HSCC

HSCC

LEGENDS OF BRANDS HATCH

SUPERPRIX

SAT 30 JUNE/SUN 1 JULY

Results Booklet

MST

Timing & Results by MST SYSTEMS Ltd.
www.mstworld.com

© MST SYSTEMS Ltd. 2018

The Haysfield, Spring Lane North, Malvern, Worcestershire WR14 1GF
tel: **+44 (0)1684 560614** email: **motorsport@mstworld.com**

Brands Hatch Grand Prix Circuit

Fawkham, Longfield DA3 8NG

www.brandshatch.co.uk

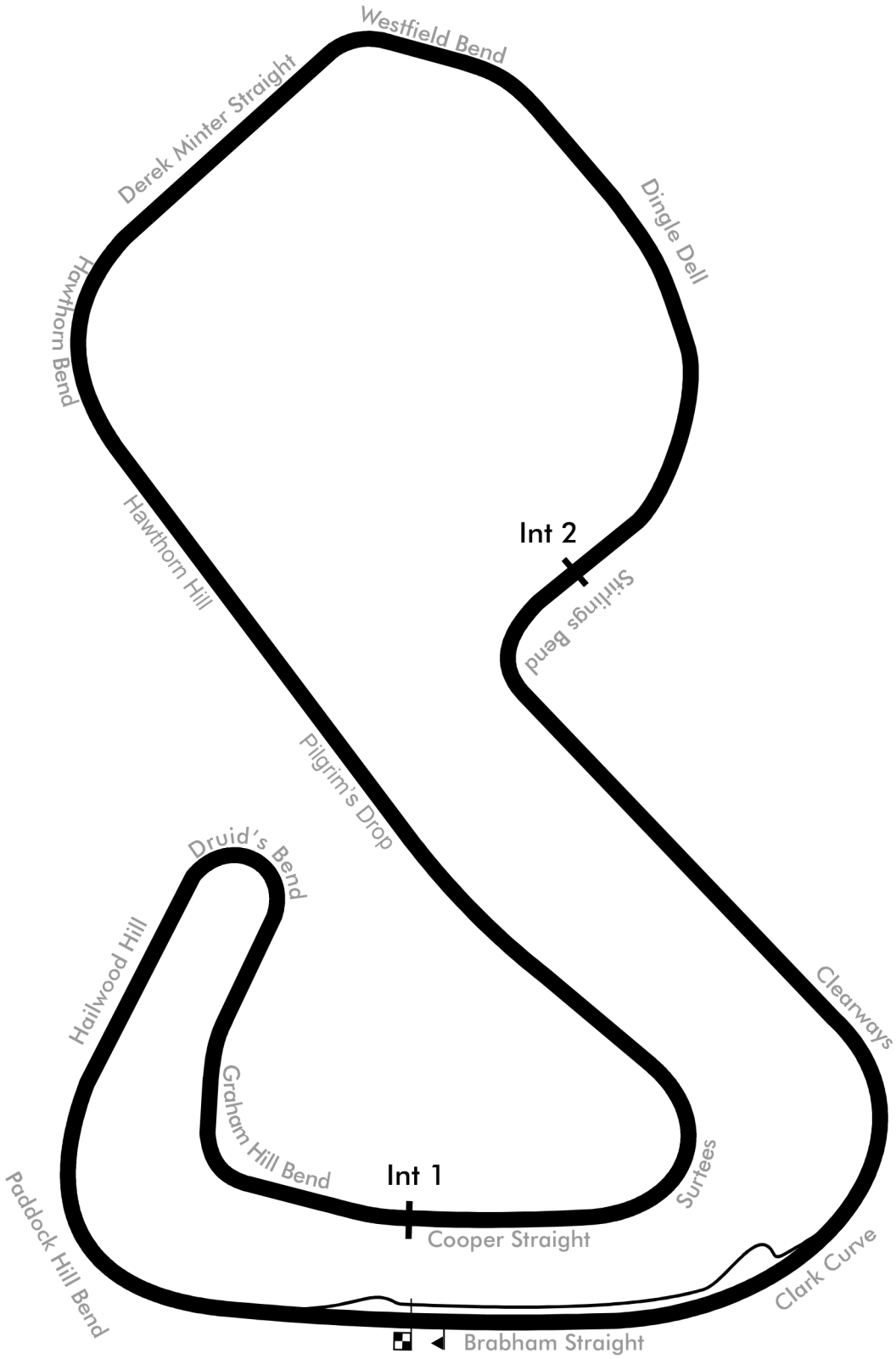

Circuit Length:	2.433 M / 3.916 km
Pit Lane:	277m, 17s @ 60km/h
Intermediate 1:	1117.1 m
Intermediate 2:	2936.0 m
Start line offset:	0 m

Legends of Brands Hatch Superprix - 30 Jun - 1 Jul 2018

HSCC Historic Formula 3 including The Nations Cup

Qualifying for Race 1 - Classification

Sheet No:

POS	NO	DRIVER/S	CAR MAKE / MODEL	TIME	ON	LAPS	GAP	DIFF	MPH
1	1	Jon Milicevic	Brabham BT21B	1:38.292	6	9			89.11
2	25	Andrew Hibberd	Brabham BT18	1:38.836	6	9	0.544	0.544	88.62
3	63	Christoph Widmer	Brabham BT18A	1:40.695	9	9	2.403	1.859	86.98
4	93	Roland Fischer	Tecno 169	1:41.594	6	8	3.302	0.899	86.21
5	77	Francois Derossi	Chevron B17	1:41.605	8	9	3.313	0.011	86.20
6	41	Enrico Spaggiari	Lotus 41X	1:42.639	9	9	4.347	1.034	85.34
7	88	Michael Scott	Brabham BT28	1:42.838	7	9	4.546	0.199	85.17
8	46	Steve Smith	Chevron B15	1:43.784	3	6	5.492	0.946	84.39
9	20	Thierry Gallo	Tecno F3	1:44.039	4	9	5.747	0.255	84.19
10	89	Maurice Slotine	Merlyn Mk14A	1:44.757	8	9	6.465	0.718	83.61
11	24	Jon Waggitt	Chevron B15	1:45.016	8	8	6.724	0.259	83.40
12	69	Gregan Thruston	Brabham BT21B	1:45.380	8	8	7.088	0.364	83.12
13	30	Clas Muller	Brabham BT28	1:45.467	8	8	7.175	0.087	83.05
14	44	Peter Hamilton	Tecno	1:45.919	3	6	7.627	0.452	82.69
15	9	Andrew Tart	Merlyn Mk9	1:46.118	8	9	7.826	0.199	82.54
16	2	Barry Sewell	Lotus 41	1:47.275	5	8	8.983	1.157	81.65
17	19	Peter Froude	Tecno F3	1:47.811	7	7	9.519	0.536	81.24
18	8	Martyn Halliday	Chevron B15C	1:48.642	6	8	10.350	0.831	80.62
19	62	Geoffrey O'nion	Tecno F3	1:48.992	5	8	10.700	0.350	80.36
20	90	Angelo Delea	Brabham BT16	1:51.137	7	7	12.845	2.145	78.81
21	40	Philippe Bonny	Tecno F3	1:51.252	8	8	12.960	0.115	78.73
22	141	Werner Pircher	Lotus 41	1:54.125	5	6	15.833	2.873	76.75
23	16	Mark Linstone	Brabham BT21	2:12.427	3	4	34.135	18.302	66.14

Cars 46, 90 & 141 require working transponders - Regulation Q12.2.1 refers.

Session Start: 09:00:02 - Finish: 09:15:13
Weather/Track Conditions: Sunny / Dry
Circuit: Brands Hatch Grand Prix Circuit
Track Length: 3.916 Km - 2.4330 miles

These results are provisional until the conclusion of any judicial and technical matters.

Clerk of the Course:	Timekeeper:	Issued at:
	Nick Palmer	

MST

Printed: 30-06-2018 - 09:24

Legends of Brands Hatch Superprix - 30 Jun - 1 Jul 2018

HSCC Historic Formula 3 including The Nations Cup

Qualifying for Race 1 - Sector Analysis

1 Jon Milicevic (B) — Brabham BT21B

lap	Sect-1	Speed	Sect-2	Speed	Sect-3	Speed	Laptime	Pit
1	Out	92.0	47.443	77.1	25.335	112.4	1:53.346	
2	32.545	95.9	45.540	85.9	24.452	114.9	1:42.537	
3	31.960	96.5	44.260	90.1	23.909	115.7	1:40.129	
4	31.364	94.8	44.310	88.6	24.515	113.0	1:40.189	
5	31.101	97.4	44.659	87.1	23.939	116.1	1:39.699	
6	31.061	98.0	43.590	87.8	23.641	117.7	1:38.292	
7	31.192	97.6	44.020	91.0	23.901	114.9	1:39.113	
8	30.887	98.7	44.932	87.9	23.816	113.3	1:39.635	
9	31.055	97.4	44.381	87.6	24.216	113.9	1:39.652	
10								

2 Barry Sewell (B) — Lotus 41

lap	Sect-1	Speed	Sect-2	Speed	Sect-3	Speed	Laptime	Pit
1	Out	67.8	53.850	71.0	27.594	105.2	2:03.816	
2	35.731	79.1	51.246	73.7	29.690	107.0	1:56.667	
3	34.369	86.0	50.809	76.3	26.314	107.9	1:51.492	
4	34.101	90.4	48.957	77.6	25.857	108.9	1:48.915	
5	33.685	88.9	48.022	77.6	25.568	111.3	1:47.275	
6	34.096	90.0	48.793	76.3	25.822	109.1	1:48.711	
7	33.699	91.9	48.295	74.1	25.632	107.9	1:47.626	
8	33.357	90.5	47.919	78.2	26.486	102.3	1:47.762	

8 Martyn Halliday (B) — Chevron B15C

lap	Sect-1	Speed	Sect-2	Speed	Sect-3	Speed	Laptime	Pit
1	Out	68.5	57.922	61.0	29.617	101.6	2:12.552	
2	37.269	78.2	50.743	73.0	26.892	107.0	1:54.904	
3	34.542	88.5	49.598	69.4	26.768	109.8	1:50.908	
4	34.672	90.1	51.622	75.9	27.622	109.7	1:53.916	
5	34.429	80.4	48.988	74.4	25.999	107.9	1:49.416	
6	33.784	91.2	48.870	78.9	25.988	108.6	1:48.642	
7	33.585	93.0	49.076	71.4	26.623	106.2	1:49.284	
8	36.036	91.9	48.687	77.1	26.604	102.6	1:51.327	

9 Andrew Tart (B) — Merlyn Mk9

lap	Sect-1	Speed	Sect-2	Speed	Sect-3	Speed	Laptime	Pit
1	Out	79.2	53.640	69.4	27.795	107.2	2:05.552	
2	36.024	88.2	49.290	76.4	27.193	109.1	1:52.507	
3	34.371	90.0	48.765	79.9	25.826	110.4	1:48.962	
4	34.211	90.0	48.056	82.8	26.018	109.8	1:48.285	
5	34.037	92.0	48.150	80.9	26.365	110.2	1:48.552	
6	33.307	94.3	47.572	81.9	25.332	112.2	1:46.211	
7	34.694	92.6	47.880	83.2	25.671	111.3	1:48.245	
8	33.673	93.4	46.693	83.1	25.752	111.1	1:46.118	
9	34.079	92.7	49.110	83.9	25.689	109.3	1:48.878	
10								

16 Mark Linstone (B) — Brabham BT21

lap	Sect-1	Speed	Sect-2	Speed	Sect-3	Speed	Laptime	Pit
1	Out	74.5	53.058	60.6	In		5:04.689	P
2	Out	69.8	59.390	57.8	31.649	77.3	2:16.997	P
3	40.283	72.5	59.625	62.3	32.519	80.3	2:12.427	
4	40.245	73.0	1:00.242	62.1	In		3:38.730	P

19 Peter Froude (B) — Tecno F3

lap	Sect-1	Speed	Sect-2	Speed	Sect-3	Speed	Laptime	Pit
1	Out	70.7	54.762	66.3	28.598	103.0	2:10.480	
2	35.587	83.3	50.021	73.7	26.662	108.4	1:52.270	
3	34.301	86.0	49.412	71.4	27.450	108.6	1:51.163	
4	35.907	86.0	49.997	74.9	26.051	108.8	1:51.955	
5	33.612	88.1	48.627	73.8	26.303	107.7	1:48.542	
6	33.873	88.9	48.043	77.8	26.389	108.2	1:48.305	
7	33.764	91.0	47.963	75.1	26.084	106.5	1:47.811	
8								

20 Thierry Gallo (B) — Tecno F3

lap	Sect-1	Speed	Sect-2	Speed	Sect-3	Speed	Laptime	Pit
1	Out	83.6	52.530	68.0	27.271	109.8	1:58.777	
2	33.527	88.5	48.393	78.7	25.206	111.1	1:47.126	
3	32.587	93.1	47.959	79.7	24.679	111.7	1:45.225	
4	32.170	93.8	47.124	80.7	24.745	111.1	1:44.039	
5	32.212	92.9	47.541	81.2	24.934	110.6	1:44.687	
6	31.971	92.7	48.164	79.7	25.379	109.5	1:45.514	
7	32.301	91.0	48.405	76.7	25.023	108.6	1:45.729	
8	32.457	94.6	47.943	79.4	24.736	109.5	1:45.136	
9	32.212	92.0	48.265	77.0	25.764	105.9	1:46.241	
10								

24 Jon Waggitt (B) — Chevron B15

lap	Sect-1	Speed	Sect-2	Speed	Sect-3	Speed	Laptime	Pit
1	Out	84.6	50.779	82.3	26.287	113.0	1:57.149	
2	35.723	91.2	51.066	76.8	27.413	112.2	1:54.202	
3	33.717	89.8	47.920	85.0	25.922	113.0	1:47.559	
4	33.691	87.0	48.920	79.3	25.824	112.8	1:48.435	
5	32.614	94.7	47.615	83.2	25.793	113.0	1:46.022	
6	32.630	93.5	49.449	83.3	25.624	111.7	1:47.703	
7	33.006	86.8	49.320	82.2	25.363	110.4	1:47.689	
8	33.181	92.5	46.914	84.6	24.921	108.6	1:45.016	

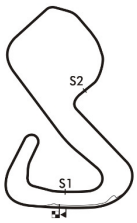

Session Start: 09:00:02 - Finish: 09:15:13
Weather/Track Conditions: Sunny / Dry
Circuit: Brands Hatch Grand Prix Circuit
Track Length: 3.916 Km - 2.4330 miles
Printed: 30-06-2018 - 09:25

MST
Results: www.mstworld.com. Live Timing: https://livetiming.getraceresults.com/mst. Email: timing@mstworld.com

Legends of Brands Hatch Superprix - 30 Jun - 1 Jul 2018

HSCC Historic Formula 3 including The Nations Cup

Qualifying for Race 1 - Sector Analysis

25 Andrew Hibberd (B) — Brabham BT18

lap	Sect-1	Speed	Sect-2	Speed	Sect-3	Speed	Laptime	Pit	lap	Sect-1	Speed	Sect-2	Speed	Sect-3	Speed	Laptime	Pit
1	Out	91.4	47.909	76.2	25.269	110.4	1:52.025		6	31.125	97.6	43.924	90.4	23.787	113.7	1:38.836	
2	32.573	96.5	45.565	82.9	24.655	112.0	1:42.793		7	31.525	97.4	44.233	91.8	23.641	117.5	1:39.399	
3	31.577	97.3	43.992	88.7	23.795	115.1	1:39.364		8	31.084	99.8	46.575	76.8	25.696	112.4	1:43.355	
4	31.328	97.7	44.656	86.7	24.260	112.0	1:40.244		9	31.460	98.2	44.396	85.6	24.953	101.4	1:40.809	
5	31.417	96.2	44.471	83.8	24.181	113.3	1:40.069		10								

30 Clas Muller (B) — Brabham BT28

lap	Sect-1	Speed	Sect-2	Speed	Sect-3	Speed	Laptime	Pit	lap	Sect-1	Speed	Sect-2	Speed	Sect-3	Speed	Laptime	Pit
1	Out	66.6	57.476	64.9	28.156	102.0	2:15.566		5	33.320	88.2	48.794	76.8	25.795	109.7	1:47.909	
2	35.935	79.1	51.077	73.8	26.517	110.6	1:53.529		6	33.724	87.2				110.4	1:49.055	
3	34.253	79.8	49.877	75.1	25.469	112.2	1:49.599		7	33.189	84.2	49.106	79.0	25.254	112.6	1:47.549	
4	34.071	83.5	48.489	78.2	25.681	111.5	1:48.241		8	33.001	93.0				112.2	1:45.467	

40 Philippe Bonny (B) — Tecno F3

lap	Sect-1	Speed	Sect-2	Speed	Sect-3	Speed	Laptime	Pit	lap	Sect-1	Speed	Sect-2	Speed	Sect-3	Speed	Laptime	Pit
1	Out	70.1	56.022	65.9	28.142	106.4	2:07.377		5	34.802	83.6	51.101	79.2	26.571	106.9	1:52.474	
2	35.552	85.2	52.914	74.9	27.928	106.2	1:56.394		6	34.450	81.6	51.233	80.4	26.535	106.4	1:52.218	
3	35.777	81.1	51.953	72.0	27.112	105.5	1:54.842		7	34.423	90.0	50.274	79.9	27.354	104.9	1:52.051	
4	34.570	84.1	51.940	74.3	27.535	106.0	1:54.045		8	34.038	89.1	51.198	75.6	26.016	107.7	1:51.252	

41 Enrico Spaggiari (B) — Lotus 41X

lap	Sect-1	Speed	Sect-2	Speed	Sect-3	Speed	Laptime	Pit	lap	Sect-1	Speed	Sect-2	Speed	Sect-3	Speed	Laptime	Pit
1	Out	73.8	52.987	67.3	26.577	108.2	2:00.787		6	32.084	95.8	46.201	79.5	24.711	113.7	1:42.996	
2	34.105	88.2	50.444	73.8	26.581	108.8	1:51.130		7	32.183	95.5	47.601	76.8	25.163	109.8	1:44.947	
3	32.708	91.1	49.295	73.2	25.946	109.1	1:47.949		8	32.093	94.7	46.778	77.9	25.020	109.8	1:43.891	
4	33.740	89.8	47.908	76.6	25.567	110.0	1:47.215		9	31.861	94.0	45.967	82.0	24.811	110.0	1:42.639	
5	32.313	94.0	47.513	78.2	25.211	110.6	1:45.037		10								

44 Peter Hamilton (B) — Tecno

lap	Sect-1	Speed	Sect-2	Speed	Sect-3	Speed	Laptime	Pit	lap	Sect-1	Speed	Sect-2	Speed	Sect-3	Speed	Laptime	Pit
1	Out	80.8	52.855	79.1	26.781	110.0	1:59.864		4	33.344	92.0	51.574	46.4	In		3:11.471	P
2	34.037	82.4	50.712	83.6	25.870	108.9	1:50.619		5	Out	88.9	52.462	54.9	27.557	107.6	1:59.867	P
3	33.439	87.9	46.912	90.0	25.568	113.7	1:45.919		6	39.674	39.8	In		In		7:40.049	P

46 Steve Smith (B) — Chevron B15

lap	Sect-1	Speed	Sect-2	Speed	Sect-3	Speed	Laptime	Pit	lap	Sect-1	Speed	Sect-2	Speed	Sect-3	Speed	Laptime	Pit
1							1:52.505		4							1:43.957	
2							1:46.333		5							5:08.740	
3							1:43.784		6							2:02.851	

62 Geoffrey O'nion (B) — Tecno F3

lap	Sect-1	Speed	Sect-2	Speed	Sect-3	Speed	Laptime	Pit	lap	Sect-1	Speed	Sect-2	Speed	Sect-3	Speed	Laptime	Pit
1	Out	71.6	55.669	75.0	28.696	104.5	2:07.758		5	34.744	87.4	48.357	82.6	25.891	107.4	1:48.992	
2	35.718	80.3	51.256	72.4	27.114	106.0	1:54.088		6	34.202	85.4	50.696	69.1	28.675	105.9	1:53.573	
3	35.114	84.1	50.632	77.4	26.771	104.9	1:52.517		7	34.348	90.1	48.482	80.4	26.418	105.9	1:49.248	
4	34.771	87.2	50.395	78.6	26.440	106.5	1:51.606		8	34.069	87.9	49.811	81.0	26.391	106.2	1:50.271	

63 Christoph Widmer (B) — Brabham BT18A

lap	Sect-1	Speed	Sect-2	Speed	Sect-3	Speed	Laptime	Pit	lap	Sect-1	Speed	Sect-2	Speed	Sect-3	Speed	Laptime	Pit
1	Out	85.0	49.587	79.0	26.840	106.0	1:54.768		6	31.778	94.6	44.571	87.5	24.458	109.5	1:40.807	
2	33.606	91.5	46.456	86.7	25.265	108.6	1:45.327		7	31.556	93.9	44.964	90.4	24.218	110.0	1:40.738	
3	32.155	93.8	45.226	85.9	24.350	103.9	1:41.731		8	31.589	93.6	52.920	42.3	25.819	109.1	1:50.328	
4	32.017	93.9	45.793	85.4	25.028	113.0	1:42.838		9	31.670	94.4	44.391	88.3	24.634	110.6	1:40.695	
5	32.002	92.4	45.361	81.3	24.414	111.1	1:41.777		10								

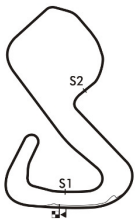

Session Start: 09:00:02 - Finish: 09:15:13
Weather/Track Conditions: Sunny / Dry
Circuit: Brands Hatch Grand Prix Circuit
Track Length: 3.916 Km - 2.4330 miles
Printed: 30-06-2018 - 09:25

MST

Legends of Brands Hatch Superprix - 30 Jun - 1 Jul 2018

HSCC Historic Formula 3 including The Nations Cup

Qualifying for Race 1 - Sector Analysis

69	Gregan Thruston (B)								Brabham BT21B								
lap	Sect-1	Speed	Sect-2	Speed	Sect-3	Speed	Laptime	Pit	lap	Sect-1	Speed	Sect-2	Speed	Sect-3	Speed	Laptime	Pit
1	Out	66.5	56.357	70.7	29.036	104.1	2:10.227		5	33.142	91.4	48.890	83.4	25.818	109.1	1:47.850	
2	35.662	87.0	1:04.334	77.5	27.716	105.7	2:07.712		6	33.329	94.2	49.956	79.7	26.588	107.2	1:49.873	
3	34.808	87.8	51.257	78.3	27.872	107.2	1:53.937		7	34.406	90.0	50.297	81.1	25.886	107.4	1:50.589	
4	33.904	92.4	49.714	82.7	25.897	108.6	1:49.515		8	32.704	92.5	47.264	88.4	25.412	108.4	1:45.380	

77	Francois Derossi (B)								Chevron B17								
lap	Sect-1	Speed	Sect-2	Speed	Sect-3	Speed	Laptime	Pit	lap	Sect-1	Speed	Sect-2	Speed	Sect-3	Speed	Laptime	Pit
1	Out	88.7	48.681	77.3	26.135	105.5	1:53.949		6	31.962	86.9	45.181	88.0	24.651	107.6	1:41.794	
2	33.108	87.4	46.223	86.8	24.731	110.0	1:44.062		7	31.753	93.1	45.857	92.6	24.613	108.6	1:42.223	
3	32.580	92.6	45.411	91.7	24.885	107.6	1:42.876		8	31.801	93.4	44.773	90.4	25.031	106.5	1:41.605	
4	32.235	91.7	45.181	88.8	24.942	110.0	1:42.358		9	32.180	80.3	47.068	70.9	In		3:35.217	P
5	32.096	84.5	45.200	80.3	25.233	108.9	1:42.529		10								

88	Michael Scott (B)								Brabham BT28								
lap	Sect-1	Speed	Sect-2	Speed	Sect-3	Speed	Laptime	Pit	lap	Sect-1	Speed	Sect-2	Speed	Sect-3	Speed	Laptime	Pit
1	Out	83.6	51.090	77.8	25.369	109.8	1:54.580		6	32.466	88.9	47.322	83.6	24.504	112.8	1:44.292	
2	33.355	90.5	48.750	87.5	25.931	112.6	1:48.036		7	32.031	94.4	46.314	79.7	24.493	112.4	1:42.838	
3	33.179	88.7	47.306	78.7	25.465	113.0	1:45.950		8	33.503	87.8	45.998	81.7	24.242	114.9	1:43.743	
4	32.187	94.8	46.097	82.8	24.723	113.3	1:43.007		9	31.900	96.3	49.944	79.8	24.846	101.6	1:46.690	
5	31.984	94.4	46.604	80.0	24.869	113.5	1:43.457		10								

89	Maurice Slotine (B)								Merlyn Mk14A								
lap	Sect-1	Speed	Sect-2	Speed	Sect-3	Speed	Laptime	Pit	lap	Sect-1	Speed	Sect-2	Speed	Sect-3	Speed	Laptime	Pit
1	Out	79.0	53.095	72.6	26.941	108.1	2:01.163		6	33.791	83.4	48.754	81.7	25.266	109.8	1:47.811	
2	35.334	82.8	49.075	77.5	26.274	108.8	1:50.683		7	33.157	88.2	49.695	76.8	25.526	110.2	1:48.378	
3	34.510	81.4	49.368	78.9	26.114	108.6	1:49.992		8	33.012	92.0	46.515	83.5	25.230	110.4	1:44.757	
4	33.921	87.7	48.100	79.7	25.745	109.1	1:47.766		9	32.535	89.8	48.408	79.7	26.158	107.7	1:47.101	
5	33.547	88.9	56.250	78.4	26.316	108.6	1:56.113		10								

90	Angelo Delea (B)								Brabham BT16								
lap	Sect-1	Speed	Sect-2	Speed	Sect-3	Speed	Laptime	Pit	lap	Sect-1	Speed	Sect-2	Speed	Sect-3	Speed	Laptime	Pit
1							2:05.906		5							1:55.298	
2							2:00.801		6							1:52.213	
3							2:03.377		7							1:51.137	
4							1:57.711		8								

93	Roland Fischer (B)								Tecno 169								
lap	Sect-1	Speed	Sect-2	Speed	Sect-3	Speed	Laptime	Pit	lap	Sect-1	Speed	Sect-2	Speed	Sect-3	Speed	Laptime	Pit
1	Out	84.7	50.422	78.0	27.199	106.4	1:56.537		5	32.156	95.6	44.946	77.3	24.862	111.5	1:41.964	
2	33.137	93.1	46.717	82.7	26.391	107.4	1:46.245		6	32.220	96.1	44.322	81.9	25.052	110.4	1:41.594	
3	33.145	93.4	46.326	81.8	25.394	110.2	1:44.865		7	31.849	95.5	44.472	75.5	25.359	110.2	1:41.680	
4	33.001	94.6	45.683	83.5	24.891	110.4	1:43.575		8	32.040	96.3	46.791	71.2	27.008	88.2	1:45.839	

141	Werner Pircher (B)								Lotus 41								
lap	Sect-1	Speed	Sect-2	Speed	Sect-3	Speed	Laptime	Pit	lap	Sect-1	Speed	Sect-2	Speed	Sect-3	Speed	Laptime	Pit
1							1:58.407		4							1:54.145	
2							1:56.828		5							1:54.125	
3							1:57.527		6							1:55.178	

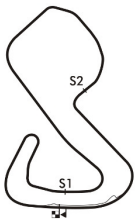

Session Start: 09:00:02 - Finish: 09:15:13
Weather/Track Conditions: Sunny / Dry
Circuit: Brands Hatch Grand Prix Circuit
Track Length: 3.916 Km - 2.4330 miles
Printed: 30-06-2018 - 09:25

MST
Results: www.mstworld.com. Live Timing: https://livetiming.getraceresults.com/mst. Email: timing@mstworld.com

Legends of Brands Hatch Superprix - 30 Jun - 1 Jul 2018

HSCC Historic Formula 3 including The Nations Cup

Qualifying for Race 1 - Best Sector Times

	SECTOR 1			SECTOR 2			SECTOR 3		
	NO	TIME	LAP	NO	TIME	LAP	NO	TIME	LAP
1	1	30.887	8	1	43.590	6	1	23.641	6
2	25	31.084	8	25	43.924	6	25	23.641	7
3	63	31.556	7	93	44.322	6	63	24.218	7
4	77	31.753	7	63	44.391	9	88	24.242	8
5	93	31.849	7	77	44.773	8	77	24.613	7
6	41	31.861	9	41	45.967	9	20	24.679	3
7	88	31.900	9	88	45.998	8	41	24.711	6
8	20	31.971	6	89	46.515	8	93	24.862	5
9	89	32.535	9	9	46.693	8	24	24.921	8
10	24	32.614	5	44	46.912	3	89	25.230	8
11	69	32.704	8	24	46.914	8	30	25.254	7
12	30	33.001	8	20	47.124	4	9	25.332	6
13	9	33.307	6	69	47.264	8	69	25.412	8
14	44	33.344	4	2	47.919	8	2	25.568	5
15	2	33.357	8	19	47.963	7	44	25.568	3
16	8	33.585	7	62	48.357	5	62	25.891	5
17	19	33.612	5	30	48.489	4	8	25.988	6
18	40	34.038	8	8	48.687	8	40	26.016	8
19	62	34.069	8	40	50.274	7	19	26.051	4
20	16	40.245	4	16	53.058	1	16	31.649	2
21	46			46			46		
22	90			90			90		
23	141			141			141		

IDEAL / BEST LAP COMPARISON

NO	NAME	BEST	IN	IDEAL	DIFF
1	Jon Milicevic	1:38.292	6	1:38.118	+0.174
25	Andrew Hibberd	1:38.836	6	1:38.649	+0.187
63	Christoph Widmer	1:40.695	9	1:40.165	+0.530
93	Roland Fischer	1:41.594	6	1:41.033	+0.561
77	Francois Derossi	1:41.605	8	1:41.139	+0.466
41	Enrico Spaggiari	1:42.639	9	1:42.539	+0.100
88	Michael Scott	1:42.838	7	1:42.140	+0.698
46	Steve Smith	1:43.784	3		+
20	Thierry Gallo	1:44.039	4	1:43.774	+0.265
89	Maurice Slotine	1:44.757	8	1:44.280	+0.477
24	Jon Waggitt	1:45.016	8	1:44.449	+0.567
69	Gregan Thruston	1:45.380	8	1:45.380	+0.000
30	Clas Muller	1:45.467	8	1:46.744	+-1.277
44	Peter Hamilton	1:45.919	3	1:45.824	+0.095
9	Andrew Tart	1:46.118	8	1:45.332	+0.786
2	Barry Sewell	1:47.275	5	1:46.844	+0.431
19	Peter Froude	1:47.811	7	1:47.626	+0.185
8	Martyn Halliday	1:48.642	6	1:48.260	+0.382
62	Geoffrey O'nion	1:48.992	5	1:48.317	+0.675
90	Angelo Delea	1:51.137	7		+
40	Philippe Bonny	1:51.252	8	1:50.328	+0.924
141	Werner Pircher	1:54.125	5		+
16	Mark Linstone	2:12.427	3	2:04.952	+7.475

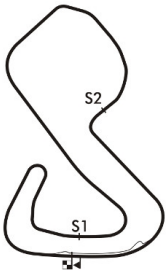

Session Start: 09:00:02 - Finish: 09:15:13
Weather/Track Conditions: Sunny / Dry
Circuit: Brands Hatch Grand Prix Circuit
Track Length: 3.916 Km - 2.4330 miles

Printed: 30-06-2018 - 09:26

Legends of Brands Hatch Superprix - 30 Jun - 1 Jul 2018

HSCC Historic Formula 3 including The Nations Cup

Qualifying for Race 1 - Best Sector Speeds

	NO	SECTOR 1	MPH	NO	SECTOR 2	MPH	NO	SECTOR 3	MPH
1	25	Andrew Hibberd	99.8	77	Francois Derossi	92.6	1	Jon Milicevic	117.7
2	1	Jon Milicevic	98.7	25	Andrew Hibberd	91.8	25	Andrew Hibberd	117.5
3	88	Michael Scott	96.3	1	Jon Milicevic	91.0	88	Michael Scott	114.9
4	93	Roland Fischer	96.3	63	Christoph Widmer	90.4	41	Enrico Spaggiari	113.7
5	41	Enrico Spaggiari	95.8	44	Peter Hamilton	90.0	44	Peter Hamilton	113.7
6	24	Jon Waggitt	94.7	69	Gregan Thruston	88.4	24	Jon Waggitt	113.0
7	20	Thierry Gallo	94.6	88	Michael Scott	87.5	63	Christoph Widmer	113.0
8	63	Christoph Widmer	94.6	24	Jon Waggitt	85.0	30	Clas Muller	112.6
9	9	Andrew Tart	94.3	9	Andrew Tart	83.9	9	Andrew Tart	112.2
10	69	Gregan Thruston	94.2	89	Maurice Slotine	83.5	20	Thierry Gallo	111.7
11	77	Francois Derossi	93.4	93	Roland Fischer	83.5	93	Roland Fischer	111.5
12	8	Martyn Halliday	93.0	62	Geoffrey O'nion	82.6	2	Barry Sewell	111.3
13	30	Clas Muller	93.0	41	Enrico Spaggiari	82.0	89	Maurice Slotine	110.4
14	44	Peter Hamilton	92.0	20	Thierry Gallo	81.2	77	Francois Derossi	110.0
15	89	Maurice Slotine	92.0	40	Philippe Bonny	80.4	8	Martyn Halliday	109.8
16	2	Barry Sewell	91.9	30	Clas Muller	79.0	69	Gregan Thruston	109.1
17	19	Peter Froude	91.0	8	Martyn Halliday	78.9	19	Peter Froude	108.8
18	62	Geoffrey O'nion	90.1	2	Barry Sewell	78.2	40	Philippe Bonny	107.7
19	40	Philippe Bonny	90.0	19	Peter Froude	77.8	62	Geoffrey O'nion	107.4
20	16	Mark Linstone	74.5	16	Mark Linstone	62.3	16	Mark Linstone	80.3
21	46	Steve Smith	0.0	46	Steve Smith	0.0	46	Steve Smith	0.0
22	90	Angelo Delea	0.0	90	Angelo Delea	0.0	90	Angelo Delea	0.0
23	141	Werner Pircher	0.0	141	Werner Pircher	0.0	141	Werner Pircher	0.0

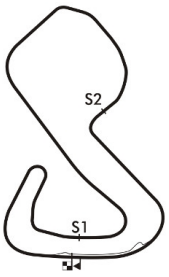

Session Start: 09:00:02 - Finish: 09:15:13
Weather/Track Conditions: Sunny / Dry
Circuit: Brands Hatch Grand Prix Circuit
Track Length: 3.916 Km - 2.4330 miles
Printed: 30-06-2018 - 09:27

Legends of Brands Hatch Superprix - 30 Jun - 1 Jul 2018

HSCC Historic Formula 3 including The Nations Cup

Race 1 - Starting Grid

Sheet No:

Start Time : 13:20 - Heat Duration : 20 Minutes

ROW					
12	23	16	Mark Linstone		
11	21	40	Philippe Bonny	22	141 Werner Pircher
10	19	62	Geoffrey O'nion	20	90 Angelo Delea
9	17	19	Peter Froude	18	8 Martyn Halliday
8	15	9	Andrew Tart	16	2 Barry Sewell
7	13	30	Clas Muller	14	44 Peter Hamilton
6	11	24	Jon Waggitt	12	69 Gregan Thruston
5	9	20	Thierry Gallo	10	89 Maurice Slotine
4	7	88	Michael Scott	8	46 Steve Smith
3	5	77	Francois Derossi	6	41 Enrico Spaggiari
2	3	63	Christoph Widmer	4	93 Roland Fischer
1	1	1	Jon Milicevic	2	25 Andrew Hibberd

Pole Right

Circuit: Brands Hatch Grand Prix Circuit
Track Length: 3.916 Km - 2.4330 miles

These results are provisional until the conclusion of any judicial and technical matters.

Clerk of the Course:	Timekeeper:	Issued at:
	Nick Palmer	

MST

Printed : 30-06-2018 - 09:24

Legends of Brands Hatch Superprix - 30 Jun - 1 Jul 2018

HSCC Historic Formula 3 including The Nations Cup

Race 1 - Classification

Sheet No:

POS	NO	DRIVER/S	CAR MAKE / MODEL	TIME	LAPS	GAP	DIFF	MPH	BEST	ON
1	1	Jon Milicevic	Brabham BT21B	20:03.198	12	-- 12 laps		87.35	1:37.846	4
2	46	Steve Smith	Chevron B15	20:23.803	12	20.605	20.605	85.88	1:40.289	9
3	88	Michael Scott	Brabham BT28	20:25.459	12	22.261	1.656	85.77	1:40.376	11
4	25	Andrew Hibberd	Brabham BT18	20:33.830	12	30.632	8.371	85.18	1:38.543	4
5	77	Francois Derossi	Chevron B17	20:49.146	12	45.948	15.316	84.14	1:41.849	11
6	20	Thierry Gallo	Tecno F3	20:53.212	12	50.014	4.066	83.87	1:42.228	8
7	41	Enrico Spaggiari	Lotus 41X	20:54.557	12	51.359	1.345	83.77	1:42.522	6
8	89	Maurice Slotine	Merlyn Mk14A	21:23.971	12	1:20.773	29.414	81.86	1:45.090	9
9	16	Mark Linstone	Brabham BT21	21:26.445	12	1:23.247	2.474	81.70	1:44.822	7
10	69	Gregan Thruston	Brabham BT21B	21:32.543	12	1:29.345	6.098	81.31	1:43.760	11
11	62	Geoffrey O'nion	Tecno F3	21:35.176	12	1:31.978	2.633	81.15	1:44.687	11
12	2	Barry Sewell	Lotus 41	21:35.478	12	1:32.280	0.302	81.13	1:44.362	11
13	30	Clas Muller	Brabham BT28	21:37.269	12	1:34.071	1.791	81.01	1:45.436	10
14	9	Andrew Tart	Merlyn Mk9	21:39.570	12	1:36.372	2.301	80.87	1:45.590	11
15	40	Philippe Bonny	Tecno F3	20:21.715	11	-- 11 laps	28.067	78.86	1:48.481	8
16	90	Angelo Delea	Brabham BT16	20:54.229	11	32.514	32.514	76.81	1:50.817	10
17	141	Werner Pircher	Lotus 41	20:58.481	11	36.766	4.252	76.55	1:51.003	10
		---------- NOT CLASSIFIED ----------								
DNF	63	Christoph Widmer	Brabham BT18A	18:45.189	11	-- 11 laps		85.62	1:40.427	8
DNF	8	Martyn Halliday	Chevron B15C	16:30.375	9	-- 9 laps --	1:08.097	79.59	1:46.153	3
DNF	19	Peter Froude	Tecno F3	9:42.481	5	-- 5 laps --	30.003	75.18	1:50.305	4
DNF	44	Peter Hamilton	Tecno	4:39.030	2	-- 2 laps --	38.071	62.78	1:57.264	1
DNF	24	Jon Waggitt	Chevron B15							

---------- FASTEST LAP SUMMARY ----------

NO	DRIVER/S	CLASS	CAR MAKE / MODEL	FASTEST LAP	ON	MPH
1	Jon Milicevic	B	Brabham BT21B	1:37.846	4	89.52

Car 30 - transponder stopped working, please fix for second race.
Car 93 - Non starter.

Session Start: 13:21:08 - Finish: 13:41:10
Weather/Track Conditions: Sunny / Dry
Circuit: Brands Hatch Grand Prix Circuit
Track Length: 3.916 Km - 2.4330 miles

These results are provisional until the conclusion of any judicial and technical matters.

Clerk of the Course:	Timekeeper:	Issued at:
	Nick Palmer	

MST

Printed: 30-06-2018 - 13:44

Legends of Brands Hatch Superprix - 30 Jun - 1 Jul 2018

HSCC Historic Formula 3 including The Nations Cup

Race 1 - Sector Analysis

1	Jon Milicevic (B)								Brabham BT21B							
lap	Sect-1	Speed	Sect-2	Speed	Sect-3	Speed	Laptime	Pit	lap	Sect-1	Speed	Sect-2	Speed	Sect-3	Speed	Laptime	Pit
1		95.1	45.270	86.3	24.946	110.7	1:47.641		7	30.917	97.6	43.702	91.3	23.878	114.3	1:38.497	
2	31.529	97.7	43.939	92.5	23.684	117.5	1:39.152		8	30.959	97.9	44.212	91.0	23.602	113.5	1:38.773	
3	31.543	96.3	44.292	91.8	23.668	113.9	1:39.503		9	31.025	97.2	44.170	91.3	24.232	112.6	1:39.427	
4	30.962	98.0	43.303	91.7	23.581	116.9	1:37.846		10	31.512	97.0	45.469	86.1	24.435	112.0	1:41.416	
5	30.968	98.2	44.137	91.5	23.940	113.0	1:39.045		11	31.738	95.6	45.027	87.1	24.488	111.7	1:41.253	
6	31.054	97.4	43.985	92.2	23.742	113.7	1:38.781		12	31.737	95.2	45.528	86.3	24.599	112.6	1:41.864	

2	Barry Sewell (B)								Lotus 41							
lap	Sect-1	Speed	Sect-2	Speed	Sect-3	Speed	Laptime	Pit	lap	Sect-1	Speed	Sect-2	Speed	Sect-3	Speed	Laptime	Pit
1		85.9	49.608	75.6	26.473	108.4	1:59.674		7	33.275	87.0	49.047	82.2	25.525	111.3	1:47.847	
2	34.469	88.8	49.948	72.3	26.189	108.2	1:50.606		8	33.489	94.7	48.617	73.4	25.459	109.3	1:47.565	
3	33.517	88.4	48.010	73.5	25.716	109.1	1:47.243		9	33.070	90.1	46.784	80.2	25.800	108.4	1:45.654	
4	32.998	88.8	47.856	71.0	25.725	109.8	1:46.579		10	33.119	92.4	46.790	78.9	25.461	108.9	1:45.370	
5	33.076	88.6	49.371	71.6	25.666	110.7	1:48.113		11	32.658	91.0	46.735	78.6	24.969	111.5	1:44.362	
6	32.899	87.0	48.189	73.6	26.018	108.8	1:47.106		12	32.795	88.2	47.159	79.8	25.405	104.5	1:45.359	

8	Martyn Halliday (B)								Chevron B15C							
lap	Sect-1	Speed	Sect-2	Speed	Sect-3	Speed	Laptime	Pit	lap	Sect-1	Speed	Sect-2	Speed	Sect-3	Speed	Laptime	Pit
1		88.0	49.951	74.9	26.570	108.8	2:01.331		6	33.108	91.1	47.273	74.9	27.236	86.4	1:47.617	
2	34.204	85.2	49.579	73.6	26.955	107.6	1:50.738		7	33.815	92.4	48.782	81.8	25.364	113.0	1:47.961	
3	33.449	87.9	47.174	81.8	25.530	110.7	1:46.153		8	34.874	83.7	47.950	82.2	25.255	112.8	1:48.079	
4	33.641	89.9	48.266	74.2	25.718	111.5	1:47.625		9	32.921	87.2	52.697	70.1	28.622	94.3	1:54.240	
5	32.468	93.3	48.598	74.0	25.565	110.4	1:46.631		10								

9	Andrew Tart (B)								Merlyn Mk9							
lap	Sect-1	Speed	Sect-2	Speed	Sect-3	Speed	Laptime	Pit	lap	Sect-1	Speed	Sect-2	Speed	Sect-3	Speed	Laptime	Pit
1		90.4	49.638	81.6	26.472	110.6	1:59.197		7	33.864	93.0	47.920	84.2	25.922	109.8	1:47.706	
2	34.154	93.0	48.433	81.9	25.793	109.7	1:48.380		8	34.935	93.8	48.232	81.7	25.654	110.6	1:48.821	
3	33.629	93.0	47.431	79.2	25.638	110.6	1:46.698		9	33.835	94.0	47.541	82.3	25.627	112.6	1:47.003	
4	33.698	93.9	48.019	74.3	26.028	109.5	1:47.745		10	33.948	92.2	47.104	86.8	25.565	111.3	1:46.617	
5	33.736	93.5	47.745	81.2	25.734	109.1	1:47.215		11	33.379	94.3	46.697	86.1	25.514	111.8	1:45.590	
6	33.439	92.7	49.081	77.8	26.156	108.8	1:48.676		12	33.490	93.3	46.758	86.1	25.674	110.9	1:45.922	

16	Mark Linstone (B)								Brabham BT21							
lap	Sect-1	Speed	Sect-2	Speed	Sect-3	Speed	Laptime	Pit	lap	Sect-1	Speed	Sect-2	Speed	Sect-3	Speed	Laptime	Pit
1		91.0	49.439	76.1	25.916	110.7	2:00.121		7	32.653	92.5	46.902	76.1	25.267	108.9	1:44.822	
2	34.506	91.2	48.979	74.8	25.684	109.1	1:49.169		8	32.996	90.9	46.985	75.6	24.993	109.3	1:44.974	
3	33.263	85.3	47.993	74.8	25.815	108.9	1:47.071		9	33.186	88.5	47.099	78.2	24.941	109.3	1:45.226	
4	33.149	89.4	47.852	73.5	25.705	109.7	1:46.706		10	32.620	93.0	47.067	76.3	25.317	108.4	1:45.004	
5	33.264	92.0	48.101	77.6	25.095	110.4	1:46.460		11	33.147	88.2	46.751	78.9	25.325	110.4	1:45.223	
6	33.449	90.9	47.678	76.6	25.229	108.9	1:46.356		12	32.713	91.9	47.181	78.3	25.419	105.2	1:45.313	

19	Peter Froude (B)								Tecno F3							
lap	Sect-1	Speed	Sect-2	Speed	Sect-3	Speed	Laptime	Pit	lap	Sect-1	Speed	Sect-2	Speed	Sect-3	Speed	Laptime	Pit
1		82.2	53.069	69.9	27.044	105.0	2:06.613		4	33.952	86.8	49.152	73.6	27.201	106.5	1:50.305	
2	35.148	86.1	51.638	70.1	27.560	104.7	1:54.346		5	34.369	86.0	49.471	75.3	36.498	30.4	2:00.338	
3	34.523	86.0	49.760	71.5	26.596	104.9	1:50.879		6								

20	Thierry Gallo (B)								Tecno F3							
lap	Sect-1	Speed	Sect-2	Speed	Sect-3	Speed	Laptime	Pit	lap	Sect-1	Speed	Sect-2	Speed	Sect-3	Speed	Laptime	Pit
1		94.0	47.647	77.2	24.872	110.4	1:52.189		7	32.143	92.6	45.880	80.1	24.742	110.4	1:42.765	
2	31.726	90.4	47.594	72.7	25.252	109.1	1:44.572		8	31.630	94.3	45.742	77.0	24.856	110.6	1:42.228	
3	31.842	90.4	47.746	76.7	25.218	108.2	1:44.806		9	31.804	94.7	46.012	79.6	24.838	109.3	1:42.654	
4	33.649	88.8	47.757	75.6	25.073	109.3	1:46.479		10	32.097	92.0	46.074	78.5	24.791	110.0	1:42.962	
5	32.016	91.7	46.455	79.5	25.242	110.0	1:43.713		11	31.656	93.5	46.449	82.5	24.500	109.8	1:42.605	
6	32.164	92.1	47.223	79.0	24.796	109.8	1:44.183		12	31.621	92.1	46.636	78.4	25.799	108.4	1:44.056	

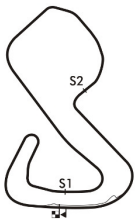

Session Start: 13:21:08 - Finish: 13:41:10
Weather/Track Conditions: Sunny / Dry
Circuit: Brands Hatch Grand Prix Circuit
Track Length: 3.916 Km - 2.4330 miles
Printed: 30-06-2018 - 13:44

MST
Results: www.mstworld.com. Live Timing: https://livetiming.getraceresults.com/mst. Email: timing@mstworld.com

Legends of Brands Hatch Superprix - 30 Jun - 1 Jul 2018

HSCC Historic Formula 3 including The Nations Cup

Race 1 - Sector Analysis

24 Jon Waggitt (B) — Chevron B15

lap	Sect-1	Speed	Sect-2	Speed	Sect-3	Speed	Laptime	Pit	lap	Sect-1	Speed	Sect-2	Speed	Sect-3	Speed	Laptime	Pit

25 Andrew Hibberd (B) — Brabham BT18

lap	Sect-1	Speed	Sect-2	Speed	Sect-3	Speed	Laptime	Pit	lap	Sect-1	Speed	Sect-2	Speed	Sect-3	Speed	Laptime	Pit
1		96.9	45.493	78.6	24.613	110.9	1:47.526		7	31.524	95.8	43.683	90.4	23.767	115.1	1:38.974	
2	31.085	97.6	44.109	88.1	23.910	112.4	1:39.104		8	31.007	98.6	43.787	92.8	24.202	110.4	1:38.996	
3	31.138	98.3	43.822	91.3	23.997	112.2	1:38.957		9	32.358	80.1	47.625	77.7	26.679	101.4	1:46.662	
4	30.979	97.7	43.694	93.2	23.870	113.2	1:38.543		10	33.135	83.7	47.306	79.4	25.519	101.9	1:45.960	
5	31.417	99.0	43.989	87.0	23.761	116.9	1:39.167		11	33.465	85.4	48.924	87.1	25.867	99.7	1:48.256	
6	31.088	95.8	44.133	88.6	23.660	117.5	1:38.881		12	34.286	91.4	50.642	73.8	27.876	86.1	1:52.804	

30 Clas Muller (B) — Brabham BT28

lap	Sect-1	Speed	Sect-2	Speed	Sect-3	Speed	Laptime	Pit	lap	Sect-1	Speed	Sect-2	Speed	Sect-3	Speed	Laptime	Pit
1							1:57.181		7							1:47.734	
2							1:47.306		8							1:48.916	
3							1:46.911		9							1:45.748	
4							1:52.195		10							1:45.436	
5							1:47.655		11							1:45.491	
6							1:46.966		12							1:45.730	

40 Philippe Bonny (B) — Tecno F3

lap	Sect-1	Speed	Sect-2	Speed	Sect-3	Speed	Laptime	Pit	lap	Sect-1	Speed	Sect-2	Speed	Sect-3	Speed	Laptime	Pit
1		88.4	49.964	75.6	26.336	109.5	2:02.103		7	34.170	92.0	49.066	79.6	26.337	106.7	1:49.573	
2	33.891	90.0	50.043	73.0	26.679	109.3	1:50.613		8	33.588	92.2	48.724	79.5	26.169	107.2	1:48.481	
3	34.229	89.3	51.488	75.8	26.221	106.2	1:51.938		9	33.563	92.5	49.418	80.9	26.101	106.4	1:49.082	
4	34.301	91.7	50.629	75.2	26.414	107.2	1:51.344		10	34.141	79.5	48.593	73.9	26.198	106.0	1:48.932	
5	33.954	92.5	49.390	79.9	26.506	106.2	1:49.850		11	33.991	90.7	48.710	75.4	26.361	107.2	1:49.062	
6	34.059	88.6	49.920	77.6	26.758	104.4	1:50.737		12								

41 Enrico Spaggiari (B) — Lotus 41X

lap	Sect-1	Speed	Sect-2	Speed	Sect-3	Speed	Laptime	Pit	lap	Sect-1	Speed	Sect-2	Speed	Sect-3	Speed	Laptime	Pit
1		92.2	49.642	75.0	25.314	110.7	1:56.422		7	32.024	92.9	45.846	83.4	24.917	109.3	1:42.787	
2	32.669	93.8	46.665	80.3	25.256	108.9	1:44.590		8	31.894	95.1	45.775	82.3	25.003	109.1	1:42.672	
3	31.973	95.2	47.028	80.1	24.846	109.8	1:43.847		9	32.157	94.7	47.099	80.1	25.073	109.5	1:44.329	
4	31.959	95.1	46.631	79.4	25.161	108.9	1:43.751		10	32.270	93.9	46.333	79.6	24.872	109.7	1:43.475	
5	31.885	94.8	46.959	82.5	24.692	110.0	1:43.536		11	32.017	93.9	45.876	82.2	24.842	110.0	1:42.735	
6	31.986	91.9	46.076	82.8	24.460	110.2	1:42.522		12	32.525	93.5	46.312	81.2	25.054	110.7	1:43.891	

44 Peter Hamilton (B) — Tecno

lap	Sect-1	Speed	Sect-2	Speed	Sect-3	Speed	Laptime	Pit	lap	Sect-1	Speed	Sect-2	Speed	Sect-3	Speed	Laptime	Pit
1		91.0	49.728	72.0	25.473	109.7	1:57.264		2	34.028	90.9	1:06.684	60.1	In		2:41.766	P

46 Steve Smith (B) — Chevron B15

lap	Sect-1	Speed	Sect-2	Speed	Sect-3	Speed	Laptime	Pit	lap	Sect-1	Speed	Sect-2	Speed	Sect-3	Speed	Laptime	Pit
1		89.5	46.235	79.7	24.308	114.9	1:49.065		7	32.984	94.4	45.052	77.6	24.368	113.3	1:42.404	
2	31.894	97.2	46.378	78.0	24.382	114.1	1:42.654		8	31.711	96.5	45.095	80.8	24.061	112.4	1:40.867	
3	31.538	96.3	45.204	75.0	24.234	113.7	1:40.976		9	31.333	95.2	44.935	83.6	24.021	113.3	1:40.289	
4	32.025	94.4	45.441	75.8	24.203	114.3	1:41.669		10	32.013	95.4	45.049	80.0	24.202	113.3	1:41.264	
5	31.814	95.6	45.448	80.7	24.175	113.2	1:41.437		11	31.537	95.0	44.968	81.9	24.207	113.7	1:40.712	
6	31.892	93.9	45.392	80.7	24.224	113.3	1:41.508		12	31.821	93.5	45.084	77.8	24.053	114.5	1:40.958	

62 Geoffrey O'nion (B) — Tecno F3

lap	Sect-1	Speed	Sect-2	Speed	Sect-3	Speed	Laptime	Pit	lap	Sect-1	Speed	Sect-2	Speed	Sect-3	Speed	Laptime	Pit
1		88.8	49.852	76.2	26.501	108.6	2:00.223		7	33.451	92.6	47.681	85.4	25.810	107.6	1:46.942	
2	34.881	88.4	49.354	72.9	26.471	107.7	1:50.706		8	33.983	92.0	47.940	78.4	25.892	104.9	1:47.815	
3	33.720	87.9	47.461	76.2	25.629	111.8	1:46.810		9	33.166	92.9	47.001	81.8	26.383	108.2	1:46.550	
4	33.164	89.5	48.021	78.4	25.577	110.9	1:46.762		10	32.953	91.9	46.485	86.2	25.302	109.3	1:44.740	
5	33.148	92.6	48.187	75.8	25.848	109.1	1:47.183		11	32.629	92.1	46.547	81.0	25.511	108.2	1:44.687	
6	33.073	90.5	47.336	81.7	26.827	107.4	1:47.236		12	33.084	91.1	46.865	81.0	25.573	107.7	1:45.522	

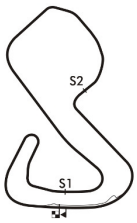

Session Start: 13:21:08 - Finish: 13:41:10
Weather/Track Conditions: Sunny / Dry
Circuit: Brands Hatch Grand Prix Circuit
Track Length: 3.916 Km - 2.4330 miles
Printed: 30-06-2018 - 13:44

Legends of Brands Hatch Superprix - 30 Jun - 1 Jul 2018

HSCC Historic Formula 3 including The Nations Cup

Race 1 - Sector Analysis

63	Christoph Widmer (B)								Brabham BT18A							
lap	Sect-1	Speed	Sect-2	Speed	Sect-3	Speed	Laptime	Pit	lap	Sect-1	Speed	Sect-2	Speed	Sect-3	Speed	Laptime	Pit
1		94.0	45.555	85.6	24.433	110.4	1:48.252		7	31.872	95.0	45.175	88.4	24.370	110.2	1:41.417	
2	32.146	94.4	45.686	86.2	24.715	108.6	1:42.547		8	31.458	95.6	44.753	88.7	24.216	112.0	1:40.427	
3	31.844	94.7	46.218	79.9	24.670	110.9	1:42.732		9	31.497	95.5	44.906	89.3	24.623	109.3	1:41.026	
4	31.941	95.4	45.409	86.5	24.689	110.7	1:42.039		10	31.640	94.6	45.203	91.6	24.793	110.6	1:41.636	
5	32.150	93.0	45.237	90.9	24.665	108.9	1:42.052		11	31.758	95.5	45.277	87.1	24.240	112.0	1:41.275	
6	31.787	93.8	45.372	86.7	24.627	108.4	1:41.786		12								

69	Gregan Thruston (B)								Brabham BT21B							
lap	Sect-1	Speed	Sect-2	Speed	Sect-3	Speed	Laptime	Pit	lap	Sect-1	Speed	Sect-2	Speed	Sect-3	Speed	Laptime	Pit
1		92.7	49.407	81.7	25.544	107.0	1:55.859		7	32.850	91.4	48.436	83.4	25.080	111.7	1:46.366	
2	33.104	93.0	58.643	81.9	25.817	106.0	1:57.564		8	33.611	91.7	48.253	81.9	25.305	106.4	1:47.169	
3	33.828	89.1	50.098	83.2	25.549	107.4	1:49.475		9	32.373	93.5	48.089	79.6	25.866	107.2	1:46.328	
4	32.806	94.2	48.103	80.5	25.347	107.7	1:46.256		10	32.274	93.6	46.973	83.5	24.994	107.6	1:44.241	
5	32.546	89.4	47.891	84.0	25.056	108.2	1:45.493		11	32.013	92.7	46.691	85.8	25.056	108.2	1:43.760	
6	32.079	93.3	47.016	81.3	26.155	93.1	1:45.250		12	31.991	93.5	47.034	84.7	25.757	105.7	1:44.782	

77	Francois Derossi (B)								Chevron B17							
lap	Sect-1	Speed	Sect-2	Speed	Sect-3	Speed	Laptime	Pit	lap	Sect-1	Speed	Sect-2	Speed	Sect-3	Speed	Laptime	Pit
1		93.8	52.914	78.0	25.446	108.4	1:57.615		7	31.966	92.9	45.719	92.0	24.731	106.4	1:42.416	
2	33.379	91.0	47.597	88.6	24.898	106.9	1:45.874		8	31.944	91.6	44.922	91.5	25.233	105.0	1:42.099	
3	32.365	91.7	45.511	90.5	24.630	107.4	1:42.506		9	31.815	93.0	45.686	89.2	25.010	106.9	1:42.511	
4	31.657	93.9	46.123	80.4	24.949	111.3	1:42.729		10	31.975	91.7	45.492	92.3	24.793	107.6	1:42.260	
5	31.864	94.8	46.194	81.3	24.858	107.6	1:42.916		11	31.806	92.6	45.161	91.8	24.882	108.4	1:41.849	
6	31.798	92.5	45.574	88.9	25.094	106.0	1:42.466		12	32.293	93.1	45.680	89.4	25.932	105.7	1:43.905	

88	Michael Scott (B)								Brabham BT28							
lap	Sect-1	Speed	Sect-2	Speed	Sect-3	Speed	Laptime	Pit	lap	Sect-1	Speed	Sect-2	Speed	Sect-3	Speed	Laptime	Pit
1		93.8	46.541	80.7	24.764	112.0	1:50.053		7	31.891	89.9	45.438	85.0	23.998	114.5	1:41.327	
2	32.192	95.0	46.178	78.6	24.529	112.8	1:42.899		8	31.616	91.9	45.215	86.3	24.139	113.9	1:40.970	
3	32.016	94.2	46.246	81.5	24.357	113.0	1:42.619		9	31.601	95.8	44.831	83.6	24.162	115.9	1:40.594	
4	32.059	94.7	46.052	82.2	24.256	113.7	1:42.367		10	32.013	93.1	45.355	87.9	24.049	113.9	1:41.417	
5	31.543	95.4	45.192	85.4	24.398	112.0	1:41.133		11	31.925	96.7	44.523	86.8	23.928	114.1	1:40.376	
6	31.632	95.0	45.153	83.9	24.045	114.3	1:40.830		12	31.668	94.8	45.134	84.8	24.072	113.2	1:40.874	

89	Maurice Slotine (B)								Merlyn Mk14A							
lap	Sect-1	Speed	Sect-2	Speed	Sect-3	Speed	Laptime	Pit	lap	Sect-1	Speed	Sect-2	Speed	Sect-3	Speed	Laptime	Pit
1		88.6	49.947	82.2	25.344	111.1	1:56.008		7	34.074	92.2	46.888	79.6	25.597	107.0	1:46.559	
2	33.630	91.5	47.765	83.2	25.433	109.3	1:46.828		8	33.389	91.2	47.405	79.4	25.225	107.9	1:46.019	
3	33.404	89.4	46.426	81.1	25.360	109.1	1:45.190		9	32.968	91.4	46.768	78.7	25.354	107.7	1:45.090	
4	33.067	90.5	47.187	82.3	25.543	108.6	1:45.797		10	33.109	91.2	48.014	76.8	25.555	108.4	1:46.678	
5	32.900	90.5	47.734	80.8	25.515	107.2	1:46.149		11	33.096	89.3	47.728	81.6	25.453	106.5	1:46.277	
6	33.242	91.5	47.057	75.2	25.580	106.5	1:45.879		12	33.122	89.3	47.530	78.8	26.845	104.1	1:47.497	

90	Angelo Delea (B)								Brabham BT16							
lap	Sect-1	Speed	Sect-2	Speed	Sect-3	Speed	Laptime	Pit	lap	Sect-1	Speed	Sect-2	Speed	Sect-3	Speed	Laptime	Pit
1		84.8	52.104	79.7	27.021	101.6	2:05.577		7	34.398	83.1	52.523	76.8	26.531	103.9	1:53.452	
2	34.261	86.1	54.599	64.2	27.530	103.4	1:56.390		8	33.859	86.8	52.057	76.0	26.157	103.9	1:52.073	
3	34.608	84.7	51.487	78.6	26.784	103.9	1:52.879		9	34.715	84.5	50.917	78.8	25.967	104.5	1:51.599	
4	34.323	84.2	51.745	74.5	26.551	104.4	1:52.619		10	34.035	85.4	50.845	79.1	25.937	104.2	1:50.817	
5	34.053	85.6	53.018	78.7	26.340	101.6	1:53.411		11	34.015	85.2	50.276	79.9	27.170	103.9	1:51.461	
6	34.876	86.2	52.317	76.2	26.758	103.4	1:53.951		12								

141	Werner Pircher (B)								Lotus 41							
lap	Sect-1	Speed	Sect-2	Speed	Sect-3	Speed	Laptime	Pit	lap	Sect-1	Speed	Sect-2	Speed	Sect-3	Speed	Laptime	Pit
1		81.9	52.534	76.3	27.605	102.3	2:07.904		7	34.779	82.0	51.811	78.7	26.825	103.1	1:53.415	
2	35.187	82.3	51.946	69.6	27.613	102.6	1:54.746		8	34.388	85.1	51.427	73.4	27.540	102.6	1:53.355	
3	34.694	84.1	51.039	77.3	27.416	102.2	1:53.149		9	35.070	82.2	49.574	80.1	26.966	102.0	1:51.610	
4	34.794	83.3	50.825	73.0	27.040	103.0	1:52.659		10	34.557	83.6	49.411	80.3	27.035	102.2	1:51.003	
5	35.326	83.2	51.341	73.0	27.068	102.0	1:53.735		11	35.106	81.6	50.101	73.8	28.196	100.5	1:53.403	
6	34.931	83.9	51.677	72.8	26.894	103.3	1:53.502		12								

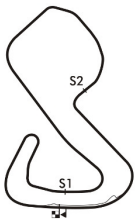

Session Start: 13:21:08 - Finish: 13:41:10
Weather/Track Conditions: Sunny / Dry
Circuit: Brands Hatch Grand Prix Circuit
Track Length: 3.916 Km - 2.4330 miles
Printed: 30-06-2018 - 13:44

Legends of Brands Hatch Superprix - 30 Jun - 1 Jul 2018

HSCC Historic Formula 3 including The Nations Cup

Race 1 - Best Sector Times

	SECTOR 1			SECTOR 2			SECTOR 3		
	NO	TIME	LAP	NO	TIME	LAP	NO	TIME	LAP
1	1	30.917	7	1	43.303	4	1	23.581	4
2	25	30.979	4	25	43.683	7	25	23.660	6
3	46	31.333	9	88	44.523	11	88	23.928	11
4	63	31.458	8	63	44.753	8	46	24.021	9
5	88	31.543	5	77	44.922	8	63	24.216	8
6	20	31.621	12	46	44.935	9	41	24.460	6
7	77	31.657	4	20	45.742	8	20	24.500	11
8	41	31.885	5	41	45.775	8	77	24.630	3
9	69	31.991	12	89	46.426	3	16	24.941	9
10	8	32.468	5	62	46.485	10	2	24.969	11
11	16	32.620	10	69	46.691	11	69	24.994	10
12	62	32.629	11	9	46.697	11	89	25.225	8
13	2	32.658	11	2	46.735	11	8	25.255	8
14	89	32.900	5	16	46.751	11	62	25.302	10
15	9	33.379	11	8	47.174	3	44	25.473	1
16	40	33.563	9	40	48.593	10	9	25.514	11
17	90	33.859	8	19	49.152	4	90	25.937	10
18	19	33.952	4	141	49.411	10	40	26.101	9
19	44	34.028	2	44	49.728	1	19	26.596	3
20	141	34.388	8	90	50.276	11	141	26.825	7
21	24			24			24		
22	30			30			30		

IDEAL / BEST LAP COMPARISON

NO	NAME	BEST	IN	IDEAL	DIFF
1	Jon Milicevic	1:37.846	4	1:37.801	+0.045
25	Andrew Hibberd	1:38.543	4	1:38.322	+0.221
46	Steve Smith	1:40.289	9	1:40.289	+0.000
88	Michael Scott	1:40.376	11	1:39.994	+0.382
77	Francois Derossi	1:41.849	11	1:41.209	+0.640
20	Thierry Gallo	1:42.228	8	1:41.863	+0.365
41	Enrico Spaggiari	1:42.522	6	1:42.120	+0.402
69	Gregan Thruston	1:43.760	11	1:43.676	+0.084
2	Barry Sewell	1:44.362	11	1:44.362	+0.000
62	Geoffrey O'nion	1:44.687	11	1:44.416	+0.271
16	Mark Linstone	1:44.822	7	1:44.312	+0.510
89	Maurice Slotine	1:45.090	9	1:44.551	+0.539
30	Clas Muller	1:45.436	10		+
9	Andrew Tart	1:45.590	11	1:45.590	+0.000
40	Philippe Bonny	1:48.481	8	1:48.257	+0.224
90	Angelo Delea	1:50.817	10	1:50.072	+0.745
141	Werner Pircher	1:51.003	10	1:50.624	+0.379
63	Christoph Widmer	1:40.427	8	1:40.427	+0.000
8	Martyn Halliday	1:46.153	3	1:44.897	+1.256
19	Peter Froude	1:50.305	4	1:49.700	+0.605
44	Peter Hamilton	1:57.264	1	1:49.229	+8.035
24	Jon Waggitt			5:15.706	5:39.069

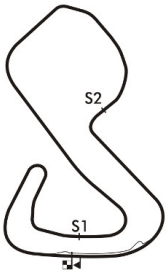

Session Start: 13:21:08 - Finish: 13:41:10
Weather/Track Conditions: Sunny / Dry
Circuit: Brands Hatch Grand Prix Circuit
Track Length: 3.916 Km - 2.4330 miles

Printed: 30-06-2018 - 13:45

Legends of Brands Hatch Superprix - 30 Jun - 1 Jul 2018

HSCC Historic Formula 3 including The Nations Cup

Race 1 - Best Sector Speeds

	NO	SECTOR 1	MPH	NO	SECTOR 2	MPH	NO	SECTOR 3	MPH
1	25	Andrew Hibberd	99.0	25	Andrew Hibberd	93.2	1	Jon Milicevic	117.5
2	1	Jon Milicevic	98.2	1	Jon Milicevic	92.5	25	Andrew Hibberd	117.5
3	46	Steve Smith	97.2	77	Francois Derossi	92.3	88	Michael Scott	115.9
4	88	Michael Scott	96.7	63	Christoph Widmer	91.6	46	Steve Smith	114.9
5	63	Christoph Widmer	95.6	88	Michael Scott	87.9	8	Martyn Halliday	113.0
6	41	Enrico Spaggiari	95.2	9	Andrew Tart	86.8	9	Andrew Tart	112.6
7	77	Francois Derossi	94.8	62	Geoffrey O'nion	86.2	63	Christoph Widmer	112.0
8	2	Barry Sewell	94.7	69	Gregan Thruston	85.8	62	Geoffrey O'nion	111.8
9	20	Thierry Gallo	94.7	46	Steve Smith	83.6	69	Gregan Thruston	111.7
10	24	Jon Waggitt	94.4	41	Enrico Spaggiari	83.4	2	Barry Sewell	111.5
11	9	Andrew Tart	94.3	89	Maurice Slotine	83.2	77	Francois Derossi	111.3
12	69	Gregan Thruston	94.2	20	Thierry Gallo	82.5	89	Maurice Slotine	111.1
13	8	Martyn Halliday	93.3	2	Barry Sewell	82.2	16	Mark Linstone	110.7
14	16	Mark Linstone	93.0	8	Martyn Halliday	82.2	41	Enrico Spaggiari	110.7
15	62	Geoffrey O'nion	92.9	40	Philippe Bonny	80.9	20	Thierry Gallo	110.6
16	40	Philippe Bonny	92.5	141	Werner Pircher	80.3	44	Peter Hamilton	109.7
17	89	Maurice Slotine	92.2	90	Angelo Delea	79.9	40	Philippe Bonny	109.5
18	44	Peter Hamilton	91.0	16	Mark Linstone	78.9	19	Peter Froude	106.5
19	19	Peter Froude	86.8	19	Peter Froude	75.3	90	Angelo Delea	104.5
20	90	Angelo Delea	86.8	44	Peter Hamilton	72.0	141	Werner Pircher	103.3
21	141	Werner Pircher	85.1	24	Jon Waggitt	70.1	24	Jon Waggitt	56.8
22	30	Clas Muller	0.0	30	Clas Muller	0.0	30	Clas Muller	0.0

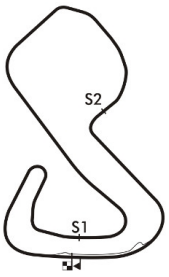

Session Start: 13:21:08 - Finish: 13:41:10
Weather/Track Conditions: Sunny / Dry
Circuit: Brands Hatch Grand Prix Circuit
Track Length: 3.916 Km - 2.4330 miles

Printed: 30-06-2018 - 13:46

Legends of Brands Hatch Superprix - 30 Jun - 1 Jul 2018

HSCC Historic Formula 3 including The Nations Cup

Race 1 - Lap Chart

Lap 1			Lap 2			Lap 3			Lap 4			Lap 5			Lap 6		
NO	Behind	Laptime	NO	Behind	Laptime	NO	Behind	Laptime	NO	Behind	Laptime	NO	Behind	Laptime	NO	Behind	Laptime
25		1:47.526	25		1:39.104	25		1:38.957	25		1:38.543	1		1:39.045	1		1:38.781
1	0.115	1:47.641	1	0.163	1:39.152	1	0.709	1:39.503	1	0.012	1:37.846	25	0.110	1:39.167	25	0.210	1:38.881
63	0.726	1:48.252	63	4.169	1:42.547	46	7.108	1:40.976	46	10.234	1:41.669	46	12.614	1:41.437	46	15.341	1:41.508
46	1.539	1:49.065	46	5.089	1:42.654	63	7.944	1:42.732	63	11.440	1:42.039	63	14.435	1:42.052	63	17.440	1:41.786
88	2.527	1:50.053	88	6.322	1:42.899	88	9.984	1:42.619	88	13.808	1:42.367	88	15.884	1:41.133	88	17.933	1:40.830
20	4.663	1:52.189	20	10.131	1:44.572	20	15.980	1:44.806	20	23.916	1:46.479	77	28.453	1:42.916	77	32.138	1:42.466
69	8.333	1:55.859	41	14.382	1:44.590	41	19.272	1:43.847	41	24.480	1:43.751	20	28.572	1:43.713	41	32.700	1:42.522
89	8.482	1:56.008	89	16.206	1:46.828	77	20.408	1:42.506	77	24.594	1:42.729	41	28.959	1:43.536	20	33.974	1:44.183
41	8.896	1:56.422	77	16.859	1:45.874	89	22.439	1:45.190	89	29.693	1:45.797	89	36.785	1:46.149	89	43.883	1:45.879
30	9.655	1:57.181	30	17.857	1:47.306	30	25.811	1:46.911	9	37.890	1:47.745	9	46.048	1:47.215	16	53.915	1:46.356
44	9.738	1:57.264	9	20.947	1:48.380	9	28.688	1:46.698	16	38.937	1:46.706	16	46.340	1:46.460	9	55.943	1:48.676
77	10.089	1:57.615	16	22.660	1:49.169	16	30.774	1:47.071	30	39.463	1:52.195	30	48.061	1:47.655	30	56.246	1:46.966
9	11.671	1:59.197	2	23.650	1:50.606	2	31.936	1:47.243	2	39.972	1:46.579	62	48.497	1:47.183	62	56.952	1:47.236
2	12.148	1:59.674	62	24.299	1:50.706	62	32.152	1:46.810	62	40.371	1:46.762	2	49.028	1:48.113	2	57.353	1:47.106
16	12.595	2:00.121	8	25.439	1:50.738	8	32.635	1:46.153	8	41.717	1:47.625	8	49.291	1:46.631	69	57.929	1:45.250
62	12.697	2:00.223	40	26.086	1:50.613	69	37.311	1:49.475	69	45.024	1:46.256	69	51.460	1:45.493	8	58.127	1:47.617
8	13.805	2:01.331	69	26.793	1:57.564	40	39.067	1:51.938	40	51.868	1:51.344	40	1:02.661	1:49.850	40	1:14.617	1:50.737
40	14.577	2:02.103	19	34.329	1:54.346	19	46.251	1:50.879	19	58.013	1:50.305	90	1:17.689	1:53.411	90	1:32.859	1:53.951
90	18.051	2:05.577	90	35.337	1:56.390	90	49.259	1:52.879	90	1:03.335	1:52.619	141	1:19.006	1:53.735	141	1:33.727	1:53.502
19	19.087	2:06.613	141	36.020	1:54.746	141	50.212	1:53.149	141	1:04.328	1:52.659	19	1:19.294	2:00.338			
141	20.378	2:07.904	44	1:12.400	2:41.766												

Session Start: 13:21:08 - Finish: 13:41:10
Weather/Track Conditions: Sunny / Dry
Circuit: Brands Hatch Grand Prix Circuit
Track Length: 3.916 Km - 2.4330 miles
Printed: 30-06-2018 - 13:46

MST
Results: www.mstworld.com. Live Timing: https://livetiming.getraceresults.com/mst. Email: timing@mstworld.com

Legends of Brands Hatch Superprix - 30 Jun - 1 Jul 2018

HSCC Historic Formula 3 including The Nations Cup

Race 1 - Lap Chart

Lap 7			Lap 8			Lap 9			Lap 10			Lap 11			Lap 12		
NO	Behind	Laptime	NO	Behind	Laptime	NO	Behind	Laptime	NO	Behind	Laptime	NO	Behind	Laptime	NO	Behind	Laptime
1		1:38.497	1		1:38.773	1		1:39.427	1		1:41.416	1		1:41.253	1		1:41.864
25	0.687	1:38.974	25	0.910	1:38.996	25	8.145	1:46.662	40	1 LAP	1:49.082	40	1 LAP	1:48.932	40	1 LAP	1:49.062
46	19.248	1:42.404	90	1 LAP	1:53.452	90	1 LAP	1:52.073	25	12.689	1:45.960	25	19.692	1:48.256	46	20.605	1:40.958
63	20.360	1:41.417	141	1 LAP	1:53.415	46	22.204	1:40.289	46	22.052	1:41.264	46	21.511	1:40.712	88	22.261	1:40.874
88	20.763	1:41.327	46	21.342	1:40.867	63	23.613	1:41.026	63	23.833	1:41.636	88	23.251	1:40.376	25	30.632	1:52.804
77	36.057	1:42.416	63	22.014	1:40.427	141	1 LAP	1:53.355	88	24.128	1:41.417	63	23.855	1:41.275	77	45.948	1:43.905
41	36.990	1:42.787	88	22.960	1:40.970	88	24.127	1:40.594	90	1 LAP	1:51.599	90	1 LAP	1:50.817	20	50.014	1:44.056
20	38.242	1:42.765	77	39.383	1:42.099	77	42.467	1:42.511	141	1 LAP	1:51.610	141	1 LAP	1:51.003	90	1 LAP	1:51.461
89	51.945	1:46.559	41	40.889	1:42.672	20	44.924	1:42.654	77	43.311	1:42.260	77	43.907	1:41.849	41	51.359	1:43.891
16	1:00.240	1:44.822	20	41.697	1:42.228	41	45.791	1:44.329	20	46.470	1:42.962	20	47.822	1:42.605	141	1 LAP	1:53.403
9	1:05.152	1:47.706	89	59.191	1:46.019	89	1:04.854	1:45.090	41	47.850	1:43.475	41	49.332	1:42.735	89	1:20.773	1:47.497
62	1:05.397	1:46.942	16	1:06.441	1:44.974	16	1:12.240	1:45.226	89	1:10.116	1:46.678	89	1:15.140	1:46.277	16	1:23.247	1:45.313
30	1:05.483	1:47.734	69	1:14.194	1:47.169	69	1:21.095	1:46.328	16	1:15.828	1:45.004	16	1:19.798	1:45.223	69	1:29.345	1:44.782
69	1:05.798	1:46.366	62	1:14.439	1:47.815	62	1:21.562	1:46.550	69	1:23.920	1:44.241	69	1:26.427	1:43.760	62	1:31.978	1:45.522
2	1:06.703	1:47.847	9	1:15.200	1:48.821	2	1:21.722	1:45.654	62	1:24.886	1:44.740	62	1:28.320	1:44.687	2	1:32.280	1:45.359
8	1:07.591	1:47.961	2	1:15.495	1:47.565	30	1:21.947	1:45.748	2	1:25.676	1:45.370	2	1:28.785	1:44.362	30	1:34.071	1:45.730
40	1:25.693	1:49.573	30	1:15.626	1:48.916	9	1:22.776	1:47.003	30	1:25.967	1:45.436	30	1:30.205	1:45.491	9	1:36.372	1:45.922
			8	1:16.897	1:48.079	8	1:31.710	1:54.240	9	1:27.977	1:46.617	9	1:32.314	1:45.590			
			40	1:35.401	1:48.481												

Session Start: 13:21:08 - Finish: 13:41:10
Weather/Track Conditions: Sunny / Dry
Circuit: Brands Hatch Grand Prix Circuit
Track Length: 3.916 Km - 2.4330 miles
Printed: 30-06-2018 - 13:46

MST
Results: www.mstworld.com. Live Timing: https://livetiming.getraceresults.com/mst. Email: timing@mstworld.com

Legends of Brands Hatch Superprix - 30 Jun - 1 Jul 2018

HSCC Historic Formula 3 including The Nations Cup

Race 9 - Starting Grid

Sheet No:

Start Time : 11:20 - Heat Duration : 20 Minutes

ROW					
12	23	93	Roland Fischer		
11	21	44	Peter Hamilton	22	24 Jon Waggitt
10	19	90	Angelo Delea	20	141 Werner Pircher
9	17	40	Philippe Bonny	18	19 Peter Froude
8	15	9	Andrew Tart	16	8 Martyn Halliday
7	13	89	Maurice Slotine	14	30 Clas Muller
6	11	62	Geoffrey O'nion	12	16 Mark Linstone
5	9	69	Gregan Thruston	10	2 Barry Sewell
4	7	20	Thierry Gallo	8	41 Enrico Spaggiari
3	5	63	Christoph Widmer	6	77 Francois Derossi
2	3	46	Steve Smith	4	88 Michael Scott
1	1	1	Jon Milicevic	2	25 Andrew Hibberd

Pole Right

Circuit: Brands Hatch Grand Prix Circuit
Track Length: 3.916 Km - 2.4330 miles

These results are provisional until the conclusion of any judicial and technical matters.

Clerk of the Course:	Timekeeper:	Issued at:
	Nick Palmer	

Legends of Brands Hatch Superprix - 30 Jun - 1 Jul 2018

HSCC Historic Formula 3 including The Nations Cup

Race 9 - Classification

Sheet No:

POS	NO	DRIVER/S	CAR MAKE / MODEL	TIME	LAPS	GAP	DIFF	MPH	BEST	ON
1	25	Andrew Hibberd	Brabham BT18	20:12.031	12	-- 12 laps		86.71	1:39.053	5
2	88	Michael Scott	Brabham BT28	20:30.594	12	18.563	18.563	85.41	1:40.939	8
3	63	Christoph Widmer	Brabham BT18A	20:37.401	12	25.370	6.807	84.94	1:41.115	8
4	20	Thierry Gallo	Tecno F3	20:40.432	12	28.401	3.031	84.73	1:41.433	9
5	41	Enrico Spaggiari	Lotus 41X	20:43.714	12	31.683	3.282	84.51	1:41.078	9
6	77	Francois Derossi	Chevron B17	20:49.580	12	37.549	5.866	84.11	1:40.879	10
7	69	Gregan Thruston	Brabham BT21B	20:50.048	12	38.017	0.468	84.08	1:42.190	5
8	24	Jon Waggitt	Chevron B15	21:21.711	12	1:09.680	31.663	82.00	1:44.678	12
9	30	Clas Muller	Brabham BT28	21:22.229	12	1:10.198	0.518	81.97	1:44.012	12
10	16	Mark Linstone	Brabham BT21	21:23.605	12	1:11.574	1.376	81.88	1:44.969	9
11	44	Peter Hamilton	Tecno	21:23.944	12	1:11.913	0.339	81.86	1:43.204	10
12	2	Barry Sewell	Lotus 41	21:24.981	12	1:12.950	1.037	81.79	1:44.301	10
13	89	Maurice Slotine	Merlyn Mk14A	21:39.988	12	1:27.957	15.007	80.85	1:45.472	7
14	8	Martyn Halliday	Chevron B15C	20:15.713	11	-- 11 laps	22.382	79.25	1:46.279	5
15	40	Philippe Bonny	Tecno F3	20:27.726	11	12.013	12.013	78.47	1:48.867	8
16	90	Angelo Delea	Brabham BT16	20:53.909	11	38.196	26.183	76.83	1:50.484	3
17	141	Werner Pircher	Lotus 41	21:14.650	11	58.937	20.741	75.58	1:53.128	10
		---------- NOT CLASSIFIED ----------								
DNF	46	Steve Smith	Chevron B15	17:06.307	10	-- 10 laps		85.34	1:40.851	8
DNF	62	Geoffrey O'nion	Tecno F3	17:50.350	10	44.043	44.043	81.83	1:44.086	9
DNF	1	Jon Milicevic	Brabham BT21B	8:25.796	5	-- 5 laps --		86.58	1:39.145	5
DNF	9	Andrew Tart	Merlyn Mk9	1:59.393	1	-- 1 laps --	12.821	73.36	1:59.393	1

---------- FASTEST LAP SUMMARY ----------

NO	DRIVER/S	CLASS	CAR MAKE / MODEL	FASTEST LAP	ON	MPH
25	Andrew Hibberd	B	Brabham BT18	1:39.053	5	88.43

Session Start: 11:16:30 - Finish: 11:36:41
Weather/Track Conditions: Sunny / Dry
Circuit: Brands Hatch Grand Prix Circuit
Track Length: 3.916 Km - 2.4330 miles

These results are provisional until the conclusion of any judicial and technical matters.

Clerk of the Course:	Timekeeper:	Issued at:
	Nick Palmer	

MST

Printed: 01-07-2018 - 11:38

Legends of Brands Hatch Superprix - 30 Jun - 1 Jul 2018

HSCC Historic Formula 3 including The Nations Cup

Race 9 - Sector Analysis

1	Jon Milicevic (B)								Brabham BT21B							
lap	Sect-1	Speed	Sect-2	Speed	Sect-3	Speed	Laptime	Pit	lap	Sect-1	Speed	Sect-2	Speed	Sect-3	Speed	Laptime	Pit
1		93.8	45.245	84.4	23.914	116.1	1:46.572		4	31.487	98.0	44.910	90.9	23.930	112.2	1:40.327	
2	32.174	98.2	44.140	86.5	24.022	112.8	1:40.336		5	31.272	96.7	43.969	94.0	23.904	112.4	1:39.145	
3	31.311	97.6	44.125	89.9	23.980	112.0	1:39.416		6								

2	Barry Sewell (B)								Lotus 41							
lap	Sect-1	Speed	Sect-2	Speed	Sect-3	Speed	Laptime	Pit	lap	Sect-1	Speed	Sect-2	Speed	Sect-3	Speed	Laptime	Pit
1		83.5	49.147	76.4	25.833	108.1	1:58.021		7	32.729	89.7	47.657	73.8	25.346	110.7	1:45.732	
2	33.496	88.6	48.041	76.3	25.744	110.4	1:47.281		8	32.926	92.1	46.788	79.3	25.315	109.3	1:45.029	
3	33.599	85.6	48.795	75.9	26.137	107.2	1:48.531		9	32.603	91.7	47.010	77.6	25.228	109.3	1:44.841	
4	33.253	91.6	47.850	78.0	25.452	107.4	1:46.555		10	32.513	92.7	46.630	80.9	25.158	111.3	1:44.301	
5	33.065	91.2	47.956	78.6	25.541	109.1	1:46.562		11	33.948	91.4	48.126	79.6	24.962	111.1	1:47.036	
6	32.712	91.0	48.097	74.6	25.581	110.2	1:46.390		12	32.393	90.0	47.170	78.1	25.139	106.5	1:44.702	

8	Martyn Halliday (B)								Chevron B15C							
lap	Sect-1	Speed	Sect-2	Speed	Sect-3	Speed	Laptime	Pit	lap	Sect-1	Speed	Sect-2	Speed	Sect-3	Speed	Laptime	Pit
1		80.3	50.207	81.1	25.595	113.3	2:01.075		7	34.209	87.2	48.630	70.8	25.755	110.6	1:48.594	
2	40.152	61.7	51.566	68.9	25.999	109.8	1:57.717		8	33.160	90.3	48.620	73.0	26.142	109.7	1:47.922	
3	34.493	84.1	48.773	70.5	25.745	107.4	1:49.011		9	33.613	88.8	48.825	71.7	26.222	108.8	1:48.660	
4	34.273	89.2	48.312	72.0	26.257	109.7	1:48.842		10	33.967	86.3	48.599	72.4	26.212	109.7	1:48.778	
5	33.529	90.3	47.056	74.1	25.694	110.2	1:46.279		11	34.154	79.0	50.998	73.4	26.276	99.7	1:51.428	
6	33.207	92.5	48.396	72.7	25.804	110.9	1:47.407		12								

9	Andrew Tart (B)								Merlyn Mk9							
lap	Sect-1	Speed	Sect-2	Speed	Sect-3	Speed	Laptime	Pit	lap	Sect-1	Speed	Sect-2	Speed	Sect-3	Speed	Laptime	Pit
1		87.1	49.534	77.5	25.626	111.7	1:59.393		2							

16	Mark Linstone (B)								Brabham BT21							
lap	Sect-1	Speed	Sect-2	Speed	Sect-3	Speed	Laptime	Pit	lap	Sect-1	Speed	Sect-2	Speed	Sect-3	Speed	Laptime	Pit
1		84.5	48.097	77.2	25.310	109.1	1:55.718		7	33.127	89.4	47.763	77.1	25.165	110.6	1:46.055	
2	33.696	88.1	48.923	69.7	26.048	109.1	1:48.667		8	32.958	90.9	47.745	80.1	25.153	110.7	1:45.856	
3	33.505	90.4	48.487	75.7	25.408	109.7	1:47.400		9	32.790	88.0	47.262	79.9	24.917	111.7	1:44.969	
4	32.993	90.6	47.147	78.9	25.106	110.4	1:45.246		10	32.961	91.1	47.840	79.8	25.058	111.3	1:45.859	
5	32.887	91.0	47.647	76.2	25.220	110.9	1:45.754		11	33.011	88.1	48.850	77.5	25.209	111.7	1:47.070	
6	32.536	92.9	47.808	73.5	25.088	110.7	1:45.432		12	32.904	89.8	47.412	82.9	25.263	106.9	1:45.579	

20	Thierry Gallo (B)								Tecno F3							
lap	Sect-1	Speed	Sect-2	Speed	Sect-3	Speed	Laptime	Pit	lap	Sect-1	Speed	Sect-2	Speed	Sect-3	Speed	Laptime	Pit
1		91.5	47.281	76.9	24.873	104.1	1:51.984		7	31.964	93.4	45.382	83.6	24.346	111.3	1:41.692	
2	32.402	92.4	46.718	77.9	24.669	109.1	1:43.789		8	31.434	94.7	45.601	82.7	24.523	109.7	1:41.558	
3	31.987	93.1	46.793	80.0	25.079	107.9	1:43.859		9	31.592	93.1	45.481	84.1	24.360	111.3	1:41.433	
4	31.901	92.7	46.347	80.0	25.616	108.4	1:43.864		10	31.985	94.2	45.219	85.9	24.477	111.8	1:41.681	
5	31.590	92.0	46.771	79.5	24.593	111.3	1:42.954		11	31.162	93.9	47.284	82.0	24.467	111.5	1:42.913	
6	32.165	93.8	46.125	86.3	24.254	113.3	1:42.544		12	31.531	93.8	45.867	82.5	24.763	109.5	1:42.161	

24	Jon Waggitt (B)								Chevron B15							
lap	Sect-1	Speed	Sect-2	Speed	Sect-3	Speed	Laptime	Pit	lap	Sect-1	Speed	Sect-2	Speed	Sect-3	Speed	Laptime	Pit
1		89.4	47.995	81.2	25.072	112.8	1:55.758		7	33.513	90.4	47.630	78.7	24.967	110.0	1:46.110	
2	34.900	90.5	48.221	75.5	25.767	112.6	1:48.888		8	33.277	93.5	46.407	80.1	25.236	111.7	1:44.920	
3	33.439	91.7	47.437	82.6	25.390	109.7	1:46.266		9	32.781	92.6	47.392	79.6	25.160	111.3	1:45.333	
4	33.209	92.0	47.168	83.7	25.013	110.0	1:45.390		10	33.609	86.3	48.082	78.6	25.163	114.7	1:46.854	
5	33.132	92.2	47.372	82.6	25.174	110.7	1:45.678		11	32.904	90.5	47.540	81.3	25.103	110.6	1:45.547	
6	33.031	92.0	48.282	74.8	24.976	113.9	1:46.289		12	32.985	88.9	46.774	83.9	24.919	110.4	1:44.678	

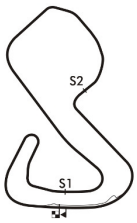

Session Start: 11:16:30 - Finish: 11:36:41
Weather/Track Conditions: Sunny / Dry
Circuit: Brands Hatch Grand Prix Circuit
Track Length: 3.916 Km - 2.4330 miles
Printed: 01-07-2018 - 11:41

MST

Legends of Brands Hatch Superprix - 30 Jun - 1 Jul 2018

HSCC Historic Formula 3 including The Nations Cup

Race 9 - Sector Analysis

25 Andrew Hibberd (B) — Brabham BT18

lap	Sect-1	Speed	Sect-2	Speed	Sect-3	Speed	Laptime	Pit	lap	Sect-1	Speed	Sect-2	Speed	Sect-3	Speed	Laptime	Pit
1		96.7	44.806	86.2	24.250	111.5	1:46.466		7	31.230	97.2	44.360	88.7	24.185	112.8	1:39.775	
2	31.913	97.0	44.775	84.4	23.839	115.3	1:40.527		8	31.365	96.3	44.159	88.6	24.003	112.8	1:39.527	
3	31.589	97.7	44.000	86.7	23.788	114.9	1:39.377		9	31.707	95.9	44.704	86.6	24.179	112.2	1:40.590	
4	31.692	98.4	44.880	84.7	24.048	113.9	1:40.620		10	30.959	97.7	44.985	80.9	24.673	112.2	1:40.617	
5	31.052	98.6	44.300	92.0	23.701	116.1	1:39.053		11	31.615	96.1	44.669	89.1	24.373	111.8	1:40.657	
6	31.236	98.7	44.626	89.2	23.991	112.4	1:39.853		12	31.816	87.0	48.365	82.7	24.788	111.7	1:44.969	

30 Clas Muller (B) — Brabham BT28

lap	Sect-1	Speed	Sect-2	Speed	Sect-3	Speed	Laptime	Pit	lap	Sect-1	Speed	Sect-2	Speed	Sect-3	Speed	Laptime	Pit
1		85.0	48.182	78.4	25.703	109.8	1:55.572		7	32.468	91.5	48.107	81.8	25.317	112.4	1:45.892	
2	33.301	88.0	49.158	74.7	26.850	108.8	1:49.309		8	32.653	88.0	47.152	80.8	25.213	112.4	1:45.018	
3	33.711	89.9	48.759	79.6	25.583	111.3	1:48.053		9	32.410	90.0	46.970	80.9	25.160	112.0	1:44.540	
4	33.119	85.2	48.243	79.7	25.415	110.2	1:46.777		10	32.499	89.3	46.687	77.9	24.910	114.5	1:44.096	
5	32.895	89.5	47.889	78.5	25.537	111.1	1:46.321		11	32.826	85.1	48.279	78.1	25.122	113.3	1:46.227	
6	32.797	92.1	48.106	77.2	25.509	110.7	1:46.412		12	32.376	90.3	46.810	81.6	24.826	113.9	1:44.012	

40 Philippe Bonny (B) — Tecno F3

lap	Sect-1	Speed	Sect-2	Speed	Sect-3	Speed	Laptime	Pit	lap	Sect-1	Speed	Sect-2	Speed	Sect-3	Speed	Laptime	Pit
1		81.9	52.008	76.6	27.273	100.8	2:06.735		7	33.725	91.4	48.944	78.6	26.867	104.4	1:49.536	
2	34.575	82.7	50.131	73.5	26.935	107.6	1:51.641		8	34.021	92.0	48.427	75.6	26.419	106.4	1:48.867	
3	34.259	89.8	49.903	69.0	26.527	107.4	1:50.689		9	34.337	92.2	48.969	69.9	26.398	106.7	1:49.704	
4	34.858	89.2	49.324	74.9	26.760	105.5	1:50.942		10	34.705	87.2	48.682	79.5	25.927	107.4	1:49.314	
5	34.571	90.7	48.963	78.4	27.057	105.0	1:50.591		11	33.698	90.3	50.264	77.2	26.173	106.2	1:50.135	
6	34.099	90.7	48.873	73.9	26.600	107.2	1:49.572		12								

41 Enrico Spaggiari (B) — Lotus 41X

lap	Sect-1	Speed	Sect-2	Speed	Sect-3	Speed	Laptime	Pit	lap	Sect-1	Speed	Sect-2	Speed	Sect-3	Speed	Laptime	Pit
1		93.6	46.785	79.4	24.947	109.5	1:52.369		7	31.939	93.9	45.604	84.0	24.610	112.0	1:42.153	
2	32.152	94.6	47.479	80.0	24.569	110.4	1:44.200		8	31.696	95.5	45.181	82.8	24.534	111.1	1:41.411	
3	31.966	94.8	46.352	78.6	25.122	109.7	1:43.440		9	31.555	94.8	45.048	85.6	24.475	112.6	1:41.078	
4	31.806	94.4	46.670	82.3	25.200	110.9	1:43.676		10	32.795	92.0	46.242	82.4	24.795	110.9	1:43.832	
5	32.496	94.3	46.349	78.8	24.788	110.6	1:43.633		11	31.757	94.8	46.229	82.2	24.986	109.7	1:42.972	
6	32.014	96.9	45.844	80.5	24.985	110.9	1:42.843		12	31.889	95.0	45.461	85.3	24.757	110.4	1:42.107	

44 Peter Hamilton (B) — Tecno

lap	Sect-1	Speed	Sect-2	Speed	Sect-3	Speed	Laptime	Pit	lap	Sect-1	Speed	Sect-2	Speed	Sect-3	Speed	Laptime	Pit
1		82.3	48.985	79.3	25.290	111.1	1:59.950		7	32.841	91.7	47.195	86.8	25.519	107.4	1:45.555	
2	38.105	75.2	48.297	83.4	25.716	106.2	1:52.118		8	32.813	92.5	46.686	85.5	25.044	108.2	1:44.543	
3	33.400	91.9	47.211	86.9	25.518	106.5	1:46.129		9	32.846	91.2	46.404	86.7	25.135	107.4	1:44.385	
4	32.971	92.4	47.409	85.8	25.346	106.5	1:45.726		10	32.581	92.5	45.765	88.4	24.858	110.0	1:43.204	
5	32.956	93.1	47.530	76.1	25.606	106.2	1:46.092		11	32.936	93.0	47.234	87.3	24.516	110.4	1:44.686	
6	33.520	91.9	47.546	82.2	25.703	107.0	1:46.769		12	32.219	90.6	47.435	85.6	25.133	110.2	1:44.787	

46 Steve Smith (B) — Chevron B15

lap	Sect-1	Speed	Sect-2	Speed	Sect-3	Speed	Laptime	Pit	lap	Sect-1	Speed	Sect-2	Speed	Sect-3	Speed	Laptime	Pit
1		90.3	45.919	78.4	24.233	113.5	1:49.219		6	32.307	96.5	45.625	78.3	24.159	114.5	1:42.091	
2	31.972	94.4	46.028	76.0	24.394	113.9	1:42.394		7	31.820	88.1	45.585	78.0	24.009	114.3	1:41.414	
3	32.354	93.1	45.601	76.0	24.223	114.3	1:42.178		8	31.838	92.9	45.128	80.9	23.885	116.1	1:40.851	
4	31.840	91.5	45.664	77.3	24.445	114.1	1:41.949		9	31.763	95.8	46.120	79.2	23.970	114.9	1:41.853	
5	31.740	93.6	45.883	77.8	24.194	114.9	1:41.817		10	32.030	86.1	46.313	80.5	24.198	113.2	1:42.541	

62 Geoffrey O'nion (B) — Tecno F3

lap	Sect-1	Speed	Sect-2	Speed	Sect-3	Speed	Laptime	Pit	lap	Sect-1	Speed	Sect-2	Speed	Sect-3	Speed	Laptime	Pit
1		86.5	48.873	74.6	26.084	108.2	1:58.539		6	33.030	92.4	47.785	80.2	25.726	107.2	1:46.541	
2	34.054	87.7	47.836	82.6	25.673	110.2	1:47.563		7	32.554	92.9	47.026	84.7	25.059	108.6	1:44.639	
3	33.710	89.4	48.239	77.6	25.948	107.2	1:47.897		8	32.851	92.2	46.153	86.8	25.095	108.6	1:44.099	
4	33.454	92.0	47.695	77.9	25.497	109.3	1:46.646		9	32.626	91.6	46.345	79.6	25.115	109.7	1:44.086	
5	33.250	91.6	46.922	76.1	25.445	109.7	1:45.617		10	32.725	91.0	46.911	79.6	25.087	107.7	1:44.723	

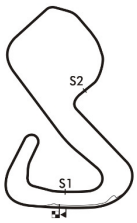

Session Start: 11:16:30 - Finish: 11:36:41
Weather/Track Conditions: Sunny / Dry
Circuit: Brands Hatch Grand Prix Circuit
Track Length: 3.916 Km - 2.4330 miles
Printed: 01-07-2018 - 11:41

Legends of Brands Hatch Superprix - 30 Jun - 1 Jul 2018

HSCC Historic Formula 3 including The Nations Cup

Race 9 - Sector Analysis

63	Christoph Widmer (B)								Brabham BT18A							
lap	Sect-1	Speed	Sect-2	Speed	Sect-3	Speed	Laptime	Pit	lap	Sect-1	Speed	Sect-2	Speed	Sect-3	Speed	Laptime	Pit
1		93.3	47.529	81.5	24.654	112.6	1:52.445		7	31.934	94.7	44.884	90.4	24.390	110.2	1:41.208	
2	32.580	93.9	47.213	80.3	25.764	109.8	1:45.557		8	31.800	93.5	44.911	86.9	24.404	111.5	1:41.115	
3	32.385	95.1	45.982	87.7	24.959	108.8	1:43.326		9	31.714	95.8	45.133	90.6	24.443	112.6	1:41.290	
4	32.012	94.7	45.700	81.2	24.969	112.0	1:42.681		10	31.913	95.0	45.019	86.0	24.469	110.0	1:41.401	
5	32.385	92.1	45.775	83.2	24.663	112.4	1:42.823		11	31.540	94.6	45.695	87.8	24.539	109.1	1:41.774	
6	32.059	96.2	45.229	88.9	24.502	109.8	1:41.790		12	31.739	93.4	45.381	89.1	24.871	108.2	1:41.991	

69	Gregan Thruston (B)								Brabham BT21B							
lap	Sect-1	Speed	Sect-2	Speed	Sect-3	Speed	Laptime	Pit	lap	Sect-1	Speed	Sect-2	Speed	Sect-3	Speed	Laptime	Pit
1		90.0	47.516	83.8	25.531	109.1	1:54.163		7	32.078	93.5	45.563	90.5	24.794	109.5	1:42.435	
2	32.346	91.5	47.036	85.4	24.747	110.4	1:44.129		8	31.943	92.9	46.044	87.1	24.809	109.5	1:42.796	
3	32.474	94.3	46.333	89.3	25.326	106.7	1:44.133		9	31.675	93.0	46.296	87.6	24.550	108.9	1:42.521	
4	32.188	94.2	46.483	88.3	25.166	107.0	1:43.837		10	31.665	94.6	47.047	81.3	24.932	108.1	1:43.644	
5	31.607	94.8	45.840	90.0	24.743	109.7	1:42.190		11	31.792	93.9	47.013	86.5	24.623	108.9	1:43.428	
6	31.904	94.8	46.491	91.6	24.588	109.7	1:42.983		12	31.937	93.6	46.556	88.4	25.296	109.5	1:43.789	

77	Francois Derossi (B)								Chevron B17							
lap	Sect-1	Speed	Sect-2	Speed	Sect-3	Speed	Laptime	Pit	lap	Sect-1	Speed	Sect-2	Speed	Sect-3	Speed	Laptime	Pit
1		90.7	47.249	83.6	24.790	109.8	1:52.961		7	31.596	92.6	44.957	91.3	24.438	107.4	1:40.991	
2	32.449	92.5	46.886	89.1	25.448	105.7	1:44.783		8	31.835	92.1	45.438	88.1	24.531	107.9	1:41.804	
3	32.132	92.1	45.433	88.7	24.836	112.2	1:42.401		9	32.095	92.5	45.778	93.2	25.204	106.9	1:43.077	
4	31.987	94.2	45.721	93.2	25.666	105.0	1:43.374		10	31.837	93.3	44.779	91.2	24.263	110.2	1:40.879	
5	31.883	93.1	45.849	89.1	24.805	106.4	1:42.537		11	31.966	92.7	45.592	90.5	24.549	110.0	1:42.107	
6	31.709	93.1	45.168	89.4	24.588	107.9	1:41.465		12	31.688	92.9	44.653	92.6	36.860	101.1	1:53.201	

88	Michael Scott (B)								Brabham BT28							
lap	Sect-1	Speed	Sect-2	Speed	Sect-3	Speed	Laptime	Pit	lap	Sect-1	Speed	Sect-2	Speed	Sect-3	Speed	Laptime	Pit
1		94.3	45.842	78.9	24.252	112.4	1:48.037		7	31.714	94.0	45.699	83.3	24.117	113.0	1:41.530	
2	31.913	94.4	45.829	80.1	24.576	111.1	1:42.318		8	31.677	94.2	45.136	80.9	24.126	113.2	1:40.939	
3	31.987	94.6	45.881	76.2	24.781	111.3	1:42.649		9	31.691	95.4	46.024	82.7	24.270	113.7	1:41.985	
4	31.716	94.6	45.660	82.0	24.532	111.1	1:41.908		10	31.734	94.6	45.816	84.9	24.413	112.4	1:41.963	
5	31.610	95.5	46.275	81.8	24.443	112.2	1:42.328		11	31.465	95.4	45.496	85.9	24.479	112.8	1:41.440	
6	31.889	90.7	45.435	84.6	24.560	111.3	1:41.884		12	32.167	89.7	46.636	85.6	24.810	107.7	1:43.613	

89	Maurice Slotine (B)								Merlyn Mk14A							
lap	Sect-1	Speed	Sect-2	Speed	Sect-3	Speed	Laptime	Pit	lap	Sect-1	Speed	Sect-2	Speed	Sect-3	Speed	Laptime	Pit
1		80.8	49.515	82.2	25.666	110.0	1:59.810		7	33.047	86.7	47.467	83.7	24.958	108.6	1:45.472	
2	35.661	78.5	52.769	78.9	25.765	107.0	1:54.195		8	32.906	89.4	47.615	80.7	25.273	103.7	1:45.794	
3	33.240	87.8	48.251	77.0	25.773	105.7	1:47.264		9	33.737	89.9	47.169	79.9	25.144	106.9	1:46.050	
4	33.236	91.2	48.371	79.2	25.683	106.5	1:47.290		10	32.977	89.1	47.498	80.7	25.470	107.7	1:45.945	
5	33.268	86.3	47.633	78.7	25.591	107.7	1:46.492		11	33.186	90.9	50.678	79.6	25.283	107.7	1:49.147	
6	33.338	87.4	47.537	82.9	24.997	108.4	1:45.872		12	33.932	91.2	47.433	80.3	25.292	107.4	1:46.657	

90	Angelo Delea (B)								Brabham BT16							
lap	Sect-1	Speed	Sect-2	Speed	Sect-3	Speed	Laptime	Pit	lap	Sect-1	Speed	Sect-2	Speed	Sect-3	Speed	Laptime	Pit
1		79.5	52.455	82.0	26.255	100.5	2:04.828		7	34.587	86.0	51.354	80.1	26.208	103.6	1:52.149	
2	35.854	79.8	50.249	78.1	26.164	104.5	1:52.267		8	34.605	83.7	51.612	76.0	26.552	102.8	1:52.769	
3	33.693	88.1	50.652	79.2	26.139	103.9	1:50.484		9	34.315	82.8	52.367	70.5	27.464	104.4	1:54.146	
4	33.919	86.8	57.646	75.4	26.989	103.7	1:58.554		10	33.978	87.3	51.746	79.3	26.943	104.2	1:52.667	
5	34.568	80.6	51.528	76.8	25.931	104.4	1:52.027		11	33.903	86.8	51.304	80.7	26.341	103.6	1:51.548	
6	34.363	85.7	51.454	75.4	26.653	101.2	1:52.470		12								

141	Werner Pircher (B)								Lotus 41							
lap	Sect-1	Speed	Sect-2	Speed	Sect-3	Speed	Laptime	Pit	lap	Sect-1	Speed	Sect-2	Speed	Sect-3	Speed	Laptime	Pit
1		82.3	52.237	75.8	27.431	101.1	2:06.593		7	35.273	83.6	50.692	70.6	27.195	102.0	1:53.160	
2	36.198	78.7	52.557	69.5	27.530	101.4	1:56.285		8	35.329	82.6	51.615	70.2	27.482	102.0	1:54.426	
3	35.179	84.0	52.140	60.4	28.145	100.2	1:55.464		9	35.354	84.8	52.045	72.4	27.308	100.6	1:54.707	
4	35.185	83.0	52.270	70.8	27.937	99.5	1:55.392		10	34.698	84.6	50.918	69.4	27.512	101.9	1:53.128	
5	35.582	82.9	51.589	69.9	27.682	100.6	1:54.853		11	35.049	85.0	52.094	68.1	27.787	100.5	1:54.930	
6	35.578	84.1	52.238	66.5	27.896	100.0	1:55.712		12								

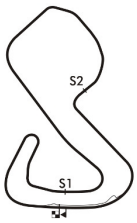

Session Start: 11:16:30 - Finish: 11:36:41
Weather/Track Conditions: Sunny / Dry
Circuit: Brands Hatch Grand Prix Circuit
Track Length: 3.916 Km - 2.4330 miles
Printed: 01-07-2018 - 11:41

Legends of Brands Hatch Superprix - 30 Jun - 1 Jul 2018

HSCC Historic Formula 3 including The Nations Cup

Race 9 - Best Sector Times

	SECTOR 1			SECTOR 2			SECTOR 3		
	NO	TIME	LAP	NO	TIME	LAP	NO	TIME	LAP
1	25	30.959	10	1	43.969	5	25	23.701	5
2	20	31.162	11	25	44.000	3	46	23.885	8
3	1	31.202	6	77	44.653	12	1	23.904	5
4	88	31.465	11	63	44.884	7	88	24.117	7
5	63	31.540	11	41	45.048	9	20	24.254	6
6	41	31.555	9	46	45.128	8	77	24.263	10
7	46	31.584	11	88	45.136	8	63	24.390	7
8	77	31.596	7	20	45.219	10	41	24.475	9
9	69	31.607	5	69	45.563	7	44	24.516	11
10	44	32.219	12	44	45.765	10	69	24.550	9
11	30	32.376	12	62	46.153	8	30	24.826	12
12	2	32.393	12	24	46.407	8	16	24.917	9
13	16	32.536	6	2	46.630	10	24	24.919	12
14	62	32.554	7	30	46.687	10	89	24.958	7
15	24	32.781	9	8	47.056	5	2	24.962	11
16	89	32.906	8	16	47.147	4	62	25.059	7
17	8	33.160	8	89	47.169	9	8	25.595	1
18	90	33.693	3	40	48.427	8	9	25.626	1
19	40	33.698	11	9	49.534	1	40	25.927	10
20	141	34.698	10	90	50.249	2	90	25.931	5
21	9	37.684	1	141	50.692	7	141	27.195	7

IDEAL / BEST LAP COMPARISON

NO	NAME	BEST	IN	IDEAL	DIFF
25	Andrew Hibberd	1:39.053	5	1:38.660	+0.393
77	Francois Derossi	1:40.879	10	1:40.512	+0.367
88	Michael Scott	1:40.939	8	1:40.718	+0.221
41	Enrico Spaggiari	1:41.078	9	1:41.078	+0.000
63	Christoph Widmer	1:41.115	8	1:40.814	+0.301
20	Thierry Gallo	1:41.433	9	1:40.635	+0.798
69	Gregan Thruston	1:42.190	5	1:41.720	+0.470
44	Peter Hamilton	1:43.204	10	1:42.500	+0.704
30	Clas Muller	1:44.012	12	1:43.889	+0.123
2	Barry Sewell	1:44.301	10	1:43.985	+0.316
24	Jon Waggitt	1:44.678	12	1:44.107	+0.571
16	Mark Linstone	1:44.969	9	1:44.600	+0.369
89	Maurice Slotine	1:45.472	7	1:45.033	+0.439
8	Martyn Halliday	1:46.279	5	1:45.811	+0.468
40	Philippe Bonny	1:48.867	8	1:48.052	+0.815
90	Angelo Delea	1:50.484	3	1:49.873	+0.611
141	Werner Pircher	1:53.128	10	1:52.585	+0.543
1	Jon Milicevic	1:39.145	5	1:39.075	+0.070
46	Steve Smith	1:40.851	8	1:40.597	+0.254
62	Geoffrey O'nion	1:44.086	9	1:43.766	+0.320
9	Andrew Tart	1:59.393	1	1:52.844	+6.549

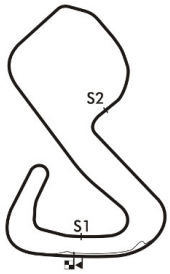

Session Start: 11:16:30 - Finish: 11:36:41
Weather/Track Conditions: Sunny / Dry
Circuit: Brands Hatch Grand Prix Circuit
Track Length: 3.916 Km - 2.4330 miles

Printed: 01-07-2018 - 11:41

Legends of Brands Hatch Superprix - 30 Jun - 1 Jul 2018

HSCC Historic Formula 3 including The Nations Cup

Race 9 - Best Sector Speeds

	NO	SECTOR 1	MPH	NO	SECTOR 2	MPH	NO	SECTOR 3	MPH
1	25	Andrew Hibberd	98.7	1	Jon Milicevic	94.0	1	Jon Milicevic	116.1
2	1	Jon Milicevic	98.2	77	Francois Derossi	93.2	25	Andrew Hibberd	116.1
3	41	Enrico Spaggiari	96.9	25	Andrew Hibberd	92.0	46	Steve Smith	116.1
4	46	Steve Smith	96.5	69	Gregan Thruston	91.6	24	Jon Waggitt	114.7
5	63	Christoph Widmer	96.2	63	Christoph Widmer	90.6	30	Clas Muller	114.5
6	88	Michael Scott	95.5	44	Peter Hamilton	88.4	88	Michael Scott	113.7
7	69	Gregan Thruston	94.8	62	Geoffrey O'nion	86.8	8	Martyn Halliday	113.3
8	20	Thierry Gallo	94.7	20	Thierry Gallo	86.3	20	Thierry Gallo	113.3
9	77	Francois Derossi	94.2	88	Michael Scott	85.9	41	Enrico Spaggiari	112.6
10	24	Jon Waggitt	93.5	41	Enrico Spaggiari	85.6	63	Christoph Widmer	112.6
11	44	Peter Hamilton	93.1	24	Jon Waggitt	83.9	77	Francois Derossi	112.2
12	16	Mark Linstone	92.9	89	Maurice Slotine	83.7	9	Andrew Tart	111.7
13	62	Geoffrey O'nion	92.9	16	Mark Linstone	82.9	16	Mark Linstone	111.7
14	2	Barry Sewell	92.7	90	Angelo Delea	82.0	2	Barry Sewell	111.3
15	8	Martyn Halliday	92.5	30	Clas Muller	81.8	44	Peter Hamilton	111.1
16	40	Philippe Bonny	92.2	8	Martyn Halliday	81.1	69	Gregan Thruston	110.4
17	30	Clas Muller	92.1	2	Barry Sewell	80.9	62	Geoffrey O'nion	110.2
18	89	Maurice Slotine	91.2	46	Steve Smith	80.9	89	Maurice Slotine	110.0
19	90	Angelo Delea	88.1	40	Philippe Bonny	79.5	40	Philippe Bonny	107.6
20	9	Andrew Tart	87.1	9	Andrew Tart	77.5	90	Angelo Delea	104.5
21	141	Werner Pircher	85.0	141	Werner Pircher	75.8	141	Werner Pircher	102.0

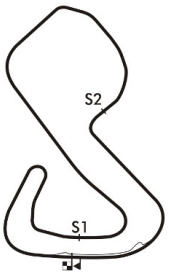

Session Start: 11:16:30 - Finish: 11:36:41
Weather/Track Conditions: Sunny / Dry
Circuit: Brands Hatch Grand Prix Circuit
Track Length: 3.916 Km - 2.4330 miles

Printed: 01-07-2018 - 11:42

Legends of Brands Hatch Superprix - 30 Jun - 1 Jul 2018

HSCC Historic Formula 3 including The Nations Cup

Race 9 - Lap Chart

Lap 1			Lap 2			Lap 3			Lap 4			Lap 5			Lap 6		
NO	Behind	Laptime	NO	Behind	Laptime	NO	Behind	Laptime	NO	Behind	Laptime	NO	Behind	Laptime	NO	Behind	Laptime
25		1:46.466	1		1:40.336	1		1:39.416	1		1:40.327	1		1:39.145	25		1:39.853
1	0.106	1:46.572	25	0.085	1:40.527	25	0.046	1:39.377	25	0.339	1:40.620	25	0.247	1:39.053	88	13.228	1:41.884
88	1.571	1:48.037	88	3.447	1:42.318	88	6.680	1:42.649	88	8.261	1:41.908	88	11.444	1:42.328	46	13.752	1:42.091
46	2.753	1:49.219	46	4.705	1:42.394	46	7.467	1:42.178	46	9.089	1:41.949	46	11.761	1:41.817	77	21.625	1:41.465
20	5.518	1:51.984	20	8.865	1:43.789	20	13.308	1:43.859	20	16.845	1:43.864	77	20.260	1:42.537	63	22.726	1:41.790
41	5.903	1:52.369	41	9.661	1:44.200	41	13.685	1:43.440	77	16.868	1:43.374	20	20.654	1:42.954	20	23.098	1:42.544
63	5.979	1:52.445	77	10.836	1:44.783	77	13.821	1:42.401	41	17.034	1:43.676	63	21.036	1:42.823	41	24.265	1:42.843
77	6.495	1:52.961	63	11.094	1:45.557	63	15.004	1:43.326	63	17.358	1:42.681	41	21.522	1:43.633	69	25.539	1:42.983
69	7.697	1:54.163	69	11.384	1:44.129	69	16.101	1:44.133	69	19.611	1:43.837	69	22.656	1:42.190	16	42.321	1:45.432
30	9.106	1:55.572	16	17.477	1:48.667	24	24.588	1:46.266	24	29.651	1:45.390	24	36.184	1:45.678	24	42.373	1:46.289
16	9.252	1:55.718	24	17.738	1:48.888	16	25.461	1:47.400	16	30.380	1:45.246	16	36.989	1:45.754	30	46.548	1:46.412
24	9.292	1:55.758	30	17.973	1:49.309	30	26.610	1:48.053	30	33.060	1:46.777	30	40.236	1:46.321	62	46.907	1:46.541
2	11.555	1:58.021	2	18.394	1:47.281	2	27.509	1:48.531	2	33.737	1:46.555	62	40.466	1:45.617	2	47.444	1:46.390
62	12.073	1:58.539	62	19.194	1:47.563	62	27.675	1:47.897	62	33.994	1:46.646	2	41.154	1:46.562	44	50.888	1:46.769
9	12.927	1:59.393	44	25.160	1:52.118	44	31.873	1:46.129	44	37.272	1:45.726	44	44.219	1:46.092	89	55.027	1:45.872
89	13.344	1:59.810	89	27.097	1:54.195	89	34.945	1:47.264	89	41.908	1:47.290	89	49.255	1:46.492	8	1:04.435	1:47.407
44	13.484	1:59.950	90	30.187	1:52.267	90	41.255	1:50.484	8	49.994	1:48.842	8	57.128	1:46.279	40	1:14.274	1:49.572
8	14.609	2:01.075	40	31.468	1:51.641	8	41.479	1:49.011	40	53.356	1:50.942	40	1:04.802	1:50.591	90	1:24.734	1:52.470
90	18.362	2:04.828	8	31.884	1:57.717	40	42.741	1:50.689	90	59.482	1:58.554	90	1:12.364	1:52.027	141	1:38.403	1:55.712
141	20.127	2:06.593	141	35.970	1:56.285	141	52.018	1:55.464	141	1:07.083	1:55.392	141	1:22.791	1:54.853			
40	20.269	2:06.735															

Session Start: 11:16:30 - Finish: 11:36:41
Weather/Track Conditions: Sunny / Dry
Circuit: Brands Hatch Grand Prix Circuit
Track Length: 3.916 Km - 2.4330 miles
Printed: 01-07-2018 - 11:43

MST
Results: www.mstworld.com. Live Timing: https://livetiming.getraceresults.com/mst. Email: timing@mstworld.com

Legends of Brands Hatch Superprix - 30 Jun - 1 Jul 2018

HSCC Historic Formula 3 including The Nations Cup

Race 9 - Lap Chart

Lap 7			Lap 8			Lap 9			Lap 10			Lap 11			Lap 12		
NO	Behind	Laptime	NO	Behind	Laptime	NO	Behind	Laptime	NO	Behind	Laptime	NO	Behind	Laptime	NO	Behind	Laptime
25		1:39.775	25		1:39.527	25		1:40.590	25		1:40.617	25		1:40.657	25		1:44.969
88	14.983	1:41.530	141	1 LAP	1:53.160	90	1 LAP	1:52.769	40	1 LAP	1:49.704	40	1 LAP	1:49.314	8	1 LAP	1:51.428
46	15.391	1:41.414	88	16.395	1:40.939	88	17.790	1:41.985	88	19.136	1:41.963	88	19.919	1:41.440	40	1 LAP	1:50.135
77	22.841	1:40.991	46	16.715	1:40.851	46	17.978	1:41.853	46	19.902	1:42.541	63	28.348	1:41.774	88	18.563	1:43.613
63	24.159	1:41.208	77	25.118	1:41.804	141	1 LAP	1:54.426	90	1 LAP	1:54.146	77	29.317	1:42.107	63	25.370	1:41.991
20	25.015	1:41.692	63	25.747	1:41.115	63	26.447	1:41.290	63	27.231	1:41.401	20	31.209	1:42.913	20	28.401	1:42.161
41	26.643	1:42.153	20	27.046	1:41.558	77	27.605	1:43.077	77	27.867	1:40.879	41	34.545	1:42.972	41	31.683	1:42.107
69	28.199	1:42.435	41	28.527	1:41.411	20	27.889	1:41.433	20	28.953	1:41.681	90	1 LAP	1:52.667	77	37.549	1:53.201
16	48.601	1:46.055	69	31.468	1:42.796	41	29.015	1:41.078	41	32.230	1:43.832	69	39.197	1:43.428	69	38.017	1:43.789
24	48.708	1:46.110	24	54.101	1:44.920	69	33.399	1:42.521	69	36.426	1:43.644	141	1 LAP	1:53.128	90	1 LAP	1:51.548
62	51.771	1:44.639	16	54.930	1:45.856	24	58.844	1:45.333	141	1 LAP	1:54.707	24	1:09.971	1:45.547	141	1 LAP	1:54.930
30	52.665	1:45.892	62	56.343	1:44.099	16	59.309	1:44.969	62	1:03.945	1:44.723	16	1:10.964	1:47.070	24	1:09.680	1:44.678
2	53.401	1:45.732	30	58.156	1:45.018	62	59.839	1:44.086	16	1:04.551	1:45.859	30	1:11.155	1:46.227	30	1:10.198	1:44.012
44	56.668	1:45.555	2	58.903	1:45.029	30	1:02.106	1:44.540	24	1:05.081	1:46.854	44	1:12.095	1:44.686	16	1:11.574	1:45.579
89	1:00.724	1:45.472	44	1:01.684	1:44.543	2	1:03.154	1:44.841	30	1:05.585	1:44.096	2	1:13.217	1:47.036	44	1:11.913	1:44.787
8	1:13.254	1:48.594	89	1:06.991	1:45.794	44	1:05.479	1:44.385	2	1:06.838	1:44.301	89	1:26.269	1:49.147	2	1:12.950	1:44.702
40	1:24.035	1:49.536	8	1:21.649	1:47.922	89	1:12.451	1:46.050	44	1:08.066	1:43.204				89	1:27.957	1:46.657
90	1:37.108	1:52.149	40	1:33.375	1:48.867	8	1:29.719	1:48.660	89	1:17.779	1:45.945						
									8	1:37.880	1:48.778						

Session Start: 11:16:30 - Finish: 11:36:41
Weather/Track Conditions: Sunny / Dry
Circuit: Brands Hatch Grand Prix Circuit
Track Length: 3.916 Km - 2.4330 miles
Printed: 01-07-2018 - 11:43

MST
Results: www.mstworld.com. Live Timing: https://livetiming.getraceresults.com/mst. Email: timing@mstworld.com

Legends of Brands Hatch Superprix - 30 Jun - 1 Jul 2018

HSCC Historic Formula Ford supported by Carless Race Fuels with Vital Equipment

Qualifying for Race 2 - Classification

Sheet No:

POS	NO	DRIVER/S	CLASS	CLASS POS	CAR MAKE / MODEL	TIME	ON	LAPS	GAP	DIFF	MPH
1	24	Ben Mitchell		1	Merlyn Mk20	1:38.542	9	9			88.88
2	7	Cameron Jackson		2	Lola T200	1:38.706	4	9	0.164	0.164	88.74
3	64	Benjamin Tusting		3	Merlyn Mk20A	1:38.963	3	9	0.421	0.257	88.51
4	40	Sam Mitchell		4	Merlyn Mk20	1:38.993	7	9	0.451	0.030	88.48
5	43	Callum Grant		5	Merlyn Mk20A	1:39.291	4	9	0.749	0.298	88.21
6	1	Richard Tarling		6	Jamun T2	1:39.587	3	9	1.045	0.296	87.95
7	17	Brian Morris	OF	1	Lola T202	1:39.922	7	9	1.380	0.335	87.66
8	73	Ed Thurston		7	Elden Mk8	1:40.342	7	9	1.800	0.420	87.29
9	36	Rob Smith	OF	2	Merlyn Mk20	1:40.482	6	9	1.940	0.140	87.17
10	37	Will Nuthall		8	Jamun T2	1:40.502	5	9	1.960	0.020	87.15
11	4	Maxim Bartell		9	Merlyn Mk20A	1:40.640	3	9	2.098	0.138	87.03
12	15	Matthew Wrigley		10	Lotus 59/69	1:40.785	3	7	2.243	0.145	86.91
13	88	Chris Stuart	OF	3	Crossle 16F	1:41.058	6	9	2.516	0.273	86.67
14	70	Daniel Stanzl		11	Elden Mk8	1:41.253	9	9	2.711	0.195	86.50
15	89	Ted Pearson	OF	4	Merlyn Mk11/17	1:41.379	8	9	2.837	0.126	86.40
16	69	Tiff Needell	OF	5	Lotus 69F	1:41.466	6	9	2.924	0.087	86.32
17	22	Tim Brise	OF	6	Merlyn Mk20	1:41.659	9	9	3.117	0.193	86.16
18	21	Ross Drybrough		12	Merlyn Mk20AS	1:41.791	6	9	3.249	0.132	86.05
19	13	Stuart Kestenbaum	OF	7	Crossle 16F	1:42.072	8	9	3.530	0.281	85.81
20	66	Andrew Wiggins	OF	8	Titan Mk6	1:42.124	9	9	3.582	0.052	85.77
21	20	Kevin Stanzl	OF	9	Crossle 20F	1:42.356	9	9	3.814	0.232	85.57
22	49	Harvey Sykes		13	Crossle 20F	1:42.669	4	9	4.127	0.313	85.31
23	166	Greg Thornton	OF	10	Titan Mk3/4	1:43.414	8	8	4.872	0.745	84.70
24	96	Antony Ross	OF	11	Lola T200	1:43.623	8	8	5.081	0.209	84.53
25	35	Michael Rasper		14	Merlyn Mk11A	1:43.808	8	8	5.266	0.185	84.37
26	33	Pierre Lombardi		15	Brabham BT18	1:44.004	8	8	5.462	0.196	84.22
27	67	Stephen Greenwood	OF	12	Beattie	1:44.429	7	8	5.887	0.425	83.87
28	41	Paul Unsworth	OF	13	Palliser WDF3	1:45.004	7	8	6.462	0.575	83.41
29	27	Dick Dixon	OF	14	Lotus 61	1:45.095	6	9	6.553	0.091	83.34
30	87	Ian Jeary		16	Elden Mk8	1:45.284	6	8	6.742	0.189	83.19
31	63	Matthew Sturmer	OF	15	Macon MR8	1:45.363	8	8	6.821	0.079	83.13
32	82	Lee Penson		17	Lotus 51A	1:46.086	8	8	7.544	0.723	82.56
33	93	Rudolf Ernst	OF	16	Titan Mk6	1:46.701	6	8	8.159	0.615	82.09
34	47	Louis Hanjoul	OF	17	Elden Mk8/10	1:46.966	7	8	8.424	0.265	81.88
35	14	Phil Nelson	OF	18	Hawke DL2B	1:47.997	8	8	9.455	1.031	81.10
36	77	Chris Sharples	OF	19	Palliser WDF1	1:48.213	3	6	9.671	0.216	80.94
37	85	Freddie Lillingston-Price		18	Merlyn Mk11	1:48.327	8	8	9.785	0.114	80.85
38	18	Bill Cowing	OF	20	Ginetta G18B	1:50.066	7	8	11.524	1.739	79.58
39	39	Michael Richings	OF	21	Alexis Mk15	1:50.499	6	8	11.957	0.433	79.27
40	8	Jean-Michel Clerc		19	Merlyn Mk20A	1:50.554	6	7	12.012	0.055	79.23
41	199	John Evans	OF	22	Lotus 51	1:50.990	8	8	12.448	0.436	78.91
42	31	John Emery	OF	23	Lola T200	1:52.649	7	8	14.107	1.659	77.75
43	99	Nick Arden	OF	24	Merlyn Mk11A	2:00.317	2	7	21.775	7.668	72.80

Car 8 requires a working transponder - Regulation Q12.2.1 refers.

Session Start: 11:50:16 - Finish: 12:05:18
Weather/Track Conditions: Sunny / Dry
Circuit: Brands Hatch Grand Prix Circuit
Track Length: 3.916 Km - 2.4330 miles

These results are provisional until the conclusion of any judicial and technical matters.

Clerk of the Course:	Timekeeper:	Issued at:
	Nick Palmer	

MST

Printed: 30-06-2018 - 12:07

Legends of Brands Hatch Superprix - 30 Jun - 1 Jul 2018

HSCC Historic Formula Ford supported by Carless Race Fuels with Vital Equipment

Qualifying for Race 2 - Sector Analysis

1	Richard Tarling ( )								Jamun T2							
lap	Sect-1	Speed	Sect-2	Speed	Sect-3	Speed	Laptime	Pit	lap	Sect-1	Speed	Sect-2	Speed	Sect-3	Speed	Laptime	Pit
1	Out	89.1	45.939	89.4	24.641	107.6	1:45.406		6	31.837	85.7	47.861	77.6	25.256	109.3	1:44.954	
2	31.462	91.1	47.528	72.6	24.994	108.6	1:43.984		7	31.198	92.4	44.964	88.7	23.851	113.9	1:40.013	
3	31.103	92.6	44.512	94.1	23.972	111.3	1:39.587		8	33.018	68.9	50.763	74.7	24.181	112.0	1:47.962	
4	31.245	93.8	47.856	89.8	24.236	110.0	1:43.337		9	31.258	93.1	44.741	94.7	24.164	109.3	1:40.163	
5	31.082	93.4	44.397	92.6	24.806	113.3	1:40.285		10								

4	Maxim Bartell ( )								Merlyn Mk20A							
lap	Sect-1	Speed	Sect-2	Speed	Sect-3	Speed	Laptime	Pit	lap	Sect-1	Speed	Sect-2	Speed	Sect-3	Speed	Laptime	Pit
1	Out	90.7	45.233	87.6	24.384	113.3	1:44.083		6	31.217	93.5	45.550	86.3	23.974	112.0	1:40.741	
2	31.964	92.1	45.028	83.0	24.534	110.2	1:41.526		7	31.380	93.8	46.186	87.9	24.738	112.2	1:42.304	
3	31.653	92.7	44.848	87.5	24.139	111.7	1:40.640		8	31.557	94.3	44.988	87.9	24.545	110.6	1:41.090	
4	31.871	94.0	45.675	88.0	24.215	110.0	1:41.761		9	31.248	93.8	46.462	89.4	24.153	111.1	1:41.863	
5	31.278	93.0	46.053	75.8	25.066	110.9	1:42.397		10								

7	Cameron Jackson ( )								Lola T200							
lap	Sect-1	Speed	Sect-2	Speed	Sect-3	Speed	Laptime	Pit	lap	Sect-1	Speed	Sect-2	Speed	Sect-3	Speed	Laptime	Pit
1	Out	91.7	45.325	92.1	24.368	106.9	1:43.659		6	31.233	93.8	44.778	92.0	24.164	111.8	1:40.175	
2	30.986	92.5	44.790	91.8	24.173	112.6	1:39.949		7	33.000	91.4	44.113	92.0	24.250	110.7	1:41.363	
3	31.017	94.2	44.660	87.7	24.080	111.5	1:39.757		8	30.844	95.9	45.520	83.6	24.504	111.1	1:40.868	
4	30.737	96.3	44.009	92.2	23.960	111.7	1:38.706		9	30.753	95.2	44.207	91.3	23.950	109.3	1:38.910	
5	32.754	74.1	46.697	84.0	24.335	111.5	1:43.786		10								

8	Jean-Michel Clerc ( )								Merlyn Mk20A							
lap	Sect-1	Speed	Sect-2	Speed	Sect-3	Speed	Laptime	Pit	lap	Sect-1	Speed	Sect-2	Speed	Sect-3	Speed	Laptime	Pit
1							1:57.106		5							1:51.824	
2							1:51.294		6							1:50.554	
3							1:53.171		7							1:51.029	
4							1:51.141		8								

13	Stuart Kestenbaum (OF)								Crossle 16F							
lap	Sect-1	Speed	Sect-2	Speed	Sect-3	Speed	Laptime	Pit	lap	Sect-1	Speed	Sect-2	Speed	Sect-3	Speed	Laptime	Pit
1	Out	91.5	46.873	82.1	25.390	108.2	1:47.172		6	31.755	92.6	46.457	85.7	24.900	109.5	1:43.112	
2	32.277	86.7	45.959	85.4	26.648	108.2	1:44.884		7	33.300	91.2	45.469	86.7	25.000	110.2	1:43.769	
3	32.291	92.9	45.604	83.8	24.935	108.9	1:42.830		8	31.798	94.2	45.466	82.1	24.808	110.6	1:42.072	
4	31.636	95.0	47.088	82.1	25.585	111.1	1:44.309		9	31.436	94.6	46.336	87.1	24.689	109.1	1:42.461	
5	31.850	94.0	46.004	85.8	24.968	109.8	1:42.822		10								

14	Phil Nelson (OF)								Hawke DL2B							
lap	Sect-1	Speed	Sect-2	Speed	Sect-3	Speed	Laptime	Pit	lap	Sect-1	Speed	Sect-2	Speed	Sect-3	Speed	Laptime	Pit
1	Out	83.3	54.412	71.0	28.465	105.4	2:03.065		5	33.895	85.7	49.563	84.5	26.971	106.2	1:50.429	
2	38.098	81.5	52.237	72.6	30.174	94.8	2:00.509		6	33.656	89.7	53.601	66.5	26.507	106.4	1:53.764	
3	35.629	88.9	50.874	82.9	26.332	104.5	1:52.835		7	33.983	90.3	49.627	86.3	25.512	107.0	1:49.122	
4	34.934	89.1	51.043	84.0	27.191	103.7	1:53.168		8	33.198	86.1	49.129	86.3	25.670	105.9	1:47.997	

15	Matthew Wrigley ( )								Lotus 59/69							
lap	Sect-1	Speed	Sect-2	Speed	Sect-3	Speed	Laptime	Pit	lap	Sect-1	Speed	Sect-2	Speed	Sect-3	Speed	Laptime	Pit
1	Out	89.5	46.887	84.0	24.893	110.0	1:46.895		5	Out	92.4	46.117	90.0	24.612	108.6	1:48.446	P
2	32.139	91.4	46.034	86.9	25.500	110.7	1:43.673		6	31.503	92.4	45.075	91.2	24.897	108.6	1:41.475	
3	31.552	93.9	44.861	90.6	24.372	109.3	1:40.785		7	31.436	93.4	44.921	91.0	24.433	108.1	1:40.790	
4	31.457	93.0	45.838	89.4	In		5:42.702	P	8								

17	Brian Morris (OF)								Lola T202							
lap	Sect-1	Speed	Sect-2	Speed	Sect-3	Speed	Laptime	Pit	lap	Sect-1	Speed	Sect-2	Speed	Sect-3	Speed	Laptime	Pit
1	Out	89.9	46.580	83.2	25.174	108.4	1:46.574		6	31.569	92.0	45.130	82.4	24.397	110.7	1:41.096	
2	31.707	92.6	45.328	83.8	24.477	111.1	1:41.512		7	31.363	92.0	44.599	88.1	23.960	112.4	1:39.922	
3	31.356	92.4	45.111	86.8	24.361	110.0	1:40.828		8	32.025	87.3	46.002	83.1	25.078	106.7	1:43.105	
4	31.350	92.1	46.819	85.3	24.547	109.3	1:42.716		9	33.753	86.8	47.017	86.0	24.587	102.8	1:45.357	
5	31.516	91.2	45.456	87.3	24.342	110.9	1:41.314		10								

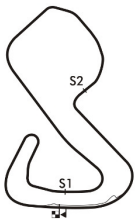

Session Start: 11:50:16 - Finish: 12:05:18
Weather/Track Conditions: Sunny / Dry
Circuit: Brands Hatch Grand Prix Circuit
Track Length: 3.916 Km - 2.4330 miles
Printed: 30-06-2018 - 12:13

MST

Legends of Brands Hatch Superprix - 30 Jun - 1 Jul 2018

HSCC Historic Formula Ford supported by Carless Race Fuels with Vital Equipment

Qualifying for Race 2 - Sector Analysis

18 Bill Cowing (OF) — Ginetta G18B

lap	Sect-1	Speed	Sect-2	Speed	Sect-3	Speed	Laptime	Pit
1	Out	76.2	54.528	72.9	28.329	103.9	2:01.854	
2	37.713	80.6	52.479	76.6	26.694	105.7	1:56.886	
3	33.972	89.3	50.070	80.2	26.386	107.9	1:50.428	
4	34.412	88.2	52.347	71.6	26.884	104.7	1:53.643	
5	35.037	88.0	50.052	75.5	26.316	106.4	1:51.405	
6	35.380	85.6	49.631	72.9	27.252	105.7	1:52.263	
7	34.024	88.8	49.677	84.2	26.365	106.5	1:50.066	
8	35.313	88.4	48.750	81.1	26.238	107.6	1:50.301	

20 Kevin Stanzl (OF) — Crossle 20F

lap	Sect-1	Speed	Sect-2	Speed	Sect-3	Speed	Laptime	Pit
1	Out	86.5	48.293	79.6	25.572	107.4	1:50.604	
2	33.049	88.0	47.317	78.6	25.023	108.2	1:45.389	
3	32.328	90.0	46.998	87.8	25.029	107.7	1:44.355	
4	32.176	92.4	46.233	87.1	24.774	109.3	1:43.183	
5	32.063	91.7	46.148	86.0	24.595	109.8	1:42.806	
6	32.088	93.1	47.482	89.2	24.789	107.9	1:44.359	
7	32.276	90.6	46.069	90.3	24.977	109.3	1:43.322	
8	32.092	92.1	45.956	86.6	24.691	110.2	1:42.739	
9	31.957	93.1	45.676	87.5	24.723	108.2	1:42.356	
10								

21 Ross Drybrough ( ) — Merlyn Mk20AS

lap	Sect-1	Speed	Sect-2	Speed	Sect-3	Speed	Laptime	Pit
1	Out	89.4	48.642	77.8	25.711	109.1	1:50.401	
2	32.734	91.0	47.207	84.0	25.260	108.9	1:45.201	
3	31.983	92.6	46.896	83.6	25.170	108.9	1:44.049	
4	32.024	92.4	45.832	89.5	24.920	109.7	1:42.776	
5	31.968	93.3	46.245	85.9	25.384	108.4	1:43.597	
6	31.747	93.1	45.436	88.8	24.608	109.5	1:41.791	
7	32.482	91.4	46.885	85.4	24.697	110.6	1:44.064	D
8	33.768	78.2	50.175	76.1	24.660	109.7	1:48.603	
9	31.941	94.2	45.198	91.1	25.729	107.0	1:42.868	
10								

22 Tim Brise (OF) — Merlyn Mk20

lap	Sect-1	Speed	Sect-2	Speed	Sect-3	Speed	Laptime	Pit
1	Out	87.8	48.399	82.8	26.161	108.8	1:50.987	
2	32.695	92.0	46.670	85.0	25.909	110.6	1:45.274	
3	32.151	91.5	45.870	87.9	24.980	110.9	1:43.001	
4	32.136	92.2	45.618	87.9	24.910	112.0	1:42.664	
5	32.164	92.4	46.419	86.5	24.829	113.0	1:43.412	
6	32.371	91.0	46.150	85.8	24.668	112.2	1:43.189	
7	32.541	92.7	46.030	77.7	24.732	114.5	1:43.303	
8	31.837	94.2	45.824	87.2	24.584	111.1	1:42.245	
9	31.729	93.4	45.332	86.5	24.598	112.6	1:41.659	
10								

24 Ben Mitchell ( ) — Merlyn Mk20

lap	Sect-1	Speed	Sect-2	Speed	Sect-3	Speed	Laptime	Pit
1	Out	92.7	45.270	92.3	24.338	111.3	1:44.573	
2	31.037	94.2	44.264	92.6	24.244	111.1	1:39.545	
3	31.269	96.3	44.275	93.2	23.907	110.2	1:39.451	
4	30.886	94.7	44.092	94.8	24.035	112.6	1:39.013	
5	31.363	94.7	43.989	91.6	24.370	112.0	1:39.722	
6	30.833	95.6	45.582	76.9	24.366	113.2	1:40.781	
7	30.894	95.0	45.118	93.5	24.167	112.4	1:40.179	
8	30.897	96.1	44.273	95.5	24.078	109.1	1:39.248	
9	30.695	94.4	44.187	94.1	23.660	110.6	1:38.542	
10								

27 Dick Dixon (OF) — Lotus 61

lap	Sect-1	Speed	Sect-2	Speed	Sect-3	Speed	Laptime	Pit
1	Out	76.6	49.722	71.1	26.698	106.4	1:56.112	
2	33.742	85.0	47.866	77.0	25.748	107.9	1:47.356	
3	32.712	84.6	47.358	78.8	25.576	107.4	1:45.646	
4	32.754	90.1	47.188	80.7	25.459	108.1	1:45.401	
5	32.689	86.5	47.406	79.6	25.674	107.6	1:45.769	
6	32.707	90.9	47.054	83.1	25.334	107.9	1:45.095	
7	33.325	90.5	47.679	80.8	25.910	109.1	1:46.914	
8	32.425	91.0	46.758	78.2	25.982	107.6	1:45.165	
9	32.588	91.5	47.284	82.6	25.590	107.7	1:45.462	
10								

31 John Emery (OF) — Lola T200

lap	Sect-1	Speed	Sect-2	Speed	Sect-3	Speed	Laptime	Pit
1	Out	72.4	56.416	66.6	28.313	102.5	2:08.579	
2	35.377	84.3	52.678	75.2	27.490	106.5	1:55.545	
3	35.172	82.1	54.367	72.0	27.108	104.2	1:56.647	
4	35.354	81.9	52.705	76.6	27.068	105.5	1:55.127	
5	36.409	82.6	51.951	74.5	27.943	96.6	1:56.303	
6	35.456	85.6	51.136	76.3	26.376	105.4	1:52.968	
7	34.087	84.9	51.964	76.9	26.598	105.2	1:52.649	
8	35.005	82.4	51.728	76.4	26.764	104.5	1:53.497	

33 Pierre Lombardi ( ) — Brabham BT18

lap	Sect-1	Speed	Sect-2	Speed	Sect-3	Speed	Laptime	Pit
1	Out	85.8	1:00.253	72.3	26.954	109.3	2:05.743	
2	34.425	82.9	48.651	86.2	25.386	107.2	1:48.462	
3	34.167	88.5	47.767	85.9	25.446	107.0	1:47.380	
4	33.421	88.5	48.580	86.8	25.367	108.2	1:47.368	
5	33.017	89.4	47.708	88.0	25.595	107.9	1:46.320	
6	33.543	85.7	47.865	87.2	25.344	108.2	1:46.752	
7	32.957	91.2	47.373	84.6	25.202	108.1	1:45.532	
8	32.589	91.1	46.568	87.3	24.847	107.9	1:44.004	

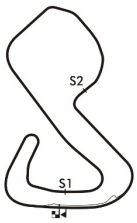

Session Start: 11:50:16 - Finish: 12:05:18
Weather/Track Conditions: Sunny / Dry
Circuit: Brands Hatch Grand Prix Circuit
Track Length: 3.916 Km - 2.4330 miles
Printed: 30-06-2018 - 12:13

MST

Legends of Brands Hatch Superprix - 30 Jun - 1 Jul 2018

HSCC Historic Formula Ford supported by Carless Race Fuels with Vital Equipment

Qualifying for Race 2 - Sector Analysis

35 Michael Rasper ( ) — Merlyn Mk11A

lap	Sect-1	Speed	Sect-2	Speed	Sect-3	Speed	Laptime	Pit	lap	Sect-1	Speed	Sect-2	Speed	Sect-3	Speed	Laptime	Pit
1	Out	76.2	53.529	59.5	28.733	106.9	2:02.059		5	33.200	90.7	46.966	80.6	25.199	106.0	1:45.365	
2	39.253	76.9	55.213	70.2	27.259	106.9	2:01.725		6	32.528	90.7	46.934	80.3	25.601	107.2	1:45.063	
3	33.743	89.8	50.181	70.9	25.804	107.4	1:49.728		7	32.463	91.4	46.964	80.5	25.141	111.8	1:44.568	
4	33.130	91.0	48.831	73.2	26.387	108.8	1:48.348		8	32.444	91.9	46.207	82.8	25.157	105.7	1:43.808	

36 Rob Smith (OF) — Merlyn Mk20

lap	Sect-1	Speed	Sect-2	Speed	Sect-3	Speed	Laptime	Pit	lap	Sect-1	Speed	Sect-2	Speed	Sect-3	Speed	Laptime	Pit
1	Out	90.0	46.612	84.3	24.959	109.8	1:47.018		6	31.516	87.4	44.992	91.3	23.974	111.7	1:40.482	
2	31.650	92.4	45.104	85.7	24.159	110.2	1:40.913		7	31.047	94.2	45.704	86.6	24.621	114.1	1:41.372	
3	31.651	94.0	44.799	89.5	24.286	110.2	1:40.736		8	31.905	94.8	45.342	82.6	24.216	112.2	1:41.463	
4	31.560	93.9	45.674	83.1	23.991	114.5	1:41.225		9	31.115	95.1	46.518	87.7	23.912	113.7	1:41.545	
5	31.571	94.6	44.395	86.0	24.727	114.1	1:40.693		10								

37 Will Nuthall ( ) — Jamun T2

lap	Sect-1	Speed	Sect-2	Speed	Sect-3	Speed	Laptime	Pit	lap	Sect-1	Speed	Sect-2	Speed	Sect-3	Speed	Laptime	Pit
1	Out	88.8	45.944	88.3	24.965	107.0	1:45.766		6	31.518	93.6	45.310	86.6	24.318	110.4	1:41.146	
2	31.704	91.6	46.229	82.4	24.282	111.5	1:42.215		7	31.134	93.1	45.206	80.1	24.675	112.4	1:41.015	
3	31.173	93.9	44.971	91.1	24.388	111.1	1:40.532		8	31.888	94.0	45.117	87.0	24.548	110.6	1:41.553	
4	31.165	95.0	45.691	80.7	24.188	112.8	1:41.044		9	31.048	94.8	46.300	85.5	24.172	112.0	1:41.520	
5	31.376	94.0	44.512	88.3	24.614	114.1	1:40.502		10								

39 Michael Richings (OF) — Alexis Mk15

lap	Sect-1	Speed	Sect-2	Speed	Sect-3	Speed	Laptime	Pit	lap	Sect-1	Speed	Sect-2	Speed	Sect-3	Speed	Laptime	Pit
1	Out	75.5	1:11.487	47.1	29.288	97.9	2:20.117		5	34.035	81.2	51.830	73.7	26.946	102.6	1:52.811	
2	34.594	82.2	50.973	69.8	27.543	102.8	1:53.110		6	34.382	80.5	49.369	75.7	26.748	101.2	1:50.499	
3	34.256	85.2	50.750	75.9	26.775	103.0	1:51.781		7	34.354	81.4	49.687	77.8	27.122	100.6	1:51.163	
4	33.755	83.2	50.710	77.2	26.637	103.3	1:51.102		8	35.441	79.9	49.440	77.0	27.855	99.3	1:52.736	

40 Sam Mitchell ( ) — Merlyn Mk20

lap	Sect-1	Speed	Sect-2	Speed	Sect-3	Speed	Laptime	Pit	lap	Sect-1	Speed	Sect-2	Speed	Sect-3	Speed	Laptime	Pit
1	Out	92.6	45.087	87.3	24.363	114.7	1:43.946		6	30.879	94.2	45.139	85.4	23.958	114.1	1:39.976	
2	31.529	94.8	44.262	90.1	24.237	110.0	1:40.028		7	30.811	94.6	44.291	87.9	23.891	111.3	1:38.993	
3	32.531	93.0	44.707	87.0	25.179	110.9	1:42.417		8	31.143	93.6	47.968	88.4	24.600	113.5	1:43.711	
4	30.896	94.6	44.877	90.1	24.799	111.5	1:40.572		9	32.572	93.9	44.621	88.7	24.148	109.5	1:41.341	
5	30.991	94.4	44.356	87.3	23.818	112.4	1:39.165		10								

41 Paul Unsworth (OF) — Palliser WDF3

lap	Sect-1	Speed	Sect-2	Speed	Sect-3	Speed	Laptime	Pit	lap	Sect-1	Speed	Sect-2	Speed	Sect-3	Speed	Laptime	Pit
1	Out	80.6	53.450	66.5	27.430	104.9	1:59.641		5	33.163	84.9	47.328	77.8	25.263	108.4	1:45.754	
2	36.115	82.3	50.850	69.7	26.148	107.9	1:53.113		6	33.609	86.4	47.487	77.6	25.232	108.6	1:46.328	
3	33.578	85.8	48.285	74.0	25.504	107.2	1:47.367		7	32.979	90.0	46.820	78.0	25.205	107.9	1:45.004	
4	32.944	87.1	47.248	77.6	25.374	108.2	1:45.566		8	32.857	88.9	49.152	73.8	25.183	107.2	1:47.192	

43 Callum Grant ( ) — Merlyn Mk20A

lap	Sect-1	Speed	Sect-2	Speed	Sect-3	Speed	Laptime	Pit	lap	Sect-1	Speed	Sect-2	Speed	Sect-3	Speed	Laptime	Pit
1	Out	91.9	45.086	88.4	24.748	107.7	1:43.953		6	32.596	85.2	45.242	81.7	24.681	110.4	1:42.519	
2	31.188	93.1	44.394	92.0	23.914	111.8	1:39.496		7	33.137	93.1	46.823	84.5	24.143	109.7	1:44.103	
3	31.010	94.2	44.304	88.8	24.260	110.7	1:39.574		8	30.938	94.4	45.466	74.9	25.458	110.0	1:41.862	
4	31.005	94.7	44.349	90.1	23.937	110.7	1:39.291		9	30.913	92.6	45.589	88.6	24.300	100.5	1:40.802	
5	31.371	93.9	45.621	87.6	24.345	110.6	1:41.337		10								

47 Louis Hanjoul (OF) — Elden Mk8/10

lap	Sect-1	Speed	Sect-2	Speed	Sect-3	Speed	Laptime	Pit	lap	Sect-1	Speed	Sect-2	Speed	Sect-3	Speed	Laptime	Pit
1	Out	76.2	55.353	70.5	28.809	103.4	2:06.010		5	33.313	85.9	48.268	82.3	25.901	104.1	1:47.482	
2	37.631	84.2	51.286	81.2	26.634	102.6	1:55.551		6	33.655	86.3	48.120	86.3	26.553	106.4	1:48.328	
3	34.938	85.4	48.769	84.5	26.342	103.9	1:50.049		7	33.433	86.1	47.922	84.0	25.611	106.2	1:46.966	
4	33.536	87.8	48.804	84.5	25.984	103.7	1:48.324		8	35.697	82.4	48.460	84.9	25.551	104.2	1:49.708	

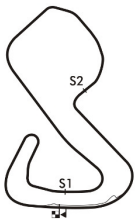

Session Start: 11:50:16 - Finish: 12:05:18
Weather/Track Conditions: Sunny / Dry
Circuit: Brands Hatch Grand Prix Circuit
Track Length: 3.916 Km - 2.4330 miles
Printed: 30-06-2018 - 12:13

Legends of Brands Hatch Superprix - 30 Jun - 1 Jul 2018

HSCC Historic Formula Ford supported by Carless Race Fuels with Vital Equipment

Qualifying for Race 2 - Sector Analysis

49 Harvey Sykes ( ) — Crossle 20F

lap	Sect-1	Speed	Sect-2	Speed	Sect-3	Speed	Laptime	Pit	lap	Sect-1	Speed	Sect-2	Speed	Sect-3	Speed	Laptime	Pit
1	Out	89.2	47.187	82.2	25.228	112.2	1:48.726		6	32.542	92.2	45.610	87.8	24.518	111.3	1:42.670	
2	32.504	93.4	46.420	78.7	25.373	109.7	1:44.297		7	32.084	93.9	46.300	76.8	24.580	115.3	1:42.964	
3	32.864	92.1	46.108	82.2	24.758	112.8	1:43.730		8	31.811	94.2	47.092	83.9	24.373	112.6	1:43.276	
4	32.263	93.0	45.857	87.1	24.549	112.8	1:42.669		9	32.396	92.6	45.598	83.0	24.774	111.1	1:42.768	
5	32.162	93.5	46.395	82.6	24.456	115.1	1:43.013		10								

63 Matthew Sturmer (OF) — Macon MR8

lap	Sect-1	Speed	Sect-2	Speed	Sect-3	Speed	Laptime	Pit	lap	Sect-1	Speed	Sect-2	Speed	Sect-3	Speed	Laptime	Pit
1	Out	75.6	52.465	64.7	27.124	103.6	1:59.425		5	34.337	65.4	48.952	84.9	25.474	105.9	1:48.763	
2	35.988	86.4	51.493	72.9	31.404	98.3	1:58.885		6	34.347	86.9	48.819	86.7	25.462	105.2	1:48.628	
3	34.790	83.4	50.532	69.0	26.570	102.0	1:51.892		7	33.180	88.6	46.812	85.6	25.418	105.2	1:45.410	
4	34.299	87.4	49.792	83.0	25.841	105.0	1:49.932		8	32.517	90.4	46.830	86.1	26.016	106.5	1:45.363	

64 Benjamin Tusting ( ) — Merlyn Mk20A

lap	Sect-1	Speed	Sect-2	Speed	Sect-3	Speed	Laptime	Pit	lap	Sect-1	Speed	Sect-2	Speed	Sect-3	Speed	Laptime	Pit
1	Out	91.6	46.416	84.4	24.639	110.9	1:45.160		6	30.705	94.8	44.876	90.1	23.957	110.6	1:39.538	
2	31.128	94.8	45.002	83.7	24.030	114.9	1:40.160		7	30.730	94.2	45.538	71.0	24.912	111.3	1:41.180	
3	30.839	95.0	44.246	90.1	23.878	113.2	1:38.963		8	31.839	93.1	44.337	90.4	24.303	111.7	1:40.479	
4	31.277	94.6	45.742	87.0	24.250	111.5	1:41.269		9	30.986	94.0	45.452	86.0	24.565	101.7	1:41.003	
5	31.215	95.5	45.130	73.5	25.298	114.9	1:41.643		10								

66 Andrew Wiggins (OF) — Titan Mk6

lap	Sect-1	Speed	Sect-2	Speed	Sect-3	Speed	Laptime	Pit	lap	Sect-1	Speed	Sect-2	Speed	Sect-3	Speed	Laptime	Pit
1	Out	87.1	49.426	73.2	26.385	106.9	1:54.456		6	32.036	91.5	46.020	74.8	25.523	107.6	1:43.579	
2	32.914	90.1	47.317	78.0	25.604	107.0	1:45.835		7	31.829	90.9	45.866	84.0	25.153	107.9	1:42.848	
3	32.625	91.2	46.791	81.0	25.410	107.0	1:44.826		8	31.816	91.9	45.885	84.8	25.061	107.7	1:42.762	
4	32.225	92.2	46.060	84.0	25.115	108.2	1:43.400		9	31.725	92.5	45.682	86.2	24.717	108.1	1:42.124	
5	32.315	89.8	46.081	84.7	25.005	108.2	1:43.401		10								

67 Stephen Greenwood (OF) — Beattie

lap	Sect-1	Speed	Sect-2	Speed	Sect-3	Speed	Laptime	Pit	lap	Sect-1	Speed	Sect-2	Speed	Sect-3	Speed	Laptime	Pit
1	Out	86.8	53.248	65.9	26.720	107.9	1:57.567		5	32.838	91.6	47.544	83.2	25.322	106.7	1:45.704	
2	35.587	84.0	50.899	72.4	26.297	106.9	1:52.783		6	33.548	88.0	46.988	87.1	24.956	107.9	1:45.492	
3	33.062	90.7	49.115	81.3	25.641	105.5	1:47.818		7	32.198	91.4	47.295	88.1	24.936	107.7	1:44.429	
4	33.869	92.2	47.746	81.2	25.412	107.9	1:47.027		8	32.279	92.9	48.024	86.8	24.856	107.4	1:45.159	

69 Tiff Needell (OF) — Lotus 69F

lap	Sect-1	Speed	Sect-2	Speed	Sect-3	Speed	Laptime	Pit	lap	Sect-1	Speed	Sect-2	Speed	Sect-3	Speed	Laptime	Pit
1	Out	88.8	48.463	84.1	25.882	106.2	1:49.524		6	31.832	91.5	45.291	88.6	24.343	112.8	1:41.466	
2	32.377	89.9	46.445	86.5	25.077	110.4	1:43.899		7	32.139	89.5	45.373	89.2	24.543	108.8	1:42.055	
3	32.416	91.5	45.765	86.8	24.857	109.1	1:43.038		8	31.680	91.1	45.383	89.7	24.519	109.1	1:41.582	
4	31.680	91.5	45.701	82.4	25.339	108.2	1:42.720		9	31.417	89.9	52.447	78.1	25.934	105.9	1:49.798	
5	31.974	90.5	45.808	88.7	24.382	109.3	1:42.164		10								

70 Daniel Stanzl ( ) — Elden Mk8

lap	Sect-1	Speed	Sect-2	Speed	Sect-3	Speed	Laptime	Pit	lap	Sect-1	Speed	Sect-2	Speed	Sect-3	Speed	Laptime	Pit
1	Out	89.4	46.146	82.6	24.966	108.9	1:45.724		6	31.547	92.5	46.092	86.9	24.372	108.9	1:42.011	
2	31.951	90.5	46.288	87.5	25.324	108.4	1:43.563		7	31.748	90.9	45.024	85.9	24.555	109.7	1:41.327	
3	31.763	92.1	45.575	82.8	24.434	112.4	1:41.772		8	31.457	92.0	45.875	89.9	24.642	113.0	1:41.974	
4	31.295	93.8	45.395	86.7	24.775	108.1	1:41.465		9	32.362	92.9	44.788	86.9	24.103	112.8	1:41.253	
5	31.582	92.1	45.333	84.2	24.594	109.7	1:41.509		10								

73 Ed Thurston ( ) — Elden Mk8

lap	Sect-1	Speed	Sect-2	Speed	Sect-3	Speed	Laptime	Pit	lap	Sect-1	Speed	Sect-2	Speed	Sect-3	Speed	Laptime	Pit
1	Out	91.7	45.518	88.4	24.214	112.0	1:44.759		6	32.101	91.6	45.421	88.9	24.904	113.5	1:42.426	
2	31.870	92.7	45.081	88.3	24.600	111.3	1:41.551		7	31.043	91.1	44.772	80.7	24.527	112.8	1:40.342	
3	31.654	93.6	44.919	89.5	24.195	111.7	1:40.768		8	32.175	94.7	46.015	62.6	25.606	110.7	1:43.796	
4	32.322	94.6	45.383	89.4	24.079	110.6	1:41.784		9	31.236	95.0	45.720	78.7	25.529	108.8	1:42.485	
5	31.403	93.5	45.590	74.5	25.336	111.3	1:42.329		10								

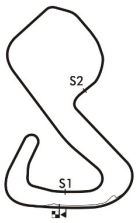

Session Start: 11:50:16 - Finish: 12:05:18
Weather/Track Conditions: Sunny / Dry
Circuit: Brands Hatch Grand Prix Circuit
Track Length: 3.916 Km - 2.4330 miles
Printed: 30-06-2018 - 12:13

MST

Legends of Brands Hatch Superprix - 30 Jun - 1 Jul 2018

HSCC Historic Formula Ford supported by Carless Race Fuels with Vital Equipment

Qualifying for Race 2 - Sector Analysis

77 Chris Sharples (OF) — Palliser WDF1

lap	Sect-1	Speed	Sect-2	Speed	Sect-3	Speed	Laptime	Pit	lap	Sect-1	Speed	Sect-2	Speed	Sect-3	Speed	Laptime	Pit
1	Out	83.9	1:11.268	70.2	27.052	105.5	2:18.841		4	34.935	80.7	1:01.404	59.2	In		5:07.114	P
2	33.568	86.9	48.635	66.3	26.430	106.7	1:48.633		5	Out	85.3	55.130	77.6	27.180	107.4	2:06.997	P
3	32.892	90.3	49.508	66.1	25.813	107.9	1:48.213		6	33.331	89.5	49.716	82.1	26.627	106.9	1:49.674	

82 Lee Penson ( ) — Lotus 51A

lap	Sect-1	Speed	Sect-2	Speed	Sect-3	Speed	Laptime	Pit	lap	Sect-1	Speed	Sect-2	Speed	Sect-3	Speed	Laptime	Pit
1	Out	86.1	52.113	73.0	27.193	108.9	1:58.408		5	33.386	91.6	48.192	79.7	25.490	109.5	1:47.068	
2	38.016	74.0	50.369	74.6	28.927	106.7	1:57.312		6	32.612	92.4	49.205	69.3	27.010	110.6	1:48.827	
3	35.002	78.2	1:00.437	69.9	26.317	107.4	2:01.756		7	33.859	81.5	54.854	74.4	25.762	109.3	1:54.475	
4	33.248	91.6	48.518	68.7	25.726	110.6	1:47.492		8	32.574	93.1	48.292	82.1	25.220	110.4	1:46.086	

85 Freddie Lillingston-Price ( ) — Merlyn Mk11

lap	Sect-1	Speed	Sect-2	Speed	Sect-3	Speed	Laptime	Pit	lap	Sect-1	Speed	Sect-2	Speed	Sect-3	Speed	Laptime	Pit
1	Out	65.4	58.344	62.0	29.377	96.6	2:14.106		5	34.959	84.6	50.775	69.7	27.260	105.2	1:52.994	
2	37.796	74.1	53.880	69.4	27.028	105.0	1:58.704		6	34.221	88.0	49.919	73.6	26.102	105.9	1:50.242	
3	37.873	74.6	53.250	71.3	26.591	104.2	1:57.714		7	34.907	81.3	49.460	73.0	26.091	107.4	1:50.458	
4	35.711	81.9	51.918	78.3	26.101	105.7	1:53.730		8	34.690	87.9	47.792	78.1	25.845	100.8	1:48.327	

87 Ian Jeary ( ) — Elden Mk8

lap	Sect-1	Speed	Sect-2	Speed	Sect-3	Speed	Laptime	Pit	lap	Sect-1	Speed	Sect-2	Speed	Sect-3	Speed	Laptime	Pit
1	Out	75.6	52.424	67.7	27.473	109.3	1:58.858		5	33.342	88.2	47.167	81.3	25.336	106.7	1:45.845	
2	33.166	89.5	47.745	80.7	25.694	106.9	1:46.605		6	32.506	90.1	47.524	81.0	25.254	107.2	1:45.284	
3	33.122	84.9	50.120	68.3	25.762	106.7	1:49.004		7	32.873	90.0	47.754	79.2	25.586	106.4	1:46.213	
4	33.737	89.3	48.523	77.3	26.117	106.7	1:48.377		8	32.556	89.7	47.145	86.1	25.641	104.9	1:45.342	

88 Chris Stuart (OF) — Crossle 16F

lap	Sect-1	Speed	Sect-2	Speed	Sect-3	Speed	Laptime	Pit	lap	Sect-1	Speed	Sect-2	Speed	Sect-3	Speed	Laptime	Pit
1	Out	85.6	48.062	78.5	25.551	106.0	1:50.434		6	31.602	94.2	45.270	90.5	24.186	113.9	1:41.058	
2	33.559	92.4	46.197	82.2	25.411	107.0	1:45.167		7	31.668	95.2	46.325	82.5	24.616	113.9	1:42.609	
3	32.774	93.1	46.283	84.9	24.860	111.5	1:43.917		8	31.824	94.0	45.393	88.3	24.383	110.6	1:41.600	
4	32.467	92.2	46.868	67.4	24.834	109.8	1:44.169		9	32.180	93.6	45.590	90.7	24.480	111.3	1:42.250	
5	32.644	93.1	45.580	80.8	25.113	108.9	1:43.337		10								

89 Ted Pearson (OF) — Merlyn Mk11/17

lap	Sect-1	Speed	Sect-2	Speed	Sect-3	Speed	Laptime	Pit	lap	Sect-1	Speed	Sect-2	Speed	Sect-3	Speed	Laptime	Pit
1	Out	87.7	51.199	69.1	26.282	109.8	1:54.333		6	32.096	92.4	45.599	91.8	24.740	108.9	1:42.435	
2	34.223	89.3	47.024	84.9	25.015	107.4	1:46.262		7	31.740	92.9	45.925	77.6	25.096	109.8	1:42.761	
3	31.620	91.9	45.417	88.0	24.687	107.7	1:41.724		8	31.415	93.0	45.638	90.5	24.326	111.5	1:41.379	
4	31.937	91.9	45.854	87.2	24.644	108.4	1:42.435		9	31.761	93.1	45.080	91.1	24.588	109.1	1:41.429	
5	31.598	92.0	47.386	84.7	25.284	109.1	1:44.268		10								

93 Rudolf Ernst (OF) — Titan Mk6

lap	Sect-1	Speed	Sect-2	Speed	Sect-3	Speed	Laptime	Pit	lap	Sect-1	Speed	Sect-2	Speed	Sect-3	Speed	Laptime	Pit
1	Out	85.3	51.547	72.0	26.529	106.0	1:56.156		5	33.993	87.8	47.842	81.9	25.635	107.0	1:47.470	
2	33.712	86.5	49.786	69.7	26.236	107.4	1:49.734		6	32.823	89.1	47.576	81.0	26.302	107.7	1:46.701	
3	34.042	87.4	50.107	77.7	26.239	106.4	1:50.388		7	33.156	88.0	47.890	78.0	26.057	106.9	1:47.103	
4	35.253	83.0	52.352	71.4	26.495	109.1	1:54.100		8	32.837	90.0	48.859	82.4	25.484	107.6	1:47.180	

96 Antony Ross (OF) — Lola T200

lap	Sect-1	Speed	Sect-2	Speed	Sect-3	Speed	Laptime	Pit	lap	Sect-1	Speed	Sect-2	Speed	Sect-3	Speed	Laptime	Pit
1	Out	85.8	50.855	65.6	26.416	109.5	1:53.813		5	32.196	92.1	46.726	84.6	24.959	109.1	1:43.881	
2	35.394	86.0	48.829	79.6	25.253	109.8	1:49.476		6	45.110	74.7	48.655	76.2	25.589	110.4	1:59.354	
3	32.692	92.0	47.284	83.6	25.219	107.4	1:45.195		7	32.417	92.4	46.682	85.1	24.992	106.9	1:44.091	
4	33.420	91.4	47.419	79.2	25.053	109.1	1:45.892		8	32.550	92.4	46.269	86.2	24.804	110.7	1:43.623	

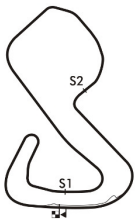

Session Start: 11:50:16 - Finish: 12:05:18
Weather/Track Conditions: Sunny / Dry
Circuit: Brands Hatch Grand Prix Circuit
Track Length: 3.916 Km - 2.4330 miles
Printed: 30-06-2018 - 12:13

Legends of Brands Hatch Superprix - 30 Jun - 1 Jul 2018

HSCC Historic Formula Ford supported by Carless Race Fuels with Vital Equipment

Qualifying for Race 2 - Sector Analysis

99	Nick Arden (OF)								Merlyn Mk11A								
lap	Sect-1	Speed	Sect-2	Speed	Sect-3	Speed	Laptime	Pit	lap	Sect-1	Speed	Sect-2	Speed	Sect-3	Speed	Laptime	Pit
1	Out	74.7	56.713	60.5	29.471	101.1	2:12.354		5	39.648	80.1	54.624	63.9	28.974	98.9	2:03.246	
2	38.875	81.6	53.623	68.0	27.819	102.8	2:00.317		6	40.624	62.3	1:00.739	55.1	32.756	89.4	2:14.119	
3	40.906	75.4	1:03.515	54.6	31.677	88.0	2:16.098		7	44.064	70.5	59.827	54.3	33.743	81.7	2:17.634	
4	43.260	72.3	54.804	67.6	29.794	93.3	2:07.858		8								

166	Greg Thornton (OF)								Titan Mk3/4								
lap	Sect-1	Speed	Sect-2	Speed	Sect-3	Speed	Laptime	Pit	lap	Sect-1	Speed	Sect-2	Speed	Sect-3	Speed	Laptime	Pit
1	Out	80.4	51.377	69.2	26.732	105.9	1:58.094		5	32.760	85.9	47.096	82.7	25.077	107.7	1:44.933	
2	33.456	84.9	48.170	76.2	25.660	108.2	1:47.286		6	32.446	88.7	46.746	80.2	25.326	106.7	1:44.518	
3	33.876	85.8	47.945	81.9	25.079	108.4	1:46.900		7	32.083	89.9	48.909	79.9	24.812	107.9	1:45.804	
4	33.528	85.2	50.935	76.6	25.386	107.2	1:49.849		8	32.309	80.5	46.332	82.5	24.773	105.9	1:43.414	

199	John Evans (OF)								Lotus 51								
lap	Sect-1	Speed	Sect-2	Speed	Sect-3	Speed	Laptime	Pit	lap	Sect-1	Speed	Sect-2	Speed	Sect-3	Speed	Laptime	Pit
1	Out	75.0	55.959	68.5	27.707	107.6	2:04.596		5	35.166	81.4	51.712	64.5	26.981	107.0	1:53.859	
2	35.988	81.0	52.941	62.6	28.130	105.4	1:57.059		6	35.576	86.9	52.873	50.2	27.674	107.9	1:56.123	
3	35.196	86.4	51.057	68.6	27.950	104.7	1:54.203		7	34.374	84.3	51.144	69.1	26.306	109.8	1:51.824	
4	35.400	82.0	51.988	68.6	29.013	106.9	1:56.401		8	34.098	89.9	50.188	72.0	26.704	103.9	1:50.990	

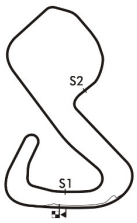

Session Start: 11:50:16 - Finish: 12:05:18
Weather/Track Conditions: Sunny / Dry
Circuit: Brands Hatch Grand Prix Circuit
Track Length: 3.916 Km - 2.4330 miles
Printed: 30-06-2018 - 12:13

Legends of Brands Hatch Superprix - 30 Jun - 1 Jul 2018

HSCC Historic Formula Ford supported by Carless Race Fuels with Vital Equipment

Qualifying for Race 2 - Best Sector Times

	SECTOR 1			SECTOR 2			SECTOR 3		
	NO	TIME	LAP	NO	TIME	LAP	NO	TIME	LAP
1	24	30.695	9	24	43.989	5	24	23.660	9
2	64	30.705	6	7	44.009	4	40	23.818	5
3	7	30.737	4	64	44.246	3	1	23.851	7
4	40	30.811	7	40	44.262	2	64	23.878	3
5	43	30.913	9	43	44.304	3	36	23.912	9
6	73	31.043	7	36	44.395	5	43	23.914	2
7	36	31.047	7	1	44.397	5	7	23.950	9
8	37	31.048	9	37	44.512	5	17	23.960	7
9	1	31.082	5	17	44.599	7	4	23.974	6
10	4	31.217	6	73	44.772	7	73	24.079	4
11	70	31.295	4	70	44.788	9	70	24.103	9
12	17	31.350	4	4	44.848	3	37	24.172	9
13	89	31.415	8	15	44.861	3	88	24.186	6
14	69	31.417	9	89	45.080	9	89	24.326	8
15	13	31.436	9	21	45.198	9	69	24.343	6
16	15	31.436	7	88	45.270	6	15	24.372	3
17	88	31.602	6	69	45.291	6	49	24.373	8
18	66	31.725	9	22	45.332	9	22	24.584	8
19	22	31.729	9	13	45.466	8	20	24.595	5
20	21	31.747	6	49	45.598	9	21	24.608	6
21	49	31.811	8	20	45.676	9	13	24.689	9
22	20	31.957	9	66	45.682	9	66	24.717	9
23	166	32.083	7	35	46.207	8	166	24.773	8
24	96	32.196	5	96	46.269	8	96	24.804	8
25	67	32.198	7	166	46.332	8	33	24.847	8
26	27	32.425	8	33	46.568	8	67	24.856	8
27	35	32.444	8	27	46.758	8	35	25.141	7
28	87	32.506	6	63	46.812	7	41	25.183	8
29	63	32.517	8	41	46.820	7	82	25.220	8
30	82	32.574	8	67	46.988	6	87	25.254	6
31	33	32.589	8	87	47.145	8	27	25.334	6
32	93	32.823	6	93	47.576	6	63	25.418	7
33	41	32.857	8	85	47.792	8	93	25.484	8
34	77	32.892	3	47	47.922	7	14	25.512	7
35	14	33.198	8	82	48.192	5	47	25.551	8
36	47	33.313	5	77	48.635	2	77	25.813	3
37	39	33.755	4	18	48.750	8	85	25.845	8
38	18	33.972	3	14	49.129	8	18	26.238	8
39	31	34.087	7	39	49.369	6	199	26.306	7
40	199	34.098	8	199	50.188	8	31	26.376	6
41	85	34.221	6	31	51.136	6	39	26.637	4
42	99	38.875	2	99	53.623	2	99	27.819	2
43	8			8			8		

IDEAL / BEST LAP COMPARISON

NO	NAME	BEST	IN	IDEAL	DIFF
24	Ben Mitchell	1:38.542	9	1:38.344	+0.198
7	Cameron Jackson	1:38.706	4	1:38.696	+0.010
64	Benjamin Tusting	1:38.963	3	1:38.829	+0.134
40	Sam Mitchell	1:38.993	7	1:38.891	+0.102
43	Callum Grant	1:39.291	4	1:39.131	+0.160
1	Richard Tarling	1:39.587	3	1:39.330	+0.257
17	Brian Morris	1:39.922	7	1:39.909	+0.013
73	Ed Thurston	1:40.342	7	1:39.894	+0.448
36	Rob Smith	1:40.482	6	1:39.354	+1.128
37	Will Nuthall	1:40.502	5	1:39.732	+0.770
4	Maxim Bartell	1:40.640	3	1:40.039	+0.601
15	Matthew Wrigley	1:40.785	3	1:40.669	+0.116
88	Chris Stuart	1:41.058	6	1:41.058	+0.000
70	Daniel Stanzl	1:41.253	9	1:40.186	+1.067
89	Ted Pearson	1:41.379	8	1:40.821	+0.558
69	Tiff Needell	1:41.466	6	1:41.051	+0.415
22	Tim Brise	1:41.659	9	1:41.645	+0.014
21	Ross Drybrough	1:41.791	6	1:41.553	+0.238
13	Stuart Kestenbaum	1:42.072	8	1:41.591	+0.481
66	Andrew Wiggins	1:42.124	9	1:42.124	+0.000
20	Kevin Stanzl	1:42.356	9	1:42.228	+0.128
49	Harvey Sykes	1:42.669	4	1:41.782	+0.887
166	Greg Thornton	1:43.414	8	1:43.188	+0.226
96	Antony Ross	1:43.623	8	1:43.269	+0.354
35	Michael Rasper	1:43.808	8	1:43.792	+0.016
33	Pierre Lombardi	1:44.004	8	1:44.004	+0.000
67	Stephen Greenwood	1:44.429	7	1:44.042	+0.387
41	Paul Unsworth	1:45.004	7	1:44.860	+0.144
27	Dick Dixon	1:45.095	6	1:44.517	+0.578
87	Ian Jeary	1:45.284	6	1:44.905	+0.379
63	Matthew Sturmer	1:45.363	8	1:44.747	+0.616
82	Lee Penson	1:46.086	8	1:45.986	+0.100
93	Rudolf Ernst	1:46.701	6	1:45.883	+0.818
47	Louis Hanjoul	1:46.966	7	1:46.786	+0.180
14	Phil Nelson	1:47.997	8	1:47.839	+0.158
77	Chris Sharples	1:48.213	3	1:47.340	+0.873
85	Freddie Lillingston-F	1:48.327	8	1:47.858	+0.469
18	Bill Cowing	1:50.066	7	1:48.960	+1.106
39	Michael Richings	1:50.499	6	1:49.761	+0.738
8	Jean-Michel Clerc	1:50.554	6		+
199	John Evans	1:50.990	8	1:50.592	+0.398
31	John Emery	1:52.649	7	1:51.599	+1.050
99	Nick Arden	2:00.317	2	2:00.317	+0.000

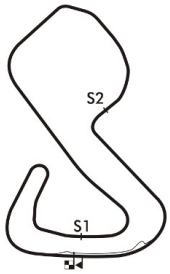

Session Start: 11:50:16 - Finish: 12:05:18
Weather/Track Conditions: Sunny / Dry
Circuit: Brands Hatch Grand Prix Circuit
Track Length: 3.916 Km - 2.4330 miles

Printed: 30-06-2018 - 12:14

Legends of Brands Hatch Superprix - 30 Jun - 1 Jul 2018

HSCC Historic Formula Ford supported by Carless Race Fuels with Vital Equipment

Qualifying for Race 2 - Best Sector Speeds

	NO	SECTOR 1	MPH	NO	SECTOR 2	MPH	NO	SECTOR 3	MPH
1	7	Cameron Jackson	96.3	24	Ben Mitchell	95.5	49	Harvey Sykes	115.3
2	24	Ben Mitchell	96.3	1	Richard Tarling	94.7	64	Benjamin Tusting	114.9
3	64	Benjamin Tusting	95.5	7	Cameron Jackson	92.2	40	Sam Mitchell	114.7
4	88	Chris Stuart	95.2	43	Callum Grant	92.0	22	Tim Brise	114.5
5	36	Rob Smith	95.1	89	Ted Pearson	91.8	36	Rob Smith	114.5
6	13	Stuart Kestenbaum	95.0	36	Rob Smith	91.3	37	Will Nuthall	114.1
7	37	Will Nuthall	95.0	15	Matthew Wrigley	91.2	1	Richard Tarling	113.9
8	73	Ed Thurston	95.0	21	Ross Drybrough	91.1	88	Chris Stuart	113.9
9	40	Sam Mitchell	94.8	37	Will Nuthall	91.1	73	Ed Thurston	113.5
10	43	Callum Grant	94.7	88	Chris Stuart	90.7	4	Maxim Bartell	113.3
11	4	Maxim Bartell	94.3	64	Benjamin Tusting	90.4	24	Ben Mitchell	113.2
12	21	Ross Drybrough	94.2	20	Kevin Stanzl	90.3	70	Daniel Stanzl	113.0
13	22	Tim Brise	94.2	40	Sam Mitchell	90.1	69	Tiff Needell	112.8
14	49	Harvey Sykes	94.2	70	Daniel Stanzl	89.9	7	Cameron Jackson	112.6
15	15	Matthew Wrigley	93.9	69	Tiff Needell	89.7	17	Brian Morris	112.4
16	1	Richard Tarling	93.8	73	Ed Thurston	89.5	35	Michael Rasper	111.8
17	70	Daniel Stanzl	93.8	4	Maxim Bartell	89.4	43	Callum Grant	111.8
18	20	Kevin Stanzl	93.1	17	Brian Morris	88.1	89	Ted Pearson	111.5
19	82	Lee Penson	93.1	67	Stephen Greenwood	88.1	13	Stuart Kestenbaum	111.1
20	89	Ted Pearson	93.1	33	Pierre Lombardi	88.0	15	Matthew Wrigley	110.7
21	67	Stephen Greenwood	92.9	22	Tim Brise	87.9	96	Antony Ross	110.7
22	17	Brian Morris	92.6	49	Harvey Sykes	87.8	21	Ross Drybrough	110.6
23	66	Andrew Wiggins	92.5	13	Stuart Kestenbaum	87.1	82	Lee Penson	110.6
24	96	Antony Ross	92.4	63	Matthew Sturmer	86.7	20	Kevin Stanzl	110.2
25	35	Michael Rasper	91.9	14	Phil Nelson	86.3	199	John Evans	109.8
26	27	Dick Dixon	91.5	47	Louis Hanjoul	86.3	33	Pierre Lombardi	109.3
27	69	Tiff Needell	91.5	66	Andrew Wiggins	86.2	87	Ian Jeary	109.3
28	33	Pierre Lombardi	91.2	96	Antony Ross	86.2	27	Dick Dixon	109.1
29	63	Matthew Sturmer	90.4	87	Ian Jeary	86.1	93	Rudolf Ernst	109.1
30	14	Phil Nelson	90.3	18	Bill Cowing	84.2	41	Paul Unsworth	108.6
31	77	Chris Sharples	90.3	27	Dick Dixon	83.1	166	Greg Thornton	108.4
32	87	Ian Jeary	90.1	35	Michael Rasper	82.8	66	Andrew Wiggins	108.2
33	41	Paul Unsworth	90.0	166	Greg Thornton	82.7	18	Bill Cowing	107.9
34	93	Rudolf Ernst	90.0	93	Rudolf Ernst	82.4	67	Stephen Greenwood	107.9
35	166	Greg Thornton	89.9	77	Chris Sharples	82.1	77	Chris Sharples	107.9
36	199	John Evans	89.9	82	Lee Penson	82.1	85	Freddie Lillingston-Price	107.4
37	18	Bill Cowing	89.3	85	Freddie Lillingston-Price	78.3	14	Phil Nelson	107.0
38	85	Freddie Lillingston-Price	88.0	41	Paul Unsworth	78.0	31	John Emery	106.5
39	47	Louis Hanjoul	87.8	39	Michael Richings	77.8	63	Matthew Sturmer	106.5
40	31	John Emery	85.6	31	John Emery	76.9	47	Louis Hanjoul	106.4

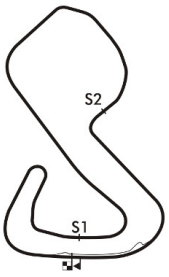

Session Start: 11:50:16 - Finish: 12:05:18
Weather/Track Conditions: Sunny / Dry
Circuit: Brands Hatch Grand Prix Circuit
Track Length: 3.916 Km - 2.4330 miles

Printed: 30-06-2018 - 12:14

Legends of Brands Hatch Superprix - 30 Jun - 1 Jul 2018

HSCC Historic Formula Ford supported by Carless Race Fuels with Vital Equipment

Qualifying for Race 2 - Best Sector Speeds

41	39	Michael Richings	85.2	199	John Evans	72.0	39	Michael Richings	103.3
42	99	Nick Arden	81.6	99	Nick Arden	68.0	99	Nick Arden	102.8
43	8	Jean-Michel Clerc	0.0	8	Jean-Michel Clerc	0.0	8	Jean-Michel Clerc	0.0

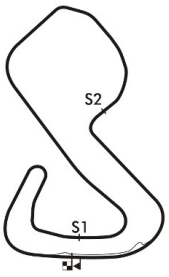

Session Start: 11:50:16 - Finish: 12:05:18
Weather/Track Conditions: Sunny / Dry
Circuit: Brands Hatch Grand Prix Circuit
Track Length: 3.916 Km - 2.4330 miles

Printed: 30-06-2018 - 12:14

Legends of Brands Hatch Superprix - 30 Jun - 1 Jul 2018

HSCC Historic Formula Ford supported by Carless Race Fuels with Vital Equipment

Race 2 - Starting Grid

Sheet No:

Start Time : 13:55 - Heat Duration : 20 Minutes

ROW					
12	23	99	Nick Arden		
11	21	199	John Evans	22	31 John Emery
10	19	39	Michael Richings	20	8 Jean-Michel Clerc
9	17	85	Freddie Lillingston-Price	18	18 Bill Cowing
8	15	14	Phil Nelson	16	77 Chris Sharples
7	13	93	Rudolf Ernst	14	47 Louis Hanjoul
6	11	63	Matthew Sturmer	12	82 Lee Penson
5	9	27	Dick Dixon	10	87 Ian Jeary
4	7	67	Stephen Greenwood	8	41 Paul Unsworth
3	5	35	Michael Rasper	6	33 Pierre Lombardi
2	3	166	Greg Thornton	4	96 Antony Ross
1	1	20	Kevin Stanzl	2	49 Harvey Sykes

Pole Right

Circuit: Brands Hatch Grand Prix Circuit
Track Length: 3.916 Km - 2.4330 miles

These results are provisional until the conclusion of any judicial and technical matters.

Clerk of the Course:	Timekeeper:	Issued at:
	Nick Palmer	

Legends of Brands Hatch Superprix - 30 Jun - 1 Jul 2018

HSCC Historic Formula Ford supported by Carless Race Fuels with Vital Equipment

Race 2 - Classification - AMENDED

Sheet No:

POS	NO	DRIVER/S	CLASS	CLASS POS	CAR MAKE / MODEL	TIME	LAPS	GAP	DIFF	MPH	BEST	ON
1	20	Kevin Stanzl	OF	1	Crossle 20F	20:43.839	12	-- 12 laps		84.50	1:42.588	8
2	96	Antony Ross	OF	2	Lola T200	20:51.056	12	7.217	7.217	84.01	1:42.771	10
3	166	Greg Thornton	OF	3	Titan Mk3/4	20:51.124	12	7.285	0.068	84.00	1:42.054	12
4	33	Pierre Lombardi		1	Brabham BT18	20:52.397	12	8.558	1.273	83.92	1:42.693	9
5	82	Lee Penson		2	Lotus 51A	21:09.352	12	25.513	16.955	82.80	1:44.019	6
6	27	Dick Dixon	OF	4	Lotus 61	21:09.723	12	25.884	0.371	82.77	1:43.589	11
7	87	Ian Jeary		3	Elden Mk8	21:10.825	12	26.986	1.102	82.70	1:44.387	8
8	41	Paul Unsworth	OF	5	Palliser WDF3	21:11.334	12	27.495	0.509	82.67	1:44.298	11
9	77	Chris Sharples	OF	6	Palliser WDF1	21:33.906	12	50.067	22.572	81.23	1:45.045	9
10	14	Phil Nelson	OF	7	Hawke DL2B	21:36.593	12	52.754	2.687	81.06	1:45.206	9
11	93	Rudolf Ernst	OF	8	Titan Mk6	21:36.787	12	52.948	0.194	81.05	1:45.215	9
12	47	Louis Hanjoul	OF	9	Elden Mk8/10	21:38.054	12	54.215	1.267	80.97	1:45.302	11
13	63	Matthew Sturmer	OF	10	Macon MR8	21:59.693	12	1:15.854	21.639	79.64	1:45.375	11
14	18	Bill Cowing	OF	11	Ginetta G18B	22:09.849	12	1:26.010	10.156	79.03	1:48.474	10
15	199	John Evans	OF	12	Lotus 51	22:37.987	12	1:54.148	28.138	77.39	1:49.660	10
16	8	Jean-Michel Clerc		4	Merlyn Mk20A	22:44.067	12	2:00.228	6.080	77.05	1:49.393	11
17	39	Michael Richings	OF	13	Alexis Mk15	21:02.136	11	-- 11 laps	20.474	76.34	1:49.770	2
18	31	John Emery	OF	14	Lola T200	21:06.118	11	3.982	3.982	76.09	1:52.222	8
19	99	Nick Arden	OF	15	Merlyn Mk11A	22:07.932	11	1:05.796	1:01.814	72.55	1:56.411	10
					NOT CLASSIFIED							
DNF	67	Stephen Greenwood	OF		Beattie	19:22.994	11	-- 11 laps		82.84	1:43.963	6
DNF	35	Michael Rasper			Merlyn Mk11A	19:23.054	11	-- 11 laps	0.060	82.83	1:43.826	8
DNF	85	Freddie Lillingston-Price			Merlyn Mk11	14:25.106	6	-- 6 laps --	3:44.067	60.75	1:49.095	4
DSQ	49	Harvey Sykes			Crossle 20F							

FASTEST LAP SUMMARY

NO	DRIVER/S	CLASS	CAR MAKE / MODEL	FASTEST LAP	ON	MPH
166	Greg Thornton	OF	Titan Mk3/4	1:42.054	12	85.82
33	Pierre Lombardi		Brabham BT18	1:42.693	9	85.29

Car 49 disqualified from race, regulation C.2.5 refers.

Session Start: 13:56:41 - Finish: 14:17:23
Weather/Track Conditions: Sunny / Dry
Circuit: Brands Hatch Grand Prix Circuit
Track Length: 3.916 Km - 2.4330 miles

These results are provisional until the conclusion of any judicial and technical matters.

Clerk of the Course:	Timekeeper:	Issued at:
	Nick Palmer	

MST

Printed: 30-06-2018 - 15:26

Legends of Brands Hatch Superprix - 30 Jun - 1 Jul 2018

HSCC Historic Formula Ford supported by Carless Race Fuels with Vital Equipment

Race 2 - Sector Analysis

8	Jean-Michel Clerc ( )								Merlyn Mk20A								
lap	Sect-1	Speed	Sect-2	Speed	Sect-3	Speed	Laptime	Pit	lap	Sect-1	Speed	Sect-2	Speed	Sect-3	Speed	Laptime	Pit
1		86.0	51.227	72.0	26.406	108.2	2:02.222		7	34.870	89.2	52.309	68.9	27.447	105.2	1:54.626	
2	34.065	84.8	49.597	78.1	26.518	106.2	1:50.180		8	35.060	90.1	50.594	75.5	26.541	106.7	1:52.195	
3	34.706	87.1	50.921	75.0	27.135	105.7	1:52.762		9	33.900	88.2	50.546	71.3	26.404	107.2	1:50.850	
4	34.690	87.1	50.510	78.4	26.829	106.2	1:52.029		10	33.694	90.4	49.638	75.1	26.473	105.2	1:49.805	
5	34.141	88.9	50.107	75.9	26.619	106.9	1:50.867		11	33.724	84.2	49.649	77.1	26.020	106.4	1:49.393	
6	34.952	89.4	54.762	70.5	27.019	105.5	1:56.733		12	39.842	69.2	54.513	71.0	28.050	104.5	2:02.405	

14	Phil Nelson (OF)								Hawke DL2B								
lap	Sect-1	Speed	Sect-2	Speed	Sect-3	Speed	Laptime	Pit	lap	Sect-1	Speed	Sect-2	Speed	Sect-3	Speed	Laptime	Pit
1		81.4	49.463	85.4	25.721	106.2	1:58.445		7	33.361	90.0	50.091	86.1	25.870	105.0	1:49.322	
2	33.290	85.0	48.990	86.3	25.175	107.4	1:47.455		8	33.438	90.7	48.453	86.6	25.719	105.4	1:47.610	
3	33.035	90.1	48.902	86.0	25.327	105.9	1:47.264		9	32.716	91.2	47.356	86.0	25.134	106.5	1:45.206	
4	33.495	91.1	48.385	86.6	26.055	104.9	1:47.935		10	32.831	91.0	47.713	85.3	25.467	105.9	1:46.011	
5	33.050	89.5	48.295	85.5	26.043	103.6	1:47.388		11	32.522	91.4	47.700	85.0	25.624	105.7	1:45.846	
6	33.173	90.5	48.540	88.0	25.836	104.1	1:47.549		12	33.239	90.9	47.608	86.2	25.715	104.5	1:46.562	

18	Bill Cowing (OF)								Ginetta G18B								
lap	Sect-1	Speed	Sect-2	Speed	Sect-3	Speed	Laptime	Pit	lap	Sect-1	Speed	Sect-2	Speed	Sect-3	Speed	Laptime	Pit
1		78.3	51.077	78.6	25.784	105.2	2:00.600		7	33.640	86.7	50.586	85.6	25.865	105.9	1:50.091	
2	34.147	90.7	49.759	83.1	26.144	105.9	1:50.050		8	34.035	89.7	49.991	78.4	25.869	107.6	1:49.895	
3	34.373	89.2	50.369	78.3	26.317	105.0	1:51.059		9	33.874	89.7	49.327	82.5	25.996	104.9	1:49.197	
4	33.683	91.1	49.030	84.2	26.266	104.2	1:48.979		10	34.006	90.7	48.455	85.9	26.013	104.4	1:48.474	
5	34.049	90.4	49.475	82.6	26.571	103.9	1:50.095		11	35.073	80.2	50.675	84.6	26.109	105.0	1:51.857	
6	33.623	91.1	48.954	84.6	26.570	103.7	1:49.147		12	34.957	85.1	49.101	84.2	26.347	103.9	1:50.405	

20	Kevin Stanzl (OF)								Crossle 20F								
lap	Sect-1	Speed	Sect-2	Speed	Sect-3	Speed	Laptime	Pit	lap	Sect-1	Speed	Sect-2	Speed	Sect-3	Speed	Laptime	Pit
1		90.1	46.176	86.5	25.034	105.7	1:49.171		7	32.244	92.7	46.328	88.5	25.322	108.4	1:43.894	
2	32.807	89.7	46.331	86.7	24.752	108.1	1:43.890		8	32.086	92.1	45.829	86.3	24.673	107.7	1:42.588	
3	32.265	91.0	46.046	87.2	24.628	107.6	1:42.939		9	32.039	92.5	46.657	87.5	25.271	110.2	1:43.967	
4	32.039	93.1	46.102	88.3	24.757	107.4	1:42.898		10	31.934	91.2	45.622	86.7	25.228	107.9	1:42.784	
5	32.060	92.2	45.810	85.0	24.743	107.0	1:42.613		11	32.591	92.2	45.862	84.6	24.569	108.8	1:43.022	
6	32.082	92.7	45.731	85.0	24.809	107.4	1:42.622		12	31.882	94.2	46.496	78.0	25.073	108.9	1:43.451	

27	Dick Dixon (OF)								Lotus 61								
lap	Sect-1	Speed	Sect-2	Speed	Sect-3	Speed	Laptime	Pit	lap	Sect-1	Speed	Sect-2	Speed	Sect-3	Speed	Laptime	Pit
1		90.1	47.784	74.2	25.807	106.2	1:53.777		7	32.762	91.9	47.233	81.1	25.355	109.1	1:45.350	
2	32.999	90.3	47.182	75.6	25.309	111.5	1:45.490		8	32.853	92.0	47.244	82.1	24.857	110.6	1:44.954	
3	32.987	90.6	46.720	77.6	25.102	110.2	1:44.809		9	32.304	93.3	46.597	78.9	25.158	107.9	1:44.059	
4	32.483	93.5	47.247	82.3	25.564	107.9	1:45.294		10	32.963	91.1	46.828	81.1	24.987	109.7	1:44.778	
5	32.621	92.5	47.161	76.5	26.664	107.7	1:46.446		11	32.218	93.0	46.638	76.7	24.733	113.3	1:43.589	
6	32.538	93.0	46.731	79.2	25.562	108.1	1:44.831		12	35.319	93.4	46.183	81.0	24.844	110.4	1:46.346	

31	John Emery (OF)								Lola T200								
lap	Sect-1	Speed	Sect-2	Speed	Sect-3	Speed	Laptime	Pit	lap	Sect-1	Speed	Sect-2	Speed	Sect-3	Speed	Laptime	Pit
1		80.4	51.323	78.6	27.103	103.3	2:05.746		7	35.297	82.7	53.073	75.8	26.755	104.2	1:55.125	
2	34.964	85.4	51.321	75.0	27.226	104.7	1:53.511		8	34.759	84.5	51.038	77.0	26.425	105.5	1:52.222	
3	34.712	83.6	51.457	74.9	27.222	104.7	1:53.391		9	34.695	82.5	50.853	77.6	27.705	104.7	1:53.253	
4	35.392	84.8	51.833	73.1	27.120	104.2	1:54.345		10	34.484	85.9	53.945	73.6	26.625	104.9	1:55.054	
5	34.911	83.4	51.493	76.6	26.881	103.7	1:53.285		11	34.807	86.5	50.610	75.9	27.073	104.5	1:52.490	
6	35.153	84.2	55.277	73.0	27.266	103.7	1:57.696		12								

33	Pierre Lombardi ( )								Brabham BT18								
lap	Sect-1	Speed	Sect-2	Speed	Sect-3	Speed	Laptime	Pit	lap	Sect-1	Speed	Sect-2	Speed	Sect-3	Speed	Laptime	Pit
1		88.6	47.545	86.0	25.295	107.0	1:52.066		7	32.199	91.9	46.173	86.9	25.069	107.0	1:43.441	
2	33.348	90.9	47.618	86.6	25.427	109.3	1:46.393		8	32.306	90.5	46.627	88.9	24.821	108.9	1:43.754	
3	32.893	90.9	46.496	84.1	25.065	108.9	1:44.454		9	31.992	92.1	45.963	89.3	24.738	109.7	1:42.693	
4	32.194	91.2	46.540	89.8	24.863	108.4	1:43.597		10	32.492	91.4	45.750	89.8	24.726	110.2	1:42.968	
5	32.432	91.7	46.148	89.7	24.933	107.9	1:43.513		11	32.093	92.1	46.489	85.8	24.954	108.4	1:43.536	
6	32.203	91.4	46.127	88.6	24.814	108.2	1:43.144		12	32.169	92.0	45.840	89.3	24.829	109.5	1:42.838	

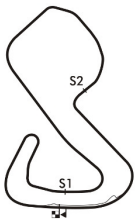

Session Start: 13:56:41 - Finish: 14:17:23
Weather/Track Conditions: Sunny / Dry
Circuit: Brands Hatch Grand Prix Circuit
Track Length: 3.916 Km - 2.4330 miles
Printed: 30-06-2018 - 14:21

Legends of Brands Hatch Superprix - 30 Jun - 1 Jul 2018

HSCC Historic Formula Ford supported by Carless Race Fuels with Vital Equipment

Race 2 - Sector Analysis

35	Michael Rasper ( )								Merlyn Mk11A								
lap	Sect-1	Speed	Sect-2	Speed	Sect-3	Speed	Laptime	Pit	lap	Sect-1	Speed	Sect-2	Speed	Sect-3	Speed	Laptime	Pit
1		84.6	48.096	77.7	25.503	107.6	1:55.281		7	32.630	90.5	47.263	82.7	25.175	112.0	1:45.068	
2	32.802	92.1	47.242	79.3	25.144	112.0	1:45.188		8	32.109	91.5	46.803	75.5	24.914	113.0	1:43.826	
3	33.102	93.0	47.190	76.4	25.117	109.5	1:45.409		9	32.867	91.4	46.741	75.8	25.103	109.5	1:44.711	
4	32.552	92.1	46.756	80.4	25.062	111.7	1:44.370		10	32.698	91.4	46.590	84.1	24.865	109.8	1:44.153	
5	33.241	92.5	47.158	85.7	25.740	109.3	1:46.139		11	32.465	93.1	46.803	85.5	24.989	107.2	1:44.257	
6	32.757	91.0	46.285	81.6	25.610	105.7	1:44.652		12								

39	Michael Richings (OF)								Alexis Mk15								
lap	Sect-1	Speed	Sect-2	Speed	Sect-3	Speed	Laptime	Pit	lap	Sect-1	Speed	Sect-2	Speed	Sect-3	Speed	Laptime	Pit
1		86.0	50.754	70.3	27.391	104.4	2:03.654		7	35.474	80.7	52.064	72.5	27.299	99.2	1:54.837	
2	34.326	83.9	48.964	79.2	26.480	104.5	1:49.770		8	34.786	82.4	50.658	74.3	27.515	97.6	1:52.959	
3	34.518	85.2	50.404	74.7	27.202	102.5	1:52.124		9	35.028	82.3	50.346	75.5	27.857	102.0	1:53.231	
4	34.005	86.5	49.242	77.3	26.724	98.7	1:49.971		10	34.322	83.2	50.209	76.1	27.556	98.9	1:52.087	
5	34.291	83.7	50.406	76.7	27.553	97.2	1:52.250		11	34.397	82.2	50.535	77.1	27.444	96.3	1:52.376	
6	34.679	83.7	1:06.480	73.0	27.718	95.9	2:08.877		12								

41	Paul Unsworth (OF)								Palliser WDF3								
lap	Sect-1	Speed	Sect-2	Speed	Sect-3	Speed	Laptime	Pit	lap	Sect-1	Speed	Sect-2	Speed	Sect-3	Speed	Laptime	Pit
1		87.4	47.251	74.2	25.563	107.2	1:53.843		7	32.971	87.0	47.864	75.9	25.396	106.4	1:46.231	
2	32.788	90.9	47.017	78.0	25.269	108.6	1:45.074		8	33.114	87.0	48.273	76.2	24.961	109.3	1:46.348	
3	33.169	89.4	46.575	79.6	24.932	108.8	1:44.676		9	32.772	89.5	46.768	77.6	25.461	108.6	1:45.001	
4	32.783	90.9	46.769	78.5	25.029	106.9	1:44.581		10	33.202	88.9	48.063	79.3	25.001	109.3	1:46.266	
5	32.617	89.7	46.388	79.6	25.370	105.0	1:44.375		11	32.622	85.9	46.696	78.4	24.980	109.5	1:44.298	
6	32.606	89.4	46.749	77.8	25.270	105.7	1:44.625		12	34.423	87.7	46.694	79.5	24.899	107.2	1:46.016	

47	Louis Hanjoul (OF)								Elden Mk8/10								
lap	Sect-1	Speed	Sect-2	Speed	Sect-3	Speed	Laptime	Pit	lap	Sect-1	Speed	Sect-2	Speed	Sect-3	Speed	Laptime	Pit
1		87.1	48.905	83.5	26.297	103.7	1:57.683		7	33.189	89.1	49.303	77.4	25.589	108.4	1:48.081	
2	33.343	88.5	48.058	83.5	26.002	103.6	1:47.403		8	33.549	90.5	48.210	86.2	26.365	102.2	1:48.124	
3	33.342	87.7	48.055	81.8	26.331	102.2	1:47.728		9	32.863	90.3	46.843	84.6	25.815	104.2	1:45.521	
4	33.437	88.9	48.989	83.5	28.233	104.9	1:50.659		10	33.278	88.5	47.643	82.8	25.639	104.2	1:46.560	
5	33.453	88.6	47.597	84.6	26.790	101.9	1:47.840		11	32.809	89.3	46.916	85.3	25.577	105.5	1:45.302	
6	33.559	90.3	47.361	84.0	25.732	104.2	1:46.652		12	33.358	89.5	47.043	82.3	26.100	102.6	1:46.501	

49	Harvey Sykes ( )								Crossle 20F								
lap	Sect-1	Speed	Sect-2	Speed	Sect-3	Speed	Laptime	Pit	lap	Sect-1	Speed	Sect-2	Speed	Sect-3	Speed	Laptime	Pit
1		91.1	46.427	84.0	25.016	106.5	1:49.800		7	32.484	93.5	47.120	79.3	25.037	110.0	1:44.641	
2	32.807	93.6	46.446	85.4	24.772	110.4	1:44.025		8	32.097	93.3	45.572	85.6	24.485	110.0	1:42.154	
3	32.429	93.1	45.577	85.8	24.449	111.1	1:42.455		9	32.101	93.6	45.950	89.1	24.393	110.6	1:42.444	
4	32.240	94.8	46.060	83.8	24.315	110.9	1:42.615		10	32.358	94.4	45.685	81.6	25.381	107.7	1:43.424	
5	32.345	89.8	45.850	86.0	24.430	110.4	1:42.625		11	32.105	93.9	45.897	82.8	24.860	108.2	1:42.862	
6	32.360	94.3	45.748	84.6	24.626	108.9	1:42.734		12	31.871	94.7	45.646	86.5	24.510	110.2	1:42.027	

63	Matthew Sturmer (OF)								Macon MR8								
lap	Sect-1	Speed	Sect-2	Speed	Sect-3	Speed	Laptime	Pit	lap	Sect-1	Speed	Sect-2	Speed	Sect-3	Speed	Laptime	Pit
1		86.8	49.248	84.8	25.906	104.4	1:58.046		7	33.868	87.2	50.249	83.2	25.778	104.1	1:49.895	
2	33.335	87.1	48.608	84.9	25.649	104.1	1:47.592		8	34.375	86.1	48.876	79.6	25.692	103.1	1:48.943	
3	32.938	88.1	48.284	81.0	26.328	102.3	1:47.550		9	33.279	88.8	48.511	81.2	25.453	104.2	1:47.243	
4	33.793	90.1	48.515	78.6	25.831	102.8	1:48.139		10	33.285	72.1	48.052	85.5	25.487	103.9	1:46.824	
5	33.110	90.0	48.245	83.1	39.815	90.3	2:01.170		11	32.854	88.2	47.251	84.6	25.270	104.9	1:45.375	
6	34.030	83.7	48.111	81.0	25.927	101.9	1:48.068		12	35.931	89.7	49.120	84.5	25.797	103.0	1:50.848	

67	Stephen Greenwood (OF)								Beattie								
lap	Sect-1	Speed	Sect-2	Speed	Sect-3	Speed	Laptime	Pit	lap	Sect-1	Speed	Sect-2	Speed	Sect-3	Speed	Laptime	Pit
1		88.1	47.467	82.3	25.450	106.7	1:54.312		7	32.170	92.7	48.016	86.0	24.924	107.4	1:45.110	
2	33.342	88.7	47.388	84.9	25.273	107.9	1:46.003		8	32.140	92.0	47.150	87.2	25.265	106.9	1:44.555	
3	32.561	93.3	47.008	86.5	25.131	108.1	1:44.700		9	32.338	92.2	47.699	82.5	25.227	106.7	1:45.264	
4	32.121	93.1	46.914	84.1	25.574	109.5	1:44.609		10	32.546	91.9	46.462	88.1	25.243	107.2	1:44.251	
5	32.611	92.6	46.988	80.6	25.987	106.4	1:45.586		11	32.315	92.7	46.937	87.0	25.389	106.4	1:44.641	
6	32.015	93.0	46.973	87.3	24.975	107.2	1:43.963		12								

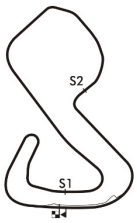

Session Start: 13:56:41 - Finish: 14:17:23
Weather/Track Conditions: Sunny / Dry
Circuit: Brands Hatch Grand Prix Circuit
Track Length: 3.916 Km - 2.4330 miles
Printed: 30-06-2018 - 14:21

MST
Results: www.mstworld.com. Live Timing: https://livetiming.getraceresults.com/mst. Email: timing@mstworld.com

Legends of Brands Hatch Superprix - 30 Jun - 1 Jul 2018

HSCC Historic Formula Ford supported by Carless Race Fuels with Vital Equipment

Race 2 - Sector Analysis

77 Chris Sharples (OF) — Palliser WDF1

lap	Sect-1	Speed	Sect-2	Speed	Sect-3	Speed	Laptime	Pit	lap	Sect-1	Speed	Sect-2	Speed	Sect-3	Speed	Laptime	Pit
1		83.4	50.877	76.3	26.100	107.2	2:01.189		7	33.556	91.0	49.861	77.5	25.538	108.6	1:48.955	
2	33.863	91.0	47.897	79.8	25.848	107.9	1:47.608		8	33.411	91.7	47.257	80.8	25.639	105.9	1:46.307	
3	33.165	90.3	47.477	79.5	25.726	107.6	1:46.368		9	32.787	91.1	46.990	83.1	25.268	107.2	1:45.045	
4	32.714	91.7	48.352	73.5	26.493	108.2	1:47.559		10	33.056	89.9	46.985	82.9	25.256	106.5	1:45.297	
5	32.629	91.7	48.062	69.4	27.834	99.7	1:48.525		11	32.713	90.0	47.369	82.1	25.124	107.0	1:45.206	
6	32.684	91.0	47.225	74.8	25.527	108.2	1:45.436		12	33.413	87.8	47.451	79.8	25.547	105.5	1:46.411	

82 Lee Penson ( ) — Lotus 51A

lap	Sect-1	Speed	Sect-2	Speed	Sect-3	Speed	Laptime	Pit	lap	Sect-1	Speed	Sect-2	Speed	Sect-3	Speed	Laptime	Pit
1		90.3	48.819	78.6	25.108	111.3	1:55.623		7	32.380	91.5	47.733	80.8	24.787	112.8	1:44.900	
2	32.708	92.5	47.377	77.8	25.031	113.3	1:45.116		8	32.358	89.3	47.362	78.6	24.749	112.4	1:44.469	
3	32.455	91.6	47.204	79.7	24.842	112.8	1:44.501		9	32.430	91.2	47.073	77.1	25.771	104.7	1:45.274	
4	32.297	92.1	47.339	81.3	25.040	113.5	1:44.676		10	32.592	87.9	46.838	83.7	24.707	110.6	1:44.137	
5	32.801	93.9	46.990	78.4	25.849	110.6	1:45.640		11	32.512	93.1	47.558	78.8	24.784	112.6	1:44.854	
6	31.996	93.8	47.109	85.3	24.914	111.7	1:44.019		12	34.362	91.5	46.861	80.4	24.920	108.4	1:46.143	

85 Freddie Lillingston-Price ( ) — Merlyn Mk11

lap	Sect-1	Speed	Sect-2	Speed	Sect-3	Speed	Laptime	Pit	lap	Sect-1	Speed	Sect-2	Speed	Sect-3	Speed	Laptime	Pit
1		80.0	51.452	70.5	26.521	107.2	2:03.107		4	34.769	88.1	48.618	79.8	25.708	105.9	1:49.095	
2	34.332	86.1	48.829	77.9	26.222	110.2	1:49.383		5	34.341	85.4	49.501	77.6	26.108	105.7	1:49.950	
3	34.828	88.1	49.264	81.6	25.728	107.7	1:49.820		6	34.579	88.6	1:45.222	47.6	In		5:03.751	P

87 Ian Jeary ( ) — Elden Mk8

lap	Sect-1	Speed	Sect-2	Speed	Sect-3	Speed	Laptime	Pit	lap	Sect-1	Speed	Sect-2	Speed	Sect-3	Speed	Laptime	Pit
1		86.8	47.813	80.8	25.435	107.4	1:54.697		7	33.021	90.5	47.317	82.9	25.226	108.8	1:45.564	
2	32.752	91.6	46.713	73.4	25.451	110.4	1:44.916		8	32.538	91.7	46.637	86.0	25.212	106.2	1:44.387	
3	32.947	91.5	46.679	77.3	25.342	107.9	1:44.968		9	32.557	90.5	46.713	86.2	25.188	108.2	1:44.458	
4	32.304	91.9	47.537	82.8	25.370	110.2	1:45.211		10	32.862	91.5	46.756	82.4	25.146	108.9	1:44.764	
5	32.845	91.5	47.627	82.4	25.846	108.2	1:46.318		11	32.490	90.4	47.029	87.5	25.262	105.9	1:44.781	
6	32.699	90.5	46.881	81.9	25.363	108.9	1:44.943		12	34.126	91.2	46.619	83.7	25.073	106.7	1:45.818	

93 Rudolf Ernst (OF) — Titan Mk6

lap	Sect-1	Speed	Sect-2	Speed	Sect-3	Speed	Laptime	Pit	lap	Sect-1	Speed	Sect-2	Speed	Sect-3	Speed	Laptime	Pit
1		85.2	49.820	76.4	25.775	106.9	1:59.139		7	33.491	88.6	50.095	82.4	25.714	107.0	1:49.300	
2	33.365	89.8	48.766	74.0	25.701	107.6	1:47.832		8	34.298	84.7	47.820	83.0	25.450	108.2	1:47.568	
3	33.198	88.9	48.028	77.6	25.459	107.4	1:46.685		9	32.830	89.2	47.436	81.6	24.949	110.4	1:45.215	
4	33.591	88.4	48.660	76.7	26.349	106.7	1:48.600		10	32.877	88.8	47.848	76.9	25.534	100.2	1:46.259	
5	32.650	89.5	48.170	80.8	26.207	103.3	1:47.027		11	33.113	90.5	47.516	83.6	25.188	107.6	1:45.817	
6	32.686	89.8	48.840	83.5	25.473	105.7	1:46.999		12	33.533	90.0	47.385	80.3	25.428	106.7	1:46.346	

96 Antony Ross (OF) — Lola T200

lap	Sect-1	Speed	Sect-2	Speed	Sect-3	Speed	Laptime	Pit	lap	Sect-1	Speed	Sect-2	Speed	Sect-3	Speed	Laptime	Pit
1		90.1	47.631	82.9	25.112	111.1	1:52.243		7	32.199	92.6	46.260	86.5	25.189	108.2	1:43.648	
2	32.824	90.7	46.918	85.4	25.155	108.6	1:44.897		8	32.468	92.1	46.769	85.6	25.080	108.8	1:44.317	
3	32.710	93.5	46.794	80.8	25.060	108.8	1:44.564		9	32.047	92.7	46.107	84.8	24.660	109.8	1:42.814	
4	32.111	93.5	46.084	84.6	24.885	108.4	1:43.080		10	32.149	92.9	45.739	78.6	24.883	109.7	1:42.771	
5	32.442	93.0	46.053	83.1	24.870	107.6	1:43.365		11	32.247	92.6	46.437	84.3	24.899	107.2	1:43.583	
6	31.950	93.3	45.975	84.7	24.851	107.2	1:42.776		12	32.229	93.4	45.907	86.5	24.862	108.6	1:42.998	

99 Nick Arden (OF) — Merlyn Mk11A

lap	Sect-1	Speed	Sect-2	Speed	Sect-3	Speed	Laptime	Pit	lap	Sect-1	Speed	Sect-2	Speed	Sect-3	Speed	Laptime	Pit
1		82.2	54.108	67.2	28.148	101.4	2:11.309		7	38.772	82.8	57.897	72.2	29.151	87.6	2:05.820	
2	38.430	77.8	54.077	69.2	28.182	102.6	2:00.689		8	38.982	82.7	54.792	75.1	27.238	99.3	2:01.012	
3	37.530	83.2	53.745	73.2	27.430	101.6	1:58.705		9	37.409	80.3	56.302	69.9	27.439	103.7	2:01.150	
4	37.154	84.0	52.998	74.6	27.234	102.5	1:57.386		10	36.626	80.7	52.329	75.6	27.456	96.5	1:56.411	
5	36.999	83.9	52.453	73.4	27.210	103.1	1:56.662		11	39.238	81.2	53.042	76.2	27.553	102.8	1:59.833	
6	37.002	86.9	54.892	71.5	27.061	103.6	1:58.955		12								

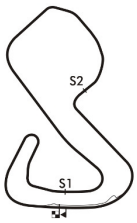

Session Start: 13:56:41 - Finish: 14:17:23
Weather/Track Conditions: Sunny / Dry
Circuit: Brands Hatch Grand Prix Circuit
Track Length: 3.916 Km - 2.4330 miles
Printed: 30-06-2018 - 14:21

Legends of Brands Hatch Superprix - 30 Jun - 1 Jul 2018

HSCC Historic Formula Ford supported by Carless Race Fuels with Vital Equipment

Race 2 - Sector Analysis

166	Greg Thornton (OF)								Titan Mk3/4								
lap	Sect-1	Speed	Sect-2	Speed	Sect-3	Speed	Laptime	Pit	lap	Sect-1	Speed	Sect-2	Speed	Sect-3	Speed	Laptime	Pit
1		86.8	47.540	76.1	25.025	110.2	1:52.490		7	32.376	92.0	46.399	81.4	25.842	102.8	1:44.617	
2	33.186	87.2	46.742	83.3	25.025	110.2	1:44.953		8	32.581	85.9	46.098	84.5	24.782	109.5	1:43.461	
3	32.871	91.9	46.585	74.1	24.917	111.7	1:44.373		9	32.393	91.7	45.897	81.7	24.476	111.1	1:42.766	
4	32.321	91.4	46.078	79.2	24.641	108.9	1:43.040		10	32.509	91.9	45.610	77.6	25.049	109.7	1:43.168	
5	32.835	92.1	45.894	79.5	24.705	105.4	1:43.434		11	31.912	93.6	47.039	84.1	25.117	107.0	1:44.068	
6	32.542	89.7	45.582	79.5	24.576	109.5	1:42.700		12	31.760	92.4	45.770	78.9	24.524	109.1	1:42.054	

199	John Evans (OF)								Lotus 51								
lap	Sect-1	Speed	Sect-2	Speed	Sect-3	Speed	Laptime	Pit	lap	Sect-1	Speed	Sect-2	Speed	Sect-3	Speed	Laptime	Pit
1		85.0	51.032	71.7	26.857	106.4	2:03.956		7	34.997	85.4	52.550	70.8	26.872	106.0	1:54.419	
2	35.202	84.8	50.319	72.2	26.945	108.1	1:52.466		8	34.721	89.3	50.302	69.4	26.406	107.4	1:51.429	
3	34.320	88.7	50.779	67.6	26.696	108.1	1:51.795		9	34.441	87.3	49.683	72.1	26.303	106.9	1:50.427	
4	34.373	90.9	49.612	73.2	26.595	107.4	1:50.580		10	33.853	90.4	49.606	72.8	26.201	106.9	1:49.660	
5	34.279	88.9	49.357	73.5	26.501	106.4	1:50.137		11	33.874	88.4	49.901	73.4	26.285	106.4	1:50.060	
6	34.624	88.2	54.680	72.6	26.761	105.5	1:56.065		12	36.090	76.8	54.530	73.2	26.373	105.4	1:56.993	

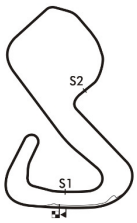

Session Start: 13:56:41 - Finish: 14:17:23
Weather/Track Conditions: Sunny / Dry
Circuit: Brands Hatch Grand Prix Circuit
Track Length: 3.916 Km - 2.4330 miles
Printed: 30-06-2018 - 14:21

Legends of Brands Hatch Superprix - 30 Jun - 1 Jul 2018

HSCC Historic Formula Ford supported by Carless Race Fuels with Vital Equipment

Race 2 - Best Sector Times

	SECTOR 1			SECTOR 2			SECTOR 3		
	NO	TIME	LAP	NO	TIME	LAP	NO	TIME	LAP
1	166	31.760	12	49	45.572	8	49	24.315	4
2	49	31.871	12	166	45.582	6	166	24.476	9
3	20	31.882	12	20	45.622	10	20	24.569	11
4	96	31.950	6	96	45.739	10	96	24.660	9
5	33	31.992	9	33	45.750	10	82	24.707	10
6	82	31.996	6	27	46.183	12	33	24.726	10
7	67	32.015	6	35	46.285	6	27	24.733	11
8	35	32.109	8	41	46.388	5	35	24.865	10
9	27	32.218	11	67	46.462	10	41	24.899	12
10	87	32.304	4	87	46.619	12	67	24.924	7
11	14	32.522	11	82	46.838	10	93	24.949	9
12	41	32.606	6	47	46.843	9	87	25.073	12
13	77	32.629	5	77	46.985	10	77	25.124	11
14	93	32.650	5	63	47.251	11	14	25.134	9
15	47	32.809	11	14	47.356	9	63	25.270	11
16	63	32.854	11	93	47.385	12	47	25.577	11
17	18	33.623	6	18	48.455	10	85	25.708	4
18	8	33.694	10	85	48.618	4	18	25.784	1
19	199	33.853	10	39	48.964	2	8	26.020	11
20	39	34.005	4	199	49.357	5	199	26.201	10
21	85	34.332	2	8	49.597	2	31	26.425	8
22	31	34.484	10	31	50.610	11	39	26.480	2
23	99	36.626	10	99	52.329	10	99	27.061	6

IDEAL / BEST LAP COMPARISON

NO	NAME	BEST	IN	IDEAL	DIFF
49	Harvey Sykes	1:42.027	12	1:41.758	+0.269
166	Greg Thornton	1:42.054	12	1:41.818	+0.236
20	Kevin Stanzl	1:42.588	8	1:42.073	+0.515
33	Pierre Lombardi	1:42.693	9	1:42.468	+0.225
96	Antony Ross	1:42.771	10	1:42.349	+0.422
27	Dick Dixon	1:43.589	11	1:43.134	+0.455
82	Lee Penson	1:44.019	6	1:43.541	+0.478
41	Paul Unsworth	1:44.298	11	1:43.893	+0.405
87	Ian Jeary	1:44.387	8	1:43.996	+0.391
77	Chris Sharples	1:45.045	9	1:44.738	+0.307
14	Phil Nelson	1:45.206	9	1:45.012	+0.194
93	Rudolf Ernst	1:45.215	9	1:44.984	+0.231
47	Louis Hanjoul	1:45.302	11	1:45.229	+0.073
63	Matthew Sturmer	1:45.375	11	1:45.375	+0.000
18	Bill Cowing	1:48.474	10	1:47.862	+0.612
8	Jean-Michel Clerc	1:49.393	11	1:49.311	+0.082
199	John Evans	1:49.660	10	1:49.411	+0.249
39	Michael Richings	1:49.770	2	1:49.449	+0.321
31	John Emery	1:52.222	8	1:51.519	+0.703
99	Nick Arden	1:56.411	10	1:56.016	+0.395
35	Michael Rasper	1:43.826	8	1:43.259	+0.567
67	Stephen Greenwood	1:43.963	6	1:43.401	+0.562
85	Freddie Lillingston-F	1:49.095	4	1:48.658	+0.437

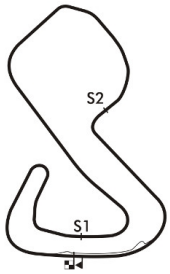

Session Start: 13:56:41 - Finish: 14:17:23
Weather/Track Conditions: Sunny / Dry
Circuit: Brands Hatch Grand Prix Circuit
Track Length: 3.916 Km - 2.4330 miles

Printed: 30-06-2018 - 14:22

Legends of Brands Hatch Superprix - 30 Jun - 1 Jul 2018

HSCC Historic Formula Ford supported by Carless Race Fuels with Vital Equipment

Race 2 - Best Sector Speeds

	NO	SECTOR 1	MPH	NO	SECTOR 2	MPH	NO	SECTOR 3	MPH
1	49	Harvey Sykes	94.8	33	Pierre Lombardi	89.8	82	Lee Penson	113.5
2	20	Kevin Stanzl	94.2	49	Harvey Sykes	89.1	27	Dick Dixon	113.3
3	82	Lee Penson	93.9	20	Kevin Stanzl	88.5	35	Michael Rasper	113.0
4	166	Greg Thornton	93.6	67	Stephen Greenwood	88.1	166	Greg Thornton	111.7
5	27	Dick Dixon	93.5	14	Phil Nelson	88.0	49	Harvey Sykes	111.1
6	96	Antony Ross	93.5	87	Ian Jeary	87.5	96	Antony Ross	111.1
7	67	Stephen Greenwood	93.3	96	Antony Ross	86.5	87	Ian Jeary	110.4
8	35	Michael Rasper	93.1	47	Louis Hanjoul	86.2	93	Rudolf Ernst	110.4
9	33	Pierre Lombardi	92.1	18	Bill Cowing	85.9	20	Kevin Stanzl	110.2
10	87	Ian Jeary	91.9	35	Michael Rasper	85.7	33	Pierre Lombardi	110.2
11	77	Chris Sharples	91.7	63	Matthew Sturmer	85.5	85	Freddie Lillingston-Price	110.2
12	14	Phil Nelson	91.4	82	Lee Penson	85.3	41	Paul Unsworth	109.5
13	18	Bill Cowing	91.1	166	Greg Thornton	84.5	67	Stephen Greenwood	109.5
14	41	Paul Unsworth	90.9	93	Rudolf Ernst	83.6	77	Chris Sharples	108.6
15	199	John Evans	90.9	77	Chris Sharples	83.1	47	Louis Hanjoul	108.4
16	47	Louis Hanjoul	90.5	27	Dick Dixon	82.3	8	Jean-Michel Clerc	108.2
17	93	Rudolf Ernst	90.5	85	Freddie Lillingston-Price	81.6	199	John Evans	108.1
18	8	Jean-Michel Clerc	90.4	41	Paul Unsworth	79.6	18	Bill Cowing	107.6
19	63	Matthew Sturmer	90.1	39	Michael Richings	79.2	14	Phil Nelson	107.4
20	85	Freddie Lillingston-Price	88.6	31	John Emery	78.6	31	John Emery	105.5
21	99	Nick Arden	86.9	8	Jean-Michel Clerc	78.4	63	Matthew Sturmer	104.9
22	31	John Emery	86.5	99	Nick Arden	76.2	39	Michael Richings	104.5
23	39	Michael Richings	86.5	199	John Evans	73.5	99	Nick Arden	103.7

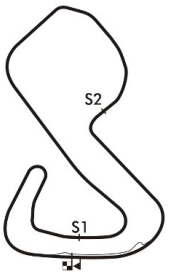

Session Start: 13:56:41 - Finish: 14:17:23
Weather/Track Conditions: Sunny / Dry
Circuit: Brands Hatch Grand Prix Circuit
Track Length: 3.916 Km - 2.4330 miles

Printed: 30-06-2018 - 14:22

Legends of Brands Hatch Superprix - 30 Jun - 1 Jul 2018

HSCC Historic Formula Ford supported by Carless Race Fuels with Vital Equipment

Race 2 - Lap Chart

Lap 1			Lap 2			Lap 3			Lap 4			Lap 5			Lap 6		
NO	Behind	Laptime	NO	Behind	Laptime	NO	Behind	Laptime	NO	Behind	Laptime	NO	Behind	Laptime	NO	Behind	Laptime
20		1:49.171	20		1:43.890	20		1:42.939	49		1:42.615	20		1:42.613	20		1:42.622
49	0.629	1:49.800	49	0.764	1:44.025	49	0.280	1:42.455	20	0.003	1:42.898	49	0.009	1:42.625	49	0.121	1:42.734
33	2.895	1:52.066	96	4.079	1:44.897	96	5.704	1:44.564	96	5.889	1:43.080	96	6.638	1:43.365	96	6.792	1:42.776
96	3.072	1:52.243	166	4.382	1:44.953	166	5.816	1:44.373	166	5.961	1:43.040	166	6.779	1:43.434	166	6.857	1:42.700
166	3.319	1:52.490	33	5.398	1:46.393	33	6.913	1:44.454	33	7.615	1:43.597	33	8.512	1:43.513	33	9.034	1:43.144
27	4.606	1:53.777	41	5.856	1:45.074	41	7.593	1:44.676	41	9.279	1:44.581	41	11.038	1:44.375	41	13.041	1:44.625
41	4.672	1:53.843	27	6.206	1:45.490	27	8.076	1:44.809	27	10.475	1:45.294	67	13.699	1:45.586	67	15.040	1:43.963
67	5.141	1:54.312	87	6.552	1:44.916	87	8.581	1:44.968	67	10.729	1:44.609	82	14.045	1:45.640	82	15.442	1:44.019
87	5.526	1:54.697	67	7.254	1:46.003	67	9.015	1:44.700	87	10.897	1:45.211	27	14.305	1:46.446	27	16.514	1:44.831
35	6.110	1:55.281	35	7.408	1:45.188	82	9.240	1:44.501	82	11.021	1:44.676	87	14.599	1:46.318	35	16.906	1:44.652
82	6.452	1:55.623	82	7.678	1:45.116	35	9.878	1:45.409	35	11.353	1:44.370	35	14.876	1:46.139	87	16.920	1:44.943
47	8.512	1:57.683	47	12.025	1:47.403	47	16.814	1:47.728	14	22.204	1:47.935	14	26.976	1:47.388	14	31.903	1:47.549
63	8.875	1:58.046	63	12.577	1:47.592	14	17.164	1:47.264	63	22.432	1:48.139	93	27.772	1:47.027	93	32.149	1:46.999
14	9.274	1:58.445	14	12.839	1:47.455	63	17.188	1:47.550	93	23.361	1:48.600	77	29.738	1:48.525	77	32.552	1:45.436
93	9.968	1:59.139	93	13.910	1:47.832	93	17.656	1:46.685	77	23.829	1:47.559	47	29.802	1:47.840	47	33.832	1:46.652
18	11.429	2:00.600	77	15.736	1:47.608	77	19.165	1:46.368	47	24.578	1:50.659	18	39.272	1:50.095	18	45.797	1:49.147
77	12.018	2:01.189	18	17.589	1:50.050	18	25.709	1:51.059	18	31.793	1:48.979	85	39.844	1:49.950	63	46.432	1:48.068
8	13.051	2:02.222	8	19.341	1:50.180	85	26.310	1:49.820	85	32.510	1:49.095	63	40.986	2:01.170	8	1:00.660	1:56.733
85	13.936	2:03.107	85	19.429	1:49.383	8	29.164	1:52.762	39	36.624	1:49.971	39	46.258	1:52.250	199	1:00.866	1:56.065
39	14.483	2:03.654	39	20.363	1:49.770	39	29.548	1:52.124	8	38.298	1:52.029	8	46.549	1:50.867	39	1:12.513	2:08.877
199	14.785	2:03.956	199	23.361	1:52.466	199	32.217	1:51.795	199	39.902	1:50.580	199	47.423	1:50.137	31	1:13.841	1:57.696
31	16.575	2:05.746	31	26.196	1:53.511	31	36.648	1:53.391	31	48.098	1:54.345	31	58.767	1:53.285	99	1:39.573	1:58.955
99	22.138	2:11.309	99	38.937	2:00.689	99	54.703	1:58.705	99	1:09.194	1:57.386	99	1:23.240	1:56.662			

Session Start: 13:56:41 - Finish: 14:17:23
Weather/Track Conditions: Sunny / Dry
Circuit: Brands Hatch Grand Prix Circuit
Track Length: 3.916 Km - 2.4330 miles
Printed: 30-06-2018 - 14:23

MST
Results: www.mstworld.com. Live Timing: https://livetiming.getraceresults.com/mst. Email: timing@mstworld.com

Legends of Brands Hatch Superprix - 30 Jun - 1 Jul 2018

HSCC Historic Formula Ford supported by Carless Race Fuels with Vital Equipment

Race 2 - Lap Chart

Lap 7			Lap 8			Lap 9			Lap 10			Lap 11			Lap 12		
NO	Behind	Laptime	NO	Behind	Laptime	NO	Behind	Laptime	NO	Behind	Laptime	NO	Behind	Laptime	NO	Behind	Laptime
20		1:43.894	20		1:42.588	49		1:42.444	49		1:43.424	49		1:42.862	49		1:42.027
49	0.868	1:44.641	49	0.434	1:42.154	20	1.089	1:43.967	20	0.449	1:42.784	20	0.609	1:43.022	20	2.033	1:43.451
96	6.546	1:43.648	96	8.275	1:44.317	96	8.211	1:42.814	39	1 LAP	1:53.231	96	8.279	1:43.583	96	9.250	1:42.998
166	7.580	1:44.617	166	8.453	1:43.461	166	8.341	1:42.766	31	1 LAP	1:53.253	166	9.291	1:44.068	166	9.318	1:42.054
33	8.581	1:43.441	33	9.747	1:43.754	33	9.562	1:42.693	96	7.558	1:42.771	33	9.780	1:43.536	33	10.591	1:42.838
41	15.378	1:46.231	67	18.223	1:44.555	67	20.609	1:45.264	166	8.085	1:43.168	39	1 LAP	1:52.087	39	1 LAP	1:52.376
67	16.256	1:45.110	82	18.329	1:44.469	82	20.725	1:45.274	33	9.106	1:42.968	31	1 LAP	1:55.054	31	1 LAP	1:52.490
82	16.448	1:44.900	99	1 LAP	2:05.820	35	21.151	1:44.711	67	21.436	1:44.251	67	23.215	1:44.641	82	27.546	1:46.143
27	17.970	1:45.350	41	19.138	1:46.348	41	21.261	1:45.001	82	21.438	1:44.137	35	23.275	1:44.257	27	27.917	1:46.346
35	18.080	1:45.068	35	19.318	1:43.826	27	21.517	1:44.059	35	21.880	1:44.153	82	23.430	1:44.854	87	29.019	1:45.818
87	18.590	1:45.564	27	20.336	1:44.954	87	21.969	1:44.458	27	22.871	1:44.778	27	23.598	1:43.589	41	29.528	1:46.016
14	37.331	1:49.322	87	20.389	1:44.387	99	1 LAP	2:01.012	87	23.309	1:44.764	87	25.228	1:44.781	77	52.100	1:46.411
93	37.555	1:49.300	85	2 LAPS	5:03.751	77	43.499	1:45.045	41	24.103	1:46.266	41	25.539	1:44.298	14	54.787	1:46.562
77	37.613	1:48.955	77	41.332	1:46.307	14	44.681	1:45.206	77	45.372	1:45.297	77	47.716	1:45.206	93	54.981	1:46.346
47	38.019	1:48.081	14	42.353	1:47.610	93	44.872	1:45.215	14	47.268	1:46.011	14	50.252	1:45.846	47	56.248	1:46.501
18	51.994	1:50.091	93	42.535	1:47.568	47	46.198	1:45.521	93	47.707	1:46.259	93	50.662	1:45.817	63	1:17.887	1:50.848
63	52.433	1:49.895	47	43.555	1:48.124	63	1:03.153	1:47.243	47	49.334	1:46.560	47	51.774	1:45.302	99	1 LAP	1:59.833
199	1:11.391	1:54.419	63	58.788	1:48.943	18	1:05.620	1:49.197	99	1 LAP	2:01.150	99	1 LAP	1:56.411	18	1:28.043	1:50.405
8	1:11.392	1:54.626	18	59.301	1:49.895	199	1:27.781	1:50.427	63	1:06.553	1:46.824	63	1:09.066	1:45.375	199	1:56.181	1:56.993
39	1:23.456	1:54.837	199	1:20.232	1:51.429	8	1:28.971	1:50.850	18	1:10.670	1:48.474	18	1:19.665	1:51.857	8	2:02.261	2:02.405
31	1:25.072	1:55.125	8	1:20.999	1:52.195				199	1:34.017	1:49.660	199	1:41.215	1:50.060			
			39	1:33.827	1:52.959				8	1:35.352	1:49.805	8	1:41.883	1:49.393			
			31	1:34.706	1:52.222												

Session Start: 13:56:41 - Finish: 14:17:23
Weather/Track Conditions: Sunny / Dry
Circuit: Brands Hatch Grand Prix Circuit
Track Length: 3.916 Km - 2.4330 miles
Printed: 30-06-2018 - 14:23

Results: www.mstworld.com. Live Timing: https://livetiming.getraceresults.com/mst. Email: timing@mstworld.com

Legends of Brands Hatch Superprix - 30 Jun - 1 Jul 2018

HSCC Historic Formula Ford supported by Carless Race Fuels with Vital Equipment

Race 8 - Starting Grid - AMENDED v2

Sheet No:

Start Time : 17:35 - Heat Duration : 20 Minutes

ROW			
19	37	39	Michael Richings
18	35	199	John Evans
17	33	63	Matthew Sturmer
16	31	93	Rudolf Ernst
15	29	77	Chris Sharples
14	27	87	Ian Jeary
13	25	82	Lee Penson
12	23	166	Greg Thornton
11	21	20	Kevin Stanzl
10	19	13	Stuart Kestenbaum
9	17	22	Tim Brise
8	15	89	Ted Pearson
7	13	88	Chris Stuart
6	11	4	Maxim Bartell
5	9	36	Rob Smith
4	7	17	Brian Morris
3	5	43	Callum Grant
2	3	64	Benjamin Tusting
1	1	24	Ben Mitchell
	38	31	John Emery
	36	8	Jean-Michel Clerc
	34	18	Bill Cowing
	32	47	Louis Hanjoul
	30	14	Phil Nelson
	28	41	Paul Unsworth
	26	27	Dick Dixon
	24	33	Pierre Lombardi
	22	96	Antony Ross
	20	66	Andrew Wiggins
	18	21	Ross Drybrough
	16	69	Tiff Needell
	14	70	Daniel Stanzl
	12	15	Matthew Wrigley
	10	37	Will Nuthall
	8	73	Ed Thurston
	6	1	Richard Tarling
	4	40	Sam Mitchell
	2	7	Cameron Jackson

Pole Right

Reserves - 1st - 99; 2nd - 67; 3rd - 35. Car 49 withdrawn.

Circuit: Brands Hatch Grand Prix Circuit
Track Length: 3.916 Km - 2.4330 miles

These results are provisional until the conclusion of any judicial and technical matters.

Clerk of the Course:	Timekeeper:	Issued at:
	Nick Palmer	

MST

Printed : 30-06-2018 - 15:35

Legends of Brands Hatch Superprix - 30 Jun - 1 Jul 2018

HSCC Historic Formula Ford supported by Carless Race Fuels with Vital Equipment

Race 8 - Classification

Sheet No:

POS	NO	DRIVER/S	CLASS	CLASS POS	CAR MAKE / MODEL	TIME	LAPS	GAP	DIFF	MPH	BEST	ON
1	1	Richard Tarling		1	Jamun T2	21:39.436	13	-- 13 laps		87.62	1:38.711	9
2	7	Cameron Jackson		2	Lola T200	21:41.884	13	2.448	2.448	87.46	1:38.848	7
3	24	Ben Mitchell		3	Merlyn Mk20	21:43.265	13	3.829	1.381	87.36	1:38.232	8
4	43	Callum Grant		4	Merlyn Mk20A	21:47.325	13	7.889	4.060	87.09	1:38.980	3
5	73	Ed Thurston		5	Elden Mk8	21:54.197	13	14.761	6.872	86.64	1:39.713	4
6	4	Maxim Bartell		6	Merlyn Mk20A	22:04.587	13	25.151	10.390	85.96	1:40.504	4
7	40	Sam Mitchell		7	Merlyn Mk20	22:07.805	13	28.369	3.218	85.75	1:38.551	3
8	15	Matthew Wrigley		8	Lotus 59/69	22:10.311	13	30.875	2.506	85.59	1:40.626	8
9	37	Will Nuthall		9	Jamun T2	22:11.370	13	31.934	1.059	85.52	1:40.385	12
10	69	Tiff Needell	OF	1	Lotus 69F	22:11.468	13	32.032	0.098	85.51	1:40.519	12
11	89	Ted Pearson	OF	2	Merlyn Mk11/17	22:13.809	13	34.373	2.341	85.36	1:40.639	6
12	70	Daniel Stanzl		10	Elden Mk8	22:13.994	13	34.558	0.185	85.35	1:40.815	4
13	17	Brian Morris	OF	3	Lola T202	22:14.069	13	34.633	0.075	85.35	1:40.789	5
14	88	Chris Stuart	OF	4	Crossle 16F	22:20.552	13	41.116	6.483	84.94	1:41.398	9
15	96	Antony Ross	OF	5	Lola T200	22:25.761	13	46.325	5.209	84.61	1:41.492	8
16	22	Tim Brise	OF	6	Merlyn Mk20	22:28.016	13	48.580	2.255	84.46	1:41.925	4
17	13	Stuart Kestenbaum	OF	7	Crossle 16F	22:28.297	13	48.861	0.281	84.44	1:41.767	8
18	36	Rob Smith	OF	8	Merlyn Mk20	22:28.315	13	48.879	0.018	84.44	1:40.178	13
19	66	Andrew Wiggins	OF	9	Titan Mk6	22:28.904	13	49.468	0.589	84.41	1:41.714	8
20	21	Ross Drybrough		11	Merlyn Mk20AS	22:29.011	13	49.575	0.107	84.40	1:42.023	3
21	166	Greg Thornton	OF	10	Titan Mk3/4	22:37.832	13	58.396	8.821	83.85	1:41.439	10
22	20	Kevin Stanzl	OF	11	Crossle 20F	22:38.816	13	59.380	0.984	83.79	1:43.003	5
23	33	Pierre Lombardi		12	Brabham BT18	22:40.085	13	1:00.649	1.269	83.72	1:41.842	10
24	27	Dick Dixon	OF	12	Lotus 61	22:54.427	13	1:14.991	14.342	82.84	1:43.799	12
25	82	Lee Penson		13	Lotus 51A	22:54.497	13	1:15.061	0.070	82.83	1:43.546	12
26	41	Paul Unsworth	OF	13	Palliser WDF3	22:54.602	13	1:15.166	0.105	82.83	1:43.270	11
27	77	Chris Sharples	OF	14	Palliser WDF1	22:55.122	13	1:15.686	0.520	82.80	1:43.435	11
28	87	Ian Jeary		14	Elden Mk8	23:13.637	13	1:34.201	18.515	81.70	1:45.861	11
29	93	Rudolf Ernst	OF	15	Titan Mk6	23:15.896	13	1:36.460	2.259	81.57	1:44.538	6
30	14	Phil Nelson	OF	16	Hawke DL2B	21:42.362	12	-- 12 laps	12.516	80.70	1:45.746	5
31	63	Matthew Sturmer	OF	17	Macon MR8	21:56.673	12	14.311	14.311	79.82	1:45.185	12
32	199	John Evans	OF	18	Lotus 51	22:42.908	12	1:00.546	46.235	77.11	1:50.109	7
33	8	Jean-Michel Clerc		15	Merlyn Mk20A	22:50.025	12	1:07.663	7.117	76.71	1:50.098	12
34	39	Michael Richings	OF	19	Alexis Mk15	23:04.556	12	1:22.194	14.531	75.91	1:52.258	4
35	99	Nick Arden	OF	20	Merlyn Mk11A	22:55.950	11	-- 11 laps	1:47.423	70.02	1:57.073	3
					NOT CLASSIFIED							
DNF	64	Benjamin Tusting			Merlyn Mk20A	10:07.493	6	-- 6 laps --		86.51	1:39.504	3
DNF	47	Louis Hanjoul	OF		Elden Mk8/10	10:11.521	5	-- 5 laps --	1:44.245	71.61	1:50.119	4
DNF	18	Bill Cowing	OF		Ginetta G18B	8:01.728	4	-- 4 laps --	14.067	72.73	1:49.338	3

FASTEST LAP SUMMARY

NO	DRIVER/S	CLASS	CAR MAKE / MODEL	FASTEST LAP	ON	MPH
24	Ben Mitchell		Merlyn Mk20	1:38.232	8	89.16
36	Rob Smith	OF	Merlyn Mk20	1:40.178	13	87.43

Session Start: 17:46:48 - Finish: 18:08:27
Weather/Track Conditions: Sunny / Dry
Circuit: Brands Hatch Grand Prix Circuit
Track Length: 3.916 Km - 2.4330 miles

These results are provisional until the conclusion of any judicial and technical matters.

Clerk of the Course:	Timekeeper:	Issued at:
	Nick Palmer	

MST

Printed: 30-06-2018 - 18:10

Legends of Brands Hatch Superprix - 30 Jun - 1 Jul 2018

HSCC Historic Formula Ford supported by Carless Race Fuels with Vital Equipment

Race 8 - Sector Analysis

1	Richard Tarling ( )								Jamun T2								
lap	Sect-1	Speed	Sect-2	Speed	Sect-3	Speed	Laptime	Pit	lap	Sect-1	Speed	Sect-2	Speed	Sect-3	Speed	Laptime	Pit
1		93.5	45.110	91.6	24.064	110.4	1:47.042		8	30.798	95.4	44.234	93.1	23.933	110.0	1:38.965	
2	31.342	93.8	44.448	92.8	24.081	110.9	1:39.871		9	30.793	95.5	44.047	95.3	23.871	110.7	1:38.711	
3	30.952	94.0	44.489	93.9	24.054	111.8	1:39.495		10	30.812	95.4	44.239	94.3	23.923	111.3	1:38.974	
4	31.104	95.2	45.120	90.0	24.078	109.7	1:40.302		11	31.209	94.7	44.417	91.0	24.045	113.0	1:39.671	
5	30.746	94.7	44.522	94.1	23.903	109.3	1:39.171		12	30.903	95.4	44.161	92.1	23.927	109.1	1:38.991	
6	30.812	94.3	44.240	95.1	23.855	113.7	1:38.907		13	31.068	93.9	44.650	90.0	24.794	108.4	1:40.512	
7	30.863	95.5	43.908	96.1	24.053	112.8	1:38.824		14								

4	Maxim Bartell ( )								Merlyn Mk20A								
lap	Sect-1	Speed	Sect-2	Speed	Sect-3	Speed	Laptime	Pit	lap	Sect-1	Speed	Sect-2	Speed	Sect-3	Speed	Laptime	Pit
1		93.4	46.386	83.4	24.534	112.8	1:50.865		8	31.448	93.3	44.863	86.8	24.332	108.1	1:40.643	
2	31.964	94.0	45.704	79.8	24.316	113.7	1:41.984		9	31.417	93.9	45.549	88.6	24.419	107.9	1:41.385	
3	31.521	94.7	46.099	86.6	24.209	110.6	1:41.829		10	31.339	94.2	45.236	88.1	24.521	107.9	1:41.096	
4	31.523	93.3	44.636	89.1	24.345	109.1	1:40.504		11	32.106	92.6	44.916	84.1	24.471	108.6	1:41.493	
5	31.199	93.9	44.948	85.3	24.391	108.2	1:40.538		12	31.378	93.5	46.275	83.1	24.586	109.3	1:42.239	
6	31.528	92.5	44.871	87.2	24.307	109.7	1:40.706		13	31.418	93.1	44.929	86.7	24.416	108.2	1:40.763	
7	31.424	93.5	44.839	85.7	24.279	109.3	1:40.542		14								

7	Cameron Jackson ( )								Lola T200								
lap	Sect-1	Speed	Sect-2	Speed	Sect-3	Speed	Laptime	Pit	lap	Sect-1	Speed	Sect-2	Speed	Sect-3	Speed	Laptime	Pit
1		93.1	45.216	86.0	24.166	109.8	1:46.159		8	30.800	95.6	44.016	91.5	24.105	107.2	1:38.921	
2	31.318	96.2	44.269	87.7	24.112	111.5	1:39.699		9	30.936	95.5	44.247	92.1	23.690	111.3	1:38.873	
3	30.714	96.5	45.096	90.0	24.001	108.1	1:39.811		10	31.096	96.3	44.301	91.6	24.145	106.9	1:39.542	
4	30.962	94.7	44.382	89.7	24.130	107.7	1:39.474		11	30.919	95.0	44.371	92.2	24.106	108.1	1:39.396	
5	30.897	95.4	44.606	88.7	24.104	107.4	1:39.607		12	30.818	94.4	47.674		24.803	108.1	1:43.295	
6	30.818	95.1	43.968	90.9	24.228	108.1	1:39.014		13	30.920	94.6	44.193	92.6	24.132	108.4	1:39.245	
7	30.712	95.0	44.089	91.6	24.047	108.6	1:38.848		14								

8	Jean-Michel Clerc ( )								Merlyn Mk20A								
lap	Sect-1	Speed	Sect-2	Speed	Sect-3	Speed	Laptime	Pit	lap	Sect-1	Speed	Sect-2	Speed	Sect-3	Speed	Laptime	Pit
1		83.5	50.993	73.4	26.837	107.4	2:06.963		7	34.865	83.7	52.374	79.7	26.940	104.1	1:54.179	
2	34.366	85.3	51.975	77.7	28.166	104.2	1:54.507		8	35.069	87.1	51.395	78.1	26.968	103.4	1:53.432	
3	35.886	86.5	52.073	74.2	27.023	104.7	1:54.982		9	36.029	86.4	50.228	76.8	26.778	105.0	1:53.035	
4	36.206	86.9	50.183	75.5	26.758	104.5	1:53.147		10	35.552	85.7	49.532	77.9	26.672	106.0	1:51.756	
5	34.671	84.1	50.955	73.0	27.141	103.7	1:52.767		11	34.037	90.1	50.820	75.1	26.616	106.4	1:51.473	
6	34.959	86.3	51.777	70.5	26.950	104.5	1:53.686		12	33.739	89.9	49.947	76.8	26.412	104.7	1:50.098	

13	Stuart Kestenbaum (OF)								Crossle 16F								
lap	Sect-1	Speed	Sect-2	Speed	Sect-3	Speed	Laptime	Pit	lap	Sect-1	Speed	Sect-2	Speed	Sect-3	Speed	Laptime	Pit
1		89.9	46.619	86.5	24.831	112.0	1:53.635		8	31.654	94.2	45.523	88.0	24.590	108.4	1:41.767	
2	32.464	93.0	45.776	89.2	24.777	110.7	1:43.017		9	31.714	95.1	45.729	88.9	25.306	107.6	1:42.749	
3	31.781	95.4	45.820	88.1	24.541	110.4	1:42.142		10	32.413	93.6	46.469	90.6	24.660	109.5	1:43.542	
4	32.207	94.0	47.274	88.8	24.907	108.1	1:44.388		11	32.218	95.2	45.739	87.2	24.615	108.9	1:42.572	
5	31.753	94.0	45.839	88.6	25.280	110.2	1:42.872		12	32.284	91.9	46.767	84.5	25.248	108.1	1:44.299	
6	32.116	91.9	45.475	86.7	24.713	110.6	1:42.304		13	31.849	95.8	45.704	91.3	25.076	109.3	1:42.629	
7	31.649	95.2	45.908	88.0	24.824	110.0	1:42.381		14								

14	Phil Nelson (OF)								Hawke DL2B								
lap	Sect-1	Speed	Sect-2	Speed	Sect-3	Speed	Laptime	Pit	lap	Sect-1	Speed	Sect-2	Speed	Sect-3	Speed	Laptime	Pit
1		87.1	49.873	85.1	26.014	105.5	2:01.396		7	32.773	89.8	48.423	87.5	25.867	104.4	1:47.063	
2	32.780	90.4	49.228	88.9	25.693	105.7	1:47.701		8	34.233	86.0	48.633	87.3	25.494	105.9	1:48.360	
3	32.890	89.9	48.751	87.5	25.378	107.0	1:47.019		9	33.332	90.6	47.328	87.7	25.455	104.1	1:46.115	
4	32.606	91.7	48.075	87.0	25.545	105.7	1:46.226		10	32.543	91.0	49.869	50.5	26.441	103.4	1:48.853	
5	32.719	91.4	47.794	88.5	25.233	105.9	1:45.746		11	33.043	88.4	48.433	86.9	25.436	105.0	1:46.912	
6	33.175	90.1	48.692	87.0	25.764	106.0	1:47.631		12	32.821	90.0	48.662	83.4	27.857	100.3	1:49.340	

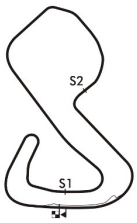

Session Start: 17:46:48 - Finish: 18:08:27
Weather/Track Conditions: Sunny / Dry
Circuit: Brands Hatch Grand Prix Circuit
Track Length: 3.916 Km - 2.4330 miles
Printed: 30-06-2018 - 18:16

MST

Legends of Brands Hatch Superprix - 30 Jun - 1 Jul 2018

HSCC Historic Formula Ford supported by Carless Race Fuels with Vital Equipment

Race 8 - Sector Analysis

15 Matthew Wrigley ( ) — Lotus 59/69

lap	Sect-1	Speed	Sect-2	Speed	Sect-3	Speed	Laptime	Pit	lap	Sect-1	Speed	Sect-2	Speed	Sect-3	Speed	Laptime	Pit
1		90.5	46.208	85.5	24.282	112.2	1:50.119		8	31.402	93.9	45.112	89.8	24.112	110.9	1:40.626	
2	31.886	95.0	49.252	88.0	24.422	111.5	1:45.560		9	32.311	92.9	45.103	86.1	24.510	107.9	1:41.924	
3	31.522	94.0	45.005	87.1	24.187	113.0	1:40.714		10	32.296	94.3	45.553	90.1	24.230	110.4	1:42.079	
4	31.885	95.0	45.395	90.5	24.379	111.8	1:41.659		11	31.640	94.7	44.742	89.3	24.625	106.2	1:41.007	
5	31.617	95.4	45.341	88.8	24.968	108.4	1:41.926		12	31.329	95.0	44.812	91.2	24.767	106.9	1:40.908	
6	31.602	93.0	45.224	91.5	24.495	109.1	1:41.321		13	31.606	93.6	45.201	92.8	24.556	107.6	1:41.363	
7	31.559	93.5	44.995	89.5	24.551	108.4	1:41.105		14								

17 Brian Morris (OF) — Lola T202

lap	Sect-1	Speed	Sect-2	Speed	Sect-3	Speed	Laptime	Pit	lap	Sect-1	Speed	Sect-2	Speed	Sect-3	Speed	Laptime	Pit
1		92.1	46.373	86.9	24.560	108.8	1:49.613		8	31.636	92.9	44.940	85.4	24.305	109.1	1:40.881	
2	32.144	94.2	45.149	85.6	24.506	112.6	1:41.799		9	31.755	90.3	45.340	86.0	24.280	107.7	1:41.375	
3	32.677	91.2	46.246	87.9	24.400	108.4	1:43.323		10	32.721	90.6	46.767	91.1	24.696	100.3	1:44.184	
4	31.820	93.0	45.752	87.7	24.201	111.1	1:41.773		11	32.474	91.5	45.558	87.1	24.396	107.7	1:42.428	
5	31.453	94.0	45.135	87.9	24.201	111.5	1:40.789		12	31.701	93.1	45.527	83.0	24.199	112.4	1:41.427	
6	31.425	93.3	45.897	87.1	24.212	110.6	1:41.534		13	31.985	93.4	44.899	88.7	24.085	112.0	1:40.969	
7	31.925	91.6	47.790	88.1	24.259	111.5	1:43.974		14								

18 Bill Cowing (OF) — Ginetta G18B

lap	Sect-1	Speed	Sect-2	Speed	Sect-3	Speed	Laptime	Pit	lap	Sect-1	Speed	Sect-2	Speed	Sect-3	Speed	Laptime	Pit
1		87.7	49.729	84.0	26.532	106.4	2:02.274		3	34.027	88.0	49.000	82.8	26.311	105.5	1:49.338	
2	34.494	88.9	48.874	82.1	27.124	105.7	1:50.492		4	33.942	84.8	56.179	70.5	In		2:19.624	P

20 Kevin Stanzl (OF) — Crossle 20F

lap	Sect-1	Speed	Sect-2	Speed	Sect-3	Speed	Laptime	Pit	lap	Sect-1	Speed	Sect-2	Speed	Sect-3	Speed	Laptime	Pit
1		90.9	47.888	91.0	25.161	112.0	1:55.496		8	32.520	92.5	46.108	89.1	25.101	107.2	1:43.729	
2	32.578	92.1	46.486	86.6	24.587	113.0	1:43.651		9	32.874	91.7	46.581	88.3	24.941	107.2	1:44.396	
3	32.350	92.6	45.746	88.7	25.228	110.2	1:43.324		10	32.509	93.6	45.816	87.5	24.973	108.8	1:43.298	
4	33.005	91.4	46.099	89.2	25.056	108.4	1:44.160		11	32.167	92.2	46.490	90.5	25.319	108.2	1:43.976	
5	32.415	92.4	45.836	86.3	24.752	108.9	1:43.003		12	32.876	93.4	45.922	85.6	24.556	109.8	1:43.354	
6	32.518	91.0	45.802	89.3	24.994	109.1	1:43.314		13	32.319	93.1	46.121	85.6	24.925	108.1	1:43.365	
7	32.185	93.0	46.488	83.9	25.077	108.1	1:43.750		14								

21 Ross Drybrough ( ) — Merlyn Mk20AS

lap	Sect-1	Speed	Sect-2	Speed	Sect-3	Speed	Laptime	Pit	lap	Sect-1	Speed	Sect-2	Speed	Sect-3	Speed	Laptime	Pit
1		89.4	46.475	88.9	24.952	111.3	1:53.312		8	32.047	93.8	45.082	90.6	25.148	105.4	1:42.277	
2	33.025	91.5	45.940	88.6	24.831	112.4	1:43.796		9	32.051	94.3	45.376	92.0	26.119	106.7	1:43.546	
3	31.871	93.8	45.594	88.5	24.558	113.9	1:42.023		10	33.567	93.5	46.036	86.3	24.610	113.0	1:44.213	
4	32.124	92.2	45.869	87.5	24.935	108.9	1:42.928		11	32.863	91.9	45.137	91.0	24.669	113.2	1:42.669	
5	31.895	94.0	46.002	89.5	24.770	109.5	1:42.667		12	32.124	93.3	46.827	81.6	25.171	113.0	1:44.122	
6	31.924	92.6	45.655	89.4	24.731	111.7	1:42.310		13	32.430	94.3	45.722	92.3	24.747	114.5	1:42.899	
7	31.863	93.9	45.742	90.7	24.644	110.0	1:42.249		14								

22 Tim Brise (OF) — Merlyn Mk20

lap	Sect-1	Speed	Sect-2	Speed	Sect-3	Speed	Laptime	Pit	lap	Sect-1	Speed	Sect-2	Speed	Sect-3	Speed	Laptime	Pit
1		92.1	46.032	88.3	25.241	112.8	1:52.238		8	32.029	91.9	45.816	90.0	25.296	107.9	1:43.141	
2	32.511	92.6	46.742	84.4	24.598	113.3	1:43.851		9	32.116	92.4	45.850	91.2	26.427	105.5	1:44.393	
3	31.962	93.1	45.485	89.3	25.137	111.8	1:42.584		10	33.086	92.6	45.457	88.5	24.732	110.4	1:43.275	
4	31.613	93.6	45.322	87.9	24.990	109.3	1:41.925		11	32.298	93.8	45.645	90.6	24.737	111.3	1:42.680	
5	31.764	93.4	45.324	89.3	25.087	109.8	1:42.175		12	32.462	91.9	46.591	86.6	25.192	109.1	1:44.245	
6	31.532	92.5	45.560	88.0	24.957	110.4	1:42.049		13	31.854	93.0	45.647	90.4	25.101	107.7	1:42.602	
7	32.239	92.7	45.475	93.1	25.144	110.0	1:42.858		14								

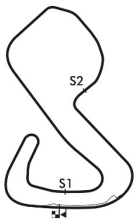

Session Start: 17:46:48 - Finish: 18:08:27
Weather/Track Conditions: Sunny / Dry
Circuit: Brands Hatch Grand Prix Circuit
Track Length: 3.916 Km - 2.4330 miles
Printed: 30-06-2018 - 18:16

Legends of Brands Hatch Superprix - 30 Jun - 1 Jul 2018

HSCC Historic Formula Ford supported by Carless Race Fuels with Vital Equipment

Race 8 - Sector Analysis

24	Ben Mitchell ( )								Merlyn Mk20								
lap	Sect-1	Speed	Sect-2	Speed	Sect-3	Speed	Laptime	Pit	lap	Sect-1	Speed	Sect-2	Speed	Sect-3	Speed	Laptime	Pit
1		93.3	44.662	91.2	24.191	109.1	1:45.953		8	30.587	95.6	43.864	93.0	23.781	110.6	1:38.232	
2	31.249	95.0	44.285	92.6	24.077	108.9	1:39.611		9	31.178	96.7	43.863	93.0	23.831	109.5	1:38.872	
3	30.873	94.4	45.420	88.5	23.775	111.7	1:40.068		10	30.904	95.5	44.684	90.4	23.969	108.2	1:39.557	
4	31.834	90.9	45.387	94.4	24.440	112.0	1:41.661		11	31.202	95.6	44.497	92.8	24.064	112.0	1:39.763	
5	30.838	95.4	44.041	91.5	23.714	110.9	1:38.593		12	30.717	96.1	48.612		24.923	109.5	1:44.252	
6	31.014	95.6	43.721	95.3	23.971	111.5	1:38.706		13	30.882	94.7	44.448	94.5	24.018	110.2	1:39.348	
7	30.770	95.5	43.879	95.6	24.000	112.2	1:38.649		14								

27	Dick Dixon (OF)								Lotus 61								
lap	Sect-1	Speed	Sect-2	Speed	Sect-3	Speed	Laptime	Pit	lap	Sect-1	Speed	Sect-2	Speed	Sect-3	Speed	Laptime	Pit
1		86.9	47.844	76.9	25.533	110.0	1:57.922		8	32.601	93.0	46.518	80.7	25.501	105.9	1:44.620	
2	32.709	90.9	46.992	83.7	25.622	107.9	1:45.323		9	32.353	93.0	46.722	84.1	25.588	106.7	1:44.663	
3	32.991	91.0	47.135	79.6	25.266	108.8	1:45.392		10	32.760	91.1	46.281	82.4	25.313	106.4	1:44.354	
4	32.833	89.9	47.070	83.4	25.342	107.2	1:45.245		11	32.481	91.0	46.953	85.4	25.055	107.6	1:44.489	
5	32.563	92.7	46.545	80.9	25.412	107.4	1:44.520		12	32.285	92.1	46.444	83.2	25.070	109.3	1:43.799	
6	32.334	92.5	46.639	83.1	24.993	108.6	1:43.966		13	32.585	92.5	46.984	78.9	26.354	105.4	1:45.923	
7	32.101	92.6	46.951	83.1	25.159	107.6	1:44.211		14								

33	Pierre Lombardi ( )								Brabham BT18								
lap	Sect-1	Speed	Sect-2	Speed	Sect-3	Speed	Laptime	Pit	lap	Sect-1	Speed	Sect-2	Speed	Sect-3	Speed	Laptime	Pit
1		89.5	47.694	89.3	25.297	110.4	1:56.177		8	33.116	93.9	46.552	87.0	24.696	110.0	1:44.364	
2	32.645	92.1	46.618	90.6	24.861	109.3	1:44.124		9	32.232	92.9	45.765	86.7	24.847	108.8	1:42.844	
3	32.765	91.7	46.072	89.3	24.952	109.1	1:43.789		10	31.920	92.2	45.343	88.6	24.579	109.1	1:41.842	
4	32.285	91.5	45.681	88.8	24.628	109.3	1:42.594		11	31.855	91.7	46.565	82.3	25.319	108.2	1:43.739	
5	32.657	92.9	46.453	90.5	24.888	109.7	1:43.998		12	32.236	92.9	46.502	90.1	24.723	109.3	1:43.461	
6	31.904	91.5	46.733	91.5	25.177	109.1	1:43.814		13	32.685	91.0	46.214	87.2	24.665	109.1	1:43.564	
7	33.040	91.7	47.262	82.2	25.473	112.0	1:45.775		14								

36	Rob Smith (OF)								Merlyn Mk20								
lap	Sect-1	Speed	Sect-2	Speed	Sect-3	Speed	Laptime	Pit	lap	Sect-1	Speed	Sect-2	Speed	Sect-3	Speed	Laptime	Pit
1		93.0	46.294	86.1	24.251	112.0	1:49.615		8	32.614	95.0	45.682	88.0	24.344	109.1	1:42.640	
2	31.629	94.3	45.511	90.5	24.581	110.6	1:41.721		9	31.639	95.4	45.428	83.7	24.778	108.9	1:41.845	
3	32.381	92.5	45.194	89.2	29.062	110.0	1:46.637		10	31.970	94.6	45.054	90.6	24.433	108.4	1:41.457	
4	31.525	94.7	45.043	85.0	24.442	110.7	1:41.010		11	31.342	94.6	45.389	88.0	24.296	108.9	1:41.027	
5	31.665	94.8	1:00.671	85.0	24.723	108.6	1:57.059		12	31.438	94.4	44.980	85.6	24.386	110.2	1:40.804	
6	31.868	93.8	45.120	88.6	24.264	110.9	1:41.252		13	31.185	94.6	44.554	89.4	24.439	111.3	1:40.178	
7	31.525	94.0	46.062	82.9	25.483	111.3	1:43.070		14								

37	Will Nuthall ( )								Jamun T2								
lap	Sect-1	Speed	Sect-2	Speed	Sect-3	Speed	Laptime	Pit	lap	Sect-1	Speed	Sect-2	Speed	Sect-3	Speed	Laptime	Pit
1		90.9	46.267	84.9	24.730	109.8	1:50.857		8	31.658	93.6	45.927	88.4	24.447	106.7	1:42.032	
2	31.461	93.8	46.044	84.0	24.083	112.6	1:41.588		9	31.712	93.8	45.647	88.9	24.569	106.7	1:41.928	
3	31.827	90.9	46.763	84.3	24.352	113.5	1:42.942		10	32.074	93.1	45.701	89.7	24.389	106.4	1:42.164	
4	31.640	92.0	45.522	85.4	24.163	113.2	1:41.325		11	31.377	93.9	45.978	89.5	24.232	109.8	1:41.587	
5	31.369	95.4	45.267	85.9	24.262	111.8	1:40.898		12	30.989	95.5	44.902	90.3	24.494	106.7	1:40.385	
6	31.425	93.8	45.654	85.4	24.259	114.1	1:41.338		13	31.715	95.0	46.183	91.0	24.546	108.9	1:42.444	
7	31.937	93.4	45.427	85.5	24.518	107.6	1:41.882		14								

39	Michael Richings (OF)								Alexis Mk15								
lap	Sect-1	Speed	Sect-2	Speed	Sect-3	Speed	Laptime	Pit	lap	Sect-1	Speed	Sect-2	Speed	Sect-3	Speed	Laptime	Pit
1		82.6	51.362	77.9	27.431	100.5	2:08.558		7	35.017	83.4	51.314	77.4	27.619	98.3	1:53.950	
2	35.006	83.5	50.396	74.3	28.016	100.2	1:53.418		8	35.156	85.4	50.863	75.7	27.744	94.0	1:53.763	
3	35.602	83.9	52.417	74.7	28.457	101.7	1:56.476		9	35.409	83.4	50.775	80.0	28.146	92.7	1:54.330	
4	34.666	86.8	50.157	78.1	27.435	98.4	1:52.258		10	35.071	84.2	51.117	75.5	28.429	96.0	1:54.617	
5	35.016	81.1	50.770	76.5	27.638	97.7	1:53.424		11	35.447	81.5	50.986	74.2	28.128	93.9	1:54.561	
6	34.822	82.2	50.594	73.5	27.756	99.3	1:53.172		12	36.280	81.0	51.846	77.6	27.903	93.3	1:56.029	

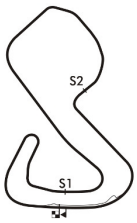

Session Start: 17:46:48 - Finish: 18:08:27
Weather/Track Conditions: Sunny / Dry
Circuit: Brands Hatch Grand Prix Circuit
Track Length: 3.916 Km - 2.4330 miles
Printed: 30-06-2018 - 18:16

Legends of Brands Hatch Superprix - 30 Jun - 1 Jul 2018

HSCC Historic Formula Ford supported by Carless Race Fuels with Vital Equipment

Race 8 - Sector Analysis

40 Sam Mitchell ( ) — Merlyn Mk20

lap	Sect-1	Speed	Sect-2	Speed	Sect-3	Speed	Laptime	Pit	lap	Sect-1	Speed	Sect-2	Speed	Sect-3	Speed	Laptime	Pit
1		93.6	46.102	86.3	24.083	111.8	1:47.711		8	30.914	95.2	44.812	96.0	24.415	110.0	1:40.141	
2	31.337	94.8	44.226	90.1	24.004	113.5	1:39.567		9	31.977	93.6	44.831	86.6	24.261	109.7	1:41.069	
3	30.831	95.9	43.958	92.1	23.762	114.3	1:38.551		10	31.127	96.5	45.455	87.7	24.046	112.4	1:40.628	
4	51.149	59.7	45.651	82.8	24.170	113.5	2:00.970		11	31.497	93.3	44.796	88.9	23.905	110.2	1:40.198	
5	31.013	95.5	44.602	86.7	24.394	111.5	1:40.009		12	31.034	95.0	44.544	87.9	24.163	110.2	1:39.741	
6	31.365	93.9	44.420	89.1	24.291	110.7	1:40.076		13	31.298	92.4	44.677	87.5	24.142	109.3	1:40.117	
7	31.041	95.4	44.147	90.3	23.839	111.1	1:39.027		14								

41 Paul Unsworth (OF) — Palliser WDF3

lap	Sect-1	Speed	Sect-2	Speed	Sect-3	Speed	Laptime	Pit	lap	Sect-1	Speed	Sect-2	Speed	Sect-3	Speed	Laptime	Pit
1		88.2	47.382	77.9	25.572	108.2	1:57.412		8	32.616	90.1	46.152	83.3	25.144	105.9	1:43.912	
2	33.034	87.6	46.590	86.1	27.137	108.1	1:46.761		9	32.812	89.7	46.269	82.4	25.105	106.5	1:44.186	
3	32.739	88.8	46.863	83.8	25.052	110.9	1:44.654		10	32.375	89.8	47.008	82.2	25.109	107.2	1:44.492	
4	33.214	88.2	46.900	79.3	25.403	106.4	1:45.517		11	32.287	91.9	46.418	76.2	24.565	113.0	1:43.270	
5	32.764	89.9	46.129	78.6	25.271	108.1	1:44.164		12	32.690	88.1	46.381	75.1	24.919	108.8	1:43.990	
6	32.858	91.4	46.362	80.3	25.100	109.5	1:44.320		13	33.559	90.7	46.066	80.0	25.706	103.1	1:45.331	
7	32.630	88.4	48.930	81.3	25.033	109.5	1:46.593		14								

43 Callum Grant ( ) — Merlyn Mk20A

lap	Sect-1	Speed	Sect-2	Speed	Sect-3	Speed	Laptime	Pit	lap	Sect-1	Speed	Sect-2	Speed	Sect-3	Speed	Laptime	Pit
1		94.4	45.369	89.5	24.220	110.2	1:47.701		8	30.934	94.2	45.426	91.3	24.044	107.2	1:40.404	
2	31.583	95.5	44.227	87.7	24.030	113.0	1:39.840		9	30.959	94.8	44.401	89.5	24.381	107.6	1:39.741	
3	30.926	95.9	44.242	92.2	23.812	114.9	1:38.980		10	30.943	94.6	46.502	91.2	24.214	106.5	1:41.659	
4	31.128	95.2	45.175	88.4	24.531	113.2	1:40.834		11	30.976	94.0	44.781	90.4	24.154	107.9	1:39.911	
5	31.023	96.2	44.097	92.6	23.878	110.2	1:38.998		12	31.167	93.9	45.309	87.3	24.109	108.4	1:40.585	
6	30.840	96.2	44.172	90.4	24.237	109.8	1:39.249		13	30.998	94.2	44.542	90.6	24.162	106.4	1:39.702	
7	30.968	94.2	44.396	91.3	24.357	108.9	1:39.721		14								

47 Louis Hanjoul (OF) — Elden Mk8/10

lap	Sect-1	Speed	Sect-2	Speed	Sect-3	Speed	Laptime	Pit	lap	Sect-1	Speed	Sect-2	Speed	Sect-3	Speed	Laptime	Pit
1		85.9	50.054	80.4	27.103	104.2	2:04.071		4	34.261	87.8	49.341	81.3	26.517	100.9	1:50.119	
2	36.999	79.2	52.348	81.6	28.269	98.6	1:57.616		5	34.371	84.7	48.906	82.1	In		2:23.860	P
3	36.321	82.4	51.937	78.3	27.597	100.8	1:55.855		6								

63 Matthew Sturmer (OF) — Macon MR8

lap	Sect-1	Speed	Sect-2	Speed	Sect-3	Speed	Laptime	Pit	lap	Sect-1	Speed	Sect-2	Speed	Sect-3	Speed	Laptime	Pit
1		83.6	49.860	85.3	26.681	102.2	2:03.983		7	32.935	87.4	47.075	82.7	25.711	102.6	1:45.721	
2	33.541	87.8	48.269	82.4	26.570	102.0	1:48.380		8	33.761	87.8	47.640	81.1	25.653	104.9	1:47.054	
3	33.540	86.5	47.659	83.9	25.666	103.0	1:46.865		9	33.033	89.5	46.713	84.7	25.557	103.7	1:45.303	
4	32.886	87.8	47.253	85.5	25.647	102.3	1:45.786		10	32.598	88.9	1:04.014	28.2	30.572	100.0	2:07.184	
5	32.934	88.5	47.216	84.4	25.485	102.8	1:45.635		11	33.931	86.9	49.310	80.5	25.666	103.9	1:48.907	
6	33.639	89.5	47.253	86.8	25.778	103.0	1:46.670		12	32.917	88.0	47.033	86.6	25.235	103.7	1:45.185	

64 Benjamin Tusting ( ) — Merlyn Mk20A

lap	Sect-1	Speed	Sect-2	Speed	Sect-3	Speed	Laptime	Pit	lap	Sect-1	Speed	Sect-2	Speed	Sect-3	Speed	Laptime	Pit
1		93.0	45.540	86.6	24.094	113.3	1:47.965		4	30.925	95.0	44.950	84.6	24.415	114.3	1:40.290	
2	31.659	95.2	44.314	88.9	23.908	113.9	1:39.881		5	31.162	94.6	44.498	90.4	23.976	110.6	1:39.636	
3	31.335	94.3	44.176	90.3	23.993	111.8	1:39.504		6	31.253	94.0	44.665	89.4	24.299	109.7	1:40.217	

66 Andrew Wiggins (OF) — Titan Mk6

lap	Sect-1	Speed	Sect-2	Speed	Sect-3	Speed	Laptime	Pit	lap	Sect-1	Speed	Sect-2	Speed	Sect-3	Speed	Laptime	Pit
1		90.0	47.042	85.6	25.566	108.9	1:54.819		8	31.807	93.6	45.171	86.2	24.736	109.8	1:41.714	
2	32.491	92.7	45.781	84.8	24.805	110.4	1:43.077		9	31.438	94.4	45.685	85.5	24.972	108.9	1:42.095	
3	31.950	92.9	45.990	86.3	24.962	108.6	1:42.902		10	32.822	91.6	46.127	86.1	24.675	109.7	1:43.624	
4	32.151	92.4	46.784	80.7	24.907	109.1	1:43.842		11	32.077	93.4	45.803	89.3	24.493	111.8	1:42.373	
5	32.108	93.1	45.882	83.1	24.958	109.3	1:42.948		12	32.259	91.2	46.848	82.5	25.158	110.6	1:44.265	
6	31.894	93.1	45.465	88.1	24.664	110.4	1:42.023		13	32.008	93.4	45.689	82.4	25.369	109.1	1:43.066	
7	31.979	92.9	45.577	86.9	24.600	111.8	1:42.156		14								

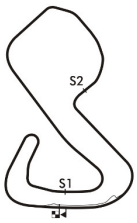

Session Start: 17:46:48 - Finish: 18:08:27
Weather/Track Conditions: Sunny / Dry
Circuit: Brands Hatch Grand Prix Circuit
Track Length: 3.916 Km - 2.4330 miles
Printed: 30-06-2018 - 18:16

Legends of Brands Hatch Superprix - 30 Jun - 1 Jul 2018

HSCC Historic Formula Ford supported by Carless Race Fuels with Vital Equipment

Race 8 - Sector Analysis

69 Tiff Needell (OF) — Lotus 69F

lap	Sect-1	Speed	Sect-2	Speed	Sect-3	Speed	Laptime	Pit	lap	Sect-1	Speed	Sect-2	Speed	Sect-3	Speed	Laptime	Pit
1		92.2	46.062	85.7	25.154	111.7	1:52.401		8	31.382	92.2	45.005	89.1	24.617	107.2	1:41.004	
2	31.726	93.0	45.502	88.8	24.419	110.7	1:41.647		9	31.477	93.4	45.359	87.0	24.618	108.4	1:41.454	
3	31.472	93.1	46.111	84.2	24.402	112.6	1:41.985		10	31.999	94.0	45.524	91.2	24.374	107.7	1:41.897	
4	31.713	92.9	45.395	85.4	24.486	112.2	1:41.594		11	32.139	92.0	45.053	87.9	24.373	110.0	1:41.565	
5	31.876	92.7	45.650	86.8	24.874	110.9	1:42.400		12	31.417	92.7	44.869	89.9	24.233	110.2	1:40.519	
6	31.712	93.9	45.308	91.1	24.275	111.3	1:41.295		13	31.501	92.7	45.242	92.0	24.790	112.4	1:41.533	
7	31.720	94.2	46.152	90.6	24.302	110.0	1:42.174		14								

70 Daniel Stanzl ( ) — Elden Mk8

lap	Sect-1	Speed	Sect-2	Speed	Sect-3	Speed	Laptime	Pit	lap	Sect-1	Speed	Sect-2	Speed	Sect-3	Speed	Laptime	Pit
1		90.7	46.234	85.3	24.634	113.5	1:51.128		8	31.554	91.6	46.211	88.4	24.258	110.6	1:42.023	
2	31.812	93.3	45.212	90.6	24.257	110.7	1:41.281		9	31.876	93.9	45.228	91.2	24.859	107.6	1:41.963	
3	31.751	91.1	46.723	89.8	24.325	112.0	1:42.799		10	32.708	93.6	45.412	88.7	24.223	112.8	1:42.343	
4	31.533	93.1	45.002	92.5	24.280	110.0	1:40.815		11	32.092	91.1	46.751	88.7	24.294	110.9	1:43.137	
5	31.654	92.5	45.147	87.3	24.195	108.9	1:40.996		12	32.589	93.1	45.665	87.1	24.135	115.3	1:42.389	
6	31.279	91.9	45.630	88.8	24.175	109.8	1:41.084		13	31.897	96.3	45.049	86.8	24.294	112.2	1:41.240	
7	33.064	93.0	45.410	85.4	24.322	112.4	1:42.796		14								

73 Ed Thurston ( ) — Elden Mk8

lap	Sect-1	Speed	Sect-2	Speed	Sect-3	Speed	Laptime	Pit	lap	Sect-1	Speed	Sect-2	Speed	Sect-3	Speed	Laptime	Pit
1		92.1	45.956	86.7	24.157	113.0	1:49.800		8	31.418	93.4	44.672	88.6	24.586	108.4	1:40.676	
2	31.635	94.7	44.651	88.7	24.320	108.4	1:40.606		9	31.475	93.0	44.509	90.7	24.287	107.2	1:40.271	
3	31.341	93.4	44.654	91.8	23.964	108.8	1:39.959		10	31.306	94.0	44.688	90.9	24.219	106.4	1:40.213	
4	31.199	93.9	44.469	91.5	24.045	108.1	1:39.713		11	31.229	93.6	44.797	88.7	24.815	107.4	1:40.841	
5	31.223	93.9	44.565	91.0	24.088	108.1	1:39.876		12	31.266	93.4	45.714	87.0	24.266	107.9	1:41.246	
6	31.362	93.1	44.365	92.1	24.248	108.1	1:39.975		13	31.403	94.3	45.361	91.2	24.203	107.0	1:40.967	
7	31.449	93.8	44.378	91.8	24.227	107.2	1:40.054		14								

77 Chris Sharples (OF) — Palliser WDF1

lap	Sect-1	Speed	Sect-2	Speed	Sect-3	Speed	Laptime	Pit	lap	Sect-1	Speed	Sect-2	Speed	Sect-3	Speed	Laptime	Pit
1		87.7	49.938	76.4	25.799	106.4	2:01.905		8	33.143	91.6	46.360	84.5	25.307	107.2	1:44.810	
2	32.627	91.4	46.884	86.2	25.434	106.2	1:44.945		9	32.383	91.7	46.240	85.6	24.989	109.3	1:43.612	
3	32.306	90.4	46.507	86.3	25.099	111.7	1:43.912		10	32.428	92.2	47.227	85.4	25.259	108.2	1:44.914	
4	32.973	91.0	46.545	87.2	25.383	108.2	1:44.901		11	32.135	91.6	46.246	81.3	25.054	110.6	1:43.435	
5	32.440	91.1	46.262	80.8	24.870	111.1	1:43.572		12	32.512	91.0	46.236	82.4	24.705	110.7	1:43.453	
6	32.685	90.1	46.715	79.8	24.823	112.0	1:44.223		13	33.484	92.2	46.146	79.7	25.864	100.0	1:45.494	
7	32.523	91.0	47.886	89.4	25.537	107.9	1:45.946		14								

82 Lee Penson ( ) — Lotus 51A

lap	Sect-1	Speed	Sect-2	Speed	Sect-3	Speed	Laptime	Pit	lap	Sect-1	Speed	Sect-2	Speed	Sect-3	Speed	Laptime	Pit
1		85.0	48.539	81.3	25.156	111.1	1:58.755		8	32.609	94.2	46.632	81.9	25.035	109.1	1:44.276	
2	32.664	93.5	47.903	81.7	25.295	111.1	1:45.862		9	32.276	94.7	46.772	81.1	25.281	110.9	1:44.329	
3	32.892	89.1	47.468	81.1	25.300	108.4	1:45.660		10	32.766	88.2	46.787	81.4	25.367	109.3	1:44.920	
4	32.203	91.9	46.925	78.4	25.030	111.3	1:44.158		11	32.505	92.9	46.768	80.5	24.807	110.7	1:44.080	
5	32.789	90.1	46.699	80.2	24.859	111.3	1:44.347		12	32.168	92.6	46.653	83.3	24.725	110.4	1:43.546	
6	32.650	93.1	46.803	80.1	24.814	113.7	1:44.267		13	32.785	91.7	46.947	77.4	26.154	105.9	1:45.886	
7	32.609	90.7	46.895	83.2	24.907	108.6	1:44.411		14								

87 Ian Jeary ( ) — Elden Mk8

lap	Sect-1	Speed	Sect-2	Speed	Sect-3	Speed	Laptime	Pit	lap	Sect-1	Speed	Sect-2	Speed	Sect-3	Speed	Laptime	Pit
1		87.8	48.247	82.8	25.182	109.1	1:58.275		8	33.420	91.6	47.666	85.9	25.674	103.6	1:46.760	
2	32.740	91.9	47.643	86.1	25.485	104.2	1:45.868		9	32.914	91.2	48.012	84.8	26.019	102.3	1:46.945	
3	33.141	91.4	47.097	84.8	26.294	107.9	1:46.532		10	33.202	90.3	47.736	86.5	25.352	102.8	1:46.290	
4	33.316	90.0	47.080	87.2	25.511	105.0	1:45.907		11	33.148	89.3	47.392	88.6	25.321	104.4	1:45.861	
5	32.812	90.4	47.482	88.7	25.799	103.9	1:46.093		12	32.928	89.9	47.390	87.1	25.765	103.9	1:46.083	
6	32.828	88.9	47.816	85.0	25.325	104.4	1:45.969		13	32.804	88.9	47.884	84.5	25.750	103.0	1:46.438	
7	32.725	90.1	48.146	84.6	25.745	103.7	1:46.616		14								

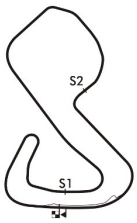

Session Start: 17:46:48 - Finish: 18:08:27
Weather/Track Conditions: Sunny / Dry
Circuit: Brands Hatch Grand Prix Circuit
Track Length: 3.916 Km - 2.4330 miles
Printed: 30-06-2018 - 18:16

MST
Results: www.mstworld.com. Live Timing: https://livetiming.getraceresults.com/mst. Email: timing@mstworld.com

Legends of Brands Hatch Superprix - 30 Jun - 1 Jul 2018

HSCC Historic Formula Ford supported by Carless Race Fuels with Vital Equipment

Race 8 - Sector Analysis

88	Chris Stuart (OF)								Crossle 16F							
lap	Sect-1	Speed	Sect-2	Speed	Sect-3	Speed	Laptime	Pit	lap	Sect-1	Speed	Sect-2	Speed	Sect-3	Speed	Laptime	Pit
1		93.0	46.196	89.4	24.976	111.3	1:51.892		8	31.668	94.3	46.456	89.9	24.869	109.8	1:42.993	
2	31.727	93.5	45.450	81.2	24.285	113.2	1:41.462		9	31.570	95.8	45.678	87.9	24.150	113.7	1:41.398	
3	31.710	91.9	46.377	87.5	24.062	116.1	1:42.149		10	32.374	95.2	45.749	90.6	24.512	109.7	1:42.635	
4	31.722	95.2	45.739	85.0	24.476	110.4	1:41.937		11	31.906	93.5	46.319	87.3	24.754	111.3	1:42.979	
5	32.488	95.8	45.744	81.7	24.504	108.9	1:42.736		12	32.621	94.4	46.115	80.5	25.031	109.1	1:43.767	
6	31.690	95.6	45.796	90.1	24.097	113.2	1:41.583		13	32.464	93.0	45.583	87.3	24.665	105.9	1:42.712	
7	31.521	95.9	46.585	85.1	24.203	112.4	1:42.309		14								

89	Ted Pearson (OF)								Merlyn Mk11/17							
lap	Sect-1	Speed	Sect-2	Speed	Sect-3	Speed	Laptime	Pit	lap	Sect-1	Speed	Sect-2	Speed	Sect-3	Speed	Laptime	Pit
1		91.6	46.320	84.3	25.080	111.7	1:52.777		8	31.636	94.3	45.630	88.1	24.732	111.3	1:41.998	
2	32.104	93.6	45.771	91.3	24.456	110.4	1:42.331		9	31.895	93.4	45.549	90.1	24.620	108.4	1:42.064	
3	31.585	93.5	45.200	88.3	24.388	114.7	1:41.173		10	31.757	93.3	44.990	91.7	24.256	107.7	1:41.003	
4	31.758	92.6	45.970	87.9	24.158	113.3	1:41.886		11	31.745	93.4	45.203	89.8	24.139	113.3	1:41.087	
5	32.454	92.4	46.043	85.0	24.687	109.8	1:43.184		12	32.323	93.5	45.448	92.0	24.361	109.8	1:42.132	
6	31.483	92.6	45.010	89.5	24.146	113.3	1:40.639		13	31.670	93.8	45.070	92.3	24.469	108.4	1:41.209	
7	31.750	94.6	46.298	86.2	24.278	113.3	1:42.326		14								

93	Rudolf Ernst (OF)								Titan Mk6							
lap	Sect-1	Speed	Sect-2	Speed	Sect-3	Speed	Laptime	Pit	lap	Sect-1	Speed	Sect-2	Speed	Sect-3	Speed	Laptime	Pit
1		82.5	49.219	73.2	25.900	106.7	2:02.372		8	33.374	88.8	55.095	83.5	25.611	106.5	1:54.080	
2	32.982	89.5	48.523	81.6	25.493	108.6	1:46.998		9	32.619	91.0	46.817	85.4	25.537	104.9	1:44.973	
3	32.999	87.8	47.313	82.6	25.537	107.0	1:45.849		10	32.361	90.0	47.196	81.7	25.439	104.9	1:44.996	
4	32.700	90.1	47.371	83.8	25.523	106.2	1:45.594		11	32.310	89.3	47.570	80.0	25.293	107.4	1:45.173	
5	32.558	88.8	47.038	83.1	25.535	106.5	1:45.131		12	32.505	88.5	47.024	81.4	25.540	105.0	1:45.069	
6	32.206	91.0	46.903	82.5	25.429	106.7	1:44.538		13	32.738	90.6	47.834	82.3	25.478	105.4	1:46.050	
7	32.079	91.0	47.482	81.0	25.512	108.1	1:45.073		14								

96	Antony Ross (OF)								Lola T200							
lap	Sect-1	Speed	Sect-2	Speed	Sect-3	Speed	Laptime	Pit	lap	Sect-1	Speed	Sect-2	Speed	Sect-3	Speed	Laptime	Pit
1		92.0	47.239	87.6	25.055	111.3	1:55.144		8	31.842	94.0	45.138	90.6	24.512	109.8	1:41.492	
2	32.598	91.7	46.395	86.3	24.789	110.7	1:43.782		9	31.615	94.6	45.818	89.8	24.867	108.6	1:42.300	
3	32.008	93.5	45.763	86.9	24.576	112.2	1:42.347		10	32.816	93.6	45.447	91.8	24.773	107.9	1:43.036	
4	32.212	94.3	45.949	87.0	24.887	108.9	1:43.048		11	31.928	93.8	45.986	90.4	24.694	108.8	1:42.608	
5	31.769	93.6	45.588	88.9	25.050	110.9	1:42.407		12	31.541	94.3	45.339	86.1	24.972	109.7	1:41.852	
6	32.250	93.5	45.533	88.5	24.476	111.7	1:42.259		13	32.158	93.3	45.767	84.9	25.077	102.0	1:43.002	
7	31.768	94.3	46.091	88.3	24.625	111.3	1:42.484		14								

99	Nick Arden (OF)								Merlyn Mk11A							
lap	Sect-1	Speed	Sect-2	Speed	Sect-3	Speed	Laptime	Pit	lap	Sect-1	Speed	Sect-2	Speed	Sect-3	Speed	Laptime	Pit
1		79.6	52.991	69.2	28.396	99.5	2:13.161		7	40.967	79.2	55.172	73.6	28.056	96.3	2:04.195	
2	37.734	83.2	52.125	71.6	27.873	102.8	1:57.732		8	40.678	83.5	52.981	75.1	27.924	98.7	2:01.583	
3	37.341	83.5	52.650	73.7	27.082	103.3	1:57.073		9	37.964	83.7	59.145	65.4	29.813	98.3	2:06.922	
4	36.779	85.3	53.282	73.8	28.030	99.6	1:58.091		10	39.398	81.6	1:00.426	64.1	33.447	91.5	2:13.271	
5	37.682	83.9	52.165	69.4	31.891	89.9	2:01.738		11	40.632	75.4	55.142	74.2	30.275	90.1	2:06.049	
6	47.009	57.5	58.919	67.4	30.207	97.4	2:16.135		12								

166	Greg Thornton (OF)								Titan Mk3/4							
lap	Sect-1	Speed	Sect-2	Speed	Sect-3	Speed	Laptime	Pit	lap	Sect-1	Speed	Sect-2	Speed	Sect-3	Speed	Laptime	Pit
1		85.3	47.820	81.3	25.316	109.5	1:56.593		8	32.787	91.4	46.444	84.8	24.839	107.4	1:44.070	
2	32.610	91.0	46.681	79.6	24.585	111.3	1:43.876		9	31.876	92.7	45.910	85.3	24.776	107.0	1:42.562	
3	33.308	90.6	46.034	84.4	25.066	109.7	1:44.408		10	31.738	92.7	45.421	86.1	24.280	109.5	1:41.439	
4	32.198	92.6	45.353	85.6	24.715	110.0	1:42.266		11	32.254	92.1	46.726	82.4	25.024	106.5	1:44.004	
5	32.318	93.6	46.833	84.7	24.468	111.1	1:43.619		12	32.207	91.5	46.108	82.7	24.455	108.1	1:42.770	
6	31.999	92.9	46.869	83.7	24.895	109.3	1:43.763		13	31.843	91.6	46.394	79.6	24.610	105.5	1:42.847	
7	32.867	90.3	47.208	82.0	25.540	108.2	1:45.615		14								

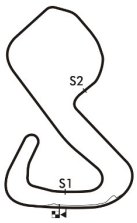

Session Start: 17:46:48 - Finish: 18:08:27
Weather/Track Conditions: Sunny / Dry
Circuit: Brands Hatch Grand Prix Circuit
Track Length: 3.916 Km - 2.4330 miles
Printed: 30-06-2018 - 18:16

Legends of Brands Hatch Superprix - 30 Jun - 1 Jul 2018

HSCC Historic Formula Ford supported by Carless Race Fuels with Vital Equipment

Race 8 - Sector Analysis

199	John Evans (OF)								Lotus 51								
lap	Sect-1	Speed	Sect-2	Speed	Sect-3	Speed	Laptime	Pit	lap	Sect-1	Speed	Sect-2	Speed	Sect-3	Speed	Laptime	Pit
1		87.1	50.685	76.2	26.951	107.7	2:06.184		7	34.047	89.3	49.748	75.7	26.314	106.2	1:50.109	
2	34.604	79.7	50.492	74.9	26.671	106.5	1:51.767		8	34.913	89.8	50.119	68.1	26.094	107.4	1:51.126	
3	34.385	87.1	50.074	75.1	27.036	104.5	1:51.495		9	33.828	88.9	49.739	71.0	27.043	105.7	1:50.610	
4	34.564	89.3	50.140	78.9	27.508	105.5	1:52.212		10	34.494	84.9	49.869	72.0	31.498	100.8	1:55.861	
5	34.952	81.0	50.704	71.3	26.759	105.7	1:52.415		11	34.384	89.8	50.875	78.1	29.301	96.9	1:54.560	
6	34.635	88.6	50.656	74.3	26.743	106.5	1:52.034		12	34.650	85.1	52.995	64.4	26.890	106.0	1:54.535	

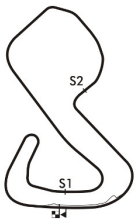

Session Start: 17:46:48 - Finish: 18:08:27
Weather/Track Conditions: Sunny / Dry
Circuit: Brands Hatch Grand Prix Circuit
Track Length: 3.916 Km - 2.4330 miles

Printed: 30-06-2018 - 18:16

Results: www.mstworld.com. Live Timing: https://livetiming.getraceresults.com/mst. Email: timing@mstworld.com

Legends of Brands Hatch Superprix - 30 Jun - 1 Jul 2018

HSCC Historic Formula Ford supported by Carless Race Fuels with Vital Equipment

Race 8 - Best Sector Times

	SECTOR 1			SECTOR 2			SECTOR 3		
	NO	TIME	LAP	NO	TIME	LAP	NO	TIME	LAP
1	24	30.587	8	24	43.721	6	7	23.690	9
2	7	30.712	7	1	43.908	7	24	23.714	5
3	1	30.746	5	40	43.958	3	40	23.762	3
4	40	30.831	3	7	43.968	6	43	23.812	3
5	43	30.840	6	43	44.097	5	1	23.855	6
6	64	30.925	4	64	44.176	3	64	23.908	2
7	37	30.989	12	73	44.365	6	73	23.964	3
8	36	31.185	13	36	44.554	13	88	24.062	3
9	4	31.199	5	4	44.636	4	37	24.083	2
10	73	31.199	4	15	44.742	11	17	24.085	13
11	70	31.279	6	69	44.869	12	15	24.112	8
12	15	31.329	12	17	44.899	13	70	24.135	12
13	69	31.382	8	37	44.902	12	89	24.139	11
14	17	31.425	6	89	44.990	10	4	24.209	3
15	66	31.438	9	70	45.002	4	69	24.233	12
16	89	31.483	6	21	45.082	8	36	24.251	1
17	88	31.521	7	96	45.138	8	166	24.280	10
18	22	31.532	6	66	45.171	8	96	24.476	6
19	96	31.541	12	22	45.322	4	66	24.493	11
20	13	31.649	7	33	45.343	10	13	24.541	3
21	166	31.738	10	166	45.353	4	20	24.556	12
22	33	31.855	11	88	45.450	2	21	24.558	3
23	21	31.863	7	13	45.475	6	41	24.565	11
24	93	32.079	7	20	45.746	3	33	24.579	10
25	27	32.101	7	41	46.066	13	22	24.598	2
26	77	32.135	11	77	46.146	13	77	24.705	12
27	20	32.167	11	27	46.281	10	82	24.725	12
28	82	32.168	12	82	46.632	8	27	24.993	6
29	41	32.287	11	63	46.713	9	87	25.182	1
30	14	32.543	10	93	46.817	9	14	25.233	5
31	63	32.598	10	87	47.080	4	63	25.235	12
32	87	32.725	7	14	47.328	9	93	25.293	11
33	8	33.739	12	18	48.874	2	199	26.094	8
34	199	33.828	9	47	48.906	5	18	26.311	3
35	18	33.942	4	8	49.532	10	8	26.412	12
36	47	34.261	4	199	49.739	9	47	26.517	4
37	39	34.666	4	39	50.157	4	99	27.082	3
38	99	36.779	4	99	52.125	2	39	27.431	1

IDEAL / BEST LAP COMPARISON

NO	NAME	BEST	IN	IDEAL	DIFF
24	Ben Mitchell	1:38.232	8	1:38.022	+0.210
40	Sam Mitchell	1:38.551	3	1:38.551	+0.000
1	Richard Tarling	1:38.711	9	1:38.509	+0.202
7	Cameron Jackson	1:38.848	7	1:38.370	+0.478
43	Callum Grant	1:38.980	3	1:38.749	+0.231
64	Benjamin Tusting	1:39.504	3	1:39.009	+0.495
73	Ed Thurston	1:39.713	4	1:39.528	+0.185
36	Rob Smith	1:40.178	13	1:39.990	+0.188
37	Will Nuthall	1:40.385	12	1:39.974	+0.411
4	Maxim Bartell	1:40.504	4	1:40.044	+0.460
69	Tiff Needell	1:40.519	12	1:40.484	+0.035
15	Matthew Wrigley	1:40.626	8	1:40.183	+0.443
89	Ted Pearson	1:40.639	6	1:40.612	+0.027
17	Brian Morris	1:40.789	5	1:40.409	+0.380
70	Daniel Stanzl	1:40.815	4	1:40.416	+0.399
88	Chris Stuart	1:41.398	9	1:41.033	+0.365
166	Greg Thornton	1:41.439	10	1:41.371	+0.068
96	Antony Ross	1:41.492	8	1:41.155	+0.337
66	Andrew Wiggins	1:41.714	8	1:41.102	+0.612
13	Stuart Kestenbaum	1:41.767	8	1:41.665	+0.102
33	Pierre Lombardi	1:41.842	10	1:41.777	+0.065
22	Tim Brise	1:41.925	4	1:41.452	+0.473
21	Ross Drybrough	1:42.023	3	1:41.503	+0.520
20	Kevin Stanzl	1:43.003	5	1:42.469	+0.534
41	Paul Unsworth	1:43.270	11	1:42.918	+0.352
77	Chris Sharples	1:43.435	11	1:42.986	+0.449
82	Lee Penson	1:43.546	12	1:43.525	+0.021
27	Dick Dixon	1:43.799	12	1:43.375	+0.424
93	Rudolf Ernst	1:44.538	6	1:44.189	+0.349
63	Matthew Sturmer	1:45.185	12	1:44.546	+0.639
14	Phil Nelson	1:45.746	5	1:45.104	+0.642
87	Ian Jeary	1:45.861	11	1:44.987	+0.874
18	Bill Cowing	1:49.338	3	1:49.127	+0.211
8	Jean-Michel Clerc	1:50.098	12	1:49.683	+0.415
199	John Evans	1:50.109	7	1:49.661	+0.448
47	Louis Hanjoul	1:50.119	4	1:49.684	+0.435
39	Michael Richings	1:52.258	4	1:52.254	+0.004
99	Nick Arden	1:57.073	3	1:55.986	+1.087

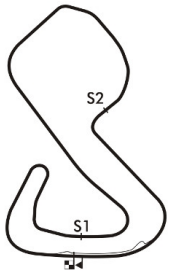

Session Start: 17:46:48 - Finish: 18:08:27
Weather/Track Conditions: Sunny / Dry
Circuit: Brands Hatch Grand Prix Circuit
Track Length: 3.916 Km - 2.4330 miles

Printed: 30-06-2018 - 18:16

Legends of Brands Hatch Superprix - 30 Jun - 1 Jul 2018

HSCC Historic Formula Ford supported by Carless Race Fuels with Vital Equipment

Race 8 - Best Sector Speeds

	NO	SECTOR 1	MPH	NO	SECTOR 2	MPH	NO	SECTOR 3	MPH
1	24	Ben Mitchell	96.7	1	Richard Tarling	96.1	88	Chris Stuart	116.1
2	7	Cameron Jackson	96.5	40	Sam Mitchell	96.0	70	Daniel Stanzl	115.3
3	40	Sam Mitchell	96.5	24	Ben Mitchell	95.6	43	Callum Grant	114.9
4	70	Daniel Stanzl	96.3	22	Tim Brise	93.1	89	Ted Pearson	114.7
5	43	Callum Grant	96.2	15	Matthew Wrigley	92.8	21	Ross Drybrough	114.5
6	88	Chris Stuart	95.9	7	Cameron Jackson	92.6	40	Sam Mitchell	114.3
7	13	Stuart Kestenbaum	95.8	43	Callum Grant	92.6	64	Benjamin Tusting	114.3
8	1	Richard Tarling	95.5	70	Daniel Stanzl	92.5	37	Will Nuthall	114.1
9	37	Will Nuthall	95.5	21	Ross Drybrough	92.3	1	Richard Tarling	113.7
10	15	Matthew Wrigley	95.4	89	Ted Pearson	92.3	4	Maxim Bartell	113.7
11	36	Rob Smith	95.4	73	Ed Thurston	92.1	82	Lee Penson	113.7
12	64	Benjamin Tusting	95.2	69	Tiff Needell	92.0	22	Tim Brise	113.3
13	4	Maxim Bartell	94.7	96	Antony Ross	91.8	15	Matthew Wrigley	113.0
14	73	Ed Thurston	94.7	33	Pierre Lombardi	91.5	20	Kevin Stanzl	113.0
15	82	Lee Penson	94.7	13	Stuart Kestenbaum	91.3	41	Paul Unsworth	113.0
16	89	Ted Pearson	94.6	17	Brian Morris	91.1	73	Ed Thurston	113.0
17	96	Antony Ross	94.6	20	Kevin Stanzl	91.0	17	Brian Morris	112.6
18	66	Andrew Wiggins	94.4	37	Will Nuthall	91.0	69	Tiff Needell	112.6
19	21	Ross Drybrough	94.3	36	Rob Smith	90.6	24	Ben Mitchell	112.2
20	17	Brian Morris	94.2	88	Chris Stuart	90.6	96	Antony Ross	112.2
21	69	Tiff Needell	94.2	64	Benjamin Tusting	90.4	13	Stuart Kestenbaum	112.0
22	33	Pierre Lombardi	93.9	77	Chris Sharples	89.4	33	Pierre Lombardi	112.0
23	22	Tim Brise	93.8	66	Andrew Wiggins	89.3	36	Rob Smith	112.0
24	20	Kevin Stanzl	93.6	4	Maxim Bartell	89.1	77	Chris Sharples	112.0
25	166	Greg Thornton	93.6	14	Phil Nelson	88.9	66	Andrew Wiggins	111.8
26	27	Dick Dixon	93.0	87	Ian Jeary	88.7	7	Cameron Jackson	111.5
27	77	Chris Sharples	92.2	63	Matthew Sturmer	86.8	166	Greg Thornton	111.3
28	41	Paul Unsworth	91.9	41	Paul Unsworth	86.1	27	Dick Dixon	110.0
29	87	Ian Jeary	91.9	166	Greg Thornton	86.1	87	Ian Jeary	109.1
30	14	Phil Nelson	91.7	27	Dick Dixon	85.4	93	Rudolf Ernst	108.6
31	93	Rudolf Ernst	91.0	93	Rudolf Ernst	85.4	199	John Evans	107.7
32	8	Jean-Michel Clerc	90.1	18	Bill Cowing	84.0	8	Jean-Michel Clerc	107.4
33	199	John Evans	89.8	82	Lee Penson	83.3	14	Phil Nelson	107.0
34	63	Matthew Sturmer	89.5	47	Louis Hanjoul	82.1	18	Bill Cowing	106.4
35	18	Bill Cowing	88.9	39	Michael Richings	80.0	63	Matthew Sturmer	104.9
36	47	Louis Hanjoul	87.8	8	Jean-Michel Clerc	79.7	47	Louis Hanjoul	104.2
37	39	Michael Richings	86.8	199	John Evans	78.9	99	Nick Arden	103.3
38	99	Nick Arden	85.3	99	Nick Arden	75.1	39	Michael Richings	101.7

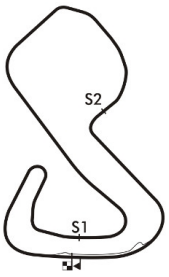

Session Start: 17:46:48 - Finish: 18:08:27
Weather/Track Conditions: Sunny / Dry
Circuit: Brands Hatch Grand Prix Circuit
Track Length: 3.916 Km - 2.4330 miles

Printed: 30-06-2018 - 18:17

Legends of Brands Hatch Superprix - 30 Jun - 1 Jul 2018

HSCC Historic Formula Ford supported by Carless Race Fuels with Vital Equipment

Race 8 - Lap Chart

Lap 1			Lap 2			Lap 3			Lap 4			Lap 5			Lap 6		
NO	Behind	Laptime	NO	Behind	Laptime	NO	Behind	Laptime	NO	Behind	Laptime	NO	Behind	Laptime	NO	Behind	Laptime
24		1:45.953	24		1:39.611	24		1:40.068	7		1:39.474	7		1:39.607	7		1:39.014
7	0.206	1:46.159	7	0.294	1:39.699	7	0.037	1:39.811	1	1.567	1:40.302	1	1.131	1:39.171	24	0.828	1:38.706
1	1.089	1:47.042	1	1.349	1:39.871	40	0.197	1:38.551	24	2.150	1:41.661	24	1.136	1:38.593	1	1.024	1:38.907
43	1.748	1:47.701	40	1.714	1:39.567	1	0.776	1:39.495	43	2.212	1:40.834	43	1.603	1:38.998	43	1.838	1:39.249
40	1.758	1:47.711	43	1.977	1:39.840	43	0.889	1:38.980	64	2.497	1:40.290	64	2.526	1:39.636	64	3.729	1:40.217
64	2.012	1:47.965	64	2.282	1:39.881	64	1.718	1:39.504	73	4.935	1:39.713	73	5.204	1:39.876	99	1 LAP	2:01.738
17	3.660	1:49.613	73	4.842	1:40.606	73	4.733	1:39.959	4	10.039	1:40.504	4	10.970	1:40.538	73	6.165	1:39.975
36	3.662	1:49.615	36	5.772	1:41.721	4	9.046	1:41.829	70	10.880	1:40.815	70	12.269	1:40.996	47	1 LAP	2:23.860
73	3.847	1:49.800	17	5.848	1:41.799	17	9.103	1:43.323	17	11.365	1:41.773	17	12.547	1:40.789	4	12.662	1:40.706
15	4.166	1:50.119	70	6.845	1:41.281	70	9.576	1:42.799	37	11.569	1:41.325	37	12.860	1:40.898	70	14.339	1:41.084
37	4.904	1:50.857	37	6.881	1:41.588	37	9.755	1:42.942	88	12.297	1:41.937	15	15.228	1:41.926	17	15.067	1:41.534
4	4.912	1:50.865	4	7.285	1:41.984	88	9.871	1:42.149	69	12.484	1:41.594	69	15.277	1:42.400	37	15.184	1:41.338
70	5.175	1:51.128	88	7.790	1:41.462	69	10.401	1:41.985	15	12.909	1:41.659	88	15.426	1:42.736	15	17.535	1:41.321
88	5.939	1:51.892	69	8.484	1:41.647	89	10.649	1:41.173	89	13.024	1:41.886	89	16.601	1:43.184	69	17.558	1:41.295
22	6.285	1:52.238	89	9.544	1:42.331	15	10.761	1:40.714	36	13.840	1:41.010	22	18.023	1:42.175	88	17.995	1:41.583
69	6.448	1:52.401	15	10.115	1:45.560	36	12.341	1:46.637	22	15.455	1:41.925	21	19.976	1:42.667	89	18.226	1:40.639
89	6.824	1:52.777	22	10.525	1:43.851	22	13.041	1:42.584	21	16.916	1:42.928	13	21.304	1:42.872	22	21.058	1:42.049
21	7.359	1:53.312	13	11.088	1:43.017	13	13.162	1:42.142	13	18.039	1:44.388	96	21.978	1:42.407	40	23.120	1:40.076
13	7.682	1:53.635	21	11.544	1:43.796	21	13.499	1:42.023	96	19.178	1:43.048	40	22.058	1:40.009	21	23.272	1:42.310
66	8.866	1:54.819	66	12.332	1:43.077	66	15.166	1:42.902	66	19.497	1:43.842	66	22.838	1:42.948	13	24.594	1:42.304
96	9.191	1:55.144	96	13.362	1:43.782	96	15.641	1:42.347	20	21.488	1:44.160	20	24.884	1:43.003	96	25.223	1:42.259
20	9.543	1:55.496	20	13.583	1:43.651	20	16.839	1:43.324	33	21.541	1:42.594	33	25.932	1:43.998	66	25.847	1:42.023
33	10.224	1:56.177	33	14.737	1:44.124	33	18.458	1:43.789	40	21.656	2:00.970	166	26.012	1:43.619	20	29.184	1:43.314
166	10.640	1:56.593	166	14.905	1:43.876	166	19.245	1:44.408	166	22.000	1:42.266	36	31.292	1:57.059	33	30.732	1:43.814
41	11.459	1:57.412	27	17.681	1:45.323	27	23.005	1:45.392	27	28.739	1:45.245	27	33.652	1:44.520	166	30.761	1:43.763
27	11.969	1:57.922	87	18.579	1:45.868	41	23.195	1:44.654	41	29.201	1:45.517	41	33.758	1:44.164	36	33.530	1:41.252
87	12.322	1:58.275	41	18.609	1:46.761	82	24.645	1:45.660	82	29.292	1:44.158	82	34.032	1:44.347	27	38.604	1:43.966
82	12.802	1:58.755	82	19.053	1:45.862	87	25.043	1:46.532	77	30.520	1:44.901	77	34.485	1:43.572	41	39.064	1:44.320
14	15.443	2:01.396	77	21.286	1:44.945	77	25.130	1:43.912	87	31.439	1:45.907	87	37.925	1:46.093	82	39.285	1:44.267
77	15.952	2:01.905	14	23.533	1:47.701	93	29.587	1:45.849	93	35.670	1:45.594	93	41.194	1:45.131	77	39.694	1:44.223
18	16.321	2:02.274	93	23.806	1:46.998	14	30.484	1:47.019	14	37.199	1:46.226	14	43.338	1:45.746	87	44.880	1:45.969
93	16.419	2:02.372	63	26.799	1:48.380	63	33.596	1:46.865	63	39.871	1:45.786	63	45.899	1:45.635	93	46.718	1:44.538
63	18.030	2:03.983	18	27.202	1:50.492	18	36.472	1:49.338	199	56.515	1:52.212	199	1:09.323	1:52.415	14	51.955	1:47.631
47	18.118	2:04.071	199	32.387	1:51.767	199	43.814	1:51.495	47	1:02.518	1:50.119	8	1:17.616	1:52.767	63	53.555	1:46.670
199	20.231	2:06.184	8	35.906	1:54.507	8	50.820	1:54.982	8	1:04.456	1:53.147	39	1:19.384	1:53.424	199	1:22.343	1:52.034
8	21.010	2:06.963	47	36.123	1:57.616	47	51.910	1:55.855	39	1:05.567	1:52.258				8	1:32.288	1:53.686
39	22.605	2:08.558	39	36.412	1:53.418	39	52.820	1:56.476	18	1:16.585	2:19.624				39	1:33.542	1:53.172
99	27.208	2:13.161	99	45.329	1:57.732	99	1:02.334	1:57.073	99	1:20.914	1:58.091						

Session Start: 17:46:48 - Finish: 18:08:27
Weather/Track Conditions: Sunny / Dry
Circuit: Brands Hatch Grand Prix Circuit
Track Length: 3.916 Km - 2.4330 miles
Printed: 30-06-2018 - 18:17

MST
Results: www.mstworld.com. Live Timing: https://livetiming.getraceresults.com/mst. Email: timing@mstworld.com

Legends of Brands Hatch Superprix - 30 Jun - 1 Jul 2018

HSCC Historic Formula Ford supported by Carless Race Fuels with Vital Equipment

Race 8 - Lap Chart

Lap 7			Lap 8			Lap 9			Lap 10			Lap 11			Lap 12		
NO	Behind	Laptime	NO	Behind	Laptime	NO	Behind	Laptime	NO	Behind	Laptime	NO	Behind	Laptime	NO	Behind	Laptime
7		1:38.848	24		1:38.232	24		1:38.872	24		1:39.557	7		1:39.396	1		1:38.991
24	0.629	1:38.649	7	0.060	1:38.921	7	0.061	1:38.873	7	0.046	1:39.542	24	0.321	1:39.763	7	3.715	1:43.295
1	1.000	1:38.824	1	1.104	1:38.965	1	0.943	1:38.711	1	0.360	1:38.974	1	0.589	1:39.671	24	4.993	1:44.252
43	2.711	1:39.721	43	4.254	1:40.404	43	5.123	1:39.741	43	7.225	1:41.659	63	1 LAP	2:07.184	43	8.699	1:40.585
73	7.371	1:40.054	8	1 LAP	1:54.179	199	1 LAP	1:51.126	73	11.241	1:40.213	43	7.694	1:39.911	63	1 LAP	1:48.907
4	14.356	1:40.542	73	9.186	1:40.676	73	10.585	1:40.271	199	1 LAP	1:50.610	73	12.640	1:40.841	73	14.306	1:41.246
37	18.218	1:41.882	39	1 LAP	1:53.950	4	18.651	1:41.385	4	20.190	1:41.096	99	2 LAPS	2:06.922	4	24.900	1:42.239
70	18.287	1:42.796	4	16.138	1:40.643	8	1 LAP	1:53.432	37	27.052	1:42.164	4	22.241	1:41.493	40	28.764	1:39.741
15	19.792	1:41.105	37	21.389	1:42.032	37	24.445	1:41.928	15	27.131	1:42.079	40	28.603	1:40.198	37	30.002	1:40.385
17	20.193	1:43.974	70	21.449	1:42.023	70	24.540	1:41.963	70	27.326	1:42.343	15	28.696	1:41.007	15	30.024	1:40.908
69	20.884	1:42.174	15	21.557	1:40.626	15	24.609	1:41.924	40	27.847	1:40.628	37	29.197	1:41.587	69	31.011	1:40.519
88	21.456	1:42.309	17	22.213	1:40.881	39	1 LAP	1:53.763	69	27.949	1:41.897	69	30.072	1:41.565	89	33.676	1:42.132
89	21.704	1:42.326	69	23.027	1:41.004	17	24.716	1:41.375	17	29.343	1:44.184	70	31.021	1:43.137	70	33.830	1:42.389
40	23.299	1:39.027	40	24.579	1:40.141	69	25.609	1:41.454	89	29.479	1:41.003	89	31.124	1:41.087	17	34.176	1:41.427
22	25.068	1:42.858	89	24.841	1:41.998	40	26.776	1:41.069	88	31.192	1:42.635	17	32.329	1:42.428	88	38.916	1:43.767
21	26.673	1:42.249	88	25.588	1:42.993	89	28.033	1:42.064	8	1 LAP	1:53.035	199	1 LAP	1:55.861	96	43.835	1:41.852
13	28.127	1:42.381	22	29.348	1:43.141	88	28.114	1:41.398	96	38.397	1:43.036	88	34.729	1:42.979	22	46.490	1:44.245
96	28.859	1:42.484	21	30.089	1:42.277	21	34.763	1:43.546	22	38.587	1:43.275	96	41.563	1:42.608	13	46.744	1:44.299
66	29.155	1:42.156	13	31.033	1:41.767	22	34.869	1:44.393	13	38.895	1:43.542	22	41.825	1:42.680	66	46.914	1:44.265
20	34.086	1:43.750	96	31.490	1:41.492	13	34.910	1:42.749	66	39.298	1:43.624	13	42.025	1:42.572	21	47.188	1:44.122
166	37.528	1:45.615	66	32.008	1:41.714	96	34.918	1:42.300	21	39.419	1:44.213	66	42.229	1:42.373	36	49.213	1:40.804
33	37.659	1:45.775	20	38.954	1:43.729	66	35.231	1:42.095	39	1 LAP	1:54.330	21	42.646	1:42.669	199	1 LAP	1:54.560
36	37.752	1:43.070	36	41.531	1:42.640	20	44.478	1:44.396	36	46.404	1:41.457	36	47.989	1:41.027	99	2 LAPS	2:13.271
99	1 LAP	2:16.135	166	42.737	1:44.070	36	44.504	1:41.845	20	48.219	1:43.298	8	1 LAP	1:51.756	166	56.061	1:42.770
27	43.967	1:44.211	33	43.162	1:44.364	166	46.427	1:42.562	166	48.309	1:41.439	20	52.753	1:43.976	20	56.527	1:43.354
82	44.848	1:44.411	27	49.726	1:44.620	33	47.134	1:42.844	33	49.419	1:41.842	166	52.871	1:44.004	33	57.597	1:43.461
77	46.792	1:45.946	82	50.263	1:44.276	27	55.517	1:44.663	27	1:00.314	1:44.354	33	53.716	1:43.739	8	1 LAP	1:51.473
41	46.809	1:46.593	41	51.860	1:43.912	82	55.720	1:44.329	82	1:01.083	1:44.920	39	1 LAP	1:54.617	27	1:09.580	1:43.799
87	52.648	1:46.616	77	52.741	1:44.810	41	57.174	1:44.186	41	1:02.109	1:44.492	27	1:05.361	1:44.489	39	1 LAP	1:54.561
93	52.943	1:45.073	87	1:00.547	1:46.760	77	57.481	1:43.612	77	1:02.838	1:44.914	82	1:05.721	1:44.080	82	1:09.687	1:43.546
14	1:00.170	1:47.063	99	1 LAP	2:04.195	87	1:08.620	1:46.945	87	1:15.353	1:46.290	41	1:05.937	1:43.270	41	1:10.347	1:43.990
63	1:00.428	1:45.721	93	1:08.162	1:54.080	93	1:14.263	1:44.973	93	1:19.702	1:44.996	77	1:06.831	1:43.435	77	1:10.704	1:43.453
199	1:33.604	1:50.109	63	1:08.621	1:47.054	63	1:15.052	1:45.303	14	1:26.208	1:48.853	87	1:21.772	1:45.861	87	1:28.275	1:46.083
			14	1:09.669	1:48.360	14	1:16.912	1:46.115				93	1:25.433	1:45.173	93	1:30.922	1:45.069
						99	1 LAP	2:01.583				14	1:33.678	1:46.912			

Session Start: 17:46:48 - Finish: 18:08:27
Weather/Track Conditions: Sunny / Dry
Circuit: Brands Hatch Grand Prix Circuit
Track Length: 3.916 Km - 2.4330 miles
Printed: 30-06-2018 - 18:17

Results: www.mstworld.com. Live Timing: https://livetiming.getraceresults.com/mst. Email: timing@mstworld.com

Legends of Brands Hatch Superprix - 30 Jun - 1 Jul 2018

HSCC Historic Formula Ford supported by Carless Race Fuels with Vital Equipment

Race 8 - Lap Chart

Lap 13		
NO	Behind	Laptime
1		1:40.512
7	2.448	1:39.245
14	1 LAP	1:49.340
24	3.829	1:39.348
43	7.889	1:39.702
73	14.761	1:40.967
63	1 LAP	1:45.185
4	25.151	1:40.763
40	28.369	1:40.117
15	30.875	1:41.363
37	31.934	1:42.444
69	32.032	1:41.533
89	34.373	1:41.209
70	34.558	1:41.240
17	34.633	1:40.969
88	41.116	1:42.712
96	46.325	1:43.002
22	48.580	1:42.602
13	48.861	1:42.629
36	48.879	1:40.178
66	49.468	1:43.066
21	49.575	1:42.899
166	58.396	1:42.847
20	59.380	1:43.365
33	1:00.649	1:43.564
199	1 LAP	1:54.535
8	1 LAP	1:50.098
27	1:14.991	1:45.923
82	1:15.061	1:45.886
41	1:15.166	1:45.331
77	1:15.686	1:45.494
99	2 LAPS	2:06.049
39	1 LAP	1:56.029
87	1:34.201	1:46.438
93	1:36.460	1:46.050

Session Start: 17:46:48 - Finish: 18:08:27
Weather/Track Conditions: Sunny / Dry
Circuit: Brands Hatch Grand Prix Circuit
Track Length: 3.916 Km - 2.4330 miles
Printed: 30-06-2018 - 18:17

MST
Results: www.mstworld.com. Live Timing: https://livetiming.getraceresults.com/mst. Email: timing@mstworld.com

Legends of Brands Hatch Superprix - 30 Jun - 1 Jul 2018

HSCC Historic Formula Ford supported by Carless Race Fuels with Vital Equipment

Race 15 - Starting Grid - AMENDED

Sheet No:

Start Time : 15:45 - Heat Duration : 20 Minutes

ROW			
19	37	67	Stephen Greenwood
18	35	18	Bill Cowing
17	33	99	Nick Arden
16	31	199	John Evans
15	29	14	Phil Nelson
14	27	87	Ian Jeary
13	25	41	Paul Unsworth
12	23	33	Pierre Lombardi
11	21	166	Greg Thornton
10	19	66	Andrew Wiggins
9	17	13	Stuart Kestenbaum
8	15	96	Antony Ross
7	13	17	Brian Morris
6	11	89	Ted Pearson
5	9	37	Will Nuthall
4	7	40	Sam Mitchell
3	5	73	Ed Thurston
2	3	24	Ben Mitchell
1	1	1	Richard Tarling
	38	35	Michael Rasper
	36	31	John Emery
	34	64	Benjamin Tusting
	32	8	Jean-Michel Clerc
	30	63	Matthew Sturmer
	28	93	Rudolf Ernst
	26	77	Chris Sharples
	24	82	Lee Penson
	22	20	Kevin Stanzl
	20	21	Ross Drybrough
	18	36	Rob Smith
	16	22	Tim Brise
	14	88	Chris Stuart
	12	70	Daniel Stanzl
	10	69	Tiff Needell
	8	15	Matthew Wrigley
	6	4	Maxim Bartell
	4	43	Callum Grant
	2	7	Cameron Jackson

Pole Right

Cars 39 & 47 withdrawn. Reserve - 27.

Circuit: Brands Hatch Grand Prix Circuit
Track Length: 3.916 Km - 2.4330 miles

These results are provisional until the conclusion of any judicial and technical matters.

Clerk of the Course:	Timekeeper:	Issued at:
	Nick Palmer	

MST

Printed : 01-07-2018 - 11:27

Legends of Brands Hatch Superprix - 30 Jun - 1 Jul 2018

HSCC Historic Formula Ford supported by Carless Race Fuels with Vital Equipment

Race 15 - Classification

Sheet No:

POS	NO	DRIVER/S	CLASS	CLASS POS	CAR MAKE / MODEL	TIME	LAPS	GAP	DIFF	MPH	BEST	ON
1	24	Ben Mitchell		1	Merlyn Mk20	21:39.784	13	-- 13 laps		87.60	1:38.990	6
2	7	Cameron Jackson		2	Lola T200	21:41.719	13	1.935	1.935	87.47	1:38.627	5
3	1	Richard Tarling		3	Jamun T2	21:42.149	13	2.365	0.430	87.44	1:38.995	10
4	43	Callum Grant		4	Merlyn Mk20A	21:43.631	13	3.847	1.482	87.34	1:38.949	12
5	40	Sam Mitchell		5	Merlyn Mk20	21:45.252	13	5.468	1.621	87.23	1:39.176	4
6	4	Maxim Bartell		6	Merlyn Mk20A	21:52.931	13	13.147	7.679	86.72	1:39.870	6
7	73	Ed Thurston		7	Elden Mk8	21:52.947	13	13.163	0.016	86.72	1:39.631	3
8	37	Will Nuthall		8	Jamun T2	22:01.818	13	22.034	8.871	86.14	1:40.254	10
9	69	Tiff Needell	OF	1	Lotus 69F	22:08.506	13	28.722	6.688	85.71	1:40.887	9
10	70	Daniel Stanzl		9	Elden Mk8	22:09.123	13	29.339	0.617	85.67	1:40.659	3
11	17	Brian Morris	OF	2	Lola T202	22:09.258	13	29.474	0.135	85.66	1:40.746	3
12	15	Matthew Wrigley		10	Lotus 59/69	22:09.295	13	29.511	0.037	85.66	1:40.934	13
13	36	Rob Smith	OF	3	Merlyn Mk20	22:20.006	13	40.222	10.711	84.97	1:41.751	13
14	89	Ted Pearson	OF	4	Merlyn Mk11/17	22:20.526	13	40.742	0.520	84.94	1:41.165	13
15	22	Tim Brise	OF	5	Merlyn Mk20	22:21.127	13	41.343	0.601	84.90	1:41.312	10
16	96	Antony Ross	OF	6	Lola T200	22:23.342	13	43.558	2.215	84.76	1:41.624	10
17	13	Stuart Kestenbaum	OF	7	Crossle 16F	22:26.058	13	46.274	2.716	84.59	1:41.514	11
18	20	Kevin Stanzl	OF	8	Crossle 20F	22:39.666	13	59.882	13.608	83.74	1:43.064	8
19	33	Pierre Lombardi		11	Brabham BT18	22:40.744	13	1:00.960	1.078	83.67	1:43.058	6
20	21	Ross Drybrough		12	Merlyn Mk20AS	22:44.576	13	1:04.792	3.832	83.44	1:42.125	6
21	41	Paul Unsworth	OF	9	Palliser WDF3	22:46.977	13	1:07.193	2.401	83.29	1:43.455	12
22	67	Stephen Greenwood	OF	10	Beattie	23:13.140	13	1:33.356	26.163	81.73	1:45.140	10
23	87	Ian Jeary		13	Elden Mk8	23:13.249	13	1:33.465	0.109	81.72	1:44.377	8
24	88	Chris Stuart	OF	11	Crossle 16F	23:17.531	13	1:37.747	4.282	81.47	1:41.446	6
25	93	Rudolf Ernst	OF	12	Titan Mk6	23:17.536	13	1:37.752	0.005	81.47	1:44.675	13
26	63	Matthew Sturmer	OF	13	Macon MR8	23:19.117	13	1:39.333	1.581	81.38	1:44.977	10
27	35	Michael Rasper		14	Merlyn Mk11A	21:43.088	12	-- 12 laps	9.760	80.65	1:45.833	8
28	82	Lee Penson		15	Lotus 51A	21:48.565	12	5.477	5.477	80.32	1:46.254	5
29	14	Phil Nelson	OF	14	Hawke DL2B	22:06.707	12	23.619	18.142	79.22	1:45.866	9
30	8	Jean-Michel Clerc		16	Merlyn Mk20A	22:30.682	12	47.594	23.975	77.81	1:49.830	9
31	199	John Evans	OF	15	Lotus 51	22:31.291	12	48.203	0.609	77.78	1:50.399	11
32	77	Chris Sharples	OF	16	Palliser WDF1	22:41.642	12	58.554	10.351	77.19	1:44.893	11
33	31	John Emery	OF	17	Lola T200	23:24.348	12	1:41.260	42.706	74.84	1:54.171	5
34	99	Nick Arden	OF	18	Merlyn Mk11A	22:58.846	11	-- 11 laps	1:27.891	69.87	1:56.362	2
					NOT CLASSIFIED							
DNF	66	Andrew Wiggins	OF		Titan Mk6	17:22.271	10	-- 10 laps		84.03	1:42.089	6
DNF	64	Benjamin Tusting			Merlyn Mk20A	5:21.217	3	-- 3 laps --		81.80	1:41.461	3
DNF	18	Bill Cowing	OF		Ginetta G18B	5:49.461	3	28.244	28.244	75.19	1:51.089	3
DNF	166	Greg Thornton	OF		Titan Mk3/4	1:55.301	1	-- 1 laps --		75.96	1:55.301	1

FASTEST LAP SUMMARY

NO	DRIVER/S	CLASS	CAR MAKE / MODEL	FASTEST LAP	ON	MPH
7	Cameron Jackson		Lola T200	1:38.627	5	88.81
17	Brian Morris	OF	Lola T202	1:40.746	3	86.94

Car 41 requires a working transponder - Regulation Q12.2.1 refers.

Session Start: 15:37:35 - Finish: 15:59:14
Weather/Track Conditions: Bright / Dry
Circuit: Brands Hatch Grand Prix Circuit
Track Length: 3.916 Km - 2.4330 miles

These results are provisional until the conclusion of any judicial and technical matters.

Clerk of the Course:	Timekeeper:	Issued at:
	Nick Palmer	

MST

Printed: 01-07-2018 - 16:01

Legends of Brands Hatch Superprix - 30 Jun - 1 Jul 2018

HSCC Historic Formula Ford supported by Carless Race Fuels with Vital Equipment

Race 15 - Sector Analysis

1	Richard Tarling ( )								Jamun T2								
lap	Sect-1	Speed	Sect-2	Speed	Sect-3	Speed	Laptime	Pit	lap	Sect-1	Speed	Sect-2	Speed	Sect-3	Speed	Laptime	Pit
1		93.1	44.952	88.3	24.087	114.1	1:46.091		8	31.756	95.6	44.330	95.2	23.982	112.6	1:40.068	
2	31.351	94.3	44.523	92.1	24.069	113.5	1:39.943		9	31.184	95.6	44.361	90.4	23.794	113.5	1:39.339	
3	31.186	93.1	44.789	94.9	24.013	112.4	1:39.988		10	31.010	94.6	44.231	92.7	23.754	112.8	1:38.995	
4	31.178	94.4	44.221	93.1	23.821	111.3	1:39.220		11	31.026	93.9	44.707	91.2	23.811	110.7	1:39.544	
5	31.209	93.8	44.480	93.4	23.776	114.3	1:39.465		12	31.152	94.2	44.734	94.1	23.888	111.3	1:39.774	
6	31.365	95.1	44.126	90.7	23.877	111.5	1:39.368		13	31.609	94.8	44.250	91.3	24.082	111.7	1:39.941	
7	31.584	94.2	44.809	92.3	24.020	111.8	1:40.413		14								

4	Maxim Bartell ( )								Merlyn Mk20A								
lap	Sect-1	Speed	Sect-2	Speed	Sect-3	Speed	Laptime	Pit	lap	Sect-1	Speed	Sect-2	Speed	Sect-3	Speed	Laptime	Pit
1		94.3	44.786	87.0	24.193	111.7	1:46.989		8	31.646	93.0	44.972	89.3	24.394	109.8	1:41.012	
2	31.540	93.5	44.990	86.9	24.055	113.0	1:40.585		9	31.382	93.6	44.878	89.4	24.480	109.3	1:40.740	
3	31.250	94.7	44.841	87.8	24.022	113.5	1:40.113		10	32.097	94.0	44.284	87.0	24.469	108.8	1:40.850	
4	31.394	94.6	44.881	87.9	24.119	111.5	1:40.394		11	31.633	94.8	44.232	90.1	24.497	109.5	1:40.362	
5	31.206	95.1	44.555	89.9	24.166	111.8	1:39.927		12	31.303	93.5	44.974	87.5	24.324	109.3	1:40.601	
6	31.149	95.0	44.427	87.5	24.294	111.3	1:39.870		13	31.736	94.7	44.529	86.0	24.659	108.4	1:40.924	
7	31.179	93.5	45.080	89.4	24.305	111.5	1:40.564		14								

7	Cameron Jackson ( )								Lola T200								
lap	Sect-1	Speed	Sect-2	Speed	Sect-3	Speed	Laptime	Pit	lap	Sect-1	Speed	Sect-2	Speed	Sect-3	Speed	Laptime	Pit
1		93.4	44.589	89.7	24.468	107.9	1:45.693		8	31.555	95.6	44.078	92.7	23.956	110.4	1:39.589	
2	31.086	93.9	44.268	88.9	27.065	113.2	1:42.419		9	30.935	94.7	44.698	88.8	24.063	109.5	1:39.696	
3	31.235	96.2	44.464	85.9	24.143	113.9	1:39.842		10	30.838	94.3	44.396	92.0	23.934	109.7	1:39.168	
4	31.202	94.8	44.193	90.0	24.122	110.0	1:39.517		11	31.186	92.1	44.350	92.2	23.945	110.7	1:39.481	
5	30.906	95.2	43.811	92.1	23.910	110.9	1:38.627		12	31.340	96.2	44.459	92.5	24.072	109.7	1:39.871	
6	30.833	95.9	43.910	83.6	23.915	114.3	1:38.658		13	31.223	94.8	44.160	93.1	24.104	110.0	1:39.487	
7	31.358	96.1	44.156	89.9	24.157	112.8	1:39.671		14								

8	Jean-Michel Clerc ( )								Merlyn Mk20A								
lap	Sect-1	Speed	Sect-2	Speed	Sect-3	Speed	Laptime	Pit	lap	Sect-1	Speed	Sect-2	Speed	Sect-3	Speed	Laptime	Pit
1		87.3	51.424	74.0	27.406	105.2	2:06.986		7	35.345	84.4	49.971	75.3	26.455	105.5	1:51.771	
2	35.096	88.2	50.063	66.5	27.147	107.0	1:52.306		8	35.020	90.6	52.223	74.6	26.442	107.2	1:53.685	
3	33.849	86.5	50.455	75.6	26.257	106.2	1:50.561		9	34.359	90.4	49.198	76.8	26.273	106.0	1:49.830	
4	34.136	88.8	49.574	75.6	26.958	105.7	1:50.668		10	34.055	90.4	50.941	74.8	26.468	106.0	1:51.464	
5	34.432	87.6	49.640	75.5	26.407	105.5	1:50.479		11	33.787	91.1	49.053	74.1	27.029	107.7	1:49.869	
6	34.291	89.8	50.589	72.0	27.299	104.9	1:52.179		12	34.813	88.9	49.727	77.0	26.344	106.9	1:50.884	

13	Stuart Kestenbaum (OF)								Crossle 16F								
lap	Sect-1	Speed	Sect-2	Speed	Sect-3	Speed	Laptime	Pit	lap	Sect-1	Speed	Sect-2	Speed	Sect-3	Speed	Laptime	Pit
1		92.1	46.611	81.6	24.826	113.0	1:53.063		8	31.836	94.8	45.791	82.8	24.519	109.8	1:42.146	
2	33.050	91.0	46.629	81.3	25.055	109.3	1:44.734		9	31.679	93.9	46.023	85.0	25.638	108.9	1:43.340	
3	32.116	94.6	46.052	79.1	24.839	110.0	1:43.007		10	31.504	93.5	45.649	83.1	24.642	109.3	1:41.795	
4	31.924	93.0	46.835	81.3	24.919	108.4	1:43.678		11	31.584	94.4	45.433	88.7	24.497	108.8	1:41.514	
5	31.840	92.5	46.005	79.8	25.035	109.1	1:42.880		12	31.610	93.4	45.802	87.1	24.516	108.8	1:41.928	
6	31.687	93.5	45.617	84.6	24.696	109.3	1:42.000		13	31.889	89.3	46.542	83.6	24.579	110.0	1:43.010	
7	32.098	94.7	46.204	87.3	24.661	109.7	1:42.963		14								

14	Phil Nelson (OF)								Hawke DL2B								
lap	Sect-1	Speed	Sect-2	Speed	Sect-3	Speed	Laptime	Pit	lap	Sect-1	Speed	Sect-2	Speed	Sect-3	Speed	Laptime	Pit
1		82.4	49.147	82.8	25.686	107.7	2:00.762		7	33.679	89.5	49.670	83.4	25.991	106.5	1:49.340	
2	33.050	90.0	47.849	79.4	25.891	106.7	1:46.790		8	32.974	91.0	47.562	86.9	25.604	105.9	1:46.140	
3	32.868	88.5	49.884	83.9	25.917	105.7	1:48.669		9	33.213	90.1	47.312	86.6	25.341	106.4	1:45.866	
4	32.955	91.2	48.590	84.2	25.874	105.7	1:47.419		10	33.126	90.7	48.798	84.2	25.415	106.2	1:47.339	
5	33.027	92.0	49.220	87.2	25.641	105.2	1:47.888		11	32.996	89.8	47.963	88.9	25.622	105.7	1:46.581	
6	34.065	90.6	47.864	87.2	25.420	105.7	1:47.349		12	33.275	89.7	1:12.548	83.6	26.741	101.9	2:12.564	

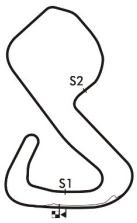

Session Start: 15:37:35 - Finish: 15:59:14
Weather/Track Conditions: Bright / Dry
Circuit: Brands Hatch Grand Prix Circuit
Track Length: 3.916 Km - 2.4330 miles
Printed: 01-07-2018 - 16:01

Legends of Brands Hatch Superprix - 30 Jun - 1 Jul 2018

HSCC Historic Formula Ford supported by Carless Race Fuels with Vital Equipment

Race 15 - Sector Analysis

15	Matthew Wrigley ( )								Lotus 59/69							
lap	Sect-1	Speed	Sect-2	Speed	Sect-3	Speed	Laptime	Pit	lap	Sect-1	Speed	Sect-2	Speed	Sect-3	Speed	Laptime	Pit
1		94.0	45.039	89.2	24.860	109.3	1:48.700		8	31.488	94.6	46.018	85.5	24.457	112.6	1:41.963	
2	31.516	92.7	44.951	89.3	24.750	109.3	1:41.217		9	31.887	93.4	45.084	85.8	24.152	112.4	1:41.123	
3	31.659	93.1	45.200	87.9	24.520	108.2	1:41.379		10	31.813	95.0	45.359	89.3	24.223	113.5	1:41.395	
4	31.780	93.0	45.320	84.8	24.661	107.2	1:41.761		11	31.858	94.8	46.364	87.5	24.498	111.5	1:42.720	
5	31.720	92.4	46.335	84.1	24.465	108.4	1:42.520		12	31.790	94.3	44.971	85.4	24.623	108.1	1:41.384	
6	32.205	91.1	45.282	84.5	24.359	112.6	1:41.846		13	31.466	94.2	45.378	86.8	24.090	111.5	1:40.934	
7	32.756	94.3	45.291	85.4	24.306	111.3	1:42.353		14								

17	Brian Morris (OF)								Lola T202							
lap	Sect-1	Speed	Sect-2	Speed	Sect-3	Speed	Laptime	Pit	lap	Sect-1	Speed	Sect-2	Speed	Sect-3	Speed	Laptime	Pit
1		90.6	46.275	81.3	24.611	111.5	1:51.356		8	31.654	93.1	46.093	84.3	24.187	112.4	1:41.934	
2	31.816	92.2	45.505	81.3	24.309	111.8	1:41.630		9	31.971	93.3	45.227	86.1	24.105	110.4	1:41.303	
3	31.565	92.9	44.839	82.7	24.342	110.9	1:40.746		10	31.919	93.1	45.249	85.5	24.380	112.0	1:41.548	
4	31.607	92.5	45.059	80.2	24.318	112.2	1:40.984		11	31.663	92.6	46.442	84.0	24.440	110.7	1:42.545	
5	31.888	92.9	45.318	77.4	24.437	112.2	1:41.643		12	31.775	93.3	44.957	80.6	24.235	111.1	1:40.967	
6	32.041	91.1	45.160	81.3	24.122	114.5	1:41.323		13	31.751	91.2	45.588	85.5	24.358	108.6	1:41.697	
7	32.177	93.8	45.306	85.8	24.099	111.3	1:41.582		14								

18	Bill Cowing (OF)								Ginetta G18B							
lap	Sect-1	Speed	Sect-2	Speed	Sect-3	Speed	Laptime	Pit	lap	Sect-1	Speed	Sect-2	Speed	Sect-3	Speed	Laptime	Pit
1		83.0	50.927	72.4	27.256	104.7	2:07.097		3	34.184	88.5	50.573	75.1	26.332	104.4	1:51.089	
2	34.376	88.5	49.977	66.8	26.922	107.6	1:51.275		4								

20	Kevin Stanzl (OF)								Crossle 20F							
lap	Sect-1	Speed	Sect-2	Speed	Sect-3	Speed	Laptime	Pit	lap	Sect-1	Speed	Sect-2	Speed	Sect-3	Speed	Laptime	Pit
1		92.4	47.453	81.9	24.960	111.3	1:54.949		8	32.273	92.5	46.024	86.9	24.767	109.7	1:43.064	
2	32.596	92.9	47.024	85.3	25.114	109.1	1:44.734		9	32.309	92.6	46.107	85.8	24.821	108.8	1:43.237	
3	32.365	94.0	45.898	83.3	24.919	109.1	1:43.182		10	32.737	91.7	46.087	85.0	24.987	108.8	1:43.811	
4	32.551	93.0	45.999	86.9	25.053	110.4	1:43.603		11	32.402	92.5	46.487	82.3	25.316	107.2	1:44.205	
5	32.552	93.5	46.019	88.5	24.907	110.6	1:43.478		12	32.708	91.0	46.670	86.7	25.157	107.4	1:44.535	
6	32.428	93.0	46.012	86.0	24.804	108.8	1:43.244		13	32.622	92.7	46.258	85.1	24.875	108.8	1:43.755	
7	32.457	92.7	46.417	85.1	24.995	109.1	1:43.869		14								

21	Ross Drybrough ( )								Merlyn Mk20AS							
lap	Sect-1	Speed	Sect-2	Speed	Sect-3	Speed	Laptime	Pit	lap	Sect-1	Speed	Sect-2	Speed	Sect-3	Speed	Laptime	Pit
1		91.0	46.454	83.7	24.811	111.7	1:52.775		8	32.431	92.7	1:01.816	85.7	25.582	106.0	1:59.829	
2	32.346	93.3	45.829	86.1	24.678	114.7	1:42.853		9	31.961	93.8	45.938	89.9	24.937	109.3	1:42.836	
3	32.255	92.6	45.828	86.2	24.348	114.1	1:42.431		10	32.144	93.1	47.091	88.3	24.881	109.3	1:44.116	
4	32.497	93.3	45.572	85.5	24.435	113.7	1:42.504		11	31.999	93.8	46.024	89.3	24.998	108.9	1:43.021	
5	32.269	94.0	45.476	85.7	24.572	113.0	1:42.317		12	32.345	93.0	45.738	86.1	24.798	108.9	1:42.881	
6	31.783	95.0	45.691	85.4	24.651	113.3	1:42.125		13	32.348	92.9	45.757	89.7	24.980	108.6	1:43.085	
7	32.804	94.4	45.792	86.1	25.207	114.7	1:43.803		14								

22	Tim Brise (OF)								Merlyn Mk20							
lap	Sect-1	Speed	Sect-2	Speed	Sect-3	Speed	Laptime	Pit	lap	Sect-1	Speed	Sect-2	Speed	Sect-3	Speed	Laptime	Pit
1		92.9	46.175	80.1	24.527	113.3	1:51.418		8	32.427	92.7	45.373	86.6	24.783	111.7	1:42.583	
2	32.509	92.5	46.369	86.2	24.860	111.7	1:43.738		9	32.662	93.1	45.413	87.7	24.601	112.0	1:42.676	
3	32.194	93.4	45.529	87.6	24.836	111.1	1:42.559		10	31.661	94.3	45.056	88.9	24.595	111.8	1:41.312	
4	32.011	93.6	45.403	88.6	24.664	110.6	1:42.078		11	32.461	94.2	45.128	86.8	24.625	111.3	1:42.214	
5	31.922	93.6	45.509	85.8	24.449	112.2	1:41.880		12	31.915	94.2	45.020	83.8	25.450	108.6	1:42.385	
6	31.814	92.2	45.851	87.2	25.510	108.8	1:43.175		13	31.663	95.5	45.243	90.9	24.464	112.8	1:41.370	
7	32.822	94.8	45.661	85.8	25.256	112.2	1:43.739		14								

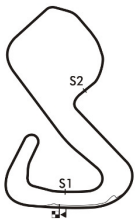

Session Start: 15:37:35 - Finish: 15:59:14
Weather/Track Conditions: Bright / Dry
Circuit: Brands Hatch Grand Prix Circuit
Track Length: 3.916 Km - 2.4330 miles
Printed: 01-07-2018 - 16:01

Legends of Brands Hatch Superprix - 30 Jun - 1 Jul 2018

HSCC Historic Formula Ford supported by Carless Race Fuels with Vital Equipment

Race 15 - Sector Analysis

24 Ben Mitchell ( ) — Merlyn Mk20

lap	Sect-1	Speed	Sect-2	Speed	Sect-3	Speed	Laptime	Pit	lap	Sect-1	Speed	Sect-2	Speed	Sect-3	Speed	Laptime	Pit
1		94.2	44.642	93.2	24.136	112.0	1:45.962		8	31.040	93.8	44.190	93.5	23.975	110.4	1:39.205	
2	31.222	93.6	44.627	93.5	24.083	109.7	1:39.932		9	31.162	94.4	44.333	92.7	23.964	109.8	1:39.459	
3	31.546	94.8	44.276	93.7	24.080	109.3	1:39.902		10	30.913	94.2	44.284	90.5	23.997	109.8	1:39.194	
4	31.003	94.2	44.152	93.2	23.886	109.3	1:39.041		11	31.010	94.2	44.481	92.1	24.053	109.8	1:39.544	
5	31.215	93.6	44.163	94.4	23.914	108.9	1:39.292		12	31.054	94.6	44.253	93.5	23.858	111.3	1:39.165	
6	30.936	94.7	44.055	93.7	23.999	109.7	1:38.990		13	31.038	95.0	45.616	91.7	24.018	110.0	1:40.672	
7	30.973	95.0	44.299	92.3	24.154	110.4	1:39.426		14								

31 John Emery (OF) — Lola T200

lap	Sect-1	Speed	Sect-2	Speed	Sect-3	Speed	Laptime	Pit	lap	Sect-1	Speed	Sect-2	Speed	Sect-3	Speed	Laptime	Pit
1		80.7	52.946	75.0	27.049	103.7	2:10.046		7	37.002	79.2	55.293	69.7	27.554	103.4	1:59.849	
2	35.389	84.7	51.909	73.3	27.490	104.1	1:54.788		8	38.002	80.0	52.188	79.4	28.044	103.3	1:58.234	
3	36.140	80.7	52.270	74.2	27.268	103.7	1:55.678		9	35.933	84.4	52.278	76.2	27.050	104.5	1:55.261	
4	35.728	80.3	52.261	74.0	27.516	103.0	1:55.505		10	35.558	85.6	52.644	72.6	27.473	103.3	1:55.675	
5	35.616	84.6	51.559	73.6	26.996	103.6	1:54.171		11	35.289	85.6	52.244	78.1	27.177	103.0	1:54.710	
6	35.623	80.7	51.639	78.4	29.776	102.0	1:57.038		12	1:01.052	47.9	In		In		1:53.393	P

33 Pierre Lombardi ( ) — Brabham BT18

lap	Sect-1	Speed	Sect-2	Speed	Sect-3	Speed	Laptime	Pit	lap	Sect-1	Speed	Sect-2	Speed	Sect-3	Speed	Laptime	Pit
1		89.3	47.707	86.1	25.470	109.8	1:57.036		8	33.018	91.2	46.282	89.3	24.743	108.9	1:44.043	
2	32.430	91.4	46.497	86.9	25.148	110.0	1:44.075		9	32.385	90.5	46.071	89.1	24.796	109.3	1:43.252	
3	32.387	92.0	46.160	88.3	24.945	109.7	1:43.492		10	32.683	91.4	46.249	89.7	24.875	108.8	1:43.807	
4	32.654	92.1	46.436	86.9	25.150	107.7	1:44.240		11	32.307	91.1	46.103	89.8	24.977	108.4	1:43.387	
5	32.291	92.2	46.006	90.3	24.814	108.9	1:43.111		12	32.367	91.4	46.152	91.3	24.925	108.8	1:43.444	
6	32.061	92.2	46.184	91.3	24.813	108.6	1:43.058		13	32.599	92.1	45.997	90.1	24.885	109.5	1:43.481	
7	32.461	91.2	46.211	87.1	25.646	108.2	1:44.318		14								

35 Michael Rasper ( ) — Merlyn Mk11A

lap	Sect-1	Speed	Sect-2	Speed	Sect-3	Speed	Laptime	Pit	lap	Sect-1	Speed	Sect-2	Speed	Sect-3	Speed	Laptime	Pit
1		87.0	48.937	83.2	25.337	106.9	2:02.826		7	33.330	90.6	49.382	71.3	26.159	106.7	1:48.871	
2	32.962	90.7	47.506	72.3	25.846	108.9	1:46.314		8	33.239	89.9	47.184	82.6	25.410	107.6	1:45.833	
3	32.908	91.0	48.906	77.8	25.621	108.9	1:47.435		9	34.133	88.9	47.558	83.6	25.258	106.2	1:46.949	
4	33.499	91.4	48.454	78.1	25.516	109.8	1:47.469		10	33.141	89.2	47.892	82.4	25.295	108.4	1:46.328	
5	33.282	91.6	50.175	81.2	26.330	107.2	1:49.787		11	33.120	90.1	48.170	82.0	25.318	106.9	1:46.608	
6	32.637	92.0	47.867	76.6	25.421	109.1	1:45.925		12	33.335	88.7	49.275	86.6	26.133	97.6	1:48.743	

36 Rob Smith (OF) — Merlyn Mk20

lap	Sect-1	Speed	Sect-2	Speed	Sect-3	Speed	Laptime	Pit	lap	Sect-1	Speed	Sect-2	Speed	Sect-3	Speed	Laptime	Pit
1		88.4	46.890	82.7	24.470	114.9	1:53.183		8	32.107	93.5	46.166	86.8	24.261	110.0	1:42.534	
2	33.055	86.8	45.336	84.8	24.351	114.9	1:42.742		9	31.833	94.7	45.579	90.1	24.464	108.9	1:41.876	
3	32.316	95.1	45.790	87.5	24.366	114.3	1:42.472		10	31.968	93.5	46.078	85.8	24.242	108.2	1:42.288	
4	32.429	93.8	45.467	83.5	24.383	114.1	1:42.279		11	31.966	94.6	45.414	83.0	24.373	109.1	1:41.753	
5	32.369	93.3	45.527	83.7	24.452	113.2	1:42.348		12	32.002	95.1	45.691	81.1	24.908	108.8	1:42.601	
6	32.047	94.4	45.710	88.4	24.314	115.1	1:42.071		13	31.758	93.4	45.369	86.8	24.624	108.4	1:41.751	
7	32.142	94.3	45.612	84.3	24.354	111.3	1:42.108		14								

37 Will Nuthall ( ) — Jamun T2

lap	Sect-1	Speed	Sect-2	Speed	Sect-3	Speed	Laptime	Pit	lap	Sect-1	Speed	Sect-2	Speed	Sect-3	Speed	Laptime	Pit
1		91.4	46.042	88.8	24.266	114.1	1:50.525		8	31.537	92.9	44.831	92.3	24.273	107.9	1:40.641	
2	32.115	90.9	45.477	89.3	24.291	110.2	1:41.883		9	31.590	92.4	44.674	90.5	24.390	107.2	1:40.654	
3	31.647	93.4	44.575	88.7	24.272	110.6	1:40.494		10	31.260	93.1	44.725	88.8	24.269	109.1	1:40.254	
4	31.735	95.0	44.947	91.8	24.135	109.3	1:40.817		11	31.765	92.4	44.785	87.6	24.398	107.2	1:40.948	
5	31.482	93.3	45.676	88.3	24.666	107.0	1:41.824		12	31.345	93.1	44.870	90.5	24.496	107.4	1:40.711	
6	31.608	92.7	45.363	89.1	24.362	107.9	1:41.333		13	31.285	92.9	45.139	90.9	24.489	107.9	1:40.913	
7	31.345	93.1	45.022	90.9	24.454	108.1	1:40.821		14								

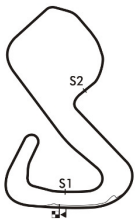

Session Start: 15:37:35 - Finish: 15:59:14
Weather/Track Conditions: Bright / Dry
Circuit: Brands Hatch Grand Prix Circuit
Track Length: 3.916 Km - 2.4330 miles
Printed: 01-07-2018 - 16:01

MST
Results: www.mstworld.com. Live Timing: https://livetiming.getraceresults.com/mst. Email: timing@mstworld.com

Legends of Brands Hatch Superprix - 30 Jun - 1 Jul 2018

HSCC Historic Formula Ford supported by Carless Race Fuels with Vital Equipment

Race 15 - Sector Analysis

40 Sam Mitchell ( ) — Merlyn Mk20

lap	Sect-1	Speed	Sect-2	Speed	Sect-3	Speed	Laptime	Pit	lap	Sect-1	Speed	Sect-2	Speed	Sect-3	Speed	Laptime	Pit
1		94.2	44.699	84.8	24.118	113.0	1:47.285		8	31.345	94.8	44.573	91.3	23.787	113.2	1:39.705	
2	31.490	94.8	44.372	88.6	24.034	111.5	1:39.896		9	31.476	95.0	45.470	85.7	24.500	110.6	1:41.446	
3	31.117	94.7	44.289	89.7	23.960	113.5	1:39.366		10	30.973	94.8	44.090	89.7	24.174	111.5	1:39.237	
4	31.135	95.5	44.196	87.6	23.845	110.2	1:39.176		11	31.478	91.6	44.187	90.6	23.992	111.1	1:39.657	
5	31.322	95.2	44.169	91.0	23.698	114.9	1:39.189		12	31.106	95.1	44.044	92.6	24.065	111.3	1:39.215	
6	31.304	96.2	44.384	88.3	23.856	113.3	1:39.544		13	30.910	95.8	45.208	94.4	25.559	105.7	1:41.677	
7	31.337	95.9	44.284	91.1	24.238	109.8	1:39.859		14								

41 Paul Unsworth (OF) — Palliser WDF3

lap	Sect-1	Speed	Sect-2	Speed	Sect-3	Speed	Laptime	Pit	lap	Sect-1	Speed	Sect-2	Speed	Sect-3	Speed	Laptime	Pit
1							1:55.716		8							1:46.076	
2							1:44.357		9							1:44.978	
3							1:43.990		10							1:43.816	
4							1:45.111		11							1:43.618	
5							1:43.974		12							1:43.455	
6							1:43.520		13							1:43.985	
7							1:44.381		14								

43 Callum Grant ( ) — Merlyn Mk20A

lap	Sect-1	Speed	Sect-2	Speed	Sect-3	Speed	Laptime	Pit	lap	Sect-1	Speed	Sect-2	Speed	Sect-3	Speed	Laptime	Pit
1		93.9	44.543	88.1	24.070	113.3	1:46.310		8	32.074	95.2	44.428	89.3	23.857	115.3	1:40.359	
2	31.288	95.0	44.656	88.8	24.101	112.8	1:40.045		9	31.266	95.5	45.248	84.9	24.569	112.6	1:41.083	
3	31.260	95.0	44.590	91.2	24.092	112.4	1:39.942		10	31.047	95.0	44.065	89.2	23.952	114.1	1:39.064	
4	31.098	95.5	44.215	89.9	24.052	110.7	1:39.365		11	31.491	92.1	44.289	90.6	24.049	112.6	1:39.829	
5	31.038	96.1	43.879	91.7	24.054	109.8	1:38.971		12	31.044	95.8	43.994	89.4	23.911	113.9	1:38.949	
6	31.072	95.2	44.312	90.5	24.057	110.9	1:39.441		13	31.077	95.9	44.575	91.0	24.341	110.6	1:39.993	
7	31.186	94.2	44.599	86.0	24.495	108.1	1:40.280		14								

63 Matthew Sturmer (OF) — Macon MR8

lap	Sect-1	Speed	Sect-2	Speed	Sect-3	Speed	Laptime	Pit	lap	Sect-1	Speed	Sect-2	Speed	Sect-3	Speed	Laptime	Pit
1		84.8	49.821	80.4	25.860	104.7	2:02.149		8	33.427	88.7	46.858	82.5	25.094	107.7	1:45.379	
2	33.127	87.2	48.327	71.5	26.156	104.7	1:47.610		9	33.080	89.4	46.975	80.9	25.498	105.0	1:45.553	
3	33.159	87.0	48.565	80.8	25.538	105.4	1:47.262		10	32.628	89.9	47.360	80.9	24.989	109.3	1:44.977	
4	33.348	89.2	48.509	76.0	25.567	105.7	1:47.424		11	33.050	90.1	46.945	81.3	25.219	106.9	1:45.214	
5	33.328	88.9	49.756	81.5	25.963	104.2	1:49.047		12	33.018	89.8	47.708	81.8	25.243	108.2	1:45.969	
6	32.733	89.5	47.738	82.9	25.579	106.0	1:46.050		13	33.817	90.1	46.738	81.5	25.234	104.9	1:45.789	
7	33.169	88.0	48.200	82.1	25.325	106.0	1:46.694		14								

64 Benjamin Tusting ( ) — Merlyn Mk20A

lap	Sect-1	Speed	Sect-2	Speed	Sect-3	Speed	Laptime	Pit	lap	Sect-1	Speed	Sect-2	Speed	Sect-3	Speed	Laptime	Pit
1		91.5	47.057	82.2	24.765	110.9	1:56.705		3	31.811	94.6	45.072	85.3	24.578	113.2	1:41.461	
2	31.781	93.0	46.313	81.5	24.957	111.1	1:43.051		4								

66 Andrew Wiggins (OF) — Titan Mk6

lap	Sect-1	Speed	Sect-2	Speed	Sect-3	Speed	Laptime	Pit	lap	Sect-1	Speed	Sect-2	Speed	Sect-3	Speed	Laptime	Pit
1		92.1	47.210	79.9	25.220	108.6	1:54.617		6	31.847	93.1	45.269	83.1	24.973	108.2	1:42.089	
2	32.492	92.7	46.208	86.0	25.022	110.7	1:43.722		7	32.648	92.5	45.963	82.3	25.198	108.4	1:43.809	
3	32.425	92.9	46.428	79.5	24.846	109.1	1:43.699		8	32.124	92.2	45.753	82.1	24.889	108.6	1:42.766	
4	32.598	92.4	46.214	80.1	25.138	108.4	1:43.950		9	31.988	92.0	45.615	82.5	24.718	109.7	1:42.321	
5	32.684	92.6	45.646	81.2	24.810	109.1	1:43.140		10	31.956	92.2	45.552	83.9	24.650	108.4	1:42.158	

67 Stephen Greenwood (OF) — Beattie

lap	Sect-1	Speed	Sect-2	Speed	Sect-3	Speed	Laptime	Pit	lap	Sect-1	Speed	Sect-2	Speed	Sect-3	Speed	Laptime	Pit
1		89.8	48.133	82.6	25.729	106.7	2:01.472		8	34.577	90.9	46.813	85.9	25.307	106.0	1:46.697	
2	33.030	91.2	48.088	76.0	26.108	109.7	1:47.226		9	33.288	91.6	47.238	89.5	24.947	107.7	1:45.473	
3	32.573	90.4	48.080	85.6	25.678	106.2	1:46.331		10	32.374	86.8	47.031	89.3	25.735	105.9	1:45.140	
4	32.691	92.9	48.575	83.2	25.477	108.6	1:46.743		11	32.292	92.4	47.811	85.1	25.203	106.5	1:45.306	
5	33.104	88.4	47.761	86.8	25.165	105.4	1:46.030		12	32.538	92.4	47.361	87.1	25.378	105.9	1:45.277	
6	32.776	93.3	47.225	83.7	25.216	105.9	1:45.217		13	32.817	90.9	47.574	80.9	25.754	106.4	1:46.145	
7	33.169	91.5	47.625	86.2	25.289	107.2	1:46.083		14								

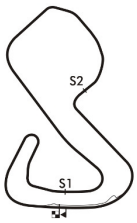

Session Start: 15:37:35 - Finish: 15:59:14
Weather/Track Conditions: Bright / Dry
Circuit: Brands Hatch Grand Prix Circuit
Track Length: 3.916 Km - 2.4330 miles
Printed: 01-07-2018 - 16:01

Legends of Brands Hatch Superprix - 30 Jun - 1 Jul 2018

HSCC Historic Formula Ford supported by Carless Race Fuels with Vital Equipment

Race 15 - Sector Analysis

69 Tiff Needell (OF) — Lotus 69F

lap	Sect-1	Speed	Sect-2	Speed	Sect-3	Speed	Laptime	Pit	lap	Sect-1	Speed	Sect-2	Speed	Sect-3	Speed	Laptime	Pit
1		91.7	45.799	83.5	24.806	109.1	1:49.836		8	31.504	93.3	45.417	82.3	24.446	108.6	1:41.367	
2	31.746	92.0	45.356	88.6	24.588	109.1	1:41.690		9	31.500	92.2	44.919	91.3	24.468	108.1	1:40.887	
3	31.522	92.2	45.113	87.5	24.668	108.9	1:41.303		10	31.460	92.2	44.921	88.1	24.669	108.1	1:41.050	
4	31.642	93.3	45.517	87.9	24.471	109.7	1:41.630		11	31.471	93.8	45.604	86.1	24.770	106.7	1:41.845	
5	31.611	92.1	45.251	83.0	24.569	110.9	1:41.431		12	31.691	93.1	45.663	86.2	24.827	107.2	1:42.181	
6	31.851	93.0	45.050	84.6	24.580	109.1	1:41.481		13	31.742	91.4	45.788	86.9	24.933	107.2	1:42.463	
7	31.985	94.2	44.937	86.5	24.420	108.1	1:41.342		14								

70 Daniel Stanzl ( ) — Elden Mk8

lap	Sect-1	Speed	Sect-2	Speed	Sect-3	Speed	Laptime	Pit	lap	Sect-1	Speed	Sect-2	Speed	Sect-3	Speed	Laptime	Pit
1		88.6	46.368	87.9	24.135	116.5	1:50.650		8	31.739	94.2	45.858	88.4	24.623	110.0	1:42.220	
2	32.208	91.9	45.552	89.1	24.030	112.2	1:41.790		9	31.892	91.2	45.083	84.4	24.431	110.6	1:41.406	
3	31.871	91.9	44.682	87.6	24.106	114.3	1:40.659		10	31.731	91.2	45.295	87.9	24.484	110.2	1:41.510	
4	31.906	91.9	45.126	87.5	24.357	111.8	1:41.389		11	31.883	94.0	45.909	85.5	24.661	109.7	1:42.453	
5	31.813	92.6	45.322	83.4	24.559	111.3	1:41.694		12	31.568	92.2	45.125	84.8	24.410	109.8	1:41.103	
6	32.114	92.9	44.994	87.6	24.221	115.1	1:41.329		13	31.870	93.5	45.260	84.4	24.481	110.7	1:41.611	
7	31.718	91.5	45.358	87.0	24.233	113.2	1:41.309		14								

73 Ed Thurston ( ) — Elden Mk8

lap	Sect-1	Speed	Sect-2	Speed	Sect-3	Speed	Laptime	Pit	lap	Sect-1	Speed	Sect-2	Speed	Sect-3	Speed	Laptime	Pit
1		93.1	44.639	86.1	24.354	110.4	1:47.282		8	31.751	95.0	44.966	88.3	24.330	108.8	1:41.047	
2	31.826	93.5	44.583	84.6	24.087	113.5	1:40.496		9	31.569	94.4	44.727	89.1	24.387	108.9	1:40.683	
3	31.301	95.0	44.210	90.6	24.120	109.8	1:39.631		10	31.896	91.5	44.654	90.1	24.260	107.9	1:40.810	
4	31.267	93.6	44.484	88.5	24.349	109.8	1:40.100		11	31.401	93.0	44.772	90.9	24.280	110.0	1:40.453	
5	31.299	94.7	44.345	91.2	24.158	109.1	1:39.802		12	31.451	94.2	44.878	88.7	24.237	110.0	1:40.566	
6	31.322	93.1	44.768	92.2	24.498	107.7	1:40.588		13	31.459	92.7	44.856	85.5	24.581	107.7	1:40.896	
7	31.467	94.6	44.898	88.0	24.228	111.5	1:40.593		14								

77 Chris Sharples (OF) — Palliser WDF1

lap	Sect-1	Speed	Sect-2	Speed	Sect-3	Speed	Laptime	Pit	lap	Sect-1	Speed	Sect-2	Speed	Sect-3	Speed	Laptime	Pit
1		88.7	49.039	71.6	25.837	107.7	2:00.365		7	33.315	90.3	47.473	81.0	25.138	110.4	1:45.926	
2	32.949	90.5	47.365	73.5	25.854	110.2	1:46.168		8	1:41.651	84.4	51.013	78.5	27.247	107.0	2:59.911	
3	33.611	90.7	48.096	80.9	25.560	105.2	1:47.267		9	33.524	89.8	46.770	86.8	25.497	107.4	1:45.791	
4	33.088	90.4	48.926	81.5	25.663	105.5	1:47.677		10	33.048	89.1	47.464	83.5	26.019	108.4	1:46.531	
5	33.197	89.2	47.298	81.6	25.480	106.0	1:45.975		11	32.922	90.6	46.574	82.2	25.397	107.0	1:44.893	
6	32.844	90.6	47.821	79.0	25.351	108.9	1:46.016		12	32.919	90.3	46.890	85.3	25.313	109.1	1:45.122	

82 Lee Penson ( ) — Lotus 51A

lap	Sect-1	Speed	Sect-2	Speed	Sect-3	Speed	Laptime	Pit	lap	Sect-1	Speed	Sect-2	Speed	Sect-3	Speed	Laptime	Pit
1		90.3	49.525	77.1	25.624	108.9	1:59.708		7	33.212	91.5	47.651	74.2	26.027	108.8	1:46.890	
2	32.929	90.6	47.571	72.5	25.944	109.1	1:46.444		8	34.271	88.4	48.454	77.6	25.683	107.4	1:48.408	
3	33.731	88.1	49.019	78.0	25.517	108.6	1:48.267		9	34.589	90.9	48.490	78.6	25.822	108.6	1:48.901	
4	33.929	90.0	48.706	78.3	25.603	108.8	1:48.238		10	33.215	92.5	51.221	78.8	25.984	107.9	1:50.420	
5	33.328	89.2	47.655	80.8	25.271	108.9	1:46.254		11	33.247	89.1	48.653	79.9	25.818	108.2	1:47.718	
6	33.316	91.2	47.633	78.3	25.484	108.6	1:46.433		12	33.763	90.6	50.940	76.8	26.181	108.2	1:50.884	

87 Ian Jeary ( ) — Elden Mk8

lap	Sect-1	Speed	Sect-2	Speed	Sect-3	Speed	Laptime	Pit	lap	Sect-1	Speed	Sect-2	Speed	Sect-3	Speed	Laptime	Pit
1		90.4	48.111	85.8	25.375	106.7	1:57.768		8	32.792	91.2	46.331	84.0	25.254	105.9	1:44.377	
2	32.915	90.0	47.542	85.0	25.207	105.4	1:45.664		9	32.870	89.3	46.861	84.4	25.245	104.7	1:44.976	
3	32.517	90.6	1:00.359	83.6	25.543	104.4	1:58.419		10	32.545	87.4	47.569	85.1	25.483	105.9	1:45.597	
4	32.523	90.3	47.082	85.4	25.759	104.7	1:45.364		11	32.605	91.7	47.039	82.9	25.273	105.4	1:44.917	
5	32.369	91.4	46.844	78.4	25.341	107.9	1:44.554		12	32.560	90.4	48.075	85.3	25.802	103.7	1:46.437	
6	33.234	90.4	46.855	83.7	25.157	105.0	1:45.246		13	32.756	89.8	46.907	78.5	25.740	104.2	1:45.403	
7	32.729	91.2	46.437	85.9	25.361	105.9	1:44.527		14								

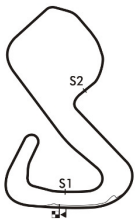

Session Start: 15:37:35 - Finish: 15:59:14
Weather/Track Conditions: Bright / Dry
Circuit: Brands Hatch Grand Prix Circuit
Track Length: 3.916 Km - 2.4330 miles
Printed: 01-07-2018 - 16:01

MST
Results: www.mstworld.com. Live Timing: https://livetiming.getraceresults.com/mst. Email: timing@mstworld.com

Legends of Brands Hatch Superprix - 30 Jun - 1 Jul 2018

HSCC Historic Formula Ford supported by Carless Race Fuels with Vital Equipment

Race 15 - Sector Analysis

88 Chris Stuart (OF) — Crossle 16F

lap	Sect-1	Speed	Sect-2	Speed	Sect-3	Speed	Laptime	Pit	lap	Sect-1	Speed	Sect-2	Speed	Sect-3	Speed	Laptime	Pit
1		93.6	47.103	83.0	24.701	109.3	1:54.505		8	1:07.310	89.5	45.482	87.7	24.706	110.2	2:17.498	
2	31.955	93.6	46.562	86.0	24.802	112.4	1:43.319		9	33.052	89.4	45.709	89.3	24.854	111.8	1:43.615	
3	32.331	92.2	46.043	85.9	24.812	113.3	1:43.186		10	33.242	92.6	47.501	82.1	24.691	108.9	1:45.434	
4	33.048	90.7	46.470	84.1	25.384	108.4	1:44.902		11	32.332	94.2	45.968	81.9	24.820	110.4	1:43.120	
5	32.069	94.3	45.504	80.9	24.466	111.8	1:42.039		12	31.934	94.6	46.737	81.1	25.376	112.2	1:44.047	
6	31.580	95.9	45.357	85.6	24.509	112.6	1:41.446		13	33.332	91.7	46.032	84.5	25.122	110.4	1:44.486	
7	39.060	93.4	45.414	83.4	25.460	110.6	1:49.934		14								

89 Ted Pearson (OF) — Merlyn Mk11/17

lap	Sect-1	Speed	Sect-2	Speed	Sect-3	Speed	Laptime	Pit	lap	Sect-1	Speed	Sect-2	Speed	Sect-3	Speed	Laptime	Pit
1		92.9	46.037	87.8	24.644	111.3	1:50.406		8	32.791	93.8	45.328	90.1	24.546	114.9	1:42.665	
2	32.372	88.2	46.858	89.8	24.846	110.2	1:44.076		9	32.068	92.4	45.312	89.7	24.443	111.1	1:41.823	
3	31.942	92.6	45.521	86.8	24.775	108.6	1:42.238		10	31.771	93.3	45.306	87.9	24.418	111.1	1:41.495	
4	31.885	92.5	45.745	87.3	24.732	107.7	1:42.362		11	32.127	93.3	45.046	87.1	24.415	111.1	1:41.588	
5	31.854	92.2	45.931	89.4	24.548	108.4	1:42.333		12	31.787	94.8	45.711	82.8	25.707	109.1	1:43.205	
6	32.232	92.7	45.993	89.2	25.205	107.2	1:43.430		13	31.686	93.6	45.230	90.6	24.249	111.8	1:41.165	
7	32.164	94.4	46.122	86.7	25.454	109.8	1:43.740		14								

93 Rudolf Ernst (OF) — Titan Mk6

lap	Sect-1	Speed	Sect-2	Speed	Sect-3	Speed	Laptime	Pit	lap	Sect-1	Speed	Sect-2	Speed	Sect-3	Speed	Laptime	Pit
1		78.8	49.285	81.4	25.783	106.5	2:01.256		8	33.553	88.1	47.313	80.7	25.506	106.7	1:46.372	
2	32.873	87.6	48.147	76.3	26.298	106.5	1:47.318		9	33.312	88.9	46.992	82.7	25.598	106.5	1:45.902	
3	32.498	88.7	49.578	80.7	25.837	106.5	1:47.913		10	32.656	89.7	46.882	83.7	25.637	106.9	1:45.175	
4	33.085	87.3	48.663	82.7	25.678	107.0	1:47.426		11	32.924	90.0	46.773	81.1	25.515	107.0	1:45.212	
5	33.124	87.4	49.168	80.5	25.536	106.4	1:47.828		12	32.746	89.7	47.323	83.3	25.519	106.9	1:45.588	
6	34.114	88.7	47.890	84.1	25.207	108.6	1:47.211		13	32.593	89.8	46.629	83.3	25.453	107.0	1:44.675	
7	32.780	88.2	47.049	86.6	25.831	107.0	1:45.660		14								

96 Antony Ross (OF) — Lola T200

lap	Sect-1	Speed	Sect-2	Speed	Sect-3	Speed	Laptime	Pit	lap	Sect-1	Speed	Sect-2	Speed	Sect-3	Speed	Laptime	Pit
1		92.7	46.560	83.2	24.933	110.9	1:52.699		8	32.364	94.3	46.204	85.1	24.600	110.0	1:43.168	
2	32.160	93.5	45.921	87.1	24.502	114.9	1:42.583		9	31.761	94.3	45.616	87.7	24.440	111.3	1:41.817	
3	32.501	93.4	45.659	88.1	24.358	114.1	1:42.518		10	31.689	94.4	45.322	88.5	24.613	109.8	1:41.624	
4	32.253	94.4	45.836	84.5	24.598	110.7	1:42.687		11	31.693	93.8	45.523	89.9	24.554	109.7	1:41.770	
5	32.041	94.0	45.475	85.1	24.653	110.0	1:42.169		12	31.731	93.5	46.279	76.4	27.075	110.9	1:45.085	
6	31.889	94.8	45.690	88.1	24.658	112.6	1:42.237		13	32.679	93.3	45.297	90.0	24.713	104.2	1:42.689	
7	31.881	93.3	45.816	88.9	24.599	110.0	1:42.296		14								

99 Nick Arden (OF) — Merlyn Mk11A

lap	Sect-1	Speed	Sect-2	Speed	Sect-3	Speed	Laptime	Pit	lap	Sect-1	Speed	Sect-2	Speed	Sect-3	Speed	Laptime	Pit
1		81.8	53.497	65.6	27.875	102.5	2:13.279		7	39.565	80.6	53.331	75.7	29.743	85.8	2:02.639	
2	36.584	85.2	51.827	69.4	27.951	100.9	1:56.362		8	46.035	72.9	53.898	67.2	28.030	95.1	2:07.963	
3	36.953	82.7	51.965	73.1	27.651	102.2	1:56.569		9	43.988	65.6	58.176	58.4	32.893	87.7	2:15.057	
4	37.209	85.3	52.728	71.0	27.658	101.2	1:57.595		10	43.622	69.2	54.024	73.6	29.887	77.1	2:07.533	
5	37.706	80.9	55.418	72.4	34.198	97.6	2:07.322		11	41.582	82.3	52.534	74.5	27.535	99.2	2:01.651	
6	42.001	79.2	59.718	66.4	31.157	96.6	2:12.876		12								

166 Greg Thornton (OF) — Titan Mk3/4

lap	Sect-1	Speed	Sect-2	Speed	Sect-3	Speed	Laptime	Pit	lap	Sect-1	Speed	Sect-2	Speed	Sect-3	Speed	Laptime	Pit
1		91.0	46.888	79.0	24.933	111.1	1:55.301		2								

199 John Evans (OF) — Lotus 51

lap	Sect-1	Speed	Sect-2	Speed	Sect-3	Speed	Laptime	Pit	lap	Sect-1	Speed	Sect-2	Speed	Sect-3	Speed	Laptime	Pit
1		82.1	51.458	72.2	27.137	107.7	2:06.091		7	35.067	85.4	49.434	71.4	26.380	107.0	1:50.881	
2	34.599	88.4	50.322	65.3	26.903	107.7	1:51.824		8	34.918	88.9	51.225	64.7	26.661	108.9	1:52.804	
3	34.412	86.7	50.150	71.0	26.301	106.5	1:50.863		9	36.656	88.1	49.027	74.3	26.720	104.2	1:52.403	
4	34.120	88.2	50.096	68.3	27.238	106.2	1:51.454		10	34.071	78.3	50.373	70.2	26.450	104.1	1:50.894	
5	35.122	87.0	49.630	75.1	26.411	108.6	1:51.163		11	34.416	88.6	48.589	70.8	27.394	106.9	1:50.399	
6	34.404	89.5	50.294	69.5	27.206	108.6	1:51.904		12	34.158	83.9	49.993	74.1	26.460	108.9	1:50.611	

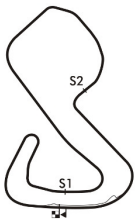

Session Start: 15:37:35 - Finish: 15:59:14
Weather/Track Conditions: Bright / Dry
Circuit: Brands Hatch Grand Prix Circuit
Track Length: 3.916 Km - 2.4330 miles
Printed: 01-07-2018 - 16:01

MST
Results: www.mstworld.com. Live Timing: https://livetiming.getraceresults.com/mst. Email: timing@mstworld.com

Legends of Brands Hatch Superprix - 30 Jun - 1 Jul 2018

HSCC Historic Formula Ford supported by Carless Race Fuels with Vital Equipment

Race 15 - Best Sector Times

	SECTOR 1			SECTOR 2			SECTOR 3		
	NO	TIME	LAP	NO	TIME	LAP	NO	TIME	LAP
1	7	30.833	6	7	43.811	5	40	23.698	5
2	40	30.910	13	43	43.879	5	1	23.754	10
3	24	30.913	10	40	44.044	12	43	23.857	8
4	1	31.010	10	24	44.055	6	24	23.858	12
5	43	31.038	5	1	44.126	6	7	23.910	5
6	4	31.149	6	73	44.210	3	4	24.022	3
7	37	31.260	10	4	44.232	11	70	24.030	2
8	73	31.267	4	37	44.575	3	73	24.087	2
9	69	31.460	10	70	44.682	3	15	24.090	13
10	15	31.466	13	17	44.839	3	17	24.099	7
11	13	31.504	10	69	44.919	9	37	24.135	4
12	17	31.565	3	15	44.951	2	36	24.242	10
13	70	31.568	12	22	45.020	12	89	24.249	13
14	88	31.580	6	89	45.046	11	21	24.348	3
15	22	31.661	10	64	45.072	3	96	24.358	3
16	89	31.686	13	66	45.269	6	69	24.420	7
17	96	31.689	10	96	45.297	13	22	24.449	5
18	36	31.758	13	36	45.336	2	88	24.466	5
19	64	31.781	2	88	45.357	6	13	24.497	11
20	21	31.783	6	13	45.433	11	64	24.578	3
21	66	31.847	6	21	45.476	5	66	24.650	10
22	33	32.061	6	20	45.898	3	33	24.743	8
23	20	32.273	8	33	45.997	13	20	24.767	8
24	67	32.292	11	87	46.331	8	166	24.933	1
25	87	32.369	5	77	46.574	11	67	24.947	9
26	93	32.498	3	93	46.629	13	63	24.989	10
27	166	32.547	2	63	46.738	13	77	25.138	7
28	63	32.628	10	67	46.813	8	87	25.157	6
29	35	32.637	6	166	46.888	1	93	25.207	6
30	77	32.844	6	35	47.184	8	35	25.258	9
31	14	32.868	3	14	47.312	9	82	25.271	5
32	82	32.929	2	82	47.571	2	14	25.341	9
33	8	33.787	11	199	48.589	11	8	26.257	3
34	199	34.071	10	8	49.053	11	199	26.301	3
35	18	34.184	3	18	49.977	2	18	26.332	3
36	31	35.289	11	31	51.559	5	31	26.996	5
37	99	36.584	2	99	51.827	2	99	27.535	11
38	41			41			41		

IDEAL / BEST LAP COMPARISON

NO	NAME	BEST	IN	IDEAL	DIFF
7	Cameron Jackson	1:38.627	5	1:38.554	+0.073
43	Callum Grant	1:38.949	12	1:38.774	+0.175
24	Ben Mitchell	1:38.990	6	1:38.826	+0.164
1	Richard Tarling	1:38.995	10	1:38.890	+0.105
40	Sam Mitchell	1:39.176	4	1:38.652	+0.524
73	Ed Thurston	1:39.631	3	1:39.564	+0.067
4	Maxim Bartell	1:39.870	6	1:39.403	+0.467
37	Will Nuthall	1:40.254	10	1:39.970	+0.284
70	Daniel Stanzl	1:40.659	3	1:40.280	+0.379
17	Brian Morris	1:40.746	3	1:40.503	+0.243
69	Tiff Needell	1:40.887	9	1:40.799	+0.088
15	Matthew Wrigley	1:40.934	13	1:40.507	+0.427
89	Ted Pearson	1:41.165	13	1:40.981	+0.184
22	Tim Brise	1:41.312	10	1:41.130	+0.182
88	Chris Stuart	1:41.446	6	1:41.403	+0.043
13	Stuart Kestenbaum	1:41.514	11	1:41.434	+0.080
96	Antony Ross	1:41.624	10	1:41.344	+0.280
36	Rob Smith	1:41.751	13	1:41.336	+0.415
21	Ross Drybrough	1:42.125	6	1:41.607	+0.518
33	Pierre Lombardi	1:43.058	6	1:42.801	+0.257
20	Kevin Stanzl	1:43.064	8	1:42.938	+0.126
41	Paul Unsworth	1:43.455	12		+
87	Ian Jeary	1:44.377	8	1:43.857	+0.520
93	Rudolf Ernst	1:44.675	13	1:44.334	+0.341
77	Chris Sharples	1:44.893	11	1:44.556	+0.337
63	Matthew Sturmer	1:44.977	10	1:44.355	+0.622
67	Stephen Greenwood	1:45.140	10	1:44.052	+1.088
35	Michael Rasper	1:45.833	8	1:45.079	+0.754
14	Phil Nelson	1:45.866	9	1:45.521	+0.345
82	Lee Penson	1:46.254	5	1:45.771	+0.483
8	Jean-Michel Clerc	1:49.830	9	1:49.097	+0.733
199	John Evans	1:50.399	11	1:48.961	+1.438
31	John Emery	1:54.171	5	1:53.844	+0.327
99	Nick Arden	1:56.362	2	1:55.946	+0.416
64	Benjamin Tusting	1:41.461	3	1:41.431	+0.030
66	Andrew Wiggins	1:42.089	6	1:41.766	+0.323
18	Bill Cowing	1:51.089	3	1:50.493	+0.596
166	Greg Thornton	1:55.301	1	1:44.368	+10.933

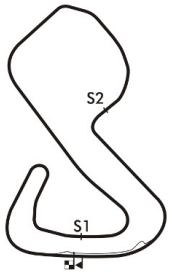

Session Start: 15:37:35 - Finish: 15:59:14
Weather/Track Conditions: Bright / Dry
Circuit: Brands Hatch Grand Prix Circuit
Track Length: 3.916 Km - 2.4330 miles

Printed: 01-07-2018 - 16:02

Legends of Brands Hatch Superprix - 30 Jun - 1 Jul 2018

HSCC Historic Formula Ford supported by Carless Race Fuels with Vital Equipment

Race 15 - Best Sector Speeds

	NO	SECTOR 1	MPH	NO	SECTOR 2	MPH	NO	SECTOR 3	MPH
1	7	Cameron Jackson	96.2	1	Richard Tarling	95.2	70	Daniel Stanzl	116.5
2	40	Sam Mitchell	96.2	24	Ben Mitchell	94.4	43	Callum Grant	115.3
3	43	Callum Grant	96.1	40	Sam Mitchell	94.4	36	Rob Smith	115.1
4	88	Chris Stuart	95.9	7	Cameron Jackson	93.1	40	Sam Mitchell	114.9
5	1	Richard Tarling	95.6	37	Will Nuthall	92.3	89	Ted Pearson	114.9
6	22	Tim Brise	95.5	73	Ed Thurston	92.2	96	Antony Ross	114.9
7	4	Maxim Bartell	95.1	43	Callum Grant	91.7	21	Ross Drybrough	114.7
8	36	Rob Smith	95.1	33	Pierre Lombardi	91.3	17	Brian Morris	114.5
9	15	Matthew Wrigley	95.0	69	Tiff Needell	91.3	1	Richard Tarling	114.3
10	21	Ross Drybrough	95.0	22	Tim Brise	90.9	7	Cameron Jackson	114.3
11	24	Ben Mitchell	95.0	89	Ted Pearson	90.6	37	Will Nuthall	114.1
12	37	Will Nuthall	95.0	4	Maxim Bartell	90.1	4	Maxim Bartell	113.5
13	73	Ed Thurston	95.0	36	Rob Smith	90.1	15	Matthew Wrigley	113.5
14	13	Stuart Kestenbaum	94.8	96	Antony Ross	90.0	73	Ed Thurston	113.5
15	89	Ted Pearson	94.8	21	Ross Drybrough	89.9	22	Tim Brise	113.3
16	96	Antony Ross	94.8	67	Stephen Greenwood	89.5	88	Chris Stuart	113.3
17	64	Benjamin Tusting	94.6	15	Matthew Wrigley	89.3	64	Benjamin Tusting	113.2
18	69	Tiff Needell	94.2	88	Chris Stuart	89.3	13	Stuart Kestenbaum	113.0
19	70	Daniel Stanzl	94.2	70	Daniel Stanzl	89.1	24	Ben Mitchell	112.0
20	20	Kevin Stanzl	94.0	14	Phil Nelson	88.9	20	Kevin Stanzl	111.3
21	17	Brian Morris	93.8	13	Stuart Kestenbaum	88.7	166	Greg Thornton	111.1
22	67	Stephen Greenwood	93.3	20	Kevin Stanzl	88.5	69	Tiff Needell	110.9
23	66	Andrew Wiggins	93.1	77	Chris Sharples	86.8	66	Andrew Wiggins	110.7
24	82	Lee Penson	92.5	35	Michael Rasper	86.6	77	Chris Sharples	110.4
25	33	Pierre Lombardi	92.2	93	Rudolf Ernst	86.6	33	Pierre Lombardi	110.0
26	166	Greg Thornton	92.2	17	Brian Morris	86.1	35	Michael Rasper	109.8
27	14	Phil Nelson	92.0	66	Andrew Wiggins	86.0	67	Stephen Greenwood	109.7
28	35	Michael Rasper	92.0	87	Ian Jeary	85.9	63	Matthew Sturmer	109.3
29	87	Ian Jeary	91.7	64	Benjamin Tusting	85.3	82	Lee Penson	109.1
30	8	Jean-Michel Clerc	91.1	63	Matthew Sturmer	82.9	199	John Evans	108.9
31	77	Chris Sharples	90.7	82	Lee Penson	80.8	93	Rudolf Ernst	108.6
32	63	Matthew Sturmer	90.1	31	John Emery	79.4	87	Ian Jeary	107.9
33	93	Rudolf Ernst	90.0	166	Greg Thornton	79.0	8	Jean-Michel Clerc	107.7
34	199	John Evans	89.5	8	Jean-Michel Clerc	77.0	14	Phil Nelson	107.7
35	18	Bill Cowing	88.5	99	Nick Arden	75.7	18	Bill Cowing	107.6
36	31	John Emery	85.6	18	Bill Cowing	75.1	31	John Emery	104.5
37	99	Nick Arden	85.3	199	John Evans	75.1	99	Nick Arden	102.5
38	41	Paul Unsworth	0.0	41	Paul Unsworth	0.0	41	Paul Unsworth	0.0

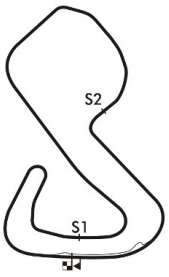

Session Start: 15:37:35 - Finish: 15:59:14
Weather/Track Conditions: Bright / Dry
Circuit: Brands Hatch Grand Prix Circuit
Track Length: 3.916 Km - 2.4330 miles

Printed: 01-07-2018 - 16:02

Legends of Brands Hatch Superprix - 30 Jun - 1 Jul 2018

HSCC Historic Formula Ford supported by Carless Race Fuels with Vital Equipment

Race 15 - Lap Chart

Lap 1			Lap 2			Lap 3			Lap 4			Lap 5			Lap 6		
NO	Behind	Laptime	NO	Behind	Laptime	NO	Behind	Laptime	NO	Behind	Laptime	NO	Behind	Laptime	NO	Behind	Laptime
7		1:45.693	24		1:39.932	24		1:39.902	24		1:39.041	24		1:39.292	24		1:38.990
24	0.269	1:45.962	1	0.140	1:39.943	1	0.226	1:39.988	1	0.405	1:39.220	43	0.504	1:38.971	43	0.955	1:39.441
1	0.398	1:46.091	43	0.461	1:40.045	43	0.501	1:39.942	43	0.825	1:39.365	1	0.578	1:39.465	1	0.956	1:39.368
43	0.617	1:46.310	40	1.287	1:39.896	40	0.751	1:39.366	40	0.886	1:39.176	40	0.783	1:39.189	40	1.337	1:39.544
4	1.296	1:46.989	4	1.680	1:40.585	73	1.613	1:39.631	7	2.634	1:39.517	7	1.969	1:38.627	7	1.637	1:38.658
73	1.589	1:47.282	73	1.884	1:40.496	4	1.891	1:40.113	73	2.672	1:40.100	73	3.182	1:39.802	4	4.759	1:39.870
40	1.592	1:47.285	7	2.218	1:42.419	7	2.158	1:39.842	4	3.244	1:40.394	4	3.879	1:39.927	73	4.780	1:40.588
15	3.007	1:48.700	15	4.023	1:41.217	15	5.500	1:41.379	15	8.220	1:41.761	37	11.414	1:41.824	99	1 LAP	2:07.322
69	4.143	1:49.836	69	5.632	1:41.690	69	7.033	1:41.303	37	8.882	1:40.817	15	11.448	1:42.520	37	13.757	1:41.333
89	4.713	1:50.406	37	6.514	1:41.883	37	7.106	1:40.494	69	9.622	1:41.630	69	11.761	1:41.431	69	14.252	1:41.481
37	4.832	1:50.525	70	6.546	1:41.790	70	7.303	1:40.659	70	9.651	1:41.389	70	12.053	1:41.694	15	14.304	1:41.846
70	4.957	1:50.650	17	7.092	1:41.630	17	7.936	1:40.746	17	9.879	1:40.984	17	12.230	1:41.643	70	14.392	1:41.329
17	5.663	1:51.356	89	8.588	1:44.076	89	10.924	1:42.238	89	14.245	1:42.362	89	17.286	1:42.333	17	14.563	1:41.323
22	5.725	1:51.418	22	9.262	1:43.738	22	11.919	1:42.559	22	14.956	1:42.078	22	17.544	1:41.880	89	21.726	1:43.430
96	7.006	1:52.699	96	9.388	1:42.583	96	12.004	1:42.518	96	15.650	1:42.687	96	18.527	1:42.169	22	21.729	1:43.175
21	7.082	1:52.775	21	9.734	1:42.853	21	12.263	1:42.431	21	15.726	1:42.504	21	18.751	1:42.317	96	21.774	1:42.237
13	7.370	1:53.063	36	10.031	1:42.742	36	12.601	1:42.472	36	15.839	1:42.279	36	18.895	1:42.348	21	21.886	1:42.125
36	7.490	1:53.183	13	11.903	1:44.734	13	15.008	1:43.007	13	19.645	1:43.678	13	23.233	1:42.880	36	21.976	1:42.071
88	8.812	1:54.505	88	11.930	1:43.319	88	15.214	1:43.186	88	21.075	1:44.902	88	23.822	1:42.039	13	26.243	1:42.000
66	8.924	1:54.617	66	12.445	1:43.722	64	15.421	1:41.461	66	21.151	1:43.950	66	24.999	1:43.140	88	26.278	1:41.446
20	9.256	1:54.949	20	13.789	1:44.734	66	16.242	1:43.699	20	21.631	1:43.603	20	25.817	1:43.478	66	28.098	1:42.089
166	9.608	1:55.301	64	13.862	1:43.051	20	17.069	1:43.182	33	24.006	1:44.240	33	27.825	1:43.111	20	30.071	1:43.244
41	10.023	1:55.716	41	14.179	1:44.357	41	18.267	1:43.990	41	24.337	1:45.111	41	29.019	1:43.974	33	31.893	1:43.058
64	11.012	1:56.705	33	15.217	1:44.075	33	18.807	1:43.492	77	36.640	1:47.677	77	43.323	1:45.975	41	33.549	1:43.520
33	11.343	1:57.036	87	17.538	1:45.664	77	28.004	1:47.267	67	36.935	1:46.743	67	43.673	1:46.030	67	49.900	1:45.217
87	12.075	1:57.768	82	20.258	1:46.444	82	28.623	1:48.267	82	37.820	1:48.238	82	44.782	1:46.254	77	50.349	1:46.016
82	14.015	1:59.708	77	20.639	1:46.168	67	29.233	1:46.331	14	38.803	1:47.419	14	47.399	1:47.888	82	52.225	1:46.433
77	14.672	2:00.365	14	21.658	1:46.790	14	30.425	1:48.669	93	39.076	1:47.426	93	47.612	1:47.828	87	53.896	1:45.246
14	15.069	2:00.762	93	22.680	1:47.318	93	30.691	1:47.913	35	39.207	1:47.469	87	47.640	1:44.554	14	55.758	1:47.349
93	15.563	2:01.256	67	22.804	1:47.226	35	30.779	1:47.435	63	39.608	1:47.424	63	49.363	1:49.047	93	55.833	1:47.211
67	15.779	2:01.472	35	23.246	1:46.314	63	31.225	1:47.262	87	42.378	1:45.364	35	49.702	1:49.787	63	56.423	1:46.050
63	16.456	2:02.149	63	23.865	1:47.610	87	36.055	1:58.419	199	55.395	1:51.454	8	1:06.871	1:50.479	35	56.637	1:45.925
35	17.133	2:02.826	199	32.021	1:51.824	199	42.982	1:50.863	8	55.684	1:50.668	199	1:07.266	1:51.163	8	1:20.060	1:52.179
199	20.398	2:06.091	18	32.478	1:51.275	18	43.665	1:51.089	31	1:11.180	1:55.505	31	1:26.059	1:54.171	199	1:20.180	1:51.904
8	21.293	2:06.986	8	33.398	1:52.306	8	44.057	1:50.561	99	1:18.968	1:57.595						
18	21.404	2:07.097	31	38.940	1:54.788	31	54.716	1:55.678									
31	24.353	2:10.046	99	43.747	1:56.362	99	1:00.414	1:56.569									
99	27.586	2:13.279															

Session Start: 15:37:35 - Finish: 15:59:14
Weather/Track Conditions: Bright / Dry
Circuit: Brands Hatch Grand Prix Circuit
Track Length: 3.916 Km - 2.4330 miles
Printed: 01-07-2018 - 16:02

MST
Results: www.mstworld.com. Live Timing: https://livetiming.getraceresults.com/mst. Email: timing@mstworld.com

Legends of Brands Hatch Superprix - 30 Jun - 1 Jul 2018

HSCC Historic Formula Ford supported by Carless Race Fuels with Vital Equipment

Race 15 - Lap Chart

Lap 7			Lap 8			Lap 9			Lap 10			Lap 11			Lap 12		
NO	Behind	Laptime	NO	Behind	Laptime	NO	Behind	Laptime	NO	Behind	Laptime	NO	Behind	Laptime	NO	Behind	Laptime
24		1:39.426	24		1:39.205	24		1:39.459	24		1:39.194	24		1:39.544	24		1:39.165
40	1.770	1:39.859	7	2.266	1:39.589	7	2.503	1:39.696	7	2.477	1:39.168	7	2.414	1:39.481	1	3.096	1:39.774
43	1.809	1:40.280	40	2.270	1:39.705	1	2.686	1:39.339	1	2.487	1:38.995	1	2.487	1:39.544	7	3.120	1:39.871
7	1.882	1:39.671	1	2.806	1:40.068	40	4.257	1:41.446	40	4.300	1:39.237	40	4.413	1:39.657	40	4.463	1:39.215
1	1.943	1:40.413	43	2.963	1:40.359	43	4.587	1:41.083	43	4.457	1:39.064	43	4.742	1:39.829	43	4.526	1:38.949
31	1 LAP	1:57.038	4	7.704	1:41.012	199	1 LAP	1:52.804	73	10.629	1:40.810	4	11.459	1:40.362	4	12.895	1:40.601
4	5.897	1:40.564	73	7.789	1:41.047	8	1 LAP	1:53.685	4	10.641	1:40.850	73	11.538	1:40.453	73	12.939	1:40.566
73	5.947	1:40.593	37	16.588	1:40.641	4	8.985	1:40.740	8	1 LAP	1:49.830	37	20.247	1:40.948	37	21.793	1:40.711
37	15.152	1:40.821	69	18.330	1:41.367	73	9.013	1:40.683	37	18.843	1:40.254	69	23.915	1:41.845	69	26.931	1:42.181
69	16.168	1:41.342	70	19.290	1:42.220	37	17.783	1:40.654	199	1 LAP	1:52.403	70	26.462	1:42.453	70	28.400	1:41.103
70	16.275	1:41.309	17	19.448	1:41.934	69	19.758	1:40.887	69	21.614	1:41.050	17	26.647	1:42.545	17	28.449	1:40.967
17	16.719	1:41.582	15	19.989	1:41.963	70	21.237	1:41.406	70	23.553	1:41.510	15	27.030	1:42.720	15	29.249	1:41.384
15	17.231	1:42.353	31	1 LAP	1:59.849	17	21.292	1:41.303	17	23.646	1:41.548	99	2 LAPS	2:15.057	36	39.143	1:42.601
96	24.644	1:42.296	36	27.987	1:42.534	15	21.653	1:41.123	15	23.854	1:41.395	8	1 LAP	1:51.464	89	40.249	1:43.205
36	24.658	1:42.108	96	28.607	1:43.168	36	30.404	1:41.876	96	33.395	1:41.624	199	1 LAP	1:50.894	22	40.645	1:42.385
89	26.040	1:43.740	22	29.420	1:42.583	96	30.965	1:41.817	36	33.498	1:42.288	96	35.621	1:41.770	8	1 LAP	1:49.869
22	26.042	1:43.739	89	29.500	1:42.665	89	31.864	1:41.823	89	34.165	1:41.495	36	35.707	1:41.753	96	41.541	1:45.085
21	26.263	1:43.803	13	32.721	1:42.146	22	32.637	1:42.676	22	34.755	1:41.312	89	36.209	1:41.588	199	1 LAP	1:50.399
13	29.780	1:42.963	66	36.042	1:42.766	13	36.602	1:43.340	13	39.203	1:41.795	22	37.425	1:42.214	13	43.936	1:41.928
66	32.481	1:43.809	20	38.373	1:43.064	77	1 LAP	2:59.911	66	41.868	1:42.158	13	41.173	1:41.514	20	56.799	1:44.535
20	34.514	1:43.869	33	41.623	1:44.043	66	38.904	1:42.321	77	1 LAP	1:45.791	20	51.429	1:44.205	77	1 LAP	1:44.893
33	36.785	1:44.318	41	45.375	1:46.076	20	42.151	1:43.237	20	46.768	1:43.811	77	1 LAP	1:46.531	99	2 LAPS	2:07.533
88	36.786	1:49.934	21	46.887	1:59.829	31	1 LAP	1:58.234	33	50.029	1:43.807	33	53.872	1:43.387	33	58.151	1:43.444
41	38.504	1:44.381	67	1:04.049	1:46.697	33	45.416	1:43.252	21	55.186	1:44.116	21	58.663	1:43.021	21	1:02.379	1:42.881
99	1 LAP	2:12.876	87	1:04.169	1:44.377	21	50.264	1:42.836	41	55.516	1:43.816	41	59.590	1:43.618	41	1:03.880	1:43.455
67	56.557	1:46.083	99	1 LAP	2:02.639	41	50.894	1:44.978	31	1 LAP	1:55.261	31	1 LAP	1:55.675	67	1:27.883	1:45.277
77	56.849	1:45.926	82	1:08.892	1:48.408	87	1:09.686	1:44.976	67	1:16.009	1:45.140	87	1:21.462	1:44.917	87	1:28.734	1:46.437
87	58.997	1:44.527	93	1:09.234	1:46.372	67	1:10.063	1:45.473	87	1:16.089	1:45.597	67	1:21.771	1:45.306	31	1 LAP	1:54.710
82	59.689	1:46.890	63	1:09.865	1:45.379	93	1:15.677	1:45.902	93	1:21.658	1:45.175	93	1:27.326	1:45.212	93	1:33.749	1:45.588
93	1:02.067	1:45.660	14	1:12.607	1:46.140	63	1:15.959	1:45.553	63	1:21.742	1:44.977	63	1:27.412	1:45.214	88	1:33.933	1:44.047
63	1:03.691	1:46.694	35	1:12.710	1:45.833	82	1:18.334	1:48.901	88	1:25.475	1:45.434	88	1:29.051	1:43.120	63	1:34.216	1:45.969
14	1:05.672	1:49.340	88	1:15.079	2:17.498	14	1:19.014	1:45.866	14	1:27.159	1:47.339	14	1:34.196	1:46.581			
35	1:06.082	1:48.871				88	1:19.235	1:43.615	35	1:27.334	1:46.328	35	1:34.398	1:46.608			
199	1:31.635	1:50.881				35	1:20.200	1:46.949	82	1:29.560	1:50.420	82	1:37.734	1:47.718			
8	1:32.405	1:51.771				99	1 LAP	2:07.963									

Session Start: 15:37:35 - Finish: 15:59:14
Weather/Track Conditions: Bright / Dry
Circuit: Brands Hatch Grand Prix Circuit
Track Length: 3.916 Km - 2.4330 miles
Printed: 01-07-2018 - 16:02

Legends of Brands Hatch Superprix - 30 Jun - 1 Jul 2018

HSCC Historic Formula Ford supported by Carless Race Fuels with Vital Equipment

Race 15 - Lap Chart

Lap 13		
NO	Behind	Laptime
24		1:40.672
7	1.935	1:39.487
1	2.365	1:39.941
35	1 LAP	1:48.743
43	3.847	1:39.993
40	5.468	1:41.677
82	1 LAP	1:50.884
4	13.147	1:40.924
73	13.163	1:40.896
37	22.034	1:40.913
14	1 LAP	2:12.564
69	28.722	1:42.463
70	29.339	1:41.611
17	29.474	1:41.697
15	29.511	1:40.934
36	40.222	1:41.751
89	40.742	1:41.165
22	41.343	1:41.370
96	43.558	1:42.689
13	46.274	1:43.010
8	1 LAP	1:50.884
199	1 LAP	1:50.611
20	59.882	1:43.755
33	1:00.960	1:43.481
77	1 LAP	1:45.122
21	1:04.792	1:43.085
41	1:07.193	1:43.985
99	2 LAPS	2:01.651
67	1:33.356	1:46.145
87	1:33.465	1:45.403
88	1:37.747	1:44.486
93	1:37.752	1:44.675
63	1:39.333	1:45.789
31	1 LAP	1:53.393

Session Start: 15:37:35 - Finish: 15:59:14
Weather/Track Conditions: Bright / Dry
Circuit: Brands Hatch Grand Prix Circuit
Track Length: 3.916 Km - 2.4330 miles
Printed: 01-07-2018 - 16:02

MST
Results: www.mstworld.com. Live Timing: https://livetiming.getraceresults.com/mst. Email: timing@mstworld.com

Legends of Brands Hatch Superprix - 30 Jun - 1 Jul 2018

HGPCA Pre '61 supported by Supagard and Dunlop Tyres

Qualifying for Race 3 - Classification

Sheet No:

POS	NO	DRIVER/S	CLASS	CLASS POS	CAR MAKE / MODEL	TIME	ON	LAPS	GAP	DIFF	MPH
1	2	Rod Jolley	8	1	Lister Jaguar	1:47.959	7	8			81.13
2	77	Geraint Owen	8	2	Kurtis 500C	1:48.332	5	8	0.373	0.373	80.85
3	21	Ian Nuthall	5	1	Alta F2	1:49.714	2	6	1.755	1.382	79.83
4	43	Robi Bernberg	7C	1	Cooper T43	1:50.590	6	6	2.631	0.876	79.20
5	38	Tony Best	7A	1	Ferrari Dino BR01	1:50.650	8	8	2.691	0.060	79.16
6	248	Klaus Lehr	6	1	Maserati 250F CM5	1:50.871	7	8	2.912	0.221	79.00
7	19	Paul Grant	5	2	Cooper Bristol Mk 2	1:52.106	5	6	4.147	1.235	78.13
8	22	Steve Hart	6	2	Maserati 205F	1:52.594	6	7	4.635	0.488	77.79
9	20	David Wenman	5	3	Connaught	1:53.017	7	8	5.058	0.423	77.50
10	34	John Bussey	7C	2	Cooper T43	1:53.749	6	8	5.790	0.732	77.00
11	33	Chris Phillips	5	4	Cooper Bristol Mk 2	1:54.862	7	7	6.903	1.113	76.25
12	18	Tom Dark	2	1	Bugatti T59/50D	1:55.789	6	7	7.830	0.927	75.64
13	7	Charles McCabe	7A	2	BRM P25	1:56.844	6	7	8.885	1.055	74.96
14	36	Erik Staes	5	5	Cooper Bristol	2:01.941	7	7	13.982	5.097	71.83
15	32	Guy Plante	5	6	Cooper Bristol	2:05.495	6	7	17.536	3.554	69.79
16	11	John Gillett	1	1	MG K3	2:16.685	6	6	28.726	11.190	64.08

Car 43 requires a working transponder - Regulation Q12.2.1 refers.
Car 19 - transponder working intermittently, please check position.

Session Start: 09:21:36 - Finish: 09:46:49
Weather/Track Conditions: Sunny / Dry
Circuit: Brands Hatch Grand Prix Circuit
Track Length: 3.916 Km - 2.4330 miles

These results are provisional until the conclusion of any judicial and technical matters.

Clerk of the Course:	Timekeeper:	Issued at:
	Nick Palmer	

MST

Printed: 30-06-2018 - 09:49

Legends of Brands Hatch Superprix - 30 Jun - 1 Jul 2018

HGPCA Pre '61 supported by Supagard and Dunlop Tyres

Qualifying for Race 3 - Sector Analysis

2 Rod Jolley (8) — Lister Jaguar

lap	Sect-1	Speed	Sect-2	Speed	Sect-3	Speed	Laptime	Pit	lap	Sect-1	Speed	Sect-2	Speed	Sect-3	Speed	Laptime	Pit
1	Out	72.1	55.384	65.2	27.815	110.7	2:07.124		5	34.980	93.6	48.158	77.9	26.106	121.1	1:49.244	
2	36.526	84.6	50.618	68.9	26.384	121.5	1:53.528		6	34.388	89.2	50.121	75.8	26.052	123.3	1:50.561	
3	34.890	88.5	49.346	73.8	25.679	122.4	1:49.915		7	34.124	93.8	48.222	74.7	25.613	122.2	1:47.959	
4	34.457	94.3	50.209	74.3	25.570	121.8	1:50.236		8	34.835	90.5	48.341	75.5	26.131	120.0	1:49.307	

7 Charles McCabe (7A) — BRM P25

lap	Sect-1	Speed	Sect-2	Speed	Sect-3	Speed	Laptime	Pit	lap	Sect-1	Speed	Sect-2	Speed	Sect-3	Speed	Laptime	Pit
1	Out	61.7	1:03.338	52.7	32.981	99.3	2:23.204		5	38.080	78.8	54.303	71.3	27.739	107.4	2:00.122	
2	40.603	76.3	56.450	63.3	29.963	92.9	2:07.016		6	37.080	83.7	52.135	67.4	27.629	107.0	1:56.844	
3	40.938	72.7	57.094	66.5	28.851	104.5	2:06.883		7	38.028	82.4	53.059	69.9	27.387	112.6	1:58.474	
4	38.496	80.6	55.109	65.3	28.339	107.6	2:01.944		8								

11 John Gillett (1) — MG K3

lap	Sect-1	Speed	Sect-2	Speed	Sect-3	Speed	Laptime	Pit	lap	Sect-1	Speed	Sect-2	Speed	Sect-3	Speed	Laptime	Pit
1	Out	58.0	1:13.800	49.3	40.212	68.4	2:46.565		4	43.437	72.1	1:05.798	56.4	34.077	87.1	2:23.312	
2	46.348	64.6	1:10.283	56.9	35.652	76.1	2:32.283		5	42.362	71.1	1:05.464	59.0	33.161	88.0	2:20.987	
3	44.406	70.3	1:07.766	53.5	34.868	82.8	2:27.040		6	41.574	77.0	1:02.698	61.9	32.413	93.4	2:16.685	

18 Tom Dark (2) — Bugatti T59/50D

lap	Sect-1	Speed	Sect-2	Speed	Sect-3	Speed	Laptime	Pit	lap	Sect-1	Speed	Sect-2	Speed	Sect-3	Speed	Laptime	Pit
1	Out	62.4	1:02.097	62.2	32.782	93.0	2:23.770		5	37.327	81.1	53.922	74.6	27.048	113.2	1:58.297	
2	38.965	65.6	58.013	67.0	30.640	100.9	2:07.618		6	36.097	78.8	52.610	77.6	27.082	111.1	1:55.789	
3	38.547	71.9	55.701	74.2	28.343	102.5	2:02.591		7	35.947	83.3	1:11.115	72.3	27.414	109.8	2:14.476	
4	37.493	81.6	53.589	72.0	27.666	111.1	1:58.748		8								

19 Paul Grant (5) — Cooper Bristol Mk 2

lap	Sect-1	Speed	Sect-2	Speed	Sect-3	Speed	Laptime	Pit	lap	Sect-1	Speed	Sect-2	Speed	Sect-3	Speed	Laptime	Pit
1							1:56.206		4							1:52.646	
2							1:55.085		5							1:52.106	
3							1:53.864		6							1:52.386	

20 David Wenman (5) — Connaught

lap	Sect-1	Speed	Sect-2	Speed	Sect-3	Speed	Laptime	Pit	lap	Sect-1	Speed	Sect-2	Speed	Sect-3	Speed	Laptime	Pit
1	Out	61.2	1:01.068	68.8	29.217	97.3	2:17.888		5	35.139	83.5	54.211	78.4	27.055	102.8	1:56.405	
2	37.797	78.9	54.115	76.2	27.607	101.9	1:59.519		6	35.355	83.9	51.192	76.4	27.093	103.1	1:53.640	
3	36.049	83.3	51.975	76.6	27.518	102.2	1:55.542		7	35.301	86.1	50.419	78.8	27.297	102.2	1:53.017	
4	36.168	83.2	51.869	77.5	27.415	101.6	1:55.452		8	36.968	82.4	51.175	80.1	27.232	103.7	1:55.375	

21 Ian Nuthall (5) — Alta F2

lap	Sect-1	Speed	Sect-2	Speed	Sect-3	Speed	Laptime	Pit	lap	Sect-1	Speed	Sect-2	Speed	Sect-3	Speed	Laptime	Pit
1	Out	80.8	51.274	61.7	35.575	104.2	2:08.556		4	Out	73.5	54.775	70.8	28.484	104.9	2:12.648	P
2	34.472	86.7	48.658	82.1	26.584	106.5	1:49.714		5	38.394	82.2	51.166	72.4	26.805	107.7	1:56.365	
3	35.398	76.9	51.479	71.0	In		4:56.174	P	6	34.988	87.9	50.699	74.5	26.854	109.8	1:52.541	

22 Steve Hart (6) — Maserati 205F

lap	Sect-1	Speed	Sect-2	Speed	Sect-3	Speed	Laptime	Pit	lap	Sect-1	Speed	Sect-2	Speed	Sect-3	Speed	Laptime	Pit
1	Out	79.0	54.911	66.1	27.441	113.2	2:09.284		5	35.853	77.1	50.852	69.4	26.447	110.4	1:53.152	
2	36.456	77.6	51.016	69.0	26.197	117.1	1:53.669		6	36.308	75.6	50.024	70.8	26.262	118.5	1:52.594	
3	36.267	85.2	50.450	64.1	26.062	121.5	1:52.779		7	35.630	79.9	50.206	71.0	27.129	94.2	1:52.965	
4	36.311	80.2	50.069	65.4	26.728	119.8	1:53.108		8								

32 Guy Plante (5) — Cooper Bristol

lap	Sect-1	Speed	Sect-2	Speed	Sect-3	Speed	Laptime	Pit	lap	Sect-1	Speed	Sect-2	Speed	Sect-3	Speed	Laptime	Pit
1	Out	67.9	1:02.756	60.5	31.734	80.2	2:23.648		5	40.411	72.9	57.573	66.2	29.928	93.8	2:07.912	
2	42.384	71.9	1:00.585	63.1	31.609	85.0	2:14.578		6	38.629	76.2	56.948	67.6	29.918	91.6	2:05.495	
3	40.341	73.3	59.579	66.1	30.409	89.1	2:10.329		7	38.865	76.3	57.101	69.0	29.821	92.2	2:05.787	
4	40.074	74.9	57.882	66.0	30.604	86.9	2:08.560		8								

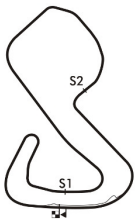

Session Start: 09:21:36 - Finish: 09:46:49
Weather/Track Conditions: Sunny / Dry
Circuit: Brands Hatch Grand Prix Circuit
Track Length: 3.916 Km - 2.4330 miles
Printed: 30-06-2018 - 09:51

MST

Results: www.mstworld.com. Live Timing: https://livetiming.getraceresults.com/mst. Email: timing@mstworld.com

Legends of Brands Hatch Superprix - 30 Jun - 1 Jul 2018

HGPCA Pre '61 supported by Supagard and Dunlop Tyres

Qualifying for Race 3 - Sector Analysis

33 Chris Phillips (5) — Cooper Bristol Mk 2

lap	Sect-1	Speed	Sect-2	Speed	Sect-3	Speed	Laptime	Pit	lap	Sect-1	Speed	Sect-2	Speed	Sect-3	Speed	Laptime	Pit
1	38.656	76.3	53.655	69.2	27.862	101.4	2:00.173		5	36.113	79.9	52.432	71.6	27.794	108.6	1:56.339	
2	37.210	81.6	53.454	63.3	28.001	103.0	1:58.665		6	36.077	83.0	51.881	71.3	27.137	108.1	1:55.095	
3	36.763	80.9	52.643	65.7	27.831	104.1	1:57.237		7	36.115	81.4	51.731	69.0	27.016	108.1	1:54.862	
4	38.158	81.5	51.793	71.1	27.132	107.4	1:57.083		8								

34 John Bussey (7C) — Cooper T43

lap	Sect-1	Speed	Sect-2	Speed	Sect-3	Speed	Laptime	Pit	lap	Sect-1	Speed	Sect-2	Speed	Sect-3	Speed	Laptime	Pit
1	Out	68.2	56.696	68.1	28.769	103.6	2:10.782		5	35.644	80.5	51.215	78.1	26.911	106.9	1:53.770	
2	37.123	80.7	53.494	74.1	27.183	106.9	1:57.800		6	35.722	80.6	51.287	78.4	26.740	108.1	1:53.749	
3	36.153	79.5	51.259	74.6	27.370	105.9	1:54.782		7	35.668	80.6	51.631	76.0	27.103	107.6	1:54.402	
4	35.725	85.3	54.411	75.6	27.503	107.0	1:57.639		8	35.524	82.0	51.661	74.0	26.737	108.9	1:53.922	

36 Erik Staes (5) — Cooper Bristol

lap	Sect-1	Speed	Sect-2	Speed	Sect-3	Speed	Laptime	Pit	lap	Sect-1	Speed	Sect-2	Speed	Sect-3	Speed	Laptime	Pit
1	Out	67.8	1:04.052	62.2	30.820	87.3	2:24.838		5	39.323	77.8	54.751	71.8	29.150	102.0	2:03.224	
2	42.441	72.9	58.846	60.6	31.160	91.4	2:12.447		6	39.893	77.7	54.825	71.8	28.664	101.9	2:03.382	
3	40.966	71.4	1:02.365	63.3	30.220	97.0	2:13.551		7	38.237	81.5	54.603	71.0	29.101	101.6	2:01.941	
4	39.370	78.0	55.810	66.1	29.509	98.3	2:04.689		8								

38 Tony Best (7A) — Ferrari Dino BR01

lap	Sect-1	Speed	Sect-2	Speed	Sect-3	Speed	Laptime	Pit	lap	Sect-1	Speed	Sect-2	Speed	Sect-3	Speed	Laptime	Pit
1	Out	65.1	59.838	57.5	29.683	105.7	2:14.955		5	35.212	85.0	51.074	81.1	26.109	110.6	1:52.395	
2	37.175	82.9	51.264	74.7	26.373	114.7	1:54.812		6	35.047	90.5	49.730	82.8	26.262	112.8	1:51.039	
3	35.670	81.1	52.352	77.6	26.689	113.2	1:54.711		7	34.797	85.1	51.080	79.5	26.143	114.3	1:52.020	
4	35.414	89.1	51.917	74.1	26.450	114.3	1:53.781		8	34.503	87.6	49.988	82.0	26.159	113.2	1:50.650	

43 Robi Bernberg (7C) — Cooper T43

lap	Sect-1	Speed	Sect-2	Speed	Sect-3	Speed	Laptime	Pit	lap	Sect-1	Speed	Sect-2	Speed	Sect-3	Speed	Laptime	Pit
1							1:53.133		4							3:44.172	
2							1:52.307		5							1:52.667	
3							1:51.745		6							1:50.590	

77 Geraint Owen (8) — Kurtis 500C

lap	Sect-1	Speed	Sect-2	Speed	Sect-3	Speed	Laptime	Pit	lap	Sect-1	Speed	Sect-2	Speed	Sect-3	Speed	Laptime	Pit
1	Out	68.7	55.367	60.6	28.171	107.9	2:06.829		5	34.635	91.6	48.015	70.3	25.682	120.4	1:48.332	
2	36.783	77.2	51.705	64.6	26.837	121.3	1:55.325		6	34.262	87.4	50.435	70.2	26.273	107.4	1:50.970	
3	34.927	87.8	48.874	73.4	25.968	123.8	1:49.769		7	36.500	89.4	48.090	67.4	26.511	124.5	1:51.101	
4	34.011	92.1	49.459	69.3	25.869	123.1	1:49.339		8	33.690	88.0	49.421	67.7	27.340	122.2	1:50.451	

248 Klaus Lehr (6) — Maserati 250F CM5

lap	Sect-1	Speed	Sect-2	Speed	Sect-3	Speed	Laptime	Pit	lap	Sect-1	Speed	Sect-2	Speed	Sect-3	Speed	Laptime	Pit
1	Out	77.9	58.612	69.3	28.127	108.9	2:13.581		5	35.416	83.4	50.459	72.4	26.297	113.3	1:52.172	
2	36.193	69.8	51.563	74.2	26.772	117.3	1:54.528		6	36.381	78.8	51.163	71.4	26.324	118.7	1:53.868	
3	35.094	83.4	50.825	75.1	26.117	119.6	1:52.036		7	34.983	84.5	49.721	80.3	26.167	120.4	1:50.871	
4	34.742	86.7	50.010	78.1	26.544	119.8	1:51.296		8	34.704	84.2	51.293	73.8	26.216	121.5	1:52.213	

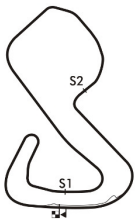

Session Start: 09:21:36 - Finish: 09:46:49
Weather/Track Conditions: Sunny / Dry
Circuit: Brands Hatch Grand Prix Circuit
Track Length: 3.916 Km - 2.4330 miles
Printed: 30-06-2018 - 09:51

MST

Legends of Brands Hatch Superprix - 30 Jun - 1 Jul 2018

HGPCA Pre '61 supported by Supagard and Dunlop Tyres

Qualifying for Race 3 - Best Sector Times

	SECTOR 1			SECTOR 2			SECTOR 3		
	NO	TIME	LAP	NO	TIME	LAP	NO	TIME	LAP
1	77	33.690	8	77	47.442	9	2	25.570	4
2	2	34.124	7	2	48.158	5	77	25.682	5
3	21	34.472	2	21	48.658	2	22	26.062	3
4	38	34.503	8	248	49.721	7	38	26.109	5
5	248	34.704	8	38	49.730	6	248	26.117	3
6	20	35.139	5	22	50.024	6	21	26.584	2
7	34	35.524	8	20	50.419	7	34	26.737	8
8	22	35.630	7	34	51.215	5	33	27.016	7
9	18	35.947	7	33	51.731	7	18	27.048	5
10	33	36.077	6	7	52.135	6	20	27.055	5
11	7	37.080	6	18	52.610	6	7	27.387	7
12	36	38.237	7	36	54.603	7	36	28.664	6
13	32	38.629	6	32	56.948	6	32	29.821	7
14	11	40.740	7	11	1:02.698	6	11	32.413	6
15	19		8	19		6	19		5
16	43			43			43		

IDEAL / BEST LAP COMPARISON

NO	NAME	BEST	IN	IDEAL	DIFF
2	Rod Jolley	1:47.959	7	1:47.852	+0.107
77	Geraint Owen	1:48.332	5	1:46.814	+1.518
21	Ian Nuthall	1:49.714	2	1:49.714	+0.000
43	Robi Bernberg	1:50.590	6		+
38	Tony Best	1:50.650	8	1:50.342	+0.308
248	Klaus Lehr	1:50.871	7	1:50.542	+0.329
19	Paul Grant	1:52.106	5		+
22	Steve Hart	1:52.594	6	1:51.716	+0.878
20	David Wenman	1:53.017	7	1:52.613	+0.404
34	John Bussey	1:53.749	6	1:53.476	+0.273
33	Chris Phillips	1:54.862	7	1:54.824	+0.038
18	Tom Dark	1:55.789	6	1:55.605	+0.184
7	Charles McCabe	1:56.844	6	1:56.602	+0.242
36	Erik Staes	2:01.941	7	2:01.504	+0.437
32	Guy Plante	2:05.495	6	2:05.398	+0.097
11	John Gillett	2:16.685	6	2:15.851	+0.834

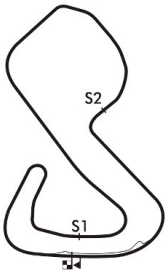

Session Start: 09:21:36 - Finish: 09:46:49
Weather/Track Conditions: Sunny / Dry
Circuit: Brands Hatch Grand Prix Circuit
Track Length: 3.916 Km - 2.4330 miles

Printed: 30-06-2018 - 09:51

Legends of Brands Hatch Superprix - 30 Jun - 1 Jul 2018

HGPCA Pre '61 supported by Supagard and Dunlop Tyres

Qualifying for Race 3 - Best Sector Speeds

	NO	SECTOR 1	MPH	NO	SECTOR 2	MPH	NO	SECTOR 3	MPH
1	2	Rod Jolley	94.3	38	Tony Best	82.8	77	Geraint Owen	124.5
2	77	Geraint Owen	92.1	21	Ian Nuthall	82.1	2	Rod Jolley	123.3
3	38	Tony Best	90.5	248	Klaus Lehr	80.3	22	Steve Hart	121.5
4	21	Ian Nuthall	88.9	20	David Wenman	80.1	248	Klaus Lehr	121.5
5	248	Klaus Lehr	86.7	34	John Bussey	78.4	38	Tony Best	114.7
6	20	David Wenman	86.1	2	Rod Jolley	77.9	18	Tom Dark	113.2
7	34	John Bussey	85.3	18	Tom Dark	77.6	7	Charles McCabe	112.6
8	22	Steve Hart	85.2	77	Geraint Owen	73.4	21	Ian Nuthall	109.8
9	7	Charles McCabe	83.7	36	Erik Staes	71.8	34	John Bussey	108.9
10	18	Tom Dark	83.3	33	Chris Phillips	71.6	33	Chris Phillips	108.6
11	33	Chris Phillips	83.0	7	Charles McCabe	71.3	20	David Wenman	103.7
12	36	Erik Staes	81.5	22	Steve Hart	71.0	36	Erik Staes	102.0
13	11	John Gillett	77.0	32	Guy Plante	69.0	32	Guy Plante	93.8
14	32	Guy Plante	76.3	11	John Gillett	61.9	11	John Gillett	93.4
15	19	Paul Grant	0.0	19	Paul Grant	0.0	19	Paul Grant	0.0
16	43	Robi Bernberg	0.0	43	Robi Bernberg	0.0	43	Robi Bernberg	0.0

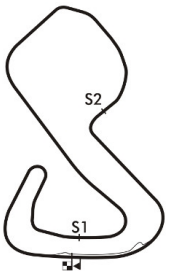

Session Start: 09:21:36 - Finish: 09:46:49
Weather/Track Conditions: Sunny / Dry
Circuit: Brands Hatch Grand Prix Circuit
Track Length: 3.916 Km - 2.4330 miles

Printed: 30-06-2018 - 09:51

Legends of Brands Hatch Superprix - 30 Jun - 1 Jul 2018

HGPCA Pre '61 supported by Supagard and Dunlop Tyres

Race 3 - Starting Grid

Sheet No:

Start Time : 14:30 - Heat Duration : 20 Minutes

ROW								
8	15	32	Guy Plante	16	11	John Gillett
7	13	7	Charles McCabe	14	36	Erik Staes
6	11	33	Chris Phillips	12	18	Tom Dark
5	9	20	David Wenman	10	34	John Bussey
4	7	19	Paul Grant	8	22	Steve Hart
3	5	38	Tony Best	6	248	Klaus Lehr
2	3	21	Ian Nuthall	4	43	Robi Bernberg
1	1	2	Rod Jolley	2	77	Geraint Owen

Pole Right

Circuit: Brands Hatch Grand Prix Circuit
Track Length: 3.916 Km - 2.4330 miles

These results are provisional until the conclusion of any judicial and technical matters.

Clerk of the Course:	Timekeeper:	Issued at:
	Nick Palmer	

Legends of Brands Hatch Superprix - 30 Jun - 1 Jul 2018

HGPCA Pre '61 supported by Supagard and Dunlop Tyres

Race 3 - Classification

Sheet No:

POS	NO	DRIVER/S	CLASS	CLASS POS	CAR MAKE / MODEL	TIME	LAPS	GAP	DIFF	MPH	BEST	ON
1	77	Geraint Owen	8	1	Kurtis 500C	20:08.908	11	-- 11 laps		79.70	1:47.628	6
2	2	Rod Jolley	8	2	Lister Jaguar	20:14.914	11	6.006	6.006	79.30	1:49.102	10
3	38	Tony Best	7A	1	Ferrari Dino BR01	20:35.876	11	26.968	20.962	77.96	1:49.547	8
4	248	Klaus Lehr	6	1	Maserati 250F CM5	20:40.942	11	32.034	5.066	77.63	1:50.535	9
5	21	Ian Nuthall	5	1	Alta F2	20:54.017	11	45.109	13.075	76.83	1:51.306	11
6	19	Paul Grant	5	2	Cooper Bristol Mk 2	20:54.472	11	45.564	0.455	76.80	1:50.843	9
7	20	David Wenman	5	3	Connaught A4	21:09.060	11	1:00.152	14.588	75.92	1:51.890	9
8	34	John Bussey	7C	1	Cooper T43	21:10.017	11	1:01.109	0.957	75.86	1:53.236	10
9	33	Chris Phillips	5	4	Cooper Bristol Mk2	21:10.964	11	1:02.056	0.947	75.80	1:53.553	9
10	18	Tom Dark	2	1	Bugatti T59/50A	21:33.146	11	1:24.238	22.182	74.50	1:54.125	3
11	7	Charles McCabe	7A	2	BRM P25	21:33.482	11	1:24.574	0.336	74.48	1:53.476	11
12	36	Erik Staes	5	5	Cooper Bristol Mk1	20:21.062	10	-- 10 laps	41.056	71.72	1:59.453	6
13	32	Guy Plante	5	6	Cooper Bristol Mk2	21:19.675	10	58.613	58.613	68.44	2:05.909	9
14	11	John Gillett	1	1	MG K3	21:30.942	9	-- 9 laps --	2:17.523	61.06	2:20.410	5
		---------- NOT CLASSIFIED ----------										
DNF	22	Steve Hart	6		Maserati 250F CM7	11:16.058	6	-- 6 laps --		77.73	1:50.452	6
DNF	43	Robi Bernberg	7C		Cooper T43	11:32.116	6	16.058	16.058	75.93	1:52.651	6

---------- FASTEST LAP SUMMARY ----------

NO	DRIVER/S	CLASS	CAR MAKE / MODEL	FASTEST LAP	ON	MPH
77	Geraint Owen	8	Kurtis 500C	1:47.628	6	81.38
38	Tony Best	7A	Ferrari Dino BR01	1:49.547	8	79.95
22	Steve Hart	6	Maserati 250F CM7	1:50.452	6	79.30
19	Paul Grant	5	Cooper Bristol Mk 2	1:50.843	9	79.02
43	Robi Bernberg	7C	Cooper T43	1:52.651	6	77.75
18	Tom Dark	2	Bugatti T59/50A	1:54.125	3	76.75
11	John Gillett	1	MG K3	2:20.410	5	62.38

Session Start: 14:37:57 - Finish: 14:58:05
Weather/Track Conditions: Sunny / Dry
Circuit: Brands Hatch Grand Prix Circuit
Track Length: 3.916 Km - 2.4330 miles

These results are provisional until the conclusion of any judicial and technical matters.

Clerk of the Course:	Timekeeper:	Issued at:
	Nick Palmer	

Legends of Brands Hatch Superprix - 30 Jun - 1 Jul 2018

HGPCA Pre '61 supported by Supagard and Dunlop Tyres

Race 3 - Sector Analysis

2	Rod Jolley (8)								Lister Jaguar							
lap	Sect-1	Speed	Sect-2	Speed	Sect-3	Speed	Laptime	Pit	lap	Sect-1	Speed	Sect-2	Speed	Sect-3	Speed	Laptime	Pit
1		91.7	49.907	71.0	25.576	124.2	1:56.472		7	34.851	93.8	48.672	76.4	26.042	122.0	1:49.565	
2	34.693	90.0	49.655	73.0	26.041	122.4	1:50.389		8	34.834	90.0	49.133	76.7	26.213	121.5	1:50.180	
3	34.927	92.0	48.914	75.9	25.819	122.6	1:49.660		9	35.322	86.3	49.231	71.6	25.898	121.8	1:50.451	
4	34.742	90.6	49.185	74.2	26.083	122.6	1:50.010		10	34.881	90.0	48.526	73.0	25.695	122.4	1:49.102	
5	34.658	87.2	49.047	76.0	25.987	123.1	1:49.692		11	35.296	92.9	48.838	76.2	25.740	120.9	1:49.874	
6	34.696	92.6	48.834	76.1	25.989	121.5	1:49.519		12								

7	Charles McCabe (7A)								BRM P25							
lap	Sect-1	Speed	Sect-2	Speed	Sect-3	Speed	Laptime	Pit	lap	Sect-1	Speed	Sect-2	Speed	Sect-3	Speed	Laptime	Pit
1		78.4	55.125	61.7	29.022	100.0	2:15.028		7	37.436	89.8	51.890	70.3	27.139	109.7	1:56.465	
2	37.473	81.0	52.993	70.3	27.947	100.5	1:58.413		8	36.638	92.1	51.396	75.0	27.061	112.4	1:55.095	
3	37.623	85.1	53.322	70.8	28.032	104.9	1:58.977		9	36.011	88.6	51.674	74.4	26.801	108.1	1:54.486	
4	37.100	90.5	52.482	72.2	27.651	106.5	1:57.233		10	36.230	92.2	50.845	75.9	26.801	112.4	1:53.876	
5	36.383	90.6	51.475	72.8	27.198	109.3	1:55.056		11	35.796	89.4	50.664	72.9	27.016	102.5	1:53.476	
6	36.818	86.7	51.458	76.2	27.101	106.7	1:55.377		12								

11	John Gillett (1)								MG K3							
lap	Sect-1	Speed	Sect-2	Speed	Sect-3	Speed	Laptime	Pit	lap	Sect-1	Speed	Sect-2	Speed	Sect-3	Speed	Laptime	Pit
1		75.4	1:04.237	58.2	33.592	86.4	2:29.139		6	43.487	68.6	1:06.300	54.9	33.460	85.9	2:23.247	
2	42.920	68.5	1:06.572	60.8	34.697	77.2	2:24.189		7	42.166	71.2	1:06.616	55.6	33.954	82.4	2:22.736	
3	43.197	71.8	1:06.705	58.9	34.128	81.8	2:24.030		8	43.204	70.9	1:05.960	56.9	34.297	81.7	2:23.461	
4	42.507	73.7	1:04.368	55.4	34.056	83.5	2:20.931		9	42.828	76.5	1:05.805	54.9	34.166	82.0	2:22.799	
5	42.963	76.4	1:03.850	57.8	33.597	86.8	2:20.410		10								

18	Tom Dark (2)								Bugatti T59/50A							
lap	Sect-1	Speed	Sect-2	Speed	Sect-3	Speed	Laptime	Pit	lap	Sect-1	Speed	Sect-2	Speed	Sect-3	Speed	Laptime	Pit
1		72.9	53.322	74.1	27.855	104.9	2:08.287		7	37.102	80.9	53.090	71.0	27.015	108.9	1:57.207	
2	37.048	81.0	51.931	75.1	26.878	112.0	1:55.857		8	38.251	76.1	52.648	72.8	27.256	109.7	1:58.155	
3	35.900	80.7	51.438	76.8	26.787	111.8	1:54.125		9	36.610	77.6	52.963	72.3	27.600	106.7	1:57.173	
4	36.226	82.4	52.682	75.3	27.293	112.4	1:56.201		10	36.778	82.6	53.490	71.7	26.903	110.0	1:57.171	
5	35.706	84.3	51.958	76.7	27.046	113.9	1:54.710		11	37.182	76.5	53.958	72.6	27.748	99.3	1:58.888	
6	36.070	83.1	51.487	74.5	27.815	104.5	1:55.372		12								

19	Paul Grant (5)								Cooper Bristol Mk 2							
lap	Sect-1	Speed	Sect-2	Speed	Sect-3	Speed	Laptime	Pit	lap	Sect-1	Speed	Sect-2	Speed	Sect-3	Speed	Laptime	Pit
1		80.2	52.212	67.6	26.899	103.9	2:02.880		7	35.258	86.2	50.518	71.8	27.027	106.2	1:52.803	
2	35.698	85.8	52.702	70.3	27.064	104.2	1:55.464		8	35.340	86.4	50.890	74.1	26.701	106.2	1:52.931	
3	35.696	83.0	51.259	67.4	27.229	104.5	1:54.184		9	34.772	85.1	49.666	75.2	26.405	109.1	1:50.843	
4	35.288	85.1	51.168	70.9	27.499	105.2	1:53.955		10	35.209	86.1	50.624	74.6	27.086	105.2	1:52.919	
5	35.291	85.9	50.945	72.3	27.414	107.9	1:53.650		11	35.039	86.5	50.045	76.3	26.644	94.8	1:51.728	
6	35.604	85.6	50.654	69.2	26.857	105.2	1:53.115		12								

20	David Wenman (5)								Connaught A4							
lap	Sect-1	Speed	Sect-2	Speed	Sect-3	Speed	Laptime	Pit	lap	Sect-1	Speed	Sect-2	Speed	Sect-3	Speed	Laptime	Pit
1		80.0	52.850	68.2	28.517	102.5	2:09.433		7	35.253	85.1	49.936	78.3	27.063	104.5	1:52.252	
2	36.386	81.1	51.934	72.4	27.571	103.4	1:55.891		8	35.724	82.7	51.476	72.2	27.484	103.4	1:54.684	
3	35.439	84.7	51.071	72.6	27.811	103.1	1:54.321		9	34.915	85.1	49.770	76.9	27.205	103.3	1:51.890	
4	35.475	85.3	50.727	79.5	27.241	103.4	1:53.443		10	35.357	86.3	50.912	77.9	27.270	104.2	1:53.539	
5	35.068	86.2	51.687	73.8	26.981	105.0	1:53.736		11	37.261	80.5	50.809	75.6	27.438	98.1	1:55.508	
6	35.202	84.2	52.139	75.7	27.022	105.0	1:54.363		12								

21	Ian Nuthall (5)								Alta F2							
lap	Sect-1	Speed	Sect-2	Speed	Sect-3	Speed	Laptime	Pit	lap	Sect-1	Speed	Sect-2	Speed	Sect-3	Speed	Laptime	Pit
1		83.4	52.174	74.2	26.833	108.2	2:02.403		7	35.067	90.5	50.799	74.6	26.960	105.9	1:52.826	
2	35.529	88.0	51.542	74.2	27.326	106.5	1:54.397		8	35.133	90.7	50.794	76.4	26.515	106.4	1:52.442	
3	36.586	85.6	51.641	69.9	27.097	106.2	1:55.324		9	34.887	89.5	50.147	76.2	26.560	106.9	1:51.594	
4	35.405	85.8	51.149	72.1	27.215	106.0	1:53.769		10	35.072	89.4	51.128	72.7	26.837	107.2	1:53.037	
5	35.157	86.7	51.030	73.0	27.185	107.6	1:53.372		11	34.897	90.3	49.736	77.3	26.673	104.2	1:51.306	
6	35.392	84.7	51.394	77.6	26.761	106.7	1:53.547		12								

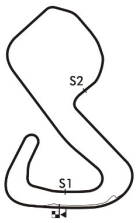

Session Start: 14:37:57 - Finish: 14:58:05
Weather/Track Conditions: Sunny / Dry
Circuit: Brands Hatch Grand Prix Circuit
Track Length: 3.916 Km - 2.4330 miles
Printed: 30-06-2018 - 15:00

MST

Results: www.mstworld.com. Live Timing: https://livetiming.getraceresults.com/mst. Email: timing@mstworld.com

Legends of Brands Hatch Superprix - 30 Jun - 1 Jul 2018

HGPCA Pre '61 supported by Supagard and Dunlop Tyres

Race 3 - Sector Analysis

22	Steve Hart (6)								Maserati 250F CM7								
lap	Sect-1	Speed	Sect-2	Speed	Sect-3	Speed	Laptime	Pit	lap	Sect-1	Speed	Sect-2	Speed	Sect-3	Speed	Laptime	Pit
1		81.0	49.971	71.3	25.921	121.1	2:00.252		4	35.798	81.3	49.476	70.6	26.022	119.6	1:51.296	
2	35.683	83.6	50.233	71.0	26.061	119.0	1:51.977		5	35.232	83.3	49.992	71.0	26.110	118.7	1:51.334	
3	35.471	78.4	49.154	70.4	26.122	115.7	1:50.747		6	35.336	86.0	49.155	73.1	25.961	116.5	1:50.452	

32	Guy Plante (5)								Cooper Bristol Mk2								
lap	Sect-1	Speed	Sect-2	Speed	Sect-3	Speed	Laptime	Pit	lap	Sect-1	Speed	Sect-2	Speed	Sect-3	Speed	Laptime	Pit
1		73.5	57.100	62.1	30.255	88.4	2:15.312		6	38.938	77.7	58.354	65.9	30.708	91.4	2:08.000	
2	39.583	75.9	56.597	65.4	30.184	88.7	2:06.364		7	38.379	80.2	58.223	65.6	29.916	89.8	2:06.518	
3	38.966	80.5	57.839	64.0	30.628	89.4	2:07.433		8	38.721	77.2	57.930	66.1	29.790	90.4	2:06.441	
4	39.240	80.1	58.861	61.7	30.935	87.7	2:09.036		9	39.083	79.4	57.074	63.6	29.752	92.5	2:05.909	
5	39.390	75.9	58.555	63.7	30.461	88.9	2:08.406		10	39.138	73.4	57.193	65.0	29.925	90.9	2:06.256	

33	Chris Phillips (5)								Cooper Bristol Mk2								
lap	Sect-1	Speed	Sect-2	Speed	Sect-3	Speed	Laptime	Pit	lap	Sect-1	Speed	Sect-2	Speed	Sect-3	Speed	Laptime	Pit
1		75.5	52.767	67.0	27.512	106.2	2:06.573		7	35.615	85.9	51.080	73.5	27.191	106.4	1:53.886	
2	36.284	82.8	51.643	68.9	27.277	105.9	1:55.204		8	35.873	84.4	51.445	73.1	27.297	106.4	1:54.615	
3	36.486	85.9	51.182	71.7	27.089	106.4	1:54.757		9	35.863	84.1	50.696	73.4	26.994	107.7	1:53.553	
4	36.013	83.4	50.869	71.1	27.000	107.2	1:53.882		10	35.327	85.4	52.437	67.6	27.282	107.7	1:55.046	
5	35.757	87.4	51.014	72.9	27.059	106.9	1:53.830		11	36.003	83.0	51.552	73.0	27.118	104.7	1:54.673	
6	36.792	81.9	51.231	73.1	26.922	106.4	1:54.945		12								

34	John Bussey (7C)								Cooper T43								
lap	Sect-1	Speed	Sect-2	Speed	Sect-3	Speed	Laptime	Pit	lap	Sect-1	Speed	Sect-2	Speed	Sect-3	Speed	Laptime	Pit
1		72.8	52.466	68.1	28.466	106.9	2:07.789		7	36.029	82.6	51.183	79.1	26.712	108.1	1:53.924	
2	36.808	78.4	51.624	75.2	27.213	106.0	1:55.645		8	35.488	84.2	51.375	76.5	26.789	102.2	1:53.652	
3	35.966	86.2	50.996	73.7	27.136	106.9	1:54.098		9	35.917	85.0	51.289	80.6	26.671	108.9	1:53.877	
4	35.848	82.8	51.007	74.3	26.929	108.4	1:53.784		10	35.276	86.4	51.082	72.9	26.878	107.2	1:53.236	
5	36.128	87.1	51.992	78.6	26.776	108.8	1:54.896		11	35.732	81.5	51.640	76.9	27.174	104.4	1:54.546	
6	35.590	77.2	52.051	76.4	26.929	106.9	1:54.570		12								

36	Erik Staes (5)								Cooper Bristol Mk1								
lap	Sect-1	Speed	Sect-2	Speed	Sect-3	Speed	Laptime	Pit	lap	Sect-1	Speed	Sect-2	Speed	Sect-3	Speed	Laptime	Pit
1		75.5	56.612	60.8	29.899	99.6	2:15.345		6	37.466	80.6	53.479	71.8	28.508	103.6	1:59.453	
2	38.732	79.1	54.651	66.9	29.122	101.2	2:02.505		7	37.492	83.0	54.308	68.3	29.894	101.4	2:01.694	
3	37.831	81.0	54.464	71.0	28.978	101.6	2:01.273		8	38.752	81.8	54.024	74.2	28.331	104.1	2:01.107	
4	37.650	82.2	53.816	70.6	28.726	102.5	2:00.192		9	37.487	84.1	53.612	63.8	28.397	105.4	1:59.496	
5	37.396	81.9	53.719	73.2	28.469	103.6	1:59.584		10	37.747	78.9	54.032	70.8	28.634	103.6	2:00.413	

38	Tony Best (7A)								Ferrari Dino BR01								
lap	Sect-1	Speed	Sect-2	Speed	Sect-3	Speed	Laptime	Pit	lap	Sect-1	Speed	Sect-2	Speed	Sect-3	Speed	Laptime	Pit
1		83.9	50.470	77.6	26.384	111.7	1:59.661		7	34.766	82.8	50.376	77.9	26.357	110.6	1:51.499	
2	34.790	92.5	51.160	79.3	26.478	112.6	1:52.428		8	34.302	93.9	49.254	77.3	25.991	112.4	1:49.547	
3	36.019	85.9	51.340	79.2	26.587	110.2	1:53.946		9	34.433	93.8	49.660	77.5	26.273	111.3	1:50.366	
4	35.143	86.1	49.963	78.9	26.461	110.9	1:51.567		10	34.682	88.6	50.372	77.0	26.564	110.2	1:51.618	
5	34.589	88.0	51.264	75.4	26.844	108.4	1:52.697		11	34.804	89.5	50.194	75.7	26.547	107.2	1:51.545	
6	34.814	92.9	49.798	79.3	26.390	110.7	1:51.002		12								

43	Robi Bernberg (7C)								Cooper T43								
lap	Sect-1	Speed	Sect-2	Speed	Sect-3	Speed	Laptime	Pit	lap	Sect-1	Speed	Sect-2	Speed	Sect-3	Speed	Laptime	Pit
1		78.5	51.730	68.9	27.195	102.5	2:03.728		4	35.233	85.3	51.020	66.8	27.504	108.8	1:53.757	
2	36.047	82.7	51.867	72.3	27.445	107.0	1:55.359		5	35.073	90.4	50.457	71.0	27.147	109.7	1:52.677	
3	35.940	85.7	50.431	71.4	27.573	110.0	1:53.944		6	35.523	83.9	50.395	72.0	26.733	107.2	1:52.651	

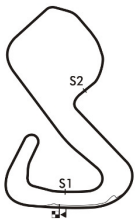

Session Start: 14:37:57 - Finish: 14:58:05
Weather/Track Conditions: Sunny / Dry
Circuit: Brands Hatch Grand Prix Circuit
Track Length: 3.916 Km - 2.4330 miles
Printed: 30-06-2018 - 15:00

MST

Legends of Brands Hatch Superprix - 30 Jun - 1 Jul 2018

HGPCA Pre '61 supported by Supagard and Dunlop Tyres

Race 3 - Sector Analysis

77	Geraint Owen (8)								Kurtis 500C								
lap	Sect-1	Speed	Sect-2	Speed	Sect-3	Speed	Laptime	Pit	lap	Sect-1	Speed	Sect-2	Speed	Sect-3	Speed	Laptime	Pit
1		87.8	48.714	65.9	25.831	120.4	1:56.117		7	34.740	87.3	48.541	69.5	26.310	120.7	1:49.591	
2	34.397	91.1	48.698	65.3	26.093	120.2	1:49.188		8	34.735	88.1	48.838	69.1	25.817	122.2	1:49.390	
3	34.277	89.2	49.479	62.9	26.049	120.9	1:49.805		9	34.436	86.8	49.522	69.4	25.946	120.2	1:49.904	
4	34.546	90.4	48.381	68.1	25.961	120.9	1:48.888		10	34.729	88.5	48.322	67.3	25.921	120.0	1:48.972	
5	34.627	91.6	48.921	65.7	25.760	122.4	1:49.308		11	35.094	85.9	48.723	66.6	26.300	115.9	1:50.117	
6	33.876	88.1	47.804	68.8	25.948	120.2	1:47.628		12								

248	Klaus Lehr (6)								Maserati 250F CM5								
lap	Sect-1	Speed	Sect-2	Speed	Sect-3	Speed	Laptime	Pit	lap	Sect-1	Speed	Sect-2	Speed	Sect-3	Speed	Laptime	Pit
1		79.3	51.748	69.6	26.317	115.5	2:03.531		7	34.762	88.4	50.611	79.5	25.584	120.2	1:50.957	
2	35.674	83.2	51.553	76.7	25.924	114.3	1:53.151		8	35.239	84.6	51.431	74.7	26.318	119.0	1:52.988	
3	35.945	85.7	50.709	78.9	26.255	113.9	1:52.909		9	34.953	87.8	49.991	74.7	25.591	119.2	1:50.535	
4	35.043	88.0	50.932	79.3	26.187	117.5	1:52.162		10	34.627	87.3	50.325	78.4	26.175	118.7	1:51.127	
5	35.084	84.4	50.204	78.4	25.692	119.4	1:50.980		11	35.321	84.9	50.634	77.8	26.052	117.3	1:52.007	
6	35.176	88.6	49.527	78.3	25.892	119.4	1:50.595		12								

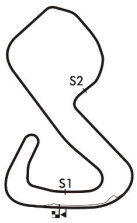

Session Start: 14:37:57 - Finish: 14:58:05
Weather/Track Conditions: Sunny / Dry
Circuit: Brands Hatch Grand Prix Circuit
Track Length: 3.916 Km - 2.4330 miles
Printed: 30-06-2018 - 15:00

Legends of Brands Hatch Superprix - 30 Jun - 1 Jul 2018

HGPCA Pre '61 supported by Supagard and Dunlop Tyres

Race 3 - Best Sector Times

	SECTOR 1			SECTOR 2			SECTOR 3		
	NO	TIME	LAP	NO	TIME	LAP	NO	TIME	LAP
1	77	33.876	6	77	47.804	6	2	25.576	1
2	38	34.302	8	2	48.526	10	248	25.584	7
3	248	34.627	10	22	49.154	3	77	25.760	5
4	2	34.658	5	38	49.254	8	22	25.921	1
5	19	34.772	9	248	49.527	6	38	25.991	8
6	21	34.887	9	19	49.666	9	19	26.405	9
7	20	34.915	9	21	49.736	11	21	26.515	8
8	43	35.065	7	20	49.770	9	34	26.671	9
9	22	35.232	5	43	50.395	6	43	26.733	6
10	34	35.276	10	7	50.664	11	18	26.787	3
11	33	35.327	10	33	50.696	9	7	26.801	9
12	18	35.706	5	34	50.996	3	33	26.922	6
13	7	35.796	11	18	51.438	3	20	26.981	5
14	36	37.396	5	36	53.479	6	36	28.331	8
15	32	38.379	7	32	56.597	2	32	29.752	9
16	11	42.166	7	11	1:03.850	5	11	33.460	6

IDEAL / BEST LAP COMPARISON

NO	NAME	BEST	IN	IDEAL	DIFF
77	Geraint Owen	1:47.628	6	1:47.440	+0.188
2	Rod Jolley	1:49.102	10	1:48.760	+0.342
38	Tony Best	1:49.547	8	1:49.547	+0.000
248	Klaus Lehr	1:50.535	9	1:49.738	+0.797
19	Paul Grant	1:50.843	9	1:50.843	+0.000
21	Ian Nuthall	1:51.306	11	1:51.138	+0.168
20	David Wenman	1:51.890	9	1:51.666	+0.224
34	John Bussey	1:53.236	10	1:52.943	+0.293
7	Charles McCabe	1:53.476	11	1:53.261	+0.215
33	Chris Phillips	1:53.553	9	1:52.945	+0.608
18	Tom Dark	1:54.125	3	1:53.931	+0.194
36	Erik Staes	1:59.453	6	1:59.206	+0.247
32	Guy Plante	2:05.909	9	2:04.728	+1.181
11	John Gillett	2:20.410	5	2:19.476	+0.934
22	Steve Hart	1:50.452	6	1:50.307	+0.145
43	Robi Bernberg	1:52.651	6	1:52.193	+0.458

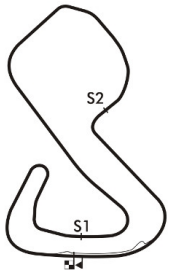

Session Start: 14:37:57 - Finish: 14:58:05
Weather/Track Conditions: Sunny / Dry
Circuit: Brands Hatch Grand Prix Circuit
Track Length: 3.916 Km - 2.4330 miles

Printed: 30-06-2018 - 15:01

Legends of Brands Hatch Superprix - 30 Jun - 1 Jul 2018

HGPCA Pre '61 supported by Supagard and Dunlop Tyres

Race 3 - Best Sector Speeds

	NO	SECTOR 1	MPH	NO	SECTOR 2	MPH	NO	SECTOR 3	MPH
1	38	Tony Best	93.9	34	John Bussey	80.6	2	Rod Jolley	124.2
2	2	Rod Jolley	93.8	20	David Wenman	79.5	77	Geraint Owen	122.4
3	7	Charles McCabe	92.2	248	Klaus Lehr	79.5	22	Steve Hart	121.1
4	77	Geraint Owen	91.6	38	Tony Best	79.3	248	Klaus Lehr	120.2
5	21	Ian Nuthall	90.7	21	Ian Nuthall	77.6	18	Tom Dark	113.9
6	43	Robi Bernberg	90.4	18	Tom Dark	76.8	38	Tony Best	112.6
7	248	Klaus Lehr	88.6	2	Rod Jolley	76.7	7	Charles McCabe	112.4
8	33	Chris Phillips	87.4	19	Paul Grant	76.3	43	Robi Bernberg	110.0
9	34	John Bussey	87.1	7	Charles McCabe	76.2	19	Paul Grant	109.1
10	19	Paul Grant	86.5	36	Erik Staes	74.2	34	John Bussey	108.9
11	20	David Wenman	86.3	33	Chris Phillips	73.5	21	Ian Nuthall	108.2
12	22	Steve Hart	86.0	22	Steve Hart	73.1	33	Chris Phillips	107.7
13	18	Tom Dark	84.3	43	Robi Bernberg	73.0	36	Erik Staes	105.4
14	36	Erik Staes	84.1	77	Geraint Owen	69.5	20	David Wenman	105.0
15	32	Guy Plante	80.5	32	Guy Plante	66.1	32	Guy Plante	92.5
16	11	John Gillett	76.5	11	John Gillett	60.8	11	John Gillett	86.8

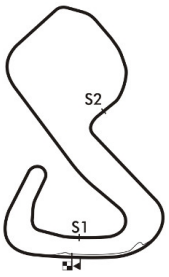

Session Start: 14:37:57 - Finish: 14:58:05
Weather/Track Conditions: Sunny / Dry
Circuit: Brands Hatch Grand Prix Circuit
Track Length: 3.916 Km - 2.4330 miles

Printed: 30-06-2018 - 15:01

Legends of Brands Hatch Superprix - 30 Jun - 1 Jul 2018

HGPCA Pre '61 supported by Supagard and Dunlop Tyres

Race 3 - Lap Chart

Lap 1			Lap 2			Lap 3			Lap 4			Lap 5			Lap 6		
NO	Behind	Laptime	NO	Behind	Laptime	NO	Behind	Laptime	NO	Behind	Laptime	NO	Behind	Laptime	NO	Behind	Laptime
77		1:56.117	77		1:49.188	77		1:49.805	77		1:48.888	77		1:49.308	77		1:47.628
2	0.355	1:56.472	2	1.556	1:50.389	2	1.411	1:49.660	2	2.533	1:50.010	2	2.917	1:49.692	2	4.808	1:49.519
38	3.544	1:59.661	38	6.784	1:52.428	22	7.866	1:50.747	22	10.274	1:51.296	22	12.300	1:51.334	22	15.124	1:50.452
22	4.135	2:00.252	22	6.924	1:51.977	38	10.925	1:53.946	38	13.604	1:51.567	38	16.993	1:52.697	38	20.367	1:51.002
21	6.286	2:02.403	248	11.377	1:53.151	248	14.481	1:52.909	248	17.755	1:52.162	248	19.427	1:50.980	248	22.394	1:50.595
19	6.763	2:02.880	21	11.495	1:54.397	21	17.014	1:55.324	21	21.895	1:53.769	11	1 LAP	2:20.931	43	31.182	1:52.651
248	7.414	2:03.531	19	13.039	1:55.464	19	17.418	1:54.184	19	22.485	1:53.955	21	25.959	1:53.372	21	31.878	1:53.547
43	7.611	2:03.728	43	13.782	1:55.359	43	17.921	1:53.944	43	22.790	1:53.757	43	26.159	1:52.677	19	32.314	1:53.115
33	10.456	2:06.573	33	16.472	1:55.204	33	21.424	1:54.757	33	26.418	1:53.882	19	26.827	1:53.650	33	38.257	1:54.945
34	11.672	2:07.789	34	18.129	1:55.645	34	22.422	1:54.098	34	27.318	1:53.784	33	30.940	1:53.830	34	39.848	1:54.570
18	12.170	2:08.287	18	18.839	1:55.857	18	23.159	1:54.125	20	29.090	1:53.443	34	32.906	1:54.896	20	40.253	1:54.363
20	13.316	2:09.433	20	20.019	1:55.891	20	24.535	1:54.321	18	30.472	1:56.201	20	33.518	1:53.736	18	43.618	1:55.372
7	18.911	2:15.028	7	28.136	1:58.413	7	37.308	1:58.977	7	45.653	1:57.233	18	35.874	1:54.710	11	1 LAP	2:20.410
32	19.195	2:15.312	36	32.545	2:02.505	36	44.013	2:01.273	36	55.317	2:00.192	7	51.401	1:55.056	7	59.150	1:55.377
36	19.228	2:15.345	32	36.371	2:06.364	32	53.999	2:07.433	32	1:14.147	2:09.036	36	1:05.593	1:59.584	36	1:17.418	1:59.453
11	33.022	2:29.139	11	1:08.023	2:24.189	11	1:42.248	2:24.030				32	1:33.245	2:08.406			

Session Start: 14:37:57 - Finish: 14:58:05
Weather/Track Conditions: Sunny / Dry
Circuit: Brands Hatch Grand Prix Circuit
Track Length: 3.916 Km - 2.4330 miles
Printed: 30-06-2018 - 15:09

Results: www.mstworld.com. Live Timing: https://livetiming.getraceresults.com/mst. Email: timing@mstworld.com

Legends of Brands Hatch Superprix - 30 Jun - 1 Jul 2018

HGPCA Pre '61 supported by Supagard and Dunlop Tyres

Race 3 - Lap Chart

Lap 7			Lap 8			Lap 9			Lap 10			Lap 11		
NO	Behind	Laptime	NO	Behind	Laptime	NO	Behind	Laptime	NO	Behind	Laptime	NO	Behind	Laptime
77		1:49.591	77		1:49.390	77		1:49.904	77		1:48.972	77		1:50.117
32	1 LAP	2:08.000	2	5.572	1:50.180	2	6.119	1:50.451	36	1 LAP	1:59.496	2	6.006	1:49.874
2	4.782	1:49.565	32	1 LAP	2:06.518	11	2 LAPS	2:22.736	2	6.249	1:49.102	36	1 LAP	2:00.413
38	22.275	1:51.499	38	22.432	1:49.547	38	22.894	1:50.366	38	25.540	1:51.618	38	26.968	1:51.545
248	23.760	1:50.957	248	27.358	1:52.988	248	27.989	1:50.535	248	30.144	1:51.127	248	32.034	1:52.007
21	35.113	1:52.826	21	38.165	1:52.442	32	1 LAP	2:06.441	21	43.920	1:53.037	21	45.109	1:51.306
19	35.526	1:52.803	19	39.067	1:52.931	21	39.855	1:51.594	19	43.953	1:52.919	19	45.564	1:51.728
33	42.552	1:53.886	33	47.777	1:54.615	19	40.006	1:50.843	11	2 LAPS	2:23.461	20	1:00.152	1:55.508
20	42.914	1:52.252	20	48.208	1:54.684	20	50.194	1:51.890	32	1 LAP	2:05.909	34	1:01.109	1:54.546
34	44.181	1:53.924	34	48.443	1:53.652	33	51.426	1:53.553	20	54.761	1:53.539	33	1:02.056	1:54.673
18	51.234	1:57.207	18	59.999	1:58.155	34	52.416	1:53.877	34	56.680	1:53.236	32	1 LAP	2:06.256
7	1:06.024	1:56.465	7	1:11.729	1:55.095	18	1:07.268	1:57.173	33	57.500	1:55.046	11	2 LAPS	2:22.799
36	1:29.521	2:01.694	36	1:41.238	2:01.107	7	1:16.311	1:54.486	18	1:15.467	1:57.171	18	1:24.238	1:58.888
11	1 LAP	2:23.247							7	1:21.215	1:53.876	7	1:24.574	1:53.476

Session Start: 14:37:57 - Finish: 14:58:05
Weather/Track Conditions: Sunny / Dry
Circuit: Brands Hatch Grand Prix Circuit
Track Length: 3.916 Km - 2.4330 miles
Printed: 30-06-2018 - 15:09

MST
Results: www.mstworld.com. Live Timing: https://livetiming.getraceresults.com/mst. Email: timing@mstworld.com

Legends of Brands Hatch Superprix - 30 Jun - 1 Jul 2018

HGPCA Pre '61 supported by Supagard and Dunlop Tyres

Race 10 - Starting Grid

Sheet No:

Start Time : 11:55 - Heat Duration : 20 Minutes

ROW					
8	15	22	Steve Hart	16	43 Robi Bernberg
7	13	32	Guy Plante	14	11 John Gillett
6	11	7	Charles McCabe	12	36 Erik Staes
5	9	33	Chris Phillips	10	18 Tom Dark
4	7	20	David Wenman	8	34 John Bussey
3	5	21	Will Nuthall	6	19 Paul Grant
2	3	38	Tony Best	4	248 Klaus Lehr
1	1	77	Geraint Owen	2	2 Rod Jolley

Pole Right

Circuit: Brands Hatch Grand Prix Circuit
Track Length: 3.916 Km - 2.4330 miles

These results are provisional until the conclusion of any judicial and technical matters.

Clerk of the Course:	Timekeeper:	Issued at:
	Nick Palmer	

Legends of Brands Hatch Superprix - 30 Jun - 1 Jul 2018

HGPCA Pre '61 supported by Supagard and Dunlop Tyres

Race 10 - Classification

Sheet No:

POS	NO	DRIVER/S	CLASS	CLASS POS	CAR MAKE / MODEL	TIME	LAPS	GAP	DIFF	MPH	BEST	ON
1	77	Geraint Owen	8	1	Kurtis 500C	21:34.899	11	-- 11 laps		74.40	1:47.366	7
2	21	Will Nuthall	5	1	Alta F2	21:36.019	11	1.120	1.120	74.33	1:47.370	9
3	2	Rod Jolley	8	2	Lister Jaguar	21:37.079	11	2.180	1.060	74.28	1:47.905	9
4	38	Tony Best	7A	1	Ferrari Dino BR01	21:50.557	11	15.658	13.478	73.51	1:47.963	2
5	19	Paul Grant	5	2	Cooper Bristol Mk 2	21:53.820	11	18.921	3.263	73.33	1:50.733	9
6	7	Charles McCabe	7A	2	BRM P25	22:13.642	11	38.743	19.822	72.24	1:51.870	11
7	34	John Bussey	7C	1	Cooper T43	22:13.722	11	38.823	0.080	72.23	1:53.410	9
8	33	Chris Phillips	5	3	Cooper Bristol Mk2	22:15.059	11	40.160	1.337	72.17	1:53.697	9
9	18	Tom Dark	2	1	Bugatti T59/50A	22:17.520	11	42.621	2.461	72.03	1:53.968	9
10	20	David Wenman	5	4	Connaught A4	22:19.768	11	44.869	2.248	71.91	1:53.727	6
11	36	Erik Staes	5	5	Cooper Bristol Mk1	22:41.536	11	1:06.637	21.768	70.76	1:56.221	6
12	32	Guy Plante	5	6	Cooper Bristol Mk2	23:27.407	11	1:52.508	45.871	68.46	2:04.762	9
13	11	John Gillett	1	1	MG K3	23:43.011	10	-- 10 laps	2:20.385	61.55	2:18.564	10
		---------- NOT CLASSIFIED ----------										
DNF	43	Robi Bernberg	7C		Cooper T43	16:31.286	8	-- 8 laps --		70.68	1:52.009	6
DNF	248	Klaus Lehr	6		Maserati 250F CM5	4:00.821	2	-- 2 laps --		72.74	1:56.158	2

---------- FASTEST LAP SUMMARY ----------

NO	DRIVER/S	CLASS	CAR MAKE / MODEL	FASTEST LAP	ON	MPH
77	Geraint Owen	8	Kurtis 500C	1:47.366	7	81.58
21	Will Nuthall	5	Alta F2	1:47.370	9	81.58
38	Tony Best	7A	Ferrari Dino BR01	1:47.963	2	81.13
43	Robi Bernberg	7C	Cooper T43	1:52.009	6	78.20
18	Tom Dark	2	Bugatti T59/50A	1:53.968	9	76.85
248	Klaus Lehr	6	Maserati 250F CM5	1:56.158	2	75.40
11	John Gillett	1	MG K3	2:18.564	10	63.21

Car 22 - non starter.

Session Start: 11:49:29 - Finish: 12:11:03
Weather/Track Conditions: Sunny / Dry
Circuit: Brands Hatch Grand Prix Circuit
Track Length: 3.916 Km - 2.4330 miles

These results are provisional until the conclusion of any judicial and technical matters.

Clerk of the Course:	Timekeeper:	Issued at:
	Nick Palmer	

Legends of Brands Hatch Superprix - 30 Jun - 1 Jul 2018

HGPCA Pre '61 supported by Supagard and Dunlop Tyres

Race 10 - Sector Analysis

2	Rod Jolley (8)								Lister Jaguar							
lap	Sect-1	Speed	Sect-2	Speed	Sect-3	Speed	Laptime	Pit	lap	Sect-1	Speed	Sect-2	Speed	Sect-3	Speed	Laptime	Pit
1		86.8	49.237	70.7	26.087	124.2	1:56.475		7	34.674	88.2	48.252	80.2	26.466	122.0	1:49.392	
2	34.962	86.2	48.471	75.3	25.418	124.2	1:48.851		8	35.457	90.1	48.621	75.6	25.314	121.1	1:49.392	
3	34.315	90.9	48.054	74.0	25.615	123.1	1:47.984		9	34.522	94.0	48.061	79.9	25.322	125.1	1:47.905	
4	41.186	66.1	1:10.177	52.2	40.539	53.6	2:31.902		10	34.404	91.2	48.035	75.9	25.485	122.9	1:47.924	
5	52.842	52.8	1:13.363	53.0	33.804	113.9	2:40.009		11				75.6	25.534	120.4	1:48.491	
6	34.364	92.0	48.645	74.7	25.745	124.2	1:48.754		12								

7	Charles McCabe (7A)								BRM P25							
lap	Sect-1	Speed	Sect-2	Speed	Sect-3	Speed	Laptime	Pit	lap	Sect-1	Speed	Sect-2	Speed	Sect-3	Speed	Laptime	Pit
1		80.2	53.386	75.5	27.791	103.6	2:08.164		7	36.283	91.0	50.797	78.0	26.562	117.3	1:53.642	
2	37.095	83.4	52.365	73.4	27.087	109.7	1:56.547		8	36.173	85.6	52.041	78.5	26.062	120.0	1:54.276	
3	37.171	84.5	51.421	75.3	30.300	84.9	1:58.892		9	36.104	81.9	51.222	75.8	26.542	112.2	1:53.868	
4	40.149	76.5	55.935	68.4	32.080	60.5	2:08.164		10	35.986	82.5	51.613	76.7	26.165	116.3	1:53.764	
5	53.553	47.4	1:13.109	55.9	32.534	110.0	2:39.196		11	35.120	87.2	50.166	76.9	26.584	114.1	1:51.870	
6	36.622	83.2	52.099	74.2	26.538	114.7	1:55.259		12								

11	John Gillett (1)								MG K3							
lap	Sect-1	Speed	Sect-2	Speed	Sect-3	Speed	Laptime	Pit	lap	Sect-1	Speed	Sect-2	Speed	Sect-3	Speed	Laptime	Pit
1		69.1	1:04.339	62.1	33.440	89.7	2:31.293		6	41.866	71.4	1:04.251	60.2	33.876	90.6	2:19.993	
2	41.738	72.7	1:05.016	61.8	33.895	87.8	2:20.649		7	41.956	74.4	1:04.346	62.4	33.098	90.0	2:19.400	
3	42.505	68.9	1:08.760	56.7	34.901	82.5	2:26.166		8	42.656	70.6	1:04.409	59.7	33.354	88.7	2:20.419	
4	43.952	71.0	1:06.073	59.1	35.275	79.9	2:25.300		9	42.439	66.5	1:03.786	65.6	32.737	89.7	2:18.962	
5	43.573	68.1	1:05.393	59.7	33.299	88.7	2:22.265		10	42.138	70.8	1:03.102	61.7	33.324	87.8	2:18.564	

18	Tom Dark (2)								Bugatti T59/50A							
lap	Sect-1	Speed	Sect-2	Speed	Sect-3	Speed	Laptime	Pit	lap	Sect-1	Speed	Sect-2	Speed	Sect-3	Speed	Laptime	Pit
1		76.9	53.013	75.7	27.055	108.4	2:05.613		7	36.459	81.0	51.011	77.1	26.623	113.2	1:54.093	
2	37.824	77.9	52.596	75.8	26.809	104.1	1:57.229		8	36.201	85.9	51.366	77.8	26.954	113.0	1:54.521	
3	37.213	77.8	51.835	76.4	29.796	89.1	1:58.844		9	36.105	84.7	50.878	77.6	26.985	112.4	1:53.968	
4	39.947	76.9	54.593	70.6	33.820	59.0	2:08.360		10	35.926	81.9	51.107	75.7	27.294	107.2	1:54.327	
5	53.767	48.0	1:13.176	52.3	32.513	104.1	2:39.456		11	36.646	81.0	51.776	74.6	27.075	107.6	1:55.497	
6	37.354	76.3	51.668	75.7	26.590	113.3	1:55.612		12								

19	Paul Grant (5)								Cooper Bristol Mk 2							
lap	Sect-1	Speed	Sect-2	Speed	Sect-3	Speed	Laptime	Pit	lap	Sect-1	Speed	Sect-2	Speed	Sect-3	Speed	Laptime	Pit
1		83.9	50.476	76.3	26.918	107.0	2:00.019		7	34.560	87.1	49.457	77.0	26.769	106.5	1:50.786	
2	34.934	81.0	50.035	75.7	27.137	103.3	1:52.106		8	35.084	87.2	49.832	76.4	26.839	106.2	1:51.755	
3	35.045	84.1	50.352	71.6	27.210	99.9	1:52.607		9	34.430	86.2	49.589	77.6	26.714	106.9	1:50.733	
4	35.838	84.5	1:06.749	48.6	39.771	59.8	2:22.358		10	34.458	85.7	49.835	73.9	26.705	103.4	1:50.998	
5	53.198	49.9	1:13.681	53.8	33.588	105.2	2:40.467		11	34.396	86.5	49.758	78.9	26.688	104.5	1:50.842	
6	34.926	86.8	49.540	77.4	26.683	106.2	1:51.149		12								

20	David Wenman (5)								Connaught A4							
lap	Sect-1	Speed	Sect-2	Speed	Sect-3	Speed	Laptime	Pit	lap	Sect-1	Speed	Sect-2	Speed	Sect-3	Speed	Laptime	Pit
1		79.6	53.413	68.1	28.171	103.4	2:07.087		7	35.308	86.3	50.874	73.4	27.586	103.7	1:53.768	
2	36.756	79.3	52.698	71.2	27.241	103.7	1:56.695		8	35.752	81.3	56.077	72.4	27.242	103.4	1:59.071	
3	35.938	83.9	52.408	72.5	30.340	95.1	1:58.686		9	35.386	86.2	51.179	73.8	27.375	103.6	1:53.940	
4	39.896	81.3	54.625	70.4	33.977	61.8	2:08.498		10	35.835	82.4	50.763	77.8	28.247	98.6	1:54.845	
5	53.692	46.3	1:12.988	52.8	32.903	102.3	2:39.583		11	35.694	85.3	50.505	79.3	27.669	86.7	1:53.868	
6	35.923	84.4	50.460	76.7	27.344	102.6	1:53.727		12								

21	Will Nuthall (5)								Alta F2							
lap	Sect-1	Speed	Sect-2	Speed	Sect-3	Speed	Laptime	Pit	lap	Sect-1	Speed	Sect-2	Speed	Sect-3	Speed	Laptime	Pit
1		88.6	50.539	79.3	26.271	109.3	1:58.729		7	33.926	89.3	48.290	76.1	26.804	108.4	1:49.020	
2	34.470	90.6	48.520	81.4	25.909	107.7	1:48.899		8	34.045	92.0	48.434	85.6	25.803	106.9	1:48.282	
3	33.539	87.2	48.250	83.1	25.928	109.1	1:47.717		9	33.428	92.5	48.117	83.2	25.825	108.1	1:47.370	
4	41.514	69.3	1:09.697	52.7	40.024	57.4	2:31.235		10	33.714	91.2	48.333	81.1	25.702	111.1	1:47.749	
5	53.099	48.2	1:13.701	51.9	33.472	105.9	2:40.272		11	34.585	89.1	48.174	79.6	25.895	107.4	1:48.654	
6	33.848	90.4	48.152	80.5	26.092	107.9	1:48.092		12								

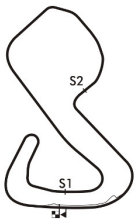

Session Start: 11:49:29 - Finish: 12:11:03
Weather/Track Conditions: Sunny / Dry
Circuit: Brands Hatch Grand Prix Circuit
Track Length: 3.916 Km - 2.4330 miles
Printed: 01-07-2018 - 12:14

MST

Legends of Brands Hatch Superprix - 30 Jun - 1 Jul 2018

HGPCA Pre '61 supported by Supagard and Dunlop Tyres

Race 10 - Sector Analysis

32 Guy Plante (5) — Cooper Bristol Mk2

lap	Sect-1	Speed	Sect-2	Speed	Sect-3	Speed	Laptime	Pit
1		78.1	56.643	64.4	30.213	91.1	2:14.924	
2	39.053	71.4	59.161	62.9	30.585	88.5	2:08.799	
3	40.025	76.4	1:00.146	60.8	31.741	88.2	2:11.912	
4	40.121	75.7	58.520	63.8	30.188	89.3	2:08.829	
5	39.444	75.5	57.604	61.9	32.050	94.3	2:09.098	
6	37.927	80.2	56.786	62.8	30.630	90.6	2:05.343	
7	38.502	74.7	57.265	65.0	29.897	93.1	2:05.664	
8	38.442	78.1	56.639	64.9	30.220	92.1	2:05.301	
9	38.241	77.6	56.724	64.9	29.797	91.7	2:04.762	
10	38.563	76.8	58.839	64.2	30.592	91.1	2:07.994	
11	38.560	79.5	56.245	63.1	29.976	86.4	2:04.781	
12								

33 Chris Phillips (5) — Cooper Bristol Mk2

lap	Sect-1	Speed	Sect-2	Speed	Sect-3	Speed	Laptime	Pit
1		77.8	52.446	68.3	27.562	105.2	2:04.884	
2	37.345	79.9	53.110	66.1	27.286	106.0	1:57.741	
3	36.121	82.4	51.303	70.3	30.343	93.0	1:57.767	
4	38.784	80.6	53.454	62.1	36.641	59.7	2:08.879	
5	53.960	48.6	1:13.233	52.2	32.520	104.7	2:39.713	
6	36.273	81.4	51.210	70.1	27.157	106.7	1:54.640	
7	35.644	86.0	50.937	70.9	27.413	107.2	1:53.994	
8	35.811	86.3	51.688	72.2	27.130	107.6	1:54.629	
9	35.342	84.3	51.223	72.8	27.132	106.7	1:53.697	
10	35.481	85.2	51.197	70.2	27.074	106.5	1:53.752	
11	35.812	85.0	52.141	71.2	27.410	104.2	1:55.363	
12								

34 John Bussey (7C) — Cooper T43

lap	Sect-1	Speed	Sect-2	Speed	Sect-3	Speed	Laptime	Pit
1		75.7	52.417	68.3	27.490	108.2	2:05.128	
2	37.297	81.4	52.117	70.0	27.234	107.0	1:56.648	
3	36.382	84.4	51.446	72.4	30.190	80.0	1:58.018	
4	38.290	83.0	53.554	62.9	36.915	58.4	2:08.759	
5	53.580	51.6	1:13.576	51.9	33.060	102.2	2:40.216	
6	36.127	82.8	51.087	77.7	27.443	106.5	1:54.657	
7	35.261	89.8	50.731	74.1	27.563	105.9	1:53.555	
8	35.555	86.1	51.142	77.8	27.137	106.9	1:53.834	
9	35.209	86.4	50.964	76.8	27.237	106.4	1:53.410	
10	35.249	81.0	51.795	75.3	27.420	105.2	1:54.464	
11	36.278	85.6	51.410	76.5	27.345	106.2	1:55.033	
12								

36 Erik Staes (5) — Cooper Bristol Mk1

lap	Sect-1	Speed	Sect-2	Speed	Sect-3	Speed	Laptime	Pit
1		80.2	54.704	70.3	28.268	105.7	2:09.667	
2	37.030	78.8	53.182	72.1	27.925	105.7	1:58.137	
3	36.516	81.0	52.857	73.8	28.842	101.4	1:58.215	
4	39.027	79.6	55.875	68.6	31.319	61.5	2:06.221	
5	53.610	47.5	1:13.395	55.5	33.106	103.6	2:40.111	
6	36.804	82.9	51.729	74.5	27.688	106.0	1:56.221	
7	36.258	80.1	52.815	72.0	28.607	103.1	1:57.680	
8	37.515	79.7	53.727	69.2	28.237	106.4	1:59.479	
9	37.438	84.1	53.395	70.6	28.250	105.2	1:59.083	
10	37.521	81.3	53.011	72.1	28.079	104.1	1:58.611	
11	37.260	82.7	52.730	73.8	28.121	103.7	1:58.111	
12								

38 Tony Best (7A) — Ferrari Dino BR01

lap	Sect-1	Speed	Sect-2	Speed	Sect-3	Speed	Laptime	Pit
1		86.8	50.396	78.6	26.271	113.7	1:58.161	
2	34.074	90.5	48.574	81.8	25.315	117.5	1:47.963	
3	33.923	84.3	48.515	81.6	25.623	118.7	1:48.061	
4	41.618	66.7	1:09.941	51.7	40.222	53.8	2:31.781	
5	53.079	49.3	1:13.832	51.8	33.691	110.4	2:40.602	
6	34.542	89.1	48.851	80.9	26.186	109.8	1:49.579	
7	34.071	87.2	48.917	79.6	26.161	109.8	1:49.149	
8	34.386	89.4	49.489	79.0	25.976	112.8	1:49.851	
9	34.502	83.3	50.215	74.1	26.203	110.4	1:50.920	
10	34.998	85.3	50.719	77.7	26.977	107.0	1:52.694	
11	35.318	85.2	50.075	77.9	26.403	104.1	1:51.796	
12								

43 Robi Bernberg (7C) — Cooper T43

lap	Sect-1	Speed	Sect-2	Speed	Sect-3	Speed	Laptime	Pit
1		75.9	52.003	68.3	27.213	109.8	2:06.487	
2	36.437	84.9	51.999	69.5	27.106	109.1	1:55.542	
3	35.188	85.2	51.197	72.3	28.586	95.2	1:54.971	
4	38.329	78.8	55.001	63.3	37.434	59.4	2:10.764	
5	53.625	51.7	1:13.563	53.5	32.830	108.2	2:40.018	
6	35.144	88.2	49.965	78.3	26.900	107.7	1:52.009	
7	35.025	89.3	54.082	70.2	27.933	105.4	1:57.040	
8	35.334	88.0	51.888	74.8	27.233	107.9	1:54.455	

77 Geraint Owen (8) — Kurtis 500C

lap	Sect-1	Speed	Sect-2	Speed	Sect-3	Speed	Laptime	Pit
1		86.3	49.120	69.6	26.084	121.5	1:55.432	
2	34.328	86.9	48.513	68.1	25.621	123.1	1:48.462	
3	34.670	87.3	48.459	71.1	25.523	123.5	1:48.652	
4	39.532	74.6	1:11.810	51.6	40.383	57.7	2:31.725	
5	52.653	57.1	1:13.728	49.4	34.079	115.7	2:40.460	
6	33.973	91.6	48.512	72.9	25.741	124.9	1:48.226	
7	33.674	89.4	48.003	72.2	25.689	124.0	1:47.366	
8	34.143	93.0	48.996	71.0	25.691	122.6	1:48.830	
9	34.342	91.7	48.589	73.5	25.576	123.1	1:48.507	
10	34.642	91.4	48.693	71.0	25.640	122.2	1:48.975	
11	34.772	92.6	48.117	73.2	25.375	124.2	1:48.264	
12								

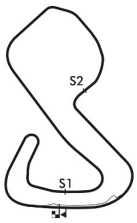

Session Start: 11:49:29 - Finish: 12:11:03
Weather/Track Conditions: Sunny / Dry
Circuit: Brands Hatch Grand Prix Circuit
Track Length: 3.916 Km - 2.4330 miles
Printed: 01-07-2018 - 12:14

Legends of Brands Hatch Superprix - 30 Jun - 1 Jul 2018

HGPCA Pre '61 supported by Supagard and Dunlop Tyres

Race 10 - Sector Analysis

248	Klaus Lehr (6)								Maserati 250F CM5								
lap	Sect-1	Speed	Sect-2	Speed	Sect-3	Speed	Laptime	Pit	lap	Sect-1	Speed	Sect-2	Speed	Sect-3	Speed	Laptime	Pit
1		85.8	52.685	70.5	27.739	105.2	2:04.663		2	36.440	84.1	53.081	73.8	26.637	113.2	1:56.158	

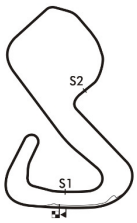

Session Start: 11:49:29 - Finish: 12:11:03
Weather/Track Conditions: Sunny / Dry
Circuit: Brands Hatch Grand Prix Circuit
Track Length: 3.916 Km - 2.4330 miles
Printed: 01-07-2018 - 12:14

MST
Results: www.mstworld.com. Live Timing: https://livetiming.getraceresults.com/mst. Email: timing@mstworld.com

Legends of Brands Hatch Superprix - 30 Jun - 1 Jul 2018

HGPCA Pre '61 supported by Supagard and Dunlop Tyres

Race 10 - Best Sector Times

	SECTOR 1			SECTOR 2			SECTOR 3		
	NO	TIME	LAP	NO	TIME	LAP	NO	TIME	LAP
1	21	33.428	9	77	48.003	7	2	25.314	8
2	77	33.674	7	2	48.035	10	38	25.315	2
3	38	33.923	3	21	48.117	9	77	25.375	11
4	2	34.315	3	38	48.515	3	21	25.702	10
5	19	34.396	11	19	49.457	7	7	26.062	8
6	43	35.025	7	43	49.965	6	18	26.590	6
7	7	35.120	11	7	50.166	11	248	26.637	2
8	34	35.209	9	20	50.460	6	19	26.683	6
9	20	35.308	7	34	50.731	7	43	26.900	6
10	33	35.342	9	18	50.878	9	33	27.074	10
11	18	35.926	10	33	50.937	7	34	27.137	8
12	36	36.258	7	36	51.729	6	20	27.241	2
13	248	36.440	2	248	52.685	1	36	27.688	6
14	32	37.927	6	32	56.245	11	32	29.797	9
15	11	41.738	2	11	1:03.102	10	11	32.737	9

IDEAL / BEST LAP COMPARISON

NO	NAME	BEST	IN	IDEAL	DIFF
77	Geraint Owen	1:47.366	7	1:47.052	+0.314
21	Will Nuthall	1:47.370	9	1:47.247	+0.123
2	Rod Jolley	1:47.905	9	1:47.664	+0.241
38	Tony Best	1:47.963	2	1:47.753	+0.210
19	Paul Grant	1:50.733	9	1:50.536	+0.197
7	Charles McCabe	1:51.870	11	1:51.348	+0.522
34	John Bussey	1:53.410	9	1:53.077	+0.333
33	Chris Phillips	1:53.697	9	1:53.353	+0.344
20	David Wenman	1:53.727	6	1:53.009	+0.718
18	Tom Dark	1:53.968	9	1:53.394	+0.574
36	Erik Staes	1:56.221	6	1:55.675	+0.546
32	Guy Plante	2:04.762	9	2:03.969	+0.793
11	John Gillett	2:18.564	10	2:17.577	+0.987
43	Robi Bernberg	1:52.009	6	1:51.890	+0.119
248	Klaus Lehr	1:56.158	2	1:55.762	+0.396

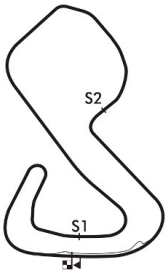

Session Start: 11:49:29 - Finish: 12:11:03
Weather/Track Conditions: Sunny / Dry
Circuit: Brands Hatch Grand Prix Circuit
Track Length: 3.916 Km - 2.4330 miles

Printed: 01-07-2018 - 12:15

Legends of Brands Hatch Superprix - 30 Jun - 1 Jul 2018

HGPCA Pre '61 supported by Supagard and Dunlop Tyres

Race 10 - Best Sector Speeds

	NO	SECTOR 1	MPH	NO	SECTOR 2	MPH	NO	SECTOR 3	MPH
1	2	Rod Jolley	94.0	21	Will Nuthall	85.6	2	Rod Jolley	125.1
2	77	Geraint Owen	93.0	38	Tony Best	81.8	77	Geraint Owen	124.9
3	21	Will Nuthall	92.5	2	Rod Jolley	80.2	7	Charles McCabe	120.0
4	7	Charles McCabe	91.0	20	David Wenman	79.3	38	Tony Best	118.7
5	38	Tony Best	90.5	19	Paul Grant	78.9	18	Tom Dark	113.3
6	34	John Bussey	89.8	7	Charles McCabe	78.5	248	Klaus Lehr	113.2
7	43	Robi Bernberg	89.3	43	Robi Bernberg	78.3	21	Will Nuthall	111.1
8	19	Paul Grant	87.2	18	Tom Dark	77.8	43	Robi Bernberg	109.8
9	20	David Wenman	86.3	34	John Bussey	77.8	34	John Bussey	108.2
10	33	Chris Phillips	86.3	36	Erik Staes	74.5	33	Chris Phillips	107.6
11	18	Tom Dark	85.9	248	Klaus Lehr	73.8	19	Paul Grant	107.0
12	248	Klaus Lehr	85.8	77	Geraint Owen	73.5	36	Erik Staes	106.4
13	36	Erik Staes	84.1	33	Chris Phillips	72.8	20	David Wenman	103.7
14	32	Guy Plante	80.2	11	John Gillett	65.6	32	Guy Plante	94.3
15	11	John Gillett	74.4	32	Guy Plante	65.0	11	John Gillett	90.6

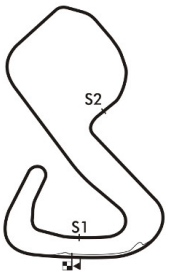

Session Start: 11:49:29 - Finish: 12:11:03
Weather/Track Conditions: Sunny / Dry
Circuit: Brands Hatch Grand Prix Circuit
Track Length: 3.916 Km - 2.4330 miles

Printed: 01-07-2018 - 12:15

Legends of Brands Hatch Superprix - 30 Jun - 1 Jul 2018

HGPCA Pre '61 supported by Supagard and Dunlop Tyres

Race 10 - Lap Chart

Lap 1			Lap 2			Lap 3			Lap 4			Lap 5			Lap 6		
NO	Behind	Laptime	NO	Behind	Laptime	NO	Behind	Laptime	NO	Behind	Laptime	NO	Behind	Laptime	NO	Behind	Laptime
77		1:55.432	77		1:48.462	77		1:48.652	77		2:31.725	77		2:40.460	77		1:48.226
2	1.043	1:56.475	2	1.432	1:48.851	2	0.764	1:47.984	2	0.941	2:31.902	2	0.490	2:40.009	2	1.018	1:48.754
38	2.729	1:58.161	38	2.230	1:47.963	38	1.639	1:48.061	38	1.695	2:31.781	38	1.837	2:40.602	21	1.987	1:48.092
21	3.297	1:58.729	21	3.734	1:48.899	21	2.799	1:47.717	21	2.309	2:31.235	21	2.121	2:40.272	38	3.190	1:49.579
19	4.587	2:00.019	19	8.231	1:52.106	19	12.186	1:52.607	19	2.819	2:22.358	19	2.826	2:40.467	19	5.749	1:51.149
248	9.231	2:04.663	248	16.927	1:56.158	43	24.454	1:54.971	43	3.493	2:10.764	43	3.051	2:40.018	43	6.834	1:52.009
33	9.452	2:04.884	34	17.882	1:56.648	34	27.248	1:58.018	34	4.282	2:08.759	34	4.038	2:40.216	34	10.469	1:54.657
34	9.696	2:05.128	43	18.135	1:55.542	33	27.846	1:57.767	33	5.000	2:08.879	33	4.253	2:39.713	33	10.667	1:54.640
18	10.181	2:05.613	33	18.731	1:57.741	18	29.140	1:58.844	18	5.775	2:08.360	18	4.771	2:39.456	20	11.319	1:53.727
43	11.055	2:06.487	18	18.948	1:57.229	20	29.922	1:58.686	20	6.695	2:08.498	20	5.818	2:39.583	18	12.157	1:55.612
20	11.655	2:07.087	20	19.888	1:56.695	7	31.057	1:58.892	7	7.496	2:08.164	7	6.232	2:39.196	7	13.265	1:55.259
7	12.732	2:08.164	7	20.817	1:56.547	36	33.473	1:58.215	36	7.969	2:06.221	36	7.620	2:40.111	36	15.615	1:56.221
36	14.235	2:09.667	36	23.910	1:58.137	32	1:03.089	2:11.912	32	40.193	2:08.829	32	8.831	2:09.098	32	25.948	2:05.343
32	19.492	2:14.924	32	39.829	2:08.799	11	1:45.562	2:26.166	11	1:39.137	2:25.300	11	1:20.942	2:22.265			
11	35.861	2:31.293	11	1:08.048	2:20.649												

Session Start: 11:49:29 - Finish: 12:11:03
Weather/Track Conditions: Sunny / Dry
Circuit: Brands Hatch Grand Prix Circuit
Track Length: 3.916 Km - 2.4330 miles
Printed: 01-07-2018 - 12:16

MST
Results: www.mstworld.com. Live Timing: https://livetiming.getraceresults.com/mst. Email: timing@mstworld.com

Legends of Brands Hatch Superprix - 30 Jun - 1 Jul 2018

HGPCA Pre '61 supported by Supagard and Dunlop Tyres

Race 10 - Lap Chart

Lap 7			Lap 8			Lap 9			Lap 10			Lap 11		
NO	Behind	Laptime	NO	Behind	Laptime	NO	Behind	Laptime	NO	Behind	Laptime	NO	Behind	Laptime
77		1:47.366	77		1:48.830	77		1:48.507	77		1:48.975	77		1:48.264
2	3.044	1:49.392	21	3.093	1:48.282	21	1.956	1:47.370	21	0.730	1:47.749	21	1.120	1:48.654
21	3.641	1:49.020	2	3.606	1:49.392	2	3.004	1:47.905	2	1.953	1:47.924	2	2.180	1:48.491
38	4.973	1:49.149	38	5.994	1:49.851	38	8.407	1:50.920	38	12.126	1:52.694	38	15.658	1:51.796
11	1 LAP	2:19.993	19	12.094	1:51.755	19	14.320	1:50.733	19	16.343	1:50.998	19	18.921	1:50.842
19	9.169	1:50.786	34	21.662	1:53.834	34	26.565	1:53.410	34	32.054	1:54.464	7	38.743	1:51.870
43	16.508	1:57.040	43	22.133	1:54.455	33	28.284	1:53.697	33	33.061	1:53.752	34	38.823	1:55.033
34	16.658	1:53.555	33	23.094	1:54.629	18	30.036	1:53.968	7	35.137	1:53.764	33	40.160	1:55.363
33	17.295	1:53.994	18	24.575	1:54.521	7	30.348	1:53.868	18	35.388	1:54.327	18	42.621	1:55.497
20	17.721	1:53.768	7	24.987	1:54.276	20	33.395	1:53.940	20	39.265	1:54.845	20	44.869	1:53.868
18	18.884	1:54.093	20	27.962	1:59.071	36	47.154	1:59.083	36	56.790	1:58.611	36	1:06.637	1:58.111
7	19.541	1:53.642	11	1 LAP	2:19.400	11	1 LAP	2:20.419	32	1:35.991	2:07.994	32	1:52.508	2:04.781
36	25.929	1:57.680	36	36.578	1:59.479	32	1:16.972	2:04.762	11	1 LAP	2:18.962	11	1 LAP	2:18.564
32	44.246	2:05.664	32	1:00.717	2:05.301									

Session Start: 11:49:29 - Finish: 12:11:03
Weather/Track Conditions: Sunny / Dry
Circuit: Brands Hatch Grand Prix Circuit
Track Length: 3.916 Km - 2.4330 miles
Printed: 01-07-2018 - 12:16

MST
Results: www.mstworld.com. Live Timing: https://livetiming.getraceresults.com/mst. Email: timing@mstworld.com

Legends of Brands Hatch Superprix - 30 Jun - 1 Jul 2018

Pre '80 Endurance Challenge

Qualifying for Race 4 - Classification

Sheet No:

POS	NO	DRIVER/S	CLASS	CLASS POS	CAR MAKE / MODEL	TIME	ON	LAPS	GAP	DIFF	MPH
1	60	John Burton	SP3	1	Chevron B26	1:30.102	4	5			97.21
2	14	John Spiers	SP3	2	Osella PA3	1:31.289	11	11	1.187	1.187	95.95
3	98	Watts/Giordanelli	SP3	3	Lola T298	1:32.612	13	13	2.510	1.323	94.57
4	88	Kevin Cooke	SP3	4	March 75S	1:34.349	14	14	4.247	1.737	92.83
5	18	Adams/Bradley	SP2	1	March 717	1:35.023	11	11	4.921	0.674	92.18
6	50	V.Brooks/B.Brooks	INV	1	Lola T212	1:38.665	4	12	8.563	3.642	88.77
7	24	Vic Nutter	SP3	5	Osella PA3	1:39.226	12	12	9.124	0.561	88.27
8	73	David Axisa	S20	1	Tiga SC79	1:40.150	13	13	10.048	0.924	87.46
9	72	Jonathan Loader	S20	2	Tiga SC80	1:40.665	10	10	10.563	0.515	87.01
10	79	Andreas Floth	S20	3	Lola T492	1:41.346	13	13	11.244	0.681	86.42
11	26	George Douglas	SP1	1	Martin BM9	1:41.631	10	12	11.529	0.285	86.18
12	23	Ross Hyett	S20	4	Tiga SC83	1:43.436	7	9	13.334	1.805	84.68
13	97	Andrew Wareing	SP2	2	McLaren M1	1:43.732	10	10	13.630	0.296	84.44
14	46	Trevor Welsh	S20	5	Lola T492	1:46.030	12	13	15.928	2.298	82.61
15	80	Martin/Dodkins	SP1	2	Chevron B6	1:49.680	11	11	19.578	3.650	79.86

Car 97 - transponder working intermittently, please check position.

Session Start: 09:50:04 - Finish: 10:15:58
Weather/Track Conditions: Sunny / Dry
Circuit: Brands Hatch Grand Prix Circuit
Track Length: 3.916 Km - 2.4330 miles

These results are provisional until the conclusion of any judicial and technical matters.

Clerk of the Course:	Timekeeper:	Issued at:
	Nick Palmer	

MST

Printed: 30-06-2018 - 10:16

Legends of Brands Hatch Superprix - 30 Jun - 1 Jul 2018

Pre '80 Endurance Challenge

Qualifying for Race 4 - Sector Analysis

14 John Spiers (SP3) — Osella PA3

lap	Sect-1	Speed	Sect-2	Speed	Sect-3	Speed	Laptime	Pit
1	Out	57.4	1:00.884	59.8	28.272	110.0	2:14.862	
2	35.156	84.1	49.326	82.9	25.777	98.3	1:50.259	
3	34.397	83.7	47.814	85.0	In		2:42.908	P
4	Out	91.9	44.849	81.1	24.746	113.3	1:49.296	P
5	38.966	87.3	46.102	85.8	24.727	118.3	1:49.795	
6	32.073	97.6	43.771	85.5	24.687	122.0	1:40.531	
7	30.975	102.5	42.663	92.0	23.562	124.0	1:37.200	
8	29.923	104.2	41.941	100.0	22.942	126.1	1:34.806	
9	29.743	103.6	41.486	93.2	22.517	127.8	1:33.746	
10	29.178	96.3	42.715	92.7	22.547	128.0	1:34.440	
11	28.957	104.6	40.513	99.7	21.819	131.2	1:31.289	
12								

18 Nick Adams (SP2) — March 717

lap	Sect-1	Speed	Sect-2	Speed	Sect-3	Speed	Laptime	Pit
1	Out	65.8	55.230	61.3	27.614	115.1	2:10.138	
2	35.415	85.3	47.488	72.6	23.399	132.3	1:46.302	
3	31.474	96.3	44.967	75.1	23.192	135.7	1:39.633	
4	30.866	102.0	43.324	77.7	22.461	139.4	1:36.651	
5	30.247	101.9	42.790	81.3	22.008	140.3	1:35.045	
6	34.460	93.8	45.683	77.6	In		5:06.258	P
7	Out	91.4	47.941	68.8	24.455	124.0	1:53.734	P
8	32.832	105.7	44.265	78.9	22.724	139.1	1:39.821	
9	31.218	103.7	43.920	84.4	22.979	131.2	1:38.117	
10	31.618	109.1	43.367	85.6	22.530	143.6	1:37.515	
11	30.508	108.3	42.476	84.9	22.039	146.1	1:35.023	
12								

23 Ross Hyett (S20) — Tiga SC83

lap	Sect-1	Speed	Sect-2	Speed	Sect-3	Speed	Laptime	Pit
1	Out	72.4	49.352	78.4	26.721	99.6	1:58.050	
2	33.110	90.5	48.349	76.3	25.580	108.4	1:47.039	
3	32.008	91.2	46.368	88.5	25.822	108.8	1:44.198	
4	33.913	67.1	47.299	82.2	In		3:15.452	P
5	Out	90.4	52.284	83.2	26.044	107.7	2:00.186	P
6	32.627	90.9	46.882	89.5	24.995	110.9	1:44.504	
7	31.929	93.0	46.406	89.9	25.101	109.3	1:43.436	
8	32.711	89.8	52.450	71.0	In		7:31.337	P
9	Out	84.0	47.778	73.7	25.897	110.0	2:03.835	P
10								

24 Vic Nutter (SP3) — Osella PA3

lap	Sect-1	Speed	Sect-2	Speed	Sect-3	Speed	Laptime	Pit
1	Out	78.5	53.854	63.2	27.406	117.3	2:03.539	
2	35.496	88.5	48.395	77.0	25.102	121.3	1:48.993	
3	32.699	96.9	45.816	73.3	24.274	120.9	1:42.789	
4	31.881	96.5	45.583	78.8	24.562	123.3	1:42.026	
5	32.250	87.3	47.846	79.9	In		4:03.198	P
6	Out	90.9	47.597	79.5	25.462	115.3	1:56.705	P
7	33.426	93.8	46.476	80.2	24.768	117.9	1:44.670	
8	31.227	101.7	45.087	69.5	24.364	121.8	1:40.678	
9	31.170	100.8	44.682	80.9	24.024	122.0	1:39.876	
10	31.796	104.4	43.911	78.5	23.945	123.1	1:39.652	
11	31.009	103.3	44.958	83.6	23.532	123.5	1:39.499	
12	30.936	100.8	44.635	78.7	23.655	122.6	1:39.226	

26 George Douglas (SP1) — Martin BM9

lap	Sect-1	Speed	Sect-2	Speed	Sect-3	Speed	Laptime	Pit
1	Out	75.9	54.593	63.9	27.004	115.3	2:05.834	
2	37.094	87.4	50.024	70.4	25.563	120.0	1:52.681	
3	34.483	89.8	48.679	76.8	24.849	116.9	1:48.011	
4	34.402	94.3	47.954	74.8	In		3:17.965	P
5	Out	76.0	53.902	70.6	29.146	110.2	2:08.384	P
6	37.781	85.7	54.460	70.3	27.468	110.9	1:59.709	
7	37.237	91.5	49.105	70.2	25.057	124.5	1:51.399	
8	33.902	95.9	47.484	78.4	24.890	112.8	1:46.276	
9	33.541	98.0	46.902	78.8	24.134	124.5	1:44.577	
10	32.391	99.3	45.670	79.0	23.570	125.8	1:41.631	
11	32.186	99.2	45.916	79.6	24.968	118.5	1:43.070	
12	32.492	101.6	45.213	90.6	24.366	122.9	1:42.071	

46 Trevor Welsh (S20) — Lola T492

lap	Sect-1	Speed	Sect-2	Speed	Sect-3	Speed	Laptime	Pit
1	Out	75.7	55.799	67.1	28.204	104.5	2:09.733	
2	35.868	84.5	52.202	72.6	27.013	106.7	1:55.083	
3	34.335	87.6	49.906	76.8	26.420	106.2	1:50.661	
4	33.348	92.0	49.028	80.4	26.907	105.5	1:49.283	
5	34.904	90.5	49.869	85.3	26.725	106.4	1:51.498	
6	34.714	88.9	49.074	80.2	29.365	102.2	1:53.153	
7	34.713	91.5	48.623	81.5	26.502	92.2	1:49.838	
8	34.422	93.0	48.045	83.4	25.742	107.2	1:48.209	
9	33.604	92.7	47.301	85.6	25.560	107.6	1:46.465	
10	33.516	92.9	47.930	84.6	25.289	108.6	1:46.735	
11	33.024	93.4	49.132	83.8	26.492	110.4	1:48.648	
12	33.004	93.1	47.737	84.6	25.289	108.1	1:46.030	
13	32.958	91.2	47.529	82.7	25.562	97.9	1:46.049	
14								

50 Vicky Brooks (INV) — Lola T212

lap	Sect-1	Speed	Sect-2	Speed	Sect-3	Speed	Laptime	Pit
1	Out	72.0	47.799	82.7	24.408	128.7	1:54.817	
2	32.186	92.6	44.453	83.0	23.771	129.5	1:40.410	
3	30.910	95.5	44.567	68.1	23.587	132.3	1:39.064	
4	30.788	99.3	44.136	79.6	23.741	129.2	1:38.665	
5	30.929	103.0	44.223	83.2	24.785	120.7	1:39.937	
6	35.128	95.8	50.326	78.3	27.097	118.3	1:52.551	
7	35.031	90.5	49.665	79.8	In		4:23.015	P
8	Out	84.6	53.316	63.6	26.566	129.0	2:04.402	P
9	34.310	97.6	46.532	78.7	23.992	132.8	1:44.834	
10	32.976	98.4	45.505	75.5	23.670	134.9	1:42.151	
11	31.383	100.5	44.467	79.5	22.974	133.9	1:38.824	
12	32.080	96.5	44.327	81.8	23.081	133.3	1:39.488	

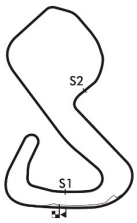

Session Start: 09:50:04 - Finish: 10:15:58
Weather/Track Conditions: Sunny / Dry
Circuit: Brands Hatch Grand Prix Circuit
Track Length: 3.916 Km - 2.4330 miles
Printed: 30-06-2018 - 10:21

Legends of Brands Hatch Superprix - 30 Jun - 1 Jul 2018

Pre '80 Endurance Challenge

Qualifying for Race 4 - Sector Analysis

60 John Burton (SP3) — Chevron B26

lap	Sect-1	Speed	Sect-2	Speed	Sect-3	Speed	Laptime	Pit	lap	Sect-1	Speed	Sect-2	Speed	Sect-3	Speed	Laptime	Pit
1	Out	81.6	48.330	79.8	24.797	124.9	1:53.582		4	28.786	108.4	39.902	92.3	21.414	130.7	1:30.102	
2	30.837	101.6	42.641	82.5	21.761	130.5	1:35.239		5	28.709	110.4	40.227	96.3	21.229	131.2	1:30.165	
3	28.799	109.3	40.222	99.2	21.531	131.5	1:30.552		6								

72 Jonathan Loader (S20) — Tiga SC80

lap	Sect-1	Speed	Sect-2	Speed	Sect-3	Speed	Laptime	Pit	lap	Sect-1	Speed	Sect-2	Speed	Sect-3	Speed	Laptime	Pit
1	Out	58.4	6:17.382	70.8	30.512	90.3	7:36.558		6	35.194	71.9	48.650	82.4	25.628	111.7	1:49.472	
2	35.212	86.5	49.450	85.8	27.437	107.9	1:52.099		7	31.843	94.2	45.842	89.8	24.613	112.6	1:42.298	
3	34.163	89.3	48.993	80.3	26.503	109.1	1:49.659		8	31.652	93.0	45.651	86.8	24.665	113.0	1:41.968	
4	33.681	90.9	47.775	86.9	25.874	111.1	1:47.330		9	31.347	94.7	45.773	90.7	24.702	112.8	1:41.822	
5	32.946	92.9	46.905	83.3	25.558	110.7	1:45.409		10	31.328	95.0	44.994	90.3	24.343	113.5	1:40.665	

73 David Axisa (S20) — Tiga SC79

lap	Sect-1	Speed	Sect-2	Speed	Sect-3	Speed	Laptime	Pit	lap	Sect-1	Speed	Sect-2	Speed	Sect-3	Speed	Laptime	Pit
1	Out	62.2	51.775	66.8	27.556	95.0	2:04.024		8	32.669	91.7	46.066	92.0	25.633	111.1	1:44.368	
2	35.322	83.9	47.018	83.4	24.885	106.5	1:47.225		9	32.614	89.9	45.320	85.4	24.210	112.4	1:42.144	
3	33.596	90.6	48.187	86.2	24.526	110.2	1:46.309		10	31.601	95.6	46.366	82.7	24.754	112.4	1:42.721	
4	32.020	93.1	45.315	84.8	In		3:03.635	P	11	31.925	95.4	44.688	85.3	24.347	113.0	1:40.960	
5	Out	87.7	48.417	79.6	25.230	109.8	1:54.786	P	12	31.738	95.4	44.882	85.0	24.163	112.8	1:40.783	
6	33.308	89.8	45.403	90.1	25.214	111.7	1:43.925		13	31.796	94.6	44.269	87.2	24.085	113.3	1:40.150	
7	32.800	93.8	45.112	87.6	24.997	110.0	1:42.909		14								

79 Andreas Floth (S20) — Lola T492

lap	Sect-1	Speed	Sect-2	Speed	Sect-3	Speed	Laptime	Pit	lap	Sect-1	Speed	Sect-2	Speed	Sect-3	Speed	Laptime	Pit
1	Out	83.6	53.984	71.6	29.176	101.4	2:07.062		8	32.653	94.3	46.242	88.5	25.827	109.1	1:44.722	
2	35.523	87.9	49.717	83.4	27.407	108.8	1:52.647		9	32.130	92.7	46.051	88.7	25.396	109.1	1:43.577	
3	33.342	91.2	47.544	82.2	27.206	109.7	1:48.092		10	32.533	90.7	45.732	87.7	25.656	109.1	1:43.921	
4	33.483	93.0	46.525	87.7	25.315	110.9	1:45.323		11	31.912	94.8	45.625	86.1	25.239	110.2	1:42.776	
5	32.718	90.1	46.146	87.5	26.951	105.2	1:45.815		12	31.577	94.6	45.595	90.7	25.508	109.1	1:42.680	
6	35.343	90.0	46.785	88.3	29.656	104.1	1:51.784		13	31.768	94.7	44.714	89.7	24.864	110.6	1:41.346	
7	34.463	89.4	46.019	85.6	27.035	107.9	1:47.517		14								

80 Russell Martin (SP1) — Chevron B6

lap	Sect-1	Speed	Sect-2	Speed	Sect-3	Speed	Laptime	Pit	lap	Sect-1	Speed	Sect-2	Speed	Sect-3	Speed	Laptime	Pit
1	Out	73.9	54.542	65.7	28.155	107.2	2:05.141		7	Out	84.8	53.272	55.6	In		2:46.606	P
2	36.000	79.2	50.267	70.1	27.142	114.5	1:53.409		8	Out	92.0	50.173	76.9	27.414	117.5	1:55.031	P
3	35.426	87.3	48.584	72.9	26.726	114.9	1:50.736		9	34.555	95.9	50.118	73.9	25.793	112.8	1:50.466	
4	34.979	89.4	48.416	73.4	26.957	112.6	1:50.352		10	34.455	88.6	49.888	75.6	26.651	109.3	1:50.994	
5	35.080	89.4	50.448	71.0	29.292	97.2	1:54.820		11	34.516	93.1	48.858	75.4	26.306	111.8	1:49.680	
6	38.120	77.0	53.796	73.6	In		4:00.637	P	12								

88 Kevin Cooke (SP3) — March 75S

lap	Sect-1	Speed	Sect-2	Speed	Sect-3	Speed	Laptime	Pit	lap	Sect-1	Speed	Sect-2	Speed	Sect-3	Speed	Laptime	Pit
1	Out	72.6	49.500	72.0	26.106	114.7	1:58.926		8	32.153	93.0	44.060	86.5	23.645	128.0	1:39.858	
2	35.325	81.8	46.817	66.0	26.140	113.7	1:48.282		9	31.065	99.2	43.607	90.5	23.499	129.0	1:38.171	
3	33.096	85.2	46.015	76.6	24.631	122.2	1:43.742		10	30.398	99.2	42.475	92.3	22.899	129.0	1:35.772	
4	32.437	80.4	48.507	73.7	24.530	126.1	1:45.474		11	30.544	99.5	42.289	86.1	22.748	132.8	1:35.581	
5	35.390	80.7	50.947	64.4	27.061	105.7	1:53.398		12	29.716	101.7	42.741	78.7	23.639	131.2	1:36.096	
6	36.000	81.9	55.183	68.1	28.288	120.4	1:59.471		13	30.183	102.8	42.908	87.9	22.791	131.2	1:35.882	
7	34.554	83.4	46.095	83.1	24.053	128.0	1:44.702		14	29.774	102.3	41.845	84.7	22.730	131.0	1:34.349	

97 Andrew Wareing (SP2) — McLaren M1

lap	Sect-1	Speed	Sect-2	Speed	Sect-3	Speed	Laptime	Pit	lap	Sect-1	Speed	Sect-2	Speed	Sect-3	Speed	Laptime	Pit
1	Out	63.0	57.180	53.5	34.059	106.7	2:15.904		6	37.880	78.4	49.734	77.0	26.296		1:53.910	
2	37.281	80.2	50.439	71.4	25.372	119.4	1:53.092		7	36.402	88.2	49.092	77.0	25.042		1:50.536	
3	39.944	72.9	49.048	78.0	25.538	110.7	1:54.530		8				77.6	24.251	129.5	1:46.148	
4	35.370	86.0	49.342	74.0	26.409		1:51.121		9	34.702	90.6	47.075	87.6	23.702	139.1	1:45.479	
5	35.046	88.8	53.493	70.5	25.710	115.5	1:54.249		10	33.137	94.8	46.505	81.1	24.090		1:43.732	

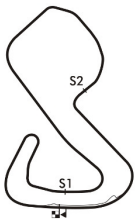

Session Start: 09:50:04 - Finish: 10:15:58
Weather/Track Conditions: Sunny / Dry
Circuit: Brands Hatch Grand Prix Circuit
Track Length: 3.916 Km - 2.4330 miles
Printed: 30-06-2018 - 10:21

MST

Legends of Brands Hatch Superprix - 30 Jun - 1 Jul 2018

Pre '80 Endurance Challenge

Qualifying for Race 4 - Sector Analysis

98	Simon Watts (SP3)								Lola T298								
lap	Sect-1	Speed	Sect-2	Speed	Sect-3	Speed	Laptime	Pit	lap	Sect-1	Speed	Sect-2	Speed	Sect-3	Speed	Laptime	Pit
1	Out	75.7	54.149	72.8	26.173	122.0	2:01.848		8	Out	82.9	46.021	75.7	23.829	126.6	1:47.284	P
2	32.148	99.5	46.233	85.5	24.051	127.8	1:42.432		9	30.793	96.6	43.503	79.7	22.604	129.2	1:36.900	
3	32.085	94.8	46.297	87.8	23.284	125.6	1:41.666		10	30.102	102.8	42.313	85.9	22.596	132.0	1:35.011	
4	30.134	101.7	43.001	93.6	22.643	130.0	1:35.778		11	29.397	103.3	41.564	86.2	22.335	131.5	1:33.296	
5	30.051	104.7	42.261	89.2	22.618	129.5	1:34.930		12	29.787	103.4	41.138	87.2	22.477	130.0	1:33.402	
6	31.103	100.8	45.430	81.3	23.824	127.3	1:40.357		13	29.517	108.3	41.359	82.9	21.736	132.3	1:32.612	
7	34.373	88.4	48.637	80.1	In		4:01.782	P	14								

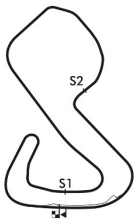

Session Start: 09:50:04 - Finish: 10:15:58
Weather/Track Conditions: Sunny / Dry
Circuit: Brands Hatch Grand Prix Circuit
Track Length: 3.916 Km - 2.4330 miles

Printed: 30-06-2018 - 10:21

Results: www.mstworld.com. Live Timing: https://livetiming.getraceresults.com/mst. Email: timing@mstworld.com

Legends of Brands Hatch Superprix - 30 Jun - 1 Jul 2018

Pre '80 Endurance Challenge

Qualifying for Race 4 - Best Sector Times

	SECTOR 1			SECTOR 2			SECTOR 3		
	NO	TIME	LAP	NO	TIME	LAP	NO	TIME	LAP
1	60	28.479	6	60	39.902	4	60	21.229	5
2	14	28.957	11	14	40.513	11	98	21.736	13
3	98	29.397	11	98	41.138	12	14	21.819	11
4	88	29.716	12	88	41.845	14	18	22.008	5
5	18	30.247	5	18	42.476	11	88	22.730	14
6	50	30.788	4	24	43.911	10	50	22.974	11
7	24	30.936	12	50	44.136	4	24	23.532	11
8	72	31.328	10	73	44.269	13	26	23.570	10
9	79	31.577	12	79	44.714	13	97	23.702	9
10	73	31.601	10	72	44.994	10	73	24.085	13
11	23	31.929	7	26	45.213	12	72	24.343	10
12	26	32.186	11	23	46.368	3	79	24.864	13
13	97	32.861	11	97	46.505	10	23	24.995	6
14	46	32.958	13	46	47.301	9	46	25.289	10
15	80	34.455	10	80	48.416	4	80	25.793	9

IDEAL / BEST LAP COMPARISON

NO	NAME	BEST	IN	IDEAL	DIFF
60	John Burton	1:30.102	4	1:29.610	+0.492
14	John Spiers	1:31.289	11	1:31.289	+0.000
98	Simon Watts	1:32.612	13	1:32.271	+0.341
88	Kevin Cooke	1:34.349	14	1:34.291	+0.058
18	Nick Adams	1:35.023	11	1:34.731	+0.292
50	Vicky Brooks	1:38.665	4	1:37.898	+0.767
24	Vic Nutter	1:39.226	12	1:38.379	+0.847
73	David Axisa	1:40.150	13	1:39.955	+0.195
72	Jonathan Loader	1:40.665	10	1:40.665	+0.000
79	Andreas Floth	1:41.346	13	1:41.155	+0.191
26	George Douglas	1:41.631	10	1:40.969	+0.662
23	Ross Hyett	1:43.436	7	1:43.292	+0.144
97	Andrew Wareing	1:43.732	10	1:43.068	+0.664
46	Trevor Welsh	1:46.030	12	1:45.548	+0.482
80	Russell Martin	1:49.680	11	1:48.664	+1.016

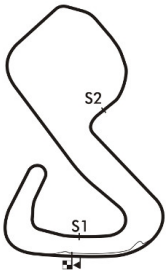

Session Start: 09:50:04 - Finish: 10:15:58
Weather/Track Conditions: Sunny / Dry
Circuit: Brands Hatch Grand Prix Circuit
Track Length: 3.916 Km - 2.4330 miles

Printed: 30-06-2018 - 10:21

Legends of Brands Hatch Superprix - 30 Jun - 1 Jul 2018

Pre '80 Endurance Challenge

Qualifying for Race 4 - Best Sector Speeds

	NO	SECTOR 1	MPH	NO	SECTOR 2	MPH	NO	SECTOR 3	MPH
1	60	John Burton	110.4	14	John Spiers	100.0	18	Nick Adams	146.1
2	18	Nick Adams	109.1	60	John Burton	99.2	97	Andrew Wareing	139.1
3	98	Simon Watts	108.3	98	Simon Watts	93.6	50	Vicky Brooks	134.9
4	14	John Spiers	104.6	88	Kevin Cooke	92.3	88	Kevin Cooke	132.8
5	24	Vic Nutter	104.4	73	David Axisa	92.0	98	Simon Watts	132.3
6	50	Vicky Brooks	103.0	72	Jonathan Loader	90.7	60	John Burton	131.5
7	88	Kevin Cooke	102.8	79	Andreas Floth	90.7	14	John Spiers	131.2
8	26	George Douglas	101.6	26	George Douglas	90.6	26	George Douglas	125.8
9	80	Russell Martin	95.9	23	Ross Hyett	89.9	24	Vic Nutter	123.5
10	73	David Axisa	95.6	97	Andrew Wareing	87.6	80	Russell Martin	117.5
11	72	Jonathan Loader	95.1	18	Nick Adams	85.6	72	Jonathan Loader	113.5
12	79	Andreas Floth	94.8	46	Trevor Welsh	85.6	73	David Axisa	113.3
13	97	Andrew Wareing	94.8	24	Vic Nutter	83.6	23	Ross Hyett	110.9
14	46	Trevor Welsh	93.4	50	Vicky Brooks	83.2	79	Andreas Floth	110.9
15	23	Ross Hyett	93.0	80	Russell Martin	76.9	46	Trevor Welsh	110.4

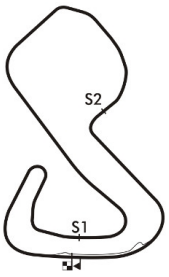

Session Start: 09:50:04 - Finish: 10:15:58
Weather/Track Conditions: Sunny / Dry
Circuit: Brands Hatch Grand Prix Circuit
Track Length: 3.916 Km - 2.4330 miles

Printed: 30-06-2018 - 10:53

Legends of Brands Hatch Superprix - 30 Jun - 1 Jul 2018

Pre '80 Endurance Challenge

Race 4 - Starting Grid

Sheet No:

Start Time : 15:05 - Heat Duration : 30 Minutes

ROW							
8	15	80	Russell Martin				
7	13	97	Andrew Wareing	14	46	Trevor Welsh
6	11	26	George Douglas	12	23	Ross Hyett
5	9	72	Jonathan Loader	10	79	Andreas Floth
4	7	24	Vic Nutter	8	73	David Axisa
3	5	18	Nick Adams	6	50	Vicky Brooks
2	3	98	Simon Watts	4	88	Kevin Cooke
1	1	60	John Burton	2	14	John Spiers

Pole Right

Circuit: Brands Hatch Grand Prix Circuit
Track Length: 3.916 Km - 2.4330 miles

These results are provisional until the conclusion of any judicial and technical matters.

Clerk of the Course:	Timekeeper:	Issued at:
	Nick Palmer	

Legends of Brands Hatch Superprix - 30 Jun - 1 Jul 2018

Pre '80 Endurance Challenge

Race 4 - Classification

Sheet No:

POS	NO	DRIVER/S	CLASS	CLASS POS	CAR MAKE / MODEL	TIME	LAPS	GAP	DIFF	MPH	BEST	ON
1	60	John Burton	SP3	1	Chevron B26	24:35.963	16	-- 16 laps		94.95	1:31.282	13
2	18	Nick Adams	SP2	1	March 717	25:17.478	16	41.515	41.515	92.35	1:32.217	16
3	88	Kevin Cooke	SP3	2	March 75S	25:23.865	16	47.902	6.387	91.96	1:32.994	13
4	50	Vicky Brooks	INV	1	Lola T212	25:35.854	16	59.891	11.989	91.24	1:33.149	9
5	98	Simon Watts	SP3	3	Lola T298	25:40.577	16	1:04.614	4.723	90.96	1:34.523	14
6	24	Vic Nutter	SP3	4	Osella PA3	25:58.820	16	1:22.857	18.243	89.90	1:35.624	14
7	72	Jonathan Loader	S20	1	Tiga SC80	25:45.115	15	-- 15 laps	1:24.247	85.03	1:41.522	7
8	73	David Axisa	S20	2	Tiga SC79	25:49.075	15	3.960	3.960	84.81	1:41.441	7
9	79	Andreas Floth	S20	3	Lola T492	25:49.355	15	4.240	0.280	84.79	1:41.167	11
10	23	Ross Hyett	S20	4	Tiga SC83	25:51.933	15	6.818	2.578	84.66	1:41.428	12
11	97	Andrew Wareing	SP2	2	McLaren M1	26:05.300	15	20.185	13.367	83.93	1:40.869	8
12	46	Trevor Welsh	S20	5	Lola T492	24:42.896	14	-- 14 laps	39.193	82.69	1:43.767	11
		---------- NOT CLASSIFIED ----------										
DNF	14	John Spiers	SP3		Osella PA3	21:39.010	14	-- 14 laps		94.39	1:31.684	8
DNF	80	Russell Martin	SP1		Chevron B6	20:30.750	11	-- 11 laps	3:30.300	78.28	1:49.071	11
DNF	26	George Douglas	SP1		Martin BM9	15:19.151	9	-- 9 laps --		85.76	1:40.786	8

---------- FASTEST LAP SUMMARY ----------

NO	DRIVER/S	CLASS	CAR MAKE / MODEL	FASTEST LAP	ON	MPH
60	John Burton	SP3	Chevron B26	1:31.282	13	95.95
18	Nick Adams	SP2	March 717	1:32.217	16	94.98
50	Vicky Brooks	INV	Lola T212	1:33.149	9	94.03
26	George Douglas	SP1	Martin BM9	1:40.786	8	86.90
79	Andreas Floth	S20	Lola T492	1:41.167	11	86.58

Session Start: 15:20:34 - Finish: 15:45:10
Weather/Track Conditions: Sunny / Dry
Circuit: Brands Hatch Grand Prix Circuit
Track Length: 3.916 Km - 2.4330 miles

These results are provisional until the conclusion of any judicial and technical matters.

Clerk of the Course:	Timekeeper:	Issued at:
	Nick Palmer	

MST

Printed: 30-06-2018 - 15:47

Legends of Brands Hatch Superprix - 30 Jun - 1 Jul 2018

Pre '80 Endurance Challenge

Race 4 - Sector Analysis

14	John Spiers (SP3)								Osella PA3								
lap	Sect-1	Speed	Sect-2	Speed	Sect-3	Speed	Laptime	Pit	lap	Sect-1	Speed	Sect-2	Speed	Sect-3	Speed	Laptime	Pit
1		103.0	41.486	97.9	22.361	126.6	1:35.113		8	28.894	104.7	40.743	101.6	22.047	129.7	1:31.684	
2	29.463	104.9	41.867	95.1	22.305	128.0	1:33.635		9	29.203	106.0	41.273	99.1	22.184	128.2	1:32.660	
3	29.487	101.6	41.511	97.4	22.229	129.0	1:33.227		10	28.862	103.9	41.201	102.7	21.934	129.0	1:31.997	
4	28.875	104.9	41.525	94.8	22.054	129.7	1:32.454		11	29.341	107.0	40.880	99.4	22.249	127.8	1:32.470	
5	29.184	106.2	41.114	99.8	22.035	130.5	1:32.333		12	28.831	105.0	41.017	104.1	21.941	130.5	1:31.789	
6	28.720	105.2	41.965	89.4	22.239	129.5	1:32.924		13	28.803	107.4	43.608	97.7	22.124	130.5	1:34.535	
7	28.983	104.9	41.106	99.7	21.864	130.0	1:31.953		14	28.946	106.2	41.036	95.7	22.254	129.7	1:32.236	

18	Nick Adams (SP2)								March 717								
lap	Sect-1	Speed	Sect-2	Speed	Sect-3	Speed	Laptime	Pit	lap	Sect-1	Speed	Sect-2	Speed	Sect-3	Speed	Laptime	Pit
1		96.1	45.137	75.5	23.101	136.3	1:41.981		9	30.411	101.9	42.002	80.2	21.840	143.3	1:34.253	
2	31.176	98.3	43.922	81.0	22.269	138.8	1:37.367		10	29.847	106.5	41.662	82.7	22.535	143.6	1:34.044	
3	30.760	103.7	43.033	79.6	21.830	149.3	1:35.623		11	30.032	100.6	41.730	85.5	21.938	145.4	1:33.700	
4	30.121	102.5	43.521	79.8	22.749	139.1	1:36.391		12	29.909	105.4	42.312	81.8	21.953	146.4	1:34.174	
5	31.417	100.2	42.374	84.7	21.951	139.7	1:35.742		13	29.727	105.0	41.452	88.3	21.956	134.9	1:33.135	
6	30.093	110.9	41.457	81.1	21.971	144.8	1:33.521		14	30.362	106.5	41.540	84.2	21.580	146.1	1:33.482	
7	29.762	106.9	42.271	75.6	22.125	143.6	1:34.158		15	29.491	112.0	41.793	83.4	21.660	147.7	1:32.944	
8	29.940	106.9	42.097	71.8	22.709	141.2	1:34.746		16	29.530	111.7	41.364	82.5	21.323	142.3	1:32.217	

23	Ross Hyett (S20)								Tiga SC83								
lap	Sect-1	Speed	Sect-2	Speed	Sect-3	Speed	Laptime	Pit	lap	Sect-1	Speed	Sect-2	Speed	Sect-3	Speed	Laptime	Pit
1		88.5	46.258	84.2	24.856	107.2	1:47.395		9	31.643	91.1	45.417	86.6	24.819	107.4	1:41.879	
2	32.246	90.7	47.515	84.1	24.944	108.2	1:44.705		10	31.706	92.6	45.798	89.3	24.676	107.2	1:42.180	
3	32.036	91.9	47.141	85.8	24.673	107.9	1:43.850		11	31.819	91.4	45.339	90.7	24.452	106.4	1:41.610	
4	32.038	86.5	48.185	86.8	24.745	108.1	1:44.968		12	31.632	92.4	45.236	90.3	24.560	107.0	1:41.428	
5	32.277	91.0	46.362	87.5	24.977	107.7	1:43.616		13	32.903	91.5	45.483	86.9	24.607	108.4	1:42.993	
6	31.495	91.6	45.959	86.5	25.049	108.9	1:42.503		14	31.956	92.0	47.568	88.6	24.296	110.0	1:43.820	
7	32.266	91.7	45.919	86.1	24.936	107.6	1:43.121		15	32.490	91.9	48.563	87.8	24.373	107.9	1:45.426	
8	32.075	91.7	45.480	89.1	24.884	107.2	1:42.439		16								

24	Vic Nutter (SP3)								Osella PA3								
lap	Sect-1	Speed	Sect-2	Speed	Sect-3	Speed	Laptime	Pit	lap	Sect-1	Speed	Sect-2	Speed	Sect-3	Speed	Laptime	Pit
1		98.3	45.172	77.6	23.750	119.6	1:43.220		9	30.595	106.2	43.196	83.3	23.073	120.0	1:36.864	
2	31.155	98.7	43.878	83.8	23.345	118.3	1:38.378		10	30.344	106.7	42.859	85.6	22.928	119.8	1:36.131	
3	30.559	99.3	43.619	82.5	23.749	115.9	1:37.927		11	30.346	93.9	44.888	84.0	22.930	122.2	1:38.164	
4	30.304	103.7	44.367	76.7	23.623	120.9	1:38.294		12	30.239	106.0	43.682	78.2	23.025	122.0	1:36.946	
5	30.397	101.4	43.531	82.5	23.031	123.1	1:36.959		13	30.554	101.1	43.037	84.9	22.898	121.5	1:36.489	
6	29.942	107.7	42.959	82.7	22.840	121.1	1:35.741		14	30.120	103.0	42.727	85.3	22.777	124.5	1:35.624	
7	30.208	106.4	42.934	80.2	23.187	119.8	1:36.329		15	30.029	106.9	43.719	86.1	23.070	115.3	1:36.818	
8	30.384	104.6	43.032	80.3	23.568	118.3	1:36.984		16	30.865	105.7	44.228	86.3	22.859	112.8	1:37.952	

26	George Douglas (SP1)								Martin BM9								
lap	Sect-1	Speed	Sect-2	Speed	Sect-3	Speed	Laptime	Pit	lap	Sect-1	Speed	Sect-2	Speed	Sect-3	Speed	Laptime	Pit
1		89.9	46.872	86.7	23.742	119.0	1:47.848		6	32.171	101.1	44.922	80.1	24.037	121.3	1:41.130	
2	32.608	95.6	45.016	80.4	24.776	122.2	1:42.400		7	32.250	98.0	45.124	82.8	23.784	122.4	1:41.158	
3	31.907	101.7	45.398	78.6	23.949	120.9	1:41.254		8	31.977	100.6	44.937	88.7	23.872	122.0	1:40.786	
4	32.624	97.9	45.712	82.8	23.593	123.8	1:41.929		9	31.970	101.1	45.138	76.6	24.010	117.9	1:41.118	
5	32.187	100.8	45.609	80.1	23.732	123.1	1:41.528		10								

46	Trevor Welsh (S20)								Lola T492								
lap	Sect-1	Speed	Sect-2	Speed	Sect-3	Speed	Laptime	Pit	lap	Sect-1	Speed	Sect-2	Speed	Sect-3	Speed	Laptime	Pit
1		90.6	48.825	80.4	25.489	109.5	1:53.564		8	32.749	93.6	47.206	87.5	25.006	107.2	1:44.961	
2	33.713	91.2	48.522	77.6	25.686	107.4	1:47.921		9	32.614	93.4	46.672	86.6	25.764	105.9	1:45.050	
3	33.344	92.7	48.071	85.5	25.552	107.6	1:46.967		10	32.989	87.3	47.121	87.5	24.904	106.9	1:45.014	
4	33.225	93.5	47.397	84.8	25.138	108.8	1:45.760		11	32.621	92.0	46.561	89.4	24.585	108.1	1:43.767	
5	32.672	92.0	47.249	84.8	24.889	108.6	1:44.810		12	32.783	92.4	46.915	86.5	24.959	108.1	1:44.657	
6	32.953	91.9	47.492	86.5	25.209	107.0	1:45.654		13	32.906	93.3	46.752	84.3	25.154	108.2	1:44.812	
7	33.046	93.0	47.348	86.0	24.849	108.1	1:45.243		14	32.434	92.6	47.452	87.3	24.830	107.2	1:44.716	

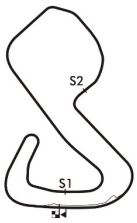

Session Start: 15:20:34 - Finish: 15:45:10
Weather/Track Conditions: Sunny / Dry
Circuit: Brands Hatch Grand Prix Circuit
Track Length: 3.916 Km - 2.4330 miles
Printed: 30-06-2018 - 15:48

Legends of Brands Hatch Superprix - 30 Jun - 1 Jul 2018

Pre '80 Endurance Challenge

Race 4 - Sector Analysis

50	Vicky Brooks (INV)								Lola T212							
lap	Sect-1	Speed	Sect-2	Speed	Sect-3	Speed	Laptime	Pit	lap	Sect-1	Speed	Sect-2	Speed	Sect-3	Speed	Laptime	Pit
1		93.9	45.365	81.0	23.538	131.2	1:43.640		9	29.763	108.8	41.521	88.4	21.865	134.7	1:33.149	
2	31.479	95.4	43.888	85.8	23.006	129.2	1:38.373		10	29.436	108.1	41.720	91.8	22.189	133.9	1:33.345	
3	31.324	98.7	43.334	83.4	23.112	122.0	1:37.770		11	29.887	98.6	42.159	90.9	21.954	133.6	1:34.000	
4	30.731	103.9	42.612	86.5	22.561	134.4	1:35.904		12	30.088	97.9	42.236	91.0	22.809	132.8	1:35.133	
5	29.975	104.1	42.277	88.6	22.426	135.2	1:34.678		13	29.955	105.9	42.188	89.8	22.528	133.3	1:34.671	
6	29.803	106.9	42.146	90.7	22.094	136.0	1:34.043		14	30.287	104.2	43.123	87.1	22.851	131.0	1:36.261	
7	29.811	105.9	42.508	89.2	21.931	132.3	1:34.250		15	32.005	99.5	44.471	87.3	23.023	130.0	1:39.499	
8	30.168	103.6	42.337	92.5	22.151	134.4	1:34.656		16	30.191	104.2	43.600	87.7	22.691	128.5	1:36.482	

60	John Burton (SP3)								Chevron B26							
lap	Sect-1	Speed	Sect-2	Speed	Sect-3	Speed	Laptime	Pit	lap	Sect-1	Speed	Sect-2	Speed	Sect-3	Speed	Laptime	Pit
1		109.5	41.096	90.4	21.824	130.7	1:33.391		9	30.067	104.1	40.983	86.9	21.971	128.2	1:33.021	
2	29.476	110.2	40.824	90.3	21.660	131.0	1:31.960		10	30.050	104.1	42.269	74.2	22.359	129.0	1:34.678	
3	29.031	111.1	40.789	89.9	21.688	130.5	1:31.508		11	29.905	107.9	40.541	88.0	21.523	130.5	1:31.969	
4	29.177	111.1	40.559	88.7	21.659	131.2	1:31.395		12	29.286	106.7	41.201	88.9	21.532	130.0	1:32.019	
5	29.292	108.4	40.561	92.5	21.596	131.8	1:31.449		13	29.191	108.1	40.246	91.5	21.845	129.2	1:31.282	
6	29.207	105.4	41.461	88.4	21.859	130.2	1:32.527		14	29.555	105.2	40.527	86.2	21.677	129.5	1:31.759	
7	29.722	106.4	40.696	87.5	21.666	130.5	1:32.084		15	29.482	106.4	40.601	87.9	21.886	130.0	1:31.969	
8	29.642	107.0	41.353	85.8	21.805	127.3	1:32.800		16	29.252	106.5	40.978	87.5	21.922	128.7	1:32.152	

72	Jonathan Loader (S20)								Tiga SC80							
lap	Sect-1	Speed	Sect-2	Speed	Sect-3	Speed	Laptime	Pit	lap	Sect-1	Speed	Sect-2	Speed	Sect-3	Speed	Laptime	Pit
1		94.4	45.673	83.1	24.896	112.4	1:45.944		9	31.915	94.8	46.857	73.9	25.018	112.6	1:43.790	
2	31.882	93.8	46.662	81.5	25.069	112.2	1:43.613		10	32.156	95.1	45.613	85.8	24.654	111.5	1:42.423	
3	31.953	94.8	46.415	78.7	25.112	113.3	1:43.480		11	31.859	94.7	45.715	86.5	24.720	112.0	1:42.294	
4	32.079	94.0	45.876	84.5	24.650	113.3	1:42.605		12	31.461	95.4	45.431	86.3	24.768	112.2	1:41.660	
5	31.707	94.7	45.735	81.5	24.893	112.8	1:42.335		13	31.952	94.7	46.038	84.7	26.364	108.9	1:44.354	
6	31.620	94.8	45.846	85.8	25.095	111.8	1:42.561		14	32.581	94.4	46.234	86.5	24.883	112.2	1:43.698	
7	31.515	95.6	45.532	88.1	24.475	112.4	1:41.522		15	31.923	94.7	46.224	87.2	24.719	110.4	1:42.866	
8	31.391	95.2	45.621	83.0	24.958	111.3	1:41.970		16								

73	David Axisa (S20)								Tiga SC79							
lap	Sect-1	Speed	Sect-2	Speed	Sect-3	Speed	Laptime	Pit	lap	Sect-1	Speed	Sect-2	Speed	Sect-3	Speed	Laptime	Pit
1		91.9	46.325	80.7	25.343	111.8	1:47.444		9	33.047	92.4	45.299	86.8	24.131	113.2	1:42.477	
2	32.571	93.4	46.447	83.0	24.645	111.5	1:43.663		10	32.817	91.2	47.642	83.6	24.792	111.7	1:45.251	
3	32.335	91.1	46.655	84.2	24.541	112.6	1:43.531		11	32.944	93.6	45.056	86.1	24.410	111.8	1:42.410	
4	32.441	91.4	45.454	84.0	24.453	112.0	1:42.348		12	32.366	94.0	45.132	85.1	24.787	110.0	1:42.285	
5	32.184	92.9	45.731	87.5	24.330	112.0	1:42.245		13	35.480	93.1	44.994	87.0	23.917	113.7	1:44.391	
6	32.600	93.5	44.784	85.3	24.482	111.7	1:41.866		14	32.438	89.9	46.222	86.6	24.641	112.8	1:43.301	
7	32.141	94.3	44.978	86.2	24.322	111.5	1:41.441		15	32.569	93.6	45.878	87.2	24.552	110.9	1:42.999	
8	32.072	94.6	46.867	84.9	24.484	110.4	1:43.423		16								

79	Andreas Floth (S20)								Lola T492							
lap	Sect-1	Speed	Sect-2	Speed	Sect-3	Speed	Laptime	Pit	lap	Sect-1	Speed	Sect-2	Speed	Sect-3	Speed	Laptime	Pit
1		86.0	48.793	82.6	25.402	110.9	1:51.796		9	31.476	95.6	45.158	87.7	24.865	110.0	1:41.499	
2	32.492	93.0	47.024	89.7	24.890	111.5	1:44.406		10	31.496	95.4	45.838	91.6	25.099	110.9	1:42.433	
3	31.623	96.3	46.050	88.5	25.041	112.0	1:42.714		11	31.665	95.0	45.089	93.2	24.413	111.8	1:41.167	
4	31.417	93.6	46.102	84.6	25.165	110.9	1:42.684		12	31.935	95.8	44.975	89.9	24.435	113.3	1:41.345	
5	31.950	94.4	45.346	88.1	24.778	112.6	1:42.074		13	32.942	94.8	45.793	88.9	24.870	111.5	1:43.605	
6	31.653	95.8	46.308	89.8	25.165	111.3	1:43.126		14	31.980	92.5	46.701	81.3	24.693	111.3	1:43.374	
7	31.966	95.1	45.991	87.0	24.975	108.6	1:42.932		15	31.815	95.4	46.161	91.6	25.758	106.2	1:43.734	
8	31.403	94.3	45.475	89.5	25.588	110.2	1:42.466		16								

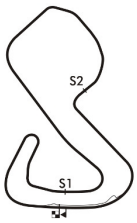

Session Start: 15:20:34 - Finish: 15:45:10
Weather/Track Conditions: Sunny / Dry
Circuit: Brands Hatch Grand Prix Circuit
Track Length: 3.916 Km - 2.4330 miles
Printed: 30-06-2018 - 15:48

MST
Results: www.mstworld.com. Live Timing: https://livetiming.getraceresults.com/mst. Email: timing@mstworld.com

Legends of Brands Hatch Superprix - 30 Jun - 1 Jul 2018

Pre '80 Endurance Challenge

Race 4 - Sector Analysis

80	Russell Martin (SP1)								Chevron B6								
lap	Sect-1	Speed	Sect-2	Speed	Sect-3	Speed	Laptime	Pit	lap	Sect-1	Speed	Sect-2	Speed	Sect-3	Speed	Laptime	Pit
1		84.2	50.103	77.2	26.469	115.7	1:57.017		7	36.316	87.4	49.708	76.1	26.392	113.7	1:52.416	
2	35.505	89.8	49.850	75.6	26.658	116.9	1:52.013		8	35.762	90.0	50.185	74.8	26.321	113.5	1:52.268	
3	35.497	91.9	50.814	69.9	26.722	116.7	1:53.033		9	35.020	91.4	48.587	78.2	26.037	114.7	1:49.644	
4	35.187	90.5	49.284	75.1	26.371	117.1	1:50.842		10	35.431	85.7	49.993	80.0	26.251	114.1	1:51.675	
5	35.181	87.2	49.546	70.5	26.472	116.3	1:51.199		11	35.326	88.4	47.919	79.6	25.826	116.1	1:49.071	
6	35.111	93.0	49.765	72.0	26.696	114.3	1:51.572		12								

88	Kevin Cooke (SP3)								March 75S								
lap	Sect-1	Speed	Sect-2	Speed	Sect-3	Speed	Laptime	Pit	lap	Sect-1	Speed	Sect-2	Speed	Sect-3	Speed	Laptime	Pit
1		92.6	44.743	79.6	23.197	128.7	1:40.656		9	29.471	101.6	41.784	87.8	22.410	131.2	1:33.665	
2	30.909	95.6	43.217	84.4	23.116	128.2	1:37.242		10	29.554	106.4	41.436	89.8	22.964	129.5	1:33.954	
3	30.310	102.8	42.484	91.2	23.067	129.2	1:35.861		11	29.504	99.0	42.474	91.8	22.005	131.8	1:33.983	
4	30.652	97.3	43.820	83.3	23.134	129.5	1:37.606		12	29.388	100.5	42.029	92.5	22.385	132.3	1:33.802	
5	30.696	104.1	42.301	86.9	22.709	130.5	1:35.706		13	29.991	103.9	41.132	94.8	21.871	133.6	1:32.994	
6	30.985	104.4	41.822	90.0	22.439	132.0	1:35.246		14	30.583	108.3	42.194	89.9	22.575	132.3	1:35.352	
7	29.858	102.2	41.965	91.3	22.411	130.7	1:34.234		15	29.598	105.5	41.848	88.7	22.559	131.0	1:34.005	
8	30.117	104.2	41.853	87.2	22.700	130.7	1:34.670		16	30.122	101.4	42.348	92.8	22.419	125.6	1:34.889	

97	Andrew Wareing (SP2)								McLaren M1								
lap	Sect-1	Speed	Sect-2	Speed	Sect-3	Speed	Laptime	Pit	lap	Sect-1	Speed	Sect-2	Speed	Sect-3	Speed	Laptime	Pit
1		85.4	47.369	79.1	23.763	136.0	1:49.498		9	32.583	102.0	45.278	78.4	24.565	131.8	1:42.426	
2	33.522	92.6	45.974	82.0	23.723	131.0	1:43.219		10	34.888	88.2	46.576	89.1	23.938	133.3	1:45.402	
3	33.189	98.6	46.695	80.4	23.710	125.8	1:43.594		11	32.255	105.2	45.015	82.3	23.858	128.7	1:41.128	
4	32.869	100.5	46.444	82.3	23.632	133.1	1:42.945		12	33.873	98.2	45.675	83.2	23.596	133.1	1:43.144	
5	32.610	102.5	45.607	84.9	23.681	135.5	1:41.898		13	33.175	95.8	46.379	82.3	23.503	130.7	1:43.057	
6	32.009	98.7	46.089	84.7	23.301	135.2	1:41.399		14	33.708	99.8	46.735	84.4	23.671	128.5	1:44.114	
7	32.314	103.3	45.332	84.0	23.364	131.8	1:41.010		15	49.654	86.7	47.464	82.9	24.479	123.8	2:01.597	
8	32.017	97.6	45.501	87.8	23.351	128.0	1:40.869		16								

98	Simon Watts (SP3)								Lola T298								
lap	Sect-1	Speed	Sect-2	Speed	Sect-3	Speed	Laptime	Pit	lap	Sect-1	Speed	Sect-2	Speed	Sect-3	Speed	Laptime	Pit
1		96.5	44.465	89.5	23.748	122.2	1:41.546		9	30.002	106.4	41.967	88.5	22.846	127.5	1:34.815	
2	30.882	101.1	43.576	87.9	22.735	129.0	1:37.193		10	29.625	109.0	42.828	90.6	22.357	125.6	1:34.810	
3	30.529	100.2	44.237	84.4	23.122	129.7	1:37.888		11	30.504	103.4	42.139	91.6	22.536	125.4	1:35.179	
4	29.997	104.6	43.131	86.6	22.535	129.0	1:35.663		12	30.134	105.9	42.114	90.0	22.434	127.0	1:34.682	
5	31.255	102.5	42.726	88.7	22.506	129.0	1:36.487		13	29.996	107.7	42.501	87.5	22.426	128.0	1:34.923	
6	30.177	106.7	42.162	89.4	22.661	126.6	1:35.000		14	30.321	105.5	41.812	93.2	22.390	124.9	1:34.523	
7	29.913	107.7	42.208	89.5	22.486	128.5	1:34.607		15	31.926	98.6	45.456	84.7	23.312	127.0	1:40.694	
8	30.078	106.9	43.028	92.0	22.734	128.5	1:35.840		16	30.852	106.2	43.446	89.9	22.429	128.5	1:36.727	

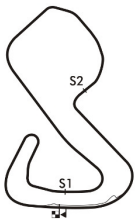

Session Start: 15:20:34 - Finish: 15:45:10
Weather/Track Conditions: Sunny / Dry
Circuit: Brands Hatch Grand Prix Circuit
Track Length: 3.916 Km - 2.4330 miles
Printed: 30-06-2018 - 15:48

MST
Results: www.mstworld.com. Live Timing: https://livetiming.getraceresults.com/mst. Email: timing@mstworld.com

Legends of Brands Hatch Superprix - 30 Jun - 1 Jul 2018

Pre '80 Endurance Challenge

Race 4 - Best Sector Times

	SECTOR 1			SECTOR 2			SECTOR 3		
	NO	TIME	LAP	NO	TIME	LAP	NO	TIME	LAP
1	14	28.720	6	60	40.246	13	18	21.323	16
2	60	29.031	3	14	40.743	8	60	21.523	11
3	88	29.388	12	88	41.132	13	14	21.864	7
4	50	29.436	10	18	41.364	16	50	21.865	9
5	18	29.491	15	50	41.521	9	88	21.871	13
6	98	29.625	10	98	41.812	14	98	22.357	10
7	24	29.942	6	24	42.727	14	24	22.777	14
8	72	31.391	8	73	44.784	6	97	23.301	6
9	79	31.403	8	26	44.922	6	26	23.593	4
10	23	31.495	6	79	44.975	12	73	23.917	13
11	26	31.907	3	97	45.015	11	23	24.296	14
12	97	32.009	6	23	45.236	12	79	24.413	11
13	73	32.072	8	72	45.431	12	72	24.475	7
14	46	32.434	14	46	46.561	11	46	24.585	11
15	80	35.020	9	80	47.919	11	80	25.826	11

IDEAL / BEST LAP COMPARISON

NO	NAME	BEST	IN	IDEAL	DIFF
60	John Burton	1:31.282	13	1:30.800	+0.482
18	Nick Adams	1:32.217	16	1:32.178	+0.039
88	Kevin Cooke	1:32.994	13	1:32.391	+0.603
50	Vicky Brooks	1:33.149	9	1:32.822	+0.327
98	Simon Watts	1:34.523	14	1:33.794	+0.729
24	Vic Nutter	1:35.624	14	1:35.446	+0.178
97	Andrew Wareing	1:40.869	8	1:40.325	+0.544
79	Andreas Floth	1:41.167	11	1:40.791	+0.376
23	Ross Hyett	1:41.428	12	1:41.027	+0.401
73	David Axisa	1:41.441	7	1:40.773	+0.668
72	Jonathan Loader	1:41.522	7	1:41.297	+0.225
46	Trevor Welsh	1:43.767	11	1:43.580	+0.187
14	John Spiers	1:31.684	8	1:31.327	+0.357
26	George Douglas	1:40.786	8	1:40.422	+0.364
80	Russell Martin	1:49.071	11	1:48.765	+0.306

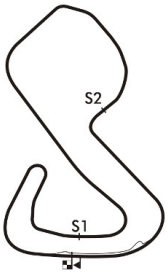

Session Start: 15:20:34 - Finish: 15:45:10
Weather/Track Conditions: Sunny / Dry
Circuit: Brands Hatch Grand Prix Circuit
Track Length: 3.916 Km - 2.4330 miles

Printed: 30-06-2018 - 15:49

Legends of Brands Hatch Superprix - 30 Jun - 1 Jul 2018

Pre '80 Endurance Challenge

Race 4 - Best Sector Speeds

	NO	SECTOR 1	MPH	NO	SECTOR 2	MPH	NO	SECTOR 3	MPH
1	18	Nick Adams	112.0	14	John Spiers	104.1	18	Nick Adams	149.3
2	60	John Burton	111.1	88	Kevin Cooke	94.8	50	Vicky Brooks	136.0
3	98	Simon Watts	109.0	79	Andreas Floth	93.2	97	Andrew Wareing	136.0
4	50	Vicky Brooks	108.8	98	Simon Watts	93.2	88	Kevin Cooke	133.6
5	88	Kevin Cooke	108.3	50	Vicky Brooks	92.5	60	John Burton	131.8
6	24	Vic Nutter	107.7	60	John Burton	92.5	14	John Spiers	130.5
7	14	John Spiers	107.4	23	Ross Hyett	90.7	98	Simon Watts	129.7
8	97	Andrew Wareing	105.2	46	Trevor Welsh	89.4	24	Vic Nutter	124.5
9	26	George Douglas	101.7	97	Andrew Wareing	89.1	26	George Douglas	123.8
10	79	Andreas Floth	96.3	26	George Douglas	88.7	80	Russell Martin	117.1
11	72	Jonathan Loader	95.6	18	Nick Adams	88.3	73	David Axisa	113.7
12	73	David Axisa	94.6	72	Jonathan Loader	88.1	72	Jonathan Loader	113.3
13	46	Trevor Welsh	93.6	73	David Axisa	87.5	79	Andreas Floth	113.3
14	80	Russell Martin	93.0	24	Vic Nutter	86.3	23	Ross Hyett	110.0
15	23	Ross Hyett	92.6	80	Russell Martin	80.0	46	Trevor Welsh	109.5

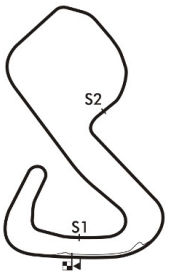

Session Start: 15:20:34 - Finish: 15:45:10
Weather/Track Conditions: Sunny / Dry
Circuit: Brands Hatch Grand Prix Circuit
Track Length: 3.916 Km - 2.4330 miles

Printed: 30-06-2018 - 15:49

Legends of Brands Hatch Superprix - 30 Jun - 1 Jul 2018

Pre '80 Endurance Challenge

Race 4 - Lap Chart

Lap 1			Lap 2			Lap 3			Lap 4			Lap 5			Lap 6		
NO	Behind	Laptime	NO	Behind	Laptime	NO	Behind	Laptime	NO	Behind	Laptime	NO	Behind	Laptime	NO	Behind	Laptime
60		1:33.391	60		1:31.960	60		1:31.508	60		1:31.395	60		1:31.449	60		1:32.527
14	1.722	1:35.113	14	3.397	1:33.635	14	5.116	1:33.227	14	6.175	1:32.454	14	7.059	1:32.333	14	7.456	1:32.924
88	7.265	1:40.656	88	12.547	1:37.242	88	16.900	1:35.861	18	23.108	1:36.391	88	27.368	1:35.706	80	1 LAP	1:51.199
98	8.155	1:41.546	98	13.388	1:37.193	18	18.112	1:35.623	88	23.111	1:37.606	18	27.401	1:35.742	18	28.395	1:33.521
18	8.590	1:41.981	18	13.997	1:37.367	98	19.768	1:37.888	98	24.036	1:35.663	98	29.074	1:36.487	88	30.087	1:35.246
24	9.829	1:43.220	24	16.247	1:38.378	24	22.666	1:37.927	50	27.433	1:35.904	50	30.662	1:34.678	98	31.547	1:35.000
50	10.249	1:43.640	50	16.662	1:38.373	50	22.924	1:37.770	24	29.565	1:38.294	24	35.075	1:36.959	50	32.178	1:34.043
72	12.553	1:45.944	72	24.206	1:43.613	26	34.643	1:41.254	26	45.177	1:41.929	26	55.256	1:41.528	24	38.289	1:35.741
23	14.004	1:47.395	26	24.897	1:42.400	72	36.178	1:43.480	72	47.388	1:42.605	72	58.274	1:42.335	26	1:03.859	1:41.130
73	14.053	1:47.444	73	25.756	1:43.663	73	37.779	1:43.531	73	48.732	1:42.348	73	59.528	1:42.245	72	1:08.308	1:42.561
26	14.457	1:47.848	23	26.749	1:44.705	23	39.091	1:43.850	97	51.002	1:42.945	97	1:01.451	1:41.898	73	1:08.867	1:41.866
97	16.107	1:49.498	97	27.366	1:43.219	97	39.452	1:43.594	23	52.664	1:44.968	79	1:03.971	1:42.074	97	1:10.323	1:41.399
79	18.405	1:51.796	79	30.851	1:44.406	79	42.057	1:42.714	79	53.346	1:42.684	23	1:04.831	1:43.616	79	1:14.570	1:43.126
46	20.173	1:53.564	46	36.134	1:47.921	46	51.593	1:46.967	46	1:05.958	1:45.760	46	1:19.319	1:44.810	23	1:14.807	1:42.503
80	23.626	1:57.017	80	43.679	1:52.013	80	1:05.204	1:53.033	80	1:24.651	1:50.842						

Session Start: 15:20:34 - Finish: 15:45:10
Weather/Track Conditions: Sunny / Dry
Circuit: Brands Hatch Grand Prix Circuit
Track Length: 3.916 Km - 2.4330 miles
Printed: 30-06-2018 - 16:21

MST
Results: www.mstworld.com. Live Timing: https://livetiming.getraceresults.com/mst. Email: timing@mstworld.com

Legends of Brands Hatch Superprix - 30 Jun - 1 Jul 2018

Pre '80 Endurance Challenge

Race 4 - Lap Chart

Lap 7			Lap 8			Lap 9			Lap 10			Lap 11			Lap 12		
NO	Behind	Laptime	NO	Behind	Laptime	NO	Behind	Laptime	NO	Behind	Laptime	NO	Behind	Laptime	NO	Behind	Laptime
60		1:32.084	60		1:32.800	60		1:33.021	60		1:34.678	60		1:31.969	60		1:32.019
46	1 LAP	1:45.654	14	6.209	1:31.684	79	1 LAP	1:42.466	97	1 LAP	1:42.426	14	3.668	1:32.470	14	3.438	1:31.789
14	7.325	1:31.953	46	1 LAP	1:45.243	23	1 LAP	1:42.439	72	1 LAP	1:43.790	72	1 LAP	1:42.423	80	2 LAPS	1:51.675
18	30.469	1:34.158	18	32.415	1:34.746	14	5.848	1:32.660	14	3.167	1:31.997	97	1 LAP	1:45.402	72	1 LAP	1:42.294
80	1 LAP	1:51.572	88	34.107	1:34.670	46	1 LAP	1:44.961	73	1 LAP	1:42.477	73	1 LAP	1:45.251	97	1 LAP	1:41.128
88	32.237	1:34.234	50	36.200	1:34.656	18	33.647	1:34.253	79	1 LAP	1:41.499	79	1 LAP	1:42.433	73	1 LAP	1:42.410
98	34.070	1:34.607	98	37.110	1:35.840	88	34.751	1:33.665	23	1 LAP	1:41.879	23	1 LAP	1:42.180	79	1 LAP	1:41.167
50	34.344	1:34.250	24	46.718	1:36.984	50	36.328	1:33.149	18	33.013	1:34.044	18	34.744	1:33.700	23	1 LAP	1:41.610
24	42.534	1:36.329	80	1 LAP	1:52.416	98	38.904	1:34.815	88	34.027	1:33.954	88	36.041	1:33.983	18	36.899	1:34.174
26	1:12.933	1:41.158	26	1:20.919	1:40.786	24	50.561	1:36.864	50	34.995	1:33.345	50	37.026	1:34.000	88	37.824	1:33.802
72	1:17.746	1:41.522	72	1:26.916	1:41.970	80	1 LAP	1:52.268	46	1 LAP	1:45.050	98	42.246	1:35.179	50	40.140	1:35.133
73	1:18.224	1:41.441	97	1:27.318	1:40.869	26	1:29.016	1:41.118	98	39.036	1:34.810	46	1 LAP	1:45.014	98	44.909	1:34.682
97	1:19.249	1:41.010	73	1:28.847	1:43.423				24	52.014	1:36.131	24	58.209	1:38.164	46	1 LAP	1:43.767
79	1:25.418	1:42.932							80	1 LAP	1:49.644				24	1:03.136	1:36.946
23	1:25.844	1:43.121															

Session Start: 15:20:34 - Finish: 15:45:10
Weather/Track Conditions: Sunny / Dry
Circuit: Brands Hatch Grand Prix Circuit
Track Length: 3.916 Km - 2.4330 miles
Printed: 30-06-2018 - 16:21

Legends of Brands Hatch Superprix - 30 Jun - 1 Jul 2018

Pre '80 Endurance Challenge

Race 4 - Lap Chart

Lap 13			Lap 14			Lap 15			Lap 16		
NO	Behind	Laptime	NO	Behind	Laptime	NO	Behind	Laptime	NO	Behind	Laptime
60		1:31.282	60		1:31.759	60		1:31.969	60		1:32.152
14	6.691	1:34.535	14	7.168	1:32.236	18	41.450	1:32.944	46	2 LAPS	1:44.716
80	2 LAPS	1:49.071	18	40.475	1:33.482	88	45.165	1:34.005	18	41.515	1:32.217
72	1 LAP	1:41.660	88	43.129	1:35.352	50	55.561	1:39.499	88	47.902	1:34.889
97	1 LAP	1:43.144	72	1 LAP	1:44.354	72	1 LAP	1:43.698	50	59.891	1:36.482
73	1 LAP	1:42.285	97	1 LAP	1:43.057	97	1 LAP	1:44.114	98	1:04.614	1:36.727
79	1 LAP	1:41.345	50	48.031	1:36.261	98	1:00.039	1:40.694	72	1 LAP	1:42.866
18	38.752	1:33.135	79	1 LAP	1:43.605	79	1 LAP	1:43.374	73	1 LAP	1:42.999
88	39.536	1:32.994	23	1 LAP	1:42.993	73	1 LAP	1:43.301	79	1 LAP	1:43.734
23	1 LAP	1:41.428	73	1 LAP	1:44.391	23	1 LAP	1:43.820	23	1 LAP	1:45.426
50	43.529	1:34.671	98	51.314	1:34.523	24	1:17.057	1:36.818	24	1:22.857	1:37.952
98	48.550	1:34.923	24	1:12.208	1:35.624				97	1 LAP	2:01.597
24	1:08.343	1:36.489	46	1 LAP	1:44.812						
46	1 LAP	1:44.657									

Session Start: 15:20:34 - Finish: 15:45:10
Weather/Track Conditions: Sunny / Dry
Circuit: Brands Hatch Grand Prix Circuit
Track Length: 3.916 Km - 2.4330 miles
Printed: 30-06-2018 - 16:21

MST
Results: www.mstworld.com. Live Timing: https://livetiming.getraceresults.com/mst. Email: timing@mstworld.com

Legends of Brands Hatch Superprix - 30 Jun - 1 Jul 2018

Pre '80 Endurance Challenge

Race 11 - Starting Grid

Sheet No:

Start Time : 13:15 - Heat Duration : 30 Minutes

ROW							
8	15	26	George Douglas				
7	13	14	John Spiers	14	80	Richard Dodkins	
6	11	97	Andrew Wareing	12	46	Trevor Welsh	
5	9	79	Andreas Floth	10	23	Ross Hyett	
4	7	72	Jonathan Loader	8	73	David Axisa	
3	5	98	Roberto Giordanelli	6	24	Vic Nutter	
2	3	88	Kevin Cooke	4	50	Bob Brooks	
1	1	60	John Burton	2	18	Frank Bradley	

Pole Right

Circuit: Brands Hatch Grand Prix Circuit
Track Length: 3.916 Km - 2.4330 miles

These results are provisional until the conclusion of any judicial and technical matters.

Clerk of the Course:	Timekeeper:	Issued at:
	Nick Palmer	

Legends of Brands Hatch Superprix - 30 Jun - 1 Jul 2018

Pre '80 Endurance Challenge

Race 11 - Classification

Sheet No:

POS	NO	DRIVER/S	CLASS	CLASS POS	CAR MAKE / MODEL	TIME	LAPS	GAP	DIFF	MPH	BEST	ON
1	60	John Burton	SP3	1	Chevron B26	30:30.919	20	-- 20 laps		95.67	1:30.061	7
2	14	John Spiers	SP3	2	Osella PA3	31:36.429	20	1:05.510	1:05.510	92.37	1:31.994	8
3	88	Kevin Cooke	SP3	3	March 75S	31:37.351	20	1:06.432	0.922	92.32	1:33.425	17
4	98	Simon Watts	SP3	4	Lola T298	31:48.379	20	1:17.460	11.028	91.79	1:33.040	6
5	50	Vicky Brooks	INV	1	Lola T212	30:41.730	19	-- 19 laps	28.890	90.35	1:34.918	7
6	24	Vic Nutter	SP3	5	Osella PA3	30:43.421	19	1.691	1.691	90.27	1:35.194	19
7	72	Jonathan Loader	S20	1	Tiga SC80	30:42.941	18	-- 18 laps	1:34.714	85.54	1:41.105	14
8	79	Andreas Floth	S20	2	Lola T492	30:50.620	18	7.679	7.679	85.19	1:41.207	5
9	73	David Axisa	S20	3	Tiga SC79	30:52.215	18	9.274	1.595	85.12	1:40.613	18
10	23	Ross Hyett	S20	4	Tiga SC83	30:57.253	18	14.312	5.038	84.89	1:41.468	18
11	46	Trevor Welsh	S20	5	Lola T492	31:47.893	18	1:04.952	50.640	82.63	1:44.382	11
12	97	Andrew Wareing	SP2	1	McLaren M1	31:54.925	18	1:11.984	7.032	82.33	1:41.695	7
13	80	Richard Dodkins	SP1	1	Chevron B6	31:01.942	17	-- 17 laps	53.691	79.96	1:46.105	3
14	18	Frank Bradley	SP2	2	March 717	30:34.514	15	-- 15 laps	3:06.718	71.61	1:34.645	5

---------- FASTEST LAP SUMMARY ----------

NO	DRIVER/S	CLASS	CAR MAKE / MODEL	FASTEST LAP	ON	MPH
60	John Burton	SP3	Chevron B26	1:30.061	7	97.25
18	Frank Bradley	SP2	March 717	1:34.645	5	92.54
50	Vicky Brooks	INV	Lola T212	1:34.918	7	92.28
73	David Axisa	S20	Tiga SC79	1:40.613	18	87.05
80	Richard Dodkins	SP1	Chevron B6	1:46.105	3	82.55

Car 26 - non starter.

Session Start: 13:16:16 - Finish: 13:46:46
Weather/Track Conditions: Sunny / Dry
Circuit: Brands Hatch Grand Prix Circuit
Track Length: 3.916 Km - 2.4330 miles

These results are provisional until the conclusion of any judicial and technical matters.

Clerk of the Course:	Timekeeper:	Issued at:
	Nick Palmer	

MST

Printed: 01-07-2018 - 13:49

Legends of Brands Hatch Superprix - 30 Jun - 1 Jul 2018

Pre '80 Endurance Challenge

Race 11 - Sector Analysis

14 John Spiers (SP3) — Osella PA3

lap	Sect-1	Speed	Sect-2	Speed	Sect-3	Speed	Laptime	Pit	lap	Sect-1	Speed	Sect-2	Speed	Sect-3	Speed	Laptime	Pit
1		97.4	44.814	84.7	23.236	127.3	1:43.822		11	30.597	101.6	41.130	92.3	22.837	129.0	1:34.564	
2	30.968	100.9	43.966	84.1	23.444	127.3	1:38.378		12	29.942	103.3	41.818	86.0	22.330	130.7	1:34.090	
3	30.211	108.6	42.338	91.2	22.378	129.5	1:34.927		13	31.201	106.5	41.783	100.0	21.867	130.7	1:34.851	
4	29.430	107.6	41.541	94.8	22.759	125.1	1:33.730		14	29.540	110.7	42.012	96.3	23.449	125.8	1:35.001	
5	29.210	105.0	41.565	94.1	22.084	130.5	1:32.859		15	30.021	101.7	41.954	87.5	22.651	127.3	1:34.626	
6	29.280	104.9	41.211	99.8	22.221	129.2	1:32.712		16	30.300	109.7	42.093	96.6	22.143	129.2	1:34.536	
7	30.818	105.2	42.735	82.5	23.268	129.0	1:36.821		17	30.348	104.6	41.256	101.0	21.898	131.0	1:33.502	
8	29.159	104.4	40.933	98.7	21.902	130.7	1:31.994		18	29.707	105.2	40.899	92.2	22.764	128.7	1:33.370	
9	29.326	103.7	41.415	99.5	22.083	130.0	1:32.824		19	29.355	101.7	43.627	93.9	22.304	130.5	1:35.286	
10	30.849	103.1	41.352	97.9	22.197	128.2	1:34.398		20	30.383	101.9	41.487	90.3	22.268	129.0	1:34.138	

18 Frank Bradley (SP2) — March 717

lap	Sect-1	Speed	Sect-2	Speed	Sect-3	Speed	Laptime	Pit	lap	Sect-1	Speed	Sect-2	Speed	Sect-3	Speed	Laptime	Pit
1		112.0	43.501	84.4	22.211	142.6	1:37.294		9	39.266	67.6	55.560	57.3	29.845	75.7	2:04.671	
2	30.961	115.7	42.499	84.2	22.303	146.1	1:35.763		10	38.700	74.6	1:01.409	46.3	35.196	67.1	2:15.305	
3	30.815	115.3	41.874	86.9	22.406	143.9	1:35.095		11	40.629	69.7	1:04.107	56.2	33.157	73.3	2:17.893	
4	31.008	111.5	42.587	84.4	22.263	144.5	1:35.858		12	41.996	68.7	1:06.741	50.6	34.254	74.2	2:22.991	
5	30.383	112.0	42.049	85.1	22.213	141.7	1:34.645		13	40.530	67.1	1:04.931	54.1	36.854	63.4	2:22.315	
6	30.906	116.5	42.782	87.0	22.312	142.6	1:36.000		14	41.458	75.9	1:04.115	57.9	36.025	61.7	2:21.598	
7	30.954	113.9	44.056	79.2	In		2:32.637	P	15	45.454	59.2	1:11.257	53.2	38.534	59.5	2:35.245	
8	Out	81.8	53.119	70.5	29.709	82.6	2:07.204	P	16								

23 Ross Hyett (S20) — Tiga SC83

lap	Sect-1	Speed	Sect-2	Speed	Sect-3	Speed	Laptime	Pit	lap	Sect-1	Speed	Sect-2	Speed	Sect-3	Speed	Laptime	Pit
1		88.5	46.965	87.8	24.856	106.9	1:47.880		10	32.389	91.4	45.834	81.3	24.699	108.6	1:42.922	
2	32.066	92.5	48.519	82.8	25.115	107.4	1:45.700		11	32.302	90.0	45.197	86.5	24.790	108.1	1:42.289	
3	31.826	91.0	46.407	82.3	25.066	106.7	1:43.299		12	32.097	91.0	48.658	78.0	25.177	105.9	1:45.932	
4	32.247	89.4	46.356	77.2	24.953	108.2	1:43.556		13	32.538	90.4	46.340	90.4	24.646	100.2	1:43.524	
5	32.474	90.3	45.772	84.3	24.523	108.4	1:42.769		14	31.770	91.4	45.518	88.8	24.451	106.9	1:41.739	
6	32.472	90.4	45.412	88.4	24.494	109.1	1:42.378		15	31.875	91.4	45.294	90.9	25.526	108.2	1:42.695	
7	32.111	90.9	45.234	86.2	24.431	109.5	1:41.776		16	31.809	92.1	45.069	91.8	24.725	108.4	1:41.603	
8	32.341	92.0	46.399	81.8	24.657	103.6	1:43.397		17	31.351	90.5	45.555	84.1	24.995	104.7	1:41.901	
9	32.227	91.5	45.599	85.9	24.599	108.1	1:42.425		18	31.962	91.6	45.069	85.4	24.437	107.4	1:41.468	

24 Vic Nutter (SP3) — Osella PA3

lap	Sect-1	Speed	Sect-2	Speed	Sect-3	Speed	Laptime	Pit	lap	Sect-1	Speed	Sect-2	Speed	Sect-3	Speed	Laptime	Pit
1		94.7	45.224	79.9	23.954	120.2	1:43.257		11	30.202	103.4	42.704	84.5	23.066	125.4	1:35.972	
2	30.979	103.0	44.044	79.3	23.591	123.1	1:38.614		12	30.205	100.9	42.851	84.6	22.935	125.4	1:35.991	
3	30.388	104.4	44.232	83.8	23.277	124.9	1:37.897		13	30.333	103.4	43.189	80.7	23.227	121.8	1:36.749	
4	30.634	102.3	44.088	82.6	23.301	121.5	1:38.023		14	30.341	94.7	43.676	80.8	23.261	123.8	1:37.278	
5	30.549	100.0	43.565	81.1	23.093	124.9	1:37.207		15	30.006	103.6	43.213	82.1	23.079	124.7	1:36.298	
6	30.288	101.7	42.942	83.3	22.930	124.7	1:36.160		16	29.748	103.9	42.623	84.1	22.958	125.4	1:35.329	
7	30.027	102.6	43.107	82.0	23.244	124.0	1:36.378		17	30.667	103.6	43.185	86.8	22.840	125.8	1:36.692	
8	30.148	100.6	42.896	84.8	23.108	124.2	1:36.152		18	30.229	103.9	42.691	84.4	22.640	127.3	1:35.560	
9	30.195	103.1	43.197	81.8	23.627	119.6	1:37.019		19	30.097	104.4	42.467	86.9	22.630	125.8	1:35.194	
10	30.503	96.6	43.586	84.7	23.562	123.3	1:37.651		20								

46 Trevor Welsh (S20) — Lola T492

lap	Sect-1	Speed	Sect-2	Speed	Sect-3	Speed	Laptime	Pit	lap	Sect-1	Speed	Sect-2	Speed	Sect-3	Speed	Laptime	Pit
1		91.5	48.434	81.7	25.261	108.9	1:51.941		10	33.056	90.9	46.542	85.6	24.986	108.4	1:44.584	
2	33.233	92.9	48.054	82.2	24.954	109.5	1:46.241		11	32.667	92.6	46.459	89.1	25.256	108.2	1:44.382	
3	33.088	92.7	47.752	79.7	24.965	110.2	1:45.805		12	33.083	93.0	47.014	86.5	25.095	107.2	1:45.192	
4	37.451	92.9	46.986	87.7	24.990	108.4	1:49.427		13	32.820	90.4	48.873	84.4	25.389	107.7	1:47.082	
5	33.348	90.7	46.990	87.7	25.067	108.1	1:45.405		14	32.892	91.2	47.235	84.3	25.371	107.2	1:45.498	
6	32.882	93.3	47.130	84.6	25.099	108.4	1:45.111		15	33.380	92.2	47.215	84.6	24.872	108.1	1:45.467	
7	32.872	91.7	46.548	84.8	25.165	108.1	1:44.585		16	32.905	92.6	48.142	85.0	25.084	107.6	1:46.131	
8	32.811	92.2	46.931	81.7	25.333	107.4	1:45.075		17	33.045	93.0	46.635	87.3	25.423	106.4	1:45.103	
9	32.997	93.9	47.011	85.9	25.220	108.6	1:45.228		18	33.609	90.9	46.816	84.5	25.211	107.6	1:45.636	

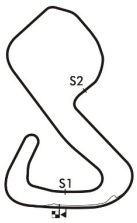

Session Start: 13:16:16 - Finish: 13:46:46
Weather/Track Conditions: Sunny / Dry
Circuit: Brands Hatch Grand Prix Circuit
Track Length: 3.916 Km - 2.4330 miles
Printed: 01-07-2018 - 13:49

Legends of Brands Hatch Superprix - 30 Jun - 1 Jul 2018

Pre '80 Endurance Challenge

Race 11 - Sector Analysis

50 Vicky Brooks (INV) — Lola T212

lap	Sect-1	Speed	Sect-2	Speed	Sect-3	Speed	Laptime	Pit	lap	Sect-1	Speed	Sect-2	Speed	Sect-3	Speed	Laptime	Pit
1		90.1	45.049	82.7	23.662	118.5	1:43.421		11	29.975	102.5	42.727	89.9	22.754	131.2	1:35.456	
2	31.991	101.7	44.097	81.8	23.231	132.5	1:39.319		12	30.326	99.8	43.542	88.0	22.846	130.7	1:36.714	
3	30.728	100.3	43.789	82.8	22.915	131.2	1:37.432		13	30.327	97.3	43.021	86.5	22.888	129.7	1:36.236	
4	30.793	100.6	43.010	85.8	22.777	131.5	1:36.580		14	30.880	100.5	43.977	87.1	23.122	129.7	1:37.979	
5	30.157	101.7	42.565	86.8	22.695	132.5	1:35.417		15	30.511	101.7	43.188	86.6	22.925	130.0	1:36.624	
6	30.126	104.7	42.667	87.9	22.551	132.0	1:35.344		16	30.407	104.6	42.829	88.8	23.357	131.0	1:36.593	
7	30.117	106.0	42.352	87.6	22.449	133.1	1:34.918		17	30.279	104.2	44.640	86.7	23.042	129.0	1:37.961	
8	30.143	104.9	42.585	87.5	22.752	132.5	1:35.480		18	31.249	103.4	42.821	89.2	22.793	131.2	1:36.863	
9	30.411	103.6	42.804	87.5	23.643	130.0	1:36.858		19	30.011	103.6	43.007	85.4	23.047	130.5	1:36.065	
10	30.106	101.9	43.588	82.1	22.776	131.2	1:36.470		20								

60 John Burton (SP3) — Chevron B26

lap	Sect-1	Speed	Sect-2	Speed	Sect-3	Speed	Laptime	Pit	lap	Sect-1	Speed	Sect-2	Speed	Sect-3	Speed	Laptime	Pit
1		104.7	41.851	91.3	21.819	129.5	1:36.195		11	29.247	107.9	40.356	95.1	21.419	131.8	1:31.022	
2	29.334	109.7	41.261	91.8	21.607	130.5	1:32.202		12	28.768	110.7	40.496	86.6	22.140	130.0	1:31.404	
3	29.671	109.8	40.597	92.3	21.357	131.0	1:31.625		13	28.891	110.0	40.493	94.4	21.549	130.2	1:30.933	
4	29.128	109.3	40.552	94.8	21.644	131.2	1:31.324		14	29.022	109.8	40.332	92.6	21.690	130.0	1:31.044	
5	29.014	110.2	40.810	95.6	21.494	131.0	1:31.318		15	29.069	108.1	41.166	87.3	21.845	129.0	1:32.080	
6	28.914	110.7	40.150	95.7	21.210	132.5	1:30.274		16	29.085	109.3	40.376	91.5	21.593	130.5	1:31.054	
7	28.873	110.7	39.831	95.3	21.357	132.3	1:30.061		17	29.338	109.5	40.212	94.5	21.342	132.3	1:30.892	
8	29.058	110.9	39.990	94.8	21.407	132.0	1:30.455		18	28.854	108.4	40.851	85.0	21.682	131.8	1:31.387	
9	29.293	107.7	41.660	91.5	21.653	131.8	1:32.606		19	29.224	106.4	40.325	91.8	21.807	130.5	1:31.356	
10	29.837	111.8	40.934	91.8	21.575	130.7	1:32.346		20	28.977	109.3	40.316	89.2	22.048	120.9	1:31.341	

72 Jonathan Loader (S20) — Tiga SC80

lap	Sect-1	Speed	Sect-2	Speed	Sect-3	Speed	Laptime	Pit	lap	Sect-1	Speed	Sect-2	Speed	Sect-3	Speed	Laptime	Pit
1		93.0	46.634	84.9	24.637	113.0	1:45.688		10	31.944	92.7	45.653	86.9	24.887	112.2	1:42.484	
2	31.623	94.3	45.135	85.5	24.803	112.8	1:41.561		11	31.658	94.3	45.432	92.1	24.652	112.0	1:41.742	
3	31.609	94.4	45.958	87.1	24.606	112.6	1:42.173		12	31.610	94.0	45.248	93.0	24.721	111.5	1:41.579	
4	31.693	94.3	45.649	89.4	24.546	113.2	1:41.888		13	32.031	93.4	45.487	87.1	24.880	112.2	1:42.398	
5	31.743	94.4	45.856	85.7	24.802	112.2	1:42.401		14	31.719	94.2	44.970	92.3	24.416	112.2	1:41.105	
6	31.912	93.5	45.866	88.8	24.757	111.8	1:42.535		15	32.234	93.6	45.819	89.9	24.712	111.5	1:42.765	
7	31.787	93.5	45.502	89.2	25.010	112.2	1:42.299		16	31.771	94.3	45.448	89.4	24.831	111.8	1:42.050	
8	31.940	93.6	45.484	88.4	24.752	112.0	1:42.176		17	32.033	93.4	45.972	88.3	24.858	111.7	1:42.863	
9	32.027	93.3	45.932	88.6	24.906	111.7	1:42.865		18	32.078	93.5	45.464	92.0	24.827	110.9	1:42.369	

73 David Axisa (S20) — Tiga SC79

lap	Sect-1	Speed	Sect-2	Speed	Sect-3	Speed	Laptime	Pit	lap	Sect-1	Speed	Sect-2	Speed	Sect-3	Speed	Laptime	Pit
1		92.6	46.711	80.1	25.128	110.9	1:46.638		10	32.390	90.9	45.829	84.6	24.493	113.3	1:42.712	
2	33.035	90.6	45.788	85.4	25.309	111.8	1:44.132		11	32.373	94.7	45.222	85.9	24.830	111.5	1:42.425	
3	32.593	94.2	48.063	83.1	25.049	111.1	1:45.705		12	32.002	91.9	47.811	85.7	24.440	111.5	1:44.253	
4	32.258	93.1	46.483	82.4	24.900	112.4	1:43.641		13	32.609	92.7	44.656	91.0	24.532	105.9	1:41.797	
5	32.546	91.7	45.443	82.9	24.753	112.2	1:42.742		14	32.860	94.4	44.863	84.4	24.503	110.9	1:42.226	
6	32.449	92.6	45.299	86.7	24.492	112.8	1:42.240		15	32.533	93.5	45.179	84.7	24.163	112.0	1:41.875	
7	32.189	93.9	45.155	84.5	24.663	112.8	1:42.007		16	32.011	92.9	45.890	88.4	24.309	112.8	1:42.210	
8	32.309	93.3	46.286	83.4	24.591	113.0	1:43.186		17	32.737	93.1	44.381	85.5	24.091	112.8	1:41.209	
9	32.294	93.4	45.381	79.0	24.929	111.8	1:42.604		18	32.000	95.0	44.443	88.0	24.170	102.6	1:40.613	

79 Andreas Floth (S20) — Lola T492

lap	Sect-1	Speed	Sect-2	Speed	Sect-3	Speed	Laptime	Pit	lap	Sect-1	Speed	Sect-2	Speed	Sect-3	Speed	Laptime	Pit
1		92.9	46.758	87.2	24.961	112.4	1:47.373		10	31.766	95.4	45.765	89.8	24.780	111.3	1:42.311	
2	31.616	95.1	46.048	91.2	25.636	110.7	1:43.300		11	31.792	95.1	45.495	88.7	24.746	111.1	1:42.033	
3	31.795	95.5	45.962	89.2	25.244	111.3	1:43.001		12	31.754	94.0	45.303	89.1	24.688	111.1	1:41.745	
4	32.323	92.6	45.956	87.7	25.129	111.1	1:43.408		13	32.592	95.1	45.245	90.0	24.738	110.7	1:42.575	
5	31.474	94.3	45.145	89.1	24.588	112.2	1:41.207		14	31.626	94.8	45.682	90.4	25.944	110.6	1:43.252	
6	31.795	94.7	45.616	87.1	24.850	111.5	1:42.261		15	31.637	93.4	45.035	91.5	25.187	110.6	1:41.859	
7	32.134	95.4	45.758	87.6	24.732	111.8	1:42.624		16	32.214	93.5	46.890	89.7	24.876	111.5	1:43.980	
8	31.560	96.2	45.631	89.7	24.630	111.7	1:41.821		17	31.747	95.4	46.090	86.6	24.670	110.9	1:42.507	
9	32.710	95.9	45.526	91.5	24.946	110.0	1:43.182		18	32.183	94.3	45.409	89.5	24.589	111.3	1:42.181	

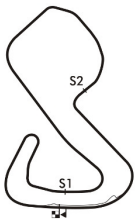

Session Start: 13:16:16 - Finish: 13:46:46
Weather/Track Conditions: Sunny / Dry
Circuit: Brands Hatch Grand Prix Circuit
Track Length: 3.916 Km - 2.4330 miles
Printed: 01-07-2018 - 13:49

Legends of Brands Hatch Superprix - 30 Jun - 1 Jul 2018

Pre '80 Endurance Challenge

Race 11 - Sector Analysis

80	Richard Dodkins (SP1)								Chevron B6							
lap	Sect-1	Speed	Sect-2	Speed	Sect-3	Speed	Laptime	Pit	lap	Sect-1	Speed	Sect-2	Speed	Sect-3	Speed	Laptime	Pit
1		93.1	48.138	77.0	25.212	114.3	1:51.156		10	33.946	89.7	48.908	78.0	25.606	110.7	1:48.460	
2	33.569	92.5	47.748	77.4	24.919	115.3	1:46.236		11	34.146	90.7	48.188	81.3	25.502	111.8	1:47.836	
3	33.591	93.6	47.590	80.8	24.924	115.7	1:46.105		12	33.522	93.4	47.693	79.0	25.333	109.8	1:46.548	
4	45.535	92.7	47.844	78.7	25.933	111.5	1:59.312		13	33.450	92.5	47.737	76.4	25.313	111.3	1:46.500	
5	34.063	94.3	48.128	78.8	25.781	116.3	1:47.972		14	33.811	90.0	48.011	80.8	25.804	110.7	1:47.626	
6	33.878	93.1	48.049	81.2	25.190	117.1	1:47.117		15	48.509	66.1	51.301	78.2	25.615	111.5	2:05.425	
7	33.518	91.5	48.120	79.1	25.735	107.7	1:47.373		16	35.485	92.0	47.168	80.8	25.147	112.2	1:47.800	
8	35.724	88.9	48.634	79.8	26.500	113.2	1:50.858		17	33.978	91.6	47.310	81.3	25.058	114.3	1:46.346	
9	34.462	89.5	48.682	76.3	26.128	109.5	1:49.272		18								

88	Kevin Cooke (SP3)								March 75S							
lap	Sect-1	Speed	Sect-2	Speed	Sect-3	Speed	Laptime	Pit	lap	Sect-1	Speed	Sect-2	Speed	Sect-3	Speed	Laptime	Pit
1		91.7	43.061	84.3	22.890	129.7	1:38.900		11	30.316	102.6	41.727	86.2	22.741	132.3	1:34.784	
2	30.588	102.8	42.796	84.1	23.045	130.0	1:36.429		12	29.998	104.2	41.752	88.3	22.359	132.8	1:34.109	
3	30.228	99.9	42.982	84.6	22.644	130.2	1:35.854		13	29.564	105.0	42.646	89.9	22.454	131.5	1:34.664	
4	30.037	97.0	42.157	89.4	22.454	131.0	1:34.648		14	29.875	105.4	42.001	91.7	23.032	130.7	1:34.908	
5	30.253	101.4	41.855	88.8	22.053	132.3	1:34.161		15	30.251	99.8	42.052	88.9	22.598	131.2	1:34.901	
6	30.233	104.9	42.432	79.6	22.648	132.3	1:35.313		16	30.156	107.4	41.665	93.1	22.748	131.0	1:34.569	
7	31.100	104.7	42.182	86.6	22.026	132.8	1:35.308		17	30.251	103.9	41.077	93.6	22.097	132.3	1:33.425	
8	29.251	105.5	41.561	92.8	22.684	130.5	1:33.496		18	29.811	105.4	41.005	90.6	22.912	129.5	1:33.728	
9	29.711	101.4	41.451	89.4	22.503	132.3	1:33.665		19	29.852	111.1	42.922	93.1	22.224	131.2	1:34.998	
10	30.319	101.6	41.297	87.5	22.461	130.5	1:34.077		20	30.876	94.3	42.628	91.1	21.910	131.0	1:35.414	

97	Andrew Wareing (SP2)								McLaren M1							
lap	Sect-1	Speed	Sect-2	Speed	Sect-3	Speed	Laptime	Pit	lap	Sect-1	Speed	Sect-2	Speed	Sect-3	Speed	Laptime	Pit
1		92.5	47.845	81.4	23.828	130.0	1:48.596		10	33.096	97.6	46.051	82.2	23.503	131.2	1:42.650	
2	32.921	97.0	46.500	85.0	23.978	134.9	1:43.399		11	32.911	99.0	45.711	82.5	23.803	134.7	1:42.425	
3	32.629	97.6	46.532	80.8	23.935	134.1	1:43.096		12	32.651	100.9	49.154	78.6	24.133	118.7	1:45.938	
4	32.634	99.0	47.179	80.2	24.089	134.9	1:43.902		13	33.383	98.7	1:24.072	79.0	24.559	123.3	2:22.014	
5	32.619	97.7	45.771	77.4	23.471	134.1	1:41.861		14	33.205	99.3	46.507	77.7	24.372	127.8	1:44.084	
6	33.025	95.6	45.513	79.6	23.532	136.3	1:42.070		15	33.266	99.0	45.984	85.1	24.200	129.0	1:43.450	
7	32.896	101.9	45.010	83.4	23.789	132.0	1:41.695		16	33.098	102.8	49.541	74.8	24.948	125.8	1:47.587	
8	33.370	97.3	47.106	72.0	24.040	134.9	1:44.516		17	33.960	101.9	49.814	74.6	24.681	125.1	1:48.455	
9	32.601	101.6	46.027	76.9	23.885	131.0	1:42.513		18	34.438	87.8	48.533	79.6	23.703	130.2	1:46.674	

98	Simon Watts (SP3)								Lola T298							
lap	Sect-1	Speed	Sect-2	Speed	Sect-3	Speed	Laptime	Pit	lap	Sect-1	Speed	Sect-2	Speed	Sect-3	Speed	Laptime	Pit
1		92.0	45.080	84.0	23.593	126.8	1:43.637		11	29.934	100.9	41.759	90.9	22.356	128.0	1:34.049	
2	30.838	104.9	43.954	81.7	23.638	127.0	1:38.430		12	29.726	105.0	41.634	90.3	22.250	129.0	1:33.610	
3	30.748	107.0	42.814	84.3	23.202	128.0	1:36.764		13	30.071	105.2	44.144	83.0	24.082	126.6	1:38.297	
4	29.496	106.0	41.761	90.0	22.120	129.5	1:33.377		14	31.008	103.7	42.605	89.3	22.054	128.0	1:35.667	
5	29.344	107.2	41.865	89.7	22.077	128.7	1:33.286		15	30.098	104.9	42.373	88.9	22.340	128.0	1:34.811	
6	29.374	105.2	41.575	93.0	22.091	127.5	1:33.040		16	30.652	100.2	42.034	90.6	22.152	129.0	1:34.838	
7	29.534	106.7	42.209	82.5	23.333	128.0	1:35.076		17	30.435	102.0	42.804	86.6	22.176	128.5	1:35.415	
8	30.046	106.2	42.078	91.0	22.261	127.5	1:34.385		18	30.139	99.5	41.857	86.9	22.242	129.0	1:34.238	
9	30.124	104.7	42.077	90.9	22.129	129.2	1:34.330		19	30.178	103.6	42.690	85.0	22.247	129.0	1:35.115	
10	30.133	104.6	41.959	91.0	22.383	128.0	1:34.475		20	30.250	103.1	42.876	87.1	22.413	112.6	1:35.539	

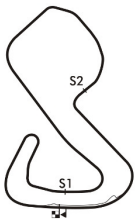

Session Start: 13:16:16 - Finish: 13:46:46
Weather/Track Conditions: Sunny / Dry
Circuit: Brands Hatch Grand Prix Circuit
Track Length: 3.916 Km - 2.4330 miles
Printed: 01-07-2018 - 13:49

MST

Legends of Brands Hatch Superprix - 30 Jun - 1 Jul 2018

Pre '80 Endurance Challenge

Race 11 - Best Sector Times

	SECTOR 1			SECTOR 2			SECTOR 3		
	NO	TIME	LAP	NO	TIME	LAP	NO	TIME	LAP
1	60	28.768	12	60	39.831	7	60	21.210	6
2	14	29.159	8	14	40.899	18	14	21.867	13
3	88	29.251	8	88	41.005	18	88	21.910	20
4	98	29.344	5	98	41.575	6	98	22.054	14
5	24	29.748	16	18	41.874	3	18	22.211	1
6	50	29.975	11	50	42.352	7	50	22.449	7
7	18	30.383	5	24	42.467	19	24	22.630	19
8	23	31.351	17	73	44.381	17	97	23.471	5
9	79	31.474	5	72	44.970	14	73	24.091	17
10	72	31.609	3	97	45.010	7	72	24.416	14
11	73	32.000	18	79	45.035	15	23	24.431	7
12	97	32.601	9	23	45.069	16	79	24.588	5
13	46	32.667	11	46	46.459	11	46	24.872	15
14	80	33.450	13	80	47.168	16	80	24.919	2

IDEAL / BEST LAP COMPARISON

NO	NAME	BEST	IN	IDEAL	DIFF
60	John Burton	1:30.061	7	1:29.809	+0.252
14	John Spiers	1:31.994	8	1:31.925	+0.069
98	Simon Watts	1:33.040	6	1:32.973	+0.067
88	Kevin Cooke	1:33.425	17	1:32.166	+1.259
18	Frank Bradley	1:34.645	5	1:34.468	+0.177
50	Vicky Brooks	1:34.918	7	1:34.776	+0.142
24	Vic Nutter	1:35.194	19	1:34.845	+0.349
73	David Axisa	1:40.613	18	1:40.472	+0.141
72	Jonathan Loader	1:41.105	14	1:40.995	+0.110
79	Andreas Floth	1:41.207	5	1:41.097	+0.110
23	Ross Hyett	1:41.468	18	1:40.851	+0.617
97	Andrew Wareing	1:41.695	7	1:41.082	+0.613
46	Trevor Welsh	1:44.382	11	1:43.998	+0.384
80	Richard Dodkins	1:46.105	3	1:45.537	+0.568

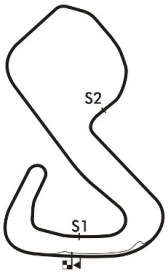

Session Start: 13:16:16 - Finish: 13:46:46
Weather/Track Conditions: Sunny / Dry
Circuit: Brands Hatch Grand Prix Circuit
Track Length: 3.916 Km - 2.4330 miles

Printed: 01-07-2018 - 13:50

Legends of Brands Hatch Superprix - 30 Jun - 1 Jul 2018

Pre '80 Endurance Challenge

Race 11 - Best Sector Speeds

	NO	SECTOR 1	MPH	NO	SECTOR 2	MPH	NO	SECTOR 3	MPH
1	18	Frank Bradley	116.5	14	John Spiers	101.0	18	Frank Bradley	146.1
2	60	John Burton	111.8	60	John Burton	95.7	97	Andrew Wareing	136.3
3	88	Kevin Cooke	111.1	88	Kevin Cooke	93.6	50	Vicky Brooks	133.1
4	14	John Spiers	110.7	72	Jonathan Loader	93.0	88	Kevin Cooke	132.8
5	98	Simon Watts	107.2	98	Simon Watts	93.0	60	John Burton	132.5
6	50	Vicky Brooks	106.0	23	Ross Hyett	91.8	14	John Spiers	131.0
7	24	Vic Nutter	104.4	79	Andreas Floth	91.5	98	Simon Watts	129.5
8	97	Andrew Wareing	102.8	73	David Axisa	91.0	24	Vic Nutter	127.3
9	79	Andreas Floth	96.2	50	Vicky Brooks	89.9	80	Richard Dodkins	117.1
10	73	David Axisa	95.0	46	Trevor Welsh	89.1	73	David Axisa	113.3
11	72	Jonathan Loader	94.4	18	Frank Bradley	87.0	72	Jonathan Loader	113.2
12	80	Richard Dodkins	94.3	24	Vic Nutter	86.9	79	Andreas Floth	112.4
13	46	Trevor Welsh	93.9	97	Andrew Wareing	85.1	46	Trevor Welsh	110.2
14	23	Ross Hyett	92.5	80	Richard Dodkins	81.3	23	Ross Hyett	109.5

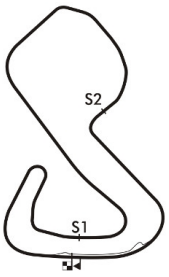

Session Start: 13:16:16 - Finish: 13:46:46
Weather/Track Conditions: Sunny / Dry
Circuit: Brands Hatch Grand Prix Circuit
Track Length: 3.916 Km - 2.4330 miles

Printed: 01-07-2018 - 13:50

Legends of Brands Hatch Superprix - 30 Jun - 1 Jul 2018

Pre '80 Endurance Challenge

Race 11 - Lap Chart

Lap 1			Lap 2			Lap 3			Lap 4			Lap 5			Lap 6		
NO	Behind	Laptime	NO	Behind	Laptime	NO	Behind	Laptime	NO	Behind	Laptime	NO	Behind	Laptime	NO	Behind	Laptime
60		1:36.195	60		1:32.202	60		1:31.625	60		1:31.324	60		1:31.318	60		1:30.274
18	1.099	1:37.294	18	4.660	1:35.763	18	8.130	1:35.095	18	12.664	1:35.858	18	15.991	1:34.645	18	21.717	1:36.000
88	2.705	1:38.900	88	6.932	1:36.429	88	11.161	1:35.854	88	14.485	1:34.648	88	17.328	1:34.161	88	22.367	1:35.313
24	7.062	1:43.257	24	13.474	1:38.614	14	17.105	1:34.927	14	19.511	1:33.730	14	21.052	1:32.859	14	23.490	1:32.712
50	7.226	1:43.421	98	13.670	1:38.430	98	18.809	1:36.764	98	20.862	1:33.377	98	22.830	1:33.286	98	25.596	1:33.040
98	7.442	1:43.637	14	13.803	1:38.378	24	19.746	1:37.897	50	25.406	1:36.580	50	29.505	1:35.417	50	34.575	1:35.344
14	7.627	1:43.822	50	14.343	1:39.319	50	20.150	1:37.432	24	26.445	1:38.023	24	32.334	1:37.207	24	38.220	1:36.160
72	9.493	1:45.688	72	18.852	1:41.561	72	29.400	1:42.173	72	39.964	1:41.888	72	51.047	1:42.401	72	1:03.308	1:42.535
73	10.443	1:46.638	79	22.276	1:43.300	79	33.652	1:43.001	79	45.736	1:43.408	79	55.625	1:41.207	79	1:07.612	1:42.261
79	11.178	1:47.373	73	22.373	1:44.132	97	35.069	1:43.096	97	47.647	1:43.902	97	58.190	1:41.861	97	1:09.986	1:42.070
23	11.685	1:47.880	97	23.598	1:43.399	73	36.453	1:45.705	73	48.770	1:43.641	73	1:00.194	1:42.742	73	1:12.160	1:42.240
97	12.401	1:48.596	23	25.183	1:45.700	23	36.857	1:43.299	23	49.089	1:43.556	23	1:00.540	1:42.769	23	1:12.644	1:42.378
80	14.961	1:51.156	80	28.995	1:46.236	80	43.475	1:46.105	46	1:02.068	1:49.427	46	1:16.155	1:45.405			
46	15.746	1:51.941	46	29.785	1:46.241	46	43.965	1:45.805	80	1:11.463	1:59.312	80	1:28.117	1:47.972			

Session Start: 13:16:16 - Finish: 13:46:46
Weather/Track Conditions: Sunny / Dry
Circuit: Brands Hatch Grand Prix Circuit
Track Length: 3.916 Km - 2.4330 miles
Printed: 01-07-2018 - 13:51

MST
Results: www.mstworld.com. Live Timing: https://livetiming.getraceresults.com/mst. Email: timing@mstworld.com

Legends of Brands Hatch Superprix - 30 Jun - 1 Jul 2018

Pre '80 Endurance Challenge

Race 11 - Lap Chart

Lap 7			Lap 8			Lap 9			Lap 10			Lap 11			Lap 12		
NO	Behind	Laptime	NO	Behind	Laptime	NO	Behind	Laptime	NO	Behind	Laptime	NO	Behind	Laptime	NO	Behind	Laptime
60		1:30.061	60		1:30.455	60		1:32.606	60		1:32.346	60		1:31.022	60		1:31.404
46	1 LAP	1:45.111	46	1 LAP	1:44.585	97	1 LAP	1:44.516	72	1 LAP	1:42.865	72	1 LAP	1:42.484	18	2 LAPS	2:15.305
80	1 LAP	1:47.117	88	30.655	1:33.496	73	1 LAP	1:43.186	79	1 LAP	1:43.182	79	1 LAP	1:42.311	72	1 LAP	1:41.742
88	27.614	1:35.308	14	31.789	1:31.994	23	1 LAP	1:43.397	97	1 LAP	1:42.513	97	1 LAP	1:42.650	79	1 LAP	1:42.033
14	30.250	1:36.821	80	1 LAP	1:47.373	46	1 LAP	1:45.075	73	1 LAP	1:42.604	73	1 LAP	1:42.712	97	1 LAP	1:42.425
98	30.611	1:35.076	98	34.541	1:34.385	18	1 LAP	2:07.204	23	1 LAP	1:42.425	23	1 LAP	1:42.922	73	1 LAP	1:42.425
50	39.432	1:34.918	50	44.457	1:35.480	88	31.714	1:33.665	88	33.445	1:34.077	88	37.207	1:34.784	23	1 LAP	1:42.289
24	44.537	1:36.378	24	50.234	1:36.152	14	32.007	1:32.824	14	34.059	1:34.398	14	37.601	1:34.564	88	39.912	1:34.109
72	1:15.546	1:42.299	72	1:27.267	1:42.176	98	36.265	1:34.330	98	38.394	1:34.475	98	41.421	1:34.049	14	40.287	1:34.090
79	1:20.175	1:42.624	79	1:31.541	1:41.821	50	48.709	1:36.858	46	1 LAP	1:45.228	46	1 LAP	1:44.584	98	43.627	1:33.610
97	1:21.620	1:41.695				80	1 LAP	1:50.858	50	52.833	1:36.470	50	57.267	1:35.456	50	1:02.577	1:36.714
73	1:24.106	1:42.007				24	54.647	1:37.019	24	59.952	1:37.651	24	1:04.902	1:35.972	46	1 LAP	1:44.382
18	1:24.293	2:32.637							18	1 LAP	2:04.671	80	1 LAP	1:48.460	24	1:09.489	1:35.991
23	1:24.359	1:41.776							80	1 LAP	1:49.272						

Session Start: 13:16:16 - Finish: 13:46:46
Weather/Track Conditions: Sunny / Dry
Circuit: Brands Hatch Grand Prix Circuit
Track Length: 3.916 Km - 2.4330 miles
Printed: 01-07-2018 - 13:51

Legends of Brands Hatch Superprix - 30 Jun - 1 Jul 2018

Pre '80 Endurance Challenge

Race 11 - Lap Chart

Lap 13			Lap 14			Lap 15			Lap 16			Lap 17			Lap 18		
NO	Behind	Laptime	NO	Behind	Laptime	NO	Behind	Laptime	NO	Behind	Laptime	NO	Behind	Laptime	NO	Behind	Laptime
60		1:30.933	60		1:31.044	60		1:32.080	60		1:31.054	60		1:30.892	60		1:31.387
80	2 LAPS	1:47.836	80	2 LAPS	1:46.548	46	2 LAPS	1:47.082	46	2 LAPS	1:45.498	46	2 LAPS	1:45.467	50	1 LAP	1:37.961
72	1 LAP	1:41.579	88	47.507	1:34.908	97	2 LAPS	2:22.014	97	2 LAPS	1:44.084	97	2 LAPS	1:43.450	73	2 LAPS	1:42.210
79	1 LAP	1:41.745	14	48.162	1:35.001	18	3 LAPS	2:22.991	88	53.843	1:34.569	88	56.376	1:33.425	24	1 LAP	1:36.692
88	43.643	1:34.664	72	1 LAP	1:42.398	80	2 LAPS	1:46.500	14	54.190	1:34.536	14	56.800	1:33.502	23	2 LAPS	1:41.603
14	44.205	1:34.851	79	1 LAP	1:42.575	88	50.328	1:34.901	80	2 LAPS	1:47.626	98	1:06.652	1:35.415	18	4 LAPS	2:21.598
73	1 LAP	1:44.253	98	55.614	1:35.667	14	50.708	1:34.626	98	1:02.129	1:34.838	72	1 LAP	1:42.050	46	2 LAPS	1:46.131
97	1 LAP	1:45.938	73	1 LAP	1:41.797	72	1 LAP	1:41.105	72	1 LAP	1:42.765	79	1 LAP	1:43.980	97	2 LAPS	1:47.587
98	50.991	1:38.297	23	1 LAP	1:43.524	98	58.345	1:34.811	18	3 LAPS	2:22.315	80	2 LAPS	2:05.425	88	58.717	1:33.728
23	1 LAP	1:45.932	50	1:14.815	1:37.979	79	1 LAP	1:43.252	79	1 LAP	1:41.859				14	58.783	1:33.370
18	2 LAPS	2:17.893	24	1:21.539	1:37.278	73	1 LAP	1:42.226	73	1 LAP	1:41.875				98	1:09.503	1:34.238
50	1:07.880	1:36.236				23	1 LAP	1:41.739	50	1:24.898	1:36.593						
24	1:15.305	1:36.749				50	1:19.359	1:36.624	23	1 LAP	1:42.695						
46	1 LAP	1:45.192				24	1:25.757	1:36.298	24	1:30.032	1:35.329						

Session Start: 13:16:16 - Finish: 13:46:46
Weather/Track Conditions: Sunny / Dry
Circuit: Brands Hatch Grand Prix Circuit
Track Length: 3.916 Km - 2.4330 miles
Printed: 01-07-2018 - 13:51

MST
Results: www.mstworld.com. Live Timing: https://livetiming.getraceresults.com/mst. Email: timing@mstworld.com

Legends of Brands Hatch Superprix - 30 Jun - 1 Jul 2018

Pre '80 Endurance Challenge

Race 11 - Lap Chart

Lap 19			Lap 20		
NO	Behind	Laptime	NO	Behind	Laptime
60		1:31.356	60		1:31.341
72	2 LAPS	1:42.863	18	5 LAPS	2:35.245
50	1 LAP	1:36.863	50	1 LAP	1:36.065
24	1 LAP	1:35.560	72	2 LAPS	1:42.369
79	2 LAPS	1:42.507	24	1 LAP	1:35.194
73	2 LAPS	1:41.209	79	2 LAPS	1:42.181
80	3 LAPS	1:47.800	73	2 LAPS	1:40.613
23	2 LAPS	1:41.901	23	2 LAPS	1:41.468
88	1:02.359	1:34.998	80	3 LAPS	1:46.346
46	2 LAPS	1:45.103	14	1:05.510	1:34.138
14	1:02.713	1:35.286	88	1:06.432	1:35.414
97	2 LAPS	1:48.455	46	2 LAPS	1:45.636
98	1:13.262	1:35.115	98	1:17.460	1:35.539
			97	2 LAPS	1:46.674

Session Start: 13:16:16 - Finish: 13:46:46
Weather/Track Conditions: Sunny / Dry
Circuit: Brands Hatch Grand Prix Circuit
Track Length: 3.916 Km - 2.4330 miles
Printed: 01-07-2018 - 13:51

Legends of Brands Hatch Superprix - 30 Jun - 1 Jul 2018

HSCC Derek Bell Trophy

Qualifying for Race 5 - Classification

Sheet No:

POS	NO	DRIVER/S	CLASS	CLASS POS	CAR MAKE / MODEL	TIME	ON	LAPS	GAP	DIFF	MPH
1	64	Michael Lyons	F	1	Lola T400	1:23.796	5	6			104.52
2	7	Neil Glover	F	2	Chevron B37	1:26.357	4	5	2.561	2.561	101.43
3	42	Mark Charteris	C	1	March 742	1:27.907	6	6	4.111	1.550	99.64
4	15	Matthew Wrigley	B	1	March 79B	1:28.066	8	12	4.270	0.159	99.46
5	34	Gregory Thornton	E	1	Surtees TS11	1:28.516	9	9	4.720	0.450	98.95
6	17	Michael Bletsoe-Brown	C	2	Chevron B27	1:31.002	7	9	7.206	2.486	96.25
7	144	Marc Mercer	B	2	March 73B	1:31.506	9	12	7.710	0.504	95.72
8	110	Daniel Pyett	B	3	Modus M1	1:32.722	9	12	8.926	1.216	94.46
9	61	Steve Worrad	C	3	Chevron B49-01 FA	1:33.917	7	7	10.121	1.195	93.26
10	44	Iain Rowley	B	4	March 79B	1:34.945	10	11	11.149	1.028	92.25
11	41	David Mercer	B	5	March 78B	1:35.135	4	4	11.339	0.190	92.07
12	71	Paul Tonkin	B	6	Chevron B29	1:36.229	6	12	12.433	1.094	91.02
13	49	Keith Norris	B	7	Chevron B49	1:36.309	9	12	12.513	0.080	90.94
14	155	Frank Lyons	F	3	Lola T332	1:36.435	3	7	12.639	0.126	90.83
15	56	Ben Stiles	H	1	Van Diemen RF82	1:36.669	5	12	12.873	0.234	90.61
16	72	Stephen Weller	C	4	March 722	1:38.486	8	8	14.690	1.817	88.93
17	55	Jon Finch	A	1	Ralt RT1	1:38.667	7	12	14.871	0.181	88.77
18	31	Rob Wainwright	B	8	Crossle 18F	1:38.911	5	5	15.115	0.244	88.55
19	121	Lorraine Gathercole	A	2	March 712	1:39.096	8	9	15.300	0.185	88.39
20	2	Daniel Clayfield	C	5	March 722	1:40.416	10	11	16.620	1.320	87.22
21	94	Peter Brennan	B	9	Brabham BT40	1:41.337	11	11	17.541	0.921	86.43
22	134	Peter Finnigan	H	2	Van Diemen RF82	1:46.268	10	11	22.472	4.931	82.42
23	32	Adam Simmonds	E	2	Lola T142	1:46.582	11	11	22.786	0.314	82.18
24	51	Steven Connor	H	3	Van Diemen RF82	1:55.929	7	7	32.133	9.347	75.55
25	74	Judy Lyons	F	4	Gurney Eagle	2:11.653	5	7	47.857	15.724	66.53

Cars 64 & 155 require working transponders - Regulation Q12.2.1 refers.

Session Start: 10:24:03 - Finish: 10:44:04
Weather/Track Conditions: Sunny / Dry
Circuit: Brands Hatch Grand Prix Circuit
Track Length: 3.916 Km - 2.4330 miles

These results are provisional until the conclusion of any judicial and technical matters.

Clerk of the Course:	Timekeeper:	Issued at:
	Nick Palmer	

MST

Printed: 30-06-2018 - 10:49

Legends of Brands Hatch Superprix - 30 Jun - 1 Jul 2018

HSCC Derek Bell Trophy

Qualifying for Race 5 - Sector Analysis

2 Daniel Clayfield (C) — March 722

lap	Sect-1	Speed	Sect-2	Speed	Sect-3	Speed	Laptime	Pit
1	Out	75.2	48.441	77.4	25.086	127.0	1:49.765	
2	31.641	89.8	45.964	81.8	23.787	130.2	1:41.392	
3	31.630	87.4	48.199	84.7	23.937	131.0	1:43.766	
4	31.349	91.5	46.798	88.5	23.926	129.7	1:42.073	
5	32.138	95.8	47.090	79.5	25.300	128.0	1:44.528	
6	32.188	92.9	47.356	84.5	24.495	130.5	1:44.039	
7	32.010	94.4	46.584	86.8	23.414	128.2	1:42.008	
8	30.803	87.8	47.215	88.0	24.111	125.8	1:42.129	
9	30.941	99.0	47.246	91.8	23.401	130.2	1:41.588	
10	31.113	96.9	46.122	88.5	23.181	128.2	1:40.416	
11	31.785	83.2	46.692	87.6	23.134	129.5	1:41.611	
12								

7 Neil Glover (F) — Chevron B37

lap	Sect-1	Speed	Sect-2	Speed	Sect-3	Speed	Laptime	Pit
1	Out	84.3	47.219	87.7	22.759	139.4	1:51.903	
2	31.150	85.7	44.559	76.6	23.700	146.7	1:39.409	
3	27.811	102.2	39.322	87.7	21.991	148.0	1:29.124	
4	27.168	109.5	38.505	95.1	20.684	148.0	1:26.357	
5	29.830	88.5	43.628	82.6	In		10:01.682	P
6								

15 Matthew Wrigley (B) — March 79B

lap	Sect-1	Speed	Sect-2	Speed	Sect-3	Speed	Laptime	Pit
1	Out	101.9	42.933	88.5	22.617	123.3	1:43.937	
2	30.031	105.2	40.563	95.6	21.874	125.4	1:32.468	
3	29.253	107.7	40.703	95.1	21.791	118.5	1:31.747	
4	28.375	106.2	41.169	92.6	In		3:12.158	P
5	Out	103.4	40.521	90.0	22.602	124.5	1:42.008	P
6	28.431	108.6	39.670	102.9	21.348	125.6	1:29.449	
7	27.954	109.0	39.019	104.8	21.225	125.6	1:28.198	
8	27.735	109.3	39.069	104.3	21.262	126.3	1:28.066	
9	32.169	92.0	48.765	94.0	21.739	125.4	1:42.673	
10	27.935	109.5	39.580	102.1	21.314	126.3	1:28.829	
11	28.018	107.4	40.034	95.9	22.100	126.1	1:30.152	
12	30.216	102.8	42.700	103.5	21.782	124.7	1:34.698	

17 Michael Bletsoe-Brown (C) — Chevron B27

lap	Sect-1	Speed	Sect-2	Speed	Sect-3	Speed	Laptime	Pit
1	Out	95.1	51.810	60.2	24.770	129.0	1:55.626	
2	33.198	92.0	42.612	83.5	22.305	132.0	1:38.115	
3	29.973	106.7	41.525	86.5	21.791	132.0	1:33.289	
4	29.545	107.6	40.964	84.2	21.602	133.3	1:32.111	
5	28.999	108.1	41.204	90.5	23.217	129.0	1:33.420	
6	29.427	104.2	41.829	78.9	22.984	131.8	1:34.240	
7	29.032	109.1	40.250	85.6	21.720	132.3	1:31.002	
8	29.222	109.8	41.032	72.4	22.423	132.8	1:32.677	
9	28.814	112.8	40.729	88.7	21.783	131.2	1:31.326	
10								

31 Rob Wainwright (B) — Crossle 18F

lap	Sect-1	Speed	Sect-2	Speed	Sect-3	Speed	Laptime	Pit
1	Out	87.4	46.760	75.3	25.726	107.2	1:50.623	
2	32.222	89.5	45.845	77.3	25.341	107.7	1:43.408	
3	31.580	92.7	45.014	77.8	In		4:29.697	P
4	Out	93.5	45.466	81.5	24.378	107.4	1:46.281	P
5	30.655	96.1	43.787	83.8	24.469	108.4	1:38.911	
6								

32 Adam Simmonds (E) — Lola T142

lap	Sect-1	Speed	Sect-2	Speed	Sect-3	Speed	Laptime	Pit
1	Out	73.9	54.642	56.6	29.703	100.9	2:10.323	
2	40.060	85.1	52.479	71.1	27.461	108.1	2:00.000	
3	36.513	87.6	50.725	70.7	27.267	108.8	1:54.505	
4	35.901	85.0	49.803	70.8	26.414	110.4	1:52.118	
5	35.216	82.0	50.923	69.6	26.366	111.5	1:52.505	
6	35.171	88.1	49.601	73.2	25.568	115.1	1:50.340	
7	35.035	85.2	48.836	73.0	25.635	114.9	1:49.506	
8	34.387	87.6	48.561	76.8	25.491	119.6	1:48.439	
9	34.420	87.2	48.786	75.9	26.275	105.5	1:49.481	
10	33.999	88.1	51.254	77.0	25.409	113.5	1:50.662	
11	33.719	93.3	47.598	76.2	25.265	110.6	1:46.582	
12								

34 Gregory Thornton (E) — Surtees TS11

lap	Sect-1	Speed	Sect-2	Speed	Sect-3	Speed	Laptime	Pit
1	Out	89.1	45.372	80.2	24.605	130.0	1:48.785	
2	29.774	106.0	41.653	83.2	22.371	139.7	1:33.798	
3	29.830	100.2	43.064	85.0	In		3:35.633	P
4	Out	104.4	43.876	69.7	In		3:26.292	P
5	Out	95.6	44.468	82.5	In		3:18.676	P
6	Out	106.9	41.739	81.1	22.914	132.0	1:40.580	P
7	29.430	111.8	40.138	92.5	21.595	139.1	1:31.163	
8	27.940	111.8	39.334	93.6	21.483	142.3	1:28.757	
9	28.059	112.8	39.286	88.0	21.171	142.6	1:28.516	
10								

41 David Mercer (B) — March 78B

lap	Sect-1	Speed	Sect-2	Speed	Sect-3	Speed	Laptime	Pit
1	Out	84.2	47.038	73.1	24.257	120.9	1:52.188	
2	32.073	98.0	43.685	85.9	23.722	119.2	1:39.480	
3	31.057	103.0	42.336	85.3	22.883	123.8	1:36.276	
4	29.788	104.1	42.580	83.4	22.767	122.9	1:35.135	

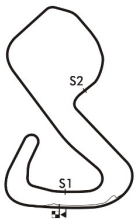

Session Start: 10:24:03 - Finish: 10:44:04
Weather/Track Conditions: Sunny / Dry
Circuit: Brands Hatch Grand Prix Circuit
Track Length: 3.916 Km - 2.4330 miles
Printed: 30-06-2018 - 10:52

Legends of Brands Hatch Superprix - 30 Jun - 1 Jul 2018

HSCC Derek Bell Trophy

Qualifying for Race 5 - Sector Analysis

42 Mark Charteris (C) — March 742

lap	Sect-1	Speed	Sect-2	Speed	Sect-3	Speed	Laptime	Pit	lap	Sect-1	Speed	Sect-2	Speed	Sect-3	Speed	Laptime	Pit
1	Out	86.1	43.679	85.5	22.953	129.2	1:44.372		4	28.743	106.2	39.293	102.5	21.637	132.0	1:29.673	
2	29.809	111.8	39.722	90.6	22.331	129.2	1:31.862		5	30.328	105.9	40.670	99.5	21.377	132.8	1:32.375	
3	27.721	113.7	40.184	102.4	21.082	132.3	1:28.987		6	27.187	114.1	39.498	103.0	21.222	132.3	1:27.907	

44 Iain Rowley (B) — March 79B

lap	Sect-1	Speed	Sect-2	Speed	Sect-3	Speed	Laptime	Pit	lap	Sect-1	Speed	Sect-2	Speed	Sect-3	Speed	Laptime	Pit
1	Out	77.8	57.360	70.7	26.129	116.7	2:05.738		7	30.068	106.9	42.358	84.5	22.745	126.1	1:35.171	
2	35.753	84.5	47.064	74.4	24.238	123.8	1:47.055		8	29.894	104.1	43.295	89.8	22.561	126.3	1:35.750	
3	32.440	92.5	45.438	72.2	In		3:09.658	P	9	34.133	80.8	47.487	82.2	23.903	125.8	1:45.523	
4	Out	96.2	45.359	71.3	23.835	124.5	1:46.772	P	10	29.608	107.0	42.296	91.7	23.041	124.7	1:34.945	
5	30.939	100.2	43.266	80.6	23.083	124.7	1:37.288		11	30.145	102.3	44.176	77.0	26.231	119.4	1:40.552	
6	30.149	106.5	43.017	81.4	22.718	125.4	1:35.884		12								

49 Keith Norris (B) — Chevron B49

lap	Sect-1	Speed	Sect-2	Speed	Sect-3	Speed	Laptime	Pit	lap	Sect-1	Speed	Sect-2	Speed	Sect-3	Speed	Laptime	Pit
1	Out	73.7	59.665	66.8	26.398	115.3	2:09.756		7	30.246	94.6	43.668	86.0	23.236	120.7	1:37.150	
2	33.418	93.3	45.233	88.8	23.679	121.5	1:42.330		8	30.571	95.9	42.250	85.5	23.633	120.2	1:36.454	
3	31.791	93.1	44.407	81.5	24.063	121.1	1:40.261		9	30.060	98.7	43.235	91.8	23.014	120.4	1:36.309	
4	30.833	97.4	43.258	87.0	23.349	122.0	1:37.440		10	30.241	102.0	43.184	73.9	23.495	123.8	1:36.920	
5	31.653	97.2	42.979	86.2	23.164	120.9	1:37.796		11	30.982	93.9	47.858	83.8	23.400	120.4	1:42.240	
6	30.460	99.5	42.736	85.5	23.213	121.5	1:36.409		12	30.082	96.6	47.613	78.5	23.811	121.8	1:41.506	

51 Steven Connor (H) — Van Diemen RF82

lap	Sect-1	Speed	Sect-2	Speed	Sect-3	Speed	Laptime	Pit	lap	Sect-1	Speed	Sect-2	Speed	Sect-3	Speed	Laptime	Pit
1	Out	73.7	58.235	71.6	30.184	87.2	2:14.203		5	Out	87.0	52.902	74.6	29.201	102.3	2:05.321	P
2	38.029	85.3	53.629	79.4	28.516	103.7	2:00.174		6	37.128	85.8	52.321	75.7	28.336	105.2	1:57.785	
3	37.663	86.1	52.764	72.3	29.349	101.6	1:59.776		7	36.214	88.5	52.187	80.0	27.528	105.4	1:55.929	
4	38.943	71.1	59.842	67.9	In		7:08.845	P	8								

55 Jon Finch (A) — Ralt RT1

lap	Sect-1	Speed	Sect-2	Speed	Sect-3	Speed	Laptime	Pit	lap	Sect-1	Speed	Sect-2	Speed	Sect-3	Speed	Laptime	Pit
1	Out	89.1	49.435	74.3	26.292	114.5	1:57.356		7	31.150	101.9	43.537	84.5	23.980	118.5	1:38.667	
2	33.791	89.4	46.630	84.1	24.923	115.5	1:45.344		8	30.995	101.4	44.058	80.4	24.190	118.3	1:39.243	
3	32.178	99.6	44.812	88.7	25.152	116.5	1:42.142		9	31.983	99.8	45.187	83.4	23.962	119.0	1:41.132	
4	31.796	100.9	44.382	84.5	24.265	117.1	1:40.443		10	30.983	101.3	45.102	76.0	25.557	116.1	1:41.642	
5	31.363	100.5	45.305	82.3	25.010	117.5	1:41.678		11	31.101	100.3	46.514	79.7	24.196	115.7	1:41.811	
6	33.123	82.4	44.368	85.4	23.994	118.1	1:41.485		12	31.145	100.6	44.936	87.2	24.048	117.1	1:40.129	

56 Ben Stiles (H) — Van Diemen RF82

lap	Sect-1	Speed	Sect-2	Speed	Sect-3	Speed	Laptime	Pit	lap	Sect-1	Speed	Sect-2	Speed	Sect-3	Speed	Laptime	Pit
1	Out	91.9	47.543	86.5	24.577	113.5	1:56.569		7	30.465	98.4	43.146	79.6	24.480	115.9	1:38.091	
2	33.218	97.7	45.483	88.4	23.940	115.7	1:42.641		8	30.476	98.7	45.307	84.5	24.652	112.6	1:40.435	
3	31.644	98.0	44.513	88.6	23.919	114.7	1:40.076		9	30.720	100.3	44.384	96.1	24.429	114.9	1:39.533	
4	30.888	99.3	43.882	93.5	23.517	115.5	1:38.287		10	30.329	99.9	44.191	95.7	23.748	114.1	1:38.268	
5	30.411	100.2	43.035	94.5	23.223	115.9	1:36.669		11	30.554	98.3	43.566	90.3	23.585	115.3	1:37.705	
6	30.595	99.3	43.274	95.3	23.197	116.3	1:37.066		12	30.380	100.3	43.187	95.7	23.258	114.7	1:36.825	

61 Steve Worrad (C) — Chevron B49-01 FA

lap	Sect-1	Speed	Sect-2	Speed	Sect-3	Speed	Laptime	Pit	lap	Sect-1	Speed	Sect-2	Speed	Sect-3	Speed	Laptime	Pit
1	Out	76.4	49.551	71.6	27.003	117.7	1:56.376		5	29.944	102.8	42.055	90.1	23.998	122.4	1:35.997	
2	32.918	94.0	44.265	82.2	23.584	123.1	1:40.767		6	30.423	107.6	42.467	91.0	22.909	124.5	1:35.799	
3	30.802	102.8	43.192	87.2	23.233	123.1	1:37.227		7	29.651	105.0	41.758	93.5	22.508	125.4	1:33.917	
4	30.145	101.7	42.861	90.3	22.778	123.8	1:35.784		8								

64 Michael Lyons (F) — Lola T400

lap	Sect-1	Speed	Sect-2	Speed	Sect-3	Speed	Laptime	Pit	lap	Sect-1	Speed	Sect-2	Speed	Sect-3	Speed	Laptime	Pit
1							1:27.945		4			In		In		1:38.039	P
2							1:24.923		5							1:23.796	
3							3:10.954		6							1:29.029	

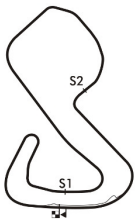

Session Start: 10:24:03 - Finish: 10:44:04
Weather/Track Conditions: Sunny / Dry
Circuit: Brands Hatch Grand Prix Circuit
Track Length: 3.916 Km - 2.4330 miles
Printed: 30-06-2018 - 10:52

Legends of Brands Hatch Superprix - 30 Jun - 1 Jul 2018

HSCC Derek Bell Trophy

Qualifying for Race 5 - Sector Analysis

71 Paul Tonkin (B) — Chevron B29

lap	Sect-1	Speed	Sect-2	Speed	Sect-3	Speed	Laptime	Pit	lap	Sect-1	Speed	Sect-2	Speed	Sect-3	Speed	Laptime	Pit
1	Out	73.0	50.364	74.1	26.485	116.9	1:59.478		7	31.222	103.1	44.494	75.6	26.628	120.0	1:42.344	
2	35.158	99.2	45.950	83.7	24.363	121.3	1:45.471		8	29.944	104.6	44.567	76.7	26.482	110.6	1:40.993	
3	32.278	103.0	44.629	88.3	23.350	122.6	1:40.257		9	32.244	95.1	43.623	84.0	23.145	125.1	1:39.012	
4	31.307	104.7	43.573	90.1	23.048	122.9	1:37.928		10	31.312	100.3	45.981	80.8	23.561	124.5	1:40.854	
5	30.958	104.7	42.754	92.3	22.595	124.7	1:36.307		11	31.260	92.4	47.886	89.2	23.418	123.3	1:42.564	
6	30.776	104.7	42.593	92.0	22.860	124.5	1:36.229		12	30.736	94.8	45.639	77.1	23.752	123.1	1:40.127	

72 Stephen Weller (C) — March 722

lap	Sect-1	Speed	Sect-2	Speed	Sect-3	Speed	Laptime	Pit	lap	Sect-1	Speed	Sect-2	Speed	Sect-3	Speed	Laptime	Pit
1	Out	71.9	52.269	73.0	28.115	107.7	2:02.387		5	33.391	95.0	48.205	83.2	24.344	128.5	1:45.940	
2	35.119	99.9	48.933	78.1	24.781	120.2	1:48.833		6	32.819	109.0	44.818	86.5	24.045	119.6	1:41.682	
3	32.422	101.6	45.774	81.9	23.801	128.0	1:41.997		7	33.764	101.3	44.511	83.3	22.965	129.7	1:41.240	
4	31.749	108.1	45.437	90.1	24.074	127.0	1:41.260		8	30.623	108.4	44.552	88.4	23.311	126.1	1:38.486	

74 Judy Lyons (F) — Gurney Eagle

lap	Sect-1	Speed	Sect-2	Speed	Sect-3	Speed	Laptime	Pit	lap	Sect-1	Speed	Sect-2	Speed	Sect-3	Speed	Laptime	Pit
1	Out	50.2	1:13.551	55.9	34.822	84.7	2:40.281		5	42.357	70.7	57.692	64.0	31.604	87.6	2:11.653	
2	44.431	69.7	1:05.933	62.8	In		5:19.737	P	6	44.077	66.5	1:03.848	57.0	33.133	84.9	2:21.058	
3	Out	64.6	1:03.202	59.3	34.594	86.2	2:28.799	P	7	43.540	71.1	58.201	65.7	30.114	91.0	2:11.855	
4	42.363	69.8	1:05.177	63.2	32.415	90.4	2:19.955		8								

94 Peter Brennan (B) — Brabham BT40

lap	Sect-1	Speed	Sect-2	Speed	Sect-3	Speed	Laptime	Pit	lap	Sect-1	Speed	Sect-2	Speed	Sect-3	Speed	Laptime	Pit
1	Out	73.7	1:02.672	66.5	28.921	104.4	2:16.561		7	32.179	95.4	46.244	87.6	24.008	118.1	1:42.431	
2	37.249	77.8	53.641	75.4	27.987	101.9	1:58.877		8	31.452	98.0	46.566	88.7	24.481	115.9	1:42.499	
3	35.620	86.8	49.769	80.7	25.435	117.9	1:50.824		9	32.006	96.7	45.787	87.2	23.974	119.8	1:41.767	
4	33.331	91.9	48.288	85.7	24.862	116.7	1:46.481		10	31.051	99.6	47.342	82.5	24.289	117.1	1:42.682	
5	34.930	88.8	47.758	88.5	24.632	117.1	1:47.320		11	31.604	101.1	45.701	87.7	24.032	118.7	1:41.337	
6	32.186	96.9	46.931	84.0	24.331	118.7	1:43.448		12								

110 Daniel Pyett (B) — Modus M1

lap	Sect-1	Speed	Sect-2	Speed	Sect-3	Speed	Laptime	Pit	lap	Sect-1	Speed	Sect-2	Speed	Sect-3	Speed	Laptime	Pit
1	Out	82.4	48.209	76.4	25.236	119.6	1:55.441		7	30.935	107.6	42.655	82.2	24.642	127.0	1:38.232	
2	34.154	92.5	46.958	82.0	24.827	123.8	1:45.939		8	29.901	107.4	40.950	91.1	22.091	128.0	1:32.942	
3	32.011	99.9	43.643	80.2	23.450	125.1	1:39.104		9	29.624	107.9	41.026	91.5	22.072	126.8	1:32.722	
4	31.961	104.9	43.322	87.1	23.611	125.1	1:38.894		10	29.559	102.8	41.338	92.2	22.866	126.3	1:33.763	
5	30.252	105.0	42.893	84.2	22.721	125.6	1:35.866		11	29.580	106.0	43.893	93.9	22.347	126.1	1:35.820	
6	30.602	104.7	42.264	88.5	22.206	126.1	1:35.072		12	30.381	108.6	42.619	91.7	22.093	125.1	1:35.093	

121 Lorraine Gathercole (A) — March 712

lap	Sect-1	Speed	Sect-2	Speed	Sect-3	Speed	Laptime	Pit	lap	Sect-1	Speed	Sect-2	Speed	Sect-3	Speed	Laptime	Pit
1	Out	74.0	57.429	73.0	26.738	120.0	2:07.276		6	32.298	100.8	44.426	90.3	23.573	122.2	1:40.297	
2	37.677	85.0	46.241	83.6	24.565	120.7	1:48.483		7	31.631	101.6	44.461	92.5	23.887	121.3	1:39.979	
3	33.364	93.5	46.956	70.6	25.281	117.3	1:45.601		8	31.652	100.5	44.038	90.6	23.406	127.0	1:39.096	
4	33.627	93.9	46.122	88.4	24.702	122.2	1:44.451		9	33.637	76.8	48.067	83.8	23.747	120.0	1:45.451	
5	32.194	103.7	44.527	88.8	24.337	119.4	1:41.058		10								

134 Peter Finnigan (H) — Van Diemen RF82

lap	Sect-1	Speed	Sect-2	Speed	Sect-3	Speed	Laptime	Pit	lap	Sect-1	Speed	Sect-2	Speed	Sect-3	Speed	Laptime	Pit
1	Out	75.7	58.033	65.5	28.440	103.7	2:08.958		7	33.653	90.4	48.238	79.6	25.230	99.0	1:47.121	
2	36.847	84.4	49.583	79.9	25.370	110.2	1:51.800		8	34.144	86.3	47.674	78.6	24.859	110.6	1:46.677	
3	33.780	89.8	48.609	79.6	25.771	109.8	1:48.160		9	33.944	90.3	48.140	76.6	25.247	110.2	1:47.331	
4	33.456	91.5	48.424	78.2	25.668	110.4	1:47.548		10	32.791	91.9	47.886	76.4	25.591	109.7	1:46.268	
5	33.519	90.1	48.578	74.6	26.051	104.9	1:48.148		11	33.122	91.9	48.573	79.0	25.851	104.2	1:47.546	
6	33.676	88.5	49.326	75.7	25.258	109.8	1:48.260		12								

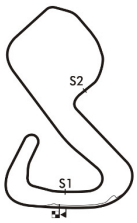

Session Start: 10:24:03 - Finish: 10:44:04
Weather/Track Conditions: Sunny / Dry
Circuit: Brands Hatch Grand Prix Circuit
Track Length: 3.916 Km - 2.4330 miles
Printed: 30-06-2018 - 10:52

MST

Legends of Brands Hatch Superprix - 30 Jun - 1 Jul 2018

HSCC Derek Bell Trophy

Qualifying for Race 5 - Sector Analysis

144	Marc Mercer (B)								March 73B							
lap	Sect-1	Speed	Sect-2	Speed	Sect-3	Speed	Laptime	Pit	lap	Sect-1	Speed	Sect-2	Speed	Sect-3	Speed	Laptime	Pit
1	Out	93.9	45.659	78.6	23.689	124.0	1:46.692		7	29.468	105.2	42.559	88.9	22.803	125.8	1:34.830	
2	29.291	107.0	42.264	88.7	22.191	126.1	1:33.746		8	28.698	109.3	41.060	94.9	22.067	126.8	1:31.825	
3	29.099	103.4	43.640	82.5	23.327	125.6	1:36.066		9	28.735	109.1	40.995	93.1	21.776	127.0	1:31.506	
4	28.846	107.4	41.783	91.6	23.300	123.5	1:33.929		10	28.649	110.0	41.409	86.6	22.444	128.0	1:32.502	
5	28.868	109.1	40.989	94.5	22.325	124.9	1:32.182		11	30.187	90.7	45.018	91.7	22.158	126.1	1:37.363	
6	29.222	108.3	41.291	93.2	22.211	126.3	1:32.724		12	29.510	105.7	41.508	89.7	22.200	126.6	1:33.218	

155	Frank Lyons (F)								Lola T332							
lap	Sect-1	Speed	Sect-2	Speed	Sect-3	Speed	Laptime	Pit	lap	Sect-1	Speed	Sect-2	Speed	Sect-3	Speed	Laptime	Pit
1							1:44.674		5							1:38.144	
2							1:39.479		6							1:39.412	
3							1:36.435		7							5:18.436	
4							1:38.082		8								

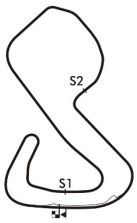

Session Start: 10:24:03 - Finish: 10:44:04
Weather/Track Conditions: Sunny / Dry
Circuit: Brands Hatch Grand Prix Circuit
Track Length: 3.916 Km - 2.4330 miles

Printed: 30-06-2018 - 10:52

Results: www.mstworld.com. Live Timing: https://livetiming.getraceresults.com/mst. Email: timing@mstworld.com

Legends of Brands Hatch Superprix - 30 Jun - 1 Jul 2018

HSCC Derek Bell Trophy

Qualifying for Race 5 - Best Sector Times

	SECTOR 1			SECTOR 2			SECTOR 3		
	NO	TIME	LAP	NO	TIME	LAP	NO	TIME	LAP
1	7	27.168	4	7	38.505	4	7	20.684	4
2	42	27.187	6	15	39.019	7	42	21.082	3
3	15	27.735	8	34	39.286	9	34	21.171	9
4	34	27.940	8	42	39.293	4	15	21.225	7
5	144	28.649	10	17	40.250	7	17	21.602	4
6	17	28.814	9	110	40.950	8	144	21.776	9
7	110	29.559	10	144	40.989	5	110	22.072	9
8	44	29.608	10	61	41.758	7	61	22.508	7
9	61	29.651	7	49	42.250	8	44	22.561	8
10	41	29.788	4	44	42.296	10	71	22.595	5
11	71	29.944	8	41	42.336	3	41	22.767	4
12	49	30.060	9	71	42.593	6	72	22.965	7
13	56	30.329	10	56	43.035	5	49	23.014	9
14	72	30.623	8	55	43.537	7	2	23.134	11
15	31	30.655	5	31	43.787	5	56	23.197	6
16	2	30.803	8	121	44.038	8	121	23.406	8
17	55	30.983	10	72	44.511	7	55	23.962	9
18	94	31.051	10	94	45.701	11	94	23.974	9
19	121	31.631	7	2	45.964	2	31	24.378	4
20	134	32.791	10	32	47.598	11	134	24.859	8
21	32	33.719	11	134	47.674	8	32	25.265	11
22	51	36.214	7	51	52.187	7	51	27.528	7
23	74	40.376	8	74	57.692	5	74	30.114	7
24	64			64			64		
25	155			155			155		

IDEAL / BEST LAP COMPARISON

NO	NAME	BEST	IN	IDEAL	DIFF
64	Michael Lyons	1:23.796	5		+
7	Neil Glover	1:26.357	4	1:26.357	+0.000
42	Mark Charteris	1:27.907	6	1:27.562	+0.345
15	Matthew Wrigley	1:28.066	8	1:27.979	+0.087
34	Gregory Thornton	1:28.516	9	1:28.397	+0.119
17	Michael Bletsoe-Brov	1:31.002	7	1:30.666	+0.336
144	Marc Mercer	1:31.506	9	1:31.414	+0.092
110	Daniel Pyett	1:32.722	9	1:32.581	+0.141
61	Steve Worrad	1:33.917	7	1:33.917	+0.000
44	Iain Rowley	1:34.945	10	1:34.465	+0.480
41	David Mercer	1:35.135	4	1:34.891	+0.244
71	Paul Tonkin	1:36.229	6	1:35.132	+1.097
49	Keith Norris	1:36.309	9	1:35.324	+0.985
155	Frank Lyons	1:36.435	3		+
56	Ben Stiles	1:36.669	5	1:36.561	+0.108
72	Stephen Weller	1:38.486	8	1:38.099	+0.387
55	Jon Finch	1:38.667	7	1:38.482	+0.185
31	Rob Wainwright	1:38.911	5	1:38.820	+0.091
121	Lorraine Gathercole	1:39.096	8	1:39.075	+0.021
2	Daniel Clayfield	1:40.416	10	1:39.901	+0.515
94	Peter Brennan	1:41.337	11	1:40.726	+0.611
134	Peter Finnigan	1:46.268	10	1:45.324	+0.944
32	Adam Simmonds	1:46.582	11	1:46.582	+0.000
51	Steven Connor	1:55.929	7	1:55.929	+0.000
74	Judy Lyons	2:11.653	5	2:08.182	+3.471

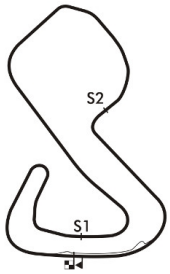

Session Start: 10:24:03 - Finish: 10:44:04
Weather/Track Conditions: Sunny / Dry
Circuit: Brands Hatch Grand Prix Circuit
Track Length: 3.916 Km - 2.4330 miles

Printed: 30-06-2018 - 10:52

Legends of Brands Hatch Superprix - 30 Jun - 1 Jul 2018

HSCC Derek Bell Trophy

Qualifying for Race 5 - Best Sector Speeds

	NO	SECTOR 1	MPH	NO	SECTOR 2	MPH	NO	SECTOR 3	MPH
1	42	Mark Charteris	114.1	15	Matthew Wrigley	104.8	7	Neil Glover	148.0
2	17	Michael Bletsoe-Brown	112.8	42	Mark Charteris	103.0	34	Gregory Thornton	142.6
3	34	Gregory Thornton	112.8	7	Neil Glover	96.8	17	Michael Bletsoe-Brown	133.3
4	144	Marc Mercer	110.0	56	Ben Stiles	96.1	42	Mark Charteris	132.8
5	7	Neil Glover	109.5	144	Marc Mercer	94.9	2	Daniel Clayfield	131.0
6	15	Matthew Wrigley	109.5	110	Daniel Pyett	93.9	72	Stephen Weller	129.7
7	72	Stephen Weller	109.0	34	Gregory Thornton	93.6	110	Daniel Pyett	128.0
8	110	Daniel Pyett	108.6	61	Steve Worrad	93.5	144	Marc Mercer	128.0
9	61	Steve Worrad	107.6	121	Lorraine Gathercole	92.5	121	Lorraine Gathercole	127.0
10	44	Iain Rowley	107.0	71	Paul Tonkin	92.3	15	Matthew Wrigley	126.3
11	71	Paul Tonkin	104.7	2	Daniel Clayfield	91.8	44	Iain Rowley	126.3
12	41	David Mercer	104.1	49	Keith Norris	91.8	61	Steve Worrad	125.4
13	121	Lorraine Gathercole	103.7	44	Iain Rowley	91.7	71	Paul Tonkin	125.1
14	49	Keith Norris	102.0	17	Michael Bletsoe-Brown	90.5	41	David Mercer	123.8
15	55	Jon Finch	101.9	72	Stephen Weller	90.1	49	Keith Norris	123.8
16	94	Peter Brennan	101.1	55	Jon Finch	88.7	94	Peter Brennan	119.8
17	56	Ben Stiles	100.3	94	Peter Brennan	88.7	32	Adam Simmonds	119.6
18	2	Daniel Clayfield	99.0	41	David Mercer	85.9	55	Jon Finch	119.0
19	31	Rob Wainwright	96.1	31	Rob Wainwright	83.8	56	Ben Stiles	116.3
20	32	Adam Simmonds	93.3	51	Steven Connor	80.0	134	Peter Finnigan	110.6
21	134	Peter Finnigan	91.9	134	Peter Finnigan	79.9	31	Rob Wainwright	108.4
22	51	Steven Connor	88.5	32	Adam Simmonds	77.0	51	Steven Connor	105.4
23	74	Judy Lyons	71.1	74	Judy Lyons	65.7	74	Judy Lyons	91.0
24	64	Michael Lyons	0.0	64	Michael Lyons	0.0	64	Michael Lyons	0.0
25	155	Frank Lyons	0.0	155	Frank Lyons	0.0	155	Frank Lyons	0.0

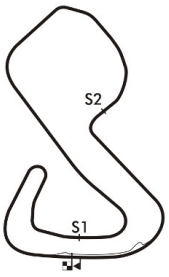

Session Start: 10:24:03 - Finish: 10:44:04
Weather/Track Conditions: Sunny / Dry
Circuit: Brands Hatch Grand Prix Circuit
Track Length: 3.916 Km - 2.4330 miles

Legends of Brands Hatch Superprix - 30 Jun - 1 Jul 2018

HSCC Derek Bell Trophy

Race 5 - Starting Grid

Sheet No:

Start Time : 15:50 - Heat Duration : 20 Minutes

ROW							
13	25	74	Judy Lyons				
12	23	32	Adam Simmonds	24	51	Steven Connor
11	21	94	Peter Brennan	22	134	Peter Finnigan
10	19	121	Lorraine Gathercole	20	2	Daniel Clayfield
9	17	55	Jon Finch	18	31	Rob Wainwright
8	15	56	Ben Stiles	16	72	Stephen Weller
7	13	49	Keith Norris	14	155	Frank Lyons
6	11	41	David Mercer	12	71	Paul Tonkin
5	9	61	Steve Worrad	10	44	Iain Rowley
4	7	144	Marc Mercer	8	110	Daniel Pyett
3	5	34	Gregory Thornton	6	17	Michael Bletsoe-Brown
2	3	42	Mark Charteris	4	15	Matthew Wrigley
1	1	64	Michael Lyons	2	7	Neil Glover

Pole Right

Circuit: Brands Hatch Grand Prix Circuit
Track Length: 3.916 Km - 2.4330 miles

These results are provisional until the conclusion of any judicial and technical matters.

Clerk of the Course:	Timekeeper:	Issued at:
	Nick Palmer	

MST

Printed : 30-06-2018 - 10:50

Legends of Brands Hatch Superprix - 30 Jun - 1 Jul 2018

HSCC Derek Bell Trophy

Race 5 - Classification

Sheet No:

POS	NO	DRIVER/S	CLASS	CLASS POS	CAR MAKE / MODEL	TIME	LAPS	GAP	DIFF	MPH	BEST	ON
1	64	Michael Lyons	F	1	Lola T400	20:14.021	14	-- 14 laps		101.0	1:24.503	3
2	7	Neil Glover	F	2	Chevron B37	21:00.449	14	46.428	46.428	97.28	1:28.695	11
3	34	Gregory Thornton	E	1	Surtees TS11	21:00.611	14	46.590	0.162	97.27	1:28.241	4
4	42	Mark Charteris	C	1	March 742	21:01.741	14	47.720	1.130	97.18	1:28.623	9
5	15	Matthew Wrigley	B	1	March 79B	21:02.786	14	48.765	1.045	97.10	1:28.168	9
6	17	Michael Bletsoe-Brown	C	2	Chevron B27	21:19.407	14	1:05.386	16.621	95.84	1:30.235	8
7	144	Marc Mercer	B	2	March 73B	21:41.950	14	1:27.929	22.543	94.18	1:31.037	5
8	110	Daniel Pyett	B	3	Modus M1	20:17.646	13	-- 13 laps	9.308	93.51	1:31.518	7
9	31	Rob Wainwright	B	4	Crossle 18F	20:27.940	13	10.294	10.294	92.73	1:32.534	5
10	61	Steve Worrad	B	5	Chevron B49-01 FA	20:41.498	13	23.852	13.558	91.71	1:32.607	5
11	71	Paul Tonkin	B	6	Chevron B29	21:05.758	13	48.112	24.260	89.96	1:35.421	11
12	44	Iain Rowley	B	7	March 79B	21:07.838	13	50.192	2.080	89.81	1:35.239	10
13	155	Frank Lyons	F	3	Lola T332	21:08.800	13	51.154	0.962	89.74	1:35.484	6
14	49	Keith Norris	B	8	Chevron B49	21:09.558	13	51.912	0.758	89.68	1:34.624	9
15	41	David Mercer	B	9	March 78B	21:12.160	13	54.514	2.602	89.50	1:35.378	7
16	56	Ben Stiles	H	1	Van Diemen RF82	21:34.881	13	1:17.235	22.721	87.93	1:38.043	4
17	55	Jon Finch	A	1	Ralt RT1	21:50.785	13	1:33.139	15.904	86.86	1:38.621	3
18	72	Stephen Weller	C	3	March 722	20:17.078	12	-- 12 laps	5.403	86.36	1:37.245	8
19	2	Daniel Clayfield	C	4	March 722	20:35.449	12	18.371	18.371	85.07	1:39.598	9
20	94	Peter Brennan	B	10	Brabham BT40	20:48.897	12	31.819	13.448	84.15	1:41.171	6
21	134	Peter Finnigan	H	2	Van Diemen RF82	21:42.691	12	1:25.613	53.794	80.68	1:46.796	8
22	32	Adam Simmonds	E	2	Lola T142	20:32.182	11	-- 11 laps	36.688	78.19	1:48.074	11
		---------- NOT CLASSIFIED ----------										
DNF	51	Steven Connor	H		Van Diemen RF82	18:45.565	10	-- 10 laps	1.457	77.81	1:48.914	10
DNC	74	Judy Lyons	F		Gurney Eagle	21:43.593	10	2:58.028	2:58.028	67.19	2:05.244	2
DNF	121	Lorraine Gathercole	A		March 712	12:03.469	7	-- 7 laps --		84.74	1:40.785	6

---------- FASTEST LAP SUMMARY ----------

NO	DRIVER/S	CLASS	CAR MAKE / MODEL	FASTEST LAP	ON	MPH
64	Michael Lyons	F	Lola T400	1:24.503	3	103.65
15	Matthew Wrigley	B	March 79B	1:28.168	9	99.34
34	Gregory Thornton	E	Surtees TS11	1:28.241	4	99.26
42	Mark Charteris	C	March 742	1:28.623	9	98.83
56	Ben Stiles	H	Van Diemen RF82	1:38.043	4	89.34
55	Jon Finch	A	Ralt RT1	1:38.621	3	88.81

Car 64 requires a working transponder - Regulation Q12.2.1 refers.

Session Start: 16:03:14 - Finish: 16:23:28
Weather/Track Conditions: Sunny / Dry
Circuit: Brands Hatch Grand Prix Circuit
Track Length: 3.916 Km - 2.4330 miles

These results are provisional until the conclusion of any judicial and technical matters.

Clerk of the Course:	Timekeeper:	Issued at:
	Nick Palmer	

MST

Printed: 30-06-2018 - 16:25

Legends of Brands Hatch Superprix - 30 Jun - 1 Jul 2018

HSCC Derek Bell Trophy

Race 5 - Sector Analysis

2 Daniel Clayfield (C) — March 722

lap	Sect-1	Speed	Sect-2	Speed	Sect-3	Speed	Laptime	Pit	lap	Sect-1	Speed	Sect-2	Speed	Sect-3	Speed	Laptime	Pit
1		83.0	47.131	82.5	24.544	114.9	1:52.027		7	32.970	99.8	46.469	88.5	23.173	128.5	1:42.612	
2	34.082	100.0	47.075	86.6	23.506	128.2	1:44.663		8	31.836	91.4	47.046	90.0	23.196	129.5	1:42.078	
3	31.678	101.1	46.852	84.8	23.598	129.2	1:42.128		9	30.821	102.0	45.532	86.1	23.245	127.0	1:39.598	
4	33.785	98.3	46.874	84.6	23.166	127.8	1:43.825		10	30.458	98.6	47.209	88.0	23.290	129.0	1:40.957	
5	31.688	99.2	45.576	88.3	23.830	125.6	1:41.094		11	31.980	97.2	45.868	85.0	24.137	123.5	1:41.985	
6	32.342	99.0	46.141	86.1	23.551	129.0	1:42.034		12	32.298	94.2	46.573	87.1	23.577	127.0	1:42.448	

7 Neil Glover (F) — Chevron B37

lap	Sect-1	Speed	Sect-2	Speed	Sect-3	Speed	Laptime	Pit	lap	Sect-1	Speed	Sect-2	Speed	Sect-3	Speed	Laptime	Pit
1			39.722	90.6	21.546	143.6	1:31.138		8	28.064	114.9	41.565	92.2	20.959	145.1	1:30.588	
2	28.100	107.6	39.579	89.3	21.218	144.8	1:28.897		9	28.334	109.8	39.723	92.5	21.250	146.7	1:29.307	
3	27.924	110.7	39.653	92.8	21.318	145.1	1:28.895		10	28.009	114.5	40.460	82.3	22.362	140.6	1:30.831	
4	28.209	112.4	39.265	89.5	21.447	145.1	1:28.921		11	28.006	111.1	39.597	92.7	21.092	145.7	1:28.695	
5	28.139	110.6	40.854	90.3	21.807	144.2	1:30.800		12	28.257	115.5	39.516	90.0	21.233	145.4	1:29.006	
6	28.194	112.6	40.554	89.8	21.268	145.7	1:30.016		13	29.344	93.3	42.904	93.7	21.503	143.9	1:33.751	
7	28.755	112.6	39.828	95.5	20.755	147.0	1:29.338		14	28.621	111.1	40.418	87.7	21.227	139.1	1:30.266	

15 Matthew Wrigley (B) — March 79B

lap	Sect-1	Speed	Sect-2	Speed	Sect-3	Speed	Laptime	Pit	lap	Sect-1	Speed	Sect-2	Speed	Sect-3	Speed	Laptime	Pit
1		107.4	41.278	96.4	22.210	124.9	1:34.485		8	28.874	103.9	40.739	92.8	22.063	123.8	1:31.676	
2	28.256	107.9	39.542	99.8	21.432	125.1	1:29.230		9	28.027	108.8	39.012	101.5	21.129	127.0	1:28.168	
3	28.007	108.1	39.149	100.4	21.211	125.4	1:28.367		10	27.875	107.9	40.076	91.5	22.291	124.9	1:30.242	
4	28.174	107.6	39.220	100.3	21.284	125.8	1:28.678		11	28.527	109.0	39.451	97.7	21.322	126.3	1:29.300	
5	28.333	108.6	39.307	96.6	21.885	125.6	1:29.525		12	27.972	109.7	40.392	103.8	21.090	126.8	1:29.454	
6	28.485	107.7	40.074	100.0	21.484	126.8	1:30.043		13	28.792	106.0	41.878	95.3	22.334	124.5	1:33.004	
7	28.198	109.1	39.861	96.4	21.823	125.6	1:29.882		14	29.235	106.5	40.145	98.8	21.352	124.0	1:30.732	

17 Michael Bletsoe-Brown (C) — Chevron B27

lap	Sect-1	Speed	Sect-2	Speed	Sect-3	Speed	Laptime	Pit	lap	Sect-1	Speed	Sect-2	Speed	Sect-3	Speed	Laptime	Pit
1		108.8	40.930	88.3	21.816	132.3	1:34.939		8	28.788	113.9	40.324	94.7	21.123	132.8	1:30.235	
2	29.234	107.4	40.755	90.6	21.685	132.3	1:31.674		9	29.115	113.2	41.336	94.8	21.557	132.5	1:32.008	
3	29.019	107.4	40.263	90.5	21.618	131.8	1:30.900		10	28.957	114.7	40.467	89.7	21.294	132.0	1:30.718	
4	28.752	112.0	40.974	94.8	21.435	132.8	1:31.161		11	28.597	112.6	41.400	89.5	21.692	130.7	1:31.689	
5	29.101	109.5	40.199	89.8	21.416	132.0	1:30.716		12	28.786	109.5	39.926	96.1	21.928	129.2	1:30.640	
6	29.103	110.4	40.419	96.0	21.234	132.5	1:30.756		13	28.889	113.2	41.246	96.8	21.468	130.2	1:31.603	
7	28.698	109.8	40.337	92.8	21.486	132.3	1:30.521		14	29.114	110.9	41.256	91.2	21.477	131.5	1:31.847	

31 Rob Wainwright (B) — Crossle 18F

lap	Sect-1	Speed	Sect-2	Speed	Sect-3	Speed	Laptime	Pit	lap	Sect-1	Speed	Sect-2	Speed	Sect-3	Speed	Laptime	Pit
1		97.6	43.057	90.1	22.552	124.2	1:41.724		8	29.510	106.9	41.545	83.7	22.468	121.1	1:33.523	
2	29.995	106.7	41.678	87.8	22.618	120.7	1:34.291		9	29.642	106.5	41.004	79.7	22.729	120.7	1:33.375	
3	29.372	106.5	41.100	85.4	22.567	121.1	1:33.039		10	29.523	106.5	41.279	85.1	22.525	120.2	1:33.327	
4	29.552	105.5	41.881	79.6	22.780	120.7	1:34.213		11	29.424	105.7	42.643	87.7	22.832	120.7	1:34.899	
5	29.333	107.2	40.895	87.9	22.306	120.2	1:32.534		12	30.732	104.4	41.177	87.6	23.104	120.7	1:35.013	
6	29.204	105.5	41.006	87.6	22.411	121.5	1:32.621		13	30.105	106.4	42.129	83.1	23.023	113.2	1:35.257	
7	29.829	105.9	41.365	87.6	22.930	118.3	1:34.124		14								

32 Adam Simmonds (E) — Lola T142

lap	Sect-1	Speed	Sect-2	Speed	Sect-3	Speed	Laptime	Pit	lap	Sect-1	Speed	Sect-2	Speed	Sect-3	Speed	Laptime	Pit
1		85.0	50.028	74.6	26.077	114.7	1:58.379		7	34.895	88.9	51.391	74.7	26.095	114.7	1:52.381	
2	35.099	83.2	50.291	72.1	25.998	115.5	1:51.388		8	34.430	89.2	50.983	68.5	26.714	114.1	1:52.127	
3	35.418	82.4	50.091	75.5	26.119	114.3	1:51.628		9	34.773	87.7	50.990	69.9	26.213	114.3	1:51.976	
4	35.167	86.3	51.626	57.2	26.894	114.5	1:53.687		10	34.750	88.8	49.283	81.5	25.557	119.2	1:49.590	
5	36.423	83.6	50.293	75.1	26.536	112.0	1:53.252		11	34.105	88.4	48.485	77.6	25.484	109.5	1:48.074	
6	35.213	87.8	48.943	73.9	25.544	116.9	1:49.700		12								

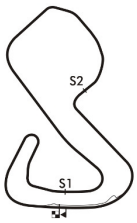

Session Start: 16:03:14 - Finish: 16:23:28
Weather/Track Conditions: Sunny / Dry
Circuit: Brands Hatch Grand Prix Circuit
Track Length: 3.916 Km - 2.4330 miles
Printed: 30-06-2018 - 16:26

Legends of Brands Hatch Superprix - 30 Jun - 1 Jul 2018

HSCC Derek Bell Trophy

Race 5 - Sector Analysis

34	Gregory Thornton (E)								Surtees TS11								
lap	Sect-1	Speed	Sect-2	Speed	Sect-3	Speed	Laptime	Pit	lap	Sect-1	Speed	Sect-2	Speed	Sect-3	Speed	Laptime	Pit
1		110.9	41.081	88.1	21.304	143.0	1:33.401		8	28.522	114.1	41.738	97.9	20.576	145.7	1:30.836	
2	28.089	116.9	39.140	91.0	21.018	142.6	1:28.247		9	27.964	107.0	39.943	92.8	20.880	143.3	1:28.787	
3	28.233	116.5	39.465	91.3	21.105	145.4	1:28.803		10	28.384	111.8	40.420	78.6	22.173	141.2	1:30.977	
4	28.085	112.0	39.058	95.9	21.098	145.1	1:28.241		11	28.021	112.8	40.065	91.8	20.814	144.2	1:28.900	
5	28.729	110.7	40.325	88.0	21.549	145.1	1:30.603		12	28.135	114.7	39.802	95.9	20.842	141.4	1:28.779	
6	28.531	111.3	40.040	92.7	20.953	140.3	1:29.524		13	29.373	95.1	43.141	94.9	21.798	140.9	1:34.312	
7	28.724	109.1	40.237	93.4	20.639	146.7	1:29.600		14	28.465	115.7	40.222	87.9	20.914	141.2	1:29.601	

41	David Mercer (B)								March 78B								
lap	Sect-1	Speed	Sect-2	Speed	Sect-3	Speed	Laptime	Pit	lap	Sect-1	Speed	Sect-2	Speed	Sect-3	Speed	Laptime	Pit
1		97.7	43.429	86.6	23.101	123.1	1:41.599		8	30.661	103.0	44.761	82.5	23.261	124.0	1:38.683	
2	31.086	103.6	44.899	82.6	23.523	122.6	1:39.508		9	30.522	98.9	42.793	81.5	23.536	124.7	1:36.851	
3	31.043	102.8	43.484	82.1	23.238	122.6	1:37.765		10	29.857	103.0	42.859	84.9	23.173	123.1	1:35.889	
4	30.804	100.8	43.360	81.6	23.012	122.9	1:37.176		11	30.312	104.9	42.869	85.7	23.801	122.6	1:36.982	
5	30.582	102.8	43.311	84.5	22.914	122.4	1:36.807		12	33.466	100.8	43.255	85.4	23.401	123.1	1:40.122	
6	31.629	102.0	44.250	86.5	22.912	122.6	1:38.791		13	31.050	103.9	42.722	90.5	22.837	123.1	1:36.609	
7	29.833	103.7	42.774	84.7	22.771	123.5	1:35.378		14								

42	Mark Charteris (C)								March 742								
lap	Sect-1	Speed	Sect-2	Speed	Sect-3	Speed	Laptime	Pit	lap	Sect-1	Speed	Sect-2	Speed	Sect-3	Speed	Laptime	Pit
1		110.7	39.568	100.3	21.601	129.7	1:31.824		8	28.013	112.2	41.683	95.7	21.423	130.5	1:31.119	
2	28.032	113.0	39.277	90.7	21.800	130.2	1:29.109		9	27.811	112.0	39.060	94.3	21.752	133.6	1:28.623	
3	27.724	113.4	39.215	96.3	21.882	131.2	1:28.821		10	27.867	113.4	40.231	77.6	22.216	130.2	1:30.314	
4	27.833	113.7	39.091	91.6	22.075	131.2	1:28.999		11	28.066	114.3	39.706	98.5	21.617	132.8	1:29.389	
5	28.246	114.3	40.023	95.6	22.334	129.5	1:30.603		12	27.790	114.5	39.345	91.2	21.606	132.5	1:28.741	
6	28.094	113.9	40.753	97.4	21.720	132.3	1:30.567		13	29.011	105.5	42.833	96.3	22.320	129.2	1:34.164	
7	28.210	112.8	39.888	97.1	21.404	133.3	1:29.502		14	29.075	111.3	39.576	102.4	21.315	132.5	1:29.966	

44	Iain Rowley (B)								March 79B								
lap	Sect-1	Speed	Sect-2	Speed	Sect-3	Speed	Laptime	Pit	lap	Sect-1	Speed	Sect-2	Speed	Sect-3	Speed	Laptime	Pit
1		94.3	44.454	80.5	24.352	123.5	1:44.461		8	30.346	104.4	45.576	82.8	22.920	125.1	1:38.842	
2	31.225	104.7	43.539	79.4	23.410	124.2	1:38.174		9	30.742	105.9	42.767	82.0	22.976	125.1	1:36.485	
3	31.266	103.1	43.991	82.1	23.234	125.1	1:38.491		10	30.192	105.4	42.310	84.7	22.737	124.5	1:35.239	
4	30.519	102.3	43.015	81.4	22.821	125.1	1:36.355		11	30.668	103.9	42.926	82.8	23.221	123.5	1:36.815	
5	30.209	103.7	42.827	84.6	22.801	125.8	1:35.837		12	31.912	105.0	42.668	83.9	22.591	124.5	1:37.171	
6	30.950	105.5	42.979	86.7	22.791	125.1	1:36.720		13	31.852	103.3	42.495	85.0	23.316	120.9	1:37.663	
7	30.468	105.0	42.538	82.5	22.579	125.1	1:35.585		14								

49	Keith Norris (B)								Chevron B49								
lap	Sect-1	Speed	Sect-2	Speed	Sect-3	Speed	Laptime	Pit	lap	Sect-1	Speed	Sect-2	Speed	Sect-3	Speed	Laptime	Pit
1		92.2	44.854	87.6	24.140	119.8	1:47.124		8	29.841	99.8	43.040	85.4	24.935	120.0	1:37.816	
2	31.874	91.5	44.208	80.6	23.749	122.0	1:39.831		9	29.959	99.9	42.055	92.5	22.610	122.9	1:34.624	
3	31.035	97.9	43.053	85.5	23.117	123.3	1:37.205		10	30.528	96.6	41.944	90.5	22.765	122.2	1:35.237	
4	31.235	98.2	43.272	87.7	22.968	122.2	1:37.475		11	30.983	103.9	41.705	91.3	22.550	122.4	1:35.238	
5	30.374	102.2	43.821	91.7	22.896	120.0	1:37.091		12	30.339	101.9	45.215	92.8	22.834	122.0	1:38.388	
6	30.370	99.2	42.855	83.6	23.066	121.5	1:36.291		13	31.461	99.9	41.917	93.2	22.804	122.2	1:36.182	
7	30.224	100.5	43.982	88.7	22.850	122.0	1:37.056		14								

51	Steven Connor (H)								Van Diemen RF82								
lap	Sect-1	Speed	Sect-2	Speed	Sect-3	Speed	Laptime	Pit	lap	Sect-1	Speed	Sect-2	Speed	Sect-3	Speed	Laptime	Pit
1		89.9	50.316	83.1	26.507	104.4	1:57.594		6	35.697	89.1	50.112	76.0	25.765	108.4	1:51.574	
2	34.172	90.3	49.921	81.4	26.287	106.2	1:50.380		7	33.873	90.9	52.826	79.6	25.880	108.8	1:52.579	
3	33.759	90.4	49.293	80.5	26.235	101.6	1:49.287		8	33.188	90.4	48.776	78.3	27.234	97.0	1:49.198	
4	34.838	88.4	53.766	77.9	28.061	103.0	1:56.665		9	34.889	89.9	52.712	65.4	28.742	105.7	1:56.343	
5	34.967	89.8	51.505	77.4	26.559	106.5	1:53.031		10	34.299	91.2	48.182	80.7	26.433	104.9	1:48.914	

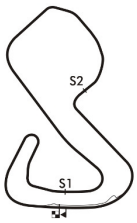

Session Start: 16:03:14 - Finish: 16:23:28
Weather/Track Conditions: Sunny / Dry
Circuit: Brands Hatch Grand Prix Circuit
Track Length: 3.916 Km - 2.4330 miles
Printed: 30-06-2018 - 16:26

Legends of Brands Hatch Superprix - 30 Jun - 1 Jul 2018

HSCC Derek Bell Trophy

Race 5 - Sector Analysis

55 Jon Finch (A) — Ralt RT1

lap	Sect-1	Speed	Sect-2	Speed	Sect-3	Speed	Laptime	Pit	lap	Sect-1	Speed	Sect-2	Speed	Sect-3	Speed	Laptime	Pit
1		96.1	45.322	86.2	24.559	115.5	1:48.291		8	31.518	98.6	44.208	84.2	23.835	119.0	1:39.561	
2	31.965	98.4	44.720	84.8	24.037	116.7	1:40.722		9	32.066	75.1	48.216	84.6	23.951	118.1	1:44.233	
3	31.061	99.9	43.855	85.4	23.705	117.9	1:38.621		10	31.665	98.7	46.843	79.6	24.069	117.9	1:42.577	
4	31.553	98.2	43.768	87.7	23.627	118.3	1:38.948		11	31.733	98.7	44.021	84.5	23.769	117.3	1:39.523	
5	31.162	100.5	44.711	79.6	24.074	118.3	1:39.947		12	31.385	98.6	45.241	84.2	24.056	117.3	1:40.682	
6	31.188	99.6	44.264	83.5	24.047	117.9	1:39.499		13	31.301	98.4	44.088	86.5	23.721	117.3	1:39.110	
7	31.336	100.5	43.983	84.6	23.752	117.1	1:39.071		14								

56 Ben Stiles (H) — Van Diemen RF82

lap	Sect-1	Speed	Sect-2	Speed	Sect-3	Speed	Laptime	Pit	lap	Sect-1	Speed	Sect-2	Speed	Sect-3	Speed	Laptime	Pit
1		98.3	45.308	93.5	25.319	113.0	1:47.941		8	30.878	99.6	43.955	93.7	23.552	115.9	1:38.385	
2	31.655	97.7	44.403	90.4	24.173	114.5	1:40.231		9	30.715	98.9	45.157	89.4	23.922	113.3	1:39.794	
3	31.329	97.6	43.899	94.8	23.509	115.5	1:38.737		10	31.181	100.0	43.879	96.7	23.557	114.7	1:38.617	
4	30.966	98.7	43.476	94.8	23.601	114.9	1:38.043		11	30.833	98.9	44.037	93.9	23.986	114.1	1:38.856	
5	30.801	98.9	44.590	92.5	23.617	115.1	1:39.008		12	31.438	99.3	44.078	94.4	23.629	114.3	1:39.145	
6	31.412	97.4	43.514	93.1	23.696	113.7	1:38.622		13	31.336	98.9	44.002	92.2	23.716	114.9	1:39.054	
7	30.934	100.0	44.023	91.5	23.491	113.3	1:38.448		14								

61 Steve Worrad (B) — Chevron B49-01 FA

lap	Sect-1	Speed	Sect-2	Speed	Sect-3	Speed	Laptime	Pit	lap	Sect-1	Speed	Sect-2	Speed	Sect-3	Speed	Laptime	Pit
1		106.7	42.390	88.3	22.375	124.2	1:39.123		8	30.662	105.0	42.260	94.9	23.264	122.0	1:36.186	
2	29.996	104.9	42.012	90.1	22.630	123.3	1:34.638		9	30.061	104.9	41.973	90.4	23.158	123.3	1:35.192	
3	29.981	108.8	41.799	89.1	22.515	123.8	1:34.295		10	30.108	104.1	42.423	80.4	23.576	123.1	1:36.107	
4	30.125	107.6	42.043	89.5	22.542	124.9	1:34.710		11	30.154	111.8	42.159	91.7	22.798	124.0	1:35.111	
5	29.452	107.6	41.045	96.6	22.110	124.7	1:32.607		12	30.520	108.1	42.001	93.1	23.047	123.3	1:35.568	
6	29.312	106.0	41.090	95.5	22.304	124.5	1:32.706		13	30.591	101.9	42.654	90.4	23.052	116.5	1:36.297	
7	29.970	105.4	41.163	95.7	27.825	96.9	1:38.958		14								

64 Michael Lyons (F) — Lola T400

lap	Sect-1	Speed	Sect-2	Speed	Sect-3	Speed	Laptime	Pit	lap	Sect-1	Speed	Sect-2	Speed	Sect-3	Speed	Laptime	Pit
1							1:26.231		8							1:26.730	
2							1:24.983		9							1:32.856	
3							1:24.503		10							1:25.349	
4							1:24.760		11							1:25.885	
5							1:26.473		12							1:26.012	
6							1:28.063		13							1:28.091	
7							1:26.504		14							1:27.581	

71 Paul Tonkin (B) — Chevron B29

lap	Sect-1	Speed	Sect-2	Speed	Sect-3	Speed	Laptime	Pit	lap	Sect-1	Speed	Sect-2	Speed	Sect-3	Speed	Laptime	Pit
1		100.2	44.580	89.4	23.472	123.8	1:44.755		8	30.204	102.5	45.255	84.2	23.028	125.1	1:38.487	
2	31.574	103.9	43.863	90.4	23.375	123.5	1:38.812		9	30.910	102.3	42.695	80.5	23.474	124.0	1:37.079	
3	30.848	104.9	43.895	81.9	23.324	123.8	1:38.067		10	29.641	104.7	42.717	86.9	23.593	120.4	1:35.951	
4	30.482	103.6	43.109	87.1	22.738	124.5	1:36.329		11	29.630	103.3	42.513	82.8	23.278	124.5	1:35.421	
5	30.376	102.6	42.903	86.2	23.043	124.2	1:36.322		12	30.734	106.2	41.907	89.8	22.993	120.2	1:35.634	
6	30.536	103.3	42.943	89.7	22.914	123.1	1:36.393		13	31.805	103.7	42.749	90.7	22.280	122.2	1:36.834	
7	30.159	103.7	42.446	84.0	23.069	122.9	1:35.674		14								

72 Stephen Weller (C) — March 722

lap	Sect-1	Speed	Sect-2	Speed	Sect-3	Speed	Laptime	Pit	lap	Sect-1	Speed	Sect-2	Speed	Sect-3	Speed	Laptime	Pit
1		97.0	43.902	94.1	44.065	115.3	2:05.998		7	31.275	100.5	47.266	79.6	23.345	124.2	1:41.886	
2	32.078	107.7	44.069	86.9	24.049	124.5	1:40.196		8	31.558	105.7	42.888	95.6	22.799	129.2	1:37.245	
3	30.768	103.4	43.842	92.3	22.703	129.2	1:37.313		9	31.044	109.7	43.918	90.7	22.921	127.8	1:37.883	
4	30.607	106.0	46.065	84.3	23.032	125.1	1:39.704		10	31.057	105.5	44.522	93.9	23.595	125.8	1:39.174	
5	31.941	97.6	45.148	89.4	23.587	126.3	1:40.676		11	31.738	83.1	45.871	92.2	23.388	127.5	1:40.997	
6	31.436	107.2	43.341	96.7	22.911	127.8	1:37.688		12	31.179	107.7	43.743	67.9	23.396	120.2	1:38.318	

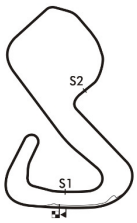

Session Start: 16:03:14 - Finish: 16:23:28
Weather/Track Conditions: Sunny / Dry
Circuit: Brands Hatch Grand Prix Circuit
Track Length: 3.916 Km - 2.4330 miles
Printed: 30-06-2018 - 16:26

Legends of Brands Hatch Superprix - 30 Jun - 1 Jul 2018

HSCC Derek Bell Trophy

Race 5 - Sector Analysis

74	Judy Lyons (F)								Gurney Eagle							
lap	Sect-1	Speed	Sect-2	Speed	Sect-3	Speed	Laptime	Pit	lap	Sect-1	Speed	Sect-2	Speed	Sect-3	Speed	Laptime	Pit
1		80.5	54.553	63.7	30.028	94.3	2:10.160		6	39.246	81.7	59.618	64.3	29.755	94.3	2:08.619	
2	39.033	70.1	56.397	64.0	29.814	92.1	2:05.244		7	40.957	63.8	1:01.142	56.3	32.767	93.4	2:14.866	
3	38.596	79.7	58.840	65.0	30.612	92.1	2:08.048		8	38.892	79.7	1:02.329	58.3	33.494	85.7	2:14.715	
4	38.680	79.6	1:01.271	59.9	30.624	94.4	2:10.575		9	40.021	77.8	56.636	62.4	32.310	79.0	2:08.967	
5	42.105	61.8	59.367	64.9	30.499	90.6	2:11.971		10	41.232	81.2	57.556	61.6	31.640	84.4	2:10.428	

94	Peter Brennan (B)								Brabham BT40							
lap	Sect-1	Speed	Sect-2	Speed	Sect-3	Speed	Laptime	Pit	lap	Sect-1	Speed	Sect-2	Speed	Sect-3	Speed	Laptime	Pit
1		81.9	46.568	89.7	24.344	118.5	1:50.580		7	31.733	97.6	47.560	79.8	25.068	116.7	1:44.361	
2	32.251	96.7	47.349	86.3	24.553	117.7	1:44.153		8	33.659	98.2	48.824	84.0	24.781	117.5	1:47.264	
3	31.969	94.7	46.086	85.4	24.258	118.7	1:42.313		9	32.593	98.3	47.007	82.9	25.415	118.1	1:45.015	
4	31.972	98.3	45.627	88.3	24.064	117.1	1:41.663		10	32.029	96.2	47.192	76.8	24.889	117.1	1:44.110	
5	31.854	98.2	45.479	85.6	24.152	118.5	1:41.485		11	32.150	94.8	46.353	85.1	25.664	117.3	1:44.167	
6	31.666	98.2	45.590	88.0	23.915	118.7	1:41.171		12	31.463	97.7	46.219	84.1	24.933	116.9	1:42.615	

110	Daniel Pyett (B)								Modus M1							
lap	Sect-1	Speed	Sect-2	Speed	Sect-3	Speed	Laptime	Pit	lap	Sect-1	Speed	Sect-2	Speed	Sect-3	Speed	Laptime	Pit
1		106.0	42.123	88.0	22.419	124.7	1:38.402		8	29.495	107.9	41.023	87.9	22.022	125.1	1:32.540	
2	31.227	103.9	41.925	88.0	22.454	125.4	1:35.606		9	29.299	108.1	40.653	88.7	22.223	126.3	1:32.175	
3	30.070	108.6	41.677	83.6	22.329	126.1	1:34.076		10	29.414	106.5	40.909	94.8	22.305	126.1	1:32.628	
4	29.807	108.1	41.217	85.0	22.404	125.1	1:33.428		11	30.178	100.2	42.911	89.8	23.205	124.7	1:36.294	
5	29.570	108.4	40.482	88.4	22.406	124.9	1:32.458		12	29.778	108.1	40.705	95.7	22.617	126.8	1:33.100	
6	29.375	108.4	40.287	92.8	22.452	124.5	1:32.114		13	30.140	91.4	41.039	93.1	22.128	124.5	1:33.307	
7	29.273	107.9	40.312	90.5	21.933	125.4	1:31.518		14								

121	Lorraine Gathercole (A)								March 712							
lap	Sect-1	Speed	Sect-2	Speed	Sect-3	Speed	Laptime	Pit	lap	Sect-1	Speed	Sect-2	Speed	Sect-3	Speed	Laptime	Pit
1		90.1	45.894	89.1	23.986	124.9	1:49.153		5	32.308	100.2	45.669	80.5	24.194	119.0	1:42.171	
2	33.377	97.7	45.652	87.8	24.055	121.5	1:43.084		6	32.660	102.2	44.552	90.5	23.573	125.6	1:40.785	
3	32.897	100.3	45.089	89.9	24.271	123.8	1:42.257		7	32.237	99.9	47.180	79.9	24.493	122.0	1:43.910	
4	33.065	97.7	44.915	87.9	24.129	123.5	1:42.109		8								

134	Peter Finnigan (H)								Van Diemen RF82							
lap	Sect-1	Speed	Sect-2	Speed	Sect-3	Speed	Laptime	Pit	lap	Sect-1	Speed	Sect-2	Speed	Sect-3	Speed	Laptime	Pit
1		81.7	48.431	80.4	25.532	107.7	1:54.913		7	33.805	87.9	49.101	78.7	25.548	108.1	1:48.454	
2	33.829	88.2	48.706	79.0	25.201	109.7	1:47.736		8	32.904	86.1	47.915	80.6	25.977	108.4	1:46.796	
3	33.221	85.9	48.981	79.3	25.528	109.8	1:47.730		9	32.747	88.9	48.560	75.1	26.743	103.7	1:48.050	
4	33.324	88.5	49.437	77.3	25.499	108.6	1:48.260		10	34.861	90.0	49.094	80.4	25.316	108.6	1:49.271	
5	33.233	88.9	49.785	76.9	25.529	109.1	1:48.547		11	33.052	88.8	48.827	81.0	25.834	103.6	1:47.713	
6	34.073	87.8	48.421	80.3	25.530	108.2	1:48.024		12	33.198	85.7	48.386	82.0	25.613	108.1	1:47.197	

144	Marc Mercer (B)								March 73B							
lap	Sect-1	Speed	Sect-2	Speed	Sect-3	Speed	Laptime	Pit	lap	Sect-1	Speed	Sect-2	Speed	Sect-3	Speed	Laptime	Pit
1		106.0	41.689	94.0	21.733	126.8	1:35.949		8	29.033	108.1	41.350	92.6	22.053	124.0	1:32.436	
2	28.634	108.8	40.758	95.1	22.007	127.0	1:31.399		9	28.711	108.1	41.258	92.3	23.635	124.0	1:33.604	
3	28.784	107.4	40.830	94.7	21.584	127.0	1:31.198		10	29.159	105.4	43.351	92.6	22.211	124.9	1:34.721	
4	29.162	101.9	41.178	95.3	21.946	126.6	1:32.286		11	28.861	107.9	42.911	88.9	22.761	124.5	1:34.533	
5	28.533	109.1	40.661	94.4	21.843	125.4	1:31.037		12	29.126	106.9	42.760	95.5	22.314	124.2	1:34.200	
6	29.453	101.7	41.246	92.0	21.754	125.6	1:32.453		13	28.764	109.0	41.461	92.0	22.104	124.0	1:32.329	
7	28.790	107.7	41.193	95.1	22.210	124.2	1:32.193		14	29.143	105.2	41.630	92.7	22.839	123.3	1:33.612	

155	Frank Lyons (F)								Lola T332							
lap	Sect-1	Speed	Sect-2	Speed	Sect-3	Speed	Laptime	Pit	lap	Sect-1	Speed	Sect-2	Speed	Sect-3	Speed	Laptime	Pit
1		92.1	44.729	84.0	22.734	135.7	1:43.378		8	30.813	102.8	45.183	89.8	23.785	127.3	1:39.781	
2	29.988	103.3	43.616	87.2	23.535	129.5	1:37.139		9	30.437	105.9	42.699	85.7	22.738	129.7	1:35.874	
3	30.958	99.2	43.465	87.7	22.995	135.7	1:37.418		10	30.560	108.4	41.937	84.9	23.154	129.7	1:35.651	
4	31.024	104.1	43.570	83.2	22.538	133.9	1:37.132		11	30.581	102.8	43.291	90.7	23.285	126.8	1:37.157	
5	30.832	108.4	43.453	86.9	22.611	130.7	1:36.896		12	32.883	90.5	42.751	93.2	24.119	104.5	1:39.753	
6	30.388	109.5	42.122	90.0	22.974	132.0	1:35.484		13	31.415	107.4	41.991	87.6	22.931	117.9	1:36.337	
7	31.083	103.0	42.759	92.0	22.958	127.8	1:36.800		14								

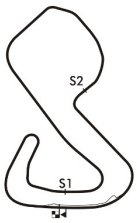

Session Start: 16:03:14 - Finish: 16:23:28
Weather/Track Conditions: Sunny / Dry
Circuit: Brands Hatch Grand Prix Circuit
Track Length: 3.916 Km - 2.4330 miles
Printed: 30-06-2018 - 16:26

Legends of Brands Hatch Superprix - 30 Jun - 1 Jul 2018

HSCC Derek Bell Trophy

Race 5 - Best Sector Times

	SECTOR 1			SECTOR 2			SECTOR 3		
	NO	TIME	LAP	NO	TIME	LAP	NO	TIME	LAP
1	42	27.724	3	15	39.012	9	34	20.576	8
2	15	27.875	10	34	39.058	4	7	20.755	7
3	7	27.924	3	42	39.060	9	15	21.090	12
4	34	27.964	9	7	39.265	4	17	21.123	8
5	144	28.533	5	17	39.926	12	42	21.315	14
6	17	28.597	11	110	40.287	6	144	21.584	3
7	31	29.204	6	144	40.661	5	110	21.933	7
8	110	29.273	7	31	40.895	5	61	22.110	5
9	61	29.312	6	61	41.045	5	71	22.280	13
10	71	29.630	11	49	41.705	11	31	22.306	5
11	41	29.833	7	71	41.907	12	155	22.538	4
12	49	29.841	8	155	41.937	10	49	22.550	11
13	155	29.988	2	44	42.310	10	44	22.579	7
14	44	30.192	10	41	42.722	13	72	22.703	3
15	2	30.458	10	72	42.888	8	41	22.771	7
16	72	30.607	4	56	43.476	4	2	23.166	4
17	56	30.715	9	55	43.768	4	56	23.491	7
18	55	31.061	3	121	44.552	6	121	23.573	6
19	94	31.463	12	94	45.479	5	55	23.627	4
20	121	32.237	7	2	45.532	9	94	23.915	6
21	134	32.747	9	134	47.915	8	134	25.201	2
22	51	33.188	8	51	48.182	10	32	25.484	11
23	32	34.105	11	32	48.485	11	51	25.765	6
24	74	38.596	3	74	54.553	1	74	29.755	6
25	64			64			64	11:40.709	0

IDEAL / BEST LAP COMPARISON

NO	NAME	BEST	IN	IDEAL	DIFF
64	Michael Lyons	1:24.503	3		+
15	Matthew Wrigley	1:28.168	9	1:27.977	+0.191
34	Gregory Thornton	1:28.241	4	1:27.598	+0.643
42	Mark Charteris	1:28.623	9	1:28.099	+0.524
7	Neil Glover	1:28.695	11	1:27.944	+0.751
17	Michael Bletsoe-Brov	1:30.235	8	1:29.646	+0.589
144	Marc Mercer	1:31.037	5	1:30.778	+0.259
110	Daniel Pyett	1:31.518	7	1:31.493	+0.025
31	Rob Wainwright	1:32.534	5	1:32.405	+0.129
61	Steve Worrad	1:32.607	5	1:32.467	+0.140
49	Keith Norris	1:34.624	9	1:34.096	+0.528
44	Iain Rowley	1:35.239	10	1:35.081	+0.158
41	David Mercer	1:35.378	7	1:35.326	+0.052
71	Paul Tonkin	1:35.421	11	1:33.817	+1.604
155	Frank Lyons	1:35.484	6	1:34.463	+1.021
72	Stephen Weller	1:37.245	8	1:36.198	+1.047
56	Ben Stiles	1:38.043	4	1:37.682	+0.361
55	Jon Finch	1:38.621	3	1:38.456	+0.165
2	Daniel Clayfield	1:39.598	9	1:39.156	+0.442
94	Peter Brennan	1:41.171	6	1:40.857	+0.314
134	Peter Finnigan	1:46.796	8	1:45.863	+0.933
32	Adam Simmonds	1:48.074	11	1:48.074	+0.000
121	Lorraine Gathercole	1:40.785	6	1:40.362	+0.423
51	Steven Connor	1:48.914	10	1:47.135	+1.779
74	Judy Lyons	2:05.244	2	2:02.904	+2.340

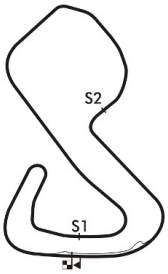

Session Start: 16:03:14 - Finish: 16:23:28
Weather/Track Conditions: Sunny / Dry
Circuit: Brands Hatch Grand Prix Circuit
Track Length: 3.916 Km - 2.4330 miles

Printed: 30-06-2018 - 16:26

Legends of Brands Hatch Superprix - 30 Jun - 1 Jul 2018

HSCC Derek Bell Trophy

Race 5 - Best Sector Speeds

	NO	SECTOR 1	MPH	NO	SECTOR 2	MPH	NO	SECTOR 3	MPH
1	34	Gregory Thornton	116.9	15	Matthew Wrigley	103.8	7	Neil Glover	147.0
2	7	Neil Glover	115.5	42	Mark Charteris	102.4	34	Gregory Thornton	146.7
3	17	Michael Bletsoe-Brown	114.7	34	Gregory Thornton	97.9	155	Frank Lyons	135.7
4	42	Mark Charteris	114.5	17	Michael Bletsoe-Brown	96.8	42	Mark Charteris	133.6
5	61	Steve Worrad	111.8	56	Ben Stiles	96.7	17	Michael Bletsoe-Brown	132.8
6	15	Matthew Wrigley	109.7	72	Stephen Weller	96.7	2	Daniel Clayfield	129.5
7	72	Stephen Weller	109.7	61	Steve Worrad	96.6	72	Stephen Weller	129.2
8	155	Frank Lyons	109.5	110	Daniel Pyett	95.7	15	Matthew Wrigley	127.0
9	144	Marc Mercer	109.1	7	Neil Glover	95.5	144	Marc Mercer	127.0
10	110	Daniel Pyett	108.6	144	Marc Mercer	95.5	110	Daniel Pyett	126.8
11	31	Rob Wainwright	107.2	49	Keith Norris	93.2	44	Iain Rowley	125.8
12	71	Paul Tonkin	106.2	155	Frank Lyons	93.2	121	Lorraine Gathercole	125.6
13	44	Iain Rowley	105.9	71	Paul Tonkin	90.7	71	Paul Tonkin	125.1
14	41	David Mercer	104.9	41	David Mercer	90.5	61	Steve Worrad	124.9
15	49	Keith Norris	103.9	121	Lorraine Gathercole	90.5	41	David Mercer	124.7
16	121	Lorraine Gathercole	102.2	31	Rob Wainwright	90.1	31	Rob Wainwright	124.2
17	2	Daniel Clayfield	102.0	2	Daniel Clayfield	90.0	49	Keith Norris	123.3
18	55	Jon Finch	100.5	94	Peter Brennan	89.7	32	Adam Simmonds	119.2
19	56	Ben Stiles	100.0	55	Jon Finch	87.7	55	Jon Finch	119.0
20	94	Peter Brennan	98.3	44	Iain Rowley	86.7	94	Peter Brennan	118.7
21	51	Steven Connor	91.2	51	Steven Connor	83.1	56	Ben Stiles	115.9
22	134	Peter Finnigan	90.0	134	Peter Finnigan	82.0	134	Peter Finnigan	109.8
23	32	Adam Simmonds	89.2	32	Adam Simmonds	81.5	51	Steven Connor	108.8
24	74	Judy Lyons	81.7	74	Judy Lyons	65.0	74	Judy Lyons	94.4
25	64	Michael Lyons	0.0	64	Michael Lyons	0.0	64	Michael Lyons	0.0

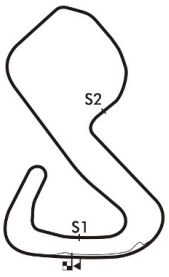

Session Start: 16:03:14 - Finish: 16:23:28
Weather/Track Conditions: Sunny / Dry
Circuit: Brands Hatch Grand Prix Circuit
Track Length: 3.916 Km - 2.4330 miles

Legends of Brands Hatch Superprix - 30 Jun - 1 Jul 2018

HSCC Derek Bell Trophy

Race 5 - Lap Chart

Lap 1			Lap 2			Lap 3			Lap 4			Lap 5			Lap 6		
NO	Behind	Laptime	NO	Behind	Laptime	NO	Behind	Laptime	NO	Behind	Laptime	NO	Behind	Laptime	NO	Behind	Laptime
64		1:26.231	64		1:24.983	64		1:24.503	64		1:24.760	64		1:26.473	64		1:28.063
7	4.907	1:31.138	7	8.821	1:28.897	7	13.213	1:28.895	32	1 LAP	1:51.628	134	1 LAP	1:48.260	121	1 LAP	1:42.171
42	5.593	1:31.824	42	9.719	1:29.109	42	14.037	1:28.821	7	17.374	1:28.921	7	21.701	1:30.800	94	1 LAP	1:41.485
34	7.170	1:33.401	34	10.434	1:28.247	34	14.734	1:28.803	34	18.215	1:28.241	34	22.345	1:30.603	2	1 LAP	1:41.094
15	8.254	1:34.485	15	12.501	1:29.230	15	16.365	1:28.367	42	18.276	1:28.999	42	22.406	1:30.603	72	1 LAP	1:40.676
17	8.708	1:34.939	17	15.399	1:31.674	17	21.796	1:30.900	15	20.283	1:28.678	15	23.335	1:29.525	7	23.654	1:30.016
144	9.718	1:35.949	144	16.134	1:31.399	144	22.829	1:31.198	17	28.197	1:31.161	51	1 LAP	1:56.665	34	23.806	1:29.524
110	12.171	1:38.402	61	22.547	1:34.638	61	32.339	1:34.295	144	30.355	1:32.286	32	1 LAP	1:53.687	42	24.910	1:30.567
61	12.892	1:39.123	110	22.794	1:35.606	110	32.367	1:34.076	110	41.035	1:33.428	17	32.440	1:30.716	15	25.315	1:30.043
41	15.368	1:41.599	31	24.801	1:34.291	31	33.337	1:33.039	61	42.289	1:34.710	144	34.919	1:31.037	134	1 LAP	1:48.547
31	15.493	1:41.724	155	29.303	1:37.139	155	42.218	1:37.418	31	42.790	1:34.213	110	47.020	1:32.458	17	35.133	1:30.756
155	17.147	1:43.378	41	29.893	1:39.508	41	43.155	1:37.765	74	1 LAP	2:08.048	61	48.423	1:32.607	144	39.309	1:32.453
44	18.230	1:44.461	44	31.421	1:38.174	44	45.409	1:38.491	155	54.590	1:37.132	31	48.851	1:32.534	110	51.071	1:32.114
71	18.524	1:44.755	71	32.353	1:38.812	71	45.917	1:38.067	41	55.571	1:37.176	155	1:05.013	1:36.896	51	1 LAP	1:53.031
49	20.893	1:47.124	49	35.741	1:39.831	49	48.443	1:37.205	44	57.004	1:36.355	41	1:05.905	1:36.807	61	53.066	1:32.706
56	21.710	1:47.941	56	36.958	1:40.231	56	51.192	1:38.737	71	57.486	1:36.329	44	1:06.368	1:35.837	32	1 LAP	1:53.252
55	22.060	1:48.291	55	37.799	1:40.722	55	51.917	1:38.621	49	1:01.158	1:37.475	71	1:07.335	1:36.322	31	53.409	1:32.621
121	22.922	1:49.153	121	41.023	1:43.084	121	58.777	1:42.257	56	1:04.475	1:38.043	49	1:11.776	1:37.091	155	1:12.434	1:35.484
94	24.349	1:50.580	94	43.519	1:44.153	94	1:01.329	1:42.313	55	1:06.105	1:38.948	56	1:17.010	1:39.008	44	1:15.025	1:36.720
2	25.796	1:52.027	2	45.476	1:44.663	2	1:03.101	1:42.128	121	1:16.126	1:42.109	55	1:19.579	1:39.947	71	1:15.665	1:36.393
134	28.682	1:54.913	134	51.435	1:47.736	72	1:07.790	1:37.313	94	1:18.232	1:41.663	74	1 LAP	2:10.575	41	1:16.633	1:38.791
51	31.363	1:57.594	72	54.980	1:40.196	134	1:14.662	1:47.730	2	1:22.166	1:43.825				49	1:20.004	1:36.291
32	32.148	1:58.379	51	56.760	1:50.380	51	1:21.544	1:49.287	72	1:22.734	1:39.704						
72	39.767	2:05.998	32	58.553	1:51.388												
74	43.929	2:10.160	74	1:24.190	2:05.244												

Session Start: 16:03:14 - Finish: 16:23:28
Weather/Track Conditions: Sunny / Dry
Circuit: Brands Hatch Grand Prix Circuit
Track Length: 3.916 Km - 2.4330 miles
Printed: 30-06-2018 - 16:27

Legends of Brands Hatch Superprix - 30 Jun - 1 Jul 2018

HSCC Derek Bell Trophy

Race 5 - Lap Chart

Lap 7			Lap 8			Lap 9			Lap 10			Lap 11			Lap 12		
NO	Behind	Laptime	NO	Behind	Laptime	NO	Behind	Laptime	NO	Behind	Laptime	NO	Behind	Laptime	NO	Behind	Laptime
64		1:26.504	64		1:26.730	64		1:32.856	64		1:25.349	64		1:25.885	64		1:26.012
56	1 LAP	1:38.622	49	1 LAP	1:37.056	155	1 LAP	1:39.781	134	2 LAPS	1:46.796	61	1 LAP	1:36.107	94	2 LAPS	1:44.110
55	1 LAP	1:39.499	56	1 LAP	1:38.448	44	1 LAP	1:38.842	155	1 LAP	1:35.874	155	1 LAP	1:35.651	74	4 LAPS	2:14.715
121	1 LAP	1:40.785	55	1 LAP	1:39.071	71	1 LAP	1:38.487	44	1 LAP	1:36.485	44	1 LAP	1:35.239	61	1 LAP	1:35.111
94	1 LAP	1:41.171	7	30.346	1:30.588	41	1 LAP	1:38.683	71	1 LAP	1:37.079	71	1 LAP	1:35.951	155	1 LAP	1:37.157
72	1 LAP	1:37.688	34	31.008	1:30.836	49	1 LAP	1:37.816	41	1 LAP	1:36.851	41	1 LAP	1:35.889	44	1 LAP	1:36.815
2	1 LAP	1:42.034	42	32.297	1:31.119	32	2 LAPS	1:52.381	49	1 LAP	1:34.624	134	2 LAPS	1:48.050	71	1 LAP	1:35.421
7	26.488	1:29.338	15	33.639	1:31.676	51	2 LAPS	1:52.579	7	32.279	1:30.831	49	1 LAP	1:35.237	49	1 LAP	1:35.238
34	26.902	1:29.600	72	1 LAP	1:41.886	56	1 LAP	1:38.385	34	32.567	1:30.977	7	35.089	1:28.695	41	1 LAP	1:36.982
42	27.908	1:29.502	121	1 LAP	1:43.910	55	1 LAP	1:39.561	56	1 LAP	1:39.794	34	35.582	1:28.900	7	38.083	1:29.006
15	28.693	1:29.882	94	1 LAP	1:44.361	7	26.797	1:29.307	42	33.029	1:30.314	42	36.533	1:29.389	34	38.349	1:28.779
17	39.150	1:30.521	2	1 LAP	1:42.612	34	26.939	1:28.787	15	33.844	1:30.242	15	37.259	1:29.300	42	39.262	1:28.741
74	2 LAPS	2:11.971	17	42.655	1:30.235	42	28.064	1:28.623	51	2 LAPS	1:49.198	56	1 LAP	1:38.617	15	40.701	1:29.454
144	44.998	1:32.193	144	50.704	1:32.436	15	28.951	1:28.168	32	2 LAPS	1:52.127	17	52.980	1:31.689	134	2 LAPS	1:49.271
134	1 LAP	1:48.024	110	1:01.895	1:32.540	72	1 LAP	1:37.245	55	1 LAP	1:44.233	55	1 LAP	1:42.577	17	57.608	1:30.640
110	56.085	1:31.518	31	1:07.822	1:33.523	17	41.807	1:32.008	74	3 LAPS	2:14.866	32	2 LAPS	1:51.976	56	1 LAP	1:38.856
31	1:01.029	1:34.124	61	1:14.976	1:36.186	2	1 LAP	1:42.078	17	47.176	1:30.718	51	2 LAPS	1:56.343	55	1 LAP	1:39.523
61	1:05.520	1:38.958	134	1 LAP	1:48.454	144	51.452	1:33.604	72	1 LAP	1:37.883	72	1 LAP	1:39.174	144	1:17.660	1:34.200
32	1 LAP	1:49.700	74	2 LAPS	2:08.619	94	1 LAP	1:47.264	144	1:00.824	1:34.721	144	1:09.472	1:34.533	72	1 LAP	1:40.997
51	1 LAP	1:51.574				110	1:01.214	1:32.175	2	1 LAP	1:39.598	2	1 LAP	1:40.957	32	2 LAPS	1:49.590
155	1:22.730	1:36.800				31	1:08.341	1:33.375	110	1:08.493	1:32.628	110	1:18.902	1:36.294	110	1:25.990	1:33.100
44	1:24.106	1:35.585				61	1:17.312	1:35.192	94	1 LAP	1:45.015	31	1:25.333	1:34.899	51	2 LAPS	1:48.914
71	1:24.835	1:35.674							31	1:16.319	1:33.327						
41	1:25.507	1:35.378															

Session Start: 16:03:14 - Finish: 16:23:28
Weather/Track Conditions: Sunny / Dry
Circuit: Brands Hatch Grand Prix Circuit
Track Length: 3.916 Km - 2.4330 miles
Printed: 30-06-2018 - 16:27

MST
Results: www.mstworld.com. Live Timing: https://livetiming.getraceresults.com/mst. Email: timing@mstworld.com

Legends of Brands Hatch Superprix - 30 Jun - 1 Jul 2018

HSCC Derek Bell Trophy

Race 5 - Lap Chart

Lap 13			Lap 14		
NO	Behind	Laptime	NO	Behind	Laptime
64		1:28.091	64		1:27.581
31	1 LAP	1:35.013	72	2 LAPS	1:38.318
2	2 LAPS	1:41.985	110	1 LAP	1:33.307
61	1 LAP	1:35.568	31	1 LAP	1:35.257
94	2 LAPS	1:44.167	32	3 LAPS	1:48.074
71	1 LAP	1:35.634	2	2 LAPS	1:42.448
44	1 LAP	1:37.171	61	1 LAP	1:36.297
7	43.743	1:33.751	94	2 LAPS	1:42.615
34	44.570	1:34.312	7	46.428	1:30.266
42	45.335	1:34.164	34	46.590	1:29.601
15	45.614	1:33.004	42	47.720	1:29.966
155	1 LAP	1:39.753	15	48.765	1:30.732
74	4 LAPS	2:08.967	71	1 LAP	1:36.834
49	1 LAP	1:38.388	44	1 LAP	1:37.663
41	1 LAP	1:40.122	155	1 LAP	1:36.337
17	1:01.120	1:31.603	49	1 LAP	1:36.182
134	2 LAPS	1:47.713	41	1 LAP	1:36.609
56	1 LAP	1:39.145	17	1:05.386	1:31.847
144	1:21.898	1:32.329	56	1 LAP	1:39.054
55	1 LAP	1:40.682	144	1:27.929	1:33.612
			134	2 LAPS	1:47.197
			74	4 LAPS	2:10.428
			55	1 LAP	1:39.110

Session Start: 16:03:14 - Finish: 16:23:28
Weather/Track Conditions: Sunny / Dry
Circuit: Brands Hatch Grand Prix Circuit
Track Length: 3.916 Km - 2.4330 miles
Printed: 30-06-2018 - 16:27

Legends of Brands Hatch Superprix - 30 Jun - 1 Jul 2018

HSCC Derek Bell Trophy

Race 12 - Starting Grid

Sheet No:

Start Time : 14:00 - Heat Duration : 20 Minutes

ROW							
13	25	121	Lorraine Gathercole				
12	23	51	Steven Connor	24	74	Judy Lyons	
11	21	134	Peter Finnigan	22	32	Adam Simmonds	
10	19	2	Daniel Clayfield	20	94	Peter Brennan	
9	17	55	Jon Finch	18	72	Stephen Weller	
8	15	41	David Mercer	16	56	Ben Stiles	
7	13	155	Frank Lyons	14	49	Keith Norris	
6	11	71	Paul Tonkin	12	44	Iain Rowley	
5	9	31	Rob Wainwright	10	61	Steve Worrad	
4	7	144	Marc Mercer	8	110	Daniel Pyett	
3	5	15	Matthew Wrigley	6	17	Michael Bletsoe-Brown	
2	3	34	Gregory Thornton	4	42	Mark Charteris	
1	1	64	Michael Lyons	2	7	Neil Glover	

Pole Right

Circuit: Brands Hatch Grand Prix Circuit
Track Length: 3.916 Km - 2.4330 miles

These results are provisional until the conclusion of any judicial and technical matters.

Clerk of the Course:	Timekeeper:	Issued at:
	Nick Palmer	

MST

Printed : 30-06-2018 - 16:29

Legends of Brands Hatch Superprix - 30 Jun - 1 Jul 2018

HSCC Derek Bell Trophy

Race 12 - Classification

Sheet No:

POS	NO	DRIVER/S	CLASS	CLASS POS	CAR MAKE / MODEL	TIME	LAPS	GAP	DIFF	MPH	BEST	ON
1	64	Michael Lyons	F	1	Lola T400	20:17.124	14	-- 14 laps		100.7	1:25.156	12
2	34	Gregory Thornton	E	1	Surtees TS11	20:51.293	14	34.169	34.169	98.00	1:27.607	9
3	42	Mark Charteris	C	1	March 742	20:53.753	14	36.629	2.460	97.80	1:28.076	9
4	15	Matthew Wrigley	B	1	March 79B	20:59.315	14	42.191	5.562	97.37	1:28.322	9
5	7	Neil Glover	F	2	Chevron B37	21:05.939	14	48.815	6.624	96.86	1:28.269	9
6	17	Michael Bletsoe-Brown	C	2	Chevron B27	21:27.610	14	1:10.486	21.671	95.23	1:30.607	12
7	61	Steve Worrad	B	2	Chevron B49-01 FA	21:37.124	14	1:20.000	9.514	94.53	1:31.233	8
8	31	Rob Wainwright	B	3	Crossle 18F	21:40.244	14	1:23.120	3.120	94.31	1:31.845	12
9	144	Marc Mercer	B	4	March 73B	20:22.559	13	-- 13 laps	15.095	93.13	1:32.083	4
10	155	Frank Lyons	F	3	Lola T332	20:51.036	13	28.477	28.477	91.01	1:34.227	11
11	110	Daniel Pyett	B	5	Modus M1	20:51.380	13	28.821	0.344	90.99	1:33.224	3
12	71	Paul Tonkin	B	6	Chevron B29	20:58.875	13	36.316	7.495	90.45	1:34.880	11
13	41	David Mercer	B	7	March 78B	21:02.576	13	40.017	3.701	90.18	1:35.378	11
14	44	Iain Rowley	B	8	March 79B	21:25.069	13	1:02.510	22.493	88.60	1:36.470	9
15	2	Daniel Clayfield	C	3	March 722	21:32.485	13	1:09.926	7.416	88.09	1:37.044	6
16	55	Jon Finch	A	1	Ralt RT1	21:35.514	13	1:12.955	3.029	87.89	1:37.825	11
17	56	Ben Stiles	H	1	Van Diemen RF82	21:36.049	13	1:13.490	0.535	87.85	1:37.880	13
18	94	Peter Brennan	B	9	Brabham BT40	20:28.948	12	-- 12 laps	30.779	85.52	1:40.253	4
19	134	Peter Finnigan	H	2	Van Diemen RF82	21:52.172	12	1:23.224	1:23.224	80.09	1:46.898	7
20	49	Keith Norris	B	10	Chevron B49	21:59.838	12	1:30.890	7.666	79.63	1:47.175	11
21	32	Adam Simmonds	E	2	Lola T142	20:39.739	11	-- 11 laps	27.552	77.71	1:48.221	11
22	51	Steven Connor	H	3	Van Diemen RF82	20:18.821	10	-- 10 laps	1:27.303	71.86	1:58.910	8
		---------- NOT CLASSIFIED ----------										
DNC	74	Judy Lyons	F		Gurney Eagle	21:40.013	10	1:21.192	1:21.192	67.37	2:00.016	2
DNF	72	Stephen Weller	C		March 722	11:35.900	7	-- 7 laps --		88.10	1:36.479	6

---------- FASTEST LAP SUMMARY ----------

NO	DRIVER/S	CLASS	CAR MAKE / MODEL	FASTEST LAP	ON	MPH
64	Michael Lyons	F	Lola T400	1:25.156	12	102.86
34	Gregory Thornton	E	Surtees TS11	1:27.607	9	99.98
42	Mark Charteris	C	March 742	1:28.076	9	99.45
15	Matthew Wrigley	B	March 79B	1:28.322	9	99.17
55	Jon Finch	A	Ralt RT1	1:37.825	11	89.54
56	Ben Stiles	H	Van Diemen RF82	1:37.880	13	89.48

Car 121 - non starter.

Session Start: 13:59:44 - Finish: 14:20:01
Weather/Track Conditions: Sunny / Dry
Circuit: Brands Hatch Grand Prix Circuit
Track Length: 3.916 Km - 2.4330 miles

These results are provisional until the conclusion of any judicial and technical matters.

Clerk of the Course:	Timekeeper:	Issued at:
	Nick Palmer	

MST

Printed: 01-07-2018 - 14:23

Legends of Brands Hatch Superprix - 30 Jun - 1 Jul 2018

HSCC Derek Bell Trophy

Race 12 - Sector Analysis

2	Daniel Clayfield (C)								March 722								
lap	Sect-1	Speed	Sect-2	Speed	Sect-3	Speed	Laptime	Pit	lap	Sect-1	Speed	Sect-2	Speed	Sect-3	Speed	Laptime	Pit
1				90.3	22.894	116.9	1:46.965		8	30.780	93.8	46.662	77.0	23.991	124.7	1:41.433	
2	31.569	99.8	46.937	92.0	22.772	128.7	1:41.278		9	30.660	103.3	45.481	91.2	23.062	128.0	1:39.203	
3	30.464	101.4	45.069	93.4	22.512	129.2	1:38.045		10	30.288	103.4	44.399	82.1	22.872	127.8	1:37.559	
4	30.671	105.4	43.967	92.0	23.439	129.5	1:38.077		11	30.144	101.9	44.291	92.2	22.806	125.8	1:37.241	
5	30.532	104.1	45.429	83.9	23.201	127.8	1:39.162		12	31.684	100.5	45.703	84.3	22.815	128.2	1:40.202	
6	30.426	103.1	43.413	84.5	23.205	125.8	1:37.044		13	30.218	104.1	44.891	80.5	23.540	124.9	1:38.649	
7	30.309	103.1	43.983	94.3	23.335	129.2	1:37.627		14								

7	Neil Glover (F)								Chevron B37								
lap	Sect-1	Speed	Sect-2	Speed	Sect-3	Speed	Laptime	Pit	lap	Sect-1	Speed	Sect-2	Speed	Sect-3	Speed	Laptime	Pit
1				91.1	21.482	144.8	1:31.807		8	28.133	110.6	39.493	93.7	21.160	144.8	1:28.786	
2	28.304	107.2	39.040	91.7	21.280	146.1	1:28.624		9	28.819	115.9	38.862	92.5	20.588	146.7	1:28.269	
3	28.353	114.7	39.453	93.9	21.213	145.4	1:29.019		10	28.205	112.6	40.783	90.0	22.005	141.2	1:30.993	
4	28.763	113.4	39.895	88.4	21.208	144.2	1:29.866		11	28.291	115.5	39.486	90.0	20.921	146.4	1:28.698	
5	29.277	107.6	40.392	94.4	21.833	141.2	1:31.502		12	28.404	116.5	38.901	92.1	21.432	145.1	1:28.737	
6	28.475	111.7	40.441	91.8	21.147	145.4	1:30.063		13	28.270	109.5	52.279	96.7	20.934	146.1	1:41.483	
7	28.342	108.8	39.979	88.9	21.492	145.4	1:29.813		14	28.422	115.3	38.840	93.6	21.017	128.5	1:28.279	

15	Matthew Wrigley (B)								March 79B								
lap	Sect-1	Speed	Sect-2	Speed	Sect-3	Speed	Laptime	Pit	lap	Sect-1	Speed	Sect-2	Speed	Sect-3	Speed	Laptime	Pit
1				94.4	21.479	124.9	1:33.864		8	27.928	109.7	39.331	98.1	21.438	126.1	1:28.697	
2	28.236	108.1	39.733	97.2	21.345	126.3	1:29.314		9	28.030	109.5	39.078	102.1	21.214	126.3	1:28.322	
3	28.289	107.9	39.647	96.8	21.372	125.6	1:29.308		10	28.082	108.6	40.561	95.5	23.435	122.4	1:32.078	
4	28.485	107.6	40.273	97.7	21.453	124.9	1:30.211		11	28.144	108.6	39.850	100.9	21.226	125.8	1:29.220	
5	28.231	108.1	39.760	99.4	21.364	125.8	1:29.355		12	28.274	108.3	40.161	102.2	21.203	126.6	1:29.638	
6	28.574	108.4	40.083	92.8	21.842	126.6	1:30.499		13	28.291	107.7	39.472	103.3	21.317	125.8	1:29.080	
7	28.171	108.8	39.560	90.5	22.344	125.8	1:30.075		14	28.022	108.6	40.248	101.2	21.384	125.8	1:29.654	

17	Michael Bletsoe-Brown (C)								Chevron B27								
lap	Sect-1	Speed	Sect-2	Speed	Sect-3	Speed	Laptime	Pit	lap	Sect-1	Speed	Sect-2	Speed	Sect-3	Speed	Laptime	Pit
1				87.7	21.608	132.3	1:35.081		8	29.275	110.2	40.257	91.7	21.551	131.5	1:31.083	
2	29.477	110.2	40.609	92.2	21.832	132.5	1:31.918		9	29.299	112.0	40.557	95.3	21.411	130.5	1:31.267	
3	29.781	106.2	41.078	87.8	21.552	132.5	1:32.411		10	29.310	109.5	40.496	90.0	21.908	131.0	1:31.714	
4	29.927	108.6	40.405	91.6	21.800	130.5	1:32.132		11	28.741	115.3	41.883	94.4	21.659	130.7	1:32.283	
5	29.579	112.8	40.675	93.7	21.906	130.7	1:32.160		12	29.083	113.2	40.179	94.8	21.345	132.5	1:30.607	
6	29.251	111.8	40.792	86.7	21.788	131.0	1:31.831		13	28.835	112.8	42.215	96.0	21.583	132.8	1:32.633	
7	29.297	109.1	40.770	89.5	21.655	131.2	1:31.722		14	28.671	111.8	40.720	94.7	21.377	131.2	1:30.768	

31	Rob Wainwright (B)								Crossle 18F								
lap	Sect-1	Speed	Sect-2	Speed	Sect-3	Speed	Laptime	Pit	lap	Sect-1	Speed	Sect-2	Speed	Sect-3	Speed	Laptime	Pit
1				90.3	22.523	122.4	1:37.525		8	29.051	105.4	41.258	90.1	22.117	121.1	1:32.426	
2	29.643	105.2	41.082	86.7	22.357	122.9	1:33.082		9	29.039	107.4	41.208	91.3	22.091	121.1	1:32.338	
3	29.561	104.4	41.084	85.6	22.375	121.8	1:33.020		10	28.954	105.7	40.963	91.6	22.171	122.2	1:32.088	
4	29.374	106.9	40.851	84.7	22.312	121.5	1:32.537		11	29.151	106.7	41.586	92.8	22.418	122.0	1:33.155	
5	29.178	106.5	40.631	86.2	22.168	121.1	1:31.977		12	29.115	106.4	40.582	90.5	22.148	121.3	1:31.845	
6	29.820	106.0	40.891	86.9	22.141	120.9	1:32.852		13	29.132	105.2	40.988	89.2	22.429	121.8	1:32.549	
7	29.227	106.4	40.698	88.9	22.145	121.5	1:32.070		14	29.167	106.4	41.143	87.2	22.470	121.1	1:32.780	

32	Adam Simmonds (E)								Lola T142								
lap	Sect-1	Speed	Sect-2	Speed	Sect-3	Speed	Laptime	Pit	lap	Sect-1	Speed	Sect-2	Speed	Sect-3	Speed	Laptime	Pit
1		78.0	52.365	71.0	26.840	107.0	2:03.798		7	34.765	86.4	49.734	76.8	26.541	107.9	1:51.040	
2	36.745	74.2	51.877	65.3	26.649	109.3	1:55.271		8	34.549	86.5	49.808	70.4	25.700	117.1	1:50.057	
3	36.197	85.9	50.343	69.1	26.416	111.1	1:52.956		9	34.654	88.8	49.515	72.6	26.145	112.6	1:50.314	
4	35.770	84.6	52.436	69.2	26.641	112.6	1:54.847		10	34.314	92.2	49.648	73.2	25.385	116.7	1:49.347	
5	35.878	89.8	50.315	69.4	26.236	112.0	1:52.429		11	34.149	87.7	48.263	75.3	25.809	109.3	1:48.221	
6	35.418	88.8	50.059	74.7	25.982	113.3	1:51.459		12								

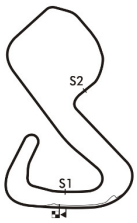

Session Start: 13:59:44 - Finish: 14:20:01
Weather/Track Conditions: Sunny / Dry
Circuit: Brands Hatch Grand Prix Circuit
Track Length: 3.916 Km - 2.4330 miles
Printed: 01-07-2018 - 14:23

MST

Results: www.mstworld.com. Live Timing: https://livetiming.getraceresults.com/mst. Email: timing@mstworld.com

Legends of Brands Hatch Superprix - 30 Jun - 1 Jul 2018

HSCC Derek Bell Trophy

Race 12 - Sector Analysis

34	Gregory Thornton (E)								Surtees TS11								
lap	Sect-1	Speed	Sect-2	Speed	Sect-3	Speed	Laptime	Pit	lap	Sect-1	Speed	Sect-2	Speed	Sect-3	Speed	Laptime	Pit
1				85.3	21.141	140.0	1:31.985		8	28.269	112.4	39.590	90.7	20.872	143.6	1:28.731	
2	28.574	109.1	39.287	89.4	20.883	144.8	1:28.744		9	28.209	117.1	38.721	88.3	20.677	145.7	1:27.607	
3	28.355	108.8	39.794	88.9	20.706	146.7	1:28.855		10	28.449	115.5	40.372	88.7	21.109	143.9	1:29.930	
4	28.855	106.7	40.054	88.8	21.219	135.5	1:30.128		11	27.946	114.9	40.345	87.7	20.686	145.1	1:28.977	
5	29.416	112.8	40.331	93.4	21.530	140.9	1:31.277		12	28.079	118.3	39.383	90.5	20.803	145.7	1:28.265	
6	28.568	113.9	40.599	91.2	20.851	143.3	1:30.018		13	28.037	118.8	39.487	89.4	21.742	144.2	1:29.266	
7	28.536	106.0	40.271	89.9	21.076	141.7	1:29.883		14	27.809	117.1	39.026	93.5	20.792	143.0	1:27.627	

41	David Mercer (B)								March 78B								
lap	Sect-1	Speed	Sect-2	Speed	Sect-3	Speed	Laptime	Pit	lap	Sect-1	Speed	Sect-2	Speed	Sect-3	Speed	Laptime	Pit
1				84.1	23.204	122.9	1:43.566		8	30.314	104.4	42.497	90.5	22.945	123.3	1:35.756	
2	30.406	101.4	42.916	85.3	23.054	123.3	1:36.376		9	31.677	92.5	42.956	88.9	22.934	123.1	1:37.567	
3	30.463	97.0	43.117	86.5	23.838	121.5	1:37.418		10	30.547	104.2	42.367	88.3	22.787	123.3	1:35.701	
4	30.601	101.4	43.004	86.0	23.022	124.0	1:36.627		11	29.862	95.8	42.639	90.1	22.877	123.8	1:35.378	
5	30.365	103.0	42.929	86.3	22.959	122.9	1:36.253		12	29.970	100.6	43.142	81.5	24.542	123.3	1:37.654	
6	30.680	101.4	43.219	88.0	22.961	122.2	1:36.860		13	29.973	101.9	42.704	89.3	22.758	123.8	1:35.435	
7	30.297	99.5	44.846	86.2	22.842	122.9	1:37.985		14								

42	Mark Charteris (C)								March 742								
lap	Sect-1	Speed	Sect-2	Speed	Sect-3	Speed	Laptime	Pit	lap	Sect-1	Speed	Sect-2	Speed	Sect-3	Speed	Laptime	Pit
1				90.4	21.525	131.5	1:32.764		8	27.971	113.2	39.207	94.9	21.458	131.5	1:28.636	
2	28.360	110.4	39.444	99.7	21.502	131.2	1:29.306		9	28.170	112.6	38.795	97.7	21.111	132.3	1:28.076	
3	28.156	109.1	39.470	97.0	21.366	131.5	1:28.992		10	27.955	113.4	40.329	97.8	22.182	132.5	1:30.466	
4	28.040	112.8	40.198	97.1	21.952	131.0	1:30.190		11	28.322	113.9	39.610	101.8	21.049	132.8	1:28.981	
5	28.630	112.2	39.914	91.2	21.787	130.7	1:30.331		12	28.153	112.8	38.576	107.2	21.431	132.5	1:28.160	
6	28.718	111.8	40.134	91.8	21.489	132.0	1:30.341		13	27.890	113.7	38.728	97.0	21.576	131.8	1:28.194	
7	28.234	112.2	39.900	93.0	21.924	131.0	1:30.058		14	27.830	114.1	40.301	105.1	21.127	132.0	1:29.258	

44	Iain Rowley (B)								March 79B								
lap	Sect-1	Speed	Sect-2	Speed	Sect-3	Speed	Laptime	Pit	lap	Sect-1	Speed	Sect-2	Speed	Sect-3	Speed	Laptime	Pit
1				83.4	23.597	119.8	1:46.828		8	31.406	103.1	43.534	84.1	23.193	122.9	1:38.133	
2	31.523	94.3	45.085	83.6	23.354	120.0	1:39.962		9	30.690	106.2	42.733	84.5	23.047	122.9	1:36.470	
3	31.178	103.4	43.310	83.6	23.325	121.3	1:37.813		10	30.780	102.0	43.519	84.5	23.675	123.1	1:37.974	
4	30.772	103.9	43.419	82.0	23.178	123.1	1:37.369		11	30.730	102.2	44.785	82.3	23.182	123.3	1:38.697	
5	30.830	105.0	44.068	80.6	24.903	112.6	1:39.801		12	31.732	77.8	44.457	87.1	22.980	123.5	1:39.169	
6	30.727	104.9	42.664	83.2	23.660	122.9	1:37.051		13	30.734	104.4	43.778	85.7	22.861	120.7	1:37.373	
7	30.073	106.9	44.734	81.8	23.622	118.3	1:38.429		14								

49	Keith Norris (B)								Chevron B49								
lap	Sect-1	Speed	Sect-2	Speed	Sect-3	Speed	Laptime	Pit	lap	Sect-1	Speed	Sect-2	Speed	Sect-3	Speed	Laptime	Pit
1		79.5	50.673	72.3	26.512	96.7	2:01.308		7	33.195	85.3	48.184	77.7	26.037	97.4	1:47.416	
2	33.827	84.7	49.434	71.5	26.920	95.6	1:50.181		8	34.188	77.0	48.532	77.1	25.784	97.7	1:48.504	
3	34.939	85.3	49.499	73.4	26.240	96.9	1:50.678		9	33.487	85.2	49.846	78.0	26.522	97.3	1:49.855	
4	34.151	82.5	49.544	77.2	26.253	96.3	1:49.948		10	32.845	85.3	49.479	76.4	25.870	97.3	1:48.194	
5	33.652	83.5	49.409	78.6	26.067	97.2	1:49.128		11	32.581	86.0	48.968	79.5	25.626	97.4	1:47.175	
6	34.673	84.0	49.142	75.4	25.985	97.0	1:49.800		12	33.243	82.7	48.759	77.8	25.649	97.3	1:47.651	

51	Steven Connor (H)								Van Diemen RF82								
lap	Sect-1	Speed	Sect-2	Speed	Sect-3	Speed	Laptime	Pit	lap	Sect-1	Speed	Sect-2	Speed	Sect-3	Speed	Laptime	Pit
1				75.5	29.848	89.4	2:03.003		6	36.356	80.4	53.536	76.5	29.784	90.1	1:59.676	
2	37.120	77.1	55.098	71.4	28.800	89.8	2:01.018		7	36.597	77.7	55.325	63.8	30.058	92.0	2:01.980	
3	36.423	79.0	54.690	72.6	29.216	91.4	2:00.329		8	36.543	81.5	52.592	78.0	29.775	91.4	1:58.910	
4	37.012	78.1	54.810	76.1	28.199	91.0	2:00.021		9	36.925	79.1	1:00.513	69.7	29.394	92.7	2:06.832	
5	37.357	80.8	53.203	75.6	30.631	90.5	2:01.191		10	39.859	78.2	57.097	73.2	28.905	90.0	2:05.861	

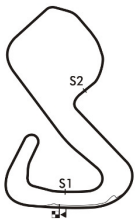

Session Start: 13:59:44 - Finish: 14:20:01
Weather/Track Conditions: Sunny / Dry
Circuit: Brands Hatch Grand Prix Circuit
Track Length: 3.916 Km - 2.4330 miles
Printed: 01-07-2018 - 14:23

MST

Legends of Brands Hatch Superprix - 30 Jun - 1 Jul 2018

HSCC Derek Bell Trophy

Race 12 - Sector Analysis

55 Jon Finch (A) — Ralt RT1

lap	Sect-1	Speed	Sect-2	Speed	Sect-3	Speed	Laptime	Pit	lap	Sect-1	Speed	Sect-2	Speed	Sect-3	Speed	Laptime	Pit
1				86.8	23.789	119.2	1:46.315		8	30.748	95.1	43.844	89.4	23.907	118.3	1:38.499	
2	31.644	100.2	44.027	85.9	23.629	119.4	1:39.300		9	30.809	99.6	45.178	77.4	24.877	119.0	1:40.864	
3	31.092	99.2	43.555	89.4	23.454	119.0	1:38.101		10	30.990	99.9	43.267	87.8	23.595	119.8	1:37.852	
4	31.357	98.4	44.771	86.3	23.682	119.6	1:39.810		11	30.642	99.3	43.641	86.9	23.542	119.6	1:37.825	
5	30.860	100.0	46.394	77.6	24.842	118.3	1:42.096		12	31.011	98.7	44.098	85.0	24.122	117.5	1:39.231	
6	30.906	99.0	43.660	86.0	23.755	118.5	1:38.321		13	31.151	99.6	43.380	86.2	24.120	117.9	1:38.651	
7	30.985	99.5	44.053	87.0	23.611	120.9	1:38.649		14								

56 Ben Stiles (H) — Van Diemen RF82

lap	Sect-1	Speed	Sect-2	Speed	Sect-3	Speed	Laptime	Pit	lap	Sect-1	Speed	Sect-2	Speed	Sect-3	Speed	Laptime	Pit
1				93.6	24.388	113.0	1:46.055		8	31.033	98.7	44.429	88.8	24.281	110.4	1:39.743	
2	31.788	97.3	44.832	91.3	23.786	115.3	1:40.406		9	31.169	98.7	44.669	90.7	24.960	115.3	1:40.798	
3	31.228	98.4	44.839	92.6	23.782	115.1	1:39.849		10	31.306	99.2	43.790	96.1	23.407	115.9	1:38.503	
4	31.886	98.0	43.905	94.9	23.512	116.5	1:39.303		11	30.989	99.5	44.044	95.6	23.305	116.1	1:38.338	
5	31.043	99.2	44.056	89.9	24.322	113.7	1:39.421		12	30.910	98.9	44.662	92.3	23.277	115.9	1:38.849	
6	31.009	98.9	43.609	96.4	23.627	113.5	1:38.245		13	30.794	99.8	43.471	93.0	23.615	115.3	1:37.880	
7	30.843	99.3	44.237	92.3	23.579	115.7	1:38.659		14								

61 Steve Worrad (B) — Chevron B49-01 FA

lap	Sect-1	Speed	Sect-2	Speed	Sect-3	Speed	Laptime	Pit	lap	Sect-1	Speed	Sect-2	Speed	Sect-3	Speed	Laptime	Pit
1				93.1	22.227	124.5	1:38.400		8	28.933	111.3	40.579	97.4	21.721	126.3	1:31.233	
2	29.665	110.6	41.523	94.1	22.149	124.5	1:33.337		9	28.870	111.5	41.557	97.7	21.749	127.0	1:32.176	
3	29.241	101.6	41.053	95.6	22.500	124.5	1:32.794		10	29.025	109.1	40.462	94.1	22.079	125.4	1:31.566	
4	29.648	108.4	40.779	92.8	22.215	125.4	1:32.642		11	28.892	113.4	40.755	97.4	22.135	124.9	1:31.782	
5	29.731	109.3	40.697	95.3	22.072	124.5	1:32.500		12	29.039	110.9	40.637	97.1	21.871	125.6	1:31.547	
6	29.780	107.9	40.780	95.6	22.006	124.0	1:32.566		13	28.929	109.1	41.141	99.8	22.010	125.1	1:32.080	
7	29.381	109.5	40.825	95.2	22.173	125.1	1:32.379		14	29.399	109.0	40.391	95.1	22.332	120.7	1:32.122	

64 Michael Lyons (F) — Lola T400

lap	Sect-1	Speed	Sect-2	Speed	Sect-3	Speed	Laptime	Pit	lap	Sect-1	Speed	Sect-2	Speed	Sect-3	Speed	Laptime	Pit
1				100.3	20.707	142.0	1:28.231		8	27.320	120.7	39.639	101.6	21.134	127.0	1:28.093	
2	27.765	120.5	38.607	98.7	20.693	143.3	1:27.065		9	28.151	114.3	38.432	98.5	20.142	143.9	1:26.725	
3	27.680	121.1	38.347	99.4	20.417	142.6	1:26.444		10	27.551	120.7	39.106	102.5	21.153	143.0	1:27.810	
4	27.543	113.7	39.187	100.1	21.694	141.2	1:28.424		11	28.863	108.8	39.253	103.8	20.591	142.6	1:28.707	
5	27.540	117.9	38.915	97.5	20.586	143.0	1:27.041		12	27.236	120.0	37.828	102.2	20.092	143.9	1:25.156	
6	27.247	121.3	38.483	98.5	20.255	142.3	1:25.985		13	27.291	121.1	37.915	101.2	20.277	142.3	1:25.483	
7	27.271	118.5	38.511	100.0	20.260	142.6	1:26.042		14	27.449	116.3	38.204	102.1	20.265	145.4	1:25.918	

71 Paul Tonkin (B) — Chevron B29

lap	Sect-1	Speed	Sect-2	Speed	Sect-3	Speed	Laptime	Pit	lap	Sect-1	Speed	Sect-2	Speed	Sect-3	Speed	Laptime	Pit
1				89.8	22.590	124.2	1:41.064		8	30.388	102.3	42.941	88.6	22.730	122.2	1:36.059	
2	30.689	103.7	44.224	87.3	23.069	123.1	1:37.982		9	30.674	102.5	43.695	88.5	22.717	123.1	1:37.086	
3	30.412	104.4	42.774	91.1	23.408	120.9	1:36.594		10	30.727	103.4	42.750	84.3	22.928	122.4	1:36.405	
4	30.602	103.6	43.306	92.0	22.892	122.6	1:36.800		11	30.099	101.9	42.390	88.9	22.391	123.1	1:34.880	
5	30.715	102.6	42.402	90.3	22.726	122.0	1:35.843		12	30.499	102.3	42.417	90.0	22.794	122.0	1:35.710	
6	30.259	103.3	42.809	88.3	22.559	122.6	1:35.627		13	31.482	104.6	42.545	87.6	22.626	122.4	1:36.653	
7	31.283	92.6	44.442	89.2	22.447	121.8	1:38.172		14								

72 Stephen Weller (C) — March 722

lap	Sect-1	Speed	Sect-2	Speed	Sect-3	Speed	Laptime	Pit	lap	Sect-1	Speed	Sect-2	Speed	Sect-3	Speed	Laptime	Pit
1				97.0	23.915	124.2	1:45.922		5	30.756	106.9	44.327	85.6	22.826	127.0	1:37.909	
2	32.646	94.7	45.817	96.7	22.956	127.8	1:41.419		6	29.787	108.6	42.562	96.3	24.130	125.8	1:36.479	
3	30.850	98.9	43.801	91.3	22.859	129.0	1:37.510		7	30.176	109.3	44.533	95.1	24.585	122.0	1:39.294	
4	30.820	104.7	43.468	88.7	23.079	129.5	1:37.367		8								

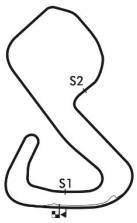

Session Start: 13:59:44 - Finish: 14:20:01
Weather/Track Conditions: Sunny / Dry
Circuit: Brands Hatch Grand Prix Circuit
Track Length: 3.916 Km - 2.4330 miles
Printed: 01-07-2018 - 14:23

MST

Legends of Brands Hatch Superprix - 30 Jun - 1 Jul 2018

HSCC Derek Bell Trophy

Race 12 - Sector Analysis

74 Judy Lyons (F) — Gurney Eagle

lap	Sect-1	Speed	Sect-2	Speed	Sect-3	Speed	Laptime	Pit	lap	Sect-1	Speed	Sect-2	Speed	Sect-3	Speed	Laptime	Pit
1		79.2	55.349	66.3	28.678	105.9	2:10.772		6	40.850	75.4	59.562	56.4	30.467	93.4	2:10.879	
2	36.990	85.7	53.564	64.9	29.462	92.5	2:00.016		7	43.944	65.0	57.839	61.1	33.944	91.1	2:15.727	
3	38.376	67.7	57.134	65.3	32.092	78.7	2:07.602		8	40.682	66.4	1:00.328	68.4	31.277	93.6	2:12.287	
4	39.335	71.3	1:00.717	59.3	31.596	95.6	2:11.648		9	39.323	78.3	58.371	60.2	33.053	90.4	2:10.747	
5	41.496	71.5	56.242	64.6	31.802	89.1	2:09.540		10	40.821	75.3	57.060	64.7	32.914	94.0	2:10.795	

94 Peter Brennan (B) — Brabham BT40

lap	Sect-1	Speed	Sect-2	Speed	Sect-3	Speed	Laptime	Pit	lap	Sect-1	Speed	Sect-2	Speed	Sect-3	Speed	Laptime	Pit
1				89.2	24.086	120.0	1:49.485		7	31.553	95.9	46.422	88.1	24.584	116.9	1:42.559	
2	31.533	96.5	45.566	88.9	23.881	120.0	1:40.980		8	33.309	95.9	46.162	85.4	24.494	117.5	1:43.965	
3	31.559	100.3	45.559	88.0	23.903	119.0	1:41.021		9	31.649	98.0	45.629	87.5	24.243	118.5	1:41.521	
4	31.150	100.0	45.236	89.3	23.867	119.6	1:40.253		10	31.142	99.9	46.204	86.1	24.940	119.2	1:42.286	
5	31.207	97.4	45.562	91.5	23.928	117.9	1:40.697		11	31.396	95.4	46.262	88.5	24.282	118.5	1:41.940	
6	31.997	98.0	46.376	84.7	24.394	117.1	1:42.767		12	31.432	97.6	45.794	88.8	24.248	119.0	1:41.474	

110 Daniel Pyett (B) — Modus M1

lap	Sect-1	Speed	Sect-2	Speed	Sect-3	Speed	Laptime	Pit	lap	Sect-1	Speed	Sect-2	Speed	Sect-3	Speed	Laptime	Pit
1				86.1	22.388	126.6	1:39.106		8	30.660	107.4	43.041	86.3	22.772	123.5	1:36.473	
2	29.827	105.9	41.548	87.2	22.289	127.3	1:33.664		9	30.477	107.6	42.934	87.7	23.928	119.2	1:37.339	
3	29.702	107.7	41.051	92.1	22.471	125.6	1:33.224		10	31.007	105.0	43.615	85.9	22.550	124.7	1:37.172	
4	29.902	108.4	50.459	88.5	22.736	125.8	1:43.097		11	30.495	105.0	41.655	94.0	22.189	125.4	1:34.339	
5	30.206	104.9	41.704	87.9	22.851	123.8	1:34.761		12	29.867	106.9	42.446	84.0	23.327	122.9	1:35.640	
6	31.130	106.2	42.302	93.2	24.043	125.1	1:37.475		13	30.080	106.5	42.038	86.7	22.567	118.1	1:34.685	
7	29.984	108.1	41.752	90.1	22.669	125.1	1:34.405		14								

134 Peter Finnigan (H) — Van Diemen RF82

lap	Sect-1	Speed	Sect-2	Speed	Sect-3	Speed	Laptime	Pit	lap	Sect-1	Speed	Sect-2	Speed	Sect-3	Speed	Laptime	Pit
1				79.9	25.189	109.7	1:54.266		7	33.058	88.0	48.253	79.6	25.587	108.9	1:46.898	
2	33.104	90.5	49.112	77.3	25.473	108.4	1:47.689		8	32.981	89.7	49.620	78.2	26.629	108.1	1:49.230	
3	34.117	89.7	49.339	75.5	25.722	108.6	1:49.178		9	33.982	84.3	49.376	77.6	25.163	109.8	1:48.521	
4	34.022	89.8	49.573	74.8	25.915	108.6	1:49.510		10	34.696	90.6	48.978	79.1	25.171	109.5	1:48.845	
5	33.627	89.8	50.184	77.6	25.329	109.7	1:49.140		11	33.625	88.1	52.581	62.5	26.070	108.8	1:52.276	
6	33.305	88.6	49.564	73.5	25.854	109.3	1:48.723		12	34.369	91.6	48.154	77.2	25.373	108.9	1:47.896	

144 Marc Mercer (B) — March 73B

lap	Sect-1	Speed	Sect-2	Speed	Sect-3	Speed	Laptime	Pit	lap	Sect-1	Speed	Sect-2	Speed	Sect-3	Speed	Laptime	Pit
1				89.2	22.196	126.3	1:37.851		8	29.254	103.4	41.145	96.1	21.916	125.8	1:32.315	
2	29.462	107.0	42.917	89.5	22.137	125.8	1:34.516		9	28.788	107.9	42.098	87.0	22.985	122.6	1:33.871	
3	29.398	99.3	41.309	93.4	22.348	124.5	1:33.055		10	30.479	101.3	43.253	88.4	22.729	123.3	1:36.461	
4	28.998	107.9	41.154	94.9	21.931	126.1	1:32.083		11	29.956	102.2	42.782	89.2	23.276	122.4	1:36.014	
5	29.520	106.7	41.399	97.0	21.883	125.6	1:32.802		12	28.532	110.2	42.245	87.3	22.715	124.0	1:33.492	
6	29.294	106.2	41.129	95.5	21.993	125.4	1:32.416		13	29.550	105.5	42.143	90.6	22.710	122.4	1:34.403	
7	29.715	104.6	41.170	96.0	22.395	124.5	1:33.280		14								

155 Frank Lyons (F) — Lola T332

lap	Sect-1	Speed	Sect-2	Speed	Sect-3	Speed	Laptime	Pit	lap	Sect-1	Speed	Sect-2	Speed	Sect-3	Speed	Laptime	Pit
1				91.8	22.103	134.9	1:41.592		8	30.799	109.3	43.199	89.1	22.408	136.0	1:36.406	
2	30.250	114.5	43.165	88.6	22.311	138.8	1:35.726		9	30.659	110.6	43.145	92.6	23.452	125.6	1:37.256	
3	30.224	107.2	42.039	87.6	22.308	133.6	1:34.571		10	31.221	110.6	43.756	89.2	22.344	132.0	1:37.321	
4	30.156	109.5	43.836	90.6	22.461	131.8	1:36.453		11	30.541	109.8	41.790	96.1	21.896	139.1	1:34.227	
5	29.957	101.4	42.394	89.5	22.859	129.5	1:35.210		12	30.209	106.2	42.631	89.1	23.019	131.2	1:35.859	
6	31.028	106.0	42.598	87.7	22.607	132.0	1:36.233		13	30.233	104.4	42.096	92.0	22.444	125.6	1:34.773	
7	30.902	111.1	41.940	92.0	22.567	133.1	1:35.409		14								

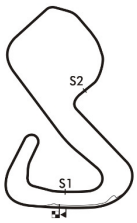

Session Start: 13:59:44 - Finish: 14:20:01
Weather/Track Conditions: Sunny / Dry
Circuit: Brands Hatch Grand Prix Circuit
Track Length: 3.916 Km - 2.4330 miles
Printed: 01-07-2018 - 14:23

MST

Legends of Brands Hatch Superprix - 30 Jun - 1 Jul 2018

HSCC Derek Bell Trophy

Race 12 - Best Sector Times

	SECTOR 1			SECTOR 2			SECTOR 3		
	NO	TIME	LAP	NO	TIME	LAP	NO	TIME	LAP
1	64	27.236	12	64	37.828	12	64	20.092	12
2	34	27.809	14	42	38.576	12	7	20.588	9
3	42	27.830	14	34	38.721	9	34	20.677	9
4	15	27.928	8	7	38.840	14	42	21.049	11
5	7	28.133	8	15	39.078	9	15	21.203	12
6	144	28.532	12	17	40.179	12	17	21.345	12
7	17	28.671	14	61	40.391	14	61	21.721	8
8	61	28.870	9	31	40.582	12	144	21.883	5
9	31	28.954	10	110	41.051	3	155	21.896	11
10	110	29.702	3	144	41.129	6	31	22.091	9
11	72	29.787	6	155	41.790	11	110	22.189	11
12	41	29.862	11	41	42.367	10	71	22.391	11
13	155	29.957	5	71	42.390	11	2	22.512	3
14	44	30.073	7	72	42.562	6	41	22.758	13
15	71	30.099	11	44	42.664	6	72	22.826	5
16	2	30.144	11	55	43.267	10	44	22.861	13
17	55	30.642	11	2	43.413	6	56	23.277	12
18	56	30.794	13	56	43.471	13	55	23.454	3
19	94	31.142	10	94	45.236	4	94	23.867	4
20	49	32.581	11	134	48.154	12	134	25.163	9
21	134	32.981	8	49	48.184	7	32	25.385	10
22	32	34.149	11	32	48.263	11	49	25.626	11
23	51	35.797	1	51	51.809	1	51	28.199	4
24	74	36.990	2	74	53.564	2	74	28.678	1

IDEAL / BEST LAP COMPARISON

NO	NAME	BEST	IN	IDEAL	DIFF
64	Michael Lyons	1:25.156	12	1:25.156	+0.000
34	Gregory Thornton	1:27.607	9	1:27.207	+0.400
42	Mark Charteris	1:28.076	9	1:27.455	+0.621
7	Neil Glover	1:28.269	9	1:27.561	+0.708
15	Matthew Wrigley	1:28.322	9	1:28.209	+0.113
17	Michael Bletsoe-Brov	1:30.607	12	1:30.195	+0.412
61	Steve Worrad	1:31.233	8	1:30.982	+0.251
31	Rob Wainwright	1:31.845	12	1:31.627	+0.218
144	Marc Mercer	1:32.083	4	1:31.544	+0.539
110	Daniel Pyett	1:33.224	3	1:32.942	+0.282
155	Frank Lyons	1:34.227	11	1:33.643	+0.584
71	Paul Tonkin	1:34.880	11	1:34.880	+0.000
41	David Mercer	1:35.378	11	1:34.987	+0.391
44	Iain Rowley	1:36.470	9	1:35.598	+0.872
2	Daniel Clayfield	1:37.044	6	1:36.069	+0.975
55	Jon Finch	1:37.825	11	1:37.363	+0.462
56	Ben Stiles	1:37.880	13	1:37.542	+0.338
94	Peter Brennan	1:40.253	4	1:40.245	+0.008
134	Peter Finnigan	1:46.898	7	1:46.298	+0.600
49	Keith Norris	1:47.175	11	1:46.391	+0.784
32	Adam Simmonds	1:48.221	11	1:47.797	+0.424
51	Steven Connor	1:58.910	8	1:55.805	+3.105
72	Stephen Weller	1:36.479	6	1:35.175	+1.304
74	Judy Lyons	2:00.016	2	1:59.232	+0.784

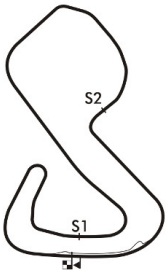

Session Start: 13:59:44 - Finish: 14:20:01
Weather/Track Conditions: Sunny / Dry
Circuit: Brands Hatch Grand Prix Circuit
Track Length: 3.916 Km - 2.4330 miles

Printed: 01-07-2018 - 14:23

Legends of Brands Hatch Superprix - 30 Jun - 1 Jul 2018

HSCC Derek Bell Trophy

Race 12 - Best Sector Speeds

	NO	SECTOR 1	MPH	NO	SECTOR 2	MPH	NO	SECTOR 3	MPH
1	64	Michael Lyons	121.3	42	Mark Charteris	107.2	7	Neil Glover	146.7
2	34	Gregory Thornton	118.8	64	Michael Lyons	103.8	34	Gregory Thornton	146.7
3	7	Neil Glover	116.5	15	Matthew Wrigley	103.3	64	Michael Lyons	145.4
4	17	Michael Bletsoe-Brown	115.3	61	Steve Worrad	99.8	155	Frank Lyons	139.1
5	155	Frank Lyons	114.5	72	Stephen Weller	97.0	17	Michael Bletsoe-Brown	132.8
6	42	Mark Charteris	114.1	144	Marc Mercer	97.0	42	Mark Charteris	132.8
7	61	Steve Worrad	113.4	7	Neil Glover	96.7	2	Daniel Clayfield	129.5
8	144	Marc Mercer	110.2	56	Ben Stiles	96.4	72	Stephen Weller	129.5
9	15	Matthew Wrigley	109.7	155	Frank Lyons	96.1	110	Daniel Pyett	127.3
10	72	Stephen Weller	109.3	17	Michael Bletsoe-Brown	96.0	61	Steve Worrad	127.0
11	110	Daniel Pyett	108.4	2	Daniel Clayfield	94.3	15	Matthew Wrigley	126.6
12	31	Rob Wainwright	107.4	110	Daniel Pyett	94.0	144	Marc Mercer	126.3
13	44	Iain Rowley	106.9	34	Gregory Thornton	93.5	71	Paul Tonkin	124.2
14	2	Daniel Clayfield	105.4	31	Rob Wainwright	92.8	41	David Mercer	124.0
15	71	Paul Tonkin	104.6	71	Paul Tonkin	92.0	44	Iain Rowley	123.5
16	41	David Mercer	104.4	94	Peter Brennan	91.5	31	Rob Wainwright	122.9
17	94	Peter Brennan	100.3	41	David Mercer	90.5	55	Jon Finch	120.9
18	55	Jon Finch	100.2	55	Jon Finch	89.4	94	Peter Brennan	120.0
19	56	Ben Stiles	99.8	44	Iain Rowley	87.1	32	Adam Simmonds	117.1
20	32	Adam Simmonds	92.2	134	Peter Finnigan	79.9	56	Ben Stiles	116.5
21	134	Peter Finnigan	91.6	49	Keith Norris	79.5	134	Peter Finnigan	109.8
22	51	Steven Connor	87.3	51	Steven Connor	78.0	74	Judy Lyons	105.9
23	49	Keith Norris	86.0	32	Adam Simmonds	76.8	49	Keith Norris	97.7
24	74	Judy Lyons	85.7	74	Judy Lyons	68.4	51	Steven Connor	92.7

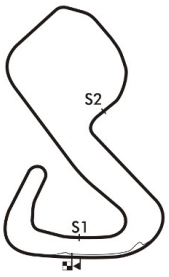

Session Start: 13:59:44 - Finish: 14:20:01
Weather/Track Conditions: Sunny / Dry
Circuit: Brands Hatch Grand Prix Circuit
Track Length: 3.916 Km - 2.4330 miles

Printed: 01-07-2018 - 14:23

Legends of Brands Hatch Superprix - 30 Jun - 1 Jul 2018

HSCC Derek Bell Trophy

Race 12 - Lap Chart

Lap 1			Lap 2			Lap 3			Lap 4			Lap 5			Lap 6		
NO	Behind	Laptime	NO	Behind	Laptime	NO	Behind	Laptime	NO	Behind	Laptime	NO	Behind	Laptime	NO	Behind	Laptime
64		1:28.231	64		1:27.065	64		1:26.444	64		1:28.424	64		1:27.041	64		1:25.985
7	3.576	1:31.807	7	5.135	1:28.624	7	7.710	1:29.019	32	1 LAP	1:52.956	134	1 LAP	1:49.510	7	17.691	1:30.063
34	3.754	1:31.985	34	5.433	1:28.744	34	7.844	1:28.855	7	9.152	1:29.866	7	13.613	1:31.502	34	17.817	1:30.018
42	4.533	1:32.764	42	6.774	1:29.306	42	9.322	1:28.992	34	9.548	1:30.128	34	13.784	1:31.277	42	18.734	1:30.341
15	5.633	1:33.864	15	7.882	1:29.314	15	10.746	1:29.308	42	11.088	1:30.190	42	14.378	1:30.331	15	19.361	1:30.499
17	6.850	1:35.081	17	11.703	1:31.918	17	17.670	1:32.411	15	12.533	1:30.211	15	14.847	1:29.355	134	1 LAP	1:49.140
31	9.294	1:37.525	31	15.311	1:33.082	31	21.887	1:33.020	51	1 LAP	2:00.329	49	1 LAP	1:49.948	17	32.343	1:31.831
144	9.620	1:37.851	61	16.441	1:33.337	61	22.791	1:32.794	17	21.378	1:32.132	17	26.497	1:32.160	31	37.803	1:32.852
61	10.169	1:38.400	144	17.071	1:34.516	144	23.682	1:33.055	31	26.000	1:32.537	32	1 LAP	1:54.847	49	1 LAP	1:49.128
110	10.875	1:39.106	110	17.474	1:33.664	110	24.254	1:33.224	61	27.009	1:32.642	31	30.936	1:31.977	61	39.049	1:32.566
71	12.833	1:41.064	155	22.022	1:35.726	155	30.149	1:34.571	144	27.341	1:32.083	61	32.468	1:32.500	144	39.533	1:32.416
155	13.361	1:41.592	71	23.750	1:37.982	71	33.900	1:36.594	74	1 LAP	2:07.602	144	33.102	1:32.802	32	1 LAP	1:52.429
41	15.335	1:43.566	41	24.646	1:36.376	41	35.620	1:37.418	155	38.178	1:36.453	155	46.347	1:35.210	155	56.595	1:36.233
72	17.691	1:45.922	55	30.319	1:39.300	55	41.976	1:38.101	110	38.927	1:43.097	110	46.647	1:34.761	110	58.137	1:37.475
56	17.824	1:46.055	56	31.165	1:40.406	44	42.863	1:37.813	71	42.276	1:36.800	51	1 LAP	2:00.021	71	1:00.720	1:35.627
55	18.084	1:46.315	44	31.494	1:39.962	72	43.111	1:37.510	41	43.823	1:36.627	71	51.078	1:35.843	41	1:03.910	1:36.860
44	18.597	1:46.828	72	32.045	1:41.419	2	44.548	1:38.045	44	51.808	1:37.369	41	53.035	1:36.253	72	1:13.416	1:36.479
2	18.734	1:46.965	2	32.947	1:41.278	56	44.570	1:39.849	72	52.054	1:37.367	72	1:02.922	1:37.909	44	1:15.634	1:37.051
94	21.254	1:49.485	94	35.169	1:40.980	94	49.746	1:41.021	55	53.362	1:39.810	44	1:04.568	1:39.801	2	1:17.381	1:37.044
134	26.035	1:54.266	134	46.659	1:47.689	134	1:09.393	1:49.178	2	54.201	1:38.077	2	1:06.322	1:39.162	56	1:20.089	1:38.245
49	33.077	2:01.308	49	56.193	1:50.181	49	1:20.427	1:50.678	56	55.449	1:39.303	56	1:07.829	1:39.421	55	1:20.753	1:38.321
51	34.772	2:03.003	32	1:03.773	1:55.271				94	1:01.575	1:40.253	55	1:08.417	1:42.096	51	1 LAP	2:01.191
32	35.567	2:03.798	51	1:08.725	2:01.018							74	1 LAP	2:11.648			
74	42.541	2:10.772	74	1:15.492	2:00.016							94	1:15.231	1:40.697			

Session Start: 13:59:44 - Finish: 14:20:01
Weather/Track Conditions: Sunny / Dry
Circuit: Brands Hatch Grand Prix Circuit
Track Length: 3.916 Km - 2.4330 miles
Printed: 01-07-2018 - 14:24

MST
Results: www.mstworld.com. Live Timing: https://livetiming.getraceresults.com/mst. Email: timing@mstworld.com

Legends of Brands Hatch Superprix - 30 Jun - 1 Jul 2018

HSCC Derek Bell Trophy

Race 12 - Lap Chart

Lap 7			Lap 8			Lap 9			Lap 10			Lap 11			Lap 12		
NO	Behind	Laptime	NO	Behind	Laptime	NO	Behind	Laptime	NO	Behind	Laptime	NO	Behind	Laptime	NO	Behind	Laptime
64		1:26.042	64		1:28.093	64		1:26.725	64		1:27.810	64		1:28.707	64		1:25.156
94	1 LAP	1:42.767	2	1 LAP	1:37.627	44	1 LAP	1:38.133	134	2 LAPS	1:49.230	51	3 LAPS	1:58.910	155	1 LAP	1:34.227
7	21.462	1:29.813	56	1 LAP	1:38.659	2	1 LAP	1:41.433	71	1 LAP	1:37.086	155	1 LAP	1:37.321	110	1 LAP	1:34.339
34	21.658	1:29.883	55	1 LAP	1:38.649	55	1 LAP	1:38.499	41	1 LAP	1:37.567	110	1 LAP	1:37.172	71	1 LAP	1:34.880
42	22.750	1:30.058	94	1 LAP	1:42.559	56	1 LAP	1:39.743	49	2 LAPS	1:48.504	71	1 LAP	1:36.405	41	1 LAP	1:35.378
15	23.394	1:30.075	7	22.155	1:28.786	32	2 LAPS	1:51.040	44	1 LAP	1:36.470	41	1 LAP	1:35.701	34	28.677	1:28.265
74	2 LAPS	2:09.540	34	22.296	1:28.731	34	23.178	1:27.607	34	25.298	1:29.930	134	2 LAPS	1:48.521	7	30.454	1:28.737
17	38.023	1:31.722	42	23.293	1:28.636	7	23.699	1:28.269	7	26.882	1:30.993	34	25.568	1:28.977	42	30.578	1:28.160
31	43.831	1:32.070	15	23.998	1:28.697	42	24.644	1:28.076	2	1 LAP	1:39.203	7	26.873	1:28.698	15	34.858	1:29.638
61	45.386	1:32.379	51	2 LAPS	1:59.676	15	25.595	1:28.322	42	27.300	1:30.466	42	27.574	1:28.981	44	1 LAP	1:38.697
144	46.771	1:33.280	17	41.013	1:31.083	94	1 LAP	1:43.965	15	29.863	1:32.078	44	1 LAP	1:37.974	134	2 LAPS	1:48.845
134	1 LAP	1:48.723	31	48.164	1:32.426	17	45.555	1:31.267	55	1 LAP	1:40.864	15	30.376	1:29.220	51	3 LAPS	2:06.832
49	1 LAP	1:49.800	61	48.526	1:31.233	31	53.777	1:32.338	56	1 LAP	1:40.798	2	1 LAP	1:37.559	2	1 LAP	1:37.241
155	1:05.962	1:35.409	144	50.993	1:32.315	61	53.977	1:32.176	74	3 LAPS	2:15.727	49	2 LAPS	1:49.855	55	1 LAP	1:37.825
110	1:06.500	1:34.405	134	1 LAP	1:46.898	144	58.139	1:33.871	32	2 LAPS	1:50.057	55	1 LAP	1:37.852	56	1 LAP	1:38.338
71	1:12.850	1:38.172	74	2 LAPS	2:10.879	51	2 LAPS	2:01.980	17	49.459	1:31.714	56	1 LAP	1:38.503	17	58.486	1:30.607
41	1:15.853	1:37.985	155	1:14.275	1:36.406	155	1:24.806	1:37.256	94	1 LAP	1:41.521	17	53.035	1:32.283	49	2 LAPS	1:48.194
32	1 LAP	1:51.459	110	1:14.880	1:36.473	110	1:25.494	1:37.339	61	57.733	1:31.566	61	1:00.808	1:31.782	61	1:07.199	1:31.547
72	1:26.668	1:39.294	71	1:20.816	1:36.059				31	58.055	1:32.088	32	2 LAPS	1:50.314	31	1:09.192	1:31.845
44	1:28.021	1:38.429	49	1 LAP	1:47.416				144	1:06.790	1:36.461	31	1:02.503	1:33.155	94	1 LAP	1:41.940
			41	1:23.516	1:35.756							94	1 LAP	1:42.286	144	1:22.433	1:33.492
												144	1:14.097	1:36.014			
												74	3 LAPS	2:12.287			

Session Start: 13:59:44 - Finish: 14:20:01
Weather/Track Conditions: Sunny / Dry
Circuit: Brands Hatch Grand Prix Circuit
Track Length: 3.916 Km - 2.4330 miles
Printed: 01-07-2018 - 14:24

MST
Results: www.mstworld.com. Live Timing: https://livetiming.getraceresults.com/mst. Email: timing@mstworld.com

Legends of Brands Hatch Superprix - 30 Jun - 1 Jul 2018

HSCC Derek Bell Trophy

Race 12 - Lap Chart

Lap 13			Lap 14		
NO	Behind	Laptime	NO	Behind	Laptime
64		1:25.483	64		1:25.918
32	3 LAPS	1:49.347	51	4 LAPS	2:05.861
155	1 LAP	1:35.859	144	1 LAP	1:34.403
110	1 LAP	1:35.640	94	2 LAPS	1:41.474
71	1 LAP	1:35.710	32	3 LAPS	1:48.221
34	32.460	1:29.266	155	1 LAP	1:34.773
42	33.289	1:28.194	34	34.169	1:27.627
41	1 LAP	1:37.654	110	1 LAP	1:34.685
74	4 LAPS	2:10.747	42	36.629	1:29.258
15	38.455	1:29.080	71	1 LAP	1:36.653
7	46.454	1:41.483	15	42.191	1:29.654
44	1 LAP	1:39.169	41	1 LAP	1:35.435
2	1 LAP	1:40.202	7	48.815	1:28.279
17	1:05.636	1:32.633	44	1 LAP	1:37.373
55	1 LAP	1:39.231	17	1:10.486	1:30.768
56	1 LAP	1:38.849	2	1 LAP	1:38.649
134	2 LAPS	1:52.276	55	1 LAP	1:38.651
61	1:13.796	1:32.080	56	1 LAP	1:37.880
31	1:16.258	1:32.549	61	1:20.000	1:32.122
49	2 LAPS	1:47.175	74	4 LAPS	2:10.795
			31	1:23.120	1:32.780
			134	2 LAPS	1:47.896
			49	2 LAPS	1:47.651

Session Start: 13:59:44 - Finish: 14:20:01
Weather/Track Conditions: Sunny / Dry
Circuit: Brands Hatch Grand Prix Circuit
Track Length: 3.916 Km - 2.4330 miles
Printed: 01-07-2018 - 14:24

MST
Results: www.mstworld.com. Live Timing: https://livetiming.getraceresults.com/mst. Email: timing@mstworld.com

Legends of Brands Hatch Superprix - 30 Jun - 1 Jul 2018

HGPCA Pre '66 supported by Supagard and Dunlop Tyres

Qualifying for Race 6 - Classification

Sheet No:

POS	NO	DRIVER/S	CLASS	CLASS POS	CAR MAKE / MODEL	TIME	ON	LAPS	GAP	DIFF	MPH
1	11	Jon Fairley	12	1	Brabham BT11/19	1:40.822	11	11			86.87
2	22	Peter Horsman	12	2	Lotus 18/21	1:41.218	10	11	0.396	0.396	86.53
3	49	Andrew Beaumont	12	3	Lotus 18	1:43.407	8	9	2.585	2.189	84.70
4	36	Chris Drake	10	1	Cooper T71/73	1:43.640	4	10	2.818	0.233	84.51
5	10	James Denty	10	2	Lotus 32	1:43.990	10	10	3.168	0.350	84.23
6	3	Sam Wilson	11	1	Lotus 24	1:44.123	8	9	3.301	0.133	84.12
7	73	Tom Dark	7B	1	Cooper T51	1:45.316	3	8	4.494	1.193	83.17
8	37	Eddy Perk	10	3	Heron F1	1:45.477	9	10	4.655	0.161	83.04
9	12	Rudi Friedrichs	7B	2	Cooper T53	1:46.245	10	10	5.423	0.768	82.44
10	9	Mark Daniell	9	1	Cooper T45	1:46.815	5	10	5.993	0.570	82.00
11	5	Tony Smith	7B	3	Cooper T51	1:48.449	3	10	7.627	1.634	80.76
12	99	John Evans	12	4	Brabham BT4	1:48.854	3	6	8.032	0.405	80.46
13	24	Charles McCabe	7B	4	Lotus 18	1:48.950	10	10	8.128	0.096	80.39
14	80	Nick Taylor	10	4	Lotus 18	1:49.080	9	9	8.258	0.130	80.30
15	27	Steve Hart	9	2	Cooper T51	1:49.306	9	10	8.484	0.226	80.13
16	32	Bernardo Hartogs	10	5	Lotus 18/21	1:49.681	9	10	8.859	0.375	79.86
17	17	Alan Baillie	10	6	LDS 007	1:49.731	3	4	8.909	0.050	79.82
18	18	Philippe Bonny	10	7	Brabham BT2	1:49.902	9	10	9.080	0.171	79.70
19	7	Paul Griffin	7B	5	Cooper T51	1:50.357	9	10	9.535	0.455	79.37
20	77	Malcolm Cook	10	8	Brabham BT10	1:50.999	4	9	10.177	0.642	78.91
21	8	Tony Ditheridge	9	3	Cooper T45	1:51.353	4	8	10.531	0.354	78.66
22	47	Brian Jolliffe	9	4	Cooper T45	1:53.442	9	10	12.620	2.089	77.21
23	43	Tania Pilkington	9	5	Cooper T43	1:54.336	9	10	13.514	0.894	76.61
24	6	Chris Helliwell	10	9	Cooper T75	1:59.434	2	4	18.612	5.098	73.34
25	61	Rainer Ott	12	5	Cooper T53			1			0.00

Cars 3, 12 & 77 require working transponders - Regulation Q12.2.1 refers.

Session Start: 10:55:03 - Finish: 11:15:08
Weather/Track Conditions: Sunny / Dry
Circuit: Brands Hatch Grand Prix Circuit
Track Length: 3.916 Km - 2.4330 miles

These results are provisional until the conclusion of any judicial and technical matters.

Clerk of the Course:	Timekeeper:	Issued at:
	Nick Palmer	

MST

Printed: 30-06-2018 - 11:17

Legends of Brands Hatch Superprix - 30 Jun - 1 Jul 2018

HGPCA Pre '66 supported by Supagard and Dunlop Tyres

Qualifying for Race 6 - Sector Analysis

3 Sam Wilson (11) — Lotus 24

lap	Sect-1	Speed	Sect-2	Speed	Sect-3	Speed	Laptime	Pit	lap	Sect-1	Speed	Sect-2	Speed	Sect-3	Speed	Laptime	Pit
1							1:45.844		6							4:25.575	
2							1:44.519		7			In		In		2:00.302	P
3							1:44.266		8							1:44.123	
4							1:47.282		9							2:58.030	
5							1:46.816		10								

5 Tony Smith (7B) — Cooper T51

lap	Sect-1	Speed	Sect-2	Speed	Sect-3	Speed	Laptime	Pit	lap	Sect-1	Speed	Sect-2	Speed	Sect-3	Speed	Laptime	Pit
1	Out	82.7	52.209	63.8	28.050	116.1	2:01.301		6	36.154	89.4	1:01.900	52.3	38.143	67.5	2:16.197	
2	35.115	91.1	50.666	68.7	26.199	119.4	1:51.980		7	45.548	72.9	1:01.095	59.3	32.954	75.7	2:19.597	
3	34.433	93.9	48.335	73.1	25.681	121.5	1:48.449		8	40.999	70.3	57.610	67.4	26.901	117.3	2:05.510	
4	34.392	94.4	48.552	73.2	26.009	119.2	1:48.953		9	34.740	92.9	49.354	74.4	26.407	111.7	1:50.501	
5	33.697	90.0	49.176	72.7	26.565	116.7	1:49.438		10	38.145	88.6	48.728	73.4	25.661	118.7	1:52.534	

6 Chris Helliwell (10) — Cooper T75

lap	Sect-1	Speed	Sect-2	Speed	Sect-3	Speed	Laptime	Pit	lap	Sect-1	Speed	Sect-2	Speed	Sect-3	Speed	Laptime	Pit
1	Out	68.4	59.268	61.1	29.804	106.9	2:14.350		3	37.172	81.2	54.037	66.9	28.795	105.9	2:00.004	
2	38.331	79.4	53.825	68.7	27.278	108.1	1:59.434		4	37.021	81.3	52.721	65.1	In		13:43.829	P

7 Paul Griffin (7B) — Cooper T51

lap	Sect-1	Speed	Sect-2	Speed	Sect-3	Speed	Laptime	Pit	lap	Sect-1	Speed	Sect-2	Speed	Sect-3	Speed	Laptime	Pit
1	Out	80.9	54.664	67.8	28.407	107.9	2:04.485		6	35.619	93.6	52.800	73.3	32.044	80.9	2:00.463	
2	37.044	91.2	50.640	76.8	26.939	118.5	1:54.623		7	43.313	67.1	58.658	55.7	32.944	70.1	2:14.915	
3	35.355	91.0	49.567	79.0	26.862	112.4	1:51.784		8	40.822	66.2	57.519	46.5	27.555	118.7	2:05.896	
4	35.487	87.8	52.444	78.7	26.443	116.7	1:54.374		9	35.260	92.2	49.102	69.9	25.995	119.8	1:50.357	
5	34.897	91.1	49.138	75.1	26.542	119.6	1:50.577		10	36.266	95.1	48.882	73.4	25.581	122.0	1:50.729	

8 Tony Ditheridge (9) — Cooper T45

lap	Sect-1	Speed	Sect-2	Speed	Sect-3	Speed	Laptime	Pit	lap	Sect-1	Speed	Sect-2	Speed	Sect-3	Speed	Laptime	Pit
1	Out	74.0	53.382	69.7	27.487	110.6	2:04.340		5	35.635	89.1	50.354	67.6	27.436	114.5	1:53.425	
2	35.760	87.4	51.123	77.7	26.243	115.9	1:53.126		6	35.647	89.2	53.774	56.0	In		6:17.723	P
3	35.123	84.9	51.628	70.8	26.199	114.9	1:52.950		7	Out	81.9	50.861	74.5	26.064	110.2	1:59.909	P
4	35.133	85.7	49.805	78.7	26.415	111.1	1:51.353		8	36.684	92.1	50.159	76.2	26.050	114.1	1:52.893	

9 Mark Daniell (9) — Cooper T45

lap	Sect-1	Speed	Sect-2	Speed	Sect-3	Speed	Laptime	Pit	lap	Sect-1	Speed	Sect-2	Speed	Sect-3	Speed	Laptime	Pit
1	Out	74.8	54.330	70.6	28.084	107.2	2:06.218		6	33.852	92.2	52.274	61.6	38.986	67.9	2:05.112	
2	35.567	83.6	50.433	74.2	26.271	116.9	1:52.271		7	43.311	65.9	59.148	59.3	32.765	75.7	2:15.224	
3	35.067	74.8	49.179	78.4	25.335	120.2	1:49.581		8	41.037	66.2	57.444	52.2	26.628	117.1	2:05.109	
4	35.466	90.5	50.099	79.6	25.576	117.1	1:51.141		9	34.037	85.9	49.436	76.8	25.639	119.0	1:49.112	
5	33.992	83.7	47.938	77.8	24.885	121.8	1:46.815		10	35.797	85.9	48.488	76.8	25.443	119.8	1:49.728	

10 James Denty (10) — Lotus 32

lap	Sect-1	Speed	Sect-2	Speed	Sect-3	Speed	Laptime	Pit	lap	Sect-1	Speed	Sect-2	Speed	Sect-3	Speed	Laptime	Pit
1	Out	71.0	54.380	65.0	29.293	109.1	2:03.463		6	33.035	92.0	46.959	75.6	In		3:27.779	P
2	34.941	88.2	48.450	76.3	25.910	110.9	1:49.301		7	Out	62.3	57.755	60.8	31.977	79.4	2:17.721	P
3	34.330	89.8	47.613	75.6	25.785	110.7	1:47.728		8	38.217	87.0	47.609	78.7	25.442	111.1	1:51.268	
4	33.180	90.1	47.107	80.2	25.409	110.9	1:45.696		9	32.827	93.4	46.354	83.8	25.034	111.7	1:44.215	
5	33.002	87.7	48.609	80.1	25.361	111.7	1:46.972		10	32.597	92.2	46.368	82.7	25.025	113.2	1:43.990	

11 Jon Fairley (12) — Brabham BT11/19

lap	Sect-1	Speed	Sect-2	Speed	Sect-3	Speed	Laptime	Pit	lap	Sect-1	Speed	Sect-2	Speed	Sect-3	Speed	Laptime	Pit
1	Out	75.4	51.291	71.7	26.426	107.6	1:58.150		7	46.459	70.1	1:01.036	57.7	32.872	76.9	2:20.367	
2	35.763	84.8	48.500	78.4	24.927	122.9	1:49.190		8	41.003	66.8	57.185	75.1	27.620	124.9	2:05.808	
3	34.881	94.7	47.740	74.7	24.540	123.8	1:47.161		9	33.651	100.5	46.304	83.1	24.064	125.8	1:44.019	
4	33.263	102.3	46.342	85.3	24.094	125.6	1:43.699		10	32.651	96.2	45.896	87.2	23.776	126.6	1:42.323	
5	32.973	103.4	46.026	82.9	24.630	122.4	1:43.629		11	32.124	104.7	44.966	90.1	23.732	128.0	1:40.822	
6	34.745	93.8	1:00.694	58.3	39.698	61.8	2:15.137		12								

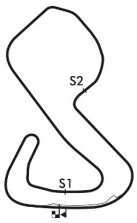

Session Start: 10:55:03 - Finish: 11:15:08
Weather/Track Conditions: Sunny / Dry
Circuit: Brands Hatch Grand Prix Circuit
Track Length: 3.916 Km - 2.4330 miles
Printed: 30-06-2018 - 11:21

MST

Legends of Brands Hatch Superprix - 30 Jun - 1 Jul 2018

HGPCA Pre '66 supported by Supagard and Dunlop Tyres

Qualifying for Race 6 - Sector Analysis

12 Rudi Friedrichs (7B) — Cooper T53

lap	Sect-1	Speed	Sect-2	Speed	Sect-3	Speed	Laptime	Pit	lap	Sect-1	Speed	Sect-2	Speed	Sect-3	Speed	Laptime	Pit
1							1:47.586		6							2:20.116	
2							1:46.969		7							2:26.320	
3							1:47.281		8							1:47.612	
4							1:47.073		9							1:46.713	
5							1:49.467		10							1:46.245	

17 Alan Baillie (10) — LDS 007

lap	Sect-1	Speed	Sect-2	Speed	Sect-3	Speed	Laptime	Pit	lap	Sect-1	Speed	Sect-2	Speed	Sect-3	Speed	Laptime	Pit
1	Out	79.1	54.036	69.0	27.562	109.1	2:05.943		3	35.407	86.0	48.490	76.6	25.834	115.9	1:49.731	
2	36.026	84.9	50.502	72.0	26.437	111.1	1:52.965		4	35.305	90.0	50.016	77.8	34.835	41.2	2:00.156	

18 Philippe Bonny (10) — Brabham BT2

lap	Sect-1	Speed	Sect-2	Speed	Sect-3	Speed	Laptime	Pit	lap	Sect-1	Speed	Sect-2	Speed	Sect-3	Speed	Laptime	Pit
1	Out	70.1	54.146	71.7	26.548	111.7	2:03.293		6	35.788	82.5	52.536	68.3	28.305	103.1	1:56.629	
2	35.417	88.4	51.515	73.4	26.371	112.2	1:53.303		7	37.219	76.3	57.607	60.8	32.668	85.4	2:07.494	
3	35.262	88.2	52.121	67.6	27.563	107.2	1:54.946		8	41.878	71.6	56.606	69.2	27.087	113.7	2:05.571	
4	35.473	81.1	52.308	73.4	27.857	106.5	1:55.638		9	34.853	88.6	48.998	75.8	26.051	112.8	1:49.902	
5	34.957	87.9	52.020	70.1	27.448	106.7	1:54.425		10	35.443	83.1	50.077	78.0	26.454	112.8	1:51.974	

22 Peter Horsman (12) — Lotus 18/21

lap	Sect-1	Speed	Sect-2	Speed	Sect-3	Speed	Laptime	Pit	lap	Sect-1	Speed	Sect-2	Speed	Sect-3	Speed	Laptime	Pit
1	Out	69.4	51.499	72.6	26.378	119.2	2:03.777		7	40.467	61.9	1:13.778	45.4	39.885	64.5	2:34.130	
2	34.868	93.6	46.461	79.4	24.530	127.0	1:45.859		8	49.293	64.0	1:07.871	65.0	29.096	96.5	2:26.260	
3	33.196	99.3	45.619	84.0	23.959	128.2	1:42.774		9	34.415	94.3	47.841	77.0	23.970	128.5	1:46.226	
4	32.540	98.4	46.351	76.3	24.339	127.3	1:43.230		10	32.530	100.0	44.893	83.2	23.795	128.7	1:41.218	
5	32.490	104.1	45.172	85.5	23.851	128.2	1:41.513		11	32.551	102.8	44.993	82.4	24.055	127.3	1:41.599	
6	32.330	103.7	45.005	80.0	23.895	124.0	1:41.230		12								

24 Charles McCabe (7B) — Lotus 18

lap	Sect-1	Speed	Sect-2	Speed	Sect-3	Speed	Laptime	Pit	lap	Sect-1	Speed	Sect-2	Speed	Sect-3	Speed	Laptime	Pit
1	Out	69.3	55.973	65.0	27.764	111.3	2:07.551		6	38.768	67.6	57.356	60.4	29.826	87.8	2:05.950	
2	36.756	86.1	50.738	67.6	26.246	114.3	1:53.740		7	42.120	80.5	56.825	58.8	29.533	92.5	2:08.478	
3	35.542	78.0	52.959	68.0	27.524	122.4	1:56.025		8	42.669	68.9	52.036	70.9	25.764	124.9	2:00.469	
4	35.291	88.7	49.213	70.3	25.693	125.4	1:50.197		9	35.414	85.4	49.496	76.2	25.899	124.7	1:50.809	
5	35.039	86.9	49.045	73.3	25.234	126.3	1:49.318		10	34.536	88.2	49.506	79.6	24.908	127.0	1:48.950	

27 Steve Hart (9) — Cooper T51

lap	Sect-1	Speed	Sect-2	Speed	Sect-3	Speed	Laptime	Pit	lap	Sect-1	Speed	Sect-2	Speed	Sect-3	Speed	Laptime	Pit
1	Out	74.9	52.289	69.9	26.550	117.7	2:02.952		6	35.227	87.9	52.883	66.9	31.263	76.9	1:59.373	
2	36.939	86.4	50.620	72.7	26.063	118.7	1:53.622		7	43.192	71.3	58.043	52.5	32.754	72.0	2:13.989	
3	35.123	93.0	50.992	74.5	26.246	116.9	1:52.361		8	41.273	66.8	55.974	55.9	26.776	119.4	2:04.023	
4	35.355	84.0	48.720	71.7	25.912	117.1	1:49.987		9	34.913	82.9	48.514	71.1	25.879	118.5	1:49.306	
5	34.884	83.9	49.665	73.4	25.842	115.9	1:50.391		10	36.977	89.9	48.547	72.3	25.841	117.3	1:51.365	

32 Bernardo Hartogs (10) — Lotus 18/21

lap	Sect-1	Speed	Sect-2	Speed	Sect-3	Speed	Laptime	Pit	lap	Sect-1	Speed	Sect-2	Speed	Sect-3	Speed	Laptime	Pit
1	Out	75.4	53.584	74.7	28.160	106.0	2:02.748		6	35.065	87.9	52.520	73.8	29.607	85.6	1:57.192	
2	35.427	84.3	51.208	79.7	27.026	107.7	1:53.661		7	42.943	69.1	57.699	54.5	32.752	71.2	2:13.394	
3	35.599	86.7	52.093	77.9	27.046	107.2	1:54.738		8	41.442	66.3	56.100	63.0	28.475	110.9	2:06.017	
4	35.630	83.9	52.994	77.9	27.065	105.7	1:55.689		9	33.786	87.2	49.562	78.9	26.333	112.0	1:49.681	
5	35.777	86.2	53.270	74.7	28.052	108.6	1:57.099		10	35.641	89.4	49.262	83.8	26.336	111.5	1:51.239	

36 Chris Drake (10) — Cooper T71/73

lap	Sect-1	Speed	Sect-2	Speed	Sect-3	Speed	Laptime	Pit	lap	Sect-1	Speed	Sect-2	Speed	Sect-3	Speed	Laptime	Pit
1	Out	90.3	51.953	71.0	26.086	116.9	1:58.087		6	32.876	93.9	46.461	82.5	26.817	86.9	1:46.154	
2	33.344	90.6	47.356	76.2	24.946	119.8	1:45.646		7	39.267	74.2	58.417	43.9	40.082	65.2	2:17.766	
3	33.287	92.7	46.808	80.4	24.694	118.7	1:44.789		8	50.113	63.3	1:07.541	57.0	In		4:16.697	P
4	32.723	93.5	46.385	81.5	24.532	119.8	1:43.640		9	Out	88.2	48.868	84.3	24.832	118.3	1:52.622	P
5	32.968	93.8	47.154	85.5	24.617	118.7	1:44.739		10	32.208	95.0	47.161	83.4	24.758	117.1	1:44.127	

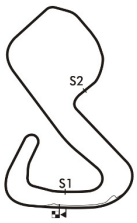

Session Start: 10:55:03 - Finish: 11:15:08
Weather/Track Conditions: Sunny / Dry
Circuit: Brands Hatch Grand Prix Circuit
Track Length: 3.916 Km - 2.4330 miles
Printed: 30-06-2018 - 11:21

MST

Legends of Brands Hatch Superprix - 30 Jun - 1 Jul 2018

HGPCA Pre '66 supported by Supagard and Dunlop Tyres

Qualifying for Race 6 - Sector Analysis

37 Eddy Perk (10) — Heron F1

lap	Sect-1	Speed	Sect-2	Speed	Sect-3	Speed	Laptime	Pit	lap	Sect-1	Speed	Sect-2	Speed	Sect-3	Speed	Laptime	Pit
1	Out	74.8	53.274	72.5	25.985	117.1	2:00.992		6	33.169	90.7	55.488	54.4	40.669	59.6	2:09.326	
2	34.754	87.3	49.020	74.8	25.593	118.5	1:49.367		7	42.219	68.3	1:00.432	59.1	33.025	77.7	2:15.676	
3	33.991	89.1	47.688	76.6	26.022	116.3	1:47.701		8	40.991	66.1	57.540	56.1	26.793	115.9	2:05.324	
4	33.864	92.9	47.634	72.4	25.403	116.7	1:46.901		9	33.182	91.0	47.178	76.0	25.117	116.5	1:45.477	
5	33.088	97.0	48.292	69.7	26.146	115.7	1:47.526		10	49.118	93.3	48.332	76.1	25.680	108.1	2:03.130	

43 Tania Pilkington (9) — Cooper T43

lap	Sect-1	Speed	Sect-2	Speed	Sect-3	Speed	Laptime	Pit	lap	Sect-1	Speed	Sect-2	Speed	Sect-3	Speed	Laptime	Pit
1	Out	71.3	1:10.906	63.4	31.803	94.7	2:29.163		6	45.098	63.2	1:02.299	58.9	33.341	80.5	2:20.738	
2	38.465	76.8	1:03.048	68.3	28.633	102.0	2:10.146		7	46.121	69.3	58.859	63.6	28.837	105.0	2:13.817	
3	37.975	73.9	55.251	65.7	28.545	103.7	2:01.771		8	37.353	79.1	51.427	72.6	27.358	105.7	1:56.138	
4	37.368	75.2	54.290	69.7	27.921	105.2	1:59.579		9	35.560	81.9	51.396	76.8	27.380	104.5	1:54.336	
5	38.131	81.7	54.219	62.4	33.305	84.3	2:05.655		10	36.447	79.7	1:03.485	68.7	30.421	63.9	2:10.353	

47 Brian Jolliffe (9) — Cooper T45

lap	Sect-1	Speed	Sect-2	Speed	Sect-3	Speed	Laptime	Pit	lap	Sect-1	Speed	Sect-2	Speed	Sect-3	Speed	Laptime	Pit
1	Out	64.2	55.324	67.1	28.094	111.3	2:08.475		6	41.011	37.8	1:19.381	53.2	38.522	69.6	2:38.914	
2	36.562	85.0	50.905	72.0	26.472	114.5	1:53.939		7	49.890	55.9	1:09.260	58.7	32.186	96.0	2:31.336	
3	35.577	80.7	52.321	71.4	27.220	108.9	1:55.118		8	37.018	83.0	49.591	74.9	27.244	111.1	1:53.853	
4	35.938	83.2	51.089	71.8	27.303	110.4	1:54.330		9	35.942	87.3	50.772	75.6	26.728	110.0	1:53.442	
5	36.094	86.5	50.820	68.8	27.149	106.5	1:54.063		10	36.677	76.0	50.151	76.2	28.685	102.8	1:55.513	

49 Andrew Beaumont (12) — Lotus 18

lap	Sect-1	Speed	Sect-2	Speed	Sect-3	Speed	Laptime	Pit	lap	Sect-1	Speed	Sect-2	Speed	Sect-3	Speed	Laptime	Pit
1	Out	77.7	55.008	66.2	26.704	115.9	2:02.746		6	34.739	91.2	54.713	55.4	In		5:30.063	P
2	34.452	91.7	48.117	73.8	25.716	122.4	1:48.285		7	Out	88.1	46.755	76.6	24.879	116.3	1:55.383	P
3	34.117	90.0	48.475	77.5	24.980	126.3	1:47.572		8	32.492	97.9	45.907	80.2	25.008	117.7	1:43.407	
4	34.587	95.9	47.653	78.2	24.704	120.9	1:46.944		9	32.671	97.3	46.250	82.3	24.572	113.9	1:43.493	
5	32.249	95.8	46.491	81.7	24.823	121.5	1:43.563		10								

61 Rainer Ott (12) — Cooper T53

lap	Sect-1	Speed	Sect-2	Speed	Sect-3	Speed	Laptime	Pit	lap	Sect-1	Speed	Sect-2	Speed	Sect-3	Speed	Laptime	Pit
1	Out	77.8	55.094	66.1	In		14:52.218	P	2								

73 Tom Dark (7B) — Cooper T51

lap	Sect-1	Speed	Sect-2	Speed	Sect-3	Speed	Laptime	Pit	lap	Sect-1	Speed	Sect-2	Speed	Sect-3	Speed	Laptime	Pit
1	Out	77.0	53.472	75.8	26.128	120.9	1:59.124		5	33.577	95.9	47.488	87.6	24.560	128.2	1:45.625	
2	34.684	79.5	49.923	78.8	25.369	124.7	1:49.976		6	5:15.340	57.7	1:05.243	63.1	In		8:05.530	P
3	33.235	91.2	47.770	85.3	24.311	125.4	1:45.316		7	Out	81.7	49.233	83.0	24.759	116.3	1:53.815	P
4	33.860	89.3	47.579	83.0	24.519	125.6	1:45.958		8	34.201	95.2	47.367	82.5	24.173	128.0	1:45.741	

77 Malcolm Cook (10) — Brabham BT10

lap	Sect-1	Speed	Sect-2	Speed	Sect-3	Speed	Laptime	Pit	lap	Sect-1	Speed	Sect-2	Speed	Sect-3	Speed	Laptime	Pit
1							1:51.807		6							2:30.553	
2							1:58.835		7							2:00.942	
3							1:52.392		8							1:52.593	
4							1:50.999		9							1:51.152	
5							2:37.167		10								

80 Nick Taylor (10) — Lotus 18

lap	Sect-1	Speed	Sect-2	Speed	Sect-3	Speed	Laptime	Pit	lap	Sect-1	Speed	Sect-2	Speed	Sect-3	Speed	Laptime	Pit
1	Out	64.6	54.939	63.5	29.709	103.9	2:10.604		6	43.258	74.0	58.020	53.4	32.595	67.3	2:13.873	
2	37.516	85.3	49.821	72.0	26.082	113.5	1:53.419		7	41.382	70.1	56.216	60.0	26.724	114.9	2:04.322	
3	34.760	93.4	50.420	73.4	25.755	114.1	1:50.935		8	34.868	88.7	48.579	73.8	26.045	113.9	1:49.492	
4	33.819	91.2	48.449	74.5	In		4:00.289	P	9	35.248	91.6	48.311	76.9	25.521	114.1	1:49.080	
5	Out	82.8	53.647	71.2	29.525	76.4	2:04.518	P	10								

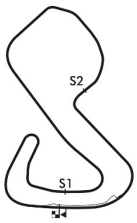

Session Start: 10:55:03 - Finish: 11:15:08
Weather/Track Conditions: Sunny / Dry
Circuit: Brands Hatch Grand Prix Circuit
Track Length: 3.916 Km - 2.4330 miles
Printed: 30-06-2018 - 11:21

MST

Legends of Brands Hatch Superprix - 30 Jun - 1 Jul 2018

HGPCA Pre '66 supported by Supagard and Dunlop Tyres

Qualifying for Race 6 - Sector Analysis

99	John Evans (12)								Brabham BT4								
lap	Sect-1	Speed	Sect-2	Speed	Sect-3	Speed	Laptime	Pit	lap	Sect-1	Speed	Sect-2	Speed	Sect-3	Speed	Laptime	Pit
1	Out	64.8	51.833	67.8	26.156	120.2	2:03.573		4	34.192	84.3	49.430	72.6	25.721	119.6	1:49.343	
2	35.007	84.5	49.000	71.9	26.156	114.9	1:50.163		5	34.859	79.1	50.834	68.0	26.433	125.4	1:52.126	
3	35.298	83.9	48.469	74.0	25.087	127.5	1:48.854		6	41.093	59.8	1:07.133	52.5	In		4:51.572	P

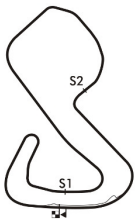

Session Start: 10:55:03 - Finish: 11:15:08
Weather/Track Conditions: Sunny / Dry
Circuit: Brands Hatch Grand Prix Circuit
Track Length: 3.916 Km - 2.4330 miles

Printed: 30-06-2018 - 11:21

Legends of Brands Hatch Superprix - 30 Jun - 1 Jul 2018

HGPCA Pre '66 supported by Supagard and Dunlop Tyres

Qualifying for Race 6 - Best Sector Times

	SECTOR 1			SECTOR 2			SECTOR 3		
	NO	TIME	LAP	NO	TIME	LAP	NO	TIME	LAP
1	11	32.124	11	22	44.893	10	11	23.732	11
2	36	32.208	10	11	44.966	11	22	23.795	10
3	49	32.249	5	49	45.907	8	73	24.173	8
4	22	32.330	6	10	46.354	9	36	24.532	4
5	10	32.597	10	36	46.385	4	49	24.572	9
6	37	33.088	5	37	47.178	9	9	24.885	5
7	73	33.235	3	73	47.367	8	24	24.908	10
8	5	33.697	5	9	47.938	5	10	25.025	10
9	32	33.786	9	80	48.311	9	99	25.087	3
10	80	33.819	4	5	48.335	3	37	25.117	9
11	9	33.852	6	99	48.469	3	80	25.521	9
12	99	34.192	4	17	48.490	3	7	25.581	10
13	24	34.536	10	27	48.514	9	5	25.661	10
14	18	34.853	9	7	48.882	10	17	25.834	3
15	27	34.884	5	18	48.998	9	27	25.841	10
16	7	34.897	5	24	49.045	5	8	26.050	8
17	8	35.123	3	32	49.262	10	18	26.051	9
18	17	35.305	4	47	49.591	8	32	26.333	9
19	43	35.560	9	8	49.805	4	47	26.472	2
20	47	35.577	3	43	51.396	9	6	27.278	2
21	6	37.021	4	6	52.721	4	43	27.358	8
22	2			61	55.094	1	2		
23	3			2			3		
24	12			3			12		
25	28			12			28		
26	61			28			61		
27	77			77			77		

IDEAL / BEST LAP COMPARISON

NO	NAME	BEST	IN	IDEAL	DIFF
11	Jon Fairley	1:40.822	11	1:40.822	+0.000
22	Peter Horsman	1:41.218	10	1:41.018	+0.200
49	Andrew Beaumont	1:43.407	8	1:42.728	+0.679
36	Chris Drake	1:43.640	4	1:43.125	+0.515
10	James Denty	1:43.990	10	1:43.976	+0.014
3	Sam Wilson	1:44.123	8		+
73	Tom Dark	1:45.316	3	1:44.775	+0.541
37	Eddy Perk	1:45.477	9	1:45.383	+0.094
12	Rudi Friedrichs	1:46.245	10		+
9	Mark Daniell	1:46.815	5	1:46.675	+0.140
5	Tony Smith	1:48.449	3	1:47.693	+0.756
99	John Evans	1:48.854	3	1:47.748	+1.106
24	Charles McCabe	1:48.950	10	1:48.489	+0.461
80	Nick Taylor	1:49.080	9	1:47.651	+1.429
27	Steve Hart	1:49.306	9	1:49.239	+0.067
32	Bernardo Hartogs	1:49.681	9	1:49.381	+0.300
17	Alan Baillie	1:49.731	3	1:49.629	+0.102
18	Philippe Bonny	1:49.902	9	1:49.902	+0.000
7	Paul Griffin	1:50.357	9	1:49.360	+0.997
77	Malcolm Cook	1:50.999	4		+
8	Tony Ditheridge	1:51.353	4	1:50.978	+0.375
47	Brian Jolliffe	1:53.442	9	1:51.640	+1.802
43	Tania Pilkington	1:54.336	9	1:54.314	+0.022
6	Chris Helliwell	1:59.434	2	1:57.020	+2.414
61	Rainer Ott				+

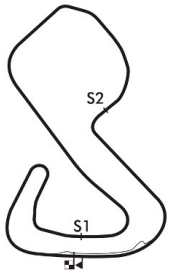

Session Start: 10:55:03 - Finish: 11:15:08
Weather/Track Conditions: Sunny / Dry
Circuit: Brands Hatch Grand Prix Circuit
Track Length: 3.916 Km - 2.4330 miles

Printed: 30-06-2018 - 11:22

Legends of Brands Hatch Superprix - 30 Jun - 1 Jul 2018

HGPCA Pre '66 supported by Supagard and Dunlop Tyres

Qualifying for Race 6 - Best Sector Speeds

	NO	SECTOR 1	MPH	NO	SECTOR 2	MPH	NO	SECTOR 3	MPH
1	11	Jon Fairley	104.7	11	Jon Fairley	90.1	22	Peter Horsman	128.7
2	22	Peter Horsman	104.1	73	Tom Dark	87.6	73	Tom Dark	128.2
3	49	Andrew Beaumont	97.9	22	Peter Horsman	85.5	11	Jon Fairley	128.0
4	37	Eddy Perk	97.0	36	Chris Drake	85.5	99	John Evans	127.5
5	73	Tom Dark	95.9	10	James Denty	83.8	24	Charles McCabe	127.0
6	7	Paul Griffin	95.1	32	Bernardo Hartogs	83.8	49	Andrew Beaumont	126.3
7	36	Chris Drake	95.0	49	Andrew Beaumont	82.3	7	Paul Griffin	122.0
8	5	Tony Smith	94.4	24	Charles McCabe	79.6	9	Mark Daniell	121.8
9	10	James Denty	93.4	9	Mark Daniell	79.6	5	Tony Smith	121.5
10	80	Nick Taylor	93.4	7	Paul Griffin	79.0	36	Chris Drake	119.8
11	27	Steve Hart	93.0	8	Tony Ditheridge	78.7	27	Steve Hart	119.4
12	9	Mark Daniell	92.2	18	Philippe Bonny	78.0	37	Eddy Perk	118.5
13	8	Tony Ditheridge	92.1	17	Alan Baillie	77.8	8	Tony Ditheridge	115.9
14	17	Alan Baillie	90.0	80	Nick Taylor	76.9	17	Alan Baillie	115.9
15	32	Bernardo Hartogs	89.4	43	Tania Pilkington	76.8	80	Nick Taylor	114.9
16	24	Charles McCabe	88.7	37	Eddy Perk	76.6	47	Brian Jolliffe	114.5
17	18	Philippe Bonny	88.6	47	Brian Jolliffe	76.2	18	Philippe Bonny	113.7
18	47	Brian Jolliffe	87.3	27	Steve Hart	74.5	10	James Denty	113.2
19	99	John Evans	84.5	5	Tony Smith	74.4	32	Bernardo Hartogs	112.0
20	43	Tania Pilkington	81.9	99	John Evans	74.0	6	Chris Helliwell	108.1
21	6	Chris Helliwell	81.3	6	Chris Helliwell	68.7	43	Tania Pilkington	105.7
22	61	Rainer Ott	77.8	61	Rainer Ott	66.1	2	Rod Jolley	0.0
23	2	Rod Jolley	0.0	2	Rod Jolley	0.0	3	Sam Wilson	0.0
24	3	Sam Wilson	0.0	3	Sam Wilson	0.0	12	Rudi Friedrichs	0.0
25	12	Rudi Friedrichs	0.0	12	Rudi Friedrichs	0.0	28	Malcolm Cook	0.0
26	28	Malcolm Cook	0.0	28	Malcolm Cook	0.0	61	Rainer Ott	0.0
27	77	Malcolm Cook	0.0	77	Malcolm Cook	0.0	77	Malcolm Cook	0.0

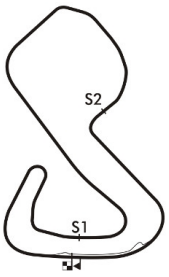

Session Start: 10:55:03 - Finish: 11:15:08
Weather/Track Conditions: Sunny / Dry
Circuit: Brands Hatch Grand Prix Circuit
Track Length: 3.916 Km - 2.4330 miles

Printed: 30-06-2018 - 11:22

Legends of Brands Hatch Superprix - 30 Jun - 1 Jul 2018

HGPCA Pre '66 supported by Supagard and Dunlop Tyres

Race 6 - Starting Grid

Sheet No:

Start Time : 16:25 - Heat Duration : 20 Minutes

ROW				
12	23	43	Tania Pilkington	
11	21	8	Tony Ditheridge	
10	19	7	Paul Griffin	
9	17	17	Alan Baillie	
8	15	27	Steve Hart	
7	13	24	Charles McCabe	
6	11	5	Tony Smith	
5	9	12	Rudi Friedrichs	
4	7	73	Tom Dark	
3	5	10	James Denty	
2	3	49	Andrew Beaumont	
1	1	11	Jon Fairley	Pole Right
	24	6	Chris Helliwell	
	22	47	Brian Jolliffe	
	20	77	Malcolm Cook	
	18	18	Philippe Bonny	
	16	32	Bernardo Hartogs	
	14	80	Nick Taylor	
	12	99	John Evans	
	10	9	Mark Daniell	
	8	37	Eddy Perk	
	6	3	Sam Wilson	
	4	36	Chris Drake	
	2	22	Peter Horsman	

Circuit: Brands Hatch Grand Prix Circuit
Track Length: 3.916 Km - 2.4330 miles

These results are provisional until the conclusion of any judicial and technical matters.

Clerk of the Course:	Timekeeper:	Issued at:
	Nick Palmer	

MST

Printed : 30-06-2018 - 11:19

Results: www.mstworld.com. Live Timing: https://livetiming.getraceresults.com/mst. Email: timing@mstworld.com

Legends of Brands Hatch Superprix - 30 Jun - 1 Jul 2018

HGPCA Pre '66 supported by Supagard and Dunlop Tyres

Race 6 - Classification

Sheet No:

POS	NO	DRIVER/S	CLASS	CLASS POS	CAR MAKE / MODEL	TIME	LAPS	GAP	DIFF	MPH	BEST	ON
1	11	Jon Fairley	12	1	Brabham BT11/19	20:17.296	12	-- 12 laps		86.34	1:40.209	5
2	22	Peter Horsman	12	2	Lotus 18/21	20:23.475	12	6.179	6.179	85.90	1:40.071	5
3	36	Chris Drake	10	1	Cooper T71/73	20:57.309	12	40.013	33.834	83.59	1:43.314	7
4	12	Rudi Friedrichs	7B	1	Cooper T53	21:03.816	12	46.520	6.507	83.16	1:43.121	8
5	10	James Denty	10	2	Lotus 32	21:11.374	12	54.078	7.558	82.67	1:43.314	12
6	9	Mark Daniell	9	1	Cooper T45	21:13.099	12	55.803	1.725	82.56	1:44.055	11
7	99	John Evans	12	3	Brabham BT4	21:24.479	12	1:07.183	11.380	81.82	1:44.740	9
8	37	Eddy Perk	10	3	Heron F1	21:27.206	12	1:09.910	2.727	81.65	1:44.565	7
9	80	Nick Taylor	10	4	Lotus 18	21:27.478	12	1:10.182	0.272	81.64	1:44.891	8
10	27	Steve Hart	9	2	Cooper T51	21:46.498	12	1:29.202	19.020	80.44	1:46.586	10
11	24	Charles McCabe	7B	2	Lotus 18	21:51.949	12	1:34.653	5.451	80.11	1:46.753	5
12	5	Tony Smith	7B	3	Cooper T51	22:09.617	12	1:52.321	17.668	79.04	1:47.929	10
13	17	Alan Baillie	10	5	LDS 007	20:29.749	11	-- 11 laps	12.609	78.34	1:47.883	11
14	7	Paul Griffin	7B	4	Cooper T51	20:31.590	11	1.841	1.841	78.22	1:49.062	8
15	77	Malcolm Cook	10	6	Brabham BT10	20:46.364	11	16.615	14.774	77.30	1:48.369	11
16	18	Philippe Bonny	10	7	Brabham BT2	20:48.004	11	18.255	1.640	77.20	1:49.226	10
17	8	Tony Ditheridge	9	3	Cooper T45	20:52.540	11	22.791	4.536	76.92	1:51.892	3
18	32	Bernardo Hartogs	10	8	Lotus 18/21	20:59.226	11	29.477	6.686	76.51	1:49.726	7
19	47	Brian Jolliffe	9	4	Cooper T45	21:11.015	11	41.266	11.789	75.80	1:52.154	5
20	43	Tania Pilkington	9	5	Cooper T43	21:45.516	11	1:15.767	34.501	73.79	1:55.135	11
21	3	Sam Wilson	11	1	Lotus 24	20:50.308	9	-- 9 laps --	2:57.058	63.04	1:44.384	2
		---------- NOT CLASSIFIED ----------										
DNF	73	Tom Dark	7B		Cooper T51	10:46.822	6	-- 6 laps --		81.24	1:44.361	4
DNF	6	Chris Helliwell	10		Cooper T75	9:47.204	5	-- 5 laps --	52.177	74.58	1:53.478	2
DNF	49	Andrew Beaumont	12		Lotus 18	3:33.690	2	-- 2 laps --		81.97	1:43.937	2

---------- FASTEST LAP SUMMARY ----------

NO	DRIVER/S	CLASS	CAR MAKE / MODEL	FASTEST LAP	ON	MPH
22	Peter Horsman	12	Lotus 18/21	1:40.071	5	87.53
12	Rudi Friedrichs	7B	Cooper T53	1:43.121	8	84.94
36	Chris Drake	10	Cooper T71/73	1:43.314	7	84.78
10	James Denty	10	Lotus 32	1:43.314	12	84.78
9	Mark Daniell	9	Cooper T45	1:44.055	11	84.17
3	Sam Wilson	11	Lotus 24	1:44.384	2	83.91

Cars 3 & 12 require working transponders - Regulation Q12.2.1 refers.

Session Start: 16:36:36 - Finish: 16:56:54
Weather/Track Conditions: Sunny / Dry
Circuit: Brands Hatch Grand Prix Circuit
Track Length: 3.916 Km - 2.4330 miles

These results are provisional until the conclusion of any judicial and technical matters.

Clerk of the Course:	Timekeeper:	Issued at:
	Nick Palmer	

MST

Printed: 30-06-2018 - 17:00

Legends of Brands Hatch Superprix - 30 Jun - 1 Jul 2018

HGPCA Pre '66 supported by Supagard and Dunlop Tyres

Race 6 - Sector Analysis

3	Sam Wilson (11)								Lotus 24							
lap	Sect-1	Speed	Sect-2	Speed	Sect-3	Speed	Laptime	Pit	lap	Sect-1	Speed	Sect-2	Speed	Sect-3	Speed	Laptime	Pit
1							1:52.160		6							1:46.294	
2							1:44.384		7							4:26.048	
3							2:59.606		8			In		In		1:55.583	P
4			In		In		1:51.332	P	9							2:29.280	
5							1:45.621		10								

5	Tony Smith (7B)								Cooper T51							
lap	Sect-1	Speed	Sect-2	Speed	Sect-3	Speed	Laptime	Pit	lap	Sect-1	Speed	Sect-2	Speed	Sect-3	Speed	Laptime	Pit
1		89.1	50.199	72.9	27.054	119.2	2:01.713		7	34.547	93.0	49.139	75.6	25.789	117.9	1:49.475	
2	34.721	95.8	49.028	73.7	27.047	108.4	1:50.796		8	34.239	96.5	48.776	77.9	25.995	114.5	1:49.010	
3	35.044	94.4	49.268	76.2	26.361	119.4	1:50.673		9	34.203	89.8	48.815	76.3	25.792	116.9	1:48.810	
4	34.546	92.5	49.171	74.4	26.333	111.5	1:50.050		10	33.702	94.7	48.510	77.3	25.717	119.4	1:47.929	
5	34.733	95.0	49.742	76.4	26.058	117.3	1:50.533		11	34.154	91.2	48.179	76.8	25.617	119.0	1:47.950	
6	34.399	94.4	49.312	74.4	26.490	110.7	1:50.201		12	37.231	87.9	49.456	69.3	25.790	113.7	1:52.477	

6	Chris Helliwell (10)								Cooper T75							
lap	Sect-1	Speed	Sect-2	Speed	Sect-3	Speed	Laptime	Pit	lap	Sect-1	Speed	Sect-2	Speed	Sect-3	Speed	Laptime	Pit
1		79.4	53.054	66.1	27.379	110.6	2:10.178		4	36.015	82.3	51.001	71.0	27.126	107.2	1:54.142	
2	35.924	86.3	51.193	72.5	26.361	111.3	1:53.478		5	36.180	81.9	51.100	72.6	26.943	101.6	1:54.223	
3	36.527	89.8	51.532	70.4	27.124	108.9	1:55.183		6								

7	Paul Griffin (7B)								Cooper T51							
lap	Sect-1	Speed	Sect-2	Speed	Sect-3	Speed	Laptime	Pit	lap	Sect-1	Speed	Sect-2	Speed	Sect-3	Speed	Laptime	Pit
1		86.0	52.005	73.0	26.623	112.4	2:06.382		7	34.822	97.0	49.015	80.9	25.978	116.7	1:49.815	
2	36.051	94.7	50.120	75.2	26.616	113.7	1:52.787		8	34.461	93.8	48.900	83.7	25.701	113.9	1:49.062	
3	35.096	92.5	51.824	72.9	26.412	113.9	1:53.332		9	34.928	92.4	48.522	80.2	25.664	113.5	1:49.114	
4	35.367	92.9	49.819	82.2	26.079	113.9	1:51.265		10	34.310	92.7	50.121	83.2	25.977	118.3	1:50.408	
5	35.022	96.2	49.621	80.1	26.085	115.3	1:50.728		11	34.436	95.2	48.754	82.8	26.019	105.9	1:49.209	
6	34.914	92.4	48.803	83.3	25.771	115.9	1:49.488		12								

8	Tony Ditheridge (9)								Cooper T45							
lap	Sect-1	Speed	Sect-2	Speed	Sect-3	Speed	Laptime	Pit	lap	Sect-1	Speed	Sect-2	Speed	Sect-3	Speed	Laptime	Pit
1		82.3	53.137	74.6	26.295	116.1	2:06.930		7	35.466	91.2	50.563	72.9	26.426	112.8	1:52.455	
2	36.391	89.1	50.972	77.1	26.629	111.8	1:53.992		8	35.810	87.6	49.998	75.7	26.232	112.2	1:52.040	
3	35.531	91.5	50.135	74.4	26.226	112.8	1:51.892		9	36.338	90.3	50.380	75.8	26.050	113.0	1:52.768	
4	35.878	90.9	49.896	78.2	26.142	114.3	1:51.916		10	36.013	84.8	51.157	70.8	26.172	113.7	1:53.342	
5	35.763	86.5	50.392	73.1	26.113	110.7	1:52.268		11	35.499	89.2	50.358	76.1	26.178	113.2	1:52.035	
6	36.293	84.5	50.547	73.7	26.062	112.6	1:52.902		12								

9	Mark Daniell (9)								Cooper T45							
lap	Sect-1	Speed	Sect-2	Speed	Sect-3	Speed	Laptime	Pit	lap	Sect-1	Speed	Sect-2	Speed	Sect-3	Speed	Laptime	Pit
1		85.7	48.143	79.1	25.573	119.8	1:56.287		7	33.298	91.1	47.470	80.4	25.789	119.4	1:46.557	
2	33.007	93.5	47.530	83.5	25.161	119.6	1:45.698		8	33.165	90.1	46.655	80.3	25.406	119.2	1:45.226	
3	33.046	92.2	47.260	84.1	25.142	119.8	1:45.448		9	32.851	91.6	47.048	80.0	24.944	120.2	1:44.843	
4	33.134	93.0	47.300	83.2	24.855	120.2	1:45.289		10	33.332	85.4	47.249	85.5	24.685	120.9	1:45.266	
5	33.595	88.6	46.881	80.7	25.684	119.2	1:46.160		11	33.003	94.7	46.355	84.3	24.697	120.9	1:44.055	
6	32.749	92.7	46.330	84.5	25.033	118.3	1:44.112		12	32.891	94.6	46.506	83.4	24.761	121.3	1:44.158	

10	James Denty (10)								Lotus 32							
lap	Sect-1	Speed	Sect-2	Speed	Sect-3	Speed	Laptime	Pit	lap	Sect-1	Speed	Sect-2	Speed	Sect-3	Speed	Laptime	Pit
1		78.5	48.724	80.3	25.657	114.9	1:56.557		7	33.266	91.5	47.210	87.1	26.026	112.4	1:46.502	
2	33.348	92.1	47.188	78.9	25.178	116.1	1:45.714		8	32.632	94.8	46.999	85.7	26.210	113.7	1:45.841	
3	33.294	91.0	47.088	78.7	25.280	114.1	1:45.662		9	32.486	93.0	46.809	79.6	24.972	116.9	1:44.267	
4	33.071	91.5	47.226	79.6	24.948	115.3	1:45.245		10	32.639	93.9	46.413	82.7	25.133	112.8	1:44.185	
5	32.850	93.5	47.244	86.8	25.627	110.9	1:45.721		11	32.422	95.1	46.504	85.0	25.009	112.6	1:43.935	
6	32.487	93.9	46.901	80.7	25.043	115.1	1:44.431		12	32.393	95.0	46.228	83.9	24.693	115.1	1:43.314	

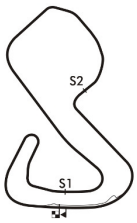

Session Start: 16:36:36 - Finish: 16:56:54
Weather/Track Conditions: Sunny / Dry
Circuit: Brands Hatch Grand Prix Circuit
Track Length: 3.916 Km - 2.4330 miles
Printed: 30-06-2018 - 17:03

Legends of Brands Hatch Superprix - 30 Jun - 1 Jul 2018

HGPCA Pre '66 supported by Supagard and Dunlop Tyres

Race 6 - Sector Analysis

11 Jon Fairley (12) — Brabham BT11/19

lap	Sect-1	Speed	Sect-2	Speed	Sect-3	Speed	Laptime	Pit	lap	Sect-1	Speed	Sect-2	Speed	Sect-3	Speed	Laptime	Pit
1		104.1	45.752	87.6	23.870	126.8	1:47.208		7	32.292	101.7	44.732	83.6	23.488	127.0	1:40.512	
2	32.416	104.6	45.068	85.0	23.793	125.8	1:41.277		8	32.292	101.4	44.692	88.3	24.561	126.3	1:41.545	
3	32.718	105.9	44.652	86.3	23.553	125.8	1:40.923		9	31.907	101.4	46.140	91.0	23.808	125.8	1:41.855	
4	32.171	104.4	45.309	87.6	23.918	125.6	1:41.398		10	32.423	101.6	44.414	88.3	23.372	127.8	1:40.209	
5	31.970	104.6	44.829	85.0	23.410	126.6	1:40.209		11	31.668	102.0	44.939	87.9	23.905	126.6	1:40.512	
6	31.715	105.9	44.968	86.6	23.700	126.1	1:40.383		12	31.978	100.9	45.040	83.5	24.247	120.7	1:41.265	

12 Rudi Friedrichs (7B) — Cooper T53

lap	Sect-1	Speed	Sect-2	Speed	Sect-3	Speed	Laptime	Pit	lap	Sect-1	Speed	Sect-2	Speed	Sect-3	Speed	Laptime	Pit
1							1:53.060		7							1:43.695	
2							1:44.333		8							1:43.121	
3							1:44.355		9							1:48.542	
4							1:45.445		10							1:43.342	
5							1:45.132		11							1:44.714	
6							1:44.260		12							1:43.817	

17 Alan Baillie (10) — LDS 007

lap	Sect-1	Speed	Sect-2	Speed	Sect-3	Speed	Laptime	Pit	lap	Sect-1	Speed	Sect-2	Speed	Sect-3	Speed	Laptime	Pit
1		84.0	52.558	74.0	26.325	110.7	2:07.454		7	34.022	91.6	49.451	77.0	25.511	114.1	1:48.984	
2	36.348	83.1	49.793	77.7	25.999	102.2	1:52.140		8	34.304	77.7	49.542	77.6	26.365	108.2	1:50.211	
3	35.180	87.9	50.396	76.4	26.232	110.6	1:51.808		9	34.662	73.7	48.954	80.4	26.063	108.4	1:49.679	
4	35.060	89.9	49.611	79.3	25.814	111.3	1:50.485		10	33.943	88.9	50.049	82.9	26.170	116.1	1:50.162	
5	34.874	92.6	50.390	76.7	26.438	111.5	1:51.702		11	33.900	88.0	48.519	83.2	25.464	113.5	1:47.883	
6	34.278	91.6	49.289	81.2	25.674	113.2	1:49.241		12								

18 Philippe Bonny (10) — Brabham BT2

lap	Sect-1	Speed	Sect-2	Speed	Sect-3	Speed	Laptime	Pit	lap	Sect-1	Speed	Sect-2	Speed	Sect-3	Speed	Laptime	Pit
1		83.2	56.442	70.7	27.070	113.2	2:12.972		7	34.386	95.1	49.494	81.6	25.907	113.5	1:49.787	
2	36.187	88.5	51.647	75.1	26.825	110.2	1:54.659		8	34.444	90.1	49.353	81.8	26.296	116.1	1:50.093	
3	35.427	92.2	50.855	73.0	26.765	111.3	1:53.047		9	34.413	95.4	49.197	79.7	25.642	115.1	1:49.252	
4	35.157	91.4	52.672	74.9	26.888	99.7	1:54.717		10	34.068	97.6	49.395	78.2	25.763	114.3	1:49.226	
5	35.437	90.4	50.394	76.9	26.114	111.1	1:51.945		11	34.309	95.0	50.736	79.7	26.025	107.2	1:51.070	
6	34.931	86.9	49.813	75.6	26.492	111.7	1:51.236		12								

22 Peter Horsman (12) — Lotus 18/21

lap	Sect-1	Speed	Sect-2	Speed	Sect-3	Speed	Laptime	Pit	lap	Sect-1	Speed	Sect-2	Speed	Sect-3	Speed	Laptime	Pit
1		99.2	45.471	81.3	24.014	128.0	1:48.167		7	32.555	102.3	44.839	78.4	23.676	128.2	1:41.070	
2	32.413	100.6	44.741	83.2	23.743	127.0	1:40.897		8	32.370	105.0	44.415	82.4	23.652	129.0	1:40.437	
3	32.491	102.3	44.890	82.0	23.970	126.6	1:41.351		9	32.052	101.9	45.616	82.3	23.680	129.0	1:41.348	
4	32.074	104.4	44.579	84.4	25.601	127.0	1:42.254		10	32.140	103.1	44.344	82.1	23.687	128.5	1:40.171	
5	31.905	104.2	44.412	79.4	23.754	127.3	1:40.071		11	32.120	104.9	47.022	84.4	24.779	125.1	1:43.921	
6	32.158	105.2	44.517	88.6	24.137	128.2	1:40.812		12	32.556	99.8	46.113	80.0	24.307	115.1	1:42.976	

24 Charles McCabe (7B) — Lotus 18

lap	Sect-1	Speed	Sect-2	Speed	Sect-3	Speed	Laptime	Pit	lap	Sect-1	Speed	Sect-2	Speed	Sect-3	Speed	Laptime	Pit
1		82.7	50.112	73.0	25.899	102.6	2:01.300		7	33.753	97.2	48.354	79.9	24.981	123.5	1:47.088	
2	35.647	91.1	49.037	81.3	26.746	100.5	1:51.430		8	33.965	89.8	49.149	76.2	24.885	123.3	1:47.999	
3	35.985	90.3	49.032	74.6	25.843	117.1	1:50.860		9	33.983	88.7	48.956	78.4	25.141	117.3	1:48.080	
4	34.548	91.9	49.260	76.7	25.677	122.9	1:49.485		10	34.885	87.6	47.046	83.7	25.167	125.6	1:47.098	
5	33.885	86.0	48.091	81.6	24.777	121.3	1:46.753		11	34.491	96.1	47.742	79.9	24.580	125.4	1:46.813	
6	34.285	98.3	48.825	81.7	24.556	124.9	1:47.666		12	34.071	98.6	47.978	80.5	25.328	115.5	1:47.377	

27 Steve Hart (9) — Cooper T51

lap	Sect-1	Speed	Sect-2	Speed	Sect-3	Speed	Laptime	Pit	lap	Sect-1	Speed	Sect-2	Speed	Sect-3	Speed	Laptime	Pit
1		86.0	49.533	68.6	26.272	116.9	2:02.119		7	33.907	91.6	47.724	77.5	25.233	117.9	1:46.864	
2	35.289	90.0	49.137	69.9	26.345	108.9	1:50.771		8	33.847	92.9	47.580	76.1	25.416	116.1	1:46.843	
3	35.229	92.2	48.981	70.5	25.815	116.9	1:50.025		9	33.781	90.3	47.605	73.7	25.247	116.3	1:46.633	
4	34.478	90.9	47.812	75.6	25.752	115.5	1:48.042		10	33.424	91.5	47.637	72.8	25.525	115.7	1:46.586	
5	34.152	92.7	47.689	76.8	25.363	115.5	1:47.204		11	33.594	94.6	47.750	76.6	25.269	116.1	1:46.613	
6	34.081	94.8	47.993	78.2	25.792	114.9	1:47.866		12	33.730	93.6	47.672	73.2	25.530	109.1	1:46.932	

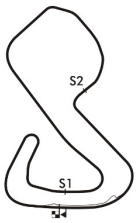

Session Start: 16:36:36 - Finish: 16:56:54
Weather/Track Conditions: Sunny / Dry
Circuit: Brands Hatch Grand Prix Circuit
Track Length: 3.916 Km - 2.4330 miles
Printed: 30-06-2018 - 17:03

Legends of Brands Hatch Superprix - 30 Jun - 1 Jul 2018

HGPCA Pre '66 supported by Supagard and Dunlop Tyres

Race 6 - Sector Analysis

32 Bernardo Hartogs (10) — Lotus 18/21

lap	Sect-1	Speed	Sect-2	Speed	Sect-3	Speed	Laptime	Pit	lap	Sect-1	Speed	Sect-2	Speed	Sect-3	Speed	Laptime	Pit
1		81.7	54.981	74.9	26.900	106.2	2:08.738		7	33.548	90.3	50.229	82.3	25.949	109.8	1:49.726	
2	35.855	89.7	51.880	79.6	27.206	107.2	1:54.941		8	34.175	86.1	51.005	75.1	26.396	105.7	1:51.576	
3	37.648	84.9	51.920	73.4	26.827	109.5	1:56.395		9	34.363	87.7	51.156	80.0	26.439	109.5	1:51.958	
4	35.610	90.7	52.095	80.0	26.712	103.1	1:54.417		10	34.685	87.2	50.983	79.4	26.020	109.7	1:51.688	
5	36.403	82.1	51.643	83.1	26.543	108.4	1:54.589		11	35.232	88.1	51.463	81.5	26.384	108.1	1:53.079	
6	35.427	83.1	50.623	81.7	26.069	109.7	1:52.119		12								

36 Chris Drake (10) — Cooper T71/73

lap	Sect-1	Speed	Sect-2	Speed	Sect-3	Speed	Laptime	Pit	lap	Sect-1	Speed	Sect-2	Speed	Sect-3	Speed	Laptime	Pit
1		95.0	46.909	80.2	24.349	119.0	1:51.344		7	32.364	95.9	46.464	85.0	24.486	117.5	1:43.314	
2	32.305	94.2	47.499	77.4	25.071	110.7	1:44.875		8	32.284	96.3	46.696	82.6	24.574	114.9	1:43.554	
3	32.703	94.2	46.946	80.6	24.684	116.3	1:44.333		9	32.759	95.5	46.757	83.2	24.522	116.5	1:44.038	
4	32.281	92.2	47.417	83.7	24.267	116.3	1:43.965		10	32.372	96.5	46.515	85.0	24.810	117.5	1:43.697	
5	32.174	94.7	46.727	82.2	24.470	117.1	1:43.371		11	33.818	94.2	47.002	83.9	24.670	116.7	1:45.490	
6	32.419	96.2	47.066	83.3	24.454	116.5	1:43.939		12	32.351	94.3	48.012	85.0	25.026	113.0	1:45.389	

37 Eddy Perk (10) — Heron F1

lap	Sect-1	Speed	Sect-2	Speed	Sect-3	Speed	Laptime	Pit	lap	Sect-1	Speed	Sect-2	Speed	Sect-3	Speed	Laptime	Pit
1		83.6	49.341	75.7	25.323	117.9	1:57.535		7	32.610	96.6	46.985	77.6	24.970	118.5	1:44.565	
2	33.408	94.2	47.559	81.0	25.665	115.7	1:46.632		8	33.354	92.7	47.544	74.1	25.668	115.9	1:46.566	
3	34.066	94.8	47.964	73.1	26.058	114.3	1:48.088		9	33.373	94.4	47.182	74.8	25.762	114.9	1:46.317	
4	34.144	90.9	48.289	71.5	25.736	115.5	1:48.169		10	33.412	95.9	46.889	77.6	25.047	116.9	1:45.348	
5	33.689	93.4	47.335	77.0	25.235	115.3	1:46.259		11	33.072	96.7	47.103	81.2	25.089	115.5	1:45.264	
6	33.141	97.9	47.348	77.7	25.248	116.1	1:45.737		12	33.058	95.9	47.652	72.0	26.016	112.8	1:46.726	

43 Tania Pilkington (9) — Cooper T43

lap	Sect-1	Speed	Sect-2	Speed	Sect-3	Speed	Laptime	Pit	lap	Sect-1	Speed	Sect-2	Speed	Sect-3	Speed	Laptime	Pit
1		80.6	54.212	72.2	27.737	106.7	2:12.639		7	36.626	85.2	52.597	75.5	28.013	101.7	1:57.236	
2	36.524	80.5	52.629	73.3	27.694	105.7	1:56.847		8	36.612	84.9	52.986	75.6	27.392	104.2	1:56.990	
3	36.663	86.7	53.125	70.7	28.177	104.2	1:57.965		9	36.290	76.7	52.346	74.1	28.223	101.4	1:56.859	
4	36.624	80.0	52.532	71.6	28.189	102.5	1:57.345		10	37.762	85.9	51.334	73.0	28.035	101.9	1:57.131	
5	36.988	80.7	52.868	72.3	28.213	101.4	1:58.069		11	36.429	83.5	51.148	76.4	27.558	102.8	1:55.135	
6	37.582	83.0	53.843	64.9	27.875	104.7	1:59.300		12								

47 Brian Jolliffe (9) — Cooper T45

lap	Sect-1	Speed	Sect-2	Speed	Sect-3	Speed	Laptime	Pit	lap	Sect-1	Speed	Sect-2	Speed	Sect-3	Speed	Laptime	Pit
1		83.5	53.699	69.5	28.079	100.8	2:10.404		7	35.080	87.7	50.817	74.0	28.804	105.2	1:54.701	
2	38.376	82.0	50.762	75.4	27.153	109.5	1:56.291		8	36.064	88.7	49.796	76.6	27.292	107.9	1:53.152	
3	35.793	87.8	50.439	69.6	27.796	103.0	1:54.028		9	35.746	85.4	50.452	75.6	27.449	105.7	1:53.647	
4	36.517	87.0	51.945	73.8	27.049	108.6	1:55.511		10	36.857	84.3	50.502	72.7	26.936	108.4	1:54.295	
5	35.690	84.7	50.062	73.4	26.402	108.1	1:52.154		11	35.592	86.1	49.915	72.0	26.740	103.3	1:52.247	
6	36.564	79.7	51.481	73.3	26.540	110.6	1:54.585		12								

49 Andrew Beaumont (12) — Lotus 18

lap	Sect-1	Speed	Sect-2	Speed	Sect-3	Speed	Laptime	Pit	lap	Sect-1	Speed	Sect-2	Speed	Sect-3	Speed	Laptime	Pit
1		95.6	46.386	76.2	24.156	124.0	1:49.753		2	32.517	99.2	46.417	79.8	25.003	118.1	1:43.937	

73 Tom Dark (7B) — Cooper T51

lap	Sect-1	Speed	Sect-2	Speed	Sect-3	Speed	Laptime	Pit	lap	Sect-1	Speed	Sect-2	Speed	Sect-3	Speed	Laptime	Pit
1		84.2	48.340	79.1	24.946	122.0	1:55.287		4	33.291	95.1	46.810	81.3	24.260	120.7	1:44.361	
2	33.343	94.0	47.415	81.9	24.255	123.1	1:45.013		5	33.711	95.0	47.224	78.3	24.137	124.2	1:45.072	
3	33.284	94.0	47.435	87.1	24.575	120.2	1:45.294		6	33.517	96.9	46.600	81.3	31.678	41.3	1:51.795	

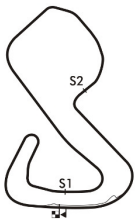

Session Start: 16:36:36 - Finish: 16:56:54
Weather/Track Conditions: Sunny / Dry
Circuit: Brands Hatch Grand Prix Circuit
Track Length: 3.916 Km - 2.4330 miles
Printed: 30-06-2018 - 17:03

MST

Legends of Brands Hatch Superprix - 30 Jun - 1 Jul 2018

HGPCA Pre '66 supported by Supagard and Dunlop Tyres

Race 6 - Sector Analysis

77	Malcolm Cook (10)								Brabham BT10								
lap	Sect-1	Speed	Sect-2	Speed	Sect-3	Speed	Laptime	Pit	lap	Sect-1	Speed	Sect-2	Speed	Sect-3	Speed	Laptime	Pit
1		81.2	54.089	69.2	27.496	110.6	2:10.860		7	35.024	87.2	48.739	72.0	26.187	109.5	1:49.950	
2	37.051	80.3	49.748	72.3	26.248	109.7	1:53.047		8	35.626	86.9	49.949	74.0	27.106	106.7	1:52.681	
3	36.378	84.2	50.784	73.5	26.090	108.9	1:53.252		9	35.666	87.4	51.138	78.9	26.290	110.6	1:53.094	
4	35.779	88.2	49.627	72.5	26.481	108.6	1:51.887		10	34.615	90.7	48.846	76.8	25.893	109.8	1:49.354	
5	35.723	85.0	49.595	72.0	26.680	107.0	1:51.998		11	34.048	92.4	48.622	76.8	25.699	109.3	1:48.369	
6	35.750	80.0	49.781	73.0	26.341	108.2	1:51.872		12								

80	Nick Taylor (10)								Lotus 18								
lap	Sect-1	Speed	Sect-2	Speed	Sect-3	Speed	Laptime	Pit	lap	Sect-1	Speed	Sect-2	Speed	Sect-3	Speed	Laptime	Pit
1		84.8	49.868	77.7	26.389	113.2	2:01.114		7	33.125	95.8	47.084	81.2	25.140	113.9	1:45.349	
2	34.182	96.1	47.946	74.3	25.651	112.6	1:47.779		8	33.027	95.8	46.873	81.4	24.991	116.3	1:44.891	
3	33.364	93.9	47.675	75.3	25.638	112.4	1:46.677		9	33.367	93.4	47.090	78.4	26.046	113.7	1:46.503	
4	33.242	93.8	47.412	77.8	25.433	112.0	1:46.087		10	33.408	94.7	46.856	78.7	25.201	113.9	1:45.465	
5	33.500	93.9	47.387	79.9	25.429	111.5	1:46.316		11	33.402	96.2	46.793	79.6	25.255	111.8	1:45.450	
6	33.148	95.8	47.163	79.0	25.365	114.3	1:45.676		12	32.878	95.9	47.036	78.8	26.257	112.8	1:46.171	

99	John Evans (12)								Brabham BT4								
lap	Sect-1	Speed	Sect-2	Speed	Sect-3	Speed	Laptime	Pit	lap	Sect-1	Speed	Sect-2	Speed	Sect-3	Speed	Laptime	Pit
1		82.4	49.262	74.7	25.033	125.1	1:58.116		7	33.518	96.2	47.737	78.5	24.601	127.3	1:45.856	
2	33.469	94.3	47.755	76.8	24.984	114.1	1:46.208		8	33.899	94.6	47.608	72.5	24.906	125.8	1:46.413	
3	34.448	89.2	48.138	74.7	25.425	122.0	1:48.011		9	32.977	93.5	46.986	77.9	24.777	124.9	1:44.740	
4	33.634	93.8	48.304	70.4	24.774	128.7	1:46.712		10	33.869	93.4	46.812	78.0	24.739	121.5	1:45.420	
5	33.578	91.2	47.918	74.6	24.203	126.8	1:45.699		11	33.180	91.7	47.207	74.0	24.881	124.9	1:45.268	
6	33.379	96.1	47.326	80.2	24.633	120.9	1:45.338		12	34.623	90.1	47.524	76.9	24.551	120.7	1:46.698	

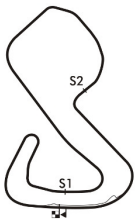

Session Start: 16:36:36 - Finish: 16:56:54
Weather/Track Conditions: Sunny / Dry
Circuit: Brands Hatch Grand Prix Circuit
Track Length: 3.916 Km - 2.4330 miles

Printed: 30-06-2018 - 17:03

Results: www.mstworld.com. Live Timing: https://livetiming.getraceresults.com/mst. Email: timing@mstworld.com

Legends of Brands Hatch Superprix - 30 Jun - 1 Jul 2018

HGPCA Pre '66 supported by Supagard and Dunlop Tyres

Race 6 - Best Sector Times

	SECTOR 1			SECTOR 2			SECTOR 3		
	NO	TIME	LAP	NO	TIME	LAP	NO	TIME	LAP
1	11	31.668	11	22	44.344	10	11	23.372	10
2	22	31.905	5	11	44.414	10	22	23.652	8
3	36	32.174	5	10	46.228	12	73	24.137	5
4	10	32.393	12	9	46.330	6	49	24.156	1
5	49	32.517	2	49	46.386	1	99	24.203	5
6	37	32.610	7	36	46.464	7	36	24.267	4
7	9	32.749	6	73	46.600	6	24	24.556	6
8	80	32.878	12	80	46.793	11	9	24.685	10
9	99	32.977	9	99	46.812	10	10	24.693	12
10	73	33.284	3	37	46.889	10	37	24.970	7
11	27	33.424	10	24	47.046	10	80	24.991	8
12	32	33.548	7	27	47.580	8	27	25.233	7
13	5	33.702	10	5	48.179	11	17	25.464	11
14	24	33.753	7	17	48.519	11	5	25.617	11
15	17	33.900	11	7	48.522	9	18	25.642	9
16	77	34.048	11	77	48.622	11	7	25.664	9
17	18	34.068	10	18	49.197	9	77	25.699	11
18	7	34.310	10	47	49.796	8	32	25.949	7
19	47	35.080	7	8	49.896	4	8	26.050	9
20	8	35.466	7	32	50.229	7	6	26.361	2
21	6	35.924	2	6	51.001	4	47	26.402	5
22	43	36.290	9	43	51.148	11	43	27.392	8
23	3			3			3		
24	12			12			12		

IDEAL / BEST LAP COMPARISON

NO	NAME	BEST	IN	IDEAL	DIFF
22	Peter Horsman	1:40.071	5	1:39.901	+0.170
11	Jon Fairley	1:40.209	5	1:39.454	+0.755
12	Rudi Friedrichs	1:43.121	8		+
36	Chris Drake	1:43.314	7	1:42.905	+0.409
10	James Denty	1:43.314	12	1:43.314	+0.000
49	Andrew Beaumont	1:43.937	2	1:43.059	+0.878
9	Mark Daniell	1:44.055	11	1:43.764	+0.291
73	Tom Dark	1:44.361	4	1:44.021	+0.340
3	Sam Wilson	1:44.384	2		+
37	Eddy Perk	1:44.565	7	1:44.469	+0.096
99	John Evans	1:44.740	9	1:43.992	+0.748
80	Nick Taylor	1:44.891	8	1:44.662	+0.229
27	Steve Hart	1:46.586	10	1:46.237	+0.349
24	Charles McCabe	1:46.753	5	1:45.355	+1.398
17	Alan Baillie	1:47.883	11	1:47.883	+0.000
5	Tony Smith	1:47.929	10	1:47.498	+0.431
77	Malcolm Cook	1:48.369	11	1:48.369	+0.000
7	Paul Griffin	1:49.062	8	1:48.496	+0.566
18	Philippe Bonny	1:49.226	10	1:48.907	+0.319
32	Bernardo Hartogs	1:49.726	7	1:49.726	+0.000
8	Tony Ditheridge	1:51.892	3	1:51.412	+0.480
47	Brian Jolliffe	1:52.154	5	1:51.278	+0.876
6	Chris Helliwell	1:53.478	2	1:53.286	+0.192
43	Tania Pilkington	1:55.135	11	1:54.830	+0.305

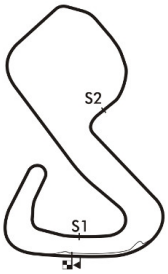

Session Start: 16:36:36 - Finish: 16:56:54
Weather/Track Conditions: Sunny / Dry
Circuit: Brands Hatch Grand Prix Circuit
Track Length: 3.916 Km - 2.4330 miles

Printed: 30-06-2018 - 17:03

Legends of Brands Hatch Superprix - 30 Jun - 1 Jul 2018

HGPCA Pre '66 supported by Supagard and Dunlop Tyres

Race 6 - Best Sector Speeds

	NO	SECTOR 1	MPH	NO	SECTOR 2	MPH	NO	SECTOR 3	MPH
1	11	Jon Fairley	105.9	11	Jon Fairley	91.0	22	Peter Horsman	129.0
2	22	Peter Horsman	105.2	22	Peter Horsman	88.6	99	John Evans	128.7
3	49	Andrew Beaumont	101.1	10	James Denty	87.1	11	Jon Fairley	127.8
4	24	Charles McCabe	98.6	73	Tom Dark	87.1	24	Charles McCabe	125.6
5	37	Eddy Perk	97.9	9	Mark Daniell	85.5	73	Tom Dark	124.2
6	18	Philippe Bonny	97.6	36	Chris Drake	85.0	49	Andrew Beaumont	124.0
7	7	Paul Griffin	97.0	7	Paul Griffin	83.7	9	Mark Daniell	121.3
8	73	Tom Dark	96.9	24	Charles McCabe	83.7	5	Tony Smith	119.4
9	5	Tony Smith	96.5	17	Alan Baillie	83.2	36	Chris Drake	119.0
10	36	Chris Drake	96.5	32	Bernardo Hartogs	83.1	37	Eddy Perk	118.5
11	80	Nick Taylor	96.2	18	Philippe Bonny	81.8	7	Paul Griffin	118.3
12	99	John Evans	96.2	80	Nick Taylor	81.4	27	Steve Hart	117.9
13	10	James Denty	95.1	37	Eddy Perk	81.2	10	James Denty	116.9
14	27	Steve Hart	94.8	99	John Evans	80.2	80	Nick Taylor	116.3
15	9	Mark Daniell	94.7	49	Andrew Beaumont	79.8	8	Tony Ditheridge	116.1
16	17	Alan Baillie	92.6	77	Malcolm Cook	78.9	17	Alan Baillie	116.1
17	77	Malcolm Cook	92.4	8	Tony Ditheridge	78.2	18	Philippe Bonny	116.1
18	8	Tony Ditheridge	91.5	27	Steve Hart	78.2	6	Chris Helliwell	111.3
19	32	Bernardo Hartogs	90.7	5	Tony Smith	77.9	47	Brian Jolliffe	110.6
20	6	Chris Helliwell	89.8	47	Brian Jolliffe	76.6	77	Malcolm Cook	110.6
21	47	Brian Jolliffe	88.7	43	Tania Pilkington	76.4	32	Bernardo Hartogs	109.8
22	43	Tania Pilkington	86.7	6	Chris Helliwell	72.6	43	Tania Pilkington	106.7
23	3	Sam Wilson	0.0	3	Sam Wilson	0.0	3	Sam Wilson	0.0
24	12	Rudi Friedrichs	0.0	12	Rudi Friedrichs	0.0	12	Rudi Friedrichs	0.0

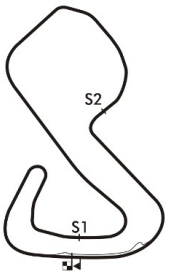

Session Start: 16:36:36 - Finish: 16:56:54
Weather/Track Conditions: Sunny / Dry
Circuit: Brands Hatch Grand Prix Circuit
Track Length: 3.916 Km - 2.4330 miles

Printed: 30-06-2018 - 17:03

Legends of Brands Hatch Superprix - 30 Jun - 1 Jul 2018

HGPCA Pre '66 supported by Supagard and Dunlop Tyres

Race 6 - Lap Chart

Lap 1			Lap 2			Lap 3			Lap 4			Lap 5			Lap 6		
NO	Behind	Laptime	NO	Behind	Laptime	NO	Behind	Laptime	NO	Behind	Laptime	NO	Behind	Laptime	NO	Behind	Laptime
11		1:47.208	11		1:41.277	11		1:40.923	11		1:41.398	11		1:40.209	11		1:40.383
22	0.959	1:48.167	22	0.579	1:40.897	22	1.007	1:41.351	22	1.863	1:42.254	22	1.725	1:40.071	3	1 LAP	1:45.621
49	2.545	1:49.753	49	5.205	1:43.937	36	11.144	1:44.333	36	13.711	1:43.965	36	16.873	1:43.371	22	2.154	1:40.812
36	4.136	1:51.344	36	7.734	1:44.875	12	12.340	1:44.355	12	16.387	1:45.445	12	21.310	1:45.132	36	20.429	1:43.939
3	4.952	1:52.160	3	8.059	1:44.384	73	16.186	1:45.294	73	19.149	1:44.361	73	24.012	1:45.072	12	25.187	1:44.260
12	5.852	1:53.060	12	8.908	1:44.333	9	18.025	1:45.448	9	21.916	1:45.289	9	27.867	1:46.160	9	31.596	1:44.112
73	8.079	1:55.287	73	11.815	1:45.013	10	18.525	1:45.662	10	22.372	1:45.245	10	27.884	1:45.721	10	31.932	1:44.431
9	9.079	1:56.287	9	13.500	1:45.698	37	22.847	1:48.088	99	28.241	1:46.712	99	33.731	1:45.699	73	35.424	1:51.795
10	9.349	1:56.557	10	13.786	1:45.714	99	22.927	1:48.011	37	29.618	1:48.169	37	35.668	1:46.259	99	38.686	1:45.338
37	10.327	1:57.535	37	15.682	1:46.632	80	26.162	1:46.677	80	30.851	1:46.087	80	36.958	1:46.316	37	41.022	1:45.737
99	10.908	1:58.116	99	15.839	1:46.208	27	33.507	1:50.025	27	40.151	1:48.042	27	47.146	1:47.204	80	42.251	1:45.676
80	13.906	2:01.114	80	20.408	1:47.779	5	33.774	1:50.673	24	42.269	1:49.485	24	48.813	1:46.753	27	54.629	1:47.866
24	14.092	2:01.300	5	24.024	1:50.796	24	34.182	1:50.860	5	42.426	1:50.050	5	52.750	1:50.533	24	56.096	1:47.666
5	14.505	2:01.713	24	24.245	1:51.430	17	41.994	1:51.808	17	51.081	1:50.485	17	1:02.574	1:51.702	5	1:02.568	1:50.201
27	14.911	2:02.119	27	24.405	1:50.771	7	43.093	1:53.332	7	52.960	1:51.265	7	1:03.479	1:50.728	17	1:11.432	1:49.241
7	19.174	2:06.382	7	30.684	1:52.787	8	43.406	1:51.892	8	53.924	1:51.916	8	1:05.983	1:52.268	7	1:12.584	1:49.488
8	19.722	2:06.930	17	31.109	1:52.140	77	47.751	1:53.252	77	58.240	1:51.887	77	1:10.029	1:51.998	8	1:18.502	1:52.902
17	20.246	2:07.454	8	32.437	1:53.992	6	49.431	1:55.183	6	1:02.175	1:54.142	6	1:16.189	1:54.223	77	1:21.518	1:51.872
32	21.530	2:08.738	6	35.171	1:53.478	32	50.666	1:56.395	32	1:03.685	1:54.417	18	1:16.325	1:51.945	18	1:27.178	1:51.236
6	22.970	2:10.178	32	35.194	1:54.941	18	51.270	1:53.047	18	1:04.589	1:54.717	47	1:17.373	1:52.154	32	1:29.801	1:52.119
47	23.196	2:10.404	77	35.422	1:53.047	47	51.315	1:54.028	47	1:05.428	1:55.511	32	1:18.065	1:54.589	47	1:31.575	1:54.585
77	23.652	2:10.860	47	38.210	1:56.291	43	58.043	1:57.965	43	1:13.990	1:57.345	43	1:31.850	1:58.069			
43	25.431	2:12.639	18	39.146	1:54.659	3	1:26.742	2:59.606	3	1:36.676	1:51.332						
18	25.764	2:12.972	43	41.001	1:56.847												

Session Start: 16:36:36 - Finish: 16:56:54
Weather/Track Conditions: Sunny / Dry
Circuit: Brands Hatch Grand Prix Circuit
Track Length: 3.916 Km - 2.4330 miles
Printed: 30-06-2018 - 17:04

Results: www.mstworld.com. Live Timing: https://livetiming.getraceresults.com/mst. Email: timing@mstworld.com

Legends of Brands Hatch Superprix - 30 Jun - 1 Jul 2018

HGPCA Pre '66 supported by Supagard and Dunlop Tyres

Race 6 - Lap Chart

Lap 7			Lap 8			Lap 9			Lap 10			Lap 11			Lap 12		
NO	Behind	Laptime	NO	Behind	Laptime	NO	Behind	Laptime	NO	Behind	Laptime	NO	Behind	Laptime	NO	Behind	Laptime
11		1:40.512	11		1:41.545	11		1:41.855	11		1:40.209	11		1:40.512	11		1:41.265
22	2.712	1:41.070	22	1.604	1:40.437	77	1 LAP	1:52.681	22	1.059	1:40.171	22	4.468	1:43.921	22	6.179	1:42.976
3	1 LAP	1:46.294	47	1 LAP	1:54.701	22	1.097	1:41.348	8	1 LAP	1:52.768	17	1 LAP	1:50.162	17	1 LAP	1:47.883
43	1 LAP	1:59.300	36	25.240	1:43.554	18	1 LAP	1:50.093	18	1 LAP	1:49.252	7	1 LAP	1:50.408	7	1 LAP	1:49.209
36	23.231	1:43.314	43	1 LAP	1:57.236	32	1 LAP	1:51.576	77	1 LAP	1:53.094	18	1 LAP	1:49.226	77	1 LAP	1:48.369
12	28.370	1:43.695	12	29.946	1:43.121	47	1 LAP	1:53.152	32	1 LAP	1:51.958	77	1 LAP	1:49.354	18	1 LAP	1:51.070
9	37.641	1:46.557	9	41.322	1:45.226	36	27.423	1:44.038	47	1 LAP	1:53.647	8	1 LAP	1:53.342	3	3 LAPS	2:29.280
10	37.922	1:46.502	10	42.218	1:45.841	12	36.633	1:48.542	36	30.911	1:43.697	32	1 LAP	1:51.688	8	1 LAP	1:52.035
99	44.030	1:45.856	99	48.898	1:46.413	43	1 LAP	1:56.990	12	39.766	1:43.342	36	35.889	1:45.490	36	40.013	1:45.389
37	45.075	1:44.565	37	50.096	1:46.566	9	44.310	1:44.843	10	48.606	1:44.185	47	1 LAP	1:54.295	32	1 LAP	1:53.079
80	47.088	1:45.349	80	50.434	1:44.891	10	44.630	1:44.267	9	49.367	1:45.266	12	43.968	1:44.714	12	46.520	1:43.817
27	1:00.981	1:46.864	27	1:06.279	1:46.843	99	51.783	1:44.740	99	56.994	1:45.420	10	52.029	1:43.935	47	1 LAP	1:52.247
24	1:02.672	1:47.088	24	1:09.126	1:47.999	37	54.558	1:46.317	43	1 LAP	1:56.859	9	52.910	1:44.055	10	54.078	1:43.314
5	1:11.531	1:49.475	5	1:18.996	1:49.010	80	55.082	1:46.503	37	59.697	1:45.348	99	1:01.750	1:45.268	9	55.803	1:44.158
17	1:19.904	1:48.984	17	1:28.570	1:50.211	3	2 LAPS	4:26.048	80	1:00.338	1:45.465	37	1:04.449	1:45.264	99	1:07.183	1:46.698
7	1:21.887	1:49.815	7	1:29.404	1:49.062	27	1:11.057	1:46.633	27	1:17.434	1:46.586	80	1:05.276	1:45.450	37	1:09.910	1:46.726
8	1:30.445	1:52.455	8	1:40.940	1:52.040	24	1:15.351	1:48.080	24	1:22.240	1:47.098	43	1 LAP	1:57.131	80	1:10.182	1:46.171
77	1:30.956	1:49.950				5	1:25.951	1:48.810	3	2 LAPS	1:55.583	27	1:23.535	1:46.613	43	1 LAP	1:55.135
18	1:36.453	1:49.787				17	1:36.394	1:49.679	5	1:33.671	1:47.929	24	1:28.541	1:46.813	27	1:29.202	1:46.932
32	1:39.015	1:49.726				7	1:36.663	1:49.114				5	1:41.109	1:47.950	24	1:34.653	1:47.377
															5	1:52.321	1:52.477

Session Start: 16:36:36 - Finish: 16:56:54
Weather/Track Conditions: Sunny / Dry
Circuit: Brands Hatch Grand Prix Circuit
Track Length: 3.916 Km - 2.4330 miles
Printed: 30-06-2018 - 17:04

MST
Results: www.mstworld.com. Live Timing: https://livetiming.getraceresults.com/mst. Email: timing@mstworld.com

Legends of Brands Hatch Superprix - 30 Jun - 1 Jul 2018

HGPCA Pre '66 supported by Supagard and Dunlop Tyres

Race 13 - Starting Grid

Sheet No:

Start Time : 14:35 - Heat Duration : 20 Minutes

ROW					
12	23	6	Chris Helliwell	24	49 Andrew Beaumont
11	21	3	Sam Wilson	22	73 Tom Dark
10	19	47	Brian Jolliffe	20	43 Tania Pilkington
9	17	8	Tony Ditheridge	18	32 Bernardo Hartogs
8	15	77	Malcolm Cook	16	18 Philippe Bonny
7	13	17	Alan Baillie	14	7 Paul Griffin
6	11	24	Charles McCabe	12	5 Tony Smith
5	9	80	Nick Taylor	10	27 Steve Hart
4	7	99	John Evans	8	37 Eddy Perk
3	5	10	James Denty	6	9 Mark Daniell
2	3	36	Chris Drake	4	12 Rudi Friedrichs
1	1	11	Jon Fairley	2	22 Peter Horsman

Pole Right

Circuit: Brands Hatch Grand Prix Circuit
Track Length: 3.916 Km - 2.4330 miles

These results are provisional until the conclusion of any judicial and technical matters.

Clerk of the Course:	Timekeeper:	Issued at:
	Nick Palmer	

Legends of Brands Hatch Superprix - 30 Jun - 1 Jul 2018

HGPCA Pre '66 supported by Supagard and Dunlop Tyres

Race 13 - Classification

Sheet No:

POS	NO	DRIVER/S	CLASS	CLASS POS	CAR MAKE / MODEL	TIME	LAPS	GAP	DIFF	MPH	BEST	ON
1	11	Jon Fairley	12	1	Brabham BT11/19	21:26.640	12	-- 12 laps		81.69	1:42.771	2
2	9	Mark Daniell	9	1	Cooper T45	21:31.170	12	4.530	4.530	81.40	1:45.469	4
3	36	Chris Drake	10	1	Cooper T71/73	21:33.603	12	6.963	2.433	81.24	1:44.387	2
4	10	James Denty	10	2	Lotus 32	21:55.875	12	29.235	22.272	79.87	1:44.658	2
5	37	Eddy Perk	10	3	Heron F1	22:17.800	12	51.160	21.925	78.56	1:46.101	2
6	27	Steve Hart	9	2	Cooper T51	22:18.173	12	51.533	0.373	78.54	1:48.624	2
7	80	Nick Taylor	10	4	Lotus 18	22:45.031	12	1:18.391	26.858	76.99	1:48.542	2
8	24	Charles McCabe	7B	1	Lotus 18	22:49.399	12	1:22.759	4.368	76.75	1:49.686	2
9	5	Tony Smith	7B	2	Cooper T51	22:49.813	12	1:23.173	0.414	76.73	1:51.198	2
10	32	Bernardo Hartogs	10	5	Lotus 18/21	22:50.816	12	1:24.176	1.003	76.67	1:50.670	8
11	7	Paul Griffin	7B	3	Cooper T51	22:52.046	12	1:25.406	1.230	76.60	1:51.431	11
12	18	Philippe Bonny	10	6	Brabham BT2	23:10.587	12	1:43.947	18.541	75.58	1:52.796	8
13	8	Tony Ditheridge	9	3	Cooper T45	23:12.120	12	1:45.480	1.533	75.50	1:53.947	11
14	47	Brian Jolliffe	9	4	Cooper T45	21:33.685	11	-- 11 laps	16.913	74.47	1:52.653	3
15	99	John Evans	12	2	Brabham BT4	22:07.559	11	33.874	33.874	72.57	1:47.241	2
16	43	Tania Pilkington	9	5	Cooper T43	22:48.937	11	1:15.252	41.378	70.38	1:57.123	2
		---------- NOT CLASSIFIED ----------										
DNF	3	Sam Wilson	11		Lotus 24	20:20.914	11	-- 11 laps		78.91	1:44.506	2
DNF	77	Malcolm Cook	10		Brabham BT10	11:25.356	5	-- 5 laps --	2:12.891	63.90	1:52.982	3
DNF	49	Andrew Beaumont	12		Lotus 18	7:13.716	4	-- 4 laps --		80.78	1:44.189	3
DNF	6	Chris Helliwell	10		Cooper T75	7:47.810	4	34.094	34.094	74.89	1:52.137	2
DNF	12	Rudi Friedrichs	7B		Cooper T53	5:21.577	3	-- 3 laps --		81.71	1:45.055	2
DNF	22	Peter Horsman	12		Lotus 18/21	5:46.582	3	25.005	25.005	75.81	1:43.302	2
DNF	17	Alan Baillie	10		LDS 007	2:50.938	1	-- 1 laps --	42.913	51.24		

---------- FASTEST LAP SUMMARY ----------

NO	DRIVER/S	CLASS	CAR MAKE / MODEL	FASTEST LAP	ON	MPH
11	Jon Fairley	12	Brabham BT11/19	1:42.771	2	85.23
36	Chris Drake	10	Cooper T71/73	1:44.387	2	83.91
3	Sam Wilson	11	Lotus 24	1:44.506	2	83.81
12	Rudi Friedrichs	7B	Cooper T53	1:45.055	2	83.37
9	Mark Daniell	9	Cooper T45	1:45.469	4	83.05

Car 73 - non starter.
Car 12 - transponder working intermittently, please check position.

Session Start: 14:31:04 - Finish: 14:52:30
Weather/Track Conditions: Sunny / Dry
Circuit: Brands Hatch Grand Prix Circuit
Track Length: 3.916 Km - 2.4330 miles

These results are provisional until the conclusion of any judicial and technical matters.

Clerk of the Course:	Timekeeper:	Issued at:
	Nick Palmer	

MST

Printed: 01-07-2018 - 14:55

Legends of Brands Hatch Superprix - 30 Jun - 1 Jul 2018

HGPCA Pre '66 supported by Supagard and Dunlop Tyres

Race 13 - Sector Analysis

3	Sam Wilson (11)								Lotus 24							
lap	Sect-1	Speed	Sect-2	Speed	Sect-3	Speed	Laptime	Pit	lap	Sect-1	Speed	Sect-2	Speed	Sect-3	Speed	Laptime	Pit
1		94.8	50.112	81.6	25.039	117.3	2:02.582		7	34.270	92.1	49.312	76.8	26.847	111.3	1:50.429	
2	32.704	98.9	47.159	83.9	24.643	120.0	1:44.506		8	33.962	93.4	48.481	82.0	25.949	110.6	1:48.392	
3	33.489	99.0	48.647	82.5	25.594	117.5	1:47.730		9	33.570	89.9	50.723	71.0	27.328	106.0	1:51.621	
4	34.282	96.1	47.790	78.7	26.300	116.3	1:48.372		10	35.221	87.8	50.379	70.8	27.827	99.0	1:53.427	
5	34.238	96.9	48.866	80.8	26.171	114.7	1:49.275		11	35.735	83.7	51.267	74.5	27.917	97.3	1:54.919	
6	34.327	96.1	48.724	81.3	26.610	111.3	1:49.661		12								

5	Tony Smith (7B)								Cooper T51							
lap	Sect-1	Speed	Sect-2	Speed	Sect-3	Speed	Laptime	Pit	lap	Sect-1	Speed	Sect-2	Speed	Sect-3	Speed	Laptime	Pit
1		88.0	52.567	70.9	26.761	116.9	2:06.082		7	35.694	89.2	50.890	73.4	27.205	117.5	1:53.789	
2	34.990	91.5	49.434	73.0	26.774	110.9	1:51.198		8	35.336	89.1	50.458	72.7	26.790	118.3	1:52.584	
3	35.538	92.0	50.248	71.0	27.269	113.9	1:53.055		9	35.805	91.2	49.792	70.8	26.869	116.5	1:52.466	
4	36.801	89.8	51.628	70.0	27.379	116.7	1:55.808		10	36.337	75.6	49.498	70.7	26.225	119.8	1:52.060	
5	36.177	85.9	51.050	70.5	27.617	116.3	1:54.844		11	34.813	91.5	49.800	68.2	26.842	116.1	1:51.455	
6	36.480	88.8	51.028	70.5	27.459	116.5	1:54.967		12	35.520	92.9	49.767	71.6	26.218	116.3	1:51.505	

6	Chris Helliwell (10)								Cooper T75							
lap	Sect-1	Speed	Sect-2	Speed	Sect-3	Speed	Laptime	Pit	lap	Sect-1	Speed	Sect-2	Speed	Sect-3	Speed	Laptime	Pit
1		85.4	52.073	71.8	26.652	111.8	2:06.646		3	35.794	83.9	50.631	71.6	27.031	110.9	1:53.456	
2	34.939	83.7	50.683	73.8	26.515	110.2	1:52.137		4	36.594	83.4	51.639	72.5	27.338	109.5	1:55.571	

7	Paul Griffin (7B)								Cooper T51							
lap	Sect-1	Speed	Sect-2	Speed	Sect-3	Speed	Laptime	Pit	lap	Sect-1	Speed	Sect-2	Speed	Sect-3	Speed	Laptime	Pit
1		86.5	51.004	77.2	26.265	114.7	2:02.958		7	36.217	91.6	50.466	78.7	26.937	118.1	1:53.620	
2	35.774	92.4	51.092	78.7	26.244	118.1	1:53.110		8	35.515	93.6	50.457	77.1	26.805	117.3	1:52.777	
3	37.708	93.5	50.559	74.4	27.414	114.5	1:55.681		9	36.522	91.0	50.078	81.0	26.558	117.7	1:53.158	
4	36.609	93.3	51.087	74.9	27.590	117.9	1:55.286		10	35.546	84.8	50.801	79.3	26.329	119.4	1:52.676	
5	36.344	91.6	50.829	76.9	27.404	117.9	1:54.577		11	35.302	95.8	49.371	80.7	26.758	118.3	1:51.431	
6	36.758	92.1	51.028	77.1	27.205	117.7	1:54.991		12	35.506	94.4	49.463	81.0	26.812	110.6	1:51.781	

8	Tony Ditheridge (9)								Cooper T45							
lap	Sect-1	Speed	Sect-2	Speed	Sect-3	Speed	Laptime	Pit	lap	Sect-1	Speed	Sect-2	Speed	Sect-3	Speed	Laptime	Pit
1		82.4	51.578	70.8	26.749	106.9	2:07.079		7	36.139	88.1	51.332	70.8	27.046	112.4	1:54.517	
2	36.763	82.1	51.712	74.6	26.358	114.5	1:54.833		8	36.467	77.8	52.313	70.7	26.962	112.0	1:55.742	
3	36.243	83.6	51.070	76.4	27.104	99.5	1:54.417		9	37.197	85.3	50.660	72.0	26.566	113.3	1:54.423	
4	37.508	75.1	52.151	78.8	26.976	111.5	1:56.635		10	36.643	87.9	50.454	73.3	27.319	113.7	1:54.416	
5	35.823	89.7	52.341	64.7	28.272	112.8	1:56.436		11	35.960	87.9	51.186	72.8	26.801	113.2	1:53.947	
6	36.435	84.3	50.859	72.0	27.033	113.5	1:54.327		12	36.363	83.6	51.570	70.8	27.415	103.0	1:55.348	

9	Mark Daniell (9)								Cooper T45							
lap	Sect-1	Speed	Sect-2	Speed	Sect-3	Speed	Laptime	Pit	lap	Sect-1	Speed	Sect-2	Speed	Sect-3	Speed	Laptime	Pit
1		91.6	47.921	78.2	25.079	120.9	1:52.955		7	34.088	93.6	47.957	79.6	25.601	120.9	1:47.646	
2	33.241	86.9	47.250	79.1	25.105	120.4	1:45.596		8	33.651	87.1	48.152	80.8	26.268	121.5	1:48.071	
3	33.596	91.6	47.485	78.6	25.018	120.9	1:46.099		9	34.035	86.0	47.808	77.6	25.429	121.1	1:47.272	
4	33.023	95.5	47.390	81.1	25.056	120.4	1:45.469		10	33.524	90.6	47.508	79.5	25.245	121.8	1:46.277	
5	33.871	94.4	47.581	78.4	25.619	120.7	1:47.071		11	33.991	90.1	48.568	73.8	25.615	119.4	1:48.174	
6	33.534	93.3	48.879	80.9	26.516	121.1	1:48.929		12	34.434	88.0	47.789	77.7	25.388	115.7	1:47.611	

10	James Denty (10)								Lotus 32							
lap	Sect-1	Speed	Sect-2	Speed	Sect-3	Speed	Laptime	Pit	lap	Sect-1	Speed	Sect-2	Speed	Sect-3	Speed	Laptime	Pit
1		87.0	47.465	80.1	25.179	111.7	1:54.300		7	34.608	85.9	49.271	76.7	26.608	111.1	1:50.487	
2	32.757	89.5	46.772	79.5	25.129	114.1	1:44.658		8	34.101	87.7	48.530	75.9	26.192	111.5	1:48.823	
3	33.192	88.8	47.937	77.1	25.319	113.5	1:46.448		9	33.952	87.9	49.070	76.8	26.126	111.5	1:49.148	
4	33.897	91.0	47.969	75.9	27.199	112.2	1:49.065		10	34.458	87.8	48.114	78.9	26.259	111.5	1:48.831	
5	35.297	88.8	52.392	73.8	27.410	111.3	1:55.099		11	33.986	86.1	48.378	75.2	26.155	112.0	1:48.519	
6	34.645	87.9	49.847	75.1	27.101	110.9	1:51.593		12	34.123	87.1	48.837	78.7	25.944	112.6	1:48.904	

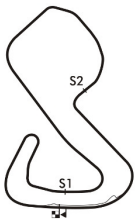

Session Start: 14:31:04 - Finish: 14:52:30
Weather/Track Conditions: Sunny / Dry
Circuit: Brands Hatch Grand Prix Circuit
Track Length: 3.916 Km - 2.4330 miles
Printed: 01-07-2018 - 14:56

Legends of Brands Hatch Superprix - 30 Jun - 1 Jul 2018

HGPCA Pre '66 supported by Supagard and Dunlop Tyres

Race 13 - Sector Analysis

11 Jon Fairley (12) — Brabham BT11/19

lap	Sect-1	Speed	Sect-2	Speed	Sect-3	Speed	Laptime	Pit
1		101.4	45.773	83.5	24.268	124.9	1:48.309	
2	33.089	104.1	45.623	77.7	24.059	126.6	1:42.771	
3	33.091	100.9	45.605	79.1	24.160	126.3	1:42.856	
4	33.180	103.4	46.655	82.0	24.649	124.9	1:44.484	
5	33.917	99.9	48.377	74.0	25.523	123.1	1:47.817	
6	35.189	97.3	49.289	76.4	25.841	122.4	1:50.319	
7	34.705	95.9	48.450	74.3	25.323	124.0	1:48.478	
8	34.337	92.7	47.708	78.9	24.786	125.6	1:46.831	
9	33.781	99.8	52.757	81.2	24.720	126.1	1:51.258	
10	34.212	92.1	48.314	81.1	25.144	124.0	1:47.670	
11	34.321	92.6	48.388	81.9	24.745	125.1	1:47.454	
12	34.626	89.8	48.651	74.2	25.116	110.4	1:48.393	

12 Rudi Friedrichs (7B) — Cooper T53

lap	Sect-1	Speed	Sect-2	Speed	Sect-3	Speed	Laptime	Pit
1				76.9	24.472		1:50.598	
2	33.671	88.2	46.907	78.9	24.477		1:45.055	
3	33.618	91.4	47.507	80.8	24.799		1:45.924	
4								

17 Alan Baillie (10) — LDS 007

lap	Sect-1	Speed	Sect-2	Speed	Sect-3	Speed	Laptime	Pit
1		79.8	54.104	67.6	In		2:50.938	P
2								

18 Philippe Bonny (10) — Brabham BT2

lap	Sect-1	Speed	Sect-2	Speed	Sect-3	Speed	Laptime	Pit
1		84.4	51.555	69.1	26.821	111.3	2:07.612	
2	36.939	83.9	51.678	72.4	26.530	115.3	1:55.147	
3	35.266	87.4	50.740	70.8	27.145	112.0	1:53.151	
4	35.959	92.0	50.637	73.8	27.910	113.3	1:54.506	
5	36.685	88.4	52.613	67.6	29.765	103.9	1:59.063	
6	37.731	89.1	53.054	68.7	28.161	112.2	1:58.946	
7	36.684	84.7	51.227	75.2	27.358	111.5	1:55.269	
8	35.881	90.4	50.286	72.7	26.629	115.9	1:52.796	
9	35.225	87.4	51.125	71.9	27.084	115.3	1:53.434	
10	35.498	86.3	50.656	72.3	26.996	111.1	1:53.150	
11	36.062	83.7	51.240	72.6	26.660	115.9	1:53.962	
12	36.136	88.4	50.400	70.4	27.015	115.3	1:53.551	

22 Peter Horsman (12) — Lotus 18/21

lap	Sect-1	Speed	Sect-2	Speed	Sect-3	Speed	Laptime	Pit
1		93.8	46.518	78.8	24.862	128.2	2:08.025	
2	33.637	100.5	45.871	79.6	23.794	129.5	1:43.302	
3	33.282	97.9	48.697	75.6	33.276	99.3	1:55.255	
4								

24 Charles McCabe (7B) — Lotus 18

lap	Sect-1	Speed	Sect-2	Speed	Sect-3	Speed	Laptime	Pit
1		84.7	49.182	80.7	25.210	121.3	1:58.898	
2	35.473	92.2	49.475	76.8	24.738	123.1	1:49.686	
3	34.713	90.4	51.824	73.4	26.001	118.5	1:52.538	
4	36.927	85.8	51.916	75.1	27.082	121.1	1:55.925	
5	36.654	79.8	53.579	71.9	27.276	116.7	1:57.509	
6	37.155	78.9	52.093	71.8	27.298	121.3	1:56.546	
7	36.671	91.5	50.195	75.6	25.862	122.4	1:52.728	
8	35.983	94.3	50.405	70.3	26.141	123.1	1:52.529	
9	36.827	84.7	51.820	69.9	25.861	119.8	1:54.508	
10	36.912	85.3	51.007	73.5	25.921	119.8	1:53.840	
11	35.895	85.2	49.945	73.3	26.208	115.9	1:52.048	
12	36.224	92.7	50.135	69.8	26.285	108.8	1:52.644	

27 Steve Hart (9) — Cooper T51

lap	Sect-1	Speed	Sect-2	Speed	Sect-3	Speed	Laptime	Pit
1		77.4	48.819	71.7	25.519	114.7	1:58.059	
2	34.143	90.0	48.918	70.0	25.563	117.7	1:48.624	
3	35.569	91.5	50.589	73.7	26.454	113.9	1:52.612	
4	35.718	91.2	50.243	70.5	26.617	114.9	1:52.578	
5	35.824	91.0	49.918	71.3	27.079	115.3	1:52.821	
6	36.557	79.3	50.485	71.3	26.739	113.3	1:53.781	
7	35.625	86.2	49.243	72.0	26.179	114.9	1:51.047	
8	34.877	90.4	48.866	72.6	26.133	116.7	1:49.876	
9	34.690	88.7	48.519	73.0	26.031	111.7	1:49.240	
10	35.231	90.7	48.884	72.9	25.852	117.5	1:49.967	
11	35.413	91.9	48.878	70.3	25.930	118.3	1:50.221	
12	34.823	90.0	48.496	68.8	26.028	114.5	1:49.347	

32 Bernardo Hartogs (10) — Lotus 18/21

lap	Sect-1	Speed	Sect-2	Speed	Sect-3	Speed	Laptime	Pit
1		85.0	53.194	73.2	27.448	103.9	2:06.984	
2	36.736	77.6	51.014	79.9	26.482	109.5	1:54.232	
3	35.120	84.9	51.835	77.8	27.993	98.1	1:54.948	
4	37.412	75.2	51.882	80.8	27.399	107.9	1:56.693	
5	35.143	86.9	52.143	73.3	27.844	106.7	1:55.130	
6	35.003	86.9	51.248	80.8	27.004	107.6	1:53.255	
7	34.890	88.6	50.296	78.4	27.297	106.9	1:52.483	
8	34.434	88.5	49.846	82.7	26.390	110.9	1:50.670	
9	34.614	88.7	49.353	78.7	27.285	108.9	1:51.252	
10	35.111	83.4	50.964	80.3	26.435	109.3	1:52.510	
11	34.825	87.4	49.939	79.3	26.390	110.6	1:51.154	
12	35.286	87.6	49.651	79.7	26.568	110.2	1:51.505	

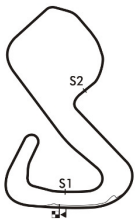

Session Start: 14:31:04 - Finish: 14:52:30
Weather/Track Conditions: Sunny / Dry
Circuit: Brands Hatch Grand Prix Circuit
Track Length: 3.916 Km - 2.4330 miles
Printed: 01-07-2018 - 14:56

Legends of Brands Hatch Superprix - 30 Jun - 1 Jul 2018

HGPCA Pre '66 supported by Supagard and Dunlop Tyres

Race 13 - Sector Analysis

36	Chris Drake (10)								Cooper T71/73								
lap	Sect-1	Speed	Sect-2	Speed	Sect-3	Speed	Laptime	Pit	lap	Sect-1	Speed	Sect-2	Speed	Sect-3	Speed	Laptime	Pit
1		98.6	48.002	81.9	24.561	119.0	1:51.924		7	34.147	90.0	49.042	69.5	26.139	117.1	1:49.328	
2	32.780	91.1	47.143	81.2	24.464	120.0	1:44.387		8	33.625	94.0	48.024	80.4	33.887	117.7	1:55.536	
3	33.262	91.9	47.458	76.8	24.991	119.8	1:45.711		9	33.717	87.6	48.492	77.2	25.428	118.3	1:47.637	
4	33.131	97.3	46.557	84.9	24.811	117.9	1:44.499		10	33.113	92.4	47.555	79.0	25.188	118.7	1:45.856	
5	33.198	92.1	47.214	77.0	26.004	116.5	1:46.416		11	33.810	94.6	47.795	77.6	25.156	118.7	1:46.761	
6	34.143	92.6	48.872	79.4	26.348	116.7	1:49.363		12	33.728	88.0	47.274	79.4	25.183	114.1	1:46.185	

37	Eddy Perk (10)								Heron F1								
lap	Sect-1	Speed	Sect-2	Speed	Sect-3	Speed	Laptime	Pit	lap	Sect-1	Speed	Sect-2	Speed	Sect-3	Speed	Laptime	Pit
1		88.2	48.285	71.0	25.844	115.7	1:55.032		7	35.447	93.3	50.691	69.1	27.251	113.9	1:53.389	
2	33.481	94.8	47.155	75.7	25.465	117.3	1:46.101		8	35.337	92.5	50.861	69.6	26.639	115.3	1:52.837	
3	33.240	95.9	47.624	75.8	25.582	116.7	1:46.446		9	34.688	88.9	50.077	72.9	26.183	116.5	1:50.948	
4	33.768	94.6	50.547	70.8	27.443	113.5	1:51.758		10	34.664	86.3	50.105	69.4	26.371	115.7	1:51.140	
5	35.836	90.4	51.902	72.6	27.198	115.1	1:54.936		11	34.705	93.5	49.329	72.9	26.244	115.9	1:50.278	
6	35.512	93.3	52.574	68.7	27.491	113.5	1:55.577		12	34.497	90.9	48.645	72.6	26.216	113.9	1:49.358	

43	Tania Pilkington (9)								Cooper T43								
lap	Sect-1	Speed	Sect-2	Speed	Sect-3	Speed	Laptime	Pit	lap	Sect-1	Speed	Sect-2	Speed	Sect-3	Speed	Laptime	Pit
1		82.4	52.270	73.8	28.957	104.9	2:12.072		7	40.639	72.1	56.870	67.4	29.986	103.3	2:07.495	
2	36.149	83.1	53.076	69.9	27.898	106.9	1:57.123		8	38.526	74.6	55.198	68.1	28.760	103.3	2:02.484	
3	37.006	83.0	53.200	70.2	28.050	103.9	1:58.256		9	39.316	78.2	54.973	69.9	28.398	104.2	2:02.687	
4	37.877	81.1	53.702	71.3	29.046	103.3	2:00.625		10	37.894	80.3	53.045	69.4	28.593	103.9	1:59.532	
5	38.254	83.3	56.681	71.0	30.050	101.7	2:04.985		11	38.182	73.3	53.762	71.5	29.036	102.3	2:00.980	
6	38.487	81.1	1:13.202	66.4	31.009	96.0	2:22.698		12								

47	Brian Jolliffe (9)								Cooper T45								
lap	Sect-1	Speed	Sect-2	Speed	Sect-3	Speed	Laptime	Pit	lap	Sect-1	Speed	Sect-2	Speed	Sect-3	Speed	Laptime	Pit
1		81.9	51.786	73.4	26.949	110.6	2:08.772		7	36.039	84.2	50.628	70.6	27.040	107.0	1:53.707	
2	36.834	85.0	52.231	72.1	26.418	112.4	1:55.483		8	37.562	81.9	51.168	68.2	26.852	108.2	1:55.582	
3	35.521	86.9	50.216	75.6	26.916	104.7	1:52.653		9	36.298	85.9	50.236	69.6	27.118	108.2	1:53.652	
4	37.283	80.8	52.738	72.6	27.537	111.7	1:57.558		10	36.809	86.0	50.542	71.5	27.059	107.2	1:54.410	
5	35.626	83.5	51.583	65.0	28.196	106.5	1:55.405		11	35.957	85.8	1:06.686	70.9	28.623	104.7	2:11.266	
6	36.854	83.4	51.073	71.3	27.270	110.9	1:55.197		12								

49	Andrew Beaumont (12)								Lotus 18								
lap	Sect-1	Speed	Sect-2	Speed	Sect-3	Speed	Laptime	Pit	lap	Sect-1	Speed	Sect-2	Speed	Sect-3	Speed	Laptime	Pit
1		92.0	47.136	79.1	25.164	126.6	1:59.133		3	32.915	99.2	46.930	82.4	24.344	125.4	1:44.189	
2	33.063	100.5	48.084	79.1	24.661	124.5	1:45.808		4	32.775	95.0	46.713	78.7	25.098	123.3	1:44.586	

77	Malcolm Cook (10)								Brabham BT10								
lap	Sect-1	Speed	Sect-2	Speed	Sect-3	Speed	Laptime	Pit	lap	Sect-1	Speed	Sect-2	Speed	Sect-3	Speed	Laptime	Pit
1		68.6	54.617	70.4	26.396	109.8	2:14.485		4	36.566	79.6	53.677	63.1	28.012	105.0	1:58.255	
2	35.825	79.9	51.339	65.7	26.604	111.1	1:53.768		5	38.172	74.2	54.283	69.0	In		3:25.866	P
3	35.708	84.1	50.424	70.6	26.850	110.7	1:52.982		6								

80	Nick Taylor (10)								Lotus 18								
lap	Sect-1	Speed	Sect-2	Speed	Sect-3	Speed	Laptime	Pit	lap	Sect-1	Speed	Sect-2	Speed	Sect-3	Speed	Laptime	Pit
1		87.2	48.449	74.8	26.073	113.5	1:57.765		7	35.581	88.1	51.297	76.8	27.299	106.2	1:54.177	
2	33.274	91.0	49.673	76.8	25.595	114.1	1:48.542		8	35.752	86.7	50.997	73.2	27.515	107.0	1:54.264	
3	34.007	92.9	49.506	80.1	26.444	110.7	1:49.957		9	35.265	90.0	51.020	72.1	27.474	103.9	1:53.759	
4	35.641	89.3	49.497	76.0	27.624	109.8	1:52.762		10	35.388	89.9	50.735	76.5	26.752	104.5	1:52.875	
5	35.972	89.7	50.339	77.3	27.409	111.1	1:53.720		11	35.308	90.1	50.005	75.6	27.047	105.7	1:52.360	
6	39.283	89.1	52.099	76.2	27.401	103.3	1:58.783		12	37.093	82.5	51.758	74.0	27.216	102.8	1:56.067	

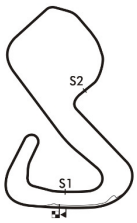

Session Start: 14:31:04 - Finish: 14:52:30
Weather/Track Conditions: Sunny / Dry
Circuit: Brands Hatch Grand Prix Circuit
Track Length: 3.916 Km - 2.4330 miles
Printed: 01-07-2018 - 14:56

MST

Legends of Brands Hatch Superprix - 30 Jun - 1 Jul 2018

HGPCA Pre '66 supported by Supagard and Dunlop Tyres

Race 13 - Sector Analysis

99	John Evans (12)								Brabham BT4							
lap	Sect-1	Speed	Sect-2	Speed	Sect-3	Speed	Laptime	Pit	lap	Sect-1	Speed	Sect-2	Speed	Sect-3	Speed	Laptime	Pit
1		81.1	48.388	67.4	25.575	125.1	1:56.865		7	36.919	82.4	53.301	60.8	29.462	99.2	1:59.682	
2	33.773	88.8	48.204	70.6	25.264	125.8	1:47.241		8	38.917	79.6	55.206	61.9	28.026	107.0	2:02.149	
3	33.800	88.1	1:27.666	61.2	26.875	118.3	2:28.341		9	37.529	79.7	55.958	49.6	29.432	110.2	2:02.919	
4	35.696	84.3	51.645	67.8	26.577	125.8	1:53.918		10	37.254	81.9	54.783	63.3	29.808	99.7	2:01.845	
5	35.574	84.4	51.864	63.3	27.615	120.2	1:55.053		11	38.436	82.1	53.278	61.9	28.743	95.1	2:00.457	
6	36.076	76.6	54.481	61.8	28.532	111.3	1:59.089		12								

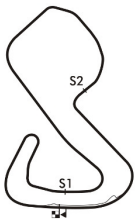

Session Start: 14:31:04 - Finish: 14:52:30
Weather/Track Conditions: Sunny / Dry
Circuit: Brands Hatch Grand Prix Circuit
Track Length: 3.916 Km - 2.4330 miles

Printed: 01-07-2018 - 14:56

Results: www.mstworld.com. Live Timing: https://livetiming.getraceresults.com/mst. Email: timing@mstworld.com

Legends of Brands Hatch Superprix - 30 Jun - 1 Jul 2018

HGPCA Pre '66 supported by Supagard and Dunlop Tyres

Race 13 - Best Sector Times

	SECTOR 1			SECTOR 2			SECTOR 3		
	NO	TIME	LAP	NO	TIME	LAP	NO	TIME	LAP
1	3	32.704	2	11	45.605	3	22	23.794	2
2	10	32.757	2	22	45.871	2	11	24.059	2
3	49	32.775	4	36	46.557	4	49	24.344	3
4	36	32.780	2	49	46.713	4	36	24.464	2
5	9	33.023	4	10	46.772	2	12	24.472	1
6	11	33.089	2	12	46.907	2	3	24.643	2
7	37	33.240	3	37	47.155	2	24	24.738	2
8	80	33.274	2	3	47.159	2	9	25.018	3
9	22	33.282	3	9	47.250	2	10	25.129	2
10	12	33.618	3	99	48.204	2	99	25.264	2
11	99	33.773	2	80	48.449	1	37	25.465	2
12	27	34.143	2	27	48.496	12	27	25.519	1
13	32	34.434	8	24	49.182	1	80	25.595	2
14	24	34.713	3	32	49.353	9	5	26.218	12
15	5	34.813	11	7	49.371	11	7	26.244	2
16	6	34.939	2	5	49.434	2	8	26.358	2
17	18	35.225	9	47	50.216	3	32	26.390	8
18	7	35.302	11	18	50.286	8	77	26.396	1
19	47	35.521	3	77	50.424	3	47	26.418	2
20	77	35.708	3	8	50.454	10	6	26.515	2
21	8	35.823	5	6	50.631	3	18	26.530	2
22	43	36.149	2	43	52.270	1	43	27.898	2
23	17			17	54.104	1	17		

IDEAL / BEST LAP COMPARISON

NO	NAME	BEST	IN	IDEAL	DIFF
11	Jon Fairley	1:42.771	2	1:42.753	+0.018
36	Chris Drake	1:44.387	2	1:43.801	+0.586
10	James Denty	1:44.658	2	1:44.658	+0.000
9	Mark Daniell	1:45.469	4	1:45.291	+0.178
37	Eddy Perk	1:46.101	2	1:45.860	+0.241
99	John Evans	1:47.241	2	1:47.241	+0.000
80	Nick Taylor	1:48.542	2	1:47.318	+1.224
27	Steve Hart	1:48.624	2	1:48.158	+0.466
24	Charles McCabe	1:49.686	2	1:48.633	+1.053
32	Bernardo Hartogs	1:50.670	8	1:50.177	+0.493
5	Tony Smith	1:51.198	2	1:50.465	+0.733
7	Paul Griffin	1:51.431	11	1:50.917	+0.514
47	Brian Jolliffe	1:52.653	3	1:52.155	+0.498
18	Philippe Bonny	1:52.796	8	1:52.041	+0.755
8	Tony Ditheridge	1:53.947	11	1:52.635	+1.312
43	Tania Pilkington	1:57.123	2	1:56.317	+0.806
22	Peter Horsman	1:43.302	2	1:42.947	+0.355
49	Andrew Beaumont	1:44.189	3	1:43.832	+0.357
3	Sam Wilson	1:44.506	2	1:44.506	+0.000
12	Rudi Friedrichs	1:45.055	2	1:44.997	+0.058
6	Chris Helliwell	1:52.137	2	1:52.085	+0.052
77	Malcolm Cook	1:52.982	3	1:52.528	+0.454
17	Alan Baillie				+

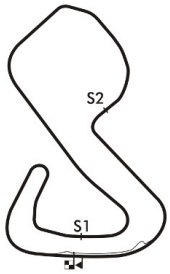

Session Start: 14:31:04 - Finish: 14:52:30
Weather/Track Conditions: Sunny / Dry
Circuit: Brands Hatch Grand Prix Circuit
Track Length: 3.916 Km - 2.4330 miles

Printed: 01-07-2018 - 14:57

Legends of Brands Hatch Superprix - 30 Jun - 1 Jul 2018

HGPCA Pre '66 supported by Supagard and Dunlop Tyres

Race 13 - Best Sector Speeds

	NO	SECTOR 1	MPH	NO	SECTOR 2	MPH	NO	SECTOR 3	MPH
1	11	Jon Fairley	104.1	36	Chris Drake	84.9	22	Peter Horsman	129.5
2	22	Peter Horsman	100.5	3	Sam Wilson	83.9	11	Jon Fairley	126.6
3	49	Andrew Beaumont	100.5	11	Jon Fairley	83.5	49	Andrew Beaumont	126.6
4	3	Sam Wilson	99.0	32	Bernardo Hartogs	82.7	99	John Evans	125.8
5	36	Chris Drake	98.6	49	Andrew Beaumont	82.4	24	Charles McCabe	123.1
6	37	Eddy Perk	95.9	9	Mark Daniell	81.1	9	Mark Daniell	121.8
7	7	Paul Griffin	95.8	7	Paul Griffin	81.0	3	Sam Wilson	120.0
8	9	Mark Daniell	95.5	12	Rudi Friedrichs	80.8	36	Chris Drake	120.0
9	24	Charles McCabe	94.3	24	Charles McCabe	80.7	5	Tony Smith	119.8
10	5	Tony Smith	92.9	10	James Denty	80.1	7	Paul Griffin	119.4
11	80	Nick Taylor	92.9	80	Nick Taylor	80.1	27	Steve Hart	118.3
12	18	Philippe Bonny	92.0	22	Peter Horsman	79.6	37	Eddy Perk	117.3
13	27	Steve Hart	91.9	8	Tony Ditheridge	78.8	18	Philippe Bonny	115.9
14	12	Rudi Friedrichs	91.4	37	Eddy Perk	75.8	8	Tony Ditheridge	114.5
15	10	James Denty	91.0	47	Brian Jolliffe	75.6	10	James Denty	114.1
16	8	Tony Ditheridge	89.7	18	Philippe Bonny	75.2	80	Nick Taylor	114.1
17	99	John Evans	88.8	6	Chris Helliwell	73.8	47	Brian Jolliffe	112.4
18	32	Bernardo Hartogs	88.7	43	Tania Pilkington	73.8	6	Chris Helliwell	111.8
19	47	Brian Jolliffe	86.9	27	Steve Hart	73.7	77	Malcolm Cook	111.1
20	6	Chris Helliwell	85.4	5	Tony Smith	73.4	32	Bernardo Hartogs	110.9
21	77	Malcolm Cook	84.1	77	Malcolm Cook	70.6	43	Tania Pilkington	106.9
22	43	Tania Pilkington	83.3	99	John Evans	70.6	12	Rudi Friedrichs	40.8
23	17	Alan Baillie	79.8	17	Alan Baillie	67.6	17	Alan Baillie	0.0

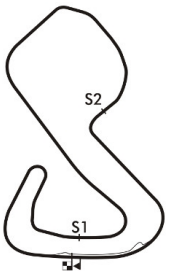

Session Start: 14:31:04 - Finish: 14:52:30
Weather/Track Conditions: Sunny / Dry
Circuit: Brands Hatch Grand Prix Circuit
Track Length: 3.916 Km - 2.4330 miles
Printed: 01-07-2018 - 14:58

Legends of Brands Hatch Superprix - 30 Jun - 1 Jul 2018

HGPCA Pre '66 supported by Supagard and Dunlop Tyres

Race 13 - Lap Chart

Lap 1			Lap 2			Lap 3			Lap 4			Lap 5			Lap 6		
NO	Behind	Laptime	NO	Behind	Laptime	NO	Behind	Laptime	NO	Behind	Laptime	NO	Behind	Laptime	NO	Behind	Laptime
11		1:48.309	11		1:42.771	11		1:42.856	11		1:44.484	11		1:47.817	11		1:50.319
12	2.289	1:50.598	12	4.573	1:45.055	12	7.641	1:45.924	36	8.101	1:44.499	36	6.700	1:46.416	36	5.744	1:49.363
36	3.615	1:51.924	36	5.231	1:44.387	36	8.086	1:45.711	9	11.699	1:45.469	9	10.953	1:47.071	9	9.563	1:48.929
9	4.646	1:52.955	9	7.471	1:45.596	9	10.714	1:46.099	49	15.296	1:44.586	10	23.333	1:55.099	10	24.607	1:51.593
10	5.991	1:54.300	10	7.878	1:44.658	10	11.470	1:46.448	10	16.051	1:49.065	3	26.228	1:49.275	3	25.570	1:49.661
37	6.723	1:55.032	37	10.053	1:46.101	37	13.643	1:46.446	37	20.917	1:51.758	37	28.036	1:54.936	37	33.294	1:55.577
99	8.556	1:56.865	99	13.026	1:47.241	49	15.194	1:44.189	3	24.770	1:48.372	80	36.509	1:53.720	27	41.919	1:53.781
80	9.456	1:57.765	49	13.861	1:45.808	3	20.882	1:47.730	80	30.606	1:52.762	27	38.457	1:52.821	80	44.973	1:58.783
27	9.750	1:58.059	80	15.227	1:48.542	80	22.328	1:49.957	27	33.453	1:52.578	24	48.319	1:57.509	77	1 LAP	3:25.866
24	10.589	1:58.898	27	15.603	1:48.624	27	25.359	1:52.612	24	38.627	1:55.925	5	54.750	1:54.844	24	54.546	1:56.546
49	10.824	1:59.133	3	16.008	1:44.506	24	27.186	1:52.538	5	47.723	1:55.808	7	55.375	1:54.577	5	59.398	1:54.967
3	14.273	2:02.582	24	17.504	1:49.686	22	32.646	1:55.255	7	48.615	1:55.286	32	1:01.750	1:55.130	7	1:00.047	1:54.991
7	14.649	2:02.958	22	20.247	1:43.302	5	36.399	1:53.055	6	49.390	1:55.571	8	1:03.163	1:56.436	32	1:04.686	1:53.255
5	17.773	2:06.082	7	24.988	1:53.110	7	37.813	1:55.681	18	51.996	1:54.506	18	1:03.242	1:59.063	8	1:07.171	1:54.327
6	18.337	2:06.646	5	26.200	1:51.198	6	38.303	1:53.456	32	54.437	1:56.693	47	1:03.634	1:55.405	47	1:08.512	1:55.197
32	18.675	2:06.984	6	27.703	1:52.137	18	41.974	1:53.151	8	54.544	1:56.635	99	1:15.181	1:55.053	18	1:11.869	1:58.946
8	18.770	2:07.079	32	30.136	1:54.232	32	42.228	1:54.948	47	56.046	1:57.558	43	1:26.824	2:04.985	99	1:23.951	1:59.089
18	19.303	2:07.612	8	30.832	1:54.833	8	42.393	1:54.417	77	1:01.070	1:58.255						
22	19.716	2:08.025	18	31.679	1:55.147	47	42.972	1:52.653	99	1:07.945	1:53.918						
47	20.463	2:08.772	47	33.175	1:55.483	77	47.299	1:52.982	43	1:09.656	2:00.625						
43	23.763	2:12.072	77	37.173	1:53.768	43	53.515	1:58.256									
77	26.176	2:14.485	43	38.115	1:57.123	99	58.511	2:28.341									
17	1:02.629	2:50.938															

Session Start: 14:31:04 - Finish: 14:52:30
Weather/Track Conditions: Sunny / Dry
Circuit: Brands Hatch Grand Prix Circuit
Track Length: 3.916 Km - 2.4330 miles
Printed: 01-07-2018 - 14:59

MST
Results: www.mstworld.com. Live Timing: https://livetiming.getraceresults.com/mst. Email: timing@mstworld.com

Legends of Brands Hatch Superprix - 30 Jun - 1 Jul 2018

HGPCA Pre '66 supported by Supagard and Dunlop Tyres

Race 13 - Lap Chart

Lap 7			Lap 8			Lap 9			Lap 10			Lap 11			Lap 12		
NO	Behind	Laptime	NO	Behind	Laptime	NO	Behind	Laptime	NO	Behind	Laptime	NO	Behind	Laptime	NO	Behind	Laptime
11		1:48.478	11		1:46.831	11		1:51.258	11		1:47.670	11		1:47.454	11		1:48.393
36	6.594	1:49.328	9	9.971	1:48.071	9	5.985	1:47.272	9	4.592	1:46.277	9	5.312	1:48.174	9	4.530	1:47.611
9	8.731	1:47.646	36	15.299	1:55.536	36	11.678	1:47.637	36	9.864	1:45.856	36	9.171	1:46.761	36	6.963	1:46.185
43	1 LAP	2:22.698	10	28.608	1:48.823	10	26.498	1:49.148	99	1 LAP	2:02.919	10	28.724	1:48.519	47	1 LAP	2:11.266
10	26.616	1:50.487	3	29.082	1:48.392	3	29.445	1:51.621	10	27.659	1:48.831	99	1 LAP	2:01.845	10	29.235	1:48.904
3	27.521	1:50.429	43	1 LAP	2:07.495	43	1 LAP	2:02.484	3	35.202	1:53.427	3	42.667	1:54.919	99	1 LAP	2:00.457
37	38.205	1:53.389	37	44.211	1:52.837	37	43.901	1:50.948	37	47.371	1:51.140	37	50.195	1:50.278	37	51.160	1:49.358
27	44.488	1:51.047	27	47.533	1:49.876	27	45.515	1:49.240	27	47.812	1:49.967	27	50.579	1:50.221	27	51.533	1:49.347
80	50.672	1:54.177	80	58.105	1:54.264	80	1:00.606	1:53.759	43	1 LAP	2:02.687	43	1 LAP	1:59.532	80	1:18.391	1:56.067
24	58.796	1:52.728	24	1:04.494	1:52.529	24	1:07.744	1:54.508	80	1:05.811	1:52.875	80	1:10.717	1:52.360	43	1 LAP	2:00.980
5	1:04.709	1:53.789	5	1:10.462	1:52.584	5	1:11.670	1:52.466	24	1:13.914	1:53.840	24	1:18.508	1:52.048	24	1:22.759	1:52.644
7	1:05.189	1:53.620	7	1:11.135	1:52.777	32	1:12.524	1:51.252	5	1:16.060	1:52.060	5	1:20.061	1:51.455	5	1:23.173	1:51.505
32	1:08.691	1:52.483	32	1:12.530	1:50.670	7	1:13.035	1:53.158	32	1:17.364	1:52.510	32	1:21.064	1:51.154	32	1:24.176	1:51.505
8	1:13.210	1:54.517	8	1:22.121	1:55.742	47	1:24.886	1:53.652	7	1:18.041	1:52.676	7	1:22.018	1:51.431	7	1:25.406	1:51.781
47	1:13.741	1:53.707	47	1:22.492	1:55.582	8	1:25.286	1:54.423	47	1:31.626	1:54.410	8	1:38.525	1:53.947	18	1:43.947	1:53.551
18	1:18.660	1:55.269	18	1:24.625	1:52.796	18	1:26.801	1:53.434	8	1:32.032	1:54.416	18	1:38.789	1:53.962	8	1:45.480	1:55.348
99	1:35.155	1:59.682	99	1:50.473	2:02.149				18	1:32.281	1:53.150						

Session Start: 14:31:04 - Finish: 14:52:30
Weather/Track Conditions: Sunny / Dry
Circuit: Brands Hatch Grand Prix Circuit
Track Length: 3.916 Km - 2.4330 miles
Printed: 01-07-2018 - 14:59

MST
Results: www.mstworld.com. Live Timing: https://livetiming.getraceresults.com/mst. Email: timing@mstworld.com

Legends of Brands Hatch Superprix - 30 Jun - 1 Jul 2018

HSCC Classic Formula 3

Qualifying for Race 7 - Classification

Sheet No:

POS	NO	DRIVER/S	CLASS	CLASS POS	CAR MAKE / MODEL	TIME	ON	LAPS	GAP	DIFF	MPH
1	51	Tom Bradshaw	A	1	Argo JM6	1:31.056	8	8			96.19
2	59	Frederic Rouvier	C3A	1	Martini Mk31	1:31.690	9	12	0.634	0.634	95.53
3	78	Andrew Smith	A	2	March 783	1:31.814	10	13	0.758	0.124	95.40
4	214	Christian Olsen	A	3	Martini Mk39	1:31.996	10	13	0.940	0.182	95.21
5	88	Cameron Jackson	A	4	Euroracing 101	1:32.027	10	12	0.971	0.031	95.18
6	3	David Shaw	A	5	Ralt RT1	1:32.170	8	9	1.114	0.143	95.03
7	17	Keith White	A	6	Ralt RT1	1:32.674	7	13	1.618	0.504	94.51
8	9	Ian Jacobs	C3A	2	Ralt RT3	1:32.938	11	12	1.882	0.264	94.24
9	82	Paul Smith	A	7	Ralt RT3	1:33.086	10	10	2.030	0.148	94.09
10	81	Davide Leone	C3A	3	March 783	1:33.159	12	13	2.103	0.073	94.02
11	7	Richard Trott	A	8	Chevron B43	1:33.183	12	13	2.127	0.024	94.00
12	80	Valerio Leone	C3A	4	March 743	1:33.511	9	11	2.455	0.328	93.67
13	11	Simon Jackson	C3A	5	Chevron B43	1:34.175	7	10	3.119	0.664	93.01
14	151	David Caussanel	C3A	6	Brabham BT41	1:34.398	12	13	3.342	0.223	92.79
15	30	Paul Dibden	A	9	Argo TM6	1:34.633	8	10	3.577	0.235	92.56
16	217	Tom Olsen	A	10	Martini Mk39	1:34.670	7	10	3.614	0.037	92.52
17	19	Lee Cunningham	A	11	Dallara 381/382	1:34.796	11	13	3.740	0.126	92.40
18	8	David Thorburn	A	12	Ralt RT3	1:35.142	12	13	4.086	0.346	92.06
19	38	Hugh Price	A	13	Chevron B38	1:35.236	12	12	4.180	0.094	91.97
20	4	Jean-Pierre Eynard-Machet	C3A	7	Martini Mk31	1:35.636	6	11	4.580	0.400	91.58
21	58	Pat Gormley	A	14	Safir RJF3	1:35.956	10	13	4.900	0.320	91.28
22	31	Stephen Pegram	A	15	Ralt RT1	1:36.239	7	12	5.183	0.283	91.01
23	25	Bernard Honnorat	C3A	8	Ralt RT3	1:36.382	12	12	5.326	0.143	90.88
24	62	Graham Kiddy	A	16	Argo JM3	1:36.741	10	11	5.685	0.359	90.54
25	55	Jon Finch	A	17	Ralt RT1	1:36.746	8	12	5.690	0.005	90.53
26	63	Matthew Sturmer	A	18	Ralt RT3	1:36.864	11	11	5.808	0.118	90.42
27	29	Jonathan Price	A	19	March 783	1:37.066	10	12	6.010	0.202	90.24
28	50	Andy Langridge	A	20	March 803	1:37.217	11	12	6.161	0.151	90.10
29	5	Gianluigi Candiani	C3A	9	March 783	1:37.982	12	12	6.926	0.765	89.39
30	47	Louis Hanjoul	A	21	Argo JM1	1:38.755	9	12	7.699	0.773	88.69
31	15	Carlos Antunes Tavares	C3A	10	Chevron B47	1:39.531	9	11	8.475	0.776	88.00
32	93	Rudolf Ernst	A	22	Ralt RT1	1:41.690	10	11	10.634	2.159	86.13
33	193	Angela Grasso	C3A	11	Ralt RT1	1:57.257	8	9	26.201	15.567	74.70

Session Start: 11:20:18 - Finish: 11:40:21
Weather/Track Conditions: Sunny / Dry
Circuit: Brands Hatch Grand Prix Circuit
Track Length: 3.916 Km - 2.4330 miles

These results are provisional until the conclusion of any judicial and technical matters.

Clerk of the Course:	Timekeeper:	Issued at:
	Nick Palmer	

MST

Printed: 30-06-2018 - 11:42

Legends of Brands Hatch Superprix - 30 Jun - 1 Jul 2018

HSCC Classic Formula 3

Qualifying for Race 7 - Sector Analysis

3	David Shaw (A)								Ralt RT1								
lap	Sect-1	Speed	Sect-2	Speed	Sect-3	Speed	Laptime	Pit	lap	Sect-1	Speed	Sect-2	Speed	Sect-3	Speed	Laptime	Pit
1	Out	99.5	44.357	83.2	24.221	118.1	1:42.967		6	29.240	104.9	41.404	93.5	22.639	122.2	1:33.283	
2	29.866	103.0	42.911	84.3	23.935	120.0	1:36.712		7	28.930	104.6	41.328	96.3	22.491	122.4	1:32.749	
3	29.882	102.3	42.505	94.3	22.856	119.8	1:35.243		8	29.015	105.2	40.966	98.7	22.189	121.8	1:32.170	
4	29.613	103.0	42.815	94.4	22.869	120.9	1:35.297		9	28.910	105.7	44.228	83.1	24.798	121.5	1:37.936	
5	29.313	104.2	41.640	93.7	22.924	120.2	1:33.877		10								

4	Jean-Pierre Eynard-Machet (C3A)								Martini Mk31								
lap	Sect-1	Speed	Sect-2	Speed	Sect-3	Speed	Laptime	Pit	lap	Sect-1	Speed	Sect-2	Speed	Sect-3	Speed	Laptime	Pit
1	Out	91.1	47.567	76.7	25.175	112.6	1:49.620		7	30.171	101.4	44.803	83.6	23.075	118.7	1:38.049	
2	32.610	92.7	44.670	80.9	24.200	117.7	1:41.480		8	30.224	97.4	43.217	86.7	22.855	120.0	1:36.296	
3	31.059	99.6	44.084	84.0	23.312	117.9	1:38.455		9	30.231	101.7	42.736	87.6	23.135	118.7	1:36.102	
4	30.615	99.3	43.706	85.6	23.388	118.5	1:37.709		10	30.006	101.7	42.490	83.8	23.197	118.7	1:35.693	
5	30.173	102.2	42.912	82.9	23.073	119.4	1:36.158		11	30.431	100.3	43.406	86.8	23.171	116.7	1:37.008	
6	30.084	102.0	42.452	84.7	23.100	119.2	1:35.636		12								

5	Gianluigi Candiani (C3A)								March 783								
lap	Sect-1	Speed	Sect-2	Speed	Sect-3	Speed	Laptime	Pit	lap	Sect-1	Speed	Sect-2	Speed	Sect-3	Speed	Laptime	Pit
1	Out	88.8	50.958	78.0	27.128	116.1	1:56.246		7	31.169	98.4	45.127	87.8	25.084	118.7	1:41.380	
2	33.481	94.0	47.535	75.5	24.923	117.3	1:45.939		8	30.274	103.1	44.944	86.0	23.597	119.4	1:38.815	
3	30.851	98.7	46.376	77.9	26.864	116.1	1:44.091		9	30.149	101.4	45.282	88.4	24.007	117.9	1:39.438	
4	31.180	99.5	45.937	82.9	24.645	119.0	1:41.762		10	30.259	101.7	47.118	85.7	24.140	118.1	1:41.517	
5	30.945	103.0	46.251	85.0	24.254	118.7	1:41.450		11	30.566	97.9	45.146	85.8	23.593	119.8	1:39.305	
6	30.654	96.7	44.830	85.5	24.797	119.6	1:40.281		12	30.334	97.6	44.103	90.1	23.545	119.4	1:37.982	

7	Richard Trott (A)								Chevron B43								
lap	Sect-1	Speed	Sect-2	Speed	Sect-3	Speed	Laptime	Pit	lap	Sect-1	Speed	Sect-2	Speed	Sect-3	Speed	Laptime	Pit
1	Out	90.4	45.313	79.4	23.844	115.5	1:46.464		8	29.778	102.0	42.068	98.4	23.641	117.7	1:35.487	
2	31.217	102.3	42.457	88.5	23.013	119.2	1:36.687		9	29.350	103.1	42.314	89.9	22.650	117.9	1:34.314	
3	29.908	100.6	41.931	96.0	22.767	118.7	1:34.606		10	29.246	102.0	42.697	92.5	22.564	119.0	1:34.507	
4	29.869	98.9	42.642	88.4	23.083	121.5	1:35.594		11	29.505	103.1	42.366	95.3	22.519	118.7	1:34.390	
5	29.785	103.7	42.167	97.4	23.346	116.3	1:35.298		12	29.161	103.1	41.532	94.8	22.490	120.4	1:33.183	
6	29.558	101.4	41.867	90.6	22.811	120.7	1:34.236		13	29.413	104.7	41.425	96.1	23.093	116.3	1:33.931	
7	30.883	101.9	42.228	93.0	22.862	120.4	1:35.973		14								

8	David Thorburn (A)								Ralt RT3								
lap	Sect-1	Speed	Sect-2	Speed	Sect-3	Speed	Laptime	Pit	lap	Sect-1	Speed	Sect-2	Speed	Sect-3	Speed	Laptime	Pit
1	Out	98.0	45.170	82.4	24.086	116.5	1:43.810		8	30.709	102.2	43.154	89.8	23.109	117.5	1:36.972	
2	30.224	100.3	46.186	85.0	23.593	118.7	1:40.003		9	30.427	100.3	45.527	82.6	23.683	117.9	1:39.637	
3	30.254	97.7	44.438	88.3	23.380	117.3	1:38.072		10	30.063	101.7	43.636	88.1	23.992	118.7	1:37.691	
4	30.192	100.2	43.820	85.0	23.340	118.3	1:37.352		11	30.047	101.4	43.532	91.0	23.152	119.4	1:36.731	
5	30.086	99.8	45.096	85.0	23.995	118.3	1:39.177		12	29.625	102.2	42.541	92.5	22.976	118.3	1:35.142	
6	30.202	101.9	44.735	87.9	23.354	118.5	1:38.291		13	29.753	101.9	43.112	80.6	23.445	120.2	1:36.310	
7	30.793	97.9	45.070	87.3	24.012	118.1	1:39.875		14								

9	Ian Jacobs (C3A)								Ralt RT3								
lap	Sect-1	Speed	Sect-2	Speed	Sect-3	Speed	Laptime	Pit	lap	Sect-1	Speed	Sect-2	Speed	Sect-3	Speed	Laptime	Pit
1	Out	92.4	44.328	80.5	23.517	120.9	1:41.814		7	29.092	103.6	41.495	91.0	22.495	122.9	1:33.082	
2	30.194	98.3	43.209	88.7	22.936	122.0	1:36.339		8	29.191	100.9	41.470	93.6	22.452	121.8	1:33.113	
3	29.958	99.8	42.573	86.1	22.789	121.5	1:35.320		9	30.727	96.5	42.717	84.1	In		3:25.203	P
4	29.461	97.9	41.799	89.8	22.652	122.0	1:33.912		10	Out	102.8	41.336	93.7	23.221	103.7	1:38.340	P
5	29.324	103.9	42.118	91.2	22.567	121.8	1:34.009		11	29.403	101.9	41.114	93.7	22.421	122.2	1:32.938	
6	29.289	105.0	41.564	89.2	22.472	122.4	1:33.325		12	29.458	104.7	43.259	90.5	22.861	101.4	1:35.578	

11	Simon Jackson (C3A)								Chevron B43								
lap	Sect-1	Speed	Sect-2	Speed	Sect-3	Speed	Laptime	Pit	lap	Sect-1	Speed	Sect-2	Speed	Sect-3	Speed	Laptime	Pit
1	Out	89.9	48.869	69.0	26.084	115.1	1:53.496		6	30.253	100.9	42.774	87.2	22.756	120.7	1:35.783	
2	32.311	99.3	45.159	80.8	24.003	117.7	1:41.473		7	29.832	104.2	41.768	92.7	22.575	120.2	1:34.175	
3	29.989	103.9	42.477	91.0	23.122	119.6	1:35.588		8	29.780	104.4	43.052	87.0	23.538	120.0	1:36.370	
4	29.898	103.6	45.317	87.9	22.892	119.2	1:38.107		9	29.657	103.9	49.564	80.2	In		4:43.787	P
5	29.725	104.9	42.434	88.9	22.661	119.2	1:34.820		10	Out	90.1	44.662	83.2	23.789	119.8	1:45.258	P

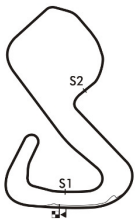

Session Start: 11:20:18 - Finish: 11:40:21
Weather/Track Conditions: Sunny / Dry
Circuit: Brands Hatch Grand Prix Circuit
Track Length: 3.916 Km - 2.4330 miles
Printed: 30-06-2018 - 11:50

MST

Legends of Brands Hatch Superprix - 30 Jun - 1 Jul 2018

HSCC Classic Formula 3

Qualifying for Race 7 - Sector Analysis

15 Carlos Antunes Tavares (C3A) — Chevron B47

lap	Sect-1	Speed	Sect-2	Speed	Sect-3	Speed	Laptime	Pit	lap	Sect-1	Speed	Sect-2	Speed	Sect-3	Speed	Laptime	Pit
1	Out	77.1	55.467	72.3	29.216	97.9	2:08.439		7	33.299	100.3	45.104	84.8	24.422	115.3	1:42.825	
2	35.234	93.8	49.862	83.1	26.302	110.4	1:51.398		8	31.070	98.6	44.812	90.9	24.107	117.1	1:39.989	
3	33.192	95.9	46.870	84.9	25.392	112.8	1:45.454		9	30.975	99.6	44.547	90.0	24.009	117.9	1:39.531	
4	31.985	97.2	46.726	88.3	25.051	113.7	1:43.762		10	31.301	100.8	46.847	84.0	24.811	116.5	1:42.959	
5	31.991	99.6	45.588	82.1	24.851	114.9	1:42.430		11	31.186	100.5	45.314	89.7	24.249	115.5	1:40.749	
6	32.236	98.0	46.339	81.3	24.833	115.5	1:43.408		12								

17 Keith White (A) — Ralt RT1

lap	Sect-1	Speed	Sect-2	Speed	Sect-3	Speed	Laptime	Pit	lap	Sect-1	Speed	Sect-2	Speed	Sect-3	Speed	Laptime	Pit
1	Out	87.4	45.792	82.9	25.045	112.6	1:49.192		8	29.726	105.4	43.166	91.0	22.932	120.4	1:35.824	
2	32.525	99.6	42.579	89.1	23.469	119.2	1:38.573		9	30.347	100.2	43.480	89.3	23.310	120.4	1:37.137	
3	30.225	102.8	41.756	94.4	22.778	119.8	1:34.759		10	30.183	104.6	42.811	89.1	22.835	122.4	1:35.829	
4	29.330	102.6	41.784	92.8	23.106	119.2	1:34.220		11	30.479	104.7	41.388	97.9	22.353	120.7	1:34.220	
5	29.583	103.7	41.452	94.5	22.548	120.2	1:33.583		12	29.320	103.0	41.479	95.6	22.631	119.8	1:33.430	
6	29.624	104.4	42.296	91.3	22.596	121.1	1:34.516		13	28.983	103.0	41.593	94.3	22.624	120.9	1:33.200	
7	29.146	104.1	40.835	94.4	22.693	120.9	1:32.674		14								

19 Lee Cunningham (A) — Dallara 381/382

lap	Sect-1	Speed	Sect-2	Speed	Sect-3	Speed	Laptime	Pit	lap	Sect-1	Speed	Sect-2	Speed	Sect-3	Speed	Laptime	Pit
1	Out	93.4	44.169	86.5	24.554	119.4	1:43.429		8	29.743	101.9	42.114	92.3	22.947	120.0	1:34.804	
2	30.947	100.8	43.543	84.8	23.308	120.9	1:37.798		9	30.161	101.9	42.003	88.6	22.731	120.4	1:34.895	
3	30.403	100.9	42.371	92.1	23.160	120.4	1:35.934		10	29.805	101.9	42.324	92.2	22.857	120.0	1:34.986	
4	30.026	100.3	43.660	90.4	22.852	121.5	1:36.538		11	29.859	102.8	42.035	90.9	22.902	120.2	1:34.796	
5	29.984	101.3	42.242	90.9	23.039	120.4	1:35.265		12	29.993	102.2	42.240	91.6	23.120	119.2	1:35.353	
6	30.539	102.5	42.386	90.3	22.832	121.1	1:35.757		13	29.982	101.9	41.941	93.2	22.924	119.6	1:34.847	
7	30.234	102.8	43.358	89.9	22.723	121.5	1:36.315		14								

25 Bernard Honnorat (C3A) — Ralt RT3

lap	Sect-1	Speed	Sect-2	Speed	Sect-3	Speed	Laptime	Pit	lap	Sect-1	Speed	Sect-2	Speed	Sect-3	Speed	Laptime	Pit
1	Out	83.1	52.530	72.9	26.750	112.4	1:58.009		7	30.576	101.9	42.727	90.6	24.022	115.5	1:37.325	
2	31.694	95.2	45.408	88.6	24.013	113.0	1:41.115		8	29.854	101.6	43.301	90.5	23.388	117.3	1:36.543	
3	30.320	98.9	43.981	88.7	24.101	113.7	1:38.402		9	30.594	99.8	43.637	90.0	23.592	116.1	1:37.823	
4	30.264	99.9	1:04.550	89.5	23.807	116.9	1:58.621		10	30.457	100.0	43.865	86.7	23.528	117.1	1:37.850	
5	30.109	99.6	43.416	92.8	23.982	113.0	1:37.507		11	30.335	99.6	43.290	91.3	23.285	118.7	1:36.910	
6	30.512	100.6	43.157	89.4	23.555	118.3	1:37.224		12	30.099	99.9	43.068	91.8	23.215	116.9	1:36.382	

29 Jonathan Price (A) — March 783

lap	Sect-1	Speed	Sect-2	Speed	Sect-3	Speed	Laptime	Pit	lap	Sect-1	Speed	Sect-2	Speed	Sect-3	Speed	Laptime	Pit
1	Out	79.6	49.090	72.3	25.304	113.9	1:54.996		7	30.593	100.8	43.845	85.6	23.724	117.7	1:38.162	
2	33.110	95.2	46.646	83.7	24.384	115.3	1:44.140		8	31.094	95.6	46.476	75.1	24.852	115.5	1:42.422	
3	31.687	98.7	44.818	79.2	24.567	114.1	1:41.072		9	31.065	99.6	44.158	80.2	23.800	110.7	1:39.023	
4	31.873	94.3	46.408	83.0	24.540	115.9	1:42.821		10	30.493	101.1	43.361	85.3	23.212	118.7	1:37.066	
5	30.868	101.3	44.029	81.5	24.597	116.9	1:39.494		11	31.102	101.6	43.074	89.8	23.200	119.6	1:37.376	
6	30.848	99.3	43.566	83.4	24.168	118.5	1:38.582		12	34.656	69.8	54.457	71.3	25.263	114.7	1:54.376	

30 Paul Dibden (A) — Argo TM6

lap	Sect-1	Speed	Sect-2	Speed	Sect-3	Speed	Laptime	Pit	lap	Sect-1	Speed	Sect-2	Speed	Sect-3	Speed	Laptime	Pit
1	Out	89.2	45.703	72.9	25.047	115.9	1:49.757		6	30.749	101.3	42.274	90.5	22.744	120.7	1:35.767	
2	31.713	96.6	44.455	86.2	23.142	118.5	1:39.310		7	29.754	101.6	42.402	93.7	23.149	119.6	1:35.305	
3	30.486	102.5	42.751	83.9	22.919	119.6	1:36.156		8	29.925	103.9	42.047	93.9	22.661	120.0	1:34.633	
4	30.803	91.1	43.169	84.1	23.720	119.2	1:37.692		9	29.641	102.2	42.856	92.8	22.615	120.2	1:35.112	
5	31.180	103.7	42.749	90.7	23.020	119.4	1:36.949		10	30.016	103.4	42.226	90.1	22.751	120.7	1:34.993	

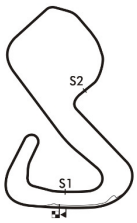

Session Start: 11:20:18 - Finish: 11:40:21
Weather/Track Conditions: Sunny / Dry
Circuit: Brands Hatch Grand Prix Circuit
Track Length: 3.916 Km - 2.4330 miles
Printed: 30-06-2018 - 11:50

Legends of Brands Hatch Superprix - 30 Jun - 1 Jul 2018

HSCC Classic Formula 3

Qualifying for Race 7 - Sector Analysis

31 Stephen Pegram (A) — Ralt RT1

lap	Sect-1	Speed	Sect-2	Speed	Sect-3	Speed	Laptime	Pit	lap	Sect-1	Speed	Sect-2	Speed	Sect-3	Speed	Laptime	Pit
1	Out	90.5	47.674	87.2	24.146	116.3	1:51.212		7	29.776	98.7	43.276	91.2	23.187	116.3	1:36.239	
2	31.133	96.3	43.920	92.8	23.722	115.3	1:38.775		8	30.645	101.3	44.324	91.8	23.499	115.3	1:38.468	
3	31.243	101.3	45.159	88.5	23.265	116.9	1:39.667		9	30.013	98.9	43.798	94.7	23.303	117.1	1:37.114	
4	30.000	98.9	43.985	90.1	23.272	116.5	1:37.257		10	30.068	97.7	50.185	91.8	23.383	117.5	1:43.636	
5	30.239	98.6	43.601	88.8	23.201	116.9	1:37.041		11	30.209	100.5	43.455	83.8	23.642	116.5	1:37.306	
6	30.581	99.9	43.226	88.8	23.173	116.9	1:36.980		12	30.266	99.2	44.336	92.1	23.422	115.5	1:38.024	

38 Hugh Price (A) — Chevron B38

lap	Sect-1	Speed	Sect-2	Speed	Sect-3	Speed	Laptime	Pit	lap	Sect-1	Speed	Sect-2	Speed	Sect-3	Speed	Laptime	Pit
1	Out	92.6	45.912	79.5	24.115	116.5	1:47.397		7	30.863	99.5	42.883	83.0	23.357	117.7	1:37.103	
2	31.542	98.0	43.628	91.5	23.239	117.5	1:38.409		8	30.125	101.7	42.701	85.9	23.297	117.9	1:36.123	
3	30.988	99.5	44.068	87.7	24.110	117.7	1:39.166		9	30.163	100.0	42.512	90.9	23.174	117.9	1:35.849	
4	30.857	99.6	42.807	86.7	24.983	113.9	1:38.647		10	30.135	100.9	42.615	88.6	22.914	119.4	1:35.664	
5	35.875	70.4	In		In		1:53.962	P	11	30.260	99.0	44.224	68.0	24.074	117.7	1:38.558	
6	Out	84.1	49.803	78.7	23.946	117.5	1:57.124	P	12	29.985	97.7	42.254	87.1	22.997	118.5	1:35.236	

47 Louis Hanjoul (A) — Argo JM1

lap	Sect-1	Speed	Sect-2	Speed	Sect-3	Speed	Laptime	Pit	lap	Sect-1	Speed	Sect-2	Speed	Sect-3	Speed	Laptime	Pit
1	Out	84.4	52.244	64.7	25.902	116.1	1:55.752		7	31.753	99.6	44.400	96.4	25.276	117.9	1:41.429	
2	31.766	98.3	46.745	82.4	24.553	113.3	1:43.064		8	30.748	101.1	44.711	89.5	24.083	117.3	1:39.542	
3	31.432	100.2	44.691	90.1	24.264	116.3	1:40.387		9	30.397	101.7	44.514	86.2	23.844	118.3	1:38.755	
4	31.197	99.9	44.501	89.9	24.146	114.7	1:39.844		10	30.672	101.7	44.401	83.1	23.705	118.3	1:38.778	
5	31.605	101.6	44.452	90.1	23.817	119.0	1:39.874		11	31.045	97.4	44.846	92.5	24.792	117.7	1:40.683	
6	38.363	87.7	47.116	83.5	24.564	117.1	1:50.043		12	30.421	101.6	45.368	87.9	26.497	118.5	1:42.286	

50 Andy Langridge (A) — March 803

lap	Sect-1	Speed	Sect-2	Speed	Sect-3	Speed	Laptime	Pit	lap	Sect-1	Speed	Sect-2	Speed	Sect-3	Speed	Laptime	Pit
1	Out	87.3	47.336	79.8	24.351	117.1	1:48.147		7	30.469	101.1	45.403	88.7	23.639	117.7	1:39.511	
2	32.160	96.9	45.272	85.3	23.894	117.3	1:41.326		8	31.725	98.4	44.339	88.0	23.471	117.7	1:39.535	
3	31.900	97.7	45.192	87.6	24.324	116.7	1:41.416		9	30.632	98.0	43.799	88.5	24.179	118.7	1:38.610	
4	30.970	100.6	44.338	87.9	23.859	116.9	1:39.167		10	30.726	99.6	43.495	94.1	23.732	118.5	1:37.953	
5	30.691	101.1	44.901	89.4	23.825	116.7	1:39.417		11	30.480	100.3	43.390	88.1	23.347	118.7	1:37.217	
6	32.908	97.6	44.291	83.4	23.454	119.0	1:40.653		12	30.754	100.8	43.530	86.1	24.126	117.7	1:38.410	

51 Tom Bradshaw (A) — Argo JM6

lap	Sect-1	Speed	Sect-2	Speed	Sect-3	Speed	Laptime	Pit	lap	Sect-1	Speed	Sect-2	Speed	Sect-3	Speed	Laptime	Pit
1	Out	88.5	46.199	86.1	23.751	117.9	1:47.924		5	28.629	104.2	41.078	94.7	23.010	119.0	1:32.717	
2	30.087	95.6	41.670	92.6	22.988	120.2	1:34.745		6	28.691	105.2	40.970	95.9	22.676	119.8	1:32.337	
3	28.769	103.7	41.831	94.3	22.523	119.6	1:33.123		7	28.369	105.0	42.030	92.5	22.520	121.5	1:32.919	
4	28.497	104.9	41.752	95.2	22.124	120.0	1:32.373		8	28.348	104.7	40.655	96.7	22.053	119.6	1:31.056	

55 Jon Finch (A) — Ralt RT1

lap	Sect-1	Speed	Sect-2	Speed	Sect-3	Speed	Laptime	Pit	lap	Sect-1	Speed	Sect-2	Speed	Sect-3	Speed	Laptime	Pit
1	Out	93.0	45.902	78.4	25.271	114.5	1:48.541		7	30.914	99.9	42.983	85.0	23.307	120.4	1:37.204	
2	31.196	100.6	44.843	86.2	23.919	117.5	1:39.958		8	30.429	102.5	43.017	84.8	23.300	119.0	1:36.746	
3	31.880	98.4	43.362	86.0	23.605	119.0	1:38.847		9	30.426	100.2	47.202	85.6	23.701	119.4	1:41.329	
4	30.658	100.3	42.946	84.5	23.326	119.0	1:36.930		10	30.449	102.2	43.118	84.2	23.478	120.0	1:37.045	
5	30.670	100.8	43.331	86.5	23.701	117.7	1:37.702		11	30.833	100.5	43.266	85.5	23.542	119.6	1:37.641	
6	30.578	101.6	43.080	88.3	23.332	120.4	1:36.990		12	30.683	101.7	43.502	82.8	24.452	118.1	1:38.637	

58 Pat Gormley (A) — Safir RJF3

lap	Sect-1	Speed	Sect-2	Speed	Sect-3	Speed	Laptime	Pit	lap	Sect-1	Speed	Sect-2	Speed	Sect-3	Speed	Laptime	Pit
1	Out	100.0	44.924	85.6	24.748	117.9	1:44.114		8	30.373	103.0	43.609	95.1	23.020	119.0	1:37.002	
2	32.392	81.4	45.389	85.3	24.255	118.7	1:42.036		9	30.318	102.0	43.512	93.0	23.302	120.2	1:37.132	
3	30.762	101.3	42.626	90.0	23.568	118.7	1:36.956		10	30.200	102.3	42.712	92.6	23.044	121.3	1:35.956	
4	30.690	103.1	44.189	91.6	23.147	121.5	1:38.026		11	31.144	102.3	43.428	84.0	23.507	120.2	1:38.079	
5	30.888	101.6	42.805	88.4	23.449	119.2	1:37.142		12	29.879	102.6	42.921	92.3	23.228	120.0	1:36.028	
6	30.144	101.9	43.287	91.8	22.934	121.1	1:36.365		13	31.751	101.7	45.343	51.8	27.816	89.7	1:44.910	
7	31.963	100.2	43.502	85.7	23.983	120.0	1:39.448		14								

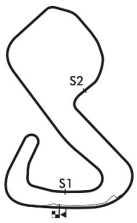

Session Start: 11:20:18 - Finish: 11:40:21
Weather/Track Conditions: Sunny / Dry
Circuit: Brands Hatch Grand Prix Circuit
Track Length: 3.916 Km - 2.4330 miles
Printed: 30-06-2018 - 11:50

MST

Legends of Brands Hatch Superprix - 30 Jun - 1 Jul 2018

HSCC Classic Formula 3

Qualifying for Race 7 - Sector Analysis

59 Frederic Rouvier (C3A) — Martini Mk31

lap	Sect-1	Speed	Sect-2	Speed	Sect-3	Speed	Laptime	Pit	lap	Sect-1	Speed	Sect-2	Speed	Sect-3	Speed	Laptime	Pit
1	Out	93.3	45.540	86.6	24.735	118.1	1:45.095		7	28.569	104.4	41.594	89.5	23.442	120.4	1:33.605	
2	28.861	103.7	42.139	93.5	22.515	120.4	1:33.515		8	28.617	104.9	41.085	91.8	22.439	120.0	1:32.141	
3	28.946	103.6	42.183	86.9	22.767	120.7	1:33.896		9	28.610	104.7	40.986	97.9	22.094	123.5	1:31.690	
4	28.701	103.6	41.734	98.1	22.219	121.5	1:32.654		10	28.978	104.4	41.488	93.2	In		2:56.905	P
5	28.556	104.4	41.255	90.3	23.337	119.6	1:33.148		11	Out	103.9	41.633	94.4	22.240	121.5	1:37.710	P
6	36.654	101.7	42.681	91.1	22.409	121.8	1:41.744		12	28.634	104.7	40.984	95.6	22.253	121.8	1:31.871	

62 Graham Kiddy (A) — Argo JM3

lap	Sect-1	Speed	Sect-2	Speed	Sect-3	Speed	Laptime	Pit	lap	Sect-1	Speed	Sect-2	Speed	Sect-3	Speed	Laptime	Pit
1	Out	84.5	48.179	73.4	24.984	117.9	1:49.479		7	31.843	99.6	43.574	90.7	24.701	120.9	1:40.118	
2	31.770	98.0	45.104	83.8	23.723	119.4	1:40.597		8	30.104	103.1	43.269	90.3	23.383	121.1	1:36.756	
3	31.150	98.9	45.911	77.0	23.897	120.0	1:40.958		9	30.533	97.9	45.369	92.6	23.024	122.4	1:38.926	
4	30.483	100.8	44.087	85.9	23.140	119.6	1:37.710		10	30.288	101.6	42.979	92.5	23.474	122.2	1:36.741	
5	30.322	102.5	43.532	88.3	23.140	120.2	1:36.994		11	30.230	102.3	43.589	89.7	In		2:11.329	P
6	30.549	103.6	44.843	87.8	23.198	121.8	1:38.590		12								

63 Matthew Sturmer (A) — Ralt RT3

lap	Sect-1	Speed	Sect-2	Speed	Sect-3	Speed	Laptime	Pit	lap	Sect-1	Speed	Sect-2	Speed	Sect-3	Speed	Laptime	Pit
1	Out	91.7	47.698	72.2	25.515	111.5	1:53.370		7	31.470	96.9	44.842	89.7	23.762	114.3	1:40.074	
2	32.728	91.2	44.789	89.5	23.970	112.0	1:41.487		8	31.703	98.3	44.297	90.6	23.441	116.3	1:39.441	
3	31.867	95.6	45.710	78.2	24.047	112.2	1:41.624		9	30.939	97.9	43.713	89.4	23.478	116.1	1:38.130	
4	31.162	92.7	45.319	88.8	23.814	112.8	1:40.295		10	30.714	98.3	43.604	93.0	23.270	116.1	1:37.588	
5	30.633	96.9	49.489	79.9	In		2:43.891	P	11	30.255	98.7	43.256	94.0	23.353	115.9	1:36.864	
6	Out	94.6	44.330	91.5	23.959	115.5	1:46.146	P	12								

78 Andrew Smith (A) — March 783

lap	Sect-1	Speed	Sect-2	Speed	Sect-3	Speed	Laptime	Pit	lap	Sect-1	Speed	Sect-2	Speed	Sect-3	Speed	Laptime	Pit
1	Out	82.7	44.434	76.5	23.858	118.3	1:46.838		8	28.869	105.2	42.535	74.8	23.318	120.4	1:34.722	
2	31.006	94.3	42.690	83.5	23.079	119.2	1:36.775		9	29.027	104.1	41.303	89.8	22.320	122.2	1:32.650	
3	29.637	99.2	42.300	87.6	22.476	120.9	1:34.413		10	28.878	104.4	40.902	90.1	22.034	123.1	1:31.814	
4	29.649	101.9	42.341	91.1	23.214	120.9	1:35.204		11	33.314	103.1	43.435	87.1	24.312	122.2	1:41.061	
5	29.681	101.4	41.439	85.0	22.844	120.4	1:33.964		12	30.985	102.2	42.971	85.6	22.429	122.2	1:36.385	
6	29.738	104.2	41.974	85.1	22.492	122.0	1:34.204		13	29.026	103.0	41.284	90.4	22.104	122.6	1:32.414	
7	29.035	103.0	42.054	85.3	22.458	121.8	1:33.547		14								

80 Valerio Leone (C3A) — March 743

lap	Sect-1	Speed	Sect-2	Speed	Sect-3	Speed	Laptime	Pit	lap	Sect-1	Speed	Sect-2	Speed	Sect-3	Speed	Laptime	Pit
1	Out	90.0	46.836	76.8	25.034	119.2	1:47.430		7	29.330	104.9	42.230	95.2	22.613	120.7	1:34.173	
2	31.146	101.4	43.573	89.8	23.769	117.5	1:38.488		8	29.262	101.9	41.482	96.3	22.833	120.7	1:33.577	
3	30.629	104.2	42.024	89.3	23.461	120.2	1:36.114		9	29.448	105.2	41.240	87.8	22.823	122.0	1:33.511	
4	29.798	103.9	41.108	96.0	23.203	120.0	1:34.109		10	29.759	104.1	42.718	94.0	23.149	122.4	1:35.626	
5	29.813	105.0	41.331	96.4	In		4:52.091	P	11	29.883	105.2	42.108	94.5	22.457	122.0	1:34.448	
6	Out	101.7	42.521	95.6	22.566	119.2	1:40.951	P	12								

81 Davide Leone (C3A) — March 783

lap	Sect-1	Speed	Sect-2	Speed	Sect-3	Speed	Laptime	Pit	lap	Sect-1	Speed	Sect-2	Speed	Sect-3	Speed	Laptime	Pit
1	Out	90.7	46.552	73.6	24.619	114.5	1:48.175		8	29.743	104.9	42.514	88.4	22.592	121.1	1:34.849	
2	32.529	101.7	43.914	83.5	23.247	120.2	1:39.690		9	29.690	104.7	41.574	93.1	22.727	121.1	1:33.991	
3	31.028	101.4	45.663	81.3	24.894	118.5	1:41.585		10	29.745	105.4	41.403	94.0	22.609	121.1	1:33.757	
4	30.167	103.1	42.907	86.5	23.369	119.6	1:36.443		11	29.568	105.7	41.902	93.0	22.644	121.8	1:34.114	
5	29.735	103.7	43.016	88.6	22.872	119.4	1:35.623		12	29.106	105.7	41.459	93.9	22.594	122.2	1:33.159	
6	29.811	104.2	41.693	91.2	22.549	122.4	1:34.053		13	29.305	104.9	46.063	76.2	23.229	121.5	1:38.597	
7	29.256	104.9	41.413	90.3	23.061	121.3	1:33.730		14								

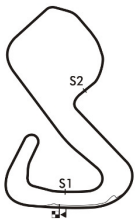

Session Start: 11:20:18 - Finish: 11:40:21
Weather/Track Conditions: Sunny / Dry
Circuit: Brands Hatch Grand Prix Circuit
Track Length: 3.916 Km - 2.4330 miles
Printed: 30-06-2018 - 11:50

MST

Legends of Brands Hatch Superprix - 30 Jun - 1 Jul 2018

HSCC Classic Formula 3

Qualifying for Race 7 - Sector Analysis

82 Paul Smith (A) — Ralt RT3

lap	Sect-1	Speed	Sect-2	Speed	Sect-3	Speed	Laptime	Pit
1	Out	82.4	49.553	67.3	25.741	117.5	1:54.473	
2	29.948	100.2	42.469	87.8	22.809	120.9	1:35.226	
3	47.391	96.6	43.313	85.6	23.427	119.6	1:54.131	
4	29.550	103.6	41.358	96.3	22.623	120.4	1:33.531	
5	30.492	103.6	41.936	97.5	23.214	119.4	1:35.642	
6	29.698	103.1	42.508	82.9	23.110	122.0	1:35.316	
7	29.297	105.0	41.459	92.2	22.758	121.8	1:33.514	
8	29.365	103.4	42.042	91.2	22.659	120.9	1:34.066	
9	29.470	103.3	43.222	92.3	22.538	121.3	1:35.230	
10	29.092	102.3	41.507	90.0	22.487	121.5	1:33.086	

88 Cameron Jackson (A) — Euroracing 101

lap	Sect-1	Speed	Sect-2	Speed	Sect-3	Speed	Laptime	Pit
1	Out	102.6	43.145	89.5	22.845	119.6	1:39.139	
2	29.078	103.3	41.829	96.8	22.529	121.1	1:33.436	
3	28.939	104.1	41.525	97.4	22.149	121.1	1:32.613	
4	28.982	103.0	41.299	97.7	22.439	121.1	1:32.720	
5	29.100	104.4	41.441	97.1	In		2:35.537	P
6	Out	103.3	41.554	96.1	22.259	121.5	1:37.818	P
7	29.096	104.7	40.924	95.5	22.722	120.2	1:32.742	
8	29.412	103.7	41.246	94.7	22.705	120.0	1:33.363	
9	28.888	105.7	41.329	97.0	22.197	120.7	1:32.414	
10	28.782	103.9	41.123	95.5	22.122	121.8	1:32.027	
11	28.650	104.1	42.192	95.3	23.891	120.7	1:34.733	
12	29.017	102.2	41.238	94.8	23.812	96.9	1:34.067	

93 Rudolf Ernst (A) — Ralt RT1

lap	Sect-1	Speed	Sect-2	Speed	Sect-3	Speed	Laptime	Pit
1	Out	86.1	52.572	66.0	26.679	114.9	1:59.123	
2	32.316	96.9	47.410	81.5	25.844	116.5	1:45.570	
3	32.383	97.0	47.022	79.2	25.858	109.5	1:45.263	
4	32.354	100.2	46.638	82.2	24.703	117.7	1:43.695	
5	32.087	100.5	46.387	77.5	24.745	118.5	1:43.219	
6	31.757	99.2	46.734	82.0	24.351	119.0	1:42.842	
7	32.843	99.0	45.907	83.1	24.516	117.9	1:43.266	
8	31.802	96.7	47.220	83.1	25.112	119.8	1:44.134	
9	31.572	93.8	46.494	85.1	24.104	119.8	1:42.170	
10	31.262	99.6	46.243	82.3	24.185	120.2	1:41.690	
11	31.071	101.6	48.071	85.0	24.030	115.9	1:43.172	
12								

151 David Caussanel (C3A) — Brabham BT41

lap	Sect-1	Speed	Sect-2	Speed	Sect-3	Speed	Laptime	Pit
1	Out	98.0	44.514	83.6	23.388	117.1	1:41.655	
2	30.022	103.0	43.736	80.5	24.222	119.2	1:37.980	
3	30.874	101.4	43.001	86.9	23.131	118.3	1:37.006	
4	30.082	103.1	43.486	87.3	22.983	118.5	1:36.551	
5	29.569	103.1	43.334	88.1	22.910	117.1	1:35.813	
6	29.433	104.1	42.549	90.5	22.987	118.5	1:34.969	
7	30.379	102.8	42.622	91.0	22.845	119.4	1:35.846	
8	29.633	102.8	42.495	90.7	22.890	118.1	1:35.018	
9	29.544	102.5	43.252	86.3	22.951	117.7	1:35.747	
10	30.072	103.1	42.255	92.7	22.892	118.7	1:35.219	
11	30.766	103.6	42.150	92.3	22.793	118.7	1:35.709	
12	29.572	102.6	42.009	92.3	22.817	119.8	1:34.398	
13	29.476	103.0	42.081	93.6	23.156	119.0	1:34.713	
14								

193 Angela Grasso (C3A) — Ralt RT1

lap	Sect-1	Speed	Sect-2	Speed	Sect-3	Speed	Laptime	Pit
1	Out	72.6	59.326	71.1	30.343	104.2	2:13.910	
2	36.656	88.4	57.551	69.8	30.012	106.0	2:04.219	
3	52.999	66.6	59.022	65.8	In		3:25.946	P
4	Out	70.9	55.766	70.5	27.020	104.5	2:10.351	P
5	35.760	85.0	53.591	69.8	29.140	93.6	1:58.491	
6	38.981	69.7	55.860	66.6	27.318	109.1	2:02.159	
7	36.427	92.4	54.151	57.9	29.770	100.8	2:00.348	
8	37.410	79.8	51.523	65.8	28.324	95.2	1:57.257	
9	37.646	83.0	54.349	72.3	28.217	103.1	2:00.212	
10								

214 Christian Olsen (A) — Martini Mk39

lap	Sect-1	Speed	Sect-2	Speed	Sect-3	Speed	Laptime	Pit
1	Out	98.3	45.006	72.5	23.618	119.2	1:43.474	
2	30.658	101.3	42.839	84.3	23.300	118.7	1:36.797	
3	29.299	103.7	42.217	83.2	23.051	119.4	1:34.567	
4	29.050	104.7	41.736	88.8	22.631	120.4	1:33.417	
5	29.246	104.7	43.158	90.4	22.662	119.8	1:35.066	
6	29.342	105.0	41.239	92.7	22.361	122.0	1:32.942	
7	29.051	105.9	41.255	88.9	22.536	121.3	1:32.842	
8	29.106	103.6	41.468	90.1	22.698	120.2	1:33.272	
9	28.789	106.4	41.474	96.0	22.185	121.5	1:32.448	D
10	28.997	106.2	40.942	91.0	22.057	122.6	1:31.996	
11	28.870	106.5	41.623	88.9	22.261	122.0	1:32.754	
12	29.070	105.9	40.834	93.2	22.092	122.2	1:31.996	
13	28.998	104.9	41.094	81.5	22.694	120.2	1:32.786	
14								

217 Tom Olsen (A) — Martini Mk39

lap	Sect-1	Speed	Sect-2	Speed	Sect-3	Speed	Laptime	Pit
1	Out	98.4	45.038	87.5	23.878	120.4	1:43.455	
2	30.195	101.7	42.851	90.9	23.463	119.8	1:36.509	
3	30.762	100.9	43.235	91.6	23.191	120.2	1:37.188	
4	30.363	103.0	42.382	94.4	23.538	119.4	1:36.283	
5	29.829	102.5	42.318	93.6	23.725	114.9	1:35.872	
6	30.118	103.7	42.838	88.3	23.749	121.1	1:36.705	
7	29.487	103.1	42.229	91.3	22.954	121.5	1:34.670	
8	30.250	104.4	43.111	91.2	23.001	120.0	1:36.362	
9	30.049	103.4	42.339	90.4	22.931	121.1	1:35.319	
10	30.473	103.6	42.095	94.1	23.030	121.1	1:35.598	

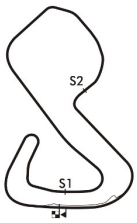

Session Start: 11:20:18 - Finish: 11:40:21
Weather/Track Conditions: Sunny / Dry
Circuit: Brands Hatch Grand Prix Circuit
Track Length: 3.916 Km - 2.4330 miles
Printed: 30-06-2018 - 11:50

MST
Results: www.mstworld.com. Live Timing: https://livetiming.getraceresults.com/mst. Email: timing@mstworld.com

Legends of Brands Hatch Superprix - 30 Jun - 1 Jul 2018

HSCC Classic Formula 3

Qualifying for Race 7 - Best Sector Times

	SECTOR 1			SECTOR 2			SECTOR 3		
	NO	TIME	LAP	NO	TIME	LAP	NO	TIME	LAP
1	51	28.325	9	51	40.655	8	78	22.034	10
2	59	28.556	5	214	40.834	12	51	22.053	8
3	88	28.650	11	17	40.835	7	214	22.057	10
4	214	28.789	9	78	40.902	10	59	22.094	9
5	78	28.869	8	88	40.924	7	88	22.122	10
6	3	28.910	9	3	40.966	8	3	22.189	8
7	17	28.983	13	59	40.984	12	17	22.353	11
8	9	29.092	7	80	41.108	4	9	22.421	11
9	82	29.092	10	9	41.114	11	80	22.457	11
10	81	29.106	12	82	41.358	4	82	22.487	10
11	7	29.161	12	81	41.403	10	7	22.490	12
12	80	29.262	8	7	41.425	13	81	22.549	6
13	151	29.433	6	11	41.768	7	11	22.575	7
14	217	29.487	7	19	41.941	13	30	22.615	9
15	8	29.625	12	151	42.009	12	19	22.723	7
16	30	29.641	9	30	42.047	8	151	22.793	11
17	11	29.657	9	217	42.095	10	4	22.855	8
18	19	29.743	8	38	42.254	12	38	22.914	10
19	31	29.776	7	4	42.452	6	217	22.931	9
20	25	29.854	8	8	42.541	12	58	22.934	6
21	58	29.879	12	58	42.626	3	8	22.976	12
22	38	29.985	12	25	42.727	7	62	23.024	9
23	4	30.006	10	55	42.946	4	31	23.173	6
24	62	30.104	8	62	42.979	10	29	23.200	11
25	5	30.149	9	29	43.074	11	25	23.215	12
26	63	30.255	11	31	43.226	6	63	23.270	10
27	47	30.397	9	63	43.256	11	55	23.300	8
28	55	30.426	9	50	43.390	11	50	23.347	11
29	50	30.469	7	5	44.103	12	5	23.545	12
30	29	30.493	10	47	44.400	7	47	23.705	10
31	15	30.975	9	15	44.547	9	15	24.009	9
32	93	31.071	11	93	45.907	7	93	24.030	11
33	193	35.760	5	193	51.523	8	193	27.020	4

IDEAL / BEST LAP COMPARISON

NO	NAME	BEST	IN	IDEAL	DIFF
51	Tom Bradshaw	1:31.056	8	1:31.033	+0.023
59	Frederic Rouvier	1:31.690	9	1:31.634	+0.056
78	Andrew Smith	1:31.814	10	1:31.805	+0.009
214	Christian Olsen	1:31.996	10	1:31.680	+0.316
88	Cameron Jackson	1:32.027	10	1:31.696	+0.331
3	David Shaw	1:32.170	8	1:32.065	+0.105
17	Keith White	1:32.674	7	1:32.171	+0.503
9	Ian Jacobs	1:32.938	11	1:32.627	+0.311
82	Paul Smith	1:33.086	10	1:32.937	+0.149
81	Davide Leone	1:33.159	12	1:33.058	+0.101
7	Richard Trott	1:33.183	12	1:33.076	+0.107
80	Valerio Leone	1:33.511	9	1:32.827	+0.684
11	Simon Jackson	1:34.175	7	1:34.000	+0.175
151	David Caussanel	1:34.398	12	1:34.235	+0.163
30	Paul Dibden	1:34.633	8	1:34.303	+0.330
217	Tom Olsen	1:34.670	7	1:34.513	+0.157
19	Lee Cunningham	1:34.796	11	1:34.407	+0.389
8	David Thorburn	1:35.142	12	1:35.142	+0.000
38	Hugh Price	1:35.236	12	1:35.153	+0.083
4	Jean-Pierre Eynard-	1:35.636	6	1:35.313	+0.323
58	Pat Gormley	1:35.956	10	1:35.439	+0.517
31	Stephen Pegram	1:36.239	7	1:36.175	+0.064
25	Bernard Honnorat	1:36.382	12	1:35.796	+0.586
62	Graham Kiddy	1:36.741	10	1:36.107	+0.634
55	Jon Finch	1:36.746	8	1:36.672	+0.074
63	Matthew Sturmer	1:36.864	11	1:36.781	+0.083
29	Jonathan Price	1:37.066	10	1:36.767	+0.299
50	Andy Langridge	1:37.217	11	1:37.206	+0.011
5	Gianluigi Candiani	1:37.982	12	1:37.797	+0.185
47	Louis Hanjoul	1:38.755	9	1:38.502	+0.253
15	Carlos Antunes Tav	1:39.531	9	1:39.531	+0.000
93	Rudolf Ernst	1:41.690	10	1:41.008	+0.682
193	Angela Grasso	1:57.257	8	1:54.303	+2.954

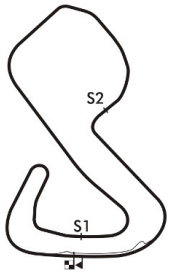

Session Start: 11:20:18 - Finish: 11:40:21
Weather/Track Conditions: Sunny / Dry
Circuit: Brands Hatch Grand Prix Circuit
Track Length: 3.916 Km - 2.4330 miles

Printed: 30-06-2018 - 11:50

Legends of Brands Hatch Superprix - 30 Jun - 1 Jul 2018

HSCC Classic Formula 3

Qualifying for Race 7 - Best Sector Speeds

	NO	SECTOR 1	MPH	NO	SECTOR 2	MPH	NO	SECTOR 3	MPH
1	214	Christian Olsen	106.5	3	David Shaw	98.7	59	Frederic Rouvier	123.5
2	3	David Shaw	105.7	7	Richard Trott	98.4	78	Andrew Smith	123.1
3	81	Davide Leone	105.7	59	Frederic Rouvier	98.1	9	Ian Jacobs	122.9
4	88	Cameron Jackson	105.7	17	Keith White	97.9	214	Christian Olsen	122.6
5	17	Keith White	105.4	88	Cameron Jackson	97.7	3	David Shaw	122.4
6	51	Tom Bradshaw	105.2	82	Paul Smith	97.5	17	Keith White	122.4
7	78	Andrew Smith	105.2	51	Tom Bradshaw	96.7	62	Graham Kiddy	122.4
8	80	Valerio Leone	105.2	47	Louis Hanjoul	96.4	80	Valerio Leone	122.4
9	9	Ian Jacobs	105.0	80	Valerio Leone	96.4	81	Davide Leone	122.4
10	82	Paul Smith	105.0	214	Christian Olsen	96.0	82	Paul Smith	122.0
11	11	Simon Jackson	104.9	58	Pat Gormley	95.1	88	Cameron Jackson	121.8
12	59	Frederic Rouvier	104.9	31	Stephen Pegram	94.7	7	Richard Trott	121.5
13	7	Richard Trott	104.7	217	Tom Olsen	94.4	19	Lee Cunningham	121.5
14	217	Tom Olsen	104.6	50	Andy Langridge	94.1	51	Tom Bradshaw	121.5
15	151	David Caussanel	104.1	63	Matthew Sturmer	94.0	58	Pat Gormley	121.5
16	30	Paul Dibden	103.9	81	Davide Leone	94.0	217	Tom Olsen	121.5
17	62	Graham Kiddy	103.6	30	Paul Dibden	93.9	11	Simon Jackson	120.7
18	5	Gianluigi Candiani	103.1	9	Ian Jacobs	93.7	30	Paul Dibden	120.7
19	58	Pat Gormley	103.1	151	David Caussanel	93.6	55	Jon Finch	120.4
20	19	Lee Cunningham	102.8	19	Lee Cunningham	93.2	8	David Thorburn	120.2
21	55	Jon Finch	102.5	25	Bernard Honnorat	92.8	93	Rudolf Ernst	120.2
22	4	Jean-Pierre Eynard-Machet	102.2	11	Simon Jackson	92.7	4	Jean-Pierre Eynard-Machet	120.0
23	8	David Thorburn	102.2	62	Graham Kiddy	92.6	5	Gianluigi Candiani	119.8
24	25	Bernard Honnorat	101.9	8	David Thorburn	92.5	151	David Caussanel	119.8
25	38	Hugh Price	101.7	38	Hugh Price	91.5	29	Jonathan Price	119.6
26	47	Louis Hanjoul	101.7	78	Andrew Smith	91.1	38	Hugh Price	119.4
27	29	Jonathan Price	101.6	15	Carlos Antunes Tavares	90.9	47	Louis Hanjoul	119.0
28	93	Rudolf Ernst	101.6	5	Gianluigi Candiani	90.1	50	Andy Langridge	119.0
29	31	Stephen Pegram	101.3	29	Jonathan Price	89.8	25	Bernard Honnorat	118.7
30	50	Andy Langridge	101.1	55	Jon Finch	88.3	15	Carlos Antunes Tavares	117.9
31	15	Carlos Antunes Tavares	100.8	4	Jean-Pierre Eynard-Machet	87.6	31	Stephen Pegram	117.5
32	63	Matthew Sturmer	98.7	93	Rudolf Ernst	85.1	63	Matthew Sturmer	116.3
33	193	Angela Grasso	92.4	193	Angela Grasso	72.3	193	Angela Grasso	109.1

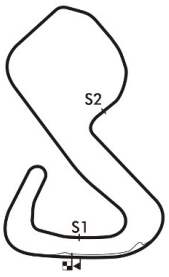

Session Start: 11:20:18 - Finish: 11:40:21
Weather/Track Conditions: Sunny / Dry
Circuit: Brands Hatch Grand Prix Circuit
Track Length: 3.916 Km - 2.4330 miles

Printed: 30-06-2018 - 11:51

Legends of Brands Hatch Superprix - 30 Jun - 1 Jul 2018

HSCC Classic Formula 3

Race 7 - Starting Grid

Sheet No:

Start Time : 17:00 - Heat Duration : 20 Minutes

ROW				
17	33	193	Angela Grasso	
16	31	15	Carlos Antunes Tavares	
15	29	5	Gianluigi Candiani	
14	27	29	Jonathan Price	
13	25	55	Jon Finch	
12	23	25	Bernard Honnorat	
11	21	58	Pat Gormley	
10	19	38	Hugh Price	
9	17	19	Lee Cunningham	
8	15	30	Paul Dibden	
7	13	11	Simon Jackson	
6	11	7	Richard Trott	
5	9	82	Paul Smith	
4	7	17	Keith White	
3	5	88	Cameron Jackson	
2	3	78	Andrew Smith	
1	1	51	Tom Bradshaw	
			Pole Right	
	32	93	Rudolf Ernst	
	30	47	Louis Hanjoul	
	28	50	Andy Langridge	
	26	63	Matthew Sturmer	
	24	62	Graham Kiddy	
	22	31	Stephen Pegram	
	20	4	Jean-Pierre Eynard-Machet	
	18	8	David Thorburn	
	16	217	Tom Olsen	
	14	151	David Caussanel	
	12	80	Valerio Leone	
	10	81	Davide Leone	
	8	9	Ian Jacobs	
	6	3	David Shaw	
	4	214	Christian Olsen	
	2	59	Frederic Rouvier	

Circuit: Brands Hatch Grand Prix Circuit
Track Length: 3.916 Km - 2.4330 miles

These results are provisional until the conclusion of any judicial and technical matters.

Clerk of the Course:	Timekeeper:	Issued at:
	Nick Palmer	

Printed : 30-06-2018 - 11:49

Legends of Brands Hatch Superprix - 30 Jun - 1 Jul 2018

HSCC Classic Formula 3

Race 7 - Classification

Sheet No:

POS	NO	DRIVER/S	CLASS	CLASS POS	CAR MAKE / MODEL	TIME	LAPS	GAP	DIFF	MPH	BEST	ON
1	3	David Shaw	A	1	Ralt RT1	20:04.881	10	-- 10 laps		72.69	1:33.585	10
2	9	Ian Jacobs	C3A	1	Ralt RT3	20:05.420	10	0.539	0.539	72.66	1:33.516	10
3	11	Simon Jackson	C3A	2	Chevron B43	20:05.720	10	0.839	0.300	72.64	1:32.709	10
4	17	Keith White	A	2	Ralt RT1	20:06.618	10	1.737	0.898	72.59	1:33.652	10
5	58	Pat Gormley	A	3	Safir RJF3	20:13.858	10	8.977	7.240	72.15	1:34.964	10
6	82	Paul Smith	A	4	Ralt RT3	20:14.029	10	9.148	0.171	72.14	1:34.943	10
7	30	Paul Dibden	A	5	Argo TM6	20:15.192	10	10.311	1.163	72.07	1:34.307	10
8	59	Frederic Rouvier	C3A	3	Martini Mk31	20:19.088	10	14.207	3.896	71.84	1:32.979	10
9	19	Lee Cunningham	A	6	Dallara 381/382	20:20.967	10	16.086	1.879	71.73	1:36.452	10
10	4	Jean-Pierre Eynard-Machet	C3A	4	Martini Mk31	20:27.235	10	22.354	6.268	71.36	1:36.032	9
11	38	Hugh Price	A	7	Chevron B38	20:35.716	10	30.835	8.481	70.88	1:37.219	9
12	25	Bernard Honnorat	C3A	5	Ralt RT3	20:41.978	10	37.097	6.262	70.52	1:38.308	5
13	55	Jon Finch	A	8	Ralt RT1	20:42.723	10	37.842	0.745	70.48	1:37.047	8
14	31	Stephen Pegram	A	9	Ralt RT1	20:44.732	10	39.851	2.009	70.36	1:36.801	8
15	5	Gianluigi Candiani	C3A	6	March 783	20:55.887	10	51.006	11.155	69.74	1:39.173	9
16	29	Jonathan Price	A	10	March 783	20:57.034	10	52.153	1.147	69.67	1:38.186	9
17	50	Andy Langridge	A	11	March 803	20:57.895	10	53.014	0.861	69.62	1:38.098	8
18	47	Louis Hanjoul	A	12	Argo JM1	20:58.589	10	53.708	0.694	69.59	1:39.466	7
19	93	Rudolf Ernst	A	13	Ralt RT1	21:07.330	10	1:02.449	8.741	69.11	1:40.126	9
20	15	Carlos Antunes Tavares	C3A	7	Chevron B47	21:07.697	10	1:02.816	0.367	69.09	1:40.220	9
21	63	Matthew Sturmer	A	14	Ralt RT3	21:20.122	10	1:15.241	12.425	68.42	1:39.043	6
22	193	Angela Grasso	C3A	8	Ralt RT1	21:29.051	9	-- 9 laps --	2:22.506	61.15	1:56.904	7
		---------- NOT CLASSIFIED ----------										
DNF	8	David Thorburn	A		Ralt RT3	18:46.589	9	-- 9 laps --		69.97	1:36.626	8
DNF	62	Graham Kiddy	A		Argo JM3	18:57.473	9	-- 9 laps --	10.884	69.30	1:37.373	9
DNF	7	Richard Trott	A		Chevron B43	17:20.382	7	-- 7 laps --	1:37.748	58.93	1:35.805	5
DNC	81	Davide Leone	C3A		March 783	21:19.801	6	-- 6 laps --	7:29.158	41.06	1:37.597	4
DNF	51	Tom Bradshaw	A		Argo JM6							
DNF	78	Andrew Smith	A		March 783							
DNF	214	Christian Olsen	A		Martini Mk39							
DNF	80	Valerio Leone	C3A		March 743							
DNF	217	Tom Olsen	A		Martini Mk39							

---------- FASTEST LAP SUMMARY ----------

NO	DRIVER/S	CLASS	CAR MAKE / MODEL	FASTEST LAP	ON	MPH
11	Simon Jackson	C3A	Chevron B43	1:32.709	10	94.48
3	David Shaw	A	Ralt RT1	1:33.585	10	93.59

Cars 88 & 151 - Non starters.

Session Start: 17:07:21 - Finish: 17:27:25
Weather/Track Conditions: Sunny / Dry
Circuit: Brands Hatch Grand Prix Circuit
Track Length: 3.916 Km - 2.4330 miles

These results are provisional until the conclusion of any judicial and technical matters.

Clerk of the Course:	Timekeeper:	Issued at:
	Nick Palmer	

MST

Printed: 30-06-2018 - 17:29

Legends of Brands Hatch Superprix - 30 Jun - 1 Jul 2018

HSCC Classic Formula 3

Race 7 - Sector Analysis

3	David Shaw (A)								Ralt RT1								
lap	Sect-1	Speed	Sect-2	Speed	Sect-3	Speed	Laptime	Pit	lap	Sect-1	Speed	Sect-2	Speed	Sect-3	Speed	Laptime	Pit
1		101.9	43.151	89.4	31.446	47.5	1:52.649		6	30.236	102.8	42.623	92.5	22.926	120.4	1:35.785	
2	54.673	47.0	1:21.339	49.0	43.483	55.0	2:59.495		7	29.489	103.7	41.991	92.0	22.862	120.7	1:34.342	
3	55.274	46.5	1:20.530	48.5	44.188	48.1	2:59.992		8	29.461	104.2	41.662	96.0	22.826	121.1	1:33.949	
4	56.446	49.3	1:14.450	52.3	32.984	117.5	2:43.880		9	29.530	104.6	41.594	94.5	22.756	121.1	1:33.880	
5	30.872	101.7	43.149	88.6	23.303	118.7	1:37.324		10	29.465	104.4	41.555	97.0	22.565	119.8	1:33.585	

4	Jean-Pierre Eynard-Machet (C3A)								Martini Mk31								
lap	Sect-1	Speed	Sect-2	Speed	Sect-3	Speed	Laptime	Pit	lap	Sect-1	Speed	Sect-2	Speed	Sect-3	Speed	Laptime	Pit
1		98.6	45.037	88.8	34.153	41.1	2:01.504		6	30.748	100.3	43.624	83.6	23.570	120.7	1:37.942	
2	54.854	36.8	1:21.276	52.0	43.428	51.4	2:59.558		7	31.155	100.9	43.579	84.3	23.371	118.7	1:38.105	
3	56.996	47.5	1:19.509	56.8	44.867	52.8	3:01.372		8	30.343	102.2	42.782	89.2	23.086	120.9	1:36.211	
4	56.037	36.5	1:11.862	63.5	32.267	115.9	2:40.166		9	30.184	102.0	42.911	90.0	22.937	119.2	1:36.032	
5	31.296	94.2	43.616	88.7	23.575	117.3	1:38.487		10	31.806	96.9	42.965	87.1	23.087	117.5	1:37.858	

5	Gianluigi Candiani (C3A)								March 783								
lap	Sect-1	Speed	Sect-2	Speed	Sect-3	Speed	Laptime	Pit	lap	Sect-1	Speed	Sect-2	Speed	Sect-3	Speed	Laptime	Pit
1		95.8	45.507	94.3	35.149	63.2	2:07.106		6	30.824	99.6	45.107	88.9	23.486	119.2	1:39.417	
2	52.722	44.8	1:21.859	49.3	43.243	54.8	2:57.824		7	30.894	98.4	45.783	85.7	23.701	119.2	1:40.378	
3	58.217	51.1	1:19.532	55.8	44.391	49.7	3:02.140		8	30.957	98.2	46.099	92.2	23.734	118.1	1:40.790	
4	55.424	43.8	1:13.187	68.5	31.831	116.9	2:40.442		9	30.915	100.5	44.912	91.5	23.346	120.0	1:39.173	
5	31.607	101.1	45.203	86.2	23.319	119.0	1:40.129		10	35.221	95.2	48.365	81.4	24.902	117.9	1:48.488	

7	Richard Trott (A)								Chevron B43								
lap	Sect-1	Speed	Sect-2	Speed	Sect-3	Speed	Laptime	Pit	lap	Sect-1	Speed	Sect-2	Speed	Sect-3	Speed	Laptime	Pit
1		97.2	43.094	90.7	31.598	46.2	1:54.473		5	30.238	102.5	42.297	88.7	23.270	119.6	1:35.805	
2	55.000	40.8	1:21.565	47.4	42.949	55.0	2:59.514		6	30.481	102.0	42.817	96.3	22.998	119.4	1:36.296	
3	56.203	40.7	1:20.931	47.2	43.423	52.5	3:00.557		7	32.034	70.1	1:10.502	53.6	In		3:29.739	P
4	57.822	32.1	1:12.767	52.7	33.409	116.3	2:43.998		8								

8	David Thorburn (A)								Ralt RT3								
lap	Sect-1	Speed	Sect-2	Speed	Sect-3	Speed	Laptime	Pit	lap	Sect-1	Speed	Sect-2	Speed	Sect-3	Speed	Laptime	Pit
1		99.8	44.628	88.3	33.251	46.8	1:58.646		6	30.306	100.9	43.805	87.2	23.312	118.5	1:37.423	
2	53.843	46.1	1:21.740	50.7	43.379	49.9	2:58.962		7	29.991	101.9	43.585	86.9	23.149	118.1	1:36.725	
3	56.317	41.3	1:20.678	51.2	43.966	54.9	3:00.961		8	30.312	102.5	43.171	91.0	23.143	117.9	1:36.626	
4	56.786	33.3	1:12.282	53.6	32.781	116.7	2:41.849		9	30.053	102.0	43.276	94.0	23.652	117.7	1:36.981	
5	30.857	101.9	43.404	88.8	24.155	117.1	1:38.416		10								

9	Ian Jacobs (C3A)								Ralt RT3								
lap	Sect-1	Speed	Sect-2	Speed	Sect-3	Speed	Laptime	Pit	lap	Sect-1	Speed	Sect-2	Speed	Sect-3	Speed	Laptime	Pit
1		102.0	43.181	91.7	31.909	47.3	1:53.420		6	30.621	99.9	42.432	92.1	22.916	121.3	1:35.969	
2	54.345	47.2	1:21.758	53.0	43.155	51.3	2:59.258		7	29.805	103.6	41.998	94.4	22.711	121.8	1:34.514	
3	55.832	44.6	1:20.631	53.8	43.633	50.4	3:00.096		8	29.575	102.0	41.754	94.1	22.598	121.3	1:33.927	
4	57.725	41.6	1:13.321	53.1	32.852	118.7	2:43.898		9	29.664	101.3	41.773	94.8	22.591	121.1	1:34.028	
5	30.494	103.4	43.320	88.9	22.980	120.2	1:36.794		10	29.533	102.6	41.468	89.9	22.515	120.4	1:33.516	

11	Simon Jackson (C3A)								Chevron B43								
lap	Sect-1	Speed	Sect-2	Speed	Sect-3	Speed	Laptime	Pit	lap	Sect-1	Speed	Sect-2	Speed	Sect-3	Speed	Laptime	Pit
1		100.5	43.066	93.6	31.721	47.2	1:55.122		6	30.365	104.6	43.039	88.7	22.849	122.9	1:36.253	
2	55.032	41.4	1:21.633	49.7	42.808	56.6	2:59.473		7	29.740	104.4	41.725	98.5	22.436	122.4	1:33.901	
3	56.264	42.6	1:20.987	51.6	43.765	49.5	3:01.016		8	29.289	104.6	42.258	97.4	22.350	123.3	1:33.897	
4	57.275	33.8	1:12.956	52.5	32.947	117.9	2:43.178		9	30.376	104.2	41.652	95.9	22.413	123.1	1:34.441	
5	30.240	103.9	42.603	93.2	22.887	121.3	1:35.730		10	29.074	105.9	41.362	95.9	22.273	121.8	1:32.709	

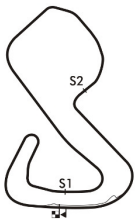

Session Start: 17:07:21 - Finish: 17:27:25
Weather/Track Conditions: Sunny / Dry
Circuit: Brands Hatch Grand Prix Circuit
Track Length: 3.916 Km - 2.4330 miles
Printed: 30-06-2018 - 17:30

Legends of Brands Hatch Superprix - 30 Jun - 1 Jul 2018

HSCC Classic Formula 3

Race 7 - Sector Analysis

15	Carlos Antunes Tavares (C3A)								Chevron B47							
lap	Sect-1	Speed	Sect-2	Speed	Sect-3	Speed	Laptime	Pit	lap	Sect-1	Speed	Sect-2	Speed	Sect-3	Speed	Laptime	Pit
1		90.9	46.115	87.6	35.309	60.7	2:08.096		6	31.961	98.7	45.171	86.2	24.412	115.9	1:41.544	
2	52.303	44.5	1:22.029	61.9	43.215	60.6	2:57.547		7	31.593	99.0	45.379	87.6	24.583	115.7	1:41.555	
3	58.279	52.0	1:19.637	60.5	44.138	50.3	3:02.054		8	32.048	99.6	45.277	83.2	24.377	115.5	1:41.702	
4	55.375	47.3	1:13.184	72.4	32.803	112.4	2:41.362		9	31.346	100.0	44.742	81.8	24.132	115.3	1:40.220	
5	32.955	99.9	47.377	85.4	25.229	115.1	1:45.561		10	36.253	78.5	46.868	83.9	24.935	116.7	1:48.056	

17	Keith White (A)								Ralt RT1							
lap	Sect-1	Speed	Sect-2	Speed	Sect-3	Speed	Laptime	Pit	lap	Sect-1	Speed	Sect-2	Speed	Sect-3	Speed	Laptime	Pit
1		97.6	42.725	94.7	31.861	47.9	1:54.049		6	30.308	101.3	42.459	94.8	22.946	119.0	1:35.713	
2	54.622	45.5	1:21.459	49.3	42.992	52.4	2:59.073		7	29.856	103.6	41.980	96.8	22.722	120.0	1:34.558	
3	56.088	46.1	1:20.733	49.8	43.928	45.8	3:00.749		8	29.465	102.8	41.789	95.6	22.727	119.6	1:33.981	
4	57.342	38.7	1:13.160	49.5	32.993	115.3	2:43.495		9	30.353	103.1	41.591	95.1	22.615	119.6	1:34.559	
5	30.599	102.6	42.729	88.4	23.461	117.3	1:36.789		10	29.692	104.9	41.290	99.8	22.670	117.9	1:33.652	

19	Lee Cunningham (A)								Dallara 381/382							
lap	Sect-1	Speed	Sect-2	Speed	Sect-3	Speed	Laptime	Pit	lap	Sect-1	Speed	Sect-2	Speed	Sect-3	Speed	Laptime	Pit
1		98.2	43.985	88.6	32.001	47.2	1:56.358		6	30.436	100.2	43.206	93.4	23.225	118.1	1:36.867	
2	55.009	38.8	1:21.588	45.5	42.946	55.8	2:59.543		7	30.565	100.0	43.329	90.5	23.718	116.3	1:37.612	
3	56.403	41.1	1:20.573	48.4	43.897	52.2	3:00.873		8	30.616	100.5	42.888	93.0	23.225	117.1	1:36.729	
4	57.280	33.2	1:12.489	51.4	33.124	114.3	2:42.893		9	30.502	100.3	42.911	92.0	23.265	117.1	1:36.678	
5	30.809	100.8	42.754	93.9	23.399	116.5	1:36.962		10	30.102	100.6	43.103	91.6	23.247	114.9	1:36.452	

25	Bernard Honnorat (C3A)								Ralt RT3							
lap	Sect-1	Speed	Sect-2	Speed	Sect-3	Speed	Laptime	Pit	lap	Sect-1	Speed	Sect-2	Speed	Sect-3	Speed	Laptime	Pit
1		98.7	44.389	92.3	33.852	44.3	2:00.096		6	30.932	98.4	44.341	84.9	23.831	117.9	1:39.104	
2	54.777	40.1	1:21.051	55.8	43.282	54.8	2:59.110		7	30.784	99.5	44.111	85.0	24.143	117.3	1:39.038	
3	56.684	39.3	1:19.892	59.5	44.916	52.4	3:01.492		8	31.426	98.4	44.381	91.6	23.668	116.9	1:39.475	
4	56.402	31.8	1:11.628	61.7	32.484	116.5	2:40.514		9	31.394	98.9	43.532	93.2	23.632	116.9	1:38.558	
5	31.101	98.3	43.354	93.5	23.853	116.3	1:38.308		10	34.884	83.1	47.271	90.5	24.128	116.1	1:46.283	

29	Jonathan Price (A)								March 783							
lap	Sect-1	Speed	Sect-2	Speed	Sect-3	Speed	Laptime	Pit	lap	Sect-1	Speed	Sect-2	Speed	Sect-3	Speed	Laptime	Pit
1		92.4	46.758	85.5	36.294	53.2	2:09.546		6	30.997	99.2	44.659	84.4	23.926	116.7	1:39.582	
2	52.992	57.2	1:20.760	60.5	42.906	57.1	2:56.658		7	31.008	101.4	44.213	86.3	23.635	117.7	1:38.856	
3	59.373	52.2	1:19.199	54.7	43.826	51.6	3:02.398		8	31.022	101.3	44.182	85.7	23.637	117.5	1:38.841	
4	55.554	51.3	1:12.998	67.8	32.431	112.6	2:40.983		9	30.742	100.6	44.001	89.8	23.443	117.9	1:38.186	
5	32.771	99.3	46.836	87.9	24.284	116.1	1:43.891		10	34.605	88.8	48.490	73.4	24.998	112.8	1:48.093	

30	Paul Dibden (A)								Argo TM6							
lap	Sect-1	Speed	Sect-2	Speed	Sect-3	Speed	Laptime	Pit	lap	Sect-1	Speed	Sect-2	Speed	Sect-3	Speed	Laptime	Pit
1		100.9	44.715	92.5	33.222	47.5	1:59.212		6	30.412	102.6	42.603	90.1	22.874	120.9	1:35.889	
2	54.484	41.7	1:21.253	52.3	43.260	53.9	2:58.997		7	29.999	103.3	42.809	92.1	23.207	119.4	1:36.015	
3	56.701	40.4	1:20.501	53.2	44.406	53.0	3:01.608		8	29.880	103.6	42.170	92.1	22.764	119.8	1:34.814	
4	56.221	35.8	1:12.417	57.3	32.321	117.9	2:40.959		9	30.446	100.9	42.016	95.7	22.730	120.2	1:35.192	
5	30.934	103.3	43.224	87.0	24.041	119.2	1:38.199		10	29.790	104.4	41.905	97.1	22.612	120.2	1:34.307	

31	Stephen Pegram (A)								Ralt RT1							
lap	Sect-1	Speed	Sect-2	Speed	Sect-3	Speed	Laptime	Pit	lap	Sect-1	Speed	Sect-2	Speed	Sect-3	Speed	Laptime	Pit
1		93.5	45.648	86.7	34.529	52.3	2:04.082		6	30.777	97.2	44.351	91.0	23.266	116.9	1:38.394	
2	54.232	40.9	1:21.965	51.7	43.252	52.2	2:59.449		7	31.187	95.2	44.221	91.1	23.001	116.5	1:38.409	
3	57.683	50.8	1:19.795	63.9	44.454	48.4	3:01.932		8	30.399	100.5	43.202	95.2	23.200	116.5	1:36.801	
4	55.439	39.0	1:12.588	79.3	31.905	113.2	2:39.932		9	31.062	99.0	43.677	94.9	23.221	117.9	1:37.960	
5	31.454	94.2	44.230	93.0	23.230	114.1	1:38.914		10	35.809	88.6	48.485	80.7	24.565	114.5	1:48.859	

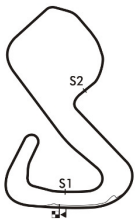

Session Start: 17:07:21 - Finish: 17:27:25
Weather/Track Conditions: Sunny / Dry
Circuit: Brands Hatch Grand Prix Circuit
Track Length: 3.916 Km - 2.4330 miles
Printed: 30-06-2018 - 17:30

Legends of Brands Hatch Superprix - 30 Jun - 1 Jul 2018

HSCC Classic Formula 3

Race 7 - Sector Analysis

38	Hugh Price (A)								Chevron B38							
lap	Sect-1	Speed	Sect-2	Speed	Sect-3	Speed	Laptime	Pit	lap	Sect-1	Speed	Sect-2	Speed	Sect-3	Speed	Laptime	Pit
1		96.6	44.780	89.8	34.115	40.9	2:01.114		6	30.508	99.6	43.944	82.2	23.659	119.0	1:38.111	
2	54.687	40.2	1:21.146	51.7	43.594	54.1	2:59.427		7	31.154	98.7	44.191	82.6	23.797	117.3	1:39.142	
3	56.305	41.8	1:19.986	60.7	44.655	55.5	3:00.946		8	31.196	99.0	43.401	91.1	23.234	118.1	1:37.831	
4	56.192	35.4	1:12.166	65.7	32.626	114.7	2:40.984		9	30.415	99.3	43.680	89.4	23.124	118.7	1:37.219	
5	31.186	99.0	43.428	88.5	23.580	117.7	1:38.194		10	33.430	89.8	45.425	85.5	23.893	114.3	1:42.748	

47	Louis Hanjoul (A)								Argo JM1							
lap	Sect-1	Speed	Sect-2	Speed	Sect-3	Speed	Laptime	Pit	lap	Sect-1	Speed	Sect-2	Speed	Sect-3	Speed	Laptime	Pit
1		91.0	46.210	88.5	36.776	46.5	2:10.329		6	31.409	99.9	44.770	88.3	23.852	118.7	1:40.031	
2	52.855	55.3	1:20.920	65.6	42.893	53.3	2:56.668		7	31.236	100.2	44.228	89.8	24.002	119.2	1:39.466	
3	59.286	54.4	1:19.630	57.9	43.745	45.6	3:02.661		8	31.235	99.6	44.866	88.5	24.181	118.7	1:40.282	
4	55.900	51.5	1:12.633	63.7	32.737	114.1	2:41.270		9	31.195	98.9	45.002	91.0	24.532	116.3	1:40.729	
5	32.335	99.2	46.365	82.5	24.359	117.5	1:43.059		10	32.859	96.6	46.261	73.3	24.974	116.5	1:44.094	

50	Andy Langridge (A)								March 803							
lap	Sect-1	Speed	Sect-2	Speed	Sect-3	Speed	Laptime	Pit	lap	Sect-1	Speed	Sect-2	Speed	Sect-3	Speed	Laptime	Pit
1		83.5	46.506	85.7	37.329	52.8	2:12.394		6	32.540	99.8	45.278	86.0	23.952	119.2	1:41.770	
2	53.769	54.3	1:20.378	57.7	42.778	60.0	2:56.925		7	31.347	100.0	45.599	84.4	24.354	119.0	1:41.300	
3	1:00.352	46.6	1:18.789	51.1	43.391	48.6	3:02.532		8	30.970	99.3	43.717	86.5	23.411	118.7	1:38.098	
4	55.746	50.9	1:12.656	60.7	33.101	114.1	2:41.503		9	30.907	100.2	44.046	91.7	23.553	118.5	1:38.506	
5	32.369	97.0	45.370	81.6	23.953	118.1	1:41.692		10	32.062	94.4	46.314	73.1	24.799	117.5	1:43.175	

51	Tom Bradshaw (A)								Argo JM6							
lap	Sect-1	Speed	Sect-2	Speed	Sect-3	Speed	Laptime	Pit	lap	Sect-1	Speed	Sect-2	Speed	Sect-3	Speed	Laptime	Pit

55	Jon Finch (A)								Ralt RT1							
lap	Sect-1	Speed	Sect-2	Speed	Sect-3	Speed	Laptime	Pit	lap	Sect-1	Speed	Sect-2	Speed	Sect-3	Speed	Laptime	Pit
1		96.2	45.002	87.6	34.393	52.6	2:03.648		6	30.962	98.4	44.026	85.7	23.448	120.2	1:38.436	
2	53.988	41.5	1:21.835	50.8	43.249	52.2	2:59.072		7	30.698	100.9	43.878	86.3	23.505	119.6	1:38.081	
3	57.496	53.7	1:19.512	61.3	45.024	48.9	3:02.032		8	30.764	98.7	42.938	90.5	23.345	120.7	1:37.047	
4	55.542	38.9	1:12.273	73.4	32.042	117.3	2:39.857		9	30.873	100.5	43.091	91.1	23.171	120.0	1:37.135	
5	31.949	97.7	43.709	87.5	23.484	119.0	1:39.142		10	36.417	82.0	47.886	90.1	23.970	118.7	1:48.273	

58	Pat Gormley (A)								Safir RJF3							
lap	Sect-1	Speed	Sect-2	Speed	Sect-3	Speed	Laptime	Pit	lap	Sect-1	Speed	Sect-2	Speed	Sect-3	Speed	Laptime	Pit
1		99.8	43.120	96.4	31.786	47.4	1:55.710		6	30.268	103.9	43.053	97.9	23.351	119.6	1:36.672	
2	55.058	38.9	1:21.651	49.5	42.855	54.7	2:59.564		7	30.118	102.3	42.377	94.1	22.732	120.4	1:35.227	
3	56.087	42.4	1:20.961	50.0	43.739	49.7	3:00.787		8	29.929	103.4	42.698	90.4	23.106	120.4	1:35.733	
4	57.310	34.2	1:12.697	51.6	33.237	116.5	2:43.244		9	30.531	103.0	42.475	91.8	22.999	120.9	1:36.005	
5	30.463	103.1	42.534	98.9	22.955	120.0	1:35.952		10	29.535	104.7	42.229	91.6	23.200	118.3	1:34.964	

59	Frederic Rouvier (C3A)								Martini Mk31							
lap	Sect-1	Speed	Sect-2	Speed	Sect-3	Speed	Laptime	Pit	lap	Sect-1	Speed	Sect-2	Speed	Sect-3	Speed	Laptime	Pit
1		98.3	42.462	90.5	36.478	60.0	2:13.435		6	29.545	103.4	42.268	94.5	22.383	121.5	1:34.196	
2	53.376	49.8	1:20.375	63.3	42.833	65.7	2:56.584		7	29.928	103.4	42.229	94.5	22.329	121.5	1:34.486	
3	1:00.457	42.9	1:18.633	51.2	43.538	46.1	3:02.628		8	30.082	103.3	42.093	95.1	22.402	120.4	1:34.577	
4	55.610	48.0	1:12.496	61.1	32.681	115.9	2:40.787		9	29.019	104.9	41.500	97.7	22.610	119.8	1:33.129	
5	30.471	102.5	43.350	96.7	22.466	119.4	1:36.287		10	29.248	105.2	41.403	96.8	22.328	120.0	1:32.979	

62	Graham Kiddy (A)								Argo JM3							
lap	Sect-1	Speed	Sect-2	Speed	Sect-3	Speed	Laptime	Pit	lap	Sect-1	Speed	Sect-2	Speed	Sect-3	Speed	Laptime	Pit
1		93.3	44.537	93.6	34.908	53.1	2:05.486		6	30.487	101.4	44.260	90.1	23.229	120.9	1:37.976	
2	53.560	42.3	1:21.946	49.0	43.199	50.8	2:58.705		7	31.104	101.1	45.114	89.7	23.117	122.2	1:39.335	
3	58.363	49.8	1:19.598	58.1	44.284	49.4	3:02.245		8	30.926	103.0	43.240	94.9	23.300	121.1	1:37.466	
4	55.465	44.6	1:12.793	74.2	32.042	116.3	2:40.300		9	30.276	98.6	44.238	93.7	22.859	122.2	1:37.373	
5	31.583	99.5	43.787	91.0	23.217	120.0	1:38.587		10							

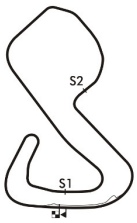

Session Start: 17:07:21 - Finish: 17:27:25
Weather/Track Conditions: Sunny / Dry
Circuit: Brands Hatch Grand Prix Circuit
Track Length: 3.916 Km - 2.4330 miles
Printed: 30-06-2018 - 17:30

Legends of Brands Hatch Superprix - 30 Jun - 1 Jul 2018

HSCC Classic Formula 3

Race 7 - Sector Analysis

63	Matthew Sturmer (A)								Ralt RT3							
lap	Sect-1	Speed	Sect-2	Speed	Sect-3	Speed	Laptime	Pit	lap	Sect-1	Speed	Sect-2	Speed	Sect-3	Speed	Laptime	Pit
1		94.6	45.023	92.2	33.892	47.2	2:02.235		6	31.227	96.7	44.121	89.7	23.695	114.5	1:39.043	
2	54.668	36.2	1:21.589	48.2	43.055	58.4	2:59.312		7	31.515	97.9	45.347	91.2	23.542	115.1	1:40.404	
3	57.617	45.3	1:19.347	54.5	44.724	54.0	3:01.688		8	35.641	94.6	45.440	87.6	23.991	113.2	1:45.072	
4	55.862	35.4	1:12.342	74.4	31.995	112.0	2:40.199		9	31.297	97.2	44.320	90.9	23.429	115.5	1:39.046	
5	31.618	97.0	44.182	91.3	23.746	112.8	1:39.546		10	58.048	70.0	49.654	84.0	25.875	110.6	2:13.577	

78	Andrew Smith (A)								March 783							
lap	Sect-1	Speed	Sect-2	Speed	Sect-3	Speed	Laptime	Pit	lap	Sect-1	Speed	Sect-2	Speed	Sect-3	Speed	Laptime	Pit

80	Valerio Leone (C3A)								March 743							
lap	Sect-1	Speed	Sect-2	Speed	Sect-3	Speed	Laptime	Pit	lap	Sect-1	Speed	Sect-2	Speed	Sect-3	Speed	Laptime	Pit

81	Davide Leone (C3A)								March 783							
lap	Sect-1	Speed	Sect-2	Speed	Sect-3	Speed	Laptime	Pit	lap	Sect-1	Speed	Sect-2	Speed	Sect-3	Speed	Laptime	Pit
1		58.9	1:02.924	64.6	In		12:55.995	P	4	30.610	100.6	43.966	88.4	23.021	118.1	1:37.597	
2	Out	83.1	45.878	82.0	23.189	118.1	1:47.805	P	5	30.428	102.2	43.944	87.2	23.236	118.5	1:37.608	
3	30.595	102.2	44.356	89.7	23.230	114.5	1:38.181		6	32.497	89.5	45.248	78.3	24.870	114.3	1:42.615	

82	Paul Smith (A)								Ralt RT3							
lap	Sect-1	Speed	Sect-2	Speed	Sect-3	Speed	Laptime	Pit	lap	Sect-1	Speed	Sect-2	Speed	Sect-3	Speed	Laptime	Pit
1		102.2	43.465	92.8	33.367	48.3	1:58.236		6	30.137	96.9	42.528	93.1	22.498	122.6	1:35.163	
2	53.604	44.1	1:21.522	46.5	43.597	47.7	2:58.723		7	30.220	102.0	42.305	89.4	22.822	121.3	1:35.347	
3	56.275	43.1	1:20.288	53.2	44.477	53.7	3:01.040		8	29.773	103.9	42.730	80.5	22.938	123.3	1:35.441	
4	56.660	35.7	1:12.306	53.2	32.786	117.7	2:41.752		9	30.842	102.5	42.210	89.4	22.975	122.9	1:36.027	
5	30.947	97.9	43.039	89.4	23.371	120.0	1:37.357		10	29.732	104.2	42.319	89.1	22.892	120.7	1:34.943	

93	Rudolf Ernst (A)								Ralt RT1							
lap	Sect-1	Speed	Sect-2	Speed	Sect-3	Speed	Laptime	Pit	lap	Sect-1	Speed	Sect-2	Speed	Sect-3	Speed	Laptime	Pit
1		86.9	46.861	87.7	36.414	50.5	2:11.122		6	32.363	98.6	45.406	83.8	23.983	119.0	1:41.752	
2	53.462	55.7	1:20.999	57.0	42.539	60.4	2:57.000		7	32.253	96.6	46.188	68.7	24.781	119.0	1:43.222	
3	59.522	52.8	1:19.686	55.8	43.398	49.9	3:02.606		8	31.414	99.9	44.537	84.7	24.178	117.9	1:40.129	
4	55.964	47.5	1:12.428	63.5	32.768	115.1	2:41.160		9	31.611	100.0	44.619	81.6	23.896	120.0	1:40.126	
5	32.627	98.4	45.697	74.7	24.505	118.1	1:42.829		10	35.926	82.8	46.587	82.0	24.871	118.5	1:47.384	

193	Angela Grasso (C3A)								Ralt RT1							
lap	Sect-1	Speed	Sect-2	Speed	Sect-3	Speed	Laptime	Pit	lap	Sect-1	Speed	Sect-2	Speed	Sect-3	Speed	Laptime	Pit
1		81.2	55.583	67.8	27.617	101.1	2:21.301		6	37.256	83.2	55.595	70.8	27.379	99.5	2:00.230	
2	47.294	65.3	1:20.352	54.2	42.831	63.6	2:50.477		7	37.648	92.1	52.303	71.3	26.953	104.7	1:56.904	
3	1:01.288	65.6	1:18.145	56.6	43.459	46.2	3:02.892		8	45.783	77.6	1:02.093	70.4	27.768	85.4	2:15.644	
4				61.8	33.268	105.0	2:42.206		9	49.680	51.8	1:01.833	65.4	30.274	89.2	2:21.787	
5	37.468	85.0	53.067	69.7	27.075	106.0	1:57.610		10							

214	Christian Olsen (A)								Martini Mk39							
lap	Sect-1	Speed	Sect-2	Speed	Sect-3	Speed	Laptime	Pit	lap	Sect-1	Speed	Sect-2	Speed	Sect-3	Speed	Laptime	Pit

217	Tom Olsen (A)								Martini Mk39							
lap	Sect-1	Speed	Sect-2	Speed	Sect-3	Speed	Laptime	Pit	lap	Sect-1	Speed	Sect-2	Speed	Sect-3	Speed	Laptime	Pit

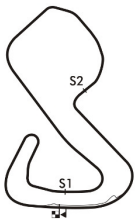

Session Start: 17:07:21 - Finish: 17:27:25
Weather/Track Conditions: Sunny / Dry
Circuit: Brands Hatch Grand Prix Circuit
Track Length: 3.916 Km - 2.4330 miles
Printed: 30-06-2018 - 17:30

Legends of Brands Hatch Superprix - 30 Jun - 1 Jul 2018

HSCC Classic Formula 3

Race 7 - Best Sector Times

	SECTOR 1			SECTOR 2			SECTOR 3		
	NO	TIME	LAP	NO	TIME	LAP	NO	TIME	LAP
1	59	29.019	9	17	41.290	10	11	22.273	10
2	11	29.074	10	11	41.362	10	59	22.328	10
3	3	29.461	8	59	41.403	10	82	22.498	6
4	17	29.465	8	9	41.468	10	9	22.515	10
5	9	29.533	10	3	41.555	10	3	22.565	10
6	58	29.535	10	30	41.905	10	30	22.612	10
7	82	29.732	10	82	42.210	9	17	22.615	9
8	30	29.790	10	58	42.229	10	58	22.732	7
9	8	29.991	7	7	42.297	5	62	22.859	9
10	19	30.102	10	19	42.754	5	4	22.937	9
11	4	30.184	9	4	42.782	8	7	22.998	6
12	7	30.238	5	55	42.938	8	31	23.001	7
13	62	30.276	9	8	43.171	8	81	23.021	4
14	31	30.399	8	31	43.202	8	38	23.124	9
15	38	30.415	9	62	43.240	8	8	23.143	8
16	81	30.428	5	25	43.354	5	55	23.171	9
17	55	30.698	7	38	43.401	8	19	23.225	6
18	29	30.742	9	50	43.717	8	5	23.319	5
19	25	30.784	7	81	43.944	5	50	23.411	8
20	5	30.824	6	29	44.001	9	63	23.429	9
21	50	30.907	9	63	44.121	6	29	23.443	9
22	47	31.195	9	47	44.228	7	25	23.632	9
23	63	31.227	6	93	44.537	8	47	23.852	6
24	15	31.346	9	15	44.742	9	93	23.896	9
25	93	31.414	8	5	44.912	9	15	24.132	9
26	193	37.256	6	193	52.303	7	193	26.953	7
27	214			214			80		
28	51			51			217		
29	78			78			78		
30	80			80			214		
31	217			217			51		

IDEAL / BEST LAP COMPARISON

NO	NAME	BEST	IN	IDEAL	DIFF
11	Simon Jackson	1:32.709	10	1:32.709	+0.000
59	Frederic Rouvier	1:32.979	10	1:32.750	+0.229
9	Ian Jacobs	1:33.516	10	1:33.516	+0.000
3	David Shaw	1:33.585	10	1:33.581	+0.004
17	Keith White	1:33.652	10	1:33.370	+0.282
30	Paul Dibden	1:34.307	10	1:34.307	+0.000
82	Paul Smith	1:34.943	10	1:34.440	+0.503
58	Pat Gormley	1:34.964	10	1:34.496	+0.468
4	Jean-Pierre Eynard-	1:36.032	9	1:35.903	+0.129
19	Lee Cunningham	1:36.452	10	1:36.081	+0.371
31	Stephen Pegram	1:36.801	8	1:36.602	+0.199
55	Jon Finch	1:37.047	8	1:36.807	+0.240
38	Hugh Price	1:37.219	9	1:36.940	+0.279
50	Andy Langridge	1:38.098	8	1:38.035	+0.063
29	Jonathan Price	1:38.186	9	1:38.186	+0.000
25	Bernard Honnorat	1:38.308	5	1:37.770	+0.538
63	Matthew Sturmer	1:39.043	6	1:38.777	+0.266
5	Gianluigi Candiani	1:39.173	9	1:39.055	+0.118
47	Louis Hanjoul	1:39.466	7	1:39.275	+0.191
93	Rudolf Ernst	1:40.126	9	1:39.847	+0.279
15	Carlos Antunes Tav	1:40.220	9	1:40.220	+0.000
193	Angela Grasso	1:56.904	7	1:56.512	+0.392
7	Richard Trott	1:35.805	5	1:35.533	+0.272
8	David Thorburn	1:36.626	8	1:36.305	+0.321
62	Graham Kiddy	1:37.373	9	1:36.375	+0.998
81	Davide Leone	1:37.597	4	1:37.393	+0.204
51	Tom Bradshaw				+
78	Andrew Smith				+
214	Christian Olsen			4:37.413	3:17.362
80	Valerio Leone				+
217	Tom Olsen				+

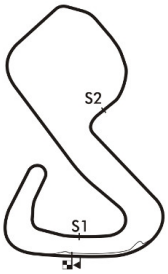

Session Start: 17:07:21 - Finish: 17:27:25
Weather/Track Conditions: Sunny / Dry
Circuit: Brands Hatch Grand Prix Circuit
Track Length: 3.916 Km - 2.4330 miles

Printed: 30-06-2018 - 17:30

Legends of Brands Hatch Superprix - 30 Jun - 1 Jul 2018

HSCC Classic Formula 3

Race 7 - Best Sector Speeds

	NO	SECTOR 1	MPH	NO	SECTOR 2	MPH	NO	SECTOR 3	MPH
1	11	Simon Jackson	105.9	17	Keith White	99.8	11	Simon Jackson	123.3
2	59	Frederic Rouvier	105.2	58	Pat Gormley	98.9	82	Paul Smith	123.3
3	17	Keith White	104.9	11	Simon Jackson	98.5	62	Graham Kiddy	122.2
4	58	Pat Gormley	104.7	59	Frederic Rouvier	97.7	9	Ian Jacobs	121.8
5	3	David Shaw	104.6	30	Paul Dibden	97.1	59	Frederic Rouvier	121.5
6	30	Paul Dibden	104.4	3	David Shaw	97.0	3	David Shaw	121.1
7	82	Paul Smith	104.2	7	Richard Trott	96.3	4	Jean-Pierre Eynard-Machet	120.9
8	9	Ian Jacobs	103.6	31	Stephen Pegram	95.2	30	Paul Dibden	120.9
9	62	Graham Kiddy	103.0	62	Graham Kiddy	94.9	58	Pat Gormley	120.9
10	7	Richard Trott	102.5	9	Ian Jacobs	94.8	55	Jon Finch	120.7
11	8	David Thorburn	102.5	5	Gianluigi Candiani	94.3	5	Gianluigi Candiani	120.0
12	4	Jean-Pierre Eynard-Machet	102.2	8	David Thorburn	94.0	17	Keith White	120.0
13	81	Davide Leone	102.2	19	Lee Cunningham	93.9	93	Rudolf Ernst	120.0
14	29	Jonathan Price	101.4	25	Bernard Honnorat	93.5	7	Richard Trott	119.6
15	5	Gianluigi Candiani	101.1	82	Paul Smith	93.1	47	Louis Hanjoul	119.2
16	55	Jon Finch	100.9	63	Matthew Sturmer	92.2	50	Andy Langridge	119.2
17	19	Lee Cunningham	100.8	50	Andy Langridge	91.7	38	Hugh Price	119.0
18	31	Stephen Pegram	100.5	38	Hugh Price	91.1	8	David Thorburn	118.5
19	47	Louis Hanjoul	100.2	55	Jon Finch	91.1	81	Davide Leone	118.5
20	50	Andy Langridge	100.2	47	Louis Hanjoul	91.0	19	Lee Cunningham	118.1
21	15	Carlos Antunes Tavares	100.0	4	Jean-Pierre Eynard-Machet	90.0	25	Bernard Honnorat	117.9
22	93	Rudolf Ernst	100.0	29	Jonathan Price	89.8	29	Jonathan Price	117.9
23	38	Hugh Price	99.6	81	Davide Leone	89.7	31	Stephen Pegram	117.9
24	25	Bernard Honnorat	99.5	93	Rudolf Ernst	87.7	15	Carlos Antunes Tavares	116.7
25	63	Matthew Sturmer	97.9	15	Carlos Antunes Tavares	87.6	63	Matthew Sturmer	115.5
26	193	Angela Grasso	92.1	193	Angela Grasso	71.3	193	Angela Grasso	106.0
27	214	Christian Olsen	53.2	214	Christian Olsen	56.4	80	Valerio Leone	71.3
28	51	Tom Bradshaw	0.0	51	Tom Bradshaw	0.0	214	Christian Olsen	42.6
29	78	Andrew Smith	0.0	78	Andrew Smith	0.0	78	Andrew Smith	37.5
30	80	Valerio Leone	0.0	80	Valerio Leone	0.0	217	Tom Olsen	34.7
31	217	Tom Olsen	0.0	217	Tom Olsen	0.0	51	Tom Bradshaw	0.0

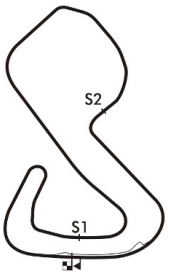

Session Start: 17:07:21 - Finish: 17:27:25
Weather/Track Conditions: Sunny / Dry
Circuit: Brands Hatch Grand Prix Circuit
Track Length: 3.916 Km - 2.4330 miles

Printed: 30-06-2018 - 17:30

Legends of Brands Hatch Superprix - 30 Jun - 1 Jul 2018

HSCC Classic Formula 3

Race 7 - Lap Chart

Lap 1			Lap 2			Lap 3			Lap 4			Lap 5			Lap 6		
NO	Behind	Laptime	NO	Behind	Laptime	NO	Behind	Laptime	NO	Behind	Laptime	NO	Behind	Laptime	NO	Behind	Laptime
3		1:52.649	3		2:59.495	3		2:59.992	3		2:43.880	3		1:37.324	3		1:35.785
9	0.771	1:53.420	9	0.534	2:59.258	9	0.638	3:00.096	9	0.656	2:43.898	9	0.126	1:36.794	9	0.310	1:35.969
17	1.400	1:54.049	17	0.978	2:59.073	17	1.735	3:00.749	17	1.350	2:43.495	17	0.815	1:36.789	17	0.743	1:35.713
7	1.824	1:54.473	7	1.843	2:59.514	7	2.408	3:00.557	7	2.526	2:43.998	7	1.007	1:35.805	7	1.518	1:36.296
11	2.473	1:55.122	11	2.451	2:59.473	11	3.475	3:01.016	11	2.773	2:43.178	11	1.179	1:35.730	11	1.647	1:36.253
58	3.061	1:55.710	58	3.130	2:59.564	58	3.925	3:00.787	58	3.289	2:43.244	58	1.917	1:35.952	58	2.804	1:36.672
19	3.709	1:56.358	19	3.757	2:59.543	19	4.638	3:00.873	19	3.651	2:42.893	19	3.289	1:36.962	82	3.146	1:35.163
82	5.587	1:58.236	82	4.815	2:58.723	82	5.863	3:01.040	82	3.735	2:41.752	82	3.768	1:37.357	19	4.371	1:36.867
8	5.997	1:58.646	8	5.464	2:58.962	8	6.433	3:00.961	8	4.402	2:41.849	8	5.494	1:38.416	30	5.739	1:35.889
30	6.563	1:59.212	30	6.065	2:58.997	30	7.681	3:01.608	30	4.760	2:40.959	30	5.635	1:38.199	8	7.132	1:37.423
25	7.447	2:00.096	25	7.062	2:59.110	25	8.562	3:01.492	25	5.196	2:40.514	25	6.180	1:38.308	25	9.499	1:39.104
38	8.465	2:01.114	38	8.397	2:59.427	38	9.351	3:00.946	38	6.455	2:40.984	38	7.325	1:38.194	38	9.651	1:38.111
4	8.855	2:01.504	4	8.918	2:59.558	4	10.298	3:01.372	4	6.584	2:40.166	4	7.747	1:38.487	4	9.904	1:37.942
63	9.586	2:02.235	63	9.403	2:59.312	63	11.099	3:01.688	63	7.418	2:40.199	63	9.640	1:39.546	63	12.898	1:39.043
55	10.999	2:03.648	55	10.576	2:59.072	55	12.616	3:02.032	55	8.593	2:39.857	55	10.411	1:39.142	55	13.062	1:38.436
31	11.433	2:04.082	31	11.387	2:59.449	31	13.327	3:01.932	31	9.379	2:39.932	31	10.969	1:38.914	31	13.578	1:38.394
62	12.837	2:05.486	62	12.047	2:58.705	62	14.300	3:02.245	62	10.720	2:40.300	62	11.983	1:38.587	62	14.174	1:37.976
5	14.457	2:07.106	5	12.786	2:57.824	5	14.934	3:02.140	5	11.496	2:40.442	5	14.301	1:40.129	59	14.792	1:34.196
15	15.447	2:08.096	15	13.499	2:57.547	15	15.561	3:02.054	15	13.043	2:41.362	59	16.381	1:36.287	5	17.933	1:39.417
29	16.897	2:09.546	29	14.060	2:56.658	29	16.466	3:02.398	29	13.569	2:40.983	29	20.136	1:43.891	29	23.933	1:39.582
47	17.680	2:10.329	47	14.853	2:56.668	47	17.522	3:02.661	47	14.912	2:41.270	47	20.647	1:43.059	47	24.893	1:40.031
93	18.473	2:11.122	93	15.978	2:57.000	93	18.592	3:02.606	93	15.872	2:41.160	15	21.280	1:45.561	15	27.039	1:41.544
50	19.745	2:12.394	50	17.175	2:56.925	50	19.715	3:02.532	50	17.338	2:41.503	93	21.377	1:42.829	93	27.344	1:41.752
59	20.786	2:13.435	59	17.875	2:56.584	59	20.511	3:02.628	59	17.418	2:40.787	50	21.706	1:41.692	50	27.691	1:41.770
193	28.652	2:21.301	193	19.634	2:50.477	193	22.534	3:02.892	193	20.860	2:42.206	193	41.146	1:57.610	81	4 LAPS	1:47.805
												81	4 LAPS	12:55.995	193	1:05.591	2:00.230

Session Start: 17:07:21 - Finish: 17:27:25
Weather/Track Conditions: Sunny / Dry
Circuit: Brands Hatch Grand Prix Circuit
Track Length: 3.916 Km - 2.4330 miles
Printed: 30-06-2018 - 17:34

MST
Results: www.mstworld.com. Live Timing: https://livetiming.getraceresults.com/mst. Email: timing@mstworld.com

Legends of Brands Hatch Superprix - 30 Jun - 1 Jul 2018

HSCC Classic Formula 3

Race 7 - Lap Chart

Lap 7			Lap 8			Lap 9			Lap 10		
NO	Behind	Laptime	NO	Behind	Laptime	NO	Behind	Laptime	NO	Behind	Laptime
3		1:34.342	3		1:33.949	3		1:33.880	3		1:33.585
9	0.482	1:34.514	9	0.460	1:33.927	9	0.608	1:34.028	9	0.539	1:33.516
17	0.959	1:34.558	17	0.991	1:33.981	17	1.670	1:34.559	11	0.839	1:32.709
11	1.206	1:33.901	11	1.154	1:33.897	11	1.715	1:34.441	17	1.737	1:33.652
58	3.689	1:35.227	58	5.473	1:35.733	58	7.598	1:36.005	58	8.977	1:34.964
82	4.151	1:35.347	82	5.643	1:35.441	82	7.790	1:36.027	82	9.148	1:34.943
30	7.412	1:36.015	30	8.277	1:34.814	30	9.589	1:35.192	30	10.311	1:34.307
19	7.641	1:37.612	19	10.421	1:36.729	19	13.219	1:36.678	59	14.207	1:32.979
8	9.515	1:36.725	8	12.192	1:36.626	59	14.813	1:33.129	19	16.086	1:36.452
4	13.667	1:38.105	59	15.564	1:34.577	8	15.293	1:36.981	4	22.354	1:37.858
25	14.195	1:39.038	4	15.929	1:36.211	4	18.081	1:36.032	38	30.835	1:42.748
38	14.451	1:39.142	38	18.333	1:37.831	38	21.672	1:37.219	25	37.097	1:46.283
59	14.936	1:34.486	25	19.721	1:39.475	55	23.154	1:37.135	55	37.842	1:48.273
55	16.801	1:38.081	55	19.899	1:37.047	25	24.399	1:38.558	31	39.851	1:48.859
31	17.645	1:38.409	31	20.497	1:36.801	31	24.577	1:37.960	5	51.006	1:48.488
63	18.960	1:40.404	62	22.684	1:37.466	62	26.177	1:37.373	29	52.153	1:48.093
62	19.167	1:39.335	7	1 LAP	3:29.739	63	35.249	1:39.046	50	53.014	1:43.175
5	23.969	1:40.378	63	30.083	1:45.072	193	1 LAP	2:15.644	47	53.708	1:44.094
29	28.447	1:38.856	5	30.810	1:40.790	5	36.103	1:39.173	93	1:02.449	1:47.384
47	30.017	1:39.466	29	33.339	1:38.841	29	37.645	1:38.186	15	1:02.816	1:48.056
15	34.252	1:41.555	47	36.350	1:40.282	47	43.199	1:40.729	81	4 LAPS	1:42.615
50	34.649	1:41.300	50	38.798	1:38.098	50	43.424	1:38.506	63	1:15.241	2:13.577
93	36.224	1:43.222	15	42.005	1:41.702	15	48.345	1:40.220	193	1 LAP	2:21.787
81	4 LAPS	1:38.181	93	42.404	1:40.129	93	48.650	1:40.126			
193	1:28.153	1:56.904	81	4 LAPS	1:37.597	81	4 LAPS	1:37.608			

Session Start: 17:07:21 - Finish: 17:27:25
Weather/Track Conditions: Sunny / Dry
Circuit: Brands Hatch Grand Prix Circuit
Track Length: 3.916 Km - 2.4330 miles
Printed: 30-06-2018 - 17:34

MST
Results: www.mstworld.com. Live Timing: https://livetiming.getraceresults.com/mst. Email: timing@mstworld.com

Legends of Brands Hatch Superprix - 30 Jun - 1 Jul 2018

HSCC Classic Formula 3

Race 14 - Starting Grid - AMENDED

Sheet No:

Start Time : 15:10 - Heat Duration : 20 Minutes

ROW			
15	29	217	Tom Olsen
14	27	214	Christian Olsen
13	25	51	Tom Bradshaw
12	23	7	Richard Trott
11	21	193	Angela Grasso
10	19	15	Carlos Antunes Tavares
9	17	47	Louis Hanjoul
8	15	29	Jonathan Price
7	13	31	Stephen Pegram
6	11	25	Bernard Honnorat
5	9	4	Jean-Pierre Eynard-Machet
4	7	59	Frederic Rouvier
3	5	82	Paul Smith
2	3	17	Keith White
1	1	9	Ian Jacobs
	30	151	David Caussanel
	28	80	Valerio Leone
	26	78	Andrew Smith
	24	81	Davide Leone
	22	62	Graham Kiddy
	20	63	Matthew Sturmer
	18	93	Rudolf Ernst
	16	50	Andy Langridge
	14	5	Gianluigi Candiani
	12	55	Jon Finch
	10	38	Hugh Price
	8	19	Lee Cunningham
	6	30	Paul Dibden
	4	58	Pat Gormley
	2	11	Simon Jackson

Pole Right

Cars 3 8 withdrawn. Car 151 allowed to start from back of the grid.

Circuit: Brands Hatch Grand Prix Circuit
Track Length: 3.916 Km - 2.4330 miles

These results are provisional until the conclusion of any judicial and technical matters.

Clerk of the Course:	Timekeeper:	Issued at:
	Nick Palmer	

MST

Printed : 01-07-2018 - 11:16

Legends of Brands Hatch Superprix - 30 Jun - 1 Jul 2018

HSCC Classic Formula 3

Race 14 - Classification

Sheet No:

POS	NO	DRIVER/S	CLASS	CLASS POS	CAR MAKE / MODEL	TIME	LAPS	GAP	DIFF	MPH	BEST	ON
1	51	Tom Bradshaw	A	1	Argo JM6	20:21.783	13	-- 13 laps		93.19	1:31.908	12
2	11	Simon Jackson	C3A	1	Chevron B43	20:27.587	13	5.804	5.804	92.75	1:32.728	11
3	9	Ian Jacobs	C3A	2	Ralt RT3	20:29.118	13	7.335	1.531	92.63	1:32.889	12
4	59	Frederic Rouvier	C3A	3	Martini Mk31	20:30.636	13	8.853	1.518	92.52	1:33.040	9
5	17	Keith White	A	2	Ralt RT1	20:37.944	13	16.161	7.308	91.98	1:33.623	7
6	82	Paul Smith	A	3	Ralt RT3	20:44.252	13	22.469	6.308	91.51	1:34.111	12
7	58	Pat Gormley	A	4	Safir RJF3	20:47.535	13	25.752	3.283	91.27	1:34.704	11
8	30	Paul Dibden	A	5	Argo TM6	20:48.084	13	26.301	0.549	91.23	1:34.689	5
9	7	Richard Trott	A	6	Chevron B43	20:48.124	13	26.341	0.040	91.22	1:32.903	11
10	4	Jean-Pierre Eynard-Machet	C3A	4	Martini Mk31	20:52.980	13	31.197	4.856	90.87	1:34.490	13
11	81	Davide Leone	C3A	5	March 783	20:53.182	13	31.399	0.202	90.86	1:34.072	8
12	80	Valerio Leone	C3A	6	March 743	20:56.312	13	34.529	3.130	90.63	1:33.440	13
13	151	David Caussanel	C3A	7	Brabham BT41	21:10.549	13	48.766	14.237	89.61	1:35.315	11
14	38	Hugh Price	A	7	Chevron B38	21:15.582	13	53.799	5.033	89.26	1:36.379	13
15	55	Jon Finch	A	8	Ralt RT1	21:22.233	13	1:00.450	6.651	88.80	1:37.366	8
16	25	Bernard Honnorat	C3A	8	Ralt RT3	21:26.297	13	1:04.514	4.064	88.52	1:36.694	10
17	31	Stephen Pegram	A	9	Ralt RT1	21:27.955	13	1:06.172	1.658	88.40	1:36.711	13
18	63	Matthew Sturmer	A	10	Ralt RT3	21:28.807	13	1:07.024	0.852	88.35	1:36.449	9
19	62	Graham Kiddy	A	11	Argo JM3	21:30.237	13	1:08.454	1.430	88.25	1:36.163	10
20	19	Lee Cunningham	A	12	Dallara 381/382	21:30.388	13	1:08.605	0.151	88.23	1:37.129	3
21	29	Jonathan Price	A	13	March 783	21:49.608	13	1:27.825	19.220	86.94	1:37.878	10
22	93	Rudolf Ernst	A	14	Ralt RT1	21:56.387	13	1:34.604	6.779	86.49	1:38.619	13
23	15	Carlos Antunes Tavares	C3A	9	Chevron B47	21:57.742	13	1:35.959	1.355	86.41	1:38.941	10
24	47	Louis Hanjoul	A	15	Argo JM1	21:59.279	13	1:37.496	1.537	86.30	1:39.628	11
25	50	Andy Langridge	A	16	March 803	21:19.811	12	-- 12 laps	1:01.236	82.12	1:41.007	10
26	193	Angela Grasso	C3A	10	Ralt RT1	22:05.969	11	-- 11 laps	2:27.227	72.66	1:54.293	2
		---------- NOT CLASSIFIED ----------										
DNF	78	Andrew Smith	A		March 783	3:30.959	2	-- 2 laps --		83.03	1:37.277	2
DNF	5	Gianluigi Candiani	C3A		March 783							

---------- FASTEST LAP SUMMARY ----------

NO	DRIVER/S	CLASS	CAR MAKE / MODEL	FASTEST LAP	ON	MPH
51	Tom Bradshaw	A	Argo JM6	1:31.908	12	95.30
11	Simon Jackson	C3A	Chevron B43	1:32.728	11	94.46

Cars 214 & 217 - non starters.
Car 193 - transponder working intermittently, please check position.

Session Start: 15:06:08 - Finish: 15:26:30
Weather/Track Conditions: Bright / Dry
Circuit: Brands Hatch Grand Prix Circuit
Track Length: 3.916 Km - 2.4330 miles

These results are provisional until the conclusion of any judicial and technical matters.

Clerk of the Course:	Timekeeper:	Issued at:
	Nick Palmer	

MST

Printed: 01-07-2018 - 15:30

Legends of Brands Hatch Superprix - 30 Jun - 1 Jul 2018

HSCC Classic Formula 3

Race 14 - Sector Analysis

4	Jean-Pierre Eynard-Machet (C3A)								Martini Mk31							
lap	Sect-1	Speed	Sect-2	Speed	Sect-3	Speed	Laptime	Pit	lap	Sect-1	Speed	Sect-2	Speed	Sect-3	Speed	Laptime	Pit
1		94.7	44.257	84.5	23.276	119.4	1:45.581		8	29.985	102.6	42.256	85.1	23.057	119.2	1:35.298	
2	30.510	102.8	42.947	83.6	23.070	117.1	1:36.527		9	30.339	101.7	43.361	82.9	22.710	120.4	1:36.410	
3	30.581	101.3	42.642	86.2	23.065	120.4	1:36.288		10	29.874	102.8	42.888	83.0	23.335	120.9	1:36.097	
4	30.047	103.0	42.407	85.9	23.035	119.8	1:35.489		11	30.240	102.6	42.172	86.2	22.819	121.1	1:35.231	
5	29.823	103.1	42.162	84.8	23.063	120.0	1:35.048		12	30.201	101.1	42.023	86.6	22.638	119.4	1:34.862	
6	30.231	101.9	41.962	87.8	23.045	119.2	1:35.238		13	29.886	103.4	41.982	90.9	22.622	120.7	1:34.490	
7	30.813	103.1	42.526	80.8	23.082	120.0	1:36.421		14								

5	Gianluigi Candiani (C3A)								March 783							
lap	Sect-1	Speed	Sect-2	Speed	Sect-3	Speed	Laptime	Pit	lap	Sect-1	Speed	Sect-2	Speed	Sect-3	Speed	Laptime	Pit

7	Richard Trott (A)								Chevron B43							
lap	Sect-1	Speed	Sect-2	Speed	Sect-3	Speed	Laptime	Pit	lap	Sect-1	Speed	Sect-2	Speed	Sect-3	Speed	Laptime	Pit
1		93.6	45.533	83.2	24.494	115.3	1:53.660		8	29.463	103.3	41.627	88.0	22.480	120.9	1:33.570	
2	31.953	99.0	44.915	94.1	23.157	119.6	1:40.025		9	29.229	103.6	41.585	98.9	22.601	120.4	1:33.415	
3	29.890	103.6	42.855	93.2	22.673	120.9	1:35.418		10	29.251	103.3	42.332	92.2	23.183	117.7	1:34.766	
4	30.151	101.6	41.571	95.7	22.518	121.3	1:34.240		11	29.329	103.1	41.200	95.2	22.374	120.7	1:32.903	
5	29.853	103.0	41.961	98.7	22.907	122.0	1:34.721		12	29.521	103.0	41.530	93.1	22.647	118.3	1:33.698	
6	29.848	103.1	42.001	95.3	22.581	120.0	1:34.430		13	29.401	103.6	41.427	92.0	22.742	120.9	1:33.570	
7	29.618	103.3	41.520	95.1	22.570	120.4	1:33.708		14								

9	Ian Jacobs (C3A)								Ralt RT3							
lap	Sect-1	Speed	Sect-2	Speed	Sect-3	Speed	Laptime	Pit	lap	Sect-1	Speed	Sect-2	Speed	Sect-3	Speed	Laptime	Pit
1		96.5	42.774	90.7	23.016	120.2	1:42.052		8	29.584	104.6	41.534	92.8	22.458	121.3	1:33.576	
2	30.250	102.2	42.253	85.4	22.831	120.9	1:35.334		9	29.427	103.6	41.322	93.9	22.301	122.6	1:33.050	
3	30.070	102.0	42.112	89.8	22.878	121.3	1:35.060		10	29.309	106.0	41.438	95.9	22.425	122.6	1:33.172	
4	29.776	103.6	42.056	90.9	22.801	120.9	1:34.633		11	29.654	103.7	41.254	94.9	22.216	122.6	1:33.124	
5	29.983	101.1	41.957	90.4	22.532	122.2	1:34.472		12	29.286	104.1	41.241	95.1	22.362	122.6	1:32.889	
6	29.811	104.6	42.187	92.0	22.634	121.5	1:34.632		13	29.475	106.0	41.390	95.1	22.609	116.7	1:33.474	
7	29.551	104.1	41.600	94.8	22.499	122.4	1:33.650		14								

11	Simon Jackson (C3A)								Chevron B43							
lap	Sect-1	Speed	Sect-2	Speed	Sect-3	Speed	Laptime	Pit	lap	Sect-1	Speed	Sect-2	Speed	Sect-3	Speed	Laptime	Pit
1		98.2	43.007	92.2	22.713	119.8	1:41.226		8	29.446	104.6	42.083	96.0	22.577	120.0	1:34.106	
2	29.845	102.0	42.609	92.1	22.627	119.4	1:35.081		9	29.180	105.2	41.742	97.9	22.415	121.1	1:33.337	
3	29.644	104.4	42.087	95.1	22.524	120.2	1:34.255		10	29.139	104.2	42.666	97.2	22.303	120.9	1:34.108	
4	29.550	104.4	41.859	94.1	22.530	120.0	1:33.939		11	28.980	104.9	41.443	97.4	22.305	121.5	1:32.728	
5	29.959	103.0	41.605	95.6	22.584	120.2	1:34.148		12	29.146	104.9	41.569	94.9	22.211	120.7	1:32.926	
6	29.832	104.6	41.779	90.0	22.671	120.4	1:34.282		13	29.209	104.4	41.540	93.7	22.270	121.8	1:33.019	
7	29.885	102.5	41.810	91.0	22.737	120.7	1:34.432		14								

15	Carlos Antunes Tavares (C3A)								Chevron B47							
lap	Sect-1	Speed	Sect-2	Speed	Sect-3	Speed	Laptime	Pit	lap	Sect-1	Speed	Sect-2	Speed	Sect-3	Speed	Laptime	Pit
1		97.4	48.149	79.3	25.662	114.1	1:56.861		8	30.960	101.6	45.519	82.3	23.892	117.3	1:40.371	
2	31.937	97.6	45.628	82.9	24.466	115.1	1:42.031		9	31.189	101.1	44.448	87.3	23.597	118.3	1:39.234	
3	31.408	99.3	44.856	84.0	24.915	117.3	1:41.179		10	31.057	101.6	44.104	85.8	23.780	118.5	1:38.941	
4	31.019	100.3	44.610	85.0	24.281	118.5	1:39.910		11	31.465	101.3	44.412	87.8	23.726	117.9	1:39.603	
5	31.627	100.0	45.340	84.8	24.107	117.7	1:41.074		12	31.252	100.3	44.642	86.6	23.801	116.1	1:39.695	
6	31.257	100.6	44.440	87.9	23.992	116.9	1:39.689		13	31.430	100.9	44.005	86.6	23.871	116.5	1:39.306	
7	31.241	100.3	44.644	85.0	23.963	116.9	1:39.848		14								

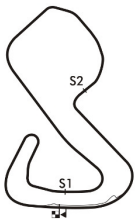

Session Start: 15:06:08 - Finish: 15:26:30
Weather/Track Conditions: Bright / Dry
Circuit: Brands Hatch Grand Prix Circuit
Track Length: 3.916 Km - 2.4330 miles
Printed: 01-07-2018 - 15:29

Legends of Brands Hatch Superprix - 30 Jun - 1 Jul 2018

HSCC Classic Formula 3

Race 14 - Sector Analysis

17	Keith White (A)								Ralt RT1							
lap	Sect-1	Speed	Sect-2	Speed	Sect-3	Speed	Laptime	Pit	lap	Sect-1	Speed	Sect-2	Speed	Sect-3	Speed	Laptime	Pit
1		98.6	43.126	88.6	23.093	117.7	1:42.698		8	29.670	103.4	41.415	95.6	22.826	118.1	1:33.911	
2	30.217	101.7	42.488	88.6	23.067	117.7	1:35.772		9	29.521	104.1	41.963	95.9	22.647	119.4	1:34.131	
3	30.023	102.5	41.919	93.7	23.064	119.2	1:35.006		10	29.495	103.0	42.488	95.6	22.594	119.0	1:34.577	
4	29.924	103.4	41.814	90.3	23.059	118.7	1:34.797		11	29.451	103.1	42.044	93.0	22.887	119.2	1:34.382	
5	30.001	103.3	42.476	92.5	22.880	118.7	1:35.357		12	29.619	102.2	41.883	92.0	22.699	118.3	1:34.201	
6	30.057	103.6	42.019	92.6	22.803	119.2	1:34.879		13	29.768	103.6	41.930	95.3	22.912	118.3	1:34.610	
7	29.469	104.1	41.299	95.9	22.855	119.4	1:33.623		14								

19	Lee Cunningham (A)								Dallara 381/382							
lap	Sect-1	Speed	Sect-2	Speed	Sect-3	Speed	Laptime	Pit	lap	Sect-1	Speed	Sect-2	Speed	Sect-3	Speed	Laptime	Pit
1		96.5	44.218	84.4	23.594	116.3	1:46.169		8	30.862	98.2	44.502	87.7	24.213	110.0	1:39.577	
2	30.752	100.0	43.149	88.3	23.483	116.1	1:37.384		9	30.986	96.1	43.910	86.2	24.009	111.5	1:38.905	
3	30.548	99.2	43.038	89.4	23.543	115.5	1:37.129		10	31.333	93.3	44.364	87.5	24.106	110.4	1:39.803	
4	30.910	98.4	42.842	89.5	24.407	110.2	1:38.159		11	31.053	95.4	44.321	86.6	24.433	110.2	1:39.807	
5	30.963	96.7	43.759	87.0	23.927	114.7	1:38.649		12	30.944	97.2	43.484	88.3	23.724	112.0	1:38.152	
6	31.508	99.2	43.345	86.1	24.552	111.3	1:39.405		13	31.166	98.0	44.174	87.9	24.049	109.5	1:39.389	
7	30.939	96.2	43.198	86.0	23.723	115.1	1:37.860		14								

25	Bernard Honnorat (C3A)								Ralt RT3							
lap	Sect-1	Speed	Sect-2	Speed	Sect-3	Speed	Laptime	Pit	lap	Sect-1	Speed	Sect-2	Speed	Sect-3	Speed	Laptime	Pit
1		97.4	44.643	91.2	24.309	115.3	1:48.853		8	30.058	100.2	43.833	88.4	23.460	118.1	1:37.351	
2	31.188	95.9	44.331	90.5	24.008	114.1	1:39.527		9	30.290	100.8	43.251	90.3	23.371	118.3	1:36.912	
3	31.498	96.6	44.814	88.6	24.203	115.7	1:40.515		10	30.155	100.3	43.255	87.5	23.284	118.5	1:36.694	
4	31.289	97.2	46.013	85.3	23.688	118.1	1:40.990		11	30.431	100.3	43.295	84.1	23.477	117.9	1:37.203	
5	30.505	99.2	43.713	89.5	23.183	118.3	1:37.401		12	30.395	100.6	43.341	86.7	23.230	118.1	1:36.966	
6	31.033	96.6	44.409	86.6	23.650	115.9	1:39.092		13	30.357	100.9	43.132	86.7	23.619	118.5	1:37.108	
7	30.795	98.3	43.457	92.5	23.433	117.5	1:37.685		14								

29	Jonathan Price (A)								March 783							
lap	Sect-1	Speed	Sect-2	Speed	Sect-3	Speed	Laptime	Pit	lap	Sect-1	Speed	Sect-2	Speed	Sect-3	Speed	Laptime	Pit
1		87.9	48.126	69.0	25.884	115.3	1:57.754		8	31.360	101.1	43.955	85.1	23.574	117.5	1:38.889	
2	31.570	99.0	46.010	85.1	23.895	116.5	1:41.475		9	31.085	100.5	44.239	85.4	23.780	116.9	1:39.104	
3	31.921	99.5	44.915	86.8	24.320	117.7	1:41.156		10	30.943	101.6	43.437	87.1	23.498	117.9	1:37.878	
4	31.445	99.8	44.475	83.2	24.150	117.7	1:40.070		11	30.976	98.9	43.728	85.7	23.477	118.1	1:38.181	
5	31.650	100.6	44.175	83.4	24.229	117.7	1:40.054		12	30.810	101.4	43.718	88.4	23.655	116.3	1:38.183	
6	31.211	101.4	44.128	81.7	24.016	116.1	1:39.355		13	31.670	100.9	44.072	85.1	23.865	117.5	1:39.607	
7	30.344	103.1	44.168	87.7	23.390	119.0	1:37.902		14								

30	Paul Dibden (A)								Argo TM6							
lap	Sect-1	Speed	Sect-2	Speed	Sect-3	Speed	Laptime	Pit	lap	Sect-1	Speed	Sect-2	Speed	Sect-3	Speed	Laptime	Pit
1		99.3	43.373	85.8	23.291	119.6	1:44.290		8	29.989	103.0	42.055	93.9	22.768	119.0	1:34.812	
2	30.880	102.2	42.755	88.8	23.255	118.1	1:36.890		9	30.156	103.4	41.958	94.7	22.735	120.0	1:34.849	
3	30.557	102.3	42.991	91.3	22.893	120.0	1:36.441		10	30.141	102.2	42.963	91.5	22.767	119.6	1:35.871	
4	30.162	103.3	42.312	90.9	22.809	119.8	1:35.283		11	30.399	103.0	42.042	92.5	22.684	120.7	1:35.125	
5	29.893	103.7	42.124	93.7	22.672	120.4	1:34.689		12	30.313	103.7	41.975	96.0	22.709	119.0	1:34.997	
6	30.169	101.4	42.109	90.6	22.757	119.6	1:35.035		13	30.366	102.8	41.685	98.2	22.964	118.7	1:35.015	
7	29.940	103.4	42.179	90.9	22.668	120.2	1:34.787		14								

31	Stephen Pegram (A)								Ralt RT1							
lap	Sect-1	Speed	Sect-2	Speed	Sect-3	Speed	Laptime	Pit	lap	Sect-1	Speed	Sect-2	Speed	Sect-3	Speed	Laptime	Pit
1		97.7	44.222	92.0	23.703	116.3	1:47.681		8	30.718	101.3	43.335	91.7	23.236	116.5	1:37.289	
2	31.561	95.5	44.333	93.1	23.838	113.9	1:39.732		9	30.525	98.9	43.723	90.1	22.991	116.7	1:37.239	
3	31.442	97.4	44.921	84.2	24.078	115.9	1:40.441		10	30.356	99.6	43.273	92.6	23.128	116.3	1:36.757	
4	31.844	97.2	44.934	87.3	23.931	115.7	1:40.709		11	30.483	100.3	43.377	89.7	23.201	114.5	1:37.061	
5	31.383	99.9	43.835	93.0	23.043	117.3	1:38.261		12	30.894	98.6	43.811	94.1	23.269	116.1	1:37.974	
6	31.261	96.5	44.287	90.9	23.355	115.3	1:38.903		13	30.482	99.6	43.313	89.4	22.916	116.7	1:36.711	
7	31.001	100.5	44.865	92.3	23.331	116.3	1:39.197		14								

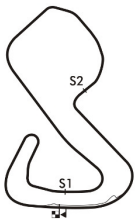

Session Start: 15:06:08 - Finish: 15:26:30
Weather/Track Conditions: Bright / Dry
Circuit: Brands Hatch Grand Prix Circuit
Track Length: 3.916 Km - 2.4330 miles
Printed: 01-07-2018 - 15:29

MST

Legends of Brands Hatch Superprix - 30 Jun - 1 Jul 2018

HSCC Classic Formula 3

Race 14 - Sector Analysis

38	Hugh Price (A)								Chevron B38							
lap	Sect-1	Speed	Sect-2	Speed	Sect-3	Speed	Laptime	Pit	lap	Sect-1	Speed	Sect-2	Speed	Sect-3	Speed	Laptime	Pit
1		97.6	44.285	85.9	23.622	118.1	1:46.598		8	30.902	100.5	43.080	86.6	23.298	116.9	1:37.280	
2	31.862	97.3	43.565	85.1	23.298	117.3	1:38.725		9	31.126	97.2	42.854	88.5	23.271	118.3	1:37.251	
3	30.678	100.0	43.965	88.7	23.385	118.1	1:38.028		10	30.599	99.0	42.955	89.4	23.084	118.5	1:36.638	
4	30.568	99.6	43.832	92.1	23.333	117.7	1:37.733		11	30.488	99.6	42.917	89.5	23.133	118.7	1:36.538	
5	30.567	99.3	43.493	86.9	23.829	118.1	1:37.889		12	30.558	99.5	42.860	89.2	23.245	117.9	1:36.663	
6	30.556	98.7	43.395	85.6	24.000	117.3	1:37.951		13	30.513	100.8	42.720	89.1	23.146	118.1	1:36.379	
7	31.271	98.7	43.352	86.6	23.286	119.2	1:37.909		14								

47	Louis Hanjoul (A)								Argo JM1							
lap	Sect-1	Speed	Sect-2	Speed	Sect-3	Speed	Laptime	Pit	lap	Sect-1	Speed	Sect-2	Speed	Sect-3	Speed	Laptime	Pit
1		95.0	45.070	87.5	23.853	118.3	1:50.367		8	31.517	98.7	45.431	85.8	24.375	118.7	1:41.323	
2	32.868	96.5	45.795	83.7	24.022	118.3	1:42.685		9	31.344	99.8	44.230	86.3	24.083	118.7	1:39.657	
3	31.680	99.6	45.661	84.8	24.188	118.3	1:41.529		10	31.400	99.3	44.387	86.5	23.851	118.3	1:39.638	
4	31.513	98.9	44.878	83.5	24.692	118.1	1:41.083		11	31.417	99.0	44.376	88.6	23.835	119.0	1:39.628	
5	31.765	99.8	45.763	89.3	24.110	118.5	1:41.638		12	31.494	99.8	44.434	88.1	24.845	113.5	1:40.773	
6	31.508	98.2	44.585	87.6	23.964	117.5	1:40.057		13	32.257	99.9	44.365	86.8	24.082	119.2	1:40.704	
7	31.571	100.8	44.567	87.1	24.059	117.9	1:40.197		14								

50	Andy Langridge (A)								March 803							
lap	Sect-1	Speed	Sect-2	Speed	Sect-3	Speed	Laptime	Pit	lap	Sect-1	Speed	Sect-2	Speed	Sect-3	Speed	Laptime	Pit
1		95.1	49.259	45.7	59.562	101.9	2:29.788		7	32.555	86.1	46.860	83.9	24.591	111.1	1:44.006	
2	33.146	95.2	46.343	82.6	24.590	110.4	1:44.079		8	31.306	96.3	45.951	81.2	24.401	112.6	1:41.658	
3	31.938	94.6	47.226	81.0	25.808	110.0	1:44.972		9	31.740	95.9	45.055	86.7	24.499	111.8	1:41.294	
4	32.778	94.3	46.407	82.1	24.461	110.6	1:43.646		10	31.585	94.7	45.052	90.7	24.370	111.7	1:41.007	
5	32.186	95.1	46.652	84.4	24.757	110.0	1:43.595		11	31.668	95.2	45.521	86.9	24.154	111.1	1:41.343	
6	31.924	95.6	46.086	82.2	25.344	110.4	1:43.354		12	31.885	96.9	45.145	86.0	24.039	112.8	1:41.069	

51	Tom Bradshaw (A)								Argo JM6							
lap	Sect-1	Speed	Sect-2	Speed	Sect-3	Speed	Laptime	Pit	lap	Sect-1	Speed	Sect-2	Speed	Sect-3	Speed	Laptime	Pit
1		102.3	43.244	84.9	22.962	121.1	1:47.767		8	29.160	104.7	41.410	96.7	22.372	117.9	1:32.942	
2	29.937	102.5	41.599	83.7	22.784	118.3	1:34.320		9	28.746	104.4	41.105	95.9	22.464	118.5	1:32.315	
3	29.377	102.8	41.306	95.5	22.442	119.0	1:33.125		10	28.974	103.6	41.177	93.6	22.426	119.2	1:32.577	
4	29.223	103.6	41.531	97.1	22.420	120.4	1:33.174		11	28.860	102.3	41.113	94.0	22.399	119.2	1:32.372	
5	29.024	99.8	42.954	96.8	22.399	119.4	1:34.377		12	28.733	102.5	40.923	99.5	22.252	118.3	1:31.908	
6	28.920	104.2	41.466	97.1	22.356	119.0	1:32.742		13	28.688	103.7	40.729	99.7	22.503	116.5	1:31.920	
7	28.628	104.9	41.235	97.5	22.381	119.6	1:32.244		14								

55	Jon Finch (A)								Ralt RT1							
lap	Sect-1	Speed	Sect-2	Speed	Sect-3	Speed	Laptime	Pit	lap	Sect-1	Speed	Sect-2	Speed	Sect-3	Speed	Laptime	Pit
1		97.2	44.146	86.7	23.507	120.9	1:46.935		8	30.781	97.6	43.384	85.1	23.201	120.4	1:37.366	
2	31.336	99.6	43.165	88.6	23.704	119.0	1:38.205		9	30.666	97.2	43.208	86.6	23.767	120.0	1:37.641	
3	30.846	98.9	43.618	87.5	23.295	121.1	1:37.759		10	30.956	95.1	43.757	88.5	23.387	119.8	1:38.100	
4	30.642	100.5	43.333	88.3	23.428	119.2	1:37.403		11	30.702	96.5	44.148	86.1	23.451	120.0	1:38.301	
5	30.966	99.6	43.184	86.5	23.241	121.1	1:37.391		12	30.811	97.0	43.828	86.5	24.023	117.9	1:38.662	
6	31.044	98.7	43.274	88.3	23.338	119.6	1:37.656		13	30.844	96.7	43.573	85.0	23.741	119.8	1:38.158	
7	30.886	97.6	43.997	75.9	23.773	120.0	1:38.656		14								

58	Pat Gormley (A)								Safir RJF3							
lap	Sect-1	Speed	Sect-2	Speed	Sect-3	Speed	Laptime	Pit	lap	Sect-1	Speed	Sect-2	Speed	Sect-3	Speed	Laptime	Pit
1		99.5	43.685	90.9	23.122	119.6	1:43.442		8	29.694	104.9	42.807	88.3	22.694	119.4	1:35.195	
2	29.720	102.2	42.648	93.9	23.133	119.4	1:35.501		9	29.694	104.7	42.548	93.6	22.578	120.7	1:34.820	
3	29.995	103.7	42.227	95.3	22.733	120.7	1:34.955		10	29.613	103.7	42.921	89.9	22.824	120.4	1:35.358	
4	29.770	103.0	42.778	92.8	23.677	120.4	1:36.225		11	29.642	104.1	42.491	89.7	22.571	121.1	1:34.704	
5	29.986	103.7	42.396	92.0	22.586	121.1	1:34.968		12	30.339	99.5	43.046	92.0	22.629	120.2	1:36.014	
6	29.902	103.0	42.338	93.0	22.698	119.6	1:34.938		13	30.247	103.6	42.974	92.0	23.393	119.2	1:36.614	
7	29.547	104.9	42.534	93.1	22.720	120.2	1:34.801		14								

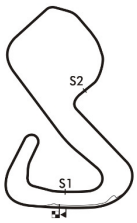

Session Start: 15:06:08 - Finish: 15:26:30
Weather/Track Conditions: Bright / Dry
Circuit: Brands Hatch Grand Prix Circuit
Track Length: 3.916 Km - 2.4330 miles
Printed: 01-07-2018 - 15:29

Legends of Brands Hatch Superprix - 30 Jun - 1 Jul 2018

HSCC Classic Formula 3

Race 14 - Sector Analysis

59	Frederic Rouvier (C3A)								Martini Mk31							
lap	Sect-1	Speed	Sect-2	Speed	Sect-3	Speed	Laptime	Pit	lap	Sect-1	Speed	Sect-2	Speed	Sect-3	Speed	Laptime	Pit
1		99.3	43.599	88.1	22.952	120.2	1:44.486		8	29.225	104.4	41.696	94.8	22.444	119.2	1:33.365	
2	30.128	101.9	42.060	91.7	23.018	118.7	1:35.206		9	29.243	104.1	41.472	96.4	22.325	120.7	1:33.040	
3	29.887	104.2	42.239	94.3	22.540	122.0	1:34.666		10	29.454	103.7	41.779	94.7	22.259	120.4	1:33.492	
4	29.860	103.3	42.253	96.3	23.257	120.2	1:35.370		11	29.249	103.9	41.633	94.9	22.234	121.1	1:33.116	
5	29.461	103.6	42.053	90.7	22.574	121.3	1:34.088		12	29.353	104.1	41.454	95.7	22.407	119.4	1:33.214	
6	29.454	103.4	41.761	91.7	22.451	120.0	1:33.666		13	29.233	104.2	41.776	94.5	22.504	118.1	1:33.513	
7	29.121	104.6	41.847	93.7	22.446	120.2	1:33.414		14								

62	Graham Kiddy (A)								Argo JM3							
lap	Sect-1	Speed	Sect-2	Speed	Sect-3	Speed	Laptime	Pit	lap	Sect-1	Speed	Sect-2	Speed	Sect-3	Speed	Laptime	Pit
1		89.4	47.343	71.5	25.826	119.0	1:57.829		8	30.100	104.7	43.342	85.8	23.083	120.0	1:36.525	
2	31.739	99.6	46.266	85.4	23.824	119.2	1:41.829		9	30.306	103.7	43.146	86.9	22.987	122.0	1:36.439	
3	31.600	102.0	44.205	84.2	23.736	121.1	1:39.541		10	30.212	104.1	42.992	91.0	22.959	118.7	1:36.163	
4	30.496	104.6	44.302	85.0	23.173	121.1	1:37.971		11	30.588	101.9	43.279	89.4	23.135	121.8	1:37.002	
5	30.498	104.6	43.838	87.7	23.064	121.5	1:37.400		12	30.738	103.9	43.750	90.4	23.277	120.4	1:37.765	
6	30.196	104.4	43.445	89.1	23.185	121.3	1:36.826		13	30.648	101.7	43.961	92.7	23.527	121.8	1:38.136	
7	30.471	104.4	43.172	82.6	23.168	121.1	1:36.811		14								

63	Matthew Sturmer (A)								Ralt RT3							
lap	Sect-1	Speed	Sect-2	Speed	Sect-3	Speed	Laptime	Pit	lap	Sect-1	Speed	Sect-2	Speed	Sect-3	Speed	Laptime	Pit
1		94.8	45.956	84.6	24.495	114.1	1:53.332		8	30.834	98.6	42.742	89.2	23.217	115.7	1:36.793	
2	32.418	91.9	45.872	84.6	24.673	113.9	1:42.963		9	30.527	99.0	42.945	89.8	22.977	116.9	1:36.449	
3	31.332	97.0	43.992	88.5	23.622	115.7	1:38.946		10	30.462	99.0	43.164	87.1	23.049	116.5	1:36.675	
4	31.159	97.6	44.935	86.0	24.039	113.5	1:40.133		11	30.565	98.3	43.208	87.9	23.038	119.0	1:36.811	
5	30.645	98.4	43.993	88.8	23.125	116.1	1:37.763		12	31.041	99.2	43.871	91.2	23.141	116.5	1:38.053	
6	30.457	98.3	43.222	90.7	23.324	115.1	1:37.003		13	30.802	97.3	43.284	93.4	23.130	117.1	1:37.216	
7	30.518	98.7	43.019	89.5	23.133	115.9	1:36.670		14								

78	Andrew Smith (A)								March 783							
lap	Sect-1	Speed	Sect-2	Speed	Sect-3	Speed	Laptime	Pit	lap	Sect-1	Speed	Sect-2	Speed	Sect-3	Speed	Laptime	Pit
1		96.7	45.871	80.8	23.117	119.4	1:53.682		2	31.562	99.2	43.041	85.4	22.674	119.2	1:37.277	

80	Valerio Leone (C3A)								March 743							
lap	Sect-1	Speed	Sect-2	Speed	Sect-3	Speed	Laptime	Pit	lap	Sect-1	Speed	Sect-2	Speed	Sect-3	Speed	Laptime	Pit
1		97.3	47.156	82.9	24.613	119.0	1:55.948		8	29.525	104.6	41.729	94.7	22.511	120.0	1:33.765	
2	30.526	102.2	44.778	82.7	23.622	119.4	1:38.926		9	29.666	104.6	41.840	94.8	22.777	120.0	1:34.283	
3	30.227	102.0	43.482	93.7	22.791	121.8	1:36.500		10	29.771	103.9	41.532	88.3	23.247	120.0	1:34.550	
4	29.888	104.9	43.692	91.2	23.180	117.3	1:36.760		11	29.653	104.6	41.725	94.9	22.500	120.2	1:33.878	
5	29.849	104.1	42.189	96.0	22.710	119.6	1:34.748		12	29.575	105.2	41.629	97.1	22.368	119.2	1:33.572	
6	29.373	104.1	42.453	96.7	22.707	120.7	1:34.533		13	29.575	104.4	41.413	97.1	22.452	120.2	1:33.440	
7	30.423	104.1	42.326	90.5	22.660	119.4	1:35.409		14								

81	Davide Leone (C3A)								March 783							
lap	Sect-1	Speed	Sect-2	Speed	Sect-3	Speed	Laptime	Pit	lap	Sect-1	Speed	Sect-2	Speed	Sect-3	Speed	Laptime	Pit
1		92.5	46.244	95.1	23.306	119.2	1:53.414		8	29.548	105.4	42.146	94.5	22.378	120.2	1:34.072	
2	29.956	103.7	42.938	90.4	22.646	120.0	1:35.540		9	29.819	101.4	42.475	95.2	22.588	121.1	1:34.882	
3	30.482	101.9	42.748	94.0	22.844	121.1	1:36.074		10	29.952	100.8	41.922	93.5	22.354	122.6	1:34.228	
4	29.868	105.0	42.414	93.5	22.797	120.9	1:35.079		11	30.456	103.9	42.138	89.1	22.630	122.2	1:35.224	
5	30.045	103.9	42.618	93.2	22.658	120.0	1:35.321		12	30.342	102.0	42.361	95.6	22.405	121.3	1:35.108	
6	29.635	103.6	42.571	91.0	22.636	120.0	1:34.842		13	29.890	104.7	42.029	88.3	22.465	120.9	1:34.384	
7	29.823	104.7	42.750	94.3	22.441	120.9	1:35.014		14								

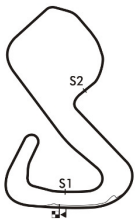

Session Start: 15:06:08 - Finish: 15:26:30
Weather/Track Conditions: Bright / Dry
Circuit: Brands Hatch Grand Prix Circuit
Track Length: 3.916 Km - 2.4330 miles
Printed: 01-07-2018 - 15:29

Legends of Brands Hatch Superprix - 30 Jun - 1 Jul 2018

HSCC Classic Formula 3

Race 14 - Sector Analysis

82	Paul Smith (A)								Ralt RT3							
lap	Sect-1	Speed	Sect-2	Speed	Sect-3	Speed	Laptime	Pit	lap	Sect-1	Speed	Sect-2	Speed	Sect-3	Speed	Laptime	Pit
1		100.5	43.792	86.5	22.979	119.8	1:43.793		8	29.683	103.7	42.717	89.1	22.871	120.2	1:35.271	
2	30.034	101.7	42.503	91.2	23.053	119.6	1:35.590		9	29.532	103.9	42.551	90.9	22.595	121.5	1:34.678	
3	30.085	102.8	43.795	92.0	22.956	120.2	1:36.836		10	29.644	102.5	42.443	86.8	22.761	122.6	1:34.848	
4	29.653	101.7	42.387	91.0	22.751	121.1	1:34.791		11	30.090	102.3	42.264	87.5	22.614	122.2	1:34.968	
5	29.756	103.9	42.137	92.1	22.791	121.5	1:34.684		12	29.692	102.3	41.790	90.0	22.629	119.2	1:34.111	
6	29.817	103.9	42.149	89.5	22.719	120.4	1:34.685		13	29.749	104.1	42.080	90.6	22.966	117.3	1:34.795	
7	30.005	103.6	42.458	89.5	22.739	121.5	1:35.202		14								

93	Rudolf Ernst (A)								Ralt RT1							
lap	Sect-1	Speed	Sect-2	Speed	Sect-3	Speed	Laptime	Pit	lap	Sect-1	Speed	Sect-2	Speed	Sect-3	Speed	Laptime	Pit
1		91.0	46.040	83.2	24.345	118.7	1:52.799		8	31.221	97.0	44.742	85.8	24.038	119.8	1:40.001	
2	31.921	96.5	45.758	83.8	25.509	116.9	1:43.188		9	31.689	97.6	44.662	85.8	23.604	121.1	1:39.955	
3	32.240	96.3	45.391	81.5	24.141	119.2	1:41.772		10	31.003	96.2	44.794	85.3	23.480	120.4	1:39.277	
4	31.373	98.4	46.183	82.5	24.302	119.8	1:41.858		11	31.499	96.9	44.654	87.7	23.453	120.2	1:39.606	
5	31.455	99.3	44.938	82.8	23.993	120.0	1:40.386		12	31.575	97.4	44.592	84.8	23.634	119.0	1:39.801	
6	31.019	101.6	44.552	82.1	23.599	120.0	1:39.170		13	30.872	100.3	44.160	86.7	23.587	120.2	1:38.619	
7	30.723	99.6	45.591	82.9	23.641	120.2	1:39.955		14								

151	David Caussanel (C3A)								Brabham BT41							
lap	Sect-1	Speed	Sect-2	Speed	Sect-3	Speed	Laptime	Pit	lap	Sect-1	Speed	Sect-2	Speed	Sect-3	Speed	Laptime	Pit
1		95.6	46.708	80.6	23.413	118.1	1:54.318		8	30.680	103.0	43.357	89.4	23.049	117.7	1:37.086	
2	31.474	97.3	45.025	86.2	23.767	115.9	1:40.266		9	30.295	101.9	42.749	87.2	23.015	117.7	1:36.059	
3	30.265	103.0	43.335	91.0	22.970	119.0	1:36.570		10	29.799	102.2	42.670	91.3	22.861	117.9	1:35.330	
4	29.882	102.8	44.141	88.4	23.494	116.9	1:37.517		11	29.710	102.2	42.680	91.5	22.925	117.5	1:35.315	
5	30.076	102.8	42.636	94.1	22.824	118.3	1:35.536		12	29.955	102.2	42.856	91.2	23.003	116.3	1:35.814	
6	29.647	101.7	42.963	93.7	23.008	117.5	1:35.618		13	29.793	103.3	42.681	90.7	23.072	117.5	1:35.546	
7	29.846	101.6	42.604	90.1	23.124	117.5	1:35.574		14								

193	Angela Grasso (C3A)								Ralt RT1							
lap	Sect-1	Speed	Sect-2	Speed	Sect-3	Speed	Laptime	Pit	lap	Sect-1	Speed	Sect-2	Speed	Sect-3	Speed	Laptime	Pit
1				73.3	26.804		2:07.869		7						102.5	1:54.398	
2	35.663	82.9	51.943	65.9	26.687		1:54.293		8				66.3	29.352	103.9	2:06.465	
3				67.3	28.679	103.6	1:57.653		9	38.318	79.9	55.180	74.1	27.613	95.9	2:01.111	
4	36.696	81.8	52.669	68.2	27.111	104.7	1:56.476		10	38.486		51.224	73.1	26.507		1:56.217	
5				68.5	27.926		2:10.196		11				71.7	26.173	110.0	1:56.923	
6				70.3	26.919		2:04.368		12								

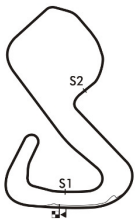

Session Start: 15:06:08 - Finish: 15:26:30
Weather/Track Conditions: Bright / Dry
Circuit: Brands Hatch Grand Prix Circuit
Track Length: 3.916 Km - 2.4330 miles
Printed: 01-07-2018 - 15:29

Legends of Brands Hatch Superprix - 30 Jun - 1 Jul 2018

HSCC Classic Formula 3

Race 14 - Best Sector Times

	SECTOR 1			SECTOR 2			SECTOR 3		
	NO	TIME	LAP	NO	TIME	LAP	NO	TIME	LAP
1	51	28.628	7	51	40.729	13	11	22.211	12
2	11	28.980	11	7	41.200	11	9	22.216	11
3	59	29.121	7	9	41.241	12	59	22.234	11
4	7	29.229	9	17	41.299	7	51	22.252	12
5	9	29.286	12	80	41.413	13	81	22.354	10
6	80	29.373	6	11	41.443	11	80	22.368	12
7	17	29.451	11	59	41.454	12	7	22.374	11
8	82	29.532	9	30	41.685	13	58	22.571	11
9	58	29.547	7	82	41.790	12	17	22.594	10
10	81	29.548	8	81	41.922	10	82	22.595	9
11	151	29.647	6	4	41.962	6	4	22.622	13
12	78	29.677	3	58	42.227	3	30	22.668	7
13	4	29.823	5	78	42.476	3	78	22.674	2
14	30	29.893	5	151	42.604	7	151	22.824	5
15	25	30.058	8	38	42.720	13	31	22.916	13
16	62	30.100	8	63	42.742	8	62	22.959	10
17	29	30.344	7	19	42.842	4	63	22.977	9
18	31	30.356	10	62	42.992	10	38	23.084	10
19	63	30.457	6	25	43.132	13	25	23.183	5
20	38	30.488	11	55	43.165	2	55	23.201	8
21	19	30.548	3	31	43.273	10	29	23.390	7
22	55	30.642	4	29	43.437	10	93	23.453	11
23	93	30.723	7	15	44.005	13	19	23.483	2
24	15	30.960	8	93	44.160	13	15	23.597	9
25	50	31.306	8	47	44.230	9	47	23.835	11
26	47	31.344	9	50	45.052	10	50	24.039	12
27	193	35.663	2	193	51.224	10	193	26.173	11
28	5			5			5		

IDEAL / BEST LAP COMPARISON

NO	NAME	BEST	IN	IDEAL	DIFF
51	Tom Bradshaw	1:31.908	12	1:31.609	+0.299
11	Simon Jackson	1:32.728	11	1:32.634	+0.094
9	Ian Jacobs	1:32.889	12	1:32.743	+0.146
7	Richard Trott	1:32.903	11	1:32.803	+0.100
59	Frederic Rouvier	1:33.040	9	1:32.809	+0.231
80	Valerio Leone	1:33.440	13	1:33.154	+0.286
17	Keith White	1:33.623	7	1:33.344	+0.279
81	Davide Leone	1:34.072	8	1:33.824	+0.248
82	Paul Smith	1:34.111	12	1:33.917	+0.194
4	Jean-Pierre Eynard-	1:34.490	13	1:34.407	+0.083
30	Paul Dibden	1:34.689	5	1:34.246	+0.443
58	Pat Gormley	1:34.704	11	1:34.345	+0.359
151	David Caussanel	1:35.315	11	1:35.075	+0.240
62	Graham Kiddy	1:36.163	10	1:36.051	+0.112
38	Hugh Price	1:36.379	13	1:36.292	+0.087
63	Matthew Sturmer	1:36.449	9	1:36.176	+0.273
25	Bernard Honnorat	1:36.694	10	1:36.373	+0.321
31	Stephen Pegram	1:36.711	13	1:36.545	+0.166
19	Lee Cunningham	1:37.129	3	1:36.873	+0.256
55	Jon Finch	1:37.366	8	1:37.008	+0.358
29	Jonathan Price	1:37.878	10	1:37.171	+0.707
93	Rudolf Ernst	1:38.619	13	1:38.336	+0.283
15	Carlos Antunes Tav	1:38.941	10	1:38.562	+0.379
47	Louis Hanjoul	1:39.628	11	1:39.409	+0.219
50	Andy Langridge	1:41.007	10	1:40.397	+0.610
193	Angela Grasso	1:54.293	2	1:53.060	+1.233
78	Andrew Smith	1:37.277	2	1:34.827	+2.450
5	Gianluigi Candiani				+

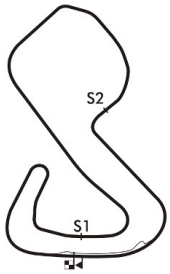

Session Start: 15:06:08 - Finish: 15:26:30
Weather/Track Conditions: Bright / Dry
Circuit: Brands Hatch Grand Prix Circuit
Track Length: 3.916 Km - 2.4330 miles

Printed: 01-07-2018 - 15:30

Legends of Brands Hatch Superprix - 30 Jun - 1 Jul 2018

HSCC Classic Formula 3

Race 14 - Best Sector Speeds

	NO	SECTOR 1	MPH	NO	SECTOR 2	MPH	NO	SECTOR 3	MPH
1	9	Ian Jacobs	106.0	51	Tom Bradshaw	99.7	9	Ian Jacobs	122.6
2	81	Davide Leone	105.4	7	Richard Trott	98.9	81	Davide Leone	122.6
3	11	Simon Jackson	105.2	30	Paul Dibden	98.2	82	Paul Smith	122.6
4	80	Valerio Leone	105.2	11	Simon Jackson	97.9	7	Richard Trott	122.0
5	51	Tom Bradshaw	104.9	80	Valerio Leone	97.1	59	Frederic Rouvier	122.0
6	58	Pat Gormley	104.9	59	Frederic Rouvier	96.4	62	Graham Kiddy	122.0
7	62	Graham Kiddy	104.7	9	Ian Jacobs	95.9	11	Simon Jackson	121.8
8	59	Frederic Rouvier	104.6	17	Keith White	95.9	80	Valerio Leone	121.8
9	17	Keith White	104.1	81	Davide Leone	95.6	4	Jean-Pierre Eynard-Machet	121.1
10	82	Paul Smith	104.1	58	Pat Gormley	95.3	51	Tom Bradshaw	121.1
11	30	Paul Dibden	103.7	31	Stephen Pegram	94.1	55	Jon Finch	121.1
12	7	Richard Trott	103.6	151	David Caussanel	94.1	58	Pat Gormley	121.1
13	4	Jean-Pierre Eynard-Machet	103.4	63	Matthew Sturmer	93.4	93	Rudolf Ernst	121.1
14	151	David Caussanel	103.3	62	Graham Kiddy	92.7	30	Paul Dibden	120.7
15	29	Jonathan Price	103.1	25	Bernard Honnorat	92.5	17	Keith White	119.4
16	78	Andrew Smith	102.2	38	Hugh Price	92.1	78	Andrew Smith	119.4
17	15	Carlos Antunes Tavares	101.6	82	Paul Smith	92.1	38	Hugh Price	119.2
18	93	Rudolf Ernst	101.6	4	Jean-Pierre Eynard-Machet	90.9	47	Louis Hanjoul	119.2
19	31	Stephen Pegram	101.3	50	Andy Langridge	90.7	29	Jonathan Price	119.0
20	25	Bernard Honnorat	100.9	19	Lee Cunningham	89.5	63	Matthew Sturmer	119.0
21	38	Hugh Price	100.8	47	Louis Hanjoul	89.3	151	David Caussanel	119.0
22	47	Louis Hanjoul	100.8	55	Jon Finch	88.6	15	Carlos Antunes Tavares	118.5
23	55	Jon Finch	100.5	29	Jonathan Price	88.4	25	Bernard Honnorat	118.5
24	19	Lee Cunningham	100.0	15	Carlos Antunes Tavares	87.9	31	Stephen Pegram	117.3
25	63	Matthew Sturmer	99.2	93	Rudolf Ernst	87.7	19	Lee Cunningham	116.3
26	50	Andy Langridge	96.9	78	Andrew Smith	87.1	50	Andy Langridge	112.8
27	193	Angela Grasso	82.9	193	Angela Grasso	74.1	193	Angela Grasso	110.0
28	5	Gianluigi Candiani	0.0	5	Gianluigi Candiani	0.0	5	Gianluigi Candiani	0.0

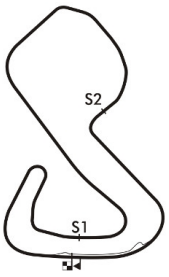

Session Start: 15:06:08 - Finish: 15:26:30
Weather/Track Conditions: Bright / Dry
Circuit: Brands Hatch Grand Prix Circuit
Track Length: 3.916 Km - 2.4330 miles

Printed: 01-07-2018 - 15:30

Legends of Brands Hatch Superprix - 30 Jun - 1 Jul 2018

HSCC Classic Formula 3

Race 14 - Sector Analysis

4	Jean-Pierre Eynard-Machet (C3A)								Martini Mk31							
lap	Sect-1	Speed	Sect-2	Speed	Sect-3	Speed	Laptime	Pit	lap	Sect-1	Speed	Sect-2	Speed	Sect-3	Speed	Laptime	Pit
1		94.7	44.257	84.5	23.276	119.4	1:45.581		8	29.985	102.6	42.256	85.1	23.057	119.2	1:35.298	
2	30.510	102.8	42.947	83.6	23.070	117.1	1:36.527		9	30.339	101.7	43.361	82.9	22.710	120.4	1:36.410	
3	30.581	101.3	42.642	86.2	23.065	120.4	1:36.288		10	29.874	102.8	42.888	83.0	23.335	120.9	1:36.097	
4	30.047	103.0	42.407	85.9	23.035	119.8	1:35.489		11	30.240	102.6	42.172	86.2	22.819	121.1	1:35.231	
5	29.823	103.1	42.162	84.8	23.063	120.0	1:35.048		12	30.201	101.1	42.023	86.6	22.638	119.4	1:34.862	
6	30.231	101.9	41.962	87.8	23.045	119.2	1:35.238		13	29.886	103.4	41.982	90.9	22.622	120.7	1:34.490	
7	30.813	103.1	42.526	80.8	23.082	120.0	1:36.421		14								

5	Gianluigi Candiani (C3A)								March 783							
lap	Sect-1	Speed	Sect-2	Speed	Sect-3	Speed	Laptime	Pit	lap	Sect-1	Speed	Sect-2	Speed	Sect-3	Speed	Laptime	Pit

7	Richard Trott (A)								Chevron B43							
lap	Sect-1	Speed	Sect-2	Speed	Sect-3	Speed	Laptime	Pit	lap	Sect-1	Speed	Sect-2	Speed	Sect-3	Speed	Laptime	Pit
1		93.6	45.533	83.2	24.494	115.3	1:53.660		8	29.463	103.3	41.627	88.0	22.480	120.9	1:33.570	
2	31.953	99.0	44.915	94.1	23.157	119.6	1:40.025		9	29.229	103.6	41.585	98.9	22.601	120.4	1:33.415	
3	29.890	103.6	42.855	93.2	22.673	120.9	1:35.418		10	29.251	103.3	42.332	92.2	23.183	117.7	1:34.766	
4	30.151	101.6	41.571	95.7	22.518	121.3	1:34.240		11	29.329	103.1	41.200	95.2	22.374	120.7	1:32.903	
5	29.853	103.0	41.961	98.7	22.907	122.0	1:34.721		12	29.521	103.0	41.530	93.1	22.647	118.3	1:33.698	
6	29.848	103.1	42.001	95.3	22.581	120.0	1:34.430		13	29.401	103.6	41.427	92.0	22.742	120.9	1:33.570	
7	29.618	103.3	41.520	95.1	22.570	120.4	1:33.708		14								

9	Ian Jacobs (C3A)								Ralt RT3							
lap	Sect-1	Speed	Sect-2	Speed	Sect-3	Speed	Laptime	Pit	lap	Sect-1	Speed	Sect-2	Speed	Sect-3	Speed	Laptime	Pit
1		96.5	42.774	90.7	23.016	120.2	1:42.052		8	29.584	104.6	41.534	92.8	22.458	121.3	1:33.576	
2	30.250	102.2	42.253	85.4	22.831	120.9	1:35.334		9	29.427	103.6	41.322	93.9	22.301	122.6	1:33.050	
3	30.070	102.0	42.112	89.8	22.878	121.3	1:35.060		10	29.309	106.0	41.438	95.9	22.425	122.6	1:33.172	
4	29.776	103.6	42.056	90.9	22.801	120.9	1:34.633		11	29.654	103.7	41.254	94.9	22.216	122.6	1:33.124	
5	29.983	101.1	41.957	90.4	22.532	122.2	1:34.472		12	29.286	104.1	41.241	95.1	22.362	122.6	1:32.889	
6	29.811	104.6	42.187	92.0	22.634	121.5	1:34.632		13	29.475	106.0	41.390	95.1	22.609	116.7	1:33.474	
7	29.551	104.1	41.600	94.8	22.499	122.4	1:33.650		14								

11	Simon Jackson (C3A)								Chevron B43							
lap	Sect-1	Speed	Sect-2	Speed	Sect-3	Speed	Laptime	Pit	lap	Sect-1	Speed	Sect-2	Speed	Sect-3	Speed	Laptime	Pit
1		98.2	43.007	92.2	22.713	119.8	1:41.226		8	29.446	104.6	42.083	96.0	22.577	120.0	1:34.106	
2	29.845	102.0	42.609	92.1	22.627	119.4	1:35.081		9	29.180	105.2	41.742	97.9	22.415	121.1	1:33.337	
3	29.644	104.4	42.087	95.1	22.524	120.2	1:34.255		10	29.139	104.2	42.666	97.2	22.303	120.9	1:34.108	
4	29.550	104.4	41.859	94.1	22.530	120.0	1:33.939		11	28.980	104.9	41.443	97.4	22.305	121.5	1:32.728	
5	29.959	103.0	41.605	95.6	22.584	120.2	1:34.148		12	29.146	104.9	41.569	94.9	22.211	120.7	1:32.926	
6	29.832	104.6	41.779	90.0	22.671	120.4	1:34.282		13	29.209	104.4	41.540	93.7	22.270	121.8	1:33.019	
7	29.885	102.5	41.810	91.0	22.737	120.7	1:34.432		14								

15	Carlos Antunes Tavares (C3A)								Chevron B47							
lap	Sect-1	Speed	Sect-2	Speed	Sect-3	Speed	Laptime	Pit	lap	Sect-1	Speed	Sect-2	Speed	Sect-3	Speed	Laptime	Pit
1		97.4	48.149	79.3	25.662	114.1	1:56.861		8	30.960	101.6	45.519	82.3	23.892	117.3	1:40.371	
2	31.937	97.6	45.628	82.9	24.466	115.1	1:42.031		9	31.189	101.1	44.448	87.3	23.597	118.3	1:39.234	
3	31.408	99.3	44.856	84.0	24.915	117.3	1:41.179		10	31.057	101.6	44.104	85.8	23.780	118.5	1:38.941	
4	31.019	100.3	44.610	85.0	24.281	118.5	1:39.910		11	31.465	101.3	44.412	87.8	23.726	117.9	1:39.603	
5	31.627	100.0	45.340	84.8	24.107	117.7	1:41.074		12	31.252	100.3	44.642	86.6	23.801	116.1	1:39.695	
6	31.257	100.6	44.440	87.9	23.992	116.9	1:39.689		13	31.430	100.9	44.005	86.6	23.871	116.5	1:39.306	
7	31.241	100.3	44.644	85.0	23.963	116.9	1:39.848		14								

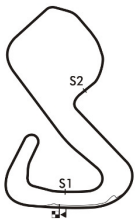

Session Start: 15:06:08 - Finish: 15:26:30
Weather/Track Conditions: Bright / Dry
Circuit: Brands Hatch Grand Prix Circuit
Track Length: 3.916 Km - 2.4330 miles
Printed: 01-07-2018 - 15:29

Legends of Brands Hatch Superprix - 30 Jun - 1 Jul 2018

HSCC Classic Formula 3

Race 14 - Sector Analysis

17	Keith White (A)								Ralt RT1							
lap	Sect-1	Speed	Sect-2	Speed	Sect-3	Speed	Laptime	Pit	lap	Sect-1	Speed	Sect-2	Speed	Sect-3	Speed	Laptime	Pit
1		98.6	43.126	88.6	23.093	117.7	1:42.698		8	29.670	103.4	41.415	95.6	22.826	118.1	1:33.911	
2	30.217	101.7	42.488	88.6	23.067	117.7	1:35.772		9	29.521	104.1	41.963	95.9	22.647	119.4	1:34.131	
3	30.023	102.5	41.919	93.7	23.064	119.2	1:35.006		10	29.495	103.0	42.488	95.6	22.594	119.0	1:34.577	
4	29.924	103.4	41.814	90.3	23.059	118.7	1:34.797		11	29.451	103.1	42.044	93.0	22.887	119.2	1:34.382	
5	30.001	103.3	42.476	92.5	22.880	118.7	1:35.357		12	29.619	102.2	41.883	92.0	22.699	118.3	1:34.201	
6	30.057	103.6	42.019	92.6	22.803	119.2	1:34.879		13	29.768	103.6	41.930	95.3	22.912	118.3	1:34.610	
7	29.469	104.1	41.299	95.9	22.855	119.4	1:33.623		14								

19	Lee Cunningham (A)								Dallara 381/382							
lap	Sect-1	Speed	Sect-2	Speed	Sect-3	Speed	Laptime	Pit	lap	Sect-1	Speed	Sect-2	Speed	Sect-3	Speed	Laptime	Pit
1		96.5	44.218	84.4	23.594	116.3	1:46.169		8	30.862	98.2	44.502	87.7	24.213	110.0	1:39.577	
2	30.752	100.0	43.149	88.3	23.483	116.1	1:37.384		9	30.986	96.1	43.910	86.2	24.009	111.5	1:38.905	
3	30.548	99.2	43.038	89.4	23.543	115.5	1:37.129		10	31.333	93.3	44.364	87.5	24.106	110.4	1:39.803	
4	30.910	98.4	42.842	89.5	24.407	110.2	1:38.159		11	31.053	95.4	44.321	86.6	24.433	110.2	1:39.807	
5	30.963	96.7	43.759	87.0	23.927	114.7	1:38.649		12	30.944	97.2	43.484	88.3	23.724	112.0	1:38.152	
6	31.508	99.2	43.345	86.1	24.552	111.3	1:39.405		13	31.166	98.0	44.174	87.9	24.049	109.5	1:39.389	
7	30.939	96.2	43.198	86.0	23.723	115.1	1:37.860		14								

25	Bernard Honnorat (C3A)								Ralt RT3							
lap	Sect-1	Speed	Sect-2	Speed	Sect-3	Speed	Laptime	Pit	lap	Sect-1	Speed	Sect-2	Speed	Sect-3	Speed	Laptime	Pit
1		97.4	44.643	91.2	24.309	115.3	1:48.853		8	30.058	100.2	43.833	88.4	23.460	118.1	1:37.351	
2	31.188	95.9	44.331	90.5	24.008	114.1	1:39.527		9	30.290	100.8	43.251	90.3	23.371	118.3	1:36.912	
3	31.498	96.6	44.814	88.6	24.203	115.7	1:40.515		10	30.155	100.3	43.255	87.5	23.284	118.5	1:36.694	
4	31.289	97.2	46.013	85.3	23.688	118.1	1:40.990		11	30.431	100.3	43.295	84.1	23.477	117.9	1:37.203	
5	30.505	99.2	43.713	89.5	23.183	118.3	1:37.401		12	30.395	100.6	43.341	86.7	23.230	118.1	1:36.966	
6	31.033	96.6	44.409	86.6	23.650	115.9	1:39.092		13	30.357	100.9	43.132	86.7	23.619	118.5	1:37.108	
7	30.795	98.3	43.457	92.5	23.433	117.5	1:37.685		14								

29	Jonathan Price (A)								March 783							
lap	Sect-1	Speed	Sect-2	Speed	Sect-3	Speed	Laptime	Pit	lap	Sect-1	Speed	Sect-2	Speed	Sect-3	Speed	Laptime	Pit
1		87.9	48.126	69.0	25.884	115.3	1:57.754		8	31.360	101.1	43.955	85.1	23.574	117.5	1:38.889	
2	31.570	99.0	46.010	85.1	23.895	116.5	1:41.475		9	31.085	100.5	44.239	85.4	23.780	116.9	1:39.104	
3	31.921	99.5	44.915	86.8	24.320	117.7	1:41.156		10	30.943	101.6	43.437	87.1	23.498	117.9	1:37.878	
4	31.445	99.8	44.475	83.2	24.150	117.7	1:40.070		11	30.976	98.9	43.728	85.7	23.477	118.1	1:38.181	
5	31.650	100.6	44.175	83.4	24.229	117.7	1:40.054		12	30.810	101.4	43.718	88.4	23.655	116.3	1:38.183	
6	31.211	101.4	44.128	81.7	24.016	116.1	1:39.355		13	31.670	100.9	44.072	85.1	23.865	117.5	1:39.607	
7	30.344	103.1	44.168	87.7	23.390	119.0	1:37.902		14								

30	Paul Dibden (A)								Argo TM6							
lap	Sect-1	Speed	Sect-2	Speed	Sect-3	Speed	Laptime	Pit	lap	Sect-1	Speed	Sect-2	Speed	Sect-3	Speed	Laptime	Pit
1		99.3	43.373	85.8	23.291	119.6	1:44.290		8	29.989	103.0	42.055	93.9	22.768	119.0	1:34.812	
2	30.880	102.2	42.755	88.8	23.255	118.1	1:36.890		9	30.156	103.4	41.958	94.7	22.735	120.0	1:34.849	
3	30.557	102.3	42.991	91.3	22.893	120.0	1:36.441		10	30.141	102.2	42.963	91.5	22.767	119.6	1:35.871	
4	30.162	103.3	42.312	90.9	22.809	119.8	1:35.283		11	30.399	103.0	42.042	92.5	22.684	120.7	1:35.125	
5	29.893	103.7	42.124	93.7	22.672	120.4	1:34.689		12	30.313	103.7	41.975	96.0	22.709	119.0	1:34.997	
6	30.169	101.4	42.109	90.6	22.757	119.6	1:35.035		13	30.366	102.8	41.685	98.2	22.964	118.7	1:35.015	
7	29.940	103.4	42.179	90.9	22.668	120.2	1:34.787		14								

31	Stephen Pegram (A)								Ralt RT1							
lap	Sect-1	Speed	Sect-2	Speed	Sect-3	Speed	Laptime	Pit	lap	Sect-1	Speed	Sect-2	Speed	Sect-3	Speed	Laptime	Pit
1		97.7	44.222	92.0	23.703	116.3	1:47.681		8	30.718	101.3	43.335	91.7	23.236	116.5	1:37.289	
2	31.561	95.5	44.333	93.1	23.838	113.9	1:39.732		9	30.525	98.9	43.723	90.1	22.991	116.7	1:37.239	
3	31.442	97.4	44.921	84.2	24.078	115.9	1:40.441		10	30.356	99.6	43.273	92.6	23.128	116.3	1:36.757	
4	31.844	97.2	44.934	87.3	23.931	115.7	1:40.709		11	30.483	100.3	43.377	89.7	23.201	114.5	1:37.061	
5	31.383	99.9	43.835	93.0	23.043	117.3	1:38.261		12	30.894	98.6	43.811	94.1	23.269	116.1	1:37.974	
6	31.261	96.5	44.287	90.9	23.355	115.3	1:38.903		13	30.482	99.6	43.313	89.4	22.916	116.7	1:36.711	
7	31.001	100.5	44.865	92.3	23.331	116.3	1:39.197		14								

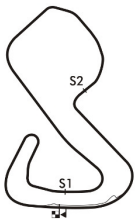

Session Start: 15:06:08 - Finish: 15:26:30
Weather/Track Conditions: Bright / Dry
Circuit: Brands Hatch Grand Prix Circuit
Track Length: 3.916 Km - 2.4330 miles
Printed: 01-07-2018 - 15:29

MST

Legends of Brands Hatch Superprix - 30 Jun - 1 Jul 2018

HSCC Classic Formula 3

Race 14 - Sector Analysis

38	Hugh Price (A)								Chevron B38							
lap	Sect-1	Speed	Sect-2	Speed	Sect-3	Speed	Laptime	Pit	lap	Sect-1	Speed	Sect-2	Speed	Sect-3	Speed	Laptime	Pit
1		97.6	44.285	85.9	23.622	118.1	1:46.598		8	30.902	100.5	43.080	86.6	23.298	116.9	1:37.280	
2	31.862	97.3	43.565	85.1	23.298	117.3	1:38.725		9	31.126	97.2	42.854	88.5	23.271	118.3	1:37.251	
3	30.678	100.0	43.965	88.7	23.385	118.1	1:38.028		10	30.599	99.0	42.955	89.4	23.084	118.5	1:36.638	
4	30.568	99.6	43.832	92.1	23.333	117.7	1:37.733		11	30.488	99.6	42.917	89.5	23.133	118.7	1:36.538	
5	30.567	99.3	43.493	86.9	23.829	118.1	1:37.889		12	30.558	99.5	42.860	89.2	23.245	117.9	1:36.663	
6	30.556	98.7	43.395	85.6	24.000	117.3	1:37.951		13	30.513	100.8	42.720	89.1	23.146	118.1	1:36.379	
7	31.271	98.7	43.352	86.6	23.286	119.2	1:37.909		14								

47	Louis Hanjoul (A)								Argo JM1							
lap	Sect-1	Speed	Sect-2	Speed	Sect-3	Speed	Laptime	Pit	lap	Sect-1	Speed	Sect-2	Speed	Sect-3	Speed	Laptime	Pit
1		95.0	45.070	87.5	23.853	118.3	1:50.367		8	31.517	98.7	45.431	85.8	24.375	118.7	1:41.323	
2	32.868	96.5	45.795	83.7	24.022	118.3	1:42.685		9	31.344	99.8	44.230	86.3	24.083	118.7	1:39.657	
3	31.680	99.6	45.661	84.8	24.188	118.3	1:41.529		10	31.400	99.3	44.387	86.5	23.851	118.3	1:39.638	
4	31.513	98.9	44.878	83.5	24.692	118.1	1:41.083		11	31.417	99.0	44.376	88.6	23.835	119.0	1:39.628	
5	31.765	99.8	45.763	89.3	24.110	118.5	1:41.638		12	31.494	99.8	44.434	88.1	24.845	113.5	1:40.773	
6	31.508	98.2	44.585	87.6	23.964	117.5	1:40.057		13	32.257	99.9	44.365	86.8	24.082	119.2	1:40.704	
7	31.571	100.8	44.567	87.1	24.059	117.9	1:40.197		14								

50	Andy Langridge (A)								March 803							
lap	Sect-1	Speed	Sect-2	Speed	Sect-3	Speed	Laptime	Pit	lap	Sect-1	Speed	Sect-2	Speed	Sect-3	Speed	Laptime	Pit
1		95.1	49.259	45.7	59.562	101.9	2:29.788		7	32.555	86.1	46.860	83.9	24.591	111.1	1:44.006	
2	33.146	95.2	46.343	82.6	24.590	110.4	1:44.079		8	31.306	96.3	45.951	81.2	24.401	112.6	1:41.658	
3	31.938	94.6	47.226	81.0	25.808	110.0	1:44.972		9	31.740	95.9	45.055	86.7	24.499	111.8	1:41.294	
4	32.778	94.3	46.407	82.1	24.461	110.6	1:43.646		10	31.585	94.7	45.052	90.7	24.370	111.7	1:41.007	
5	32.186	95.1	46.652	84.4	24.757	110.0	1:43.595		11	31.668	95.2	45.521	86.9	24.154	111.1	1:41.343	
6	31.924	95.6	46.086	82.2	25.344	110.4	1:43.354		12	31.885	96.9	45.145	86.0	24.039	112.8	1:41.069	

51	Tom Bradshaw (A)								Argo JM6							
lap	Sect-1	Speed	Sect-2	Speed	Sect-3	Speed	Laptime	Pit	lap	Sect-1	Speed	Sect-2	Speed	Sect-3	Speed	Laptime	Pit
1		102.3	43.244	84.9	22.962	121.1	1:47.767		8	29.160	104.7	41.410	96.7	22.372	117.9	1:32.942	
2	29.937	102.5	41.599	83.7	22.784	118.3	1:34.320		9	28.746	104.4	41.105	95.9	22.464	118.5	1:32.315	
3	29.377	102.8	41.306	95.5	22.442	119.0	1:33.125		10	28.974	103.6	41.177	93.6	22.426	119.2	1:32.577	
4	29.223	103.6	41.531	97.1	22.420	120.4	1:33.174		11	28.860	102.3	41.113	94.0	22.399	119.2	1:32.372	
5	29.024	99.8	42.954	96.8	22.399	119.4	1:34.377		12	28.733	102.5	40.923	99.5	22.252	118.3	1:31.908	
6	28.920	104.2	41.466	97.1	22.356	119.0	1:32.742		13	28.688	103.7	40.729	99.7	22.503	116.5	1:31.920	
7	28.628	104.9	41.235	97.5	22.381	119.6	1:32.244		14								

55	Jon Finch (A)								Ralt RT1							
lap	Sect-1	Speed	Sect-2	Speed	Sect-3	Speed	Laptime	Pit	lap	Sect-1	Speed	Sect-2	Speed	Sect-3	Speed	Laptime	Pit
1		97.2	44.146	86.7	23.507	120.9	1:46.935		8	30.781	97.6	43.384	85.1	23.201	120.4	1:37.366	
2	31.336	99.6	43.165	88.6	23.704	119.0	1:38.205		9	30.666	97.2	43.208	86.6	23.767	120.0	1:37.641	
3	30.846	98.9	43.618	87.5	23.295	121.1	1:37.759		10	30.956	95.1	43.757	88.5	23.387	119.8	1:38.100	
4	30.642	100.5	43.333	88.3	23.428	119.2	1:37.403		11	30.702	96.5	44.148	86.1	23.451	120.0	1:38.301	
5	30.966	99.6	43.184	86.5	23.241	121.1	1:37.391		12	30.811	97.0	43.828	86.5	24.023	117.9	1:38.662	
6	31.044	98.7	43.274	88.3	23.338	119.6	1:37.656		13	30.844	96.7	43.573	85.0	23.741	119.8	1:38.158	
7	30.886	97.6	43.997	75.9	23.773	120.0	1:38.656		14								

58	Pat Gormley (A)								Safir RJF3							
lap	Sect-1	Speed	Sect-2	Speed	Sect-3	Speed	Laptime	Pit	lap	Sect-1	Speed	Sect-2	Speed	Sect-3	Speed	Laptime	Pit
1		99.5	43.685	90.9	23.122	119.6	1:43.442		8	29.694	104.9	42.807	88.3	22.694	119.4	1:35.195	
2	29.720	102.2	42.648	93.9	23.133	119.4	1:35.501		9	29.694	104.7	42.548	93.6	22.578	120.7	1:34.820	
3	29.995	103.7	42.227	95.3	22.733	120.7	1:34.955		10	29.613	103.7	42.921	89.9	22.824	120.4	1:35.358	
4	29.770	103.0	42.778	92.8	23.677	120.4	1:36.225		11	29.642	104.1	42.491	89.7	22.571	121.1	1:34.704	
5	29.986	103.7	42.396	92.0	22.586	121.1	1:34.968		12	30.339	99.5	43.046	92.0	22.629	120.2	1:36.014	
6	29.902	103.0	42.338	93.0	22.698	119.6	1:34.938		13	30.247	103.6	42.974	92.0	23.393	119.2	1:36.614	
7	29.547	104.9	42.534	93.1	22.720	120.2	1:34.801		14								

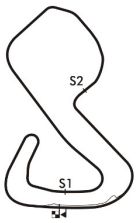

Session Start: 15:06:08 - Finish: 15:26:30
Weather/Track Conditions: Bright / Dry
Circuit: Brands Hatch Grand Prix Circuit
Track Length: 3.916 Km - 2.4330 miles
Printed: 01-07-2018 - 15:29

Legends of Brands Hatch Superprix - 30 Jun - 1 Jul 2018

HSCC Classic Formula 3

Race 14 - Sector Analysis

59	Frederic Rouvier (C3A)								Martini Mk31							
lap	Sect-1	Speed	Sect-2	Speed	Sect-3	Speed	Laptime	Pit	lap	Sect-1	Speed	Sect-2	Speed	Sect-3	Speed	Laptime	Pit
1		99.3	43.599	88.1	22.952	120.2	1:44.486		8	29.225	104.4	41.696	94.8	22.444	119.2	1:33.365	
2	30.128	101.9	42.060	91.7	23.018	118.7	1:35.206		9	29.243	104.1	41.472	96.4	22.325	120.7	1:33.040	
3	29.887	104.2	42.239	94.3	22.540	122.0	1:34.666		10	29.454	103.7	41.779	94.7	22.259	120.4	1:33.492	
4	29.860	103.3	42.253	96.3	23.257	120.2	1:35.370		11	29.249	103.9	41.633	94.9	22.234	121.1	1:33.116	
5	29.461	103.6	42.053	90.7	22.574	121.3	1:34.088		12	29.353	104.1	41.454	95.7	22.407	119.4	1:33.214	
6	29.454	103.4	41.761	91.7	22.451	120.0	1:33.666		13	29.233	104.2	41.776	94.5	22.504	118.1	1:33.513	
7	29.121	104.6	41.847	93.7	22.446	120.2	1:33.414		14								

62	Graham Kiddy (A)								Argo JM3							
lap	Sect-1	Speed	Sect-2	Speed	Sect-3	Speed	Laptime	Pit	lap	Sect-1	Speed	Sect-2	Speed	Sect-3	Speed	Laptime	Pit
1		89.4	47.343	71.5	25.826	119.0	1:57.829		8	30.100	104.7	43.342	85.8	23.083	120.0	1:36.525	
2	31.739	99.6	46.266	85.4	23.824	119.2	1:41.829		9	30.306	103.7	43.146	86.9	22.987	122.0	1:36.439	
3	31.600	102.0	44.205	84.2	23.736	121.1	1:39.541		10	30.212	104.1	42.992	91.0	22.959	118.7	1:36.163	
4	30.496	104.6	44.302	85.0	23.173	121.1	1:37.971		11	30.588	101.9	43.279	89.4	23.135	121.8	1:37.002	
5	30.498	104.6	43.838	87.7	23.064	121.5	1:37.400		12	30.738	103.9	43.750	90.4	23.277	120.4	1:37.765	
6	30.196	104.4	43.445	89.1	23.185	121.3	1:36.826		13	30.648	101.7	43.961	92.7	23.527	121.8	1:38.136	
7	30.471	104.4	43.172	82.6	23.168	121.1	1:36.811		14								

63	Matthew Sturmer (A)								Ralt RT3							
lap	Sect-1	Speed	Sect-2	Speed	Sect-3	Speed	Laptime	Pit	lap	Sect-1	Speed	Sect-2	Speed	Sect-3	Speed	Laptime	Pit
1		94.8	45.956	84.6	24.495	114.1	1:53.332		8	30.834	98.6	42.742	89.2	23.217	115.7	1:36.793	
2	32.418	91.9	45.872	84.6	24.673	113.9	1:42.963		9	30.527	99.0	42.945	89.8	22.977	116.9	1:36.449	
3	31.332	97.0	43.992	88.5	23.622	115.7	1:38.946		10	30.462	99.0	43.164	87.1	23.049	116.5	1:36.675	
4	31.159	97.6	44.935	86.0	24.039	113.5	1:40.133		11	30.565	98.3	43.208	87.9	23.038	119.0	1:36.811	
5	30.645	98.4	43.993	88.8	23.125	116.1	1:37.763		12	31.041	99.2	43.871	91.2	23.141	116.5	1:38.053	
6	30.457	98.3	43.222	90.7	23.324	115.1	1:37.003		13	30.802	97.3	43.284	93.4	23.130	117.1	1:37.216	
7	30.518	98.7	43.019	89.5	23.133	115.9	1:36.670		14								

78	Andrew Smith (A)								March 783							
lap	Sect-1	Speed	Sect-2	Speed	Sect-3	Speed	Laptime	Pit	lap	Sect-1	Speed	Sect-2	Speed	Sect-3	Speed	Laptime	Pit
1		96.7	45.871	80.8	23.117	119.4	1:53.682		2	31.562	99.2	43.041	85.4	22.674	119.2	1:37.277	

80	Valerio Leone (C3A)								March 743							
lap	Sect-1	Speed	Sect-2	Speed	Sect-3	Speed	Laptime	Pit	lap	Sect-1	Speed	Sect-2	Speed	Sect-3	Speed	Laptime	Pit
1		97.3	47.156	82.9	24.613	119.0	1:55.948		8	29.525	104.6	41.729	94.7	22.511	120.0	1:33.765	
2	30.526	102.2	44.778	82.7	23.622	119.4	1:38.926		9	29.666	104.6	41.840	94.8	22.777	120.0	1:34.283	
3	30.227	102.0	43.482	93.7	22.791	121.8	1:36.500		10	29.771	103.9	41.532	88.3	23.247	120.0	1:34.550	
4	29.888	104.9	43.692	91.2	23.180	117.3	1:36.760		11	29.653	104.6	41.725	94.9	22.500	120.2	1:33.878	
5	29.849	104.1	42.189	96.0	22.710	119.6	1:34.748		12	29.575	105.2	41.629	97.1	22.368	119.2	1:33.572	
6	29.373	104.1	42.453	96.7	22.707	120.7	1:34.533		13	29.575	104.4	41.413	97.1	22.452	120.2	1:33.440	
7	30.423	104.1	42.326	90.5	22.660	119.4	1:35.409		14								

81	Davide Leone (C3A)								March 783							
lap	Sect-1	Speed	Sect-2	Speed	Sect-3	Speed	Laptime	Pit	lap	Sect-1	Speed	Sect-2	Speed	Sect-3	Speed	Laptime	Pit
1		92.5	46.244	95.1	23.306	119.2	1:53.414		8	29.548	105.4	42.146	94.5	22.378	120.2	1:34.072	
2	29.956	103.7	42.938	90.4	22.646	120.0	1:35.540		9	29.819	101.4	42.475	95.2	22.588	121.1	1:34.882	
3	30.482	101.9	42.748	94.0	22.844	121.1	1:36.074		10	29.952	100.8	41.922	93.5	22.354	122.6	1:34.228	
4	29.868	105.0	42.414	93.5	22.797	120.9	1:35.079		11	30.456	103.9	42.138	89.1	22.630	122.2	1:35.224	
5	30.045	103.9	42.618	93.2	22.658	120.0	1:35.321		12	30.342	102.0	42.361	95.6	22.405	121.3	1:35.108	
6	29.635	103.6	42.571	91.0	22.636	120.0	1:34.842		13	29.890	104.7	42.029	88.3	22.465	120.9	1:34.384	
7	29.823	104.7	42.750	94.3	22.441	120.9	1:35.014		14								

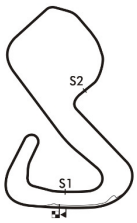

Session Start: 15:06:08 - Finish: 15:26:30
Weather/Track Conditions: Bright / Dry
Circuit: Brands Hatch Grand Prix Circuit
Track Length: 3.916 Km - 2.4330 miles
Printed: 01-07-2018 - 15:29

Legends of Brands Hatch Superprix - 30 Jun - 1 Jul 2018

HSCC Classic Formula 3

Race 14 - Sector Analysis

82	Paul Smith (A)								Ralt RT3							
lap	Sect-1	Speed	Sect-2	Speed	Sect-3	Speed	Laptime	Pit	lap	Sect-1	Speed	Sect-2	Speed	Sect-3	Speed	Laptime	Pit
1		100.5	43.792	86.5	22.979	119.8	1:43.793		8	29.683	103.7	42.717	89.1	22.871	120.2	1:35.271	
2	30.034	101.7	42.503	91.2	23.053	119.6	1:35.590		9	29.532	103.9	42.551	90.9	22.595	121.5	1:34.678	
3	30.085	102.8	43.795	92.0	22.956	120.2	1:36.836		10	29.644	102.5	42.443	86.8	22.761	122.6	1:34.848	
4	29.653	101.7	42.387	91.0	22.751	121.1	1:34.791		11	30.090	102.3	42.264	87.5	22.614	122.2	1:34.968	
5	29.756	103.9	42.137	92.1	22.791	121.5	1:34.684		12	29.692	102.3	41.790	90.0	22.629	119.2	1:34.111	
6	29.817	103.9	42.149	89.5	22.719	120.4	1:34.685		13	29.749	104.1	42.080	90.6	22.966	117.3	1:34.795	
7	30.005	103.6	42.458	89.5	22.739	121.5	1:35.202		14								

93	Rudolf Ernst (A)								Ralt RT1							
lap	Sect-1	Speed	Sect-2	Speed	Sect-3	Speed	Laptime	Pit	lap	Sect-1	Speed	Sect-2	Speed	Sect-3	Speed	Laptime	Pit
1		91.0	46.040	83.2	24.345	118.7	1:52.799		8	31.221	97.0	44.742	85.8	24.038	119.8	1:40.001	
2	31.921	96.5	45.758	83.8	25.509	116.9	1:43.188		9	31.689	97.6	44.662	85.8	23.604	121.1	1:39.955	
3	32.240	96.3	45.391	81.5	24.141	119.2	1:41.772		10	31.003	96.2	44.794	85.3	23.480	120.4	1:39.277	
4	31.373	98.4	46.183	82.5	24.302	119.8	1:41.858		11	31.499	96.9	44.654	87.7	23.453	120.2	1:39.606	
5	31.455	99.3	44.938	82.8	23.993	120.0	1:40.386		12	31.575	97.4	44.592	84.8	23.634	119.0	1:39.801	
6	31.019	101.6	44.552	82.1	23.599	120.0	1:39.170		13	30.872	100.3	44.160	86.7	23.587	120.2	1:38.619	
7	30.723	99.6	45.591	82.9	23.641	120.2	1:39.955		14								

151	David Caussanel (C3A)								Brabham BT41							
lap	Sect-1	Speed	Sect-2	Speed	Sect-3	Speed	Laptime	Pit	lap	Sect-1	Speed	Sect-2	Speed	Sect-3	Speed	Laptime	Pit
1		95.6	46.708	80.6	23.413	118.1	1:54.318		8	30.680	103.0	43.357	89.4	23.049	117.7	1:37.086	
2	31.474	97.3	45.025	86.2	23.767	115.9	1:40.266		9	30.295	101.9	42.749	87.2	23.015	117.7	1:36.059	
3	30.265	103.0	43.335	91.0	22.970	119.0	1:36.570		10	29.799	102.2	42.670	91.3	22.861	117.9	1:35.330	
4	29.882	102.8	44.141	88.4	23.494	116.9	1:37.517		11	29.710	102.2	42.680	91.5	22.925	117.5	1:35.315	
5	30.076	102.8	42.636	94.1	22.824	118.3	1:35.536		12	29.955	102.2	42.856	91.2	23.003	116.3	1:35.814	
6	29.647	101.7	42.963	93.7	23.008	117.5	1:35.618		13	29.793	103.3	42.681	90.7	23.072	117.5	1:35.546	
7	29.846	101.6	42.604	90.1	23.124	117.5	1:35.574		14								

193	Angela Grasso (C3A)								Ralt RT1							
lap	Sect-1	Speed	Sect-2	Speed	Sect-3	Speed	Laptime	Pit	lap	Sect-1	Speed	Sect-2	Speed	Sect-3	Speed	Laptime	Pit
1				73.3	26.804		2:07.869		7						102.5	1:54.398	
2	35.663	82.9	51.943	65.9	26.687		1:54.293		8				66.3	29.352	103.9	2:06.465	
3				67.3	28.679	103.6	1:57.653		9	38.318	79.9	55.180	74.1	27.613	95.9	2:01.111	
4	36.696	81.8	52.669	68.2	27.111	104.7	1:56.476		10	38.486		51.224	73.1	26.507		1:56.217	
5				68.5	27.926		2:10.196		11				71.7	26.173	110.0	1:56.923	
6				70.3	26.919		2:04.368		12								

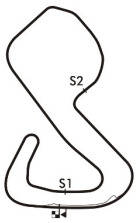

Session Start: 15:06:08 - Finish: 15:26:30
Weather/Track Conditions: Bright / Dry
Circuit: Brands Hatch Grand Prix Circuit
Track Length: 3.916 Km - 2.4330 miles
Printed: 01-07-2018 - 15:29

Legends of Brands Hatch Superprix - 30 Jun - 1 Jul 2018

HSCC Classic Clubmans

Qualifying for Race 16 - Classification

Sheet No:

POS	NO	DRIVER/S	CLASS	CLASS POS	CAR MAKE / MODEL	TIME	ON	LAPS	GAP	DIFF	MPH
1	1	Mark Charteris	A	1	Mallock Mk20/21	1:30.555	3	6			96.72
2	2	John Harrison	A	2	Mallock Mk21	1:34.310	6	6	3.755	3.755	92.87
3	33	Tom Brown	INV	1	Mallock Mk21	1:39.041	3	6	8.486	4.731	88.44
4	14	David Wale	A	3	Mallock Mk20/21	1:39.166	6	6	8.611	0.125	88.32
5	17	Alan Cook	A	4	Mallock Mk20/21B	1:40.734	3	5	10.179	1.568	86.95
6	72	Jonathan Loader	S20	1	Tiga SC80	1:40.881	5	5	10.326	0.147	86.82
7	87	Michelle Hayward	INV	2	Mallock Mk27	1:41.719	5	5	11.164	0.838	86.11
8	24	Mike Lane	A	5	Mallock Mk18	1:41.807	3	5	11.252	0.088	86.03
9	81	Roger Waite	S20	2	Royale S2000M	1:46.175	3	5	15.620	4.368	82.49
10	90	Guy Sheppard	S20	3	Rawlson S2000	1:46.278	3	5	15.723	0.103	82.41
11	54	Barry Webb	B	1	Mallock Mk16BW	1:47.730	3	5	17.175	1.452	81.30
12	60	Brian Hunter	B	2	Mallock Mk16	1:51.657	2	2	21.102	3.927	78.44
13	68	David Facer	B	3	Mallock Mk18BW	1:52.391	2	4	21.836	0.734	77.93
14	69	Alan Davenport	B	4	Mallock Mk18	1:55.288	2	4	24.733	2.897	75.97
15	79	Andreas Floth	S20	4	Lola T492	1:55.700	2	4	25.145	0.412	75.70
16	55	Adam Paterson	B	5	Mallock Mk16	1:55.765	2	4	25.210	0.065	75.66
17	154	Charlie Besley	S20	5	Tiga SC82	1:55.970	2	4	25.415	0.205	75.53
18	56	Andy Hammond	B	6	Mallock Mk18B	1:58.642	2	4	28.087	2.672	73.83
19	58	John Muirhead	B	7	Mallock Mk18	1:58.656	2	4	28.101	0.014	73.82
20	82	Steve Clamp	B	8	Drat	2:09.183	2	4	38.628	10.527	67.80
21	45	Chris Tolchard	B	9	Mallock Mk18	2:13.346	2	4	42.791	4.163	65.68
22	40	Colin Ralph	B	10	Mallock Mk16	2:13.713	2	4	43.158	0.367	65.50

Session Start: 10:00:02 - Finish: 10:21:11
Weather/Track Conditions: Sunny / Dry
Circuit: Brands Hatch Grand Prix Circuit
Track Length: 3.916 Km - 2.4330 miles

These results are provisional until the conclusion of any judicial and technical matters.

Clerk of the Course:	Timekeeper:	Issued at:
	Nick Palmer	

Legends of Brands Hatch Superprix - 30 Jun - 1 Jul 2018

HSCC Classic Clubmans

Qualifying for Race 16 - Sector Analysis

1	Mark Charteris (A)								Mallock Mk20/21								
lap	Sect-1	Speed	Sect-2	Speed	Sect-3	Speed	Laptime	Pit	lap	Sect-1	Speed	Sect-2	Speed	Sect-3	Speed	Laptime	Pit
1	Out	94.0	44.359	97.4	23.745	117.9	1:48.322		4	28.131	104.1	In		In		11:20.705	P
2	30.038	101.9	41.309	79.0	23.261	119.8	1:34.608		5	Out	99.9	44.225	96.7	22.664	118.7	1:43.329	P
3	28.560	106.9	39.952	102.7	22.043	120.0	1:30.555		6	29.285	105.7	40.985	97.9	21.847	120.7	1:32.117	

2	John Harrison (A)								Mallock Mk21								
lap	Sect-1	Speed	Sect-2	Speed	Sect-3	Speed	Laptime	Pit	lap	Sect-1	Speed	Sect-2	Speed	Sect-3	Speed	Laptime	Pit
1	Out	85.2	46.570	83.2	25.904	120.4	1:52.059		4			In		In		11:07.391	P
2	31.325	104.9	43.590	83.9	23.234	122.0	1:38.149		5	Out	99.5	44.941	76.4	25.290	120.0	1:47.394	P
3	29.595	106.0	41.925	90.1	23.082	122.9	1:34.602		6	29.779	105.4	41.954	85.5	22.577	123.1	1:34.310	

14	David Wale (A)								Mallock Mk20/21								
lap	Sect-1	Speed	Sect-2	Speed	Sect-3	Speed	Laptime	Pit	lap	Sect-1	Speed	Sect-2	Speed	Sect-3	Speed	Laptime	Pit
1	Out	79.6	51.042	73.6	27.308	115.9	1:57.992		4			In		In		10:45.931	P
2	32.751	89.4	46.769	83.4	25.059	116.7	1:44.579		5	Out	93.1	47.302	87.5	23.982	116.1	1:47.554	P
3	31.600	94.4	46.084	85.1	24.720	117.1	1:42.404		6	30.921	99.0	44.711	91.1	23.534	118.5	1:39.166	

17	Alan Cook (A)								Mallock Mk20/21B								
lap	Sect-1	Speed	Sect-2	Speed	Sect-3	Speed	Laptime	Pit	lap	Sect-1	Speed	Sect-2	Speed	Sect-3	Speed	Laptime	Pit
1	Out	74.2	50.341	69.9	26.663	112.8	1:58.193		4			In		In		11:15.896	P
2	33.579	98.0	45.688	79.0	24.703	115.7	1:43.970		5	Out	88.7	50.265	80.9	24.675	116.7	1:55.199	P
3	32.004	98.7	44.947	84.8	23.783	117.7	1:40.734		6								

24	Mike Lane (A)								Mallock Mk18								
lap	Sect-1	Speed	Sect-2	Speed	Sect-3	Speed	Laptime	Pit	lap	Sect-1	Speed	Sect-2	Speed	Sect-3	Speed	Laptime	Pit
1	Out	82.1	54.798	63.5	28.015	112.4	2:04.202		4			In		In		11:11.491	P
2	34.251	92.7	47.703	73.1	25.148	116.9	1:47.102		5	Out	91.0	46.425	82.6	24.720	115.5	1:47.816	P
3	32.035	97.2	45.410	80.1	24.362	116.9	1:41.807		6								

33	Tom Brown (INV)								Mallock Mk21								
lap	Sect-1	Speed	Sect-2	Speed	Sect-3	Speed	Laptime	Pit	lap	Sect-1	Speed	Sect-2	Speed	Sect-3	Speed	Laptime	Pit
1	Out	89.7	47.355	66.9	26.571	116.9	1:51.316		4			In		In		11:10.730	P
2	31.852	94.8	45.465	75.1	24.036	119.0	1:41.353		5	Out	96.6	46.600	72.9	24.727	117.7	1:48.618	P
3	30.795	99.3	44.596	77.2	23.650	119.6	1:39.041		6	32.990	98.0	44.760	75.7	23.880	119.2	1:41.630	

40	Colin Ralph (B)								Mallock Mk16								
lap	Sect-1	Speed	Sect-2	Speed	Sect-3	Speed	Laptime	Pit	lap	Sect-1	Speed	Sect-2	Speed	Sect-3	Speed	Laptime	Pit
1	Out	60.6	1:03.813	59.0	31.930	91.4	2:23.828		3	40.397	57.1	In		In		11:49.551	P
2	40.209	75.7	1:01.547	59.9	31.957	95.0	2:13.713		4	Out	68.3	1:01.219	65.4	30.572	95.8	2:19.978	P

45	Chris Tolchard (B)								Mallock Mk18								
lap	Sect-1	Speed	Sect-2	Speed	Sect-3	Speed	Laptime	Pit	lap	Sect-1	Speed	Sect-2	Speed	Sect-3	Speed	Laptime	Pit
1	Out	60.8	1:03.753	59.6	31.840	91.7	2:23.095		3	38.291	75.2	In		In		11:40.656	P
2	40.257	77.5	1:01.648	60.5	31.441	96.9	2:13.346		4	Out	81.7	56.279	62.0	29.257	97.7	2:07.837	P

54	Barry Webb (B)								Mallock Mk16BW								
lap	Sect-1	Speed	Sect-2	Speed	Sect-3	Speed	Laptime	Pit	lap	Sect-1	Speed	Sect-2	Speed	Sect-3	Speed	Laptime	Pit
1	Out	75.0	53.215	72.7	28.935	102.5	2:02.053		4			In		In		10:42.955	P
2	34.084	80.4	49.291	80.4	26.584	105.4	1:49.959		5	Out	81.7	48.485	79.1	26.769	106.0	1:55.208	P
3	33.301	86.2	48.436	79.4	25.993	106.2	1:47.730		6								

55	Adam Paterson (B)								Mallock Mk16								
lap	Sect-1	Speed	Sect-2	Speed	Sect-3	Speed	Laptime	Pit	lap	Sect-1	Speed	Sect-2	Speed	Sect-3	Speed	Laptime	Pit
1	Out	74.9	1:17.760	58.9	30.459	97.6	2:32.160		3	35.653	48.3	In		In		12:03.643	P
2	36.669	79.2	51.991	67.0	27.105	104.2	1:55.765		4	Out	74.2	53.444	66.5	27.174	103.3	2:04.134	P

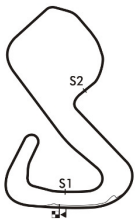

Session Start: 10:00:02 - Finish: 10:21:11
Weather/Track Conditions: Sunny / Dry
Circuit: Brands Hatch Grand Prix Circuit
Track Length: 3.916 Km - 2.4330 miles
Printed: 01-07-2018 - 10:23

MST

Legends of Brands Hatch Superprix - 30 Jun - 1 Jul 2018

HSCC Classic Clubmans

Qualifying for Race 16 - Sector Analysis

56 Andy Hammond (B) — Mallock Mk18B

lap	Sect-1	Speed	Sect-2	Speed	Sect-3	Speed	Laptime	Pit	lap	Sect-1	Speed	Sect-2	Speed	Sect-3	Speed	Laptime	Pit
1	Out	77.4	56.210	61.7	28.929	100.8	2:09.326		3	33.928	80.3	In		In		11:42.915	P
2	38.355	70.1	53.425	73.5	26.862	101.1	1:58.642		4	Out	83.2	52.850	69.2	28.057	101.7	2:01.121	P

58 John Muirhead (B) — Mallock Mk18

lap	Sect-1	Speed	Sect-2	Speed	Sect-3	Speed	Laptime	Pit	lap	Sect-1	Speed	Sect-2	Speed	Sect-3	Speed	Laptime	Pit
1	Out	78.1	54.000	72.9	28.934	97.9	2:04.546		3	35.707	83.1	52.013	74.3	In		12:06.029	P
2	36.972	80.8	53.239	69.7	28.445	99.5	1:58.656		4	Out	82.7	51.267	76.2	27.518	100.2	1:59.971	P

60 Brian Hunter (B) — Mallock Mk16

lap	Sect-1	Speed	Sect-2	Speed	Sect-3	Speed	Laptime	Pit	lap	Sect-1	Speed	Sect-2	Speed	Sect-3	Speed	Laptime	Pit
1	Out	57.1	1:03.142	54.6	30.992	98.1	2:20.123		2	36.301	81.5	48.885	77.0	26.471	103.9	1:51.657	

68 David Facer (B) — Mallock Mk18BW

lap	Sect-1	Speed	Sect-2	Speed	Sect-3	Speed	Laptime	Pit	lap	Sect-1	Speed	Sect-2	Speed	Sect-3	Speed	Laptime	Pit
1	Out	75.8	56.751	62.6	28.490	103.9	2:09.103		3	32.739	91.7	48.650	60.9	In		11:54.755	P
2	36.379	85.6	49.484	75.4	26.528	105.9	1:52.391		4	Out	88.9	50.275	67.6	26.275	107.6	1:57.168	P

69 Alan Davenport (B) — Mallock Mk18

lap	Sect-1	Speed	Sect-2	Speed	Sect-3	Speed	Laptime	Pit	lap	Sect-1	Speed	Sect-2	Speed	Sect-3	Speed	Laptime	Pit
1	Out	59.7	58.899	63.1	28.832	95.8	2:14.889		3	34.107	87.2	In		In		11:53.811	P
2	36.746	83.3	51.981	66.3	26.561	101.9	1:55.288		4	Out	83.4	53.068	65.7	26.789	101.9	2:00.715	P

72 Jonathan Loader (S20) — Tiga SC80

lap	Sect-1	Speed	Sect-2	Speed	Sect-3	Speed	Laptime	Pit	lap	Sect-1	Speed	Sect-2	Speed	Sect-3	Speed	Laptime	Pit
1	Out	62.1	59.490	64.7	28.272	110.2	2:14.517		4	Out	88.8	50.019	68.9	26.352	111.1	1:55.386	P
2	32.388	92.1	46.655	89.1	24.956	111.7	1:43.999		5	31.466	93.8	44.866	92.0	24.549	112.4	1:40.881	
3	32.029	93.9	47.072	58.2	In		11:44.342	P	6								

79 Andreas Floth (S20) — Lola T492

lap	Sect-1	Speed	Sect-2	Speed	Sect-3	Speed	Laptime	Pit	lap	Sect-1	Speed	Sect-2	Speed	Sect-3	Speed	Laptime	Pit
1	Out	61.0	59.277	69.8	28.838	106.2	2:14.086		3	33.375	91.9	In		In		11:36.240	P
2	34.432	90.6	53.776	73.1	27.492	109.8	1:55.700		4	Out	90.6	51.336	74.7	26.780	108.6	1:58.338	P

81 Roger Waite (S20) — Royale S2000M

lap	Sect-1	Speed	Sect-2	Speed	Sect-3	Speed	Laptime	Pit	lap	Sect-1	Speed	Sect-2	Speed	Sect-3	Speed	Laptime	Pit
1	Out	80.3	52.323	69.5	27.721	106.5	2:01.199		4			In		In		10:41.303	P
2	34.308	90.5	48.464	78.7	25.423	112.4	1:48.195		5	Out	84.3	50.401	72.3	26.748	111.5	1:55.875	P
3	33.698	92.7	47.155	82.6	25.322	110.9	1:46.175		6								

82 Steve Clamp (B) — Drat

lap	Sect-1	Speed	Sect-2	Speed	Sect-3	Speed	Laptime	Pit	lap	Sect-1	Speed	Sect-2	Speed	Sect-3	Speed	Laptime	Pit
1	Out	64.4	1:05.623	63.3	31.845	95.8	2:32.661		3			In		In		11:28.037	P
2	40.396	81.5	58.690	69.0	30.097	98.9	2:09.183		4	Out	66.2	59.465	69.8	30.275	97.9	2:18.911	P

87 Michelle Hayward (INV) — Mallock Mk27

lap	Sect-1	Speed	Sect-2	Speed	Sect-3	Speed	Laptime	Pit	lap	Sect-1	Speed	Sect-2	Speed	Sect-3	Speed	Laptime	Pit
1	Out	65.5	58.521	61.8	26.559	106.7	2:04.001		4	Out	89.5	47.587	66.1	26.275	108.2	1:51.445	P
2	32.567	90.4	47.426	87.7	24.519	109.7	1:44.512		5	32.707	92.9	45.101	88.5	23.911	109.8	1:41.719	
3	31.683	93.4	44.555	92.7	In		12:17.130	P	6								

90 Guy Sheppard (S20) — Rawlson S2000

lap	Sect-1	Speed	Sect-2	Speed	Sect-3	Speed	Laptime	Pit	lap	Sect-1	Speed	Sect-2	Speed	Sect-3	Speed	Laptime	Pit
1	Out	85.2	50.890	69.5	27.027	110.7	1:58.256		4			In		In		10:59.014	P
2	34.500	88.9	48.821	79.6	26.063	109.1	1:49.384		5	Out	87.7	48.323	80.7	25.409	110.4	1:53.300	P
3	33.443	90.0	47.509	84.4	25.326	110.2	1:46.278		6								

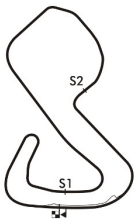

Session Start: 10:00:02 - Finish: 10:21:11
Weather/Track Conditions: Sunny / Dry
Circuit: Brands Hatch Grand Prix Circuit
Track Length: 3.916 Km - 2.4330 miles
Printed: 01-07-2018 - 10:23

MST

Legends of Brands Hatch Superprix - 30 Jun - 1 Jul 2018

HSCC Classic Clubmans

Qualifying for Race 16 - Sector Analysis

154	Charlie Besley (S20)								Tiga SC82								
lap	Sect-1	Speed	Sect-2	Speed	Sect-3	Speed	Laptime	Pit	lap	Sect-1	Speed	Sect-2	Speed	Sect-3	Speed	Laptime	Pit
1	Out	64.5	59.455	68.6	29.372	106.7	2:13.302		3	33.392	91.7	In		In		11:36.407	P
2	34.348	90.5	53.354	65.6	28.268	109.1	1:55.970		4	Out	84.2	51.226	75.1	27.352	109.5	1:57.663	P

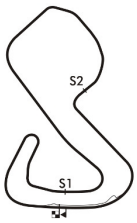

Session Start: 10:00:02 - Finish: 10:21:11
Weather/Track Conditions: Sunny / Dry
Circuit: Brands Hatch Grand Prix Circuit
Track Length: 3.916 Km - 2.4330 miles

Printed: 01-07-2018 - 10:23

Results: www.mstworld.com. Live Timing: https://livetiming.getraceresults.com/mst. Email: timing@mstworld.com

Legends of Brands Hatch Superprix - 30 Jun - 1 Jul 2018

HSCC Classic Clubmans

Qualifying for Race 16 - Best Sector Times

	SECTOR 1			SECTOR 2			SECTOR 3		
	NO	TIME	LAP	NO	TIME	LAP	NO	TIME	LAP
1	1	28.131	4	1	39.952	3	1	21.847	6
2	2	29.595	3	2	41.925	3	2	22.577	6
3	33	30.795	3	87	44.555	3	14	23.534	6
4	24	30.826	6	33	44.596	3	33	23.650	3
5	14	30.921	6	14	44.711	6	17	23.783	3
6	17	31.282	4	72	44.866	5	87	23.911	5
7	72	31.466	5	17	44.947	3	24	24.362	3
8	87	31.683	3	24	45.410	3	72	24.549	5
9	68	32.739	3	79	46.723	5	81	25.322	3
10	54	33.301	3	90	47.051	6	90	25.326	3
11	79	33.375	3	81	47.155	3	79	25.721	4
12	154	33.392	3	68	47.296	5	68	25.790	4
13	90	33.443	3	54	48.436	3	54	25.993	3
14	60	33.579	3	60	48.885	2	60	26.471	2
15	81	33.698	3	154	49.031	3	69	26.561	2
16	56	33.928	3	58	51.090	5	154	26.586	4
17	69	34.107	3	69	51.981	2	56	26.862	2
18	58	34.312	5	55	51.991	2	55	27.105	2
19	55	35.653	3	56	52.335	5	58	27.119	4
20	45	37.274	5	45	56.138	5	45	29.257	4
21	40	40.209	2	82	58.690	2	82	30.097	2
22	82	40.396	2	40	1:01.219	4	40	30.572	4
23	9			9			9		
24	52			52			52		

IDEAL / BEST LAP COMPARISON

NO	NAME	BEST	IN	IDEAL	DIFF
1	Mark Charteris	1:30.555	3	1:29.930	+0.625
2	John Harrison	1:34.310	6	1:34.097	+0.213
33	Tom Brown	1:39.041	3	1:39.041	+0.000
14	David Wale	1:39.166	6	1:39.166	+0.000
17	Alan Cook	1:40.734	3	1:40.012	+0.722
72	Jonathan Loader	1:40.881	5	1:40.881	+0.000
87	Michelle Hayward	1:41.719	5	1:40.149	+1.570
24	Mike Lane	1:41.807	3	1:40.598	+1.209
81	Roger Waite	1:46.175	3	1:46.175	+0.000
90	Guy Sheppard	1:46.278	3	1:45.820	+0.458
54	Barry Webb	1:47.730	3	1:47.730	+0.000
60	Brian Hunter	1:51.657	2	1:48.935	+2.722
68	David Facer	1:52.391	2	1:45.825	+6.566
69	Alan Davenport	1:55.288	2	1:52.649	+2.639
79	Andreas Floth	1:55.700	2	1:45.819	+9.881
55	Adam Paterson	1:55.765	2	1:54.749	+1.016
154	Charlie Besley	1:55.970	2	1:49.009	+6.961
56	Andy Hammond	1:58.642	2	1:53.125	+5.517
58	John Muirhead	1:58.656	2	1:52.521	+6.135
82	Steve Clamp	2:09.183	2	2:09.183	+0.000
45	Chris Tolchard	2:13.346	2	2:02.669	+10.677
40	Colin Ralph	2:13.713	2	2:12.000	+1.713

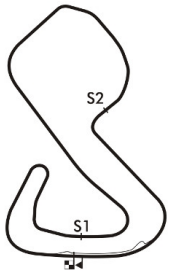

Session Start: 10:00:02 - Finish: 10:21:11
Weather/Track Conditions: Sunny / Dry
Circuit: Brands Hatch Grand Prix Circuit
Track Length: 3.916 Km - 2.4330 miles

Printed: 01-07-2018 - 10:24

Legends of Brands Hatch Superprix - 30 Jun - 1 Jul 2018

HSCC Classic Clubmans

Qualifying for Race 16 - Best Sector Speeds

	NO	SECTOR 1	MPH	NO	SECTOR 2	MPH	NO	SECTOR 3	MPH
1	1	Mark Charteris	106.9	1	Mark Charteris	102.7	2	John Harrison	123.1
2	2	John Harrison	106.0	87	Michelle Hayw ard	92.7	1	Mark Charteris	120.7
3	24	Mike Lane	100.5	72	Jonathan Loader	92.0	33	Tom Brow n	119.6
4	33	Tom Brow n	99.3	14	David Wale	91.1	14	David Wale	118.5
5	14	David Wale	99.0	2	John Harrison	90.1	17	Alan Cook	117.7
6	17	Alan Cook	98.7	79	Andreas Floth	85.6	24	Mike Lane	116.9
7	72	Jonathan Loader	93.9	17	Alan Cook	84.8	72	Jonathan Loader	112.4
8	87	Michelle Hayw ard	93.4	154	Charlie Besley	84.8	81	Roger Waite	112.4
9	81	Roger Waite	92.7	90	Guy Sheppard	84.4	90	Guy Sheppard	110.7
10	79	Andreas Floth	91.9	24	Mike Lane	82.6	79	Andreas Floth	109.8
11	68	David Facer	91.7	81	Roger Waite	82.6	87	Michelle Hayw ard	109.8
12	154	Charlie Besley	91.7	54	Barry Webb	80.4	154	Charlie Besley	109.5
13	90	Guy Sheppard	90.7	58	John Muirhead	79.8	68	David Facer	107.6
14	60	Brian Hunter	87.7	33	Tom Brow n	77.2	54	Barry Webb	106.2
15	69	Alan Davenport	87.2	60	Brian Hunter	77.0	55	Adam Paterson	104.2
16	54	Barry Webb	86.2	68	David Facer	75.4	60	Brian Hunter	103.9
17	58	John Muirhead	84.6	56	Andy Hammond	73.5	69	Alan Davenport	101.9
18	56	Andy Hammond	83.2	69	Alan Davenport	72.6	56	Andy Hammond	101.7
19	45	Chris Tolchard	81.7	82	Steve Clamp	69.8	58	John Muirhead	100.2
20	82	Steve Clamp	81.5	55	Adam Paterson	67.0	82	Steve Clamp	98.9
21	55	Adam Paterson	79.2	40	Colin Ralph	65.4	45	Chris Tolchard	97.7
22	40	Colin Ralph	75.7	45	Chris Tolchard	62.0	40	Colin Ralph	95.8
23	9	Keith Whyman	0.0	9	Keith Whyman	0.0	9	Keith Whyman	0.0
24	52	Roger Watton	0.0	52	Roger Watton	0.0	52	Roger Watton	0.0

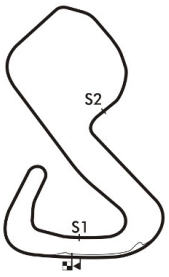

Session Start: 10:00:02 - Finish: 10:21:11
Weather/Track Conditions: Sunny / Dry
Circuit: Brands Hatch Grand Prix Circuit
Track Length: 3.916 Km - 2.4330 miles

Printed: 01-07-2018 - 10:25

Legends of Brands Hatch Superprix - 30 Jun - 1 Jul 2018

HSCC Classic Clubmans

Race 16 - Starting Grid

Sheet No:

Start Time : 16:20 - Heat Duration : 20 Minutes

ROW							
11	21	45	Chris Tolchard	22	40	Colin Ralph
10	19	58	John Muirhead	20	82	Steve Clamp
9	17	154	Charlie Besley	18	56	Andy Hammond
8	15	79	Andreas Floth	16	55	Adam Paterson
7	13	68	David Facer	14	69	Alan Davenport
6	11	54	Barry Webb	12	60	Brian Hunter
5	9	81	Roger Waite	10	90	Guy Sheppard
4	7	87	Michelle Hayward	8	24	Mike Lane
3	5	17	Alan Cook	6	72	Jonathan Loader
2	3	33	Tom Brown	4	14	David Wale
1	1	1	Mark Charteris	2	2	John Harrison

Pole Right

Circuit: Brands Hatch Grand Prix Circuit
Track Length: 3.916 Km - 2.4330 miles

These results are provisional until the conclusion of any judicial and technical matters.

Clerk of the Course:	Timekeeper:	Issued at:
	Nick Palmer	

MST

Printed : 01-07-2018 - 10:23

Legends of Brands Hatch Superprix - 30 Jun - 1 Jul 2018

HSCC Classic Clubmans

Race 16 - Classification

Sheet No:

POS	NO	DRIVER/S	CLASS	CLASS POS	CAR MAKE / MODEL	TIME	LAPS	GAP	DIFF	MPH	BEST	ON
1	1	Mark Charteris	A	1	Mallock Mk20/21	6:06.907	4	-- 4 laps --		95.49	1:29.123	3
2	2	John Harrison	A	2	Mallock Mk21	6:14.299	4	7.392	7.392	93.60	1:31.545	2
3	17	Alan Cook	A	3	Mallock Mk20/21B	6:34.251	4	27.344	19.952	88.86	1:36.894	4
4	33	Tom Brown	INV	1	Mallock Mk21	6:36.689	4	29.782	2.438	88.32	1:37.100	4
5	87	Michelle Hayward	INV	2	Mallock Mk27	6:37.578	4	30.671	0.889	88.12	1:37.439	4
6	72	Jonathan Loader	S20	1	Tiga SC80	6:55.912	4	49.005	18.334	84.23	1:42.218	2
7	55	Adam Paterson	B	1	Mallock Mk16	6:57.065	4	50.158	1.153	84.00	1:42.315	4
8	79	Andreas Floth	S20	2	Lola T492	6:57.844	4	50.937	0.779	83.84	1:41.668	4
9	154	Charlie Besley	S20	3	Tiga SC82	6:58.960	4	52.053	1.116	83.62	1:41.383	4
10	54	Barry Webb	B	2	Mallock Mk16BW	7:01.996	4	55.089	3.036	83.02	1:42.504	4
11	81	Roger Waite	S20	4	Royale S2000M	7:06.337	4	59.430	4.341	82.18	1:43.339	4
12	68	David Facer	B	3	Mallock Mk18BW	7:06.914	4	1:00.007	0.577	82.06	1:42.628	3
13	90	Guy Sheppard	S20	5	Rawlson S2000	7:10.090	4	1:03.183	3.176	81.46	1:44.700	3
14	60	Brian Hunter	B	4	Mallock Mk16	7:11.295	4	1:04.388	1.205	81.23	1:43.863	3
15	69	Alan Davenport	B	5	Mallock Mk18	7:17.956	4	1:11.049	6.661	80.00	1:45.423	4
16	45	Chris Tolchard	B	6	Mallock Mk18	7:56.120	4	1:49.213	38.164	73.58	1:56.487	2
17	40	Colin Ralph	B	7	Mallock Mk16	8:05.542	4	1:58.635	9.422	72.15	1:57.023	3
18	82	Steve Clamp	B	8	Drat	6:14.244	3	-- 3 laps --	11.533	70.21	2:00.856	2
		---------- NOT CLASSIFIED ----------										
DNF	56	Andy Hammond	B		Mallock Mk18B	5:27.631	3	-- 3 laps --		80.20	1:44.491	3

---------- FASTEST LAP SUMMARY ----------

NO	DRIVER/S	CLASS	CAR MAKE / MODEL	FASTEST LAP	ON	MPH
1	Mark Charteris	A	Mallock Mk20/21	1:29.123	3	98.28
33	Tom Brown	INV	Mallock Mk21	1:37.100	4	90.20
154	Charlie Besley	S20	Tiga SC82	1:41.383	4	86.39
55	Adam Paterson	B	Mallock Mk16	1:42.315	4	85.61

Cars 14, 24, 52 & 58 did not participate in restarted race.

Session Start: 16:39:36 - Finish: 16:45:43
Weather/Track Conditions: Bright / Dry
Circuit: Brands Hatch Grand Prix Circuit
Track Length: 3.916 Km - 2.4330 miles

These results are provisional until the conclusion of any judicial and technical matters.

Clerk of the Course:	Timekeeper:	Issued at:
	Nick Palmer	

MST

Printed: 01-07-2018 - 16:48

Legends of Brands Hatch Superprix - 30 Jun - 1 Jul 2018

HSCC Classic Clubmans

Race 16 - Sector Analysis

1	Mark Charteris (A)								Mallock Mk20/21								
lap	Sect-1	Speed	Sect-2	Speed	Sect-3	Speed	Laptime	Pit	lap	Sect-1	Speed	Sect-2	Speed	Sect-3	Speed	Laptime	Pit
1		104.6	41.329	103.8	22.368	119.4	1:38.400		3	28.248	106.0	39.259	102.5	21.616	121.8	1:29.123	
2	28.532	105.5	39.476	104.8	21.699	120.9	1:29.707		4	28.413	105.9	39.509	105.9	21.755	122.2	1:29.677	

2	John Harrison (A)								Mallock Mk21								
lap	Sect-1	Speed	Sect-2	Speed	Sect-3	Speed	Laptime	Pit	lap	Sect-1	Speed	Sect-2	Speed	Sect-3	Speed	Laptime	Pit
1		105.4	41.705	92.0	22.750	121.5	1:38.806		3	29.054	106.7	40.844	91.3	21.998	122.9	1:31.896	
2	29.020	106.5	40.462	93.2	22.063	123.3	1:31.545		4	28.950	106.5	40.725	86.8	22.377	123.8	1:32.052	

17	Alan Cook (A)								Mallock Mk20/21B								
lap	Sect-1	Speed	Sect-2	Speed	Sect-3	Speed	Laptime	Pit	lap	Sect-1	Speed	Sect-2	Speed	Sect-3	Speed	Laptime	Pit
1		102.5	43.289	86.1	23.212	118.5	1:43.102		3	31.032	102.8	42.804	85.5	23.225	119.6	1:37.061	
2	30.402	104.2	43.185	86.2	23.607	119.0	1:37.194		4	30.612	101.6	43.131	81.6	23.151	119.6	1:36.894	

33	Tom Brown (INV)								Mallock Mk21								
lap	Sect-1	Speed	Sect-2	Speed	Sect-3	Speed	Laptime	Pit	lap	Sect-1	Speed	Sect-2	Speed	Sect-3	Speed	Laptime	Pit
1		100.5	43.246	79.0	23.450	119.4	1:44.238		3	30.439	103.0	43.397	81.7	23.609	119.8	1:37.445	
2	30.617	102.5	43.555	81.6	23.734	120.0	1:37.906		4	30.357	103.1	43.294	78.1	23.449	120.4	1:37.100	

40	Colin Ralph (B)								Mallock Mk16								
lap	Sect-1	Speed	Sect-2	Speed	Sect-3	Speed	Laptime	Pit	lap	Sect-1	Speed	Sect-2	Speed	Sect-3	Speed	Laptime	Pit
1		81.4	52.986	75.5	28.348	97.4	2:06.598		3	36.164	82.4	52.814	72.1	28.045	98.3	1:57.023	
2	36.502	80.8	53.876	69.6	28.712	97.2	1:59.090		4	36.109	69.8	58.061	68.1	28.661	96.0	2:02.831	

45	Chris Tolchard (B)								Mallock Mk18								
lap	Sect-1	Speed	Sect-2	Speed	Sect-3	Speed	Laptime	Pit	lap	Sect-1	Speed	Sect-2	Speed	Sect-3	Speed	Laptime	Pit
1		84.6	53.610	73.3	27.653	99.3	2:05.173		3	35.724	86.4	53.893	73.6	27.794	99.3	1:57.411	
2	35.281	84.0	53.437	72.8	27.769	99.5	1:56.487		4	35.579	86.5	53.684	69.1	27.786	97.0	1:57.049	

54	Barry Webb (B)								Mallock Mk16BW								
lap	Sect-1	Speed	Sect-2	Speed	Sect-3	Speed	Laptime	Pit	lap	Sect-1	Speed	Sect-2	Speed	Sect-3	Speed	Laptime	Pit
1		90.9	46.084	81.7	25.095	107.0	1:50.751		3	33.477	86.4	46.674	81.5	25.272	107.7	1:45.423	
2	32.069	89.5	46.235	83.7	25.014	106.9	1:43.318		4	31.664	91.7	46.005	85.7	24.835	107.9	1:42.504	

55	Adam Paterson (B)								Mallock Mk16								
lap	Sect-1	Speed	Sect-2	Speed	Sect-3	Speed	Laptime	Pit	lap	Sect-1	Speed	Sect-2	Speed	Sect-3	Speed	Laptime	Pit
1		89.8	46.340	81.4	24.925	106.7	1:49.691		3	31.696	89.8	46.044	78.9	24.772	107.4	1:42.512	
2	31.732	89.9	46.004	79.8	24.811	107.2	1:42.547		4	32.006	90.6	45.757	82.1	24.552	107.2	1:42.315	

56	Andy Hammond (B)								Mallock Mk18B								
lap	Sect-1	Speed	Sect-2	Speed	Sect-3	Speed	Laptime	Pit	lap	Sect-1	Speed	Sect-2	Speed	Sect-3	Speed	Laptime	Pit
1		84.1	48.509	78.9	25.200	106.2	1:56.731		3	32.434	90.0	47.072	82.4	24.985	104.4	1:44.491	
2	32.959	88.9	48.291	81.8	25.159	104.2	1:46.409		4								

60	Brian Hunter (B)								Mallock Mk16								
lap	Sect-1	Speed	Sect-2	Speed	Sect-3	Speed	Laptime	Pit	lap	Sect-1	Speed	Sect-2	Speed	Sect-3	Speed	Laptime	Pit
1		84.5	48.213	80.3	25.270	106.9	1:56.338		3	32.743	90.4	46.304	88.7	24.816	107.4	1:43.863	
2	33.772	85.7	47.260	82.0	24.930	106.4	1:45.962		4	32.700	90.9	47.100	83.5	25.332	106.4	1:45.132	

68	David Facer (B)								Mallock Mk18BW								
lap	Sect-1	Speed	Sect-2	Speed	Sect-3	Speed	Laptime	Pit	lap	Sect-1	Speed	Sect-2	Speed	Sect-3	Speed	Laptime	Pit
1		85.9	48.878	77.6	25.035	107.0	1:55.655		3	31.905	93.0	46.012	80.2	24.711	110.2	1:42.628	
2	32.635	89.1	47.686	79.5	24.957	108.4	1:45.278		4	32.255	93.1	46.285	84.7	24.813	107.4	1:43.353	

69	Alan Davenport (B)								Mallock Mk18								
lap	Sect-1	Speed	Sect-2	Speed	Sect-3	Speed	Laptime	Pit	lap	Sect-1	Speed	Sect-2	Speed	Sect-3	Speed	Laptime	Pit
1		82.3	49.916	78.9	25.648	104.2	1:59.921		3	32.926	88.6	47.600	78.8	25.274	105.0	1:45.800	
2	33.546	87.9	48.185	79.9	25.081	105.0	1:46.812		4	32.751	88.8	47.328	77.5	25.344	103.9	1:45.423	

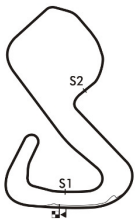

Session Start: 16:39:36 - Finish: 16:45:43
Weather/Track Conditions: Bright / Dry
Circuit: Brands Hatch Grand Prix Circuit
Track Length: 3.916 Km - 2.4330 miles
Printed: 01-07-2018 - 16:48

MST

Results: www.mstworld.com. Live Timing: https://livetiming.getraceresults.com/mst. Email: timing@mstworld.com

Legends of Brands Hatch Superprix - 30 Jun - 1 Jul 2018

HSCC Classic Clubmans

Race 16 - Sector Analysis

72	Jonathan Loader (S20)								Tiga SC80							
lap	Sect-1	Speed	Sect-2	Speed	Sect-3	Speed	Laptime	Pit	lap	Sect-1	Speed	Sect-2	Speed	Sect-3	Speed	Laptime	Pit
1		92.2	45.422	91.8	24.588	112.0	1:48.703		3	31.712	93.5	45.962	91.0	24.770	112.2	1:42.444	
2	32.063	92.9	45.545	91.1	24.610	112.4	1:42.218		4	31.891	93.3	45.884	88.6	24.772	106.0	1:42.547	

79	Andreas Floth (S20)								Lola T492							
lap	Sect-1	Speed	Sect-2	Speed	Sect-3	Speed	Laptime	Pit	lap	Sect-1	Speed	Sect-2	Speed	Sect-3	Speed	Laptime	Pit
1		94.2	46.399	88.6	24.501	112.2	1:52.173		3	32.395	93.0	45.007	92.8	24.534	112.6	1:41.936	
2	31.491	93.9	45.469	87.5	25.107	111.7	1:42.067		4	31.428	94.0	45.692	88.3	24.548	111.7	1:41.668	

81	Roger Waite (S20)								Royale S2000M							
lap	Sect-1	Speed	Sect-2	Speed	Sect-3	Speed	Laptime	Pit	lap	Sect-1	Speed	Sect-2	Speed	Sect-3	Speed	Laptime	Pit
1		91.7	47.590	83.2	24.724	112.8	1:54.502		3	32.588	94.0	46.478	83.2	24.695	112.8	1:43.761	
2	33.067	92.9	46.919	82.9	24.749	112.4	1:44.735		4	32.380	94.6	46.178	83.3	24.781	110.7	1:43.339	

82	Steve Clamp (B)								Drat							
lap	Sect-1	Speed	Sect-2	Speed	Sect-3	Speed	Laptime	Pit	lap	Sect-1	Speed	Sect-2	Speed	Sect-3	Speed	Laptime	Pit
1		81.7	54.633	76.5	28.410	100.5	2:10.277		3	37.806	81.1	56.347	59.7	28.958	98.1	2:03.111	
2	38.145	83.5	54.473	72.0	28.238	100.2	2:00.856		4								

87	Michelle Hayward (INV)								Mallock Mk27							
lap	Sect-1	Speed	Sect-2	Speed	Sect-3	Speed	Laptime	Pit	lap	Sect-1	Speed	Sect-2	Speed	Sect-3	Speed	Laptime	Pit
1		91.0	43.576	93.7	23.254	111.5	1:45.095		3	30.600	95.1	42.813	97.2	24.167	110.4	1:37.580	
2	30.472	94.0	43.071	91.6	23.921	112.2	1:37.464		4	30.329	95.2	43.049	86.3	24.061	112.2	1:37.439	

90	Guy Sheppard (S20)								Rawlson S2000							
lap	Sect-1	Speed	Sect-2	Speed	Sect-3	Speed	Laptime	Pit	lap	Sect-1	Speed	Sect-2	Speed	Sect-3	Speed	Laptime	Pit
1		92.4	47.152	89.8	25.386	110.9	1:53.806		3	33.680	93.4	46.181	84.3	24.839	113.5	1:44.700	
2	34.121	93.0	47.196	84.3	24.868	113.2	1:46.185		4	33.802	93.9	46.525	84.5	25.072	113.5	1:45.399	

154	Charlie Besley (S20)								Tiga SC82							
lap	Sect-1	Speed	Sect-2	Speed	Sect-3	Speed	Laptime	Pit	lap	Sect-1	Speed	Sect-2	Speed	Sect-3	Speed	Laptime	Pit
1		92.2	47.060	87.7	24.871	111.3	1:52.881		3	32.360	93.4	45.614	88.4	24.447	112.6	1:42.421	
2	32.087	93.5	45.498	90.7	24.690	112.6	1:42.275		4	31.568	93.6	45.237	89.7	24.578	111.7	1:41.383	

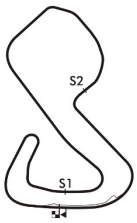

Session Start: 16:39:36 - Finish: 16:45:43
Weather/Track Conditions: Bright / Dry
Circuit: Brands Hatch Grand Prix Circuit
Track Length: 3.916 Km - 2.4330 miles
Printed: 01-07-2018 - 16:48

MST
Results: www.mstworld.com. Live Timing: https://livetiming.getraceresults.com/mst. Email: timing@mstworld.com

Legends of Brands Hatch Superprix - 30 Jun - 1 Jul 2018

HSCC Classic Clubmans

Race 16 - Best Sector Times

	SECTOR 1			SECTOR 2			SECTOR 3		
	NO	TIME	LAP	NO	TIME	LAP	NO	TIME	LAP
1	1	28.248	3	1	39.259	3	1	21.616	3
2	2	28.950	4	2	40.462	2	2	21.998	3
3	87	30.329	4	17	42.804	3	17	23.151	4
4	33	30.357	4	87	42.813	3	87	23.254	1
5	17	30.402	2	33	43.246	1	33	23.449	4
6	79	31.428	4	79	45.007	3	154	24.447	3
7	154	31.568	4	154	45.237	4	79	24.501	1
8	54	31.664	4	72	45.422	1	55	24.552	4
9	55	31.696	3	55	45.757	4	72	24.588	1
10	72	31.712	3	54	46.005	4	81	24.695	3
11	68	31.905	3	68	46.012	3	68	24.711	3
12	81	32.380	4	81	46.178	4	60	24.816	3
13	56	32.434	3	90	46.181	3	54	24.835	4
14	60	32.700	4	60	46.304	3	90	24.839	3
15	69	32.751	4	56	47.005	4	56	24.985	3
16	90	33.680	3	69	47.328	4	69	25.081	2
17	45	35.281	2	40	52.814	3	45	27.653	1
18	40	36.109	4	45	53.437	2	40	28.045	3
19	82	37.806	3	82	54.473	2	82	28.238	2

IDEAL / BEST LAP COMPARISON

NO	NAME	BEST	IN	IDEAL	DIFF
1	Mark Charteris	1:29.123	3	1:29.123	+0.000
2	John Harrison	1:31.545	2	1:31.410	+0.135
17	Alan Cook	1:36.894	4	1:36.357	+0.537
33	Tom Brown	1:37.100	4	1:37.052	+0.048
87	Michelle Hayward	1:37.439	4	1:36.396	+1.043
154	Charlie Besley	1:41.383	4	1:41.252	+0.131
79	Andreas Floth	1:41.668	4	1:40.936	+0.732
72	Jonathan Loader	1:42.218	2	1:41.722	+0.496
55	Adam Paterson	1:42.315	4	1:42.005	+0.310
54	Barry Webb	1:42.504	4	1:42.504	+0.000
68	David Facer	1:42.628	3	1:42.628	+0.000
81	Roger Waite	1:43.339	4	1:43.253	+0.086
60	Brian Hunter	1:43.863	3	1:43.820	+0.043
90	Guy Sheppard	1:44.700	3	1:44.700	+0.000
69	Alan Davenport	1:45.423	4	1:45.160	+0.263
45	Chris Tolchard	1:56.487	2	1:56.371	+0.116
40	Colin Ralph	1:57.023	3	1:56.968	+0.055
82	Steve Clamp	2:00.856	2	2:00.517	+0.339
56	Andy Hammond	1:44.491	3	1:44.424	+0.067

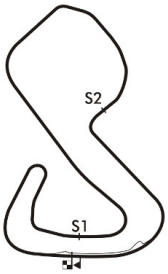

Session Start: 16:39:36 - Finish: 16:45:43
Weather/Track Conditions: Bright / Dry
Circuit: Brands Hatch Grand Prix Circuit
Track Length: 3.916 Km - 2.4330 miles

Printed: 01-07-2018 - 16:49

Legends of Brands Hatch Superprix - 30 Jun - 1 Jul 2018

HSCC Classic Clubmans

Race 16 - Best Sector Speeds

	NO	SECTOR 1	MPH	NO	SECTOR 2	MPH	NO	SECTOR 3	MPH
1	2	John Harrison	106.7	1	Mark Charteris	105.9	2	John Harrison	123.8
2	1	Mark Charteris	106.0	87	Michelle Hayw ard	97.2	1	Mark Charteris	122.2
3	17	Alan Cook	104.2	2	John Harrison	93.2	33	Tom Brow n	120.4
4	33	Tom Brow n	103.1	79	Andreas Floth	92.8	17	Alan Cook	119.6
5	87	Michelle Hayw ard	95.2	72	Jonathan Loader	91.8	90	Guy Sheppard	113.5
6	81	Roger Waite	94.6	154	Charlie Besley	90.7	81	Roger Waite	112.8
7	79	Andreas Floth	94.2	90	Guy Sheppard	89.8	79	Andreas Floth	112.6
8	90	Guy Sheppard	93.9	60	Brian Hunter	88.7	154	Charlie Besley	112.6
9	154	Charlie Besley	93.6	17	Alan Cook	86.2	72	Jonathan Loader	112.4
10	72	Jonathan Loader	93.5	54	Barry Webb	85.7	87	Michelle Hayw ard	112.2
11	68	David Facer	93.1	68	David Facer	84.7	68	David Facer	110.2
12	54	Barry Webb	91.7	81	Roger Waite	83.3	54	Barry Webb	107.9
13	60	Brian Hunter	90.9	56	Andy Hammond	82.4	55	Adam Paterson	107.4
14	55	Adam Paterson	90.6	55	Adam Paterson	82.1	60	Brian Hunter	107.4
15	56	Andy Hammond	90.0	33	Tom Brow n	81.7	56	Andy Hammond	106.2
16	69	Alan Davenport	88.8	69	Alan Davenport	79.9	69	Alan Davenport	105.0
17	45	Chris Tolchard	86.5	82	Steve Clamp	76.5	82	Steve Clamp	100.5
18	82	Steve Clamp	83.5	40	Colin Ralph	75.5	45	Chris Tolchard	99.5
19	40	Colin Ralph	82.4	45	Chris Tolchard	73.6	40	Colin Ralph	98.3

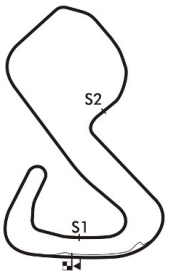

Session Start: 16:39:36 - Finish: 16:45:43
Weather/Track Conditions: Bright / Dry
Circuit: Brands Hatch Grand Prix Circuit
Track Length: 3.916 Km - 2.4330 miles

Printed: 01-07-2018 - 16:52

Legends of Brands Hatch Superprix - 30 Jun - 1 Jul 2018

HSCC Classic Clubmans

Race 16 - Lap Chart

Lap 1			Lap 2			Lap 3			Lap 4		
NO	Behind	Laptime	NO	Behind	Laptime	NO	Behind	Laptime	NO	Behind	Laptime
1		1:38.400	1		1:29.707	1		1:29.123	1		1:29.677
2	0.406	1:38.806	2	2.244	1:31.545	2	5.017	1:31.896	82	1 LAP	2:03.111
17	4.702	1:43.102	17	12.189	1:37.194	17	20.127	1:37.061	2	7.392	1:32.052
33	5.838	1:44.238	33	14.037	1:37.906	33	22.359	1:37.445	17	27.344	1:36.894
87	6.695	1:45.095	87	14.452	1:37.464	87	22.909	1:37.580	33	29.782	1:37.100
72	10.303	1:48.703	72	22.814	1:42.218	72	36.135	1:42.444	87	30.671	1:37.439
55	11.291	1:49.691	55	24.131	1:42.547	55	37.520	1:42.512	72	49.005	1:42.547
54	12.351	1:50.751	54	25.962	1:43.318	79	38.946	1:41.936	55	50.158	1:42.315
79	13.773	1:52.173	79	26.133	1:42.067	154	40.347	1:42.421	79	50.937	1:41.668
154	14.481	1:52.881	154	27.049	1:42.275	54	42.262	1:45.423	154	52.053	1:41.383
90	15.406	1:53.806	81	31.130	1:44.735	81	45.768	1:43.761	54	55.089	1:42.504
81	16.102	1:54.502	90	31.884	1:46.185	68	46.331	1:42.628	81	59.430	1:43.339
68	17.255	1:55.655	68	32.826	1:45.278	90	47.461	1:44.700	68	1:00.007	1:43.353
60	17.938	1:56.338	60	34.193	1:45.962	60	48.933	1:43.863	90	1:03.183	1:45.399
56	18.331	1:56.731	56	35.033	1:46.409	56	50.401	1:44.491	60	1:04.388	1:45.132
69	21.521	1:59.921	69	38.626	1:46.812	69	55.303	1:45.800	69	1:11.049	1:45.423
45	26.773	2:05.173	45	53.553	1:56.487	45	1:21.841	1:57.411	45	1:49.213	1:57.049
40	28.198	2:06.598	40	57.581	1:59.090	40	1:25.481	1:57.023	40	1:58.635	2:02.831
82	31.877	2:10.277	82	1:03.026	2:00.856						

Session Start: 16:39:36 - Finish: 16:45:43
Weather/Track Conditions: Bright / Dry
Circuit: Brands Hatch Grand Prix Circuit
Track Length: 3.916 Km - 2.4330 miles
Printed: 01-07-2018 - 16:53

MST
Results: www.mstworld.com. Live Timing: https://livetiming.getraceresults.com/mst. Email: timing@mstworld.com

Legends of Brands Hatch Superprix - 30 Jun - 1 Jul 2018

HSCC/HRSR Historic Touring Cars

Qualifying for Race 17 - Classification

Sheet No:

POS	NO	DRIVER/S	CLASS	CLASS POS	CAR MAKE / MODEL	TIME	ON	LAPS	GAP	DIFF	MPH
1	42	John Spiers	K2	1	Ford Lotus Cortina	1:50.876	3	6			79.00
2	5	Philip House	C	1	Ford Lotus Cortina	1:51.186	5	6	0.310	0.310	78.78
3	32	Richard Belcher	B	1	Ford Lotus Cortina	1:51.742	5	6	0.866	0.556	78.38
4	15	Mark Watts	K1	1	Ford Mustang	1:52.101	5	6	1.225	0.359	78.13
5	69	Bob Bullen	C	2	Ford Anglia	1:52.218	5	6	1.342	0.117	78.05
6	128	Alex Thistlethwayte	K1	2	Ford Mustang	1:53.018	5	6	2.142	0.800	77.50
7	56	David Alexander	C	3	Alfa Romeo Sprint GT	1:53.819	5	6	2.943	0.801	76.95
8	85	Roger Godfrey	D	1	Austin Cooper S	1:54.211	5	6	3.335	0.392	76.69
9	88	Nick Paddy	K3	1	Morris Mini Cooper S	1:54.240	5	6	3.364	0.029	76.67
10	160	Nick Stagg	K2	2	Ford Lotus Cortina	1:55.714	4	5	4.838	1.474	75.69
11	1	Steven Platts	E	1	Singer Chamois	1:56.049	2	2	5.173	0.335	75.47
12	97	David Heale	E	2	Hillman Imp	1:57.264	4	5	6.388	1.215	74.69
13	47	Nigel Cox	K2	3	Ford Lotus Cortina	1:57.407	3	6	6.531	0.143	74.60
14	60	Norman Ricketts	K2	4	Ford Lotus Cortina	1:57.407	5	5	6.531	0.000	74.60
15	74	Nick Riley	K3	2	Austin Mini Cooper S	1:59.396	4	4	8.520	1.989	73.36
16	27	Martin Reynolds	C	4	Ford Anglia	2:01.261	5	5	10.385	1.865	72.23
17	177	Bernardo Hartogs	INV	1	Alfa Romeo Giulia Sprint	2:04.128	3	3	13.252	2.867	70.56
18	71	Larry Warr	K3	3	Morris Mini Cooper S	2:04.219	4	4	13.343	0.091	70.51
19	28	David Erwin	K2	5	Alfa Romeo Giulia Ti Super	2:05.624	3	5	14.748	1.405	69.72
20	98	Will Walker	E	3	Hillman Imp	2:06.606	2	4	15.730	0.982	69.18
21	61	Brian Webb	C	5	Ford Anglia 105E	2:06.997	5	5	16.121	0.391	68.97
22	68	John Marsden	D	2	Austin Cooper S	2:09.299	4	5	18.423	2.302	67.74

Car 74 requires a working transponder - Regulation Q12.2.1 refers.
A 30 second penalty will be applied if not working in the race.
Cars 15 & 69 - transponder working intermittently, please check position.

Session Start: 10:26:07 - Finish: 10:38:54
Weather/Track Conditions: Sunny / Dry
Circuit: Brands Hatch Grand Prix Circuit
Track Length: 3.916 Km - 2.4330 miles

These results are provisional until the conclusion of any judicial and technical matters.

Clerk of the Course:	Timekeeper:	Issued at:
	Nick Palmer	

MST

Printed: 01-07-2018 - 10:39

Legends of Brands Hatch Superprix - 30 Jun - 1 Jul 2018

HSCC/HRSR Historic Touring Cars

Qualifying for Race 17 - Sector Analysis

1	Steven Platts (E)								Singer Chamois							
lap	Sect-1	Speed	Sect-2	Speed	Sect-3	Speed	Laptime	Pit	lap	Sect-1	Speed	Sect-2	Speed	Sect-3	Speed	Laptime	Pit
1	Out	69.0	58.435	68.5	28.552	98.7	2:15.780		2	36.376	78.9	51.913	72.1	27.760	99.2	1:56.049	

5	Philip House (C)								Ford Lotus Cortina							
lap	Sect-1	Speed	Sect-2	Speed	Sect-3	Speed	Laptime	Pit	lap	Sect-1	Speed	Sect-2	Speed	Sect-3	Speed	Laptime	Pit
1	Out	79.5	53.148	73.7	27.950	104.2	2:04.038		4	34.621	88.4	50.783	76.4	27.039	104.2	1:52.443	
2	35.179	88.2	50.790	76.2	26.988	105.5	1:52.957		5	34.668	87.9	49.644	77.7	26.874	104.7	1:51.186	
3	35.361	86.9	49.815	78.3	26.868	104.7	1:52.044		6	34.527	88.2	58.043	57.2	35.023	75.1	2:07.593	

15	Mark Watts (K1)								Ford Mustang							
lap	Sect-1	Speed	Sect-2	Speed	Sect-3	Speed	Laptime	Pit	lap	Sect-1	Speed	Sect-2	Speed	Sect-3	Speed	Laptime	Pit
1	Out	65.6	54.277	64.1	28.857	116.1	2:07.651		4	35.820	79.1	50.653	74.9	26.806	117.7	1:53.279	
2	37.449	73.5	51.418	67.7	26.941	117.7	1:55.808		5	35.531	81.4	50.429	75.1	26.141	128.0	1:52.101	
3	36.038	72.8	51.307	72.5	26.446	127.3	1:53.791		6	38.571	73.4	55.131	67.4	28.103	117.1	2:01.805	

27	Martin Reynolds (C)								Ford Anglia							
lap	Sect-1	Speed	Sect-2	Speed	Sect-3	Speed	Laptime	Pit	lap	Sect-1	Speed	Sect-2	Speed	Sect-3	Speed	Laptime	Pit
1	Out	69.8	57.922	68.9	30.205	94.6	2:12.606		4	38.698	70.4	57.905	67.8	29.355	97.9	2:05.958	
2	38.415	75.8	56.287	68.1	29.835	97.6	2:04.537		5	37.603	80.7	54.848	72.6	28.810	98.1	2:01.261	
3	41.127	76.1	56.085	68.7	29.431	95.8	2:06.643		6								

28	David Erwin (K2)								Alfa Romeo Giulia Ti Super							
lap	Sect-1	Speed	Sect-2	Speed	Sect-3	Speed	Laptime	Pit	lap	Sect-1	Speed	Sect-2	Speed	Sect-3	Speed	Laptime	Pit
1	Out	75.9	59.385	63.3	30.258	97.3	2:14.568		4	39.820	78.6	55.944	71.1	30.262	90.5	2:06.026	
2	40.255	74.4	59.906	64.8	31.363	95.5	2:11.524		5	41.604	75.7	57.915	68.3	31.694	94.6	2:11.213	
3	38.746	77.4	56.637	69.3	30.241	95.4	2:05.624		6								

32	Richard Belcher (B)								Ford Lotus Cortina							
lap	Sect-1	Speed	Sect-2	Speed	Sect-3	Speed	Laptime	Pit	lap	Sect-1	Speed	Sect-2	Speed	Sect-3	Speed	Laptime	Pit
1	Out	78.3	53.704	64.2	27.745	105.7	2:04.188		4	34.931	84.4	50.398	66.7	27.109	107.0	1:52.438	
2	35.553	85.4	53.569	33.0	28.329	106.2	1:57.451		5	34.896	87.2	49.916	75.6	26.930	107.4	1:51.742	
3	35.523	84.6	50.616	69.7	27.286	106.9	1:53.425		6	34.593	86.5	51.110	76.0	27.955	106.9	1:53.658	

42	John Spiers (K2)								Ford Lotus Cortina							
lap	Sect-1	Speed	Sect-2	Speed	Sect-3	Speed	Laptime	Pit	lap	Sect-1	Speed	Sect-2	Speed	Sect-3	Speed	Laptime	Pit
1	Out	82.0	52.456	61.6	28.383	106.0	2:01.916		4	34.912	88.0	49.402	76.8	26.739	106.7	1:51.053	
2	35.605	85.1	51.088	75.1	27.225	103.9	1:53.918		5	34.985	87.6	49.486	78.4	26.822	106.5	1:51.293	
3	34.771	87.2	49.455	80.9	26.650	105.2	1:50.876		6	35.355	86.1	51.089	74.8	27.556	104.5	1:54.000	

47	Nigel Cox (K2)								Ford Lotus Cortina							
lap	Sect-1	Speed	Sect-2	Speed	Sect-3	Speed	Laptime	Pit	lap	Sect-1	Speed	Sect-2	Speed	Sect-3	Speed	Laptime	Pit
1	Out	66.6	55.582	65.9	29.511	101.4	2:10.223		4	36.479	82.5	53.124	65.9	28.822	102.3	1:58.425	
2	37.230	83.0	52.859	67.8	28.448	103.1	1:58.537		5	36.205	82.5	53.346	63.7	29.184	102.5	1:58.735	
3	36.569	78.8	52.503	71.5	28.335	103.9	1:57.407		6	36.643	83.5	52.416	70.1	28.951	101.9	1:58.010	

56	David Alexander (C)								Alfa Romeo Sprint GT							
lap	Sect-1	Speed	Sect-2	Speed	Sect-3	Speed	Laptime	Pit	lap	Sect-1	Speed	Sect-2	Speed	Sect-3	Speed	Laptime	Pit
1	Out	75.2	52.921	67.8	28.942	100.0	2:04.084		4	35.979	84.5	51.132	74.9	27.298	103.0	1:54.409	
2	35.804	81.5	52.513	67.1	28.358	100.2	1:56.675		5	35.820	83.5	50.578	73.9	27.421	103.4	1:53.819	
3	35.963	83.7	51.879	73.7	27.452	102.6	1:55.294		6	35.517	77.4	52.177	73.7	30.060	94.8	1:57.754	

60	Norman Ricketts (K2)								Ford Lotus Cortina							
lap	Sect-1	Speed	Sect-2	Speed	Sect-3	Speed	Laptime	Pit	lap	Sect-1	Speed	Sect-2	Speed	Sect-3	Speed	Laptime	Pit
1	Out	69.8	57.577	62.7	29.883	103.3	2:13.571		4	38.117	78.3	53.372	54.3	50.075	101.9	2:21.564	
2	37.722	79.0	54.011	68.6	28.563	104.4	2:00.296		5	37.412	81.6	52.165	76.1	27.830	102.8	1:57.407	
3	37.648	79.6	51.991	75.9	28.002	104.4	1:57.641		6								

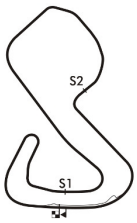

Session Start: 10:26:07 - Finish: 10:38:54
Weather/Track Conditions: Sunny / Dry
Circuit: Brands Hatch Grand Prix Circuit
Track Length: 3.916 Km - 2.4330 miles
Printed: 01-07-2018 - 10:40

Legends of Brands Hatch Superprix - 30 Jun - 1 Jul 2018

HSCC/HRSR Historic Touring Cars

Qualifying for Race 17 - Sector Analysis

61 Brian Webb (C) — Ford Anglia 105E

lap	Sect-1	Speed	Sect-2	Speed	Sect-3	Speed	Laptime	Pit	lap	Sect-1	Speed	Sect-2	Speed	Sect-3	Speed	Laptime	Pit
1	Out	71.8	58.028	69.2	30.346	97.2	2:16.474		4	39.264	77.4	58.368	61.9	29.937	99.2	2:07.569	
2	40.281	69.5	1:00.957	68.9	30.025	98.4	2:11.263		5	39.555	74.6	57.064	67.5	30.378	98.7	2:06.997	
3	40.264	74.6	57.868	59.2	30.569	99.0	2:08.701		6								

68 John Marsden (D) — Austin Cooper S

lap	Sect-1	Speed	Sect-2	Speed	Sect-3	Speed	Laptime	Pit	lap	Sect-1	Speed	Sect-2	Speed	Sect-3	Speed	Laptime	Pit
1	Out	66.1	1:02.269	61.7	31.058	89.9	2:19.013		4	38.997	75.7	59.828	64.2	30.474	94.2	2:09.299	
2	39.973	73.5	1:01.153	65.7	32.300	90.3	2:13.426		5	40.968	73.1	59.008	67.2	30.752	93.3	2:10.728	
3	39.755	73.2	59.653	62.7	30.304	93.3	2:09.712		6								

69 Bob Bullen (C) — Ford Anglia

lap	Sect-1	Speed	Sect-2	Speed	Sect-3	Speed	Laptime	Pit	lap	Sect-1	Speed	Sect-2	Speed	Sect-3	Speed	Laptime	Pit
1	Out	73.4	54.484	70.3	28.874	100.3	2:06.276		4	34.597	86.7	50.489	69.7	27.325	102.3	1:52.411	
2	35.997	85.1	51.131	68.0	27.410	102.0	1:54.538		5	34.934	86.1	50.283	79.6	27.001		1:52.218	
3	34.813	86.0	50.613	73.4	27.325	103.0	1:52.751		6	37.652	80.9	51.185	73.3	27.668	102.2	1:56.505	

71 Larry Warr (K3) — Morris Mini Cooper S

lap	Sect-1	Speed	Sect-2	Speed	Sect-3	Speed	Laptime	Pit	lap	Sect-1	Speed	Sect-2	Speed	Sect-3	Speed	Laptime	Pit
1	Out	67.6	59.479	67.2	30.797	94.3	2:18.131		3	37.597	78.2	57.380	71.8	30.408	92.6	2:05.385	
2	38.244	74.2	58.845	69.8	29.839	94.7	2:06.928		4	37.777	80.3	56.684	71.6	29.758	95.2	2:04.219	

74 Nick Riley (K3) — Austin Mini Cooper S

lap	Sect-1	Speed	Sect-2	Speed	Sect-3	Speed	Laptime	Pit	lap	Sect-1	Speed	Sect-2	Speed	Sect-3	Speed	Laptime	Pit
1							2:04.313		3							2:02.588	
2							2:02.927		4							1:59.396	

85 Roger Godfrey (D) — Austin Cooper S

lap	Sect-1	Speed	Sect-2	Speed	Sect-3	Speed	Laptime	Pit	lap	Sect-1	Speed	Sect-2	Speed	Sect-3	Speed	Laptime	Pit
1	Out	75.1	53.677	64.6	28.258	100.5	2:03.337		4	35.735	83.2	52.206	68.4	27.658	99.7	1:55.599	
2	36.640	79.4	52.266	69.7	27.822	100.6	1:56.728		5	35.598	81.8	51.141	75.3	27.472	100.6	1:54.211	
3	35.344	82.3	51.672	72.3	27.210	101.6	1:54.226		6	36.019	81.4	53.096	73.8	30.758	97.6	1:59.873	

88 Nick Paddy (K3) — Morris Mini Cooper S

lap	Sect-1	Speed	Sect-2	Speed	Sect-3	Speed	Laptime	Pit	lap	Sect-1	Speed	Sect-2	Speed	Sect-3	Speed	Laptime	Pit
1	Out	70.1	54.555	67.4	28.509	100.2	2:04.914		4	35.570	85.7	51.487	75.6	27.313	101.1	1:54.370	
2	36.236	85.6	51.516	69.2	28.209	101.1	1:55.961		5	35.960	85.1	51.082	77.7	27.198	102.2	1:54.240	
3	35.814	85.4	52.073	73.1	27.257	101.7	1:55.144		6	35.996	86.3	52.268	76.2	28.827	101.9	1:57.091	

97 David Heale (E) — Hillman Imp

lap	Sect-1	Speed	Sect-2	Speed	Sect-3	Speed	Laptime	Pit	lap	Sect-1	Speed	Sect-2	Speed	Sect-3	Speed	Laptime	Pit
1	Out	70.7	58.993	63.3	30.539	92.6	2:14.946		4	35.865	83.5	53.552	73.7	27.847	101.1	1:57.264	
2	36.073	83.9	1:09.015	79.4	28.084	100.5	2:13.172		5	36.382	83.5	52.582	73.9	30.167	91.2	1:59.131	
3	35.770	82.6	53.498	68.7	28.684	97.6	1:57.952		6								

98 Will Walker (E) — Hillman Imp

lap	Sect-1	Speed	Sect-2	Speed	Sect-3	Speed	Laptime	Pit	lap	Sect-1	Speed	Sect-2	Speed	Sect-3	Speed	Laptime	Pit
1	Out	71.9	59.643	63.7	31.268	91.2	2:14.487		3	38.749	75.2	59.515	63.5	31.333	84.6	2:09.597	
2	38.987	71.9	57.483	64.2	30.136	91.4	2:06.606		4	39.263	72.8	58.896	64.9	31.701	82.7	2:09.860	

128 Alex Thistlethwayte (K1) — Ford Mustang

lap	Sect-1	Speed	Sect-2	Speed	Sect-3	Speed	Laptime	Pit	lap	Sect-1	Speed	Sect-2	Speed	Sect-3	Speed	Laptime	Pit
1	Out	64.5	55.426	67.8	28.853	113.3	2:07.393		4	35.731	88.9	52.364	75.1	26.853	113.5	1:54.948	
2	35.991	88.5	52.211	74.9	27.479	115.5	1:55.681		5	35.542	88.7	50.776	77.4	26.700	115.1	1:53.018	
3	36.944	91.0	50.609	74.4	26.792	114.9	1:54.345		6	35.156	91.7	51.799	73.4	27.622	115.3	1:54.577	

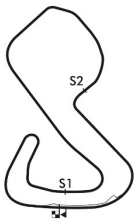

Session Start: 10:26:07 - Finish: 10:38:54
Weather/Track Conditions: Sunny / Dry
Circuit: Brands Hatch Grand Prix Circuit
Track Length: 3.916 Km - 2.4330 miles

MST

Printed: 01-07-2018 - 10:40

Legends of Brands Hatch Superprix - 30 Jun - 1 Jul 2018

HSCC/HRSR Historic Touring Cars

Qualifying for Race 17 - Sector Analysis

160	Nick Stagg (K2)								Ford Lotus Cortina								
lap	Sect-1	Speed	Sect-2	Speed	Sect-3	Speed	Laptime	Pit	lap	Sect-1	Speed	Sect-2	Speed	Sect-3	Speed	Laptime	Pit
1	Out	77.0	1:01.008	65.3	30.221	84.3	2:15.523		4	35.935	78.2	52.330	73.7	27.449	107.0	1:55.714	
2	40.505	67.5	55.340	75.0	28.168	105.2	2:04.013		5	36.174	82.2	53.078	73.3	28.170	103.3	1:57.422	
3	36.677	80.4	55.941	68.5	27.977	104.1	2:00.595		6								

177	Bernardo Hartogs (INV)								Alfa Romeo Giulia Sprint GTA								
lap	Sect-1	Speed	Sect-2	Speed	Sect-3	Speed	Laptime	Pit	lap	Sect-1	Speed	Sect-2	Speed	Sect-3	Speed	Laptime	Pit
1	Out	72.6	58.161	70.9	29.910	91.1	2:11.234		3	38.425	76.4	56.504	74.3	29.199	93.9	2:04.128	
2	39.065	67.8	56.772	71.7	29.130	92.7	2:04.967		4								

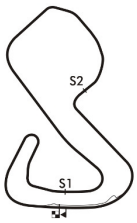

Session Start: 10:26:07 - Finish: 10:38:54
Weather/Track Conditions: Sunny / Dry
Circuit: Brands Hatch Grand Prix Circuit
Track Length: 3.916 Km - 2.4330 miles
Printed: 01-07-2018 - 10:40

Legends of Brands Hatch Superprix - 30 Jun - 1 Jul 2018

HSCC/HRSR Historic Touring Cars

Qualifying for Race 17 - Best Sector Times

	SECTOR 1			SECTOR 2			SECTOR 3		
	NO	TIME	LAP	NO	TIME	LAP	NO	TIME	LAP
1	5	34.527	6	42	49.402	4	15	26.141	5
2	32	34.593	6	5	49.644	5	42	26.650	3
3	69	34.597	4	32	49.916	5	128	26.700	5
4	42	34.640	7	69	50.283	5	5	26.868	3
5	128	35.156	6	15	50.429	5	32	26.930	5
6	85	35.344	3	56	50.578	5	69	27.001	5
7	56	35.517	6	128	50.609	3	88	27.198	5
8	15	35.531	5	88	51.082	5	85	27.210	3
9	88	35.570	4	85	51.141	5	56	27.298	4
10	97	35.770	3	1	51.913	2	160	27.449	4
11	160	35.935	4	60	51.991	3	1	27.760	2
12	47	36.205	5	160	52.330	4	60	27.830	5
13	1	36.376	2	47	52.416	6	97	27.847	4
14	60	37.151	6	97	52.582	5	47	28.335	3
15	71	37.597	3	27	54.848	5	27	28.810	5
16	27	37.603	5	28	55.944	4	177	29.130	2
17	177	37.648	4	177	56.504	3	71	29.758	4
18	28	38.746	3	71	56.684	4	61	29.937	4
19	98	38.749	3	61	57.064	5	98	30.136	2
20	68	38.997	4	98	57.483	2	28	30.241	3
21	61	39.264	4	68	59.008	5	68	30.304	3
22	74			74			74		

IDEAL / BEST LAP COMPARISON

NO	NAME	BEST	IN	IDEAL	DIFF
42	John Spiers	1:50.876	3	1:50.692	+0.184
5	Philip House	1:51.186	5	1:51.039	+0.147
32	Richard Belcher	1:51.742	5	1:51.439	+0.303
15	Mark Watts	1:52.101	5	1:52.101	+0.000
69	Bob Bullen	1:52.218	5	1:51.881	+0.337
128	Alex Thistlethwayte	1:53.018	5	1:52.465	+0.553
56	David Alexander	1:53.819	5	1:53.393	+0.426
85	Roger Godfrey	1:54.211	5	1:53.695	+0.516
88	Nick Paddy	1:54.240	5	1:53.850	+0.390
160	Nick Stagg	1:55.714	4	1:55.714	+0.000
1	Steven Platts	1:56.049	2	1:56.049	+0.000
97	David Heale	1:57.264	4	1:56.199	+1.065
47	Nigel Cox	1:57.407	3	1:56.956	+0.451
60	Norman Ricketts	1:57.407	5	1:56.972	+0.435
74	Nick Riley	1:59.396	4		+
27	Martin Reynolds	2:01.261	5	2:01.261	+0.000
177	Bernardo Hartogs	2:04.128	3	2:03.282	+0.846
71	Larry Warr	2:04.219	4	2:04.039	+0.180
28	David Erwin	2:05.624	3	2:04.931	+0.693
98	Will Walker	2:06.606	2	2:06.368	+0.238
61	Brian Webb	2:06.997	5	2:06.265	+0.732
68	John Marsden	2:09.299	4	2:08.309	+0.990

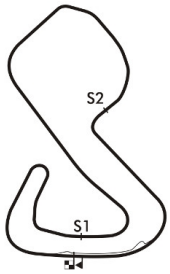

Session Start: 10:26:07 - Finish: 10:38:54
Weather/Track Conditions: Sunny / Dry
Circuit: Brands Hatch Grand Prix Circuit
Track Length: 3.916 Km - 2.4330 miles

Printed: 01-07-2018 - 10:40

Legends of Brands Hatch Superprix - 30 Jun - 1 Jul 2018

HSCC/HRSR Historic Touring Cars

Qualifying for Race 17 - Best Sector Speeds

	NO	SECTOR 1	MPH	NO	SECTOR 2	MPH	NO	SECTOR 3	MPH
1	128	Alex Thistlethwayte	91.7	42	John Spiers	80.9	15	Mark Watts	128.0
2	5	Philip House	88.4	69	Bob Bullen	79.6	128	Alex Thistlethwayte	115.5
3	42	John Spiers	88.0	97	David Heale	79.4	32	Richard Belcher	107.4
4	32	Richard Belcher	87.2	5	Philip House	78.3	160	Nick Stagg	107.0
5	69	Bob Bullen	86.7	88	Nick Paddy	77.7	42	John Spiers	106.7
6	88	Nick Paddy	86.3	128	Alex Thistlethwayte	77.4	5	Philip House	105.5
7	56	David Alexander	84.5	60	Norman Ricketts	76.1	60	Norman Ricketts	104.4
8	97	David Heale	83.9	32	Richard Belcher	76.0	47	Nigel Cox	103.9
9	47	Nigel Cox	83.5	85	Roger Godfrey	75.3	56	David Alexander	103.4
10	85	Roger Godfrey	83.2	15	Mark Watts	75.1	69	Bob Bullen	103.0
11	160	Nick Stagg	82.2	160	Nick Stagg	75.0	88	Nick Paddy	102.2
12	60	Norman Ricketts	81.6	56	David Alexander	74.9	85	Roger Godfrey	101.6
13	15	Mark Watts	81.4	177	Bernardo Hartogs	74.3	97	David Heale	101.1
14	27	Martin Reynolds	80.7	27	Martin Reynolds	72.6	1	Steven Platts	99.2
15	71	Larry Warr	80.3	1	Steven Platts	72.1	61	Brian Webb	99.2
16	1	Steven Platts	78.9	71	Larry Warr	71.8	27	Martin Reynolds	98.1
17	28	David Erwin	78.6	47	Nigel Cox	71.5	28	David Erwin	97.3
18	61	Brian Webb	77.4	28	David Erwin	71.1	71	Larry Warr	95.2
19	177	Bernardo Hartogs	77.4	61	Brian Webb	69.2	68	John Marsden	94.2
20	68	John Marsden	75.7	68	John Marsden	67.2	177	Bernardo Hartogs	93.9
21	98	Will Walker	75.2	98	Will Walker	64.9	98	Will Walker	91.4
22	74	Nick Riley	0.0	74	Nick Riley	0.0	74	Nick Riley	0.0

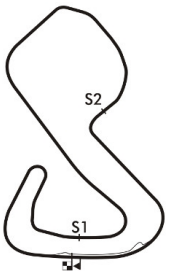

Session Start: 10:26:07 - Finish: 10:38:54
Weather/Track Conditions: Sunny / Dry
Circuit: Brands Hatch Grand Prix Circuit
Track Length: 3.916 Km - 2.4330 miles

Printed: 01-07-2018 - 10:40

Legends of Brands Hatch Superprix - 30 Jun - 1 Jul 2018

HSCC/HRSR Historic Touring Cars

Race 17 - Starting Grid

Sheet No:

Start Time : 16:55 - Heat Duration : 20 Minutes

ROW							
11	21	61	Brian Webb	22	68	John Marsden
10	19	28	David Erwin	20	98	Will Walker
9	17	177	Bernardo Hartogs	18	71	Larry Warr
8	15	74	Nick Riley	16	27	Martin Reynolds
7	13	47	Nigel Cox	14	60	Norman Ricketts
6	11	1	Steven Platts	12	97	David Heale
5	9	88	Nick Paddy	10	160	Nick Stagg
4	7	56	David Alexander	8	85	Roger Godfrey
3	5	69	Bob Bullen	6	128	Alex Thistlethwayte
2	3	32	Richard Belcher	4	15	Mark Watts
1	1	42	John Spiers	2	5	Philip House

Pole Right

Circuit: Brands Hatch Grand Prix Circuit
Track Length: 3.916 Km - 2.4330 miles

These results are provisional until the conclusion of any judicial and technical matters.

Clerk of the Course:	Timekeeper:	Issued at:
	Nick Palmer	

MST

Printed : 01-07-2018 - 10:41

Legends of Brands Hatch Superprix - 30 Jun - 1 Jul 2018

HSCC/HRSR Historic Touring Cars

Race 17 - Classification

Sheet No:

POS	NO	DRIVER/S	CLASS	CLASS POS	CAR MAKE / MODEL	TIME	LAPS	GAP	DIFF	MPH	BEST	ON
1	5	Philip House	C	1	Ford Lotus Cortina	20:34.622	11	-- 11 laps		78.03	1:49.990	4
2	42	John Spiers	K2	1	Ford Lotus Cortina	20:35.265	11	0.643	0.643	77.99	1:50.926	4
3	32	Richard Belcher	B	1	Ford Lotus Cortina	20:41.486	11	6.864	6.221	77.60	1:51.513	8
4	15	Mark Watts	K1	1	Ford Mustang	20:49.093	11	14.471	7.607	77.13	1:52.074	6
5	128	Alex Thistlethwayte	K1	2	Ford Mustang	20:50.984	11	16.362	1.891	77.01	1:52.108	9
6	69	Bob Bullen	C	2	Ford Anglia	20:51.822	11	17.200	0.838	76.96	1:51.926	7
7	160	Nick Stagg	K2	2	Ford Lotus Cortina	20:59.314	11	24.692	7.492	76.50	1:52.555	7
8	88	Nick Paddy	K3	1	Morris Mini Cooper S	20:59.864	11	25.242	0.550	76.47	1:52.146	6
9	56	David Alexander	C	3	Alfa Romeo Sprint GT	21:10.154	11	35.532	10.290	75.85	1:53.622	8
10	85	Roger Godfrey	D	1	Austin Cooper S	21:12.860	11	38.238	2.706	75.69	1:52.511	7
11	47	Nigel Cox	K2	3	Ford Lotus Cortina	21:38.557	11	1:03.935	25.697	74.19	1:56.403	6
12	60	Norman Ricketts	K2	4	Ford Lotus Cortina	21:59.910	11	1:25.288	21.353	72.99	1:56.239	3
13	27	Martin Reynolds	C	4	Ford Anglia	22:32.673	11	1:58.051	32.763	71.22	2:00.198	10
14	74	Nick Riley	K3	2	Austin Mini Cooper S	20:36.891	10	-- 10 laps	4.803	70.81	1:59.326	10
15	61	Brian Webb	C	5	Ford Anglia 105E	20:43.497	10	6.606	6.606	70.43	2:01.737	6
16	98	Will Walker	E	1	Hillman Imp	20:49.698	10	12.807	6.201	70.08	2:02.224	5
17	71	Larry Warr	K3	3	Morris Mini Cooper S	20:58.012	10	21.121	8.314	69.62	2:01.887	7
18	68	John Marsden	D	2	Austin Cooper S	21:19.807	10	42.916	21.795	68.44	2:04.876	6
		---------- NOT CLASSIFIED ----------										
DNF	97	David Heale	E		Hillman Imp	13:39.126	7	-- 7 laps --		74.84	1:54.839	4
DNF	1	Steven Platts	E		Singer Chamois	2:06.704	1	-- 1 laps --	1.098	69.13	2:06.704	1
DNF	28	David Erwin	K2		Alfa Romeo Giulia Ti	2:42.719	1	36.015	36.015	53.82		

---------- FASTEST LAP SUMMARY ----------

NO	DRIVER/S	CLASS	CAR MAKE / MODEL	FASTEST LAP	ON	MPH
5	Philip House	C	Ford Lotus Cortina	1:49.990	4	79.63
42	John Spiers	K2	Ford Lotus Cortina	1:50.926	4	78.96
32	Richard Belcher	B	Ford Lotus Cortina	1:51.513	8	78.54
15	Mark Watts	K1	Ford Mustang	1:52.074	6	78.15
88	Nick Paddy	K3	Morris Mini Cooper S	1:52.146	6	78.10
85	Roger Godfrey	D	Austin Cooper S	1:52.511	7	77.85
97	David Heale	E	Hillman Imp	1:54.839	4	76.27

Car 177 - non starter.
Cars 15, 69 & 74 - transponder working intermittently, please check position.

Session Start: 16:57:06 - Finish: 17:17:41
Weather/Track Conditions: Bright / Dry
Circuit: Brands Hatch Grand Prix Circuit
Track Length: 3.916 Km - 2.4330 miles

These results are provisional until the conclusion of any judicial and technical matters.

Clerk of the Course:	Timekeeper:	Issued at:
	Nick Palmer	

MST

Printed: 01-07-2018 - 17:19

Legends of Brands Hatch Superprix - 30 Jun - 1 Jul 2018

HSCC/HRSR Historic Touring Cars

Race 17 - Sector Analysis

1	Steven Platts (E)								Singer Chamois							
lap	Sect-1	Speed	Sect-2	Speed	Sect-3	Speed	Laptime	Pit	lap	Sect-1	Speed	Sect-2	Speed	Sect-3	Speed	Laptime	Pit
1		77.9	52.966	76.5	27.989	99.5	2:06.704		2								

5	Philip House (C)								Ford Lotus Cortina							
lap	Sect-1	Speed	Sect-2	Speed	Sect-3	Speed	Laptime	Pit	lap	Sect-1	Speed	Sect-2	Speed	Sect-3	Speed	Laptime	Pit
1		88.5	51.024	77.2	26.930	104.2	1:58.996		7	34.711	87.2	50.781	77.1	26.877	103.6	1:52.369	
2	34.656	88.8	49.447	79.5	26.663	103.7	1:50.766		8	34.784	88.6	49.918	77.2	27.026	105.0	1:51.728	
3	34.334	89.9	49.065	78.5	26.694	104.5	1:50.093		9	34.581	86.8	49.842	76.1	27.497	103.7	1:51.920	
4	34.216	88.8	49.106	76.6	26.668	105.0	1:49.990		10	34.906	87.8	50.639	80.7	27.381	105.0	1:52.926	
5	34.915	87.4	50.376	73.6	26.926	104.7	1:52.217		11	34.633	87.7	50.434	81.8	27.403	101.2	1:52.470	
6	35.097	87.2	49.474	77.5	26.576	104.9	1:51.147		12								

15	Mark Watts (K1)								Ford Mustang							
lap	Sect-1	Speed	Sect-2	Speed	Sect-3	Speed	Laptime	Pit	lap	Sect-1	Speed	Sect-2	Speed	Sect-3	Speed	Laptime	Pit
1		82.5	51.571	73.1	26.317	128.2	1:59.407		7	35.865	79.7	50.399	77.1	26.145	118.5	1:52.409	
2	36.624	84.2	50.969	73.5	26.318	127.8	1:53.911		8	35.824	84.1	50.334	74.1	26.195	127.3	1:52.353	
3	36.595	80.8	50.810	69.6	26.261	128.7	1:53.666		9	35.703	86.8	50.645	75.2	26.366	125.6	1:52.714	
4	36.075	79.9	51.311	76.8	26.379	128.2	1:53.765		10	35.721	79.4	50.305	73.7	26.489	129.2	1:52.515	
5	36.129	78.7	50.919	77.7	26.208	128.2	1:53.256		11	36.046	75.8	50.518	73.7	26.459	112.6	1:53.023	
6	35.930	82.0	50.039	76.6	26.105	117.9	1:52.074		12								

27	Martin Reynolds (C)								Ford Anglia							
lap	Sect-1	Speed	Sect-2	Speed	Sect-3	Speed	Laptime	Pit	lap	Sect-1	Speed	Sect-2	Speed	Sect-3	Speed	Laptime	Pit
1		70.7	55.707	71.3	29.471	96.7	2:12.810		7	37.411	78.8	55.165	72.3	28.670	97.9	2:01.246	
2	37.868	79.7	56.234	69.9	29.021	98.0	2:03.123		8	37.278	80.5	54.330	73.8	28.969	97.4	2:00.577	
3	37.948	79.9	57.341	68.5	29.140	97.4	2:04.429		9	37.225	79.9	54.841	72.8	28.283	98.4	2:00.349	
4	38.233	75.8	56.775	71.0	29.131	97.4	2:04.139		10	37.041	81.1	54.636	71.1	28.521	98.0	2:00.198	
5	37.744	78.7	56.308	71.0	28.818	97.4	2:02.870		11	37.180	81.5	54.703	71.5	28.702	96.0	2:00.585	
6	37.827	79.9	55.613	72.1	28.907	98.1	2:02.347		12								

28	David Erwin (K2)								Alfa Romeo Giulia Ti Super							
lap	Sect-1	Speed	Sect-2	Speed	Sect-3	Speed	Laptime	Pit	lap	Sect-1	Speed	Sect-2	Speed	Sect-3	Speed	Laptime	Pit
1		74.2	56.721	66.1	In		2:42.719	P	2								

32	Richard Belcher (B)								Ford Lotus Cortina							
lap	Sect-1	Speed	Sect-2	Speed	Sect-3	Speed	Laptime	Pit	lap	Sect-1	Speed	Sect-2	Speed	Sect-3	Speed	Laptime	Pit
1		87.2	51.337	73.0	26.923	108.2	2:00.371		7	34.861	86.4	49.973	75.1	26.724	107.9	1:51.558	
2	34.988	88.0	50.199	73.8	26.915	107.0	1:52.102		8	34.842	87.6	49.921	73.6	26.750	108.4	1:51.513	
3	34.843	87.7	50.166	73.8	27.063	107.0	1:52.072		9	35.106	86.1	50.301	75.3	26.856	107.6	1:52.263	
4	34.912	86.2	50.205	71.0	27.142	107.2	1:52.259		10	35.006	87.4	50.265	72.6	26.772	108.4	1:52.043	
5	35.292	84.7	50.279	73.6	26.874	107.6	1:52.445		11	34.873	88.1	50.339	74.9	27.044	103.1	1:52.256	
6	35.121	85.9	50.457	75.4	27.026	107.6	1:52.604		12								

42	John Spiers (K2)								Ford Lotus Cortina							
lap	Sect-1	Speed	Sect-2	Speed	Sect-3	Speed	Laptime	Pit	lap	Sect-1	Speed	Sect-2	Speed	Sect-3	Speed	Laptime	Pit
1		87.1	49.505	78.4	26.490	104.5	1:56.484		7	35.007	87.3	51.314	76.4	26.590	106.7	1:52.911	
2	35.068	87.1	49.507	80.8	26.819	104.2	1:51.394		8	35.450	87.7	49.465	75.2	26.969	106.9	1:51.884	
3	34.748	87.4	49.436	79.2	26.746	104.5	1:50.930		9	35.229	86.9	49.413	76.9	27.145	106.0	1:51.787	
4	34.464	87.3	49.539	76.7	26.923	104.7	1:50.926		10	35.628	87.3	50.545	79.8	26.760	108.2	1:52.933	
5	34.867	88.2	50.247	81.2	27.033	104.5	1:52.147		11	35.182	88.2	50.048	78.4	27.700	106.4	1:52.930	
6	34.900	87.2	49.335	78.4	26.704	104.4	1:50.939		12								

47	Nigel Cox (K2)								Ford Lotus Cortina							
lap	Sect-1	Speed	Sect-2	Speed	Sect-3	Speed	Laptime	Pit	lap	Sect-1	Speed	Sect-2	Speed	Sect-3	Speed	Laptime	Pit
1		82.5	52.249	69.2	28.705	103.4	2:07.208		7	36.137	84.4	53.094	66.0	28.226	102.5	1:57.457	
2	36.721	82.5	52.163	72.0	28.691	103.3	1:57.575		8	36.136	84.3	52.689	63.6	28.339	103.1	1:57.164	
3	36.294	84.0	52.356	66.0	28.283	103.1	1:56.933		9	36.171	84.1	52.360	70.2	28.799	103.1	1:57.330	
4	36.033	84.7	52.389	66.2	28.379	103.3	1:56.801		10	36.849	83.4	52.440	63.4	28.169	103.0	1:57.458	
5	36.345	84.3	52.535	65.4	28.470	103.4	1:57.350		11	36.725	84.5	51.634	66.9	28.519	100.8	1:56.878	
6	35.808	84.1	52.531	66.1	28.064	103.0	1:56.403		12								

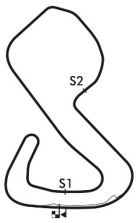

Session Start: 16:57:06 - Finish: 17:17:41
Weather/Track Conditions: Bright / Dry
Circuit: Brands Hatch Grand Prix Circuit
Track Length: 3.916 Km - 2.4330 miles
Printed: 01-07-2018 - 17:20

MST

Results: www.mstworld.com. Live Timing: https://livetiming.getraceresults.com/mst. Email: timing@mstworld.com

Legends of Brands Hatch Superprix - 30 Jun - 1 Jul 2018

HSCC/HRSR Historic Touring Cars

Race 17 - Sector Analysis

56 David Alexander (C) — Alfa Romeo Sprint GT

lap	Sect-1	Speed	Sect-2	Speed	Sect-3	Speed	Laptime	Pit
1		80.4	52.195	74.1	28.275	101.4	2:05.382	
2	35.752	84.1	51.007	75.0	27.490	102.2	1:54.249	
3	35.894	81.9	51.657	77.3	27.592	103.9	1:55.143	
4	35.580	83.1	51.596	75.8	27.617	104.1	1:54.793	
5	35.726	83.9	50.982	73.5	27.460	103.0	1:54.168	
6	35.706	83.9	51.456	74.5	27.408	103.4	1:54.570	
7	35.442	83.3	50.830	72.8	27.398	102.3	1:53.670	
8	35.383	84.8	50.851	73.7	27.388	103.1	1:53.622	
9	35.494	85.0	51.192	72.2	27.337	103.1	1:54.023	
10	35.900	83.5	50.783	74.5	27.378	103.6	1:54.061	
11	37.287	84.3	51.570	73.4	27.616	100.6	1:56.473	
12								

60 Norman Ricketts (K2) — Ford Lotus Cortina

lap	Sect-1	Speed	Sect-2	Speed	Sect-3	Speed	Laptime	Pit
1		80.4	52.423	72.4	35.406	88.2	2:14.719	
2	36.884	81.7	52.099	70.7	28.384	103.4	1:57.367	
3	36.919	83.2	51.333	74.7	27.987	103.1	1:56.239	
4	36.537	79.9	51.761	65.4	28.144	99.5	1:56.442	
5	37.054	75.9	1:01.187	71.5	28.361	99.2	2:06.602	
6	37.130	81.4	53.031	72.2	28.371	98.7	1:58.532	
7	37.099	83.6	52.978	74.1	28.275	97.4	1:58.352	
8	36.919	83.5	52.941	74.2	28.375	98.3	1:58.235	
9	36.873	83.3	52.800	75.1	28.360	97.3	1:58.033	
10	37.060	82.0	52.568	76.1	28.214	98.7	1:57.842	
11	36.707	82.9	52.425	73.9	28.415	88.6	1:57.547	
12								

61 Brian Webb (C) — Ford Anglia 105E

lap	Sect-1	Speed	Sect-2	Speed	Sect-3	Speed	Laptime	Pit
1		73.1	56.765	66.1	29.296	99.3	2:15.254	
2	39.878	75.7	56.283	69.0	29.100	99.6	2:05.261	
3	38.268	78.6	55.413	67.9	29.076	99.5	2:02.757	
4	38.066	78.2	55.772	68.3	28.861	99.9	2:02.699	
5	38.164	79.2	55.804	64.7	28.959	99.5	2:02.927	
6	37.408	80.3	55.791	70.4	28.538	100.5	2:01.737	
7	38.355	79.2	55.210	71.2	28.880	99.6	2:02.445	
8	37.154	77.8	55.840	70.9	29.514	97.4	2:02.508	
9	37.391	80.1	54.971	73.2	29.617	97.0	2:01.979	
10	39.461	73.1	56.397	72.5	30.072	92.4	2:05.930	

68 John Marsden (D) — Austin Cooper S

lap	Sect-1	Speed	Sect-2	Speed	Sect-3	Speed	Laptime	Pit
1		72.2	58.102	66.9	29.859	93.4	2:19.019	
2	39.627	74.2	58.076	67.6	29.784	93.8	2:07.487	
3	38.365	75.5	57.550	64.8	29.332	94.4	2:05.247	
4	38.880	71.6	59.528	65.6	29.443	95.4	2:07.851	
5	39.109	74.5	58.499	68.0	29.296	94.7	2:06.904	
6	38.410	77.4	56.743	68.6	29.723	94.8	2:04.876	
7	38.189	75.4	57.362	66.6	29.576	90.7	2:05.127	
8	39.720	74.6	58.421	66.5	29.694	94.2	2:07.835	
9	39.534	74.8	58.901	65.6	29.619	95.2	2:08.054	
10	40.303	72.2	57.279	65.7	29.825	89.1	2:07.407	

69 Bob Bullen (C) — Ford Anglia

lap	Sect-1	Speed	Sect-2	Speed	Sect-3	Speed	Laptime	Pit
1		86.1	51.016	73.2	27.799		2:01.359	
2	35.342		50.762	73.4	27.565		1:53.669	
3	35.480		53.495	79.9	27.144		1:56.119	
4				76.0	27.020		1:52.514	
5	34.732	85.9	51.822	78.2	27.097		1:53.651	
6	34.708	86.1	50.490	75.6	27.446		1:52.644	
7	34.716	86.1	50.086	77.1	27.124	103.6	1:51.926	
8	35.420	85.4	49.931	78.6	27.363		1:52.714	
9	34.909	85.3	49.694	76.5	27.429		1:52.032	
10	35.435	86.4	49.897	77.1	27.494		1:52.826	
11	34.710	85.1	50.675	77.8	26.983		1:52.368	
12								

71 Larry Warr (K3) — Morris Mini Cooper S

lap	Sect-1	Speed	Sect-2	Speed	Sect-3	Speed	Laptime	Pit
1				68.5	30.817	95.0	2:20.258	
2	38.797	75.0	58.123	67.4	29.753	96.5	2:06.673	
3	38.550	79.7	57.245	65.9	29.508	96.9	2:05.303	
4	38.468	77.5	57.312	67.2	29.802	94.6	2:05.582	
5	38.187	78.6	56.633	70.9	29.560	95.1	2:04.380	
6	37.576	77.7	55.926	72.3	29.436	95.9	2:02.938	
7	37.571	77.8	55.010	74.0	29.306	95.4	2:01.887	
8	37.947	78.3	55.399	71.9	30.294	93.1	2:03.640	
9	37.956	79.1	55.822	70.1	29.628	96.0	2:03.406	
10	38.327	69.0	56.123	73.8	29.495	96.5	2:03.945	

74 Nick Riley (K3) — Austin Mini Cooper S

lap	Sect-1	Speed	Sect-2	Speed	Sect-3	Speed	Laptime	Pit
1		75.0	56.824	67.7	29.152	98.4	2:15.708	
2	38.145	81.9	53.714	73.8	28.744	101.4	2:00.603	
3				67.3	29.337	97.6	2:04.761	
4	39.233	75.3	55.483	67.2	28.867	95.6	2:03.583	
5	39.075	78.8	55.249	68.9	28.649	90.3	2:02.973	
6	41.088	80.5	53.960	65.5	28.347	94.0	2:03.395	
7				68.5	29.056	105.9	2:02.649	
8	36.880	74.9	55.815	69.1	29.463	92.4	2:02.158	
9				67.1	29.258		2:01.735	
10				69.1	29.584	103.3	1:59.326	

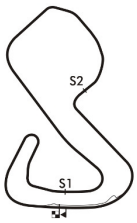

Session Start: 16:57:06 - Finish: 17:17:41
Weather/Track Conditions: Bright / Dry
Circuit: Brands Hatch Grand Prix Circuit
Track Length: 3.916 Km - 2.4330 miles
Printed: 01-07-2018 - 17:20

MST

Legends of Brands Hatch Superprix - 30 Jun - 1 Jul 2018

HSCC/HRSR Historic Touring Cars

Race 17 - Sector Analysis

85	Roger Godfrey (D)								Austin Cooper S								
lap	Sect-1	Speed	Sect-2	Speed	Sect-3	Speed	Laptime	Pit	lap	Sect-1	Speed	Sect-2	Speed	Sect-3	Speed	Laptime	Pit
1		79.6	52.264	70.5	28.183	99.2	2:05.624		7	35.122	82.8	50.317	77.9	27.072	101.7	1:52.511	
2	35.795	83.4	51.474	72.7	27.375	101.7	1:54.644		8	35.323	84.8	50.826	80.3	27.338	102.3	1:53.487	
3	35.497	80.5	50.811	78.6	27.110	101.2	1:53.418		9	36.254	84.6	50.801	78.6	27.008	101.9	1:54.063	
4	35.171	83.7	51.009	77.8	27.181	101.1	1:53.361		10	35.077	84.2	51.040	71.1	27.265	103.4	1:53.382	
5	34.856	85.1	50.700	77.2	27.263	101.4	1:52.819		11	45.152	80.3	52.514	69.9	28.289	94.3	2:05.955	
6	34.984	84.4	51.423	75.3	27.189	101.7	1:53.596		12								

88	Nick Paddy (K3)								Morris Mini Cooper S								
lap	Sect-1	Speed	Sect-2	Speed	Sect-3	Speed	Laptime	Pit	lap	Sect-1	Speed	Sect-2	Speed	Sect-3	Speed	Laptime	Pit
1		79.7	52.546	71.4	27.805	100.6	2:05.691		7	35.243	85.9	50.677	76.4	26.956	104.2	1:52.876	
2	36.622	85.1	51.066	73.0	27.159	103.1	1:54.847		8	35.143	86.8	50.883	79.1	27.051	105.2	1:53.077	
3	35.495	83.6	51.757	76.8	27.223	103.4	1:54.475		9	35.425	85.4	50.072	81.3	27.194	102.6	1:52.691	
4	35.855	86.1	50.739	79.7	27.346	102.8	1:53.940		10	35.520	85.3	51.371	71.7	27.491	102.8	1:54.382	
5	34.992	86.2	50.389	75.6	27.151	102.2	1:52.532		11	35.487	85.8	50.560	75.7	27.160	103.3	1:53.207	
6	35.254	86.5	49.958	76.8	26.934	103.3	1:52.146		12								

97	David Heale (E)								Hillman Imp								
lap	Sect-1	Speed	Sect-2	Speed	Sect-3	Speed	Laptime	Pit	lap	Sect-1	Speed	Sect-2	Speed	Sect-3	Speed	Laptime	Pit
1		84.4	52.797	74.6	28.728	100.8	2:05.606		5	35.534	84.3	51.966	76.6	27.520	100.6	1:55.020	
2	37.019	77.3	51.726	72.4	27.725	101.2	1:56.470		6	36.250	82.2	52.000	77.4	27.638	100.6	1:55.888	
3	36.071	84.4	51.618	76.8	27.707	101.4	1:55.396		7	35.554	83.1	52.333	76.7	28.020	100.3	1:55.907	
4	35.620	83.7	51.625	77.9	27.594	100.9	1:54.839		8								

98	Will Walker (E)								Hillman Imp								
lap	Sect-1	Speed	Sect-2	Speed	Sect-3	Speed	Laptime	Pit	lap	Sect-1	Speed	Sect-2	Speed	Sect-3	Speed	Laptime	Pit
1		73.9	57.200	71.4	29.691	91.7	2:14.917		6	37.590	74.2	57.475	69.1	29.468	91.4	2:04.533	
2	37.933	77.2	55.666	74.3	29.575	92.0	2:03.174		7	37.614	75.6	56.578	73.8	29.674	90.6	2:03.866	
3	37.835	75.7	56.369	71.6	29.609	92.7	2:03.813		8	37.709	75.9	55.948	71.8	29.476	92.2	2:03.133	
4	38.298	72.4	57.765	71.1	29.498	92.4	2:05.561		9	38.362	72.9	57.136	72.9	29.345	93.4	2:04.843	
5	37.808	74.8	55.357	69.6	29.059	93.5	2:02.224		10	37.351	75.2	56.581	74.0	29.702	92.9	2:03.634	

128	Alex Thistlethwayte (K1)								Ford Mustang								
lap	Sect-1	Speed	Sect-2	Speed	Sect-3	Speed	Laptime	Pit	lap	Sect-1	Speed	Sect-2	Speed	Sect-3	Speed	Laptime	Pit
1		83.2	51.337	70.9	26.887	115.9	2:01.172		7	35.092	90.1	50.356	74.6	26.723	115.5	1:52.171	
2	35.562	83.6	50.587	71.6	26.774	114.7	1:52.923		8	35.048	88.7	50.498	77.1	26.915	115.3	1:52.461	
3	36.500	85.0	51.332	70.3	26.640	114.7	1:54.472		9	35.261	93.0	50.119	75.9	26.728	115.9	1:52.108	
4	35.576	88.8	50.644	74.7	26.672	115.1	1:52.892		10	35.786	88.7	50.257	74.6	26.682	115.5	1:52.725	
5	36.061	86.1	52.219	76.8	26.566	115.3	1:54.846		11	35.144	84.7	50.797	70.8	26.525	114.1	1:52.466	
6	35.083	92.4	50.976	70.8	26.689	115.5	1:52.748		12								

160	Nick Stagg (K2)								Ford Lotus Cortina								
lap	Sect-1	Speed	Sect-2	Speed	Sect-3	Speed	Laptime	Pit	lap	Sect-1	Speed	Sect-2	Speed	Sect-3	Speed	Laptime	Pit
1		80.3	51.915	75.5	27.313	106.4	2:03.858		7	35.284	86.4	50.380	78.5	26.891	107.9	1:52.555	
2	35.882	84.7	51.425	76.4	27.201	105.9	1:54.508		8	35.282	84.8	51.205	76.2	26.968	108.1	1:53.455	
3	36.262	84.3	50.709	77.4	26.827	107.0	1:53.798		9	35.714	84.9	51.112	79.3	27.051	107.0	1:53.877	
4	35.899	83.3	50.678	76.3	26.992	107.0	1:53.569		10	35.403	84.8	51.916	73.0	27.228	107.4	1:54.547	
5	35.510	81.9	50.720	76.0	27.184	107.7	1:53.414		11	35.505	85.4	50.669	76.1	26.955	106.9	1:53.129	
6	35.166	85.8	50.322	77.9	27.116	108.2	1:52.604		12								

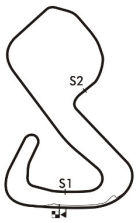

Session Start: 16:57:06 - Finish: 17:17:41
Weather/Track Conditions: Bright / Dry
Circuit: Brands Hatch Grand Prix Circuit
Track Length: 3.916 Km - 2.4330 miles
Printed: 01-07-2018 - 17:20

Legends of Brands Hatch Superprix - 30 Jun - 1 Jul 2018

HSCC/HRSR Historic Touring Cars

Race 17 - Best Sector Times

	SECTOR 1			SECTOR 2			SECTOR 3		
	NO	TIME	LAP	NO	TIME	LAP	NO	TIME	LAP
1	5	34.216	4	5	49.065	3	15	26.105	6
2	42	34.464	4	42	49.335	6	42	26.490	1
3	69	34.708	6	69	49.694	9	128	26.525	11
4	32	34.842	8	32	49.921	8	5	26.576	6
5	85	34.856	5	88	49.958	6	32	26.724	7
6	88	34.992	5	15	50.039	6	160	26.827	3
7	128	35.048	8	128	50.119	9	88	26.934	6
8	160	35.166	6	85	50.317	7	69	26.983	11
9	56	35.383	8	160	50.322	6	85	27.008	9
10	97	35.534	5	56	50.783	10	56	27.337	9
11	15	35.703	9	60	51.333	3	97	27.520	5
12	47	35.808	6	97	51.618	3	60	27.987	3
13	60	36.537	4	47	51.634	11	1	27.989	1
14	74	36.880	8	1	52.966	1	47	28.064	6
15	27	37.041	10	74	53.714	2	27	28.283	9
16	61	37.154	8	27	54.330	8	74	28.347	6
17	98	37.351	10	61	54.971	9	61	28.538	6
18	71	37.571	7	71	55.010	7	98	29.059	5
19	1	37.720	2	98	55.357	5	68	29.296	5
20	68	38.189	7	28	56.721	1	71	29.306	7
21	28	43.210	1	68	56.743	6	28	2:02.071	0

IDEAL / BEST LAP COMPARISON

NO	NAME	BEST	IN	IDEAL	DIFF
5	Philip House	1:49.990	4	1:49.857	+0.133
42	John Spiers	1:50.926	4	1:50.289	+0.637
32	Richard Belcher	1:51.513	8	1:51.487	+0.026
69	Bob Bullen	1:51.926	7	1:51.385	+0.541
15	Mark Watts	1:52.074	6	1:51.847	+0.227
128	Alex Thistlethwayte	1:52.108	9	1:51.692	+0.416
88	Nick Paddy	1:52.146	6	1:51.884	+0.262
85	Roger Godfrey	1:52.511	7	1:52.181	+0.330
160	Nick Stagg	1:52.555	7	1:52.315	+0.240
56	David Alexander	1:53.622	8	1:53.503	+0.119
60	Norman Ricketts	1:56.239	3	1:55.857	+0.382
47	Nigel Cox	1:56.403	6	1:55.506	+0.897
74	Nick Riley	1:59.326	10	1:58.941	+0.385
27	Martin Reynolds	2:00.198	10	1:59.654	+0.544
61	Brian Webb	2:01.737	6	2:00.663	+1.074
71	Larry Warr	2:01.887	7	2:01.887	+0.000
98	Will Walker	2:02.224	5	2:01.767	+0.457
68	John Marsden	2:04.876	6	2:04.228	+0.648
97	David Heale	1:54.839	4	1:54.672	+0.167
1	Steven Platts	2:06.704	1	1:58.675	+8.029
28	David Erwin			3:42.002	7:12.773

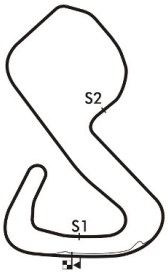

Session Start: 16:57:06 - Finish: 17:17:41
Weather/Track Conditions: Bright / Dry
Circuit: Brands Hatch Grand Prix Circuit
Track Length: 3.916 Km - 2.4330 miles

Printed: 01-07-2018 - 17:21

Legends of Brands Hatch Superprix - 30 Jun - 1 Jul 2018

HSCC/HRSR Historic Touring Cars

Race 17 - Best Sector Speeds

	NO	SECTOR 1	MPH	NO	SECTOR 2	MPH	NO	SECTOR 3	MPH
1	128	Alex Thistlethwayte	93.0	5	Philip House	81.8	15	Mark Watts	129.2
2	5	Philip House	89.9	88	Nick Paddy	81.3	128	Alex Thistlethwayte	115.9
3	42	John Spiers	88.2	42	John Spiers	81.2	32	Richard Belcher	108.4
4	32	Richard Belcher	88.1	85	Roger Godfrey	80.3	42	John Spiers	108.2
5	15	Mark Watts	86.8	69	Bob Bullen	79.9	160	Nick Stagg	108.2
6	88	Nick Paddy	86.8	160	Nick Stagg	79.3	74	Nick Riley	105.9
7	69	Bob Bullen	86.4	97	David Heale	77.9	88	Nick Paddy	105.2
8	160	Nick Stagg	86.4	15	Mark Watts	77.7	5	Philip House	105.0
9	85	Roger Godfrey	85.1	56	David Alexander	77.3	56	David Alexander	104.1
10	56	David Alexander	85.0	128	Alex Thistlethwayte	77.1	69	Bob Bullen	103.6
11	47	Nigel Cox	84.7	1	Steven Platts	76.5	47	Nigel Cox	103.4
12	97	David Heale	84.4	60	Norman Ricketts	76.1	60	Norman Ricketts	103.4
13	60	Norman Ricketts	83.6	32	Richard Belcher	75.4	85	Roger Godfrey	103.4
14	74	Nick Riley	81.9	98	Will Walker	74.3	97	David Heale	101.4
15	27	Martin Reynolds	81.5	71	Larry Warr	74.0	61	Brian Webb	100.5
16	61	Brian Webb	80.3	27	Martin Reynolds	73.8	1	Steven Platts	99.5
17	71	Larry Warr	79.7	74	Nick Riley	73.8	27	Martin Reynolds	98.4
18	1	Steven Platts	77.9	61	Brian Webb	73.2	71	Larry Warr	96.9
19	68	John Marsden	77.4	47	Nigel Cox	72.0	68	John Marsden	95.4
20	98	Will Walker	77.2	68	John Marsden	68.6	98	Will Walker	93.5
21	28	David Erwin	74.2	28	David Erwin	66.1	28	David Erwin	46.0

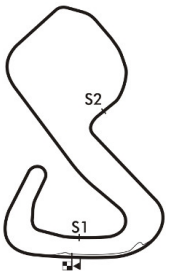

Session Start: 16:57:06 - Finish: 17:17:41
Weather/Track Conditions: Bright / Dry
Circuit: Brands Hatch Grand Prix Circuit
Track Length: 3.916 Km - 2.4330 miles

Printed: 01-07-2018 - 17:23

Legends of Brands Hatch Superprix - 30 Jun - 1 Jul 2018

HSCC/HRSR Historic Touring Cars

Race 17 - Lap Chart

Lap 1			Lap 2			Lap 3			Lap 4			Lap 5			Lap 6		
NO	Behind	Laptime	NO	Behind	Laptime	NO	Behind	Laptime	NO	Behind	Laptime	NO	Behind	Laptime	NO	Behind	Laptime
42		1:56.484	42		1:51.394	42		1:50.930	42		1:50.926	42		1:52.147	42		1:50.939
5	2.512	1:58.996	5	1.884	1:50.766	5	1.047	1:50.093	5	0.111	1:49.990	5	0.181	1:52.217	5	0.389	1:51.147
15	2.923	1:59.407	32	4.595	1:52.102	32	5.737	1:52.072	32	7.070	1:52.259	32	7.368	1:52.445	32	9.033	1:52.604
32	3.887	2:00.371	15	5.440	1:53.911	15	8.176	1:53.666	15	11.015	1:53.765	15	12.124	1:53.256	15	13.259	1:52.074
128	4.688	2:01.172	128	6.217	1:52.923	128	9.759	1:54.472	128	11.725	1:52.892	128	14.424	1:54.846	128	16.233	1:52.748
69	4.875	2:01.359	69	7.150	1:53.669	69	12.339	1:56.119	69	13.927	1:52.514	69	15.431	1:53.651	69	17.136	1:52.644
160	7.374	2:03.858	160	10.488	1:54.508	160	13.356	1:53.798	160	15.999	1:53.569	160	17.266	1:53.414	160	18.931	1:52.604
56	8.898	2:05.382	56	11.753	1:54.249	85	14.878	1:53.418	85	17.313	1:53.361	85	17.985	1:52.819	85	20.642	1:53.596
97	9.122	2:05.606	85	12.390	1:54.644	56	15.966	1:55.143	88	19.219	1:53.940	88	19.604	1:52.532	88	20.811	1:52.146
85	9.140	2:05.624	88	12.660	1:54.847	88	16.205	1:54.475	56	19.833	1:54.793	56	21.854	1:54.168	56	25.485	1:54.570
88	9.207	2:05.691	97	14.198	1:56.470	97	18.664	1:55.396	97	22.577	1:54.839	97	25.450	1:55.020	97	30.399	1:55.888
1	10.220	2:06.704	47	16.905	1:57.575	47	22.908	1:56.933	47	28.783	1:56.801	47	33.986	1:57.350	47	39.450	1:56.403
47	10.724	2:07.208	60	24.208	1:57.367	60	29.517	1:56.239	60	35.033	1:56.442	60	49.488	2:06.602	60	57.081	1:58.532
27	16.326	2:12.810	27	28.055	2:03.123	27	41.554	2:04.429	27	54.767	2:04.139	27	1:05.490	2:02.870	27	1:16.898	2:02.347
60	18.235	2:14.719	74	28.433	2:00.603	74	42.264	2:04.761	74	54.921	2:03.583	74	1:05.747	2:02.973	61	1:17.815	2:01.737
98	18.433	2:14.917	98	30.213	2:03.174	98	43.096	2:03.813	61	56.237	2:02.699	61	1:07.017	2:02.927	74	1:18.203	2:03.395
61	18.770	2:15.254	61	32.637	2:05.261	61	44.464	2:02.757	98	57.731	2:05.561	98	1:07.808	2:02.224	98	1:21.402	2:04.533
74	19.224	2:15.708	68	38.628	2:07.487	68	52.945	2:05.247	71	1:08.082	2:05.582	71	1:20.315	2:04.380	71	1:32.314	2:02.938
68	22.535	2:19.019	71	39.053	2:06.673	71	53.426	2:05.303	68	1:09.870	2:07.851	68	1:24.627	2:06.904	68	1:38.564	2:04.876
71	23.774	2:20.258															
28	46.235	2:42.719															

Session Start: 16:57:06 - Finish: 17:17:41
Weather/Track Conditions: Bright / Dry
Circuit: Brands Hatch Grand Prix Circuit
Track Length: 3.916 Km - 2.4330 miles
Printed: 01-07-2018 - 17:22

MST
Results: www.mstworld.com. Live Timing: https://livetiming.getraceresults.com/mst. Email: timing@mstworld.com

Legends of Brands Hatch Superprix - 30 Jun - 1 Jul 2018

HSCC/HRSR Historic Touring Cars

Race 17 - Lap Chart

Lap 7			Lap 8			Lap 9			Lap 10			Lap 11		
NO	Behind	Laptime	NO	Behind	Laptime	NO	Behind	Laptime	NO	Behind	Laptime	NO	Behind	Laptime
5		1:52.369	5		1:51.728	5		1:51.920	5		1:52.926	5		1:52.470
42	0.153	1:52.911	42	0.309	1:51.884	42	0.176	1:51.787	42	0.183	1:52.933	42	0.643	1:52.930
32	7.833	1:51.558	32	7.618	1:51.513	71	1 LAP	2:03.640	98	1 LAP	2:04.843	74	1 LAP	1:59.326
15	12.910	1:52.409	15	13.535	1:52.353	32	7.961	1:52.263	32	7.078	1:52.043	32	6.864	1:52.256
128	15.646	1:52.171	128	16.379	1:52.461	15	14.329	1:52.714	71	1 LAP	2:03.406	61	1 LAP	2:05.930
69	16.304	1:51.926	69	17.290	1:52.714	68	1 LAP	2:07.835	15	13.918	1:52.515	15	14.471	1:53.023
160	18.728	1:52.555	160	20.455	1:53.455	128	16.567	1:52.108	128	16.366	1:52.725	98	1 LAP	2:03.634
85	20.395	1:52.511	85	22.154	1:53.487	69	17.402	1:52.032	69	17.302	1:52.826	128	16.362	1:52.466
88	20.929	1:52.876	88	22.278	1:53.077	160	22.412	1:53.877	160	24.033	1:54.547	69	17.200	1:52.368
56	26.397	1:53.670	56	28.291	1:53.622	88	23.049	1:52.691	88	24.505	1:54.382	71	1 LAP	2:03.945
97	33.548	1:55.907	47	49.585	1:57.164	85	24.297	1:54.063	85	24.753	1:53.382	160	24.692	1:53.129
47	44.149	1:57.457	60	1:09.182	1:58.235	56	30.394	1:54.023	68	1 LAP	2:08.054	88	25.242	1:53.207
60	1:02.675	1:58.352	27	1:34.235	2:00.577	47	54.995	1:57.330	56	31.529	1:54.061	56	35.532	1:56.473
27	1:25.386	2:01.246	61	1:38.282	2:02.508	60	1:15.295	1:58.033	47	59.527	1:57.458	85	38.238	2:05.955
61	1:27.502	2:02.445	74	1:38.524	2:02.158	27	1:42.664	2:00.349	60	1:20.211	1:57.842	68	1 LAP	2:07.407
74	1:28.094	2:02.649	98	1:43.915	2:03.133	74	1:48.339	2:01.735	27	1:49.936	2:00.198	47	1:03.935	1:56.878
98	1:32.510	2:03.866				61	1:48.341	2:01.979				60	1:25.288	1:57.547
71	1:41.443	2:01.887										27	1:58.051	2:00.585
68	1:50.933	2:05.127												

Session Start: 16:57:06 - Finish: 17:17:41
Weather/Track Conditions: Bright / Dry
Circuit: Brands Hatch Grand Prix Circuit
Track Length: 3.916 Km - 2.4330 miles
Printed: 01-07-2018 - 17:22

MST
Results: www.mstworld.com. Live Timing: https://livetiming.getraceresults.com/mst. Email: timing@mstworld.com

Legends of Brands Hatch Superprix - 30 Jun - 1 Jul 2018

HSCC/FJHRA Silverline Historic Formula Junior

Qualifying for Race 18 - Classification

Sheet No:

POS	NO	DRIVER/S	CLASS	CLASS POS	CAR MAKE / MODEL	TIME	ON	LAPS	GAP	DIFF	MPH
1	175	Chris Goodwin	E1	1	Lotus 22	1:42.170	8	8			85.73
2	75	Peter Morton	E1	2	Lightning Envoyette	1:43.284	5	8	1.114	1.114	84.80
3	69	Stuart Roach	E1	3	Alexis Mk4	1:44.069	6	8	1.899	0.785	84.16
4	55	Chris Drake	D2	1	Elva 300	1:45.354	8	8	3.184	1.285	83.14
5	181	Greg Thornton	E1	4	Lotus 20/22	1:45.361	6	6	3.191	0.007	83.13
6	1	Peter de la Roche	D2	2	Lola Mk3	1:45.988	7	7	3.818	0.627	82.64
7	161	Andrew Beaumont	E1	5	Lotus 22	1:46.347	8	8	4.177	0.359	82.36
8	122	Adrian Russell	E1	6	Lotus 22	1:46.998	8	8	4.828	0.651	81.86
9	93	Rudolf Ernst	E1	7	Lotus 22	1:47.359	5	7	5.189	0.361	81.58
10	5	Robin Longdon	D2	3	Lola Mk3	1:47.576	4	8	5.406	0.217	81.42
11	163	Laine Martin	D2	4	Lotus 20	1:47.870	8	8	5.700	0.294	81.20
12	8	Alex Morton	B2	1	Condor S2	1:49.341	4	8	7.171	1.471	80.11
13	37	Andrew Taylor	C2	1	Cooper T56	1:50.086	3	8	7.916	0.745	79.56
14	25	Andrew Tart	B2	2	Bond FJ	1:50.656	6	7	8.486	0.570	79.15
15	10	Mike Walker	B2	3	Bond FJ	1:51.091	8	8	8.921	0.435	78.84
16	11	Nick Taylor	B2	4	Elva 100	1:51.438	7	8	9.268	0.347	78.60
17	14	Crispian Besley	C2	2	Cooper T56	1:51.706	6	8	9.536	0.268	78.41
18	90	Andrew Hayden	E1	8	Lotus 22	1:51.799	8	8	9.629	0.093	78.34
19	56	Jeremy Deeley	C2	3	Cooper T56	1:52.179	5	8	10.009	0.380	78.08
20	29	William Grimshaw	B2	5	Moorland Mk1	1:52.423	5	7	10.253	0.244	77.91
21	30	Trevor Griffiths	C2	4	Emeryson FJ	1:54.068	3	7	11.898	1.645	76.79
22	61	Phil Foulkes	E1	9	Lotus 20/22	1:54.283	8	8	12.113	0.215	76.64
23	12	Keith Roach	B2	6	Alexis Mk2	1:54.974	5	7	12.804	0.691	76.18
24	3	Justin Fleming	B2	7	Lola Mk2	1:55.629	3	6	13.459	0.655	75.75
25	76	Simon Durling	E1	10	Lotus 22	1:55.879	4	7	13.709	0.250	75.59
26	13	John Arnold	B2	8	Elva 100	1:56.695	5	7	14.525	0.816	75.06
27	28	Colin McKay	B2	9	Gemini Mk2	1:59.288	4	8	17.118	2.593	73.43
28	147	Clinton McCarthy	C1	1	Lotus 18	1:59.566	5	7	17.396	0.278	73.25
29	141	John Hutchison	C2	5	Lotus 18	2:00.320	2	8	18.150	0.754	72.80
30	65	Richard Ferris	E1	11	Donford FJ	2:00.797	6	7	18.627	0.477	72.51
31	99	Simon Jones	B2	10	Elva 100	2:00.876	7	7	18.706	0.079	72.46
32	26	Roger Dexter	B2	11	Elva 100	2:04.308	6	7	22.138	3.432	70.46
33	39	David Walker	C2	6	Lotus 18	2:10.492	7	7	28.322	6.184	67.12
34	43	Guy Verhofstadt	B2	12	Elva 100	2:10.835	6	6	28.665	0.343	66.95
35	41	Peter Fenichel	C2	7	Cooper T56	2:17.472	2	3	35.302	6.637	63.71
36	31	Peter Edbrooke	C2	8	Lotus 18	2:25.407	3	5	43.237	7.935	60.24

Cars 1, 30 & 93 require working transponders - Regulation Q12.2.1 refers.
A 30 second penalty will be applied if not working in the race.
Car 181 - transponder working intermittently, please check position.

Session Start: 10:46:06 - Finish: 11:01:08
Weather/Track Conditions: Sunny / Dry
Circuit: Brands Hatch Grand Prix Circuit
Track Length: 3.916 Km - 2.4330 miles

These results are provisional until the conclusion of any judicial and technical matters.

Clerk of the Course:	Timekeeper:	Issued at:
	Nick Palmer	

MST

Printed: 01-07-2018 - 11:04

Legends of Brands Hatch Superprix - 30 Jun - 1 Jul 2018

HSCC/FJHRA Silverline Historic Formula Junior

Qualifying for Race 18 - Sector Analysis

1 Peter de la Roche (D2) — Lola Mk3

lap	Sect-1	Speed	Sect-2	Speed	Sect-3	Speed	Laptime	Pit	lap	Sect-1	Speed	Sect-2	Speed	Sect-3	Speed	Laptime	Pit
1							1:51.591		5							1:46.440	
2							1:48.450		6							1:47.004	
3							1:47.067		7							1:45.988	
4							1:48.440		8								

3 Justin Fleming (B2) — Lola Mk2

lap	Sect-1	Speed	Sect-2	Speed	Sect-3	Speed	Laptime	Pit	lap	Sect-1	Speed	Sect-2	Speed	Sect-3	Speed	Laptime	Pit
1	Out	70.7	54.438	62.9	28.389	103.9	2:08.827		4	38.580	76.6	53.960	68.2	27.922	107.4	2:00.462	
2	37.148	85.2	51.739	72.0	27.965	105.2	1:56.852		5	1:18.663	77.8	52.241	75.2	28.279	104.9	2:39.183	
3	36.377	84.4	51.926	71.3	27.326	106.5	1:55.629		6	35.993	89.5	52.981	72.8	27.323	104.4	1:56.297	

5 Robin Longdon (D2) — Lola Mk3

lap	Sect-1	Speed	Sect-2	Speed	Sect-3	Speed	Laptime	Pit	lap	Sect-1	Speed	Sect-2	Speed	Sect-3	Speed	Laptime	Pit
1	Out	72.6	56.170	67.1	27.101	106.0	2:07.776		5	34.526	84.1	50.556	76.2	25.892	108.9	1:50.974	
2	34.295	81.4	49.492	75.8	26.386	108.9	1:50.173		6	33.586	91.0	48.445	77.7	26.038	109.7	1:48.069	
3	34.556	87.2	50.010	79.5	25.835	108.2	1:50.401		7	34.040	91.1	51.930	79.6	25.683	108.6	1:51.653	
4	33.826	88.5	48.005	80.7	25.745	109.1	1:47.576		8	33.758	88.2	48.916	79.6	25.450	109.3	1:48.124	

8 Alex Morton (B2) — Condor S2

lap	Sect-1	Speed	Sect-2	Speed	Sect-3	Speed	Laptime	Pit	lap	Sect-1	Speed	Sect-2	Speed	Sect-3	Speed	Laptime	Pit
1	Out	78.8	53.713	62.3	27.654	106.2	2:02.729		5	34.324	89.8	48.813	77.6	26.251	109.5	1:49.388	
2	36.349	85.6	49.998	78.0	26.558	107.9	1:52.905		6	34.116	88.5	50.634	82.1	26.321	107.4	1:51.071	
3	34.507	89.9	49.521	81.1	26.373	108.1	1:50.401		7	34.705	91.1	50.728	79.8	26.480	107.9	1:51.913	
4	34.294	89.9	48.848	77.5	26.199	108.1	1:49.341		8	34.073	89.1	49.130	79.3	26.173	107.9	1:49.376	

10 Mike Walker (B2) — Bond FJ

lap	Sect-1	Speed	Sect-2	Speed	Sect-3	Speed	Laptime	Pit	lap	Sect-1	Speed	Sect-2	Speed	Sect-3	Speed	Laptime	Pit
1	Out	74.4	1:01.673	52.3	29.949	106.5	2:16.453		5	35.744	85.0	49.879	74.7	26.557	109.1	1:52.180	
2	37.402	76.1	53.691	61.3	27.425	107.9	1:58.518		6	35.676	88.4	49.524	72.3	27.497	108.1	1:52.697	
3	35.371	85.2	50.402	66.9	26.833	108.9	1:52.606		7	35.642	84.5	51.057	73.9	26.820	107.9	1:53.519	
4	35.513	83.9	50.661	69.2	26.956	104.5	1:53.130		8	34.917	86.0	49.368	71.1	26.806	108.8	1:51.091	

11 Nick Taylor (B2) — Elva 100

lap	Sect-1	Speed	Sect-2	Speed	Sect-3	Speed	Laptime	Pit	lap	Sect-1	Speed	Sect-2	Speed	Sect-3	Speed	Laptime	Pit
1	Out	81.4	51.691	72.8	27.476	98.9	2:00.643		5	36.958	85.3	53.532	75.1	27.733	103.3	1:58.223	
2	36.108	83.4	51.601	73.9	27.331	101.1	1:55.040		6	34.627	84.7	52.131	75.7	26.858	102.2	1:53.616	
3	35.327	86.0	50.396	78.6	26.974	101.4	1:52.697		7	34.754	87.8	49.713	77.6	26.971	102.6	1:51.438	
4	35.062	86.0	50.127	76.5	27.245	104.7	1:52.434		8	34.986	86.9	49.678	76.5	26.861	102.3	1:51.525	

12 Keith Roach (B2) — Alexis Mk2

lap	Sect-1	Speed	Sect-2	Speed	Sect-3	Speed	Laptime	Pit	lap	Sect-1	Speed	Sect-2	Speed	Sect-3	Speed	Laptime	Pit
1	Out	78.9	1:02.396	62.4	29.744	100.2	2:16.322		5	35.883	84.0	51.715	76.1	27.376	104.1	1:54.974	
2	37.383	81.2	54.665	59.6	29.177	102.8	2:01.225		6	36.400	82.2	51.764	77.4	27.660	101.7	1:55.824	
3	36.612	83.4	54.906	74.7	27.564	103.4	1:59.082		7	36.034	83.7	51.862	77.0	27.774	99.9	1:55.670	
4	36.607	83.2	52.366	75.7	28.965	103.7	1:57.938		8								

13 John Arnold (B2) — Elva 100

lap	Sect-1	Speed	Sect-2	Speed	Sect-3	Speed	Laptime	Pit	lap	Sect-1	Speed	Sect-2	Speed	Sect-3	Speed	Laptime	Pit
1	Out	67.1	58.352	62.8	30.505	98.1	2:12.568		5	35.833	81.6	52.731	71.4	28.131	99.9	1:56.695	
2	39.148	69.0	1:00.354	66.0	28.506	99.5	2:08.008		6	36.915	81.6	52.664	72.6	28.113	98.1	1:57.692	
3	36.037	82.4	54.015	70.8	28.411	100.2	1:58.463		7	36.120	84.1	52.814	74.0	27.940	89.4	1:56.874	
4	35.796	82.1	53.415	72.9	28.408	100.5	1:57.619		8								

14 Crispian Besley (C2) — Cooper T56

lap	Sect-1	Speed	Sect-2	Speed	Sect-3	Speed	Laptime	Pit	lap	Sect-1	Speed	Sect-2	Speed	Sect-3	Speed	Laptime	Pit
1	Out	77.9	52.822	70.5	27.483	103.3	2:03.348		5	35.633	84.2	50.866	76.8	26.986	107.0	1:53.485	
2	35.171	87.7	51.038	78.4	26.444	106.7	1:52.653		6	34.805	90.0	49.900	71.0	27.001	106.0	1:51.706	
3	36.170	83.2	50.499	75.8	26.199	106.0	1:52.868		7	35.806	86.3	50.123	76.4	26.186	104.5	1:52.115	
4	35.275	87.4	51.695	76.6	26.356	106.2	1:53.326		8	35.213	86.1	50.664	78.5	26.318	105.7	1:52.195	

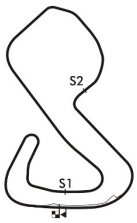

Session Start: 10:46:06 - Finish: 11:01:08
Weather/Track Conditions: Sunny / Dry
Circuit: Brands Hatch Grand Prix Circuit
Track Length: 3.916 Km - 2.4330 miles
Printed: 01-07-2018 - 11:10

MST

Legends of Brands Hatch Superprix - 30 Jun - 1 Jul 2018

HSCC/FJHRA Silverline Historic Formula Junior

Qualifying for Race 18 - Sector Analysis

25 Andrew Tart (B2) — Bond FJ

lap	Sect-1	Speed	Sect-2	Speed	Sect-3	Speed	Laptime	Pit	lap	Sect-1	Speed	Sect-2	Speed	Sect-3	Speed	Laptime	Pit
1	Out	82.5	52.494	70.5	27.656	108.2	2:01.566		5	34.632	91.0	49.580	75.4	26.554	109.8	1:50.766	
2	36.374	86.5	50.347	73.8	26.810	109.7	1:53.531		6	35.016	88.9	49.112	79.3	26.528	110.4	1:50.656	
3	34.953	91.1	50.309	65.4	28.172	109.1	1:53.434		7	34.414	91.1	49.954	77.5	26.577	109.1	1:50.945	
4	35.395	91.1	50.115	78.4	26.764	110.2	1:52.274		8								

26 Roger Dexter (B2) — Elva 100

lap	Sect-1	Speed	Sect-2	Speed	Sect-3	Speed	Laptime	Pit	lap	Sect-1	Speed	Sect-2	Speed	Sect-3	Speed	Laptime	Pit
1	Out	64.9	1:02.805	55.6	33.411	78.5	2:24.320		5	40.060	71.3	57.159	60.6	31.309	90.1	2:08.528	
2	41.306	70.8	1:05.811	51.0	34.906	89.9	2:22.023		6	38.010	75.0	56.439	66.2	29.859	92.2	2:04.308	
3	39.166	71.3	1:00.277	58.8	31.957	90.3	2:11.400		7	39.628	71.9	55.125	68.9	30.224	89.8	2:04.977	
4	39.324	73.1	59.550	59.8	30.739	92.5	2:09.613		8								

28 Colin McKay (B2) — Gemini Mk2

lap	Sect-1	Speed	Sect-2	Speed	Sect-3	Speed	Laptime	Pit	lap	Sect-1	Speed	Sect-2	Speed	Sect-3	Speed	Laptime	Pit
1	Out	69.3	59.114	66.2	29.713	95.5	2:15.024		5	38.015	77.9	54.899	68.4	28.704	97.2	2:01.618	
2	38.394	79.4	53.558	63.6	28.511	97.7	2:00.463		6	37.064	77.4	53.897	71.6	29.263	96.3	2:00.224	
3	38.080	80.8	55.563	70.1	28.985	96.9	2:02.628		7	37.499	77.2	55.674	69.6	29.500	93.4	2:02.673	
4	36.793	78.5	53.793	61.8	28.702	94.4	1:59.288		8	38.721	75.0	56.279	60.1	29.368	93.9	2:04.368	

29 William Grimshaw (B2) — Moorland Mk1

lap	Sect-1	Speed	Sect-2	Speed	Sect-3	Speed	Laptime	Pit	lap	Sect-1	Speed	Sect-2	Speed	Sect-3	Speed	Laptime	Pit
1	Out	77.8	55.956	56.2	31.342	94.0	2:10.758		5	34.604	87.4	50.311	76.8	27.508	104.7	1:52.423	
2	40.147	80.8	55.925	66.6	28.201	102.8	2:04.273		6	35.229	88.7	53.650	72.8	29.191	101.9	1:58.070	
3	36.694	80.3	56.572	69.7	28.094	102.5	2:01.360		7	35.427	87.8	54.532	66.6	In		2:27.055	P
4	35.478	86.2	50.711	79.3	28.110	101.6	1:54.299		8								

30 Trevor Griffiths (C2) — Emeryson FJ

lap	Sect-1	Speed	Sect-2	Speed	Sect-3	Speed	Laptime	Pit	lap	Sect-1	Speed	Sect-2	Speed	Sect-3	Speed	Laptime	Pit
1							1:57.864		5							1:59.819	
2							1:54.634		6							1:55.266	
3							1:54.068		7							1:55.183	
4							1:55.704		8								

31 Peter Edbrooke (C2) — Lotus 18

lap	Sect-1	Speed	Sect-2	Speed	Sect-3	Speed	Laptime	Pit	lap	Sect-1	Speed	Sect-2	Speed	Sect-3	Speed	Laptime	Pit
1	Out	53.1	1:07.561	52.7	35.467	71.5	2:37.328		4	48.166	57.6	1:05.150	59.4	36.070	85.2	2:29.386	
2	47.678	66.7	1:08.171	60.3	34.331	80.2	2:30.180		5	44.670	58.3	1:10.922	51.7	34.622	82.8	2:30.214	
3	42.431	64.6	1:08.018	53.1	34.958	76.1	2:25.407		6								

37 Andrew Taylor (C2) — Cooper T56

lap	Sect-1	Speed	Sect-2	Speed	Sect-3	Speed	Laptime	Pit	lap	Sect-1	Speed	Sect-2	Speed	Sect-3	Speed	Laptime	Pit
1	Out	80.9	52.388	75.9	28.079	105.0	2:02.739		5	34.531	84.5	49.403	78.5	26.655	106.7	1:50.589	
2	35.685	83.4	49.669	76.6	26.566	107.0	1:51.920		6	35.122	79.8	49.679	80.0	26.477	106.0	1:51.278	
3	34.222	87.0	49.465	77.6	26.399	106.7	1:50.086		7	34.638	83.5	50.961	78.9	26.606	105.9	1:52.205	
4	34.501	87.2	49.207	73.7	26.596	107.0	1:50.304		8	34.771	84.3	50.247	76.3	26.886	105.5	1:51.904	

39 David Walker (C2) — Lotus 18

lap	Sect-1	Speed	Sect-2	Speed	Sect-3	Speed	Laptime	Pit	lap	Sect-1	Speed	Sect-2	Speed	Sect-3	Speed	Laptime	Pit
1	Out	66.7	1:04.767	50.3	36.674	80.6	2:30.021		5	41.205	74.2	1:01.114	65.9	34.298	81.7	2:16.617	
2	45.359	66.8	1:06.829	60.7	34.577	89.5	2:26.765		6	42.698	73.1	1:02.274	63.0	30.956	89.3	2:15.928	
3	42.678	65.9	1:03.139	64.6	32.505	91.4	2:18.322		7	39.977	75.7	59.903	62.8	30.612	94.3	2:10.492	
4	42.381	69.8	1:04.139	62.2	31.435	96.9	2:17.955		8								

41 Peter Fenichel (C2) — Cooper T56

lap	Sect-1	Speed	Sect-2	Speed	Sect-3	Speed	Laptime	Pit	lap	Sect-1	Speed	Sect-2	Speed	Sect-3	Speed	Laptime	Pit
1	Out	63.5	1:09.084	59.8	36.428	87.0	2:34.013		3	38.426	79.5	1:01.718	57.6	In		2:51.757	P
2	40.690	73.8	1:04.251	52.5	32.531	93.4	2:17.472		4								

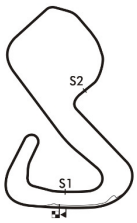

Session Start: 10:46:06 - Finish: 11:01:08
Weather/Track Conditions: Sunny / Dry
Circuit: Brands Hatch Grand Prix Circuit
Track Length: 3.916 Km - 2.4330 miles
Printed: 01-07-2018 - 11:10

MST

Legends of Brands Hatch Superprix - 30 Jun - 1 Jul 2018

HSCC/FJHRA Silverline Historic Formula Junior

Qualifying for Race 18 - Sector Analysis

43	Guy Verhofstadt (B2)								Elva 100							
lap	Sect-1	Speed	Sect-2	Speed	Sect-3	Speed	Laptime	Pit	lap	Sect-1	Speed	Sect-2	Speed	Sect-3	Speed	Laptime	Pit
1	Out	60.6	1:07.715	50.0	34.740	85.7	2:30.992		4	42.403	73.9	1:01.180	64.0	31.013	90.1	2:14.596	
2	44.937	62.5	1:06.473	58.8	33.785	80.6	2:25.195		5	41.529	75.4	1:00.083	62.1	31.372	94.7	2:12.984	
3	43.829	66.9	1:04.269	61.3	32.189	89.2	2:20.287		6	40.429	75.5	59.661	66.7	30.745	91.4	2:10.835	

55	Chris Drake (D2)								Elva 300							
lap	Sect-1	Speed	Sect-2	Speed	Sect-3	Speed	Laptime	Pit	lap	Sect-1	Speed	Sect-2	Speed	Sect-3	Speed	Laptime	Pit
1	Out	84.9	50.762	61.6	27.247	112.6	1:58.637		5	33.973	91.0	47.172	79.0	25.787	109.3	1:46.932	
2	35.122	88.7	48.667	80.5	26.109	111.8	1:49.898		6	33.284	91.6	49.853	80.5	25.365	113.2	1:48.502	
3	34.120	90.9	47.351	82.8	25.574	111.8	1:47.045		7	33.312	88.4	48.950	81.1	25.961	110.4	1:48.223	
4	33.077	92.5	48.304	79.7	26.669	110.6	1:48.050		8	32.758	93.3	47.128	74.2	25.468	111.3	1:45.354	

56	Jeremy Deeley (C2)								Cooper T56							
lap	Sect-1	Speed	Sect-2	Speed	Sect-3	Speed	Laptime	Pit	lap	Sect-1	Speed	Sect-2	Speed	Sect-3	Speed	Laptime	Pit
1	Out	71.5	54.543	67.4	28.250	98.1	2:06.828		5	35.034	85.7	50.351	77.1	26.794	105.5	1:52.179	
2	37.552	82.3	52.647	68.7	27.416	102.3	1:57.615		6	34.544	87.6	51.840	69.9	28.742	99.2	1:55.126	
3	35.930	82.8	50.913	76.1	27.072	103.9	1:53.915		7	34.761	87.9	51.492	71.6	27.012	104.4	1:53.265	
4	36.083	82.3	49.763	74.3	26.571	103.7	1:52.417		8	38.836	74.8	49.772	76.3	26.398	104.4	1:55.006	

61	Phil Foulkes (E1)								Lotus 20/22							
lap	Sect-1	Speed	Sect-2	Speed	Sect-3	Speed	Laptime	Pit	lap	Sect-1	Speed	Sect-2	Speed	Sect-3	Speed	Laptime	Pit
1	Out	80.3	58.992	64.1	30.753	101.4	2:11.489		5	35.550	89.5	51.929	76.5	27.338	102.0	1:54.817	
2	36.548	79.6	57.061	69.1	28.555	99.9	2:02.164		6	35.184	90.6	52.643	79.7	26.871	102.8	1:54.698	
3	36.592	86.7	54.796	71.8	28.251	100.6	1:59.639		7	36.806	85.8	52.580	78.2	27.310	102.0	1:56.696	
4	35.671	85.6	52.803	73.7	27.676	102.5	1:56.150		8	34.927	90.5	52.209	73.3	27.147	102.0	1:54.283	

65	Richard Ferris (E1)								Donford FJ							
lap	Sect-1	Speed	Sect-2	Speed	Sect-3	Speed	Laptime	Pit	lap	Sect-1	Speed	Sect-2	Speed	Sect-3	Speed	Laptime	Pit
1	Out	80.2	56.437	60.4	31.250	94.3	2:09.544		5	37.238	75.8	55.474	69.7	28.936	99.0	2:01.648	
2	38.966	70.4	59.755	63.5	30.346	95.4	2:09.067		6	37.697	68.5	54.517	74.6	28.583	96.0	2:00.797	
3	37.417	73.5	58.180	62.0	30.308	98.6	2:05.905		7	37.539	76.8	57.021	69.8	30.283	95.2	2:04.843	
4	37.669	71.6	55.993	71.6	29.590	94.8	2:03.252		8								

69	Stuart Roach (E1)								Alexis Mk4							
lap	Sect-1	Speed	Sect-2	Speed	Sect-3	Speed	Laptime	Pit	lap	Sect-1	Speed	Sect-2	Speed	Sect-3	Speed	Laptime	Pit
1	Out	82.4	49.564	71.6	26.653	108.9	1:56.741		5	33.523	90.3	47.058	84.8	25.378	111.7	1:45.959	
2	33.431	89.8	48.887	82.1	25.446	112.2	1:47.764		6	32.508	93.6	46.087	80.5	25.474	112.4	1:44.069	
3	32.855	85.1	47.193	80.7	25.893	105.5	1:45.941		7	32.152	94.3	46.558	77.6	25.582	109.8	1:44.292	
4	32.548	89.9	49.514	83.4	25.187	112.2	1:47.249		8	32.264	93.9	45.962	71.0	26.333	100.9	1:44.559	

75	Peter Morton (E1)								Lightning Envoyette							
lap	Sect-1	Speed	Sect-2	Speed	Sect-3	Speed	Laptime	Pit	lap	Sect-1	Speed	Sect-2	Speed	Sect-3	Speed	Laptime	Pit
1	Out	90.4	51.875	75.1	26.247	113.7	1:55.882		5	32.413	94.6	46.266	79.7	24.605	113.3	1:43.284	
2	33.231	91.7	48.647	79.7	25.007	113.5	1:46.885		6	32.144	95.5	46.655	77.5	25.894	114.1	1:44.693	
3	35.800	92.9	48.092	76.6	25.158	114.1	1:49.050		7	31.932	94.8	46.522	76.9	24.880	114.9	1:43.334	
4	32.762	95.4	46.164	83.8	24.608	115.9	1:43.534		8	31.889	96.7	45.501	73.6	27.605	91.0	1:44.995	

76	Simon Durling (E1)								Lotus 22							
lap	Sect-1	Speed	Sect-2	Speed	Sect-3	Speed	Laptime	Pit	lap	Sect-1	Speed	Sect-2	Speed	Sect-3	Speed	Laptime	Pit
1	Out	84.6	52.424	69.4	29.568	93.0	2:04.204		5	36.567	83.0	51.834	76.0	28.319	103.3	1:56.720	
2	37.572	85.2	52.156	75.7	27.429	107.0	1:57.157		6	35.911	84.9	52.514	75.0	28.256	106.2	1:56.681	
3	36.867	84.7	51.871	72.8	27.931	105.7	1:56.669		7	36.322	87.4	53.175	73.0	27.756	106.4	1:57.253	
4	36.016	84.7	52.519	72.1	27.344	107.7	1:55.879		8								

90	Andrew Hayden (E1)								Lotus 22							
lap	Sect-1	Speed	Sect-2	Speed	Sect-3	Speed	Laptime	Pit	lap	Sect-1	Speed	Sect-2	Speed	Sect-3	Speed	Laptime	Pit
1	Out	88.1	53.855	65.4	28.500	102.8	2:02.667		5	35.421	82.0	51.445	70.7	27.044	109.3	1:53.910	
2	36.769	85.3	51.859	72.2	27.286	109.5	1:55.914		6	34.978	82.5	51.537	77.7	26.781	109.1	1:53.296	
3	35.593	86.0	51.001	74.7	27.018	109.7	1:53.612		7	35.179	76.6	52.302	75.2	26.472	107.9	1:53.953	
4	35.273	87.6	52.516	75.1	28.817	107.2	1:56.606		8	34.539	83.6	50.068	74.4	27.192	108.6	1:51.799	

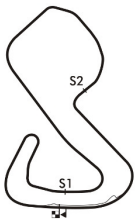

Session Start: 10:46:06 - Finish: 11:01:08
Weather/Track Conditions: Sunny / Dry
Circuit: Brands Hatch Grand Prix Circuit
Track Length: 3.916 Km - 2.4330 miles
Printed: 01-07-2018 - 11:10

MST

Legends of Brands Hatch Superprix - 30 Jun - 1 Jul 2018

HSCC/FJHRA Silverline Historic Formula Junior

Qualifying for Race 18 - Sector Analysis

93 Rudolf Ernst (E1) — Lotus 22

lap	Sect-1	Speed	Sect-2	Speed	Sect-3	Speed	Laptime	Pit	lap	Sect-1	Speed	Sect-2	Speed	Sect-3	Speed	Laptime	Pit
1							1:51.534		5							1:47.359	
2							1:53.798		6							1:48.547	
3							1:53.276		7							1:48.404	
4							1:50.488		8								

99 Simon Jones (B2) — Elva 100

lap	Sect-1	Speed	Sect-2	Speed	Sect-3	Speed	Laptime	Pit	lap	Sect-1	Speed	Sect-2	Speed	Sect-3	Speed	Laptime	Pit
1	Out	75.5	1:01.232	59.3	32.990	96.5	2:19.100		5	36.433	81.1	55.007	73.7	29.636	98.1	2:01.076	
2	40.026	73.4	1:04.794	59.9	30.581	97.3	2:15.401		6	37.639	80.6	54.710	64.2	29.280	96.9	2:01.629	
3	37.759	82.2	57.670	66.8	29.262	99.0	2:04.691		7	37.203	82.9	54.768	71.4	28.905	95.6	2:00.876	
4	36.757	78.3	56.629	67.4	29.297	97.4	2:02.683		8								

122 Adrian Russell (E1) — Lotus 22

lap	Sect-1	Speed	Sect-2	Speed	Sect-3	Speed	Laptime	Pit	lap	Sect-1	Speed	Sect-2	Speed	Sect-3	Speed	Laptime	Pit
1	Out	75.8	1:01.335	63.2	30.686	105.0	2:13.448		5	34.331	93.4	48.633	79.1	25.222	114.5	1:48.186	
2	40.236	66.6	51.220	72.8	26.135	113.7	1:57.591		6	33.747	94.6	48.557	78.0	25.343	113.5	1:47.647	
3	34.748	90.3	51.450	81.7	25.911	113.7	1:52.109		7	33.508	95.6	48.858	79.8	25.330	114.1	1:47.696	
4	34.248	92.9	49.321	74.2	25.756	114.9	1:49.325		8	33.171	96.3	47.901	75.3	25.926	112.0	1:46.998	

141 John Hutchison (C2) — Lotus 18

lap	Sect-1	Speed	Sect-2	Speed	Sect-3	Speed	Laptime	Pit	lap	Sect-1	Speed	Sect-2	Speed	Sect-3	Speed	Laptime	Pit
1	Out	78.8	54.644	69.0	27.604	102.8	2:04.296		5	38.558	71.9	57.444	63.7	29.700	98.7	2:05.702	
2	37.206	80.9	54.473	71.0	28.641	103.0	2:00.320		6	38.111	80.7	55.043	67.6	29.795	95.1	2:02.949	
3	37.916	74.1	54.568	65.8	29.979	89.5	2:02.463		7	38.817	74.9	55.104	67.1	29.524	96.2	2:03.445	
4	38.592	78.9	57.012	60.6	29.804	99.3	2:05.408		8	38.388	81.1	54.429	63.0	28.842	98.1	2:01.659	

147 Clinton McCarthy (C1) — Lotus 18

lap	Sect-1	Speed	Sect-2	Speed	Sect-3	Speed	Laptime	Pit	lap	Sect-1	Speed	Sect-2	Speed	Sect-3	Speed	Laptime	Pit
1	Out	64.1	1:04.678	54.4	32.583	92.4	2:23.112		5	37.403	80.2	53.840	70.9	28.323	104.5	1:59.566	
2	39.520	75.5	58.382	64.0	28.968	99.9	2:06.870		6	37.084	81.3	54.323	68.6	29.191	98.7	2:00.598	
3	38.431	80.1	56.046	67.4	30.264	102.8	2:04.741		7	37.542	83.0	52.982	70.6	29.961	103.9	2:00.485	
4	38.669	77.5	54.109	70.8	28.898	105.4	2:01.676		8								

161 Andrew Beaumont (E1) — Lotus 22

lap	Sect-1	Speed	Sect-2	Speed	Sect-3	Speed	Laptime	Pit	lap	Sect-1	Speed	Sect-2	Speed	Sect-3	Speed	Laptime	Pit
1	Out	77.2	53.344	64.6	28.026	110.7	2:04.043		5	33.345	94.2	48.731	77.0	26.002	115.5	1:48.078	
2	35.263	87.0	50.465	79.3	26.038	113.5	1:51.766		6	34.386	87.4	50.708	79.2	25.892	113.3	1:50.986	
3	34.315	89.9	51.055	70.5	26.070	113.2	1:51.440		7	35.043	81.7	49.143	79.3	26.583	101.7	1:50.769	
4	33.890	87.9	48.076	75.9	25.734	114.3	1:47.700		8	33.639	95.2	47.469	82.2	25.239	115.1	1:46.347	

163 Laine Martin (D2) — Lotus 20

lap	Sect-1	Speed	Sect-2	Speed	Sect-3	Speed	Laptime	Pit	lap	Sect-1	Speed	Sect-2	Speed	Sect-3	Speed	Laptime	Pit
1	Out	75.2	52.613	70.8	27.199	113.2	2:01.189		5	33.874	93.1	48.546	77.8	25.690	115.5	1:48.110	
2	35.592	83.3	50.021	71.3	26.658	114.3	1:52.271		6	33.957	90.9	48.091	73.5	26.578	114.5	1:48.626	
3	34.913	85.7	49.058	79.2	26.613	104.4	1:50.584		7	33.418	94.4	49.096	79.8	25.719	114.5	1:48.233	
4	34.903	89.8	48.727	77.9	26.199	114.5	1:49.829		8	34.037	92.1	48.187	79.7	25.646	114.7	1:47.870	

175 Chris Goodwin (E1) — Lotus 22

lap	Sect-1	Speed	Sect-2	Speed	Sect-3	Speed	Laptime	Pit	lap	Sect-1	Speed	Sect-2	Speed	Sect-3	Speed	Laptime	Pit
1	Out	94.4	49.007	72.6	26.531	114.1	1:55.081		5	32.323	98.0	45.644	82.4	24.968	117.3	1:42.935	
2	33.529	96.3	47.635	79.9	25.538	115.7	1:46.702		6	32.079	95.6	47.501	77.6	In		2:36.533	P
3	33.061	91.2	48.373	72.6	27.416	114.9	1:48.850		7	Out	98.4	47.783	81.0	24.851	115.9	1:50.899	P
4	32.952	93.6	48.334	79.1	25.106	116.7	1:46.392		8	32.186	98.3	45.564	86.0	24.420	116.9	1:42.170	

181 Greg Thornton (E1) — Lotus 20/22

lap	Sect-1	Speed	Sect-2	Speed	Sect-3	Speed	Laptime	Pit	lap	Sect-1	Speed	Sect-2	Speed	Sect-3	Speed	Laptime	Pit
1	Out	82.8	50.499	75.6	26.144	111.1	1:58.033		4	34.197	89.7	52.597	76.2	25.621	112.2	1:52.415	
2	34.661	91.0	48.847	72.3	25.827	115.1	1:49.335		5	33.779	88.7	49.251	72.8	25.642	112.0	1:48.672	
3	34.279	90.3	50.005	59.5	26.535	111.7	1:50.819		6	33.088	92.6	47.193	75.7	25.080	113.3	1:45.361	

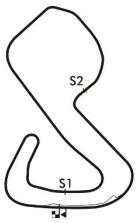

Session Start: 10:46:06 - Finish: 11:01:08
Weather/Track Conditions: Sunny / Dry
Circuit: Brands Hatch Grand Prix Circuit
Track Length: 3.916 Km - 2.4330 miles
Printed: 01-07-2018 - 11:10

MST

Legends of Brands Hatch Superprix - 30 Jun - 1 Jul 2018

HSCC/FJHRA Silverline Historic Formula Junior

Qualifying for Race 18 - Best Sector Times

	SECTOR 1			SECTOR 2			SECTOR 3		
	NO	TIME	LAP	NO	TIME	LAP	NO	TIME	LAP
1	75	31.889	8	75	45.501	8	175	24.420	8
2	175	32.079	6	175	45.564	8	75	24.605	5
3	69	32.152	7	69	45.962	8	181	25.080	6
4	55	32.758	8	55	47.128	8	69	25.187	4
5	181	32.981	7	181	47.193	6	122	25.222	5
6	122	33.171	8	161	47.469	8	161	25.239	8
7	161	33.345	5	122	47.901	8	55	25.365	6
8	163	33.418	7	5	48.005	4	5	25.450	8
9	5	33.586	6	163	48.091	6	163	25.646	8
10	8	34.073	8	8	48.813	5	8	26.173	8
11	37	34.222	3	25	49.112	6	14	26.186	7
12	25	34.414	7	37	49.207	4	56	26.398	8
13	90	34.539	8	10	49.368	8	37	26.399	3
14	56	34.544	6	11	49.678	8	90	26.472	7
15	29	34.604	5	56	49.763	4	25	26.528	6
16	11	34.627	6	14	49.900	6	10	26.557	5
17	14	34.805	6	90	50.068	8	11	26.858	6
18	10	34.917	8	29	50.311	5	61	26.871	6
19	61	34.927	8	12	51.715	5	3	27.323	6
20	13	35.796	4	3	51.739	2	76	27.344	4
21	12	35.883	5	76	51.834	5	12	27.376	5
22	76	35.911	6	61	51.929	5	29	27.508	5
23	3	35.993	6	13	52.664	6	141	27.604	1
24	99	36.433	5	147	52.982	7	13	27.940	7
25	28	36.793	4	28	53.558	2	147	28.323	5
26	147	37.084	6	141	54.429	8	28	28.511	2
27	141	37.206	2	65	54.517	6	65	28.583	6
28	65	37.238	5	99	54.710	6	99	28.905	7
29	26	38.010	6	26	55.125	7	26	29.859	6
30	41	38.426	3	43	59.661	6	39	30.612	7
31	39	39.977	7	39	59.903	7	43	30.745	6
32	43	40.429	6	41	1:01.718	3	41	32.531	2
33	31	42.431	3	31	1:05.150	4	31	34.331	2
34	1			1			1		
35	30			30			30		
36	93			93			93		

IDEAL / BEST LAP COMPARISON

NO	NAME	BEST	IN	IDEAL	DIFF
175	Chris Goodwin	1:42.170	8	1:42.063	+0.107
75	Peter Morton	1:43.284	5	1:41.995	+1.289
69	Stuart Roach	1:44.069	6	1:43.301	+0.768
55	Chris Drake	1:45.354	8	1:45.251	+0.103
181	Greg Thornton	1:45.361	6	1:45.254	+0.107
1	Peter de la Roche	1:45.988	7		+
161	Andrew Beaumont	1:46.347	8	1:46.053	+0.294
122	Adrian Russell	1:46.998	8	1:46.294	+0.704
93	Rudolf Ernst	1:47.359	5		+
5	Robin Longdon	1:47.576	4	1:47.041	+0.535
163	Laine Martin	1:47.870	8	1:47.155	+0.715
8	Alex Morton	1:49.341	4	1:49.059	+0.282
37	Andrew Taylor	1:50.086	3	1:49.828	+0.258
25	Andrew Tart	1:50.656	6	1:50.054	+0.602
10	Mike Walker	1:51.091	8	1:50.842	+0.249
11	Nick Taylor	1:51.438	7	1:51.163	+0.275
14	Crispian Besley	1:51.706	6	1:50.891	+0.815
90	Andrew Hayden	1:51.799	8	1:51.079	+0.720
56	Jeremy Deeley	1:52.179	5	1:50.705	+1.474
29	William Grimshaw	1:52.423	5	1:52.423	+0.000
30	Trevor Griffiths	1:54.068	3		+
61	Phil Foulkes	1:54.283	8	1:53.727	+0.556
12	Keith Roach	1:54.974	5	1:54.974	+0.000
3	Justin Fleming	1:55.629	3	1:55.055	+0.574
76	Simon Durling	1:55.879	4	1:55.089	+0.790
13	John Arnold	1:56.695	5	1:56.400	+0.295
28	Colin McKay	1:59.288	4	1:58.862	+0.426
147	Clinton McCarthy	1:59.566	5	1:58.389	+1.177
141	John Hutchison	2:00.320	2	1:59.239	+1.081
65	Richard Ferris	2:00.797	6	2:00.338	+0.459
99	Simon Jones	2:00.876	7	2:00.048	+0.828
26	Roger Dexter	2:04.308	6	2:02.994	+1.314
39	David Walker	2:10.492	7	2:10.492	+0.000
43	Guy Verhofstadt	2:10.835	6	2:10.835	+0.000
41	Peter Fenichel	2:17.472	2	2:12.675	+4.797
31	Peter Edbrooke	2:25.407	3	2:21.912	+3.495

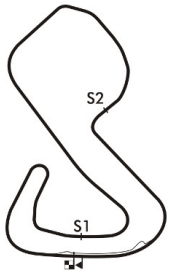

Session Start: 10:46:06 - Finish: 11:01:08
Weather/Track Conditions: Sunny / Dry
Circuit: Brands Hatch Grand Prix Circuit
Track Length: 3.916 Km - 2.4330 miles

Printed: 01-07-2018 - 11:10

Legends of Brands Hatch Superprix - 30 Jun - 1 Jul 2018

HSCC/FJHRA Silverline Historic Formula Junior

Qualifying for Race 18 - Best Sector Speeds

	NO	SECTOR 1	MPH	NO	SECTOR 2	MPH	NO	SECTOR 3	MPH
1	175	Chris Goodwin	98.4	175	Chris Goodwin	86.0	175	Chris Goodwin	117.3
2	75	Peter Morton	96.7	69	Stuart Roach	84.8	75	Peter Morton	115.9
3	122	Adrian Russell	96.3	75	Peter Morton	83.8	161	Andrew Beaumont	115.5
4	161	Andrew Beaumont	95.2	55	Chris Drake	82.8	163	Laine Martin	115.5
5	163	Laine Martin	94.4	161	Andrew Beaumont	82.2	181	Greg Thornton	115.1
6	69	Stuart Roach	94.3	8	Alex Morton	82.1	122	Adrian Russell	114.9
7	181	Greg Thornton	93.6	122	Adrian Russell	81.7	55	Chris Drake	113.2
8	55	Chris Drake	93.3	5	Robin Longdon	80.7	69	Stuart Roach	112.4
9	5	Robin Longdon	91.1	37	Andrew Taylor	80.0	25	Andrew Tart	110.4
10	8	Alex Morton	91.1	163	Laine Martin	79.8	5	Robin Longdon	109.7
11	25	Andrew Tart	91.1	61	Phil Foulkes	79.7	90	Andrew Hayden	109.7
12	61	Phil Foulkes	90.6	25	Andrew Tart	79.3	8	Alex Morton	109.5
13	14	Crispian Besley	90.0	29	William Grimshaw	79.3	10	Mike Walker	109.1
14	3	Justin Fleming	89.5	11	Nick Taylor	78.6	76	Simon Durling	107.7
15	29	William Grimshaw	88.7	14	Crispian Besley	78.5	3	Justin Fleming	107.4
16	10	Mike Walker	88.4	90	Andrew Hayden	77.7	14	Crispian Besley	107.0
17	90	Andrew Hayden	88.1	12	Keith Roach	77.4	37	Andrew Taylor	107.0
18	56	Jeremy Deeley	87.9	56	Jeremy Deeley	77.1	56	Jeremy Deeley	105.5
19	11	Nick Taylor	87.8	181	Greg Thornton	76.2	147	Clinton McCarthy	105.4
20	76	Simon Durling	87.4	76	Simon Durling	76.0	11	Nick Taylor	104.7
21	37	Andrew Taylor	87.2	3	Justin Fleming	75.2	29	William Grimshaw	104.7
22	13	John Arnold	84.1	10	Mike Walker	74.7	12	Keith Roach	104.1
23	12	Keith Roach	84.0	65	Richard Ferris	74.6	141	John Hutchison	103.0
24	147	Clinton McCarthy	83.0	13	John Arnold	74.0	61	Phil Foulkes	102.8
25	99	Simon Jones	82.9	99	Simon Jones	73.7	13	John Arnold	100.5
26	141	John Hutchison	81.1	28	Colin McKay	71.6	65	Richard Ferris	99.0
27	28	Colin McKay	80.8	141	John Hutchison	71.0	99	Simon Jones	99.0
28	65	Richard Ferris	80.2	147	Clinton McCarthy	70.9	28	Colin McKay	97.7
29	41	Peter Fenichel	79.5	26	Roger Dexter	68.9	39	David Walker	96.9
30	39	David Walker	75.7	43	Guy Verhofstadt	66.7	43	Guy Verhofstadt	94.7
31	43	Guy Verhofstadt	75.5	39	David Walker	65.9	41	Peter Fenichel	93.4
32	26	Roger Dexter	75.0	31	Peter Edbrooke	60.3	26	Roger Dexter	92.5
33	31	Peter Edbrooke	66.7	41	Peter Fenichel	59.8	31	Peter Edbrooke	85.2
34	1	Peter de la Roche	0.0	1	Peter de la Roche	0.0	1	Peter de la Roche	0.0
35	30	Trevor Griffiths	0.0	30	Trevor Griffiths	0.0	30	Trevor Griffiths	0.0
36	93	Rudolf Ernst	0.0	93	Rudolf Ernst	0.0	93	Rudolf Ernst	0.0

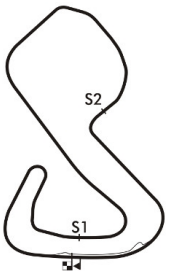

Session Start: 10:46:06 - Finish: 11:01:08
Weather/Track Conditions: Sunny / Dry
Circuit: Brands Hatch Grand Prix Circuit
Track Length: 3.916 Km - 2.4330 miles

Printed: 01-07-2018 - 11:10

Legends of Brands Hatch Superprix - 30 Jun - 1 Jul 2018

HSCC/FJHRA Silverline Historic Formula Junior

Race 18 - Starting Grid - AMENDED

Sheet No:

Start Time : 17:30 - Heat Duration : 20 Minutes

ROW				
19	37	63	Jason Williams	
18	35	41	Peter Fenichel	
17	33	39	David Walker	
16	31	99	Simon Jones	
15	29	141	John Hutchison	
14	27	28	Colin McKay	
13	25	76	Simon Durling	
12	23	12	Keith Roach	
11	21	30	Trevor Griffiths	
10	19	56	Jeremy Deeley	
9	17	14	Crispian Besley	
8	15	10	Mike Walker	
7	13	37	Andrew Taylor	
6	11	163	Laine Martin	
5	9	93	Rudolf Ernst	
4	7	161	Andrew Beaumont	
3	5	181	Greg Thornton	
2	3	69	Stuart Roach	
1	1	175	Chris Goodwin	
			Pole Right	
	36	31	Peter Edbrooke	
	34	43	Guy Verhofstadt	
	32	26	Roger Dexter	
	30	65	Richard Ferris	
	28	147	Clinton McCarthy	
	26	13	John Arnold	
	24	3	Justin Fleming	
	22	61	Phil Foulkes	
	20	29	William Grimshaw	
	18	90	Andrew Hayden	
	16	11	Nick Taylor	
	14	25	Andrew Tart	
	12	8	Alex Morton	
	10	5	Robin Longdon	
	8	122	Adrian Russell	
	6	1	Peter de la Roche	
	4	55	Chris Drake	
	2	75	Peter Morton	

Car 63 allowed to start from back of grid.

Circuit: Brands Hatch Grand Prix Circuit
Track Length: 3.916 Km - 2.4330 miles

These results are provisional until the conclusion of any judicial and technical matters.

Clerk of the Course:	Timekeeper:	Issued at:
	Nick Palmer	

Legends of Brands Hatch Superprix - 30 Jun - 1 Jul 2018

HSCC/FJHRA Silverline Historic Formula Junior

Race 18 - Classification

Sheet No:

POS	NO	DRIVER/S	CLASS	CLASS POS	CAR MAKE / MODEL	TIME	LAPS	GAP	DIFF	MPH	BEST	ON
1	175	Chris Goodwin	E1	1	Lotus 22	20:57.292	11	-- 11 laps		76.63	1:41.231	9
2	75	Peter Morton	E1	2	Lightning Envoyette	21:01.622	11	4.330	4.330	76.37	1:41.915	3
3	1	Peter de la Roche	D2	1	Lola Mk3	21:08.839	11	11.547	7.217	75.93	1:43.886	9
4	161	Andrew Beaumont	E1	3	Lotus 22	21:13.554	11	16.262	4.715	75.65	1:44.779	10
5	55	Chris Drake	D2	2	Elva 300	21:16.893	11	19.601	3.339	75.45	1:45.127	4
6	163	Laine Martin	D2	3	Lotus 20	21:22.896	11	25.604	6.003	75.10	1:45.116	10
7	93	Rudolf Ernst	E1	4	Lotus 22	21:26.384	11	29.092	3.488	74.89	1:45.230	10
8	8	Alex Morton	B2	1	Condor S2	21:57.619	11	1:00.327	31.235	73.12	1:49.356	11
9	37	Andrew Taylor	C2	1	Cooper T56	21:58.517	11	1:01.225	0.898	73.07	1:49.424	9
10	90	Andrew Hayden	E1	5	Lotus 22	21:58.623	11	1:01.331	0.106	73.06	1:48.657	11
11	25	Andrew Tart	B2	2	Bond FJ	22:02.900	11	1:05.608	4.277	72.82	1:49.947	9
12	14	Crispian Besley	C2	2	Cooper T56	22:03.029	11	1:05.737	0.129	72.82	1:50.074	11
13	56	Jeremy Deeley	C2	3	Cooper T56	22:08.680	11	1:11.388	5.651	72.51	1:50.142	10
14	10	Mike Walker	B2	3	Bond FJ	22:44.317	11	1:47.025	35.637	70.61	1:50.533	10
15	30	Trevor Griffiths	C2	4	Emeryson FJ	20:57.595	10	-- 10 laps	6.058	69.64	1:52.767	10
16	61	Phil Foulkes	E1	6	Lotus 20/22	21:03.844	10	6.249	6.249	69.30	1:53.453	10
17	3	Justin Fleming	B2	4	Lola Mk2	21:04.799	10	7.204	0.955	69.25	1:53.776	10
18	76	Simon Durling	E1	7	Lotus 22	21:05.477	10	7.882	0.678	69.21	1:52.714	8
19	40	Christopher Wilks	C2	5	Deep Sanderson DS104	21:06.331	10	8.736	0.854	69.16	1:54.434	8
20	13	John Arnold	B2	5	Elva 100	21:07.452	10	9.857	1.121	69.10	1:55.436	8
21	147	Clinton McCarthy	C1	1	Lotus 18	21:08.663	10	11.068	1.211	69.03	1:54.984	10
22	12	Keith Roach	B2	6	Alexis Mk2	21:09.439	10	11.844	0.776	69.00	1:55.041	2
23	29	William Grimshaw	B2	7	Moorland Mk1	21:13.024	10	15.429	3.585	68.80	1:54.122	10
24	141	John Hutchison	C2	6	Lotus 18	21:21.721	10	24.126	8.697	68.33	1:57.168	8
25	99	Simon Jones	B2	8	Elva 100	21:27.100	10	29.505	5.379	68.05	1:59.487	8
26	28	Colin McKay	B2	9	Gemini Mk2	21:27.722	10	30.127	0.622	68.02	1:59.072	8
27	65	Richard Ferris	E1	8	Donford FJ	21:29.424	10	31.829	1.702	67.92	1:59.139	10
28	11	Nick Taylor	B2	10	Elva 100	22:09.939	10	1:12.344	40.515	65.85	1:51.282	9
29	26	Roger Dexter	B2	11	Elva 100	22:24.549	10	1:26.954	14.610	65.14	2:01.512	9
30	43	Guy Verhofstadt	B2	12	Elva 100	22:56.429	10	1:58.834	31.880	63.63	2:08.319	10
31	41	Peter Fenichel	C2	7	Cooper T56	21:21.191	9	-- 9 laps --	33.081	61.52	2:04.168	8
32	39	David Walker	C1	2	Lotus 18	21:29.990	9	8.799	8.799	61.11	2:13.178	7
33	31	Peter Edbrooke	C2	8	Lotus 18	22:44.427	9	1:23.236	1:14.437	57.77	2:17.891	2
		---------- NOT CLASSIFIED ----------										
DNF	69	Stuart Roach	E1		Alexis Mk4	5:15.181	3	-- 3 laps --		83.36	1:42.124	3
DNF	122	Adrian Russell	E1		Lotus 22	5:28.529	3	13.348	13.348	79.98	1:45.654	2
DNF	181	Greg Thornton	E1		Lotus 20/22	3:40.007	2	-- 2 laps --		79.62	1:45.268	2
DNF	5	Robin Longdon	D2		Lola Mk3	1:59.654	1	-- 1 laps --	4.915	73.20	1:59.654	1
DNF	63	Jason Williams	G3		Lotus 20/22							

---------- FASTEST LAP SUMMARY ----------

NO	DRIVER/S	CLASS	CAR MAKE / MODEL	FASTEST LAP	ON	MPH
175	Chris Goodwin	E1	Lotus 22	1:41.231	9	86.52
1	Peter de la Roche	D2	Lola Mk3	1:43.886	9	84.31
8	Alex Morton	B2	Condor S2	1:49.356	11	80.09
37	Andrew Taylor	C2	Cooper T56	1:49.424	9	80.04
147	Clinton McCarthy	C1	Lotus 18	1:54.984	10	76.17
63	Jason Williams	G3	Lotus 20/22			

Session Start: 17:31:13 - Finish: 17:52:09
Weather/Track Conditions: Bright / Dry
Circuit: Brands Hatch Grand Prix Circuit
Track Length: 3.916 Km - 2.4330 miles

These results are provisional until the conclusion of any judicial and technical matters.

Clerk of the Course:	Timekeeper:	Issued at:
	Nick Palmer	

MST

Printed: 01-07-2018 - 17:55

Results: www.mstworld.com. Live Timing: https://livetiming.getraceresults.com/mst. Email: timing@mstworld.com

Legends of Brands Hatch Superprix - 30 Jun - 1 Jul 2018

HSCC/FJHRA Silverline Historic Formula Junior

Race 18 - Sector Analysis

1	Peter de la Roche (D2)								Lola Mk3								
lap	Sect-1	Speed	Sect-2	Speed	Sect-3	Speed	Laptime	Pit	lap	Sect-1	Speed	Sect-2	Speed	Sect-3	Speed	Laptime	Pit
1		91.6	47.360	77.9	25.163	112.8	1:53.362		7	54.772	57.2	1:03.599	57.1	32.165	109.1	2:30.536	
2	33.402	93.1	47.016	75.2	24.966	114.3	1:45.384		8	34.132	91.2	47.016	80.6	24.887	112.6	1:46.035	
3	33.434	93.8	46.345	75.4	24.944	114.7	1:44.723		9	33.103	95.1	46.188	77.9	24.595	115.9	1:43.886	
4	32.926	94.4	46.208	73.5	25.175	114.7	1:44.309		10	32.665	93.3	46.277	83.0	25.172	116.7	1:44.114	
5	33.377	92.9	46.639	73.9	28.410	75.0	1:48.426		11	32.739	93.5	47.295	80.4	24.817	111.3	1:44.851	
6	40.802	62.4	1:19.281	47.6	43.130	48.3	2:43.213		12								

3	Justin Fleming (B2)								Lola Mk2								
lap	Sect-1	Speed	Sect-2	Speed	Sect-3	Speed	Laptime	Pit	lap	Sect-1	Speed	Sect-2	Speed	Sect-3	Speed	Laptime	Pit
1		74.8	54.440	74.6	27.637	107.9	2:12.928		6	51.773	47.8	1:13.394	51.3	37.752	68.0	2:42.919	
2	35.750	89.4	52.204	77.0	26.917	107.6	1:54.871		7	48.857	53.5	1:04.101	75.5	27.618	106.7	2:20.576	
3	36.202	85.8	51.320	76.8	27.228	106.5	1:54.750		8	36.355	85.4	51.014	76.4	26.843	107.0	1:54.212	
4	35.964	86.2	51.552	77.7	27.156	106.4	1:54.672		9	36.091	87.0	52.243	69.7	27.560	101.9	1:55.894	
5	39.289	60.9	1:05.017	50.2	35.895	72.3	2:20.201		10	35.532	90.4	51.121	73.3	27.123	103.7	1:53.776	

5	Robin Longdon (D2)								Lola Mk3								
lap	Sect-1	Speed	Sect-2	Speed	Sect-3	Speed	Laptime	Pit	lap	Sect-1	Speed	Sect-2	Speed	Sect-3	Speed	Laptime	Pit
1		89.5	49.211	76.2	26.154	111.7	1:59.654		2								

8	Alex Morton (B2)								Condor S2								
lap	Sect-1	Speed	Sect-2	Speed	Sect-3	Speed	Laptime	Pit	lap	Sect-1	Speed	Sect-2	Speed	Sect-3	Speed	Laptime	Pit
1		89.3	48.939	74.2	26.556	108.4	1:59.348		7	42.652	68.4	1:04.575	55.8	28.420	106.9	2:15.647	
2	34.852	89.7	48.989	77.9	26.381	107.4	1:50.222		8	34.593	88.4	49.106	79.0	26.179	107.7	1:49.878	
3	35.338	83.2	49.269	80.4	25.978	110.0	1:50.585		9	34.021	89.9	49.030	80.1	26.357	107.7	1:49.408	
4	34.330	86.2	49.404	80.8	26.154	107.6	1:49.888		10	34.389	89.5	49.389	74.2	26.499	107.2	1:50.277	
5	34.265	89.8	1:03.937	48.9	42.472	57.4	2:20.674		11	34.042	89.7	49.074	80.0	26.240	106.4	1:49.356	
6	48.805	57.3	1:10.437	60.4	33.094	79.2	2:32.336		12								

10	Mike Walker (B2)								Bond FJ								
lap	Sect-1	Speed	Sect-2	Speed	Sect-3	Speed	Laptime	Pit	lap	Sect-1	Speed	Sect-2	Speed	Sect-3	Speed	Laptime	Pit
1		83.0	53.066	69.2	27.196	108.9	2:08.207		7	49.883	54.0	1:04.119	68.0	26.971	108.1	2:20.973	
2	36.063	85.1	51.084	69.8	26.830	109.8	1:53.977		8	35.240	85.6	49.441	71.9	26.762	108.8	1:51.443	
3	36.026	85.7	50.395	73.8	26.641	110.4	1:53.062		9	35.023	88.5	50.009	73.3	26.610	108.4	1:51.642	
4	35.926	85.4	50.387	72.1	26.637	109.3	1:52.950		10	35.003	87.8	48.901	74.9	26.629	109.3	1:50.533	
5	34.820	80.6	1:13.475	54.1	38.159	66.5	2:26.454		11	36.937	85.8	49.305	75.0	26.538	105.7	1:52.780	
6	51.115	57.3	1:12.732	56.1	38.449	70.4	2:42.296		12								

11	Nick Taylor (B2)								Elva 100								
lap	Sect-1	Speed	Sect-2	Speed	Sect-3	Speed	Laptime	Pit	lap	Sect-1	Speed	Sect-2	Speed	Sect-3	Speed	Laptime	Pit
1		85.6	50.644	78.4	27.001	103.1	2:04.424		6	43.063	55.1	1:04.280	53.9	29.074	102.8	2:16.417	
2	36.254	86.3	50.599	77.0	27.125	101.6	1:53.978		7	36.233	87.6	49.838	77.0	26.800	104.2	1:52.871	
3	35.846	86.4	50.163	77.4	26.983	101.2	1:52.992		8	34.713	86.8	50.068	79.3	26.688	103.3	1:51.469	
4	38.913	80.4	54.188	73.4	In		3:43.632	P	9	34.693	87.6	49.741	78.1	26.848	103.0	1:51.282	
5	Out	52.6	1:10.022	56.6	32.656	86.9	2:49.981	P	10	35.858	87.6	50.211	77.6	26.824	103.4	1:52.893	

12	Keith Roach (B2)								Alexis Mk2								
lap	Sect-1	Speed	Sect-2	Speed	Sect-3	Speed	Laptime	Pit	lap	Sect-1	Speed	Sect-2	Speed	Sect-3	Speed	Laptime	Pit
1		79.0	53.742	74.8	27.789	104.1	2:12.115		6	51.903	43.1	1:13.179	47.3	37.792	61.5	2:42.874	
2	35.710	84.3	52.357	76.6	26.974	104.9	1:55.041		7	48.981	51.9	1:04.848	74.2	27.184	105.4	2:21.013	
3	35.824	84.9	53.194	75.1	27.341	104.4	1:56.359		8	36.159	86.1	51.904	76.7	28.178	105.2	1:56.241	
4	36.546	84.3	51.971	73.1	27.414	104.9	1:55.931		9	36.130	87.0	51.708	75.3	27.535	102.5	1:55.373	
5	38.084	57.5	1:04.670	54.4	36.234	71.0	2:18.988		10	37.328	82.8	50.982	78.9	27.194	105.4	1:55.504	

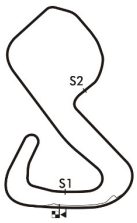

Session Start: 17:31:13 - Finish: 17:52:09
Weather/Track Conditions: Bright / Dry
Circuit: Brands Hatch Grand Prix Circuit
Track Length: 3.916 Km - 2.4330 miles
Printed: 01-07-2018 - 17:55

Legends of Brands Hatch Superprix - 30 Jun - 1 Jul 2018

HSCC/FJHRA Silverline Historic Formula Junior

Race 18 - Sector Analysis

13	John Arnold (B2)								Elva 100							
lap	Sect-1	Speed	Sect-2	Speed	Sect-3	Speed	Laptime	Pit	lap	Sect-1	Speed	Sect-2	Speed	Sect-3	Speed	Laptime	Pit
1		81.5	54.288	70.8	28.176	102.5	2:12.806		6	51.135	44.4	1:12.923	51.9	37.477	64.5	2:41.535	
2	36.641	85.8	52.194	77.4	27.297	102.6	1:56.132		7	49.658	49.9	59.634	74.4	27.448	100.6	2:16.740	
3	36.289	86.0	52.037	75.6	27.120	104.4	1:55.446		8	35.707	84.7	51.630	76.2	28.099	100.9	1:55.436	
4	37.536	83.1	52.023	77.1	27.102	103.6	1:56.661		9	36.025	85.2	51.976	67.6	28.557	100.9	1:56.558	
5	38.693	62.1	1:03.783	55.5	37.103	76.8	2:19.579		10	37.169	83.7	52.160	76.8	27.230	100.8	1:56.559	

14	Crispian Besley (C2)								Cooper T56							
lap	Sect-1	Speed	Sect-2	Speed	Sect-3	Speed	Laptime	Pit	lap	Sect-1	Speed	Sect-2	Speed	Sect-3	Speed	Laptime	Pit
1		85.0	50.499	82.0	26.409	108.4	2:03.175		7	42.848	53.1	1:04.379	53.0	28.062	107.2	2:15.289	
2	36.136	87.7	49.430	77.6	26.179	106.4	1:51.745		8	35.484	88.1	49.746	78.4	26.099	108.8	1:51.329	
3	35.040	88.6	49.615	80.6	25.954	106.7	1:50.609		9	34.641	88.4	49.460	74.3	25.991	106.4	1:50.092	
4	34.949	87.3	50.298	80.6	26.093	106.2	1:51.340		10	34.841	88.7	49.261	77.2	26.273	106.5	1:50.375	
5	35.446	88.6	59.196	51.4	43.148	45.4	2:17.790		11	34.735	88.7	49.126	75.5	26.213	107.4	1:50.074	
6	48.587	55.0	1:09.591	58.7	33.033	82.8	2:31.211		12								

25	Andrew Tart (B2)								Bond FJ							
lap	Sect-1	Speed	Sect-2	Speed	Sect-3	Speed	Laptime	Pit	lap	Sect-1	Speed	Sect-2	Speed	Sect-3	Speed	Laptime	Pit
1		87.4	50.449	79.2	26.429	111.5	2:02.866		7	43.041	56.4	1:04.325	51.3	28.843	109.3	2:16.209	
2	34.917	90.3	49.146	77.6	26.154	112.2	1:50.217		8	35.351	90.5	49.444	81.5	26.531	110.6	1:51.326	
3	34.815	89.7	49.094	79.1	26.385	112.0	1:50.294		9	34.868	92.2	48.909	80.0	26.170	111.5	1:49.947	
4	35.017	90.0	49.693	76.9	26.231	111.1	1:50.941		10	34.858	91.5	49.137	74.4	26.414	110.6	1:50.409	
5	34.983	89.8	1:00.735	48.2	42.061	52.8	2:17.779		11	34.928	91.4	48.864	80.6	26.679	110.0	1:50.471	
6	49.505	55.0	1:09.969	58.4	32.967	81.3	2:32.441		12								

26	Roger Dexter (B2)								Elva 100							
lap	Sect-1	Speed	Sect-2	Speed	Sect-3	Speed	Laptime	Pit	lap	Sect-1	Speed	Sect-2	Speed	Sect-3	Speed	Laptime	Pit
1		72.6	57.786	63.6	29.944	93.3	2:23.512		6	53.820	62.2	1:04.741	55.7	33.491	91.1	2:32.052	
2	39.800	73.3	58.353	56.4	31.289	93.6	2:09.442		7	38.593	77.5	56.096	67.2	29.444	94.0	2:04.133	
3	38.977	71.9	57.575	64.4	30.635	91.5	2:07.187		8	38.413	77.0	55.589	67.6	30.111	93.4	2:04.113	
4	39.258	76.1	58.508	62.8	36.592	72.6	2:14.358		9	37.940	78.1	54.303	66.3	29.269	95.4	2:01.512	
5	41.941	66.6	1:19.405	47.4	43.001	48.3	2:44.347		10	38.674	75.1	55.374	65.9	29.845	92.4	2:03.893	

28	Colin McKay (B2)								Gemini Mk2							
lap	Sect-1	Speed	Sect-2	Speed	Sect-3	Speed	Laptime	Pit	lap	Sect-1	Speed	Sect-2	Speed	Sect-3	Speed	Laptime	Pit
1		80.1	55.864	68.3	29.501	99.3	2:17.692		6	42.086	52.5	1:13.613	58.5	36.570	73.2	2:32.269	
2	38.810	75.2	54.597	66.9	28.566	98.9	2:01.973		7	50.231	55.7	1:02.544	64.5	28.579	99.6	2:21.354	
3	37.782	80.0	54.752	63.9	28.766	99.2	2:01.300		8	37.652	80.7	53.212	70.4	28.208	100.2	1:59.072	
4	37.357	80.6	54.358	69.8	28.621	98.9	2:00.336		9	36.982	83.6	53.405	71.6	28.910	96.9	1:59.297	
5	41.784	66.3	1:01.354	60.3	31.182	88.8	2:14.320		10	36.875	80.8	53.973	66.6	29.261	99.5	2:00.109	

29	William Grimshaw (B2)								Moorland Mk1							
lap	Sect-1	Speed	Sect-2	Speed	Sect-3	Speed	Laptime	Pit	lap	Sect-1	Speed	Sect-2	Speed	Sect-3	Speed	Laptime	Pit
1		63.5	54.939	64.0	28.780	102.8	2:17.787		6	50.745	46.7	1:12.980	61.1	37.762	77.3	2:41.487	
2	36.844	80.4	54.567	69.2	28.546	104.4	1:59.957		7				73.3	27.353	104.7	2:22.756	
3	34.972	87.1	52.528	66.8	27.657	104.4	1:55.157		8	36.822	78.6	52.395	74.9	27.536	104.9	1:56.753	
4	36.153	87.8	51.807	74.2	27.390	104.9	1:55.350		9	36.117	87.0	51.579	71.8	27.625	104.4	1:55.321	
5	39.985	54.1	59.244	63.2	35.105	61.3	2:14.334		10	35.461	86.0	51.741	80.1	26.920	104.5	1:54.122	

30	Trevor Griffiths (C2)								Emeryson FJ							
lap	Sect-1	Speed	Sect-2	Speed	Sect-3	Speed	Laptime	Pit	lap	Sect-1	Speed	Sect-2	Speed	Sect-3	Speed	Laptime	Pit
1		85.6	50.579	78.6	27.060	102.6	2:05.053		6	51.615	52.2	1:12.818	57.1	38.091	70.4	2:42.524	
2	35.989	85.7	52.739	75.6	26.984	102.5	1:55.712		7	49.485	54.4	1:02.531	71.9	27.822	99.3	2:19.838	
3	34.678	85.8	51.072	76.3	27.284	102.6	1:53.034		8	35.670	87.2	50.196	77.4	27.208	102.0	1:53.074	
4	35.372	83.7	51.549	73.1	27.662	99.9	1:54.583		9	34.941	84.5	51.452	74.8	27.267	101.2	1:53.660	
5	35.596	73.9	1:14.021	55.5	37.733	66.5	2:27.350		10	35.007	84.8	50.592	77.9	27.168	101.7	1:52.767	

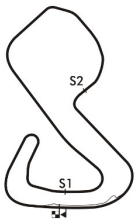

Session Start: 17:31:13 - Finish: 17:52:09
Weather/Track Conditions: Bright / Dry
Circuit: Brands Hatch Grand Prix Circuit
Track Length: 3.916 Km - 2.4330 miles
Printed: 01-07-2018 - 17:55

MST

Legends of Brands Hatch Superprix - 30 Jun - 1 Jul 2018

HSCC/FJHRA Silverline Historic Formula Junior

Race 18 - Sector Analysis

31 Peter Edbrooke (C2) — Lotus 18

lap	Sect-1	Speed	Sect-2	Speed	Sect-3	Speed	Laptime	Pit	lap	Sect-1	Speed	Sect-2	Speed	Sect-3	Speed	Laptime	Pit
1		67.8	1:02.370	61.2	31.549	89.3	2:36.077		6	49.553	55.2	1:14.969	56.0	33.523	85.7	2:38.045	
2	42.319	67.4	1:03.050	59.6	32.522	92.0	2:17.891		7	42.659	67.9	1:06.481	55.7	32.972	88.5	2:22.112	
3	42.672	67.4	1:14.872	49.0	34.378	84.9	2:31.922		8	42.041	70.6	1:03.254	47.1	37.244	76.8	2:22.539	
4	48.316	62.2	1:20.947	52.2	38.633	58.9	2:47.896		9	47.852	66.5	1:05.771	57.2	31.940	79.0	2:25.563	
5	50.624	55.8	1:13.234	52.1	38.524	63.6	2:42.382		10								

37 Andrew Taylor (C2) — Cooper T56

lap	Sect-1	Speed	Sect-2	Speed	Sect-3	Speed	Laptime	Pit	lap	Sect-1	Speed	Sect-2	Speed	Sect-3	Speed	Laptime	Pit
1		87.4	48.938	74.8	26.440	108.4	1:59.540		7	42.787	64.4	1:04.556	55.6	28.573	106.9	2:15.916	
2	35.557	87.4	48.929	80.3	26.151	107.2	1:50.637		8	34.839	85.7	48.938	78.4	26.459	106.7	1:50.236	
3	34.510	85.4	48.878	80.3	26.242	107.2	1:49.630		9	34.312	86.9	48.864	78.8	26.248	107.9	1:49.424	
4	34.331	87.0	50.106	80.5	26.364	107.6	1:50.801		10	34.517	86.8	48.941	73.6	26.632	106.5	1:50.090	
5	34.593	87.7	1:03.440	48.2	42.317	56.1	2:20.350		11	34.255	87.0	48.758	78.6	26.465	107.6	1:49.478	
6	49.026	56.8	1:10.556	57.9	32.833	82.0	2:32.415		12								

39 David Walker (C1) — Lotus 18

lap	Sect-1	Speed	Sect-2	Speed	Sect-3	Speed	Laptime	Pit	lap	Sect-1	Speed	Sect-2	Speed	Sect-3	Speed	Laptime	Pit
1		70.0	1:02.357	64.0	31.148	93.0	2:34.147		6	42.498	68.9	1:04.523	57.6	37.499	89.7	2:24.520	
2	42.295	73.3	1:01.562	61.7	33.321	88.4	2:17.178		7	41.288	73.9	1:00.225	63.9	31.665	94.4	2:13.178	
3	42.290	76.5	1:04.766	62.5	32.736	88.0	2:19.792		8	40.808	75.4	1:00.514	61.4	32.679	82.6	2:14.001	
4	43.701	72.6	1:12.861	48.0	42.456	56.8	2:39.018		9	40.775	72.1	1:02.176	62.4	32.775	87.7	2:15.726	
5	48.857	57.9	1:10.226	59.2	33.347	82.6	2:32.430		10								

40 Christopher Wilks (C2) — Deep Sanderson DS104

lap	Sect-1	Speed	Sect-2	Speed	Sect-3	Speed	Laptime	Pit	lap	Sect-1	Speed	Sect-2	Speed	Sect-3	Speed	Laptime	Pit
1		74.6	55.966	64.8	29.012	101.7	2:17.481		6	51.070	45.7	1:13.015	54.7	37.747	81.1	2:41.832	
2	36.730	80.0	52.932	72.0	27.870	101.9	1:57.532		7	49.782	47.6	59.022	71.8	27.613	100.8	2:16.417	
3	35.857	82.0	51.940	75.8	28.026	102.2	1:55.823		8	36.282	86.4	51.056	70.7	27.096	106.5	1:54.434	
4	36.183	84.4	53.070	71.0	27.651	102.5	1:56.904		9	35.582	84.4	51.627	70.6	27.980	101.2	1:55.189	
5	41.199	58.3	1:00.609	63.9	33.532	66.6	2:15.340		10	37.379	83.7	50.815	75.0	27.185	104.1	1:55.379	

41 Peter Fenichel (C2) — Cooper T56

lap	Sect-1	Speed	Sect-2	Speed	Sect-3	Speed	Laptime	Pit	lap	Sect-1	Speed	Sect-2	Speed	Sect-3	Speed	Laptime	Pit
1		76.7	57.983	66.8	29.215	99.0	2:23.519		6	53.205	64.1	1:05.462	50.3	32.496	96.9	2:31.163	
2	37.662	84.4	58.252	59.0	31.761	94.6	2:07.675		7	38.567	83.2	58.017	70.9	29.370	95.5	2:05.954	
3	39.055	81.0	58.558	63.7	30.727	96.0	2:08.340		8	37.611	86.0	56.798	69.2	29.759	99.0	2:04.168	
4	38.318	79.8	59.063	67.0	33.115	83.0	2:10.496		9	57.717	56.9	1:06.728	63.3	In		3:02.653	P
5	41.804	73.3	1:21.799	49.1	43.620	51.2	2:47.223		10								

43 Guy Verhofstadt (B2) — Elva 100

lap	Sect-1	Speed	Sect-2	Speed	Sect-3	Speed	Laptime	Pit	lap	Sect-1	Speed	Sect-2	Speed	Sect-3	Speed	Laptime	Pit
1		74.3	1:02.339	63.2	31.853	91.5	2:33.636		6	52.845	54.9	1:05.352	58.7	32.995	92.2	2:31.192	
2	41.573	71.8	1:00.713	69.4	31.919	92.6	2:14.205		7	40.551	75.2	57.893	70.0	30.695	93.6	2:09.139	
3	41.239	72.6	1:01.139	63.3	30.959	93.9	2:13.337		8	40.727	78.3	58.685	66.8	30.486	93.5	2:09.898	
4	40.836	78.1	1:00.706	57.2	38.501	68.7	2:20.043		9	41.406	55.5	1:00.758	66.1	30.238	94.8	2:12.402	
5	45.342	68.1	1:03.308	56.5	35.608	57.4	2:24.258		10	40.661	72.7	57.512	69.0	30.146	91.5	2:08.319	

55 Chris Drake (D2) — Elva 300

lap	Sect-1	Speed	Sect-2	Speed	Sect-3	Speed	Laptime	Pit	lap	Sect-1	Speed	Sect-2	Speed	Sect-3	Speed	Laptime	Pit
1		89.5	48.020	79.8	25.448	114.1	1:53.945		7	54.811	57.2	1:03.502	59.2	31.942	110.6	2:30.255	
2	33.272	95.0	47.146	78.7	25.131	114.9	1:45.549		8	33.885	92.9	47.014	83.8	25.048	113.3	1:45.947	
3	33.625	92.2	47.248	76.8	25.673	113.2	1:46.546		9	33.783	92.5	47.522	83.9	25.415	112.0	1:46.720	
4	32.764	94.2	47.352	79.7	25.011	113.7	1:45.127		10	33.765	90.6	46.914	84.5	25.431	113.2	1:46.110	
5	33.020	91.1	47.056	80.6	26.837	91.4	1:46.913		11	33.312	92.5	48.944	79.5	25.828	95.9	1:48.084	
6	39.428	62.6	1:19.390	47.4	42.879	49.2	2:41.697		12								

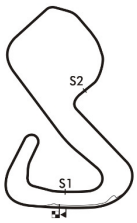

Session Start: 17:31:13 - Finish: 17:52:09
Weather/Track Conditions: Bright / Dry
Circuit: Brands Hatch Grand Prix Circuit
Track Length: 3.916 Km - 2.4330 miles
Printed: 01-07-2018 - 17:55

Legends of Brands Hatch Superprix - 30 Jun - 1 Jul 2018

HSCC/FJHRA Silverline Historic Formula Junior

Race 18 - Sector Analysis

56 Jeremy Deeley (C2) — Cooper T56

lap	Sect-1	Speed	Sect-2	Speed	Sect-3	Speed	Laptime	Pit	lap	Sect-1	Speed	Sect-2	Speed	Sect-3	Speed	Laptime	Pit
1		84.1	50.863	75.1	26.510	106.2	2:06.005		7	42.752	55.1	1:04.512	55.6	28.129	105.2	2:15.393	
2	35.505	85.2	50.803	72.7	26.345	106.5	1:52.653		8	35.335	86.5	49.626	73.9	26.327	107.0	1:51.288	
3	34.679	85.3	50.003	73.8	26.548	105.5	1:51.230		9	34.867	86.7	49.141	71.4	26.197	107.4	1:50.205	
4	34.630	89.1	49.485	76.1	26.268	105.2	1:50.383		10	34.562	85.0	49.288	72.9	26.292	107.4	1:50.142	
5	35.350	83.0	56.872	47.0	42.840	45.6	2:15.062		11	40.120	84.2	48.734	77.1	26.382	104.4	1:55.236	
6	48.850	55.6	1:09.700	53.8	32.533	90.5	2:31.083		12								

61 Phil Foulkes (E1) — Lotus 20/22

lap	Sect-1	Speed	Sect-2	Speed	Sect-3	Speed	Laptime	Pit	lap	Sect-1	Speed	Sect-2	Speed	Sect-3	Speed	Laptime	Pit
1		88.8	50.955	77.5	26.625	103.4	2:05.592		6	51.854	48.5	1:12.898	59.0	38.115	73.8	2:42.867	
2	35.684	87.4	53.282	75.6	27.319	103.6	1:56.285		7	49.321	55.2	1:03.803	75.6	27.087	103.1	2:20.211	
3	36.042	86.7	52.163	70.5	27.862	102.2	1:56.067		8	35.605	88.5	51.804	76.2	28.152	102.5	1:55.561	
4	34.828	88.8	52.726	74.6	27.495	102.2	1:55.049		9	35.802	87.1	51.402	70.4	28.322	101.7	1:55.526	
5	35.513	87.6	1:10.313	57.8	37.407	64.8	2:23.233		10	35.258	89.5	50.766	81.3	27.429	102.6	1:53.453	

63 Jason Williams (G3) — Lotus 20/22

lap	Sect-1	Speed	Sect-2	Speed	Sect-3	Speed	Laptime	Pit	lap	Sect-1	Speed	Sect-2	Speed	Sect-3	Speed	Laptime	Pit

65 Richard Ferris (E1) — Donford FJ

lap	Sect-1	Speed	Sect-2	Speed	Sect-3	Speed	Laptime	Pit	lap	Sect-1	Speed	Sect-2	Speed	Sect-3	Speed	Laptime	Pit
1		72.3	55.676	66.2	29.419	101.7	2:18.908		6	41.185	51.5	1:13.739	59.7	36.460	75.6	2:31.384	
2	36.989	75.9	56.476	68.9	28.953	99.9	2:02.418		7	51.336	65.3	1:01.147	64.3	28.575	102.0	2:21.058	
3	36.825	77.4	54.492	66.7	28.363	102.3	1:59.680		8	36.438	81.2	54.347	68.3	28.437	101.2	1:59.222	
4	36.323	78.7	57.237	70.3	29.276	84.2	2:02.836		9	37.635	73.5	54.923	71.6	28.755	99.3	2:01.313	
5	42.979	71.9	59.096	65.0	31.391	84.0	2:13.466		10	36.815	76.7	54.049	74.1	28.275	98.3	1:59.139	

69 Stuart Roach (E1) — Alexis Mk4

lap	Sect-1	Speed	Sect-2	Speed	Sect-3	Speed	Laptime	Pit	lap	Sect-1	Speed	Sect-2	Speed	Sect-3	Speed	Laptime	Pit
1		92.9	46.344	81.6	24.753	112.8	1:50.368		3	32.243	94.4	45.371	85.4	24.510	113.9	1:42.124	
2	32.537	93.9	45.527	90.0	24.625	113.7	1:42.689		4								

75 Peter Morton (E1) — Lightning Envoyette

lap	Sect-1	Speed	Sect-2	Speed	Sect-3	Speed	Laptime	Pit	lap	Sect-1	Speed	Sect-2	Speed	Sect-3	Speed	Laptime	Pit
1		93.8	46.585	79.6	24.613	112.6	1:49.495		7	53.146	67.0	1:05.288	48.8	32.055	96.3	2:30.489	
2	32.536	95.6	45.514	81.1	24.379	115.9	1:42.429		8	32.439	94.6	45.455	82.2	24.469	115.7	1:42.363	
3	32.324	94.6	45.311	81.2	24.280	114.9	1:41.915		9	32.051	97.6	45.284	81.9	24.635	115.5	1:41.970	
4	32.318	96.2	48.656	80.1	24.708	113.2	1:45.682		10	32.553	91.7	46.507	76.8	24.822	115.9	1:43.882	
5	31.896	98.3	46.262	72.0	33.657	78.7	1:51.815		11	33.826	94.6	46.169	81.9	24.994	115.9	1:44.989	
6	41.267	69.6	1:21.846	47.8	43.480	53.5	2:46.593		12								

76 Simon Durling (E1) — Lotus 22

lap	Sect-1	Speed	Sect-2	Speed	Sect-3	Speed	Laptime	Pit	lap	Sect-1	Speed	Sect-2	Speed	Sect-3	Speed	Laptime	Pit
1		76.5	54.932	68.3	28.037	106.2	2:13.654		6	51.514	43.1	1:13.079	54.5	37.480	64.0	2:42.073	
2	36.556	81.2	52.131	71.0	27.080	103.9	1:55.767		7	49.496	50.5	1:06.341	71.4	27.985	103.7	2:23.822	
3	36.213	82.7	51.126	74.0	27.113	106.7	1:54.452		8	35.127	88.0	50.471	70.9	27.116	106.9	1:52.714	
4	37.018	83.6	51.892	71.1	27.534	107.0	1:56.444		9	35.000	86.4	50.784	70.5	27.444	103.4	1:53.228	
5	38.033	58.0	1:04.625	57.3	36.591	77.1	2:19.249		10	36.676	87.1	50.522	74.5	26.876	106.7	1:54.074	

90 Andrew Hayden (E1) — Lotus 22

lap	Sect-1	Speed	Sect-2	Speed	Sect-3	Speed	Laptime	Pit	lap	Sect-1	Speed	Sect-2	Speed	Sect-3	Speed	Laptime	Pit
1		87.1	49.570	74.9	26.341	111.5	2:01.344		7	42.891	65.6	1:04.546	55.1	28.750	109.8	2:16.187	
2	34.784	84.8	49.749	76.6	26.512	110.9	1:51.045		8	34.788	89.3	48.843	74.9	26.090	111.8	1:49.721	
3	34.682	88.1	49.481	73.1	26.460	110.7	1:50.623		9	34.751	85.1	48.439	80.9	26.168	103.6	1:49.358	
4	34.883	85.0	49.671	75.2	26.203	104.4	1:50.757		10	35.758	87.4	48.353	71.9	26.655	111.5	1:50.766	
5	35.123	87.2	1:00.596	46.2	42.145	54.6	2:17.864		11	33.796	87.0	48.663	76.6	26.198	108.9	1:48.657	
6	49.175	59.6	1:10.145	58.7	32.981	81.5	2:32.301		12								

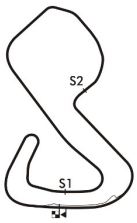

Session Start: 17:31:13 - Finish: 17:52:09
Weather/Track Conditions: Bright / Dry
Circuit: Brands Hatch Grand Prix Circuit
Track Length: 3.916 Km - 2.4330 miles
Printed: 01-07-2018 - 17:55

Legends of Brands Hatch Superprix - 30 Jun - 1 Jul 2018

HSCC/FJHRA Silverline Historic Formula Junior

Race 18 - Sector Analysis

93 Rudolf Ernst (E1) — Lotus 22

lap	Sect-1	Speed	Sect-2	Speed	Sect-3	Speed	Laptime	Pit	lap	Sect-1	Speed	Sect-2	Speed	Sect-3	Speed	Laptime	Pit
1		90.9	48.144	79.6	25.490	112.6	1:56.053		7	53.181	54.9	1:04.809	60.2	32.578	97.6	2:30.568	
2	33.547	93.3	46.948	80.4	25.297	111.8	1:45.792		8	33.753	90.5	48.939	78.5	25.131	112.2	1:47.823	
3	33.425	92.7	47.117	80.9	25.871	112.4	1:46.413		9	32.907	91.5	47.229	78.2	25.996	112.2	1:46.132	
4	32.956	93.1	48.436	75.6	25.351	110.4	1:46.743		10	32.738	88.0	47.243	78.8	25.249	113.2	1:45.230	
5	33.337	92.4	55.000	51.6	38.598	68.4	2:06.935		11	32.850	88.4	50.004	63.7	27.524	110.7	1:50.378	
6	45.326	64.9	1:03.417	57.9	35.574	57.9	2:24.317		12								

99 Simon Jones (B2) — Elva 100

lap	Sect-1	Speed	Sect-2	Speed	Sect-3	Speed	Laptime	Pit	lap	Sect-1	Speed	Sect-2	Speed	Sect-3	Speed	Laptime	Pit
1		75.7	55.824	69.9	28.721	100.2	2:16.433		6	41.912	52.8	1:13.786	59.1	36.615	76.4	2:32.313	
2	36.868	82.0	55.428	70.9	29.545	99.6	2:01.841		7	50.072	51.1	1:02.762	71.6	28.637	98.3	2:21.471	
3	36.753	80.4	54.820	68.7	28.877	98.1	2:00.450		8	36.938	80.7	53.586	71.6	28.963	98.4	1:59.487	
4	36.988	79.3	56.208	70.3	28.775	88.8	2:01.971		9	36.838	83.7	53.085	72.6	29.659	98.7	1:59.582	
5	41.606	72.2	1:01.476	59.4	30.961	86.4	2:14.043		10	36.468	80.3	54.008	69.7	29.033	97.7	1:59.509	

122 Adrian Russell (E1) — Lotus 22

lap	Sect-1	Speed	Sect-2	Speed	Sect-3	Speed	Laptime	Pit	lap	Sect-1	Speed	Sect-2	Speed	Sect-3	Speed	Laptime	Pit
1		91.9	48.651	75.4	25.478	115.1	1:56.816		3	33.273	94.7	47.288	80.3	25.498	113.0	1:46.059	
2	33.193	94.7	47.346	84.5	25.115	113.0	1:45.654		4								

141 John Hutchison (C2) — Lotus 18

lap	Sect-1	Speed	Sect-2	Speed	Sect-3	Speed	Laptime	Pit	lap	Sect-1	Speed	Sect-2	Speed	Sect-3	Speed	Laptime	Pit
1		72.9	54.897	64.4	28.076	102.0	2:14.187		6	50.309	49.3	1:13.814	62.8	37.083	81.2	2:41.206	
2	38.047	83.3	53.530	72.5	27.745	103.7	1:59.322		7	49.757	50.5	1:00.730	70.0	28.975	100.8	2:19.462	
3	37.036	81.0	54.102	71.3	27.838	103.6	1:58.976		8	37.275	83.6	51.893	76.8	28.000	104.7	1:57.168	
4	37.435	80.5	53.437	70.0	28.024	102.3	1:58.896		9	36.098	84.8	54.257	69.2	27.948	103.3	1:58.303	
5	38.610	61.1	1:02.973	65.3	32.131	71.7	2:13.714		10	37.339	84.1	55.247	72.3	27.901	96.7	2:00.487	

147 Clinton McCarthy (C1) — Lotus 18

lap	Sect-1	Speed	Sect-2	Speed	Sect-3	Speed	Laptime	Pit	lap	Sect-1	Speed	Sect-2	Speed	Sect-3	Speed	Laptime	Pit
1		76.3	54.932	67.4	27.968	102.5	2:14.443		6	50.766	45.0	1:12.705	56.5	37.397	70.1	2:40.868	
2	37.180	82.2	52.980	76.6	27.803	107.2	1:57.963		7	50.084	53.3	1:00.063	77.2	27.983	105.5	2:18.130	
3	36.455	84.3	52.548	78.4	27.483	106.7	1:56.486		8	36.128	87.1	52.990	76.5	27.654	108.2	1:56.772	
4	37.192	79.4	53.571	76.2	27.808	105.2	1:58.571		9	36.428	86.7	51.815	76.5	27.830	104.1	1:56.073	
5	40.404	60.9	59.044	69.3	34.925	67.1	2:14.373		10	36.792	82.6	51.258	81.6	26.934	106.9	1:54.984	

161 Andrew Beaumont (E1) — Lotus 22

lap	Sect-1	Speed	Sect-2	Speed	Sect-3	Speed	Laptime	Pit	lap	Sect-1	Speed	Sect-2	Speed	Sect-3	Speed	Laptime	Pit
1		91.2	48.184	79.4	25.481	113.5	1:55.614		7	55.147	58.4	1:03.233	53.6	31.544	109.7	2:29.924	
2	33.105	94.6	47.308	83.4	24.985	114.7	1:45.398		8	33.999	94.6	47.048	81.3	25.053	116.1	1:46.100	
3	33.253	90.5	46.969	79.3	25.047	114.9	1:45.269		9	33.782	88.5	47.515	82.3	24.853	114.7	1:46.150	
4	33.303	95.1	47.081	82.7	24.798	115.9	1:45.182		10	33.042	94.4	46.787	80.0	24.950	115.1	1:44.779	
5	33.144	93.3	47.520	81.9	26.625	90.5	1:47.289		11	32.591	93.5	48.383	82.9	25.080	112.8	1:46.054	
6	39.314	65.8	1:19.638	53.9	42.843	52.2	2:41.795		12								

163 Laine Martin (D2) — Lotus 20

lap	Sect-1	Speed	Sect-2	Speed	Sect-3	Speed	Laptime	Pit	lap	Sect-1	Speed	Sect-2	Speed	Sect-3	Speed	Laptime	Pit
1		92.5	48.339	70.9	25.834	115.3	1:57.458		7	53.576	50.1	1:04.528	61.3	32.254	96.5	2:30.358	
2	33.773	95.6	47.695	79.0	25.298	116.9	1:46.766		8	34.316	94.6	48.612	78.9	25.202	117.3	1:48.130	
3	33.256	93.4	47.498	78.5	25.192	116.5	1:45.946		9	33.155	96.7	47.006	75.5	25.860	116.7	1:46.021	
4	33.306	94.8	48.690	76.5	25.653	116.1	1:47.649		10	33.075	93.5	47.024	82.5	25.017	117.3	1:45.116	
5	33.750	95.5	52.067	51.7	38.818	67.7	2:04.635		11	33.068	92.9	47.702	79.7	25.836	115.7	1:46.606	
6	45.237	62.1	1:03.675	63.5	35.299	53.5	2:24.211		12								

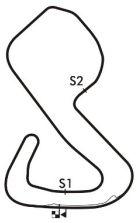

Session Start: 17:31:13 - Finish: 17:52:09
Weather/Track Conditions: Bright / Dry
Circuit: Brands Hatch Grand Prix Circuit
Track Length: 3.916 Km - 2.4330 miles
Printed: 01-07-2018 - 17:55

Legends of Brands Hatch Superprix - 30 Jun - 1 Jul 2018

HSCC/FJHRA Silverline Historic Formula Junior

Race 18 - Sector Analysis

175	Chris Goodwin (E1)								Lotus 22								
lap	Sect-1	Speed	Sect-2	Speed	Sect-3	Speed	Laptime	Pit	lap	Sect-1	Speed	Sect-2	Speed	Sect-3	Speed	Laptime	Pit
1		95.9	46.114	81.1	24.940	115.5	1:49.415		7	52.812	63.8	1:05.800	50.3	30.194	114.1	2:28.806	
2	32.130	98.4	45.426	85.3	24.778	116.1	1:42.334		8	32.473	98.4	45.614	82.4	24.560	116.9	1:42.647	
3	32.209	98.4	45.273	84.2	24.481	117.3	1:41.963		9	31.664	100.0	45.296	87.2	24.271	117.5	1:41.231	
4	32.024	98.4	45.482	83.8	24.920	116.5	1:42.426		10	32.764	98.6	46.117	83.7	25.117	114.1	1:43.998	
5	31.770	99.6	48.004	84.8	31.235	74.7	1:51.009		11	33.513	94.6	45.938	85.0	24.391	117.9	1:43.842	
6	43.182	60.4	1:22.523	48.8	43.916	49.4	2:49.621		12								

181	Greg Thornton (E1)								Lotus 20/22								
lap	Sect-1	Speed	Sect-2	Speed	Sect-3	Speed	Laptime	Pit	lap	Sect-1	Speed	Sect-2	Speed	Sect-3	Speed	Laptime	Pit
1		92.5	47.559	76.6	25.895	112.0	1:54.739		2	33.362	93.4	46.796	80.9	25.110	113.5	1:45.268	

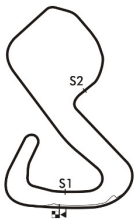

Session Start: 17:31:13 - Finish: 17:52:09
Weather/Track Conditions: Bright / Dry
Circuit: Brands Hatch Grand Prix Circuit
Track Length: 3.916 Km - 2.4330 miles

Printed: 01-07-2018 - 17:55

Results: www.mstworld.com. Live Timing: https://livetiming.getraceresults.com/mst. Email: timing@mstworld.com

Legends of Brands Hatch Superprix - 30 Jun - 1 Jul 2018

HSCC/FJHRA Silverline Historic Formula Junior

Race 18 - Best Sector Times

	SECTOR 1			SECTOR 2			SECTOR 3		
	NO	TIME	LAP	NO	TIME	LAP	NO	TIME	LAP
1	175	31.664	9	175	45.273	3	175	24.271	9
2	75	31.896	5	75	45.284	9	75	24.280	3
3	69	32.243	3	69	45.371	3	69	24.510	3
4	161	32.591	11	1	46.188	9	1	24.595	9
5	1	32.665	10	161	46.787	10	161	24.798	4
6	93	32.738	10	181	46.796	2	55	25.011	4
7	55	32.764	4	55	46.914	10	163	25.017	10
8	163	33.068	11	93	46.948	2	181	25.110	2
9	122	33.193	2	163	47.006	9	122	25.115	2
10	181	33.362	2	122	47.288	3	93	25.131	8
11	90	33.796	11	90	48.353	10	14	25.954	3
12	8	34.021	9	56	48.734	11	8	25.978	3
13	37	34.255	11	37	48.758	11	90	26.090	8
14	56	34.562	10	25	48.864	11	37	26.151	2
15	14	34.641	9	10	48.901	10	5	26.154	1
16	30	34.678	3	8	48.939	1	25	26.154	2
17	11	34.693	9	14	49.126	11	56	26.197	9
18	25	34.815	3	5	49.211	1	10	26.538	11
19	10	34.820	5	11	49.741	9	61	26.625	1
20	61	34.828	4	30	50.196	8	11	26.688	8
21	29	34.972	3	76	50.471	8	3	26.843	8
22	76	35.000	9	61	50.766	10	76	26.876	10
23	3	35.532	10	40	50.815	10	29	26.920	10
24	40	35.582	9	12	50.982	10	147	26.934	10
25	13	35.707	8	3	51.014	8	12	26.974	2
26	12	35.710	2	147	51.258	10	30	26.984	2
27	5	35.839	2	29	51.579	9	40	27.096	8
28	141	36.098	9	13	51.630	8	13	27.102	4
29	147	36.128	8	141	51.893	8	141	27.745	2
30	65	36.323	4	99	53.085	9	28	28.208	8
31	99	36.468	10	28	53.212	8	65	28.275	10
32	28	36.875	10	65	54.049	10	99	28.637	7
33	41	37.611	8	26	54.303	9	41	29.215	1
34	26	37.940	9	41	56.798	8	26	29.269	9
35	43	40.551	7	43	57.512	10	43	30.146	10
36	39	40.775	9	39	1:00.225	7	39	31.148	1
37	31	42.041	8	31	1:02.370	1	31	31.549	1
38	63			63			63		

IDEAL / BEST LAP COMPARISON

NO	NAME	BEST	IN	IDEAL	DIFF
175	Chris Goodwin	1:41.231	9	1:41.208	+0.023
75	Peter Morton	1:41.915	3	1:41.460	+0.455
1	Peter de la Roche	1:43.886	9	1:43.448	+0.438
161	Andrew Beaumont	1:44.779	10	1:44.176	+0.603
163	Laine Martin	1:45.116	10	1:45.091	+0.025
55	Chris Drake	1:45.127	4	1:44.689	+0.438
93	Rudolf Ernst	1:45.230	10	1:44.817	+0.413
90	Andrew Hayden	1:48.657	11	1:48.239	+0.418
8	Alex Morton	1:49.356	11	1:48.938	+0.418
37	Andrew Taylor	1:49.424	9	1:49.164	+0.260
25	Andrew Tart	1:49.947	9	1:49.833	+0.114
14	Crispian Besley	1:50.074	11	1:49.721	+0.353
56	Jeremy Deeley	1:50.142	10	1:49.493	+0.649
10	Mike Walker	1:50.533	10	1:50.259	+0.274
11	Nick Taylor	1:51.282	9	1:51.122	+0.160
76	Simon Durling	1:52.714	8	1:52.347	+0.367
30	Trevor Griffiths	1:52.767	10	1:51.858	+0.909
61	Phil Foulkes	1:53.453	10	1:52.219	+1.234
3	Justin Fleming	1:53.776	10	1:53.389	+0.387
29	William Grimshaw	1:54.122	10	1:53.471	+0.651
40	Christopher Wilks	1:54.434	8	1:53.493	+0.941
147	Clinton McCarthy	1:54.984	10	1:54.320	+0.664
12	Keith Roach	1:55.041	2	1:53.666	+1.375
13	John Arnold	1:55.436	8	1:54.439	+0.997
141	John Hutchison	1:57.168	8	1:55.736	+1.432
28	Colin McKay	1:59.072	8	1:58.295	+0.777
65	Richard Ferris	1:59.139	10	1:58.647	+0.492
99	Simon Jones	1:59.487	8	1:58.190	+1.297
26	Roger Dexter	2:01.512	9	2:01.512	+0.000
41	Peter Fenichel	2:04.168	8	2:03.624	+0.544
43	Guy Verhofstadt	2:08.319	10	2:08.209	+0.110
39	David Walker	2:13.178	7	2:12.148	+1.030
31	Peter Edbrooke	2:17.891	2	2:15.960	+1.931
69	Stuart Roach	1:42.124	3	1:42.124	+0.000
181	Greg Thornton	1:45.268	2	1:45.268	+0.000
122	Adrian Russell	1:45.654	2	1:45.596	+0.058
5	Robin Longdon	1:59.654	1	1:51.204	+8.450
63	Jason Williams				+

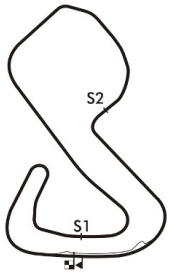

Session Start: 17:31:13 - Finish: 17:52:09
Weather/Track Conditions: Bright / Dry
Circuit: Brands Hatch Grand Prix Circuit
Track Length: 3.916 Km - 2.4330 miles

Printed: 01-07-2018 - 17:55

Legends of Brands Hatch Superprix - 30 Jun - 1 Jul 2018

HSCC/FJHRA Silverline Historic Formula Junior

Race 18 - Best Sector Speeds

	NO	SECTOR 1	MPH	NO	SECTOR 2	MPH	NO	SECTOR 3	MPH
1	175	Chris Goodwin	100.0	69	Stuart Roach	90.0	175	Chris Goodwin	117.9
2	75	Peter Morton	98.3	175	Chris Goodwin	87.2	163	Laine Martin	117.3
3	163	Laine Martin	96.7	55	Chris Drake	84.5	1	Peter de la Roche	116.7
4	1	Peter de la Roche	95.1	122	Adrian Russell	84.5	161	Andrew Beaumont	116.1
5	122	Adrian Russell	95.1	161	Andrew Beaumont	83.4	75	Peter Morton	115.9
6	161	Andrew Beaumont	95.1	1	Peter de la Roche	83.0	122	Adrian Russell	115.1
7	55	Chris Drake	95.0	163	Laine Martin	82.5	55	Chris Drake	114.9
8	69	Stuart Roach	94.4	75	Peter Morton	82.2	69	Stuart Roach	113.9
9	181	Greg Thornton	93.4	14	Crispian Besley	82.0	181	Greg Thornton	113.5
10	93	Rudolf Ernst	93.3	147	Clinton McCarthy	81.6	93	Rudolf Ernst	113.2
11	25	Andrew Tart	92.2	25	Andrew Tart	81.5	25	Andrew Tart	112.2
12	3	Justin Fleming	90.4	61	Phil Foulkes	81.3	90	Andrew Hayden	111.8
13	8	Alex Morton	89.9	90	Andrew Hayden	80.9	5	Robin Longdon	111.7
14	5	Robin Longdon	89.5	93	Rudolf Ernst	80.9	10	Mike Walker	110.4
15	61	Phil Foulkes	89.5	181	Greg Thornton	80.9	8	Alex Morton	110.0
16	90	Andrew Hayden	89.3	8	Alex Morton	80.8	14	Crispian Besley	108.8
17	56	Jeremy Deeley	89.1	37	Andrew Taylor	80.5	37	Andrew Taylor	108.4
18	14	Crispian Besley	88.7	29	William Grimshaw	80.1	147	Clinton McCarthy	108.2
19	10	Mike Walker	88.5	11	Nick Taylor	79.3	3	Justin Fleming	107.9
20	76	Simon Durling	88.0	12	Keith Roach	78.9	56	Jeremy Deeley	107.4
21	29	William Grimshaw	87.8	30	Trevor Griffiths	78.6	76	Simon Durling	107.0
22	37	Andrew Taylor	87.7	3	Justin Fleming	77.7	40	Christopher Wilks	106.5
23	11	Nick Taylor	87.6	13	John Arnold	77.4	12	Keith Roach	105.4
24	30	Trevor Griffiths	87.2	56	Jeremy Deeley	77.1	29	William Grimshaw	104.9
25	147	Clinton McCarthy	87.1	141	John Hutchison	76.8	141	John Hutchison	104.7
26	12	Keith Roach	87.0	5	Robin Longdon	76.2	13	John Arnold	104.4
27	40	Christopher Wilks	86.4	40	Christopher Wilks	75.8	11	Nick Taylor	104.2
28	13	John Arnold	86.0	10	Mike Walker	75.0	61	Phil Foulkes	103.6
29	41	Peter Fenichel	86.0	76	Simon Durling	74.5	30	Trevor Griffiths	102.6
30	141	John Hutchison	84.8	65	Richard Ferris	74.1	65	Richard Ferris	102.3
31	99	Simon Jones	83.7	99	Simon Jones	72.6	28	Colin McKay	100.2
32	28	Colin McKay	83.6	28	Colin McKay	71.6	99	Simon Jones	100.2
33	65	Richard Ferris	81.2	41	Peter Fenichel	70.9	41	Peter Fenichel	99.0
34	43	Guy Verhofstadt	78.3	43	Guy Verhofstadt	70.0	26	Roger Dexter	95.4
35	26	Roger Dexter	78.1	26	Roger Dexter	67.6	43	Guy Verhofstadt	94.8
36	39	David Walker	76.5	39	David Walker	64.0	39	David Walker	94.4
37	31	Peter Edbrooke	70.6	31	Peter Edbrooke	61.2	31	Peter Edbrooke	92.0
38	63	Jason Williams	0.0	63	Jason Williams	0.0	63	Jason Williams	0.0

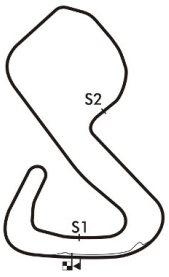

Session Start: 17:31:13 - Finish: 17:52:09
Weather/Track Conditions: Bright / Dry
Circuit: Brands Hatch Grand Prix Circuit
Track Length: 3.916 Km - 2.4330 miles

Printed: 01-07-2018 - 17:55

Legends of Brands Hatch Superprix - 30 Jun - 1 Jul 2018

HSCC/FJHRA Silverline Historic Formula Junior

Race 18 - Lap Chart

Lap 1			Lap 2			Lap 3			Lap 4			Lap 5			Lap 6		
NO	Behind	Laptime	NO	Behind	Laptime	NO	Behind	Laptime	NO	Behind	Laptime	NO	Behind	Laptime	NO	Behind	Laptime
175		1:49.415	175		1:42.334	175		1:41.963	175		1:42.426	175		1:51.009	175		2:49.621
75	0.080	1:49.495	75	0.175	1:42.429	75	0.127	1:41.915	75	3.383	1:45.682	41	1 LAP	2:10.496	41	1 LAP	2:47.223
69	0.953	1:50.368	69	1.308	1:42.689	69	1.469	1:42.124	43	1 LAP	2:13.337	75	4.189	1:51.815	75	1.161	2:46.593
1	3.947	1:53.362	1	6.997	1:45.384	1	9.757	1:44.723	1	11.640	1:44.309	26	1 LAP	2:14.358	26	1 LAP	2:44.347
55	4.530	1:53.945	55	7.745	1:45.549	55	12.328	1:46.546	39	1 LAP	2:19.792	1	9.057	1:48.426	1	2.649	2:43.213
181	5.324	1:54.739	181	8.258	1:45.268	161	12.569	1:45.269	55	15.029	1:45.127	55	10.933	1:46.913	55	3.009	2:41.697
161	6.199	1:55.614	161	9.263	1:45.398	93	14.546	1:46.413	161	15.325	1:45.182	161	11.605	1:47.289	161	3.779	2:41.795
93	6.638	1:56.053	93	10.096	1:45.792	122	14.817	1:46.059	93	18.863	1:46.743	43	1 LAP	2:20.043	43	1 LAP	2:24.258
122	7.401	1:56.816	122	10.721	1:45.654	163	16.458	1:45.946	163	21.681	1:47.649	93	34.789	2:06.935	93	9.485	2:24.317
163	8.043	1:57.458	163	12.475	1:46.766	37	26.095	1:49.630	31	1 LAP	2:31.922	163	35.307	2:04.635	163	9.897	2:24.211
8	9.933	1:59.348	8	17.821	1:50.222	8	26.443	1:50.585	8	33.905	1:49.888	11	1 LAP	3:43.632	39	1 LAP	2:32.430
37	10.125	1:59.540	37	18.428	1:50.637	90	29.300	1:50.623	37	34.470	1:50.801	39	1 LAP	2:39.018	8	46.285	2:32.336
5	10.239	1:59.654	90	20.640	1:51.045	25	29.665	1:50.294	90	37.631	1:50.757	8	1:03.570	2:20.674	37	46.605	2:32.415
90	11.929	2:01.344	25	21.334	1:50.217	14	31.817	1:50.609	25	38.180	1:50.941	37	1:03.811	2:20.350	90	47.166	2:32.301
25	13.451	2:02.866	14	23.171	1:51.745	56	36.176	1:51.230	14	40.731	1:51.340	90	1:04.486	2:17.864	25	47.770	2:32.441
14	13.760	2:03.175	11	26.653	1:53.978	11	37.682	1:52.992	56	44.133	1:50.383	25	1:04.950	2:17.779	11	1 LAP	2:49.981
11	15.009	2:04.424	56	26.909	1:52.653	30	40.087	1:53.034	10	52.058	1:52.950	14	1:07.512	2:17.790	14	49.102	2:31.211
30	15.638	2:05.053	30	29.016	1:55.712	10	41.534	1:53.062	30	52.244	1:54.583	56	1:08.186	2:15.062	56	49.648	2:31.083
61	16.177	2:05.592	61	30.128	1:56.285	61	44.232	1:56.067	61	56.855	1:55.049	31	1 LAP	2:47.896	31	1 LAP	2:42.382
56	16.590	2:06.005	10	30.435	1:53.977	3	48.837	1:54.750	3	1:01.083	1:54.672	10	1:27.503	2:26.454	10	1:20.178	2:42.296
10	18.792	2:08.207	12	35.407	1:55.041	12	49.803	1:56.359	12	1:03.308	1:55.931	30	1:28.585	2:27.350	30	1:21.488	2:42.524
12	22.700	2:12.115	3	36.050	1:54.871	76	50.161	1:54.452	76	1:04.179	1:56.444	61	1:29.079	2:23.233	61	1:22.325	2:42.867
13	23.391	2:12.806	13	37.189	1:56.132	13	50.672	1:55.446	13	1:04.907	1:56.661	3	1:30.275	2:20.201	3	1:23.573	2:42.919
3	23.513	2:12.928	76	37.672	1:55.767	147	55.180	1:56.486	147	1:11.325	1:58.571	12	1:31.287	2:18.988	12	1:24.540	2:42.874
76	24.239	2:13.654	147	40.657	1:57.963	40	57.124	1:55.823	40	1:11.602	1:56.904	76	1:32.419	2:19.249	76	1:24.871	2:42.073
141	24.772	2:14.187	141	41.760	1:59.322	141	58.773	1:58.976	29	1:12.113	1:55.350	13	1:33.477	2:19.579	13	1:25.391	2:41.535
147	25.028	2:14.443	40	43.264	1:57.532	29	59.189	1:55.157	141	1:15.243	1:58.896	147	1:34.689	2:14.373	147	1:25.936	2:40.868
99	27.018	2:16.433	29	45.995	1:59.957	99	1:05.012	2:00.450	99	1:24.557	2:01.971	29	1:35.438	2:14.334	29	1:27.304	2:41.487
40	28.066	2:17.481	99	46.525	2:01.841	28	1:07.253	2:01.300	28	1:25.163	2:00.336	40	1:35.933	2:15.340	40	1:28.144	2:41.832
28	28.277	2:17.692	28	47.916	2:01.973	65	1:07.294	1:59.680	65	1:27.704	2:02.836	141	1:37.948	2:13.714	141	1:29.533	2:41.206
29	28.372	2:17.787	65	49.577	2:02.418	41	1:25.822	2:08.340				99	1:47.591	2:14.043	99	1:30.283	2:32.313
65	29.493	2:18.908	41	59.445	2:07.675	26	1:26.429	2:07.187				28	1:48.474	2:14.320	28	1:31.122	2:32.269
26	34.097	2:23.512	26	1:01.205	2:09.442							65	1:50.161	2:13.466	65	1:31.924	2:31.384
41	34.104	2:23.519	43	1:16.092	2:14.205												
43	44.221	2:33.636	39	1:19.576	2:17.178												
39	44.732	2:34.147	31	1:22.219	2:17.891												
31	46.662	2:36.077															

Session Start: 17:31:13 - Finish: 17:52:09
Weather/Track Conditions: Bright / Dry
Circuit: Brands Hatch Grand Prix Circuit
Track Length: 3.916 Km - 2.4330 miles
Printed: 01-07-2018 - 17:56

MST
Results: www.mstworld.com. Live Timing: https://livetiming.getraceresults.com/mst. Email: timing@mstworld.com

Legends of Brands Hatch Superprix - 30 Jun - 1 Jul 2018

HSCC/FJHRA Silverline Historic Formula Junior

Race 18 - Lap Chart

Lap 7			Lap 8			Lap 9			Lap 10			Lap 11		
NO	Behind	Laptime	NO	Behind	Laptime	NO	Behind	Laptime	NO	Behind	Laptime	NO	Behind	Laptime
175		2:28.806	175		1:42.647	175		1:41.231	175		1:43.998	175		1:43.842
41	1 LAP	2:31.163	75	2.560	1:42.363	75	3.299	1:41.970	147	1 LAP	1:56.073	30	1 LAP	1:52.767
75	2.844	2:30.489	55	7.758	1:45.947	1	10.422	1:43.886	12	1 LAP	1:55.373	75	4.330	1:44.989
1	4.379	2:30.536	1	7.767	1:46.035	55	13.247	1:46.720	39	2 LAPS	2:14.001	61	1 LAP	1:53.453
55	4.458	2:30.255	161	8.350	1:46.100	161	13.269	1:46.150	75	3.183	1:43.882	3	1 LAP	1:53.776
161	4.897	2:29.924	93	16.423	1:47.823	93	21.324	1:46.132	29	1 LAP	1:55.321	76	1 LAP	1:54.074
26	1 LAP	2:32.052	163	16.932	1:48.130	163	21.722	1:46.021	141	1 LAP	1:58.303	40	1 LAP	1:55.379
43	1 LAP	2:31.192	41	1 LAP	2:05.954	31	2 LAPS	2:22.112	1	10.538	1:44.114	13	1 LAP	1:56.559
93	11.247	2:30.568	26	1 LAP	2:04.133	8	48.534	1:49.408	161	14.050	1:44.779	147	1 LAP	1:54.984
163	11.449	2:30.358	43	1 LAP	2:09.139	41	1 LAP	2:04.168	99	1 LAP	1:59.582	1	11.547	1:44.851
8	33.126	2:15.647	8	40.357	1:49.878	37	49.497	1:49.424	28	1 LAP	1:59.297	12	1 LAP	1:55.504
37	33.715	2:15.916	37	41.304	1:50.236	26	1 LAP	2:04.113	55	15.359	1:46.110	29	1 LAP	1:54.122
90	34.547	2:16.187	90	41.621	1:49.721	90	49.748	1:49.358	65	1 LAP	2:01.313	161	16.262	1:46.054
25	35.173	2:16.209	25	43.852	1:51.326	25	52.568	1:49.947	93	22.556	1:45.230	55	19.601	1:48.084
14	35.585	2:15.289	14	44.267	1:51.329	14	53.128	1:50.092	163	22.840	1:45.116	41	2 LAPS	3:02.653
11	1 LAP	2:16.417	56	44.876	1:51.288	56	53.850	1:50.205	8	54.813	1:50.277	141	1 LAP	2:00.487
56	36.235	2:15.393	11	1 LAP	1:52.871	11	1 LAP	1:51.469	37	55.589	1:50.090	163	25.604	1:46.606
39	1 LAP	2:24.520	39	1 LAP	2:13.178	43	1 LAP	2:09.898	90	56.516	1:50.766	93	29.092	1:50.378
10	1:12.345	2:20.973	10	1:21.141	1:51.443	10	1:31.552	1:51.642	25	58.979	1:50.409	99	1 LAP	1:59.509
30	1:12.520	2:19.838	30	1:22.947	1:53.074	30	1:35.376	1:53.660	14	59.505	1:50.375	28	1 LAP	2:00.109
13	1:13.325	2:16.740	13	1:26.114	1:55.436	61	1:40.939	1:55.526	56	59.994	1:50.142	65	1 LAP	1:59.139
61	1:13.730	2:20.211	61	1:26.644	1:55.561	13	1:41.441	1:56.558	11	1 LAP	1:51.282	39	2 LAPS	2:15.726
147	1:15.260	2:18.130	3	1:26.908	1:54.212	40	1:41.500	1:55.189	31	2 LAPS	2:22.539	8	1:00.327	1:49.356
3	1:15.343	2:20.576	40	1:27.542	1:54.434	3	1:41.571	1:55.894	26	1 LAP	2:01.512	37	1:01.225	1:49.478
40	1:15.755	2:16.417	147	1:29.385	1:56.772	76	1:41.951	1:53.228	43	1 LAP	2:12.402	90	1:01.331	1:48.657
12	1:16.747	2:21.013	76	1:29.954	1:52.714				10	1:38.087	1:50.533	25	1:05.608	1:50.471
76	1:19.887	2:23.822	12	1:30.341	1:56.241							14	1:05.737	1:50.074
141	1:20.189	2:19.462	141	1:34.710	1:57.168							56	1:11.388	1:55.236
29	1:21.254	2:22.756	29	1:35.360	1:56.753							11	1 LAP	1:52.893
99	1:22.948	2:21.471	99	1:39.788	1:59.487							26	1 LAP	2:03.893
28	1:23.670	2:21.354	28	1:40.095	1:59.072							10	1:47.025	1:52.780
65	1:24.176	2:21.058	65	1:40.751	1:59.222							31	2 LAPS	2:25.563
31	1 LAP	2:38.045										43	1 LAP	2:08.319

Session Start: 17:31:13 - Finish: 17:52:09
Weather/Track Conditions: Bright / Dry
Circuit: Brands Hatch Grand Prix Circuit
Track Length: 3.916 Km - 2.4330 miles
Printed: 01-07-2018 - 17:56

Results: www.mstworld.com. Live Timing: https://livetiming.getraceresults.com/mst. Email: timing@mstworld.com