Historic Sports Car Club

Silverstone International Trophy

Saturday 16th – Sunday 17th June 2018

Results Booklet

Timing & Results by MST SYSTEMS Ltd.
www.mstworld.com

© MST SYSTEMS Ltd. 2018
The Haysfield, Spring Lane North, Malvern, Worcestershire WR14 1GF
tel: +44 (0)1684 560614 email: motorsport@mstworld.com

Silverstone Historic Grand Prix Circuit

Towcester, Northamptonshire NN12 8TN

www.silverstone.co.uk

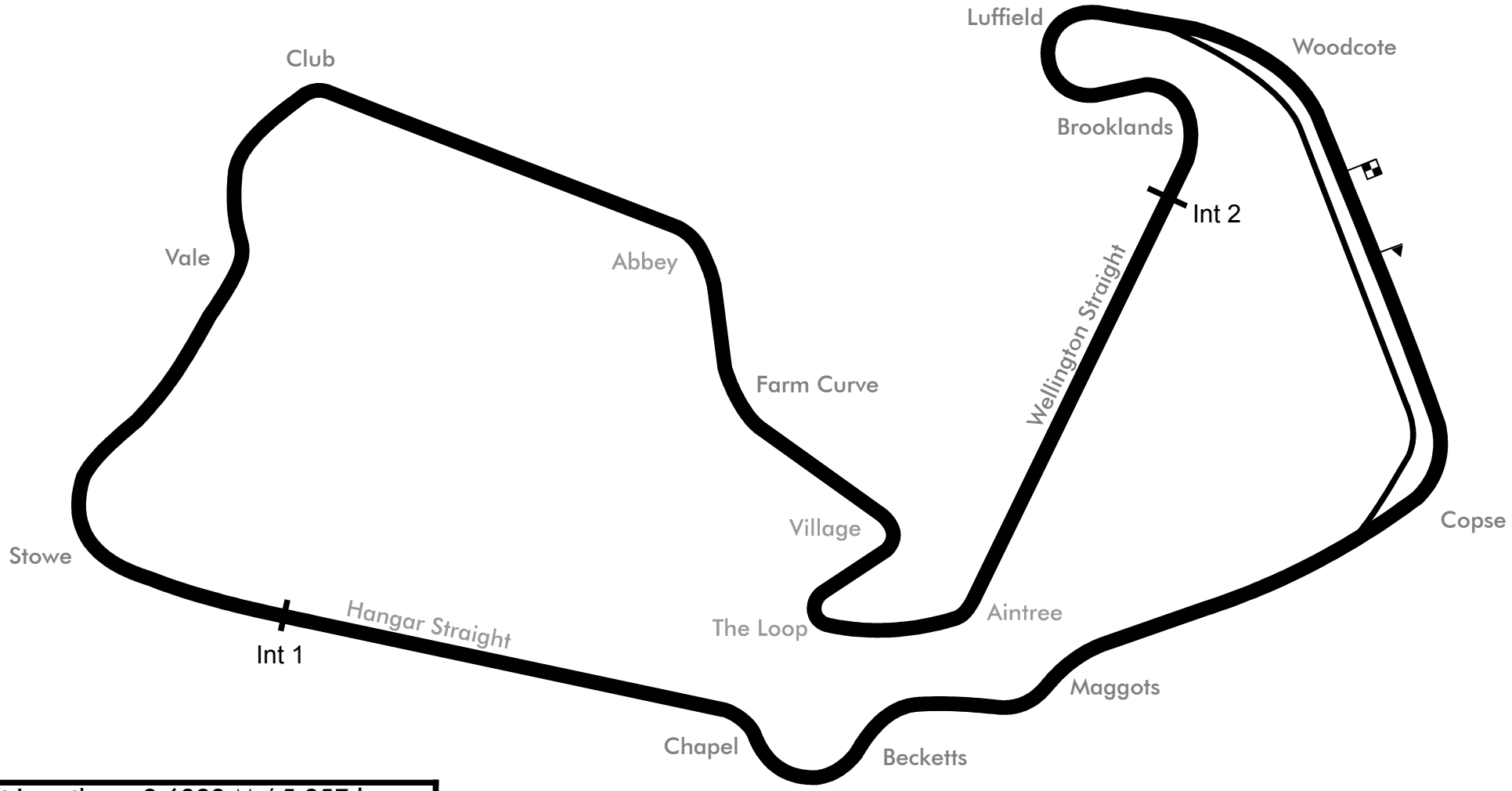

Circuit Length:	3.6393 M / 5.857 km
Pit Lane:	336m, 20s @ 60km/h
Intermediate 1:	2.033 km
Intermediate 2:	4.897 km
Start line offset:	83.9 m

Silverstone International Trophy - 16 - 17 Jun 2018

HSCC Historic Formula Ford supported by Carless Race Fuels with Vital Equipment

Qualifying for Race 1 - Classification

Sheet No:

POS	NO	DRIVER/S	CLASS	CLASS POS	CAR MAKE / MODEL	TIME	ON	LAPS	GAP	DIFF	MPH
1	24	Ben Mitchell		1	Merlyn Mk20	2:18.572	9	9			94.55
2	7	Cameron Jackson	OF	1	Lola T200	2:18.602	4	8	0.030	0.030	94.53
3	43	Callum Grant		2	Merlyn Mk20A	2:18.731	8	9	0.159	0.129	94.44
4	4	Maxim Bartell		3	Merlyn Mk20A	2:19.308	9	9	0.736	0.577	94.05
5	73	Ed Thurston		4	Elden Mk8	2:19.581	5	9	1.009	0.273	93.86
6	64	Benjamin Tusting		5	Merlyn Mk20A	2:19.856	4	4	1.284	0.275	93.68
7	37	Will Nuthall		6	Jamun T2	2:20.416	6	9	1.844	0.560	93.31
8	17	Brian Morris	OF	2	Lola T202	2:20.429	4	8	1.857	0.013	93.30
9	13	Stuart Kestenbaum	OF	3	Crossle 16F	2:20.570	4	9	1.998	0.141	93.20
10	77	Mads Gravsen	OF	4	Palliser WDF1	2:20.589	4	9	2.017	0.019	93.19
11	36	Rob Smith	OF	5	Merlyn Mk20	2:20.990	8	8	2.418	0.401	92.93
12	35	Gislain Genecand	OF	6	Crossle 16F	2:21.074	6	8	2.502	0.084	92.87
13	42	Cormac Flanagan		7	Alexis Mk14	2:21.109	9	9	2.537	0.035	92.85
14	49	Harvey Sykes		8	Crossle 20F	2:21.138	7	9	2.566	0.029	92.83
15	89	Ted Pearson	OF	7	Merlyn Mk11/17	2:21.422	3	8	2.850	0.284	92.64
16	58	Michael Grant Peterkin		9	Brabham BT21	2:21.692	8	9	3.120	0.270	92.47
17	54	Alex Meek	OF	8	Merlyn Mk20A	2:22.326	8	9	3.754	0.634	92.05
18	96	Antony Ross	OF	9	Lola T200	2:22.550	8	8	3.978	0.224	91.91
19	8	Andrew Mansell	OF	10	Merlyn Mk11A	2:23.127	7	8	4.555	0.577	91.54
20	15	Matthew Wrigley		10	Merlyn Mk11A/20	2:23.274	2	5	4.702	0.147	91.45
21	66	Andrew Wiggins	OF	11	Titan Mk6	2:23.444	9	9	4.872	0.170	91.34
22	20	Kevin Stanzl	OF	12	Crossle 20F	2:23.675	4	9	5.103	0.231	91.19
23	141	Michael Wrigley	OF	13	Lotus 59	2:23.695	6	7	5.123	0.020	91.18
24	97	Robert Tusting	OF	14	Merlyn Mk20A	2:23.710	8	8	5.138	0.015	91.17
25	50	John Roberts	OF	15	Merlyn Mk11A	2:24.808	8	8	6.236	1.098	90.48
26	46	Stuart Dix	OF	16	Cooper Chinook	2:25.311	6	8	6.739	0.503	90.16
27	19	Stephen King	OF	17	Macon MR8	2:26.118	7	8	7.546	0.807	89.67
28	27	Dick Dixon	OF	18	Lotus 61	2:26.480	8	8	7.908	0.362	89.44
29	70	Daniel Stanzl		11	Elden Mk8	2:27.121	8	8	8.549	0.641	89.05
30	93	Rudolf Ernst	OF	19	Titan Mk6	2:27.501	7	8	8.929	0.380	88.82
31	177	Robs Lamplough	OF	20	Winkelmann WDF2 - 45	2:27.621	3	8	9.049	0.120	88.75
32	26	John Slack	OF	21	Lola T200	2:28.451	2	8	9.879	0.830	88.26
33	30	Cliff Gray	OF	22	Lotus 51B	2:28.843	7	8	10.271	0.392	88.02
34	47	Louis Hanjoul	OF	23	Elden Mk8/10	2:29.505	6	8	10.933	0.662	87.63
35	41	Paul Unsworth	OF	24	Palliser WDF3	2:30.873	8	8	12.301	1.368	86.84
36	18	William Cowing	OF	25	Ginetta G18B	2:31.632	6	8	13.060	0.759	86.40
37	199	John Evans	OF	26	Lotus 51	2:32.609	8	8	14.037	0.977	85.85
38	39	Michael Richings	OF	27	Alexis Mk15	2:34.932	6	8	16.360	2.323	84.56
39	99	Nicholas Arden	OF	28	Merlyn Mk11A	2:43.515	7	7	24.943	8.583	80.13
40	31	John Emery	OF	29	Lola T200	2:43.564	7	7	24.992	0.049	80.10

Cars 97 & 177 require working transponders - Regulation Q.12.2.1 refers.

Session Start: 09:00:23 - Finish: 09:20:25
Weather/Track Conditions: Bright / Dry
Circuit: Silverstone Historic Grand Prix
Track Length: 5.857 Km - 3.6394 miles

These results are provisional until the conclusion of any judicial and technical matters.

Clerk of the Course:	Timekeeper:	Issued at:
Julian Floyd		

Silverstone International Trophy - 16 - 17 Jun 2018

HSCC Historic Formula Ford supported by Carless Race Fuels with Vital Equipment

Qualifying for Race 1 - Sector Analysis

4	Maxim Bartell ( )								Merlyn Mk20A								
lap	Sect-1	Speed	Sect-2	Speed	Sect-3	Speed	Laptime	Pit	lap	Sect-1	Speed	Sect-2	Speed	Sect-3	Speed	Laptime	Pit
1	47.423	116.7	1:09.958	112.6	26.483	109.2	2:23.864		6	44.419	121.4	1:09.413	110.0	26.363	107.5	2:20.195	
2	45.169	118.6	1:09.678	109.7	26.477	108.2	2:21.324		7	45.069	120.1	1:11.954	112.6	26.365	108.3	2:23.388	
3	44.352	120.5	1:09.747	105.2	26.386	110.3	2:20.485		8	44.245	119.4	1:09.330	112.8	26.165	108.2	2:19.740	
4	44.338	120.3	1:09.037	113.0	26.255	108.2	2:19.630		9	43.963	119.2	1:09.113	113.4	26.232	108.5	2:19.308	
5	44.236	119.8	1:09.261	110.2	26.741	109.4	2:20.238		10								

7	Cameron Jackson (OF)								Lola T200								
lap	Sect-1	Speed	Sect-2	Speed	Sect-3	Speed	Laptime	Pit	lap	Sect-1	Speed	Sect-2	Speed	Sect-3	Speed	Laptime	Pit
1	45.510	113.7	1:09.372	109.1	26.045	106.1	2:20.927		5	44.188	119.2	1:11.805	99.9	In		2:27.341	P
2	44.524	114.9	1:08.599	110.2	25.983	106.4	2:19.106		6	Out	114.9	1:11.171	54.7	28.500	106.4	4:25.472	P
3	44.659	116.7	1:09.442	112.4	26.272	108.0	2:20.373		7	44.449	115.7	1:09.749	111.1	26.229	107.3	2:20.427	
4	43.914	122.0	1:08.640	110.2	26.048	108.9	2:18.602		8	44.449	115.9	1:08.657	109.8	25.917	107.1	2:19.023	

8	Andrew Mansell (OF)								Merlyn Mk11A								
lap	Sect-1	Speed	Sect-2	Speed	Sect-3	Speed	Laptime	Pit	lap	Sect-1	Speed	Sect-2	Speed	Sect-3	Speed	Laptime	Pit
1	50.112	114.1	1:16.421	107.7	27.953	103.6	2:34.486		5	46.841	118.8	1:12.224	110.0	26.648	106.6	2:25.713	
2	46.663	115.9	1:12.243	110.6	27.052	106.9	2:25.958		6	46.771	112.2	1:11.756	111.3	26.578	106.9	2:25.105	
3	46.343	120.3	1:13.170	109.7	27.102	106.6	2:26.615		7	45.365	117.3	1:11.093	111.3	26.669	106.6	2:23.127	
4	46.275	116.7	1:12.140	110.2	26.859	104.4	2:25.274		8	45.594	118.8	1:11.522	108.1	26.959	102.0	2:24.075	

13	Stuart Kestenbaum (OF)								Crossle 16F								
lap	Sect-1	Speed	Sect-2	Speed	Sect-3	Speed	Laptime	Pit	lap	Sect-1	Speed	Sect-2	Speed	Sect-3	Speed	Laptime	Pit
1	47.545	115.3	1:12.474	111.3	26.887		2:26.906		6	46.059	115.7	1:10.812	109.3	26.580	106.9	2:23.451	
2	45.482	115.3	1:09.896	112.0	26.468		2:21.846		7	45.401	114.5	1:09.906	110.0	26.296	106.8	2:21.603	
3	45.135	118.4	1:09.725	114.1	26.413		2:21.273		8	45.648		1:09.726	110.9	26.177	109.6	2:21.551	
4	45.062	116.9	1:09.164	111.5	26.344	106.2	2:20.570		9	45.885		1:09.502	109.7	26.418	107.3	2:21.805	
5	47.717	115.3	1:10.378	109.7	26.662	108.2	2:24.757		10								

15	Matthew Wrigley ( )								Merlyn Mk11A/20								
lap	Sect-1	Speed	Sect-2	Speed	Sect-3	Speed	Laptime	Pit	lap	Sect-1	Speed	Sect-2	Speed	Sect-3	Speed	Laptime	Pit
1	48.524	110.4	1:12.012	106.4	27.224	104.1	2:27.760		4	46.229	112.4	1:11.427	107.0	27.078	105.4	2:24.734	
2	46.034	113.0	1:10.454	108.1	26.786	104.6	2:23.274		5	46.327	115.7	1:10.576	108.2	In		2:33.524	P
3	45.710	118.1	1:12.571	107.5	26.975	103.7	2:25.256		6								

17	Brian Morris (OF)								Lola T202								
lap	Sect-1	Speed	Sect-2	Speed	Sect-3	Speed	Laptime	Pit	lap	Sect-1	Speed	Sect-2	Speed	Sect-3	Speed	Laptime	Pit
1	49.169	110.7	1:13.436	110.2	26.880	105.6	2:29.485		5	44.859	118.4	1:10.289	109.7	26.158	105.4	2:21.306	
2	45.995	117.3	1:10.186	111.7	26.355	106.1	2:22.536		6	44.846	117.1	1:10.364	108.9	26.277	105.1	2:21.487	
3	45.383	120.3	1:10.206	110.4	26.229	105.4	2:21.818		7	45.035	115.7	1:10.454	105.4	In		2:33.579	P
4	44.729	119.0	1:09.620	110.4	26.080	106.9	2:20.429		8	Out	117.9	1:11.130	109.1	26.480	104.9	3:33.363	P

18	William Cowing (OF)								Ginetta G18B								
lap	Sect-1	Speed	Sect-2	Speed	Sect-3	Speed	Laptime	Pit	lap	Sect-1	Speed	Sect-2	Speed	Sect-3	Speed	Laptime	Pit
1	50.636	111.1	1:17.479	106.2	28.210	100.7	2:36.325		5	50.213	112.2	1:18.001	102.6	28.171	103.6	2:36.385	
2	49.501	110.0	1:18.424	102.8	28.264	101.5	2:36.189		6	48.295	112.2	1:15.548	108.4	27.789	103.4	2:31.632	
3	49.366	110.2	1:17.319	106.0	27.975	100.1	2:34.660		7	49.207		1:15.216	107.5	27.340	103.1	2:31.763	
4	48.763	112.8	1:17.389	108.8	27.971	102.4	2:34.123		8	48.877		1:16.549	107.4	27.447	103.1	2:32.873	

19	Stephen King (OF)								Macon MR8								
lap	Sect-1	Speed	Sect-2	Speed	Sect-3	Speed	Laptime	Pit	lap	Sect-1	Speed	Sect-2	Speed	Sect-3	Speed	Laptime	Pit
1	50.019	113.7	1:16.691	106.4	28.268	103.9	2:34.978		5	48.823	113.6	1:12.880	107.5	26.867	105.4	2:28.570	
2	47.314	113.2	1:14.300	107.7	27.821	104.6	2:29.435		6	46.694	113.6	1:12.676	109.1	27.001	105.7	2:26.371	
3	47.368	113.6	1:13.403	107.9	27.005	106.4	2:27.776		7	46.603	113.0	1:12.267	108.8	27.248	105.2	2:26.118	
4	47.151	115.9	1:13.696	107.7	27.062	105.9	2:27.909		8	46.983	113.9	1:13.097	107.2	27.047	104.6	2:27.127	

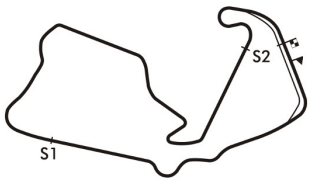

Session Start: 09:00:23 - Finish: 09:20:25
Weather/Track Conditions: Bright / Dry
Circuit: Silverstone Historic Grand Prix
Track Length: 5.857 Km - 3.6394 miles
Printed: 16-06-2018 - 09:25

Silverstone International Trophy - 16 - 17 Jun 2018

HSCC Historic Formula Ford supported by Carless Race Fuels with Vital Equipment

Qualifying for Race 1 - Sector Analysis

20 Kevin Stanzl (OF) — Crossle 20F

lap	Sect-1	Speed	Sect-2	Speed	Sect-3	Speed	Laptime	Pit	lap	Sect-1	Speed	Sect-2	Speed	Sect-3	Speed	Laptime	Pit
1	49.717	113.2	1:14.338	109.5	27.953	105.6	2:32.008		6	46.173	116.1	1:11.956	108.8	26.591	105.9	2:24.720	
2	46.549	116.7	1:12.995	108.4	26.701	106.1	2:26.245		7	46.220	113.9	1:12.111	109.5	26.421	105.4	2:24.752	
3	45.933	116.5	1:12.096	108.9	26.725	106.2	2:24.754		8	45.901	114.9	1:11.350	109.1	26.562	106.4	2:23.813	
4	45.859	116.3	1:11.202	109.3	26.614	105.9	2:23.675		9	45.906	114.3	1:11.937	108.4	26.917	106.9	2:24.760	
5	46.107	115.5	1:11.346	108.9	26.684	105.2	2:24.137		10								

24 Ben Mitchell ( ) — Merlyn Mk20

lap	Sect-1	Speed	Sect-2	Speed	Sect-3	Speed	Laptime	Pit	lap	Sect-1	Speed	Sect-2	Speed	Sect-3	Speed	Laptime	Pit
1	46.145	111.8	1:09.704	112.0	25.867	109.4	2:21.716		6	44.512	115.9	1:09.138	110.6	25.829	108.3	2:19.479	
2	44.707	117.5	1:08.586	112.8	25.632	109.6	2:18.925		7	45.080	114.9	1:08.842	111.3	25.814	107.6	2:19.736	
3	44.637	114.5	1:09.018	110.9	25.838	107.6	2:19.493		8	44.334	114.1	1:08.691	111.5	25.685	107.8	2:18.710	
4	44.625	115.5	1:08.727	113.0	25.611	108.0	2:18.963		9	44.237	116.7	1:08.704	110.9	25.631	109.2	2:18.572	
5	44.031	116.7	1:09.388	111.1	25.769	107.6	2:19.188		10								

26 John Slack (OF) — Lola T200

lap	Sect-1	Speed	Sect-2	Speed	Sect-3	Speed	Laptime	Pit	lap	Sect-1	Speed	Sect-2	Speed	Sect-3	Speed	Laptime	Pit
1	1:07.158	94.0	1:21.485	109.3	28.201	104.1	2:56.844		5	50.159	108.4	1:20.643	101.7	28.735	101.3	2:39.537	
2	46.805	117.1	1:14.203	110.2	27.443	104.9	2:28.451		6	48.098	111.1	1:18.216	103.1	28.657	102.0	2:34.971	
3	47.585	113.9	1:14.005	107.9	27.786	104.9	2:29.376		7	47.895	107.4	1:19.254	100.3	28.372	99.5	2:35.521	
4	46.573	114.7	1:13.921	100.8	28.397	102.9	2:28.891		8	49.386	104.2	1:27.207	75.0	In		3:04.844	P

27 Dick Dixon (OF) — Lotus 61

lap	Sect-1	Speed	Sect-2	Speed	Sect-3	Speed	Laptime	Pit	lap	Sect-1	Speed	Sect-2	Speed	Sect-3	Speed	Laptime	Pit
1	54.457	102.6	1:19.276	98.5	28.582	104.2	2:42.315		5	48.777	114.9	1:13.861	108.4	27.121	105.4	2:29.759	
2	48.664	112.8	1:15.677	108.1	27.792	104.7	2:32.133		6	47.003	114.5	1:13.921	108.4	27.093	105.7	2:28.017	
3	47.373	113.9	1:15.290	112.8	27.019	107.3	2:29.682		7	47.031		1:13.475	109.5	27.003	106.6	2:27.509	
4	47.247	116.1	1:16.489	105.0	27.331	106.8	2:31.067		8	46.957		1:12.772	110.7	26.751	106.6	2:26.480	

30 Cliff Gray (OF) — Lotus 51B

lap	Sect-1	Speed	Sect-2	Speed	Sect-3	Speed	Laptime	Pit	lap	Sect-1	Speed	Sect-2	Speed	Sect-3	Speed	Laptime	Pit
1	53.687	110.0	1:20.095	106.5	27.943	103.6	2:41.725		5	47.962	116.7	1:15.519	107.9	27.553	104.4	2:31.034	
2	49.037	113.6	1:16.771	108.9	28.620	103.4	2:34.428		6	47.127	116.3	1:13.797	107.0	27.929	103.6	2:28.853	
3	48.037	113.6	1:16.081	107.4	27.864	104.2	2:31.982		7	47.686	113.0	1:13.462	107.0	27.695	103.6	2:28.843	
4	49.041	116.7	1:13.747	109.3	27.833	103.2	2:30.621		8	47.972	112.8	1:14.669	106.0	27.485	104.7	2:30.126	

31 John Emery (OF) — Lola T200

lap	Sect-1	Speed	Sect-2	Speed	Sect-3	Speed	Laptime	Pit	lap	Sect-1	Speed	Sect-2	Speed	Sect-3	Speed	Laptime	Pit
1	58.127	108.2	1:30.857	92.1	31.645	99.5	3:00.629		5	52.051	109.7	1:23.074	99.1	30.263	101.0	2:45.388	
2	53.877	108.8	1:23.768	93.7	30.919	101.3	2:48.564		6	51.882	110.2	1:22.477	97.8	29.762	101.0	2:44.121	
3	53.163	108.9	1:22.300	98.0	30.301	101.5	2:45.764		7	51.437	108.6	1:22.070	94.9	30.057	101.2	2:43.564	
4	52.025	108.2	1:21.551	100.2	30.195	99.6	2:43.771		8								

35 Gislain Genecand (OF) — Crossle 16F

lap	Sect-1	Speed	Sect-2	Speed	Sect-3	Speed	Laptime	Pit	lap	Sect-1	Speed	Sect-2	Speed	Sect-3	Speed	Laptime	Pit
1	47.162	116.7	1:11.579	109.7	26.423	105.9	2:25.164		5	45.216	114.3	1:10.502	108.6	26.058	106.1	2:21.776	
2	45.723	114.7	1:10.575	110.0	26.748	105.6	2:23.046		6	45.026	115.9	1:09.806	109.3	26.242	105.7	2:21.074	
3	46.050	114.9	1:09.807	110.6	In		2:27.008	P	7	45.401	111.5	1:09.700	110.0	26.064	105.4	2:21.165	
4	Out	113.6	1:09.789	107.0	26.549	106.1	3:05.866	P	8	45.980		1:09.887	108.6	26.013	106.2	2:21.880	

36 Rob Smith (OF) — Merlyn Mk20

lap	Sect-1	Speed	Sect-2	Speed	Sect-3	Speed	Laptime	Pit	lap	Sect-1	Speed	Sect-2	Speed	Sect-3	Speed	Laptime	Pit
1	53.547	110.7	1:14.803	95.1	In		2:45.404	P	5	46.182	114.9	1:10.508	109.1	26.638	105.2	2:23.328	
2	Out	112.0	1:12.727	108.2	27.353	104.6	3:57.431	P	6	45.734	118.8	1:11.832	109.8	26.542	105.7	2:24.108	
3	46.720	113.4	1:11.025	109.3	26.835	104.6	2:24.580		7	46.236		1:09.820	112.4	26.268	106.9	2:22.324	
4	46.147	112.8	1:11.915	104.5	26.836	105.9	2:24.898		8	44.838		1:10.006	111.3	26.146	106.6	2:20.990	

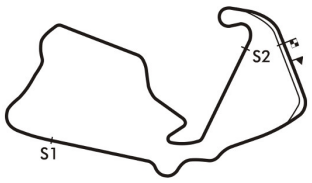

Session Start: 09:00:23 - Finish: 09:20:25
Weather/Track Conditions: Bright / Dry
Circuit: Silverstone Historic Grand Prix
Track Length: 5.857 Km - 3.6394 miles
Printed: 16-06-2018 - 09:25

MST

Silverstone International Trophy - 16 - 17 Jun 2018

HSCC Historic Formula Ford supported by Carless Race Fuels with Vital Equipment

Qualifying for Race 1 - Sector Analysis

37	Will Nuthall ( )								Jamun T2								
lap	Sect-1	Speed	Sect-2	Speed	Sect-3	Speed	Laptime	Pit	lap	Sect-1	Speed	Sect-2	Speed	Sect-3	Speed	Laptime	Pit
1	47.315	117.9	1:11.482	110.9	26.408	109.4	2:25.205		6	44.701	115.9	1:09.464	109.5	26.251	106.1	2:20.416	
2	44.656	115.5	1:09.776	109.1	27.895	105.4	2:22.327		7	44.991	114.7	1:09.898	110.0	26.228	105.9	2:21.117	
3	45.393	114.3	1:09.356	109.7	26.334	106.1	2:21.083		8	45.036		1:10.777	109.3	26.358	105.9	2:22.171	
4	45.052	114.7	1:10.431	107.7	26.534	108.9	2:22.017		9	44.846		1:09.497	109.1	26.251	106.6	2:20.594	
5	45.205	114.1	1:09.399	109.5	26.455	105.7	2:21.059		10								

39	Michael Richings (OF)								Alexis Mk15								
lap	Sect-1	Speed	Sect-2	Speed	Sect-3	Speed	Laptime	Pit	lap	Sect-1	Speed	Sect-2	Speed	Sect-3	Speed	Laptime	Pit
1	58.630	105.7	1:21.159	98.0	29.810	95.6	2:49.599		5	50.262	107.2	1:19.139	103.9	28.567	98.7	2:37.968	
2	51.067	104.0	1:21.101	97.1	29.432	95.3	2:41.600		6	49.204	106.4	1:17.538	103.1	28.190	97.6	2:34.932	
3	50.868	105.0	1:19.905	101.7	29.146	97.4	2:39.919		7	50.783	106.2	1:16.460	100.5	28.492	97.7	2:35.735	
4	52.200	106.0	1:19.911	102.3	28.513	97.6	2:40.624		8	50.352	106.4	1:17.339	102.1	28.855	96.3	2:36.546	

41	Paul Unsworth (OF)								Palliser WDF3								
lap	Sect-1	Speed	Sect-2	Speed	Sect-3	Speed	Laptime	Pit	lap	Sect-1	Speed	Sect-2	Speed	Sect-3	Speed	Laptime	Pit
1	1:09.645	105.0	1:22.610	104.0	28.397	104.4	3:00.652		5	49.971	111.5	1:17.391	106.5	27.377	104.2	2:34.739	
2	50.121	111.1	1:19.452	105.2	27.973	104.7	2:37.546		6	47.979	113.6	1:16.377	107.4	27.640	103.6	2:31.996	
3	48.511	111.8	1:17.686	106.4	28.449	104.1	2:34.646		7	47.785	111.8	1:15.938	108.2	27.209	105.4	2:30.932	
4	49.332	110.9	1:17.996	98.5	28.130	103.7	2:35.458		8	48.030	111.7	1:15.813	108.8	27.030	106.4	2:30.873	

42	Cormac Flanagan ( )								Alexis Mk14								
lap	Sect-1	Speed	Sect-2	Speed	Sect-3	Speed	Laptime	Pit	lap	Sect-1	Speed	Sect-2	Speed	Sect-3	Speed	Laptime	Pit
1	48.320	112.0	1:14.704	111.8	27.220	109.6	2:30.244		6	45.876	115.3	1:10.699	110.0	26.336	106.9	2:22.911	
2	46.101	113.2	1:12.081	109.8	26.512	106.6	2:24.694		7	45.368	115.3	1:10.605	110.6	26.302	106.2	2:22.275	
3	45.534	115.7	1:11.457	109.8	26.603	106.4	2:23.594		8	45.225	114.9	1:10.105	110.7	26.331	107.3	2:21.661	
4	45.456	115.1	1:11.562	109.8	26.777	106.6	2:23.795		9	45.038	114.7	1:09.913	110.0	26.158	108.0	2:21.109	
5	45.329	114.9	1:10.901	110.0	26.600	106.1	2:22.830		10								

43	Callum Grant ( )								Merlyn Mk20A								
lap	Sect-1	Speed	Sect-2	Speed	Sect-3	Speed	Laptime	Pit	lap	Sect-1	Speed	Sect-2	Speed	Sect-3	Speed	Laptime	Pit
1	47.838	115.5	1:10.503	109.5	26.540	107.1	2:24.881		6	44.235	119.2	1:08.918	116.1	26.161	110.0	2:19.314	
2	44.724	119.6	1:09.164	110.9	26.073	105.6	2:19.961		7	44.619	115.3	1:11.788	109.3	26.276	105.9	2:22.683	
3	44.607	113.9	1:09.743	108.9	26.168	105.9	2:20.518		8	44.380	118.6	1:08.560	112.0	25.791	106.9	2:18.731	
4	44.487	114.1	1:08.747	108.8	26.149	105.9	2:19.383		9	44.353	114.5	1:09.492	109.1	26.012	106.4	2:19.857	
5	44.835	110.9	1:10.285	112.0	26.899	107.1	2:22.019		10								

46	Stuart Dix (OF)								Cooper Chinook								
lap	Sect-1	Speed	Sect-2	Speed	Sect-3	Speed	Laptime	Pit	lap	Sect-1	Speed	Sect-2	Speed	Sect-3	Speed	Laptime	Pit
1	53.639	108.9	1:16.979	104.9	27.841	103.7	2:38.459		5	47.719	113.6	1:12.559	107.9	26.761	104.2	2:27.039	
2	48.011	114.3	1:16.090	107.5	27.530	103.4	2:31.631		6	46.477	113.9	1:12.044	108.1	26.790	104.4	2:25.311	
3	47.183	107.2	1:14.889	106.7	27.268	106.4	2:29.340		7	46.753	113.0	1:13.458	108.2	26.757	104.4	2:26.968	
4	46.824	116.7	1:15.363	107.7	26.993	105.2	2:29.180		8	46.776	112.2	1:12.648	107.2	26.738	104.4	2:26.162	

47	Louis Hanjoul (OF)								Elden Mk8/10								
lap	Sect-1	Speed	Sect-2	Speed	Sect-3	Speed	Laptime	Pit	lap	Sect-1	Speed	Sect-2	Speed	Sect-3	Speed	Laptime	Pit
1	57.785	107.7	1:20.878	104.0	28.782	101.8	2:47.445		5	48.414	112.0	1:14.281	107.4	27.320	103.1	2:30.015	
2	49.768	111.8	1:15.481	106.5	27.685	103.2	2:32.934		6	47.095	114.7	1:14.599	104.7	27.811	102.8	2:29.505	
3	49.117	112.4	1:17.723	91.4	30.559	100.7	2:37.399		7	47.838		1:13.749	107.7	28.178	101.8	2:29.765	
4	48.774	111.8	1:15.711	106.0	27.931	103.4	2:32.416		8	47.750		1:14.144	107.5	27.733	103.6	2:29.627	

49	Harvey Sykes ( )								Crossle 20F								
lap	Sect-1	Speed	Sect-2	Speed	Sect-3	Speed	Laptime	Pit	lap	Sect-1	Speed	Sect-2	Speed	Sect-3	Speed	Laptime	Pit
1	47.474	117.7	1:12.712	110.9	27.160	107.1	2:27.346		6	45.598	118.1	1:09.747	113.0	27.588	107.5	2:22.933	
2	45.351	116.1	1:10.710	110.6	26.850	107.5	2:22.911		7	45.344	118.6	1:09.390	115.1	26.404	106.9	2:21.138	
3	44.993	117.3	1:09.924	111.5	26.545	107.8	2:21.462		8	45.288	115.5	1:09.734	110.9	26.330	108.0	2:21.352	
4	44.808	118.8	1:09.827	113.7	26.541	109.8	2:21.176		9	45.138	116.7	1:10.459	110.6	26.619	108.2	2:22.216	
5	45.378	118.8	1:10.056	113.9	26.566	108.2	2:22.000		10								

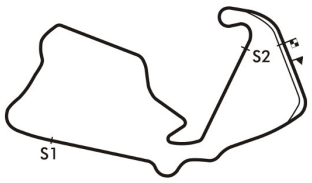

Session Start: 09:00:23 - Finish: 09:20:25
Weather/Track Conditions: Bright / Dry
Circuit: Silverstone Historic Grand Prix
Track Length: 5.857 Km - 3.6394 miles
Printed: 16-06-2018 - 09:25

Silverstone International Trophy - 16 - 17 Jun 2018

HSCC Historic Formula Ford supported by Carless Race Fuels with Vital Equipment

Qualifying for Race 1 - Sector Analysis

50 John Roberts (OF) — Merlyn Mk11A

lap	Sect-1	Speed	Sect-2	Speed	Sect-3	Speed	Laptime	Pit
1	56.544	110.7	1:18.113	105.2	28.256	105.4	2:42.913	
2	47.940	112.6	1:14.210	108.1	27.847	104.9	2:29.997	
3	47.086	117.1	1:16.037	108.6	27.418	104.7	2:30.541	
4	48.144	115.1	1:12.766	106.9	27.473	104.6	2:28.383	
5	49.130	115.3	1:16.785	107.4	27.495	104.9	2:33.410	
6	47.037	114.1	1:13.752	110.9	26.832	103.9	2:27.621	
7	46.805	111.7	1:12.174	106.9	26.917	104.4	2:25.896	
8	46.370	113.9	1:11.499	107.2	26.939	104.7	2:24.808	

54 Alex Meek (OF) — Merlyn Mk20A

lap	Sect-1	Speed	Sect-2	Speed	Sect-3	Speed	Laptime	Pit
1	48.447	113.2	1:15.131	85.4	28.532	101.5	2:32.110	
2	46.299	116.3	1:12.201	105.5	27.362	102.4	2:25.862	
3	46.054	115.1	1:11.162	105.5	27.018	102.9	2:24.234	
4	45.499	115.5	1:10.770	106.9	27.066	102.6	2:23.335	
5	45.560	115.9	1:13.036	107.0	26.988	102.8	2:25.584	
6	46.109	114.9	1:11.064	107.0	26.896	103.6	2:24.069	
7	45.675	113.9	1:10.936	108.2	26.975	103.4	2:23.586	
8	45.569	116.1	1:10.044	109.1	26.713	104.4	2:22.326	
9	44.931	119.6	1:12.120	100.3	26.861	105.1	2:23.912	
10								

58 Michael Grant Peterkin ( ) — Brabham BT21

lap	Sect-1	Speed	Sect-2	Speed	Sect-3	Speed	Laptime	Pit
1	49.802	117.1	1:13.725	109.8	26.910	105.9	2:30.437	
2	45.591	115.3	1:10.688	110.7	26.807	106.1	2:23.086	
3	45.647	116.3	1:10.640	110.6	26.480	106.9	2:22.767	
4	44.868	120.9	1:11.233	113.2	26.505	106.1	2:22.606	
5	45.401	115.3	1:10.453	109.8	26.403	105.9	2:22.257	
6	45.106	116.3	1:10.255	110.2	27.575	106.8	2:22.936	
7	45.237	115.5	1:09.712	110.7	26.933	108.7	2:21.882	
8	45.243	118.6	1:10.214	110.2	26.235	108.2	2:21.692	
9	44.640	117.7	1:12.965	109.5	In		2:30.472	P
10								

64 Benjamin Tusting ( ) — Merlyn Mk20A

lap	Sect-1	Speed	Sect-2	Speed	Sect-3	Speed	Laptime	Pit
1	46.914	111.3	1:11.004	106.7	26.496	104.4	2:24.414	
2	45.171	111.5	1:09.394	107.9	26.184	104.2	2:20.749	
3	44.874	113.0	1:09.297	107.7	26.129	104.7	2:20.300	
4	44.809	113.7	1:08.970	107.9	26.077	104.2	2:19.856	

66 Andrew Wiggins (OF) — Titan Mk6

lap	Sect-1	Speed	Sect-2	Speed	Sect-3	Speed	Laptime	Pit
1	49.172	111.1	1:16.083	109.1	27.455	104.4	2:32.710	
2	46.415	115.3	1:12.722	108.6	27.097	104.4	2:26.234	
3	45.861	115.5	1:11.705	109.1	26.853	105.1	2:24.419	
4	45.896	115.9	1:11.307	109.1	26.722	104.6	2:23.925	
5	45.740	115.7	1:11.348	108.9	26.743	104.1	2:23.831	
6	45.967	116.3	1:11.776	109.7	26.942	104.9	2:24.685	
7	45.918	115.1	1:11.917	110.2	26.666	102.3	2:24.501	
8	46.397		1:10.901	110.2	26.681	105.2	2:23.979	
9	45.431		1:11.462	110.9	26.551	104.7	2:23.444	
10								

70 Daniel Stanzl ( ) — Elden Mk8

lap	Sect-1	Speed	Sect-2	Speed	Sect-3	Speed	Laptime	Pit
1	50.702	105.7	1:17.412	102.3	27.587	99.6	2:35.701	
2	47.860	105.5	1:14.033	100.8	27.562	99.3	2:29.455	
3	47.426	106.5	1:14.940	100.9	27.419	99.5	2:29.785	
4	47.083	105.8	1:13.191	99.7	27.637	99.9	2:27.911	
5	55.211	89.1	1:20.034	86.6	28.626	99.3	2:43.871	
6	46.850	106.5	1:13.579	100.3	27.345	98.9	2:27.774	
7	51.598		1:19.006	87.0	27.966	99.8	2:38.570	
8	47.245		1:12.622	101.2	27.254	98.9	2:27.121	

73 Ed Thurston ( ) — Elden Mk8

lap	Sect-1	Speed	Sect-2	Speed	Sect-3	Speed	Laptime	Pit
1	46.694	112.2	1:10.460	107.9	26.404	105.4	2:23.558	
2	45.250	113.6	1:09.863	108.4	26.195	106.8	2:21.308	
3	44.508	118.6	1:09.896	108.6	26.286	108.3	2:20.690	
4	44.363	114.9	1:09.338	110.2	26.473	109.1	2:20.174	
5	44.040	120.5	1:09.201	113.6	26.340	105.1	2:19.581	
6	44.769	115.5	1:09.669	112.2	26.530	109.4	2:20.968	
7	44.242	117.3	1:09.800	109.8	25.915	108.3	2:19.957	
8	45.540	113.2	1:09.384	108.4	26.219	104.9	2:21.143	
9	44.490	116.3	1:09.586	112.8	26.188	108.2	2:20.264	
10								

77 Mads Gravsen (OF) — Palliser WDF1

lap	Sect-1	Speed	Sect-2	Speed	Sect-3	Speed	Laptime	Pit
1	53.238	112.0	1:13.755	106.0	26.545	103.4	2:33.538	
2	45.618	113.4	1:11.225	107.9	26.351	104.6	2:23.194	
3	45.006	114.5	1:10.150	107.9	26.073	104.6	2:21.229	
4	44.688	116.7	1:09.834	109.8	26.067	105.7	2:20.589	
5	45.879	114.3	1:09.644	107.9	26.112	104.9	2:21.635	
6	47.519	103.4	1:11.054	108.4	26.054	105.1	2:24.627	
7	45.085	113.9	1:10.275	109.1	26.267	95.7	2:21.627	
8	46.762	115.3	1:09.599	108.1	26.009	104.7	2:22.370	
9	44.605	116.1	1:09.903	109.7	26.443	105.6	2:20.951	
10								

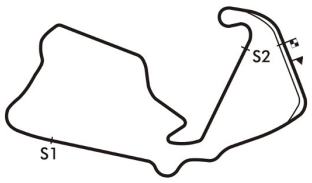

Session Start: 09:00:23 - Finish: 09:20:25
Weather/Track Conditions: Bright / Dry
Circuit: Silverstone Historic Grand Prix
Track Length: 5.857 Km - 3.6394 miles
Printed: 16-06-2018 - 09:25

Silverstone International Trophy - 16 - 17 Jun 2018

HSCC Historic Formula Ford supported by Carless Race Fuels with Vital Equipment

Qualifying for Race 1 - Sector Analysis

89	Ted Pearson (OF)								Merlyn Mk11/17								
lap	Sect-1	Speed	Sect-2	Speed	Sect-3	Speed	Laptime	Pit	lap	Sect-1	Speed	Sect-2	Speed	Sect-3	Speed	Laptime	Pit
1	52.422	111.1	1:14.564	108.4	26.871	106.6	2:33.857		5	45.368	115.9	1:10.605	113.2	26.517	109.1	2:22.490	
2	46.198	113.0	1:11.334	104.0	26.625	106.6	2:24.157		6	46.270	114.7	1:10.776	110.4	26.468	106.4	2:23.514	
3	45.063	115.9	1:09.845	111.3	26.514	109.4	2:21.422		7	45.368	114.7	1:10.833	110.4	26.457	105.6	2:22.658	
4	45.199	116.5	1:10.332	112.6	26.543	106.8	2:22.074		8	46.693	112.8	1:11.786	109.7	26.746	106.1	2:25.225	

93	Rudolf Ernst (OF)								Titan Mk6								
lap	Sect-1	Speed	Sect-2	Speed	Sect-3	Speed	Laptime	Pit	lap	Sect-1	Speed	Sect-2	Speed	Sect-3	Speed	Laptime	Pit
1	55.714	112.2	1:20.796	106.7	28.714	103.6	2:45.224		5	49.841	114.5	1:15.656	105.4	27.857	105.6	2:33.354	
2	48.763	117.5	1:16.076	108.9	27.594	104.2	2:32.433		6	47.768	115.1	1:14.074	108.4	27.265	105.6	2:29.107	
3	48.760	117.9	1:14.794	107.4	27.374	105.9	2:30.928		7	47.356	113.9	1:13.113	108.8	27.032	106.2	2:27.501	
4	47.400	115.7	1:14.293	107.5	27.637	104.4	2:29.330		8	47.723	114.1	1:14.324	107.0	26.893	105.9	2:28.940	

96	Antony Ross (OF)								Lola T200								
lap	Sect-1	Speed	Sect-2	Speed	Sect-3	Speed	Laptime	Pit	lap	Sect-1	Speed	Sect-2	Speed	Sect-3	Speed	Laptime	Pit
1	52.311	106.4	1:21.032	95.1	28.691	107.1	2:42.034		5	46.752	115.7	1:12.390	109.5	26.727	106.9	2:25.869	
2	46.697	115.9	1:12.573	112.0	26.887	108.0	2:26.157		6	45.893	116.9	1:11.104	110.6	26.508	107.6	2:23.505	
3	46.248	119.6	1:12.286	110.6	26.917	107.5	2:25.451		7	45.931	115.9	1:10.528	110.7	26.486	107.3	2:22.945	
4	46.319	116.9	1:14.446	108.1	27.090	106.8	2:27.855		8	45.355	117.5	1:10.654	110.0	26.541	106.6	2:22.550	

97	Robert Tusting (OF)								Merlyn Mk20A								
lap	Sect-1	Speed	Sect-2	Speed	Sect-3	Speed	Laptime	Pit	lap	Sect-1	Speed	Sect-2	Speed	Sect-3	Speed	Laptime	Pit
1							2:39.134		5							2:24.836	
2							2:27.528		6							2:24.529	
3							2:27.048		7							2:23.984	
4							2:25.505		8							2:23.710	

99	Nicholas Arden (OF)								Merlyn Mk11A								
lap	Sect-1	Speed	Sect-2	Speed	Sect-3	Speed	Laptime	Pit	lap	Sect-1	Speed	Sect-2	Speed	Sect-3	Speed	Laptime	Pit
1	56.283	109.3	1:22.641	94.0	31.953		2:50.877		5	51.148	107.0	1:24.148	80.2	31.535		2:46.831	
2	53.549	106.4	1:24.564	100.5	31.022		2:49.135		6	53.072	94.5	1:27.548	101.8	30.179		2:50.799	
3	52.482	108.6	1:23.233	105.4	30.730		2:46.445		7	51.934		1:20.772	101.7	30.809		2:43.515	
4	50.898	109.5	1:24.198	80.2	31.398		2:46.494		8								

141	Michael Wrigley (OF)								Lotus 59								
lap	Sect-1	Speed	Sect-2	Speed	Sect-3	Speed	Laptime	Pit	lap	Sect-1	Speed	Sect-2	Speed	Sect-3	Speed	Laptime	Pit
1	52.533	111.8	1:20.038	103.2	27.558	104.9	2:40.129		5	45.846	115.1	1:11.514	109.7	26.719	105.6	2:24.079	
2	46.181	117.7	1:11.450	109.1	27.753	106.6	2:25.384		6	45.752	115.5	1:11.223	107.9	26.720	104.7	2:23.695	
3	46.240	115.9	1:12.251	108.9	27.058	106.4	2:25.549		7	45.841	113.6	1:11.647	108.2	26.579	104.7	2:24.067	
4	46.324	116.5	1:11.369	106.0	26.553	105.7	2:24.246		8								

177	Robs Lamplough (OF)								Winkelmann WDF2 - 45								
lap	Sect-1	Speed	Sect-2	Speed	Sect-3	Speed	Laptime	Pit	lap	Sect-1	Speed	Sect-2	Speed	Sect-3	Speed	Laptime	Pit
1							2:37.664		5							2:31.189	
2							2:28.443		6							2:33.093	
3							2:27.621		7							2:28.759	
4							2:28.511		8							2:27.783	

199	John Evans (OF)								Lotus 51								
lap	Sect-1	Speed	Sect-2	Speed	Sect-3	Speed	Laptime	Pit	lap	Sect-1	Speed	Sect-2	Speed	Sect-3	Speed	Laptime	Pit
1	52.777	113.7	1:21.976	106.0	29.926	106.2	2:44.679		5	50.912	114.9	1:19.022	103.9	27.908	106.4	2:37.842	
2	49.167	115.1	1:19.060	101.5	29.147	106.6	2:37.374		6	50.313	113.4	1:18.193	102.9	28.047	105.6	2:36.553	
3	49.174	115.3	1:20.815	104.7	29.011	104.6	2:39.000		7	48.819		1:18.076	107.0	27.732	105.7	2:34.627	
4	50.164	114.5	1:19.841	102.0	29.009	106.9	2:39.014		8	48.616		1:16.429	107.4	27.564	106.8	2:32.609	

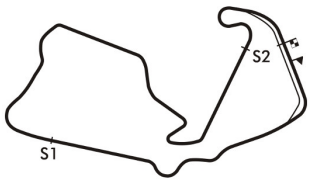

Session Start: 09:00:23 - Finish: 09:20:25
Weather/Track Conditions: Bright / Dry
Circuit: Silverstone Historic Grand Prix
Track Length: 5.857 Km - 3.6394 miles
Printed: 16-06-2018 - 09:25

Silverstone International Trophy - 16 - 17 Jun 2018

HSCC Historic Formula Ford supported by Carless Race Fuels with Vital Equipment

Qualifying for Race 1 - Best Sector Times

	SECTOR 1			SECTOR 2			SECTOR 3		
	NO	TIME	LAP	NO	TIME	LAP	NO	TIME	LAP
1	7	43.914	4	43	1:08.560	8	24	25.611	4
2	4	43.963	9	24	1:08.586	2	43	25.791	8
3	24	44.031	5	7	1:08.599	2	73	25.915	7
4	73	44.040	5	64	1:08.970	4	7	25.917	8
5	43	44.235	6	4	1:09.037	4	77	26.009	8
6	77	44.605	9	13	1:09.164	4	35	26.013	8
7	58	44.640	9	73	1:09.201	5	64	26.077	4
8	37	44.656	2	37	1:09.356	3	17	26.080	4
9	17	44.729	4	49	1:09.390	7	36	26.146	8
10	49	44.808	4	77	1:09.599	8	42	26.158	9
11	64	44.809	4	17	1:09.620	4	4	26.165	8
12	36	44.838	8	35	1:09.700	7	13	26.177	8
13	54	44.931	9	58	1:09.712	7	37	26.228	7
14	35	45.026	6	36	1:09.820	7	58	26.235	8
15	42	45.038	9	89	1:09.845	3	49	26.330	8
16	13	45.062	4	42	1:09.913	9	20	26.421	7
17	89	45.063	3	54	1:10.044	8	89	26.457	7
18	96	45.355	8	15	1:10.454	2	96	26.486	7
19	8	45.365	7	96	1:10.528	7	66	26.551	9
20	66	45.431	9	66	1:10.901	8	141	26.553	4
21	15	45.710	3	8	1:11.093	7	8	26.578	6
22	141	45.752	6	20	1:11.202	4	54	26.713	8
23	20	45.859	4	141	1:11.223	6	46	26.738	8
24	50	46.370	8	50	1:11.499	8	27	26.751	8
25	46	46.477	6	46	1:12.044	6	15	26.786	2
26	26	46.573	4	19	1:12.267	7	50	26.832	6
27	19	46.603	7	70	1:12.622	8	19	26.867	5
28	70	46.850	6	27	1:12.772	8	93	26.893	8
29	27	46.957	8	93	1:13.113	7	41	27.030	8
30	47	47.095	6	30	1:13.462	7	70	27.254	8
31	30	47.127	6	47	1:13.749	7	47	27.320	5
32	93	47.356	7	26	1:13.921	4	18	27.340	7
33	41	47.785	7	18	1:15.216	7	26	27.443	2
34	18	48.295	6	41	1:15.813	8	30	27.485	8
35	199	48.616	8	199	1:16.429	8	199	27.564	8
36	39	49.204	6	39	1:16.460	7	39	28.190	6
37	99	50.898	4	99	1:20.772	7	31	29.762	6
38	31	51.437	7	31	1:21.551	4	99	30.179	6
39	97			97			97		
40	177			177			177		

IDEAL / BEST LAP COMPARISON

NO	NAME	BEST	IN	IDEAL	DIFF
24	Ben Mitchell	2:18.572	9	2:18.228	+0.344
7	Cameron Jackson	2:18.602	4	2:18.430	+0.172
43	Callum Grant	2:18.731	8	2:18.586	+0.145
4	Maxim Bartell	2:19.308	9	2:19.165	+0.143
73	Ed Thurston	2:19.581	5	2:19.156	+0.425
64	Benjamin Tusting	2:19.856	4	2:19.856	+0.000
37	Will Nuthall	2:20.416	6	2:20.240	+0.176
17	Brian Morris	2:20.429	4	2:20.429	+0.000
13	Stuart Kestenbaum	2:20.570	4	2:20.403	+0.167
77	Mads Gravsen	2:20.589	4	2:20.213	+0.376
36	Rob Smith	2:20.990	8	2:20.804	+0.186
35	Gislain Genecand	2:21.074	6	2:20.739	+0.335
42	Cormac Flanagan	2:21.109	9	2:21.109	+0.000
49	Harvey Sykes	2:21.138	7	2:20.528	+0.610
89	Ted Pearson	2:21.422	3	2:21.365	+0.057
58	Michael Grant Peter	2:21.692	8	2:20.587	+1.105
54	Alex Meek	2:22.326	8	2:21.688	+0.638
96	Antony Ross	2:22.550	8	2:22.369	+0.181
8	Andrew Mansell	2:23.127	7	2:23.036	+0.091
15	Matthew Wrigley	2:23.274	2	2:22.950	+0.324
66	Andrew Wiggins	2:23.444	9	2:22.883	+0.561
20	Kevin Stanzl	2:23.675	4	2:23.482	+0.193
141	Michael Wrigley	2:23.695	6	2:23.528	+0.167
97	Robert Tusting	2:23.710	8		+
50	John Roberts	2:24.808	8	2:24.701	+0.107
46	Stuart Dix	2:25.311	6	2:25.259	+0.052
19	Stephen King	2:26.118	7	2:25.737	+0.381
27	Dick Dixon	2:26.480	8	2:26.480	+0.000
70	Daniel Stanzl	2:27.121	8	2:26.726	+0.395
93	Rudolf Ernst	2:27.501	7	2:27.362	+0.139
177	Robs Lamplough	2:27.621	3		+
26	John Slack	2:28.451	2	2:27.937	+0.514
30	Cliff Gray	2:28.843	7	2:28.074	+0.769
47	Louis Hanjoul	2:29.505	6	2:28.164	+1.341
41	Paul Unsworth	2:30.873	8	2:30.628	+0.245
18	William Cowing	2:31.632	6	2:30.851	+0.781
199	John Evans	2:32.609	8	2:32.609	+0.000
39	Michael Richings	2:34.932	6	2:33.854	+1.078
99	Nicholas Arden	2:43.515	7	2:41.849	+1.666
31	John Emery	2:43.564	7	2:42.750	+0.814

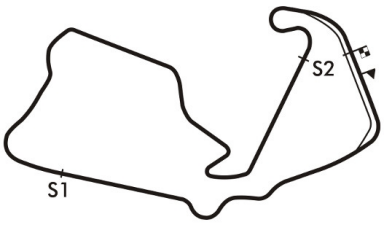

Session Start: 09:00:23 - Finish: 09:20:25
Weather/Track Conditions: Bright / Dry
Circuit: Silverstone Historic Grand Prix
Track Length: 5.857 Km - 3.6394 miles

Printed: 16-06-2018 - 09:26

Silverstone International Trophy - 16 - 17 Jun 2018

HSCC Historic Formula Ford supported by Carless Race Fuels with Vital Equipment

Qualifying for Race 1 - Best Sector Speeds

	NO	SECTOR 1	MPH	NO	SECTOR 2	MPH	NO	SECTOR 3	MPH
1	7	Cameron Jackson	122.0	43	Callum Grant	116.1	4	Maxim Bartell	110.3
2	4	Maxim Bartell	121.4	49	Harvey Sykes	115.1	43	Callum Grant	110.0
3	58	Michael Grant Peterkin	120.9	13	Stuart Kestenbaum	114.1	49	Harvey Sykes	109.8
4	73	Ed Thurston	120.5	73	Ed Thurston	113.6	13	Stuart Kestenbaum	109.6
5	8	Andrew Mansell	120.3	4	Maxim Bartell	113.4	24	Ben Mitchell	109.6
6	17	Brian Morris	120.3	58	Michael Grant Peterkin	113.2	42	Cormac Flanagan	109.6
7	43	Callum Grant	119.6	89	Ted Pearson	113.2	37	Will Nuthall	109.4
8	54	Alex Meek	119.6	24	Ben Mitchell	113.0	73	Ed Thurston	109.4
9	96	Antony Ross	119.6	27	Dick Dixon	112.8	89	Ted Pearson	109.4
10	36	Rob Smith	118.8	7	Cameron Jackson	112.4	7	Cameron Jackson	108.9
11	49	Harvey Sykes	118.8	36	Rob Smith	112.4	58	Michael Grant Peterkin	108.7
12	13	Stuart Kestenbaum	118.4	96	Antony Ross	112.0	96	Antony Ross	108.0
13	15	Matthew Wrigley	118.1	42	Cormac Flanagan	111.8	27	Dick Dixon	107.3
14	37	Will Nuthall	117.9	17	Brian Morris	111.7	8	Andrew Mansell	106.9
15	93	Rudolf Ernst	117.9	8	Andrew Mansell	111.3	17	Brian Morris	106.9
16	141	Michael Wrigley	117.7	37	Will Nuthall	110.9	20	Kevin Stanzl	106.9
17	24	Ben Mitchell	117.5	50	John Roberts	110.9	36	Rob Smith	106.9
18	26	John Slack	117.1	66	Andrew Wiggins	110.9	199	John Evans	106.9
19	50	John Roberts	117.1	35	Gislain Genecand	110.6	141	Michael Wrigley	106.6
20	20	Kevin Stanzl	116.7	26	John Slack	110.2	19	Stephen King	106.4
21	30	Cliff Gray	116.7	77	Mads Gravsen	109.8	41	Paul Unsworth	106.4
22	35	Gislain Genecand	116.7	141	Michael Wrigley	109.7	46	Stuart Dix	106.4
23	46	Stuart Dix	116.7	20	Kevin Stanzl	109.5	35	Gislain Genecand	106.2
24	77	Mads Gravsen	116.7	30	Cliff Gray	109.3	93	Rudolf Ernst	106.2
25	89	Ted Pearson	116.5	19	Stephen King	109.1	77	Mads Gravsen	105.7
26	66	Andrew Wiggins	116.3	54	Alex Meek	109.1	15	Matthew Wrigley	105.4
27	27	Dick Dixon	116.1	93	Rudolf Ernst	108.9	50	John Roberts	105.4
28	19	Stephen King	115.9	18	William Cowing	108.8	66	Andrew Wiggins	105.2
29	42	Cormac Flanagan	115.7	41	Paul Unsworth	108.8	54	Alex Meek	105.1
30	199	John Evans	115.3	15	Matthew Wrigley	108.2	26	John Slack	104.9
31	47	Louis Hanjoul	114.7	46	Stuart Dix	108.2	30	Cliff Gray	104.7
32	64	Benjamin Tusting	113.7	64	Benjamin Tusting	107.9	64	Benjamin Tusting	104.7
33	41	Paul Unsworth	113.6	47	Louis Hanjoul	107.7	18	William Cowing	103.6
34	18	William Cowing	112.8	199	John Evans	107.4	47	Louis Hanjoul	103.6
35	31	John Emery	110.2	99	Nicholas Arden	105.4	31	John Emery	101.5
36	99	Nicholas Arden	109.5	39	Michael Richings	103.9	70	Daniel Stanzl	99.9
37	39	Michael Richings	107.2	70	Daniel Stanzl	102.3	39	Michael Richings	98.7
38	70	Daniel Stanzl	106.5	31	John Emery	100.2	97	Robert Tusting	0.0
39	97	Robert Tusting	0.0	97	Robert Tusting	0.0	99	Nicholas Arden	0.0
40	177	Robs Lamplough	0.0	177	Robs Lamplough	0.0	177	Robs Lamplough	0.0

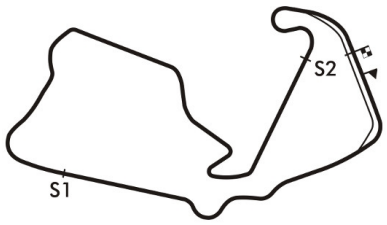

Session Start: 09:00:23 - Finish: 09:20:25
Weather/Track Conditions: Bright / Dry
Circuit: Silverstone Historic Grand Prix
Track Length: 5.857 Km - 3.6394 miles

Printed: 16-06-2018 - 09:26

Silverstone International Trophy - 16 - 17 Jun 2018

HSCC Historic Formula Ford supported by Carless Race Fuels with Vital Equipment

Race 1 - Starting Grid

Sheet No:

Start Time : 13:35 - Heat Duration : 20 Minutes

ROW							
20	40	31	John Emery	39	99	Nicholas Arden	
19	38	39	Michael Richings	37	199	John Evans	
18	36	18	William Cowing	35	41	Paul Unsworth	
17	34	47	Louis Hanjoul	33	30	Cliff Gray	
16	32	26	John Slack	31	177	Robs Lamplough	
15	30	93	Rudolf Ernst	29	70	Daniel Stanzl	
14	28	27	Dick Dixon	27	19	Stephen King	
13	26	46	Stuart Dix	25	50	John Roberts	
12	24	97	Robert Tusting	23	141	Michael Wrigley	
11	22	20	Kevin Stanzl	21	66	Andrew Wiggins	
10	20	15	Matthew Wrigley	19	8	Andrew Mansell	
9	18	96	Antony Ross	17	54	Alex Meek	
8	16	58	Michael Grant Peterkin	15	89	Ted Pearson	
7	14	49	Harvey Sykes	13	42	Cormac Flanagan	
6	12	35	Gislain Genecand	11	36	Rob Smith	
5	10	77	Mads Gravsen	9	13	Stuart Kestenbaum	
4	8	17	Brian Morris	7	37	Will Nuthall	
3	6	64	Benjamin Tusting	5	73	Ed Thurston	
2	4	4	Maxim Bartell	3	43	Callum Grant	
1	2	7	Cameron Jackson	1	24	Ben Mitchell	

Pole Left

Circuit: Silverstone Historic Grand Prix
Track Length: 5.857 Km - 3.6394 miles

These results are provisional until the conclusion of any judicial and technical matters.

Clerk of the Course:	Timekeeper:	Issued at:
Julian Floyd		

MST

Printed : 16-06-2018 - 09:26

Silverstone International Trophy - 16 - 17 Jun 2018

HSCC Historic Formula Ford supported by Carless Race Fuels with Vital Equipment

Race 1 - Classification

Sheet No:

POS	NO	DRIVER/S	CLASS	CLASS POS	CAR MAKE / MODEL	TIME	LAPS	GAP	DIFF	MPH	BEST	ON
1	7	Cameron Jackson		1	Lola T200	20:54.113	9	-- 9 laps --		94.02	2:18.876	8
2	24	Ben Mitchell		2	Merlyn Mk20	20:55.958	9	1.845	1.845	93.88	2:18.942	8
3	4	Maxim Bartell		3	Merlyn Mk20A	21:09.699	9	15.586	13.741	92.86	2:20.421	4
4	73	Ed Thurston		4	Elden Mk8	21:12.509	9	18.396	2.810	92.66	2:20.367	2
5	37	Will Nuthall		5	Jamun T2	21:12.543	9	18.430	0.034	92.66	2:20.745	2
6	35	Gislain Genecand	OF	1	Crossle 16F	21:20.269	9	26.156	7.726	92.10	2:20.787	4
7	77	Mads Gravsen	N	1	Palliser WDF1	21:20.307	9	26.194	0.038	92.09	2:20.828	4
8	17	Brian Morris	OF	2	Lola T202	21:26.941	9	32.828	6.634	91.62	2:21.576	5
9	13	Stuart Kestenbaum	OF	3	Crossle 16F	21:27.025	9	32.912	0.084	91.61	2:21.225	4
10	36	Rob Smith	OF	4	Merlyn Mk20	21:32.259	9	38.146	5.234	91.24	2:22.277	9
11	70	Daniel Stanzl		6	Elden Mk8	21:34.749	9	40.636	2.490	91.07	2:21.895	9
12	58	Michael Grant Peterkin		7	Brabham BT21	21:37.088	9	42.975	2.339	90.91	2:22.545	7
13	15	Matthew Wrigley		8	Merlyn Mk11A/20	21:37.128	9	43.015	0.040	90.90	2:22.869	9
14	49	Harvey Sykes		9	Crossle 20F	21:37.205	9	43.092	0.077	90.89	2:22.104	7
15	141	Michael Wrigley	OF	5	Lotus 59	21:38.279	9	44.166	1.074	90.82	2:22.482	5
16	20	Kevin Stanzl	OF	6	Crossle 20F	21:39.342	9	45.229	1.063	90.75	2:22.953	7
17	96	Antony Ross	OF	7	Lola T200	21:49.001	9	54.888	9.659	90.08	2:23.198	5
18	66	Andrew Wiggins	OF	8	Titan Mk6	21:52.982	9	58.869	3.981	89.81	2:23.905	6
19	54	Alex Meek	OF	9	Merlyn Mk20A	21:57.504	9	1:03.391	4.522	89.50	2:23.563	5
20	50	John Roberts	OF	10	Merlyn Mk11A	22:07.594	9	1:13.481	10.090	88.82	2:24.695	6
21	8	Andrew Mansell	OF	11	Merlyn Mk11A	22:09.518	9	1:15.405	1.924	88.69	2:24.721	7
22	19	Stephen King	OF	12	Macon MR8	22:16.485	9	1:22.372	6.967	88.22	2:25.900	6
23	97	Robert Tusting	OF	13	Merlyn Mk20A	22:19.628	9	1:25.515	3.143	88.02	2:23.961	2
24	177	Robs Lamplough	OF	14	Winkelmann WDF2 - 45	22:22.899	9	1:28.786	3.271	87.81	2:27.287	4
25	26	John Slack	OF	15	Lola T200	22:23.029	9	1:28.916	0.130	87.79	2:26.462	6
26	93	Rudolf Ernst	OF	16	Titan Mk6	22:23.733	9	1:29.620	0.704	87.75	2:26.728	6
27	41	Paul Unsworth	OF	17	Palliser WDF3	22:45.156	9	1:51.043	21.423	86.37	2:29.014	4
28	18	William Cowing	OF	18	Ginetta G18B	22:47.774	9	1:53.661	2.618	86.21	2:29.719	9
29	47	Louis Hanjoul	OF	19	Elden Mk8/10	22:48.708	9	1:54.595	0.934	86.15	2:29.235	9
30	30	Cliff Gray	OF	20	Lotus 51B	22:49.316	9	1:55.203	0.608	86.11	2:29.626	2
31	199	John Evans	OF	21	Lotus 51	21:01.948	8	-- 8 laps --	43.803	83.05	2:34.911	8
32	39	Michael Richings	OF	22	Alexis Mk15	21:06.510	8	4.562	4.562	82.75	2:36.026	6
33	31	John Emery	OF	23	Lola T200	22:16.368	8	1:14.420	1:09.858	78.43	2:40.943	8
					NOT CLASSIFIED							
DNF	27	Dick Dixon	OF		Lotus 61	17:22.139	7	-- 7 laps --		88.00	2:26.792	6
DNF	89	Ted Pearson	OF		Merlyn Mk11/17	12:00.297	5	-- 5 laps --		90.94	2:22.587	4
DNF	43	Callum Grant			Merlyn Mk20A	9:24.738	4	-- 4 laps --		92.80	2:19.611	2
DNF	42	Cormac Flanagan			Alexis Mk14	9:29.850	4	5.112	5.112	91.96	2:21.292	2
DNF	46	Stuart Dix	OF		Cooper Chinook	8:02.446	3	-- 3 laps --	53.897	81.47	2:24.163	2
DNF	99	Nicholas Arden	OF		Merlyn Mk11A	9:11.275	3	1:08.829	1:08.829	71.30	2:44.030	3
DNF	64	Benjamin Tusting			Merlyn Mk20A	13:57.262	3	5:54.816	4:45.987	46.94		

FASTEST LAP SUMMARY

NO	DRIVER/S	CLASS	CAR MAKE / MODEL	FASTEST LAP	ON	MPH
7	Cameron Jackson		Lola T200	2:18.876	8	94.34
35	Gislain Genecand	OF	Crossle 16F	2:20.787	4	93.06
77	Mads Gravsen	N	Palliser WDF1	2:20.828	4	93.03

Session Start: 13:38:16 - Finish: 13:59:09
Weather/Track Conditions: Bright / Dry
Circuit: Silverstone Historic Grand Prix
Track Length: 5.857 Km - 3.6394 miles

These results are provisional until the conclusion of any judicial and technical matters.

Clerk of the Course:	Timekeeper:	Issued at:
Julian Floyd		

Silverstone International Trophy - 16 - 17 Jun 2018

HSCC Historic Formula Ford supported by Carless Race Fuels with Vital Equipment

Race 1 - Sector Analysis

4	Maxim Bartell ( )								Merlyn Mk20A							
lap	Sect-1	Speed	Sect-2	Speed	Sect-3	Speed	Laptime	Pit	lap	Sect-1	Speed	Sect-2	Speed	Sect-3	Speed	Laptime	Pit
1			1:09.909	113.4	26.506	109.1	2:22.131		6	45.099	113.6	1:09.484	109.8	26.394	106.9	2:20.977	
2	44.877	116.1	1:09.421	111.8	26.415	107.6	2:20.713		7	45.007	113.7	1:09.448	110.2	26.395	107.8	2:20.850	
3	45.054		1:09.183	110.6	26.322	107.3	2:20.559		8	45.069	113.2	1:09.745	110.4	26.268	107.8	2:21.082	
4	44.816	115.5	1:09.313	110.7	26.292	107.6	2:20.421		9	45.004	113.6	1:09.797	110.2	26.473	107.8	2:21.274	
5	45.223	113.2	1:10.182	110.4	26.287	108.0	2:21.692		10								

7	Cameron Jackson ( )								Lola T200							
lap	Sect-1	Speed	Sect-2	Speed	Sect-3	Speed	Laptime	Pit	lap	Sect-1	Speed	Sect-2	Speed	Sect-3	Speed	Laptime	Pit
1		113.0	1:08.666	110.2	26.012	106.4	2:19.656		6	44.591	113.6	1:09.457	109.7	26.050	107.1	2:20.098	
2	44.656	113.7	1:08.669	110.6	26.059	107.1	2:19.384		7	44.588	113.7	1:08.704	109.8	25.965	107.1	2:19.257	
3	44.739	114.3	1:08.594	110.6	25.997	106.8	2:19.330		8	44.568	113.6	1:08.357	110.2	25.951	107.6	2:18.876	
4	44.635	113.4	1:08.499	110.7	25.920	107.8	2:19.054		9	44.376	115.7	1:08.989	110.2	25.895	108.2	2:19.260	
5	44.771	113.0	1:08.581	110.4	25.846	107.6	2:19.198		10								

8	Andrew Mansell (OF)								Merlyn Mk11A							
lap	Sect-1	Speed	Sect-2	Speed	Sect-3	Speed	Laptime	Pit	lap	Sect-1	Speed	Sect-2	Speed	Sect-3	Speed	Laptime	Pit
1		119.6	1:15.874	109.3	27.273	106.8	2:34.101		6	46.501	113.7	1:11.755	109.5	26.575	107.1	2:24.831	
2	46.765	117.3	1:12.810	109.7	27.242	106.4	2:26.817		7	45.780	114.3	1:12.054	109.8	26.887	106.6	2:24.721	
3	48.343	114.9	1:16.214	111.7	26.997	106.4	2:31.554		8	46.569	114.1	1:12.263	109.5	26.531	107.3	2:25.363	
4	46.900	115.3	1:12.225	110.7	26.793	107.5	2:25.918		9	47.011	114.7	1:16.557	108.1	26.691	107.3	2:30.259	
5	46.555	113.4	1:12.650	110.0	26.749	106.6	2:25.954		10								

13	Stuart Kestenbaum (OF)								Crossle 16F							
lap	Sect-1	Speed	Sect-2	Speed	Sect-3	Speed	Laptime	Pit	lap	Sect-1	Speed	Sect-2	Speed	Sect-3	Speed	Laptime	Pit
1			1:11.567	109.7	26.365	107.8	2:24.796		6	45.919		1:11.076	112.6	26.319	110.2	2:23.314	
2	47.136		1:10.509	113.4	26.767	109.2	2:24.412		7	45.460		1:11.145	110.7	26.364	109.2	2:22.969	
3	45.671		1:10.328	110.2	26.388	109.1	2:22.387		8	45.295		1:10.116	112.4	26.708	110.0	2:22.119	
4	45.267		1:09.671	110.2	26.287	107.5	2:21.225		9	46.051		1:10.476	110.6	26.491	108.9	2:23.018	
5	45.964		1:10.102	110.2	26.719	108.2	2:22.785		10								

15	Matthew Wrigley ( )								Merlyn Mk11A/20							
lap	Sect-1	Speed	Sect-2	Speed	Sect-3	Speed	Laptime	Pit	lap	Sect-1	Speed	Sect-2	Speed	Sect-3	Speed	Laptime	Pit
1		117.5	1:12.176	114.5	26.657	107.3	2:27.868		6	45.463	117.3	1:11.176	107.4	26.621	104.4	2:23.260	
2	45.705	117.9	1:10.966	109.1	26.854	105.6	2:23.525		7	46.144	109.8	1:10.786	113.6	26.713	107.5	2:23.643	
3	46.229	105.2	1:11.424	108.1	26.973	107.3	2:24.626		8	45.531	116.1	1:11.629	112.6	26.498	108.7	2:23.658	
4	46.087	111.8	1:11.258	107.7	26.761	104.4	2:24.106		9	45.012	120.3	1:11.017	107.9	26.840	104.4	2:22.869	
5	46.168	110.0	1:10.997	110.9	26.408	108.2	2:23.573		10								

17	Brian Morris (OF)								Lola T202							
lap	Sect-1	Speed	Sect-2	Speed	Sect-3	Speed	Laptime	Pit	lap	Sect-1	Speed	Sect-2	Speed	Sect-3	Speed	Laptime	Pit
1		118.6	1:12.272	110.6	27.036	107.1	2:27.572		6	45.779	117.1	1:10.790	109.3	26.220	105.9	2:22.789	
2	45.835	116.1	1:10.492	110.2	26.472	106.1	2:22.799		7	45.390	114.1	1:10.923	109.1	26.248	106.2	2:22.561	
3	44.882	118.8	1:10.350	110.9	26.653	106.1	2:21.885		8	45.616	113.0	1:10.611	109.7	26.605	105.2	2:22.832	
4	44.952	118.6	1:10.558	109.1	26.406	106.1	2:21.916		9	46.183	113.2	1:10.495	110.6	26.333	105.2	2:23.011	
5	44.822	117.9	1:10.245	111.5	26.509	108.3	2:21.576		10								

18	William Cowing (OF)								Ginetta G18B							
lap	Sect-1	Speed	Sect-2	Speed	Sect-3	Speed	Laptime	Pit	lap	Sect-1	Speed	Sect-2	Speed	Sect-3	Speed	Laptime	Pit
1			1:16.212	108.4	27.948	106.1	2:40.124		6	48.680		1:14.564	106.9	27.389	103.9	2:30.633	
2	48.536		1:15.273	109.7	27.658	103.6	2:31.467		7	48.544		1:14.303	106.4	27.282	103.7	2:30.129	
3	49.090		1:15.639	110.2	27.771	106.6	2:32.500		8	48.759		1:15.908	108.8	27.473	102.9	2:32.140	
4	48.112		1:14.861	108.6	27.539	103.7	2:30.512		9	48.693		1:13.850	105.7	27.176	102.6	2:29.719	
5	47.938		1:14.848	107.9	27.764	103.2	2:30.550		10								

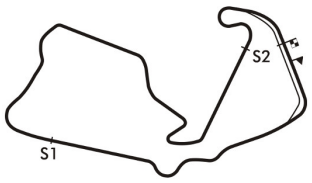

Session Start: 13:38:16 - Finish: 13:59:09
Weather/Track Conditions: Bright / Dry
Circuit: Silverstone Historic Grand Prix
Track Length: 5.857 Km - 3.6394 miles
Printed: 16-06-2018 - 14:03

Silverstone International Trophy - 16 - 17 Jun 2018

HSCC Historic Formula Ford supported by Carless Race Fuels with Vital Equipment

Race 1 - Sector Analysis

19	Stephen King (OF)								Macon MR8							
lap	Sect-1	Speed	Sect-2	Speed	Sect-3	Speed	Laptime	Pit	lap	Sect-1	Speed	Sect-2	Speed	Sect-3	Speed	Laptime	Pit
1		115.7	1:16.371	106.4	27.981	105.4	2:38.081		6	47.612		1:11.555	109.7	26.733	107.6	2:25.900	
2	47.733	117.1	1:13.604	108.9	27.758	107.5	2:29.095		7	46.548	116.9	1:13.644	109.3	26.555	106.2	2:26.747	
3	47.297	116.1	1:13.924	111.3	27.188	107.6	2:28.409		8	46.119	114.7	1:12.971	107.7	27.210	106.1	2:26.300	
4	47.139	119.0	1:12.728	110.4	27.600	107.5	2:27.467		9	46.556	114.1	1:12.183	108.2	27.413	104.7	2:26.152	
5	47.771	115.1	1:13.661	109.5	26.902	106.9	2:28.334		10								

20	Kevin Stanzl (OF)								Crossle 20F							
lap	Sect-1	Speed	Sect-2	Speed	Sect-3	Speed	Laptime	Pit	lap	Sect-1	Speed	Sect-2	Speed	Sect-3	Speed	Laptime	Pit
1		118.8	1:12.619	112.6	27.201	107.8	2:29.567		6	45.530	118.6	1:11.568	111.7	26.496	108.3	2:23.594	
2	45.919	120.1	1:11.226	112.0	26.910	107.6	2:24.055		7	44.996	122.0	1:11.303	111.5	26.654	107.6	2:22.953	
3	46.062	119.6	1:11.189	111.7	26.993	108.2	2:24.244		8	45.851	116.9	1:11.241	112.8	26.617	107.3	2:23.709	
4	45.600	123.4	1:10.845	115.7	26.920	108.9	2:23.365		9	45.332	117.7	1:12.063	111.1	26.559	106.9	2:23.954	
5	45.678	113.2	1:11.594	112.0	26.629	108.9	2:23.901		10								

24	Ben Mitchell ( )								Merlyn Mk20							
lap	Sect-1	Speed	Sect-2	Speed	Sect-3	Speed	Laptime	Pit	lap	Sect-1	Speed	Sect-2	Speed	Sect-3	Speed	Laptime	Pit
1			1:09.640	110.9	26.295	107.3	2:21.527		6	44.791	113.7	1:08.821	110.6	25.791	108.0	2:19.403	
2	44.804	113.2	1:08.934	116.1	25.760	107.6	2:19.498		7	44.630	114.1	1:08.841	110.6	25.837	108.3	2:19.308	
3	44.783	114.9	1:08.642	111.3	25.976	108.2	2:19.401		8	44.438	114.7	1:08.809	110.7	25.695	108.5	2:18.942	
4	44.613	114.3	1:08.833	111.5	25.947	108.7	2:19.393		9	44.710	115.9	1:08.727	111.1	25.719	108.9	2:19.156	
5	44.606	113.4	1:08.877	110.4	25.847	108.9	2:19.330		10								

26	John Slack (OF)								Lola T200							
lap	Sect-1	Speed	Sect-2	Speed	Sect-3	Speed	Laptime	Pit	lap	Sect-1	Speed	Sect-2	Speed	Sect-3	Speed	Laptime	Pit
1		117.3	1:16.005	110.6	28.073	108.2	2:38.373		6	46.654	114.1	1:12.223	112.6	27.585	105.7	2:26.462	
2	47.887	116.9	1:13.230	112.0	27.419	105.9	2:28.536		7	47.399	116.7	1:14.042	111.7	27.532	105.4	2:28.973	
3	46.295	117.9	1:14.630	111.5	27.420	107.1	2:28.345		8	47.016	116.3	1:12.916	110.7	28.060	108.0	2:27.992	
4	47.248	117.1	1:12.238	112.2	28.228	106.1	2:27.714		9	47.451	116.3	1:14.505	109.8	26.908	109.2	2:28.864	
5	47.248	113.4	1:12.991	109.1	27.531	105.9	2:27.770		10								

27	Dick Dixon (OF)								Lotus 61							
lap	Sect-1	Speed	Sect-2	Speed	Sect-3	Speed	Laptime	Pit	lap	Sect-1	Speed	Sect-2	Speed	Sect-3	Speed	Laptime	Pit
1			1:15.070	110.6	27.598	106.2	2:35.060		5	46.923		1:13.131	108.8	27.036	105.7	2:27.090	
2	47.978		1:13.692	110.4	27.498	106.1	2:29.168		6	46.962		1:12.842	107.9	26.988	106.2	2:26.792	
3	46.901		1:14.761	111.3	27.345	107.6	2:29.007		7	46.714		1:13.477	107.9	26.961	106.6	2:27.152	
4	47.384		1:13.446	110.7	27.040	109.8	2:27.870		8								

30	Cliff Gray (OF)								Lotus 51B							
lap	Sect-1	Speed	Sect-2	Speed	Sect-3	Speed	Laptime	Pit	lap	Sect-1	Speed	Sect-2	Speed	Sect-3	Speed	Laptime	Pit
1		116.3	1:15.551	111.3	28.483	104.4	2:39.053		6	49.338	114.1	1:14.886	107.7	27.741	103.7	2:31.965	
2	48.066	115.7	1:13.914	108.4	27.646	103.2	2:29.626		7	48.459	113.2	1:14.048	107.7	27.830	103.4	2:30.337	
3	48.255	113.2	1:18.581	106.5	28.179	104.9	2:35.015		8	47.925	112.2	1:14.849	106.7	28.091	102.9	2:30.865	
4	48.282	113.7	1:14.370	107.4	27.497	104.2	2:30.149		9	49.592	114.7	1:14.150	108.6	27.429	104.4	2:31.171	
5	48.478	111.8	1:14.477	106.9	28.180	103.1	2:31.135		10								

31	John Emery (OF)								Lola T200							
lap	Sect-1	Speed	Sect-2	Speed	Sect-3	Speed	Laptime	Pit	lap	Sect-1	Speed	Sect-2	Speed	Sect-3	Speed	Laptime	Pit
1		102.8	1:24.321	97.7	30.319	101.3	3:02.492		5	52.496	109.1	1:23.667	99.7	29.676	101.3	2:45.839	
2	53.094	104.0	1:24.052	99.9	30.171	101.5	2:47.317		6	53.071	111.7	1:23.522	97.3	30.481	95.2	2:47.074	
3	52.972	109.1	1:22.366	102.8	29.768	101.8	2:45.106		7	53.007	107.9	1:22.246	102.8	29.123	102.6	2:44.376	
4	52.486	108.4	1:21.163	104.0	29.572	101.2	2:43.221		8	51.048	110.2	1:21.122	100.8	28.773	102.4	2:40.943	

35	Gislain Genecand (OF)								Crossle 16F							
lap	Sect-1	Speed	Sect-2	Speed	Sect-3	Speed	Laptime	Pit	lap	Sect-1	Speed	Sect-2	Speed	Sect-3	Speed	Laptime	Pit
1			1:11.653	111.7	26.496	111.8	2:25.470		6	45.658	111.3	1:10.172	111.5	26.027	105.6	2:21.857	
2	45.159	114.9	1:11.421	109.5	26.256	107.3	2:22.836		7	45.410	112.4	1:10.475	111.7	26.063	105.9	2:21.948	
3	45.323		1:10.165	112.8	26.027	105.9	2:21.515		8	45.388	111.8	1:09.803	109.1	26.348	106.2	2:21.539	
4	45.351	113.0	1:09.418	109.8	26.018	107.8	2:20.787		9	45.175	112.0	1:10.348	112.8	26.371	104.6	2:21.894	
5	45.557	113.7	1:10.892	113.2	25.974	105.9	2:22.423		10								

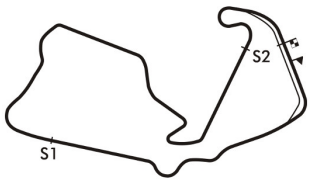

Session Start: 13:38:16 - Finish: 13:59:09
Weather/Track Conditions: Bright / Dry
Circuit: Silverstone Historic Grand Prix
Track Length: 5.857 Km - 3.6394 miles
Printed: 16-06-2018 - 14:03

Silverstone International Trophy - 16 - 17 Jun 2018

HSCC Historic Formula Ford supported by Carless Race Fuels with Vital Equipment

Race 1 - Sector Analysis

36	Rob Smith (OF)								Merlyn Mk20								
lap	Sect-1	Speed	Sect-2	Speed	Sect-3	Speed	Laptime	Pit	lap	Sect-1	Speed	Sect-2	Speed	Sect-3	Speed	Laptime	Pit
1			1:12.396	111.1	27.323	105.2	2:27.349		6	45.413		1:11.534	109.7	26.572	105.7	2:23.519	
2	46.128		1:11.055	111.8	27.022	108.3	2:24.205		7	45.542		1:11.013	110.4	26.482	105.4	2:23.037	
3	46.247		1:11.294	112.8	26.705	105.6	2:24.246		8	45.821		1:10.503	109.7	26.401	105.1	2:22.725	
4	45.868		1:09.995	110.6	26.596	106.1	2:22.459		9	45.317		1:10.383	109.7	26.577	104.4	2:22.277	
5	45.642		1:10.307	112.0	26.493	108.0	2:22.442		10								

37	Will Nuthall ( )								Jamun T2								
lap	Sect-1	Speed	Sect-2	Speed	Sect-3	Speed	Laptime	Pit	lap	Sect-1	Speed	Sect-2	Speed	Sect-3	Speed	Laptime	Pit
1			1:09.915	112.4	26.412	108.7	2:22.603		6	44.811		1:09.613	109.7	26.388	106.9	2:20.812	
2	44.601		1:09.652	114.1	26.492	110.2	2:20.745		7	45.345		1:09.726	109.3	26.284	108.0	2:21.355	
3	45.389		1:09.712	112.8	26.340	106.9	2:21.441		8	45.723		1:09.927	109.5	26.404	106.9	2:22.054	
4	44.766		1:09.831	111.3	26.499	107.5	2:21.096		9	45.291		1:08.965	109.7	26.492	107.8	2:20.748	
5	45.629		1:09.811	109.8	26.249	107.5	2:21.689		10								

39	Michael Richings (OF)								Alexis Mk15								
lap	Sect-1	Speed	Sect-2	Speed	Sect-3	Speed	Laptime	Pit	lap	Sect-1	Speed	Sect-2	Speed	Sect-3	Speed	Laptime	Pit
1		111.7	1:18.449	102.8	28.705	101.0	2:44.222		5	50.317	103.9	1:18.855	103.9	28.277	99.9	2:37.449	
2	50.857	106.5	1:18.056	104.5	28.726	99.2	2:37.639		6	49.302	111.7	1:18.086	103.6	28.638	100.4	2:36.026	
3	50.576	107.9	1:18.159	103.9	28.735	100.4	2:37.470		7	52.428	104.0	1:16.626	105.0	28.010	100.7	2:37.064	
4	51.339	105.8	1:18.491	105.2	28.384	103.2	2:38.214		8	51.946	101.5	1:17.249	100.3	29.231	71.2	2:38.426	

41	Paul Unsworth (OF)								Palliser WDF3								
lap	Sect-1	Speed	Sect-2	Speed	Sect-3	Speed	Laptime	Pit	lap	Sect-1	Speed	Sect-2	Speed	Sect-3	Speed	Laptime	Pit
1		115.5	1:16.184	108.2	27.858	105.1	2:39.746		6	48.301	109.1	1:14.251	107.4	28.078	104.6	2:30.630	
2	48.690	112.4	1:14.411	110.0	27.262	106.1	2:30.363		7	48.160	109.8	1:13.797	106.9	27.622	104.2	2:29.579	
3	47.462	113.6	1:17.949	108.8	27.100	105.9	2:32.511		8	47.955	110.7	1:14.611	106.4	28.221	104.7	2:30.787	
4	47.944	110.4	1:13.748	109.3	27.322	104.4	2:29.014		9	48.817	111.3	1:15.360	106.2	28.055	103.2	2:32.232	
5	48.523	110.6	1:14.283	106.2	27.488	104.7	2:30.294		10								

42	Cormac Flanagan ( )								Alexis Mk14								
lap	Sect-1	Speed	Sect-2	Speed	Sect-3	Speed	Laptime	Pit	lap	Sect-1	Speed	Sect-2	Speed	Sect-3	Speed	Laptime	Pit
1		122.7	1:11.313	111.5	26.298	109.4	2:25.341		3	45.588	114.5	1:10.131	110.4	26.197	107.3	2:21.916	
2	45.261	116.7	1:09.805	110.9	26.226	107.5	2:21.292		4	45.357	114.5	1:09.822	110.6	26.122	107.6	2:21.301	

43	Callum Grant ( )								Merlyn Mk20A								
lap	Sect-1	Speed	Sect-2	Speed	Sect-3	Speed	Laptime	Pit	lap	Sect-1	Speed	Sect-2	Speed	Sect-3	Speed	Laptime	Pit
1		113.6	1:09.648	109.3	26.380	109.8	2:21.620		3	44.553	116.3	1:08.965	113.2	26.382	107.5	2:19.900	
2	44.697	115.1	1:08.900	110.0	26.014	110.2	2:19.611		4	46.041	114.1	1:11.054	110.2	26.512	107.6	2:23.607	

46	Stuart Dix (OF)								Cooper Chinook								
lap	Sect-1	Speed	Sect-2	Speed	Sect-3	Speed	Laptime	Pit	lap	Sect-1	Speed	Sect-2	Speed	Sect-3	Speed	Laptime	Pit
1			1:13.720	112.2	26.727	106.8	2:32.586		3	57.292	82.7	1:31.205	82.1	In		3:05.697	P
2	46.046	115.9	1:10.813	111.8	27.304	92.5	2:24.163		4								

47	Louis Hanjoul (OF)								Elden Mk8/10								
lap	Sect-1	Speed	Sect-2	Speed	Sect-3	Speed	Laptime	Pit	lap	Sect-1	Speed	Sect-2	Speed	Sect-3	Speed	Laptime	Pit
1			1:16.087	107.9	28.250	103.7	2:39.636		6	47.766		1:15.556	105.8	28.090	102.9	2:31.412	
2	48.388		1:14.844	107.2	28.211	105.4	2:31.443		7	47.904		1:14.631	106.2	27.782	103.1	2:30.317	
3	50.019		1:16.945	107.5	28.156	103.7	2:35.120		8	47.582		1:14.541	106.4	27.374	103.7	2:29.497	
4	48.386		1:14.708	106.9	27.781	104.1	2:30.875		9	47.631		1:14.151	107.0	27.453	101.3	2:29.235	
5	48.055		1:15.262	105.4	27.856	103.2	2:31.173		10								

49	Harvey Sykes ( )								Crossle 20F								
lap	Sect-1	Speed	Sect-2	Speed	Sect-3	Speed	Laptime	Pit	lap	Sect-1	Speed	Sect-2	Speed	Sect-3	Speed	Laptime	Pit
1		119.6	1:11.737	113.7	27.607	110.7	2:28.142		6	45.185	117.9	1:11.100	114.5	26.733	110.2	2:23.018	
2	46.329	117.7	1:10.873	114.7	26.861	110.3	2:24.063		7	45.396	117.1	1:10.255	110.4	26.453	107.3	2:22.104	
3	46.087	121.1	1:11.187	111.8	26.698	111.1	2:23.972		8	46.204	114.3	1:10.745	113.7	26.743	108.7	2:23.692	
4	45.914	122.0	1:11.944	112.6	27.236	108.3	2:25.094		9	45.644	117.9	1:11.280	111.7	26.961	109.4	2:23.885	
5	45.488	119.6	1:10.725	115.7	27.022	108.7	2:23.235		10								

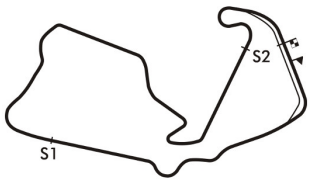

Session Start: 13:38:16 - Finish: 13:59:09
Weather/Track Conditions: Bright / Dry
Circuit: Silverstone Historic Grand Prix
Track Length: 5.857 Km - 3.6394 miles
Printed: 16-06-2018 - 14:03

Silverstone International Trophy - 16 - 17 Jun 2018

HSCC Historic Formula Ford supported by Carless Race Fuels with Vital Equipment

Race 1 - Sector Analysis

50	John Roberts (OF)								Merlyn Mk11A								
lap	Sect-1	Speed	Sect-2	Speed	Sect-3	Speed	Laptime	Pit	lap	Sect-1	Speed	Sect-2	Speed	Sect-3	Speed	Laptime	Pit
1		116.1	1:15.153	108.9	27.522	106.4	2:35.263		6	46.254	115.3	1:11.649	110.2	26.792	105.9	2:24.695	
2	47.824	113.2	1:12.746	107.7	27.220	104.4	2:27.790		7	46.832	112.4	1:11.466	107.7	27.050	103.7	2:25.348	
3	47.961	112.6	1:14.534	106.9	27.202	106.9	2:29.697		8	45.993	114.1	1:11.975	106.2	26.911	105.6	2:24.879	
4	46.843	112.8	1:13.478	107.5	26.824	104.9	2:27.145		9	46.380	113.2	1:13.932	106.2	27.184	103.4	2:27.496	
5	46.334	112.8	1:11.740	107.9	27.207	105.1	2:25.281		10								

54	Alex Meek (OF)								Merlyn Mk20A								
lap	Sect-1	Speed	Sect-2	Speed	Sect-3	Speed	Laptime	Pit	lap	Sect-1	Speed	Sect-2	Speed	Sect-3	Speed	Laptime	Pit
1		117.1	1:13.240	109.1	27.199	104.9	2:29.060		6	45.590	117.1	1:11.687	108.9	26.931	105.9	2:24.208	
2	45.720	120.5	1:11.552	110.6	26.722	105.6	2:23.994		7	58.807	112.8	1:11.283	107.2	26.799	104.1	2:36.889	
3	45.820	119.0	1:11.560	109.7	27.000	104.9	2:24.380		8	46.164	113.4	1:11.648	107.5	27.037	103.1	2:24.849	
4	45.964	120.1	1:11.618	111.1	27.115	105.1	2:24.697		9	46.050	113.6	1:13.057	107.7	26.757	104.4	2:25.864	
5	45.458	118.8	1:11.418	111.5	26.687	105.6	2:23.563		10								

58	Michael Grant Peterkin ( )								Brabham BT21								
lap	Sect-1	Speed	Sect-2	Speed	Sect-3	Speed	Laptime	Pit	lap	Sect-1	Speed	Sect-2	Speed	Sect-3	Speed	Laptime	Pit
1		119.6	1:12.131	113.4	28.026	110.2	2:29.808		6	45.366	120.9	1:11.788	111.7	26.627	108.5	2:23.781	
2	45.859	122.7	1:11.803	111.3	26.960	107.8	2:24.622		7	45.094	120.1	1:10.934	113.4	26.517	110.2	2:22.545	
3	45.650	121.4	1:11.741	112.2	26.547	109.2	2:23.938		8	45.323	120.7	1:11.309	111.5	26.572	108.5	2:23.204	
4	45.687	120.5	1:10.973	113.4	26.669	109.4	2:23.329		9	45.094	120.7	1:11.098	113.7	26.804	105.9	2:22.996	
5	45.408	121.6	1:10.631	115.7	26.826	107.5	2:22.865		10								

64	Benjamin Tusting ( )								Merlyn Mk20A								
lap	Sect-1	Speed	Sect-2	Speed	Sect-3	Speed	Laptime	Pit	lap	Sect-1	Speed	Sect-2	Speed	Sect-3	Speed	Laptime	Pit
1			1:13.812	110.2	In		2:39.842	P	3	48.671	109.1	1:15.631	106.9	In		2:38.889	P
2	Out		1:13.951	107.2	28.685	98.5	8:38.531	P	4								

66	Andrew Wiggins (OF)								Titan Mk6								
lap	Sect-1	Speed	Sect-2	Speed	Sect-3	Speed	Laptime	Pit	lap	Sect-1	Speed	Sect-2	Speed	Sect-3	Speed	Laptime	Pit
1		119.2	1:12.747	112.0	27.343	105.9	2:30.142		6	46.017	115.5	1:11.285	109.3	26.603	102.1	2:23.905	
2	45.906	121.1	1:11.534	113.0	27.315	105.9	2:24.755		7	46.115		1:11.286	108.4	26.984	107.3	2:24.385	
3	46.561	117.7	1:11.356	109.8	26.967	105.1	2:24.884		8	46.132		1:12.258	108.1	26.724	105.2	2:25.114	
4	46.233		1:11.998	109.3	26.844	104.9	2:25.075		9	45.341	117.7	1:17.819	107.4	27.339	103.9	2:30.499	
5	46.505		1:11.066	108.9	26.652	104.7	2:24.223		10								

70	Daniel Stanzl ( )								Elden Mk8								
lap	Sect-1	Speed	Sect-2	Speed	Sect-3	Speed	Laptime	Pit	lap	Sect-1	Speed	Sect-2	Speed	Sect-3	Speed	Laptime	Pit
1			1:12.954	108.8	26.821	106.4	2:31.956		6	45.545		1:11.587	113.2	26.852	105.7	2:23.984	
2	45.246		1:10.608	114.7	27.037	104.4	2:22.891		7	45.617		1:10.680	110.0	26.671	105.9	2:22.968	
3	45.399		1:10.806	114.5	26.699	107.6	2:22.904		8	45.405		1:10.552	108.6	26.456	105.2	2:22.413	
4	45.249		1:11.110	114.1	26.747	106.8	2:23.106		9	45.311		1:10.025	109.3	26.559	105.6	2:21.895	
5	45.313		1:10.749	108.8	26.570	105.6	2:22.632		10								

73	Ed Thurston ( )								Elden Mk8								
lap	Sect-1	Speed	Sect-2	Speed	Sect-3	Speed	Laptime	Pit	lap	Sect-1	Speed	Sect-2	Speed	Sect-3	Speed	Laptime	Pit
1		116.5	1:10.384	112.4	26.280	108.9	2:22.898		6	44.460	117.9	1:09.865	112.8	26.343	109.6	2:20.668	
2	44.451	122.2	1:09.478	112.4	26.438	108.3	2:20.367		7	45.287	114.5	1:09.684	113.9	26.092	106.8	2:21.063	
3	45.485	115.9	1:09.724	108.8	26.780	107.8	2:21.989		8	45.783	118.4	1:10.307	112.0	26.183	110.0	2:22.273	
4	44.665	118.8	1:09.625	114.7	26.305	108.0	2:20.595		9	44.850	113.2	1:09.361	108.6	26.360	106.6	2:20.571	
5	45.632	113.2	1:10.142	112.6	26.311	107.3	2:22.085		10								

77	Mads Gravsen (N)								Palliser WDF1								
lap	Sect-1	Speed	Sect-2	Speed	Sect-3	Speed	Laptime	Pit	lap	Sect-1	Speed	Sect-2	Speed	Sect-3	Speed	Laptime	Pit
1		119.0	1:11.405	108.1	26.582	106.9	2:25.057		6	45.424	114.1	1:10.138	107.9	26.374	105.7	2:21.936	
2	45.690	113.6	1:11.409	112.0	26.122	104.4	2:23.221		7	45.090	114.7	1:10.520	108.4	26.408	106.9	2:22.018	
3	45.321	115.3	1:10.106	108.1	26.536	104.4	2:21.963		8	45.147	116.7	1:10.060	107.4	26.393	105.6	2:21.600	
4	45.066	113.2	1:09.752	110.4	26.010	105.6	2:20.828		9	44.778	116.3	1:10.229	108.8	26.504	102.8	2:21.511	
5	45.110	116.1	1:10.814	108.1	26.249	106.1	2:22.173		10								

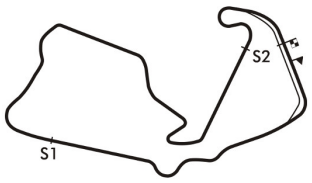

Session Start: 13:38:16 - Finish: 13:59:09
Weather/Track Conditions: Bright / Dry
Circuit: Silverstone Historic Grand Prix
Track Length: 5.857 Km - 3.6394 miles
Printed: 16-06-2018 - 14:03

Silverstone International Trophy - 16 - 17 Jun 2018

HSCC Historic Formula Ford supported by Carless Race Fuels with Vital Equipment

Race 1 - Sector Analysis

89	Ted Pearson (OF)								Merlyn Mk11/17								
lap	Sect-1	Speed	Sect-2	Speed	Sect-3	Speed	Laptime	Pit	lap	Sect-1	Speed	Sect-2	Speed	Sect-3	Speed	Laptime	Pit
1		120.3	1:12.469	113.4	27.227	110.7	2:28.334		4	45.645	113.9	1:10.415	110.4	26.527	105.6	2:22.587	
2	46.201	118.6	1:10.243	114.5	27.157	108.9	2:23.601		5	45.626	113.2	1:10.975	110.0	26.368	107.3	2:22.969	
3	45.774	116.1	1:10.515	110.4	26.517	106.1	2:22.806		6								

93	Rudolf Ernst (OF)								Titan Mk6								
lap	Sect-1	Speed	Sect-2	Speed	Sect-3	Speed	Laptime	Pit	lap	Sect-1	Speed	Sect-2	Speed	Sect-3	Speed	Laptime	Pit
1		117.7	1:15.917	104.2	27.326	105.6	2:37.104		6	46.589	117.5	1:12.650	107.4	27.489	105.7	2:26.728	
2	47.912	115.5	1:13.016	109.8	27.102	106.4	2:28.030		7	46.780	115.5	1:13.602	108.6	27.173	105.6	2:27.555	
3	47.417	116.5	1:15.081	107.4	27.122	105.9	2:29.620		8	46.544	114.9	1:13.877	108.1	27.769	104.9	2:28.190	
4	47.375	115.5	1:12.567	108.4	28.944	105.9	2:28.886		9	47.409	118.1	1:15.036	107.0	27.569	105.9	2:30.014	
5	47.330	115.3	1:13.226	106.7	27.050	104.7	2:27.606		10								

96	Antony Ross (OF)								Lola T200								
lap	Sect-1	Speed	Sect-2	Speed	Sect-3	Speed	Laptime	Pit	lap	Sect-1	Speed	Sect-2	Speed	Sect-3	Speed	Laptime	Pit
1		116.9	1:12.730	110.0	27.248	109.2	2:30.379		6	46.167	115.1	1:11.456	111.3	26.453	107.5	2:24.076	
2	46.777	117.3	1:11.846	111.8	26.863	108.3	2:25.486		7	46.503	116.1	1:11.778	112.0	26.729	107.1	2:25.010	
3	46.207	120.7	1:11.537	112.0	26.819	108.0	2:24.563		8	46.328	114.9	1:11.168	109.3	26.828	107.5	2:24.324	
4	46.145	121.4	1:11.608	114.5	26.622	108.0	2:24.375		9	46.230	114.9	1:13.786	109.3	27.574	102.1	2:27.590	
5	45.898	117.7	1:10.889	111.5	26.411	107.8	2:23.198		10								

97	Robert Tusting (OF)								Merlyn Mk20A								
lap	Sect-1	Speed	Sect-2	Speed	Sect-3	Speed	Laptime	Pit	lap	Sect-1	Speed	Sect-2	Speed	Sect-3	Speed	Laptime	Pit
1		117.7	1:14.225	107.9	27.221	105.6	2:33.135		6	46.424	114.1	1:11.736	109.1	26.748	105.6	2:24.908	
2	45.836	118.8	1:11.286	110.4	26.839	105.4	2:23.961		7	45.990	117.7	1:13.686	112.2	27.207	106.2	2:26.883	
3	45.505	118.4	1:33.036	111.8	27.233	108.3	2:45.774		8	46.148	117.3	1:13.720	104.2	27.752	108.2	2:27.620	
4	47.859	115.3	1:12.386	108.2	26.744	104.9	2:26.989		9	46.823	115.1	1:12.117	108.2	26.796	105.1	2:25.736	
5	46.313	112.6	1:11.517	107.9	26.792	104.6	2:24.622		10								

99	Nicholas Arden (OF)								Merlyn Mk11A								
lap	Sect-1	Speed	Sect-2	Speed	Sect-3	Speed	Laptime	Pit	lap	Sect-1	Speed	Sect-2	Speed	Sect-3	Speed	Laptime	Pit
1			1:22.708	99.7	31.990		3:38.436		3	52.288		1:21.259	103.2	30.483	101.8	2:44.030	
2	54.056		1:24.103	102.6	30.650		2:48.809		4								

141	Michael Wrigley (OF)								Lotus 59								
lap	Sect-1	Speed	Sect-2	Speed	Sect-3	Speed	Laptime	Pit	lap	Sect-1	Speed	Sect-2	Speed	Sect-3	Speed	Laptime	Pit
1		117.5	1:14.581	111.5	26.838	106.2	2:33.224		6	45.305	121.6	1:11.635	111.8	26.474	107.3	2:23.414	
2	46.198	120.3	1:10.879	110.6	27.099	106.6	2:24.176		7	45.610	116.9	1:10.529	110.9	26.368	109.2	2:22.507	
3	45.379	121.6	1:10.972	113.4	26.810	109.6	2:23.161		8	45.906	119.4	1:10.997	108.6	26.893	108.0	2:23.796	
4	45.559	120.7	1:10.958	109.5	26.420	106.4	2:22.937		9	45.113	119.0	1:11.192	109.8	26.277	106.6	2:22.582	
5	45.673	116.3	1:10.537	110.7	26.272	108.5	2:22.482		10								

177	Robs Lamplough (OF)								Winkelmann WDF2 - 45								
lap	Sect-1	Speed	Sect-2	Speed	Sect-3	Speed	Laptime	Pit	lap	Sect-1	Speed	Sect-2	Speed	Sect-3	Speed	Laptime	Pit
1		118.8	1:15.713	109.3	26.918	109.4	2:35.903		6	46.698	116.7	1:13.542	108.9	27.090	108.2	2:27.330	
2	47.405	118.6	1:14.079	110.6	27.182	108.9	2:28.666		7	47.009	114.3	1:14.035	107.2	27.701	107.1	2:28.745	
3	47.458	117.5	1:14.841	109.8	26.836	109.1	2:29.135		8	46.871	112.8	1:13.679	107.2	27.605	107.1	2:28.155	
4	46.587	115.5	1:13.048	112.4	27.652	107.8	2:27.287		9	47.376	114.5	1:15.121	107.7	27.029	107.3	2:29.526	
5	47.094	113.0	1:14.061	109.7	26.997	108.3	2:28.152		10								

199	John Evans (OF)								Lotus 51								
lap	Sect-1	Speed	Sect-2	Speed	Sect-3	Speed	Laptime	Pit	lap	Sect-1	Speed	Sect-2	Speed	Sect-3	Speed	Laptime	Pit
1			1:18.216	99.4	28.586	104.4	2:44.296		5	50.541		1:18.460	108.1	28.100	105.6	2:37.101	
2	48.839		1:17.894	106.5	28.458	105.7	2:35.191		6	49.840		1:18.818	102.8	28.543	100.9	2:37.201	
3	50.727		1:20.379	108.9	28.556	103.6	2:39.662		7	50.550		1:17.406	108.4	27.851	106.8	2:35.807	
4	50.213		1:19.035	106.0	28.531	105.9	2:37.779		8	48.893		1:18.239	108.6	27.779	106.2	2:34.911	

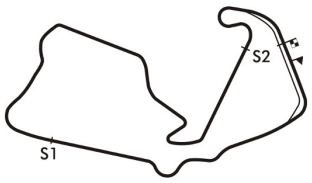

Session Start: 13:38:16 - Finish: 13:59:09
Weather/Track Conditions: Bright / Dry
Circuit: Silverstone Historic Grand Prix
Track Length: 5.857 Km - 3.6394 miles
Printed: 16-06-2018 - 14:03

MST
Results: www.mstworld.com. Live Timing: https://livetiming.getraceresults.com/mst. Email: timing@mstworld.com

Silverstone International Trophy - 16 - 17 Jun 2018

HSCC Historic Formula Ford supported by Carless Race Fuels with Vital Equipment

Race 1 - Best Sector Times

	SECTOR 1			SECTOR 2			SECTOR 3		
	NO	TIME	LAP	NO	TIME	LAP	NO	TIME	LAP
1	7	44.376	9	7	1:08.357	8	24	25.695	8
2	24	44.438	8	24	1:08.642	3	7	25.846	5
3	73	44.451	2	43	1:08.900	2	35	25.974	5
4	43	44.553	3	37	1:08.965	9	77	26.010	4
5	37	44.601	2	4	1:09.183	3	43	26.014	2
6	77	44.778	9	73	1:09.361	9	73	26.092	7
7	4	44.816	4	35	1:09.418	4	42	26.122	4
8	17	44.822	5	13	1:09.671	4	17	26.220	6
9	20	44.996	7	77	1:09.752	4	37	26.249	5
10	15	45.012	9	42	1:09.805	2	4	26.268	8
11	58	45.094	7	36	1:09.995	4	141	26.272	5
12	141	45.113	9	70	1:10.025	9	13	26.287	4
13	35	45.159	2	89	1:10.243	2	89	26.368	5
14	49	45.185	6	17	1:10.245	5	36	26.401	8
15	70	45.246	2	49	1:10.255	7	15	26.408	5
16	42	45.261	2	141	1:10.529	7	96	26.411	5
17	13	45.267	4	58	1:10.631	5	49	26.453	7
18	36	45.317	9	15	1:10.786	7	70	26.456	8
19	66	45.341	9	46	1:10.813	2	20	26.496	6
20	54	45.458	5	20	1:10.845	4	58	26.517	7
21	97	45.505	3	96	1:10.889	5	8	26.531	8
22	89	45.513	6	66	1:11.066	5	19	26.555	7
23	8	45.780	7	54	1:11.283	7	66	26.603	6
24	96	45.898	5	97	1:11.286	2	54	26.687	5
25	50	45.993	8	50	1:11.466	7	46	26.727	1
26	46	46.046	2	19	1:11.555	6	97	26.744	4
27	19	46.119	8	8	1:11.755	6	50	26.792	6
28	26	46.295	3	26	1:12.223	6	177	26.836	3
29	93	46.544	8	93	1:12.567	4	26	26.908	9
30	177	46.587	4	27	1:12.842	6	27	26.961	7
31	27	46.714	7	177	1:13.048	4	93	27.050	5
32	41	47.462	3	41	1:13.748	4	41	27.100	3
33	47	47.582	8	64	1:13.812	1	18	27.176	9
34	30	47.925	8	18	1:13.850	9	47	27.374	8
35	18	47.938	5	30	1:13.914	2	30	27.429	9
36	64	48.671	3	47	1:14.151	9	199	27.779	8
37	199	48.839	2	39	1:16.626	7	39	28.010	7
38	39	49.302	6	199	1:17.406	7	64	28.685	2
39	31	51.048	8	31	1:21.122	8	31	28.773	8
40	99	52.288	3	99	1:21.259	3	99	30.483	3

IDEAL / BEST LAP COMPARISON

NO	NAME	BEST	IN	IDEAL	DIFF
7	Cameron Jackson	2:18.876	8	2:18.579	+0.297
24	Ben Mitchell	2:18.942	8	2:18.775	+0.167
73	Ed Thurston	2:20.367	2	2:19.904	+0.463
4	Maxim Bartell	2:20.421	4	2:20.267	+0.154
37	Will Nuthall	2:20.745	2	2:19.815	+0.930
35	Gislain Genecand	2:20.787	4	2:20.551	+0.236
77	Mads Gravsen	2:20.828	4	2:20.540	+0.288
13	Stuart Kestenbaum	2:21.225	4	2:21.225	+0.000
17	Brian Morris	2:21.576	5	2:21.287	+0.289
70	Daniel Stanzl	2:21.895	9	2:21.727	+0.168
49	Harvey Sykes	2:22.104	7	2:21.893	+0.211
36	Rob Smith	2:22.277	9	2:21.713	+0.564
141	Michael Wrigley	2:22.482	5	2:21.914	+0.568
58	Michael Grant Peter	2:22.545	7	2:22.242	+0.303
15	Matthew Wrigley	2:22.869	9	2:22.206	+0.663
20	Kevin Stanzl	2:22.953	7	2:22.337	+0.616
96	Antony Ross	2:23.198	5	2:23.198	+0.000
54	Alex Meek	2:23.563	5	2:23.428	+0.135
66	Andrew Wiggins	2:23.905	6	2:23.010	+0.895
97	Robert Tusting	2:23.961	2	2:23.535	+0.426
50	John Roberts	2:24.695	6	2:24.251	+0.444
8	Andrew Mansell	2:24.721	7	2:24.066	+0.655
19	Stephen King	2:25.900	6	2:24.229	+1.671
26	John Slack	2:26.462	6	2:25.426	+1.036
93	Rudolf Ernst	2:26.728	6	2:26.161	+0.567
177	Robs Lamplough	2:27.287	4	2:26.471	+0.816
41	Paul Unsworth	2:29.014	4	2:28.310	+0.704
47	Louis Hanjoul	2:29.235	9	2:29.107	+0.128
30	Cliff Gray	2:29.626	2	2:29.268	+0.358
18	William Cowing	2:29.719	9	2:28.964	+0.755
199	John Evans	2:34.911	8	2:34.024	+0.887
39	Michael Richings	2:36.026	6	2:33.938	+2.088
31	John Emery	2:40.943	8	2:40.943	+0.000
43	Callum Grant	2:19.611	2	2:19.467	+0.144
42	Cormac Flanagan	2:21.292	2	2:21.188	+0.104
89	Ted Pearson	2:22.587	4	2:22.124	+0.463
46	Stuart Dix	2:24.163	2	2:23.586	+0.577
27	Dick Dixon	2:26.792	6	2:26.517	+0.275
99	Nicholas Arden	2:44.030	3	2:44.030	+0.000
64	Benjamin Tusting			2:31.168	3:23.607

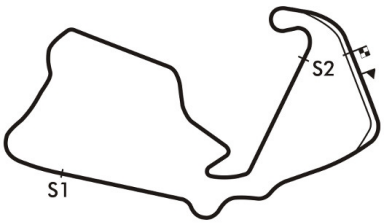

Session Start: 13:38:16 - Finish: 13:59:09
Weather/Track Conditions: Bright / Dry
Circuit: Silverstone Historic Grand Prix
Track Length: 5.857 Km - 3.6394 miles

Printed: 16-06-2018 - 14:04

Silverstone International Trophy - 16 - 17 Jun 2018

HSCC Historic Formula Ford supported by Carless Race Fuels with Vital Equipment

Race 1 - Best Sector Speeds

	NO	SECTOR 1	MPH	NO	SECTOR 2	MPH	NO	SECTOR 3	MPH
1	20	Kevin Stanzl	123.4	24	Ben Mitchell	116.1	35	Gislain Genecand	111.8
2	42	Cormac Flanagan	122.7	20	Kevin Stanzl	115.7	49	Harvey Sykes	111.1
3	58	Michael Grant Peterkin	122.7	49	Harvey Sykes	115.7	89	Ted Pearson	110.7
4	73	Ed Thurston	122.2	58	Michael Grant Peterkin	115.7	13	Stuart Kestenbaum	110.2
5	49	Harvey Sykes	122.0	70	Daniel Stanzl	114.7	37	Will Nuthall	110.2
6	141	Michael Wrigley	121.6	73	Ed Thurston	114.7	43	Callum Grant	110.2
7	96	Antony Ross	121.4	15	Matthew Wrigley	114.5	58	Michael Grant Peterkin	110.2
8	66	Andrew Wiggins	121.1	89	Ted Pearson	114.5	73	Ed Thurston	110.0
9	54	Alex Meek	120.5	96	Antony Ross	114.5	27	Dick Dixon	109.8
10	15	Matthew Wrigley	120.3	37	Will Nuthall	114.1	141	Michael Wrigley	109.6
11	89	Ted Pearson	120.3	4	Maxim Bartell	113.4	42	Cormac Flanagan	109.4
12	8	Andrew Mansell	119.6	13	Stuart Kestenbaum	113.4	177	Robs Lamplough	109.4
13	19	Stephen King	119.0	141	Michael Wrigley	113.4	26	John Slack	109.2
14	77	Mads Gravsen	119.0	35	Gislain Genecand	113.2	96	Antony Ross	109.2
15	17	Brian Morris	118.8	43	Callum Grant	113.2	4	Maxim Bartell	109.1
16	97	Robert Tusting	118.8	66	Andrew Wiggins	113.0	20	Kevin Stanzl	108.9
17	177	Robs Lamplough	118.8	36	Rob Smith	112.8	24	Ben Mitchell	108.9
18	93	Rudolf Ernst	118.1	26	John Slack	112.6	15	Matthew Wrigley	108.7
19	26	John Slack	117.9	177	Robs Lamplough	112.4	17	Brian Morris	108.3
20	30	Cliff Gray	116.3	46	Stuart Dix	112.2	36	Rob Smith	108.3
21	43	Callum Grant	116.3	97	Robert Tusting	112.2	97	Robert Tusting	108.3
22	4	Maxim Bartell	116.1	77	Mads Gravsen	112.0	7	Cameron Jackson	108.2
23	50	John Roberts	116.1	8	Andrew Mansell	111.7	19	Stephen King	107.6
24	24	Ben Mitchell	115.9	17	Brian Morris	111.5	70	Daniel Stanzl	107.6
25	46	Stuart Dix	115.9	42	Cormac Flanagan	111.5	8	Andrew Mansell	107.5
26	7	Cameron Jackson	115.7	54	Alex Meek	111.5	66	Andrew Wiggins	107.3
27	41	Paul Unsworth	115.5	19	Stephen King	111.3	50	John Roberts	106.9
28	35	Gislain Genecand	114.9	27	Dick Dixon	111.3	77	Mads Gravsen	106.9
29	31	John Emery	111.7	30	Cliff Gray	111.3	46	Stuart Dix	106.8
30	39	Michael Richings	111.7	7	Cameron Jackson	110.7	199	John Evans	106.8
31	64	Benjamin Tusting	109.1	18	William Cowing	110.2	18	William Cowing	106.6
32	13	Stuart Kestenbaum	0.0	50	John Roberts	110.2	93	Rudolf Ernst	106.4
33	18	William Cowing	0.0	64	Benjamin Tusting	110.2	41	Paul Unsworth	106.1
34	27	Dick Dixon	0.0	41	Paul Unsworth	110.0	54	Alex Meek	105.9
35	36	Rob Smith	0.0	93	Rudolf Ernst	109.8	47	Louis Hanjoul	105.4
36	37	Will Nuthall	0.0	199	John Evans	108.9	30	Cliff Gray	104.9
37	47	Louis Hanjoul	0.0	47	Louis Hanjoul	107.9	39	Michael Richings	103.2
38	70	Daniel Stanzl	0.0	39	Michael Richings	105.2	31	John Emery	102.6
39	99	Nicholas Arden	0.0	31	John Emery	104.0	99	Nicholas Arden	101.8
40	199	John Evans	0.0	99	Nicholas Arden	103.2	64	Benjamin Tusting	98.5

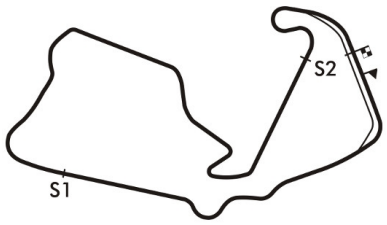

Session Start: 13:38:16 - Finish: 13:59:09
Weather/Track Conditions: Bright / Dry
Circuit: Silverstone Historic Grand Prix
Track Length: 5.857 Km - 3.6394 miles

Printed: 16-06-2018 - 14:04

Silverstone International Trophy - 16 - 17 Jun 2018

HSCC Historic Formula Ford supported by Carless Race Fuels with Vital Equipment

Race 1 - Lap Chart

Lap 1			Lap 2			Lap 3			Lap 4			Lap 5			Lap 6		
NO	Behind	Laptime	NO	Behind	Laptime	NO	Behind	Laptime	NO	Behind	Laptime	NO	Behind	Laptime	NO	Behind	Laptime
7		2:19.656	7		2:19.384	7		2:19.330	7		2:19.054	7		2:19.198	7		2:20.098
24	1.871	2:21.527	24	1.985	2:19.498	24	2.056	2:19.401	24	2.395	2:19.393	24	2.527	2:19.330	64	3 LAPS	2:38.889
43	1.964	2:21.620	43	2.191	2:19.611	43	2.761	2:19.900	4	6.400	2:20.421	4	8.894	2:21.692	24	1.832	2:19.403
4	2.475	2:22.131	4	3.804	2:20.713	4	5.033	2:20.559	43	7.314	2:23.607	37	10.952	2:21.689	31	1 LAP	2:45.839
37	2.947	2:22.603	73	4.225	2:20.367	37	6.419	2:21.441	73	8.425	2:20.595	73	11.312	2:22.085	4	9.773	2:20.977
73	3.242	2:22.898	37	4.308	2:20.745	73	6.884	2:21.989	37	8.461	2:21.096	35	16.409	2:22.423	37	11.666	2:20.812
13	5.140	2:24.796	42	7.593	2:21.292	42	10.179	2:21.916	42	12.426	2:21.301	77	16.620	2:22.173	73	11.882	2:20.668
77	5.401	2:25.057	77	9.238	2:23.221	35	11.451	2:21.515	35	13.184	2:20.787	13	18.983	2:22.785	35	18.168	2:21.857
42	5.685	2:25.341	35	9.266	2:22.836	77	11.871	2:21.963	77	13.645	2:20.828	17	19.126	2:21.576	77	18.458	2:21.936
35	5.814	2:25.470	13	10.168	2:24.412	13	13.225	2:22.387	13	15.396	2:21.225	89	23.675	2:22.969	17	21.817	2:22.789
36	7.693	2:27.349	17	11.331	2:22.799	17	13.886	2:21.885	17	16.748	2:21.916	36	24.079	2:22.442	13	22.199	2:23.314
17	7.916	2:27.572	15	12.353	2:23.525	89	16.371	2:22.806	89	19.904	2:22.587	70	26.867	2:22.632	36	27.500	2:23.519
15	8.212	2:27.868	36	12.514	2:24.205	36	17.430	2:24.246	36	20.835	2:22.459	15	27.076	2:23.573	15	30.238	2:23.260
49	8.486	2:28.142	89	12.895	2:23.601	15	17.649	2:24.626	15	22.701	2:24.106	49	27.884	2:23.235	70	30.753	2:23.984
89	8.678	2:28.334	49	13.165	2:24.063	49	17.807	2:23.972	70	23.433	2:23.106	58	27.940	2:22.865	49	30.804	2:23.018
54	9.404	2:29.060	54	14.014	2:23.994	54	19.064	2:24.380	20	23.807	2:23.365	20	28.510	2:23.901	58	31.623	2:23.781
20	9.911	2:29.567	20	14.582	2:24.055	70	19.381	2:22.904	49	23.847	2:25.094	54	29.072	2:23.563	20	32.006	2:23.594
58	10.152	2:29.808	58	15.390	2:24.622	20	19.496	2:24.244	58	24.273	2:23.329	141	29.358	2:22.482	141	32.674	2:23.414
66	10.486	2:30.142	70	15.807	2:22.891	58	19.998	2:23.938	54	24.707	2:24.697	96	31.379	2:23.198	54	33.182	2:24.208
96	10.723	2:30.379	66	15.857	2:24.755	66	21.411	2:24.884	141	26.074	2:22.937	66	32.457	2:24.223	96	35.357	2:24.076
70	12.300	2:31.956	96	16.825	2:25.486	96	22.058	2:24.563	96	27.379	2:24.375	8	47.722	2:25.954	66	36.264	2:23.905
46	12.930	2:32.586	46	17.709	2:24.163	141	22.191	2:23.161	66	27.432	2:25.075	50	48.554	2:25.281	8	52.455	2:24.831
97	13.479	2:33.135	97	18.056	2:23.961	8	34.102	2:31.554	8	40.966	2:25.918	27	51.573	2:27.090	50	53.151	2:24.695
141	13.568	2:33.224	141	18.360	2:24.176	50	34.380	2:29.697	50	42.471	2:27.145	177	52.521	2:28.152	27	58.267	2:26.792
8	14.445	2:34.101	8	21.878	2:26.817	27	34.865	2:29.007	177	43.567	2:27.287	26	54.116	2:27.770	177	59.753	2:27.330
27	15.404	2:35.060	50	24.013	2:27.790	177	35.334	2:29.135	27	43.681	2:27.870	93	54.624	2:27.606	26	1:00.480	2:26.462
50	15.607	2:35.263	27	25.188	2:29.168	93	36.384	2:29.620	26	45.544	2:27.714	19	54.764	2:28.334	19	1:00.566	2:25.900
177	16.247	2:35.903	177	25.529	2:28.666	26	36.884	2:28.345	19	45.628	2:27.467	97	57.859	2:24.622	93	1:01.254	2:26.728
93	17.448	2:37.104	93	26.094	2:28.030	19	37.215	2:28.409	93	46.216	2:28.886	41	1:05.306	2:30.294	97	1:02.669	2:24.908
19	18.425	2:38.081	26	27.869	2:28.536	41	44.250	2:32.511	97	52.435	2:26.989	30	1:08.356	2:31.135	41	1:15.838	2:30.630
26	18.717	2:38.373	19	28.136	2:29.095	97	44.500	2:45.774	41	54.210	2:29.014	18	1:08.531	2:30.550	18	1:19.066	2:30.633
30	19.397	2:39.053	30	29.639	2:29.626	30	45.324	2:35.015	30	56.419	2:30.149	47	1:11.625	2:31.173	30	1:20.223	2:31.965
47	19.980	2:39.636	41	31.069	2:30.363	18	45.721	2:32.500	18	57.179	2:30.512	199	1:37.407	2:37.101	47	1:22.939	2:31.412
41	20.090	2:39.746	47	32.039	2:31.443	47	47.829	2:35.120	47	59.650	2:30.875	39	1:38.372	2:37.449	39	1:54.300	2:36.026
64	20.186	2:39.842	18	32.551	2:31.467	199	1:00.779	2:39.662	199	1:19.504	2:37.779				199	1:54.510	2:37.201
18	20.468	2:40.124	199	40.447	2:35.191	39	1:00.961	2:37.470	39	1:20.121	2:38.214						
39	24.566	2:44.222	39	42.821	2:37.639	46	1:04.076	3:05.697	31	2:00.712	2:43.221						
199	24.640	2:44.296	31	1:10.769	2:47.317	31	1:36.545	2:45.106	64	2 LAPS	8:38.531						
31	42.836	3:02.492	99	1:48.205	2:48.809	99	2:12.905	2:44.030									
99	1:18.780	3:38.436															

Session Start: 13:38:16 - Finish: 13:59:09
Weather/Track Conditions: Bright / Dry
Circuit: Silverstone Historic Grand Prix
Track Length: 5.857 Km - 3.6394 miles
Printed: 16-06-2018 - 14:06

Results: www.mstworld.com. Live Timing: https://livetiming.getraceresults.com/mst. Email: timing@mstworld.com

Silverstone International Trophy - 16 - 17 Jun 2018

HSCC Historic Formula Ford supported by Carless Race Fuels with Vital Equipment

Race 1 - Lap Chart

Lap 7			Lap 8			Lap 9		
NO	Behind	Laptime	NO	Behind	Laptime	NO	Behind	Laptime
7		2:19.257	7		2:18.876	7		2:19.260
24	1.883	2:19.308	24	1.949	2:18.942	24	1.845	2:19.156
4	11.366	2:20.850	4	13.572	2:21.082	199	1 LAP	2:34.911
73	13.688	2:21.063	37	16.942	2:22.054	39	1 LAP	2:38.426
37	13.764	2:21.355	73	17.085	2:22.273	4	15.586	2:21.274
35	20.859	2:21.948	35	23.522	2:21.539	73	18.396	2:20.571
77	21.219	2:22.018	77	23.943	2:21.600	37	18.430	2:20.748
17	25.121	2:22.561	17	29.077	2:22.832	35	26.156	2:21.894
13	25.911	2:22.969	13	29.154	2:22.119	77	26.194	2:21.511
36	31.280	2:23.037	36	35.129	2:22.725	17	32.828	2:23.011
49	33.651	2:22.104	70	38.001	2:22.413	13	32.912	2:23.018
70	34.464	2:22.968	49	38.467	2:23.692	36	38.146	2:22.277
15	34.624	2:23.643	58	39.239	2:23.204	70	40.636	2:21.895
58	34.911	2:22.545	15	39.406	2:23.658	58	42.975	2:22.996
31	1 LAP	2:47.074	20	40.535	2:23.709	15	43.015	2:22.869
20	35.702	2:22.953	141	40.844	2:23.796	49	43.092	2:23.885
141	35.924	2:22.507	96	46.558	2:24.324	141	44.166	2:22.582
96	41.110	2:25.010	66	47.630	2:25.114	20	45.229	2:23.954
66	41.392	2:24.385	54	56.787	2:24.849	96	54.888	2:27.590
54	50.814	2:36.889	31	1 LAP	2:44.376	66	58.869	2:30.499
8	57.919	2:24.721	8	1:04.406	2:25.363	54	1:03.391	2:25.864
50	59.242	2:25.348	50	1:05.245	2:24.879	50	1:13.481	2:27.496
27	1:06.162	2:27.152	19	1:15.480	2:26.300	8	1:15.405	2:30.259
19	1:08.056	2:26.747	177	1:18.520	2:28.155	31	1 LAP	2:40.943
177	1:09.241	2:28.745	93	1:18.866	2:28.190	19	1:22.372	2:26.152
93	1:09.552	2:27.555	97	1:19.039	2:27.620	97	1:25.515	2:25.736
26	1:10.196	2:28.973	26	1:19.312	2:27.992	177	1:28.786	2:29.526
97	1:10.295	2:26.883	41	1:38.071	2:30.787	26	1:28.916	2:28.864
41	1:26.160	2:29.579	18	1:43.202	2:32.140	93	1:29.620	2:30.014
18	1:29.938	2:30.129	30	1:43.292	2:30.865	41	1:51.043	2:32.232
30	1:31.303	2:30.337	47	1:44.620	2:29.497	18	1:53.661	2:29.719
47	1:33.999	2:30.317				47	1:54.595	2:29.235
199	2:11.060	2:35.807				30	1:55.203	2:31.171
39	2:12.107	2:37.064						

Session Start: 13:38:16 - Finish: 13:59:09
Weather/Track Conditions: Bright / Dry
Circuit: Silverstone Historic Grand Prix
Track Length: 5.857 Km - 3.6394 miles
Printed: 16-06-2018 - 14:06

MST
Results: www.mstworld.com. Live Timing: https://livetiming.getraceresults.com/mst. Email: timing@mstworld.com

Silverstone International Trophy - 16 - 17 Jun 2018

HSCC Historic Formula Ford supported by Carless Race Fuels with Vital Equipment

Race 12 - Starting Grid

Sheet No:

Start Time : 15:10 - Heat Duration : 20 Minutes

ROW							
20	40	64	Benjamin Tusting	39	99	Nicholas Arden
19	38	46	Stuart Dix	37	42	Cormac Flanagan
18	36	43	Callum Grant	35	89	Ted Pearson
17	34	27	Dick Dixon	33	31	John Emery
16	32	39	Michael Richings	31	199	John Evans
15	30	30	Cliff Gray	29	47	Louis Hanjoul
14	28	18	William Cowing	27	41	Paul Unsworth
13	26	93	Rudolf Ernst	25	26	John Slack
12	24	177	Robs Lamplough	23	97	Robert Tusting
11	22	19	Stephen King	21	8	Andrew Mansell
10	20	50	John Roberts	19	54	Alex Meek
9	18	66	Andrew Wiggins	17	96	Antony Ross
8	16	20	Kevin Stanzl	15	141	Michael Wrigley
7	14	49	Harvey Sykes	13	15	Matthew Wrigley
6	12	58	Michael Grant Peterkin	11	70	Daniel Stanzl
5	10	36	Rob Smith	9	13	Stuart Kestenbaum
4	8	17	Brian Morris	7	77	Mads Gravsen
3	6	35	Gislain Genecand	5	37	Will Nuthall
2	4	73	Ed Thurston	3	4	Maxim Bartell
1	2	24	Ben Mitchell	1	7	Cameron Jackson

Pole Left

Circuit: Silverstone Historic Grand Prix
Track Length: 5.857 Km - 3.6394 miles

These results are provisional until the conclusion of any judicial and technical matters.

Clerk of the Course:	Timekeeper:	Issued at:
Julian Floyd		

Silverstone International Trophy - 16 - 17 Jun 2018

HSCC Historic Formula Ford supported by Carless Race Fuels with Vital Equipment

Race 12 - Classification

Sheet No:

POS	NO	DRIVER/S	CLASS	CLASS POS	CAR MAKE / MODEL	TIME	LAPS	GAP	DIFF	MPH	BEST	ON
1	24	Ben Mitchell		1	Merlyn Mk20	20:53.545	9	-- 9 laps --		94.06	2:18.551	4
2	7	Cameron Jackson		2	Lola T200	20:53.773	9	0.228	0.228	94.04	2:18.625	4
3	4	Maxim Bartell		3	Merlyn Mk20A	21:07.660	9	14.115	13.887	93.01	2:19.810	3
4	37	Will Nuthall		4	Jamun T2	21:13.318	9	19.773	5.658	92.60	2:19.945	8
5	73	Ed Thurston		5	Elden Mk8	21:13.650	9	20.105	0.332	92.58	2:20.779	8
6	43	Callum Grant		6	Merlyn Mk20A	21:13.735	9	20.190	0.085	92.57	2:19.700	3
7	17	Brian Morris	OF	1	Lola T202	21:14.577	9	21.032	0.842	92.51	2:20.586	8
8	77	Mads Gravsen	N	1	Palliser WDF1	21:15.010	9	21.465	0.433	92.48	2:20.744	4
9	36	Rob Smith	OF	2	Merlyn Mk20	21:15.461	9	21.916	0.451	92.45	2:20.259	8
10	13	Stuart Kestenbaum	OF	3	Crossle 16F	21:16.301	9	22.756	0.840	92.39	2:20.723	8
11	70	Daniel Stanzl		7	Elden Mk8	21:19.642	9	26.097	3.341	92.14	2:21.081	8
12	64	Benjamin Tusting		8	Merlyn Mk20A	21:20.079	9	26.534	0.437	92.11	2:19.691	6
13	58	Michael Grant Peterkin		9	Brabham BT21	21:30.661	9	37.116	10.582	91.36	2:21.727	9
14	141	Michael Wrigley	OF	4	Lotus 59	21:32.371	9	38.826	1.710	91.24	2:22.558	7
15	49	Harvey Sykes		10	Crossle 20F	21:41.454	9	47.909	9.083	90.60	2:22.717	9
16	20	Kevin Stanzl	OF	5	Crossle 20F	21:47.113	9	53.568	5.659	90.21	2:24.288	9
17	96	Antony Ross	OF	6	Lola T200	21:47.862	9	54.317	0.749	90.15	2:22.903	8
18	97	Robert Tusting	OF	7	Merlyn Mk20A	21:50.160	9	56.615	2.298	90.00	2:23.412	8
19	66	Andrew Wiggins	OF	8	Titan Mk6	21:50.908	9	57.363	0.748	89.94	2:23.851	8
20	50	John Roberts	OF	9	Merlyn Mk11A	21:51.898	9	58.353	0.990	89.88	2:23.830	7
21	54	Alex Meek	OF	10	Merlyn Mk20A	21:52.008	9	58.463	0.110	89.87	2:23.421	8
22	46	Stuart Dix	OF	11	Cooper Chinook	21:56.761	9	1:03.216	4.753	89.55	2:24.204	7
23	8	Andrew Mansell	OF	12	Merlyn Mk11A	22:06.335	9	1:12.790	9.574	88.90	2:25.254	8
24	177	Robs Lamplough	OF	13	Winkelmann WDF2 - 45	22:16.349	9	1:22.804	10.014	88.23	2:26.738	7
25	26	John Slack	OF	14	Lola T200	22:16.643	9	1:23.098	0.294	88.22	2:26.568	8
26	93	Rudolf Ernst	OF	15	Titan Mk6	22:22.894	9	1:29.349	6.251	87.81	2:25.830	7
27	41	Paul Unsworth	OF	16	Palliser WDF3	22:26.815	9	1:33.270	3.921	87.55	2:27.569	8
28	89	Ted Pearson	OF	17	Merlyn Mk11/17	22:28.657	9	1:35.112	1.842	87.43	2:23.331	4
29	30	Cliff Gray	OF	18	Lotus 51B	22:38.752	9	1:45.207	10.095	86.78	2:29.276	6
30	27	Dick Dixon	OF	19	Lotus 61	22:41.000	9	1:47.455	2.248	86.64	2:25.456	8
31	47	Louis Hanjoul	OF	20	Elden Mk8/10	22:41.881	9	1:48.336	0.881	86.58	2:27.531	6
32	18	William Cowing	OF	21	Ginetta G18B	22:52.304	9	1:58.759	10.423	85.92	2:29.677	5
33	199	John Evans	OF	22	Lotus 51	23:12.135	9	2:18.590	19.831	84.70	2:31.840	4
34	31	John Emery	OF	23	Lola T200	22:07.595	8	-- 8 laps --	1:29.345	78.95	2:40.758	4
35	99	Nicholas Arden	OF	24	Merlyn Mk11A	22:20.126	8	12.531	12.531	78.21	2:40.196	5
		---------- NOT CLASSIFIED ----------										
DNF	19	Stephen King	OF		Macon MR8	20:01.052	8	-- 8 laps --		87.27	2:25.266	7
DNF	35	Gislain Genecand	OF		Crossle 16F	12:00.375	5	-- 5 laps --		90.93	2:20.906	3
DNF	39	Michael Richings	OF		Alexis Mk15	11:36.401	4	-- 4 laps --	2:09.411	75.25	2:49.226	2
DNF	15	Matthew Wrigley			Merlyn Mk11A/20	4:52.441	2	-- 2 laps --		89.60	2:25.614	1

FASTEST LAP SUMMARY

NO	DRIVER/S	CLASS	CAR MAKE / MODEL	FASTEST LAP	ON	MPH
24	Ben Mitchell		Merlyn Mk20	2:18.551	4	94.56
36	Rob Smith	OF	Merlyn Mk20	2:20.259	8	93.41
77	Mads Gravsen	N	Palliser WDF1	2:20.744	4	93.09

Session Start: 15:22:13 - Finish: 15:43:06
Weather/Track Conditions: Cloudy / Dry
Circuit: Silverstone Historic Grand Prix
Track Length: 5.857 Km - 3.6394 miles

These results are provisional until the conclusion of any judicial and technical matters.

Clerk of the Course:	Timekeeper:	Issued at:
Julian Floyd		

Silverstone International Trophy - 16 - 17 Jun 2018

HSCC Historic Formula Ford supported by Carless Race Fuels with Vital Equipment

Race 12 - Sector Analysis

4	Maxim Bartell ( )								Merlyn Mk20A								
lap	Sect-1	Speed	Sect-2	Speed	Sect-3	Speed	Laptime	Pit	lap	Sect-1	Speed	Sect-2	Speed	Sect-3	Speed	Laptime	Pit
1		117.5	1:09.361	113.6	26.365	108.0	2:20.694		6	44.988	114.5	1:09.666	110.7	26.295	107.8	2:20.949	
2	44.717	117.9	1:09.243	112.4	26.233	108.2	2:20.193		7	44.782	116.3	1:10.163	109.5	26.456	107.8	2:21.401	
3	44.563	116.3	1:09.070	111.8	26.177	107.6	2:19.810		8	45.070	114.7	1:09.685	110.6	26.573	107.3	2:21.328	
4	45.203		1:09.622	111.3	26.306	107.5	2:21.131		9	44.920	114.9	1:09.870	110.7	26.372	107.6	2:21.162	
5	45.050	115.1	1:09.598	111.3	26.344	107.3	2:20.992		10								

7	Cameron Jackson ( )								Lola T200								
lap	Sect-1	Speed	Sect-2	Speed	Sect-3	Speed	Laptime	Pit	lap	Sect-1	Speed	Sect-2	Speed	Sect-3	Speed	Laptime	Pit
1		112.4	1:09.097	110.7	26.243	107.5	2:19.745		6	44.747	113.0	1:08.632	115.7	25.752	107.5	2:19.131	
2	45.402	113.6	1:08.853	112.6	25.967	109.1	2:20.222		7	45.081	113.7	1:09.123	111.8	25.865	109.4	2:20.069	
3	44.048	117.5	1:08.700	110.0	26.095	109.6	2:18.843		8	44.118	120.5	1:08.553	110.6	25.967	107.6	2:18.638	
4	43.977	114.9	1:08.848	114.1	25.800	109.6	2:18.625		9	44.610	114.3	1:08.882	115.5	25.959	110.5	2:19.451	
5	44.437	116.5	1:08.616	111.7	25.996	107.1	2:19.049		10								

8	Andrew Mansell (OF)								Merlyn Mk11A								
lap	Sect-1	Speed	Sect-2	Speed	Sect-3	Speed	Laptime	Pit	lap	Sect-1	Speed	Sect-2	Speed	Sect-3	Speed	Laptime	Pit
1		110.6	1:14.847	113.7	27.107	107.1	2:33.811		6	46.391	115.9	1:12.310	110.9	27.106	106.1	2:25.807	
2	46.814	118.4	1:12.877	108.2	27.362	109.8	2:27.053		7	46.047	116.1	1:12.770	110.2	27.116	106.1	2:25.933	
3	47.168	120.1	1:12.498	112.0	27.253	108.3	2:26.919		8	45.941	115.7	1:12.185	110.4	27.128	105.9	2:25.254	
4	47.110	113.9	1:12.901	110.7	27.002	107.1	2:27.013		9	46.456	115.3	1:12.555	101.1	28.390	105.4	2:27.401	
5	46.455	116.3	1:13.804	109.7	26.885	106.1	2:27.144		10								

13	Stuart Kestenbaum (OF)								Crossle 16F								
lap	Sect-1	Speed	Sect-2	Speed	Sect-3	Speed	Laptime	Pit	lap	Sect-1	Speed	Sect-2	Speed	Sect-3	Speed	Laptime	Pit
1			1:10.017	115.3	26.343	111.5	2:23.735		6	45.786		1:09.309	114.3	26.488	110.2	2:21.583	
2	46.129		1:10.129	112.6	26.307	109.6	2:22.565		7	45.298		1:09.676	113.6	26.072	109.6	2:21.046	
3	44.981		1:10.233	113.9	26.372	108.0	2:21.586		8	44.759		1:09.544	112.4	26.420	106.6	2:20.723	
4	45.138		1:09.900	115.3	26.127	109.4	2:21.165		9	44.680		1:09.801	111.7	26.318	108.9	2:20.799	
5	47.423		1:09.541	111.5	26.135	108.9	2:23.099		10								

15	Matthew Wrigley ( )								Merlyn Mk11A/20								
lap	Sect-1	Speed	Sect-2	Speed	Sect-3	Speed	Laptime	Pit	lap	Sect-1	Speed	Sect-2	Speed	Sect-3	Speed	Laptime	Pit
1		119.0	1:11.103	111.1	26.695	106.6	2:25.614		2	45.608	117.7	1:11.241	110.2			2:26.827	

17	Brian Morris (OF)								Lola T202								
lap	Sect-1	Speed	Sect-2	Speed	Sect-3	Speed	Laptime	Pit	lap	Sect-1	Speed	Sect-2	Speed	Sect-3	Speed	Laptime	Pit
1		115.3	1:10.445	114.7	26.356	106.4	2:23.326		6	44.505	117.7	1:09.810	112.4	26.571	106.8	2:20.886	
2	45.238	117.9	1:10.555	109.8	26.587	104.7	2:22.380		7	44.838	114.5	1:10.771	113.2	26.191	106.6	2:21.800	
3	45.133	117.3	1:10.441	110.4	26.251	106.4	2:21.825		8	44.243	117.7	1:10.171	111.7	26.172	108.2	2:20.586	
4	44.578	118.8	1:09.960	112.0	26.273	106.2	2:20.811		9	44.736	116.7	1:10.711	111.7	26.277	105.6	2:21.724	
5	45.120	119.0	1:09.864	111.3	26.255	105.9	2:21.239		10								

18	William Cowing (OF)								Ginetta G18B								
lap	Sect-1	Speed	Sect-2	Speed	Sect-3	Speed	Laptime	Pit	lap	Sect-1	Speed	Sect-2	Speed	Sect-3	Speed	Laptime	Pit
1			1:16.869	108.9	27.988	102.6	2:39.316		6	48.189		1:14.418	107.4	27.359	103.2	2:29.966	
2	49.999		1:16.983	106.4	27.815	102.9	2:34.797		7	48.392		1:14.702	106.7	27.531	100.9	2:30.625	
3	49.243		1:15.545	106.5	27.894	102.1	2:32.682		8	48.763		1:14.735	106.9	27.411	102.1	2:30.909	
4	49.446		1:15.178	107.0	28.299	103.1	2:32.923		9	48.570		1:15.126	106.9	27.713	102.9	2:31.409	
5	47.912		1:14.470	107.7	27.295	103.4	2:29.677		10								

19	Stephen King (OF)								Macon MR8								
lap	Sect-1	Speed	Sect-2	Speed	Sect-3	Speed	Laptime	Pit	lap	Sect-1	Speed	Sect-2	Speed	Sect-3	Speed	Laptime	Pit
1		114.9	1:15.160	108.6	27.219	105.4	2:35.783		5	46.745	116.1	1:13.119	108.9	26.998	105.9	2:26.862	
2	48.427	114.3	1:13.273	108.9	27.017	105.9	2:28.717		6	46.597	113.7	1:13.618	110.2	27.076	105.4	2:27.291	
3	46.542	116.1	1:12.682	108.2	26.951	105.7	2:26.175		7	46.439	115.7	1:11.946	108.2	26.881	105.7	2:25.266	
4	46.397	115.3	1:12.253	109.3	27.061	106.6	2:25.711		8	46.318	115.1	1:12.545	107.7	In		2:45.247	P

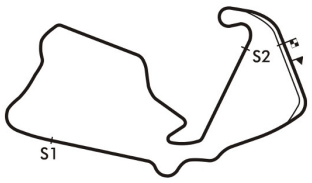

Session Start: 15:22:13 - Finish: 15:43:06
Weather/Track Conditions: Cloudy / Dry
Circuit: Silverstone Historic Grand Prix
Track Length: 5.857 Km - 3.6394 miles
Printed: 17-06-2018 - 15:47

Silverstone International Trophy - 16 - 17 Jun 2018

HSCC Historic Formula Ford supported by Carless Race Fuels with Vital Equipment

Race 12 - Sector Analysis

20	Kevin Stanzl (OF)								Crossle 20F							
lap	Sect-1	Speed	Sect-2	Speed	Sect-3	Speed	Laptime	Pit	lap	Sect-1	Speed	Sect-2	Speed	Sect-3	Speed	Laptime	Pit
1			1:12.597	111.8	27.038	108.7	2:29.164		6	46.260	115.5	1:11.501	109.7	26.989	106.4	2:24.750	
2	46.090	119.8	1:11.920	111.1	26.986	107.3	2:24.996		7	45.955	115.7	1:11.517	109.3	26.895	105.9	2:24.367	
3	46.099	117.9	1:11.779	112.6	26.952	102.3	2:24.830		8	45.969	114.9	1:11.927	110.6	27.126	105.9	2:25.022	
4	46.292	116.5	1:11.507	109.8	26.962	106.2	2:24.761		9	46.113	114.5	1:11.436	109.1	26.739	106.9	2:24.288	
5	46.226	115.5	1:11.854	109.7	26.855	105.9	2:24.935		10								

24	Ben Mitchell ( )								Merlyn Mk20							
lap	Sect-1	Speed	Sect-2	Speed	Sect-3	Speed	Laptime	Pit	lap	Sect-1	Speed	Sect-2	Speed	Sect-3	Speed	Laptime	Pit
1		116.1	1:08.930	116.5	26.231	109.1	2:19.807		6	44.705	117.7	1:08.521	112.6	25.894	108.0	2:19.120	
2	45.281	113.4	1:08.610	111.1	25.761	108.2	2:19.652		7	44.912	116.7	1:08.768	111.5	25.742	108.2	2:19.422	
3	44.560	114.3	1:08.647	111.7	25.864	108.0	2:19.071		8	44.572	114.1	1:08.636	113.2	26.079	108.7	2:19.287	
4	44.262	119.4	1:08.638	111.3	25.651	108.2	2:18.551		9	44.453	117.5	1:08.810	111.8	25.892	108.3	2:19.155	
5	44.806		1:08.711	117.3	25.963	107.8	2:19.480		10								

26	John Slack (OF)								Lola T200							
lap	Sect-1	Speed	Sect-2	Speed	Sect-3	Speed	Laptime	Pit	lap	Sect-1	Speed	Sect-2	Speed	Sect-3	Speed	Laptime	Pit
1		113.4	1:15.827	109.3	28.445	104.9	2:38.103		6	46.783	113.4	1:12.677	108.8	27.428	105.6	2:26.888	
2	46.457	117.1	1:14.356	108.8	27.963	105.6	2:28.776		7	46.520	114.5	1:12.737	108.6	27.559	104.7	2:26.816	
3	46.774	114.1	1:13.377	108.6	27.888	104.9	2:28.039		8	46.678	113.7	1:12.691	108.2	27.199	105.6	2:26.568	
4	46.642	113.2	1:12.932	109.1	27.610	105.1	2:27.184		9	46.470	113.2	1:12.562	111.7	27.573	106.1	2:26.605	
5	46.623	113.4	1:13.337	108.4	27.704	105.1	2:27.664		10								

27	Dick Dixon (OF)								Lotus 61							
lap	Sect-1	Speed	Sect-2	Speed	Sect-3	Speed	Laptime	Pit	lap	Sect-1	Speed	Sect-2	Speed	Sect-3	Speed	Laptime	Pit
1			1:15.474	112.4	27.666	108.0	2:40.300		6	46.959		1:12.618	109.1	26.878	106.6	2:26.455	
2	48.991		1:13.969	109.1	27.264	107.1	2:30.224		7	46.509		1:12.604	109.5	27.060	105.9	2:26.173	
3	46.633		1:13.718	110.9	27.242	107.3	2:27.593		8	46.211		1:12.444	109.1	26.801	107.3	2:25.456	
4	46.739		1:13.505	109.5	26.674	106.1	2:26.918		9	1:10.023		1:12.745	109.3	27.233	106.1	2:50.001	
5	47.281		1:13.530	109.1	27.069	105.6	2:27.880		10								

30	Cliff Gray (OF)								Lotus 51B							
lap	Sect-1	Speed	Sect-2	Speed	Sect-3	Speed	Laptime	Pit	lap	Sect-1	Speed	Sect-2	Speed	Sect-3	Speed	Laptime	Pit
1		117.3	1:15.915	111.7	27.573	106.4	2:38.320		6	47.823	112.2	1:13.845	107.2	27.608	104.2	2:29.276	
2	48.274	114.7	1:14.341	107.0	27.763	103.2	2:30.378		7	48.448	109.3	1:13.588	107.0	27.461	102.3	2:29.497	
3	48.528	114.7	1:14.388	109.1	27.523	104.4	2:30.439		8	47.729	111.8	1:14.509	105.4	27.492	103.4	2:29.730	
4	47.823	113.0	1:14.543	107.9	27.425	104.4	2:29.791		9	49.193	111.1	1:14.693	107.0	27.787	102.6	2:31.673	
5	48.017	111.8	1:14.055	107.7	27.576	103.2	2:29.648		10								

31	John Emery (OF)								Lola T200							
lap	Sect-1	Speed	Sect-2	Speed	Sect-3	Speed	Laptime	Pit	lap	Sect-1	Speed	Sect-2	Speed	Sect-3	Speed	Laptime	Pit
1		109.7	1:23.853	98.0	29.593	101.3	2:53.981		5	51.356	109.7	1:19.418	104.2	42.822	93.0	2:53.596	
2	52.584	107.0	1:22.311	102.1	28.924	102.6	2:43.819		6	53.273	107.2	1:23.865	102.5	29.826	101.2	2:46.964	
3	52.179	110.6	1:21.224	102.3	29.092	101.5	2:42.495		7	51.947	106.5	1:21.746	103.2	29.442	100.7	2:43.135	
4	51.922	108.1	1:19.824	102.6	29.012	101.8	2:40.758		8	52.647	109.1	1:20.641	97.1	29.559	102.8	2:42.847	

35	Gislain Genecand (OF)								Crossle 16F							
lap	Sect-1	Speed	Sect-2	Speed	Sect-3	Speed	Laptime	Pit	lap	Sect-1	Speed	Sect-2	Speed	Sect-3	Speed	Laptime	Pit
1			1:09.377	116.3	26.548	108.7	2:22.258		4	45.244		1:09.644	109.7	26.784	111.1	2:21.672	
2	45.645		1:09.776	114.9	26.733	107.6	2:22.154		5	58.334		1:08.876	111.8	26.175	109.4	2:33.385	
3	44.926		1:09.552	113.0	26.428	110.0	2:20.906		6								

36	Rob Smith (OF)								Merlyn Mk20							
lap	Sect-1	Speed	Sect-2	Speed	Sect-3	Speed	Laptime	Pit	lap	Sect-1	Speed	Sect-2	Speed	Sect-3	Speed	Laptime	Pit
1			1:10.442	112.8	26.424	106.8	2:24.800		6	44.942		1:10.283	110.4	26.743	107.5	2:21.968	
2	45.925		1:09.744	114.9	26.478	108.0	2:22.147		7	44.618		1:09.948	112.6	26.231		2:20.797	
3	44.860		1:10.043	113.9	26.514	108.5	2:21.417		8	44.477		1:09.213	112.4	26.569	107.1	2:20.259	
4	44.682		1:09.478	113.7	26.416	107.6	2:20.576		9	44.633		1:09.730	112.4	26.406	107.6	2:20.769	
5	45.806		1:10.452	110.7	26.470	106.6	2:22.728		10								

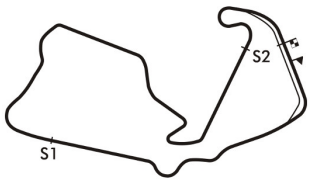

Session Start: 15:22:13 - Finish: 15:43:06
Weather/Track Conditions: Cloudy / Dry
Circuit: Silverstone Historic Grand Prix
Track Length: 5.857 Km - 3.6394 miles
Printed: 17-06-2018 - 15:47

Silverstone International Trophy - 16 - 17 Jun 2018

HSCC Historic Formula Ford supported by Carless Race Fuels with Vital Equipment

Race 12 - Sector Analysis

37	Will Nuthall ( )								Jamun T2								
lap	Sect-1	Speed	Sect-2	Speed	Sect-3	Speed	Laptime	Pit	lap	Sect-1	Speed	Sect-2	Speed	Sect-3	Speed	Laptime	Pit
1			1:09.969	111.7	26.700	106.8	2:22.052		6	45.011		1:10.848	110.2	26.128	107.5	2:21.987	
2	45.627		1:09.703	109.7	26.603	106.4	2:21.933		7	45.462		1:10.856	111.5	26.448	109.2	2:22.766	
3	45.179		1:09.697	110.4	26.385	106.2	2:21.261		8	44.264		1:09.655	112.8	26.026	110.0	2:19.945	
4	45.282		1:09.635	112.2	26.351	106.1	2:21.268		9	45.070		1:09.648	109.8	26.147	106.4	2:20.865	
5	45.145		1:09.876	109.5	26.220	108.7	2:21.241		10								

39	Michael Richings (OF)								Alexis Mk15								
lap	Sect-1	Speed	Sect-2	Speed	Sect-3	Speed	Laptime	Pit	lap	Sect-1	Speed	Sect-2	Speed	Sect-3	Speed	Laptime	Pit
1			1:24.621	89.4	30.729	85.0	2:55.978		3	54.460	90.2	1:24.003	86.3	30.836	85.3	2:49.299	
2	55.384	89.7	1:23.089	87.4	30.753	86.0	2:49.226		4	55.529	87.4	1:25.274	85.8	In		3:01.898	P

41	Paul Unsworth (OF)								Palliser WDF3								
lap	Sect-1	Speed	Sect-2	Speed	Sect-3	Speed	Laptime	Pit	lap	Sect-1	Speed	Sect-2	Speed	Sect-3	Speed	Laptime	Pit
1		113.9	1:15.847	106.5	28.160	104.9	2:39.633		6	47.755	111.7	1:12.921	108.1	27.224	104.7	2:27.900	
2	47.963	110.6	1:14.321	106.7	27.327	106.6	2:29.611		7	47.325	112.6	1:13.397	108.2	27.637	105.2	2:28.359	
3	46.830	113.9	1:14.219	108.4	27.399	105.2	2:28.448		8	47.055	113.4	1:12.992	107.5	27.522	104.9	2:27.569	
4	47.288	111.5	1:13.801	108.2	27.422	105.1	2:28.511		9	47.751	112.6	1:13.188	106.9	27.632	104.1	2:28.571	
5	47.907	109.3	1:13.206	108.8	27.100	105.9	2:28.213		10								

43	Callum Grant ( )								Merlyn Mk20A								
lap	Sect-1	Speed	Sect-2	Speed	Sect-3	Speed	Laptime	Pit	lap	Sect-1	Speed	Sect-2	Speed	Sect-3	Speed	Laptime	Pit
1		119.2	1:10.630	113.0	26.439	108.7	2:31.445		6	44.550	120.1	1:09.985	110.4	26.252	106.9	2:20.787	
2	44.987	120.5	1:09.971	114.5	26.089	106.6	2:21.047		7	45.052	116.1	1:09.270	112.2	26.005	108.3	2:20.327	
3	44.495	117.9	1:08.960	111.3	26.245	107.3	2:19.700		8	44.435	119.6	1:09.270	112.4	26.051	109.1	2:19.756	
4	44.388	118.6	1:09.329	111.5	26.239	107.3	2:19.956		9	44.419	122.0	1:09.852	116.3	26.209	107.5	2:20.480	
5	44.787	121.4	1:09.304	113.9	26.146	110.5	2:20.237		10								

46	Stuart Dix (OF)								Cooper Chinook								
lap	Sect-1	Speed	Sect-2	Speed	Sect-3	Speed	Laptime	Pit	lap	Sect-1	Speed	Sect-2	Speed	Sect-3	Speed	Laptime	Pit
1		118.6	1:14.659	109.8	27.184	106.1	2:37.428		6	46.685	114.9	1:11.496	109.8	26.622	105.4	2:24.803	
2	46.806	113.7	1:12.089	109.7	26.933	105.7	2:25.828		7	46.307	116.1	1:11.388	108.9	26.509	105.7	2:24.204	
3	46.964	115.9	1:10.941	111.8	26.777	109.2	2:24.682		8	46.282	115.5	1:11.406	109.1	26.908	105.7	2:24.596	
4	46.170	115.9	1:11.375	109.3	26.687	105.6	2:24.232		9	46.338	116.9	1:12.515	108.6	26.817	105.6	2:25.670	
5	46.623	114.1	1:11.969	108.9	26.726	105.6	2:25.318		10								

47	Louis Hanjoul (OF)								Elden Mk8/10								
lap	Sect-1	Speed	Sect-2	Speed	Sect-3	Speed	Laptime	Pit	lap	Sect-1	Speed	Sect-2	Speed	Sect-3	Speed	Laptime	Pit
1			1:17.690	108.4	28.020	103.7	2:42.787		6	47.161		1:13.209	106.0	27.161	102.4	2:27.531	
2	48.496		1:16.902	106.0	28.014	103.2	2:33.412		7	47.154		1:13.438	106.7	27.277	102.4	2:27.869	
3	50.052		1:15.625	106.2	27.651	102.3	2:33.328		8	47.602		1:13.794	106.7	27.333	102.4	2:28.729	
4	47.506		1:14.701	109.7	27.336	102.9	2:29.543		9	49.150		1:13.521	107.0	27.125	103.6	2:29.796	
5	48.046		1:13.459	106.5	27.381	102.4	2:28.886		10								

49	Harvey Sykes ( )								Crossle 20F								
lap	Sect-1	Speed	Sect-2	Speed	Sect-3	Speed	Laptime	Pit	lap	Sect-1	Speed	Sect-2	Speed	Sect-3	Speed	Laptime	Pit
1		118.8	1:12.228	112.6	27.178	107.1	2:28.875		6	46.140	116.1	1:12.175	110.9	26.679	107.5	2:24.994	
2	46.038	117.1	1:11.422	110.7	26.974	107.6	2:24.434		7	45.873	115.9	1:10.691	111.3	27.158	106.9	2:23.722	
3	45.736	117.7	1:10.821	111.5	27.003	107.1	2:23.560		8	45.760	116.5	1:12.050	111.1	26.731	107.1	2:24.541	
4	46.274	116.1	1:11.215	111.8	26.839	107.3	2:24.328		9	45.391	115.7	1:10.447	110.9	26.879	107.5	2:22.717	
5	46.088	116.3	1:11.361	111.3	26.834	106.9	2:24.283		10								

50	John Roberts (OF)								Merlyn Mk11A								
lap	Sect-1	Speed	Sect-2	Speed	Sect-3	Speed	Laptime	Pit	lap	Sect-1	Speed	Sect-2	Speed	Sect-3	Speed	Laptime	Pit
1		116.1	1:12.768	107.4	27.188	102.0	2:31.551		6	46.110	117.1	1:11.803	109.7	27.267	107.1	2:25.180	
2	47.159	113.4	1:12.220	108.6	27.183	104.1	2:26.562		7	46.210	118.4	1:10.565	111.3	27.055	105.2	2:23.830	
3	46.644	115.1	1:11.870	108.1	27.040	103.7	2:25.554		8	45.712	116.5	1:11.347	112.2	26.858	108.0	2:23.917	
4	46.640	113.9	1:12.096	108.8	26.912	103.6	2:25.648		9	46.762	117.3	1:11.050	109.7	26.984	105.1	2:24.796	
5	46.256	116.7	1:11.377	110.2	27.227	104.6	2:24.860		10								

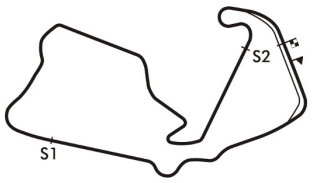

Session Start: 15:22:13 - Finish: 15:43:06
Weather/Track Conditions: Cloudy / Dry
Circuit: Silverstone Historic Grand Prix
Track Length: 5.857 Km - 3.6394 miles
Printed: 17-06-2018 - 15:47

Silverstone International Trophy - 16 - 17 Jun 2018

HSCC Historic Formula Ford supported by Carless Race Fuels with Vital Equipment

Race 12 - Sector Analysis

54	Alex Meek (OF)								Merlyn Mk20A								
lap	Sect-1	Speed	Sect-2	Speed	Sect-3	Speed	Laptime	Pit	lap	Sect-1	Speed	Sect-2	Speed	Sect-3	Speed	Laptime	Pit
1		119.0	1:13.246	109.5	26.956	104.2	2:31.174		6	46.066	116.7	1:12.447	112.8	27.323	104.4	2:25.836	
2	46.100	119.0	1:12.252	108.6	27.452	104.4	2:25.804		7	45.672	119.0	1:11.276	112.2	27.295	105.4	2:24.243	
3	45.919	122.5	1:12.047	110.2	27.246	104.7	2:25.212		8	45.400	119.8	1:11.063	110.9	26.958	104.6	2:23.421	
4	46.416	115.1	1:12.085	111.5	27.092	105.4	2:25.593		9	47.493	118.6	1:10.768	112.4	26.843	106.4	2:25.104	
5	46.586	116.9	1:11.765	111.1	27.270	106.2	2:25.621		10								

58	Michael Grant Peterkin ( )								Brabham BT21								
lap	Sect-1	Speed	Sect-2	Speed	Sect-3	Speed	Laptime	Pit	lap	Sect-1	Speed	Sect-2	Speed	Sect-3	Speed	Laptime	Pit
1		119.2	1:11.596	112.8	26.853	107.1	2:27.257		6	45.599	118.8	1:10.979	110.6	26.527	104.4	2:23.105	
2	45.472	117.7	1:10.476	112.6	26.916	107.1	2:22.864		7	45.227	116.5	1:10.908	110.9	26.660	106.4	2:22.795	
3	45.635	116.9	1:11.210	110.9	27.167	104.7	2:24.012		8	46.695	115.7	1:09.598	111.8	26.451	107.6	2:22.744	
4	45.292	116.9	1:10.443	110.7	26.708	106.6	2:22.443		9	45.066	116.7	1:09.967	110.7	26.694	106.8	2:21.727	
5	46.212	115.5	1:10.699	113.4	26.803	108.2	2:23.714		10								

64	Benjamin Tusting ( )								Merlyn Mk20A								
lap	Sect-1	Speed	Sect-2	Speed	Sect-3	Speed	Laptime	Pit	lap	Sect-1	Speed	Sect-2	Speed	Sect-3	Speed	Laptime	Pit
1			1:11.320	113.0	26.404	110.9	2:32.637		6	44.464		1:09.136	111.5	26.091	106.9	2:19.691	
2	46.239		1:10.576	113.0	26.788	110.5	2:23.603		7	44.565		1:09.088	112.2	26.873	106.9	2:20.526	
3	45.869		1:09.515	110.9	26.203	107.3	2:21.587		8	45.419		1:08.948	111.1	26.075	106.9	2:20.442	
4	45.644		1:09.321	111.5	26.170	107.1	2:21.135		9	44.279		1:09.195	112.4	26.333	109.1	2:19.807	
5	44.636		1:09.815	110.9	26.200	107.3	2:20.651		10								

66	Andrew Wiggins (OF)								Titan Mk6								
lap	Sect-1	Speed	Sect-2	Speed	Sect-3	Speed	Laptime	Pit	lap	Sect-1	Speed	Sect-2	Speed	Sect-3	Speed	Laptime	Pit
1			1:12.524	112.2	26.969	107.1	2:30.204		6	46.288		1:11.354	108.6	26.914	104.4	2:24.556	
2	46.466		1:12.315	109.3	27.025	108.9	2:25.806		7	46.369		1:12.349	109.8	27.072	106.8	2:25.790	
3	46.735		1:11.698	108.4	26.931	105.2	2:25.364		8	45.806		1:11.280	113.7	26.765	106.2	2:23.851	
4	46.349		1:11.785	108.9	26.974	104.7	2:25.108		9	47.498		1:10.864	110.0	26.731	105.6	2:25.093	
5	46.425		1:11.838	108.6	26.873	103.9	2:25.136		10								

70	Daniel Stanzl ( )								Elden Mk8								
lap	Sect-1	Speed	Sect-2	Speed	Sect-3	Speed	Laptime	Pit	lap	Sect-1	Speed	Sect-2	Speed	Sect-3	Speed	Laptime	Pit
1			1:10.698	110.7	26.664	108.0	2:25.055		6	44.694		1:10.072	112.0	26.370	107.8	2:21.136	
2	45.395		1:09.925	111.7	27.010	106.4	2:22.330		7	44.552		1:10.225	113.4	26.414	106.9	2:21.191	
3	44.669		1:10.462	112.2	26.342	108.2	2:21.473		8	44.752		1:09.528	110.9	26.801	105.2	2:21.081	
4	44.614		1:10.087	113.0	27.005	107.5	2:21.706		9	44.904		1:11.302	110.4	26.669	106.8	2:22.875	
5	45.814		1:10.456	112.2	26.525	107.1	2:22.795		10								

73	Ed Thurston ( )								Elden Mk8								
lap	Sect-1	Speed	Sect-2	Speed	Sect-3	Speed	Laptime	Pit	lap	Sect-1	Speed	Sect-2	Speed	Sect-3	Speed	Laptime	Pit
1		119.0	1:10.049	114.7	26.566	107.6	2:22.131		6	44.987	115.7	1:10.913	111.8	26.080	105.6	2:21.980	
2	45.643	113.6	1:09.740	114.1	27.004	105.6	2:22.387		7	45.622	112.8	1:10.035	108.6	26.182	105.6	2:21.839	
3	44.920	122.7	1:10.027	111.5	26.225	108.7	2:21.172		8	44.968	113.7	1:09.622	107.9	26.189	105.4	2:20.779	
4	44.977	118.8	1:09.967	112.6	26.274	108.2	2:21.218		9	45.180	116.7	1:09.891	113.6	26.265	108.9	2:21.336	
5	44.807	118.8	1:09.811	111.1	26.190	105.2	2:20.808		10								

77	Mads Gravsen (N)								Palliser WDF1								
lap	Sect-1	Speed	Sect-2	Speed	Sect-3	Speed	Laptime	Pit	lap	Sect-1	Speed	Sect-2	Speed	Sect-3	Speed	Laptime	Pit
1		116.5	1:10.409	110.7	26.890	105.7	2:23.699		6	44.697	116.3	1:10.567	110.2	26.963	105.6	2:22.227	
2	45.179	119.0	1:10.747	110.0	26.252	105.9	2:22.178		7	44.887	116.5	1:11.034	110.9	26.050	107.3	2:21.971	
3	45.230	119.2	1:09.525	109.5	26.210	103.6	2:20.965		8	44.430	118.4	1:10.174	110.0	26.196	107.6	2:20.800	
4	45.295	114.7	1:09.323	111.1	26.126	106.2	2:20.744		9	44.699	118.4	1:10.594	107.0	26.092	105.9	2:21.385	
5	45.633	114.5	1:09.393	110.6	26.015	102.0	2:21.041		10								

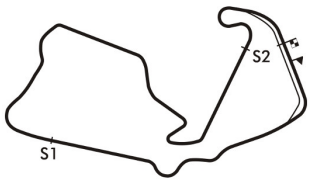

Session Start: 15:22:13 - Finish: 15:43:06
Weather/Track Conditions: Cloudy / Dry
Circuit: Silverstone Historic Grand Prix
Track Length: 5.857 Km - 3.6394 miles
Printed: 17-06-2018 - 15:47

Silverstone International Trophy - 16 - 17 Jun 2018

HSCC Historic Formula Ford supported by Carless Race Fuels with Vital Equipment

Race 12 - Sector Analysis

89	Ted Pearson (OF)								Merlyn Mk11/17								
lap	Sect-1	Speed	Sect-2	Speed	Sect-3	Speed	Laptime	Pit	lap	Sect-1	Speed	Sect-2	Speed	Sect-3	Speed	Laptime	Pit
1		116.7	1:14.667	113.2	26.540	106.9	2:36.893		6	45.821	116.9	1:11.079	110.7	26.988	105.9	2:23.888	
2	46.480	114.7	1:11.079	111.5	26.756	109.1	2:24.315		7	45.704	118.4	1:11.615	109.7	26.652	105.7	2:23.971	
3	46.040	120.1	1:12.137	110.2	26.562	106.8	2:24.739		8	45.921	114.1	1:11.278	110.2	27.742	102.0	2:24.941	
4	45.635	115.9	1:11.078	113.4	26.618	107.8	2:23.331		9	49.842	102.9	1:24.390	73.0	In		3:02.857	P
5	45.563	116.7	1:11.331	112.8	26.828	106.9	2:23.722		10								

93	Rudolf Ernst (OF)								Titan Mk6								
lap	Sect-1	Speed	Sect-2	Speed	Sect-3	Speed	Laptime	Pit	lap	Sect-1	Speed	Sect-2	Speed	Sect-3	Speed	Laptime	Pit
1		116.3	1:15.980	108.1	27.610	105.6	2:40.073		6	47.063	114.7	1:12.387	108.1	27.123	105.7	2:26.573	
2	49.406	114.9	1:14.595	106.7	27.437	105.4	2:31.438		7	46.599	119.4	1:12.156	107.7	27.075	102.6	2:25.830	
3	47.536	115.7	1:13.578	107.4	27.324	106.1	2:28.438		8	46.999	113.9	1:12.371	106.4	27.048	103.7	2:26.418	
4	47.114	114.9	1:14.827	108.2	27.383	105.2	2:29.324		9	47.838	112.8	1:12.700	108.1	26.775	105.9	2:27.313	
5	47.663	114.7	1:12.911	106.9	26.913	105.1	2:27.487		10								

96	Antony Ross (OF)								Lola T200								
lap	Sect-1	Speed	Sect-2	Speed	Sect-3	Speed	Laptime	Pit	lap	Sect-1	Speed	Sect-2	Speed	Sect-3	Speed	Laptime	Pit
1		119.4	1:12.985	112.4	26.942	107.8	2:29.836		6	46.315	118.4	1:12.873	111.1	26.736	107.5	2:25.924	
2	46.325	118.8	1:12.824	112.4	26.884	107.5	2:26.033		7	45.534	118.1	1:11.105	115.1	26.671	107.6	2:23.310	
3	46.209		1:12.301	111.1	27.203	108.7	2:25.713		8	45.446	120.1	1:10.949	113.0	26.508	108.0	2:22.903	
4	47.021	120.1	1:11.638	110.6	26.806	107.3	2:25.465		9	45.682	116.3	1:10.868	111.8	26.725	108.2	2:23.275	
5	46.048	120.5	1:12.572	110.9	26.783	109.1	2:25.403		10								

97	Robert Tusting (OF)								Merlyn Mk20A								
lap	Sect-1	Speed	Sect-2	Speed	Sect-3	Speed	Laptime	Pit	lap	Sect-1	Speed	Sect-2	Speed	Sect-3	Speed	Laptime	Pit
1		117.3	1:13.129	109.8	27.344	107.1	2:32.483		6	47.127	115.3	1:12.130	108.9	27.162	107.3	2:26.419	
2	46.568	119.8	1:14.061	108.8	27.081	104.9	2:27.710		7	45.488	119.8	1:11.311	112.4	26.692	106.9	2:23.491	
3	46.071	115.7	1:11.376	109.8	26.850	105.6	2:24.297		8	45.551	116.5	1:10.944	111.7	26.917	104.9	2:23.412	
4	45.754	115.7	1:11.175	111.3	26.588	107.8	2:23.517		9	47.145	114.5	1:10.759	108.2	26.546	105.7	2:24.450	
5	46.288	114.3	1:11.374	109.3	26.719	105.7	2:24.381		10								

99	Nicholas Arden (OF)								Merlyn Mk11A								
lap	Sect-1	Speed	Sect-2	Speed	Sect-3	Speed	Laptime	Pit	lap	Sect-1	Speed	Sect-2	Speed	Sect-3	Speed	Laptime	Pit
1			1:24.137	88.3	30.935		2:56.710		5	50.465		1:19.971	105.8	29.760		2:40.196	
2	53.173		1:21.072	106.5	29.873	104.2	2:44.118		6	50.748		1:25.708	99.6	35.071	81.6	2:51.527	
3	50.771		1:20.649	102.3	30.014		2:41.434		7	57.863		1:27.074	67.4	33.273	102.6	2:58.210	
4	51.318		1:20.716	105.4	29.364		2:41.398		8	52.192		1:21.762	100.2	32.579	101.5	2:46.533	

141	Michael Wrigley (OF)								Lotus 59								
lap	Sect-1	Speed	Sect-2	Speed	Sect-3	Speed	Laptime	Pit	lap	Sect-1	Speed	Sect-2	Speed	Sect-3	Speed	Laptime	Pit
1		120.1	1:11.082	112.6	26.427	110.2	2:25.768		6	45.976	114.5	1:10.714	113.4	26.347	106.6	2:23.037	
2	45.569	118.1	1:10.729	109.3	26.448	106.2	2:22.746		7	45.381	116.3	1:10.456	109.5	26.721	106.6	2:22.558	
3	45.682	116.9	1:10.503	109.5	26.486	105.2	2:22.671		8	47.848	113.4	1:11.159	108.6	26.657	105.2	2:25.664	
4	45.529	115.9	1:10.536	110.0	26.626	103.4	2:22.691		9	46.059	113.7	1:11.230	108.6	27.088	103.9	2:24.377	
5	45.896	114.7	1:10.482	108.8	26.481	106.1	2:22.859		10								

177	Robs Lamplough (OF)								Winkelmann WDF2 - 45								
lap	Sect-1	Speed	Sect-2	Speed	Sect-3	Speed	Laptime	Pit	lap	Sect-1	Speed	Sect-2	Speed	Sect-3	Speed	Laptime	Pit
1		119.0	1:13.085	110.4	27.251	106.2	2:32.239		6	45.982	118.1	1:13.593	107.2	27.698	105.2	2:27.273	
2	46.567	117.5	1:14.313	107.7	27.577	106.6	2:28.457		7	46.359	118.4	1:13.202	108.2	27.177	105.2	2:26.738	
3	46.393	117.3	1:13.160	110.0	27.223	104.4	2:26.776		8	47.974	114.1	1:13.743	107.5	27.660	104.6	2:29.377	
4	46.712	114.7	1:13.703	107.4	27.948	106.6	2:28.363		9	47.213	112.6	1:14.049	108.6	27.774	103.7	2:29.036	
5	46.526	115.3	1:14.423	109.8	27.141	106.9	2:28.090		10								

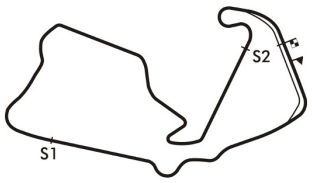

Session Start: 15:22:13 - Finish: 15:43:06
Weather/Track Conditions: Cloudy / Dry
Circuit: Silverstone Historic Grand Prix
Track Length: 5.857 Km - 3.6394 miles
Printed: 17-06-2018 - 15:47

Silverstone International Trophy - 16 - 17 Jun 2018

HSCC Historic Formula Ford supported by Carless Race Fuels with Vital Equipment

Race 12 - Sector Analysis

199	John Evans (OF)								Lotus 51								
lap	Sect-1	Speed	Sect-2	Speed	Sect-3	Speed	Laptime	Pit	lap	Sect-1	Speed	Sect-2	Speed	Sect-3	Speed	Laptime	Pit
1			1:17.281	108.4	27.876	106.8	2:42.149		6	48.619		1:17.097	108.9	28.132	106.6	2:33.848	
2	48.534		1:17.642	108.9	28.105	108.3	2:34.281		7	49.439		1:16.644	109.3	27.944	106.1	2:34.027	
3	49.107		1:16.780	104.9	27.869	106.1	2:33.756		8	49.498		1:18.084	107.7	28.435	105.7	2:36.017	
4	48.054		1:15.956	109.8	27.830	106.9	2:31.840		9	49.213		1:17.024	108.8	27.648	106.8	2:33.885	
5	48.109		1:16.273	109.3	27.950	106.4	2:32.332		10								

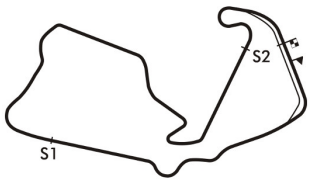

Session Start: 15:22:13 - Finish: 15:43:06
Weather/Track Conditions: Cloudy / Dry
Circuit: Silverstone Historic Grand Prix
Track Length: 5.857 Km - 3.6394 miles
Printed: 17-06-2018 - 15:47

Silverstone International Trophy - 16 - 17 Jun 2018

HSCC Historic Formula Ford supported by Carless Race Fuels with Vital Equipment

Race 12 - Best Sector Times

	SECTOR 1			SECTOR 2			SECTOR 3		
	NO	TIME	LAP	NO	TIME	LAP	NO	TIME	LAP
1	7	43.977	4	24	1:08.521	6	24	25.651	4
2	17	44.243	8	7	1:08.553	8	7	25.752	6
3	24	44.262	4	35	1:08.876	5	43	26.005	7
4	37	44.264	8	64	1:08.948	8	77	26.015	5
5	64	44.279	9	43	1:08.960	3	37	26.026	8
6	43	44.388	4	4	1:09.070	3	13	26.072	7
7	77	44.430	8	36	1:09.213	8	64	26.075	8
8	36	44.477	8	13	1:09.309	6	73	26.080	6
9	70	44.552	7	77	1:09.323	4	17	26.172	8
10	4	44.563	3	70	1:09.528	8	35	26.175	5
11	13	44.680	9	58	1:09.598	8	4	26.177	3
12	73	44.807	5	73	1:09.622	8	36	26.231	7
13	35	44.926	3	37	1:09.635	4	70	26.342	3
14	58	45.066	9	17	1:09.810	6	141	26.347	6
15	141	45.381	7	49	1:10.447	9	58	26.451	8
16	49	45.391	9	141	1:10.456	7	96	26.508	8
17	54	45.400	8	50	1:10.565	7	46	26.509	7
18	96	45.446	8	97	1:10.759	9	89	26.540	1
19	97	45.488	7	54	1:10.768	9	97	26.546	9
20	89	45.563	5	66	1:10.864	9	27	26.674	4
21	15	45.608	2	96	1:10.868	9	49	26.679	6
22	50	45.712	8	46	1:10.941	3	15	26.695	1
23	66	45.806	8	89	1:11.078	4	66	26.731	9
24	8	45.941	8	15	1:11.103	1	20	26.739	9
25	20	45.955	7	20	1:11.436	9	93	26.775	9
26	177	45.982	6	19	1:11.946	7	54	26.843	9
27	46	46.170	4	93	1:12.156	7	50	26.858	8
28	27	46.211	8	8	1:12.185	8	19	26.881	7
29	19	46.318	8	27	1:12.444	8	8	26.885	5
30	26	46.457	2	26	1:12.562	9	41	27.100	5
31	93	46.599	7	41	1:12.921	6	47	27.125	9
32	41	46.830	3	177	1:13.085	1	177	27.141	5
33	47	47.154	7	47	1:13.209	6	26	27.199	8
34	30	47.729	8	30	1:13.588	7	18	27.295	5
35	18	47.912	5	18	1:14.418	6	30	27.425	4
36	199	48.054	4	199	1:15.956	4	199	27.648	9
37	99	50.465	5	31	1:19.418	5	31	28.924	2
38	31	51.356	5	99	1:19.971	5	99	29.364	4
39	39	54.460	3	39	1:23.089	2	39	30.729	1

IDEAL / BEST LAP COMPARISON

NO	NAME	BEST	IN	IDEAL	DIFF
24	Ben Mitchell	2:18.551	4	2:18.434	+0.117
7	Cameron Jackson	2:18.625	4	2:18.282	+0.343
64	Benjamin Tusting	2:19.691	6	2:19.302	+0.389
43	Callum Grant	2:19.700	3	2:19.353	+0.347
4	Maxim Bartell	2:19.810	3	2:19.810	+0.000
37	Will Nuthall	2:19.945	8	2:19.925	+0.020
36	Rob Smith	2:20.259	8	2:19.921	+0.338
17	Brian Morris	2:20.586	8	2:20.225	+0.361
13	Stuart Kestenbaum	2:20.723	8	2:20.061	+0.662
77	Mads Gravsen	2:20.744	4	2:19.768	+0.976
73	Ed Thurston	2:20.779	8	2:20.509	+0.270
70	Daniel Stanzl	2:21.081	8	2:20.422	+0.659
58	Michael Grant Peter	2:21.727	9	2:21.115	+0.612
141	Michael Wrigley	2:22.558	7	2:22.184	+0.374
49	Harvey Sykes	2:22.717	9	2:22.517	+0.200
96	Antony Ross	2:22.903	8	2:22.822	+0.081
89	Ted Pearson	2:23.331	4	2:23.181	+0.150
97	Robert Tusting	2:23.412	8	2:22.793	+0.619
54	Alex Meek	2:23.421	8	2:23.011	+0.410
50	John Roberts	2:23.830	7	2:23.135	+0.695
66	Andrew Wiggins	2:23.851	8	2:23.401	+0.450
46	Stuart Dix	2:24.204	7	2:23.620	+0.584
20	Kevin Stanzl	2:24.288	9	2:24.130	+0.158
8	Andrew Mansell	2:25.254	8	2:25.011	+0.243
27	Dick Dixon	2:25.456	8	2:25.329	+0.127
93	Rudolf Ernst	2:25.830	7	2:25.530	+0.300
26	John Slack	2:26.568	8	2:26.218	+0.350
177	Robs Lamplough	2:26.738	7	2:26.208	+0.530
47	Louis Hanjoul	2:27.531	6	2:27.488	+0.043
41	Paul Unsworth	2:27.569	8	2:26.851	+0.718
30	Cliff Gray	2:29.276	6	2:28.742	+0.534
18	William Cowing	2:29.677	5	2:29.625	+0.052
199	John Evans	2:31.840	4	2:31.658	+0.182
99	Nicholas Arden	2:40.196	5	2:39.800	+0.396
31	John Emery	2:40.758	4	2:39.698	+1.060
35	Gislain Genecand	2:20.906	3	2:19.977	+0.929
19	Stephen King	2:25.266	7	2:25.145	+0.121
15	Matthew Wrigley	2:25.614	1	2:23.406	+2.208
39	Michael Richings	2:49.226	2	2:48.278	+0.948

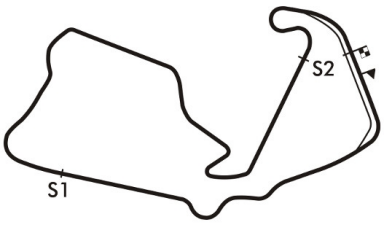

Session Start: 15:22:13 - Finish: 15:43:06
Weather/Track Conditions: Cloudy / Dry
Circuit: Silverstone Historic Grand Prix
Track Length: 5.857 Km - 3.6394 miles

Printed: 17-06-2018 - 15:47

Silverstone International Trophy - 16 - 17 Jun 2018

HSCC Historic Formula Ford supported by Carless Race Fuels with Vital Equipment

Race 12 - Best Sector Speeds

	NO	SECTOR 1	MPH	NO	SECTOR 2	MPH	NO	SECTOR 3	MPH
1	73	Ed Thurston	122.7	24	Ben Mitchell	117.3	13	Stuart Kestenbaum	111.5
2	54	Alex Meek	122.5	35	Gislain Genecand	116.3	35	Gislain Genecand	111.1
3	43	Callum Grant	122.0	43	Callum Grant	116.3	64	Benjamin Tusting	110.9
4	7	Cameron Jackson	120.5	7	Cameron Jackson	115.7	7	Cameron Jackson	110.5
5	96	Antony Ross	120.5	13	Stuart Kestenbaum	115.3	43	Callum Grant	110.5
6	8	Andrew Mansell	120.1	96	Antony Ross	115.1	141	Michael Wrigley	110.2
7	89	Ted Pearson	120.1	36	Rob Smith	114.9	37	Will Nuthall	110.0
8	141	Michael Wrigley	120.1	17	Brian Morris	114.7	8	Andrew Mansell	109.8
9	20	Kevin Stanzl	119.8	73	Ed Thurston	114.7	46	Stuart Dix	109.2
10	97	Robert Tusting	119.8	8	Andrew Mansell	113.7	24	Ben Mitchell	109.1
11	24	Ben Mitchell	119.4	66	Andrew Wiggins	113.7	89	Ted Pearson	109.1
12	93	Rudolf Ernst	119.4	4	Maxim Bartell	113.6	96	Antony Ross	109.1
13	58	Michael Grant Peterkin	119.2	58	Michael Grant Peterkin	113.4	66	Andrew Wiggins	108.9
14	77	Mads Gravsen	119.2	70	Daniel Stanzl	113.4	73	Ed Thurston	108.9
15	15	Matthew Wrigley	119.0	89	Ted Pearson	113.4	20	Kevin Stanzl	108.7
16	17	Brian Morris	119.0	141	Michael Wrigley	113.4	36	Rob Smith	108.5
17	177	Robs Lamplough	119.0	64	Benjamin Tusting	113.0	199	John Evans	108.3
18	49	Harvey Sykes	118.8	37	Will Nuthall	112.8	4	Maxim Bartell	108.2
19	46	Stuart Dix	118.6	54	Alex Meek	112.8	17	Brian Morris	108.2
20	50	John Roberts	118.4	20	Kevin Stanzl	112.6	58	Michael Grant Peterkin	108.2
21	4	Maxim Bartell	117.9	49	Harvey Sykes	112.6	70	Daniel Stanzl	108.2
22	30	Cliff Gray	117.3	27	Dick Dixon	112.4	27	Dick Dixon	108.0
23	26	John Slack	117.1	97	Robert Tusting	112.4	50	John Roberts	108.0
24	19	Stephen King	116.1	50	John Roberts	112.2	97	Robert Tusting	107.8
25	41	Paul Unsworth	113.9	46	Stuart Dix	111.8	49	Harvey Sykes	107.6
26	31	John Emery	110.6	26	John Slack	111.7	77	Mads Gravsen	107.6
27	39	Michael Richings	90.2	30	Cliff Gray	111.7	177	Robs Lamplough	106.9
28	27	Dick Dixon	70.4	15	Matthew Wrigley	111.1	15	Matthew Wrigley	106.6
29	13	Stuart Kestenbaum	0.0	77	Mads Gravsen	111.1	19	Stephen King	106.6
30	18	William Cowing	0.0	177	Robs Lamplough	110.4	41	Paul Unsworth	106.6
31	35	Gislain Genecand	0.0	19	Stephen King	110.2	30	Cliff Gray	106.4
32	36	Rob Smith	0.0	199	John Evans	109.8	54	Alex Meek	106.4
33	37	Will Nuthall	0.0	47	Louis Hanjoul	109.7	26	John Slack	106.1
34	47	Louis Hanjoul	0.0	18	William Cowing	108.9	93	Rudolf Ernst	106.1
35	64	Benjamin Tusting	0.0	41	Paul Unsworth	108.8	99	Nicholas Arden	104.2
36	66	Andrew Wiggins	0.0	93	Rudolf Ernst	108.2	47	Louis Hanjoul	103.7
37	70	Daniel Stanzl	0.0	99	Nicholas Arden	106.5	18	William Cowing	103.4
38	99	Nicholas Arden	0.0	31	John Emery	104.2	31	John Emery	102.8
39	199	John Evans	0.0	39	Michael Richings	89.4	39	Michael Richings	86.0

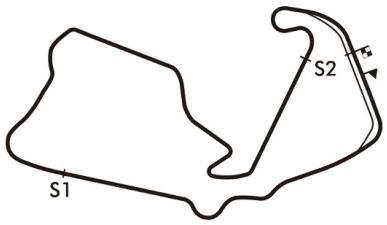

Session Start: 15:22:13 - Finish: 15:43:06
Weather/Track Conditions: Cloudy / Dry
Circuit: Silverstone Historic Grand Prix
Track Length: 5.857 Km - 3.6394 miles

Printed: 17-06-2018 - 15:48

Silverstone International Trophy - 16 - 17 Jun 2018

HSCC Historic Formula Ford supported by Carless Race Fuels with Vital Equipment

Race 12 - Lap Chart

Lap 1			Lap 2			Lap 3			Lap 4			Lap 5			Lap 6		
NO	Behind	Laptime	NO	Behind	Laptime	NO	Behind	Laptime	NO	Behind	Laptime	NO	Behind	Laptime	NO	Behind	Laptime
7		2:19.745	24		2:19.652	24		2:19.071	24		2:18.551	7		2:19.049	7		2:19.131
24	0.062	2:19.807	7	0.508	2:20.222	7	0.280	2:18.843	7	0.354	2:18.625	24	0.077	2:19.480	24	0.066	2:19.120
4	0.949	2:20.694	4	1.428	2:20.193	4	2.167	2:19.810	4	4.747	2:21.131	4	6.336	2:20.992	4	8.154	2:20.949
37	2.307	2:22.052	37	4.526	2:21.933	37	6.716	2:21.261	37	9.433	2:21.268	73	11.232	2:20.808	73	14.081	2:21.980
73	2.386	2:22.131	35	4.953	2:22.154	35	6.788	2:20.906	73	9.827	2:21.218	37	11.271	2:21.241	37	14.127	2:21.987
35	2.513	2:22.258	73	5.059	2:22.387	73	7.160	2:21.172	35	9.909	2:21.672	77	12.143	2:21.041	17	14.852	2:20.886
17	3.581	2:23.326	17	6.247	2:22.380	77	8.312	2:20.965	77	10.505	2:20.744	17	13.097	2:21.239	77	15.239	2:22.227
77	3.954	2:23.699	77	6.418	2:22.178	17	9.001	2:21.825	17	11.261	2:20.811	36	15.184	2:22.728	43	17.557	2:20.787
13	3.990	2:23.735	13	6.841	2:22.565	13	9.356	2:21.586	36	11.859	2:20.576	13	15.666	2:23.099	36	18.021	2:21.968
36	5.055	2:24.800	36	7.488	2:22.147	36	9.834	2:21.417	13	11.970	2:21.165	43	15.901	2:20.237	13	18.118	2:21.583
70	5.310	2:25.055	70	7.926	2:22.330	70	10.328	2:21.473	70	13.483	2:21.706	70	16.875	2:22.795	70	18.880	2:21.136
15	5.869	2:25.614	141	9.055	2:22.746	141	12.655	2:22.671	43	15.067	2:19.956	141	20.251	2:22.859	64	23.689	2:19.691
141	6.023	2:25.768	58	10.662	2:22.864	43	13.662	2:19.700	141	16.795	2:22.691	64	23.129	2:20.651	141	24.157	2:23.037
58	7.512	2:27.257	15	12.982	2:26.827	58	15.603	2:24.012	58	19.495	2:22.443	58	23.806	2:23.714	58	27.780	2:23.105
49	9.130	2:28.875	43	13.033	2:21.047	49	18.339	2:23.560	64	21.881	2:21.135	35	23.891	2:33.385	49	34.859	2:24.994
20	9.419	2:29.164	49	13.850	2:24.434	64	19.297	2:21.587	49	24.116	2:24.328	49	28.996	2:24.283	20	37.821	2:24.750
96	10.091	2:29.836	20	14.701	2:24.996	20	20.460	2:24.830	20	26.670	2:24.761	20	32.202	2:24.935	66	40.559	2:24.556
66	10.459	2:30.204	96	16.410	2:26.033	66	22.844	2:25.364	66	29.401	2:25.108	66	35.134	2:25.136	89	41.273	2:23.888
54	11.429	2:31.174	66	16.551	2:25.806	96	23.052	2:25.713	96	29.966	2:25.465	97	35.904	2:24.381	96	42.759	2:25.924
43	11.700	2:31.445	64	16.781	2:23.603	54	23.660	2:25.212	54	30.702	2:25.593	96	35.966	2:25.403	97	43.192	2:26.419
50	11.806	2:31.551	54	17.519	2:25.804	50	25.137	2:25.554	97	30.926	2:23.517	89	36.516	2:23.722	54	43.625	2:25.836
177	12.494	2:32.239	50	18.654	2:26.562	97	25.960	2:24.297	89	32.197	2:23.331	54	36.920	2:25.621	50	43.740	2:25.180
97	12.738	2:32.483	97	20.734	2:27.710	89	27.417	2:24.739	50	32.234	2:25.648	50	37.691	2:24.860	46	46.676	2:24.803
64	12.892	2:32.637	177	21.237	2:28.457	177	28.942	2:26.776	46	35.089	2:24.232	46	41.004	2:25.318	8	52.132	2:25.807
8	14.066	2:33.811	8	21.405	2:27.053	8	29.253	2:26.919	8	37.715	2:27.013	8	45.456	2:27.144	19	54.924	2:27.291
19	16.038	2:35.783	89	21.749	2:24.315	46	29.408	2:24.682	177	38.754	2:28.363	19	46.764	2:26.862	177	55.583	2:27.273
89	17.148	2:36.893	46	23.797	2:25.828	19	32.145	2:26.175	19	39.305	2:25.711	177	47.441	2:28.090	26	1:01.039	2:26.888
46	17.683	2:37.428	19	25.041	2:28.717	26	36.388	2:28.039	26	45.021	2:27.184	26	53.282	2:27.664	27	1:03.755	2:26.455
26	18.358	2:38.103	26	27.420	2:28.776	41	39.162	2:28.448	27	47.954	2:26.918	27	56.431	2:27.880	41	1:06.701	2:27.900
30	18.575	2:38.320	30	29.239	2:30.378	27	39.587	2:27.593	41	49.122	2:28.511	41	57.932	2:28.213	93	1:07.718	2:26.573
18	19.571	2:39.316	41	29.785	2:29.611	30	40.607	2:30.439	30	51.847	2:29.791	93	1:00.276	2:27.487	30	1:12.237	2:29.276
41	19.888	2:39.633	27	31.065	2:30.224	93	41.419	2:28.438	93	52.192	2:29.324	30	1:02.092	2:29.648	47	1:19.872	2:27.531
93	20.328	2:40.073	93	32.052	2:31.438	18	48.265	2:32.682	47	1:01.989	2:29.543	47	1:11.472	2:28.886	18	1:23.746	2:29.966
27	20.555	2:40.300	18	34.654	2:34.797	47	50.997	2:33.328	18	1:02.637	2:32.923	18	1:12.911	2:29.677	199	1:32.591	2:33.848
199	22.404	2:42.149	47	36.740	2:33.412	199	51.656	2:33.756	199	1:04.945	2:31.840	199	1:17.874	2:32.332			
47	23.042	2:42.787	199	36.971	2:34.281	31	1:21.765	2:42.495	31	1:43.972	2:40.758	99	2:07.372	2:40.196			
31	34.236	2:53.981	31	58.341	2:43.819	99	1:23.732	2:41.434	99	1:46.579	2:41.398	31	2:18.165	2:53.596			
39	36.233	2:55.978	99	1:01.369	2:44.118	39	1:35.973	2:49.299	39	2:19.320	3:01.898						
99	36.965	2:56.710	39	1:05.745	2:49.226												

Session Start: 15:22:13 - Finish: 15:43:06
Weather/Track Conditions: Cloudy / Dry
Circuit: Silverstone Historic Grand Prix
Track Length: 5.857 Km - 3.6394 miles
Printed: 17-06-2018 - 15:48

MST
Results: www.mstworld.com. Live Timing: https://livetiming.getraceresults.com/mst. Email: timing@mstworld.com

Silverstone International Trophy - 16 - 17 Jun 2018

HSCC Historic Formula Ford supported by Carless Race Fuels with Vital Equipment

Race 12 - Lap Chart

Lap 7			Lap 8			Lap 9		
NO	Behind	Laptime	NO	Behind	Laptime	NO	Behind	Laptime
24		2:19.422	7		2:18.638	24		2:19.155
7	0.581	2:20.069	24	0.068	2:19.287	7	0.228	2:19.451
4	10.067	2:21.401	4	12.176	2:21.328	4	14.115	2:21.162
73	16.432	2:21.839	73	17.992	2:20.779	37	19.773	2:20.865
17	17.164	2:21.800	37	18.131	2:19.945	73	20.105	2:21.336
37	17.405	2:22.766	17	18.531	2:20.586	43	20.190	2:20.480
77	17.722	2:21.971	43	18.933	2:19.756	17	21.032	2:21.724
43	18.396	2:20.327	77	19.303	2:20.800	77	21.465	2:21.385
36	19.330	2:20.797	36	20.370	2:20.259	36	21.916	2:20.769
13	19.676	2:21.046	13	21.180	2:20.723	13	22.756	2:20.799
99	1 LAP	2:51.527	70	22.445	2:21.081	70	26.097	2:22.875
70	20.583	2:21.191	64	25.950	2:20.442	64	26.534	2:19.807
64	24.727	2:20.526	141	33.672	2:25.664	58	37.116	2:21.727
31	1 LAP	2:46.964	58	34.612	2:22.744	141	38.826	2:24.377
141	27.227	2:22.558	49	44.415	2:24.541	49	47.909	2:22.717
58	31.087	2:22.795	20	48.503	2:25.022	20	53.568	2:24.288
49	39.093	2:23.722	96	50.265	2:22.903	96	54.317	2:23.275
20	42.700	2:24.367	31	1 LAP	2:43.135	97	56.615	2:24.450
89	45.756	2:23.971	97	51.388	2:23.412	66	57.363	2:25.093
96	46.581	2:23.310	89	51.478	2:24.941	50	58.353	2:24.796
66	46.861	2:25.790	66	51.493	2:23.851	54	58.463	2:25.104
97	47.195	2:23.491	54	52.582	2:23.421	46	1:03.216	2:25.670
50	48.082	2:23.830	50	52.780	2:23.917	8	1:12.790	2:27.401
54	48.380	2:24.243	46	56.769	2:24.596	31	1 LAP	2:42.847
46	51.392	2:24.204	99	1 LAP	2:58.210	177	1:22.804	2:29.036
8	58.577	2:25.933	8	1:04.612	2:25.254	26	1:23.098	2:26.605
19	1:00.702	2:25.266	177	1:12.991	2:29.377	99	1 LAP	2:46.533
177	1:02.833	2:26.738	26	1:15.716	2:26.568	93	1:29.349	2:27.313
26	1:08.367	2:26.816	27	1:16.677	2:25.456	41	1:33.270	2:28.571
27	1:10.440	2:26.173	93	1:21.259	2:26.418	89	1:35.112	3:02.857
93	1:14.060	2:25.830	41	1:23.922	2:27.569	30	1:45.207	2:31.673
41	1:15.572	2:28.359	19	1:26.730	2:45.247	27	1:47.455	2:50.001
30	1:22.246	2:29.497	30	1:32.757	2:29.730	47	1:48.336	2:29.796
47	1:28.253	2:27.869	47	1:37.763	2:28.729	18	1:58.759	2:31.409
18	1:34.883	2:30.625	18	1:46.573	2:30.909	199	2:18.590	2:33.885
199	1:47.130	2:34.027	199	2:03.928	2:36.017			

Session Start: 15:22:13 - Finish: 15:43:06
Weather/Track Conditions: Cloudy / Dry
Circuit: Silverstone Historic Grand Prix
Track Length: 5.857 Km - 3.6394 miles
Printed: 17-06-2018 - 15:48

Results: www.mstworld.com. Live Timing: https://livetiming.getraceresults.com/mst. Email: timing@mstworld.com

Silverstone International Trophy - 16 - 17 Jun 2018

Pre '80 Endurance Challenge

Qualifying for Race 2 - Classification

Sheet No:

POS	NO	DRIVER/S	CLASS	CLASS POS	CAR MAKE / MODEL	TIME	ON	LAPS	GAP	DIFF	MPH
1	8	Dean Forward	INV	1	Mclaren M8F	1:59.738	3	4			109.42
2	1	Leo Voyazides	SP4	1	Lola T282	2:01.718	12	13	1.980	1.980	107.64
3	29	Mark Richardson	SP3	1	Lola T290	2:05.382	7	8	5.644	3.664	104.49
4	52	Robert Oldershaw	SP5	1	Lola T290	2:06.382	9	14	6.644	1.000	103.67
5	18	Nick Adams	SP2	1	March 717	2:06.969	12	12	7.231	0.587	103.19
6	34	Andrew Schryver	SP3	2	Chevron B26	2:07.836	10	11	8.098	0.867	102.49
7	50	Vicky Brooks-Bob Brooks	INV	2	Lola T212	2:08.152	13	13	8.414	0.316	102.24
8	88	Kevin Cooke	SP3	3	March 75S	2:08.948	6	9	9.210	0.796	101.60
9	17	Vic Nutter	SP3	4	Lola T296/7	2:13.432	8	12	13.694	4.484	98.19
10	27	John Sheldon	SP1	1	Chevron B16	2:14.240	7	9	14.502	0.808	97.60
11	72	Jonathan Loader	S20	1	Tiga SC80	2:17.445	10	11	17.707	3.205	95.32
12	192	Julian Thomas	SP1	2	Chevron B8	2:17.783	7	12	18.045	0.338	95.09
13	23	Ross Hyett	S20	2	Tiga SC83	2:18.349	11	12	18.611	0.566	94.70
14	79	Andreas Floth	S20	3	Lola T492	2:18.560	12	13	18.822	0.211	94.56
15	73	David Axisa	S20	4	Tiga SC79	2:19.422	8	12	19.684	0.862	93.97
16	46	Trevor Welsh	S20	5	Lola T492	2:21.435	12	13	21.697	2.013	92.63
17	92	Nick Lees	S20	6	Lola T492	2:26.080	11	12	26.342	4.645	89.69
18	44	Sandy Watson	SP1	3	Chevron B8	2:31.153	2	3	31.415	5.073	86.68
19	4	Anthony Taylor	SP2	2	McLaren M6B	2:51.208	2	4	51.470	20.055	76.53
20	14	John Spiers	SP3	5	Osella PA3			1			0.00

Car 88 - transponder working intermittently, please check position.

Session Start: 09:30:43 - Finish: 10:00:46
Weather/Track Conditions: Sun / Dry
Circuit: Silverstone Historic Grand Prix
Track Length: 5.857 Km - 3.6394 miles

These results are provisional until the conclusion of any judicial and technical matters.

Clerk of the Course:	Timekeeper:	Issued at:
Julian Floyd		

Silverstone International Trophy - 16 - 17 Jun 2018

Pre '80 Endurance Challenge

Qualifying for Race 2 - Sector Analysis

1	Leo Voyazides (SP4)								Lola T282								
lap	Sect-1	Speed	Sect-2	Speed	Sect-3	Speed	Laptime	Pit	lap	Sect-1	Speed	Sect-2	Speed	Sect-3	Speed	Laptime	Pit
1	Out	135.6	1:05.790	139.5	23.220	145.5	2:12.972		8	37.953	162.5	1:05.161	138.1	23.290	144.5	2:06.404	
2	39.098	162.5	1:01.548	140.1	22.941	146.5	2:03.587		9	40.869	127.8	1:10.818	124.5	23.978	144.9	2:15.665	
3	38.544	163.3	1:01.406	142.8	22.974	145.2	2:02.924		10	37.696	161.7	1:00.651	152.9	23.430	145.5	2:01.777	
4	37.180	163.3	1:01.032	149.1	23.582	140.5	2:01.794		11	37.778	162.1	1:02.051	149.5	23.362	143.6	2:03.191	
5	37.655	163.3	1:01.413	144.9	23.106	145.8	2:02.174		12	37.987	162.1	1:00.733	150.5	22.998	145.2	2:01.718	
6	37.408	162.9	1:01.815	144.3	23.654	142.7	2:02.877		13	37.882	160.2	1:03.163	139.8	23.642	138.2	2:04.687	
7	37.634	162.5	1:02.156	140.1	23.918	131.3	2:03.708		14								

4	Anthony Taylor (SP2)								McLaren M6B								
lap	Sect-1	Speed	Sect-2	Speed	Sect-3	Speed	Laptime	Pit	lap	Sect-1	Speed	Sect-2	Speed	Sect-3	Speed	Laptime	Pit
1	Out	101.5	1:24.922	109.1	30.755	100.3	2:47.851		3	54.915	111.8	1:25.505	100.3	32.611	99.9	2:53.031	
2	51.071	115.5	1:27.562	93.2	32.575	98.9	2:51.208		4	55.168	115.1	1:27.502	96.4	In		3:06.285	P

8	Dean Forward (INV)								Mclaren M8F								
lap	Sect-1	Speed	Sect-2	Speed	Sect-3	Speed	Laptime	Pit	lap	Sect-1	Speed	Sect-2	Speed	Sect-3	Speed	Laptime	Pit
1	Out	141.3	1:14.866	128.6	24.787	139.3	2:29.059		3	37.044	163.3	1:00.294	152.9	22.400	145.2	1:59.738	
2	40.239	163.7	1:04.173	151.8	22.776	151.5	2:07.188		4	37.006	164.5	1:09.563	81.2	In		2:32.775	P

14	John Spiers (SP3)								Osella PA3								
lap	Sect-1	Speed	Sect-2	Speed	Sect-3	Speed	Laptime	Pit	lap	Sect-1	Speed	Sect-2	Speed	Sect-3	Speed	Laptime	Pit
1	Out		2:17.661	31.6	In		4:13.490	P	2								

17	Vic Nutter (SP3)								Lola T296/7								
lap	Sect-1	Speed	Sect-2	Speed	Sect-3	Speed	Laptime	Pit	lap	Sect-1	Speed	Sect-2	Speed	Sect-3	Speed	Laptime	Pit
1	Out		1:26.521	107.2	28.105	107.6	2:44.672		7	42.900	138.9	1:06.544	132.4	25.072	125.0	2:14.516	
2	46.340	125.2	1:13.420	116.7	27.666	113.0	2:27.426		8	41.781	137.5	1:06.681	131.6	24.970	125.0	2:13.432	
3	44.073	137.8	1:10.317	127.3	25.911	121.6	2:20.301		9	42.121	139.5	1:06.826	130.8	25.351	124.8	2:14.298	
4	43.124	139.5	1:09.433	120.1	26.092	122.5	2:18.649		10	45.770	128.3	1:09.155	130.3	25.913	122.9	2:20.838	
5	43.070	139.8	1:09.841	94.4	In		2:32.722	P	11	42.409	140.1	1:06.996	129.6	25.021	125.7	2:14.426	
6	Out	137.2	1:10.661	102.6	26.749	118.3	4:24.353	P	12	42.087	139.5	1:06.530	132.1	24.964	122.7	2:13.581	

18	Nick Adams (SP2)								March 717								
lap	Sect-1	Speed	Sect-2	Speed	Sect-3	Speed	Laptime	Pit	lap	Sect-1	Speed	Sect-2	Speed	Sect-3	Speed	Laptime	Pit
1	Out	119.8	1:18.155	97.1	28.587	112.6	2:39.502		7	40.326	150.8	1:05.351	134.8	23.641	143.0	2:09.318	
2	45.807	132.6	1:12.484	123.8	25.894	126.0	2:24.185		8	39.617	143.7	1:04.708	127.8	23.725	140.8	2:08.050	
3	46.712	135.0	1:11.682	121.1	25.734	130.7	2:24.128		9	43.040	126.4	1:18.871	104.2	In		2:42.064	P
4	42.502	139.8	1:07.954	119.6	25.330	135.3	2:15.786		10	Out	109.5	1:11.533	124.5	24.784	133.4	5:10.091	P
5	41.616	148.8	1:06.875	129.6	25.224	136.4	2:13.715		11	41.157	145.3	1:07.336	133.2	23.633	142.7	2:12.126	
6	41.128	139.2	1:06.012	125.9	23.904	140.2	2:11.044		12	39.520	145.6	1:03.898	135.0	23.551	143.0	2:06.969	

23	Ross Hyett (S20)								Tiga SC83								
lap	Sect-1	Speed	Sect-2	Speed	Sect-3	Speed	Laptime	Pit	lap	Sect-1	Speed	Sect-2	Speed	Sect-3	Speed	Laptime	Pit
1	Out		1:30.046	94.4	30.025	102.3	2:53.917		7	44.797	117.5	1:09.492	109.8	26.105	107.6	2:20.394	
2	52.733	112.6	1:19.466	100.2	29.662	104.4	2:41.861		8	44.683	116.3	1:09.270	109.3	26.112	104.2	2:20.065	
3	51.009	112.4	1:20.245	108.1	28.046	107.3	2:39.300		9	44.278	116.5	1:10.157	81.2	In		2:40.660	P
4	46.428	115.7	1:10.997	110.9	26.568	107.8	2:23.993		10	Out	114.7	1:11.539	110.7	25.780	108.3	3:51.127	P
5	45.162	117.3	1:10.895	110.6	26.498	106.9	2:22.555		11	44.478	115.7	1:08.314	111.3	25.557	108.3	2:18.349	
6	44.865	116.5	1:10.029	109.7	26.100	106.8	2:20.994		12	44.041	116.9	1:08.741	110.9	25.876	106.8	2:18.658	

27	John Sheldon (SP1)								Chevron B16								
lap	Sect-1	Speed	Sect-2	Speed	Sect-3	Speed	Laptime	Pit	lap	Sect-1	Speed	Sect-2	Speed	Sect-3	Speed	Laptime	Pit
1	45.249	139.8	1:09.577	128.1	25.610	127.2	2:20.436		6	41.937	142.2	1:07.721	125.9	25.709	126.5	2:15.367	
2	42.844	142.8	1:08.780	132.1	25.638	124.6	2:17.262		7	42.217	140.7	1:06.590	132.1	25.433	127.2	2:14.240	
3	43.415	139.2	1:08.498	132.1	26.242	126.0	2:18.155		8	42.361	141.0	1:07.765	132.1	25.599	127.7	2:15.725	
4	43.453	138.9	1:09.205	127.1	In		2:30.553	P	9	46.302	125.9	1:14.039	116.7	In		2:37.475	P
5	Out	136.1	1:08.173	131.6	25.335	127.7	3:42.301	P	10								

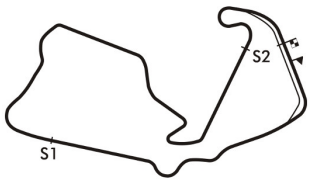

Session Start: 09:30:43 - Finish: 10:00:46
Weather/Track Conditions: Sun / Dry
Circuit: Silverstone Historic Grand Prix
Track Length: 5.857 Km - 3.6394 miles
Printed: 16-06-2018 - 10:06

MST

Silverstone International Trophy - 16 - 17 Jun 2018

Pre '80 Endurance Challenge

Qualifying for Race 2 - Sector Analysis

29 Mark Richardson (SP3) — Lola T290

lap	Sect-1	Speed	Sect-2	Speed	Sect-3	Speed	Laptime	Pit
1	Out	89.6	1:18.817	121.6	26.721	120.0	2:42.301	
2	45.683	93.7	1:10.056	114.5	25.419	122.5	2:21.158	
3	42.397	139.8	1:08.152	133.7	24.936	120.5	2:15.485	
4	42.115	140.4	1:10.425	96.7	28.068	103.2	2:20.608	
5	45.219	124.5	1:13.807	113.7	25.286	127.7	2:24.312	
6	39.991	144.3	1:03.759	136.4	23.218	130.7	2:06.968	
7	39.575	144.9	1:02.253	135.3	23.554	130.2	2:05.382	
8	39.470	144.3	1:09.612	96.6	In		2:28.805	P

34 Andrew Schryver (SP3) — Chevron B26

lap	Sect-1	Speed	Sect-2	Speed	Sect-3	Speed	Laptime	Pit
1	Out	117.9	1:21.447	109.8	26.346	122.5	2:37.161	
2	42.348	137.5	1:06.017	119.4	25.039	128.2	2:13.404	
3	43.110	118.6	1:16.601	97.0	28.029	121.6	2:27.740	
4	42.498	117.7	1:11.393	98.5	25.794	127.5	2:19.685	
5	40.636	142.2	1:08.613	125.7	24.737	113.2	2:13.986	
6	41.012	139.8	1:05.886	124.5	24.058	129.0	2:10.956	
7	44.156	116.5	1:15.564	94.0	In		2:40.126	P
8	Out	114.5	1:08.462	124.0	24.800	126.2	6:26.126	P
9	41.045	139.5	1:06.503	130.3	23.786	128.2	2:11.334	
10	39.834	141.0	1:04.198	133.2	23.804	110.5	2:07.836	
11	48.579	118.4	1:11.170	95.7	In		2:39.640	P
12								

44 Sandy Watson (SP1) — Chevron B8

lap	Sect-1	Speed	Sect-2	Speed	Sect-3	Speed	Laptime	Pit
1	Out	130.6	1:20.324	108.6	29.283	109.2	2:36.090	
2	48.231	125.9	1:15.574	117.3	27.348	115.8	2:31.153	
3	50.195	127.8	1:17.736	116.9	In		2:44.633	P
4								

46 Trevor Welsh (S20) — Lola T492

lap	Sect-1	Speed	Sect-2	Speed	Sect-3	Speed	Laptime	Pit
1	Out	112.4	1:20.771	104.9	28.677	105.6	2:39.639	
2	48.666	114.7	1:19.237	108.2	28.309	106.1	2:36.212	
3	47.509	115.1	1:14.487	109.3	27.193	105.4	2:29.189	
4	46.832	114.9	1:13.735	109.3	27.831	107.5	2:28.398	
5	45.694	116.7	1:13.871	108.9	26.845	105.1	2:26.410	
6	45.696	115.3	1:13.033	109.7	26.709	107.1	2:25.438	
7	45.614	115.5	1:13.513	110.2	26.999	105.4	2:26.126	
8	45.207	115.9	1:12.978	108.8	26.544	104.6	2:24.729	
9	44.871	114.9	1:11.950	108.8	26.553	105.1	2:23.374	
10	45.260	114.1	1:19.454	107.2	27.887	104.7	2:32.601	
11	45.245	114.5	1:11.268	110.2	26.398	105.6	2:22.911	
12	44.763	114.7	1:10.193	110.2	26.479	104.6	2:21.435	
13	45.478	114.7	1:11.010	104.7	26.721	105.2	2:23.209	
14								

50 V. Brooks/B. Brooks (INV) — Lola T212

lap	Sect-1	Speed	Sect-2	Speed	Sect-3	Speed	Laptime	Pit
1	Out	109.8	1:16.252	116.7	26.587		2:28.915	
2	43.388	138.9	1:10.079	115.1	26.593	116.2	2:20.060	
3	42.970	140.4	1:08.031	115.3	25.931	123.4	2:16.932	
4	41.921	144.3	1:07.611	124.0	24.853	126.0	2:14.385	
5	42.106	143.7	1:08.363	127.6	In		2:22.565	P
6	Out	133.9	1:08.779	130.1	24.064	131.3	4:35.905	P
7	40.242	144.0	1:05.217	125.7	23.939	132.6	2:09.398	
8	40.142	144.0	1:04.565	132.6	23.566	133.7	2:08.273	
9	40.767	143.1	1:06.736	128.1	24.147		2:11.650	
10	39.937	144.9	1:04.299	123.8	24.062	132.9	2:08.298	
11	40.376	144.3	1:04.513	135.0	24.908	132.1	2:09.797	
12	40.336	144.9	1:04.593	135.3	24.401		2:09.330	
13	40.111	145.6	1:04.347	137.0	23.694		2:08.152	
14								

52 Robert Oldershaw (SP5) — Lola T290

lap	Sect-1	Speed	Sect-2	Speed	Sect-3	Speed	Laptime	Pit
1	Out	130.6	1:10.392	120.7	25.269	126.2	2:22.873	
2	42.188	147.2	1:04.466	134.5	24.200	127.9	2:10.854	
3	39.936	146.5	1:03.052	134.8	24.271	127.9	2:07.259	
4	39.406	146.5	1:03.897	133.7	24.176	127.9	2:07.479	
5	39.213	146.5	1:03.142	135.8	24.069	127.7	2:06.424	
6	41.498	147.2	1:03.791	136.4	24.116	128.7	2:09.405	
7	39.393	146.5	1:03.864	136.7	23.960	129.0	2:07.217	
8	39.582	146.5	1:03.054	136.1	24.011	129.0	2:06.647	
9	39.362	146.2	1:02.928	135.6	24.092	127.9	2:06.382	
10	39.788	139.5	1:05.218	134.5	24.320	127.2	2:09.326	
11	39.823	145.9	1:04.187	136.4	24.728	127.0	2:08.738	
12	39.846	146.8	1:03.495	136.1	24.288	127.5	2:07.629	
13	39.857	146.8	1:03.724	137.2	24.376	127.7	2:07.957	
14	39.485	146.5	1:03.700	136.4	24.094	128.2	2:07.279	

72 Jonathan Loader (S20) — Tiga SC80

lap	Sect-1	Speed	Sect-2	Speed	Sect-3	Speed	Laptime	Pit
1	Out	101.1	1:18.455	103.2	28.248	107.6	2:40.177	
2	45.991	119.0	1:15.700	103.2	27.516	110.7	2:29.207	
3	44.245	119.8	1:09.676	114.9	26.164	111.1	2:20.085	
4	50.076	105.4	1:14.071	104.4	26.734	111.7	2:30.881	
5	43.919	121.8	1:13.961	99.4	27.312	110.5	2:25.192	
6	43.822	121.8	1:08.078	114.3	25.707	111.3	2:17.607	
7	43.904	121.8	1:08.684	113.7	In		2:28.509	P
8	Out	119.2	1:08.330	113.6	25.454	112.0	7:30.909	P
9	43.669	121.8	1:09.069	113.7	25.853	112.2	2:18.591	
10	43.972	121.1	1:07.965	114.9	25.508	111.8	2:17.445	
11	47.903	121.1	1:10.437	111.8	In		2:37.114	P
12								

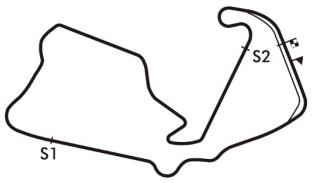

Session Start: 09:30:43 - Finish: 10:00:46
Weather/Track Conditions: Sun / Dry
Circuit: Silverstone Historic Grand Prix
Track Length: 5.857 Km - 3.6394 miles
Printed: 16-06-2018 - 10:06

MST

Silverstone International Trophy - 16 - 17 Jun 2018

Pre '80 Endurance Challenge

Qualifying for Race 2 - Sector Analysis

73 David Axisa (S20) — Tiga SC79

lap	Sect-1	Speed	Sect-2	Speed	Sect-3	Speed	Laptime	Pit	lap	Sect-1	Speed	Sect-2	Speed	Sect-3	Speed	Laptime	Pit
1	Out	112.6	1:15.370	104.9	28.658	111.7	2:34.748		7	43.818	121.8	1:09.603	115.9	26.549	115.6	2:19.970	
2	45.162	119.6	1:11.617	110.0	26.533	115.0	2:23.312		8	44.355	120.3	1:09.133	114.9	25.934	116.0	2:19.422	
3	44.718	122.5	1:10.963	114.5	26.290	115.0	2:21.971		9	43.844	121.6	1:08.286	115.3	34.248	81.1	2:26.378	
4	44.224	122.2	1:11.022	112.6	In		2:34.738	P	10	49.251	103.1	1:18.737	107.4	26.669	115.2	2:34.657	
5	Out	101.7	1:19.352	102.0	27.286	114.4	4:08.085	P	11	43.972	121.6	1:09.665	115.5	26.307	116.2	2:19.944	
6	43.689	122.7	1:10.580	111.1	26.715	112.8	2:20.984		12	49.670	107.9	1:22.251	87.7	In		2:55.319	P

79 Andreas Floth (S20) — Lola T492

lap	Sect-1	Speed	Sect-2	Speed	Sect-3	Speed	Laptime	Pit	lap	Sect-1	Speed	Sect-2	Speed	Sect-3	Speed	Laptime	Pit
1	Out	103.2	1:20.793	106.2	28.022	106.9	2:42.706		8	44.681	121.4	1:09.402	113.4	26.353	109.8	2:20.436	
2	47.122	116.1	1:12.735	110.9	26.428	109.6	2:26.285		9	44.020	120.3	1:09.630	113.9	26.041	110.2	2:19.691	
3	44.401	120.3	1:15.114	109.5	26.789	108.3	2:26.304		10	43.603	121.1	1:10.122	113.2	26.271	109.6	2:19.996	
4	44.421	121.1	1:09.711	113.6	26.361	110.3	2:20.493		11	44.154	120.5	1:10.328	112.6	26.087	111.5	2:20.569	
5	43.601	121.8	1:09.462	113.2	26.053	109.6	2:19.116		12	43.895	122.9	1:08.485	115.7	26.180	110.7	2:18.560	
6	47.938	114.1	1:22.848	113.0	26.347	110.0	2:37.133		13	44.978	120.7	1:09.431	113.6	26.197	109.8	2:20.606	
7	44.007	122.0	1:10.159	113.9	26.109	110.2	2:20.275		14								

88 Kevin Cooke (SP3) — March 75S

lap	Sect-1	Speed	Sect-2	Speed	Sect-3	Speed	Laptime	Pit	lap	Sect-1	Speed	Sect-2	Speed	Sect-3	Speed	Laptime	Pit
1	Out		1:12.714	101.5	26.777		2:31.485		6	40.375	143.1	1:04.595	135.8	23.978		2:08.948	
2	40.540	143.7	1:05.722	133.7	24.202		2:10.464		7				133.9	24.002		2:09.659	
3				132.9	24.193		2:10.337		8	39.576	146.2	1:05.708	136.1	24.358		2:09.642	
4	41.043		5:25.758	116.9	25.312		6:32.113	P	9				131.3	24.536		2:12.508	
5	40.891	143.7	1:05.366		24.130		2:10.387		10								

92 Nick Lees (S20) — Lola T492

lap	Sect-1	Speed	Sect-2	Speed	Sect-3	Speed	Laptime	Pit	lap	Sect-1	Speed	Sect-2	Speed	Sect-3	Speed	Laptime	Pit
1	Out	99.4	1:24.227	104.7	28.508	102.6	2:46.956		7	46.656	112.2	1:13.407	106.7	27.058	104.6	2:27.121	
2	50.033	110.9	1:18.455	103.6	28.443	102.3	2:36.931		8	46.342	111.7	1:13.667	106.7	27.035	105.2	2:27.044	
3	49.505	111.3	1:16.797	106.0	27.919	103.1	2:34.221		9	46.391	111.8	1:13.349	107.9	26.917	105.6	2:26.657	
4	48.853	112.8	1:16.653	106.2	27.692	103.9	2:33.198		10	46.175	112.2	1:12.623	107.0	27.865	104.1	2:26.663	
5	47.803	113.9	1:16.613	106.4	27.655	104.2	2:32.071		11	46.211	111.8	1:13.038	108.2	26.831	106.6	2:26.080	
6	47.427	112.2	1:13.987	107.0	27.357	105.4	2:28.771		12	46.154	111.7	1:13.714	107.7	27.294	103.2	2:27.162	

192 Julian Thomas (SP1) — Chevron B8

lap	Sect-1	Speed	Sect-2	Speed	Sect-3	Speed	Laptime	Pit	lap	Sect-1	Speed	Sect-2	Speed	Sect-3	Speed	Laptime	Pit
1	44.205	132.9	1:10.293	125.9	25.921	120.0	2:20.419		7	43.372	133.2	1:08.830	126.1	25.581	121.3	2:17.783	
2	43.955	132.4	1:09.450	126.4	26.577	119.6	2:19.982		8	43.334	133.2	1:09.131	126.6	25.640	120.7	2:18.105	
3	44.604	133.2	1:09.833	124.7	26.068	119.6	2:20.505		9	43.411	133.2	1:10.217	123.4	26.010	120.9	2:19.638	
4	44.081	133.7	1:09.849	127.1	25.902	119.8	2:19.832		10	43.593	132.4	1:08.797	126.1	25.607	120.9	2:17.997	
5	43.859	133.9	1:08.717	127.1	25.624	120.5	2:18.200		11	43.509	132.4	1:08.675	126.9	25.902	121.3	2:18.086	
6	43.510	133.2	1:08.617	126.6	25.799	121.1	2:17.926		12	43.481	132.9	1:10.192	125.2	25.808	119.6	2:19.481	

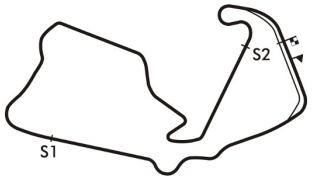

Session Start: 09:30:43 - Finish: 10:00:46
Weather/Track Conditions: Sun / Dry
Circuit: Silverstone Historic Grand Prix
Track Length: 5.857 Km - 3.6394 miles
Printed: 16-06-2018 - 10:06

Silverstone International Trophy - 16 - 17 Jun 2018

Pre '80 Endurance Challenge

Qualifying for Race 2 - Best Sector Times

	SECTOR 1			SECTOR 2			SECTOR 3		
	NO	TIME	LAP	NO	TIME	LAP	NO	TIME	LAP
1	8	37.006	4	8	1:00.294	3	8	22.400	3
2	1	37.180	4	1	1:00.651	10	1	22.941	2
3	52	39.213	5	29	1:02.253	7	29	23.218	6
4	29	39.470	8	52	1:02.928	9	18	23.551	12
5	18	39.520	12	18	1:03.898	12	50	23.566	8
6	88	39.576	8	34	1:04.198	10	34	23.786	9
7	34	39.834	10	50	1:04.299	10	52	23.960	7
8	50	39.937	10	88	1:04.595	6	88	23.978	6
9	17	41.781	8	17	1:06.530	12	17	24.964	12
10	27	41.937	6	27	1:06.590	7	27	25.335	5
11	192	43.334	8	72	1:07.965	10	72	25.454	8
12	79	43.601	5	73	1:08.286	9	23	25.557	11
13	72	43.669	9	23	1:08.314	11	192	25.581	7
14	73	43.689	6	79	1:08.485	12	73	25.934	8
15	23	44.041	12	192	1:08.617	6	79	26.041	9
16	46	44.763	12	46	1:10.193	12	46	26.398	11
17	92	46.154	12	92	1:12.623	10	92	26.831	11
18	44	48.231	2	44	1:15.574	2	44	27.348	2
19	4	51.071	2	4	1:24.922	1	4	30.755	1
20	14			14	2:17.661	1	14		
21	54			54			54		

IDEAL / BEST LAP COMPARISON

NO	NAME	BEST	IN	IDEAL	DIFF
8	Dean Forward	1:59.738	3	1:59.700	+0.038
1	Leo Voyazides	2:01.718	12	2:00.772	+0.946
29	Mark Richardson	2:05.382	7	2:04.941	+0.441
52	Robert Oldershaw	2:06.382	9	2:06.101	+0.281
18	Nick Adams	2:06.969	12	2:06.969	+0.000
34	Andrew Schryver	2:07.836	10	2:07.818	+0.018
50	V. Brooks/B. Brooks	2:08.152	13	2:07.802	+0.350
88	Kevin Cooke	2:08.948	6	2:08.149	+0.799
17	Vic Nutter	2:13.432	8	2:13.275	+0.157
27	John Sheldon	2:14.240	7	2:13.862	+0.378
72	Jonathan Loader	2:17.445	10	2:17.088	+0.357
192	Julian Thomas	2:17.783	7	2:17.532	+0.251
23	Ross Hyett	2:18.349	11	2:17.912	+0.437
79	Andreas Floth	2:18.560	12	2:18.127	+0.433
73	David Axisa	2:19.422	8	2:17.909	+1.513
46	Trevor Welsh	2:21.435	12	2:21.354	+0.081
92	Nick Lees	2:26.080	11	2:25.608	+0.472
44	Sandy Watson	2:31.153	2	2:31.153	+0.000
4	Anthony Taylor	2:51.208	2	2:46.748	+4.460
14	John Spiers				+

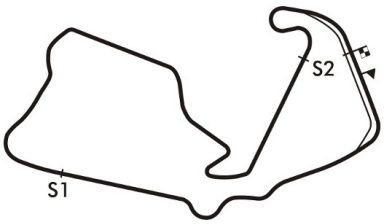

Session Start: 09:30:43 - Finish: 10:00:46
Weather/Track Conditions: Sun / Dry
Circuit: Silverstone Historic Grand Prix
Track Length: 5.857 Km - 3.6394 miles

Printed: 16-06-2018 - 10:07

Silverstone International Trophy - 16 - 17 Jun 2018

Pre '80 Endurance Challenge

Qualifying for Race 2 - Best Sector Speeds

	NO	SECTOR 1	MPH	NO	SECTOR 2	MPH	NO	SECTOR 3	MPH
1	8	Dean Forward	164.5	1	Leo Voyazides	152.9	8	Dean Forward	151.5
2	1	Leo Voyazides	163.3	8	Dean Forward	152.9	1	Leo Voyazides	146.5
3	18	Nick Adams	150.8	52	Robert Oldershaw	137.2	18	Nick Adams	143.0
4	52	Robert Oldershaw	147.2	50	V. Brooks/B. Brooks	137.0	50	V. Brooks/B. Brooks	133.7
5	88	Kevin Cooke	146.2	29	Mark Richardson	136.4	29	Mark Richardson	130.7
6	50	V. Brooks/B. Brooks	145.6	88	Kevin Cooke	136.1	34	Andrew Schryver	129.0
7	29	Mark Richardson	144.9	18	Nick Adams	135.0	52	Robert Oldershaw	129.0
8	27	John Sheldon	142.8	34	Andrew Schryver	133.2	27	John Sheldon	127.7
9	34	Andrew Schryver	142.2	17	Vic Nutter	132.4	17	Vic Nutter	125.7
10	17	Vic Nutter	140.1	27	John Sheldon	132.1	192	Julian Thomas	121.3
11	192	Julian Thomas	133.9	192	Julian Thomas	127.1	73	David Axisa	116.2
12	44	Sandy Watson	130.6	44	Sandy Watson	117.3	44	Sandy Watson	115.8
13	79	Andreas Floth	122.9	73	David Axisa	115.9	72	Jonathan Loader	112.2
14	73	David Axisa	122.7	79	Andreas Floth	115.7	79	Andreas Floth	111.5
15	72	Jonathan Loader	121.8	72	Jonathan Loader	114.9	23	Ross Hyett	108.3
16	23	Ross Hyett	117.5	23	Ross Hyett	111.3	46	Trevor Welsh	107.5
17	46	Trevor Welsh	116.7	46	Trevor Welsh	110.2	92	Nick Lees	106.6
18	4	Anthony Taylor	115.5	4	Anthony Taylor	109.1	4	Anthony Taylor	100.3
19	92	Nick Lees	113.9	92	Nick Lees	108.2	14	John Spiers	0.0
20	14	John Spiers	0.0	14	John Spiers	31.6	54	Charlie Besley	0.0
21	54	Charlie Besley	0.0	54	Charlie Besley	0.0	88	Kevin Cooke	0.0

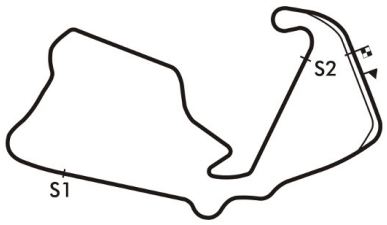

Session Start: 09:30:43 - Finish: 10:00:46
Weather/Track Conditions: Sun / Dry
Circuit: Silverstone Historic Grand Prix
Track Length: 5.857 Km - 3.6394 miles

Printed: 16-06-2018 - 10:14

Silverstone International Trophy - 16 - 17 Jun 2018

Pre '80 Endurance Challenge

Race 2 - Starting Grid - AMENDED

Sheet No:

Start Time : 14:10 - Heat Duration : 30 Minutes

10	20	54	Besley-Besley	19	14	John Spiers	
9	18	4	Anthony Taylor	17	44	S. Watson / M. O'Connell	
8	16	92	Nick Lees	15	46	Trevor Welsh	
7	14	73	David Axisa	13	79	Andreas Floth	
6	12	23	Ross Hyett	11	192	Julian Thomas	
5	10	72	Jonathan Loader	9	27	John Sheldon	
4	8	17	Vic Nutter	7	88	Kevin Cooke	
3	6	50	V. Brooks/B. Brooks	5	34	Andrew Schryver	
2	4	18	Nick Adams	3	52	Robert Oldershaw	
1	2	29	Mark Richardson	1	1	Leo Voyazides	
ROW						Pole Left	

Cars 14 & 54 allowed to start. Car 8 withdrawn.

Circuit: Silverstone Historic Grand Prix
Track Length: 5.857 Km - 3.6394 miles

These results are provisional until the conclusion of any judicial and technical matters.

Clerk of the Course:	Timekeeper:	Issued at:
Julian Floyd		

Silverstone International Trophy - 16 - 17 Jun 2018

Pre '80 Endurance Challenge

Race 2 - Classification

Sheet No:

POS	NO	DRIVER/S	CLASS	CLASS POS	CAR MAKE / MODEL	TIME	LAPS	GAP	DIFF	MPH	BEST	ON
1	1	Leo Voyazides	SP4	1	Lola T282	31:30.621	15	-- 15 laps		103.9	2:03.999	11
2	29	Mark Richardson	SP3	1	Lola T290	32:18.683	15	48.062	48.062	101.3	2:07.536	9
3	18	Nick Adams	SP2	1	March 717	32:27.359	15	56.738	8.676	100.9	2:05.960	15
4	88	Kevin Cooke	SP3	2	March 75S	32:59.783	15	1:29.162	32.424	99.26	2:08.601	9
5	50	Vicky Brooks	INV	1	Lola T212	33:06.059	15	1:35.438	6.276	98.95	2:10.036	11
6	34	Andrew Schryver	SP3	3	Chevron B26	33:35.236	15	2:04.615	29.177	97.52	2:09.365	8
7	17	Vic Nutter	SP3	4	Lola T296/7	31:38.110	14	-- 14 laps	21.932	96.63	2:12.938	14
8	27	John Sheldon	SP1	1	Chevron B16	32:08.410	14	30.300	30.300	95.11	2:15.305	10
9	72	Jonathan Loader	S20	1	Tiga SC80	32:46.657	14	1:08.547	38.247	93.26	2:17.321	3
10	73	David Axisa	S20	2	Tiga SC79	32:47.357	14	1:09.247	0.700	93.23	2:16.998	7
11	23	Ross Hyett	S20	3	Tiga SC83	32:50.139	14	1:12.029	2.782	93.10	2:18.828	14
12	192	Julian Thomas	SP1	2	Chevron B8	33:13.082	14	1:34.972	22.943	92.03	2:20.576	9
13	54	Hugo Besley	S20	4	Tiga SC82	33:15.059	14	1:36.949	1.977	91.94	2:19.825	5
14	79	Andreas Floth	S20	5	Lola T492	33:23.701	14	1:45.591	8.642	91.54	2:17.882	13
15	46	Trevor Welsh	S20	6	Lola T492	33:27.203	14	1:49.093	3.502	91.38	2:21.469	5
16	92	Nick Lees	S20	7	Lola T492	32:21.333	13	-- 13 laps	1:17.003	87.73	2:26.319	12
17	4	Anthony Taylor	SP2	2	McLaren M6B	33:36.926	12	-- 12 laps	3:43.710	77.94	2:37.433	2
		---------- NOT CLASSIFIED ----------										
DNF	52	Robert Oldershaw	SP5		Lola T290	6:24.535	3	-- 3 laps --		102.2	2:06.410	2
DNF	14	John Spiers	SP3		Osella PA3							

---------- FASTEST LAP SUMMARY ----------

NO	DRIVER/S	CLASS	CAR MAKE / MODEL	FASTEST LAP	ON	MPH
1	Leo Voyazides	SP4	Lola T282	2:03.999	11	105.66
18	Nick Adams	SP2	March 717	2:05.960	15	104.02
52	Robert Oldershaw	SP5	Lola T290	2:06.410	2	103.64
29	Mark Richardson	SP3	Lola T290	2:07.536	9	102.73
50	Vicky Brooks	INV	Lola T212	2:10.036	11	100.75
27	John Sheldon	SP1	Chevron B16	2:15.305	10	96.83
73	David Axisa	S20	Tiga SC79	2:16.998	7	95.63

Session Start: 14:13:42 - Finish: 14:45:12
Weather/Track Conditions: Cloudy / Dry
Circuit: Silverstone Historic Grand Prix
Track Length: 5.857 Km - 3.6394 miles

These results are provisional until the conclusion of any judicial and technical matters.

Clerk of the Course:	Timekeeper:	Issued at:
Julian Floyd		

Silverstone International Trophy - 16 - 17 Jun 2018

Pre '80 Endurance Challenge

Race 2 - Sector Analysis

1	Leo Voyazides (SP4)								Lola T282							
lap	Sect-1	Speed	Sect-2	Speed	Sect-3	Speed	Laptime	Pit	lap	Sect-1	Speed	Sect-2	Speed	Sect-3	Speed	Laptime	Pit
1		166.5	1:03.851	138.4	23.663	143.6	2:09.504		9	38.954	162.1	1:04.244	143.7	25.828	143.6	2:09.026	
2	39.118	159.0	1:03.095	141.0	23.784	142.0	2:05.997		10	38.944	155.7	1:03.437	139.8	23.648	142.4	2:06.029	
3	38.884	160.5	1:02.697	149.1	23.489	142.7	2:05.070		11	38.183	161.7	1:02.273	139.8	23.543	143.6	2:03.999	
4	38.901	159.8	1:03.239	146.8	23.556	143.0	2:05.696		12	38.704	161.7	1:02.445	142.8	23.669	141.7	2:04.818	
5	38.684	160.9	1:03.619	150.1	23.470	143.9	2:05.773		13	38.618	160.2	1:03.310	142.2	23.463	143.3	2:05.391	
6	38.842	159.4	1:02.926	137.2	23.921	140.5	2:05.689		14	37.974	162.9	1:02.076	146.5	24.236	143.3	2:04.286	
7	38.822	157.9	1:03.015	144.9	23.554	143.9	2:05.391		15	38.931	157.9	1:03.272	134.2	24.582	133.7	2:06.785	
8	40.170	159.8	1:03.079	137.5	23.918	143.9	2:07.167		16								

4	Anthony Taylor (SP2)								McLaren M6B							
lap	Sect-1	Speed	Sect-2	Speed	Sect-3	Speed	Laptime	Pit	lap	Sect-1	Speed	Sect-2	Speed	Sect-3	Speed	Laptime	Pit
1		108.1	1:17.588	116.1	28.614	113.6	2:41.980		7	55.343	108.9	1:27.754	99.3	32.078	95.3	2:55.175	
2	48.143	123.4	1:19.631	111.5	29.659	105.9	2:37.433		8	54.914	114.7	1:26.772	106.9	30.911	100.4	2:52.597	
3	50.219	127.8	1:22.350	105.7	29.818	110.3	2:42.387		9	52.583	112.0	1:25.851	97.8	31.084	102.8	2:49.518	
4	51.230	123.4	1:23.555	105.8	29.804	108.3	2:44.589		10	54.049	112.2	1:25.693	106.0	30.583	100.6	2:50.325	
5	53.707	112.2	1:24.764	99.7	30.963	105.9	2:49.434		11	53.709	111.7	1:26.923	97.0	31.068	103.2	2:51.700	
6	51.939	110.4	1:25.208	101.5	30.833	104.6	2:47.980		12	55.833	98.3	1:26.305	100.5	31.670	95.2	2:53.808	

14	John Spiers (SP3)								Osella PA3							
lap	Sect-1	Speed	Sect-2	Speed	Sect-3	Speed	Laptime	Pit	lap	Sect-1	Speed	Sect-2	Speed	Sect-3	Speed	Laptime	Pit

17	Vic Nutter (SP3)								Lola T296/7							
lap	Sect-1	Speed	Sect-2	Speed	Sect-3	Speed	Laptime	Pit	lap	Sect-1	Speed	Sect-2	Speed	Sect-3	Speed	Laptime	Pit
1		135.3	1:09.881	123.1	25.704		2:24.802		8	43.257	137.0	1:07.320	129.3	25.380	123.2	2:15.957	
2	42.804	139.5	1:08.529	121.1	25.730	121.8	2:17.063		9	42.555	136.7	1:06.897	129.3	25.144	125.0	2:14.596	
3	44.107	138.1	1:08.100	131.6	25.253	122.0	2:17.460		10	42.005	139.8	1:06.264	131.6	25.260	125.3	2:13.529	
4	42.831	135.6	1:07.105	132.1	25.020	126.5	2:14.956		11	41.974	138.1	1:06.271	132.6	25.130	124.3	2:13.375	
5	42.658	137.8	1:07.224	132.9	25.056	125.0	2:14.938		12	42.458	135.3	1:06.855	131.8	25.459	121.6	2:14.772	
6	42.374	138.1	1:06.866	133.2	24.873	122.2	2:14.113		13	42.325	137.2	1:06.696	114.1	25.533	123.4	2:14.554	
7	43.245	137.5	1:06.948	130.3	24.864	126.7	2:15.057		14	41.519	138.7	1:06.483	131.3	24.936	124.6	2:12.938	

18	Nick Adams (SP2)								March 717							
lap	Sect-1	Speed	Sect-2	Speed	Sect-3	Speed	Laptime	Pit	lap	Sect-1	Speed	Sect-2	Speed	Sect-3	Speed	Laptime	Pit
1		146.2	1:07.115	120.3	24.508	138.5	2:16.786		9	39.450	159.4	1:06.060	132.4	23.706	142.7	2:09.216	
2	40.645	147.8	1:05.209	130.8	24.006	141.4	2:09.860		10	40.033	157.5	1:04.014	141.0	23.500	144.5	2:07.547	
3	40.376	150.8	1:04.536	131.6	24.417	139.0	2:09.329		11	39.028	162.9	1:18.626	116.3	25.400	133.7	2:23.054	
4	39.816	157.9	1:04.199	133.7	23.964	143.0	2:07.979		12	40.597	152.2	1:05.387	133.2	23.846	140.8	2:09.830	
5	39.064	159.4	1:03.988	134.2	24.313	140.2	2:07.365		13	39.731	151.5	1:03.705	137.2	23.820	144.2	2:07.256	
6	40.370	159.8	1:03.878	132.9	23.936	143.3	2:08.184		14	40.980	157.9	1:04.622	133.4	23.845	140.2	2:09.447	
7	39.191	157.9	1:04.213	136.1	24.328	135.3	2:07.732		15	39.157	153.2	1:03.148	141.0	23.655	142.0	2:05.960	
8	40.063	158.3	1:04.003	139.2	23.748	142.0	2:07.814		16								

23	Ross Hyett (S20)								Tiga SC83							
lap	Sect-1	Speed	Sect-2	Speed	Sect-3	Speed	Laptime	Pit	lap	Sect-1	Speed	Sect-2	Speed	Sect-3	Speed	Laptime	Pit
1		116.9	1:10.614	111.3	26.221	106.9	2:27.504		8	46.889	118.1	1:09.797	110.4	26.664	110.5	2:23.350	
2	44.922	115.9	1:09.627	109.3	26.282	106.2	2:20.831		9	45.115	118.1	1:09.838	112.6	26.002	108.2	2:20.955	
3	44.886	115.9	1:09.295	110.6	26.354		2:20.535		10	44.355	119.8	1:09.122	113.0	25.996	107.5	2:19.473	
4	44.782	116.1	1:09.389	110.0	26.198		2:20.369		11	45.051	118.4	1:08.572	112.0	25.725	108.9	2:19.348	
5	44.644	115.5	1:09.573	110.9	26.085	106.6	2:20.302		12	44.458	117.9	1:08.352	112.0	26.026	109.2	2:18.836	
6	44.555	115.5	1:08.955	110.4	25.944	105.7	2:19.454		13	45.680	116.5	1:09.210	110.9	25.736	110.0	2:20.626	
7	44.622	115.7	1:09.187	110.4	25.919	105.6	2:19.728		14	44.348	116.9	1:08.655	111.1	25.825	108.9	2:18.828	

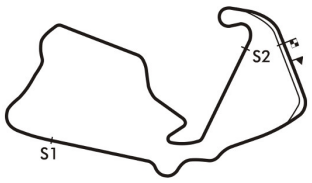

Session Start: 14:13:42 - Finish: 14:45:12
Weather/Track Conditions: Cloudy / Dry
Circuit: Silverstone Historic Grand Prix
Track Length: 5.857 Km - 3.6394 miles
Printed: 16-06-2018 - 14:55

MST
Results: www.mstworld.com. Live Timing: https://livetiming.getraceresults.com/mst. Email: timing@mstworld.com

Silverstone International Trophy - 16 - 17 Jun 2018

Pre '80 Endurance Challenge

Race 2 - Sector Analysis

27	John Sheldon (SP1)								Chevron B16							
lap	Sect-1	Speed	Sect-2	Speed	Sect-3	Speed	Laptime	Pit	lap	Sect-1	Speed	Sect-2	Speed	Sect-3	Speed	Laptime	Pit
1		138.9	1:10.485	129.8	25.863	126.0	2:23.369		8	44.297	138.4	1:08.166	130.8	25.540	125.5	2:18.003	
2	43.323	138.4	1:08.942	130.1	25.946	124.6	2:18.211		9	42.343	140.1	1:07.972	131.6	25.466	123.4	2:15.781	
3	43.923	138.7	1:08.721	120.9	26.545	124.6	2:19.189		10	42.715	140.4	1:06.819	132.4	25.771	125.3	2:15.305	
4	43.541	139.8	1:08.843	130.8	25.797	125.0	2:18.181		11	42.590	141.0	1:07.811	123.6	26.345	122.5	2:16.746	
5	42.697	139.2	1:08.363	131.1	25.437	125.7	2:16.497		12	43.129	140.7	1:09.531	130.1	25.743	125.3	2:18.403	
6	43.201	138.9	1:08.003	128.6	25.756	126.2	2:16.960		13	42.710	140.4	1:07.900	129.6	25.982	124.6	2:16.592	
7	43.240	139.5	1:09.102	130.8	25.653	125.0	2:17.995		14	43.201	139.8	1:08.237	132.1	25.740	123.6	2:17.178	

29	Mark Richardson (SP3)								Lola T290							
lap	Sect-1	Speed	Sect-2	Speed	Sect-3	Speed	Laptime	Pit	lap	Sect-1	Speed	Sect-2	Speed	Sect-3	Speed	Laptime	Pit
1		152.2	1:05.155	136.1	24.358	130.5	2:11.556		9	39.926	144.3	1:03.922	136.4	23.688	128.4	2:07.536	
2	40.636	143.1	1:04.027	134.2	24.110	130.2	2:08.773		10	40.159	144.0	1:04.702	136.7	24.054	129.2	2:08.915	
3	39.829	142.2	1:04.730	135.0	24.191	129.0	2:08.750		11	40.467	143.7	1:03.828	137.0	24.039	128.2	2:08.334	
4	39.773	143.4	1:04.331	136.1	23.892	129.2	2:07.996		12	40.466	136.7	1:05.177	134.8	24.265	127.0	2:09.908	
5	39.827	143.7	1:04.140	135.8	24.080	129.0	2:08.047		13	40.385	142.8	1:05.044	134.5	24.463	127.9	2:09.892	
6	40.380	143.1	1:04.543	136.1	23.953	130.5	2:08.876		14	42.429	142.2	1:05.207	134.5	24.623	127.2	2:12.259	
7	39.898	143.4	1:04.366	132.9	24.043	127.9	2:08.307		15	40.844	141.9	1:04.716	137.0	24.468	126.5	2:10.028	
8	41.340	143.1	1:04.119	136.7	24.047	129.0	2:09.506		16								

34	Andrew Schryver (SP3)								Chevron B26							
lap	Sect-1	Speed	Sect-2	Speed	Sect-3	Speed	Laptime	Pit	lap	Sect-1	Speed	Sect-2	Speed	Sect-3	Speed	Laptime	Pit
1		137.8	1:08.078	128.1	24.445	127.0	2:19.118		9	41.764	123.6	1:06.524	126.4	24.197	127.9	2:12.485	
2	41.941	137.0	1:06.926	131.3	24.346	113.2	2:13.213		10	41.687	139.5	1:05.823	128.3	25.368	114.6	2:12.878	
3	42.203	136.7	1:06.801	126.9	24.789	123.6	2:13.793		11	42.286	138.7	1:05.718	129.1	24.476	126.7	2:12.480	
4	42.237	136.7	1:06.486	126.1	24.503	129.2	2:13.226		12	42.820	128.6	1:08.413	124.7	25.762	117.6	2:16.995	
5	41.456	142.2	1:06.727	122.0	25.112	128.2	2:13.295		13	44.851	134.5	1:08.560	123.1	25.444	119.1	2:18.855	
6	41.088	139.5	1:05.617	132.1	24.085	127.7	2:10.790		14	45.150	132.4	1:08.989	120.1	25.685	120.7	2:19.824	
7	41.355	137.2	1:04.541	129.8	23.965	127.5	2:09.861		15	44.717	137.2	1:08.336	123.4	26.005	119.1	2:19.058	
8	40.919	140.1	1:04.438	130.1	24.008	127.2	2:09.365		16								

46	Trevor Welsh (S20)								Lola T492							
lap	Sect-1	Speed	Sect-2	Speed	Sect-3	Speed	Laptime	Pit	lap	Sect-1	Speed	Sect-2	Speed	Sect-3	Speed	Laptime	Pit
1		100.5	1:13.595	110.9	26.955	106.6	2:34.774		8	44.923	115.7	1:11.100	109.3	26.435	105.9	2:22.458	
2	45.821	116.3	1:11.301	109.1	26.595	106.1	2:23.717		9	44.517	115.5	1:11.268	109.8	27.510	105.7	2:23.295	
3	45.217	115.7	1:11.474	110.2	26.476	106.1	2:23.167		10	44.854	115.5	1:11.869	105.4	27.026	106.2	2:23.749	
4	44.887	115.9	1:11.187	109.3	26.705	105.4	2:22.779		11	44.521	116.3	1:10.441	109.7	26.527	106.2	2:21.489	
5	44.689	116.1	1:10.152	110.0	26.628	104.4	2:21.469		12	45.650	116.1	1:09.997	109.3	26.669	104.9	2:22.316	
6	45.308	114.7	1:10.071	109.7	26.320	106.2	2:21.699		13	45.678	115.5	1:09.489	108.8	26.593	106.2	2:21.760	
7	45.210	115.3	1:09.666	109.8	26.782	105.2	2:21.658		14	45.539	115.9	1:10.607	109.5	26.727	104.1	2:22.873	

50	Vicky Brooks (INV)								Lola T212							
lap	Sect-1	Speed	Sect-2	Speed	Sect-3	Speed	Laptime	Pit	lap	Sect-1	Speed	Sect-2	Speed	Sect-3	Speed	Laptime	Pit
1		144.6	1:07.631	134.2	24.479	129.2	2:18.243		9	41.036	147.2	1:06.216	132.9	24.337	129.5	2:11.589	
2	41.482	145.9	1:07.111	133.9	24.489		2:13.082		10	40.831	147.2	1:06.601	133.4	24.187	125.0	2:11.619	
3	41.655	146.2	1:07.013	131.1	24.801	125.3	2:13.469		11	40.774	148.5	1:05.378	136.4	23.884	131.8	2:10.036	
4	41.883	145.9	1:07.471	126.1	24.903	128.2	2:14.257		12	41.112	147.2	1:05.635	138.1	23.803		2:10.550	
5	41.273	144.6	1:08.018	130.8	24.619	128.2	2:13.910		13	40.232	145.3	1:07.032	137.5	23.521	132.3	2:10.785	
6	41.575	139.2	1:06.011	135.6	23.900	130.7	2:11.486		14	41.260	146.2	1:06.007	134.8	24.401	129.5	2:11.668	
7	40.777	145.9	1:06.022	135.3	24.135	130.2	2:10.934		15	41.609	143.7	1:05.166	137.2	24.159	127.7	2:10.934	
8	42.162	148.1	1:06.893	135.6	24.442		2:13.497		16								

52	Robert Oldershaw (SP5)								Lola T290							
lap	Sect-1	Speed	Sect-2	Speed	Sect-3	Speed	Laptime	Pit	lap	Sect-1	Speed	Sect-2	Speed	Sect-3	Speed	Laptime	Pit
1		146.5	1:04.668	136.1	24.005	129.7	2:11.447		3	39.597	145.9	1:03.045	135.8	24.036	129.0	2:06.678	
2	39.917	145.9	1:02.615	136.1	23.878	129.7	2:06.410		4								

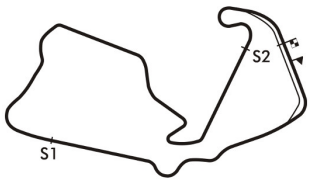

Session Start: 14:13:42 - Finish: 14:45:12
Weather/Track Conditions: Cloudy / Dry
Circuit: Silverstone Historic Grand Prix
Track Length: 5.857 Km - 3.6394 miles
Printed: 16-06-2018 - 14:55

Silverstone International Trophy - 16 - 17 Jun 2018

Pre '80 Endurance Challenge

Race 2 - Sector Analysis

54	Hugo Besley (S20)								Tiga SC82								
lap	Sect-1	Speed	Sect-2	Speed	Sect-3	Speed	Laptime	Pit	lap	Sect-1	Speed	Sect-2	Speed	Sect-3	Speed	Laptime	Pit
1		102.6	1:13.645	110.9	26.534	108.2	2:34.185		8	44.182	119.2	1:11.014	113.7	26.286	108.9	2:21.482	
2	45.623	117.1	1:10.577	111.8	26.544	108.3	2:22.744		9	44.232	117.9	1:10.424	112.2	27.470	108.0	2:22.126	
3	44.728	117.9	1:10.348	111.8	26.033	108.5	2:21.109		10	44.340	115.7	1:09.765	111.5	26.365	109.4	2:20.470	
4	45.039	118.1	1:11.341	112.2	27.138	107.6	2:23.518		11	44.719	118.6	1:11.538	113.7	26.384	109.4	2:22.641	
5	44.557	118.4	1:09.182	113.0	26.086	108.9	2:19.825		12	44.464	118.8	1:10.335	112.8	26.533	110.3	2:21.332	
6	43.839	119.6	1:10.201	113.0	26.595	110.9	2:20.635		13	44.206	118.6	1:10.722	113.2	26.168	108.9	2:21.096	
7	45.225	117.7	1:10.485	113.2	26.617	108.2	2:22.327		14	45.399	117.5	1:09.819	112.0	26.351	108.2	2:21.569	

72	Jonathan Loader (S20)								Tiga SC80								
lap	Sect-1	Speed	Sect-2	Speed	Sect-3	Speed	Laptime	Pit	lap	Sect-1	Speed	Sect-2	Speed	Sect-3	Speed	Laptime	Pit
1		94.1	1:09.784	113.4	25.602	110.9	2:43.390		8	44.316	120.1	1:07.655	115.9	25.980	113.0	2:17.951	
2	45.426	120.5	1:08.303	113.9	25.560	111.7	2:19.289		9	44.659	121.6	1:09.737	114.9	25.986	111.3	2:20.382	
3	43.936	120.7	1:07.505	114.3	25.880	111.3	2:17.321		10	45.203	118.1	1:08.361	113.9	25.873	111.5	2:19.437	
4	43.723	122.0	1:08.634	114.7	25.679	112.6	2:18.036		11	45.215	120.3	1:07.965	115.1	25.713	111.8	2:18.893	
5	43.774	120.7	1:10.180	115.3	25.527	111.3	2:19.481		12	44.076	121.1	1:08.722	115.1	25.930	112.2	2:18.728	
6	44.130	120.5	1:08.022	114.3	25.655	111.8	2:17.807		13	44.458	120.7	1:09.410	115.3	25.813	111.8	2:19.681	
7	44.708	120.1	1:08.078	114.5	25.544	111.7	2:18.330		14	43.664	120.5	1:08.563	115.5	25.704	111.3	2:17.931	

73	David Axisa (S20)								Tiga SC79								
lap	Sect-1	Speed	Sect-2	Speed	Sect-3	Speed	Laptime	Pit	lap	Sect-1	Speed	Sect-2	Speed	Sect-3	Speed	Laptime	Pit
1		121.1	1:10.943	116.1	26.763	114.0	2:28.516		8	46.089	120.5	1:10.109	115.5	26.020	116.2	2:22.218	
2	45.561	124.3	1:11.056	117.1	26.069	115.8	2:22.686		9	44.862	122.5	1:10.413	112.4	25.866	115.8	2:21.141	
3	44.831	123.8	1:10.854	116.9	26.172	115.4	2:21.857		10	44.187	122.5	1:09.062	115.5	26.123	117.4	2:19.372	
4	45.187	120.3	1:10.091	116.3	26.008	116.0	2:21.286		11	45.253	124.3	1:08.522	118.6	25.522	117.0	2:19.297	
5	43.959	122.2	1:08.196	116.7	25.842	113.4	2:17.997		12	43.787	125.2	1:09.432	110.7	25.818	117.0	2:19.037	
6	44.889	121.4	1:08.919	117.3	25.758	116.0	2:19.566		13	44.652	121.6	1:08.598	116.9	25.785	116.6	2:19.035	
7	43.448	123.6	1:07.898	116.3	25.652	115.8	2:16.998		14	44.258	122.2	1:08.103	115.7	25.990	116.6	2:18.351	

79	Andreas Floth (S20)								Lola T492								
lap	Sect-1	Speed	Sect-2	Speed	Sect-3	Speed	Laptime	Pit	lap	Sect-1	Speed	Sect-2	Speed	Sect-3	Speed	Laptime	Pit
1		117.7	1:10.587	115.7	27.286	108.7	2:29.322		8	44.090	120.9	1:08.715	114.5	25.707	110.2	2:18.512	
2	45.182	122.5	1:11.718	112.0	25.976	110.7	2:22.876		9	43.767	121.8	1:09.166	113.7	25.735	110.2	2:18.668	
3	44.146	122.9	1:10.884	114.1	26.276	110.9	2:21.306		10	43.666	122.0	1:10.162	110.6	25.939	109.4	2:19.767	
4	45.080	121.6	1:11.359	114.5	26.849	111.3	2:23.288		11	44.117	121.1	1:20.958	114.3	25.720	109.4	2:30.795	
5	45.102	115.7	1:11.283	116.1	26.341	110.3	2:22.726		12	43.760	122.0	1:08.732	114.1	25.895	109.6	2:18.387	
6	45.209	121.1	1:09.923	113.6	27.034	110.2	2:22.166		13	43.955	121.8	1:07.851	114.5	26.076	106.9	2:17.882	
7	45.549	119.4	1:27.428	112.4	25.810	109.2	2:38.787		14	44.563	120.3	1:08.821	113.7	25.835	110.2	2:19.219	

88	Kevin Cooke (SP3)								March 75S								
lap	Sect-1	Speed	Sect-2	Speed	Sect-3	Speed	Laptime	Pit	lap	Sect-1	Speed	Sect-2	Speed	Sect-3	Speed	Laptime	Pit
1		141.3	1:07.080	134.5	24.357	130.5	2:18.471		9	40.548	143.4	1:04.139	135.8	23.914	127.5	2:08.601	
2	41.565	145.3	1:07.058	132.9	24.687	130.0	2:13.310		10	40.281	143.1	1:04.712	134.2	23.817	127.7	2:08.810	
3	41.856	144.9	1:06.759	130.6	24.515	125.3	2:13.130		11	40.624	143.7	1:06.315	131.8	24.361	126.2	2:11.300	
4	41.967	144.9	1:06.621	133.7	23.733	127.9	2:12.321		12	41.599	142.8	1:06.723	133.7	24.288	127.0	2:12.610	
5	41.176	142.5	1:05.733	132.1	23.951	127.9	2:10.860		13	40.979	144.0	1:05.265	134.8	24.053	129.5	2:10.297	
6	40.773	142.5	1:06.877	133.2	24.169	125.7	2:11.819		14	41.274	142.8	1:05.860	130.8	24.913	124.6	2:12.047	
7	41.113	138.9	1:05.395	133.9	23.969	127.9	2:10.477		15	44.141	141.9	1:06.678	133.9	24.494	124.3	2:15.313	
8	42.146	142.8	1:04.249	134.2	24.022	127.0	2:10.417		16								

92	Nick Lees (S20)								Lola T492								
lap	Sect-1	Speed	Sect-2	Speed	Sect-3	Speed	Laptime	Pit	lap	Sect-1	Speed	Sect-2	Speed	Sect-3	Speed	Laptime	Pit
1		103.9	1:16.109	106.0	27.581	103.6	2:39.056		8	46.726	112.4	1:14.057	108.8	27.426	104.1	2:28.209	
2	48.515	110.6	1:15.415	106.9	27.669	104.2	2:31.599		9	46.459	112.0	1:13.589	107.2	27.372	104.9	2:27.420	
3	48.076	110.7	1:14.407	106.9	27.345	104.1	2:29.828		10	46.164	113.2	1:13.019	108.4	27.867	104.7	2:27.050	
4	47.312	111.7	1:14.417	108.1	27.484	104.2	2:29.213		11	46.582	111.8	1:13.866	107.9	27.500	103.7	2:27.948	
5	47.325	111.1	1:14.020	108.8	27.493	103.9	2:28.838		12	46.119	112.0	1:12.855	108.4	27.345	105.9	2:26.319	
6	47.126	111.1	1:13.982	106.9	27.839	103.2	2:28.947		13	46.758	111.1	1:13.761	107.2	27.598	105.2	2:28.117	
7	47.252	111.7	1:14.089	108.2	27.448	104.2	2:28.789		14								

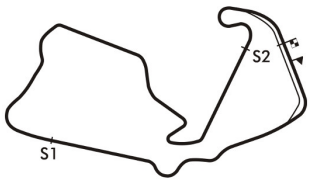

Session Start: 14:13:42 - Finish: 14:45:12
Weather/Track Conditions: Cloudy / Dry
Circuit: Silverstone Historic Grand Prix
Track Length: 5.857 Km - 3.6394 miles
Printed: 16-06-2018 - 14:55

Silverstone International Trophy - 16 - 17 Jun 2018

Pre '80 Endurance Challenge

Race 2 - Sector Analysis

192	Julian Thomas (SP1)								Chevron B8								
lap	Sect-1	Speed	Sect-2	Speed	Sect-3	Speed	Laptime	Pit	lap	Sect-1	Speed	Sect-2	Speed	Sect-3	Speed	Laptime	Pit
1		131.3	1:12.623	123.6	27.088	116.4	2:28.349		8	44.989	132.6	1:10.479	126.1	26.023	120.2	2:21.491	
2	44.775	133.2	1:10.924	126.1	26.281	117.9	2:21.980		9	44.239	133.2	1:10.501	126.1	25.836	119.8	2:20.576	
3	44.635	133.2	1:11.250	124.7	26.175	117.9	2:22.060		10	44.212	133.2	1:11.695	123.1	26.133	119.8	2:22.040	
4	45.227	132.4	1:11.933	126.6	26.473	120.0	2:23.633		11	45.787	132.1	1:10.621	126.6	26.134	119.6	2:22.542	
5	44.616	132.9	1:11.243	128.3	26.711	119.1	2:22.570		12	44.547	133.4	1:11.244	124.3	26.336	120.0	2:22.127	
6	44.631	132.4	1:11.217	124.5	26.265	119.4	2:22.113		13	44.687	132.9	1:09.835	125.9	26.247	118.3	2:20.769	
7	45.057	132.6	1:10.467	124.5	26.426	117.0	2:21.950		14	44.849	131.1	1:09.754	126.1	26.279	119.8	2:20.882	

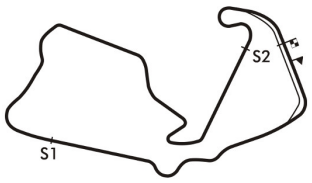

Session Start: 14:13:42 - Finish: 14:45:12
Weather/Track Conditions: Cloudy / Dry
Circuit: Silverstone Historic Grand Prix
Track Length: 5.857 Km - 3.6394 miles

Printed: 16-06-2018 - 14:55

Results: www.mstworld.com. Live Timing: https://livetiming.getraceresults.com/mst. Email: timing@mstworld.com

Silverstone International Trophy - 16 - 17 Jun 2018

Pre '80 Endurance Challenge

Race 2 - Best Sector Times

	SECTOR 1			SECTOR 2			SECTOR 3		
	NO	TIME	LAP	NO	TIME	LAP	NO	TIME	LAP
1	1	37.974	14	1	1:02.076	14	1	23.463	13
2	18	39.028	11	52	1:02.615	2	18	23.500	10
3	52	39.597	3	18	1:03.148	15	50	23.521	13
4	29	39.773	4	29	1:03.828	11	29	23.688	9
5	50	40.232	13	88	1:04.139	9	88	23.733	4
6	88	40.281	10	34	1:04.438	8	52	23.878	2
7	34	40.919	8	50	1:05.166	15	34	23.965	7
8	17	41.519	14	17	1:06.264	10	17	24.864	7
9	27	42.343	9	27	1:06.819	10	27	25.437	5
10	73	43.448	7	72	1:07.505	3	73	25.522	11
11	72	43.664	14	79	1:07.851	13	72	25.527	5
12	79	43.666	10	73	1:07.898	7	79	25.707	8
13	54	43.839	6	23	1:08.352	12	23	25.725	11
14	192	44.212	10	54	1:09.182	5	192	25.836	9
15	23	44.348	14	46	1:09.489	13	54	26.033	3
16	46	44.517	9	192	1:09.754	14	46	26.320	6
17	92	46.119	12	92	1:12.855	12	92	27.345	3
18	4	48.143	2	4	1:17.588	1	4	28.614	1
19	14			14			14		

IDEAL / BEST LAP COMPARISON

NO	NAME	BEST	IN	IDEAL	DIFF
1	Leo Voyazides	2:03.999	11	2:03.513	+0.486
18	Nick Adams	2:05.960	15	2:05.676	+0.284
29	Mark Richardson	2:07.536	9	2:07.289	+0.247
88	Kevin Cooke	2:08.601	9	2:08.153	+0.448
34	Andrew Schryver	2:09.365	8	2:09.322	+0.043
50	Vicky Brooks	2:10.036	11	2:08.919	+1.117
17	Vic Nutter	2:12.938	14	2:12.647	+0.291
27	John Sheldon	2:15.305	10	2:14.599	+0.706
73	David Axisa	2:16.998	7	2:16.868	+0.130
72	Jonathan Loader	2:17.321	3	2:16.696	+0.625
79	Andreas Floth	2:17.882	13	2:17.224	+0.658
23	Ross Hyett	2:18.828	14	2:18.425	+0.403
54	Hugo Besley	2:19.825	5	2:19.054	+0.771
192	Julian Thomas	2:20.576	9	2:19.802	+0.774
46	Trevor Welsh	2:21.469	5	2:20.326	+1.143
92	Nick Lees	2:26.319	12	2:26.319	+0.000
4	Anthony Taylor	2:37.433	2	2:34.345	+3.088
52	Robert Oldershaw	2:06.410	2	2:06.090	+0.320
14	John Spiers				+

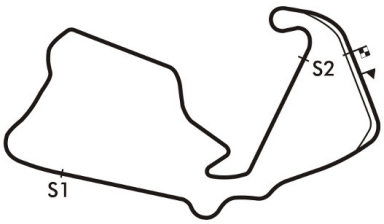

Session Start: 14:13:42 - Finish: 14:45:12
Weather/Track Conditions: Cloudy / Dry
Circuit: Silverstone Historic Grand Prix
Track Length: 5.857 Km - 3.6394 miles

Printed: 16-06-2018 - 14:55

Silverstone International Trophy - 16 - 17 Jun 2018

Pre '80 Endurance Challenge

Race 2 - Best Sector Speeds

	NO	SECTOR 1	MPH	NO	SECTOR 2	MPH	NO	SECTOR 3	MPH
1	1	Leo Voyazides	166.5	1	Leo Voyazides	150.1	18	Nick Adams	144.5
2	18	Nick Adams	162.9	18	Nick Adams	141.0	1	Leo Voyazides	143.9
3	29	Mark Richardson	152.2	50	Vicky Brooks	138.1	50	Vicky Brooks	132.3
4	50	Vicky Brooks	148.5	29	Mark Richardson	137.0	29	Mark Richardson	130.5
5	52	Robert Oldershaw	146.5	52	Robert Oldershaw	136.1	88	Kevin Cooke	130.5
6	88	Kevin Cooke	145.3	88	Kevin Cooke	135.8	52	Robert Oldershaw	129.7
7	34	Andrew Schryver	142.2	17	Vic Nutter	133.2	34	Andrew Schryver	129.2
8	27	John Sheldon	141.0	27	John Sheldon	132.4	17	Vic Nutter	126.7
9	17	Vic Nutter	139.8	34	Andrew Schryver	132.1	27	John Sheldon	126.2
10	192	Julian Thomas	133.4	192	Julian Thomas	128.3	192	Julian Thomas	120.2
11	4	Anthony Taylor	127.8	73	David Axisa	118.6	73	David Axisa	117.4
12	73	David Axisa	125.2	4	Anthony Taylor	116.1	4	Anthony Taylor	113.6
13	79	Andreas Floth	122.9	79	Andreas Floth	116.1	72	Jonathan Loader	113.0
14	72	Jonathan Loader	122.0	72	Jonathan Loader	115.9	79	Andreas Floth	111.3
15	23	Ross Hyett	119.8	54	Hugo Besley	113.7	54	Hugo Besley	110.9
16	54	Hugo Besley	119.6	23	Ross Hyett	113.0	23	Ross Hyett	110.5
17	46	Trevor Welsh	116.3	46	Trevor Welsh	110.9	46	Trevor Welsh	106.6
18	92	Nick Lees	113.2	92	Nick Lees	108.8	92	Nick Lees	105.9
19	14	John Spiers	0.0	14	John Spiers	0.0	14	John Spiers	0.0

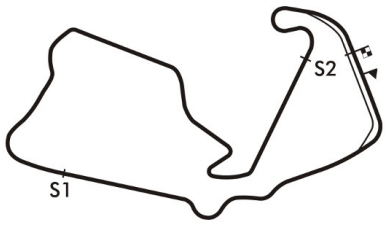

Session Start: 14:13:42 - Finish: 14:45:12
Weather/Track Conditions: Cloudy / Dry
Circuit: Silverstone Historic Grand Prix
Track Length: 5.857 Km - 3.6394 miles

Printed: 16-06-2018 - 14:55

Silverstone International Trophy - 16 - 17 Jun 2018

Pre '80 Endurance Challenge

Race 2 - Lap Chart

Lap 1			Lap 2			Lap 3			Lap 4			Lap 5			Lap 6		
NO	Behind	Laptime	NO	Behind	Laptime	NO	Behind	Laptime	NO	Behind	Laptime	NO	Behind	Laptime	NO	Behind	Laptime
1		2:09.504	1		2:05.997	1		2:05.070	1		2:05.696	1		2:05.773	1		2:05.689
52	1.943	2:11.447	52	2.356	2:06.410	52	3.964	2:06.678	29	10.808	2:07.996	29	13.082	2:08.047	92	1 LAP	2:28.838
29	2.052	2:11.556	29	4.828	2:08.773	29	8.508	2:08.750	18	17.687	2:07.979	4	1 LAP	2:44.589	29	16.269	2:08.876
18	7.282	2:16.786	18	11.145	2:09.860	18	15.404	2:09.329	88	30.965	2:12.321	18	19.279	2:07.365	18	21.774	2:08.184
50	8.739	2:18.243	50	15.824	2:13.082	50	24.223	2:13.469	50	32.784	2:14.257	88	36.052	2:10.860	88	42.182	2:11.819
88	8.967	2:18.471	88	16.280	2:13.310	88	24.340	2:13.130	34	33.083	2:13.226	34	40.605	2:13.295	34	45.706	2:10.790
34	9.614	2:19.118	34	16.830	2:13.213	34	25.553	2:13.793	17	48.014	2:14.956	50	40.921	2:13.910	50	46.718	2:11.486
27	13.865	2:23.369	27	26.079	2:18.211	17	38.754	2:17.460	27	52.683	2:18.181	17	57.179	2:14.938	4	1 LAP	2:49.434
17	15.298	2:24.802	17	26.364	2:17.063	27	40.198	2:19.189	23	1:02.972	2:20.369	27	1:03.407	2:16.497	17	1:05.603	2:14.113
23	18.000	2:27.504	23	32.834	2:20.831	23	48.299	2:20.535	73	1:08.078	2:21.286	23	1:17.501	2:20.302	27	1:14.678	2:16.960
192	18.845	2:28.349	192	34.828	2:21.980	192	51.818	2:22.060	192	1:09.755	2:23.633	73	1:20.302	2:17.997	23	1:31.266	2:19.454
73	19.012	2:28.516	73	35.701	2:22.686	73	52.488	2:21.857	79	1:10.525	2:23.288	72	1:25.477	2:19.481	73	1:34.179	2:19.566
79	19.818	2:29.322	79	36.697	2:22.876	79	52.933	2:21.306	72	1:11.769	2:18.036	192	1:26.552	2:22.570	72	1:37.595	2:17.807
54	24.681	2:34.185	54	41.428	2:22.744	54	57.467	2:21.109	54	1:15.289	2:23.518	79	1:27.478	2:22.726	192	1:42.976	2:22.113
46	25.270	2:34.774	46	42.990	2:23.717	72	59.429	2:17.321	46	1:18.170	2:22.779	54	1:29.341	2:19.825	79	1:43.955	2:22.166
92	29.552	2:39.056	72	47.178	2:19.289	46	1:01.087	2:23.167	92	1:43.429	2:29.213	46	1:33.866	2:21.469	54	1:44.287	2:20.635
4	32.476	2:41.980	92	55.154	2:31.599	92	1:19.912	2:29.828							46	1:49.876	2:21.699
72	33.886	2:43.390	4	1:03.912	2:37.433	4	1:41.229	2:42.387									

Session Start: 14:13:42 - Finish: 14:45:12
Weather/Track Conditions: Cloudy / Dry
Circuit: Silverstone Historic Grand Prix
Track Length: 5.857 Km - 3.6394 miles
Printed: 16-06-2018 - 14:52

MST
Results: www.mstworld.com. Live Timing: https://livetiming.getraceresults.com/mst. Email: timing@mstworld.com

Silverstone International Trophy - 16 - 17 Jun 2018

Pre '80 Endurance Challenge

Race 2 - Lap Chart

Lap 7			Lap 8			Lap 9			Lap 10			Lap 11			Lap 12		
NO	Behind	Laptime	NO	Behind	Laptime	NO	Behind	Laptime	NO	Behind	Laptime	NO	Behind	Laptime	NO	Behind	Laptime
1		2:05.391	1		2:07.167	1		2:09.026	1		2:06.029	1		2:03.999	1		2:04.818
29	19.185	2:08.307	79	1 LAP	2:38.787	192	1 LAP	2:21.491	72	1 LAP	2:20.382	72	1 LAP	2:19.437	27	1 LAP	2:16.746
18	24.115	2:07.732	29	21.524	2:09.506	54	1 LAP	2:21.482	73	1 LAP	2:21.141	73	1 LAP	2:19.372	29	32.345	2:09.908
92	1 LAP	2:28.947	18	24.762	2:07.814	46	1 LAP	2:22.458	23	1 LAP	2:20.955	23	1 LAP	2:19.473	72	1 LAP	2:18.893
88	47.268	2:10.477	92	1 LAP	2:28.789	4	2 LAPS	2:55.175	192	1 LAP	2:20.576	29	27.255	2:08.334	73	1 LAP	2:19.297
34	50.176	2:09.861	88	50.518	2:10.417	79	1 LAP	2:18.512	54	1 LAP	2:22.126	192	1 LAP	2:22.040	23	1 LAP	2:19.348
50	52.261	2:10.934	34	52.374	2:09.365	29	20.034	2:07.536	29	22.920	2:08.915	54	1 LAP	2:20.470	18	50.537	2:09.830
17	1:15.269	2:15.057	50	58.591	2:13.497	18	24.952	2:09.216	18	26.470	2:07.547	18	45.525	2:23.054	192	1 LAP	2:22.542
27	1:27.282	2:17.995	17	1:24.059	2:15.957	88	50.093	2:08.601	46	1 LAP	2:23.295	79	1 LAP	2:19.767	54	1 LAP	2:22.641
4	1 LAP	2:47.980	27	1:38.118	2:18.003	34	55.833	2:12.485	79	1 LAP	2:18.668	46	1 LAP	2:23.749	46	1 LAP	2:21.489
23	1:45.603	2:19.728	73	2:00.837	2:22.218	50	1:01.154	2:11.589	88	52.874	2:08.810	88	1:00.175	2:11.300	88	1:07.967	2:12.610
73	1:45.786	2:16.998	72	2:01.318	2:17.951	92	1 LAP	2:28.209	34	1:02.682	2:12.878	34	1:11.163	2:12.480	79	1 LAP	2:30.795
72	1:50.534	2:18.330	23	2:01.786	2:23.350	17	1:29.629	2:14.596	4	2 LAPS	2:52.597	50	1:12.781	2:10.036	50	1:18.513	2:10.550
192	1:59.535	2:21.950				27	1:44.873	2:15.781	50	1:06.744	2:11.619	17	1:46.505	2:13.375	34	1:23.340	2:16.995
54	2:01.223	2:22.327							92	1 LAP	2:27.420	92	1 LAP	2:27.050	17	1:56.459	2:14.772
46	2:06.143	2:21.658							17	1:37.129	2:13.529	4	2 LAPS	2:49.518			
									27	1:54.149	2:15.305						

Session Start: 14:13:42 - Finish: 14:45:12
Weather/Track Conditions: Cloudy / Dry
Circuit: Silverstone Historic Grand Prix
Track Length: 5.857 Km - 3.6394 miles
Printed: 16-06-2018 - 14:52

MST
Results: www.mstworld.com. Live Timing: https://livetiming.getraceresults.com/mst. Email: timing@mstworld.com

Silverstone International Trophy - 16 - 17 Jun 2018

Pre '80 Endurance Challenge

Race 2 - Lap Chart

Lap 13			Lap 14			Lap 15		
NO	Behind	Laptime	NO	Behind	Laptime	NO	Behind	Laptime
1		2:05.391	1		2:04.286	1		2:06.785
92	2 LAPS	2:27.948	17	1 LAP	2:14.554	17	1 LAP	2:12.938
27	1 LAP	2:18.403	27	1 LAP	2:16.592	27	1 LAP	2:17.178
4	3 LAPS	2:50.325	92	2 LAPS	2:26.319	29	48.062	2:10.028
29	36.846	2:09.892	29	44.819	2:12.259	92	2 LAPS	2:28.117
72	1 LAP	2:18.728	18	57.563	2:09.447	18	56.738	2:05.960
73	1 LAP	2:19.037	72	1 LAP	2:19.681	72	1 LAP	2:17.931
23	1 LAP	2:18.836	73	1 LAP	2:19.035	73	1 LAP	2:18.351
18	52.402	2:07.256	23	1 LAP	2:20.626	23	1 LAP	2:18.828
192	1 LAP	2:22.127	4	3 LAPS	2:51.700	88	1:29.162	2:15.313
54	1 LAP	2:21.332	88	1:20.634	2:12.047	50	1:35.438	2:10.934
88	1:12.873	2:10.297	192	1 LAP	2:20.769	192	1 LAP	2:20.882
46	1 LAP	2:22.316	54	1 LAP	2:21.096	54	1 LAP	2:21.569
50	1:23.907	2:10.785	50	1:31.289	2:11.668	79	1 LAP	2:19.219
79	1 LAP	2:18.387	46	1 LAP	2:21.760	46	1 LAP	2:22.873
34	1:36.804	2:18.855	79	1 LAP	2:17.882	34	2:04.615	2:19.058
			34	1:52.342	2:19.824	4	3 LAPS	2:53.808

Session Start: 14:13:42 - Finish: 14:45:12
Weather/Track Conditions: Cloudy / Dry
Circuit: Silverstone Historic Grand Prix
Track Length: 5.857 Km - 3.6394 miles
Printed: 16-06-2018 - 14:52

MST
Results: www.mstworld.com. Live Timing: https://livetiming.getraceresults.com/mst. Email: timing@mstworld.com

Silverstone International Trophy - 16 - 17 Jun 2018

Pre '80 Endurance Challenge

Race 7 - Starting Grid - AMENDED

Sheet No:

Start Time : 10:20 - Heat Duration : 30 Minutes

10				19	34	James Schryver
9	18	14	John Spiers	17	52	Robert Oldershaw
8	16	4	Anthony Taylor	15	92	Nick Lees
7	14	46	Trevor Welsh	13	79	Andreas Floth
6	12	54	Charlie Besley	11	192	Julian Thomas
5	10	23	Ross Hyett	9	73	David Axisa
4	8	72	Jonathan Loader	7	27	John Sheldon
3	6	17	Vic Nutter	5	50	Bob Brooks
2	4	88	Kevin Cooke	3	18	Nick Adams
1	2	29	Mark Richardson	1	1	Leo Voyazides
ROW						Pole Left

Car 34 to back of grid, change of driver.

Circuit: Silverstone Historic Grand Prix
Track Length: 5.857 Km - 3.6394 miles

These results are provisional until the conclusion of any judicial and technical matters.

Clerk of the Course:	Timekeeper:	Issued at:
Julian Floyd		

MST

Printed : 17-06-2018 - 08:06

Silverstone International Trophy - 16 - 17 Jun 2018

Pre '80 Endurance Challenge

Race 7 - Classification

Sheet No:

POS	NO	DRIVER/S	CLASS	CLASS POS	CAR MAKE / MODEL	TIME	LAPS	GAP	DIFF	MPH	BEST	ON
1	1	Leo Voyazides	SP4	1	Lola T282	31:28.006	15	-- 15 laps		104.0	2:04.410	11
2	18	Nick Adams	SP2	1	March 717	31:44.826	15	16.820	16.820	103.1	2:05.336	6
3	52	Robert Oldershaw	SP5	1	Lola T290	31:57.102	15	29.096	12.276	102.5	2:05.790	9
4	29	Mark Richardson	SP3	1	Lola T290	31:58.109	15	30.103	1.007	102.4	2:05.991	5
5	50	Bob Brooks	INV	1	Lola T212	32:13.018	15	45.012	14.909	101.6	2:06.758	6
6	88	Kevin Cooke	SP3	2	March 75S	32:17.550	15	49.544	4.532	101.4	2:06.977	9
7	27	John Sheldon	SP1	1	Chevron B16	32:01.824	14	-- 14 laps	1:53.716	95.44	2:15.409	4
8	72	Jonathan Loader	S20	1	Tiga SC80	32:40.594	14	38.770	38.770	93.55	2:17.322	10
9	192	Julian Thomas	SP1	2	Chevron B8	32:41.162	14	39.338	0.568	93.52	2:18.255	13
10	54	Charlie Besley	S20	2	Tiga SC82	32:59.820	14	57.996	18.658	92.65	2:17.920	14
11	46	Trevor Welsh	S20	3	Lola T492	31:39.534	13	-- 13 laps	57.634	89.66	2:22.223	6
12	92	Nick Lees	S20	4	Lola T492	32:16.702	13	37.168	37.168	87.94	2:26.592	5
		---------- NOT CLASSIFIED ----------										
DNF	17	Vic Nutter	SP3		Lola T296/7	30:25.262	13	-- 13 laps		93.31	2:12.810	6
DNF	14	John Spiers	SP3		Osella PA3	19:46.573	9	-- 9 laps --		99.37	2:09.231	6
DNF	79	Andreas Floth	S20		Lola T492	21:20.816	9	1:34.243	1:34.243	92.06	2:18.594	7
DNF	23	Ross Hyett	S20		Tiga SC83	21:21.140	9	1:34.567	0.324	92.04	2:18.632	8
DNF	73	David Axisa	S20		Tiga SC79	16:58.177	7	-- 7 laps --	16.637	90.07	2:20.559	6
DNC	4	Anthony Taylor	SP2		McLaren M6B	33:09.690	5	-- 5 laps --	21:08.95	32.92	2:58.072	2

---------- FASTEST LAP SUMMARY ----------

NO	DRIVER/S	CLASS	CAR MAKE / MODEL	FASTEST LAP	ON	MPH
1	Leo Voyazides	SP4	Lola T282	2:04.410	11	105.31
18	Nick Adams	SP2	March 717	2:05.336	6	104.53
52	Robert Oldershaw	SP5	Lola T290	2:05.790	9	104.16
29	Mark Richardson	SP3	Lola T290	2:05.991	5	103.99
50	Bob BROOKS	INV	Lola T212	2:06.758	6	103.36
27	John Sheldon	SP1	Chevron B16	2:15.409	4	96.76
72	Jonathan Loader	S20	Tiga SC80	2:17.322	10	95.41

Session Start: 10:10:20 - Finish: 10:41:47
Weather/Track Conditions: Cloudy / Dry
Circuit: Silverstone Historic Grand Prix
Track Length: 5.857 Km - 3.6394 miles

These results are provisional until the conclusion of any judicial and technical matters.

Clerk of the Course:	Timekeeper:	Issued at:
Julian Floyd		

Silverstone International Trophy - 16 - 17 Jun 2018

Pre '80 Endurance Challenge

Race 7 - Sector Analysis

1	Leo Voyazides (SP4)								Lola T282							
lap	Sect-1	Speed	Sect-2	Speed	Sect-3	Speed	Laptime	Pit	lap	Sect-1	Speed	Sect-2	Speed	Sect-3	Speed	Laptime	Pit
1		167.4	1:02.915	138.1	23.545	143.0	2:07.241		9	39.361	160.2	1:04.094	140.1	23.742	142.7	2:07.197	
2	38.533	168.2	1:02.976	138.1	23.732	144.9	2:05.241		10	38.866	169.5	1:04.497	136.1	24.103	141.7	2:07.466	
3	37.963	160.2	1:03.153	139.5	23.739	143.3	2:04.855		11	38.199	160.2	1:02.389	138.9	23.822	142.4	2:04.410	
4	38.544	167.4	1:03.360	141.3	23.992	142.7	2:05.896		12	38.459	161.3	1:04.194	132.1	24.135	144.2	2:06.788	
5	39.168	159.0	1:03.111	143.1	23.932	143.0	2:06.211		13	39.155	156.1	1:03.374	142.2	23.777	139.9	2:06.306	
6	38.427	160.2	1:02.863	137.5	23.750	143.3	2:05.040		14	38.993	160.2	1:02.687	145.6	23.831	143.9	2:05.511	
7	38.815	160.2	1:02.624	142.2	23.790	144.2	2:05.229		15	38.152	159.8	1:03.482	148.5	23.701	143.0	2:05.335	
8	38.734	160.5	1:02.595	135.6	23.951	143.0	2:05.280		16								

4	Anthony Taylor (SP2)								McLaren M6B							
lap	Sect-1	Speed	Sect-2	Speed	Sect-3	Speed	Laptime	Pit	lap	Sect-1	Speed	Sect-2	Speed	Sect-3	Speed	Laptime	Pit
1	Out	111.8	1:27.680	90.7	34.403	90.0	21:13.038		4	56.341	114.3	1:30.382	92.1	35.155	95.5	3:01.878	
2	56.077	110.4	1:29.139	98.0	32.856	96.4	2:58.072		5	54.729	96.4	1:30.167	90.7	33.423	96.3	2:58.319	
3	55.358	108.9	1:30.272	98.5	32.753	98.7	2:58.383		6								

14	John Spiers (SP3)								Osella PA3							
lap	Sect-1	Speed	Sect-2	Speed	Sect-3	Speed	Laptime	Pit	lap	Sect-1	Speed	Sect-2	Speed	Sect-3	Speed	Laptime	Pit
1			1:08.753	129.3	24.841		2:23.274		6	40.492	139.5	1:04.421	132.4	24.318	125.3	2:09.231	
2	42.257	140.4	1:05.782	132.6	24.453	126.7	2:12.492		7	40.531	139.2	1:04.688	131.8	24.397		2:09.616	
3	40.837	141.0	1:05.283	132.6	24.384	127.5	2:10.504		8	40.285	139.8	1:05.262	131.6	24.417		2:09.964	
4	40.377	141.6	1:05.612	131.6	24.447	124.3	2:10.436		9	40.734	139.2	1:05.007	132.6	24.673	124.8	2:10.414	
5	40.700	138.4	1:05.113	130.8	24.829	124.3	2:10.642		10								

17	Vic Nutter (SP3)								Lola T296/7							
lap	Sect-1	Speed	Sect-2	Speed	Sect-3	Speed	Laptime	Pit	lap	Sect-1	Speed	Sect-2	Speed	Sect-3	Speed	Laptime	Pit
1		138.7	1:08.824	119.4	25.788	127.2	2:22.337		8	41.708	136.1	1:06.744	130.3	24.816		2:13.268	
2	43.756	141.0	1:09.253	121.8	43.463	116.2	2:36.472		9	43.770	137.0	1:07.191	129.3	24.566	125.5	2:15.527	
3	43.762		1:08.395	117.7	25.956		2:18.113		10	41.612	135.6	1:06.450	129.3	24.815	125.0	2:12.877	
4	42.533	138.9	1:07.327	130.1	25.119	127.5	2:14.979		11	41.690	138.9	1:07.093	126.6	25.006	122.5	2:13.789	
5	41.714	139.8	1:07.072	131.8	24.877	127.0	2:13.663		12	42.022	137.2	1:23.977	121.8	25.070	122.9	2:31.069	
6	41.451	140.1	1:06.556	131.3	24.803	125.7	2:12.810		13	45.665	132.6	1:22.254	86.7	In		2:46.920	P
7	41.962	138.4	1:06.670	129.3	24.806	125.7	2:13.438		14								

18	Nick Adams (SP2)								March 717							
lap	Sect-1	Speed	Sect-2	Speed	Sect-3	Speed	Laptime	Pit	lap	Sect-1	Speed	Sect-2	Speed	Sect-3	Speed	Laptime	Pit
1		143.7	1:05.846	126.4	24.468	142.7	2:13.322		9	38.398	166.9	1:03.479	130.6	23.877	147.1	2:05.754	
2	39.757	148.8	1:03.888	125.7	23.997	145.2	2:07.642		10	38.980	139.2	1:04.068	137.8	24.105	134.2	2:07.153	
3	39.032	161.7	1:03.725	133.9	23.529	148.8	2:06.286		11	38.462	168.6	1:03.462	131.1	23.684	147.5	2:05.608	
4	38.778	156.8	1:03.372	141.0	23.666	146.5	2:05.816		12	39.050	157.5	1:03.159	136.1	23.473	149.5	2:05.682	
5	38.812	155.7	1:04.008	134.2	24.008	144.2	2:06.828		13	38.765	157.9	1:04.462	136.1	23.798	146.8	2:07.025	
6	38.613	151.8	1:03.235	135.8	23.488	146.1	2:05.336		14	38.541	164.5	1:05.493	140.4	23.791	147.1	2:07.825	
7	38.426	151.1	1:04.899	134.2	24.685	143.0	2:08.010		15	38.750	157.9	1:03.870	142.2	23.525	146.8	2:06.145	
8	38.617	163.3	1:03.913	133.2	23.864	146.8	2:06.394		16								

23	Ross Hyett (S20)								Tiga SC83							
lap	Sect-1	Speed	Sect-2	Speed	Sect-3	Speed	Laptime	Pit	lap	Sect-1	Speed	Sect-2	Speed	Sect-3	Speed	Laptime	Pit
1			1:11.581	109.7	26.941		2:28.765		6	44.150	119.8	1:10.333	110.2	25.923	108.2	2:20.406	
2	45.776	115.9	1:11.308	109.8	27.905	107.3	2:24.989		7	44.243	118.6	1:08.612	110.0	26.379	108.2	2:19.234	
3	45.209		1:11.587	109.8	27.552	107.5	2:24.348		8	43.945	117.9	1:08.717	110.0	25.970	109.1	2:18.632	
4	45.466	119.0	1:10.967	108.4	26.247	107.8	2:22.680		9	43.852	117.5	1:11.194	110.9	25.922	109.4	2:20.968	
5	44.458	116.5	1:10.307	109.1	26.353	109.2	2:21.118		10								

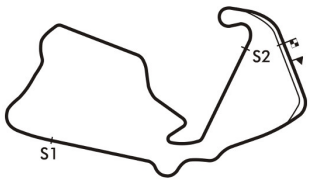

Session Start: 10:10:20 - Finish: 10:41:47
Weather/Track Conditions: Cloudy / Dry
Circuit: Silverstone Historic Grand Prix
Track Length: 5.857 Km - 3.6394 miles
Printed: 17-06-2018 - 10:45

Silverstone International Trophy - 16 - 17 Jun 2018

Pre '80 Endurance Challenge

Race 7 - Sector Analysis

27	John Sheldon (SP1)								Chevron B16								
lap	Sect-1	Speed	Sect-2	Speed	Sect-3	Speed	Laptime	Pit	lap	Sect-1	Speed	Sect-2	Speed	Sect-3	Speed	Laptime	Pit
1		141.6	1:09.844	122.5	25.908	127.2	2:22.087		8	42.950	141.0	1:07.842	133.2	25.391	125.3	2:16.183	
2	43.258	139.5	1:08.285	131.6	25.577	126.7	2:17.120		9	42.590	141.6	1:08.491	131.1	26.055	124.3	2:17.136	
3	42.354	140.4	1:07.542	132.1	25.927	122.2	2:15.823		10	42.478	141.9	1:07.555	129.8	25.671	124.3	2:15.704	
4	42.537	140.1	1:07.380	130.6	25.492	125.5	2:15.409		11	42.772	141.6	1:08.730	130.6	25.861	123.6	2:17.363	
5	42.990	140.4	1:07.272	128.6	25.826	121.8	2:16.088		12	42.906	140.4	1:09.456	131.3	25.768	125.0	2:18.130	
6	42.874	141.0	1:08.109	130.6	25.762	123.6	2:16.745		13	42.807	141.6	1:10.692	130.3	25.908	124.1	2:19.407	
7	43.090	141.3	1:07.854	130.1	25.499	125.0	2:16.443		14	43.380	140.1	1:08.930	128.6	25.876	124.8	2:18.186	

29	Mark Richardson (SP3)								Lola T290								
lap	Sect-1	Speed	Sect-2	Speed	Sect-3	Speed	Laptime	Pit	lap	Sect-1	Speed	Sect-2	Speed	Sect-3	Speed	Laptime	Pit
1		141.9	1:04.858	134.5	24.205	131.0	2:11.326		9	39.478	146.5	1:03.202	136.4	23.912	129.7	2:06.592	
2	39.601	143.4	1:03.461	135.3	24.021	131.3	2:07.083		10	39.281	146.2	1:05.618	135.3	23.990	129.0	2:08.889	
3	39.207	144.3	1:03.523	135.8	23.905	130.5	2:06.635		11	40.836	144.0	1:03.553	136.4	23.706	130.7	2:08.095	
4	39.571	142.2	1:03.587	135.6	23.781	130.5	2:06.939		12	39.653	146.2	1:04.282	135.8	24.031	130.0	2:07.966	
5	39.078	145.3	1:03.002	136.4	23.911	130.2	2:05.991		13	39.175	146.2	1:03.611	138.4	23.856	131.3	2:06.642	
6	39.023	144.3	1:03.354	135.6	23.905	131.3	2:06.282		14	41.197	146.5	1:04.713	137.2	24.287	130.0	2:10.197	
7	39.709	143.4	1:06.012	135.8	24.511	127.9	2:10.232		15	39.776	146.5	1:04.453	136.7	24.038	130.0	2:08.267	
8	39.699	146.8	1:02.944	137.0	24.330	130.5	2:06.973		16								

46	Trevor Welsh (S20)								Lola T492								
lap	Sect-1	Speed	Sect-2	Speed	Sect-3	Speed	Laptime	Pit	lap	Sect-1	Speed	Sect-2	Speed	Sect-3	Speed	Laptime	Pit
1		116.7	1:13.188	109.3	27.276	106.8	2:33.132		8	45.882	115.3	1:14.163	108.6	27.072	106.4	2:27.117	
2	46.079	114.9	1:11.597	108.9	27.561	105.4	2:25.237		9	45.088	115.9	1:11.683	108.9	27.096	106.6	2:23.867	
3	47.262	114.7	1:12.651	109.5	27.018	106.4	2:26.931		10	45.331	116.3	1:12.861	108.1	27.346	105.9	2:25.538	
4	45.299	115.3	1:11.116	108.8	27.006	106.2	2:23.421		11	45.181	116.9	1:14.997	108.9	27.037	106.1	2:27.215	
5	45.385	113.7	1:10.394	108.9	27.533	105.7	2:23.312		12	44.937	115.7	1:11.481	109.1	27.041	105.9	2:23.459	
6	44.761	115.3	1:10.437	108.6	27.025	106.4	2:22.223		13	45.541	115.1	1:13.412	109.5	27.158	106.2	2:26.111	
7	45.305	114.5	1:15.206	86.6	31.460	106.6	2:31.971		14								

50	Bob BROOKS (INV)								Lola T212								
lap	Sect-1	Speed	Sect-2	Speed	Sect-3	Speed	Laptime	Pit	lap	Sect-1	Speed	Sect-2	Speed	Sect-3	Speed	Laptime	Pit
1		133.9	1:05.786	128.8	24.074		2:14.889		9	39.713	145.3	1:03.924	139.2	23.545	134.8	2:07.182	
2	40.566	146.2	1:04.976	134.2	23.911	133.7	2:09.453		10	39.781	147.2	1:03.706	135.8	23.814		2:07.301	
3	40.779	147.2	1:04.823	138.7	23.827	133.1	2:09.429		11	40.203	148.1	1:04.675	138.4	23.529	133.4	2:08.407	
4	39.943	146.5	1:03.778	129.6	23.959	130.7	2:07.680		12	39.824	147.2	1:03.823	138.9	23.580		2:07.227	
5	40.244	146.8	1:04.333	137.8	23.404		2:07.981		13	40.373	146.5	1:06.303	139.2	23.777		2:10.453	
6	39.683	147.5	1:03.587	139.2	23.488	133.9	2:06.758		14	40.570	145.9	1:04.206	138.7	23.852		2:08.628	
7	39.740	147.2	1:04.184	139.2	23.389		2:07.313		15	41.072	145.6	1:04.927	138.7	24.423		2:10.422	
8	40.244	140.4	1:06.271	138.9	23.380		2:09.895		16								

52	Robert Oldershaw (SP5)								Lola T290								
lap	Sect-1	Speed	Sect-2	Speed	Sect-3	Speed	Laptime	Pit	lap	Sect-1	Speed	Sect-2	Speed	Sect-3	Speed	Laptime	Pit
1		146.2	1:04.805	126.6	24.227	131.5	2:14.013		9	39.289	148.8	1:02.478	137.8	24.023	130.0	2:05.790	
2	40.198	148.8	1:03.852	136.4	24.168	130.2	2:08.218		10	39.450	148.8	1:04.513	137.0	24.093	129.2	2:08.056	
3	39.131	149.1	1:03.401	137.2	23.833	131.0	2:06.365		11	39.783	147.2	1:03.112	138.9	24.213	129.5	2:07.108	
4	39.130	148.5	1:02.868	137.2	24.229	129.7	2:06.227		12	39.976	147.8	1:03.585	136.7	25.004	128.7	2:08.565	
5	39.458	148.1	1:02.899	137.8	23.936	129.7	2:06.293		13	40.406	146.8	1:04.512	136.4	24.477	130.2	2:09.395	
6	39.224	148.5	1:02.787	136.7	23.823	130.0	2:05.834		14	40.218	147.5	1:03.979	136.4	24.210	127.9	2:08.407	
7	39.081	148.5	1:03.479	137.8	24.389	130.2	2:06.949		15	39.765	148.1	1:04.657	137.0	24.266	128.7	2:08.688	
8	39.563	148.8	1:03.245	130.6	24.386	130.2	2:07.194		16								

54	Charlie BESLEY (S20)								Tiga SC82								
lap	Sect-1	Speed	Sect-2	Speed	Sect-3	Speed	Laptime	Pit	lap	Sect-1	Speed	Sect-2	Speed	Sect-3	Speed	Laptime	Pit
1		118.4	1:13.078	110.7	27.032	110.0	2:31.662		8	43.913	120.3	1:09.368	112.4	25.852	111.1	2:19.133	
2	44.853	120.1	1:10.964	111.7	27.184	109.8	2:23.001		9	43.543	119.2	1:10.715	113.6	25.923	111.5	2:20.181	
3	44.584	119.8	1:11.687	111.8	27.260	109.8	2:23.531		10	45.043	119.2	1:11.822	111.1	25.976	109.8	2:22.841	
4	44.894	118.1	1:11.731	109.7	26.492	110.7	2:23.117		11	43.669	119.2	1:09.616	106.2	26.343	109.2	2:19.628	
5	44.138	119.8	1:11.335	111.8	26.286	110.5	2:21.759		12	44.050	117.9	1:09.553	111.8	25.829	110.0	2:19.432	
6	44.090	119.0	1:09.964	112.0	25.833	110.9	2:19.887		13	43.418	118.4	1:09.070	112.6	25.869	110.3	2:18.357	
7	43.882	121.4	1:09.340	112.0	26.149	110.9	2:19.371		14	43.580	118.8	1:08.698	113.0	25.642	110.5	2:17.920	

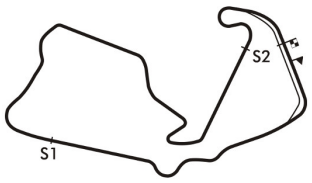

Session Start: 10:10:20 - Finish: 10:41:47
Weather/Track Conditions: Cloudy / Dry
Circuit: Silverstone Historic Grand Prix
Track Length: 5.857 Km - 3.6394 miles
Printed: 17-06-2018 - 10:45

Silverstone International Trophy - 16 - 17 Jun 2018

Pre '80 Endurance Challenge

Race 7 - Sector Analysis

72	Jonathan Loader (S20)								Tiga SC80								
lap	Sect-1	Speed	Sect-2	Speed	Sect-3	Speed	Laptime	Pit	lap	Sect-1	Speed	Sect-2	Speed	Sect-3	Speed	Laptime	Pit
1		118.6	1:11.032	112.6	25.972	111.8	2:25.022		8	43.710	120.5	1:08.663	113.4	25.930	110.3	2:18.303	
2	44.682	119.6	1:10.074	112.2	26.745	110.0	2:21.501		9	44.292	120.7	1:10.086	113.2	25.975	111.5	2:20.353	
3	44.772	119.6	1:09.445	112.8	26.017	111.1	2:20.234		10	43.448	120.9	1:08.072	113.0	25.802	111.8	2:17.322	
4	44.345	120.3	1:09.251	112.2	26.141	110.9	2:19.737		11	43.799	120.9	1:08.852	112.4	25.848	111.5	2:18.499	
5	44.652	120.3	1:09.794	112.6	25.991	111.1	2:20.437		12	43.976	120.7	1:10.228	113.0	26.155	112.2	2:20.359	
6	44.466	120.9	1:08.710	113.4	26.002	111.5	2:19.178		13	44.204	120.5	1:09.010	113.0	26.163	110.7	2:19.377	
7	44.166	120.9	1:08.871	112.6	25.988	111.7	2:19.025		14	45.161	118.8	1:10.011	113.9	26.075	110.7	2:21.247	

73	David Axisa (S20)								Tiga SC79								
lap	Sect-1	Speed	Sect-2	Speed	Sect-3	Speed	Laptime	Pit	lap	Sect-1	Speed	Sect-2	Speed	Sect-3	Speed	Laptime	Pit
1		117.1	1:12.987	113.7	27.166	115.2	2:30.371		5	43.970	121.4	1:11.051	114.7	26.351	116.0	2:21.372	
2	45.061	122.0	1:10.317	116.1	27.390	115.0	2:22.768		6	44.563	122.9	1:10.233	114.5	25.763	116.8	2:20.559	
3	45.155	121.4	1:12.210	112.0	26.790	115.6	2:24.155		7	43.266	127.6	1:09.465	99.9	In		2:36.886	P
4	44.553	122.0	1:11.117	112.4	26.396	115.8	2:22.066		8								

79	Andreas Floth (S20)								Lola T492								
lap	Sect-1	Speed	Sect-2	Speed	Sect-3	Speed	Laptime	Pit	lap	Sect-1	Speed	Sect-2	Speed	Sect-3	Speed	Laptime	Pit
1		120.1	1:13.025	114.1	27.070	111.3	2:30.793		6	44.192	122.9	1:09.223	113.0	26.014	110.2	2:19.429	
2	45.270	120.9	1:19.536	113.0	26.490	110.3	2:31.296		7	43.595	120.7	1:08.878	112.4	26.121	110.2	2:18.594	
3	45.336	121.1	1:09.820	113.2	26.159	110.0	2:21.315		8	44.573	120.5	1:09.156	113.6	25.976	110.3	2:19.705	
4	43.914	121.4	1:09.240	113.7	26.010	111.1	2:19.164		9	43.929	120.9	1:11.969	112.6	25.782	110.0	2:21.680	
5	43.512	122.0	1:09.469	114.9	25.859	110.9	2:18.840		10								

88	Kevin Cooke (SP3)								March 75S								
lap	Sect-1	Speed	Sect-2	Speed	Sect-3	Speed	Laptime	Pit	lap	Sect-1	Speed	Sect-2	Speed	Sect-3	Speed	Laptime	Pit
1		141.6	1:06.023	133.9	24.159	128.4	2:14.712		9	39.210	146.8	1:03.666	138.4	24.101	130.2	2:06.977	
2	40.352	143.7	1:04.990	133.2	24.092	127.7	2:09.434		10	39.556	146.2	1:04.750	131.1	24.379	129.2	2:08.685	
3	40.567	142.8	1:03.890	134.8	24.552	127.9	2:09.009		11	40.348	142.5	1:05.747	132.6	24.485	127.7	2:10.580	
4	39.920	141.9	1:03.997	123.6	24.275	127.9	2:08.192		12	39.890	144.3	1:04.620	132.4	24.411	126.7	2:08.921	
5	40.542	146.5	1:04.633	135.0	24.023	129.5	2:09.198		13	40.640	143.7	1:03.983	136.1	24.237	128.2	2:08.860	
6	39.702	144.0	1:03.423	137.2	24.368	128.4	2:07.493		14	39.836	144.0	1:05.059	131.3	24.771	126.0	2:09.666	
7	40.030	144.6	1:03.628	136.7	24.184	129.5	2:07.842		15	40.403	140.1	1:04.565	134.8	24.474	127.2	2:09.442	
8	39.737	144.6	1:04.682	137.8	24.120	130.0	2:08.539		16								

92	Nick Lees (S20)								Lola T492								
lap	Sect-1	Speed	Sect-2	Speed	Sect-3	Speed	Laptime	Pit	lap	Sect-1	Speed	Sect-2	Speed	Sect-3	Speed	Laptime	Pit
1		113.9	1:14.810	106.2	28.125	104.2	2:35.676		8	46.601	113.0	1:13.934	107.2	27.524	104.7	2:28.059	
2	46.808	110.9	1:14.740	106.4	27.833	104.7	2:29.381		9	46.084	113.0	1:13.478	106.9	27.705	103.4	2:27.267	
3	47.120	111.8	1:13.693	106.7	27.632	104.7	2:28.445		10	46.264	112.6	1:12.502	107.5	28.093	104.2	2:26.859	
4	46.839	111.5	1:12.702	107.0	27.698	104.4	2:27.239		11	46.286	113.2	1:13.355	107.4	27.629	105.2	2:27.270	
5	45.747	111.8	1:13.179	107.5	27.666	104.7	2:26.592		12	47.504	113.2	1:14.656	107.0	29.007	104.7	2:31.167	
6	45.976	111.7	1:14.100	107.2	28.178	104.6	2:28.254		13	48.063	113.6	1:14.499	108.2	28.409	104.4	2:30.971	
7	46.542	113.0	1:15.713	107.2	27.267	104.7	2:29.522		14								

192	Julian Thomas (SP1)								Chevron B8								
lap	Sect-1	Speed	Sect-2	Speed	Sect-3	Speed	Laptime	Pit	lap	Sect-1	Speed	Sect-2	Speed	Sect-3	Speed	Laptime	Pit
1		134.8	1:10.942	117.7	26.348	116.8	2:25.724		8	43.955	133.2	1:09.023	126.6	25.775	120.2	2:18.753	
2	44.437	133.2	1:10.716	125.7	25.993	116.4	2:21.146		9	43.903		1:09.654	125.9	25.929	120.2	2:19.486	
3	44.725		1:10.454	124.3	26.053	120.7	2:21.232		10	44.047	132.9	1:08.885	126.9	25.887	120.5	2:18.819	
4	44.748	132.6	1:09.576	124.3	26.058	119.1	2:20.382		11	44.147	135.0	1:09.421	127.1	25.709	120.5	2:19.277	
5	44.468	132.6	1:09.627	126.9	25.845	120.2	2:19.940		12	44.754	133.9	1:10.506	125.4	26.010	120.2	2:21.270	
6	43.996	133.4	1:09.097	126.6	25.812	120.5	2:18.905		13	43.544	134.8	1:08.947	127.1	25.764	120.7	2:18.255	
7	44.020	133.9	1:09.544	126.4	25.657	120.7	2:19.221		14	43.887	134.8	1:08.818	127.3	26.047	121.3	2:18.752	

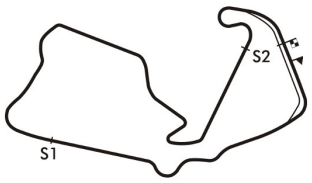

Session Start: 10:10:20 - Finish: 10:41:47
Weather/Track Conditions: Cloudy / Dry
Circuit: Silverstone Historic Grand Prix
Track Length: 5.857 Km - 3.6394 miles
Printed: 17-06-2018 - 10:45

Silverstone International Trophy - 16 - 17 Jun 2018

Pre '80 Endurance Challenge

Race 7 - Best Sector Times

	SECTOR 1			SECTOR 2			SECTOR 3		
	NO	TIME	LAP	NO	TIME	LAP	NO	TIME	LAP
1	1	37.963	3	1	1:02.389	11	50	23.380	8
2	18	38.398	9	52	1:02.478	9	18	23.473	12
3	29	39.023	6	29	1:02.944	8	1	23.545	1
4	52	39.081	7	18	1:03.159	12	29	23.706	11
5	88	39.210	9	88	1:03.423	6	52	23.823	6
6	50	39.683	6	50	1:03.587	6	88	24.023	5
7	14	40.285	8	14	1:04.421	6	14	24.318	6
8	17	41.451	6	17	1:06.450	10	17	24.566	9
9	27	42.354	3	27	1:07.272	5	27	25.391	8
10	73	43.266	7	72	1:08.072	10	54	25.642	14
11	54	43.418	13	23	1:08.612	7	192	25.657	7
12	72	43.448	10	54	1:08.698	14	73	25.763	6
13	79	43.512	5	192	1:08.818	14	79	25.782	9
14	192	43.544	13	79	1:08.878	7	72	25.802	10
15	23	43.852	9	73	1:09.465	7	23	25.922	9
16	46	44.761	6	46	1:10.394	5	46	27.006	4
17	92	45.747	5	92	1:12.502	10	92	27.267	7
18	4	54.721	1	4	1:27.680	1	4	32.753	3

IDEAL / BEST LAP COMPARISON

NO	NAME	BEST	IN	IDEAL	DIFF
1	Leo Voyazides	2:04.410	11	2:03.897	+0.513
18	Nick Adams	2:05.336	6	2:05.030	+0.306
52	Robert Oldershaw	2:05.790	9	2:05.382	+0.408
29	Mark Richardson	2:05.991	5	2:05.673	+0.318
50	Bob BROOKS	2:06.758	6	2:06.650	+0.108
88	Kevin Cooke	2:06.977	9	2:06.656	+0.321
27	John Sheldon	2:15.409	4	2:15.017	+0.392
72	Jonathan Loader	2:17.322	10	2:17.322	+0.000
54	Charlie BESLEY	2:17.920	14	2:17.758	+0.162
192	Julian Thomas	2:18.255	13	2:18.019	+0.236
46	Trevor Welsh	2:22.223	6	2:22.161	+0.062
92	Nick Lees	2:26.592	5	2:25.516	+1.076
14	John Spiers	2:09.231	6	2:09.024	+0.207
17	Vic Nutter	2:12.810	6	2:12.467	+0.343
79	Andreas Floth	2:18.594	7	2:18.172	+0.422
23	Ross Hyett	2:18.632	8	2:18.386	+0.246
73	David Axisa	2:20.559	6	2:18.494	+2.065
4	Anthony Taylor	2:58.072	2	2:55.154	+2.918

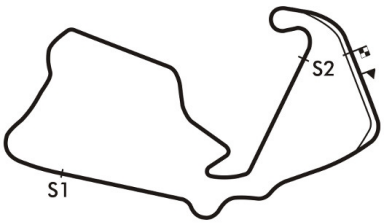

Session Start: 10:10:20 - Finish: 10:41:47
Weather/Track Conditions: Cloudy / Dry
Circuit: Silverstone Historic Grand Prix
Track Length: 5.857 Km - 3.6394 miles

Printed: 17-06-2018 - 10:45

Silverstone International Trophy - 16 - 17 Jun 2018

Pre '80 Endurance Challenge

Race 7 - Best Sector Speeds

	NO	SECTOR 1	MPH	NO	SECTOR 2	MPH	NO	SECTOR 3	MPH
1	1	Leo Voyazides	169.5	1	Leo Voyazides	148.5	18	Nick Adams	149.5
2	18	Nick Adams	168.6	18	Nick Adams	142.2	1	Leo Voyazides	144.9
3	52	Robert Oldershaw	149.1	50	Bob BROOKS	139.2	50	Bob BROOKS	134.8
4	50	Bob BROOKS	148.1	52	Robert Oldershaw	138.9	52	Robert Oldershaw	131.5
5	29	Mark Richardson	146.8	29	Mark Richardson	138.4	29	Mark Richardson	131.3
6	88	Kevin Cooke	146.8	88	Kevin Cooke	138.4	88	Kevin Cooke	130.2
7	27	John Sheldon	141.9	27	John Sheldon	133.2	14	John Spiers	127.5
8	14	John Spiers	141.6	14	John Spiers	132.6	17	Vic Nutter	127.5
9	17	Vic Nutter	141.0	17	Vic Nutter	131.8	27	John Sheldon	127.2
10	192	Julian Thomas	135.0	192	Julian Thomas	127.3	192	Julian Thomas	121.3
11	73	David Axisa	127.6	73	David Axisa	116.1	73	David Axisa	116.8
12	4	Anthony Taylor	122.9	79	Andreas Floth	114.9	72	Jonathan Loader	112.2
13	79	Andreas Floth	122.9	72	Jonathan Loader	113.9	54	Charlie BESLEY	111.5
14	54	Charlie BESLEY	121.4	54	Charlie BESLEY	113.6	79	Andreas Floth	111.3
15	72	Jonathan Loader	120.9	23	Ross Hyett	110.9	23	Ross Hyett	109.4
16	23	Ross Hyett	120.1	46	Trevor Welsh	109.5	46	Trevor Welsh	106.8
17	46	Trevor Welsh	116.9	92	Nick Lees	108.2	92	Nick Lees	105.2
18	92	Nick Lees	113.9	4	Anthony Taylor	98.5	4	Anthony Taylor	98.7

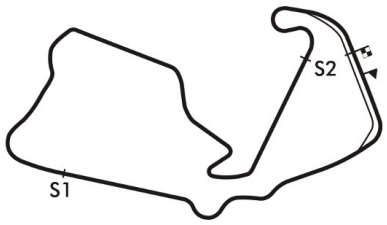

Session Start: 10:10:20 - Finish: 10:41:47
Weather/Track Conditions: Cloudy / Dry
Circuit: Silverstone Historic Grand Prix
Track Length: 5.857 Km - 3.6394 miles

Printed: 17-06-2018 - 10:45

Silverstone International Trophy - 16 - 17 Jun 2018

Pre '80 Endurance Challenge

Race 7 - Lap Chart

Lap 1			Lap 2			Lap 3			Lap 4			Lap 5			Lap 6		
NO	Behind	Laptime	NO	Behind	Laptime	NO	Behind	Laptime	NO	Behind	Laptime	NO	Behind	Laptime	NO	Behind	Laptime
1		2:07.241	1		2:05.241	1		2:04.855	1		2:05.896	1		2:06.211	1		2:05.040
29	4.085	2:11.326	29	5.927	2:07.083	29	7.707	2:06.635	29	8.750	2:06.939	29	8.530	2:05.991	29	9.772	2:06.282
18	6.081	2:13.322	18	8.482	2:07.642	18	9.913	2:06.286	18	9.833	2:05.816	18	10.450	2:06.828	18	10.746	2:05.336
52	6.772	2:14.013	52	9.749	2:08.218	52	11.259	2:06.365	52	11.590	2:06.227	52	11.672	2:06.293	52	12.466	2:05.834
88	7.471	2:14.712	88	11.664	2:09.434	88	15.818	2:09.009	88	18.114	2:08.192	50	19.988	2:07.981	50	21.706	2:06.758
50	7.648	2:14.889	50	11.860	2:09.453	50	16.434	2:09.429	50	18.218	2:07.680	88	21.101	2:09.198	88	23.554	2:07.493
27	14.846	2:22.087	14	23.284	2:12.492	14	28.933	2:10.504	14	33.473	2:10.436	14	37.904	2:10.642	14	42.095	2:09.231
17	15.096	2:22.337	27	26.725	2:17.120	27	37.693	2:15.823	27	47.206	2:15.409	27	57.083	2:16.088	27	1:08.788	2:16.745
14	16.033	2:23.274	72	34.041	2:21.501	72	49.420	2:20.234	72	1:03.261	2:19.737	17	1:16.120	2:13.663	17	1:23.890	2:12.810
72	17.781	2:25.022	192	34.388	2:21.146	192	50.765	2:21.232	192	1:05.251	2:20.382	72	1:17.487	2:20.437	72	1:31.625	2:19.178
192	18.483	2:25.724	73	40.657	2:22.768	17	59.585	2:18.113	17	1:08.668	2:14.979	192	1:18.980	2:19.940	192	1:32.845	2:18.905
23	21.524	2:28.765	23	41.272	2:24.989	73	59.957	2:24.155	73	1:16.127	2:22.066	73	1:31.288	2:21.372	79	1:46.353	2:19.429
73	23.130	2:30.371	54	42.181	2:23.001	23	1:00.765	2:24.348	23	1:17.549	2:22.680	79	1:31.964	2:18.840	73	1:46.807	2:20.559
79	23.552	2:30.793	46	45.887	2:25.237	54	1:00.857	2:23.531	54	1:18.078	2:23.117	23	1:32.456	2:21.118	23	1:47.822	2:20.406
54	24.421	2:31.662	17	46.327	2:36.472	79	1:06.067	2:21.315	79	1:19.335	2:19.164	54	1:33.626	2:21.759	54	1:48.473	2:19.887
46	25.891	2:33.132	79	49.607	2:31.296	46	1:07.963	2:26.931	46	1:25.488	2:23.421	46	1:42.589	2:23.312	46	1:59.772	2:22.223
92	28.435	2:35.676	92	52.575	2:29.381	92	1:16.165	2:28.445	92	1:37.508	2:27.239	92	1:57.889	2:26.592			

Session Start: 10:10:20 - Finish: 10:41:47
Weather/Track Conditions: Cloudy / Dry
Circuit: Silverstone Historic Grand Prix
Track Length: 5.857 Km - 3.6394 miles
Printed: 17-06-2018 - 10:46

MST
Results: www.mstworld.com. Live Timing: https://livetiming.getraceresults.com/mst. Email: timing@mstworld.com

Silverstone International Trophy - 16 - 17 Jun 2018

Pre '80 Endurance Challenge

Race 7 - Lap Chart

Lap 7			Lap 8			Lap 9			Lap 10			Lap 11			Lap 12		
NO	Behind	Laptime	NO	Behind	Laptime	NO	Behind	Laptime	NO	Behind	Laptime	NO	Behind	Laptime	NO	Behind	Laptime
1		2:05.229	1		2:05.280	1		2:07.197	1		2:07.466	1		2:04.410	1		2:06.788
18	13.527	2:08.010	73	1 LAP	2:36.886	79	1 LAP	2:19.705	72	1 LAP	2:20.353	18	14.083	2:05.608	18	12.977	2:05.682
52	14.186	2:06.949	18	14.641	2:06.394	23	1 LAP	2:18.632	192	1 LAP	2:19.486	72	1 LAP	2:17.322	52	19.758	2:08.565
29	14.775	2:10.232	52	16.100	2:07.194	54	1 LAP	2:19.133	18	12.885	2:07.153	52	17.981	2:07.108	29	22.149	2:07.966
92	1 LAP	2:28.254	29	16.468	2:06.973	18	13.198	2:05.754	4	9 LAPS	21:13.038	192	1 LAP	2:18.819	72	1 LAP	2:18.499
50	23.790	2:07.313	46	1 LAP	2:31.971	52	14.693	2:05.790	52	15.283	2:08.056	29	20.971	2:08.095	192	1 LAP	2:19.277
88	26.167	2:07.842	50	28.405	2:09.895	29	15.863	2:06.592	29	17.286	2:08.889	50	32.222	2:08.407	50	32.661	2:07.227
14	46.482	2:09.616	88	29.426	2:08.539	50	28.390	2:07.182	79	1 LAP	2:21.680	88	36.595	2:10.580	88	38.728	2:08.921
27	1:20.002	2:16.443	92	1 LAP	2:29.522	88	29.206	2:06.977	23	1 LAP	2:20.968	54	1 LAP	2:22.841	54	1 LAP	2:19.628
17	1:32.099	2:13.438	14	51.166	2:09.964	46	1 LAP	2:27.117	54	1 LAP	2:20.181	4	9 LAPS	2:58.072	46	1 LAP	2:27.215
72	1:45.421	2:19.025	27	1:30.905	2:16.183	14	54.383	2:10.414	50	28.225	2:07.301	46	1 LAP	2:25.538	4	9 LAPS	2:58.383
192	1:46.837	2:19.221	17	1:40.087	2:13.268	92	1 LAP	2:28.059	88	30.425	2:08.685	92	1 LAP	2:26.859	92	1 LAP	2:27.270
79	1:59.718	2:18.594	72	1:58.444	2:18.303	27	1:40.844	2:17.136	46	1 LAP	2:23.867	27	2:02.035	2:17.363			
23	2:01.827	2:19.234	192	2:00.310	2:18.753	17	1:48.417	2:15.527	92	1 LAP	2:27.267	17	2:03.207	2:13.789			
54	2:02.615	2:19.371							27	1:49.082	2:15.704						
									17	1:53.828	2:12.877						

Session Start: 10:10:20 - Finish: 10:41:47
Weather/Track Conditions: Cloudy / Dry
Circuit: Silverstone Historic Grand Prix
Track Length: 5.857 Km - 3.6394 miles
Printed: 17-06-2018 - 10:46

Silverstone International Trophy - 16 - 17 Jun 2018

Pre '80 Endurance Challenge

Race 7 - Lap Chart

Lap 13			Lap 14			Lap 15		
NO	Behind	Laptime	NO	Behind	Laptime	NO	Behind	Laptime
1		2:06.306	1		2:05.511	1		2:05.335
27	1 LAP	2:18.130	18	16.010	2:07.825	46	2 LAPS	2:26.111
18	13.696	2:07.025	27	1 LAP	2:19.407	18	16.820	2:06.145
17	1 LAP	2:31.069	92	2 LAPS	2:31.167	52	29.096	2:08.688
29	22.485	2:06.642	52	25.743	2:08.407	29	30.103	2:08.267
52	22.847	2:09.395	29	27.171	2:10.197	27	1 LAP	2:18.186
50	36.808	2:10.453	50	39.925	2:08.628	50	45.012	2:10.422
88	41.282	2:08.860	88	45.437	2:09.666	92	2 LAPS	2:30.971
72	1 LAP	2:20.359	4	10 LAPS	3:01.878	88	49.544	2:09.442
192	1 LAP	2:21.270	72	1 LAP	2:19.377	72	1 LAP	2:21.247
54	1 LAP	2:19.432	192	1 LAP	2:18.255	192	1 LAP	2:18.752
46	1 LAP	2:23.459	17	1 LAP	2:46.920	54	1 LAP	2:17.920
			54	1 LAP	2:18.357	4	10 LAPS	2:58.319

Session Start: 10:10:20 - Finish: 10:41:47
Weather/Track Conditions: Cloudy / Dry
Circuit: Silverstone Historic Grand Prix
Track Length: 5.857 Km - 3.6394 miles
Printed: 17-06-2018 - 10:46

Results: www.mstworld.com. Live Timing: https://livetiming.getraceresults.com/mst. Email: timing@mstworld.com

Silverstone International Trophy - 16 - 17 Jun 2018

Jaguar Classic Challenge

Qualifying for Race 3 - Classification

Sheet No:

POS	NO	DRIVER/S	CLASS	CLASS POS	CAR MAKE / MODEL	TIME	ON	LAPS	GAP	DIFF	MPH
1	21	Graeme Dodd-James Dodd	E	1	Jaguar E-type	2:24.544	9	10			90.64
2	92	Julian Thomas-Callum Lockie	E	2	Jaguar E-type	2:25.360	9	12	0.816	0.816	90.13
3	86	John Pearson-Gary Pearson	E	3	Jaguar E-type	2:26.144	11	11	1.600	0.784	89.65
4	145	Nick Riley-Ben Short	E	4	Jaguar E-type	2:26.925	10	11	2.381	0.781	89.17
5	90	Sandy Watson-Martin O'Connell	E	5	Jaguar E-type	2:28.492	7	8	3.948	1.567	88.23
6	52	Rhea Sautter-Andrew Newall	E	6	Jaguar E-type	2:28.740	9	11	4.196	0.248	88.08
7	27	Stefan Ziegler-Ben Shuckburgh	F	1	Jaguar E-type	2:29.700	11	11	5.156	0.960	87.52
8	10	Simon Butler-Martin Rich	E	7	Jaguar E-type	2:30.273	4	11	5.729	0.573	87.19
9	71	Vincent Gaye-Anthony Reid	E	8	Jaguar E-type	2:30.290	9	9	5.746	0.017	87.18
10	73	Peter Sugden-Simon Tate	E	9	Jaguar E-type	2:32.717	8	11	8.173	2.427	85.79
11	179	Chris Milner-Nigel Greensall	D	1	Jaguar E-type	2:32.828	2	10	8.284	0.111	85.73
12	87	Mark Donnor	E	10	Jaguar E-type	2:32.933	8	11	8.389	0.105	85.67
13	55	Martin Melling-Jason Minshaw	D	2	Jaguar E-type	2:33.801	10	10	9.257	0.868	85.19
14	39	Mark Russell-Tony Jardine	F	2	Jaguar E-type	2:33.906	7	11	9.362	0.105	85.13
15	17	Robert Gate-Matthew Wilson	F	3	Jaguar E-type	2:36.146	10	10	11.602	2.240	83.91
16	11	Robert Farrell	F	4	Jaguar E-type	2:37.225	9	9	12.681	1.079	83.33
17	112	Grahame Bull-Alan Bull	F	5	Jaguar E-type	2:37.632	11	11	13.088	0.407	83.12
18	15	Paul Castaldini	E	11	Jaguar E-type	2:41.081	2	5	16.537	3.449	81.34
19	5	John Burton	A	1	Jaguar XK120	2:43.217	10	10	18.673	2.136	80.27
20	30	Robert Salisbury-Michael Dowd	I	1	Jaguar Mk1	2:43.579	8	10	19.035	0.362	80.09
21	60	Niall McFadden	F	6	Jaguar E-type	2:44.426	10	10	19.882	0.847	79.68
22	33	Paul Kennelly	A	2	Jaguar XK150S	2:44.495	10	10	19.951	0.069	79.65
23	68	Marc Gordon	A	3	Jaguar XK150	2:46.049	11	11	21.505	1.554	78.90
24	23	Roger Cope	B	1	Jaguar Mk1	2:46.478	4	8	21.934	0.429	78.70
25	67	Sandy Watson-Martin O'Connell	F	7	Jaguar E-type	2:46.504	4	5	21.960	0.026	78.69
26	64	James Paterson-Michael Bell	F	8	Jaguar E-type	2:48.105	8	10	23.561	1.601	77.94
27	49	Diane Osborne	B	2	Jaguar Mk1	2:48.130	10	10	23.586	0.025	77.93
28	28	Brian Ellory-William Lynch	F	9	Jaguar E-type	2:50.152	10	10	25.608	2.022	77.00
29	150	Chris Keith-Lucas-Claire Keith-Lucas	A	4	Jaguar XK150	2:50.556	9	10	26.012	0.404	76.82
30	16	Myles Castaldini	F	10	Jaguar E-type	3:02.636	1	2	38.092	12.080	71.74

Cars 67, 71 & 90 require working transponders - Regulation Q12.2.1 refers.

Session Start: 10:07:39 - Finish: 10:37:41
Weather/Track Conditions: Sun / Dry
Circuit: Silverstone Historic Grand Prix
Track Length: 5.857 Km - 3.6394 miles

These results are provisional until the conclusion of any judicial and technical matters.

Clerk of the Course:	Timekeeper:	Issued at:
Julian Floyd		

Silverstone International Trophy - 16 - 17 Jun 2018

Jaguar Classic Challenge

Qualifying for Race 3 - Sector Analysis

5 John Burton (A) — Jaguar XK120

lap	Sect-1	Speed	Sect-2	Speed	Sect-3	Speed	Laptime	Pit
1	1:07.254	97.1	1:28.723	100.9	31.741	103.6	3:07.718	
2	52.644	118.1	1:24.785	108.1	30.407	102.4	2:47.836	
3	52.279	118.1	1:24.436	108.8	30.870	103.4	2:47.585	
4	52.231	118.4	1:23.310	110.4	30.532	102.6	2:46.073	
5	52.183	116.1	1:22.668	108.4	30.615	103.6	2:45.466	
6	52.182	118.1	1:22.642	100.0	31.523	101.3	2:46.347	
7	57.359	91.3	1:38.565	72.4	In		3:24.756	P
8	Out	101.1	1:25.646	107.9	30.360	101.3	5:12.130	P
9	51.503	119.2	1:21.549	110.2	30.380	102.3	2:43.432	
10	51.287	117.7	1:21.108	109.5	30.822	103.7	2:43.217	

10 Simon Butler / Martin Rich (E) — Jaguar E-type

lap	Sect-1	Speed	Sect-2	Speed	Sect-3	Speed	Laptime	Pit
1	50.686	118.8	1:19.866	103.1	29.048	115.0	2:39.600	
2	46.653	134.5	1:17.022	104.7	28.989	115.4	2:32.664	
3	46.639	133.2	1:15.351	115.7	28.514	114.4	2:30.504	
4	46.357	135.6	1:15.703	115.5	28.213	115.8	2:30.273	
5	46.596	128.8	1:18.512	98.8	In		2:46.517	P
6	Out	133.2	1:17.589	116.3	28.766	114.8	4:52.952	P
7	47.726	134.8	1:17.295	117.3	29.343	114.2	2:34.364	
8	48.536	132.9	1:16.358	118.4	28.833	116.8	2:33.727	
9	46.732	133.4	1:15.691	120.3	28.460	115.0	2:30.883	
10	46.891	135.8	1:15.777	119.4	28.453	118.3	2:31.121	
11	46.623	134.8	1:16.145	107.7	28.450	116.2	2:31.218	
12								

11 Robert Farrell (F) — Jaguar E-type

lap	Sect-1	Speed	Sect-2	Speed	Sect-3	Speed	Laptime	Pit
1	58.643	102.8	1:32.827	103.7	30.712		3:02.182	
2	51.057	121.4	1:23.244	103.9	In		2:53.281	P
3	Out	113.6	1:23.072	107.7	30.805		5:39.555	P
4	50.793	124.0	1:20.714	112.6	30.354		2:41.861	
5	50.372	123.4	1:20.508	111.5	In		2:47.290	P
6	Out	99.6	1:27.476	111.3	30.031		4:22.397	P
7	49.729	124.5	1:20.282	115.3	29.251		2:39.262	
8	48.895	124.0	1:19.326	116.5	29.436		2:37.657	
9	49.595	122.2	1:18.365	118.1	29.265		2:37.225	
10								

15 Paul Castaldini (E) — Jaguar E-type

lap	Sect-1	Speed	Sect-2	Speed	Sect-3	Speed	Laptime	Pit
1	1:09.468	84.6	1:29.019	107.9	30.545	107.1	3:09.032	
2	50.794	125.0	1:20.085	103.7	30.202	108.3	2:41.081	
3	50.647	107.7	1:22.610	99.4	30.867	100.3	2:44.124	
4	54.625	95.5	1:40.460	73.3	In		3:19.356	P
5	Out	95.7	1:27.968	81.3	In		6:36.877	P
6								

16 Myles Castaldini (F) — Jaguar E-type

lap	Sect-1	Speed	Sect-2	Speed	Sect-3	Speed	Laptime	Pit
1	1:00.895	106.9	1:30.035	98.1	31.706	101.0	3:02.636	
2	52.326	113.9	1:28.117	97.0	In		3:02.796	P

17 Robert Gate / Matthew Wilson (F) — Jaguar E-type

lap	Sect-1	Speed	Sect-2	Speed	Sect-3	Speed	Laptime	Pit
1	59.260	95.3	1:31.872	94.0	31.674		3:02.806	
2	52.211	124.3	1:22.083	99.3	32.254		2:46.548	
3	50.478	122.5	1:21.207	108.8	30.340		2:42.025	
4	52.659	125.2	1:21.308	106.7	30.353		2:44.320	
5	50.210	122.5	1:20.873	96.8	In		3:03.222	P
6	Out	103.2	1:28.157	104.7	30.793		5:16.448	P
7	50.603	125.4	1:21.274	114.5	29.800	104.9	2:41.677	
8	48.805	125.7	1:19.558	115.3	29.436		2:37.799	
9	49.218	130.8	1:18.264	118.1	29.361		2:36.843	
10	49.221	113.6	1:17.735	116.5	29.190		2:36.146	

21 Dodd / Dodd (E) — Jaguar E-type

lap	Sect-1	Speed	Sect-2	Speed	Sect-3	Speed	Laptime	Pit
1	1:04.265	92.9	1:37.735	104.9	29.852	115.2	3:11.852	
2	46.965	135.3	1:15.083	110.0	28.637	115.0	2:30.685	
3	46.027	131.8	1:16.804	112.8	28.384	113.0	2:31.215	
4	46.915	134.2	1:15.029	106.9	In		2:40.194	P
5	Out	112.8	1:19.906	89.4	28.734	118.7	3:45.037	P
6	45.648	138.4	1:13.871	112.4	29.604	119.6	2:29.123	
7	45.278	137.8	1:12.458	122.7	27.762	118.9	2:25.498	
8	49.037	131.6	1:14.583	116.9	27.564	119.4	2:31.184	
9	45.139	138.4	1:12.180	122.5	27.225	120.5	2:24.544	
10	51.952	102.9	1:22.394	94.4	In		2:53.090	P

23 Roger Cope (B) — Jaguar Mk1

lap	Sect-1	Speed	Sect-2	Speed	Sect-3	Speed	Laptime	Pit
1	1:00.169	102.1	1:27.433	99.6	31.803	102.6	2:59.405	
2	51.961	114.7	1:25.386	105.4	31.757	99.5	2:49.104	
3	51.397	114.1	1:26.619	105.7	31.228	105.4	2:49.244	
4	51.419	113.6	1:23.895	108.6	31.164	104.9	2:46.478	
5	51.352	113.0	1:24.309	103.1	In		2:58.181	P
6	Out	110.2	1:25.955	108.6	31.635	104.1	9:10.254	P
7	52.628	113.7	1:23.700	109.8	32.239	104.1	2:48.567	
8	51.987	113.0	1:23.849	110.2	31.086	105.1	2:46.922	

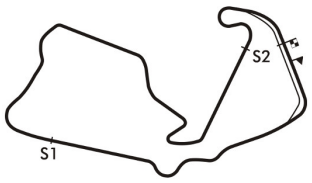

Session Start: 10:07:39 - Finish: 10:37:41
Weather/Track Conditions: Sun / Dry
Circuit: Silverstone Historic Grand Prix
Track Length: 5.857 Km - 3.6394 miles
Printed: 16-06-2018 - 10:43

Silverstone International Trophy - 16 - 17 Jun 2018

Jaguar Classic Challenge

Qualifying for Race 3 - Sector Analysis

27 Ziegler / Shuckburgh (F) — Jaguar E-type

lap	Sect-1	Speed	Sect-2	Speed	Sect-3	Speed	Laptime	Pit
1	59.611	101.1	1:30.627	118.4	29.631	111.8	2:59.869	
2	48.553	122.9	1:19.610	113.4	29.634	113.2	2:37.797	
3	50.075	131.8	1:17.159	120.9	28.454	116.0	2:35.688	
4	47.794	132.4	1:16.944	120.5	29.063	111.8	2:33.801	
5	49.156	125.0	1:18.999	115.5	31.087	88.6	2:39.242	
6	51.341	115.7	1:21.243	102.5	In		2:50.461	P
7	Out	133.4	1:21.052	119.8	28.575	116.2	3:33.138	P
8	47.681	121.6	1:16.639	119.2	28.997	114.8	2:33.317	
9	46.406	134.8	1:16.295	119.2	28.567	115.6	2:31.268	
10	46.702	135.0	1:16.363	116.5	28.618	114.8	2:31.683	
11	46.306	135.6	1:15.211	123.8	28.183	116.8	2:29.700	
12								

28 Ellory / Lynch (F) — Jaguar E-type

lap	Sect-1	Speed	Sect-2	Speed	Sect-3	Speed	Laptime	Pit
1	1:16.150	87.0	1:33.555	87.4	33.117	93.4	3:22.822	
2	56.829	111.1	1:29.848	96.1	32.048		2:58.725	
3	53.404	118.1	1:28.962	101.8	32.209		2:54.575	
4	53.963	115.9	1:28.408	95.9	32.744		2:55.115	
5	53.411	115.7	1:28.219	96.7	In		3:02.139	P
6	Out	110.9	1:25.412	105.7	30.445		5:01.567	P
7	54.971	115.3	1:25.609	105.2	31.309		2:51.889	
8	53.758	116.5	1:25.741	104.0	31.478		2:50.977	
9	59.987	107.2	1:27.522	100.3	31.738		2:59.247	
10	52.645	116.7	1:26.336	102.5	31.171		2:50.152	

30 Salisbury / Dowd (I) — Jaguar Mk1

lap	Sect-1	Speed	Sect-2	Speed	Sect-3	Speed	Laptime	Pit
1	1:06.991	90.6	1:36.753	86.3	34.840		3:18.584	
2	57.521	102.9	1:29.818	99.4	32.849		3:00.188	
3	53.947	111.1	1:27.036	100.3	32.276		2:53.259	
4	53.693	115.1	1:26.205	94.9	31.994		2:51.892	
5	53.626		1:29.599	87.6	In		3:06.875	P
6	Out	115.7	1:23.633	106.5	30.973		4:03.808	P
7	51.837	117.1	1:22.925	107.0	30.777		2:45.539	
8	51.260	117.3	1:21.673	108.2	30.646		2:43.579	
9	51.708	117.3	1:21.829	108.8	30.762		2:44.299	
10	52.238	112.0	1:28.567	97.8	In		3:02.130	P

33 Paul Kennelly (A) — Jaguar XK150S

lap	Sect-1	Speed	Sect-2	Speed	Sect-3	Speed	Laptime	Pit
1	56.526	106.7	1:28.247	93.7	31.898	101.0	2:56.671	
2	53.886	114.9	1:24.888	100.0	31.320	103.1	2:50.094	
3	53.372	114.1	1:25.923	99.4	32.003	101.2	2:51.298	
4	56.438	110.7	1:26.963	100.6	31.109	102.3	2:54.510	
5	51.814	119.4	1:23.081	107.9	31.297	103.2	2:46.192	
6	51.632	119.8	1:22.877	108.8	31.169	103.6	2:45.678	
7	51.959	120.1	1:23.504	103.6	31.094	102.6	2:46.557	
8	55.786	106.5	1:26.178	92.7	In		3:00.092	P
9	Out	118.8	1:23.268	106.4	31.192	102.9	5:16.745	P
10	51.437	119.6	1:22.415	108.2	30.643	104.4	2:44.495	

39 Russell / Jardine (F) — Jaguar E-type

lap	Sect-1	Speed	Sect-2	Speed	Sect-3	Speed	Laptime	Pit
1	58.998	104.9	1:27.712	103.4	30.678	112.6	2:57.388	
2	49.432	125.0	1:19.869	114.9	29.429	112.8	2:38.730	
3	50.816	125.0	1:18.825	112.2	29.752	110.7	2:39.393	
4	49.753	125.7	1:19.886	115.7	29.960	113.4	2:39.599	
5	49.569	125.9	1:20.410	109.1	In		2:55.850	P
6	Out	123.6	1:20.093	116.1	28.850	115.0	4:25.769	P
7	48.091	127.6	1:16.835	119.8	28.980	114.8	2:33.906	
8	48.242	128.3	1:17.654	117.1	29.106	114.8	2:35.002	
9	48.159	127.8	1:17.682	119.8	29.014	115.0	2:34.855	
10	47.863	130.3	1:19.467	118.8	29.018	114.8	2:36.348	
11	48.375	128.8	1:19.042	119.6	29.067	114.8	2:36.484	
12								

49 Diane Osborne (B) — Jaguar Mk1

lap	Sect-1	Speed	Sect-2	Speed	Sect-3	Speed	Laptime	Pit
1	1:05.476	104.0	1:29.254	102.5	31.444	99.8	3:06.174	
2	52.888	117.7	1:25.598	98.8	31.489	99.3	2:49.975	
3	53.840	109.3	1:29.232	103.4	31.598	99.8	2:54.670	
4	54.237	112.4	1:25.558	103.7	32.055	100.1	2:51.850	
5	53.183	115.9	1:28.141	99.9	32.935	97.1	2:54.259	
6	53.515	115.1	1:25.452	107.7	31.934	96.9	2:50.901	
7	53.509	114.1	1:27.297	103.2	33.798	96.3	2:54.604	
8	53.570	115.5	1:29.229	92.3	In		3:06.965	P
9	Out	112.8	1:27.594	107.7	31.150	100.7	4:52.981	P
10	52.148	117.5	1:24.183	105.8	31.799	98.3	2:48.130	

52 Sautter / Newall (E) — Jaguar E-type

lap	Sect-1	Speed	Sect-2	Speed	Sect-3	Speed	Laptime	Pit
1	1:01.546	93.2	1:36.711	104.0	30.553	107.6	3:08.810	
2	51.187	113.0	1:26.817	95.1	30.879	107.1	2:48.883	
3	50.991	117.1	1:21.892	107.5	29.195	109.8	2:42.078	
4	49.604	117.5	1:22.951	111.8	29.615	111.8	2:42.170	
5	49.335	119.0	1:21.776	108.6	30.305	110.3	2:41.416	
6	50.301	115.1	1:21.600	110.4	In		2:51.182	P
7	Out	132.6	1:15.403	115.9	27.966	116.4	3:54.643	P
8	47.226	135.3	1:14.394	116.1	27.935	116.0	2:29.555	
9	45.533	133.4	1:15.046	120.3	28.161	116.4	2:28.740	
10	48.196	134.8	1:14.192	118.8	28.135	114.4	2:30.523	
11	46.909	133.7	1:14.533	123.4	28.096	115.6	2:29.538	
12								

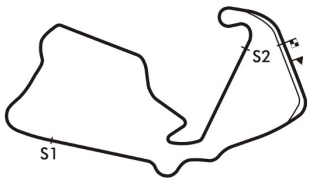

Session Start: 10:07:39 - Finish: 10:37:41
Weather/Track Conditions: Sun / Dry
Circuit: Silverstone Historic Grand Prix
Track Length: 5.857 Km - 3.6394 miles
Printed: 16-06-2018 - 10:43

Silverstone International Trophy - 16 - 17 Jun 2018

Jaguar Classic Challenge

Qualifying for Race 3 - Sector Analysis

55 Melling/Minshaw (D) — Jaguar E-type

lap	Sect-1	Speed	Sect-2	Speed	Sect-3	Speed	Laptime	Pit
1	56.390	106.5	1:28.299	102.1	31.893	102.6	2:56.582	
2	53.479	119.0	1:24.602	100.2	31.145	104.2	2:49.226	
3	52.971	105.2	1:25.179	100.8	31.070	104.7	2:49.220	
4	53.141	113.0	1:24.598	98.0	31.056	105.1	2:48.795	
5	51.488	115.9	1:24.709	102.5	In		3:06.579	P
6	Out	124.0	1:19.471	112.0	29.409	109.4	4:58.446	P
7	48.476	126.4	1:17.404	117.5	29.152	109.6	2:35.032	
8	48.172	125.2	1:16.930	118.1	29.028	110.0	2:34.130	
9	48.231	125.9	1:16.983	119.0	29.000	110.2	2:34.214	
10	47.914	125.7	1:16.632	118.8	29.255	110.7	2:33.801	

60 Niall McFadden (F) — Jaguar E-type

lap	Sect-1	Speed	Sect-2	Speed	Sect-3	Speed	Laptime	Pit
1	58.626	105.5	1:32.259	85.4	33.011	101.2	3:03.896	
2	55.151	110.9	1:33.614	75.0	In		3:13.250	P
3	Out	99.9	1:27.125	108.6	31.668	98.6	5:15.531	P
4	51.854	121.8	1:23.353	111.1	30.995	104.2	2:46.202	
5	51.151	123.8	1:24.366	88.1	31.883	103.2	2:47.400	
6	52.277	120.9	1:23.733	97.0	31.395	100.6	2:47.405	
7	52.265	122.2	1:22.834	100.0	31.317	104.9	2:46.416	
8	50.958	117.9	1:24.918	104.7	31.463	102.9	2:47.339	
9	52.874	123.4	1:23.535	113.4	30.662	104.2	2:47.071	
10	51.496	122.0	1:22.538	113.9	30.392	105.7	2:44.426	

64 Paterson/Bell (F) — Jaguar E-type

lap	Sect-1	Speed	Sect-2	Speed	Sect-3	Speed	Laptime	Pit
1	1:05.404	86.5	1:33.604	103.7	31.244	101.8	3:10.252	
2	53.085	113.7	1:24.193	105.7	31.774	101.5	2:49.052	
3	52.631	121.6	1:26.361	92.1	In		3:04.316	P
4	Out	107.0	1:31.182	98.8	32.543	101.3	4:31.333	P
5	54.003	112.2	1:24.951	104.5	31.669	101.6	2:50.623	
6	52.525	116.7	1:26.478	102.3	31.911	99.8	2:50.914	
7	56.780	87.5	1:28.909	94.0	33.455	96.7	2:59.144	
8	52.661	110.2	1:23.915	104.4	31.529	101.5	2:48.105	
9	52.893	116.5	1:24.218	102.5	31.831	98.3	2:48.942	
10	53.054	111.5	1:24.587	102.5	32.093	93.7	2:49.734	

67 Watson/O'Connell (F) — Jaguar E-type

lap	Sect-1	Speed	Sect-2	Speed	Sect-3	Speed	Laptime	Pit
1							2:54.152	
2							2:49.595	
3							2:49.103	
4							2:46.504	
5							2:46.607	
6								

68 Marc Gordon (A) — Jaguar XK150

lap	Sect-1	Speed	Sect-2	Speed	Sect-3	Speed	Laptime	Pit
1	58.996	91.6	1:32.554	80.2	33.184	97.3	3:04.734	
2	54.220	114.7	1:25.292	97.1	32.612	99.2	2:52.124	
3	52.671	101.1	1:24.835	96.0	32.968	95.6	2:50.474	
4	54.477	106.7	1:27.274	97.1	31.723	99.8	2:53.474	
5	52.129	117.7	1:23.808	104.7	31.128	100.6	2:47.065	
6	51.934	117.1	1:22.813	103.7	31.567	101.5	2:46.314	
7	52.245	118.1	1:23.204	105.4	31.129	101.5	2:46.578	
8	54.532	106.5	1:26.447	104.2	31.393	100.1	2:52.372	
9	54.089	114.7	1:23.554	106.7	31.244	100.9	2:48.887	
10	51.982	120.9	1:22.769	104.9	31.746	98.9	2:46.497	
11	51.967	120.7	1:22.881	98.0	31.201	101.0	2:46.049	
12								

71 Gaye/Reid (E) — Jaguar E-type

lap	Sect-1	Speed	Sect-2	Speed	Sect-3	Speed	Laptime	Pit
1							2:56.710	
2							2:54.497	
3							2:40.427	
4							2:51.377	
5							2:39.533	
6			In		In		8:04.939	P
7							2:37.065	
8							2:31.805	
9							2:30.290	
10								

73 Sugden/Tate (E) — Jaguar E-type

lap	Sect-1	Speed	Sect-2	Speed	Sect-3	Speed	Laptime	Pit
1	53.698	122.7	1:23.620	98.7	31.408	106.1	2:48.726	
2	51.589	122.7	1:22.800	104.7	30.889	104.6	2:45.278	
3	50.156	127.3	1:20.258	111.1	30.284	107.8	2:40.698	
4	48.982	129.6	1:19.776	107.0	30.389	105.9	2:39.147	
5	49.828	125.2	1:21.638	105.4	In		2:51.898	P
6	Out	109.7	1:29.189	106.4	29.486	108.2	4:37.233	P
7	47.554	130.8	1:18.001	111.5	28.496	115.2	2:34.051	
8	47.090	128.6	1:17.043	113.0	28.584	116.4	2:32.717	
9	47.399	125.9	1:17.092	119.4	28.256	114.4	2:32.747	
10	47.675	129.3	1:17.618	116.1	29.067	112.0	2:34.360	
11	47.060	131.6	1:17.904	110.6	28.490	110.7	2:33.454	
12								

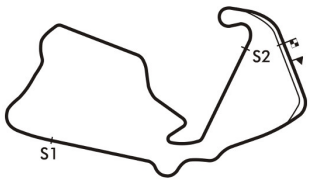

Session Start: 10:07:39 - Finish: 10:37:41
Weather/Track Conditions: Sun/Dry
Circuit: Silverstone Historic Grand Prix
Track Length: 5.857 Km - 3.6394 miles
Printed: 16-06-2018 - 10:43

Silverstone International Trophy - 16 - 17 Jun 2018

Jaguar Classic Challenge

Qualifying for Race 3 - Sector Analysis

86	Pearson/Pearson (E)								Jaguar E-type								
lap	Sect-1	Speed	Sect-2	Speed	Sect-3	Speed	Laptime	Pit	lap	Sect-1	Speed	Sect-2	Speed	Sect-3	Speed	Laptime	Pit
1	49.235	130.1	1:17.715	105.0	29.214	113.2	2:36.164		7	46.068	135.8	1:14.395	117.1	27.963	118.1	2:28.426	
2	47.308	133.9	1:15.021	118.6	28.503	115.0	2:30.832		8	49.724	124.7	1:15.111	117.3	28.437	116.6	2:33.272	
3	46.597	134.8	1:14.466	118.1	28.495	117.2	2:29.558		9	45.266	137.2	1:12.859	119.0	28.091	117.6	2:26.216	
4	46.062	134.8	1:14.236	123.8	28.121	112.2	2:28.419		10	45.313	137.0	1:13.632	124.5	27.654	117.2	2:26.599	
5	46.797	133.2	1:18.130	110.2	In		2:44.174	P	11	45.234	137.8	1:13.085	120.7	27.825	118.3	2:26.144	
6	Out	131.3	1:16.349	108.9	28.960	115.8	4:59.374	P	12								

87	Mark Donnor (E)								Jaguar E-type								
lap	Sect-1	Speed	Sect-2	Speed	Sect-3	Speed	Laptime	Pit	lap	Sect-1	Speed	Sect-2	Speed	Sect-3	Speed	Laptime	Pit
1	1:01.253	95.6	1:37.732	89.2	32.895	99.0	3:11.880		7	47.699	130.8	1:17.344	120.3	28.541	115.8	2:33.584	
2	51.073	122.9	1:22.615	104.0	30.095	108.2	2:43.783		8	47.143	133.9	1:17.308	114.9	28.482	114.6	2:32.933	
3	50.001	125.7	1:20.513	110.9	29.098	110.0	2:39.612		9	47.203	129.8	1:18.379	120.3	28.243	116.2	2:33.825	
4	51.086	125.0	1:20.772	109.5	29.059	110.3	2:40.917		10	47.156	133.7	1:18.665	118.6	28.727	112.4	2:34.548	
5	48.639	126.6	1:19.589	106.9	29.161	113.2	2:37.389		11	47.439	134.8	1:17.382	117.3	28.572	115.0	2:33.393	
6	48.182	130.8	1:17.897	122.9	28.406	113.6	2:34.485		12								

90	Watson/O'Connell (E)								Jaguar E-type								
lap	Sect-1	Speed	Sect-2	Speed	Sect-3	Speed	Laptime	Pit	lap	Sect-1	Speed	Sect-2	Speed	Sect-3	Speed	Laptime	Pit
1							2:47.486		5							2:29.351	
2							2:34.684		6			In		In		7:09.280	P
3							2:32.046		7							2:28.492	
4							2:32.079		8							2:29.576	

92	Thomas/Lockie (E)								Jaguar E-type								
lap	Sect-1	Speed	Sect-2	Speed	Sect-3	Speed	Laptime	Pit	lap	Sect-1	Speed	Sect-2	Speed	Sect-3	Speed	Laptime	Pit
1	47.749	131.1	1:15.327	119.2	27.765	119.6	2:30.841		7	46.343	138.4	1:13.414	126.6	28.321	113.8	2:28.078	
2	46.413	137.5	1:13.496	121.4	27.530	121.1	2:27.439		8	45.612	137.5	1:13.054	128.8	27.688	117.4	2:26.354	
3	45.633	137.8	1:12.991	128.1	27.490	122.0	2:26.114		9	43.956	138.4	1:13.747	128.8	27.657	120.5	2:25.360	
4	45.318	138.4	1:13.742	124.5	27.364	121.3	2:26.424		10	45.258	139.2	1:13.239	129.1	27.477	120.7	2:25.974	
5	47.700	137.8	1:19.527	113.7	In		2:45.098	P	11	47.096	131.8	1:14.824	119.6	27.844	122.0	2:29.764	
6	Out	134.8	1:14.474	126.9	27.615	121.3	3:42.555	P	12	45.989	130.6	1:21.044	79.4	30.466	121.3	2:37.499	

112	Bull/Bull (F)								Jaguar E-type								
lap	Sect-1	Speed	Sect-2	Speed	Sect-3	Speed	Laptime	Pit	lap	Sect-1	Speed	Sect-2	Speed	Sect-3	Speed	Laptime	Pit
1	55.717	115.7	1:26.966	106.5	30.013	108.5	2:52.696		7	51.419	118.1	1:20.956	108.6	30.035	109.1	2:42.410	
2	51.751	122.2	1:22.061	102.9	30.697	107.5	2:44.509		8	49.657	121.6	1:20.916	112.8	29.642	108.7	2:40.215	
3	50.217	119.8	1:20.444	103.1	30.125	108.9	2:40.786		9	49.318	120.7	1:19.174	113.9	30.071	108.9	2:38.563	
4	49.611	121.8	1:22.590	112.2	29.316	108.5	2:41.517		10	49.594	120.7	1:19.554	115.3	29.421	109.1	2:38.569	
5	50.405	119.4	1:20.932	107.4	In		2:49.734	P	11	49.027	121.1	1:18.798	114.5	29.807	97.4	2:37.632	
6	Out	116.1	1:23.965	109.5	30.651	105.9	4:06.054	P	12								

145	Riley/Short (E)								Jaguar E-type								
lap	Sect-1	Speed	Sect-2	Speed	Sect-3	Speed	Laptime	Pit	lap	Sect-1	Speed	Sect-2	Speed	Sect-3	Speed	Laptime	Pit
1	52.466	120.3	1:29.280	108.9	30.590	108.3	2:52.336		7	45.433	135.0	1:14.092	124.7	27.791	122.0	2:27.316	
2	49.647	130.6	1:21.565	110.7	30.021	116.8	2:41.233		8	46.480	135.3	1:14.881	118.8	27.825	120.5	2:29.186	
3	49.459	124.7	1:20.481	100.9	30.927	113.4	2:40.867		9	47.346	134.8	1:14.380	117.1	28.122	122.5	2:29.848	
4	49.146	120.9	1:21.584	109.7	In		2:51.511	P	10	45.671	135.0	1:13.213	119.4	28.041	122.0	2:26.925	
5	Out		1:15.803	117.7	28.141	121.6	3:56.055	P	11	45.727	135.3	1:15.008	105.7	28.060	122.5	2:28.795	
6	45.875	136.1	1:14.904	128.6	28.070	121.8	2:28.849		12								

150	Keith-Lucas/Keith-Lucas (A)								Jaguar XK150								
lap	Sect-1	Speed	Sect-2	Speed	Sect-3	Speed	Laptime	Pit	lap	Sect-1	Speed	Sect-2	Speed	Sect-3	Speed	Laptime	Pit
1	59.283	109.8	1:33.042	95.7	33.478	92.8	3:05.803		6	55.423	113.9	1:28.484	107.2	In		3:04.755	P
2	55.921	113.0	1:32.622	102.0	32.962	97.3	3:01.505		7	Out	99.1	1:27.575	96.6	31.846	95.9	4:35.772	P
3	55.129	113.6	1:31.178	103.6	32.734	98.6	2:59.041		8	54.789	110.9	1:25.582	100.3	32.703	98.0	2:53.074	
4	55.265	114.7	1:30.377	100.8	32.427	98.9	2:58.069		9	53.176	114.1	1:25.864	96.1	31.516	99.0	2:50.556	
5	54.591	114.5	1:28.972	105.4	32.050	99.0	2:55.613		10	53.296	111.5	1:25.722	98.1	31.679	98.7	2:50.697	

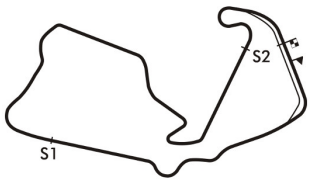

Session Start: 10:07:39 - Finish: 10:37:41
Weather/Track Conditions: Sun / Dry
Circuit: Silverstone Historic Grand Prix
Track Length: 5.857 Km - 3.6394 miles
Printed: 16-06-2018 - 10:43

Silverstone International Trophy - 16 - 17 Jun 2018

Jaguar Classic Challenge

Qualifying for Race 3 - Sector Analysis

179	C. Milner / N. Greensall (D)								Jaguar E-type								
lap	Sect-1	Speed	Sect-2	Speed	Sect-3	Speed	Laptime	Pit	lap	Sect-1	Speed	Sect-2	Speed	Sect-3	Speed	Laptime	Pit
1	48.762	128.1	1:17.125	114.9	28.813	109.4	2:34.700		6	50.122	117.3	1:18.941	111.1	30.227	108.2	2:39.290	
2	47.601	129.1	1:16.579	119.8	28.648	111.1	2:32.828		7	48.615	128.1	1:19.878	114.1	30.311	108.5	2:38.804	
3	47.682	129.8	1:17.099	99.7	In		2:42.619	P	8	48.889	126.4	1:18.324	114.1	29.763	104.4	2:36.976	
4	Out	108.9	1:29.312	104.0	31.224	107.3	4:32.924	P	9	48.889	128.8	1:19.251	116.9	30.981	108.9	2:39.121	
5	49.438	124.3	1:21.135	111.1	30.371	106.9	2:40.944		10	55.343	113.4	1:24.103	100.5	In		3:00.872	P

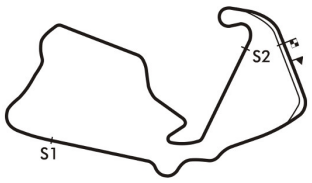

Session Start: 10:07:39 - Finish: 10:37:41
Weather/Track Conditions: Sun / Dry
Circuit: Silverstone Historic Grand Prix
Track Length: 5.857 Km - 3.6394 miles
Printed: 16-06-2018 - 10:43

Silverstone International Trophy - 16 - 17 Jun 2018

Jaguar Classic Challenge

Qualifying for Race 3 - Best Sector Times

	SECTOR 1			SECTOR 2			SECTOR 3		
	NO	TIME	LAP	NO	TIME	LAP	NO	TIME	LAP
1	92	43.956	9	21	1:12.180	9	21	27.225	9
2	21	45.139	9	86	1:12.859	9	92	27.364	4
3	86	45.234	11	92	1:12.991	3	86	27.654	10
4	145	45.433	7	145	1:13.213	10	145	27.791	7
5	52	45.533	9	52	1:14.192	10	52	27.935	8
6	27	46.306	11	27	1:15.211	11	27	28.183	11
7	10	46.357	4	10	1:15.351	3	10	28.213	4
8	73	47.060	11	179	1:16.579	2	87	28.243	9
9	87	47.143	8	55	1:16.632	10	73	28.256	9
10	179	47.601	2	39	1:16.835	7	179	28.648	2
11	39	47.863	10	73	1:17.043	8	39	28.850	6
12	55	47.914	10	87	1:17.308	8	55	29.000	9
13	17	48.805	8	17	1:17.735	10	17	29.190	10
14	11	48.895	8	11	1:18.365	9	11	29.251	7
15	112	49.027	11	112	1:18.798	11	112	29.316	4
16	15	50.647	3	15	1:20.085	2	15	30.202	2
17	60	50.958	8	5	1:21.108	10	5	30.360	8
18	30	51.260	8	30	1:21.673	8	60	30.392	10
19	5	51.287	10	33	1:22.415	10	28	30.445	6
20	23	51.352	5	60	1:22.538	10	33	30.643	10
21	33	51.437	10	68	1:22.769	10	30	30.646	8
22	68	51.934	6	23	1:23.700	7	23	31.086	8
23	49	52.148	10	64	1:23.915	8	68	31.128	5
24	16	52.326	2	49	1:24.183	10	49	31.150	9
25	64	52.525	6	28	1:25.412	6	64	31.244	1
26	28	52.645	10	150	1:25.582	8	150	31.516	9
27	150	53.176	9	16	1:28.117	2	16	31.706	1
28	67			67			67		
29	71			71			71		
30	90			90			90		

IDEAL / BEST LAP COMPARISON

NO	NAME	BEST	IN	IDEAL	DIFF
21	Dodd/Dodd	2:24.544	9	2:24.544	+0.000
92	Thomas/Lockie	2:25.360	9	2:24.311	+1.049
86	Pearson/Pearson	2:26.144	11	2:25.747	+0.397
145	Riley/Short	2:26.925	10	2:26.437	+0.488
90	Watson/O'Connell	2:28.492	7		+
52	Sautter/Newall	2:28.740	9	2:27.660	+1.080
27	Ziegler/Shuckburgh	2:29.700	11	2:29.700	+0.000
10	Simon Butler/Martin	2:30.273	4	2:29.921	+0.352
71	Gaye/Reid	2:30.290	9		+
73	Sugden/Tate	2:32.717	8	2:32.359	+0.358
179	C. Milner/N. Greens	2:32.828	2	2:32.828	+0.000
87	Mark Donnor	2:32.933	8	2:32.694	+0.239
55	Melling/Minshaw	2:33.801	10	2:33.546	+0.255
39	Russell/Jardine	2:33.906	7	2:33.548	+0.358
17	Robert Gate/Matthev	2:36.146	10	2:35.730	+0.416
11	Robert Farrell	2:37.225	9	2:36.511	+0.714
112	Bull/Bull	2:37.632	11	2:37.141	+0.491
15	Paul Castaldini	2:41.081	2	2:40.934	+0.147
5	John Burton	2:43.217	10	2:42.755	+0.462
30	Salisbury/Dowd	2:43.579	8	2:43.579	+0.000
60	Niall McFadden	2:44.426	10	2:43.888	+0.538
33	Paul Kennelly	2:44.495	10	2:44.495	+0.000
68	Marc Gordon	2:46.049	11	2:45.831	+0.218
23	Roger Cope	2:46.478	4	2:46.138	+0.340
67	Watson/O'Connell	2:46.504	4		+
64	Paterson/Bell	2:48.105	8	2:47.684	+0.421
49	Diane Osborne	2:48.130	10	2:47.481	+0.649
28	Ellory/Lynch	2:50.152	10	2:48.502	+1.650
150	Keith-Lucas/Keith-Lu	2:50.556	9	2:50.274	+0.282
16	Myles Castaldini	3:02.636	1	2:52.149	+10.487

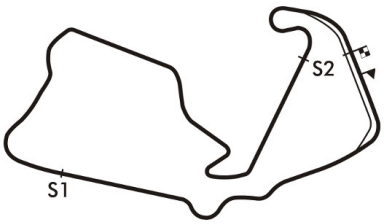

Session Start: 10:07:39 - Finish: 10:37:41
Weather/Track Conditions: Sun / Dry
Circuit: Silverstone Historic Grand Prix
Track Length: 5.857 Km - 3.6394 miles

Printed: 16-06-2018 - 10:47

Silverstone International Trophy - 16 - 17 Jun 2018

Jaguar Classic Challenge

Qualifying for Race 3 - Best Sector Speeds

	NO	SECTOR 1	MPH	NO	SECTOR 2	MPH	NO	SECTOR 3	MPH
1	92	Thomas/Lockie	139.2	92	Thomas/Lockie	129.1	145	Riley/Short	122.5
2	21	Dodd/Dodd	138.4	145	Riley/Short	128.6	92	Thomas/Lockie	122.0
3	86	Pearson/Pearson	137.8	86	Pearson/Pearson	124.5	21	Dodd/Dodd	120.5
4	145	Riley/Short	136.1	27	Ziegler/Shuckburgh	123.8	10	Simon Butler/Martin Rich	118.3
5	10	Simon Butler/Martin Rich	135.8	52	Sautter/New all	123.4	86	Pearson/Pearson	118.3
6	27	Ziegler/Shuckburgh	135.6	87	Mark Donnor	122.9	27	Ziegler/Shuckburgh	116.8
7	52	Sautter/New all	135.3	21	Dodd/Dodd	122.7	52	Sautter/New all	116.4
8	87	Mark Donnor	134.8	10	Simon Butler/Martin Rich	120.3	73	Sugden/Tate	116.4
9	73	Sugden/Tate	131.6	39	Russell/Jardine	119.8	87	Mark Donnor	116.2
10	17	Robert Gate/Matthew Wilson	130.8	179	C. Milner/N. Greensall	119.8	39	Russell/Jardine	115.0
11	39	Russell/Jardine	130.3	73	Sugden/Tate	119.4	179	C. Milner/N. Greensall	111.1
12	179	C. Milner/N. Greensall	129.8	55	Melling/Minshaw	119.0	55	Melling/Minshaw	110.7
13	55	Melling/Minshaw	126.4	11	Robert Farrell	118.1	112	Bull/Bull	109.1
14	15	Paul Castaldini	125.0	17	Robert Gate/Matthew Wilson	118.1	15	Paul Castaldini	108.3
15	11	Robert Farrell	124.5	112	Bull/Bull	115.3	60	Niall McFadden	105.7
16	60	Niall McFadden	123.8	60	Niall McFadden	113.9	23	Roger Cope	105.4
17	112	Bull/Bull	122.2	5	John Burton	110.4	17	Robert Gate/Matthew Wilson	104.9
18	64	Paterson/Bell	121.6	23	Roger Cope	110.2	33	Paul Kennelly	104.4
19	68	Marc Gordon	120.9	30	Salisbury/Dowd	108.8	5	John Burton	103.7
20	33	Paul Kennelly	120.1	33	Paul Kennelly	108.8	64	Paterson/Bell	101.8
21	5	John Burton	119.2	15	Paul Castaldini	107.9	68	Marc Gordon	101.5
22	28	Ellory/Lynch	118.1	49	Diane Osborne	107.7	16	Myles Castaldini	101.0
23	49	Diane Osborne	117.7	150	Keith-Lucas/Keith-Lucas	107.2	49	Diane Osborne	100.7
24	30	Salisbury/Dowd	117.3	68	Marc Gordon	106.7	150	Keith-Lucas/Keith-Lucas	99.0
25	23	Roger Cope	114.7	28	Ellory/Lynch	105.7	28	Ellory/Lynch	93.4
26	150	Keith-Lucas/Keith-Lucas	114.7	64	Paterson/Bell	105.7	11	Robert Farrell	0.0
27	16	Myles Castaldini	113.9	16	Myles Castaldini	98.1	30	Salisbury/Dowd	0.0
28	67	Watson/O'Connell	0.0	67	Watson/O'Connell	0.0	67	Watson/O'Connell	0.0
29	71	Gaye/Reid	0.0	71	Gaye/Reid	0.0	71	Gaye/Reid	0.0
30	90	Watson/O'Connell	0.0	90	Watson/O'Connell	0.0	90	Watson/O'Connell	0.0

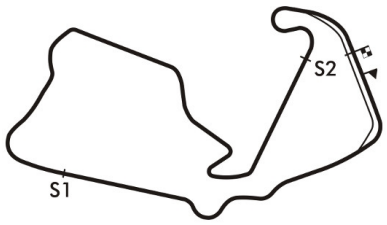

Session Start: 10:07:39 - Finish: 10:37:41
Weather/Track Conditions: Sun / Dry
Circuit: Silverstone Historic Grand Prix
Track Length: 5.857 Km - 3.6394 miles

Printed: 16-06-2018 - 10:47

Silverstone International Trophy - 16 - 17 Jun 2018

Jaguar Classic Challenge

Race 3 - Starting Grid

Sheet No:

Start Time : 14:55 - Heat Duration : 1 Hour

15	30	16	Myles Castaldini	29	150	Keith-Lucas/Keith-Lucas
14	28	28	Ellory/Lynch	27	49	Diane Osborne
13	26	64	Paterson/Bell	25	67	Watson/O'Connell
12	24	23	Roger Cope	23	68	Marc Gordon
11	22	33	Paul Kennelly	21	60	Niall McFadden
10	20	30	Salisbury/Dowd	19	5	John Burton
9	18	15	Paul Castaldini	17	112	Bull/Bull
8	16	11	Robert Farrell	15	17	Robert Gate/Matthew Wilson
7	14	39	Russell/Jardine	13	55	Melling/Minshaw
6	12	87	Mark Donnor	11	179	C. Milner/N. Greensall
5	10	73	Sugden/Tate	9	71	Gaye/Reid
4	8	10	Simon Butler/Martin Rich	7	27	Ziegler/Shuckburgh
3	6	52	Sautter/Newall	5	90	Watson/O'Connell
2	4	145	Riley/Short	3	86	Pearson/Pearson
1	2	92	Thomas/Lockie	1	21	Dodd/Dodd

ROW — Pole Left

Circuit: Silverstone Historic Grand Prix
Track Length: 5.857 Km - 3.6394 miles

These results are provisional until the conclusion of any judicial and technical matters.

Clerk of the Course:	Timekeeper:	Issued at:
Julian Floyd		

MST

Printed : 16-06-2018 - 10:43

Silverstone International Trophy - 16 - 17 Jun 2018

Jaguar Classic Challenge

Race 3 - Classification

Sheet No:

POS	NO	DRIVER/S	CLASS	CLASS POS	CAR MAKE / MODEL	TIME	LAPS	GAP	DIFF	MPH	BEST	ON
1	21	James Dodd	E	1	Jaguar E-type	1:02:02.40	23	-- 23 laps		80.95	2:28.561	6
2	86	John Pearson-Gary Pearson	E	2	Jaguar E-type	1:02:45.79	23	43.384	43.384	80.02	2:28.424	6
3	145	Nick Riley-Ben Short	E	3	Jaguar E-type	1:04:10.48	23	2:08.076	1:24.692	78.26	2:28.836	5
4	10	Martin Rich-Simon Butler	E	4	Jaguar E-type	1:04:40.73	23	2:38.331	30.255	77.65	2:32.835	9
5	71	Vincent Gaye-Anthony Reid	E	5	Jaguar E-type	1:02:29.40	22	-- 22 laps	28.075	76.87	2:35.234	5
6	179	Chris Milner-Nigel Greensall	D	1	Jaguar E-type	1:02:47.61	22	18.211	18.211	76.50	2:35.764	22
7	87	Mark Donnor	E	6	Jaguar E-type	1:02:58.96	22	29.560	11.349	76.27	2:36.694	8
8	52	Andrew Newall-Rhea Sautter	E	7	Jaguar E-type	1:03:01.59	22	32.190	2.630	76.22	2:30.049	5
9	39	Mark Russell-Tony Jardine	F	1	Jaguar E-type	1:03:03.02	22	33.628	1.438	76.19	2:36.453	6
10	112	Grahame Bull-Alan Bull	F	2	Jaguar E-type	1:03:52.76	22	1:23.369	49.741	75.20	2:37.195	8
11	55	Martin Melling-Jason Minshaw	D	2	Jaguar E-type	1:04:05.49	22	1:36.091	12.722	74.95	2:39.987	22
12	73	Simon Tate-Peter Sugden	E	8	Jaguar E-type	1:02:12.39	21	-- 21 laps	46.890	73.71	2:35.305	8
13	33	Paul Kennelly	A	1	Jaguar XK150S	1:03:33.53	21	1:21.137	1:21.137	72.15	2:45.689	5
14	15	Paul Castaldini	E	9	Jaguar E-type	1:03:43.38	21	1:30.988	9.851	71.96	2:42.680	8
15	16	Myles Castaldini	F	3	Jaguar E-type	1:03:44.07	21	1:31.682	0.694	71.94	2:43.759	6
16	60	Niall McFadden	F	4	Jaguar E-type	1:03:47.36	21	1:34.970	3.288	71.89	2:48.223	5
17	68	Marc Gordon	A	2	Jaguar XK150	1:04:12.57	21	2:00.177	25.207	71.41	2:47.675	5
18	30	Robert Salisbury-Michael Dowd	I	1	Jaguar Mk1	1:02:20.51	20	-- 20 laps	1:01.436	70.05	2:51.552	20
19	150	Chris Keith-Lucas-Claire Keith-Lucas	A	3	Jaguar XK150	1:04:06.30	20	1:45.785	1:45.785	68.12	2:51.893	8
20	17	Matthew Wilson-Robert Gate	F	5	Jaguar E-type	1:04:10.15	20	1:49.643	3.858	68.05	2:37.054	4
21	28	Brian Ellory-William Lynch	F	6	Jaguar E-type	1:02:21.86	18	-- 18 laps	4:03.705	63.02	2:58.681	17
		---------- NOT CLASSIFIED ----------										
DNC	64	James Paterson-Michael Bell	F		Jaguar E-type	1:04:49.08	16	-- 16 laps	8:29.943	53.90	2:48.405	6
DNF	27	Ben Shuckburgh-Stefan Ziegler	F		Jaguar E-type	31:03.247	12	-- 12 laps		84.38	2:31.399	7
DNF	23	Roger Cope	B		Jaguar Mk1	41:55.005	12	10:51.758	10:51.75	62.51	2:45.052	5
DNF	49	Diane Osborne	B		Jaguar Mk1	32:47.298	10	-- 10 laps	4:25.300	66.59	2:53.713	4
DNF	5	John Burton	A		Jaguar XK120	19:44.936	7	-- 7 laps --		77.40	2:46.950	6
DNF	67	Sandy Watson-Martin O'Connell	F		Jaguar E-type	29:27.431	1	-- 1 laps --	26:32.07	7.41		
DNF	92	Julian Thomas-Callum Lockie	E		Jaguar E-type							
DNF	11	Robert Farrell	F		Jaguar E-type							

---------- FASTEST LAP SUMMARY ----------

NO	DRIVER/S	CLASS	CAR MAKE / MODEL	FASTEST LAP	ON	MPH
86	John Pearson/Gary Pearson	E	Jaguar E-type	2:28.424	6	88.27
27	Ben Shuckburgh/Stefan Ziegler	F	Jaguar E-type	2:31.399	7	86.54
179	Chris Milner/Nigel Greensall	D	Jaguar E-type	2:35.764	22	84.11
23	Roger Cope	B	Jaguar Mk1	2:45.052	5	79.38
33	Paul Kennelly	A	Jaguar XK150S	2:45.689	5	79.07
30	Robert Salisbury/Michael Dowd	I	Jaguar Mk1	2:51.552	20	76.37

Session Start: 14:59:09 - Finish: 16:01:11
Weather/Track Conditions: Rain / Damp
Circuit: Silverstone Historic Grand Prix
Track Length: 5.857 Km - 3.6394 miles

These results are provisional until the conclusion of any judicial and technical matters.

Clerk of the Course:	Timekeeper:	Issued at:
Julian Floyd		

MST

Printed: 16-06-2018 - 16:04

Silverstone International Trophy - 16 - 17 Jun 2018

Jaguar Classic Challenge

Race 3 - Sector Analysis

5	John Burton (A)								Jaguar XK120								
lap	Sect-1	Speed	Sect-2	Speed	Sect-3	Speed	Laptime	Pit	lap	Sect-1	Speed	Sect-2	Speed	Sect-3	Speed	Laptime	Pit
1		110.4	1:25.712	100.3	31.808	98.6	2:55.359		5	52.133	116.7	1:23.985	108.4	31.515	100.1	2:47.633	
2	53.732	115.5	1:25.355	107.2	31.291	100.7	2:50.378		6	52.091	115.7	1:23.495	109.3	31.364	97.4	2:46.950	
3	52.567	116.9	1:23.675	107.5	31.342	99.2	2:47.584		7	52.553	117.1	1:24.151	107.0	32.180	98.3	2:48.884	
4	52.406	117.1	1:24.252	107.0	31.490	100.1	2:48.148		8								

10	Martin Rich / Simon Butler (E)								Jaguar E-type								
lap	Sect-1	Speed	Sect-2	Speed	Sect-3	Speed	Laptime	Pit	lap	Sect-1	Speed	Sect-2	Speed	Sect-3	Speed	Laptime	Pit
1		133.4	1:17.445	107.9	30.712	109.4	2:37.751		13	Out	105.2	1:38.698	79.2	36.891	87.2	4:49.558	P
2	47.943	133.4	1:17.668	111.7	29.640	113.4	2:35.251		14	59.853	98.7	1:33.008	86.5	35.378	92.1	3:08.239	
3	47.383	133.7	1:16.890	108.6	29.633	113.6	2:33.906		15	57.241	110.2	1:31.308	85.9	35.476	92.2	3:04.025	
4	46.778	135.6	1:16.974	115.3	29.309	112.6	2:33.061		16	57.241	109.5	1:29.651	88.3	34.747	94.9	3:01.639	
5	47.147	133.7	1:16.837	119.2	29.328	113.0	2:33.312		17	54.600	116.7	1:25.311	91.9	34.020	97.7	2:53.931	
6	47.222	133.9	1:16.633	120.1	29.087	114.0	2:32.942		18	53.279	118.8	1:23.548	85.6	34.228	95.2	2:51.055	
7	46.915	133.4	1:17.390	115.9	29.189	115.0	2:33.494		19	53.151	116.9	1:20.796	97.5	33.137	102.0	2:47.084	
8	47.162	135.3	1:18.323	115.3	29.664	110.9	2:35.149		20	50.465		1:20.532	92.2	32.017	102.3	2:43.014	
9	47.218	135.8	1:16.511	119.8	29.106	113.0	2:32.835		21	49.372	127.3	1:20.105	99.0	30.898	108.3	2:40.375	
10	47.205	133.7	1:17.451	113.4	30.383	105.6	2:35.039		22	49.586	121.6	1:19.652	102.9	30.559	106.2	2:39.797	
11	48.725	135.3	1:19.564	108.4	30.101	106.6	2:38.390		23	48.841	125.0	1:20.248	94.8	30.325	101.6	2:39.414	
12	50.565	131.3	1:30.500	90.9	In		3:01.478	P	24								

11	Robert Farrell (F)								Jaguar E-type								
lap	Sect-1	Speed	Sect-2	Speed	Sect-3	Speed	Laptime	Pit	lap	Sect-1	Speed	Sect-2	Speed	Sect-3	Speed	Laptime	Pit

15	Paul Castaldini (E)								Jaguar E-type								
lap	Sect-1	Speed	Sect-2	Speed	Sect-3	Speed	Laptime	Pit	lap	Sect-1	Speed	Sect-2	Speed	Sect-3	Speed	Laptime	Pit
1		108.9	1:24.668	98.4	32.800	101.3	2:59.456		12	1:00.061	108.6	1:38.676	85.6	36.316	92.2	3:15.053	
2	55.043	111.5	1:26.283	104.7	31.736	105.2	2:53.062		13	59.641	103.1	1:33.655	93.2	35.304	97.3	3:08.600	
3	52.981	114.9	1:22.970	109.8	31.390	106.8	2:47.341		14	57.249	113.4	1:32.372	97.3	34.799	94.4	3:04.420	
4	51.425	119.0	1:23.397	108.1	31.857	100.3	2:46.679		15	56.370	108.9	1:31.682	93.5	51.972	92.4	3:20.024	
5	51.789	122.2	1:23.572	113.0	31.408	102.6	2:46.769		16	57.325	111.1	1:33.061	101.8	34.240	99.0	3:04.626	
6	51.907	113.6	1:24.362	100.5	31.563	104.1	2:47.832		17	58.466	103.9	1:31.518	96.4	34.050	99.8	3:04.034	
7	51.805	121.6	1:23.198	109.5	30.795	108.5	2:45.798		18	56.373	116.3	1:30.074	96.4	33.758	101.3	3:00.205	
8	50.624	122.9	1:20.798	110.9	31.258	107.5	2:42.680		19	57.160	117.3	1:27.580	100.0	33.078	97.1	2:57.818	
9	51.841	106.5	1:24.174	104.0	32.118	98.6	2:48.133		20	55.595	107.4	1:27.054	106.4	33.253	99.9	2:55.902	
10	52.909	118.6	1:24.300	104.0	In		2:58.116	P	21	55.071	113.9	1:25.921	99.0	32.798	96.3	2:53.790	
11	Out	102.5	1:33.426	105.4	48.643	87.6	4:43.044	P	22								

16	Myles Castaldini (F)								Jaguar E-type								
lap	Sect-1	Speed	Sect-2	Speed	Sect-3	Speed	Laptime	Pit	lap	Sect-1	Speed	Sect-2	Speed	Sect-3	Speed	Laptime	Pit
1		114.5	1:26.311	110.2	32.142	94.4	3:01.181		12	57.999	109.5	1:34.716	83.8	In		3:18.993	P
2	53.782	112.4	1:26.866	110.0	31.914	101.6	2:52.562		13	Out	100.3	1:50.811	90.9	35.550	91.9	4:50.254	P
3	52.421	114.1	1:23.373	105.7	31.028	104.1	2:46.822		14	58.639	106.0	1:32.805	97.7	43.136	82.3	3:14.580	
4	51.610	120.5	1:22.891	107.2	31.739	100.6	2:46.240		15	59.341	110.2	1:33.421	92.6	35.432	88.9	3:08.194	
5	52.365	118.4	1:22.208	110.9	31.541	100.9	2:46.114		16	57.882	107.4	1:29.976	96.6	35.683	86.8	3:03.541	
6	51.153	117.7	1:21.324	116.7	31.282	94.5	2:43.759		17	57.678	113.7	1:31.419	95.3	34.724	89.2	3:03.821	
7	52.402	117.7	1:23.692	114.5	31.337	97.7	2:47.431		18	57.557	111.7	1:26.890	100.9	34.282	89.6	2:58.729	
8	51.872	120.5	1:21.504	109.1	31.277	100.9	2:44.653		19	54.540	115.9	1:24.976	104.7	32.478	96.9	2:51.994	
9	51.986	108.2	1:24.126	101.2	32.574	97.0	2:48.686		20	53.549	117.5	1:25.189	106.2	31.633	97.3	2:50.371	
10	53.823	119.0	1:23.965	100.2	33.754	91.7	2:51.542		21	52.678	108.8	1:25.814	100.6	32.951	97.6	2:51.443	
11	54.869	115.7	1:52.734	94.4	35.563	90.2	3:23.166		22								

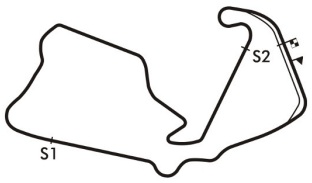

Session Start: 14:59:09 - Finish: 16:01:11
Weather/Track Conditions: Rain / Damp
Circuit: Silverstone Historic Grand Prix
Track Length: 5.857 Km - 3.6394 miles
Printed: 16-06-2018 - 16:05

Silverstone International Trophy - 16 - 17 Jun 2018

Jaguar Classic Challenge

Race 3 - Sector Analysis

17 Matthew Wilson / Robert Gate (F) — Jaguar E-type

lap	Sect-1	Speed	Sect-2	Speed	Sect-3	Speed	Laptime	Pit
1		88.0	1:34.255	86.6	In		3:24.293	P
2	Out	121.8	1:21.336	95.1	31.414	105.2	4:35.190	P
3	50.142	120.7	1:20.554	107.4	30.361		2:41.057	
4	48.419	128.6	1:18.906	117.3	29.729		2:37.054	
5	48.298	129.1	1:18.424	113.6	30.676		2:37.398	
6	48.244	128.8	1:19.257	118.6	29.865		2:37.366	
7	48.910	125.9	1:18.722	113.6	30.287		2:37.919	
8	49.214	130.1	1:20.614	108.2	32.177	101.3	2:42.005	
9	52.476	115.7	1:22.744	107.2	In		2:57.286	P
10	Out	104.0	1:47.372	70.4	40.212		4:53.445	P
11	1:06.869	84.9	1:50.114	62.5	42.715		3:39.698	
12	1:11.451		1:47.449	73.3	40.440		3:39.340	
13	1:04.732	103.9	1:42.909	79.1	38.873	84.5	3:26.514	
14	1:01.409	99.0	1:37.386	81.4	40.924	80.9	3:19.719	
15	1:00.252	105.0	1:38.641	84.8	37.051		3:15.944	
16	58.674	111.1	1:36.502	88.2	36.372		3:11.548	
17	59.311	112.0	1:29.636	98.0	34.313		3:03.260	
18	55.909	115.5	1:28.885	98.1	34.333		2:59.127	
19	56.130	105.5	1:28.834	97.8	33.355		2:58.319	
20	54.736	118.1	1:26.132	96.6	32.809		2:53.677	

21 James Dodd (E) — Jaguar E-type

lap	Sect-1	Speed	Sect-2	Speed	Sect-3	Speed	Laptime	Pit
1		137.0	1:15.776	109.3	28.956	117.2	2:30.547	
2	46.397	137.2	1:15.430	114.3	28.865	117.6	2:30.692	
3	46.141	137.5	1:14.205	119.2	28.754	112.2	2:29.100	
4	46.475	137.5	1:14.502	113.0	29.266	118.5	2:30.243	
5	45.826	138.1	1:14.545	118.6	28.519	117.0	2:28.890	
6	45.757	137.8	1:14.585	119.2	28.219	118.1	2:28.561	
7	45.762	138.9	1:14.867	115.5	28.696	117.2	2:29.325	
8	46.027	133.2	1:14.287	117.7	28.719	117.0	2:29.033	
9	46.326	132.1	1:15.287	111.8	29.739	115.4	2:31.352	
10	45.965	137.8	1:14.450	111.5	28.860	117.0	2:29.275	
11	47.422	137.2	1:15.621	116.7	28.877	116.8	2:31.920	
12	47.250	133.7	1:23.407	103.7	32.376	103.9	2:43.033	
13	53.343	116.1	1:26.160	98.7	32.999	101.0	2:52.502	
14	53.923	117.3	1:29.748	95.9	33.654	98.7	2:57.325	
15	53.963		1:26.525	87.4	34.609	104.7	2:55.097	
16	53.009	126.4	1:25.186	96.6	In		2:57.163	P
17	Out	133.4	1:23.909	103.9	33.163	103.7	4:06.732	P
18	50.702	135.3	1:21.386	105.0	32.639	97.9	2:44.727	
19	50.151	137.2	1:19.547	104.9	32.473	102.8	2:42.171	
20	49.829	132.9	1:20.536	102.9	32.437	105.7	2:42.802	
21	49.735	119.4	1:18.322	101.1	31.612	108.7	2:39.669	
22	49.315	121.8	1:17.389	106.7	31.951	101.2	2:38.655	
23	48.046	132.6	1:15.868	106.5	29.680	115.2	2:33.594	
24								

23 Roger Cope (B) — Jaguar Mk1

lap	Sect-1	Speed	Sect-2	Speed	Sect-3	Speed	Laptime	Pit
1		116.3	1:26.803	101.2	32.867	99.5	3:02.188	
2	53.168	118.1	1:26.443	110.6	32.735	101.8	2:52.346	
3	52.563	116.5	1:24.105	110.2	31.518	103.2	2:48.186	
4	51.333	117.5	1:23.688	110.7	31.216	100.7	2:46.237	
5	51.424	117.3	1:22.425	111.8	31.203	102.1	2:45.052	
6	52.633	117.9	1:23.421	108.2	31.834	103.2	2:47.888	
7	52.323	117.5	1:23.780	112.2	31.134	103.4	2:47.237	
8	51.852	113.6	1:25.596	109.7	31.267	102.0	2:48.715	
9	51.163	117.7	1:24.236	110.7	31.595	102.9	2:46.994	
10	52.621	117.3	1:25.923	103.9	In		2:57.155	P
11	Out	116.1	1:47.137	105.0	6:06.988	77.3	10:20.267	P
12	59.919	108.4	1:37.103	101.5	35.718	91.9	3:12.740	

27 Ben Shuckburgh / Stefan Ziegler (F) — Jaguar E-type

lap	Sect-1	Speed	Sect-2	Speed	Sect-3	Speed	Laptime	Pit
1		136.1	1:17.035	94.7	31.056	105.9	2:36.774	
2	48.014	133.2	1:17.677	108.1	29.451	109.2	2:35.142	
3	47.219	135.0	1:17.216	107.2	29.321	113.4	2:33.756	
4	46.628	135.0	1:16.511	114.7	28.940	112.6	2:32.079	
5	46.941	135.3	1:15.827	116.5	28.694	113.8	2:31.462	
6	47.663	135.0	1:16.175	118.6	28.832	113.4	2:32.670	
7	46.177	132.9	1:16.300	117.3	28.922	115.4	2:31.399	
8	47.264	134.5	1:18.599	118.4	29.026	111.8	2:34.889	
9	46.666	133.7	1:16.356	114.7	29.318	110.2	2:32.340	
10	46.965	130.1	1:17.708	108.1	30.283	106.4	2:34.956	
11	48.902	132.9	1:18.434	109.7	29.606	106.8	2:36.942	
12	49.293	123.8	1:28.079	103.7	33.466	99.5	2:50.838	

28 Brian Ellory / William Lynch (F) — Jaguar E-type

lap	Sect-1	Speed	Sect-2	Speed	Sect-3	Speed	Laptime	Pit
1		109.7	1:31.400	92.4	35.579		3:12.040	
2	57.115	113.7	1:33.913	85.7	36.034		3:07.062	
3	58.620	112.6	1:34.995	84.3	36.465		3:10.080	
4	58.813	107.4	1:37.672	82.2	37.048		3:13.533	
5	58.944	107.9	1:36.845	82.0	37.508		3:13.297	
6	59.823	110.0	1:36.434	87.8	37.309		3:13.566	
7	1:01.871	99.4	1:37.703	81.2	In		3:21.833	P
8	Out	99.6	1:42.220	85.2	38.505		5:21.049	P
9	1:03.353	91.2	1:45.023	73.0	39.623		3:27.999	
10	1:04.468	94.0	1:43.672	73.3	In		3:34.372	P
11	Out		1:38.415	94.8	41.372		5:34.270	P
12	1:01.649	100.6	1:38.506	80.6	36.966		3:17.121	
13	1:01.617	99.1	1:35.159	91.1	35.551		3:12.327	
14	59.351	107.2	1:34.973	84.2	35.873		3:10.197	
15	57.822	112.4	1:32.228	91.1	35.312		3:05.362	
16	59.510	106.4	1:31.022	93.6	34.498		3:05.030	
17	55.780	110.2	1:29.659	95.6	33.242		2:58.681	
18	56.042	106.2	1:34.096	88.7	33.911		3:04.049	

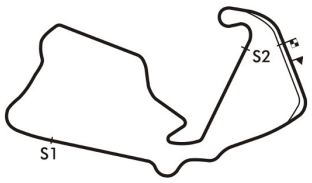

Session Start: 14:59:09 - Finish: 16:01:11
Weather/Track Conditions: Rain / Damp
Circuit: Silverstone Historic Grand Prix
Track Length: 5.857 Km - 3.6394 miles
Printed: 16-06-2018 - 16:05

Silverstone International Trophy - 16 - 17 Jun 2018

Jaguar Classic Challenge

Race 3 - Sector Analysis

30 Robert Salisbury / Michael Dowd (I) — Jaguar Mk1

lap	Sect-1	Speed	Sect-2	Speed	Sect-3	Speed	Laptime	Pit
1		108.2	1:28.647	98.3	32.594		3:04.794	
2	54.288	113.2	1:26.794	94.1	32.576		2:53.658	
3	55.166	110.9	1:27.172	98.4	32.382		2:54.720	
4	54.986	113.9	1:27.646	98.8	32.786		2:55.418	
5	55.829	98.5	1:26.990	106.2	32.240		2:55.059	
6	55.178	109.7	1:30.162	95.9	32.717		2:58.057	
7	54.808	109.3	1:30.924	106.5	32.432		2:58.164	
8	54.003	113.4	1:26.623	106.7	32.711		2:53.337	
9	58.735	96.3	1:36.141	91.4	In		3:17.692	P
10	Out	113.2	1:43.751	90.9	35.582		4:47.396	P
11	1:01.151	107.5	1:40.842	90.9	37.108		3:19.101	
12	1:00.459		1:36.188	88.3	36.137		3:12.784	
13	59.987		1:35.404	91.7	36.084		3:11.475	
14	59.140	111.5	1:32.213	99.0	35.474		3:06.827	
15	58.547	112.8	1:31.512	100.6	39.926		3:09.985	
16	56.483	111.5	1:29.853	89.2	34.796		3:01.132	
17	56.106	111.5	1:28.252	97.8	34.615		2:58.973	
18	54.654	110.6	1:27.176	94.1	34.483		2:56.313	
19	55.795	113.7	1:25.136	100.8	33.148		2:54.079	
20	53.602	116.7	1:24.987	97.5	32.963		2:51.552	

33 Paul Kennelly (A) — Jaguar XK150S

lap	Sect-1	Speed	Sect-2	Speed	Sect-3	Speed	Laptime	Pit
1		116.5	1:24.760	96.8	32.945	97.1	2:59.294	
2	54.643	118.1	1:24.104	106.9	31.596	101.6	2:50.343	
3	52.564	118.1	1:24.072	105.5	31.757	101.6	2:48.393	
4	52.285	120.3	1:23.200	105.4	31.465	101.6	2:46.950	
5	51.808	120.1	1:22.664	109.5	31.217	102.3	2:45.689	
6	51.246	121.6	1:23.534	109.8	31.566	99.8	2:46.346	
7	52.431	120.5	1:24.136	109.5	31.647	96.0	2:48.214	
8	52.886	113.6	1:23.802	105.4	31.573	101.5	2:48.261	
9	51.872	113.7	1:23.677	102.8	31.789	99.0	2:47.338	
10	53.357	118.6	1:24.639	101.8	In		2:56.629	P
11	Out	105.5	1:35.637	92.2	36.817	85.2	4:29.348	P
12	59.826	97.1	1:38.321	84.2	36.725	89.0	3:14.872	
13	59.174	108.6	1:34.900	91.6	35.892	89.2	3:09.966	
14	59.659	105.8	1:35.140	90.2	35.603	88.2	3:10.402	
15	57.399	111.8	1:33.843	85.7	35.830	90.6	3:07.072	
16	57.061	108.9	1:32.033	95.1	35.383	91.5	3:04.477	
17	56.078	113.4	1:31.208	101.4	35.000	92.5	3:02.286	
18	56.433	111.5	1:30.196	96.4	35.274	90.1	3:01.903	
19	56.466	109.7	1:31.690	90.8	34.763	95.9	3:02.919	
20	55.370	110.6	1:28.606	97.4	33.427	95.5	2:57.403	
21	55.487	109.7	1:27.374	102.0	32.565	98.0	2:55.426	
22								

39 Mark Russell / Tony Jardine (F) — Jaguar E-type

lap	Sect-1	Speed	Sect-2	Speed	Sect-3	Speed	Laptime	Pit
1		127.1	1:19.815	116.3	30.613	104.4	2:42.173	
2	49.556	126.4	1:20.054	105.8	30.331	109.6	2:39.941	
3	49.380	125.2	1:20.435	112.6	30.385	110.5	2:40.200	
4	49.265	125.9	1:19.586	113.9	29.961	110.5	2:38.812	
5	48.775	126.9	1:18.297	117.1	29.598	111.3	2:36.670	
6	48.945	126.6	1:17.740	119.0	29.768	109.8	2:36.453	
7	48.755	124.5	1:19.157	117.9	29.811	111.3	2:37.723	
8	48.920	124.7	1:18.886	113.4	29.904	112.0	2:37.710	
9	48.875	125.4	1:20.994	112.6	30.259	108.9	2:40.128	
10	49.626	124.7	1:19.758	113.9	30.728	105.2	2:40.112	
11	50.301	124.7	1:23.072	111.5	32.199	102.8	2:45.572	
12	54.208	115.3	1:30.933	102.5	In		3:12.808	P
13	Out	106.9	1:36.856	85.8	36.542	89.5	4:40.677	P
14	58.723	108.1	1:32.961	99.6	34.337	93.4	3:06.021	
15	56.026	115.3	1:30.365	93.5	35.071	89.4	3:01.462	
16	55.495	120.3	1:29.022	97.5	34.264	93.2	2:58.781	
17	53.966	118.4	1:25.439	110.2	34.383	95.5	2:53.788	
18	54.003	116.7	1:23.893	107.4	33.671	97.1	2:51.567	
19	53.251	120.3	1:24.711	104.9	33.715	96.6	2:51.677	
20	52.276	118.6	1:21.947	105.8	32.348	103.7	2:46.571	
21	50.734	124.0	1:21.094	107.7	31.420	104.9	2:43.248	
22	50.475	125.0	1:20.015	111.7	30.444	109.4	2:40.934	

49 Diane Osborne (B) — Jaguar Mk1

lap	Sect-1	Speed	Sect-2	Speed	Sect-3	Speed	Laptime	Pit
1		113.4	1:32.013	99.4	32.587	92.1	3:07.020	
2	56.131	108.1	1:28.676	100.2	32.510	94.5	2:57.317	
3	55.942	110.4	1:29.150	104.4	31.955	95.6	2:57.047	
4	54.451	109.8	1:27.499	102.5	31.763	97.6	2:53.713	
5	53.784	117.7	1:25.968	107.2	35.299	95.7	2:55.051	
6	53.394	113.6	1:28.990	105.5	31.730	98.0	2:54.114	
7	53.816	109.7	1:29.177	108.2	32.195	96.7	2:55.188	
8	53.420	113.7	1:26.632	99.7	In		3:00.251	P
9	Out	92.4	1:34.878	90.9	33.929	92.8	4:55.813	P
10	56.861	104.5	2:03.450	77.4	In		4:11.784	P

52 Andrew Newall / Rhea Sautter (E) — Jaguar E-type

lap	Sect-1	Speed	Sect-2	Speed	Sect-3	Speed	Laptime	Pit
1		135.8	1:15.043	112.8	28.985	113.6	2:31.469	
2	46.713	134.8	1:15.182	120.3	28.596	115.4	2:30.491	
3	46.452	135.6	1:16.017	117.7	28.308	113.6	2:30.777	
4	46.413	135.0	1:15.597	123.6	29.318	113.6	2:31.328	
5	46.262	136.7	1:15.184	121.8	28.603	112.2	2:30.049	
6	46.287	134.2	1:15.888	120.3	29.342	112.2	2:31.517	
7	46.541	133.4	1:15.912	121.1	28.532	115.0	2:30.985	
8	47.090	132.1	1:15.696	123.1	28.449	113.4	2:31.235	
9	46.405	134.5	1:15.716	121.1	28.357	114.8	2:30.478	
10	46.354	135.0	1:18.281	115.7	29.158	112.8	2:33.793	
11	47.877	132.9	1:16.272	110.2	30.182	110.7	2:34.331	
12	48.276	128.3	1:30.676	109.1	35.642	91.3	2:54.594	
13	58.187	116.3	1:33.979	97.5	35.020	93.8	3:07.186	
14	57.435	116.5	1:32.237	85.4	In		3:08.600	P
15	Out	99.4	1:41.165	87.0	36.723	87.6	4:40.542	P
16	1:00.962	101.8	1:36.433	98.5	39.259	87.8	3:16.654	
17	58.469	102.9	1:35.255	82.5	35.674	91.3	3:09.398	
18	58.768	96.7	1:33.797	82.0	35.031	92.4	3:07.596	
19	56.174	97.5	1:31.853	99.0	34.078	95.3	3:02.105	
20	55.163	108.4	1:28.352	104.2	32.971	98.3	2:56.486	
21	56.274	99.0	1:28.808	99.0	33.279	100.7	2:58.361	
22	54.805	110.6	1:25.465	96.1	33.345	104.4	2:53.615	

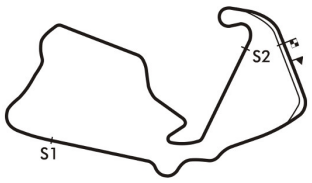

Session Start: 14:59:09 - Finish: 16:01:11
Weather/Track Conditions: Rain / Damp
Circuit: Silverstone Historic Grand Prix
Track Length: 5.857 Km - 3.6394 miles
Printed: 16-06-2018 - 16:05

Silverstone International Trophy - 16 - 17 Jun 2018

Jaguar Classic Challenge

Race 3 - Sector Analysis

55	Martin Melling/Jason Minshaw (D)								Jaguar E-type							
lap	Sect-1	Speed	Sect-2	Speed	Sect-3	Speed	Laptime	Pit	lap	Sect-1	Speed	Sect-2	Speed	Sect-3	Speed	Laptime	Pit
1		118.4	1:23.737	98.1	31.803	102.3	2:51.710		12	56.341	120.3	1:32.787	87.0	35.164	92.8	3:04.292	
2	52.472	119.2	1:23.802	100.9	32.142	100.3	2:48.416		13	56.638	111.5	1:31.614	93.9	34.400	94.1	3:02.652	
3	52.945	115.5	1:24.318	109.8	31.949	104.2	2:49.212		14	55.893	121.4	1:29.849	106.2	33.919	96.0	2:59.661	
4	52.078	121.1	1:23.291	105.0	31.011	104.6	2:46.380		15	56.186	119.2	1:28.868	102.8	33.922	94.5	2:58.976	
5	51.479	120.7	1:23.937	111.7	31.380	103.7	2:46.796		16	54.550	123.4	1:26.851	102.3	33.520	98.9	2:54.921	
6	52.293	122.5	1:24.450	111.3	31.599	100.1	2:48.342		17	54.158	122.9	1:24.800	106.4	33.909	100.9	2:52.867	
7	52.283	120.3	1:24.296	110.6	31.181	103.1	2:47.760		18	52.979	124.0	1:21.449	103.9	32.587	102.8	2:47.015	
8	52.509	121.1	1:24.785	108.4	31.284	103.4	2:48.578		19	52.475	124.3	1:21.196	105.8	32.960	97.4	2:46.631	
9	51.914	119.6	1:24.619	96.3	In		2:56.492	P	20	51.497	122.5	1:19.871	113.7	30.863	105.6	2:42.231	
10	Out	122.5	1:25.464	106.0	32.626	93.2	4:11.116	P	21	49.698	125.4	1:21.024	115.3	30.511	107.6	2:41.233	
11	54.476	120.3	1:31.211	98.5	34.536	94.9	3:00.223		22	49.738	125.4	1:19.814	111.1	30.435	99.5	2:39.987	

60	Niall McFadden (F)								Jaguar E-type							
lap	Sect-1	Speed	Sect-2	Speed	Sect-3	Speed	Laptime	Pit	lap	Sect-1	Speed	Sect-2	Speed	Sect-3	Speed	Laptime	Pit
1		114.7	1:27.173	88.0	33.548	96.0	2:59.084		12	59.562	102.6	1:35.462	85.5	37.549	85.4	3:12.573	
2	55.429	113.6	1:30.696	89.7	33.064	97.1	2:59.189		13	58.723		1:34.185	84.2	36.904	87.0	3:09.812	
3	53.322	122.7	1:26.148	107.2	32.229	97.6	2:51.699		14	59.903	117.1	1:31.838	93.9	35.775	90.1	3:07.516	
4	52.898	122.2	1:24.769	99.9	32.400	97.0	2:50.067		15	57.254	117.1	1:31.215	89.5	36.467	89.5	3:04.936	
5	52.220	121.8	1:23.837	110.4	32.166	99.2	2:48.223		16	56.224	119.6	1:28.862	100.9	36.758	90.2	3:01.844	
6	52.241	122.5	1:24.130	106.4	32.383	96.4	2:48.754		17	56.170	110.7	1:28.856	105.5	34.666	94.4	2:59.692	
7	52.547	120.9	1:24.444	95.5	32.373	99.8	2:49.364		18	57.634	120.9	1:25.682	102.3	34.385	94.0	2:57.701	
8	52.301	118.1	1:25.351	102.8	31.386	102.8	2:49.038		19	54.547	121.6	1:23.674	99.1	33.933	94.8	2:52.154	
9	51.708	111.3	1:27.678	101.7	34.488	90.5	2:53.874		20	54.084	120.5	1:24.016	105.0	32.822	99.2	2:50.922	
10	57.346	97.1	1:37.451	92.8	In		3:18.582	P	21	54.265	123.1	1:22.927	97.7	31.800	102.3	2:48.992	
11	Out	96.4	1:35.065	85.3	37.190	85.0	4:33.348	P	22								

64	James Paterson/Michael Bell (F)								Jaguar E-type							
lap	Sect-1	Speed	Sect-2	Speed	Sect-3	Speed	Laptime	Pit	lap	Sect-1	Speed	Sect-2	Speed	Sect-3	Speed	Laptime	Pit
1		96.6	1:32.554	98.4	34.606	86.2	3:12.242		9	1:02.687	98.4	1:36.237	83.2	38.187	84.7	3:17.111	
2	57.856	111.5	1:28.664	106.5	32.235	93.3	2:58.755		10	58.587	109.3	1:33.814	86.7	36.915	88.4	3:09.316	
3	53.358	117.3	1:27.163	108.6	31.325	102.3	2:51.846		11	57.739	109.5	1:31.746	90.4	35.933	85.9	3:05.418	
4	53.013	120.5	1:25.506	104.4	31.230	99.6	2:49.749		12	56.382	115.1	1:30.426	93.9	35.442	88.3	3:02.250	
5	51.420	121.1	1:25.366	105.8	31.710	99.2	2:48.496		13	56.163	114.7	1:29.032	90.9	35.268	84.0	3:00.463	
6	51.840	120.5	1:24.838	106.9	31.727	103.7	2:48.405		14	55.817	110.2	1:27.659	99.7	34.165	93.6	2:57.641	
7	15:35.950	96.7	1:41.891	63.0	In		18:05.027	P	15	54.154	110.7	1:27.037	102.6	34.162	94.0	2:55.353	
8	Out	98.4	1:43.098	81.9	38.856	79.7	4:52.933	P	16	53.887	116.9	1:27.036	98.7	33.153	95.7	2:54.076	

67	Sandy Watson/Martin O'Connell (F)								Jaguar E-type							
lap	Sect-1	Speed	Sect-2	Speed	Sect-3	Speed	Laptime	Pit	lap	Sect-1	Speed	Sect-2	Speed	Sect-3	Speed	Laptime	Pit
1	Out	74.9	1:58.690	73.2	In		29:27.431	P	2								

68	Marc Gordon (A)								Jaguar XK150							
lap	Sect-1	Speed	Sect-2	Speed	Sect-3	Speed	Laptime	Pit	lap	Sect-1	Speed	Sect-2	Speed	Sect-3	Speed	Laptime	Pit
1		114.9	1:28.713	93.6	33.154	95.9	3:04.183		12	1:01.448	101.2	1:41.046	79.8	37.594	83.2	3:20.088	
2	53.452	119.0	1:25.912	103.1	31.876	99.0	2:51.240		13	1:01.215	109.3	1:36.742	84.8	37.091	85.7	3:15.048	
3	52.751	118.4	1:24.368	104.9	31.817	98.9	2:48.936		14	1:00.694	106.2	1:35.820	82.4	36.719	85.7	3:13.233	
4	52.498	119.6	1:24.048	106.9	31.632	99.2	2:48.178		15	58.849	115.7	1:33.027	88.8	35.894	90.0	3:07.770	
5	52.185	119.0	1:23.840	100.0	31.650	99.3	2:47.675		16	57.539	113.9	1:32.883	92.4	35.721	89.1	3:06.143	
6	52.146	116.9	1:24.402	102.8	31.511	100.1	2:48.059		17	56.835	114.7	1:30.049	101.5	34.967	90.0	3:01.851	
7	52.420	116.9	1:23.682	104.2	31.643	98.7	2:47.745		18	55.206	117.7	1:27.825	92.2	35.021	91.0	2:58.052	
8	52.694	118.4	1:24.551	106.4	In		2:54.306	P	19	54.736	117.1	1:26.874	100.5	34.075	94.9	2:55.685	
9	Out	114.9	1:25.218	103.4	32.249	94.4	4:14.033	P	20	53.648	117.5	1:26.462	102.9	33.310	95.7	2:53.420	
10	53.428	116.1	1:36.100	88.4	36.086	86.5	3:05.614		21	53.480	119.4	1:26.081	99.1	33.930	92.5	2:53.491	
11	1:01.393	101.8	1:38.106	82.5	38.322	82.2	3:17.821		22								

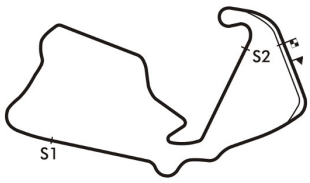

Session Start: 14:59:09 - Finish: 16:01:11
Weather/Track Conditions: Rain / Damp
Circuit: Silverstone Historic Grand Prix
Track Length: 5.857 Km - 3.6394 miles
Printed: 16-06-2018 - 16:05

Silverstone International Trophy - 16 - 17 Jun 2018

Jaguar Classic Challenge

Race 3 - Sector Analysis

71	Vincent Gaye / Anthony Reid (E)								Jaguar E-type								
lap	Sect-1	Speed	Sect-2	Speed	Sect-3	Speed	Laptime	Pit	lap	Sect-1	Speed	Sect-2	Speed	Sect-3	Speed	Laptime	Pit
1		131.6	1:29.285	108.8	30.380	105.4	2:49.918		12	55.604	121.1	1:29.880	90.6	35.501	89.0	3:00.985	
2	50.038	128.3	1:20.775	107.0	29.468	110.3	2:40.281		13	55.162	121.6	1:40.746	93.2	34.697	94.2	3:10.605	
3	49.201	133.7	1:19.807	111.3	29.258	111.3	2:38.266		14	55.090		1:30.104	100.6	33.503	98.3	2:58.697	
4	48.078	133.2	1:18.325	112.6	30.086	107.8	2:36.489		15	54.029	118.8	1:28.402	98.1	33.275	98.5	2:55.706	
5	48.416	136.4	1:17.572	119.2	29.246	110.7	2:35.234		16	54.638	118.8	1:26.962	94.5	34.468	96.4	2:56.068	
6	48.094	130.6	1:19.369	111.3	29.730	109.8	2:37.193		17	53.751	119.8	1:24.362	97.7	33.691	98.5	2:51.804	
7	48.732	129.8	1:18.563	112.6	29.279	111.3	2:36.574		18	53.301	114.9	1:24.232	92.6	33.055	103.1	2:50.588	
8	47.984	125.9	1:18.468	108.4	30.125	110.2	2:36.577		19	51.148	125.7	1:20.859	102.9	31.675	106.8	2:43.682	
9	48.341	127.8	1:18.827	108.2	30.180	104.1	2:37.348		20	52.037	128.1	1:19.306	104.7	30.943	109.8	2:42.286	
10	49.216	132.4	1:20.548	102.3	In		2:47.323	P	21	50.452	112.2	1:19.900	113.9	29.856	109.1	2:40.208	
11	Out	126.4	1:28.890	104.7	36.332	94.6	4:26.700	P	22	49.003	125.2	1:18.008	110.7	29.857	113.4	2:36.868	

73	Simon Tate / Peter Sugden (E)								Jaguar E-type								
lap	Sect-1	Speed	Sect-2	Speed	Sect-3	Speed	Laptime	Pit	lap	Sect-1	Speed	Sect-2	Speed	Sect-3	Speed	Laptime	Pit
1		129.1	1:19.485	108.9	31.462	98.5	2:41.937		12	1:00.065	116.3	1:39.332	75.2	37.678	86.4	3:17.075	
2	51.308	115.1	1:21.813	107.5	30.259	106.6	2:43.380		13	1:00.454	106.0	1:36.683	81.4	37.468	86.8	3:14.605	
3	49.332	119.2	1:20.387	112.8	29.701	104.7	2:39.420		14	59.038		1:33.044	94.4	50.944	88.6	3:23.026	
4	49.402	121.4	1:19.683	109.5	30.903	105.9	2:39.988		15	58.044	111.5	1:32.341	90.1	35.278	92.4	3:05.663	
5	49.360	125.4	1:19.781	116.5	29.604	108.3	2:38.745		16	55.537	118.8	1:30.841	107.0	34.664	92.1	3:01.042	
6	48.503	127.8	1:19.293	108.9	29.856	109.4	2:37.652		17	55.429	113.4	1:29.260	104.0	48.972	94.1	3:13.661	
7	49.158	124.3	1:17.939	118.8	29.210	110.5	2:36.307		18	54.332	119.4	1:27.009	97.8	34.037	97.0	2:55.378	
8	48.460	122.9	1:17.694	118.4	29.151	111.3	2:35.305		19	55.672		1:23.298	99.6	33.983	95.3	2:52.953	
9	48.775	125.0	1:18.886	109.8	32.226	98.6	2:39.887		20	54.091	125.0	1:22.938	84.6	33.298	98.0	2:50.327	
10	51.775	115.7	1:22.630	106.4	In		2:55.868	P	21	51.656	119.6	1:23.080	101.5	32.089	93.0	2:46.825	
11	Out	113.7	1:38.529	88.2	37.920	82.3	4:43.350	P	22								

86	John Pearson / Gary Pearson (E)								Jaguar E-type								
lap	Sect-1	Speed	Sect-2	Speed	Sect-3	Speed	Laptime	Pit	lap	Sect-1	Speed	Sect-2	Speed	Sect-3	Speed	Laptime	Pit
1		137.8	1:16.205	109.5	28.622	118.5	2:32.744		13	Out	123.4	1:29.786	91.1	34.913	92.0	4:20.860	P
2	46.518	136.4	1:15.493	124.5	28.265	117.9	2:30.276		14	55.096		1:30.561	90.6	34.136	91.0	2:59.793	
3	46.367	137.2	1:15.975	113.4	28.744	119.4	2:31.086		15	55.055	116.1	1:27.560	99.3	34.060	96.7	2:56.675	
4	46.433	137.0	1:14.432	128.1	28.805	118.9	2:29.670		16	54.081	119.8	1:26.790	87.8	34.908	95.6	2:55.779	
5	46.187	136.7	1:14.420	126.6	28.330	118.1	2:28.937		17	54.654	123.8	1:24.473	93.7	34.055	98.7	2:53.182	
6	45.914	136.4	1:14.327	126.6	28.183	117.2	2:28.424		18	51.772	127.1	1:22.488	100.9	33.089	100.9	2:47.349	
7	46.289	136.1	1:16.111	126.6	28.264	117.4	2:30.664		19	51.317	129.8	1:22.943	107.2	32.162	100.4	2:46.422	
8	47.275	136.4	1:14.692	118.4	28.857	119.4	2:30.824		20	51.796	121.6	1:18.930	100.0	32.432	97.4	2:43.158	
9	46.102	137.8	1:15.366	118.8	28.649	116.0	2:30.117		21	49.599	129.3	1:19.658	98.3	32.019	104.1	2:41.276	
10	46.881	129.3	1:16.915	107.5	29.417	112.4	2:33.213		22	48.791	131.6	1:17.684	104.9	30.472	110.7	2:36.947	
11	46.925	136.7	1:15.739	118.1	29.123	114.4	2:31.787		23	49.905	134.8	1:16.255	105.4	29.560	109.1	2:35.720	
12	47.713	135.0	1:25.175	97.4	In		2:50.889	P	24								

87	Mark Donnor (E)								Jaguar E-type								
lap	Sect-1	Speed	Sect-2	Speed	Sect-3	Speed	Laptime	Pit	lap	Sect-1	Speed	Sect-2	Speed	Sect-3	Speed	Laptime	Pit
1		132.9	1:21.428	99.6	30.968	105.7	2:44.970		12	54.445	115.1	1:31.684	98.0	In		3:10.953	P
2	50.967	116.7	1:21.106	114.5	30.166	109.2	2:42.239		13	Out	119.0	1:33.571	89.1	35.219	90.5	4:26.916	P
3	49.485	118.8	1:20.390	104.2	30.078	107.3	2:39.953		14	57.182		1:30.801	100.0	35.141	91.9	3:03.124	
4	49.087	126.4	1:20.434	106.9	30.142	104.2	2:39.663		15	56.838	110.2	1:29.110	96.7	34.332	97.7	3:00.280	
5	49.295	126.6	1:19.253	108.2	30.814	110.0	2:39.362		16	55.135	115.5	1:28.602	98.8	34.666	96.7	2:58.403	
6	48.993	129.1	1:19.739	112.0	29.669	109.2	2:38.401		17	55.419	115.9	1:26.887	102.1	33.796	95.0	2:56.102	
7	49.596	130.3	1:19.034	113.0	29.616	108.2	2:38.246		18	53.079	119.4	1:28.818	99.4	33.384	91.2	2:55.281	
8	48.690	128.6	1:18.459	105.7	29.545	111.7	2:36.694		19	52.806	121.6	1:23.249	101.1	33.227	99.3	2:49.282	
9	48.336	128.6	1:20.454	106.2	30.584	105.1	2:39.374		20	53.108	118.1	1:27.494	95.3	32.683	101.2	2:53.285	
10	51.130	115.9	1:19.300	102.8	31.160	107.5	2:41.590		21	50.518	127.6	1:20.428	107.2	31.220	104.4	2:42.166	
11	49.398	120.9	1:21.318	105.8	31.490	102.9	2:42.206		22	49.747	129.3	1:19.812	103.4	30.911	99.6	2:40.470	

92	Callum Lockie / Julian Thomas (E)								Jaguar E-type								
lap	Sect-1	Speed	Sect-2	Speed	Sect-3	Speed	Laptime	Pit	lap	Sect-1	Speed	Sect-2	Speed	Sect-3	Speed	Laptime	Pit

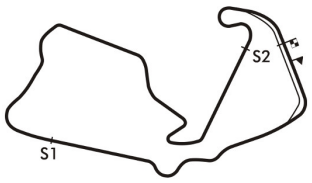

Session Start: 14:59:09 - Finish: 16:01:11
Weather/Track Conditions: Rain / Damp
Circuit: Silverstone Historic Grand Prix
Track Length: 5.857 Km - 3.6394 miles
Printed: 16-06-2018 - 16:05

Silverstone International Trophy - 16 - 17 Jun 2018

Jaguar Classic Challenge

Race 3 - Sector Analysis

112	Grahame Bull/Alan Bull (F)								Jaguar E-type								
lap	Sect-1	Speed	Sect-2	Speed	Sect-3	Speed	Laptime	Pit	lap	Sect-1	Speed	Sect-2	Speed	Sect-3	Speed	Laptime	Pit
1		131.3	1:18.908	112.0	30.486	106.4	2:41.404		12	54.336	120.1	1:31.782	100.0	In		3:09.583	P
2	48.992	126.6	1:20.983	99.7	31.826	106.1	2:41.801		13	Out	108.1	1:35.946	95.1	35.480	92.5	4:33.922	P
3	49.798	125.7	1:20.672	108.9	29.995	103.1	2:40.465		14	58.663		1:33.483	98.1	35.550	85.5	3:07.696	
4	50.045	126.6	1:20.060	111.1	30.200	105.6	2:40.305		15	56.002	116.5	2:26.947	99.0	34.915	94.9	3:57.864	
5	49.245	128.8	1:22.018	110.7	30.670	104.1	2:41.933		16	56.731	117.1	1:28.926	102.8	33.692	95.6	2:59.349	
6	48.783	129.1	1:20.452	106.9	30.498	104.9	2:39.733		17	54.878	122.0	1:26.391	98.0	34.190	98.3	2:55.459	
7	49.231	128.8	1:19.574	115.3	29.910	109.2	2:38.715		18	53.309	122.2	1:24.825	98.5	32.593	101.5	2:50.727	
8	48.972	130.3	1:18.294	108.2	29.929	110.2	2:37.195		19	53.782	117.9	1:22.990	112.0	31.327	102.9	2:48.099	
9	48.682	129.6	1:18.748	110.6	30.493	107.3	2:37.923		20	51.099	121.8	1:21.357	109.3	31.190	106.8	2:43.646	
10	49.768	126.9	1:19.869	109.8	30.798	100.9	2:40.435		21	51.251	124.7	1:22.076	115.7	30.200	110.3	2:43.527	
11	49.402	128.1	1:21.136	109.7	31.680	100.1	2:42.218		22	50.249	126.1	1:20.220	109.5	30.301	107.8	2:40.770	

145	Ben Short/Nick Riley (E)								Jaguar E-type								
lap	Sect-1	Speed	Sect-2	Speed	Sect-3	Speed	Laptime	Pit	lap	Sect-1	Speed	Sect-2	Speed	Sect-3	Speed	Laptime	Pit
1		133.4	1:14.752	111.5	29.258	119.8	2:31.012		13	54.720	115.3	1:28.911	104.0	36.210	97.3	2:59.841	
2	46.480	134.5	1:15.136	120.7	28.825	121.3	2:30.441		14	55.864	120.1	1:30.940	94.7	34.212	102.3	3:01.016	
3	46.418	134.8	1:14.759	117.3	28.318		2:29.495		15	55.111		1:26.972	108.1	33.245	99.2	2:55.328	
4	46.116	132.4	1:15.144	120.1	28.773	120.7	2:30.033		16	54.673	121.4	1:26.769	100.5	32.840	105.2	2:54.282	
5	45.787	133.9	1:14.774	121.1	28.275	121.1	2:28.836		17	52.436	119.6	1:26.550	97.7	In		2:57.220	P
6	46.005	134.2	1:14.451	117.3	28.651	115.0	2:29.107		18	Out	108.8	1:39.344	105.5	46.472	98.5	4:42.674	P
7	45.963	135.6	1:16.191	122.9	29.413	120.0	2:31.567		19	55.592	117.3	1:29.074	96.7	34.482	101.0	2:59.148	
8	46.901	132.9	1:15.434	122.5	28.518	120.0	2:30.853		20	54.846	122.9	1:25.677	104.9	33.421	103.1	2:53.944	
9	46.325	133.9	1:15.891	120.3	28.678	118.5	2:30.894		21	52.884	121.4	1:25.753	105.8	33.072	106.6	2:51.709	
10	46.847	135.3	1:16.117	114.7	28.927	113.8	2:31.891		22	52.692	125.7	1:22.858	104.4	31.663	107.3	2:47.213	
11	47.076	133.2	1:14.927	118.8	28.853	116.4	2:30.856		23	51.018	132.1	1:20.990	110.9	31.636	106.1	2:43.644	
12	46.982	133.4	1:28.153	93.7	34.345	96.9	2:49.480		24								

150	Chris Keith-Lucas/Claire Keith-Lucas (A)								Jaguar XK150								
lap	Sect-1	Speed	Sect-2	Speed	Sect-3	Speed	Laptime	Pit	lap	Sect-1	Speed	Sect-2	Speed	Sect-3	Speed	Laptime	Pit
1		112.8	1:32.784	92.4	35.018	94.2	3:11.612		11	57.992	107.5	1:35.282	90.1	37.043	87.8	3:10.317	
2	55.075	109.8	1:28.711	99.1	32.833	96.3	2:56.619		12	59.749	107.5	1:36.209	92.2	In		3:17.368	P
3	55.057	107.2	1:28.344	97.8	32.812	97.3	2:56.213		13	Out	102.9	1:47.426	83.7	39.237	84.1	5:05.343	P
4	53.966	110.9	1:26.821	99.9	32.015	98.2	2:52.802		14	1:03.185	104.5	1:43.454	89.6	38.044	79.6	3:24.683	
5	53.561	113.7	1:26.144	101.1	32.210	97.3	2:51.915		15	1:04.176	100.9	1:44.993	87.0	38.013	87.3	3:27.182	
6	53.724	113.0	1:27.687	99.0	31.762	98.3	2:53.173		16	1:02.641	103.1	1:39.768	96.6	36.929	86.9	3:19.338	
7	54.946	111.8	1:26.931	103.7	31.786	95.9	2:53.663		17	1:02.689	94.7	1:41.893	87.4	37.035	90.1	3:21.617	
8	53.517	112.8	1:25.847	95.9	32.529	97.4	2:51.893		18	1:00.997	102.8	1:40.962		37.067	92.4	3:19.026	
9	54.538	107.7	1:27.084	98.3	32.996	96.9	2:54.618		19	59.805	105.0	1:37.071	90.8	36.086	94.4	3:12.962	
10	55.225	112.6	1:28.919	97.5	33.083	96.9	2:57.227		20	58.454	108.2	1:34.266	89.4	36.010	88.3	3:08.730	

179	Chris Milner/Nigel Greensall (D)								Jaguar E-type								
lap	Sect-1	Speed	Sect-2	Speed	Sect-3	Speed	Laptime	Pit	lap	Sect-1	Speed	Sect-2	Speed	Sect-3	Speed	Laptime	Pit
1		124.5	1:21.764	98.8	34.285	99.2	2:49.443		12	56.361	118.8	1:31.916	84.9	35.398	96.1	3:03.675	
2	52.626	124.0	1:24.506	108.4	32.971	98.3	2:50.103		13	57.588	113.6	1:31.623	102.0	34.818	91.3	3:04.029	
3	52.438	116.9	1:22.455	104.2	31.758	101.2	2:46.651		14	56.072	117.1	1:28.035	101.4	33.748	97.3	2:57.855	
4	49.733	124.3	1:20.698	109.1	30.876	106.1	2:41.307		15	54.009	125.2	1:26.755	99.0	34.018	98.9	2:54.782	
5	49.465	124.7	1:20.061	112.4	31.262	101.8	2:40.788		16	53.828	123.6	1:25.403	102.5	33.845	99.8	2:53.076	
6	49.201	124.5	1:19.596	112.6	30.932	104.4	2:39.729		17	54.000	124.7	1:22.618	106.4	33.149	100.6	2:49.767	
7	50.415	118.8	1:21.418	102.0	In		2:50.228	P	18	51.433	127.3	1:21.431	108.2	33.485	97.4	2:46.349	
8	Out	126.1	1:20.998	107.4	30.924	97.9	4:10.739	P	19	51.055	127.6	1:19.046	110.2	32.335	104.7	2:42.436	
9	49.348	128.3	1:18.151	114.3	30.421	106.9	2:37.920		20	50.545	131.1	1:19.270	107.0	31.548	103.2	2:41.363	
10	48.887	127.1	1:20.102	117.3	30.812	105.1	2:39.801		21	49.345	129.8	1:16.938	108.6	30.445	105.4	2:36.728	
11	51.257	122.2	1:29.308	101.8	34.513	92.4	2:55.078		22	48.975	130.1	1:16.923	112.4	29.866	108.7	2:35.764	

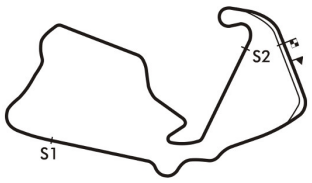

Session Start: 14:59:09 - Finish: 16:01:11
Weather/Track Conditions: Rain / Damp
Circuit: Silverstone Historic Grand Prix
Track Length: 5.857 Km - 3.6394 miles
Printed: 16-06-2018 - 16:05

MST
Results: www.mstworld.com. Live Timing: https://livetiming.getraceresults.com/mst. Email: timing@mstworld.com

Silverstone International Trophy - 16 - 17 Jun 2018

Jaguar Classic Challenge

Race 3 - Best Sector Times

	SECTOR 1			SECTOR 2			SECTOR 3		
	NO	TIME	LAP	NO	TIME	LAP	NO	TIME	LAP
1	21	45.757	6	21	1:14.205	3	86	28.183	6
2	145	45.787	5	86	1:14.327	6	21	28.219	6
3	86	45.914	6	145	1:14.451	6	145	28.275	5
4	27	46.177	7	52	1:15.043	1	52	28.308	3
5	52	46.262	5	27	1:15.827	5	27	28.694	5
6	10	46.778	4	10	1:16.511	9	10	29.087	6
7	71	47.984	8	179	1:16.923	22	73	29.151	8
8	17	48.244	6	92			71	29.246	5
9	87	48.336	9	71	1:17.572	5	87	29.545	8
10	73	48.460	8	73	1:17.694	8	39	29.598	5
11	112	48.682	9	39	1:17.740	6	17	29.729	4
12	39	48.755	7	112	1:18.294	8	179	29.866	22
13	179	48.887	10	17	1:18.424	5	112	29.910	7
14	92			87	1:18.459	8	55	30.435	22
15	55	49.698	21	55	1:19.814	22	15	30.795	7
16	15	50.624	8	15	1:20.798	8	16	31.028	3
17	16	51.153	6	16	1:21.324	6	23	31.134	7
18	23	51.163	9	23	1:22.425	5	33	31.217	5
19	33	51.246	6	33	1:22.664	5	64	31.230	4
20	64	51.420	5	60	1:22.927	21	5	31.291	2
21	60	51.708	9	5	1:23.495	6	60	31.386	8
22	5	52.091	6	68	1:23.682	7	68	31.511	6
23	68	52.146	6	64	1:24.838	6	49	31.730	6
24	49	53.394	6	30	1:24.987	20	150	31.762	6
25	150	53.517	8	150	1:25.847	8	30	32.240	5
26	30	53.602	20	49	1:25.968	5	28	33.242	17
27	28	55.780	17	28	1:29.659	17	11		
28	11			67	1:58.690	1	67		
29	67			11			92		

IDEAL / BEST LAP COMPARISON

NO	NAME	BEST	IN	IDEAL	DIFF
86	John Pearson/Gary	2:28.424	6	2:28.424	+0.000
21	James Dodd	2:28.561	6	2:28.181	+0.380
145	Ben Short/Nick Riley	2:28.836	5	2:28.513	+0.323
52	Andrew Newall/Rhe	2:30.049	5	2:29.613	+0.436
10	Martin Rich/Simon E	2:32.835	9	2:32.376	+0.459
71	Vincent Gaye/Anthc	2:35.234	5	2:34.802	+0.432
73	Simon Tate/Peter Su	2:35.305	8	2:35.305	+0.000
179	Chris Milner/Nigel G	2:35.764	22	2:35.676	+0.088
39	Mark Russell/Tony J	2:36.453	6	2:36.093	+0.360
87	Mark Donnor	2:36.694	8	2:36.340	+0.354
17	Matthew Wilson/Rob	2:37.054	4	2:36.397	+0.657
112	Grahame Bull/Alan	2:37.195	8	2:36.886	+0.309
55	Martin Melling/Jason	2:39.987	22	2:39.947	+0.040
15	Paul Castaldini	2:42.680	8	2:42.217	+0.463
16	Myles Castaldini	2:43.759	6	2:43.505	+0.254
33	Paul Kennelly	2:45.689	5	2:45.127	+0.562
68	Marc Gordon	2:47.675	5	2:47.339	+0.336
60	Niall McFadden	2:48.223	5	2:46.021	+2.202
30	Robert Salisbury/Mic	2:51.552	20	2:50.829	+0.723
150	Chris Keith-Lucas/C	2:51.893	8	2:51.126	+0.767
28	Brian Ellory/William	2:58.681	17	2:58.681	+0.000
27	Ben Shuckburgh/Ste	2:31.399	7	2:30.698	+0.701
23	Roger Cope	2:45.052	5	2:44.722	+0.330
5	John Burton	2:46.950	6	2:46.877	+0.073
64	James Paterson/Mic	2:48.405	6	2:47.488	+0.917
49	Diane Osborne	2:53.713	4	2:51.092	+2.621
67	Sandy Watson/Mart				+
92	Callum Lockie/Juliar				+
11	Robert Farrell				+

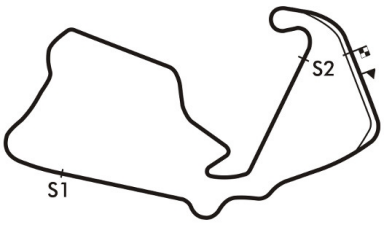

Session Start: 14:59:09 - Finish: 16:01:11
Weather/Track Conditions: Rain / Damp
Circuit: Silverstone Historic Grand Prix
Track Length: 5.857 Km - 3.6394 miles

Printed: 16-06-2018 - 16:05

Silverstone International Trophy - 16 - 17 Jun 2018

Jaguar Classic Challenge

Race 3 - Best Sector Speeds

	NO	SECTOR 1	MPH	NO	SECTOR 2	MPH	NO	SECTOR 3	MPH
1	21	James Dodd	138.9	86	John Pearson/Gary Pearson	128.1	145	Ben Short/Nick Riley	121.3
2	86	John Pearson/Gary Pearson	137.8	52	Andrew Newall/Rhea Sautter	123.6	86	John Pearson/Gary Pearson	119.4
3	52	Andrew Newall/Rhea Sautter	136.7	145	Ben Short/Nick Riley	122.9	21	James Dodd	118.5
4	71	Vincent Gaye/Anthony Reid	136.4	10	Martin Rich/Simon Butler	120.1	27	Ben Shuckburgh/Stefan Ziegler	115.4
5	27	Ben Shuckburgh/Stefan Ziegler	136.1	21	James Dodd	119.2	52	Andrew Newall/Rhea Sautter	115.4
6	10	Martin Rich/Simon Butler	135.8	71	Vincent Gaye/Anthony Reid	119.2	10	Martin Rich/Simon Butler	115.0
7	92	Callum Lockie/Julian Thomas	135.8	39	Mark Russell/Tony Jardine	119.0	71	Vincent Gaye/Anthony Reid	113.4
8	145	Ben Short/Nick Riley	135.6	73	Simon Tate/Peter Sugden	118.8	39	Mark Russell/Tony Jardine	112.0
9	87	Mark Donnor	132.9	17	Matthew Wilson/Robert Cate	118.6	87	Mark Donnor	111.7
10	112	Grahame Bull/Alan Bull	131.3	27	Ben Shuckburgh/Stefan Ziegler	118.6	73	Simon Tate/Peter Sugden	111.3
11	179	Chris Milner/Nigel Greensall	131.1	179	Chris Milner/Nigel Greensall	117.3	112	Grahame Bull/Alan Bull	110.3
12	17	Matthew Wilson/Robert Cate	130.1	16	Myles Castaldini	116.7	179	Chris Milner/Nigel Greensall	108.7
13	73	Simon Tate/Peter Sugden	129.1	112	Grahame Bull/Alan Bull	115.7	15	Paul Castaldini	108.5
14	39	Mark Russell/Tony Jardine	127.1	55	Martin Melling/Jason Mpabuy	115.3	55	Martin Melling/Jason Mpabuy	107.6
15	55	Martin Melling/Jason Mpabuy	125.4	87	Mark Donnor	114.5	17	Matthew Wilson/Robert Cate	105.2
16	60	Niall McFadden	123.1	15	Paul Castaldini	113.0	16	Myles Castaldini	104.1
17	15	Paul Castaldini	122.9	23	Roger Cope	112.2	64	James Paterson/Michael Bell	103.7
18	33	Paul Kennelly	121.6	60	Niall McFadden	110.4	23	Roger Cope	103.4
19	64	James Paterson/Michael Bell	121.1	33	Paul Kennelly	109.8	60	Niall McFadden	102.8
20	16	Myles Castaldini	120.5	5	John Burton	109.3	33	Paul Kennelly	102.3
21	68	Marc Gordon	119.6	64	James Paterson/Michael Bell	108.6	5	John Burton	100.7
22	23	Roger Cope	118.1	49	Diane Osborne	108.2	68	Marc Gordon	100.1
23	49	Diane Osborne	117.7	68	Marc Gordon	106.9	150	Chris Keith-Lucas/Claire Keith Lucas	98.3
24	5	John Burton	117.1	30	Robert Salisbury/Michael Dowd	106.7	49	Diane Osborne	98.0
25	30	Robert Salisbury/Michael Dowd	116.7	150	Chris Keith-Lucas/Claire Keith Lucas	103.7	11	Robert Farrell	0.0
26	28	Brian Ellory/William Lynch	113.7	28	Brian Ellory/William Lynch	95.6	28	Brian Ellory/William Lynch	0.0
27	150	Chris Keith-Lucas/Claire Keith Lucas	113.7	67	Sandy Watson/Martin O'Connell	73.2	30	Robert Salisbury/Michael Dowd	0.0
28	67	Sandy Watson/Martin O'Connell	74.9	92	Callum Lockie/Julian Thomas	64.7	67	Sandy Watson/Martin O'Connell	0.0
29	11	Robert Farrell	73.5	11	Robert Farrell	0.0	92	Callum Lockie/Julian Thomas	0.0

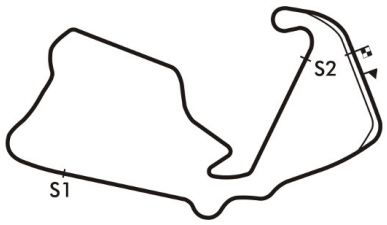

Session Start: 14:59:09 - Finish: 16:01:11
Weather/Track Conditions: Rain / Damp
Circuit: Silverstone Historic Grand Prix
Track Length: 5.857 Km - 3.6394 miles

Printed: 16-06-2018 - 16:06

Silverstone International Trophy - 16 - 17 Jun 2018

Jaguar Classic Challenge

Race 3 - Lap Chart

Lap 1			Lap 2			Lap 3			Lap 4			Lap 5			Lap 6		
NO	Behind	Laptime	NO	Behind	Laptime	NO	Behind	Laptime	NO	Behind	Laptime	NO	Behind	Laptime	NO	Behind	Laptime
21		2:30.547	21		2:30.692	21		2:29.100	21		2:30.243	21		2:28.890	21		2:28.561
145	0.465	2:31.012	145	0.214	2:30.441	145	0.609	2:29.495	145	0.399	2:30.033	145	0.345	2:28.836	145	0.891	2:29.107
52	0.922	2:31.469	52	0.721	2:30.491	52	2.398	2:30.777	86	3.194	2:29.670	86	3.241	2:28.937	86	3.104	2:28.424
86	2.197	2:32.744	86	1.781	2:30.276	86	3.767	2:31.086	52	3.483	2:31.328	52	4.642	2:30.049	52	7.598	2:31.517
27	6.227	2:36.774	27	10.677	2:35.142	27	15.333	2:33.756	27	17.169	2:32.079	28	1 LAP	3:13.533	27	23.850	2:32.670
10	7.204	2:37.751	10	11.763	2:35.251	10	16.569	2:33.906	10	19.387	2:33.061	27	19.741	2:31.462	10	28.190	2:32.942
112	10.857	2:41.404	39	20.875	2:39.941	17	1 LAP	4:35.190	17	1 LAP	2:41.057	10	23.809	2:33.312	39	56.216	2:36.453
73	11.390	2:41.937	112	21.966	2:41.801	39	31.975	2:40.200	39	40.544	2:38.812	17	1 LAP	2:37.054	17	1 LAP	2:37.398
39	11.626	2:42.173	73	24.078	2:43.380	112	33.331	2:40.465	112	43.393	2:40.305	39	48.324	2:36.670	28	1 LAP	3:13.297
87	14.423	2:44.970	87	25.970	2:42.239	73	34.398	2:39.420	73	44.143	2:39.988	71	50.716	2:35.234	71	59.348	2:37.193
179	18.896	2:49.443	71	28.960	2:40.281	87	36.823	2:39.953	71	44.372	2:36.489	73	53.998	2:38.745	73	1:03.089	2:37.652
71	19.371	2:49.918	179	38.307	2:50.103	71	38.126	2:38.266	87	46.243	2:39.663	112	56.436	2:41.933	87	1:06.555	2:38.401
55	21.163	2:51.710	55	38.887	2:48.416	179	55.858	2:46.651	179	1:06.922	2:41.307	87	56.715	2:39.362	112	1:07.608	2:39.733
5	24.812	2:55.359	5	44.498	2:50.378	55	58.999	2:49.212	55	1:15.136	2:46.380	179	1:18.820	2:40.788	179	1:29.988	2:39.729
60	28.537	2:59.084	33	48.398	2:50.343	5	1:02.982	2:47.584	5	1:20.887	2:48.148	55	1:33.042	2:46.796	55	1:52.823	2:48.342
33	28.747	2:59.294	15	51.279	2:53.062	33	1:07.691	2:48.393	33	1:24.398	2:46.950	5	1:39.630	2:47.633	5	1:58.019	2:46.950
15	28.909	2:59.456	16	52.504	2:52.562	15	1:09.520	2:47.341	15	1:25.956	2:46.679	33	1:41.197	2:45.689	16	1:58.645	2:43.759
16	30.634	3:01.181	23	53.295	2:52.346	16	1:10.226	2:46.822	16	1:26.223	2:46.240	16	1:43.447	2:46.114	33	1:58.982	2:46.346
23	31.641	3:02.188	68	54.184	2:51.240	23	1:12.381	2:48.186	23	1:28.375	2:46.237	15	1:43.835	2:46.769	15	2:03.106	2:47.832
68	33.636	3:04.183	60	57.034	2:59.189	68	1:14.020	2:48.936	68	1:31.955	2:48.178	23	1:44.537	2:45.052	23	2:03.864	2:47.888
30	34.247	3:04.794	30	57.213	2:53.658	60	1:19.633	2:51.699	60	1:39.457	2:50.067	68	1:50.740	2:47.675	68	2:10.238	2:48.059
49	36.473	3:07.020	49	1:03.098	2:57.317	30	1:22.833	2:54.720	30	1:48.008	2:55.418	60	1:58.790	2:48.223	60	2:18.983	2:48.754
150	41.065	3:11.612	150	1:06.992	2:56.619	49	1:31.045	2:57.047	64	1:52.010	2:49.749	64	2:11.616	2:48.496			
28	41.493	3:12.040	64	1:09.758	2:58.755	64	1:32.504	2:51.846	49	1:54.515	2:53.713	30	2:14.177	2:55.059			
64	41.695	3:12.242	28	1:17.863	3:07.062	150	1:34.105	2:56.213	150	1:56.664	2:52.802	150	2:19.689	2:51.915			
17	53.746	3:24.293				28	1:58.843	3:10.080				49	2:20.676	2:55.051			

Session Start: 14:59:09 - Finish: 16:01:11
Weather/Track Conditions: Rain / Damp
Circuit: Silverstone Historic Grand Prix
Track Length: 5.857 Km - 3.6394 miles
Printed: 16-06-2018 - 16:06

MST
Results: www.mstworld.com. Live Timing: https://livetiming.getraceresults.com/mst. Email: timing@mstworld.com

Silverstone International Trophy - 16 - 17 Jun 2018

Jaguar Classic Challenge

Race 3 - Lap Chart

Lap 7			Lap 8			Lap 9			Lap 10			Lap 11			Lap 12		
NO	Behind	Laptime	NO	Behind	Laptime	NO	Behind	Laptime	NO	Behind	Laptime	NO	Behind	Laptime	NO	Behind	Laptime
21		2:29.325	21		2:29.033	21		2:31.352	21		2:29.275	21		2:31.920	21		2:43.033
64	1 LAP	2:48.405	145	4.953	2:30.853	16	1 LAP	2:44.653	145	7.111	2:31.891	145	6.047	2:30.856	145	12.494	2:49.480
145	3.133	2:31.567	86	6.234	2:30.824	15	1 LAP	2:42.680	86	8.937	2:33.213	86	8.804	2:31.787	86	16.660	2:50.889
86	4.443	2:30.664	60	1 LAP	2:49.364	28	2 LAPS	3:21.833	52	15.104	2:33.793	52	17.515	2:34.331	52	29.076	2:54.594
52	9.258	2:30.985	52	11.460	2:31.235	145	4.495	2:30.894	16	1 LAP	2:48.686	28	3 LAPS	5:21.049	71	1 LAP	4:26.700
30	1 LAP	2:58.057	27	31.780	2:34.889	86	4.999	2:30.117	15	1 LAP	2:48.133	16	1 LAP	2:51.542	27	51.276	2:50.838
150	1 LAP	2:53.173	10	38.475	2:35.149	33	1 LAP	2:48.261	33	1 LAP	2:47.338	27	43.471	2:36.942	28	3 LAPS	3:27.999
49	1 LAP	2:54.114	150	1 LAP	2:53.663	23	1 LAP	2:48.715	55	1 LAP	2:56.492	15	1 LAP	2:58.116	10	1:10.637	3:01.478
27	25.924	2:31.399	49	1 LAP	2:55.188	52	10.586	2:30.478	23	1 LAP	2:46.994	33	1 LAP	2:56.629	73	1 LAP	4:43.350
10	32.359	2:33.494	30	1 LAP	2:58.164	68	1 LAP	2:54.306	27	38.449	2:34.956	10	52.192	2:38.390	16	1 LAP	3:23.166
39	1:04.614	2:37.723	39	1:13.291	2:37.710	60	1 LAP	2:49.038	10	45.722	2:35.039	23	1 LAP	2:57.155	30	2 LAPS	4:47.396
17	1 LAP	2:37.366	17	1 LAP	2:37.919	27	32.768	2:32.340	60	1 LAP	2:53.874	49	2 LAPS	4:55.813	179	1 LAP	2:55.078
71	1:06.597	2:36.574	71	1:14.141	2:36.577	10	39.958	2:32.835	179	1 LAP	2:37.920	179	1 LAP	2:39.801	17	2 LAPS	4:53.445
73	1:10.071	2:36.307	73	1:16.343	2:35.305	150	1 LAP	2:51.893	150	1 LAP	2:54.618	60	1 LAP	3:18.582	39	2:16.331	3:12.808
87	1:15.476	2:38.246	87	1:23.137	2:36.694	179	1 LAP	4:10.739	39	1:32.904	2:40.112	39	1:46.556	2:45.572	150	1 LAP	3:10.317
112	1:16.998	2:38.715	112	1:25.160	2:37.195	30	1 LAP	2:53.337	71	1:38.185	2:47.323	150	1 LAP	2:57.227	112	2:19.739	3:09.583
28	1 LAP	3:13.566	55	2:30.803	2:48.578	49	1 LAP	3:00.251	112	1:42.891	2:40.435	112	1:53.189	2:42.218	87	2:21.680	3:10.953
179	1:50.891	2:50.228				71	1:20.137	2:37.348	87	1:43.474	2:41.590	87	1:53.760	2:42.206	55	1 LAP	3:00.223
55	2:11.258	2:47.760				39	1:22.067	2:40.128	73	1:51.471	2:55.868	67	10 LAPS	29:27.431	33	1 LAP	4:29.348
16	2:16.751	2:47.431				17	1 LAP	2:42.005	17	1 LAP	2:57.286	55	1 LAP	4:11.116	49	2 LAPS	4:11.784
5	2:17.578	2:48.884				73	1:24.878	2:39.887	30	1 LAP	3:17.692	68	1 LAP	3:05.614	15	1 LAP	4:43.044
33	2:17.871	2:48.214				87	1:31.159	2:39.374	68	1 LAP	4:14.033						
15	2:19.579	2:45.798				112	1:31.731	2:37.923									
23	2:21.776	2:47.237															
68	2:28.658	2:47.745															

Session Start: 14:59:09 - Finish: 16:01:11
Weather/Track Conditions: Rain / Damp
Circuit: Silverstone Historic Grand Prix
Track Length: 5.857 Km - 3.6394 miles
Printed: 16-06-2018 - 16:06

MST
Results: www.mstworld.com. Live Timing: https://livetiming.getraceresults.com/mst. Email: timing@mstworld.com

Silverstone International Trophy - 16 - 17 Jun 2018

Jaguar Classic Challenge

Race 3 - Lap Chart

Lap 13			Lap 14			Lap 15			Lap 16			Lap 17			Lap 18		
NO	Behind	Laptime	NO	Behind	Laptime	NO	Behind	Laptime	NO	Behind	Laptime	NO	Behind	Laptime	NO	Behind	Laptime
21		2:52.502	21		2:57.325	21		2:55.097	21		2:57.163	145		2:57.220	21		2:44.727
145	19.833	2:59.841	10	1 LAP	4:49.558	17	3 LAPS	3:39.340	23	4 LAPS	3:12.740	10	1 LAP	3:01.639	15	2 LAPS	3:04.626
68	2 LAPS	3:17.821	15	2 LAPS	3:15.053	33	2 LAPS	3:09.966	145	20.874	2:54.282	33	2 LAPS	3:07.072	71	1 LAP	2:51.804
60	2 LAPS	4:33.348	145	23.524	3:01.016	10	1 LAP	3:08.239	33	2 LAPS	3:10.402	15	2 LAPS	3:20.024	87	1 LAP	2:56.102
52	43.760	3:07.186	68	2 LAPS	3:20.088	145	23.755	2:55.328	10	1 LAP	3:04.025	17	3 LAPS	3:19.719	17	3 LAPS	3:15.944
71	1 LAP	3:00.985	60	2 LAPS	3:12.573	15	2 LAPS	3:08.600	15	2 LAPS	3:04.420	21	48.638	4:06.732	16	2 LAPS	3:03.541
179	1 LAP	3:03.675	52	55.035	3:08.600	16	2 LAPS	4:50.254	17	3 LAPS	3:26.514	87	1 LAP	2:58.403	39	1 LAP	2:53.788
73	1 LAP	3:17.075	87	1 LAP	4:26.916	68	2 LAPS	3:15.048	16	2 LAPS	3:14.580	71	1 LAP	2:56.068	60	2 LAPS	3:01.844
86	1:45.018	4:20.860	112	1 LAP	4:33.922	60	2 LAPS	3:09.812	87	1 LAP	3:00.280	16	2 LAPS	3:08.194	86	36.752	2:47.349
16	1 LAP	3:18.993	39	1 LAP	4:40.677	87	1 LAP	3:03.124	71	1 LAP	2:55.706	39	1 LAP	2:58.781	179	1 LAP	2:49.767
28	3 LAPS	3:34.372	71	1 LAP	3:10.605	71	1 LAP	2:58.697	60	2 LAPS	3:07.516	60	2 LAPS	3:04.936	68	2 LAPS	3:06.143
30	2 LAPS	3:19.101	86	1:47.486	2:59.793	112	1 LAP	3:07.696	68	2 LAPS	3:13.233	68	2 LAPS	3:07.770	145	1:09.309	4:42.674
17	2 LAPS	3:39.698	179	1 LAP	3:04.029	39	1 LAP	3:06.021	39	1 LAP	3:01.462	86	1:22.768	2:53.182	64	7 LAPS	3:05.418
64	6 LAPS	18:05.027	73	1 LAP	3:14.605	64	7 LAPS	4:52.933	86	1:47.680	2:55.779	179	1 LAP	2:53.076	112	1 LAP	2:55.459
55	1 LAP	3:04.292	30	2 LAPS	3:12.784	28	4 LAPS	5:34.270	179	1 LAP	2:54.782	64	7 LAPS	3:09.316	28	4 LAPS	3:10.197
150	1 LAP	3:17.368	55	1 LAP	3:02.652	86	1:49.064	2:56.675	64	7 LAPS	3:17.111	28	4 LAPS	3:12.327	55	1 LAP	2:52.867
33	1 LAP	3:14.872	23	3 LAPS	10:20.267	179	1 LAP	2:57.855	28	4 LAPS	3:17.121	112	1 LAP	2:59.349	30	2 LAPS	3:01.132
						150	2 LAPS	5:05.343	112	1 LAP	3:57.864	73	1 LAP	3:01.042	73	1 LAP	3:13.661
						30	2 LAPS	3:11.475	150	2 LAPS	3:24.683	55	1 LAP	2:54.921	150	2 LAPS	3:19.338
						73	1 LAP	3:23.026	30	2 LAPS	3:06.827	30	2 LAPS	3:09.985	52	2:25.506	3:07.596
						52	2:40.480	4:40.542	73	1 LAP	3:05.663	150	2 LAPS	3:27.182	10	2:25.538	2:51.055
						55	1 LAP	2:59.661	55	1 LAP	2:58.976	52	2:51.275	3:09.398			
									52	2:59.971	3:16.654	10	3:07.848	2:53.931			
												33	1 LAP	3:04.477			

Session Start: 14:59:09 - Finish: 16:01:11
Weather/Track Conditions: Rain / Damp
Circuit: Silverstone Historic Grand Prix
Track Length: 5.857 Km - 3.6394 miles
Printed: 16-06-2018 - 16:06

MST
Results: www.mstworld.com. Live Timing: https://livetiming.getraceresults.com/mst. Email: timing@mstworld.com

Silverstone International Trophy - 16 - 17 Jun 2018

Jaguar Classic Challenge

Race 3 - Lap Chart

Lap 19			Lap 20			Lap 21			Lap 22			Lap 23		
NO	Behind	Laptime	NO	Behind	Laptime	NO	Behind	Laptime	NO	Behind	Laptime	NO	Behind	Laptime
21		2:42.171	21		2:42.802	21		2:39.669	21		2:38.655	21		2:33.594
33	2 LAPS	3:02.286	52	1 LAP	3:02.105	52	1 LAP	2:56.486	30	3 LAPS	2:54.079	73	2 LAPS	2:46.825
71	1 LAP	2:50.588	150	3 LAPS	3:21.617	71	1 LAP	2:42.286	71	1 LAP	2:40.208	30	3 LAPS	2:51.552
87	1 LAP	2:55.281	71	1 LAP	2:43.682	86	42.966	2:41.276	52	1 LAP	2:58.361	28	5 LAPS	3:04.049
15	2 LAPS	3:04.034	33	2 LAPS	3:01.903	179	1 LAP	2:41.363	86	41.258	2:36.947	71	1 LAP	2:36.868
39	1 LAP	2:51.567	87	1 LAP	2:49.282	87	1 LAP	2:53.285	179	1 LAP	2:36.728	86	43.384	2:35.720
86	41.003	2:46.422	86	41.359	2:43.158	39	1 LAP	2:46.571	87	1 LAP	2:42.166	179	1 LAP	2:35.764
179	1 LAP	2:46.349	39	1 LAP	2:51.677	33	2 LAPS	3:02.919	39	1 LAP	2:43.248	87	1 LAP	2:40.470
16	2 LAPS	3:03.821	179	1 LAP	2:42.436	150	3 LAPS	3:19.026	33	2 LAPS	2:57.403	52	1 LAP	2:53.615
17	3 LAPS	3:11.548	15	2 LAPS	3:00.205	15	2 LAPS	2:57.818	15	2 LAPS	2:55.902	39	1 LAP	2:40.934
60	2 LAPS	2:59.692	16	2 LAPS	2:58.729	16	2 LAPS	2:51.994	16	2 LAPS	2:50.371	33	2 LAPS	2:55.426
68	2 LAPS	3:01.851	60	2 LAPS	2:57.701	60	2 LAPS	2:52.154	150	3 LAPS	3:12.962	15	2 LAPS	2:53.790
145	1:26.286	2:59.148	17	3 LAPS	3:03.260	17	3 LAPS	2:59.127	60	2 LAPS	2:50.922	16	2 LAPS	2:51.443
112	1 LAP	2:50.727	68	2 LAPS	2:58.052	68	2 LAPS	2:55.685	112	1 LAP	2:43.527	60	2 LAPS	2:48.992
64	7 LAPS	3:02.250	112	1 LAP	2:48.099	112	1 LAP	2:43.646	17	3 LAPS	2:58.319	112	1 LAP	2:40.770
28	4 LAPS	3:05.362	145	1:37.428	2:53.944	145	1:49.468	2:51.709	68	2 LAPS	2:53.420	55	1 LAP	2:39.987
55	1 LAP	2:47.015	64	7 LAPS	3:00.463	55	1 LAP	2:42.231	55	1 LAP	2:41.233	150	3 LAPS	3:08.730
30	2 LAPS	2:58.973	55	1 LAP	2:46.631	64	7 LAPS	2:57.641	145	1:58.026	2:47.213	17	3 LAPS	2:53.677
73	1 LAP	2:55.378	28	4 LAPS	3:05.030	28	4 LAPS	2:58.681	64	7 LAPS	2:55.353	145	2:08.076	2:43.644
10	2:30.451	2:47.084	30	2 LAPS	2:56.313	10	2:31.369	2:40.375	10	2:32.511	2:39.797	68	2 LAPS	2:53.491
			73	1 LAP	2:52.953	73	1 LAP	2:50.327				10	2:38.331	2:39.414
			10	2:30.663	2:43.014							64	7 LAPS	2:54.076

Session Start: 14:59:09 - Finish: 16:01:11
Weather/Track Conditions: Rain / Damp
Circuit: Silverstone Historic Grand Prix
Track Length: 5.857 Km - 3.6394 miles
Printed: 16-06-2018 - 16:06

Results: www.mstworld.com. Live Timing: https://livetiming.getraceresults.com/mst. Email: timing@mstworld.com

Silverstone International Trophy - 16 - 17 Jun 2018

HSCC Historic Formula 2 FIA International Series

Qualifying for Race 4 - Classification

Sheet No:

POS	NO	DRIVER/S	CLASS	CLASS POS	CAR MAKE / MODEL	TIME	ON	LAPS	GAP	DIFF	MPH
1	22	Mark Dwyer	D	1	March 742	1:59.550	3	4			109.59
2	13	Dean Forward	D	2	March 782	2:00.357	5	6	0.807	0.807	108.86
3	65	Jamie Brashaw	D	3	Chevron B27	2:00.989	9	9	1.439	0.632	108.29
4	77	Richard Evans	D	4	March 742	2:02.393	4	4	2.843	1.404	107.05
5	68	James Murray	D	5	Chevron B25	2:03.558	4	11	4.008	1.165	106.04
6	17	Michael Bletsoe-Brown	D	6	Chevron B27	2:03.866	11	12	4.316	0.308	105.77
7	115	Matthew Wrigley	C	1	March 79B	2:04.181	3	5	4.631	0.315	105.51
8	44	Marc Mercer	B	1	March 73B	2:05.154	8	10	5.604	0.973	104.68
9	47	Frazer Gibney	C	2	March 76B	2:05.462	5	11	5.912	0.308	104.43
10	32	Steve Seaman	D	7	Ralt RT1	2:06.692	9	10	7.142	1.230	103.41
11	24	Nick Pancisi	B	2	March 712 Atlantic	2:09.216	11	11	9.666	2.524	101.39
12	7	Paul Tonkin	B	3	Chevron B29	2:10.026	11	11	10.476	0.810	100.76
13	18	Gwyn Pollard	D	8	Chevron B29	2:10.427	2	3	10.877	0.401	100.45
14	3	Luciano Arnold	A	1	Brabham BT36	2:11.206	11	11	11.656	0.779	99.86
15	1	Robert Simac	A	2	March 712	2:11.422	4	6	11.872	0.216	99.69
16	15	David Mercer	D	9	March 782	2:13.094	7	10	13.544	1.672	98.44
17	35	Julian Maynard	D	10	March 742	2:13.351	3	9	13.801	0.257	98.25
18	81	Julian Stokes	A	3	Tecno F2	2:13.522	7	10	13.972	0.171	98.12
19	50	Paul Bason	A	4	March 712	2:14.271	4	6	14.721	0.749	97.58
20	8	Klaus Bergs	A	5	Brabham BT36	2:14.629	9	11	15.079	0.358	97.32
21	55	Stephen Futter	D	11	Ralt RT1	2:14.648	11	11	15.098	0.019	97.30
22	29	Frank Lyons	D	12	Chevron B29	2:15.282	7	8	15.732	0.634	96.85
23	59	Mark Goodyear	B	4	Lotus 59	2:17.575	10	11	18.025	2.293	95.23
24	94	Peter Brennan	B	5	Brabham BT40	2:17.800	9	11	18.250	0.225	95.08
25	12	Stephen Weller	E	1	Elfin 600B	2:23.541	10	10	23.991	5.741	91.28
26	37	Lincoln Small	A	6	Brabham BT30	2:26.996	10	10	27.446	3.455	89.13
27	69	Rainier Brammer	A	7	Lotus 69	2:32.313	10	10	32.763	5.317	86.02
28	112	Wayne Wilson	E	2	Brabham BT21C	2:33.349	8	9	33.799	1.036	85.44

Session Start: 10:50:04 - Finish: 11:15:07
Weather/Track Conditions: Bright / Dry
Circuit: Silverstone Historic Grand Prix
Track Length: 5.857 Km - 3.6394 miles

These results are provisional until the conclusion of any judicial and technical matters.

Clerk of the Course:	Timekeeper:	Issued at:
Julian Floyd		

Silverstone International Trophy - 16 - 17 Jun 2018

HSCC Historic Formula 2 FIA International Series

Qualifying for Race 4 - Sector Analysis

1	Robert Simac (A)								March 712								
lap	Sect-1	Speed	Sect-2	Speed	Sect-3	Speed	Laptime	Pit	lap	Sect-1	Speed	Sect-2	Speed	Sect-3	Speed	Laptime	Pit
1	Out	100.5	1:17.420	111.1	26.641	126.5	2:36.577		4	41.453	135.8	1:05.867	133.9	24.102	131.5	2:11.422	
2	42.915	147.2	1:08.635	130.8	24.626	131.0	2:16.176		5	42.462	139.2	1:12.724	124.3	27.117	113.0	2:22.303	
3	42.036	138.7	1:07.519	129.8	24.373	130.7	2:13.928		6	49.520	102.5	1:23.865	84.6	In		2:57.186	P

3	Luciano Arnold (A)								Brabham BT36								
lap	Sect-1	Speed	Sect-2	Speed	Sect-3	Speed	Laptime	Pit	lap	Sect-1	Speed	Sect-2	Speed	Sect-3	Speed	Laptime	Pit
1	Out	122.7	1:13.446	110.4	25.550	126.2	2:26.416		7	41.614	136.1	1:08.170	115.7	26.286	119.4	2:16.070	
2	42.340	136.1	1:09.079	116.7	25.399	126.5	2:16.818		8	42.733	133.7	1:08.643	122.2	24.252	127.5	2:15.628	
3	41.974	130.3	1:11.597	128.8	24.728	127.9	2:18.299		9	41.398	144.3	1:08.443	124.3	26.983	127.5	2:16.824	
4	42.852	137.0	1:07.831	129.6	24.934	127.2	2:15.617		10	41.348	135.6	1:07.771	128.1	24.773	129.5	2:13.892	
5	41.761	133.9	1:09.783	124.0	25.045	127.0	2:16.589		11	40.490	138.1	1:06.699	130.1	24.017	128.2	2:11.206	
6	43.585	127.1	1:08.304	117.9	24.523	127.5	2:16.412		12								

7	Paul Tonkin (B)								Chevron B29								
lap	Sect-1	Speed	Sect-2	Speed	Sect-3	Speed	Laptime	Pit	lap	Sect-1	Speed	Sect-2	Speed	Sect-3	Speed	Laptime	Pit
1	Out	109.3	1:16.905	111.3	27.546	119.8	2:32.495		7	41.161	131.1	1:09.124	114.1	27.094	105.6	2:17.379	
2	45.370	125.4	1:12.245	122.0	26.683	112.8	2:24.298		8	44.512	129.6	1:08.030	126.1	24.561	122.9	2:17.103	
3	43.076	132.1	1:09.485	125.4	24.890	119.6	2:17.451		9	41.691	133.2	1:07.401	125.2	25.325	121.8	2:14.417	
4	42.667	131.8	1:07.689	126.6	24.621	123.9	2:14.977		10	41.393	132.4	1:06.973	126.4	24.238	123.6	2:12.604	
5	44.313	121.8	1:12.296	123.8	24.885	122.9	2:21.494		11	40.624	132.4	1:05.373	124.5	24.029	123.2	2:10.026	
6	41.593	130.1	1:07.581	124.3	24.396	123.6	2:13.570		12								

8	Klaus Bergs (A)								Brabham BT36								
lap	Sect-1	Speed	Sect-2	Speed	Sect-3	Speed	Laptime	Pit	lap	Sect-1	Speed	Sect-2	Speed	Sect-3	Speed	Laptime	Pit
1	Out	100.0	1:17.980	100.2	25.983	126.7	2:36.289		7	43.322	135.6	1:09.474	127.1	24.239	127.5	2:17.035	
2	43.588	125.4	1:08.806	123.6	24.738	126.7	2:17.132		8	42.885	136.4	1:08.584	130.8	23.939	128.2	2:15.408	
3	42.338	135.0	1:09.287	126.4	24.126	127.5	2:15.751		9	42.817	137.0	1:07.942	130.3	23.870	128.4	2:14.629	
4	43.623	127.8	1:07.813	123.6	24.350	127.0	2:15.786		10	44.367	135.0	1:10.753	127.6	25.695	127.9	2:20.815	
5	43.901	134.8	1:09.526	128.6	24.631	127.5	2:18.058		11	42.286	134.2	1:08.684	117.3	24.249	127.9	2:15.219	
6	46.657	114.9	1:15.911	94.9	26.444	124.6	2:29.012		12								

12	Stephen Weller (E)								Elfin 600B								
lap	Sect-1	Speed	Sect-2	Speed	Sect-3	Speed	Laptime	Pit	lap	Sect-1	Speed	Sect-2	Speed	Sect-3	Speed	Laptime	Pit
1	Out	108.1	1:23.006	109.8	28.345	105.2	2:44.640		6	47.289	113.7	1:17.239	108.4	27.211	111.5	2:31.739	
2	49.318	125.7	1:16.546	116.1	27.939	114.4	2:33.803		7	47.874	119.0	1:16.638	114.9	26.610	114.4	2:31.122	
3	47.473	116.3	1:15.773	108.1	29.674	113.0	2:32.920		8	49.308	118.8	1:14.485	108.2	26.944	113.6	2:30.737	
4	48.585	123.1	1:15.492	114.1	27.049	116.0	2:31.126		9	47.228	119.8	1:13.798	111.7	26.860	117.6	2:27.886	
5	48.978	119.6	1:16.592	108.6	27.667	113.2	2:33.237		10	46.226	125.2	1:11.864	120.3	25.451	118.1	2:23.541	

13	Dean Forward (D)								March 782								
lap	Sect-1	Speed	Sect-2	Speed	Sect-3	Speed	Laptime	Pit	lap	Sect-1	Speed	Sect-2	Speed	Sect-3	Speed	Laptime	Pit
1	Out	138.9	1:10.374	136.4	24.110	135.0	2:25.887		4	38.999	145.9	1:01.768	141.0	22.747	134.8	2:03.514	
2	39.437	148.5	1:03.075	140.1	22.735	136.2	2:05.247		5	37.941	145.9	59.767	141.9	22.649	137.3	2:00.357	
3	37.439	147.8	1:05.509	137.2	23.127	135.6	2:06.075		6	38.996	146.8	1:01.327	137.0	In		2:17.611	P

15	David Mercer (D)								March 782								
lap	Sect-1	Speed	Sect-2	Speed	Sect-3	Speed	Laptime	Pit	lap	Sect-1	Speed	Sect-2	Speed	Sect-3	Speed	Laptime	Pit
1	Out	114.7	1:18.322	125.2	25.340	120.9	2:35.226		6	42.273	134.8	1:08.214	126.9	24.473	122.2	2:14.960	
2	43.703	134.8	1:08.699	117.1	25.143	123.9	2:17.545		7	42.540	134.2	1:06.480	129.3	24.074	125.7	2:13.094	
3	43.367	132.6	1:08.753	123.4	24.967	124.8	2:17.087		8	42.405	134.5	1:06.457	128.3	24.275	123.4	2:13.137	
4	42.864	133.2	1:07.693	128.3	24.625	123.9	2:15.182		9	41.687	136.7	1:07.029	128.1	24.632	125.3	2:13.348	
5	42.551	134.2	1:08.766	124.0	24.407	125.0	2:15.724		10	43.584	134.8	1:11.288	111.3	In		2:35.178	P

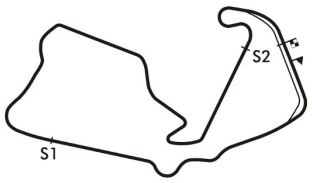

Session Start: 10:50:04 - Finish: 11:15:07
Weather/Track Conditions: Bright / Dry
Circuit: Silverstone Historic Grand Prix
Track Length: 5.857 Km - 3.6394 miles
Printed: 16-06-2018 - 11:19

Silverstone International Trophy - 16 - 17 Jun 2018

HSCC Historic Formula 2 FIA International Series

Qualifying for Race 4 - Sector Analysis

17 Michael Bletsoe-Brown (D) — Chevron B27

lap	Sect-1	Speed	Sect-2	Speed	Sect-3	Speed	Laptime	Pit
1	Out	125.7	1:13.085	108.6	25.488	129.2	2:28.400	
2	42.269	141.0	1:04.927	134.8	23.500	132.9	2:10.696	
3	39.699	142.8	1:08.758	132.9	23.467	131.3	2:11.924	
4	41.835	141.0	1:02.768	137.2	23.066	132.6	2:07.669	
5	41.355	140.7	1:05.655	127.3	24.489	131.3	2:11.499	
6	39.913	139.8	1:05.005	132.1	24.510	130.5	2:09.428	
7	39.244	140.7	1:03.762	133.2	23.748	132.1	2:06.754	
8	39.039	140.4	1:02.665	134.8	23.890	130.7	2:05.594	
9	39.107	141.0	1:02.147	135.3	23.042	133.9	2:04.296	
10	39.420	140.7	1:02.331	135.6	23.467	132.3	2:05.218	
11	38.469	142.2	1:02.185	135.0	23.212	132.1	2:03.866	
12	39.442	142.2	1:01.868	136.1	22.989	133.4	2:04.299	

18 Gwyn Pollard (D) — Chevron B29

lap	Sect-1	Speed	Sect-2	Speed	Sect-3	Speed	Laptime	Pit
1	Out	130.8	1:07.756	127.6	24.727	122.7	2:17.722	
2	40.866	130.3	1:05.203	125.9	24.358	123.6	2:10.427	
3	41.034	131.8	1:05.182	123.8	24.436	121.1	2:10.652	
4								

22 Mark Dwyer (D) — March 742

lap	Sect-1	Speed	Sect-2	Speed	Sect-3	Speed	Laptime	Pit
1	Out	119.2	1:05.823	132.9	24.167	133.9	2:16.403	
2	37.840	144.9	59.418	137.5	22.481	133.9	1:59.739	
3	37.522	145.3	59.406	137.5	22.622	133.7	1:59.550	
4	38.545	139.5	1:05.961	122.0	In		2:19.372	P

24 Nick Pancisi (B) — March 712 Atlantic

lap	Sect-1	Speed	Sect-2	Speed	Sect-3	Speed	Laptime	Pit
1	Out	118.4	1:16.528	113.9	26.771	118.5	2:32.842	
2	43.110	128.6	1:12.341	124.0	25.546	121.1	2:20.997	
3	42.244	129.3	1:05.095	125.7	24.362	123.2	2:11.701	
4	42.390	131.8	1:09.077	119.2	26.760	120.5	2:18.227	
5	42.907	129.1	1:08.535	121.4	26.968	113.6	2:18.410	
6	43.954	127.3	1:16.546	103.1	29.826	113.0	2:30.326	
7	42.310	129.1	1:06.992	120.3	24.138	122.2	2:13.440	
8	41.910	129.3	1:06.722	124.7	24.581	123.6	2:13.213	
9	41.456	130.8	1:05.729	125.7	23.810	123.6	2:10.995	
10	41.201	131.3	1:09.137	125.7	24.305	123.6	2:14.643	
11	40.929	131.8	1:04.547	125.0	23.740	123.4	2:09.216	
12								

29 Frank Lyons (D) — Chevron B29

lap	Sect-1	Speed	Sect-2	Speed	Sect-3	Speed	Laptime	Pit
1	Out	105.7	1:21.404	99.6	29.103	114.4	2:43.166	
2	46.786	131.8	1:11.851	118.4	25.433	126.7	2:24.070	
3	44.864	128.6	1:09.383	99.0	In		2:34.005	P
4	Out	120.1	1:13.186	112.0	26.086	121.6	3:42.148	P
5	44.302	131.8	1:08.802	114.9	25.283	125.0	2:18.387	
6	41.947	132.9	1:08.312	123.4	25.171	124.6	2:15.430	
7	41.795	135.3	1:09.225	124.7	24.262	128.4	2:15.282	
8	41.737	131.8	1:09.310	95.3	In		2:33.671	P

32 Steve Seaman (D) — Ralt RT1

lap	Sect-1	Speed	Sect-2	Speed	Sect-3	Speed	Laptime	Pit
1	Out	112.6	1:18.685	114.5	26.298	129.7	2:40.569	
2	43.267	138.9	1:07.239	132.9	25.342	132.1	2:15.848	
3	42.191	140.1	1:06.890	122.5	25.311	132.1	2:14.392	
4	42.792	139.2	1:04.543	138.4	24.391	123.9	2:11.726	
5	41.904	138.9	1:10.094	124.5	In		2:27.205	P
6	Out	134.5	1:13.669	127.1	25.008	132.1	4:49.580	P
7	41.235	130.8	1:06.890	131.1	24.739	127.5	2:12.864	
8	40.449	141.9	1:05.454	132.1	24.250	120.0	2:10.153	
9	39.999	141.6	1:03.291	136.7	23.402	134.5	2:06.692	
10	40.768	141.6	1:03.643	138.4	23.788	134.2	2:08.199	

35 Julian Maynard (D) — March 742

lap	Sect-1	Speed	Sect-2	Speed	Sect-3	Speed	Laptime	Pit
1	Out	129.6	1:15.112	120.9	25.818	123.2	2:28.677	
2	43.622	130.8	1:08.668	129.3	24.608	126.5	2:16.898	
3	42.016	137.8	1:07.172	129.3	24.163	127.2	2:13.351	
4	42.957	125.4	1:07.301	131.3	24.433	126.2	2:14.691	
5	43.176	121.1	1:15.481	120.1	In		2:33.965	P
6	Out	133.4	1:10.456	126.6	24.439	126.2	5:11.581	P
7	43.505	115.9	1:11.680	124.0	24.797	121.6	2:19.982	
8	45.658	106.2	1:16.774	108.2	In		2:38.490	P
9	Out	137.5	1:09.140	122.0	24.700	120.2	4:42.513	P
10								

37 Lincoln Small (A) — Brabham BT30

lap	Sect-1	Speed	Sect-2	Speed	Sect-3	Speed	Laptime	Pit
1	Out	103.9	1:25.409	110.0	29.534	110.0	2:55.598	
2	49.247	118.4	1:17.000	118.1	28.089	113.2	2:34.336	
3	48.436	127.3	1:17.066	113.9	29.207	112.2	2:34.709	
4	48.407	130.6	1:15.912	117.9	26.995	117.4	2:31.314	
5	48.599	118.4	1:15.290	124.7	27.635	117.6	2:31.524	
6	46.374	130.3	1:15.794	122.7	27.088	117.0	2:29.256	
7	45.753	129.6	1:17.169	101.1	30.091	114.0	2:33.013	
8	46.778	110.4	1:14.782	123.8	26.768	119.8	2:28.328	
9	46.674	127.1	1:18.229	116.9	27.641	113.6	2:32.544	
10	47.301	120.1	1:13.444	125.7	26.251	119.8	2:26.996	

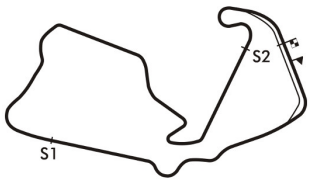

Session Start: 10:50:04 - Finish: 11:15:07
Weather/Track Conditions: Bright / Dry
Circuit: Silverstone Historic Grand Prix
Track Length: 5.857 Km - 3.6394 miles
Printed: 16-06-2018 - 11:19

Silverstone International Trophy - 16 - 17 Jun 2018

HSCC Historic Formula 2 FIA International Series

Qualifying for Race 4 - Sector Analysis

44 Marc Mercer (B) — March 73B

lap	Sect-1	Speed	Sect-2	Speed	Sect-3	Speed	Laptime	Pit
1	Out		1:06.389	127.6	24.046	125.0	2:15.393	
2	40.372	131.8	1:01.967	128.1	23.290	125.3	2:05.629	
3	40.304	131.8	1:03.867	128.8	24.248	125.5	2:08.419	
4	43.148		1:02.209	129.3	23.182	126.2	2:08.539	
5	40.099	132.4	1:03.719	121.8	24.383	125.3	2:08.201	
6	40.574	131.8	1:04.526	127.6	23.528	125.7	2:08.628	
7	40.306	130.8	1:03.583	126.1	23.437	126.2	2:07.326	
8	39.943	131.8	1:02.169	128.8	23.042	127.0	2:05.154	
9	40.314	132.6	1:01.756	129.1	23.189	127.7	2:05.259	
10	41.876	133.7	1:09.283	124.0	In		2:30.501	P

47 Frazer Gibney (C) — March 76B

lap	Sect-1	Speed	Sect-2	Speed	Sect-3	Speed	Laptime	Pit
1	Out	120.5	1:10.318	122.5	25.439	117.4	2:22.694	
2	41.345	125.2	1:04.264	121.8	24.062	120.9	2:09.671	
3	40.107	126.9	1:02.552	122.9	23.690	120.0	2:06.349	
4	40.600	125.9	1:04.294	124.7	23.571	120.7	2:08.465	
5	39.931	126.6	1:02.238	123.8	23.293	122.2	2:05.462	
6	45.707	123.8	1:05.703	111.8	In		2:28.341	P
7	Out	123.8	1:06.040	121.4	23.878	122.2	3:37.246	P
8	39.945	127.1	1:02.131	123.4	24.148	120.5	2:06.224	
9	39.745	128.3	1:02.833	122.2	23.480	122.0	2:06.058	
10	39.814	127.6	1:05.274	122.5	23.590	120.7	2:08.678	
11	40.027	129.6	1:06.669	122.5	23.147	122.2	2:09.843	
12								

50 Paul Bason (A) — March 712

lap	Sect-1	Speed	Sect-2	Speed	Sect-3	Speed	Laptime	Pit
1	Out	125.7	1:13.585	119.2	25.903	125.5	2:28.719	
2	43.323	139.2	1:10.026	123.8	25.372	128.2	2:18.721	
3	43.386		1:06.526	131.3	24.731	127.5	2:14.643	
4	42.698	138.4	1:06.137	131.3	25.436	125.7	2:14.271	
5	41.953	137.0	1:08.725	130.8	28.044	113.4	2:18.722	
6	43.134	137.2	1:14.989	85.8	In		2:42.818	P

55 Stephen Futter (D) — Ralt RT1

lap	Sect-1	Speed	Sect-2	Speed	Sect-3	Speed	Laptime	Pit
1	Out	122.0	1:13.287	119.0	25.860	123.9	2:32.224	
2	45.249	131.6	1:11.393	117.7	26.543	122.9	2:23.185	
3	44.214	130.8	1:09.523	120.9	25.909	122.5	2:19.646	
4	44.405	131.6	1:09.581	122.7	25.198	123.4	2:19.184	
5	42.983	132.6	1:10.298	120.5	25.129	124.8	2:18.410	
6	43.118	126.9	1:09.569	124.0	25.288	126.2	2:17.975	
7	43.069	131.6	1:10.095	119.4	25.069	126.2	2:18.233	
8	42.580	131.6	1:09.936	124.0	24.326	127.0	2:16.842	
9	42.070	132.4	1:08.378	113.2	25.482	127.0	2:15.930	
10	43.777	133.7	1:08.105	122.5	24.999	124.8	2:16.881	
11	42.656	134.5	1:07.526	122.7	24.466	125.7	2:14.648	
12								

59 Mark Goodyear (B) — Lotus 59

lap	Sect-1	Speed	Sect-2	Speed	Sect-3	Speed	Laptime	Pit
1	Out	112.6	1:19.618	120.7	27.196	114.8	2:41.780	
2	44.979	122.9	1:11.993	117.5	26.467	119.4	2:23.439	
3	45.205	120.7	1:11.326	122.5	25.407	119.4	2:21.938	
4	45.603	118.8	1:10.890	119.6	25.609	119.6	2:22.102	
5	44.824	122.2	1:11.032	118.6	25.831	118.9	2:21.687	
6	44.442	123.8	1:10.095	119.6	26.123	119.8	2:20.660	
7	44.817	122.7	1:11.080	118.4	26.116	120.0	2:22.013	
8	44.749	123.4	1:11.405	119.2	26.139	121.1	2:22.293	
9	43.977	122.2	1:09.567	119.2	26.397	117.9	2:19.941	
10	43.594	123.4	1:08.614	119.2	25.367	119.8	2:17.575	
11	46.972	118.1	1:13.753	117.1	26.228	119.4	2:26.953	
12								

65 Jamie Brashaw (D) — Chevron B27

lap	Sect-1	Speed	Sect-2	Speed	Sect-3	Speed	Laptime	Pit
1	Out		1:14.387	121.8	24.970		2:29.750	
2	40.743	137.0	1:06.653	124.3	24.123	130.7	2:11.519	
3	40.723	142.2	1:02.347	135.0	23.318	131.8	2:06.388	
4	41.933	138.9	1:12.537	43.8	In		2:53.598	P
5	Out	135.3	1:03.747	133.4	23.056	132.1	7:09.570	P
6	38.700	141.9	1:00.575	137.8	22.581	133.7	2:01.856	
7	37.768	141.6	1:01.173	137.0	22.635	132.9	2:01.576	
8	38.781	141.3	1:04.452	135.3	23.015	131.8	2:06.248	
9	38.084	142.2	1:00.040	136.7	22.865	133.1	2:00.989	
10								

68 James Murray (D) — Chevron B25

lap	Sect-1	Speed	Sect-2	Speed	Sect-3	Speed	Laptime	Pit
1	Out		1:09.343	101.8	26.953	113.0	2:29.789	
2	42.375	140.4	1:04.633	114.7	In		2:22.802	P
3	Out	138.7	1:03.027	136.7	23.504	130.5	3:45.883	P
4	39.110	140.4	1:01.258	137.0	23.190	132.6	2:03.558	
5	46.197	141.3	1:04.507	131.8	23.246	131.8	2:13.950	
6	38.811	140.7	1:02.690	134.5	23.521	131.3	2:05.022	
7	38.763	142.2	1:01.582	137.2	23.376	133.4	2:03.721	
8	38.792	142.8	1:03.935	134.8	23.637	132.1	2:06.364	
9	38.444	141.3	1:02.808	136.1	23.010	132.6	2:04.262	
10	38.659	142.5	1:02.566	133.7	23.206	131.3	2:04.431	
11	38.408	144.0	1:03.142	136.1	23.047	131.8	2:04.597	
12								

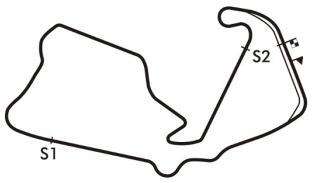

Session Start: 10:50:04 - Finish: 11:15:07
Weather/Track Conditions: Bright / Dry
Circuit: Silverstone Historic Grand Prix
Track Length: 5.857 Km - 3.6394 miles
Printed: 16-06-2018 - 11:19

Silverstone International Trophy - 16 - 17 Jun 2018

HSCC Historic Formula 2 FIA International Series

Qualifying for Race 4 - Sector Analysis

69	Rainier Brammer (A)								Lotus 69								
lap	Sect-1	Speed	Sect-2	Speed	Sect-3	Speed	Laptime	Pit	lap	Sect-1	Speed	Sect-2	Speed	Sect-3	Speed	Laptime	Pit
1	Out		1:24.908	99.4	29.418	102.4	2:53.630		6	50.085	121.1	1:18.557	108.4	27.405	105.9	2:36.047	
2	51.719	109.3	1:19.505	103.2	27.731	106.4	2:38.955		7	50.624	123.1	1:17.549	109.3	28.068	103.7	2:36.241	
3	49.153	122.2	1:17.190	108.6	27.322	109.8	2:33.665		8	49.117	124.5	1:17.152	108.8	27.968	102.9	2:34.237	
4	50.247	124.3	1:16.782	103.9	28.315	103.6	2:35.344		9	50.019	113.0	1:15.565	113.7	27.274	103.1	2:32.858	
5	50.902	117.3	1:18.700	101.8	28.197	109.4	2:37.799		10	49.133	123.4	1:16.064	109.3	27.116	104.9	2:32.313	

77	Richard Evans (D)								March 742								
lap	Sect-1	Speed	Sect-2	Speed	Sect-3	Speed	Laptime	Pit	lap	Sect-1	Speed	Sect-2	Speed	Sect-3	Speed	Laptime	Pit
1	Out	122.7	1:06.290	132.1	24.625	131.8	2:20.993		3	39.838	140.7	1:03.287	134.8	22.891	132.6	2:06.016	
2	40.168	136.4	1:03.568	132.1	23.054	133.4	2:06.790		4	41.371	140.1	58.684	138.7	22.338	132.9	2:02.393	

81	Julian Stokes (A)								Tecno F2								
lap	Sect-1	Speed	Sect-2	Speed	Sect-3	Speed	Laptime	Pit	lap	Sect-1	Speed	Sect-2	Speed	Sect-3	Speed	Laptime	Pit
1	Out	122.0	1:15.532	121.8	25.631	125.0	2:31.145		6	41.164	130.6	1:09.840	124.7	24.592	123.2	2:15.596	
2	43.055	132.4	1:09.033	124.0	24.949	124.1	2:17.037		7	41.150	132.1	1:07.382	126.4	24.990	126.2	2:13.522	
3	42.397	131.1	1:07.779	124.5	24.643	123.4	2:14.819		8	42.801	131.8	1:08.981	125.7	24.633	125.0	2:16.415	
4	42.024	131.8	1:07.548	126.4	24.557	122.9	2:14.129		9	41.019	134.8	1:08.251	125.9	25.770	123.9	2:15.040	
5	41.766	130.6	1:09.212	125.0	24.769	122.7	2:15.747		10	41.140	131.3	1:07.407	125.0	In		2:35.197	P

94	Peter Brennan (B)								Brabham BT40								
lap	Sect-1	Speed	Sect-2	Speed	Sect-3	Speed	Laptime	Pit	lap	Sect-1	Speed	Sect-2	Speed	Sect-3	Speed	Laptime	Pit
1	Out	94.7	1:23.841	91.6	28.673	109.8	2:53.280		7	44.751	122.2	1:10.879	119.6	25.665	119.6	2:21.295	
2	49.251	123.8	1:14.347	115.9	27.568	116.0	2:31.166		8	43.779	126.1	1:10.088	120.3	25.086	118.3	2:18.953	
3	48.657	123.8	1:15.756	113.9	27.223	116.4	2:31.636		9	43.566	126.6	1:08.749	121.6	25.485	121.3	2:17.800	
4	46.799	125.4	1:11.156	115.9	26.248	119.1	2:24.203		10	44.003	126.9	1:09.100	120.7	25.616	118.9	2:18.719	
5	45.171	123.6	1:12.045	116.7	26.493	118.5	2:23.709		11	55.801	85.5	1:30.860	76.0	In		3:11.043	P
6	44.624	125.0	1:11.629	121.6	25.645	118.1	2:21.898		12								

112	Wayne Wilson (E)								Brabham BT21C								
lap	Sect-1	Speed	Sect-2	Speed	Sect-3	Speed	Laptime	Pit	lap	Sect-1	Speed	Sect-2	Speed	Sect-3	Speed	Laptime	Pit
1	Out	86.8	1:31.759	81.0	In		3:07.030	P	6	50.065	116.3	1:19.344	112.4	27.723	111.1	2:37.132	
2	Out	106.5	1:23.642	108.8	28.105	109.1	5:31.746	P	7	50.397	120.3	1:17.207	115.3	27.297	106.4	2:34.901	
3	54.002	105.4	1:25.709	112.2	28.026	109.6	2:47.737		8	49.452	123.6	1:16.859	113.6	27.038	110.2	2:33.349	
4	51.117	118.4	1:17.794	114.3	27.656	111.7	2:36.567		9	49.868	121.6	1:17.092	109.7	27.723	107.3	2:34.683	
5	50.878	107.5	1:18.038	113.0	27.536	110.3	2:36.452		10								

115	Matthew Wrigley (C)								March 79B								
lap	Sect-1	Speed	Sect-2	Speed	Sect-3	Speed	Laptime	Pit	lap	Sect-1	Speed	Sect-2	Speed	Sect-3	Speed	Laptime	Pit
1	Out		1:05.242	125.0	23.801	124.1	2:15.025		4	39.443	132.9	1:02.171	129.6	23.418	123.6	2:05.032	
2	42.998		1:02.263	127.6	23.640	124.3	2:08.901		5	46.698	110.6	1:14.429	95.5	In		2:43.008	P
3	39.171	132.4	1:01.610	127.3	23.400	123.9	2:04.181		6								

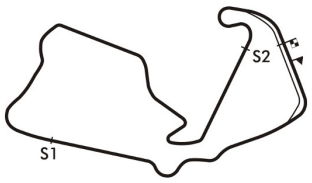

Session Start: 10:50:04 - Finish: 11:15:07
Weather/Track Conditions: Bright / Dry
Circuit: Silverstone Historic Grand Prix
Track Length: 5.857 Km - 3.6394 miles
Printed: 16-06-2018 - 11:19

Silverstone International Trophy - 16 - 17 Jun 2018

HSCC Historic Formula 2 FIA International Series

Qualifying for Race 4 - Best Sector Times

	SECTOR 1			SECTOR 2			SECTOR 3		
	NO	TIME	LAP	NO	TIME	LAP	NO	TIME	LAP
1	77	37.137	5	77	58.684	4	77	22.338	4
2	13	37.439	3	22	59.406	3	22	22.481	2
3	22	37.522	3	13	59.767	5	65	22.581	6
4	65	37.768	7	65	1:00.040	9	13	22.649	5
5	68	38.408	11	68	1:01.258	4	17	22.989	12
6	17	38.469	11	115	1:01.610	3	68	23.010	9
7	115	39.171	3	44	1:01.756	9	44	23.042	8
8	47	39.745	9	17	1:01.868	12	47	23.147	11
9	44	39.943	8	47	1:02.131	8	115	23.400	3
10	32	39.999	9	32	1:03.291	9	32	23.402	9
11	3	40.490	11	24	1:04.547	11	24	23.740	11
12	7	40.624	11	18	1:05.182	3	8	23.870	9
13	18	40.866	2	7	1:05.373	11	3	24.017	11
14	24	40.929	11	1	1:05.867	4	7	24.029	11
15	81	41.019	9	50	1:06.137	4	15	24.074	7
16	1	41.453	4	15	1:06.457	8	1	24.102	4
17	15	41.687	9	3	1:06.699	11	35	24.163	3
18	29	41.737	8	35	1:07.172	3	29	24.262	7
19	50	41.953	5	81	1:07.382	7	55	24.326	8
20	35	42.016	3	55	1:07.526	11	18	24.358	2
21	55	42.070	9	8	1:07.813	4	81	24.557	4
22	8	42.286	11	29	1:08.312	6	50	24.731	3
23	94	43.566	9	59	1:08.614	10	94	25.086	8
24	59	43.594	10	94	1:08.749	9	59	25.367	10
25	37	45.753	7	12	1:11.864	10	12	25.451	10
26	12	46.226	10	37	1:13.444	10	37	26.251	10
27	69	49.117	8	69	1:15.565	9	112	27.038	8
28	112	49.452	8	112	1:16.859	8	69	27.116	10

IDEAL / BEST LAP COMPARISON

NO	NAME	BEST	IN	IDEAL	DIFF
22	Mark Dwyer	1:59.550	3	1:59.409	+0.141
13	Dean Forward	2:00.357	5	1:59.855	+0.502
65	Jamie Brashaw	2:00.989	9	2:00.389	+0.600
77	Richard Evans	2:02.393	4	1:58.159	+4.234
68	James Murray	2:03.558	4	2:02.676	+0.882
17	Michael Bletsoe-Brov	2:03.866	11	2:03.326	+0.540
115	Matthew Wrigley	2:04.181	3	2:04.181	+0.000
44	Marc Mercer	2:05.154	8	2:04.741	+0.413
47	Frazer Gibney	2:05.462	5	2:05.023	+0.439
32	Steve Seaman	2:06.692	9	2:06.692	+0.000
24	Nick Pancisi	2:09.216	11	2:09.216	+0.000
7	Paul Tonkin	2:10.026	11	2:10.026	+0.000
18	Gwyn Pollard	2:10.427	2	2:10.406	+0.021
3	Luciano Arnold	2:11.206	11	2:11.206	+0.000
1	Robert Simac	2:11.422	4	2:11.422	+0.000
15	David Mercer	2:13.094	7	2:12.218	+0.876
35	Julian Maynard	2:13.351	3	2:13.351	+0.000
81	Julian Stokes	2:13.522	7	2:12.958	+0.564
50	Paul Bason	2:14.271	4	2:12.821	+1.450
8	Klaus Bergs	2:14.629	9	2:13.969	+0.660
55	Stephen Futter	2:14.648	11	2:13.922	+0.726
29	Frank Lyons	2:15.282	7	2:14.311	+0.971
59	Mark Goodyear	2:17.575	10	2:17.575	+0.000
94	Peter Brennan	2:17.800	9	2:17.401	+0.399
12	Stephen Weller	2:23.541	10	2:23.541	+0.000
37	Lincoln Small	2:26.996	10	2:25.448	+1.548
69	Rainier Brammer	2:32.313	10	2:31.798	+0.515
112	Wayne Wilson	2:33.349	8	2:33.349	+0.000

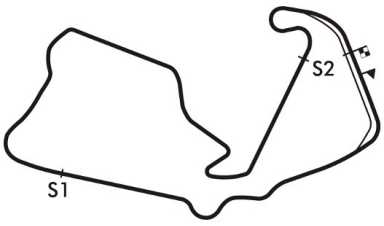

Session Start: 10:50:04 - Finish: 11:15:07
Weather/Track Conditions: Bright / Dry
Circuit: Silverstone Historic Grand Prix
Track Length: 5.857 Km - 3.6394 miles

Printed: 16-06-2018 - 11:19

Silverstone International Trophy - 16 - 17 Jun 2018

HSCC Historic Formula 2 FIA International Series

Qualifying for Race 4 - Best Sector Speeds

	NO	SECTOR 1	MPH	NO	SECTOR 2	MPH	NO	SECTOR 3	MPH
1	13	Dean Forward	148.5	13	Dean Forward	141.9	13	Dean Forward	137.3
2	1	Robert Simac	147.2	77	Richard Evans	138.7	32	Steve Seaman	134.5
3	22	Mark Dwyer	145.3	32	Steve Seaman	138.4	17	Michael Bletsoe-Brown	133.9
4	3	Luciano Arnold	144.3	65	Jamie Brashaw	137.8	22	Mark Dwyer	133.9
5	68	James Murray	144.0	22	Mark Dwyer	137.5	65	Jamie Brashaw	133.7
6	77	Richard Evans	144.0	17	Michael Bletsoe-Brown	137.2	68	James Murray	133.4
7	17	Michael Bletsoe-Brown	142.8	68	James Murray	137.2	77	Richard Evans	133.4
8	65	Jamie Brashaw	142.2	1	Robert Simac	133.9	1	Robert Simac	131.5
9	32	Steve Seaman	141.9	35	Julian Maynard	131.3	3	Luciano Arnold	129.5
10	50	Paul Bason	139.2	50	Paul Bason	131.3	8	Klaus Bergs	128.4
11	35	Julian Maynard	137.8	8	Klaus Bergs	130.8	29	Frank Lyons	128.4
12	8	Klaus Bergs	137.0	3	Luciano Arnold	130.1	50	Paul Bason	128.2
13	15	David Mercer	136.7	115	Matthew Wrigley	129.6	44	Marc Mercer	127.7
14	29	Frank Lyons	135.3	15	David Mercer	129.3	35	Julian Maynard	127.2
15	81	Julian Stokes	134.8	44	Marc Mercer	129.3	55	Stephen Futter	127.0
16	55	Stephen Futter	134.5	18	Gwyn Pollard	127.6	81	Julian Stokes	126.2
17	44	Marc Mercer	133.7	7	Paul Tonkin	126.6	15	David Mercer	125.7
18	7	Paul Tonkin	133.2	81	Julian Stokes	126.4	115	Matthew Wrigley	124.3
19	115	Matthew Wrigley	132.9	24	Nick Pancisi	125.7	7	Paul Tonkin	123.9
20	37	Lincoln Small	132.6	37	Lincoln Small	125.7	18	Gwyn Pollard	123.6
21	18	Gwyn Pollard	131.8	29	Frank Lyons	124.7	24	Nick Pancisi	123.6
22	24	Nick Pancisi	131.8	47	Frazer Gibney	124.7	47	Frazer Gibney	122.2
23	47	Frazer Gibney	129.6	55	Stephen Futter	124.0	94	Peter Brennan	121.3
24	94	Peter Brennan	126.9	59	Mark Goodyear	122.5	59	Mark Goodyear	121.1
25	12	Stephen Weller	125.7	94	Peter Brennan	121.6	37	Lincoln Small	119.8
26	69	Rainier Brammer	124.5	12	Stephen Weller	120.3	12	Stephen Weller	118.1
27	59	Mark Goodyear	123.8	112	Wayne Wilson	115.3	112	Wayne Wilson	111.7
28	112	Wayne Wilson	123.6	69	Rainier Brammer	113.7	69	Rainier Brammer	109.8

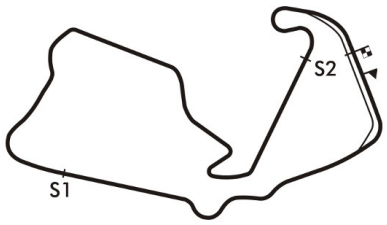

Session Start: 10:50:04 - Finish: 11:15:07
Weather/Track Conditions: Bright / Dry
Circuit: Silverstone Historic Grand Prix
Track Length: 5.857 Km - 3.6394 miles

Printed: 16-06-2018 - 11:21

Silverstone International Trophy - 16 - 17 Jun 2018

HSCC Historic Formula 2 FIA International Series

Race 4 - Starting Grid - AMENDED

Sheet No:

Start Time : 16:10 - Heat Duration : 25 Minutes

ROW							
14					27	112	Wayne Wilson
13	26	69	Rainier Brammer		25	37	Lincoln Small
12	24	12	Stephen Weller		23	94	Peter Brennan
11	22	59	Mark Goodyear		21	29	Frank Lyons
10	20	55	Stephen Futter		19	8	Klaus Bergs
9	18	50	Paul Bason		17	81	Julian Stokes
8	16	35	Julian Maynard		15	15	David Mercer
7	14	1	Robert Simac		13	3	Luciano Arnold
6	12	7	Paul Tonkin		11	24	Nick Pancisi
5	10	32	Steve Seaman		9	47	Frazer Gibney
4	8	44	Marc Mercer		7	115	Matthew Wrigley
3	6	17	Michael Bletsoe-Brown		5	68	James Murray
2	4	77	Richard Evans		3	65	Jamie Brashaw
1	2	13	Dean Forward		1	22	Mark Dwyer

Pole Left

Car 18 withdrawn.

Circuit: Silverstone Historic Grand Prix
Track Length: 5.857 Km - 3.6394 miles

These results are provisional until the conclusion of any judicial and technical matters.

Clerk of the Course:	Timekeeper:	Issued at:
Julian Floyd		

MST

Printed : 16-06-2018 - 13:53

Silverstone International Trophy - 16 - 17 Jun 2018

HSCC Historic Formula 2 FIA International Series

Race 4 - Classification - AMENDED

Sheet No:

POS	NO	DRIVER/S	CLASS	CLASS POS	CAR MAKE / MODEL	TIME	LAPS	GAP	DIFF	MPH	BEST	ON
1	77	Richard Evans	D	1	March 742	24:04.298	12	-- 12 laps		108.8	1:58.200	6
2	13	Dean Forward	D	2	March 782	24:07.659	12	3.361	3.361	108.6	1:57.399	6
3	65	Jamie Brashaw	D	3	Chevron B27	24:22.270	12	17.972	14.611	107.5	2:00.439	3
4	22	Mark Dwyer	D	4	March 742	24:23.924	12	19.626	1.654	107.3	2:00.636	4
5	115	Matthew Wrigley	C	1	March 79B	24:53.560	12	49.262	29.636	105.2	2:02.723	8
6	44	Marc Mercer	B	1	March 73B	25:12.161	12	1:07.863	18.601	103.9	2:04.330	7
7	32	Steve Seaman	D	5	Ralt RT1	26:08.636	12	2:04.338	56.475	100.2	2:08.458	6
8	35	Julian Maynard	D	6	March 742	24:06.429	11	-- 11 laps	7.338	99.64	2:08.651	7
9	1	Robert Simac	A	1	March 712	24:07.583	11	1.154	1.154	99.56	2:08.730	8
10	7	Paul Tonkin	B	2	Chevron B29	24:08.942	11	2.513	1.359	99.46	2:09.304	11
11	24	Nick Pancisi	B	3	March 712 Atlantic	24:13.343	11	6.914	4.401	99.16	2:09.685	11
12	3	Luciano Arnold	A	2	Brabham BT36	24:14.329	11	7.900	0.986	99.10	2:07.672	11
13	81	Julian Stokes	A	3	Tecno F2	24:31.330	11	24.901	17.001	97.95	2:10.913	3
14	50	Paul Bason	A	4	March 712	24:42.541	11	36.112	11.211	97.21	2:11.349	9
15	29	Frank Lyons	D	7	Chevron B29	24:45.965	11	39.536	3.424	96.98	2:12.111	6
16	8	Klaus Bergs	A	5	Brabham BT36	24:53.502	11	47.073	7.537	96.49	2:10.941	7
17	55	Stephen Futter	D	8	Ralt RT1	25:20.041	11	1:13.612	26.539	94.81	2:14.324	9
18	59	Mark Goodyear	B	4	Lotus 59	25:36.373	11	1:29.944	16.332	93.80	2:15.892	7
19	12	Stephen Weller	E	1	Elfin 600B	25:37.362	11	1:30.933	0.989	93.74	2:15.232	5
20	94	Peter Brennan	B	5	Brabham BT40	25:58.600	11	1:52.171	21.238	92.47	2:17.938	8
21	17	Michael Bletsoe-Brown	D	9	Chevron B27	20:54.833	10	-- 10 laps		104.4	2:02.894	9
22	37	Lincoln Small	A	6	Brabham BT30	24:55.620	10	4:00.787	4:00.787	87.59	2:24.976	7
23	69	Rainier Brammer	A	7	Lotus 69	25:21.249	10	4:26.416	25.629	86.12	2:28.088	9
24	112	Wayne Wilson	E	2	Brabham BT21C	26:06.437	10	5:11.604	45.188	83.64	2:30.839	2
		---------- NOT CLASSIFIED ----------										
DNC	47	Frazer Gibney	C		March 76B	19:15.720	9	-- 9 laps --		102.0	2:04.348	4
DNC	15	David Mercer	D		March 782	18:42.809	8	-- 8 laps --	1:48.744	93.35	2:16.102	5
DSQ	68	James Murray	D		Chevron B25							

---------- FASTEST LAP SUMMARY ----------

NO	DRIVER/S	CLASS	CAR MAKE / MODEL	FASTEST LAP	ON	MPH
13	Dean Forward	D	March 782	1:57.399	6	111.60
115	Matthew Wrigley	C	March 79B	2:02.723	8	106.76
44	Marc Mercer	B	March 73B	2:04.330	7	105.38
3	Luciano Arnold	A	Brabham BT36	2:07.672	11	102.62
12	Stephen Weller	E	Elfin 600B	2:15.232	5	96.88

Car 68 - Disqualified from result - Regulation 20.3 refers.

Session Start: 16:29:11 - Finish: 16:53:15
Weather/Track Conditions: Bright / Dry
Circuit: Silverstone Historic Grand Prix
Track Length: 5.857 Km - 3.6394 miles

These results are provisional until the conclusion of any judicial and technical matters.

Clerk of the Course:	Timekeeper:	Issued at:
Julian Floyd		

Silverstone International Trophy - 16 - 17 Jun 2018

HSCC Historic Formula 2 FIA International Series

Race 4 - Sector Analysis

1	Robert Simac (A)								March 712							
lap	Sect-1	Speed	Sect-2	Speed	Sect-3	Speed	Laptime	Pit	lap	Sect-1	Speed	Sect-2	Speed	Sect-3	Speed	Laptime	Pit
1		133.9	1:08.251	132.6	24.711	128.7	2:21.360		7	40.178	139.8	1:05.101	136.7	23.834	131.3	2:09.113	
2	42.105	140.1	1:06.007	132.1	24.348	131.5	2:12.460		8	40.556	141.6	1:04.436	134.5	23.738	130.7	2:08.730	
3	41.362	139.2	1:07.075	130.6	24.885	130.7	2:13.322		9	41.135	141.0	1:04.525	135.0	23.828	131.5	2:09.488	
4	41.656	138.4	1:06.242	135.0	24.086	132.3	2:11.984		10	40.787	140.4	1:04.349	132.4	23.860	132.3	2:08.996	
5	40.725	135.8	1:06.475	135.3	24.172	132.9	2:11.372		11	40.610	141.6	1:06.071	132.9	23.821	130.7	2:10.502	
6	40.682	137.5	1:05.974	134.5	23.600	133.1	2:10.256		12								

3	Luciano Arnold (A)								Brabham BT36							
lap	Sect-1	Speed	Sect-2	Speed	Sect-3	Speed	Laptime	Pit	lap	Sect-1	Speed	Sect-2	Speed	Sect-3	Speed	Laptime	Pit
1		135.6	1:07.242	120.5	24.137	125.0	2:18.482		7	40.421	135.0	1:04.195	130.8	24.001	127.0	2:08.617	
2	42.129	128.6	1:07.339	130.8	24.099	128.4	2:13.567		8	41.844	127.1	1:05.403	131.6	24.060	128.7	2:11.307	
3	41.594	135.0	1:06.197	124.7	24.445	122.0	2:12.236		9	40.668	132.1	1:04.694	131.6	23.748	128.4	2:09.110	
4	42.539	143.1	1:07.712	131.3	23.967	127.5	2:14.218		10	40.592	136.1	1:12.908	128.3	23.779	128.7	2:17.279	
5	40.959	138.7	1:06.469	133.7	24.000	129.2	2:11.428		11	40.072	138.1	1:03.886	129.1	23.714	126.5	2:07.672	
6	40.699	142.5	1:06.013	132.4	23.701	126.7	2:10.413		12								

7	Paul Tonkin (B)								Chevron B29							
lap	Sect-1	Speed	Sect-2	Speed	Sect-3	Speed	Laptime	Pit	lap	Sect-1	Speed	Sect-2	Speed	Sect-3	Speed	Laptime	Pit
1		133.2	1:08.113	126.4	24.168	122.0	2:20.281		7	40.604	131.8	1:04.780	125.2	24.273	123.2	2:09.657	
2	41.378	132.4	1:06.833	125.7	24.495	122.7	2:12.706		8	41.907	131.3	1:05.009	126.1	23.850	123.6	2:10.766	
3	41.078	132.4	1:06.641	127.1	24.601	122.9	2:12.320		9	41.396	133.2	1:04.348	124.0	23.864	123.9	2:09.608	
4	42.091	130.6	1:06.287	127.3	24.224	123.2	2:12.602		10	41.291	125.9	1:05.272	126.4	24.072	122.9	2:10.635	
5	41.325	132.1	1:05.286	124.3	24.155	122.9	2:10.766		11	39.932	133.7	1:05.239	122.5	24.133	124.1	2:09.304	
6	41.351	131.1	1:05.121	124.7	23.825	123.4	2:10.297		12								

8	Klaus Bergs (A)								Brabham BT36							
lap	Sect-1	Speed	Sect-2	Speed	Sect-3	Speed	Laptime	Pit	lap	Sect-1	Speed	Sect-2	Speed	Sect-3	Speed	Laptime	Pit
1		135.0	1:11.907	122.9	24.828	126.2	2:27.425		7	41.384	136.7	1:05.779	130.3	23.778	126.2	2:10.941	
2	44.279	135.6	1:08.951	131.1	25.123	121.6	2:18.353		8	41.436	136.7	1:05.987	119.0	24.480	126.2	2:11.903	
3	43.765	130.3	1:08.312	127.3	24.454	127.0	2:16.531		9	41.476	138.7	1:06.170	130.8	24.108	125.3	2:11.754	
4	42.760	132.4	1:06.865	129.1	24.877	125.5	2:14.502		10	41.364	136.1	1:20.273	122.2	24.152	126.5	2:25.789	
5	42.477	135.8	1:06.216	130.6	23.616	127.5	2:12.309		11	41.396	137.0	1:06.092	129.6	24.830	124.3	2:12.318	
6	41.476	135.8	1:06.077	130.8	24.124	125.3	2:11.677		12								

12	Stephen Weller (E)								Elfin 600B							
lap	Sect-1	Speed	Sect-2	Speed	Sect-3	Speed	Laptime	Pit	lap	Sect-1	Speed	Sect-2	Speed	Sect-3	Speed	Laptime	Pit
1		129.8	1:14.043	115.9	25.978	119.6	2:33.205		7	43.490	129.8	1:08.616	121.6	25.178	120.7	2:17.284	
2	45.487	129.6	1:10.494	122.0	24.700	120.2	2:20.681		8	43.066	129.8	1:08.397	124.0	25.984	117.2	2:17.447	
3	43.234	129.3	1:08.520	121.1	25.824	120.5	2:17.578		9	43.077	128.8	1:09.015	123.8	25.132	119.1	2:17.224	
4	43.720	130.6	1:10.063	120.9	24.929	121.6	2:18.712		10	43.466	131.6	1:10.012	117.7	25.382	118.1	2:18.860	
5	43.299	130.1	1:07.394	125.2	24.539	121.6	2:15.232		11	46.131	125.4	1:13.310	117.7	25.582	119.6	2:25.023	
6	42.738	130.8	1:08.106	124.0	25.272	120.0	2:16.116		12								

13	Dean Forward (D)								March 782							
lap	Sect-1	Speed	Sect-2	Speed	Sect-3	Speed	Laptime	Pit	lap	Sect-1	Speed	Sect-2	Speed	Sect-3	Speed	Laptime	Pit
1		143.7	1:02.551	141.3	22.431	137.3	2:07.238		7	37.168	146.5	58.562	142.5	22.356	134.5	1:58.086	
2	38.187	146.2	59.524	144.0	22.961	137.0	2:00.672		8	37.463	147.8	59.404	139.5	22.379	137.6	1:59.246	
3	38.057	145.9	59.844	144.0	22.075	137.3	1:59.976		9	36.928	147.5	59.854	141.6	22.414	135.6	1:59.196	
4	37.398	145.9	58.474	142.8	22.093	136.7	1:57.965		10	37.048	148.5	58.529	142.2	22.562	136.2	1:58.139	
5	37.321	146.2	59.836	141.3	22.259	135.6	1:59.416		11	37.111	149.1	1:11.287	139.5	22.627	137.0	2:11.025	
6	37.148	146.2	57.866	142.5	22.385	135.3	1:57.399		12	37.792	150.1	59.310	142.5	22.199	136.7	1:59.301	

15	David Mercer (D)								March 782							
lap	Sect-1	Speed	Sect-2	Speed	Sect-3	Speed	Laptime	Pit	lap	Sect-1	Speed	Sect-2	Speed	Sect-3	Speed	Laptime	Pit
1		128.8	1:11.706	127.1	25.043	121.3	2:26.965		5	42.963	128.1	1:08.083	123.6	25.056	119.6	2:16.102	
2	44.026	133.7	1:09.069	128.8	25.556	121.3	2:18.651		6	43.460	127.6	1:08.806	121.6	24.933	119.1	2:17.199	
3	43.334	133.9	1:14.590	119.0	25.342	121.3	2:23.266		7	43.533	125.4	1:12.236	119.6	25.163	118.3	2:20.932	
4	43.590	129.3	1:08.742	124.5	24.855	120.5	2:17.187		8	44.609	126.1	1:11.997	110.7	25.901	115.0	2:22.507	

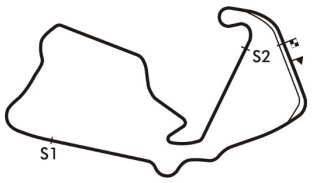

Session Start: 16:29:11 - Finish: 16:53:15
Weather/Track Conditions: Cloudy / Dry
Circuit: Silverstone Historic Grand Prix
Track Length: 5.857 Km - 3.6394 miles
Printed: 16-06-2018 - 16:57

Silverstone International Trophy - 16 - 17 Jun 2018

HSCC Historic Formula 2 FIA International Series

Race 4 - Sector Analysis

17	Michael Bletsoe-Brown (D)								Chevron B27							
lap	Sect-1	Speed	Sect-2	Speed	Sect-3	Speed	Laptime	Pit	lap	Sect-1	Speed	Sect-2	Speed	Sect-3	Speed	Laptime	Pit
1		141.3	1:04.916	136.1	23.220	132.6	2:11.639		6	39.361	142.2	1:03.138	136.4	23.307	132.9	2:05.806	
2	39.461	141.6	1:02.975	137.0	23.320	132.1	2:05.756		7	39.298	141.0	1:03.198	124.7	23.282	131.5	2:05.778	
3	39.196	141.3	1:02.299	136.7	23.333	132.9	2:04.828		8	39.002	141.3	1:01.686	136.7	22.921	132.1	2:03.609	
4	39.288	140.7	1:02.203	135.8	23.411	131.8	2:04.902		9	38.544	140.4	1:01.361	135.3	22.989	131.8	2:02.894	
5	38.965	142.2	1:01.840	136.1	23.244	132.1	2:04.049		10	40.007	138.1	1:01.981	130.1	23.584	129.5	2:05.572	

22	Mark Dwyer (D)								March 742							
lap	Sect-1	Speed	Sect-2	Speed	Sect-3	Speed	Laptime	Pit	lap	Sect-1	Speed	Sect-2	Speed	Sect-3	Speed	Laptime	Pit
1		141.3	1:02.103	138.4	22.976	133.4	2:06.323		7	37.864	143.7	1:00.588	138.1	22.923	132.3	2:01.375	
2	38.020	143.4	1:00.500	139.2	22.579	132.9	2:01.099		8	38.239	144.0	1:01.655	134.8	22.753	131.8	2:02.647	
3	37.865	143.1	1:00.534	137.8	23.083	132.6	2:01.482		9	37.965	144.0	1:00.220	138.9	23.048	132.1	2:01.233	
4	38.102	144.0	59.497	138.7	23.037	131.5	2:00.636		10	38.478	144.9	1:00.802	137.5	23.029	132.6	2:02.309	
5	37.884	144.3	1:00.367	138.1	23.049	131.5	2:01.300		11	39.459	144.9	1:00.178	139.2	23.156	131.0	2:02.793	
6	38.259	144.0	59.865	138.7	22.875	132.6	2:00.999		12	37.924	145.9	1:00.618	138.1	23.186	131.0	2:01.728	

24	Nick Pancisi (B)								March 712 Atlantic							
lap	Sect-1	Speed	Sect-2	Speed	Sect-3	Speed	Laptime	Pit	lap	Sect-1	Speed	Sect-2	Speed	Sect-3	Speed	Laptime	Pit
1		130.6	1:07.397	123.1	24.122	121.6	2:18.212		7	41.304	130.1	1:05.000	127.3	24.368	121.8	2:10.672	
2	42.044	129.1	1:06.407	125.0	24.373	121.3	2:12.824		8	41.231	132.4	1:05.625	127.1	23.933	124.1	2:10.789	
3	42.291	128.3	1:06.296	124.3	24.269	121.3	2:12.856		9	41.679	132.6	1:04.491	126.9	24.079	123.2	2:10.249	
4	42.204	127.1	1:05.884	125.2	24.842	118.9	2:12.930		10	41.938	131.3	1:06.424	123.1	24.036	122.7	2:12.398	
5	42.653	133.7	1:05.541	126.4	24.377	122.5	2:12.571		11	41.083	132.4	1:04.535	124.5	24.067	122.0	2:09.685	
6	41.161	133.2	1:05.064	126.6	23.932	122.9	2:10.157		12								

29	Frank Lyons (D)								Chevron B29							
lap	Sect-1	Speed	Sect-2	Speed	Sect-3	Speed	Laptime	Pit	lap	Sect-1	Speed	Sect-2	Speed	Sect-3	Speed	Laptime	Pit
1		125.7	1:11.250	119.6	25.190	124.1	2:28.124		7	41.901	138.4	1:05.924	116.5	24.481	129.7	2:12.306	
2	43.902	130.8	1:09.294	123.8	25.048	123.9	2:18.244		8	41.445	132.1	1:06.787	127.1	24.533	128.2	2:12.765	
3	43.689	130.6	1:09.408	122.2	24.641	129.2	2:17.738		9	40.832	138.9	1:07.261	121.1	24.394	129.5	2:12.487	
4	41.786	134.2	1:07.110	124.3	24.657	127.7	2:13.553		10	42.513	136.1	1:05.738	124.5	24.208	130.0	2:12.459	
5	42.726	136.4	1:06.641	131.1	24.467	128.4	2:13.834		11	41.532	135.8	1:06.382	124.0	24.430	125.7	2:12.344	
6	42.139	135.0	1:05.416	131.1	24.556	127.5	2:12.111		12								

32	Steve Seaman (D)								Ralt RT1							
lap	Sect-1	Speed	Sect-2	Speed	Sect-3	Speed	Laptime	Pit	lap	Sect-1	Speed	Sect-2	Speed	Sect-3	Speed	Laptime	Pit
1		138.7	1:06.616	136.1	23.943	131.8	2:16.198		7	41.150	138.4	1:07.806	133.2	23.989	130.5	2:12.945	
2	41.114	139.8	1:05.989	135.8	24.459	131.8	2:11.562		8	40.854	139.8	1:06.660	133.9	24.143	131.8	2:11.657	
3	41.491	139.8	1:05.176	136.4	24.327	131.0	2:10.994		9	40.610	140.7	1:04.284	137.0	23.933	132.3	2:08.827	
4	41.281	138.7	1:05.244	137.0	24.010	133.4	2:10.535		10	40.539	140.4	1:03.918	124.0	24.083	132.9	2:08.540	
5	40.741	140.4	1:04.529	136.4	23.906	133.4	2:09.176		11	40.719	141.3	1:05.287	130.3	24.193	131.5	2:10.199	
6	40.701	140.1	1:04.050	137.5	23.707	133.7	2:08.458		12	39.851	140.7	1:05.546	133.2	24.148	130.7	2:09.545	

35	Julian Maynard (D)								March 742							
lap	Sect-1	Speed	Sect-2	Speed	Sect-3	Speed	Laptime	Pit	lap	Sect-1	Speed	Sect-2	Speed	Sect-3	Speed	Laptime	Pit
1		135.3	1:08.629	131.8	24.009	125.5	2:21.884		7	40.610	137.8	1:04.316	131.6	23.725	127.5	2:08.651	
2	41.908	140.1	1:06.734	131.3	24.036	129.0	2:12.678		8	41.129	138.9	1:04.651	132.6	23.674	129.5	2:09.454	
3	40.979	141.3	1:06.851	131.3	23.753	131.0	2:11.583		9	40.719	139.8	1:04.723	132.1	23.929	128.7	2:09.371	
4	40.984	140.7	1:06.142	131.6	23.730	126.0	2:10.856		10	40.884	138.4	1:05.089	131.8	23.961	127.0	2:09.934	
5	41.756	136.1	1:05.572	127.6	23.879	126.7	2:11.207		11	40.683	139.8	1:05.752	129.1	24.274	126.0	2:10.709	
6	40.974	138.4	1:05.414	130.8	23.714	128.2	2:10.102		12								

37	Lincoln Small (A)								Brabham BT30							
lap	Sect-1	Speed	Sect-2	Speed	Sect-3	Speed	Laptime	Pit	lap	Sect-1	Speed	Sect-2	Speed	Sect-3	Speed	Laptime	Pit
1		130.3	1:16.675	114.3	28.103	114.2	2:40.100		6	46.921	128.1	1:14.216	121.8	27.199	115.6	2:28.336	
2	47.157	129.6	1:15.063	121.1	28.053	110.2	2:30.273		7	45.504	130.3	1:12.469	116.3	27.003	114.8	2:24.976	
3	46.416	128.1	1:13.801	115.7	27.830	110.5	2:28.047		8	47.751	129.3	1:12.997	123.8	27.436	113.0	2:28.184	
4	46.099	129.1	1:13.642	121.4	27.922	102.0	2:27.663		9	45.888	131.6	1:13.092	104.7	27.183	118.3	2:26.163	
5	50.077	128.1	1:15.982	116.7	29.266	111.7	2:35.325		10	46.066	120.7	1:13.530	113.2	26.957	118.1	2:26.553	

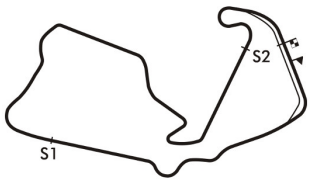

Session Start: 16:29:11 - Finish: 16:53:15
Weather/Track Conditions: Cloudy / Dry
Circuit: Silverstone Historic Grand Prix
Track Length: 5.857 Km - 3.6394 miles
Printed: 16-06-2018 - 16:57

Silverstone International Trophy - 16 - 17 Jun 2018

HSCC Historic Formula 2 FIA International Series

Race 4 - Sector Analysis

44 Marc Mercer (B) — March 73B

lap	Sect-1	Speed	Sect-2	Speed	Sect-3	Speed	Laptime	Pit
1		133.9	1:04.292	128.6	23.934	126.0	2:12.407	
2	40.093	132.4	1:02.371	128.6	23.430	125.0	2:05.894	
3	39.909		1:01.421	129.6	23.221	125.5	2:04.551	
4	39.593		1:01.937	127.1	23.250	124.8	2:04.780	
5	39.845	131.6	1:01.864	128.8	23.150	125.3	2:04.859	
6	39.646	131.6	1:02.119	128.8	23.368	125.0	2:05.133	
7	39.731	131.3	1:01.414	127.1	23.185	123.6	2:04.330	
8	39.812	130.6	1:02.339	128.6	23.070	125.3	2:05.221	
9	40.086	129.1	1:01.585	127.1	23.221	123.6	2:04.892	
10	39.873	131.1	1:03.029	126.1	23.172	123.6	2:06.074	
11	40.019	130.6	1:02.728	125.9	23.301	122.2	2:06.048	
12	40.205	128.8	1:04.268	123.1	23.499	122.2	2:07.972	

47 Frazer Gibney (C) — March 76B

lap	Sect-1	Speed	Sect-2	Speed	Sect-3	Speed	Laptime	Pit
1		123.1	1:04.694	124.0	23.831	121.6	2:13.707	
2	39.712	127.6	1:02.224	125.0	23.498	122.5	2:05.434	
3	40.087	127.3	1:01.322	125.7	23.402	122.2	2:04.811	
4	39.530	127.1	1:01.246	125.9	23.572	118.9	2:04.348	
5	39.895	129.6	1:02.225	124.5	23.479	121.3	2:05.599	
6	39.794	128.1	1:06.026	124.3	24.115	117.9	2:09.935	
7	39.510	125.4	1:02.475	123.4	23.665	121.1	2:05.650	
8	39.084	127.6	1:01.658	122.0	23.839	117.9	2:04.581	
9	39.829	124.5	1:02.923	102.8	In		2:21.655	P
10								

50 Paul Bason (A) — March 712

lap	Sect-1	Speed	Sect-2	Speed	Sect-3	Speed	Laptime	Pit
1		134.8	1:10.879	127.6	25.650	123.9	2:26.709	
2	43.887	134.2	1:09.038	129.6	25.634	123.2	2:18.559	
3	43.330	134.2	1:07.946	128.6	25.328	125.3	2:16.604	
4	42.277	134.5	1:07.636	130.3	25.267	120.5	2:15.180	
5	42.570	136.4	1:07.020	130.3	24.588	126.7	2:14.178	
6	41.567	136.1	1:05.969	130.3	24.634	126.0	2:12.170	
7	41.407	137.8	1:05.525	130.8	24.825	124.8	2:11.757	
8	41.090	137.0	1:05.679	131.3	24.678	126.5	2:11.447	
9	40.900	138.1	1:06.034	132.9	24.415	125.3	2:11.349	
10	41.653	138.7	1:05.445	121.4	24.768	127.5	2:11.866	
11	41.757	137.5	1:05.929	126.6	25.036	124.6	2:12.722	
12								

55 Stephen Futter (D) — Ralt RT1

lap	Sect-1	Speed	Sect-2	Speed	Sect-3	Speed	Laptime	Pit
1		122.0	1:13.707	119.2	25.466	123.2	2:31.416	
2	43.656	128.8	1:10.261	119.6	25.525	124.8	2:19.442	
3	43.485	128.3	1:10.696	119.8	25.692	124.3	2:19.873	
4	43.772	132.4	1:08.850	125.9	24.831	121.6	2:17.453	
5	42.782	133.4	1:08.724	125.0	24.713	121.8	2:16.219	
6	42.178	130.8	1:09.244	123.1	25.464	119.8	2:16.886	
7	42.219	134.5	1:09.658	116.3	25.353	122.0	2:17.230	
8	42.221	133.2	1:09.236	122.9	25.111	120.2	2:16.568	
9	41.653	133.9	1:07.913	120.1	24.758	124.1	2:14.324	
10	43.203	133.9	1:08.037	123.6	24.980	124.8	2:16.220	
11	41.902	134.5	1:07.527	124.0	24.981	122.5	2:14.410	
12								

59 Mark Goodyear (B) — Lotus 59

lap	Sect-1	Speed	Sect-2	Speed	Sect-3	Speed	Laptime	Pit
1		125.4	1:14.003	118.1	26.075	118.5	2:32.959	
2	45.032	122.7	1:11.283	119.6	26.006	119.6	2:22.321	
3	43.749	125.9	1:09.384	120.9	25.723	120.7	2:18.856	
4	44.417	124.7	1:09.322	119.4	25.430	120.9	2:19.169	
5	45.585	107.4	1:08.792	120.5	25.636	121.1	2:20.013	
6	43.737	122.9	1:09.355	120.7	25.616	119.4	2:18.708	
7	43.203	124.7	1:07.939	120.9	24.750	121.8	2:15.892	
8	44.862	124.5	1:08.239	119.0	24.866	121.3	2:17.967	
9	43.428	125.2	1:07.580	119.6	25.326	121.1	2:16.334	
10	43.092	125.4	1:07.918	117.7	25.855	120.5	2:16.865	
11	44.148	123.1	1:08.224	119.8	24.917	120.5	2:17.289	
12								

65 Jamie Brashaw (D) — Chevron B27

lap	Sect-1	Speed	Sect-2	Speed	Sect-3	Speed	Laptime	Pit
1			1:01.927	135.8	23.026	132.9	2:07.955	
2	38.288	141.9	59.996	138.4	22.618	133.7	2:00.902	
3	37.900		59.862	137.0	22.677	134.5	2:00.439	
4	38.173		59.770	138.4	22.636	132.6	2:00.579	
5	38.206		1:00.176	137.2	22.796		2:01.178	
6	38.310	142.8	1:00.185	137.2	22.630	132.6	2:01.125	
7	37.988	141.3	1:00.644	136.1	22.600	132.1	2:01.232	
8	38.442	143.4	1:01.503	133.2	22.719		2:02.664	
9	38.001	142.5	1:00.465	137.5	22.640		2:01.106	
10	38.570	142.8	1:00.990	136.7	22.636		2:02.196	
11	38.733	142.5	59.719	137.8	22.694	133.1	2:01.146	
12	38.377	142.8	1:00.657	134.8	22.714	132.6	2:01.748	

68 James Murray (D) — Chevron B25

lap	Sect-1	Speed	Sect-2	Speed	Sect-3	Speed	Laptime	Pit
1			1:01.668	140.7	23.346	132.9	2:08.600	
2	38.285	143.7	1:00.286	139.2	23.015	133.1	2:01.586	
3	38.236		1:00.065	138.7	23.188	133.1	2:01.489	
4	38.305		1:00.693	138.9	23.555	130.0	2:02.553	
5	38.612		1:01.569	131.1	25.112	127.9	2:05.293	
6	38.889	143.4	1:01.595	137.2	23.115	131.8	2:03.599	
7	38.575	142.5	1:01.232	137.8	23.621	129.7	2:03.428	
8	38.735	143.1	1:01.159	138.1	23.053	133.1	2:02.947	
9	39.983	144.3	1:01.483	134.2	23.700	132.3	2:05.166	
10	38.531	143.1	1:00.686	138.1	23.060	132.1	2:02.277	
11	38.430	145.6	1:02.405	135.0	23.568	131.8	2:04.403	
12	38.648	145.3	1:02.713	133.4	23.368	131.0	2:04.729	

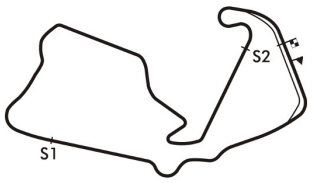

Session Start: 16:29:11 - Finish: 16:53:15
Weather/Track Conditions: Cloudy / Dry
Circuit: Silverstone Historic Grand Prix
Track Length: 5.857 Km - 3.6394 miles
Printed: 16-06-2018 - 16:57

Silverstone International Trophy - 16 - 17 Jun 2018

HSCC Historic Formula 2 FIA International Series

Race 4 - Sector Analysis

69	Rainier Brammer (A)								Lotus 69							
lap	Sect-1	Speed	Sect-2	Speed	Sect-3	Speed	Laptime	Pit	lap	Sect-1	Speed	Sect-2	Speed	Sect-3	Speed	Laptime	Pit
1		115.7	1:16.347	108.6	28.448	105.4	2:41.399		6	48.567	121.6	1:15.295	108.2	26.743	106.9	2:30.605	
2	48.947	116.1	1:16.544	111.7	27.163	107.6	2:32.654		7	48.485	109.1	1:15.738	118.4	26.349	108.5	2:30.572	
3	47.783		1:15.480	112.4	27.290	104.9	2:30.553		8	48.432	123.1	1:15.134	109.1	26.444	106.6	2:30.010	
4	48.514		1:20.116	110.7	27.549	107.8	2:36.179		9	47.325	126.9	1:14.370	112.6	26.393	111.1	2:28.088	
5	48.520	125.4	1:16.402	114.5	26.962	107.1	2:31.884		10	47.792	125.7	1:15.309	114.3	26.204	116.0	2:29.305	

77	Richard Evans (D)								March 742							
lap	Sect-1	Speed	Sect-2	Speed	Sect-3	Speed	Laptime	Pit	lap	Sect-1	Speed	Sect-2	Speed	Sect-3	Speed	Laptime	Pit
1		140.7	1:01.483	136.4	23.084	132.9	2:06.839		7	36.808	143.7	58.913	135.8	22.543	132.3	1:58.264	
2	37.783	143.1	1:00.342	137.5	22.803	132.1	2:00.928		8	37.859	143.4	58.410	136.1	22.430	133.4	1:58.699	
3	37.930	142.2	1:00.067	135.0	23.041	132.6	2:01.038		9	36.907	144.3	1:00.061	134.8	22.586	132.9	1:59.554	
4	37.402	141.6	59.002	136.7	22.920	132.9	1:59.324		10	37.650	142.8	58.906	135.0	22.808	130.7	1:59.364	
5	37.086	143.1	59.325	136.4	22.893	132.1	1:59.304		11	37.098	144.3	59.934	135.3	23.058	132.1	2:00.090	
6	37.004	143.4	58.575	136.4	22.621	132.3	1:58.200		12	37.615	144.9	1:01.888	132.9	23.191	131.8	2:02.694	

81	Julian Stokes (A)								Tecno F2							
lap	Sect-1	Speed	Sect-2	Speed	Sect-3	Speed	Laptime	Pit	lap	Sect-1	Speed	Sect-2	Speed	Sect-3	Speed	Laptime	Pit
1		131.3	1:09.306	124.7	24.791	119.4	2:23.384		7	41.117	132.6	1:06.271	128.1	25.099	123.9	2:12.487	
2	42.170	133.4	1:06.066	128.1	24.521	123.9	2:12.757		8	41.979	132.4	1:08.018	125.7	25.186	122.9	2:15.183	
3	41.134	133.2	1:05.335	128.1	24.444	127.0	2:10.913		9	41.750	132.6	1:06.117	128.8	24.894	120.2	2:12.761	
4	41.346	133.7	1:06.715	125.4	25.032	123.6	2:13.093		10	42.541	131.8	1:06.306	127.6	25.143	118.9	2:13.990	
5	40.504	137.2	1:06.258	128.8	25.257	124.1	2:12.019		11	41.953	133.9	1:06.520	124.7	25.086	121.6	2:13.559	
6	40.479	135.8	1:05.502	128.3	25.203	124.3	2:11.184		12								

94	Peter Brennan (B)								Brabham BT40							
lap	Sect-1	Speed	Sect-2	Speed	Sect-3	Speed	Laptime	Pit	lap	Sect-1	Speed	Sect-2	Speed	Sect-3	Speed	Laptime	Pit
1		122.2	1:12.354	121.8	25.962	118.7	2:30.163		7	44.457	124.7	1:09.191	121.6	24.804	118.3	2:18.452	
2	44.131	126.1	1:10.289	121.6	25.413	119.1	2:19.833		8	43.697	125.9	1:09.143	122.5	25.098	118.9	2:17.938	
3	44.119	125.0	1:10.415	119.8	25.625	119.1	2:20.159		9	44.872	124.7	1:09.062	121.8	24.861	119.4	2:18.795	
4	44.716	124.5	1:09.766	119.6	25.161	119.4	2:19.643		10	44.074	125.2	1:12.935	98.5	27.846	101.6	2:24.855	
5	43.730	125.2	1:10.763	118.6	25.560	117.2	2:20.053		11	48.649	113.9	1:14.363	103.6	27.535	100.3	2:30.547	
6	44.451	123.6	1:08.842	120.9	24.869	119.1	2:18.162		12								

112	Wayne Wilson (E)								Brabham BT21C							
lap	Sect-1	Speed	Sect-2	Speed	Sect-3	Speed	Laptime	Pit	lap	Sect-1	Speed	Sect-2	Speed	Sect-3	Speed	Laptime	Pit
1		114.1	1:16.319	108.2	27.887	111.3	2:41.110		6	48.389	116.3	1:19.389	91.7	28.098	108.3	2:35.876	
2	48.473	121.6	1:15.511	116.3	26.855	111.3	2:30.839		7	48.522	120.3	1:18.845	101.1	28.620	114.4	2:35.987	
3	48.572	122.2	1:16.055	115.9	27.089	109.4	2:31.716		8	49.952	115.3	1:17.455	109.5	27.741	102.0	2:35.148	
4	49.519	118.1	1:20.915	93.3	28.781	105.4	2:39.215		9	49.943	120.3	1:19.001	91.2	29.413	93.3	2:38.357	
5	52.761	117.7	1:16.122	115.1	26.745	108.9	2:35.628		10	50.850	113.9	1:20.988	98.3	30.723	91.2	2:42.561	

115	Matthew Wrigley (C)								March 79B							
lap	Sect-1	Speed	Sect-2	Speed	Sect-3	Speed	Laptime	Pit	lap	Sect-1	Speed	Sect-2	Speed	Sect-3	Speed	Laptime	Pit
1			1:03.014	128.3	23.366	123.6	2:10.688		7	38.908	131.8	1:01.014	129.1	23.560	123.2	2:03.482	
2	39.071	132.9	1:00.787	128.6	23.461	122.5	2:03.319		8	38.656	133.2	1:00.578	128.8	23.489	123.4	2:02.723	
3	39.099		1:00.833	129.3	23.522	122.9	2:03.454		9	38.510	133.4	1:01.878	129.6	23.485	122.9	2:03.873	
4	38.953		1:00.867	128.6	23.596	122.7	2:03.416		10	39.009	132.1	1:02.229	129.1	23.410	123.6	2:04.648	
5	39.188		1:00.729	128.8	23.391	123.6	2:03.308		11	38.808	133.7	1:00.831	127.8	23.439	124.3	2:03.078	
6	40.289	132.6	1:02.066	128.8	23.449	123.2	2:05.804		12	38.690	134.2	1:02.728	127.8	24.349	123.2	2:05.767	

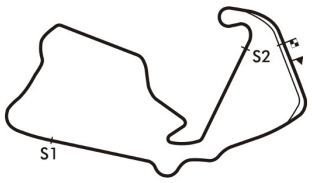

Session Start: 16:29:11 - Finish: 16:53:15
Weather/Track Conditions: Cloudy / Dry
Circuit: Silverstone Historic Grand Prix
Track Length: 5.857 Km - 3.6394 miles
Printed: 16-06-2018 - 16:57

Silverstone International Trophy - 16 - 17 Jun 2018

HSCC Historic Formula 2 FIA International Series

Race 4 - Best Sector Times

	SECTOR 1			SECTOR 2			SECTOR 3		
	NO	TIME	LAP	NO	TIME	LAP	NO	TIME	LAP
1	77	36.808	7	13	57.866	6	13	22.075	3
2	13	36.928	9	77	58.410	8	77	22.430	8
3	22	37.864	7	22	59.497	4	22	22.579	2
4	65	37.900	3	65	59.719	11	65	22.600	7
5	68	38.236	3	68	1:00.065	3	17	22.921	8
6	115	38.510	9	115	1:00.578	8	68	23.015	2
7	17	38.544	9	47	1:01.246	4	44	23.070	8
8	47	39.084	8	17	1:01.361	9	115	23.366	1
9	44	39.593	4	44	1:01.414	7	47	23.402	3
10	32	39.851	12	3	1:03.886	11	1	23.600	6
11	7	39.932	11	32	1:03.918	10	8	23.616	5
12	3	40.072	11	35	1:04.316	7	35	23.674	8
13	1	40.178	7	7	1:04.348	9	3	23.701	6
14	81	40.479	6	1	1:04.349	10	32	23.707	6
15	35	40.610	7	24	1:04.491	9	7	23.825	6
16	29	40.832	9	81	1:05.335	3	24	23.932	6
17	50	40.900	9	29	1:05.416	6	29	24.208	10
18	24	41.083	11	50	1:05.445	10	50	24.415	9
19	8	41.364	10	8	1:05.779	7	81	24.444	3
20	55	41.653	9	12	1:07.394	5	12	24.539	5
21	12	42.738	6	55	1:07.527	11	55	24.713	5
22	15	42.963	5	59	1:07.580	9	59	24.750	7
23	59	43.092	10	15	1:08.083	5	94	24.804	7
24	94	43.697	8	94	1:08.842	6	15	24.855	4
25	37	45.504	7	37	1:12.469	7	69	26.204	10
26	69	47.325	9	69	1:14.370	9	112	26.745	5
27	112	48.389	6	112	1:15.511	2	37	26.957	10

IDEAL / BEST LAP COMPARISON

NO	NAME	BEST	IN	IDEAL	DIFF
13	Dean Forward	1:57.399	6	1:56.869	+0.530
77	Richard Evans	1:58.200	6	1:57.648	+0.552
65	Jamie Brashaw	2:00.439	3	2:00.219	+0.220
22	Mark Dwyer	2:00.636	4	1:59.940	+0.696
68	James Murray	2:01.489	3	2:01.316	+0.173
115	Matthew Wrigley	2:02.723	8	2:02.454	+0.269
17	Michael Bletsoe-Brov	2:02.894	9	2:02.826	+0.068
44	Marc Mercer	2:04.330	7	2:04.077	+0.253
3	Luciano Arnold	2:07.672	11	2:07.659	+0.013
32	Steve Seaman	2:08.458	6	2:07.476	+0.982
35	Julian Maynard	2:08.651	7	2:08.600	+0.051
1	Robert Simac	2:08.730	8	2:08.127	+0.603
7	Paul Tonkin	2:09.304	11	2:08.105	+1.199
24	Nick Pancisi	2:09.685	11	2:09.506	+0.179
81	Julian Stokes	2:10.913	3	2:10.258	+0.655
8	Klaus Bergs	2:10.941	7	2:10.759	+0.182
50	Paul Bason	2:11.349	9	2:10.760	+0.589
29	Frank Lyons	2:12.111	6	2:10.456	+1.655
55	Stephen Futter	2:14.324	9	2:13.893	+0.431
12	Stephen Weller	2:15.232	5	2:14.671	+0.561
59	Mark Goodyear	2:15.892	7	2:15.422	+0.470
94	Peter Brennan	2:17.938	8	2:17.343	+0.595
37	Lincoln Small	2:24.976	7	2:24.930	+0.046
69	Rainier Brammer	2:28.088	9	2:27.899	+0.189
112	Wayne Wilson	2:30.839	2	2:30.645	+0.194
47	Frazer Gibney	2:04.348	4	2:03.732	+0.616
15	David Mercer	2:16.102	5	2:15.901	+0.201

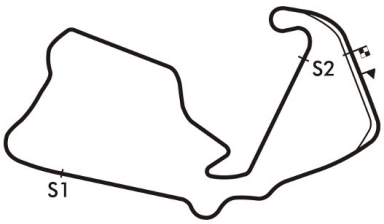

Session Start: 16:29:11 - Finish: 16:53:15
Weather/Track Conditions: Cloudy / Dry
Circuit: Silverstone Historic Grand Prix
Track Length: 5.857 Km - 3.6394 miles

Printed: 16-06-2018 - 16:57

Silverstone International Trophy - 16 - 17 Jun 2018

HSCC Historic Formula 2 FIA International Series

Race 4 - Best Sector Speeds

	NO	SECTOR 1	MPH	NO	SECTOR 2	MPH	NO	SECTOR 3	MPH
1	13	Dean Forward	150.1	13	Dean Forward	144.0	13	Dean Forward	137.6
2	22	Mark Dwyer	145.9	68	James Murray	140.7	65	Jamie Brashaw	134.5
3	68	James Murray	145.6	22	Mark Dwyer	139.2	32	Steve Seaman	133.7
4	77	Richard Evans	144.9	65	Jamie Brashaw	138.4	22	Mark Dwyer	133.4
5	65	Jamie Brashaw	143.4	32	Steve Seaman	137.5	77	Richard Evans	133.4
6	3	Luciano Arnold	143.1	77	Richard Evans	137.5	1	Robert Simac	133.1
7	17	Michael Bletsoe-Brown	142.2	17	Michael Bletsoe-Brown	137.0	68	James Murray	133.1
8	1	Robert Simac	141.6	1	Robert Simac	136.7	17	Michael Bletsoe-Brown	132.9
9	32	Steve Seaman	141.3	3	Luciano Arnold	133.7	35	Julian Maynard	131.0
10	35	Julian Maynard	141.3	50	Paul Bason	132.9	29	Frank Lyons	130.0
11	29	Frank Lyons	138.9	35	Julian Maynard	132.6	3	Luciano Arnold	129.2
12	8	Klaus Bergs	138.7	8	Klaus Bergs	131.1	8	Klaus Bergs	127.5
13	50	Paul Bason	138.7	29	Frank Lyons	131.1	50	Paul Bason	127.5
14	81	Julian Stokes	137.2	44	Marc Mercer	129.6	81	Julian Stokes	127.0
15	55	Stephen Futter	134.5	115	Matthew Wrigley	129.6	44	Marc Mercer	126.0
16	115	Matthew Wrigley	134.2	15	David Mercer	128.8	55	Stephen Futter	124.8
17	15	David Mercer	133.9	81	Julian Stokes	128.8	115	Matthew Wrigley	124.3
18	44	Marc Mercer	133.9	7	Paul Tonkin	127.3	7	Paul Tonkin	124.1
19	7	Paul Tonkin	133.7	24	Nick Pancisi	127.3	24	Nick Pancisi	124.1
20	24	Nick Pancisi	133.7	47	Frazer Gibney	125.9	47	Frazer Gibney	122.5
21	12	Stephen Weller	131.6	55	Stephen Futter	125.9	59	Mark Goodyear	121.8
22	37	Lincoln Small	131.6	12	Stephen Weller	125.2	12	Stephen Weller	121.6
23	47	Frazer Gibney	129.6	37	Lincoln Small	123.8	15	David Mercer	121.3
24	69	Rainier Brammer	126.9	94	Peter Brennan	122.5	94	Peter Brennan	119.4
25	94	Peter Brennan	126.1	59	Mark Goodyear	120.9	37	Lincoln Small	118.3
26	59	Mark Goodyear	125.9	69	Rainier Brammer	118.4	69	Rainier Brammer	116.0
27	112	Wayne Wilson	122.2	112	Wayne Wilson	116.3	112	Wayne Wilson	114.4

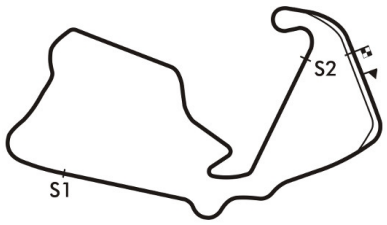

Session Start: 16:29:11 - Finish: 16:53:15
Weather/Track Conditions: Cloudy / Dry
Circuit: Silverstone Historic Grand Prix
Track Length: 5.857 Km - 3.6394 miles

Printed: 16-06-2018 - 16:57

Silverstone International Trophy - 16 - 17 Jun 2018

HSCC Historic Formula 2 FIA International Series

Race 4 - Lap Chart

Lap 1			Lap 2			Lap 3			Lap 4			Lap 5			Lap 6		
NO	Behind	Laptime	NO	Behind	Laptime	NO	Behind	Laptime	NO	Behind	Laptime	NO	Behind	Laptime	NO	Behind	Laptime
22		2:06.323	22		2:01.099	13		1:59.976	13		1:57.965	13		1:59.416	13		1:57.399
77	0.516	2:06.839	77	0.345	2:00.928	77	0.919	2:01.038	77	2.278	1:59.324	37	1 LAP	2:27.663	77	2.967	1:58.200
13	0.915	2:07.238	13	0.488	2:00.672	22	1.018	2:01.482	22	3.689	2:00.636	77	2.166	1:59.304	22	9.173	2:00.999
65	1.632	2:07.955	65	1.435	2:00.902	65	1.410	2:00.439	65	4.024	2:00.579	22	5.573	2:01.300	65	9.512	2:01.125
68	2.277	2:08.600	68	2.764	2:01.586	68	3.789	2:01.489	68	8.377	2:02.553	65	5.786	2:01.178	68	20.454	2:03.599
115	4.365	2:10.688	115	6.585	2:03.319	115	9.575	2:03.454	115	15.026	2:03.416	68	14.254	2:05.293	115	27.323	2:05.804
17	5.316	2:11.639	17	9.973	2:05.756	17	14.337	2:04.828	17	21.274	2:04.902	69	1 LAP	2:36.179	17	34.314	2:05.806
44	6.084	2:12.407	44	10.879	2:05.894	44	14.966	2:04.551	44	21.781	2:04.780	112	1 LAP	2:39.215	44	34.958	2:05.133
47	7.384	2:13.707	47	11.719	2:05.434	47	16.066	2:04.811	47	22.449	2:04.348	115	18.918	2:03.308	37	1 LAP	2:35.325
32	9.875	2:16.198	32	20.338	2:11.562	32	30.868	2:10.994	32	43.438	2:10.535	17	25.907	2:04.049	47	41.168	2:09.935
24	11.889	2:18.212	24	23.614	2:12.824	24	36.006	2:12.856	24	50.971	2:12.930	44	27.224	2:04.859	69	1 LAP	2:31.884
3	12.159	2:18.482	3	24.627	2:13.567	3	36.399	2:12.236	35	51.150	2:10.856	47	28.632	2:05.599	112	1 LAP	2:35.628
7	13.958	2:20.281	7	25.565	2:12.706	7	37.421	2:12.320	7	52.058	2:12.602	32	53.198	2:09.176	32	1:04.257	2:08.458
1	15.037	2:21.360	1	26.398	2:12.460	35	38.259	2:11.583	3	52.652	2:14.218	35	1:02.941	2:11.207	35	1:15.644	2:10.102
35	15.561	2:21.884	35	27.140	2:12.678	81	39.168	2:10.913	1	53.275	2:11.984	7	1:03.408	2:10.766	7	1:16.306	2:10.297
81	17.061	2:23.384	81	28.719	2:12.757	1	39.256	2:13.322	81	54.296	2:13.093	24	1:04.126	2:12.571	24	1:16.884	2:10.157
50	20.386	2:26.709	50	37.846	2:18.559	50	53.986	2:16.604	8	1:10.960	2:14.502	3	1:04.664	2:11.428	3	1:17.678	2:10.413
15	20.642	2:26.965	15	38.194	2:18.651	8	54.423	2:16.531	50	1:11.201	2:15.180	1	1:05.231	2:11.372	1	1:18.088	2:10.256
8	21.102	2:27.425	8	38.356	2:18.353	29	56.220	2:17.738	29	1:11.808	2:13.553	81	1:06.899	2:12.019	81	1:20.684	2:11.184
29	21.801	2:28.124	29	38.946	2:18.244	15	1:00.996	2:23.266	15	1:20.218	2:17.187	8	1:23.853	2:12.309	8	1:38.131	2:11.677
94	23.840	2:30.163	94	42.574	2:19.833	94	1:02.269	2:20.159	55	1:22.333	2:17.453	50	1:25.963	2:14.178	50	1:40.734	2:12.170
55	25.093	2:31.416	55	43.436	2:19.442	55	1:02.845	2:19.873	94	1:23.947	2:19.643	29	1:26.226	2:13.834	29	1:40.938	2:12.111
59	26.636	2:32.959	12	46.464	2:20.681	12	1:03.578	2:17.578	12	1:24.325	2:18.712	15	1:36.904	2:16.102	15	1:56.704	2:17.199
12	26.882	2:33.205	59	47.858	2:22.321	59	1:06.250	2:18.856	59	1:27.454	2:19.169	55	1:39.136	2:16.219			
37	33.777	2:40.100	37	1:02.951	2:30.273	37	1:30.534	2:28.047				12	1:40.141	2:15.232			
112	34.787	2:41.110	112	1:04.527	2:30.839	112	1:35.779	2:31.716				94	1:44.584	2:20.053			
69	35.076	2:41.399	69	1:06.631	2:32.654	69	1:36.720	2:30.553				59	1:48.051	2:20.013			

Session Start: 16:29:11 - Finish: 16:53:15
Weather/Track Conditions: Cloudy / Dry
Circuit: Silverstone Historic Grand Prix
Track Length: 5.857 Km - 3.6394 miles
Printed: 16-06-2018 - 16:59

MST
Results: www.mstworld.com. Live Timing: https://livetiming.getraceresults.com/mst. Email: timing@mstworld.com

Silverstone International Trophy - 16 - 17 Jun 2018

HSCC Historic Formula 2 FIA International Series

Race 4 - Lap Chart

Lap 7			Lap 8			Lap 9			Lap 10			Lap 11			Lap 12		
NO	Behind	Laptime	NO	Behind	Laptime	NO	Behind	Laptime	NO	Behind	Laptime	NO	Behind	Laptime	NO	Behind	Laptime
13		1:58.086	13		1:59.246	13		1:59.196	13		1:58.139	77		2:00.090	77		2:02.694
55	1 LAP	2:16.886	77	2.598	1:58.699	77	2.956	1:59.554	77	4.181	1:59.364	24	1 LAP	2:12.398	35	1 LAP	2:10.709
12	1 LAP	2:16.116	22	15.863	2:02.647	8	1 LAP	2:11.903	37	2 LAPS	2:28.184	3	1 LAP	2:17.279	1	1 LAP	2:10.502
77	3.145	1:58.264	65	16.076	2:02.664	50	1 LAP	2:11.447	81	1 LAP	2:12.761	13	6.754	2:11.025	13	3.361	1:59.301
94	1 LAP	2:18.162	55	1 LAP	2:17.230	29	1 LAP	2:12.765	8	1 LAP	2:11.754	81	1 LAP	2:13.990	7	1 LAP	2:09.304
59	1 LAP	2:18.708	12	1 LAP	2:17.284	112	2 LAPS	2:35.987	50	1 LAP	2:11.349	65	18.918	2:01.146	24	1 LAP	2:09.685
22	12.462	2:01.375	15	1 LAP	2:20.932	22	17.900	2:01.233	65	22.043	2:02.196	22	20.592	2:02.793	3	1 LAP	2:07.672
65	12.658	2:01.232	94	1 LAP	2:18.452	65	17.986	2:01.106	22	22.070	2:02.309	37	2 LAPS	2:26.163	65	17.972	2:01.748
68	25.796	2:03.428	59	1 LAP	2:15.892	68	35.467	2:05.166	29	1 LAP	2:12.487	50	1 LAP	2:11.866	22	19.626	2:01.728
115	32.719	2:03.482	68	29.497	2:02.947	55	1 LAP	2:16.568	69	2 LAPS	2:30.010	29	1 LAP	2:12.459	81	1 LAP	2:13.559
44	41.202	2:04.330	115	36.196	2:02.723	12	1 LAP	2:17.447	68	39.605	2:02.277	8	1 LAP	2:25.789	50	1 LAP	2:12.722
17	42.006	2:05.778	17	46.369	2:03.609	115	40.873	2:03.873	115	47.382	2:04.648	68	39.737	2:04.403	29	1 LAP	2:12.344
47	48.732	2:05.650	44	47.177	2:05.221	15	1 LAP	2:22.507	112	2 LAPS	2:35.148	115	46.189	2:03.078	68	41.772	2:04.729
37	1 LAP	2:28.336	47	54.067	2:04.581	94	1 LAP	2:17.938	55	1 LAP	2:14.324	69	2 LAPS	2:28.088	8	1 LAP	2:12.318
32	1:19.116	2:12.945	32	1:31.527	2:11.657	59	1 LAP	2:17.967	12	1 LAP	2:17.224	44	1:02.585	2:06.048	115	49.262	2:05.767
69	1 LAP	2:30.605	37	1 LAP	2:24.976	17	50.067	2:02.894	17	57.500	2:05.572	55	1 LAP	2:16.220	37	2 LAPS	2:26.553
35	1:26.209	2:08.651	35	1:36.417	2:09.454	44	52.873	2:04.892	44	1:00.808	2:06.074	12	1 LAP	2:18.860	44	1:07.863	2:07.972
7	1:27.877	2:09.657	1	1:38.599	2:08.730	47	1:16.526	2:21.655	59	1 LAP	2:16.334	59	1 LAP	2:16.865	55	1 LAP	2:14.410
3	1:28.209	2:08.617	7	1:39.397	2:10.766	32	1:41.158	2:08.827	94	1 LAP	2:18.795	112	2 LAPS	2:38.357	69	2 LAPS	2:29.305
1	1:29.115	2:09.113	3	1:40.270	2:11.307	35	1:46.592	2:09.371	32	1:51.559	2:08.540	94	1 LAP	2:24.855	59	1 LAP	2:17.289
24	1:29.470	2:10.672	24	1:41.013	2:10.789	1	1:48.891	2:09.488	35	1:58.387	2:09.934	32	1:57.487	2:10.199	12	1 LAP	2:25.023
112	1 LAP	2:35.876	81	1:51.022	2:15.183	7	1:49.809	2:09.608	1	1:59.748	2:08.996				94	1 LAP	2:30.547
81	1:35.085	2:12.487	69	1 LAP	2:30.572	3	1:50.184	2:09.110	7	2:02.305	2:10.635				112	2 LAPS	2:42.561
8	1:50.986	2:10.941				24	1:52.066	2:10.249							32	2:04.338	2:09.545
50	1:54.405	2:11.757															
29	1:55.158	2:12.306															

Session Start: 16:29:11 - Finish: 16:53:15
Weather/Track Conditions: Cloudy / Dry
Circuit: Silverstone Historic Grand Prix
Track Length: 5.857 Km - 3.6394 miles
Printed: 16-06-2018 - 16:59

MST
Results: www.mstworld.com. Live Timing: https://livetiming.getraceresults.com/mst. Email: timing@mstworld.com

Silverstone International Trophy - 16 - 17 Jun 2018

HSCC Historic Formula 2 FIA International Series

Race 10 - Starting Grid - AMENDED

Sheet No:

Start Time : 13:55 - Heat Duration : 25 Minutes

ROW							
14					27	68	James Murray
13	26	15	David Mercer		25	47	Frazer Gibney
12	24	112	Wayne Wilson		23	69	Rainier Brammer
11	22	37	Lincoln Small		21	17	Michael Bletsoe-Brown
10	20	94	Peter Brennan		19	12	Stephen Weller
9	18	59	Mark Goodyear		17	55	Stephen Futter
8	16	8	Klaus Bergs		15	29	Frank Lyons
7	14	50	Paul Bason		13	81	Julian Stokes
6	12	3	Luciano Arnold		11	24	Nick Pancisi
5	10	7	Paul Tonkin		9	1	Robert Simac
4	8	35	Julian Maynard		7	32	Steve Seaman
3	6	44	Marc Mercer		5	115	Matthew Wrigley
2	4	22	Mark Dwyer		3	65	Jamie Brashaw
1	2	13	Dean Forward		1	77	Richard Evans

Pole Left

Car 68 to back of grid, disqualified from Race 1 result, ref. Regulation 20.3.

Circuit: Silverstone Historic Grand Prix
Track Length: 5.857 Km - 3.6394 miles

These results are provisional until the conclusion of any judicial and technical matters.

Clerk of the Course:	Timekeeper:	Issued at:
Julian Floyd		

Silverstone International Trophy - 16 - 17 Jun 2018

HSCC Historic Formula 2 FIA International Series

Race 10 - Classification

Sheet No:

POS	NO	DRIVER/S	CLASS	CLASS POS	CAR MAKE / MODEL	TIME	LAPS	GAP	DIFF	MPH	BEST	ON
1	77	Richard Evans	D	1	March 742	25:27.192	11	-- 11 laps		94.37	1:56.375	9
2	13	Dean Forward	D	2	March 782	25:27.635	11	0.443	0.443	94.34	1:56.408	11
3	65	Jamie Brashaw	D	3	Chevron B27	25:52.016	11	24.824	24.381	92.86	2:00.343	4
4	68	James Murray	D	4	Chevron B25	25:56.049	11	28.857	4.033	92.62	2:01.382	5
5	17	Michael Bletsoe-Brown	D	5	Chevron B27	25:58.408	11	31.216	2.359	92.47	2:01.798	10
6	115	Matthew Wrigley	C	1	March 79B	25:58.473	11	31.281	0.065	92.47	2:01.982	9
7	35	Julian Maynard	D	6	March 742	26:19.943	11	52.751	21.470	91.22	2:07.311	11
8	47	Frazer Gibney	C	2	March 76B	26:20.924	11	53.732	0.981	91.16	2:05.981	11
9	1	Robert Simac	A	1	March 712	26:22.815	11	55.623	1.891	91.05	2:07.739	11
10	3	Luciano Arnold	A	2	Brabham BT36	26:24.067	11	56.875	1.252	90.97	2:06.914	9
11	7	Paul Tonkin	B	1	Chevron B29	26:25.639	11	58.447	1.572	90.89	2:08.028	10
12	81	Julian Stokes	A	3	Tecno F2	26:26.666	11	59.474	1.027	90.83	2:08.510	9
13	8	Klaus Bergs	A	4	Brabham BT36	26:28.094	11	1:00.902	1.428	90.75	2:08.424	10
14	24	Nick Pancisi	B	2	March 712 Atlantic	26:28.362	11	1:01.170	0.268	90.73	2:08.392	11
15	29	Frank Lyons	D	7	Chevron B29	26:35.907	11	1:08.715	7.545	90.30	2:08.169	10
16	50	Paul Bason	A	5	March 712	26:41.608	11	1:14.416	5.701	89.98	2:09.921	10
17	59	Mark Goodyear	B	3	Lotus 59	26:52.077	11	1:24.885	10.469	89.40	2:12.797	10
18	55	Stephen Futter	D	8	Ralt RT1	26:56.265	11	1:29.073	4.188	89.17	2:13.020	9
19	15	David Mercer	D	9	March 782	27:03.730	11	1:36.538	7.465	88.76	2:09.848	10
20	94	Peter Brennan	B	4	Brabham BT40	27:13.348	11	1:46.156	9.618	88.23	2:16.303	11
21	12	Stephen Weller	E	1	Elfin 600B	27:14.090	11	1:46.898	0.742	88.19	2:14.070	11
22	37	Lincoln Small	A	6	Brabham BT30	25:43.136	10	-- 10 laps	43.116	84.90	2:17.671	9
23	69	Rainier Brammer	A	7	Lotus 69	27:46.744	10	2:03.608	2:03.608	78.60	2:26.962	3
24	112	Wayne Wilson	E	2	Brabham BT21C	27:54.319	10	2:11.183	7.575	78.25	2:29.430	8
		---------- NOT CLASSIFIED ----------										
DNC	22	Mark Dwyer	D		March 742	20:01.733	8	-- 8 laps --		87.22	2:00.312	2
DNC	32	Steve Seaman	D		Ralt RT1	8:34.622	4	-- 4 laps --	31.292	101.8	2:06.417	3
DNC	44	Marc Mercer	B		March 73B	4:42.917	2	-- 2 laps --	22.482	92.62	2:12.525	1

---------- FASTEST LAP SUMMARY ----------

NO	DRIVER/S	CLASS	CAR MAKE / MODEL	FASTEST LAP	ON	MPH
77	Richard Evans	D	March 742	1:56.375	9	112.58
115	Matthew Wrigley	C	March 79B	2:01.982	9	107.41
3	Luciano Arnold	A	Brabham BT36	2:06.914	9	103.23
7	Paul Tonkin	B	Chevron B29	2:08.028	10	102.33
12	Stephen Weller	E	Elfin 600B	2:14.070	11	97.72

Session Start: 14:09:16 - Finish: 14:34:43
Weather/Track Conditions: Cloudy / Dry
Circuit: Silverstone Historic Grand Prix
Track Length: 5.857 Km - 3.6394 miles

These results are provisional until the conclusion of any judicial and technical matters.

Clerk of the Course:	Timekeeper:	Issued at:
Julian Floyd		

MST

Printed: 17-06-2018 - 14:37

Silverstone International Trophy - 16 - 17 Jun 2018

HSCC Historic Formula 2 FIA International Series

Race 10 - Sector Analysis

1	Robert Simac (A)								March 712							
lap	Sect-1	Speed	Sect-2	Speed	Sect-3	Speed	Laptime	Pit	lap	Sect-1	Speed	Sect-2	Speed	Sect-3	Speed	Laptime	Pit
1		151.1	1:06.320	132.4	24.382	130.5	2:14.276		7	1:29.191	52.6	2:00.897	47.5	32.281	103.2	4:02.369	
2	41.214	139.8	1:05.917	134.2	24.156	132.9	2:11.287		8	43.016	154.6	1:04.583	133.9	23.382	132.9	2:10.981	
3	40.957	141.0	1:04.457	133.7	23.732	131.3	2:09.146		9	40.360	156.1	1:03.913	134.5	23.574	132.9	2:07.847	
4	40.362	140.4	1:03.818	133.9	23.790	132.1	2:07.970		10	40.340	140.1	1:04.804	127.6	24.004	124.8	2:09.148	
5	41.725	151.8	1:04.582	133.4	23.945	114.6	2:10.252		11	40.902	155.0	1:03.529	135.0	23.308	130.7	2:07.739	
6	47.825	128.8	1:20.547	51.6	43.428	35.6	2:51.800		12								

3	Luciano Arnold (A)								Brabham BT36							
lap	Sect-1	Speed	Sect-2	Speed	Sect-3	Speed	Laptime	Pit	lap	Sect-1	Speed	Sect-2	Speed	Sect-3	Speed	Laptime	Pit
1		136.4	1:06.843	128.8	24.461	127.7	2:16.033		7	1:28.879	52.3	2:00.373	50.6	31.546	115.6	4:00.798	
2	40.567	138.4	1:06.431	132.6	24.588	126.2	2:11.586		8	43.247	136.7	1:05.858	125.2	24.480	119.8	2:13.585	
3	40.465	138.1	1:05.905	128.6	23.771	129.7	2:10.141		9	40.105	137.2	1:03.103	131.6	23.706	128.2	2:06.914	
4	40.878	134.8	1:03.893	130.8	23.996	125.3	2:08.767		10	40.558	126.9	1:03.934	132.6	23.655	128.7	2:08.147	
5	40.883	136.1	1:04.288	129.1	24.487	100.1	2:09.658		11	40.751	137.8	1:03.525	133.7	23.662	127.9	2:07.938	
6	47.870	130.3	1:19.805	51.7	42.825	28.5	2:50.500		12								

7	Paul Tonkin (B)								Chevron B29							
lap	Sect-1	Speed	Sect-2	Speed	Sect-3	Speed	Laptime	Pit	lap	Sect-1	Speed	Sect-2	Speed	Sect-3	Speed	Laptime	Pit
1		131.6	1:07.664	124.5	24.972	123.2	2:17.382		7	1:28.665	51.3	2:00.744	50.4	31.945	108.2	4:01.354	
2	40.581	133.7	1:06.270	125.9	24.036	124.1	2:10.887		8	43.301	129.1	1:05.197	124.7	23.845	122.7	2:12.343	
3	40.641	133.2	1:04.784	126.1	23.764	123.6	2:09.189		9	40.265	133.2	1:03.980	125.9	23.850	123.4	2:08.095	
4	40.852	131.6	1:03.429	126.4	24.402	123.4	2:08.683		10	40.599	131.3	1:03.720	127.3	23.709	124.1	2:08.028	
5	40.836	132.1	1:04.117	124.5	24.785	103.6	2:09.738		11	41.157	132.1	1:04.860	125.0	23.871	122.9	2:09.888	
6	47.713	128.3	1:19.355	55.6	42.984	29.4	2:50.052		12								

8	Klaus Bergs (A)								Brabham BT36							
lap	Sect-1	Speed	Sect-2	Speed	Sect-3	Speed	Laptime	Pit	lap	Sect-1	Speed	Sect-2	Speed	Sect-3	Speed	Laptime	Pit
1		137.8	1:07.446	128.1	24.452	128.4	2:18.417		7	1:28.480	47.4	2:01.782	45.5	30.826	127.7	4:01.088	
2	41.525	133.7	1:06.514	130.1	24.316	127.9	2:12.355		8	41.481	137.2	1:05.569	130.6	24.131	128.4	2:11.181	
3	41.465	136.4	1:05.653	129.8	23.931	128.4	2:11.049		9	40.613	138.1	1:04.205	133.2	24.231	127.2	2:09.049	
4	40.787	137.0	1:06.196	130.1	23.850	126.7	2:10.833		10	40.449	137.8	1:04.183	132.4	23.792	128.4	2:08.424	
5	40.982	137.0	1:05.412	129.3	23.986	126.5	2:10.380		11	40.461	137.0	1:04.485	131.8	23.911	127.9	2:08.857	
6	45.496	127.6	1:19.144	44.6	41.821	26.0	2:46.461		12								

12	Stephen Weller (E)								Elfin 600B							
lap	Sect-1	Speed	Sect-2	Speed	Sect-3	Speed	Laptime	Pit	lap	Sect-1	Speed	Sect-2	Speed	Sect-3	Speed	Laptime	Pit
1		131.6	1:10.278	123.4	24.968	119.8	2:24.328		7	1:21.236	47.2	2:01.655	47.1	33.422	118.9	3:56.313	
2	43.586	131.3	1:08.290	123.8	24.959	120.7	2:16.835		8	43.217	131.1	1:08.379	125.7	24.489	121.8	2:16.085	
3	43.022	128.3	1:08.160	121.1	24.815	120.2	2:15.997		9	42.390	130.6	1:06.720	125.0	24.980	122.0	2:14.090	
4	43.272	127.8	1:08.349	123.4	25.118	119.8	2:16.739		10	42.407	130.3	1:26.073	121.8	25.237	119.4	2:33.717	
5	43.803	128.8	1:08.253	116.5	27.157	101.5	2:19.213		11	42.562	129.8	1:06.502	124.5	25.006	121.8	2:14.070	
6	47.426	127.1	1:12.005	119.8	27.272	54.9	2:26.703		12								

13	Dean Forward (D)								March 782							
lap	Sect-1	Speed	Sect-2	Speed	Sect-3	Speed	Laptime	Pit	lap	Sect-1	Speed	Sect-2	Speed	Sect-3	Speed	Laptime	Pit
1		146.2	59.344	142.5	22.659	137.3	1:59.750		7	1:30.988	49.6	2:00.970	46.4	32.425	136.4	4:04.383	
2	37.102	146.5	58.928	141.9	22.356	137.9	1:58.386		8	37.214	148.1	57.663	143.4	22.059	138.7	1:56.936	
3	36.969	147.8	58.660	141.9	22.526	136.7	1:58.155		9	36.722	148.8	57.760	142.8	22.186	138.7	1:56.668	
4	37.051	147.5	59.014	138.7	22.190	137.0	1:58.255		10	36.318		57.817	144.0	22.539	132.9	1:56.674	
5	36.492	147.8	58.858	141.9	22.758	137.0	1:58.108		11	36.555	148.1	57.626	144.3	22.227	137.3	1:56.408	
6	56.556	50.0	2:03.899	45.0	43.457	33.1	3:43.912		12								

15	David Mercer (D)								March 782							
lap	Sect-1	Speed	Sect-2	Speed	Sect-3	Speed	Laptime	Pit	lap	Sect-1	Speed	Sect-2	Speed	Sect-3	Speed	Laptime	Pit
1		140.1	1:09.416	128.1	24.430	124.3	2:24.571		7	1:27.055	48.0	2:01.766	44.4	32.960	123.9	4:01.781	
2	42.077	138.7	1:06.361	130.3	24.536	126.7	2:12.974		8	42.567	139.5	1:08.845	131.3	24.645	123.6	2:16.057	
3	42.128	136.7	1:06.016	130.1	24.233	127.5	2:12.377		9	41.163	137.8	1:04.800	129.8	24.307	128.4	2:10.270	
4	41.696	137.0	1:06.971	129.3	24.366	125.0	2:13.033		10	40.727	137.8	1:05.018	132.1	24.103	123.2	2:09.848	
5	41.668	136.7	1:06.102	120.3	29.021	91.5	2:16.791		11	41.162	137.8	1:09.099	91.8	In		2:32.204	P
6	47.895	132.4	1:12.332	89.8	33.597	25.7	2:33.824		12								

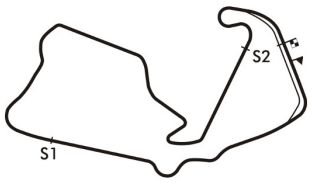

Session Start: 14:09:16 - Finish: 14:34:43
Weather/Track Conditions: Cloudy / Dry
Circuit: Silverstone Historic Grand Prix
Track Length: 5.857 Km - 3.6394 miles
Printed: 17-06-2018 - 14:38

MST
Results: www.mstworld.com. Live Timing: https://livetiming.getraceresults.com/mst. Email: timing@mstworld.com

Silverstone International Trophy - 16 - 17 Jun 2018

HSCC Historic Formula 2 FIA International Series

Race 10 - Sector Analysis

17 Michael Bletsoe-Brown (D) — Chevron B27

lap	Sect-1	Speed	Sect-2	Speed	Sect-3	Speed	Laptime	Pit
1		135.0	1:06.044	137.2	23.453	133.7	2:16.229	
2	40.360	142.5	1:04.868	137.5	22.889	133.7	2:08.117	
3	39.262	142.5	1:03.454	133.2	23.031	133.7	2:05.747	
4	38.899	142.2	1:01.766	137.0	23.728	89.0	2:04.393	
5	40.366	140.4	1:01.440	135.3	23.045	132.1	2:04.851	
6	41.040	135.8	1:39.018	47.6	43.853	34.1	3:03.911	
7	1:29.158	49.2	2:00.939	50.8	33.386	101.6	4:03.483	
8	40.493	139.2	1:01.525	136.7	23.131	132.9	2:05.149	
9	38.722	141.3	1:00.825	137.0	22.716	134.5	2:02.263	
10	38.202	142.2	1:00.760	137.2	22.836	133.9	2:01.798	
11	38.776	142.2	1:00.568	138.1	23.123	131.5	2:02.467	
12								

22 Mark Dwyer (D) — March 742

lap	Sect-1	Speed	Sect-2	Speed	Sect-3	Speed	Laptime	Pit
1		143.7	1:00.217	137.8	23.063	133.7	2:01.854	
2	37.930	144.0	59.798	138.7	22.584	134.2	2:00.312	
3	37.864	143.7	1:00.042	138.1	22.625	134.5	2:00.531	
4	37.666	144.6	1:00.265	138.1	22.702	133.1	2:00.633	
5	38.400	144.3	1:00.262	137.2	23.087	133.7	2:01.749	
6	47.926	93.2	2:02.011	43.5	43.435	31.4	3:33.372	
7	1:30.370	53.0	2:00.933	47.4	32.619	131.0	4:03.922	
8	39.102	141.6	1:04.279	131.3	In		2:19.360	P

24 Nick Pancisi (B) — March 712 Atlantic

lap	Sect-1	Speed	Sect-2	Speed	Sect-3	Speed	Laptime	Pit
1		128.6	1:08.491	125.9	24.979	123.4	2:20.114	
2	41.987	134.8	1:06.079	125.7	24.771	123.4	2:12.837	
3	41.166	131.8	1:04.707	125.2	23.835	124.6	2:09.708	
4	40.990	131.1	1:04.709	126.4	24.866	122.2	2:10.565	
5	41.337	132.4	1:05.452	125.2	23.894	121.6	2:10.683	
6	45.856	129.8	1:18.957	40.6	41.710	21.5	2:46.523	
7	1:27.943	48.7	2:01.803	44.1	31.436	123.9	4:01.182	
8	41.211	133.2	1:05.976	126.1	23.810	125.0	2:10.997	
9	41.271	133.2	1:03.745	128.6	23.659	125.7	2:08.675	
10	40.588	134.2	1:04.329	126.9	23.769	124.6	2:08.686	
11	40.762	132.6	1:03.986	128.8	23.644	127.0	2:08.392	
12								

29 Frank Lyons (D) — Chevron B29

lap	Sect-1	Speed	Sect-2	Speed	Sect-3	Speed	Laptime	Pit
1		128.3	1:09.253	130.8	24.469	127.7	2:21.223	
2	42.469	137.8	1:06.566	123.6	25.109	129.7	2:14.144	
3	41.873	138.4	1:05.268	124.5	24.385	129.0	2:11.526	
4	41.642	136.1	1:04.949	129.6	24.668	127.9	2:11.259	
5	41.812	139.5	1:05.726	119.4	25.132	116.8	2:12.670	
6	45.930	129.6	1:13.704	36.5	41.391	22.4	2:41.025	
7	1:27.845	48.2	2:01.881	44.9	32.935	121.3	4:02.661	
8	42.461	136.4	1:08.277	123.8	24.308	129.5	2:15.046	
9	41.234	137.2	1:04.037	132.6	23.847	131.8	2:09.118	
10	40.740	137.5	1:03.690	132.1	23.739	131.0	2:08.169	
11	40.984	132.9	1:04.067	132.9	24.015	127.5	2:09.066	
12								

32 Steve Seaman (D) — Ralt RT1

lap	Sect-1	Speed	Sect-2	Speed	Sect-3	Speed	Laptime	Pit
1		140.1	1:05.005	137.0	23.480	134.8	2:11.539	
2	40.349	142.8	1:04.670	134.8	23.877	134.5	2:08.896	
3	39.260	141.6	1:03.377	136.7	23.780	133.9	2:06.417	
4	39.585	141.9	1:03.845	137.8	24.340	72.1	2:07.770	

35 Julian Maynard (D) — March 742

lap	Sect-1	Speed	Sect-2	Speed	Sect-3	Speed	Laptime	Pit
1		139.8	1:04.985	131.8	23.754	130.2	2:10.728	
2	40.484	139.8	1:05.480	132.9	24.138	130.5	2:10.102	
3	40.417	139.2	1:05.696	131.8	24.237	127.7	2:10.350	
4	40.367	140.4	1:05.736	131.6	23.671	124.6	2:09.774	
5	41.545	139.2	1:04.734	131.3	25.175	100.6	2:11.454	
6	44.464	132.6	1:23.130	47.1	43.724	33.3	2:51.318	
7	1:29.039	51.2	2:01.188	47.0	32.944	106.2	4:03.171	
8	42.359	140.4	1:04.535	132.4	23.255	130.0	2:10.149	
9	40.090	139.8	1:04.326	125.9	23.425	130.0	2:07.841	
10	40.323	135.6	1:03.887	132.1	23.535	127.7	2:07.745	
11	40.099	139.5	1:03.972	132.9	23.240	128.7	2:07.311	
12								

37 Lincoln Small (A) — Brabham BT30

lap	Sect-1	Speed	Sect-2	Speed	Sect-3	Speed	Laptime	Pit
1		128.6	1:12.072	120.1	26.332	121.1	2:29.345	
2	47.839	111.1	1:12.728	119.4	26.952	119.6	2:27.519	
3	45.041	130.3	1:11.604	123.1	26.342	120.2	2:22.987	
4	44.261	130.8	1:10.366	124.7	26.810	102.1	2:21.437	
5	1:05.865	47.7	2:04.112	47.6	43.419	42.7	3:53.396	
6	1:04.851	128.8	1:14.394	110.4	28.919	102.9	2:48.164	
7	45.913	128.6	1:10.970	123.1	26.512	118.7	2:23.395	
8	44.523	127.1	1:09.063	124.3	25.626	118.9	2:19.212	
9	43.428	130.3	1:08.302	124.0	25.941	121.6	2:17.671	
10	46.151	127.8	1:08.277	126.1	25.582	118.9	2:20.010	

44 Marc Mercer (B) — March 73B

lap	Sect-1	Speed	Sect-2	Speed	Sect-3	Speed	Laptime	Pit
1		121.8	1:05.846	119.6	24.534	117.4	2:12.525	
2	42.681	115.1	1:12.203	96.4	In		2:30.392	P

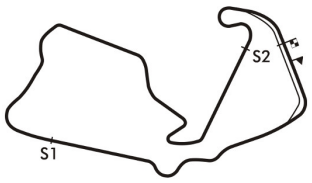

Session Start: 14:09:16 - Finish: 14:34:43
Weather/Track Conditions: Cloudy / Dry
Circuit: Silverstone Historic Grand Prix
Track Length: 5.857 Km - 3.6394 miles
Printed: 17-06-2018 - 14:38

Silverstone International Trophy - 16 - 17 Jun 2018

HSCC Historic Formula 2 FIA International Series

Race 10 - Sector Analysis

47	Frazer Gibney (C)								March 76B							
lap	Sect-1	Speed	Sect-2	Speed	Sect-3	Speed	Laptime	Pit	lap	Sect-1	Speed	Sect-2	Speed	Sect-3	Speed	Laptime	Pit
1		128.8	1:08.594	125.0	24.302	119.8	2:21.676		7	1:29.063	47.2	2:00.599	44.5	32.111	120.0	4:01.773	
2	40.908	132.9	1:04.927	123.8	23.874	122.0	2:09.709		8	42.141	129.6	1:04.832	123.8	23.558	123.2	2:10.531	
3	40.910	128.1	1:04.230	120.5	23.656	122.0	2:08.796		9	40.452	130.1	1:03.413	124.7	23.379	122.7	2:07.244	
4	40.463	129.1	1:03.971	126.1	24.062	117.9	2:08.496		10	40.258	125.9	1:03.434	125.2	24.103	121.8	2:07.795	
5	41.003	129.8	1:03.189	122.9	23.862	117.2	2:08.054		11	39.981	127.3	1:02.270	123.8	23.730	120.9	2:05.981	
6	49.130	110.7	1:19.224	49.7	42.515	27.9	2:50.869		12								

50	Paul Bason (A)								March 712							
lap	Sect-1	Speed	Sect-2	Speed	Sect-3	Speed	Laptime	Pit	lap	Sect-1	Speed	Sect-2	Speed	Sect-3	Speed	Laptime	Pit
1		136.4	1:08.101	131.3	24.886	124.8	2:19.523		7	1:28.359	48.7	2:01.655	43.4	32.621	125.0	4:02.635	
2	41.956	140.1	1:07.294	126.9	25.940	125.5	2:15.190		8	42.408	139.2	1:10.613	131.8	24.635	129.0	2:17.656	
3	41.772	140.4	1:05.554	131.6	24.607	127.7	2:11.933		9	41.222	137.5	1:04.776	131.8	24.137	129.0	2:10.135	
4	41.054		1:05.597	132.1	24.680	126.5	2:11.331		10	40.480		1:04.689	132.6	24.752	125.0	2:09.921	
5	41.711	138.7	1:05.711	128.3	25.355	118.5	2:12.777		11	41.046	139.5	1:04.743	130.6	24.659	126.0	2:10.448	
6	44.158	138.1	1:14.342	42.9	41.559	25.6	2:40.059		12								

55	Stephen Futter (D)								Ralt RT1							
lap	Sect-1	Speed	Sect-2	Speed	Sect-3	Speed	Laptime	Pit	lap	Sect-1	Speed	Sect-2	Speed	Sect-3	Speed	Laptime	Pit
1		130.3	1:12.268	118.4	25.344	124.3	2:25.371		7	1:15.939	47.1	2:01.814	46.9	33.517	122.0	3:51.270	
2	42.852	128.6	1:09.202	121.1	24.826	123.6	2:16.880		8	42.279	134.2	1:09.818	121.4	24.453	125.5	2:16.550	
3	42.344	133.7	1:09.394	121.6	24.842	122.0	2:16.580		9	41.579	134.5	1:06.532	130.1	24.909	125.5	2:13.020	
4	42.816	132.1	1:09.186	124.5	25.736	122.7	2:17.738		10	42.133	137.2	1:07.839	123.1	24.749	126.0	2:14.721	
5	42.842	133.7	1:08.129	106.7	29.319	86.8	2:20.290		11	42.647	133.9	1:07.058	124.0	24.489	122.9	2:14.194	
6	48.384	119.6	1:12.108	116.5	29.159	59.2	2:29.651		12								

59	Mark Goodyear (B)								Lotus 59							
lap	Sect-1	Speed	Sect-2	Speed	Sect-3	Speed	Laptime	Pit	lap	Sect-1	Speed	Sect-2	Speed	Sect-3	Speed	Laptime	Pit
1		127.6	1:11.925	122.5	25.037	122.9	2:26.063		7	1:15.637	48.7	2:02.010	46.3	33.736	121.6	3:51.383	
2	42.804	129.1	1:08.779	121.6	25.559	123.6	2:17.142		8	42.334	127.8	1:08.663	126.4	24.311	124.3	2:15.308	
3	42.909	127.8	1:08.212	121.6	25.087	124.1	2:16.208		9	42.312	128.3	1:06.693	124.3	24.304	125.3	2:13.309	
4	42.835		1:08.780	123.4	24.837	123.4	2:16.452		10	42.160		1:05.847	120.7	24.790	120.0	2:12.797	
5	42.108	129.6	1:08.347	98.5	29.899	86.5	2:20.354		11	42.239	126.4	1:06.634	120.5	24.756	121.8	2:13.629	
6	48.541	123.6	1:11.649	118.4	29.242	67.0	2:29.432		12								

65	Jamie Brashaw (D)								Chevron B27							
lap	Sect-1	Speed	Sect-2	Speed	Sect-3	Speed	Laptime	Pit	lap	Sect-1	Speed	Sect-2	Speed	Sect-3	Speed	Laptime	Pit
1			1:00.493	136.1	22.776	132.9	2:02.431		7	1:30.051	53.5	2:00.682	46.9	33.118	126.5	4:03.851	
2	38.066	141.6	1:00.090	136.1	22.651	132.9	2:00.807		8	38.229		1:00.821	135.8	22.904	131.8	2:01.954	
3	37.718	141.6	59.918	136.1	22.764		2:00.400		9	38.397		1:00.522	136.1	22.843	132.6	2:01.762	
4	37.658	141.6	59.955	136.1	22.730	133.4	2:00.343		10	38.207		1:00.539	136.7	23.171	132.1	2:01.917	
5	38.187		1:00.374	136.1	22.941	133.1	2:01.502		11	38.193		1:01.452	135.3	23.235	129.7	2:02.880	
6	49.057	92.2	2:01.400	42.1	43.712	26.5	3:34.169		12								

68	James Murray (D)								Chevron B25							
lap	Sect-1	Speed	Sect-2	Speed	Sect-3	Speed	Laptime	Pit	lap	Sect-1	Speed	Sect-2	Speed	Sect-3	Speed	Laptime	Pit
1		136.1	1:06.053	130.3	24.261	132.6	2:19.289		7	1:29.243	49.0	2:00.797	48.4	33.679	105.7	4:03.719	
2	38.877	145.3	1:03.454	130.1	24.131	136.7	2:06.462		8	39.487		1:00.107	139.8	23.010	135.0	2:02.604	
3	37.983	147.8	1:01.027	137.8	23.083	134.5	2:02.093		9	38.232		1:00.150	139.5	23.210	135.3	2:01.592	
4	38.561		59.868	138.4	23.199	133.9	2:01.628		10	38.014		1:01.579	136.1	23.250	134.8	2:02.843	
5	37.948		1:00.258	138.1	23.176	124.6	2:01.382		11	38.295		1:01.024	137.8	23.291	134.2	2:02.610	
6	45.922	89.6	1:42.101	48.3	43.804	35.0	3:11.827		12								

69	Rainier Brammer (A)								Lotus 69							
lap	Sect-1	Speed	Sect-2	Speed	Sect-3	Speed	Laptime	Pit	lap	Sect-1	Speed	Sect-2	Speed	Sect-3	Speed	Laptime	Pit
1		126.4	1:14.179	107.7	26.668	116.8	2:33.258		6	1:30.765	49.9	2:00.948	47.4	34.756	106.9	4:06.469	
2	47.798	119.0	1:13.487	109.3	26.808	119.1	2:28.093		7	51.100	123.8	1:17.238	109.5	26.879	118.5	2:35.217	
3	46.190	125.7	1:13.869	108.2	26.903	109.6	2:26.962		8	46.792	126.1	1:15.425	112.8	26.624	111.5	2:28.841	
4	47.685		1:14.251	103.1	26.531	112.8	2:28.467		9	47.922		1:15.151	116.3	26.609	107.1	2:29.682	
5	55.020	67.0	2:02.626	44.4	43.316	31.6	3:40.962		10	47.596		1:14.792	110.0	26.405	114.2	2:28.793	

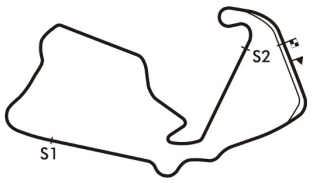

Session Start: 14:09:16 - Finish: 14:34:43
Weather/Track Conditions: Cloudy / Dry
Circuit: Silverstone Historic Grand Prix
Track Length: 5.857 Km - 3.6394 miles
Printed: 17-06-2018 - 14:38

Silverstone International Trophy - 16 - 17 Jun 2018

HSCC Historic Formula 2 FIA International Series

Race 10 - Sector Analysis

77	Richard Evans (D)								March 742								
lap	Sect-1	Speed	Sect-2	Speed	Sect-3	Speed	Laptime	Pit	lap	Sect-1	Speed	Sect-2	Speed	Sect-3	Speed	Laptime	Pit
1		142.5	58.329	137.2	22.302	134.5	1:56.992		7	1:31.027	52.8	2:01.424	46.0	32.719	133.1	4:05.170	
2	36.275	144.0	58.000	137.5	22.294	134.5	1:56.569		8	36.625	143.1	57.753	137.0	22.286	134.2	1:56.664	
3	36.344	143.7	57.995	137.0	22.523	133.7	1:56.862		9	36.246	144.0	57.869	137.0	22.260	133.4	1:56.375	
4	36.525	144.0	58.124	137.5	22.325	133.4	1:56.974		10	36.318	143.1	57.719	137.8	22.346	134.2	1:56.383	
5	36.817	143.4	57.927	136.7	22.400	133.7	1:57.144		11	36.832	141.6	57.636	137.8	22.544	133.1	1:57.012	
6	1:04.058	49.3	2:03.549	43.3	43.440	39.0	3:51.047		12								

81	Julian Stokes (A)								Tecno F2								
lap	Sect-1	Speed	Sect-2	Speed	Sect-3	Speed	Laptime	Pit	lap	Sect-1	Speed	Sect-2	Speed	Sect-3	Speed	Laptime	Pit
1		134.8	1:06.925	125.4	25.172	126.5	2:18.010		7	1:28.889	47.4	2:01.485	43.3	31.116	126.2	4:01.490	
2	40.554	136.7	1:06.251	128.3	24.760	125.7	2:11.565		8	41.701	136.7	1:05.087	130.3	24.045	126.0	2:10.833	
3	40.694	135.0	1:05.282	126.6	23.887	126.7	2:09.863		9	40.290	133.9	1:04.013	129.6	24.207	126.0	2:08.510	
4	40.218	134.5	1:04.478	127.6	24.176	125.7	2:08.872		10	40.121	135.0	1:03.967	129.8	24.449	125.0	2:08.537	
5	40.170	135.6	1:04.955	128.3	23.943	122.2	2:09.068		11	40.636	133.7	1:03.908	128.8	24.172	123.6	2:08.716	
6	49.167	110.2	1:19.745	53.1	42.290	24.4	2:51.202		12								

94	Peter Brennan (B)								Brabham BT40								
lap	Sect-1	Speed	Sect-2	Speed	Sect-3	Speed	Laptime	Pit	lap	Sect-1	Speed	Sect-2	Speed	Sect-3	Speed	Laptime	Pit
1		133.4	1:12.064	119.4	25.996	117.4	2:27.984		7	59.256	45.3	2:01.683	46.2	33.393	117.4	3:34.332	
2	44.718	128.3	1:09.658	122.2	25.630	118.9	2:20.006		8	42.854	131.6	1:11.566	116.3	25.607	119.4	2:20.027	
3	43.821	128.3	1:09.543	120.7	26.010	116.4	2:19.374		9	44.151	118.6	1:09.598	121.4	25.358	118.3	2:19.107	
4	43.934	126.1	1:09.330	120.3	25.621	117.9	2:18.885		10	43.955	125.0	1:09.839	119.2	25.812	117.4	2:19.606	
5	44.585	125.9	1:10.666	87.4	31.155	96.3	2:26.406		11	43.525	125.9	1:07.959	122.0	24.819	119.8	2:16.303	
6	50.471	120.9	1:13.524	113.4	27.323	94.8	2:31.318		12								

112	Wayne Wilson (E)								Brabham BT21C								
lap	Sect-1	Speed	Sect-2	Speed	Sect-3	Speed	Laptime	Pit	lap	Sect-1	Speed	Sect-2	Speed	Sect-3	Speed	Laptime	Pit
1		126.9	1:15.158	110.9	27.533	112.6	2:35.640		6	1:30.171	53.4	2:00.951	49.5	34.707	99.8	4:05.829	
2	48.138	122.2	1:15.978	113.6	27.139	111.1	2:31.255		7	52.740	120.9	1:16.249	115.9	26.835	113.6	2:35.824	
3	48.798	122.0	1:16.012	114.3	27.366	110.0	2:32.176		8	47.451	121.6	1:14.647	115.5	27.332	113.8	2:29.430	
4	49.781	119.0	1:18.886	113.0	28.265	82.6	2:36.932		9	47.655	121.8	1:15.199	113.6	27.437	111.7	2:30.291	
5	56.276	107.7	1:44.367	44.8	43.679	27.8	3:24.322		10	49.106	119.2	1:16.590	113.0	26.924	108.5	2:32.620	

115	Matthew Wrigley (C)								March 79B								
lap	Sect-1	Speed	Sect-2	Speed	Sect-3	Speed	Laptime	Pit	lap	Sect-1	Speed	Sect-2	Speed	Sect-3	Speed	Laptime	Pit
1			1:01.268	126.9	23.614	123.4	2:05.430		7	1:29.606	52.4	2:00.589	52.3	34.456	100.7	4:04.651	
2	38.957	132.4	1:00.806	128.1	23.445	123.9	2:03.208		8	40.549		1:00.641	128.6	23.374	124.8	2:04.564	
3	39.075	131.8	1:00.864	127.8	23.684	123.4	2:03.623		9	38.675		1:00.111	129.3	23.196	124.6	2:01.982	
4	38.867		1:00.812	128.1	23.439	122.9	2:03.118		10	38.587		1:00.379	129.6	23.482	123.4	2:02.448	
5	38.763		1:00.680	127.6	23.466	122.7	2:02.909		11	39.051		1:00.516	129.8	23.504	122.7	2:03.071	
6	57.204	95.2	1:42.138	49.3	44.127	37.1	3:23.469		12								

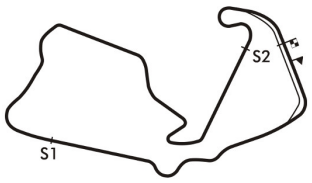

Session Start: 14:09:16 - Finish: 14:34:43
Weather/Track Conditions: Cloudy / Dry
Circuit: Silverstone Historic Grand Prix
Track Length: 5.857 Km - 3.6394 miles
Printed: 17-06-2018 - 14:38

Silverstone International Trophy - 16 - 17 Jun 2018

HSCC Historic Formula 2 FIA International Series

Race 10 - Best Sector Times

	SECTOR 1			SECTOR 2			SECTOR 3		
	NO	TIME	LAP	NO	TIME	LAP	NO	TIME	LAP
1	77	36.246	9	13	57.626	11	13	22.059	8
2	13	36.318	10	77	57.636	11	77	22.260	9
3	65	37.658	4	22	59.798	2	22	22.584	2
4	22	37.666	4	68	59.868	4	65	22.651	2
5	68	37.948	5	65	59.918	3	17	22.716	9
6	17	38.202	10	115	1:00.111	9	68	23.010	8
7	115	38.587	10	17	1:00.568	11	115	23.196	9
8	32	39.260	3	47	1:02.270	11	35	23.240	11
9	47	39.981	11	3	1:03.103	9	1	23.308	11
10	35	40.090	9	32	1:03.377	3	47	23.379	9
11	3	40.105	9	7	1:03.429	4	32	23.480	1
12	81	40.121	10	1	1:03.529	11	24	23.644	11
13	7	40.265	9	29	1:03.690	10	3	23.655	10
14	1	40.340	10	24	1:03.745	9	7	23.709	10
15	8	40.449	10	35	1:03.887	10	29	23.739	10
16	50	40.480	10	81	1:03.908	11	8	23.792	10
17	24	40.588	10	8	1:04.183	10	81	23.887	3
18	15	40.727	10	50	1:04.689	10	15	24.103	10
19	29	40.740	10	15	1:04.800	9	50	24.137	9
20	55	41.579	9	44	1:05.846	1	59	24.304	9
21	59	42.108	5	59	1:05.847	10	55	24.453	8
22	12	42.390	9	12	1:06.502	11	12	24.489	8
23	44	42.681	2	55	1:06.532	9	44	24.534	1
24	94	42.854	8	94	1:07.959	11	94	24.819	11
25	37	43.428	9	37	1:08.277	10	37	25.582	10
26	69	46.190	3	69	1:13.487	2	69	26.405	10
27	112	47.451	8	112	1:14.647	8	112	26.835	7

IDEAL / BEST LAP COMPARISON

NO	NAME	BEST	IN	IDEAL	DIFF
77	Richard Evans	1:56.375	9	1:56.142	+0.233
13	Dean Forward	1:56.408	11	1:56.003	+0.405
65	Jamie Brashaw	2:00.343	4	2:00.227	+0.116
68	James Murray	2:01.382	5	2:00.826	+0.556
17	Michael Bletsoe-Brov	2:01.798	10	2:01.486	+0.312
115	Matthew Wrigley	2:01.982	9	2:01.894	+0.088
47	Frazer Gibney	2:05.981	11	2:05.630	+0.351
3	Luciano Arnold	2:06.914	9	2:06.863	+0.051
35	Julian Maynard	2:07.311	11	2:07.217	+0.094
1	Robert Simac	2:07.739	11	2:07.177	+0.562
7	Paul Tonkin	2:08.028	10	2:07.403	+0.625
29	Frank Lyons	2:08.169	10	2:08.169	+0.000
24	Nick Pancisi	2:08.392	11	2:07.977	+0.415
8	Klaus Bergs	2:08.424	10	2:08.424	+0.000
81	Julian Stokes	2:08.510	9	2:07.916	+0.594
15	David Mercer	2:09.848	10	2:09.630	+0.218
50	Paul Bason	2:09.921	10	2:09.306	+0.615
59	Mark Goodyear	2:12.797	10	2:12.259	+0.538
55	Stephen Futter	2:13.020	9	2:12.564	+0.456
12	Stephen Weller	2:14.070	11	2:13.381	+0.689
94	Peter Brennan	2:16.303	11	2:15.632	+0.671
37	Lincoln Small	2:17.671	9	2:17.287	+0.384
69	Rainier Brammer	2:26.962	3	2:26.082	+0.880
112	Wayne Wilson	2:29.430	8	2:28.933	+0.497
22	Mark Dwyer	2:00.312	2	2:00.048	+0.264
32	Steve Seaman	2:06.417	3	2:06.117	+0.300
44	Marc Mercer	2:12.525	1	2:13.061	+-0.536

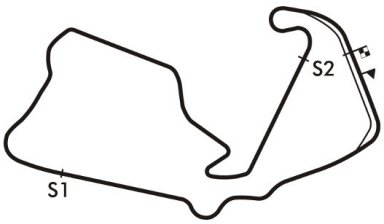

Session Start: 14:09:16 - Finish: 14:34:43
Weather/Track Conditions: Cloudy / Dry
Circuit: Silverstone Historic Grand Prix
Track Length: 5.857 Km - 3.6394 miles

Printed: 17-06-2018 - 14:38

Silverstone International Trophy - 16 - 17 Jun 2018

HSCC Historic Formula 2 FIA International Series

Race 10 - Best Sector Speeds

	NO	SECTOR 1	MPH	NO	SECTOR 2	MPH	NO	SECTOR 3	MPH
1	1	Robert Simac	156.1	13	Dean Forward	144.3	13	Dean Forward	138.7
2	13	Dean Forward	148.8	68	James Murray	139.8	68	James Murray	136.7
3	68	James Murray	147.8	22	Mark Dwyer	138.7	32	Steve Seaman	134.8
4	22	Mark Dwyer	144.6	17	Michael Bletsoe-Brown	138.1	17	Michael Bletsoe-Brown	134.5
5	77	Richard Evans	144.0	32	Steve Seaman	137.8	22	Mark Dwyer	134.5
6	32	Steve Seaman	142.8	77	Richard Evans	137.8	77	Richard Evans	134.5
7	17	Michael Bletsoe-Brown	142.5	65	Jamie Brashaw	136.7	65	Jamie Brashaw	133.4
8	65	Jamie Brashaw	141.6	1	Robert Simac	135.0	1	Robert Simac	132.9
9	35	Julian Maynard	140.4	3	Luciano Arnold	133.7	29	Frank Lyons	131.8
10	50	Paul Bason	140.4	8	Klaus Bergs	133.2	35	Julian Maynard	130.5
11	15	David Mercer	140.1	29	Frank Lyons	132.9	3	Luciano Arnold	129.7
12	29	Frank Lyons	139.5	35	Julian Maynard	132.9	50	Paul Bason	129.0
13	3	Luciano Arnold	138.4	50	Paul Bason	132.6	8	Klaus Bergs	128.4
14	8	Klaus Bergs	138.1	15	David Mercer	132.1	15	David Mercer	128.4
15	55	Stephen Futter	137.2	81	Julian Stokes	130.3	24	Nick Pancisi	127.0
16	81	Julian Stokes	136.7	55	Stephen Futter	130.1	81	Julian Stokes	126.7
17	24	Nick Pancisi	134.8	115	Matthew Wrigley	129.8	55	Stephen Futter	126.0
18	7	Paul Tonkin	133.7	24	Nick Pancisi	128.8	59	Mark Goodyear	125.3
19	94	Peter Brennan	133.4	7	Paul Tonkin	127.3	115	Matthew Wrigley	124.8
20	47	Frazer Gibney	132.9	59	Mark Goodyear	126.4	7	Paul Tonkin	124.1
21	115	Matthew Wrigley	132.4	37	Lincoln Small	126.1	47	Frazer Gibney	123.2
22	12	Stephen Weller	131.6	47	Frazer Gibney	126.1	12	Stephen Weller	122.0
23	37	Lincoln Small	130.8	12	Stephen Weller	125.7	37	Lincoln Small	121.6
24	59	Mark Goodyear	129.6	94	Peter Brennan	122.2	94	Peter Brennan	119.8
25	112	Wayne Wilson	126.9	44	Marc Mercer	119.6	69	Rainier Brammer	119.1
26	69	Rainier Brammer	126.4	69	Rainier Brammer	116.3	44	Marc Mercer	117.4
27	44	Marc Mercer	121.8	112	Wayne Wilson	115.9	112	Wayne Wilson	113.8

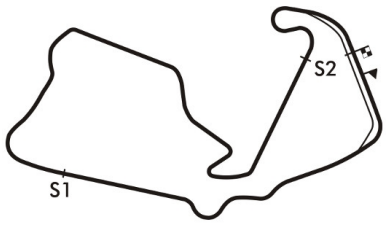

Session Start: 14:09:16 - Finish: 14:34:43
Weather/Track Conditions: Cloudy / Dry
Circuit: Silverstone Historic Grand Prix
Track Length: 5.857 Km - 3.6394 miles

Printed: 17-06-2018 - 14:42

Silverstone International Trophy - 16 - 17 Jun 2018

HSCC Historic Formula 2 FIA International Series

Race 10 - Lap Chart

Lap 1			Lap 2			Lap 3			Lap 4			Lap 5			Lap 6		
NO	Behind	Laptime	NO	Behind	Laptime	NO	Behind	Laptime	NO	Behind	Laptime	NO	Behind	Laptime	NO	Behind	Laptime
77		1:56.992	77		1:56.569	77		1:56.862	77		1:56.974	77		1:57.144	77		3:51.047
13	2.758	1:59.750	13	4.575	1:58.386	13	5.868	1:58.155	13	7.149	1:58.255	13	8.113	1:58.108	13	0.978	3:43.912
22	4.862	2:01.854	22	8.605	2:00.312	22	12.274	2:00.531	22	15.933	2:00.633	69	1 LAP	2:28.467	69	1 LAP	3:40.962
65	5.439	2:02.431	65	9.677	2:00.807	65	13.215	2:00.400	65	16.584	2:00.343	22	20.538	2:01.749	22	2.863	3:33.372
115	8.438	2:05.430	115	15.077	2:03.208	115	21.838	2:03.623	115	27.982	2:03.118	65	20.942	2:01.502	65	4.064	3:34.169
35	13.736	2:10.728	32	26.874	2:08.896	32	36.429	2:06.417	68	42.075	2:01.628	112	1 LAP	2:36.932	112	1 LAP	3:24.322
32	14.547	2:11.539	35	27.269	2:10.102	68	37.421	2:02.093	17	47.089	2:04.393	115	33.747	2:02.909	115	6.169	3:23.469
44	15.533	2:12.525	17	30.785	2:08.117	17	39.670	2:05.747	32	47.225	2:07.770	68	46.313	2:01.382	68	7.093	3:11.827
1	17.284	2:14.276	1	32.002	2:11.287	35	40.757	2:10.350	35	53.557	2:09.774	17	54.796	2:04.851	17	7.660	3:03.911
3	19.041	2:16.033	68	32.190	2:06.462	1	44.286	2:09.146	1	55.282	2:07.970	35	1:07.867	2:11.454	35	8.138	2:51.318
17	19.237	2:16.229	3	34.058	2:11.586	7	47.035	2:09.189	7	58.744	2:08.683	1	1:08.390	2:10.252	1	9.143	2:51.800
7	20.390	2:17.382	7	34.708	2:10.887	3	47.337	2:10.141	3	59.130	2:08.767	7	1:11.338	2:09.738	7	10.343	2:50.052
81	21.018	2:18.010	81	36.014	2:11.565	81	49.015	2:09.863	81	1:00.913	2:08.872	3	1:11.644	2:09.658	3	11.097	2:50.500
8	21.425	2:18.417	8	37.211	2:12.355	47	49.758	2:08.796	47	1:01.280	2:08.496	47	1:12.190	2:08.054	47	12.012	2:50.869
68	22.297	2:19.289	47	37.824	2:09.709	8	51.398	2:11.049	8	1:05.257	2:10.833	81	1:12.837	2:09.068	81	12.992	2:51.202
50	22.531	2:19.523	24	39.390	2:12.837	24	52.236	2:09.708	24	1:05.827	2:10.565	8	1:18.493	2:10.380	8	13.907	2:46.461
24	23.122	2:20.114	50	41.152	2:15.190	50	56.223	2:11.933	50	1:10.580	2:11.331	24	1:19.366	2:10.683	24	14.842	2:46.523
29	24.231	2:21.223	29	41.806	2:14.144	29	56.470	2:11.526	29	1:10.755	2:11.259	50	1:26.213	2:12.777	50	15.225	2:40.059
47	24.684	2:21.676	15	43.984	2:12.974	15	59.499	2:12.377	15	1:15.558	2:13.033	29	1:26.281	2:12.670	29	16.259	2:41.025
12	27.336	2:24.328	12	47.602	2:16.835	12	1:06.737	2:15.997	12	1:26.502	2:16.739	15	1:35.205	2:16.791	15	17.982	2:33.824
15	27.579	2:24.571	55	48.690	2:16.880	55	1:08.408	2:16.580	59	1:28.468	2:16.452	12	1:48.571	2:19.213	12	24.227	2:26.703
55	28.379	2:25.371	44	49.356	2:30.392	59	1:08.990	2:16.208	55	1:29.172	2:17.738	59	1:51.678	2:20.354	59	30.063	2:29.432
59	29.071	2:26.063	59	49.644	2:17.142	94	1:16.941	2:19.374	94	1:38.852	2:18.885	55	1:52.318	2:20.290	55	30.922	2:29.651
94	30.992	2:27.984	94	54.429	2:20.006	37	1:29.428	2:22.987	37	1:53.891	2:21.437	94	2:08.114	2:26.406	94	48.385	2:31.318
37	32.353	2:29.345	37	1:03.303	2:27.519	69	1:37.890	2:26.962				37	3:50.143	3:53.396	37	2:47.260	2:48.164
69	36.266	2:33.258	69	1:07.790	2:28.093	112	1:48.648	2:32.176									
112	38.648	2:35.640	112	1:13.334	2:31.255												

Session Start: 14:09:16 - Finish: 14:34:43
Weather/Track Conditions: Cloudy / Dry
Circuit: Silverstone Historic Grand Prix
Track Length: 5.857 Km - 3.6394 miles
Printed: 17-06-2018 - 14:42

MST
Results: www.mstworld.com. Live Timing: https://livetiming.getraceresults.com/mst. Email: timing@mstworld.com

Silverstone International Trophy - 16 - 17 Jun 2018

HSCC Historic Formula 2 FIA International Series

Race 10 - Lap Chart

Lap 7			Lap 8			Lap 9			Lap 10			Lap 11		
NO	Behind	Laptime	NO	Behind	Laptime	NO	Behind	Laptime	NO	Behind	Laptime	NO	Behind	Laptime
77		4:05.170	77		1:56.664	77		1:56.375	77		1:56.383	77		1:57.012
13	0.191	4:04.383	13	0.463	1:56.936	13	0.756	1:56.668	13	1.047	1:56.674	13	0.443	1:56.408
22	1.615	4:03.922	65	8.035	2:01.954	65	13.422	2:01.762	65	18.956	2:01.917	37	1 LAP	2:20.010
65	2.745	4:03.851	68	11.582	2:02.604	68	16.799	2:01.592	68	23.259	2:02.843	65	24.824	2:02.880
69	1 LAP	4:06.469	115	13.550	2:04.564	115	19.157	2:01.982	115	25.222	2:02.448	68	28.857	2:02.610
112	1 LAP	4:05.829	17	14.458	2:05.149	17	20.346	2:02.263	17	25.761	2:01.798	17	31.216	2:02.467
68	5.642	4:03.719	35	19.624	2:10.149	35	31.090	2:07.841	35	42.452	2:07.745	115	31.281	2:03.071
115	5.650	4:04.651	1	20.659	2:10.981	1	32.131	2:07.847	47	44.763	2:07.795	35	52.751	2:07.311
17	5.973	4:03.483	7	22.206	2:12.343	47	33.351	2:07.244	1	44.896	2:09.148	47	53.732	2:05.981
35	6.139	4:03.171	47	22.482	2:10.531	7	33.926	2:08.095	7	45.571	2:08.028	1	55.623	2:07.739
1	6.342	4:02.369	81	23.481	2:10.833	3	34.185	2:06.914	3	45.949	2:08.147	3	56.875	2:07.938
7	6.527	4:01.354	3	23.646	2:13.585	81	35.616	2:08.510	81	47.770	2:08.537	7	58.447	2:09.888
3	6.725	4:00.798	22	24.311	2:19.360	8	37.016	2:09.049	8	49.057	2:08.424	81	59.474	2:08.716
47	8.615	4:01.773	8	24.342	2:11.181	24	37.487	2:08.675	24	49.790	2:08.686	8	1:00.902	2:08.857
81	9.312	4:01.490	24	25.187	2:10.997	29	44.875	2:09.118	29	56.661	2:08.169	24	1:01.170	2:08.392
8	9.825	4:01.088	29	32.132	2:15.046	50	47.442	2:10.135	50	1:00.980	2:09.921	29	1:08.715	2:09.066
24	10.854	4:01.182	50	33.682	2:17.656	15	47.881	2:10.270	15	1:01.346	2:09.848	50	1:14.416	2:10.448
50	12.690	4:02.635	15	33.986	2:16.057	59	51.854	2:13.309	59	1:08.268	2:12.797	59	1:24.885	2:13.629
29	13.750	4:02.661	12	34.791	2:16.085	12	52.506	2:14.090	55	1:11.891	2:14.721	55	1:29.073	2:14.194
15	14.593	4:01.781	59	34.920	2:15.308	55	53.553	2:13.020	94	1:26.865	2:19.606	15	1:36.538	2:32.204
12	15.370	3:56.313	55	36.908	2:16.550	94	1:03.642	2:19.107	12	1:29.840	2:33.717	94	1:46.156	2:16.303
59	16.276	3:51.383	94	40.910	2:20.027	69	1 LAP	2:28.841	69	1 LAP	2:29.682	12	1:46.898	2:14.070
55	17.022	3:51.270	69	1 LAP	2:35.217	112	1 LAP	2:29.430	112	1 LAP	2:30.291	69	1 LAP	2:28.793
94	17.547	3:34.332	112	1 LAP	2:35.824	37	1:49.329	2:17.671				112	1 LAP	2:32.620
37	1:05.485	2:23.395	37	1:28.033	2:19.212									

Session Start: 14:09:16 - Finish: 14:34:43
Weather/Track Conditions: Cloudy / Dry
Circuit: Silverstone Historic Grand Prix
Track Length: 5.857 Km - 3.6394 miles
Printed: 17-06-2018 - 14:42

MST
Results: www.mstworld.com. Live Timing: https://livetiming.getraceresults.com/mst. Email: timing@mstworld.com

Silverstone International Trophy - 16 - 17 Jun 2018

HSCC Historic Formula 3

Qualifying for Race 5 - Classification

Sheet No:

POS	NO	DRIVER/S	CLASS	CLASS POS	CAR MAKE / MODEL	TIME	ON	LAPS	GAP	DIFF	MPH
1	1	Jon Milicevic	B	1	Brabham BT21B	2:16.683	6	8			95.85
2	25	Andrew Hibberd	B	2	Brabham BT18	2:17.551	6	8	0.868	0.868	95.25
3	63	Christoph Widmer	B	3	Brabham BT18A	2:20.745	9	9	4.062	3.194	93.09
4	46	Steve Smith	B	4	Chevron B15	2:21.395	9	9	4.712	0.650	92.66
5	10	Paul Waine	B	5	De Sanctis F3 69	2:21.617	7	9	4.934	0.222	92.52
6	88	Michael Scott	B	6	Brabham BT28	2:22.097	8	8	5.414	0.480	92.20
7	182	Michael O'Brien	HFJ	1	Lotus 20/22	2:22.676	3	4	5.993	0.579	91.83
8	7	Steve Jones	B	7	Brabham BT28	2:23.925	8	8	7.242	1.249	91.03
9	16	Mark Linstone	B	8	Brabham BT21	2:24.651	4	8	7.968	0.726	90.57
10	69	Gregan Thruston	B	9	Brabham BT21B	2:26.022	2	5	9.339	1.371	89.72
11	82	Marcus Mussa	B	10	Tecno F3	2:26.417	7	8	9.734	0.395	89.48
12	44	Peter Hamilton	B	11	Tecno	2:26.564	6	8	9.881	0.147	89.39
13	96	Keith Messer	B	12	Vesey Ford	2:26.706	8	8	10.023	0.142	89.31
14	8	Martyn Halliday	B	13	Chevron B15C	2:27.895	6	8	11.212	1.189	88.59
15	9	Andrew Tart	B	14	Merlyn Mk9	2:27.944	8	8	11.261	0.049	88.56
16	2	Barry Sewell	B	15	Lotus 41	2:29.173	8	8	12.490	1.229	87.83
17	14	Simon Etherington	B	16	Brabham BT15	2:33.966	7	8	17.283	4.793	85.09
18	19	Peter Froude	B	17	Tecno F3	2:40.241	3	6	23.558	6.275	81.76
19	55	Mads Gravsen	B	18	Cooper T76	2:42.160	2	3	25.477	1.919	80.80
20	26	Roger Dexter	HFJ	2	Elva FJ100	2:52.293	7	7	35.610	10.133	76.04

Car 19 requires a working transponder - Regulation Q12.2.1 refers.
Car 55 - Has 2 transponders - Please remove transponder No 9616145

Session Start: 11:28:49 - Finish: 11:48:51
Weather/Track Conditions: Bright / Dry
Circuit: Silverstone Historic Grand Prix
Track Length: 5.857 Km - 3.6394 miles

These results are provisional until the conclusion of any judicial and technical matters.

Clerk of the Course:	Timekeeper:	Issued at:
Julian Floyd		

Silverstone International Trophy - 16 - 17 Jun 2018

HSCC Historic Formula 3

Qualifying for Race 5 - Sector Analysis

1	Jon Milicevic (B)								Brabham BT21B								
lap	Sect-1	Speed	Sect-2	Speed	Sect-3	Speed	Laptime	Pit	lap	Sect-1	Speed	Sect-2	Speed	Sect-3	Speed	Laptime	Pit
1	45.767	116.5	1:08.806	113.6	25.971	111.1	2:20.544		5	44.913	117.5	1:09.399	114.1	26.176	112.2	2:20.488	
2	44.521	117.5	1:08.155	115.1	25.480	112.2	2:18.156		6	43.717	118.6	1:07.510	115.7	25.456	111.8	2:16.683	
3	44.380	117.7	1:07.954	114.5	25.557	112.0	2:17.891		7	44.452	119.6	1:08.638	115.5	25.424	112.0	2:18.514	
4	44.408	117.7	1:09.056	114.9	25.760	110.9	2:19.224		8	44.707	117.1	1:14.932	100.8	In		2:43.757	P

2	Barry Sewell (B)								Lotus 41								
lap	Sect-1	Speed	Sect-2	Speed	Sect-3	Speed	Laptime	Pit	lap	Sect-1	Speed	Sect-2	Speed	Sect-3	Speed	Laptime	Pit
1	56.975		1:23.586	104.4	28.907	105.4	2:49.468		5	48.296		1:15.975	109.7	27.416	107.8	2:31.687	
2	49.915		1:17.005	105.0	29.180	105.1	2:36.100		6	47.077		1:16.503	109.5	27.806	106.9	2:31.386	
3	49.474		1:16.991	108.1	27.964	105.2	2:34.429		7	47.468		1:15.185	108.8	27.442	106.9	2:30.095	
4	50.372		1:16.365	108.6	28.152	105.1	2:34.889		8	47.291		1:14.523	108.1	27.359	106.6	2:29.173	

7	Steve Jones (B)								Brabham BT28								
lap	Sect-1	Speed	Sect-2	Speed	Sect-3	Speed	Laptime	Pit	lap	Sect-1	Speed	Sect-2	Speed	Sect-3	Speed	Laptime	Pit
1	51.919	112.2	1:18.965	105.0	27.951	109.6	2:38.835		5	46.785	115.9	1:12.460	112.2	26.677	108.9	2:25.922	
2	49.399	116.9	1:18.413	108.1	27.174	109.4	2:34.986		6	46.232	115.3	1:11.805	112.0	26.664	108.9	2:24.701	
3	46.635	115.1	1:13.668	112.0	26.350	109.1	2:26.653		7	46.376	117.3	1:12.932	112.2	26.470	108.9	2:25.778	
4	47.238	115.7	1:13.139	111.7	28.011	108.7	2:28.388		8	46.194	117.7	1:11.206	111.7	26.525	109.1	2:23.925	

8	Martyn Halliday (B)								Chevron B15C								
lap	Sect-1	Speed	Sect-2	Speed	Sect-3	Speed	Laptime	Pit	lap	Sect-1	Speed	Sect-2	Speed	Sect-3	Speed	Laptime	Pit
1	52.823	108.8	1:22.825	99.4	28.453	108.3	2:44.101		5	48.163	113.9	1:16.826	113.4	27.164	112.0	2:32.153	
2	49.201	118.4	1:19.368	101.4	29.642	109.6	2:38.211		6	46.880	118.8	1:14.010	112.2	27.005	111.3	2:27.895	
3	48.950	113.0	1:16.364	110.6	27.226	111.3	2:32.540		7	47.161	117.3	1:16.228	110.0	27.670	111.5	2:31.059	
4	48.118	117.7	1:14.862	110.2	27.796	110.3	2:30.776		8	47.501	114.7	2:10.807	96.0	29.313	105.7	3:27.621	

9	Andrew Tart (B)								Merlyn Mk9								
lap	Sect-1	Speed	Sect-2	Speed	Sect-3	Speed	Laptime	Pit	lap	Sect-1	Speed	Sect-2	Speed	Sect-3	Speed	Laptime	Pit
1	51.116	114.5	1:16.179	110.7	28.025	108.2	2:35.320		5	49.347	117.1	1:34.874	112.4	27.512	108.5	2:51.733	
2	47.493	117.3	1:13.737	111.7	27.514	110.7	2:28.744		6	47.104	115.5	1:13.803	111.1	27.724	108.0	2:28.631	
3	47.640	117.1	1:14.184	112.8	27.765	109.1	2:29.589		7	46.799	116.5	1:15.976	112.8	27.255	109.1	2:30.030	
4	46.629	116.3	1:13.463	113.0	27.968	109.8	2:28.060		8	47.223	117.7	1:13.411	111.1	27.310	108.3	2:27.944	

10	Paul Waine (B)								De Sanctis F3 69								
lap	Sect-1	Speed	Sect-2	Speed	Sect-3	Speed	Laptime	Pit	lap	Sect-1	Speed	Sect-2	Speed	Sect-3	Speed	Laptime	Pit
1	52.089	115.7	1:17.119	111.7	26.944	111.3	2:36.152		6	45.547	115.3	1:11.422	112.0	26.176	110.7	2:23.145	
2	46.378	119.2	1:11.885	111.5	27.419	112.2	2:25.682		7	45.221	115.9	1:10.559	113.4	25.837	111.1	2:21.617	
3	46.748	119.0	1:12.919	110.7	26.780	110.5	2:26.447		8	44.695	116.5	1:10.889	113.0	26.116	111.5	2:21.700	
4	46.205	114.7	1:12.437	111.1	26.265	110.3	2:24.907		9	47.280	117.3	1:10.444	112.0	26.082	111.5	2:23.806	
5	45.208	115.9	1:11.905	111.7	26.326	110.5	2:23.439		10								

14	Simon Etherington (B)								Brabham BT15								
lap	Sect-1	Speed	Sect-2	Speed	Sect-3	Speed	Laptime	Pit	lap	Sect-1	Speed	Sect-2	Speed	Sect-3	Speed	Laptime	Pit
1	56.508	101.1	1:23.840	104.0	28.587	104.2	2:48.935		5	48.722	110.6	1:18.650	106.5	28.111	106.4	2:35.483	
2	49.560		1:21.897	106.0	28.385	107.1	2:39.842		6	48.094	111.1	1:19.611	105.7	28.027	106.1	2:35.732	
3	50.265	110.9	1:19.926	104.4	29.476	105.1	2:39.667		7	49.255	111.3	1:16.851	107.2	27.860	106.2	2:33.966	
4	50.400	110.2	1:20.634	105.5	28.187	106.1	2:39.221		8	48.350	112.4	1:19.758	91.4	28.791	105.1	2:36.899	

16	Mark Linstone (B)								Brabham BT21								
lap	Sect-1	Speed	Sect-2	Speed	Sect-3	Speed	Laptime	Pit	lap	Sect-1	Speed	Sect-2	Speed	Sect-3	Speed	Laptime	Pit
1	50.922		1:17.750	110.2	27.139	106.8	2:35.811		5	46.151		1:12.685	112.2	26.538	109.2	2:25.374	
2	47.663		1:12.892	111.7	26.639	110.5	2:27.194		6	46.726		1:13.133	110.6	26.751	109.4	2:26.610	
3	46.891		1:12.540	112.4	26.771	108.9	2:26.202		7	46.472		1:12.885	114.1	26.421	110.5	2:25.778	
4	46.109		1:12.008	112.4	26.534	110.2	2:24.651		8	46.367		1:12.339	111.7	26.682	109.6	2:25.388	

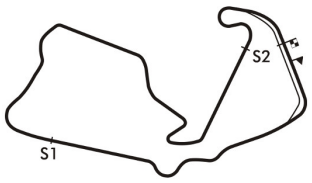

Session Start: 11:28:49 - Finish: 11:48:51
Weather/Track Conditions: Bright / Dry
Circuit: Silverstone Historic Grand Prix
Track Length: 5.857 Km - 3.6394 miles
Printed: 16-06-2018 - 11:53

MST
Results: www.mstworld.com. Live Timing: https://livetiming.getraceresults.com/mst. Email: timing@mstworld.com

Silverstone International Trophy - 16 - 17 Jun 2018

HSCC Historic Formula 3

Qualifying for Race 5 - Sector Analysis

19 Peter Froude (B) — Tecno F3

lap	Sect-1	Speed	Sect-2	Speed	Sect-3	Speed	Laptime	Pit
1							2:48.409	
2							2:40.305	
3							2:40.241	
4			In		In		6:08.790	P
5							2:46.033	
6							3:26.599	

25 Andrew Hibberd (B) — Brabham BT18

lap	Sect-1	Speed	Sect-2	Speed	Sect-3	Speed	Laptime	Pit
1	Out	118.1	1:10.022	114.7	25.893	112.2	2:18.971	
2	44.672	120.5	1:09.447	113.2	25.807	112.6	2:19.926	
3	44.345	119.6	1:09.000	116.3	25.828	112.8	2:19.173	
4	44.817	120.3	1:11.830	114.9	25.929	111.8	2:22.576	
5	44.089	121.4	1:08.627	115.9	25.535	112.6	2:18.251	
6	44.042	120.3	1:07.863	115.9	25.646	112.2	2:17.551	
7	44.166	120.9	1:10.203	114.9	25.624	112.8	2:19.993	
8	44.326	120.7	1:08.218	115.1	25.483	111.7	2:18.027	

26 Roger Dexter (HFJ) — Elva FJ100

lap	Sect-1	Speed	Sect-2	Speed	Sect-3	Speed	Laptime	Pit
1	58.538	93.7	1:31.290	89.2	32.407	90.1	3:02.235	
2	57.321	95.9	1:30.916	88.2	32.304	92.4	3:00.541	
3	56.367	94.4	1:29.675	90.0	32.168	91.3	2:58.210	
4	57.200	93.5	1:28.291	89.0	31.923	91.6	2:57.414	
5	56.154	97.1	1:27.470	92.6	31.809	91.6	2:55.433	
6	55.521	94.7	1:27.534	91.2	31.887	92.4	2:54.942	
7	54.527	98.3	1:25.919	91.7	31.847	91.5	2:52.293	
8								

44 Peter Hamilton (B) — Tecno

lap	Sect-1	Speed	Sect-2	Speed	Sect-3	Speed	Laptime	Pit
1	50.744	110.9	1:17.812	107.9	28.027	105.9	2:36.583	
2	47.853	113.7	1:15.507	107.0	28.719	107.5	2:32.079	
3	48.827	114.7	1:13.959	112.4	27.859	106.4	2:30.645	
4	46.830	116.9	1:12.976	113.4	27.431	107.1	2:27.237	
5	48.560	114.1	1:13.525	109.7	28.008	104.7	2:30.093	
6	46.473	114.9	1:12.879	109.5	27.212	106.8	2:26.564	
7	46.922	113.6	1:13.665	109.7	27.282	106.2	2:27.869	
8	46.864	114.7	1:12.726	109.7	27.029	106.2	2:26.619	

46 Steve Smith (B) — Chevron B15

lap	Sect-1	Speed	Sect-2	Speed	Sect-3	Speed	Laptime	Pit
1	50.131	110.0	1:12.809	110.6	26.998	112.8	2:29.938	
2	45.521	120.5	1:09.784	119.8	26.186	113.0	2:21.491	
3	45.970	118.4	1:10.482	116.5	26.425	113.2	2:22.877	
4	44.877	118.8	1:10.822	115.1	26.779	112.4	2:22.478	
5	44.983	117.3	1:10.705	115.7	26.537	112.4	2:22.225	
6	45.379	117.1	1:10.552	115.5	26.727	112.6	2:22.658	
7	44.931	119.8	1:10.009	115.7	26.810	112.4	2:21.750	
8	45.214	117.7	1:10.251	115.7	26.532	112.6	2:21.997	
9	45.183	118.1	1:09.884	115.9	26.328	112.4	2:21.395	
10								

55 Mads Gravsen (B) — Cooper T76

lap	Sect-1	Speed	Sect-2	Speed	Sect-3	Speed	Laptime	Pit
1	57.231	91.6	1:22.977	83.4	30.185	89.6	2:50.393	
2	52.728	86.6	1:20.221	84.5	29.211	88.4	2:42.160	
3	52.609	85.5	1:20.896	83.9	In		2:56.562	P
4								

63 Christoph Widmer (B) — Brabham BT18A

lap	Sect-1	Speed	Sect-2	Speed	Sect-3	Speed	Laptime	Pit
1	48.476	115.5	1:12.673	109.8	26.899	107.5	2:28.048	
2	45.965	115.7	1:10.216	110.7	26.255	109.1	2:22.436	
3	45.435	115.1	1:10.182	111.5	26.270	108.7	2:21.887	
4	45.245	114.5	1:09.556	112.2	26.145	108.5	2:20.946	
5	46.151	114.9	1:09.877	111.3	26.179	108.7	2:22.207	
6	45.075	116.1	1:09.738	111.5	26.059	108.9	2:20.872	
7	45.691	115.5	1:10.762	108.8	26.712	108.7	2:23.165	
8	45.319	115.5	1:09.834	111.3	34.872	108.7	2:30.025	
9	45.107	116.7	1:09.391	112.0	26.247	111.7	2:20.745	
10								

69 Gregan Thruston (B) — Brabham BT21B

lap	Sect-1	Speed	Sect-2	Speed	Sect-3	Speed	Laptime	Pit
1	51.896		1:16.237	110.4	27.494	109.1	2:35.627	
2	46.608	117.7	1:12.680	111.5	26.734	110.5	2:26.022	
3	50.986	102.9	1:19.677	83.1	27.431	98.2	2:38.094	
4	48.834	113.7	1:12.276	110.2	30.289	70.0	2:31.399	
5	1:08.349	68.3	1:52.773	53.4	In		3:48.253	P
6								

82 Marcus Mussa (B) — Tecno F3

lap	Sect-1	Speed	Sect-2	Speed	Sect-3	Speed	Laptime	Pit
1	50.457	109.7	1:16.207	106.5	28.370	105.1	2:35.034	
2	47.102	113.0	1:12.760	109.8	27.682	108.5	2:27.544	
3	48.375	115.1	1:14.147	111.7	27.430	106.8	2:29.952	
4	47.165	115.1	1:13.429	109.1	27.285	106.6	2:27.879	
5	48.210	113.4	1:14.429	107.9	27.505	106.1	2:30.144	
6	46.815	113.9	1:14.386	108.1	27.300	105.6	2:28.501	
7	46.836	112.4	1:12.472	109.7	27.109	106.1	2:26.417	
8	46.880	114.3	1:13.270	108.8	27.269	105.7	2:27.419	

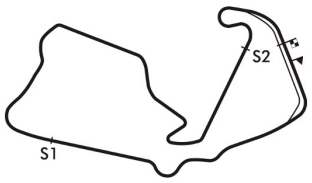

Session Start: 11:28:49 - Finish: 11:48:51
Weather/Track Conditions: Bright / Dry
Circuit: Silverstone Historic Grand Prix
Track Length: 5.857 Km - 3.6394 miles
Printed: 16-06-2018 - 11:53

Silverstone International Trophy - 16 - 17 Jun 2018

HSCC Historic Formula 3

Qualifying for Race 5 - Sector Analysis

88	Michael Scott (B)								Brabham BT28								
lap	Sect-1	Speed	Sect-2	Speed	Sect-3	Speed	Laptime	Pit	lap	Sect-1	Speed	Sect-2	Speed	Sect-3	Speed	Laptime	Pit
1	51.705	110.2	1:17.946	97.5	27.682	105.6	2:37.333		5	45.708	120.3	1:10.986	113.4	26.372	110.9	2:23.066	
2	47.545	116.9	1:12.507	110.7	26.633	111.5	2:26.685		6	44.899	118.6	1:11.149	110.9	26.379	109.4	2:22.427	
3	46.161	116.9	1:11.509	112.0	26.066	111.1	2:23.736		7	45.098	118.1	1:11.371	112.2	26.247	111.8	2:22.716	
4	45.792	119.2	1:10.686	113.9	25.986	112.8	2:22.464		8	45.147	119.6	1:10.551	112.2	26.399	110.3	2:22.097	

96	Keith Messer (B)								Vesey Ford								
lap	Sect-1	Speed	Sect-2	Speed	Sect-3	Speed	Laptime	Pit	lap	Sect-1	Speed	Sect-2	Speed	Sect-3	Speed	Laptime	Pit
1	52.163	114.3	1:18.157	104.9	27.726	108.7	2:38.046		5	47.652	114.1	1:13.643	110.0	26.607	108.0	2:27.902	
2	48.224	111.8	1:14.672	109.7	26.915	108.7	2:29.811		6	47.036	115.3	1:13.679	109.8	26.532	108.0	2:27.247	
3	47.592	116.1	1:14.635	109.1	26.899	108.0	2:29.126		7	46.504	113.6	1:12.564	109.8	31.450	103.1	2:30.518	
4	47.787	114.3	1:13.531	110.0	26.816	106.6	2:28.134		8	47.427	115.7	1:12.883	110.2	26.396	107.6	2:26.706	

182	Michael O'Brien (HFJ)								Lotus 20/22								
lap	Sect-1	Speed	Sect-2	Speed	Sect-3	Speed	Laptime	Pit	lap	Sect-1	Speed	Sect-2	Speed	Sect-3	Speed	Laptime	Pit
1	46.292	123.4	1:14.855	116.5	27.240	109.2	2:28.387		3	45.700	118.4	1:10.421	114.9	26.555	108.9	2:22.676	
2	45.943	121.8	1:11.490	114.7	27.237	109.2	2:24.670		4	46.162	99.0	1:12.402	114.3	26.685	110.0	2:25.249	

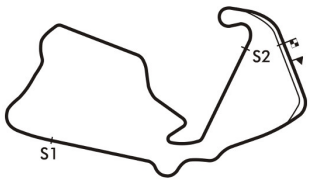

Session Start: 11:28:49 - Finish: 11:48:51
Weather/Track Conditions: Bright / Dry
Circuit: Silverstone Historic Grand Prix
Track Length: 5.857 Km - 3.6394 miles
Printed: 16-06-2018 - 11:53

Silverstone International Trophy - 16 - 17 Jun 2018

HSCC Historic Formula 3

Qualifying for Race 5 - Best Sector Times

	SECTOR 1			SECTOR 2			SECTOR 3		
	NO	TIME	LAP	NO	TIME	LAP	NO	TIME	LAP
1	1	43.717	6	1	1:07.510	6	1	25.424	7
2	25	44.042	6	25	1:07.863	6	25	25.483	8
3	10	44.695	8	63	1:09.391	9	10	25.837	7
4	46	44.877	4	46	1:09.784	2	88	25.986	4
5	88	44.899	6	182	1:10.421	3	63	26.059	6
6	182	45.023	5	10	1:10.444	9	46	26.186	2
7	63	45.075	6	88	1:10.551	8	7	26.350	3
8	16	46.109	4	7	1:11.206	8	96	26.396	8
9	7	46.194	8	16	1:12.008	4	16	26.421	7
10	44	46.473	6	69	1:12.276	4	182	26.555	3
11	96	46.504	7	82	1:12.472	7	69	26.734	2
12	69	46.608	2	96	1:12.564	7	8	27.005	6
13	9	46.629	4	44	1:12.726	8	44	27.029	8
14	82	46.815	6	9	1:13.411	8	82	27.109	7
15	8	46.880	6	8	1:14.010	6	9	27.255	7
16	2	47.077	6	2	1:14.523	8	2	27.359	8
17	14	48.094	6	14	1:16.851	7	14	27.860	7
18	55	52.609	3	55	1:20.221	2	55	29.211	2
19	26	54.527	7	26	1:25.919	7	26	31.809	5
20	19			19			19		

IDEAL / BEST LAP COMPARISON

NO	NAME	BEST	IN	IDEAL	DIFF
1	Jon Milicevic	2:16.683	6	2:16.651	+0.032
25	Andrew Hibberd	2:17.551	6	2:17.388	+0.163
63	Christoph Widmer	2:20.745	9	2:20.525	+0.220
46	Steve Smith	2:21.395	9	2:20.847	+0.548
10	Paul Waine	2:21.617	7	2:20.976	+0.641
88	Michael Scott	2:22.097	8	2:21.436	+0.661
182	Michael O'Brien	2:22.676	3	2:21.999	+0.677
7	Steve Jones	2:23.925	8	2:23.750	+0.175
16	Mark Linstone	2:24.651	4	2:24.538	+0.113
69	Gregan Thruston	2:26.022	2	2:25.618	+0.404
82	Marcus Mussa	2:26.417	7	2:26.396	+0.021
44	Peter Hamilton	2:26.564	6	2:26.228	+0.336
96	Keith Messer	2:26.706	8	2:25.464	+1.242
8	Martyn Halliday	2:27.895	6	2:27.895	+0.000
9	Andrew Tart	2:27.944	8	2:27.295	+0.649
2	Barry Sewell	2:29.173	8	2:28.959	+0.214
14	Simon Etherington	2:33.966	7	2:32.805	+1.161
19	Peter Froude	2:40.241	3		+
55	Mads Gravsen	2:42.160	2	2:42.041	+0.119
26	Roger Dexter	2:52.293	7	2:52.255	+0.038

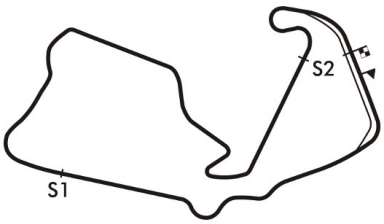

Session Start: 11:28:49 - Finish: 11:48:51
Weather/Track Conditions: Bright / Dry
Circuit: Silverstone Historic Grand Prix
Track Length: 5.857 Km - 3.6394 miles

Printed: 16-06-2018 - 11:53

Silverstone International Trophy - 16 - 17 Jun 2018

HSCC Historic Formula 3

Qualifying for Race 5 - Best Sector Speeds

	NO	SECTOR 1	MPH	NO	SECTOR 2	MPH	NO	SECTOR 3	MPH
1	182	Michael O'Brien	123.4	46	Steve Smith	119.8	46	Steve Smith	113.2
2	25	Andrew Hibberd	121.4	182	Michael O'Brien	116.5	25	Andrew Hibberd	112.8
3	46	Steve Smith	120.5	25	Andrew Hibberd	116.3	88	Michael Scott	112.8
4	88	Michael Scott	120.3	1	Jon Milicevic	115.7	1	Jon Milicevic	112.2
5	1	Jon Milicevic	119.6	16	Mark Linstone	114.1	10	Paul Waine	112.2
6	10	Paul Waine	119.2	88	Michael Scott	113.9	8	Martyn Halliday	112.0
7	8	Martyn Halliday	118.8	8	Martyn Halliday	113.4	63	Christoph Widmer	111.7
8	7	Steve Jones	117.7	10	Paul Waine	113.4	9	Andrew Tart	110.7
9	9	Andrew Tart	117.7	44	Peter Hamilton	113.4	16	Mark Linstone	110.5
10	69	Gregan Thruston	117.7	9	Andrew Tart	113.0	69	Gregan Thruston	110.5
11	44	Peter Hamilton	116.9	7	Steve Jones	112.2	182	Michael O'Brien	110.0
12	63	Christoph Widmer	116.7	63	Christoph Widmer	112.2	7	Steve Jones	109.6
13	96	Keith Messer	116.1	82	Marcus Mussa	111.7	96	Keith Messer	108.7
14	82	Marcus Mussa	115.1	69	Gregan Thruston	111.5	82	Marcus Mussa	108.5
15	14	Simon Etherington	112.4	96	Keith Messer	110.2	2	Barry Sewell	107.8
16	26	Roger Dexter	98.3	2	Barry Sewell	109.7	44	Peter Hamilton	107.5
17	55	Mads Gravsen	91.6	14	Simon Etherington	107.2	14	Simon Etherington	107.1
18	2	Barry Sewell	0.0	26	Roger Dexter	92.6	26	Roger Dexter	92.4
19	16	Mark Linstone	0.0	55	Mads Gravsen	84.5	55	Mads Gravsen	90.8
20	19	Peter Froude	0.0	19	Peter Froude	0.0	19	Peter Froude	0.0

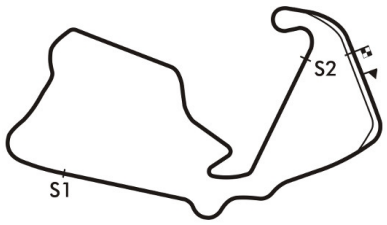

Session Start: 11:28:49 - Finish: 11:48:51
Weather/Track Conditions: Bright / Dry
Circuit: Silverstone Historic Grand Prix
Track Length: 5.857 Km - 3.6394 miles

Printed: 16-06-2018 - 11:54

Silverstone International Trophy - 16 - 17 Jun 2018

HSCC Historic Formula 3

Race 5 - Starting Grid

Sheet No:

Start Time : 16:50 - Heat Duration : 20 Minutes

10	20	26	Roger Dexter	19	55	Mads Gravsen	
9	18	19	Peter Froude	17	14	Simon Etherington	
8	16	2	Barry Sewell	15	9	Andrew Tart	
7	14	8	Martyn Halliday	13	96	Keith Messer	
6	12	44	Peter Hamilton	11	82	Marcus Mussa	
5	10	69	Gregan Thruston	9	16	Mark Linstone	
4	8	7	Steve Jones	7	182	Michael O'Brien	
3	6	88	Michael Scott	5	10	Paul Waine	
2	4	46	Steve Smith	3	63	Christoph Widmer	
1	2	25	Andrew Hibberd	1	1	Jon Milicevic	
ROW							Pole Left

Circuit: Silverstone Historic Grand Prix
Track Length: 5.857 Km - 3.6394 miles

These results are provisional until the conclusion of any judicial and technical matters.

Clerk of the Course:	Timekeeper:	Issued at:
Julian Floyd		

MST

Printed : 16-06-2018 - 11:52

Results: www.mstworld.com . Live Timing: https://livetiming.getraceresults.com/mst. Email: timing@mstworld.com

Silverstone International Trophy - 16 - 17 Jun 2018

HSCC Historic Formula 3

Race 5 - Classification

Sheet No:

POS	NO	DRIVER/S	CLASS	CLASS POS	CAR MAKE / MODEL	TIME	LAPS	GAP	DIFF	MPH	BEST	ON
1	1	Jon Milicevic	B	1	Brabham BT21B	20:43.067	9	-- 9 laps --		94.86	2:16.968	9
2	25	Andrew Hibberd	B	2	Brabham BT18	20:43.272	9	0.205	0.205	94.84	2:17.012	6
3	46	Steve Smith	B	3	Chevron B15	21:19.429	9	36.362	36.157	92.16	2:20.764	8
4	88	Michael Scott	B	4	Brabham BT28	21:20.279	9	37.212	0.850	92.10	2:20.912	9
5	63	Christoph Widmer	B	5	Brabham BT18A	21:22.499	9	39.432	2.220	91.94	2:21.471	3
6	10	Paul Waine	B	6	De Sanctis F3 69	21:35.460	9	52.393	12.961	91.02	2:21.737	3
7	7	Steve Jones	B	7	Brabham BT28	21:43.759	9	1:00.692	8.299	90.44	2:23.365	8
8	44	Peter Hamilton	B	8	Tecno	22:07.568	9	1:24.501	23.809	88.82	2:24.434	4
9	82	Marcus Mussa	B	9	Tecno F3	22:07.625	9	1:24.558	0.057	88.81	2:24.889	6
10	69	Gregan Thruston	B	10	Brabham BT21B	22:14.007	9	1:30.940	6.382	88.39	2:26.004	3
11	2	Barry Sewell	B	11	Lotus 41	22:24.578	9	1:41.511	10.571	87.69	2:25.888	9
12	9	Andrew Tart	B	12	Merlyn Mk9	22:27.170	9	1:44.103	2.592	87.53	2:27.704	6
13	8	Martyn Halliday	B	13	Chevron B15C	22:35.708	9	1:52.641	8.538	86.97	2:28.098	2
14	14	Simon Etherington	B	14	Brabham BT15	21:03.561	8	-- 8 laps --	58.631	82.95	2:35.052	5
15	16	Mark Linstone	B	15	Brabham BT21	21:26.441	8	22.880	22.880	81.47	2:26.622	2
16	26	Roger Dexter	HFJ	1	Elva FJ100	20:43.372	7	-- 7 laps --	1:43.859	73.76	2:52.209	7
		---------- NOT CLASSIFIED ----------										
DNF	96	Keith Messer	B		Vesey Ford	17:43.868	7	-- 7 laps --		86.20	2:25.920	6

---------- FASTEST LAP SUMMARY ----------

NO	DRIVER/S	CLASS	CAR MAKE / MODEL	FASTEST LAP	ON	MPH
1	Jon Milicevic	B	Brabham BT21B	2:16.968	9	95.66
26	Roger Dexter	HFJ	Elva FJ100	2:52.209	7	76.08

Session Start: 17:10:01 - Finish: 17:30:43
Weather/Track Conditions: Cloudy / Dry
Circuit: Silverstone Historic Grand Prix
Track Length: 5.857 Km - 3.6394 miles

These results are provisional until the conclusion of any judicial and technical matters.

Clerk of the Course:	Timekeeper:	Issued at:
Julian Floyd		

MST

Printed: 16-06-2018 - 17:33

Silverstone International Trophy - 16 - 17 Jun 2018

HSCC Historic Formula 3

Race 5 - Sector Analysis

1	Jon Milicevic (B)								Brabham BT21B							
lap	Sect-1	Speed	Sect-2	Speed	Sect-3	Speed	Laptime	Pit	lap	Sect-1	Speed	Sect-2	Speed	Sect-3	Speed	Laptime	Pit
1		116.9	1:08.934	114.9	25.725	111.3	2:21.121		6	44.253	123.4	1:08.026	115.9	25.450	110.5	2:17.729	
2	44.239	119.0	1:07.841	115.5	25.471	110.5	2:17.551		7	44.173	119.0	1:07.889	116.1	25.405	110.7	2:17.467	
3	44.169	118.6	1:08.363	116.5	25.387	110.3	2:17.919		8	44.025	118.8	1:09.033	116.7	25.988	111.3	2:19.046	
4	43.813	119.6	1:07.816	116.1	25.441	110.5	2:17.070		9	44.149	119.6	1:07.368	116.5	25.451	111.1	2:16.968	
5	44.886	118.6	1:07.747	116.3	25.563	110.7	2:18.196		10								

2	Barry Sewell (B)								Lotus 41							
lap	Sect-1	Speed	Sect-2	Speed	Sect-3	Speed	Laptime	Pit	lap	Sect-1	Speed	Sect-2	Speed	Sect-3	Speed	Laptime	Pit
1		113.6	1:15.845	111.3	28.098	106.2	2:39.676		6	47.111	117.1	1:12.696	110.0	27.136	106.4	2:26.943	
2	47.451	117.1	1:14.493	111.3	27.552	105.1	2:29.496		7	47.852	116.1	1:12.785	111.5	27.451	107.1	2:28.088	
3	48.024	117.7	1:14.457	108.1	27.693	104.9	2:30.174		8	46.390	117.7	1:13.585	111.3	26.920	107.1	2:26.895	
4	48.932	117.1	1:13.757	110.7	27.382	105.9	2:30.071		9	46.767	114.5	1:12.298	111.7	26.823	106.2	2:25.888	
5	47.264	116.5	1:13.042	112.0	27.041	106.8	2:27.347		10								

7	Steve Jones (B)								Brabham BT28							
lap	Sect-1	Speed	Sect-2	Speed	Sect-3	Speed	Laptime	Pit	lap	Sect-1	Speed	Sect-2	Speed	Sect-3	Speed	Laptime	Pit
1		119.4	1:12.861	112.4	27.025	108.3	2:29.807		6	45.725	117.1	1:11.066	112.6	26.785	108.2	2:23.576	
2	47.162	116.7	1:12.548	112.6	26.958	107.8	2:26.668		7	46.215	116.3	1:10.812	112.0	26.555	108.2	2:23.582	
3	46.869	117.3	1:12.307	112.6	26.550	108.0	2:25.726		8	46.002	116.5	1:11.022	112.6	26.341	108.3	2:23.365	
4	46.385	117.3	1:11.161	113.0	26.518	107.5	2:24.064		9	45.695	116.1	1:10.922	112.6	26.800	108.0	2:23.417	
5	45.999	116.9	1:11.171	113.4	26.384	108.7	2:23.554		10								

8	Martyn Halliday (B)								Chevron B15C							
lap	Sect-1	Speed	Sect-2	Speed	Sect-3	Speed	Laptime	Pit	lap	Sect-1	Speed	Sect-2	Speed	Sect-3	Speed	Laptime	Pit
1		113.2	1:15.835	112.2	27.297	111.7	2:38.270		6	47.206	120.7	1:15.697	106.7	27.471	110.5	2:30.374	
2	47.039	117.9	1:13.889	111.8	27.170	113.4	2:28.098		7	48.643	115.1	1:15.526	113.6	26.823	110.5	2:30.992	
3	47.577	122.7	1:13.691	113.2	28.959	110.9	2:30.227		8	47.534	117.5	1:14.511	112.8	27.095	110.7	2:29.140	
4	46.813	122.0	1:15.509	113.2	26.912	111.5	2:29.234		9	47.397	117.5	1:16.085	112.4	27.296	110.0	2:30.778	
5	46.821	120.9	1:14.537	115.1	27.237	108.9	2:28.595		10								

9	Andrew Tart (B)								Merlyn Mk9							
lap	Sect-1	Speed	Sect-2	Speed	Sect-3	Speed	Laptime	Pit	lap	Sect-1	Speed	Sect-2	Speed	Sect-3	Speed	Laptime	Pit
1		120.3	1:16.301	112.4	27.701	108.3	2:37.727		6	46.974	118.6	1:13.141	112.6	27.589	108.3	2:27.704	
2	47.187	118.4	1:13.810	113.6	27.411	108.9	2:28.408		7	47.651	117.7	1:13.869	111.7	28.026	108.3	2:29.546	
3	46.477	121.4	1:14.126	112.8	27.979	107.8	2:28.582		8	47.025	117.1	1:14.557	108.1	27.648	109.2	2:29.230	
4	47.341	118.6	1:13.614	112.8	27.759	108.0	2:28.714		9	46.855	119.2	1:13.478	113.4	27.522	108.3	2:27.855	
5	47.252	118.1	1:14.496	113.4	27.656	108.2	2:29.404		10								

10	Paul Waine (B)								De Sanctis F3 69							
lap	Sect-1	Speed	Sect-2	Speed	Sect-3	Speed	Laptime	Pit	lap	Sect-1	Speed	Sect-2	Speed	Sect-3	Speed	Laptime	Pit
1		117.7	1:11.211	115.3	26.015	114.0	2:24.983		6	45.876	117.1	1:10.992	113.4	26.534	110.0	2:23.402	
2	45.214	121.6	1:10.842	114.9	26.474	113.6	2:22.530		7	45.552	117.1	1:11.511	112.2	26.325	110.2	2:23.388	
3	45.311	120.7	1:10.173	113.7	26.253	113.4	2:21.737		8	45.401	117.1	1:10.815	113.4	26.174	110.7	2:22.390	
4	45.936	122.7	1:09.780	112.4	34.573	108.7	2:30.289		9	45.615	116.1	1:10.952	113.2	26.304	110.2	2:22.871	
5	46.222	116.7	1:11.274	113.2	26.374	110.5	2:23.870		10								

14	Simon Etherington (B)								Brabham BT15							
lap	Sect-1	Speed	Sect-2	Speed	Sect-3	Speed	Laptime	Pit	lap	Sect-1	Speed	Sect-2	Speed	Sect-3	Speed	Laptime	Pit
1		108.9	1:19.507	104.2	28.889	103.6	2:45.959		5	48.972	110.4	1:18.497	106.2	27.583	104.6	2:35.052	
2	50.055	109.1	1:20.989	103.4	28.385	104.2	2:39.429		6	48.880	111.1	1:20.207	104.5	28.076	104.1	2:37.163	
3	49.853	109.5	1:19.471	105.2	27.799	103.2	2:37.123		7	48.682	110.7	1:20.305	104.4	27.488	105.2	2:36.475	
4	49.678	108.8	1:19.446	105.5	27.603	104.2	2:36.727		8	48.523	109.7	1:19.203	104.2	27.907	104.4	2:35.633	

16	Mark Linstone (B)								Brabham BT21							
lap	Sect-1	Speed	Sect-2	Speed	Sect-3	Speed	Laptime	Pit	lap	Sect-1	Speed	Sect-2	Speed	Sect-3	Speed	Laptime	Pit
1		120.3	1:13.694	112.2	26.834	108.0	2:30.874		5	47.565	115.1	1:16.545	105.8	27.682	98.2	2:31.792	
2	46.776	117.7	1:13.008	112.4	26.838	108.5	2:26.622		6	48.006	115.3	1:14.992	105.2	27.661	101.8	2:30.659	
3	46.597	118.4	1:23.001	111.8	In		2:48.089	P	7	47.216	115.1	1:14.079	110.4	27.647	103.4	2:28.942	
4	Out	113.2	1:15.649	105.7	27.829	101.2	3:42.535	P	8	46.223	115.5	1:13.833	111.1	26.872	106.6	2:26.928	

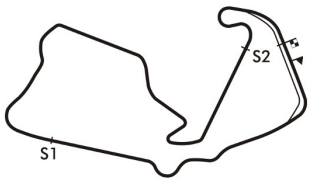

Session Start: 17:10:01 - Finish: 17:30:43
Weather/Track Conditions: Cloudy / Dry
Circuit: Silverstone Historic Grand Prix
Track Length: 5.857 Km - 3.6394 miles
Printed: 16-06-2018 - 17:33

Silverstone International Trophy - 16 - 17 Jun 2018

HSCC Historic Formula 3

Race 5 - Sector Analysis

25	Andrew Hibberd (B)								Brabham BT18								
lap	Sect-1	Speed	Sect-2	Speed	Sect-3	Speed	Laptime	Pit	lap	Sect-1	Speed	Sect-2	Speed	Sect-3	Speed	Laptime	Pit
1		123.1	1:09.356	116.5	25.807	112.4	2:22.243		6	44.029	123.6	1:07.583	117.5	25.400	112.0	2:17.012	
2	43.821	123.6	1:07.555	118.8	25.648	112.8	2:17.024		7	43.402	122.0	1:07.993	117.7	25.650	112.8	2:17.045	
3	43.487	121.6	1:08.641	114.5	25.473	113.0	2:17.601		8	43.719	122.9	1:09.242	116.7	25.904	112.0	2:18.865	
4	43.746	122.7	1:08.229	117.9	25.561	112.0	2:17.536		9	44.105	125.0	1:07.369	119.4	25.579	110.3	2:17.053	
5	44.182	122.5	1:08.961	117.1	25.750	111.8	2:18.893		10								

26	Roger Dexter (HFJ)								Elva FJ100								
lap	Sect-1	Speed	Sect-2	Speed	Sect-3	Speed	Laptime	Pit	lap	Sect-1	Speed	Sect-2	Speed	Sect-3	Speed	Laptime	Pit
1		98.1	1:31.293	89.4	33.038	88.4	3:05.879		5	56.052	97.0	1:27.301	86.8	31.878	89.1	2:55.231	
2	57.498	95.1	1:30.303	90.8	32.809	87.1	3:00.610		6	57.046	94.4	1:25.455	92.8	31.254	90.8	2:53.755	
3	56.961	96.0	1:28.505	88.0	32.355	89.4	2:57.821		7	55.417	94.5	1:25.711	94.5	31.081	92.1	2:52.209	
4	57.483	93.7	1:28.748	93.7	31.636	90.7	2:57.867		8								

44	Peter Hamilton (B)								Tecno								
lap	Sect-1	Speed	Sect-2	Speed	Sect-3	Speed	Laptime	Pit	lap	Sect-1	Speed	Sect-2	Speed	Sect-3	Speed	Laptime	Pit
1		117.7	1:14.394	113.4	26.886	108.9	2:32.115		6	46.669	115.5	1:11.810	110.6	26.742	106.8	2:25.221	
2	46.529	117.5	1:12.192	114.1	27.158	109.2	2:25.879		7	46.942	113.7	1:11.972	109.8	26.554	106.1	2:25.468	
3	46.501	120.7	1:11.934	112.2	26.458	108.2	2:24.893		8	47.036	114.1	1:13.206	83.2	37.083	105.6	2:37.325	
4	46.406	118.6	1:11.384	112.4	26.644	106.9	2:24.434		9	47.222	112.2	1:13.230	109.5	26.988	106.4	2:27.440	
5	46.764	115.5	1:11.310	110.7	26.719	107.1	2:24.793		10								

46	Steve Smith (B)								Chevron B15								
lap	Sect-1	Speed	Sect-2	Speed	Sect-3	Speed	Laptime	Pit	lap	Sect-1	Speed	Sect-2	Speed	Sect-3	Speed	Laptime	Pit
1		120.7	1:10.512	119.2	26.012	113.8	2:24.128		6	45.261	120.1	1:09.637	117.7	26.368	112.6	2:21.266	
2	45.404	120.7	1:10.878	117.9	26.322	112.0	2:22.604		7	45.030	119.6	1:09.894	116.3	27.095	112.2	2:22.019	
3	45.256	120.3	1:10.736	119.4	26.358	113.6	2:22.350		8	44.798	120.1	1:09.680	117.7	26.286	112.0	2:20.764	
4	45.490	122.5	1:10.209	120.1	27.890	102.8	2:23.589		9	44.916	118.8	1:09.559	116.7	26.477	111.7	2:20.952	
5	45.504	121.1	1:09.397	120.1	26.856	111.5	2:21.757		10								

63	Christoph Widmer (B)								Brabham BT18A								
lap	Sect-1	Speed	Sect-2	Speed	Sect-3	Speed	Laptime	Pit	lap	Sect-1	Speed	Sect-2	Speed	Sect-3	Speed	Laptime	Pit
1		120.9	1:10.441	111.8	26.553	111.3	2:24.631		6	45.678	121.8	1:10.327	116.5	26.074	111.7	2:22.079	
2	44.961	121.6	1:10.950	111.8	26.651	110.5	2:22.562		7	45.508	121.4	1:10.060	112.6	26.674	108.2	2:22.242	
3	44.835	121.6	1:10.285	112.0	26.351	107.3	2:21.471		8	45.555	120.3	1:09.762	113.7	26.365	109.1	2:21.682	
4	45.748	116.9	1:10.319	112.6	26.250	107.3	2:22.317		9	45.519	121.4	1:09.984	112.0	26.460	108.0	2:21.963	
5	45.776	115.9	1:10.789	111.7	26.987	107.5	2:23.552		10								

69	Gregan Thruston (B)								Brabham BT21B								
lap	Sect-1	Speed	Sect-2	Speed	Sect-3	Speed	Laptime	Pit	lap	Sect-1	Speed	Sect-2	Speed	Sect-3	Speed	Laptime	Pit
1		118.6	1:13.923	112.6	26.790	108.5	2:31.554		6	48.107	114.5	1:12.658	110.2	26.667	108.5	2:27.432	
2	47.866	117.9	1:12.411	113.7	26.733	108.3	2:27.010		7	47.776	114.7	1:18.984	111.3	26.877	107.8	2:33.637	
3	46.590	120.5	1:12.425	112.2	26.989	107.3	2:26.004		8	48.096	112.0	1:12.594	110.4	26.820	107.5	2:27.510	
4	48.114	116.1	1:12.373	108.9	26.641	107.8	2:27.128		9	47.400	113.6	1:12.326	111.1	27.152	103.6	2:26.878	
5	47.235	114.5	1:12.417	111.7	27.202	106.6	2:26.854		10								

82	Marcus Mussa (B)								Tecno F3								
lap	Sect-1	Speed	Sect-2	Speed	Sect-3	Speed	Laptime	Pit	lap	Sect-1	Speed	Sect-2	Speed	Sect-3	Speed	Laptime	Pit
1		116.7	1:15.484	108.9	27.396	104.4	2:34.751		6	46.235	114.9	1:11.763	110.9	26.891	106.8	2:24.889	
2	48.042	114.9	1:13.563	109.7	27.404	105.7	2:29.009		7	47.131	114.5	1:14.410	108.6	27.428	105.4	2:28.969	
3	46.876	116.1	1:12.567	109.7	27.315	104.9	2:26.758		8	46.564	113.2	1:11.723	109.5	27.321	106.1	2:25.608	
4	46.513	115.7	1:12.020	109.1	26.957	104.7	2:25.490		9	46.012	114.7	1:13.361	112.4	26.863	104.7	2:26.236	
5	46.615	113.9	1:12.527	109.3	26.773	105.6	2:25.915		10								

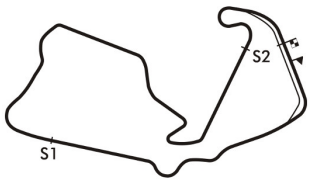

Session Start: 17:10:01 - Finish: 17:30:43
Weather/Track Conditions: Cloudy / Dry
Circuit: Silverstone Historic Grand Prix
Track Length: 5.857 Km - 3.6394 miles
Printed: 16-06-2018 - 17:33

Silverstone International Trophy - 16 - 17 Jun 2018

HSCC Historic Formula 3

Race 5 - Sector Analysis

88	Michael Scott (B)								Brabham BT28								
lap	Sect-1	Speed	Sect-2	Speed	Sect-3	Speed	Laptime	Pit	lap	Sect-1	Speed	Sect-2	Speed	Sect-3	Speed	Laptime	Pit
1		119.6	1:11.043	113.2	26.396	111.5	2:25.993		6	45.491	123.6	1:10.040	117.1	25.721	114.0	2:21.252	
2	45.335	119.0	1:11.032	113.2	26.363	110.7	2:22.730		7	45.330	123.4	1:09.819	115.7	26.815	112.6	2:21.964	
3	45.179	121.4	1:10.380	113.9	26.053	111.8	2:21.612		8	45.596	121.6	1:09.642	114.9	26.233	112.0	2:21.471	
4	45.226	120.7	1:10.665	114.9	26.853	110.5	2:22.744		9	44.738	121.4	1:10.180	113.6	25.994	112.2	2:20.912	
5	45.551	120.3	1:10.158	114.9	25.892	113.6	2:21.601		10								

96	Keith Messer (B)								Vesey Ford								
lap	Sect-1	Speed	Sect-2	Speed	Sect-3	Speed	Laptime	Pit	lap	Sect-1	Speed	Sect-2	Speed	Sect-3	Speed	Laptime	Pit
1		114.3	1:15.063	112.8	27.304	109.1	2:34.827		5	46.976	115.3	1:12.711	110.6	26.845	106.8	2:26.532	
2	46.433	115.7	1:13.676	110.4	27.171	106.9	2:27.280		6	45.956	116.5	1:12.970	110.2	26.994	105.9	2:25.920	
3	46.286	114.5	1:13.420	111.5	26.604	107.1	2:26.310		7	46.984	116.1	1:22.731	79.3	In		2:54.737	P
4	46.419	114.3	1:15.078	108.6	26.765	106.9	2:28.262		8								

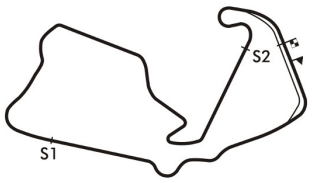

Session Start: 17:10:01 - Finish: 17:30:43
Weather/Track Conditions: Cloudy / Dry
Circuit: Silverstone Historic Grand Prix
Track Length: 5.857 Km - 3.6394 miles
Printed: 16-06-2018 - 17:33

MST

Silverstone International Trophy - 16 - 17 Jun 2018

HSCC Historic Formula 3

Race 5 - Best Sector Times

	SECTOR 1			SECTOR 2			SECTOR 3		
	NO	TIME	LAP	NO	TIME	LAP	NO	TIME	LAP
1	25	43.402	7	1	1:07.368	9	1	25.387	3
2	1	43.813	4	25	1:07.369	9	25	25.400	6
3	88	44.738	9	46	1:09.397	5	88	25.721	6
4	46	44.798	8	88	1:09.642	8	46	26.012	1
5	63	44.835	3	63	1:09.762	8	10	26.015	1
6	10	45.214	2	10	1:09.780	4	63	26.074	6
7	7	45.695	9	7	1:10.812	7	7	26.341	8
8	96	45.956	6	44	1:11.310	5	44	26.458	3
9	82	46.012	9	82	1:11.723	8	96	26.604	3
10	16	46.223	8	2	1:12.298	9	69	26.641	4
11	2	46.390	8	69	1:12.326	9	82	26.773	5
12	44	46.406	4	96	1:12.711	5	2	26.823	9
13	9	46.477	3	16	1:13.008	2	8	26.823	7
14	69	46.590	3	9	1:13.141	6	16	26.834	1
15	8	46.813	4	8	1:13.691	3	9	27.411	2
16	14	48.523	8	14	1:18.497	5	14	27.488	7
17	26	55.417	7	26	1:25.455	6	26	31.081	7

IDEAL / BEST LAP COMPARISON

NO	NAME	BEST	IN	IDEAL	DIFF
1	Jon Milicevic	2:16.968	9	2:16.568	+0.400
25	Andrew Hibberd	2:17.012	6	2:16.171	+0.841
46	Steve Smith	2:20.764	8	2:20.207	+0.557
88	Michael Scott	2:20.912	9	2:20.101	+0.811
63	Christoph Widmer	2:21.471	3	2:20.671	+0.800
10	Paul Waine	2:21.737	3	2:21.009	+0.728
7	Steve Jones	2:23.365	8	2:22.848	+0.517
44	Peter Hamilton	2:24.434	4	2:24.174	+0.260
82	Marcus Mussa	2:24.889	6	2:24.508	+0.381
2	Barry Sewell	2:25.888	9	2:25.511	+0.377
69	Gregan Thruston	2:26.004	3	2:25.557	+0.447
16	Mark Linstone	2:26.622	2	2:26.065	+0.557
9	Andrew Tart	2:27.704	6	2:27.029	+0.675
8	Martyn Halliday	2:28.098	2	2:27.327	+0.771
14	Simon Etherington	2:35.052	5	2:34.508	+0.544
26	Roger Dexter	2:52.209	7	2:51.953	+0.256
96	Keith Messer	2:25.920	6	2:25.271	+0.649

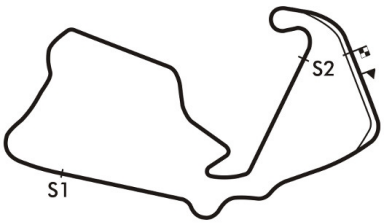

Session Start: 17:10:01 - Finish: 17:30:43
Weather/Track Conditions: Cloudy / Dry
Circuit: Silverstone Historic Grand Prix
Track Length: 5.857 Km - 3.6394 miles

Printed: 16-06-2018 - 17:34

Silverstone International Trophy - 16 - 17 Jun 2018

HSCC Historic Formula 3

Race 5 - Best Sector Speeds

	NO	SECTOR 1	MPH	NO	SECTOR 2	MPH	NO	SECTOR 3	MPH
1	25	Andrew Hibberd	125.0	46	Steve Smith	120.1	10	Paul Waine	114.0
2	88	Michael Scott	123.6	25	Andrew Hibberd	119.4	88	Michael Scott	114.0
3	1	Jon Milicevic	123.4	88	Michael Scott	117.1	46	Steve Smith	113.8
4	8	Martyn Halliday	122.7	1	Jon Milicevic	116.7	8	Martyn Halliday	113.4
5	10	Paul Waine	122.7	63	Christoph Widmer	116.5	25	Andrew Hibberd	113.0
6	46	Steve Smith	122.5	10	Paul Waine	115.3	63	Christoph Widmer	111.7
7	63	Christoph Widmer	121.8	8	Martyn Halliday	115.1	1	Jon Milicevic	111.3
8	9	Andrew Tart	121.4	44	Peter Hamilton	114.1	9	Andrew Tart	109.2
9	44	Peter Hamilton	120.7	69	Gregan Thruston	113.7	44	Peter Hamilton	109.2
10	69	Gregan Thruston	120.5	9	Andrew Tart	113.6	96	Keith Messer	109.1
11	16	Mark Linstone	120.3	7	Steve Jones	113.4	7	Steve Jones	108.7
12	7	Steve Jones	119.4	96	Keith Messer	112.8	16	Mark Linstone	108.5
13	2	Barry Sewell	117.7	16	Mark Linstone	112.4	69	Gregan Thruston	108.5
14	82	Marcus Mussa	116.7	82	Marcus Mussa	112.4	2	Barry Sewell	107.1
15	96	Keith Messer	116.5	2	Barry Sewell	112.0	82	Marcus Mussa	106.8
16	14	Simon Etherington	111.1	14	Simon Etherington	106.2	14	Simon Etherington	105.2
17	26	Roger Dexter	98.1	26	Roger Dexter	94.5	26	Roger Dexter	92.1

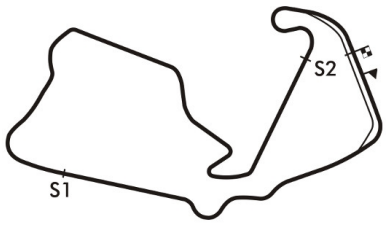

Session Start: 17:10:01 - Finish: 17:30:43
Weather/Track Conditions: Cloudy / Dry
Circuit: Silverstone Historic Grand Prix
Track Length: 5.857 Km - 3.6394 miles

Printed: 16-06-2018 - 17:34

Silverstone International Trophy - 16 - 17 Jun 2018

HSCC Historic Formula 3

Race 5 - Lap Chart

Lap 1			Lap 2			Lap 3			Lap 4			Lap 5			Lap 6		
NO	Behind	Laptime	NO	Behind	Laptime	NO	Behind	Laptime	NO	Behind	Laptime	NO	Behind	Laptime	NO	Behind	Laptime
1		2:21.121	1		2:17.551	1		2:17.919	1		2:17.070	1		2:18.196	1		2:17.729
25	1.122	2:22.243	25	0.595	2:17.024	25	0.277	2:17.601	25	0.743	2:17.536	25	1.440	2:18.893	25	0.723	2:17.012
46	3.007	2:24.128	46	8.060	2:22.604	63	12.073	2:21.471	63	17.320	2:22.317	46	22.571	2:21.757	16	1 LAP	2:31.792
63	3.510	2:24.631	63	8.521	2:22.562	46	12.491	2:22.350	46	19.010	2:23.589	63	22.676	2:23.552	46	26.108	2:21.266
10	3.862	2:24.983	10	8.841	2:22.530	10	12.659	2:21.737	88	19.418	2:22.744	88	22.823	2:21.601	88	26.346	2:21.252
88	4.872	2:25.993	88	10.051	2:22.730	88	13.744	2:21.612	10	25.878	2:30.289	26	1 LAP	2:57.867	63	27.026	2:22.079
7	8.686	2:29.807	7	17.803	2:26.668	7	25.610	2:25.726	7	32.604	2:24.064	10	31.552	2:23.870	10	37.225	2:23.402
16	9.753	2:30.874	16	18.824	2:26.622	44	26.296	2:24.893	44	33.660	2:24.434	7	37.962	2:23.554	7	43.809	2:23.576
69	10.433	2:31.554	44	19.322	2:25.879	69	27.977	2:26.004	69	38.035	2:27.128	44	40.257	2:24.793	44	47.749	2:25.221
44	10.994	2:32.115	69	19.892	2:27.010	96	31.826	2:26.310	82	42.347	2:25.490	69	46.693	2:26.854	69	56.396	2:27.432
82	13.630	2:34.751	96	23.435	2:27.280	82	33.927	2:26.758	96	43.018	2:28.262	82	50.066	2:25.915	82	57.226	2:24.889
96	13.706	2:34.827	82	25.088	2:29.009	9	38.126	2:28.582	9	49.770	2:28.714	96	51.354	2:26.532	96	59.545	2:25.920
9	16.606	2:37.727	9	27.463	2:28.408	8	40.004	2:30.227	8	52.168	2:29.234	9	1:00.978	2:29.404	26	1 LAP	2:55.231
8	17.149	2:38.270	8	27.696	2:28.098	2	42.755	2:30.174	2	55.756	2:30.071	8	1:02.567	2:28.595	9	1:10.953	2:27.704
2	18.555	2:39.676	2	30.500	2:29.496	16	48.994	2:48.089	14	1:25.577	2:36.727	2	1:04.907	2:27.347	2	1:14.121	2:26.943
14	24.838	2:45.959	14	46.716	2:39.429	14	1:05.920	2:37.123	16	2:14.459	3:42.535	14	1:42.433	2:35.052	8	1:15.212	2:30.374
26	44.758	3:05.879	26	1:27.817	3:00.610	26	2:07.719	2:57.821							14	2:01.867	2:37.163

Session Start: 17:10:01 - Finish: 17:30:43
Weather/Track Conditions: Cloudy / Dry
Circuit: Silverstone Historic Grand Prix
Track Length: 5.857 Km - 3.6394 miles
Printed: 16-06-2018 - 17:35

MST
Results: www.mstworld.com. Live Timing: https://livetiming.getraceresults.com/mst. Email: timing@mstworld.com

Silverstone International Trophy - 16 - 17 Jun 2018

HSCC Historic Formula 3

Race 5 - Lap Chart

Lap 7			Lap 8			Lap 9		
NO	Behind	Laptime	NO	Behind	Laptime	NO	Behind	Laptime
1		2:17.467	1		2:19.046	1		2:16.968
25	0.301	2:17.045	25	0.120	2:18.865	25	0.205	2:17.053
16	1 LAP	2:30.659	14	1 LAP	2:36.475	26	2 LAPS	2:52.209
46	30.660	2:22.019	46	32.378	2:20.764	14	1 LAP	2:35.633
88	30.843	2:21.964	88	33.268	2:21.471	46	36.362	2:20.952
63	31.801	2:22.242	16	1 LAP	2:28.942	88	37.212	2:20.912
10	43.146	2:23.388	63	34.437	2:21.682	63	39.432	2:21.963
7	49.924	2:23.582	10	46.490	2:22.390	16	1 LAP	2:26.928
44	55.750	2:25.468	7	54.243	2:23.365	10	52.393	2:22.871
82	1:08.728	2:28.969	44	1:14.029	2:37.325	7	1:00.692	2:23.417
69	1:12.566	2:33.637	82	1:15.290	2:25.608	44	1:24.501	2:27.440
9	1:23.032	2:29.546	69	1:21.030	2:27.510	82	1:24.558	2:26.236
2	1:24.742	2:28.088	2	1:32.591	2:26.895	69	1:30.940	2:26.878
8	1:28.737	2:30.992	9	1:33.216	2:29.230	2	1:41.511	2:25.888
96	1:36.815	2:54.737	8	1:38.831	2:29.140	9	1:44.103	2:27.855
26	1 LAP	2:53.755				8	1:52.641	2:30.778

Session Start: 17:10:01 - Finish: 17:30:43
Weather/Track Conditions: Cloudy / Dry
Circuit: Silverstone Historic Grand Prix
Track Length: 5.857 Km - 3.6394 miles
Printed: 16-06-2018 - 17:35

MST
Results: www.mstworld.com. Live Timing: https://livetiming.getraceresults.com/mst. Email: timing@mstworld.com

Silverstone International Trophy - 16 - 17 Jun 2018

HSCC Historic Formula 3

Race 11 - Starting Grid - AMENDED

Sheet No:

Start Time : 14:35 - Heat Duration : 20 Minutes

9	18	19	Peter Froude	17	182	Michael O'Brien	
8	16	26	Roger Dexter	15	14	Simon Etherington	
7	14	8	Martyn Halliday	13	9	Andrew Tart	
6	12	16	Mark Linstone	11	69	Gregan Thruston	
5	10	96	Keith Messer	9	2	Barry Sewell	
4	8	82	Marcus Mussa	7	44	Peter Hamilton	
3	6	7	Steve Jones	5	63	Christoph Widmer	
2	4	88	Michael Scott	3	46	Steve Smith	
1	2	25	Andrew Hibberd	1	1	Jon Milicevic	
ROW						Pole Left	

Cars 182, 19 allowed to start. Car 10 withdrawn.

Circuit: Silverstone Historic Grand Prix
Track Length: 5.857 Km - 3.6394 miles

These results are provisional until the conclusion of any judicial and technical matters.

Clerk of the Course:	Timekeeper:	Issued at:
Julian Floyd		

Silverstone International Trophy - 16 - 17 Jun 2018

HSCC Historic Formula 3

Race 11 - Classification

Sheet No:

POS	NO	DRIVER/S	CLASS	CLASS POS	CAR MAKE / MODEL	TIME	LAPS	GAP	DIFF	MPH	BEST	ON
1	1	Jon Milicevic	B	1	Brabham BT21B	20:42.731	9	-- 9 laps --		94.88	2:16.826	7
2	25	Andrew Hibberd	B	2	Brabham BT18	20:42.887	9	0.156	0.156	94.87	2:16.848	7
3	88	Michael Scott	B	3	Brabham BT28	21:20.518	9	37.787	37.631	92.08	2:20.691	9
4	63	Christoph Widmer	B	4	Brabham BT18A	21:22.733	9	40.002	2.215	91.92	2:21.069	5
5	7	Steve Jones	B	5	Brabham BT28	21:47.843	9	1:05.112	25.110	90.15	2:23.786	9
6	46	Steve Smith	B	6	Chevron B15	21:48.093	9	1:05.362	0.250	90.14	2:21.520	6
7	82	Marcus Mussa	B	7	Tecno F3	21:53.587	9	1:10.856	5.494	89.76	2:23.879	8
8	69	Gregan Thruston	B	8	Brabham BT21B	21:54.894	9	1:12.163	1.307	89.68	2:22.957	8
9	9	Andrew Tart	B	9	Merlyn Mk9	22:16.202	9	1:33.471	21.308	88.24	2:27.077	7
10	2	Barry Sewell	B	10	Lotus 41	22:16.288	9	1:33.557	0.086	88.24	2:26.522	7
11	44	Peter Hamilton	B	11	Tecno	22:24.057	9	1:41.326	7.769	87.73	2:23.442	5
12	8	Martyn Halliday	B	12	Chevron B15C	22:24.094	9	1:41.363	0.037	87.73	2:27.039	6
13	26	Roger Dexter	HFJ	1	Elva FJ100	23:35.376	8	-- 8 laps --	3:39.122	74.05	2:54.081	8
		---------- NOT CLASSIFIED ----------										
DNF	14	Simon Etherington	B		Brabham BT15	15:37.447	6	-- 6 laps --		83.85	2:33.147	6
DNF	16	Mark Linstone	B		Brabham BT21	4:57.464	2	-- 2 laps --		88.09	2:27.023	2
DNF	182	Michael O'Brien	HFJ		Lotus 20/22	2:55.734	1	-- 1 laps --	25.293	74.55		

---------- FASTEST LAP SUMMARY ----------

NO	DRIVER/S	CLASS	CAR MAKE / MODEL	FASTEST LAP	ON	MPH
1	Jon Milicevic	B	Brabham BT21B	2:16.826	7	95.75
26	Roger Dexter	HFJ	Elva FJ100	2:54.081	8	75.26

Session Start: 14:47:33 - Finish: 15:08:15
Weather/Track Conditions: Cloudy / Dry
Circuit: Silverstone Historic Grand Prix
Track Length: 5.857 Km - 3.6394 miles

These results are provisional until the conclusion of any judicial and technical matters.

Clerk of the Course:	Timekeeper:	Issued at:
Julian Floyd		

Silverstone International Trophy - 16 - 17 Jun 2018

HSCC Historic Formula 3

Race 11 - Sector Analysis

1	Jon Milicevic (B)								Brabham BT21B								
lap	Sect-1	Speed	Sect-2	Speed	Sect-3	Speed	Laptime	Pit	lap	Sect-1	Speed	Sect-2	Speed	Sect-3	Speed	Laptime	Pit
1			1:09.595	114.9	25.795	115.4	2:22.069		6	43.748	119.6	1:08.626	116.3	25.378	111.5	2:17.752	
2	44.041	117.7	1:08.070	114.9	25.729	111.8	2:17.840		7	43.629	118.4	1:07.851	121.1	25.346	111.7	2:16.826	
3	44.132	119.0	1:07.633	115.3	25.745	111.8	2:17.510		8	44.093	119.0	1:07.530	116.7	25.453	111.8	2:17.076	
4	44.254	119.6	1:07.794	115.7	25.499	111.8	2:17.547		9	43.993	118.8	1:07.868	116.9	25.537	112.0	2:17.398	
5	43.760	119.4	1:09.272	115.7	25.681	111.1	2:18.713		10								

2	Barry Sewell (B)								Lotus 41								
lap	Sect-1	Speed	Sect-2	Speed	Sect-3	Speed	Laptime	Pit	lap	Sect-1	Speed	Sect-2	Speed	Sect-3	Speed	Laptime	Pit
1			1:15.881	107.5	28.195	108.2	2:35.390		6	48.005		1:13.146	110.6	27.244	106.2	2:28.395	
2	47.442		1:13.736	108.4	27.609	107.6	2:28.787		7	46.736		1:12.863	110.0	26.923	107.1	2:26.522	
3	46.465		1:13.652	110.2	27.050	106.9	2:27.167		8	47.611		1:13.825	110.0	27.506	108.2	2:28.942	
4	47.129		1:13.183	109.7	27.120	107.6	2:27.432		9	47.317		1:12.661	110.4	27.106	106.8	2:27.084	
5	46.937		1:12.628	110.2	27.004	106.9	2:26.569		10								

7	Steve Jones (B)								Brabham BT28								
lap	Sect-1	Speed	Sect-2	Speed	Sect-3	Speed	Laptime	Pit	lap	Sect-1	Speed	Sect-2	Speed	Sect-3	Speed	Laptime	Pit
1		119.4	1:12.769	112.2	26.898	109.1	2:28.874		6	45.282	118.1	1:12.317	112.0	26.864	108.2	2:24.463	
2	46.670	118.6	1:11.457	112.4	26.870	109.2	2:24.997		7	45.564	117.5	1:12.233	109.1	27.138	106.6	2:24.935	
3	45.989	118.4	1:12.238	112.2	26.710	108.5	2:24.937		8	47.549	114.3	1:11.562	112.4	26.796	108.3	2:25.907	
4	46.589	116.5	1:12.443	110.4	26.938	108.5	2:25.970		9	45.902	115.9	1:11.201	112.2	26.683	108.7	2:23.786	
5	46.219	118.8	1:11.197	112.4	26.558	108.3	2:23.974		10								

8	Martyn Halliday (B)								Chevron B15C								
lap	Sect-1	Speed	Sect-2	Speed	Sect-3	Speed	Laptime	Pit	lap	Sect-1	Speed	Sect-2	Speed	Sect-3	Speed	Laptime	Pit
1		119.4	1:14.186	109.7	27.788	107.8	2:35.628		6	45.775	121.1	1:14.210	114.5	27.054	112.0	2:27.039	
2	48.383	122.0	1:14.296	113.6	26.873	113.0	2:29.552		7	49.751	116.1	1:14.023	111.3	27.013	111.3	2:30.787	
3	46.402	121.1	1:14.727	114.3	26.824	112.8	2:27.953		8	47.350	116.3	1:14.969	110.2	27.440	110.0	2:29.759	
4	46.472	120.7	1:14.711	113.6	26.832	112.0	2:28.015		9	47.103	118.8	1:13.598	113.4	27.139	102.0	2:27.840	
5	46.368	120.7	1:14.304	114.3	26.849	111.7	2:27.521		10								

9	Andrew Tart (B)								Merlyn Mk9								
lap	Sect-1	Speed	Sect-2	Speed	Sect-3	Speed	Laptime	Pit	lap	Sect-1	Speed	Sect-2	Speed	Sect-3	Speed	Laptime	Pit
1		121.6	1:14.929	113.7	27.764	109.6	2:34.980		6	46.804	122.0	1:13.142	114.5	27.330	109.8	2:27.276	
2	47.177	119.8	1:14.014	112.6	27.682	109.2	2:28.873		7	46.737	119.6	1:12.993	114.9	27.347	109.8	2:27.077	
3	46.661	119.4	1:14.407	113.9	27.453	109.8	2:28.521		8	46.424	120.3	1:13.574	111.7	27.756	108.5	2:27.754	
4	46.372	122.9	1:13.517	113.4	27.570	110.0	2:27.459		9	46.786	117.7	1:12.658	112.2	27.649	108.3	2:27.093	
5	46.432	120.5	1:13.293	113.4	27.444	109.1	2:27.169		10								

14	Simon Etherington (B)								Brabham BT15								
lap	Sect-1	Speed	Sect-2	Speed	Sect-3	Speed	Laptime	Pit	lap	Sect-1	Speed	Sect-2	Speed	Sect-3	Speed	Laptime	Pit
1			1:18.191	103.7	28.699	103.9	2:42.324		4	49.099	111.1	1:18.572	106.7	27.982	105.1	2:35.653	
2	49.548		1:18.975	105.2	27.913	105.1	2:36.436		5	48.757	109.1	1:17.110	105.2	27.769	103.9	2:33.636	
3	49.771	107.4	1:18.579	106.0	27.901	105.1	2:36.251		6	49.021	110.7	1:16.390	106.7	27.736	105.1	2:33.147	

16	Mark Linstone (B)								Brabham BT21								
lap	Sect-1	Speed	Sect-2	Speed	Sect-3	Speed	Laptime	Pit	lap	Sect-1	Speed	Sect-2	Speed	Sect-3	Speed	Laptime	Pit
1			1:13.965	112.4	26.965	109.2	2:30.441		2	46.412		1:12.670	110.6	27.941	87.3	2:27.023	

25	Andrew Hibberd (B)								Brabham BT18								
lap	Sect-1	Speed	Sect-2	Speed	Sect-3	Speed	Laptime	Pit	lap	Sect-1	Speed	Sect-2	Speed	Sect-3	Speed	Laptime	Pit
1		118.4	1:09.619	117.1	25.575	112.0	2:21.887		6	43.209	122.7	1:08.625	118.8	25.450	114.4	2:17.284	
2	45.146	122.2	1:07.177	117.1	26.139	113.6	2:18.462		7	43.527	123.1	1:07.806	116.9	25.515	114.2	2:16.848	
3	44.098	123.4	1:07.478	116.9	25.767	114.8	2:17.343		8	44.024	124.5	1:07.487	119.2	25.515	113.2	2:17.026	
4	44.114	121.8	1:07.848	119.4	25.565	114.8	2:17.527		9	43.817	120.9	1:08.011	117.7	25.630	114.2	2:17.458	
5	43.663	126.9	1:09.699	117.5	25.690	111.8	2:19.052		10								

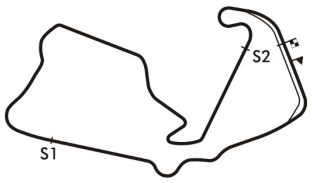

Session Start: 14:47:33 - Finish: 15:08:15
Weather/Track Conditions: Cloudy / Dry
Circuit: Silverstone Historic Grand Prix
Track Length: 5.857 Km - 3.6394 miles
Printed: 17-06-2018 - 15:12

Silverstone International Trophy - 16 - 17 Jun 2018

HSCC Historic Formula 3

Race 11 - Sector Analysis

26	Roger Dexter (HFJ)								Elva FJ100							
lap	Sect-1	Speed	Sect-2	Speed	Sect-3	Speed	Laptime	Pit	lap	Sect-1	Speed	Sect-2	Speed	Sect-3	Speed	Laptime	Pit
1		95.3	1:27.753	89.7	32.475	89.4	3:00.492		5	55.232	96.8	1:29.052	91.1	31.849	91.5	2:56.133	
2	57.418	95.2	1:28.301	91.2	32.276	89.1	2:57.995		6	56.989	95.6	1:26.817	93.3	31.991	90.8	2:55.797	
3	57.094	93.3	1:30.317	90.1	32.144	90.6	2:59.555		7	55.613	94.4	1:27.247	92.3	31.530	91.7	2:54.390	
4	55.982	95.7	1:28.021	90.1	32.930	85.6	2:56.933		8	56.043	95.6	1:26.060	93.1	31.978	90.2	2:54.081	

44	Peter Hamilton (B)								Tecno							
lap	Sect-1	Speed	Sect-2	Speed	Sect-3	Speed	Laptime	Pit	lap	Sect-1	Speed	Sect-2	Speed	Sect-3	Speed	Laptime	Pit
1		120.9	1:13.437	110.4	26.754	108.9	2:29.994		6	45.637	114.5	1:11.659	76.4	27.207	106.9	2:24.503	
2	45.614	118.6	1:11.484	114.9	26.475	108.0	2:23.573		7	46.429	112.8	1:11.490	81.7	40.370	60.3	2:38.289	
3	46.359	114.3	1:12.260	111.1	26.998	109.8	2:25.617		8	49.399	111.8	1:13.920	74.5	29.551	103.4	2:32.870	
4	46.549	119.6	1:11.628	109.8	26.778	106.2	2:24.955		9	48.998	112.4	1:14.234	80.4	37.582	70.4	2:40.814	
5	46.015	113.7	1:10.794	110.2	26.633	107.1	2:23.442		10								

46	Steve Smith (B)								Chevron B15							
lap	Sect-1	Speed	Sect-2	Speed	Sect-3	Speed	Laptime	Pit	lap	Sect-1	Speed	Sect-2	Speed	Sect-3	Speed	Laptime	Pit
1		117.7	1:11.681	115.5	26.339	114.0	2:25.885		6	45.358	117.1	1:09.544	115.7	26.618	111.8	2:21.520	
2	45.528	119.6	1:09.793	118.4	26.394	111.7	2:21.715		7	1:08.654	115.1	1:12.569	115.5	26.572	111.7	2:47.795	
3	45.709	117.9	1:10.374	115.9	26.685	114.8	2:22.768		8	45.691	117.3	1:10.614	115.9	26.439	112.2	2:22.744	
4	45.659	117.5	1:09.772	115.7	26.802	111.7	2:22.233		9	45.302	118.8	1:10.076	116.9	26.508	114.6	2:21.886	
5	45.251	117.3	1:09.669	115.3	26.627	111.7	2:21.547		10								

63	Christoph Widmer (B)								Brabham BT18A							
lap	Sect-1	Speed	Sect-2	Speed	Sect-3	Speed	Laptime	Pit	lap	Sect-1	Speed	Sect-2	Speed	Sect-3	Speed	Laptime	Pit
1		122.0	1:11.005	111.8	26.385	108.5	2:25.369		6	45.146	121.4	1:10.080	113.7	26.462	109.6	2:21.688	
2	45.482	116.1	1:10.342	112.0	26.705	111.8	2:22.529		7	45.542	115.7	1:10.359	112.4	26.253	108.3	2:22.154	
3	45.441	123.6	1:10.452	110.2	26.444	108.7	2:22.337		8	45.827	115.5	1:10.077	112.6	26.308	109.2	2:22.212	
4	46.122	121.6	1:10.679	111.7	26.585	108.3	2:23.386		9	45.594	117.7	1:09.827	111.8	26.568	108.0	2:21.989	
5	45.125	119.0	1:09.554	112.6	26.390	110.0	2:21.069		10								

69	Gregan Thruston (B)								Brabham BT21B							
lap	Sect-1	Speed	Sect-2	Speed	Sect-3	Speed	Laptime	Pit	lap	Sect-1	Speed	Sect-2	Speed	Sect-3	Speed	Laptime	Pit
1		119.8	1:14.149	109.3	27.502	109.4	2:32.856		6	47.472	114.5	1:11.006	110.6	26.255	108.0	2:24.733	
2	46.432		1:11.205	113.2	27.067	95.7	2:24.704		7	46.763	114.5	1:11.099	110.7	26.047	108.7	2:23.909	
3	46.459	119.2	1:11.365	110.7	26.045	108.0	2:23.869		8	46.514	114.1	1:10.504	110.6	25.939	109.4	2:22.957	
4	46.740	115.3	1:18.568	108.1	26.454	107.1	2:31.762		9	47.045		1:10.739	109.7	25.996	109.6	2:23.780	
5	47.859	113.9	1:12.028	110.2	26.437	107.3	2:26.324		10								

82	Marcus Mussa (B)								Tecno F3							
lap	Sect-1	Speed	Sect-2	Speed	Sect-3	Speed	Laptime	Pit	lap	Sect-1	Speed	Sect-2	Speed	Sect-3	Speed	Laptime	Pit
1		117.7	1:13.702	110.4	27.529	105.7	2:31.864		6	45.836	114.3	1:12.575	109.7	27.516	102.8	2:25.927	
2	46.452	116.3	1:11.866	111.5	27.117	104.2	2:25.435		7	46.108	115.7	1:12.597	112.2	26.738	106.4	2:25.443	
3	46.427	114.7	1:11.564	110.7	27.311	106.2	2:25.302		8	46.113	114.9	1:10.966	110.4	26.800	106.4	2:23.879	
4	45.770	118.1	1:12.933	109.5	27.343	105.4	2:26.046		9	45.768	115.1	1:12.165	109.5	27.134	106.2	2:25.067	
5	46.061	114.9	1:11.683	109.8	26.880	105.2	2:24.624		10								

88	Michael Scott (B)								Brabham BT28							
lap	Sect-1	Speed	Sect-2	Speed	Sect-3	Speed	Laptime	Pit	lap	Sect-1	Speed	Sect-2	Speed	Sect-3	Speed	Laptime	Pit
1		113.2	1:12.293	110.6	26.445	111.5	2:26.879		6	44.697	122.5	1:10.287	114.1	25.931	112.4	2:20.915	
2	46.081	120.5	1:10.736	112.4	26.410	110.3	2:23.227		7	45.211	122.2	1:10.134	116.3	26.463	108.3	2:21.808	
3	45.795	119.0	1:10.800	113.4	26.171	110.7	2:22.766		8	45.772	122.2	1:09.556	115.7	25.838	111.3	2:21.166	
4	45.509	119.4	1:10.506	114.3	26.064	109.6	2:22.079		9	45.013	118.4	1:09.755	115.1	25.923	110.7	2:20.691	
5	45.175	120.5	1:09.753	114.1	26.059	111.5	2:20.987		10								

182	Michael O'Brien (HFJ)								Lotus 20/22							
lap	Sect-1	Speed	Sect-2	Speed	Sect-3	Speed	Laptime	Pit	lap	Sect-1	Speed	Sect-2	Speed	Sect-3	Speed	Laptime	Pit
1		119.4	1:17.055	88.1			2:55.734		2								

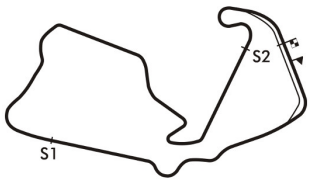

Session Start: 14:47:33 - Finish: 15:08:15
Weather/Track Conditions: Cloudy / Dry
Circuit: Silverstone Historic Grand Prix
Track Length: 5.857 Km - 3.6394 miles
Printed: 17-06-2018 - 15:12

MST

Silverstone International Trophy - 16 - 17 Jun 2018

HSCC Historic Formula 3

Race 11 - Best Sector Times

	SECTOR 1			SECTOR 2			SECTOR 3		
	NO	TIME	LAP	NO	TIME	LAP	NO	TIME	LAP
1	25	43.209	6	25	1:07.177	2	1	25.346	7
2	1	43.629	7	1	1:07.530	8	25	25.450	6
3	88	44.697	6	46	1:09.544	6	88	25.838	8
4	63	45.125	5	63	1:09.554	5	69	25.939	8
5	46	45.251	5	88	1:09.556	8	63	26.253	7
6	7	45.282	6	69	1:10.504	8	46	26.339	1
7	44	45.614	2	44	1:10.794	5	44	26.475	2
8	82	45.768	9	82	1:10.966	8	7	26.558	5
9	8	45.775	6	7	1:11.197	5	82	26.738	7
10	9	46.372	4	2	1:12.628	5	8	26.824	3
11	16	46.412	2	9	1:12.658	9	2	26.923	7
12	69	46.432	2	16	1:12.670	2	16	26.965	1
13	2	46.465	3	8	1:13.598	9	9	27.330	6
14	14	48.757	5	14	1:16.390	6	14	27.736	6
15	182	51.358	1	182	1:17.055	1	26	31.530	7
16	26	55.232	5	26	1:26.060	8	182	52.997	0

IDEAL / BEST LAP COMPARISON

NO	NAME	BEST	IN	IDEAL	DIFF
1	Jon Milicevic	2:16.826	7	2:16.505	+0.321
25	Andrew Hibberd	2:16.848	7	2:15.836	+1.012
88	Michael Scott	2:20.691	9	2:20.091	+0.600
63	Christoph Widmer	2:21.069	5	2:20.932	+0.137
46	Steve Smith	2:21.520	6	2:21.134	+0.386
69	Gregan Thruston	2:22.957	8	2:22.875	+0.082
44	Peter Hamilton	2:23.442	5	2:22.883	+0.559
7	Steve Jones	2:23.786	9	2:23.037	+0.749
82	Marcus Mussa	2:23.879	8	2:23.472	+0.407
2	Barry Sewell	2:26.522	7	2:26.016	+0.506
8	Martyn Halliday	2:27.039	6	2:26.197	+0.842
9	Andrew Tart	2:27.077	7	2:26.360	+0.717
26	Roger Dexter	2:54.081	8	2:52.822	+1.259
16	Mark Linstone	2:27.023	2	2:26.047	+0.976
14	Simon Etherington	2:33.147	6	2:32.883	+0.264
182	Michael O'Brien			3:01.410	7:53.365

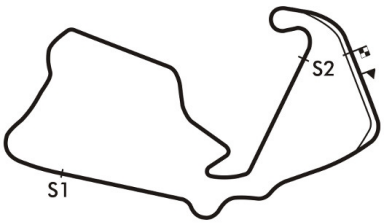

Session Start: 14:47:33 - Finish: 15:08:15
Weather/Track Conditions: Cloudy / Dry
Circuit: Silverstone Historic Grand Prix
Track Length: 5.857 Km - 3.6394 miles

Printed: 17-06-2018 - 15:12

Silverstone International Trophy - 16 - 17 Jun 2018

HSCC Historic Formula 3

Race 11 - Best Sector Speeds

	NO	SECTOR 1	MPH	NO	SECTOR 2	MPH	NO	SECTOR 3	MPH
1	25	Andrew Hibberd	126.9	1	Jon Milicevic	121.1	1	Jon Milicevic	115.4
2	63	Christoph Widmer	123.6	25	Andrew Hibberd	119.4	25	Andrew Hibberd	114.8
3	9	Andrew Tart	122.9	46	Steve Smith	118.4	46	Steve Smith	114.8
4	88	Michael Scott	122.5	88	Michael Scott	116.3	8	Martyn Halliday	113.0
5	8	Martyn Halliday	122.0	9	Andrew Tart	114.9	88	Michael Scott	112.4
6	44	Peter Hamilton	120.9	44	Peter Hamilton	114.9	63	Christoph Widmer	111.8
7	69	Gregan Thruston	119.8	8	Martyn Halliday	114.5	9	Andrew Tart	110.0
8	1	Jon Milicevic	119.6	63	Christoph Widmer	113.7	44	Peter Hamilton	109.8
9	46	Steve Smith	119.6	69	Gregan Thruston	113.2	69	Gregan Thruston	109.6
10	7	Steve Jones	119.4	7	Steve Jones	112.4	7	Steve Jones	109.2
11	182	Michael O'Brien	119.4	16	Mark Linstone	112.4	16	Mark Linstone	109.2
12	82	Marcus Mussa	118.1	82	Marcus Mussa	112.2	2	Barry Sewell	108.2
13	14	Simon Etherington	111.1	2	Barry Sewell	110.6	82	Marcus Mussa	106.4
14	26	Roger Dexter	96.8	14	Simon Etherington	106.7	14	Simon Etherington	105.1
15	2	Barry Sewell	0.0	26	Roger Dexter	93.3	26	Roger Dexter	91.7
16	16	Mark Linstone	0.0	182	Michael O'Brien	88.1	182	Michael O'Brien	0.0

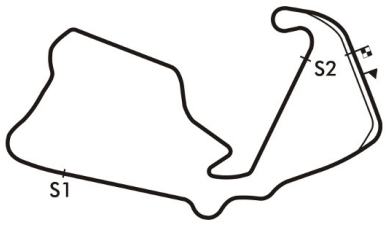

Session Start: 14:47:33 - Finish: 15:08:15
Weather/Track Conditions: Cloudy / Dry
Circuit: Silverstone Historic Grand Prix
Track Length: 5.857 Km - 3.6394 miles

Printed: 17-06-2018 - 15:12

Silverstone International Trophy - 16 - 17 Jun 2018

HSCC Historic Formula 3

Race 11 - Lap Chart

Lap 1			Lap 2			Lap 3			Lap 4			Lap 5			Lap 6		
NO	Behind	Laptime	NO	Behind	Laptime	NO	Behind	Laptime	NO	Behind	Laptime	NO	Behind	Laptime	NO	Behind	Laptime
25		2:21.887	1		2:17.840	1		2:17.510	1		2:17.547	1		2:18.713	1		2:17.752
1	0.182	2:22.069	25	0.440	2:18.462	25	0.273	2:17.343	25	0.253	2:17.527	25	0.592	2:19.052	25	0.124	2:17.284
63	3.482	2:25.369	46	7.691	2:21.715	63	12.816	2:22.337	46	17.635	2:22.233	46	20.469	2:21.547	46	24.237	2:21.520
46	3.998	2:25.885	63	7.989	2:22.529	46	12.949	2:22.768	63	18.655	2:23.386	63	21.011	2:21.069	63	24.947	2:21.688
88	4.992	2:26.879	88	10.197	2:23.227	88	15.453	2:22.766	88	19.985	2:22.079	26	1 LAP	2:56.933	88	25.422	2:20.915
7	6.987	2:28.874	44	13.658	2:23.573	7	21.389	2:24.937	44	29.173	2:24.955	88	22.259	2:20.987	44	40.653	2:24.503
44	8.107	2:29.994	7	13.962	2:24.997	44	21.765	2:25.617	7	29.812	2:25.970	44	33.902	2:23.442	7	41.784	2:24.463
16	8.554	2:30.441	82	17.390	2:25.435	69	24.010	2:23.869	82	33.681	2:26.046	7	35.073	2:23.974	82	47.767	2:25.927
82	9.977	2:31.864	16	17.555	2:27.023	82	25.182	2:25.302	69	38.225	2:31.762	82	39.592	2:24.624	69	52.817	2:24.733
69	10.969	2:32.856	69	17.651	2:24.704	2	33.925	2:27.167	2	43.810	2:27.432	69	45.836	2:26.324	26	1 LAP	2:56.133
9	13.093	2:34.980	9	23.944	2:28.873	9	34.955	2:28.521	9	44.867	2:27.459	2	51.666	2:26.569	2	1:02.309	2:28.395
2	13.503	2:35.390	2	24.268	2:28.787	8	35.714	2:27.953	8	46.182	2:28.015	9	53.323	2:27.169	9	1:02.847	2:27.276
8	13.741	2:35.628	8	25.271	2:29.552	14	57.592	2:36.251	14	1:15.698	2:35.653	8	54.990	2:27.521	8	1:04.277	2:27.039
14	20.437	2:42.324	14	38.851	2:36.436	26	2:00.623	2:59.555				14	1:30.621	2:33.636	14	1:46.016	2:33.147
182	33.847	2:55.734	26	1:18.578	2:57.995												
26	38.605	3:00.492															

Session Start: 14:47:33 - Finish: 15:08:15
Weather/Track Conditions: Cloudy / Dry
Circuit: Silverstone Historic Grand Prix
Track Length: 5.857 Km - 3.6394 miles
Printed: 17-06-2018 - 15:13

MST
Results: www.mstworld.com. Live Timing: https://livetiming.getraceresults.com/mst. Email: timing@mstworld.com

Silverstone International Trophy - 16 - 17 Jun 2018

HSCC Historic Formula 3

Race 11 - Lap Chart

Lap 7			Lap 8			Lap 9		
NO	Behind	Laptime	NO	Behind	Laptime	NO	Behind	Laptime
1		2:16.826	1		2:17.076	1		2:17.398
25	0.146	2:16.848	25	0.096	2:17.026	25	0.156	2:17.458
63	30.275	2:22.154	88	34.494	2:21.166	88	37.787	2:20.691
88	30.404	2:21.808	63	35.411	2:22.212	63	40.002	2:21.989
7	49.893	2:24.935	7	58.724	2:25.907	7	1:05.112	2:23.786
46	55.206	2:47.795	46	1:00.874	2:22.744	46	1:05.362	2:21.886
82	56.384	2:25.443	82	1:03.187	2:23.879	82	1:10.856	2:25.067
69	59.900	2:23.909	69	1:05.781	2:22.957	69	1:12.163	2:23.780
44	1:02.116	2:38.289	44	1:17.910	2:32.870	9	1:33.471	2:27.093
2	1:12.005	2:26.522	9	1:23.776	2:27.754	2	1:33.557	2:27.084
9	1:13.098	2:27.077	2	1:23.871	2:28.942	44	1:41.326	2:40.814
8	1:18.238	2:30.787	8	1:30.921	2:29.759	8	1:41.363	2:27.840
26	1 LAP	2:55.797	26	1 LAP	2:54.390	26	1 LAP	2:54.081

Session Start: 14:47:33 - Finish: 15:08:15
Weather/Track Conditions: Cloudy / Dry
Circuit: Silverstone Historic Grand Prix
Track Length: 5.857 Km - 3.6394 miles
Printed: 17-06-2018 - 15:13

Results: www.mstworld.com. Live Timing: https://livetiming.getraceresults.com/mst. Email: timing@mstworld.com

Silverstone International Trophy - 16 - 17 Jun 2018

HSCC Derek Bell Trophy

Qualifying for Race 6 - Classification

Sheet No:

POS	NO	DRIVER/S	CLASS	CLASS POS	CAR MAKE / MODEL	TIME	ON	LAPS	GAP	DIFF	MPH
1	64	Michael Lyons	F	1	Lola T400	1:54.378	1	4			114.55
2	65	Jamie Brashaw	F	2	March 73A	1:55.446	4	8	1.068	1.068	113.49
3	44	James Hadfield	F	3	Trojan T101	1:57.242	10	10	2.864	1.796	111.75
4	55	David Shaw	INV	1	March 721	1:58.160	10	10	3.782	0.918	110.88
5	7	Neil Glover	F	4	Chevron B37	1:59.680	4	8	5.302	1.520	109.47
6	56	Max Smith Hilliard	INV	2	Fittipaldi F5A	1:59.797	6	7	5.419	0.117	109.37
7	17	Michael Bletsoe-Brown	C	1	Chevron B27	2:03.372	3	10	8.994	3.575	106.20
8	29	Frank Lyons	C	2	Chevron B29	2:09.657	1	9	15.279	6.285	101.05
9	40	Steven Chaplin	F	5	Lola T332	2:09.898	3	4	15.520	0.241	100.86
10	61	Steve Worrad	B	1	Chevron B49-01 FA	2:13.417	4	4	19.039	3.519	98.20
11	49	Keith Norris	B	2	Chevron B49	2:15.336	6	6	20.958	1.919	96.81
12	72	Stephen Weller	C	3	March 722	2:17.514	5	7	23.136	2.178	95.28
13	93	Rudolf Ernst	G	1	Ralt RT1	2:19.535	9	9	25.157	2.021	93.90
14	35	Michael Conway	H	1	Van Diemen RF82	2:26.673	8	8	32.295	7.138	89.33
15	32	Adam Simmonds	E	1	Lola T142	2:40.419	8	8	46.041	13.746	81.67
16	74	Judy Lyons	F	6	Gurney Eagle	3:12.459	5	5	1:18.0	32.040	68.08
17	5	Chris Atkinson	E	2	Surtees TS8			1			0.00

Car 61 - transponder working intermittently, please check position.

Session Start: 11:56:20 - Finish: 12:16:26
Weather/Track Conditions: Bright / Dry
Circuit: Silverstone Historic Grand Prix
Track Length: 5.857 Km - 3.6394 miles

These results are provisional until the conclusion of any judicial and technical matters.

Clerk of the Course:	Timekeeper:	Issued at:
Julian Floyd		

Silverstone International Trophy - 16 - 17 Jun 2018

HSCC Derek Bell Trophy

Qualifying for Race 6 - Sector Analysis

5 Chris Atkinson (E) — Surtees TS8

lap	Sect-1	Speed	Sect-2	Speed	Sect-3	Speed	Laptime	Pit
1	Out	50.8	2:19.723	56.1	In		4:22.206	P
2								

7 Neil Glover (F) — Chevron B37

lap	Sect-1	Speed	Sect-2	Speed	Sect-3	Speed	Laptime	Pit
1	37.801	160.9	1:00.459	151.5	22.965	144.2	2:01.225	
2	37.097	160.2	1:01.060	151.8	24.260	130.7	2:02.417	
3	41.830	151.5	1:10.353	129.1	24.266	144.2	2:16.449	
4	37.116	160.9	59.977	151.1	22.587	144.9	1:59.680	
5	37.530	159.8	1:04.288	115.5	In		2:13.759	P
6	Out	128.1	1:06.015	126.6	24.505	135.6	4:50.351	P
7	41.910	159.4	1:01.443	150.1	23.632	139.9	2:06.985	
8	37.575	158.6	1:01.570	135.8	24.588	130.2	2:03.733	

17 Michael Bletsoe-Brown (C) — Chevron B27

lap	Sect-1	Speed	Sect-2	Speed	Sect-3	Speed	Laptime	Pit
1	Out	106.4	1:15.574	129.3	24.103	129.0	2:25.597	
2	40.365	138.7	1:02.010	136.1	22.964	131.5	2:05.339	
3	38.831	142.5	1:01.408	136.7	23.133	130.2	2:03.372	
4	39.356	142.8	1:05.461	135.6	23.071	131.3	2:07.888	
5	38.905	141.6	1:02.643	135.6	23.351	131.8	2:04.899	
6	39.248	141.9	1:02.363	134.8	23.508	131.5	2:05.119	
7	39.558	141.3	1:02.048	136.7	23.579	131.8	2:05.185	
8	39.361	142.2	1:05.116	132.6	23.950	129.7	2:08.427	
9	42.649	142.2	1:02.384	136.7	23.198	132.3	2:08.231	
10	40.638	140.4	1:02.310	135.6	23.397	132.1	2:06.345	

29 Frank Lyons (C) — Chevron B29

lap	Sect-1	Speed	Sect-2	Speed	Sect-3	Speed	Laptime	Pit
1	41.487	137.5	1:04.223	131.3	23.947	128.7	2:09.657	
2	41.845	137.5	1:05.192	128.1	24.164	127.9	2:11.201	
3	41.234	136.1	1:06.004	128.6	24.808	120.2	2:12.046	
4	41.744	137.0	1:05.666	127.8	24.465	125.7	2:11.875	
5	41.696	134.8	1:06.600	126.1	24.429	128.7	2:12.725	
6	40.996	137.0	1:05.743	129.6	24.405	127.5	2:11.144	
7	42.674	135.3	1:06.508	130.1	24.444	128.7	2:13.626	
8	42.676	132.9	1:05.065	129.1	24.585	129.0	2:12.326	
9	42.888	125.7	1:17.556	92.4	In		2:47.112	P
10								

32 Adam Simmonds (E) — Lola T142

lap	Sect-1	Speed	Sect-2	Speed	Sect-3	Speed	Laptime	Pit
1	Out	114.5	1:28.516	104.9	30.446	103.1	2:51.893	
2	53.809	114.1	1:23.854	102.6	30.539	103.9	2:48.202	
3	53.487	118.4	1:25.248	108.8	30.572	102.8	2:49.307	
4	51.809	119.8	1:22.003	110.0	29.445	106.2	2:43.257	
5	51.098	123.6	1:24.222	100.8	30.673	104.6	2:45.993	
6	51.334	125.2	1:22.591	110.2	29.495	104.6	2:43.420	
7	51.840	125.9	1:22.495	103.4	29.544	108.0	2:43.879	
8	50.411	125.7	1:20.703	108.6	29.305	104.6	2:40.419	

35 Michael Conway (H) — Van Diemen RF82

lap	Sect-1	Speed	Sect-2	Speed	Sect-3	Speed	Laptime	Pit
1	Out	99.1	1:20.007	107.9	27.522	105.7	2:40.273	
2	48.552	114.5	1:14.851	111.8	26.734	107.8	2:30.137	
3	46.968	115.7	1:15.459	111.3	27.056	107.6	2:29.483	
4	47.464	115.9	1:14.781	111.8	26.928	107.5	2:29.173	
5	48.026	116.1	1:13.550	111.3	27.193	108.9	2:28.769	
6	46.900	116.1	1:13.791	111.3	26.784	108.0	2:27.475	
7	46.668	116.1	1:14.935	112.8	26.645	108.5	2:28.248	
8	47.099	116.3	1:13.240	111.5	26.334	108.7	2:26.673	

40 Steven Chaplin (F) — Lola T332

lap	Sect-1	Speed	Sect-2	Speed	Sect-3	Speed	Laptime	Pit
1	41.004	155.3	1:07.140	143.4	25.915	115.0	2:14.059	
2	40.245	157.5	1:06.457	141.0	24.791	127.2	2:11.493	
3	40.115	157.5	1:05.298	145.9	24.485	136.2	2:09.898	
4	42.472	151.8	1:08.035	110.4	In		2:31.712	P

44 James Hadfield (F) — Trojan T101

lap	Sect-1	Speed	Sect-2	Speed	Sect-3	Speed	Laptime	Pit
1	Out	115.7	1:10.193	115.9	24.853	133.9	2:16.310	
2	39.152	157.2	1:00.017	149.1	23.011	141.7	2:02.180	
3	36.786	158.6	59.435	149.5	22.980	139.6	1:59.201	
4	37.041	158.3	1:00.345	141.9	22.941	138.7	2:00.327	
5	36.522	159.0	58.643	148.8	23.237	136.4	1:58.402	
6	36.719	158.6	58.468	150.8	22.797	139.9	1:57.984	
7	37.022	159.8	58.913	149.1	23.107	140.2	1:59.042	
8	36.316	160.2	1:00.081	148.1	22.824	139.6	1:59.221	
9	36.553	156.1	59.130	151.1	22.623	139.3	1:58.306	
10	36.291	160.5	58.137	152.2	22.814	140.2	1:57.242	

49 Keith Norris (B) — Chevron B49

lap	Sect-1	Speed	Sect-2	Speed	Sect-3	Speed	Laptime	Pit
1	Out		1:12.697	121.4	26.386	111.5	2:29.073	
2	43.552	128.8	1:08.179	122.7	26.064	118.7	2:17.795	
3	43.561	128.8	1:09.519	118.6	25.320	118.7	2:18.400	
4	49.088	113.2	1:29.214	88.4	In		2:56.854	P
5	Out	128.1	1:08.900	124.7	25.165	119.8	9:02.596	P
6	42.429	128.3	1:07.778	115.5	25.129	119.4	2:15.336	

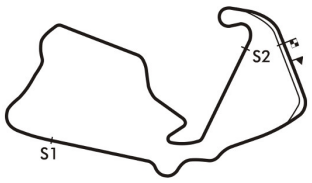

Session Start: 11:56:20 - Finish: 12:16:26
Weather/Track Conditions: Bright / Dry
Circuit: Silverstone Historic Grand Prix
Track Length: 5.857 Km - 3.6394 miles
Printed: 16-06-2018 - 12:20

Silverstone International Trophy - 16 - 17 Jun 2018

HSCC Derek Bell Trophy

Qualifying for Race 6 - Sector Analysis

55 David Shaw (INV) — March 721

lap	Sect-1	Speed	Sect-2	Speed	Sect-3	Speed	Laptime	Pit	lap	Sect-1	Speed	Sect-2	Speed	Sect-3	Speed	Laptime	Pit
1	Out	134.2	1:10.360	139.8	24.349	132.3	2:18.156		6	36.905	155.0	59.394	147.8	22.750	140.2	1:59.049	
2	40.263	149.8	1:02.548	147.2	23.497	138.2	2:06.308		7	37.733	149.5	1:01.276	149.5	22.379	143.0	2:01.388	
3	38.206	153.2	1:01.628	148.1	22.293	142.0	2:02.127		8	37.139	156.4	59.471	149.1	22.801	141.1	1:59.411	
4	37.919	155.3	1:01.106	146.2	22.615	142.7	2:01.640		9	37.066	154.6	59.195	148.1	22.236	143.3	1:58.497	
5	37.698	152.5	1:00.252	147.8	22.079	143.9	2:00.029		10	36.633	155.3	59.166	149.1	22.361	141.7	1:58.160	

56 Max Smith Hilliard (INV) — Fittipaldi F5A

lap	Sect-1	Speed	Sect-2	Speed	Sect-3	Speed	Laptime	Pit	lap	Sect-1	Speed	Sect-2	Speed	Sect-3	Speed	Laptime	Pit
1	Out	119.8	1:14.365	141.3	24.355	132.9	2:28.891		5	37.678	156.8	59.747	148.8	22.697	142.4	2:00.122	
2	40.680	155.3	1:01.926	149.8	22.631	143.6	2:05.237		6	37.468	156.4	59.777	150.5	22.552	142.4	1:59.797	
3	38.467	156.4	1:01.576	150.1	22.721	143.0	2:02.764		7	42.754	127.1	1:08.588	129.1	In		2:26.167	P
4	37.722	156.8	1:02.779	139.8	24.090	138.5	2:04.591		8								

61 Steve Worrad (B) — Chevron B49-01 FA

lap	Sect-1	Speed	Sect-2	Speed	Sect-3	Speed	Laptime	Pit	lap	Sect-1	Speed	Sect-2	Speed	Sect-3	Speed	Laptime	Pit
1	Out		1:14.572	117.7	26.171		2:29.699		3	42.232	133.2	1:07.235	127.1	25.064		2:14.531	
2	43.806	134.2	1:06.868	127.8	25.667		2:16.341		4	42.414	131.6	1:06.413	127.1	24.590		2:13.417	

64 Michael Lyons (F) — Lola T400

lap	Sect-1	Speed	Sect-2	Speed	Sect-3	Speed	Laptime	Pit	lap	Sect-1	Speed	Sect-2	Speed	Sect-3	Speed	Laptime	Pit
1	36.124	154.6	56.515	150.8	21.739	144.5	1:54.378		3	38.428	132.4	1:05.489	149.1	22.087	144.2	2:06.004	
2	35.786	154.3	1:00.037	133.4	25.706	144.9	2:01.529		4	35.853	155.7	1:01.123	132.4	In		2:07.998	P

65 Jamie Brashaw (F) — March 73A

lap	Sect-1	Speed	Sect-2	Speed	Sect-3	Speed	Laptime	Pit	lap	Sect-1	Speed	Sect-2	Speed	Sect-3	Speed	Laptime	Pit
1	Out	134.5	1:06.925	124.3	24.069	133.1	2:13.641		5	36.457	163.7	58.915	153.9	22.001	141.7	1:57.373	
2	38.164	155.3	1:01.530	144.0	22.865	141.7	2:02.559		6	37.000	162.5	58.325	153.9	22.161	149.5	1:57.486	
3	35.992	164.5	59.791	156.4	22.083	149.5	1:57.866		7	36.025	163.3	58.572	155.3	22.181	140.8	1:56.778	
4	35.489	165.3	58.193	156.8	21.764	151.5	1:55.446		8	38.924	151.8	1:01.531	144.9	In		2:45.742	P

72 Stephen Weller (C) — March 722

lap	Sect-1	Speed	Sect-2	Speed	Sect-3	Speed	Laptime	Pit	lap	Sect-1	Speed	Sect-2	Speed	Sect-3	Speed	Laptime	Pit
1	Out	123.1	1:15.040	125.9	25.202	127.7	2:31.032		5	43.243	134.5	1:09.323	130.6	24.948	127.9	2:17.514	
2	43.712	134.8	1:13.201	127.1	25.582	127.2	2:22.495		6	43.057	133.4	1:09.790	122.0	25.520	125.3	2:18.367	
3	43.674	130.8	1:10.258	126.1	25.489	120.0	2:19.421		7	43.867	133.2	1:09.379	121.6	In		2:47.481	P
4	44.793	132.6	1:10.533	121.8	27.033	127.5	2:22.359		8								

74 Judy Lyons (F) — Gurney Eagle

lap	Sect-1	Speed	Sect-2	Speed	Sect-3	Speed	Laptime	Pit	lap	Sect-1	Speed	Sect-2	Speed	Sect-3	Speed	Laptime	Pit
1	1:05.496	93.2	1:43.196	75.3	36.508	85.6	3:25.200		4	Out	95.3	1:38.702	85.4	34.213	88.3	4:55.802	P
2	1:06.928	92.7	1:40.930	86.7	38.770	75.0	3:26.628		5	58.210	100.5	1:37.636	76.7	36.613	83.6	3:12.459	
3	1:04.630	100.3	1:38.358	75.4	In		3:30.473	P	6								

93 Rudolf Ernst (G) — Ralt RT1

lap	Sect-1	Speed	Sect-2	Speed	Sect-3	Speed	Laptime	Pit	lap	Sect-1	Speed	Sect-2	Speed	Sect-3	Speed	Laptime	Pit
1	Out	114.5	1:15.551	117.9	28.202	115.2	2:35.987		6	44.781	126.6	1:10.221	119.8	26.730	113.4	2:21.732	
2	47.683	124.5	1:12.085	119.6	26.287	116.0	2:26.055		7	45.425	126.9	1:09.423	120.7	26.463	114.6	2:21.311	
3	44.402	128.1	1:10.399	113.4	27.490	112.0	2:22.291		8	45.181	127.6	1:08.553	122.0	26.083	116.6	2:19.817	
4	44.740	125.9	1:13.066	120.1	26.346	115.6	2:24.152		9	44.118	126.4	1:09.682	121.8	25.735	117.2	2:19.535	
5	45.448	126.4	1:09.584	120.1	25.980	115.8	2:21.012		10								

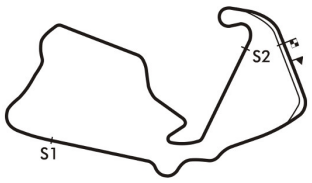

Session Start: 11:56:20 - Finish: 12:16:26
Weather/Track Conditions: Bright / Dry
Circuit: Silverstone Historic Grand Prix
Track Length: 5.857 Km - 3.6394 miles
Printed: 16-06-2018 - 12:20

Silverstone International Trophy - 16 - 17 Jun 2018

HSCC Derek Bell Trophy

Qualifying for Race 6 - Best Sector Times

	SECTOR 1			SECTOR 2			SECTOR 3		
	NO	TIME	LAP	NO	TIME	LAP	NO	TIME	LAP
1	65	35.489	4	64	56.515	1	64	21.739	1
2	64	35.786	2	44	58.137	10	65	21.764	4
3	44	36.291	10	65	58.193	4	55	22.079	5
4	55	36.633	10	55	59.166	10	56	22.552	6
5	7	37.097	2	56	59.747	5	7	22.587	4
6	56	37.468	6	7	59.977	4	44	22.623	9
7	17	38.831	3	17	1:01.408	3	17	22.964	2
8	40	40.115	3	29	1:04.223	1	29	23.947	1
9	29	40.996	6	40	1:05.298	3	40	24.485	3
10	61	41.780	5	61	1:06.413	4	61	24.590	4
11	49	42.429	6	49	1:07.778	6	72	24.948	5
12	72	43.057	6	93	1:08.553	8	49	25.129	6
13	93	44.118	9	72	1:09.323	5	93	25.735	9
14	35	46.668	7	35	1:13.240	8	35	26.334	8
15	32	50.411	8	32	1:20.703	8	32	29.305	8
16	74	58.210	5	74	1:37.636	5	74	34.213	4
17	5			5	2:19.723	1	5		

IDEAL / BEST LAP COMPARISON

NO	NAME	BEST	IN	IDEAL	DIFF
64	Michael Lyons	1:54.378	1	1:54.040	+0.338
65	Jamie Brashaw	1:55.446	4	1:55.446	+0.000
44	James Hadfield	1:57.242	10	1:57.051	+0.191
55	David Shaw	1:58.160	10	1:57.878	+0.282
7	Neil Glover	1:59.680	4	1:59.661	+0.019
56	Max Smith Hilliard	1:59.797	6	1:59.767	+0.030
17	Michael Bletsoe-Brov	2:03.372	3	2:03.203	+0.169
29	Frank Lyons	2:09.657	1	2:09.166	+0.491
40	Steven Chaplin	2:09.898	3	2:09.898	+0.000
61	Steve Worrad	2:13.417	4	2:12.783	+0.634
49	Keith Norris	2:15.336	6	2:15.336	+0.000
72	Stephen Weller	2:17.514	5	2:17.328	+0.186
93	Rudolf Ernst	2:19.535	9	2:18.406	+1.129
35	Michael Conway	2:26.673	8	2:26.242	+0.431
32	Adam Simmonds	2:40.419	8	2:40.419	+0.000
74	Judy Lyons	3:12.459	5	3:10.059	+2.400
5	Chris Atkinson				+

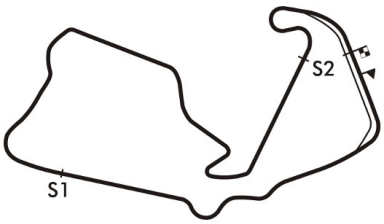

Session Start: 11:56:20 - Finish: 12:16:26
Weather/Track Conditions: Bright / Dry
Circuit: Silverstone Historic Grand Prix
Track Length: 5.857 Km - 3.6394 miles

Printed: 16-06-2018 - 12:20

Silverstone International Trophy - 16 - 17 Jun 2018

HSCC Derek Bell Trophy

Qualifying for Race 6 - Best Sector Speeds

	NO	SECTOR 1	MPH	NO	SECTOR 2	MPH	NO	SECTOR 3	MPH
1	65	Jamie Brashaw	165.3	65	Jamie Brashaw	156.8	65	Jamie Brashaw	151.5
2	7	Neil Glover	160.9	44	James Hadfield	152.2	7	Neil Glover	144.9
3	44	James Hadfield	160.5	7	Neil Glover	151.8	64	Michael Lyons	144.9
4	40	Steven Chaplin	157.5	64	Michael Lyons	150.8	55	David Shaw	143.9
5	56	Max Smith Hilliard	156.8	56	Max Smith Hilliard	150.5	56	Max Smith Hilliard	143.6
6	55	David Shaw	156.4	55	David Shaw	149.5	44	James Hadfield	141.7
7	64	Michael Lyons	155.7	40	Steven Chaplin	145.9	40	Steven Chaplin	136.2
8	17	Michael Bletsoe-Brown	142.8	17	Michael Bletsoe-Brown	136.7	17	Michael Bletsoe-Brown	132.3
9	29	Frank Lyons	137.5	29	Frank Lyons	131.3	29	Frank Lyons	129.0
10	72	Stephen Weller	134.8	72	Stephen Weller	130.6	72	Stephen Weller	127.9
11	61	Steve Worrad	134.2	61	Steve Worrad	127.8	49	Keith Norris	119.8
12	49	Keith Norris	128.8	49	Keith Norris	124.7	93	Rudolf Ernst	117.2
13	93	Rudolf Ernst	128.1	93	Rudolf Ernst	122.0	35	Michael Conway	108.9
14	32	Adam Simmonds	125.9	35	Michael Conway	112.8	32	Adam Simmonds	108.0
15	35	Michael Conway	116.3	32	Adam Simmonds	110.2	74	Judy Lyons	88.3
16	74	Judy Lyons	100.5	74	Judy Lyons	86.7	5	Chris Atkinson	0.0
17	5	Chris Atkinson	50.8	5	Chris Atkinson	56.1	61	Steve Worrad	0.0

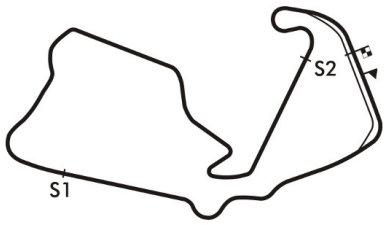

Session Start: 11:56:20 - Finish: 12:16:26
Weather/Track Conditions: Bright / Dry
Circuit: Silverstone Historic Grand Prix
Track Length: 5.857 Km - 3.6394 miles

Printed: 16-06-2018 - 12:21

Silverstone International Trophy - 16 - 17 Jun 2018

HSCC Derek Bell Trophy

Race 6 - Starting Grid - AMENDED v3

Sheet No:

Start Time : 17:25 - Heat Duration : 20 Minutes

9				17	65	Jamie Brashaw
8	16	5	Chris Atkinson	15	74	Judy Lyons
7	14	32	Adam Simmonds	13	35	Michael Conway
6	12	93	Rudolf Ernst	11	72	Stephen Weller
5	10	49	Keith Norris	9	61	Steve Worrad
4	8	40	Steven Chaplin	7	29	Frank Lyons
3	6	17	Michael Bletsoe-Brown	5	56	Max Smith Hilliard
2	4	7	Neil Glover	3	55	David Shaw
1	2	44	James Hadfield	1	64	Michael Lyons
ROW						Pole Left

Car 65 change of car. Car 5 allowed to start.

Circuit: Silverstone Historic Grand Prix
Track Length: 5.857 Km - 3.6394 miles

These results are provisional until the conclusion of any judicial and technical matters.

Clerk of the Course:	Timekeeper:	Issued at:
Julian Floyd		

MST

Printed : 16-06-2018 - 15:33

Silverstone International Trophy - 16 - 17 Jun 2018

HSCC Derek Bell Trophy

Race 6 - Classification

Sheet No:

POS	NO	DRIVER/S	CLASS	CLASS POS	CAR MAKE / MODEL	TIME	LAPS	GAP	DIFF	MPH	BEST	ON
1	64	Michael Lyons	F	1	Lola T400	21:38.893	11	-- 11 laps		110.9	1:55.139	1
2	55	David Shaw	INV	1	March 721	22:40.274	11	1:01.381	1:01.381	105.9	2:01.157	7
3	7	Neil Glover	F	2	Chevron B37	23:10.034	11	1:31.141	29.760	103.6	2:04.430	1
4	65	Jamie Brashaw	C	1	Chevron B27	23:16.412	11	1:37.519	6.378	103.2	2:02.213	6
5	17	Michael Bletsoe-Brown	C	2	Chevron B27	23:26.435	11	1:47.542	10.023	102.4	2:05.217	11
6	5	Chris Atkinson	E	1	Surtees TS8	21:42.343	10	-- 10 laps	21.125	100.6	2:07.552	2
7	40	Steven Chaplin	F	3	Lola T332	21:48.873	10	6.530	6.530	100.1	2:09.501	8
8	29	Frank Lyons	C	3	Chevron B29	22:21.943	10	39.600	33.070	97.63	2:10.695	2
9	61	Steve Worrad	B	1	Chevron B49-01 FA	22:23.933	10	41.590	1.990	97.49	2:10.910	9
10	49	Keith Norris	B	2	Chevron B49	22:45.590	10	1:03.247	21.657	95.94	2:14.562	9
11	93	Rudolf Ernst	G	1	Ralt RT1	23:42.695	10	2:00.352	57.105	92.09	2:18.947	6
12	35	Michael Conway	H	1	Van Diemen RF82	22:44.128	9	-- 9 laps --	1:23.248	86.44	2:28.470	8
13	32	Adam Simmonds	E	2	Lola T142	22:10.043	8	-- 8 laps --	2:01.207	78.80	2:42.372	8
		---------- NOT CLASSIFIED ----------										
DNF	56	Max Smith Hilliard	INV		Surtees TS9B	18:32.050	9	-- 9 laps --		106.0	2:01.735	9
DNC	74	Judy Lyons	F		Gurney Eagle	22:03.661	7	-- 7 laps --	7:36.216	69.28	3:03.230	1
DNF	44	James Hadfield	F		Trojan T101	2:00.448	1	-- 1 laps --		108.7	2:00.448	1

---------- FASTEST LAP SUMMARY ----------

NO	DRIVER/S	CLASS	CAR MAKE / MODEL	FASTEST LAP	ON	MPH
64	Michael Lyons	F	Lola T400	1:55.139	1	113.79
55	David Shaw	INV	March 721	2:01.157	7	108.14
65	Jamie Brashaw	C	Chevron B27	2:02.213	6	107.20
5	Chris Atkinson	E	Surtees TS8	2:07.552	2	102.72
61	Steve Worrad	B	Chevron B49-01 FA	2:10.910	9	100.08
93	Rudolf Ernst	G	Ralt RT1	2:18.947	6	94.29
35	Michael Conway	H	Van Diemen RF82	2:28.470	8	88.25

Car 61 requires a working transponder - Regulation Q12.2.1 refers.

Session Start: 17:41:46 - Finish: 18:03:24
Weather/Track Conditions: Bright / Dry
Circuit: Silverstone Historic Grand Prix
Track Length: 5.857 Km - 3.6394 miles

These results are provisional until the conclusion of any judicial and technical matters.

Clerk of the Course:	Timekeeper:	Issued at:
Julian Floyd		

Silverstone International Trophy - 16 - 17 Jun 2018

HSCC Derek Bell Trophy

Race 6 - Sector Analysis

5	Chris Atkinson (E)								Surtees TS8								
lap	Sect-1	Speed	Sect-2	Speed	Sect-3	Speed	Laptime	Pit	lap	Sect-1	Speed	Sect-2	Speed	Sect-3	Speed	Laptime	Pit
1		154.6	1:04.775	133.9	23.619	138.2	2:17.779		6	40.097	155.3	1:05.121	149.5	23.227	141.1	2:08.445	
2	39.247	138.9	1:04.298	146.5	24.007	134.5	2:07.552		7	40.286	149.5	1:05.832	148.5	23.454	139.6	2:09.572	
3	42.169	156.1	1:03.732	146.5	23.806	140.2	2:09.707		8	40.188	155.0	1:04.253	149.1	23.605	137.3	2:08.046	
4	40.399	150.5	1:06.246	148.8	23.575	138.7	2:10.220		9	39.887	155.0	1:04.942	149.1	23.557	138.2	2:08.386	
5	40.150	155.0	1:05.709	147.5	23.718	139.3	2:09.577		10	40.107	155.3	1:06.828	116.5	26.124	133.9	2:13.059	

7	Neil Glover (F)								Chevron B37								
lap	Sect-1	Speed	Sect-2	Speed	Sect-3	Speed	Laptime	Pit	lap	Sect-1	Speed	Sect-2	Speed	Sect-3	Speed	Laptime	Pit
1		160.5	1:01.711	147.2	23.263	143.9	2:04.430		7	38.733	158.6	1:04.107	150.1	23.703	141.4	2:06.543	
2	39.335	159.0	1:03.899	150.5	23.404	145.2	2:06.638		8	39.001	159.0	1:04.454	148.5	23.238	143.3	2:06.693	
3	38.747	159.8	1:03.060	152.9	23.283	143.9	2:05.090		9	40.225	159.8	1:04.077	148.8	23.528	141.4	2:07.830	
4	38.524	160.9	1:03.235	149.5	23.396	142.4	2:05.155		10	38.831	159.0	1:04.492	146.5	23.631	134.5	2:06.954	
5	38.300	161.3	1:04.829	150.1	23.200	143.0	2:06.329		11	39.195	158.6	1:04.216	131.6	25.345	136.2	2:08.756	
6	38.135	161.3	1:03.638	147.5	23.843	141.1	2:05.616		12								

17	Michael Bletsoe-Brown (C)								Chevron B27								
lap	Sect-1	Speed	Sect-2	Speed	Sect-3	Speed	Laptime	Pit	lap	Sect-1	Speed	Sect-2	Speed	Sect-3	Speed	Laptime	Pit
1		140.1	1:04.358	134.8	23.326	132.1	2:10.678		7	40.601	139.2	1:03.972	137.8	23.693	131.5	2:08.266	
2	40.861	141.3	1:04.539	134.8	23.641	131.8	2:09.041		8	39.946	140.1	1:03.544	137.2	23.813	131.5	2:07.303	
3	41.040	139.8	1:03.544	137.0	23.354	131.3	2:07.938		9	39.971	140.1	1:05.265	137.0	23.315	131.0	2:08.551	
4	41.182	139.8	1:03.425	136.7	23.393	132.1	2:08.000		10	39.690	140.7	1:03.046	127.3	24.122	131.0	2:06.858	
5	41.153	141.0	1:03.022	136.1	23.594	130.7	2:07.769		11	39.502	141.0	1:02.079	136.7	23.636	132.3	2:05.217	
6	40.116	141.0	1:03.256	136.7	23.442	131.5	2:06.814		12								

29	Frank Lyons (C)								Chevron B29								
lap	Sect-1	Speed	Sect-2	Speed	Sect-3	Speed	Laptime	Pit	lap	Sect-1	Speed	Sect-2	Speed	Sect-3	Speed	Laptime	Pit
1		137.8	1:06.405	126.1	24.340	130.0	2:15.595		6	43.316	123.1	1:08.187	127.3	24.718	126.5	2:16.221	
2	41.343	135.8	1:04.851	122.7	24.501	128.4	2:10.695		7	42.221	134.2	1:08.893	127.1	24.662	128.7	2:15.776	
3	44.864	132.9	1:07.070	126.9	24.386	129.5	2:16.320		8	41.675	137.2	1:06.199	130.3	24.451	126.2	2:12.325	
4	42.976	132.6	1:08.722	120.5	24.993	124.3	2:16.691		9	41.418	135.3	1:05.180	130.8	24.342	129.2	2:10.940	
5	43.129	130.8	1:07.028	129.1	25.310	120.2	2:15.467		10	41.763	133.7	1:04.750	120.7	25.400	120.2	2:11.913	

32	Adam Simmonds (E)								Lola T142								
lap	Sect-1	Speed	Sect-2	Speed	Sect-3	Speed	Laptime	Pit	lap	Sect-1	Speed	Sect-2	Speed	Sect-3	Speed	Laptime	Pit
1		123.1	1:22.835	108.2	30.143	102.9	2:49.159		5	52.109	116.3	1:22.454	106.0	29.669	102.4	2:44.232	
2	53.886	115.3	1:25.557	102.1	30.908	101.8	2:50.351		6	51.768	121.1	1:22.857	110.4	29.413	103.9	2:44.038	
3	53.542	116.1	1:25.595	104.4	29.955	102.0	2:49.092		7	52.146	122.0	1:21.340	112.2	29.935	101.6	2:43.421	
4	52.719	114.5	1:24.410	103.7	30.249	101.8	2:47.378		8	51.044	122.7	1:20.877	99.9	30.451	102.4	2:42.372	

35	Michael Conway (H)								Van Diemen RF82								
lap	Sect-1	Speed	Sect-2	Speed	Sect-3	Speed	Laptime	Pit	lap	Sect-1	Speed	Sect-2	Speed	Sect-3	Speed	Laptime	Pit
1		115.3	1:15.054	111.5	26.941	108.2	2:35.496		6	49.000	114.9	1:15.166	112.8	26.335	108.7	2:30.501	
2	48.148	115.3	1:14.246	112.4	26.676	108.0	2:29.070		7	47.742	115.7	1:18.395	112.2	26.733	106.8	2:32.870	
3	48.433	114.9	1:15.152	111.5	26.717	108.0	2:30.302		8	47.531	115.9	1:14.299	112.8	26.640	107.8	2:28.470	
4	47.757	116.1	1:15.177	112.0	26.530	109.1	2:29.464		9	50.124		1:15.549	111.3	29.619	106.4	2:35.292	
5	47.242	115.5	1:18.399	108.6	27.022	108.5	2:32.663		10								

40	Steven Chaplin (F)								Lola T332								
lap	Sect-1	Speed	Sect-2	Speed	Sect-3	Speed	Laptime	Pit	lap	Sect-1	Speed	Sect-2	Speed	Sect-3	Speed	Laptime	Pit
1		154.6	1:06.641	143.1	24.343	137.6	2:14.544		6	39.659	157.2	1:05.997	146.8	24.195	138.7	2:09.851	
2	39.955	157.5	1:06.097	141.9	24.586	131.3	2:10.638		7	39.543	156.4	1:06.274	149.8	23.850	139.9	2:09.667	
3	43.569	155.7	1:05.553	146.8	24.460	136.2	2:13.582		8	39.749	157.9	1:05.370	148.8	24.382	129.2	2:09.501	
4	39.930	157.9	1:05.030	145.9	24.601	138.2	2:09.561		9	40.190	157.5	1:06.313	143.4	24.362	131.3	2:10.865	
5	39.876	157.5	1:06.690	147.5	24.166	139.0	2:10.732		10	39.458	157.5	1:05.408	129.3	25.066	139.0	2:09.932	

44	James Hadfield (F)								Trojan T101								
lap	Sect-1	Speed	Sect-2	Speed	Sect-3	Speed	Laptime	Pit	lap	Sect-1	Speed	Sect-2	Speed	Sect-3	Speed	Laptime	Pit
1		160.2	59.170	151.5	23.132	137.3	2:00.448		2								

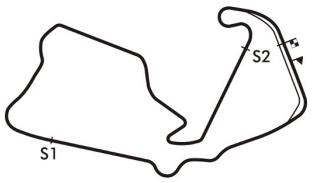

Session Start: 17:41:46 - Finish: 18:03:24
Weather/Track Conditions: Bright / Dry
Circuit: Silverstone Historic Grand Prix
Track Length: 5.857 Km - 3.6394 miles
Printed: 16-06-2018 - 18:06

Silverstone International Trophy - 16 - 17 Jun 2018

HSCC Derek Bell Trophy

Race 6 - Sector Analysis

49	Keith Norris (B)								Chevron B49							
lap	Sect-1	Speed	Sect-2	Speed	Sect-3	Speed	Laptime	Pit	lap	Sect-1	Speed	Sect-2	Speed	Sect-3	Speed	Laptime	Pit
1		133.7	1:08.836	125.0	24.820	120.2	2:19.767		6	42.497	131.6	1:07.905	124.3	25.155	117.2	2:15.557	
2	43.180	131.6	1:08.849	124.3	25.050	118.9	2:17.079		7	43.575	129.1	1:07.520	125.0	25.158	117.6	2:16.253	
3	44.518	126.9	1:08.890	124.5	25.202	117.0	2:18.610		8	42.830	129.6	1:07.510	125.7	25.062	117.4	2:15.402	
4	42.981	130.3	1:07.951	124.7	24.958	119.4	2:15.890		9	42.281	129.6	1:07.167	125.0	25.114	118.5	2:14.562	
5	42.193	130.8	1:07.212	125.2	25.264	118.9	2:14.669		10	42.060		1:09.004	111.1	26.737	118.1	2:17.801	

55	David Shaw (INV)								March 721							
lap	Sect-1	Speed	Sect-2	Speed	Sect-3	Speed	Laptime	Pit	lap	Sect-1	Speed	Sect-2	Speed	Sect-3	Speed	Laptime	Pit
1		151.8	1:04.431	143.4	22.954	141.1	2:08.989		7	37.879	151.8	1:00.728	148.8	22.550	142.0	2:01.157	
2	38.634	153.6	1:02.615	144.6	23.233	139.9	2:04.482		8	38.300	152.9	1:01.022	148.1	22.576	142.4	2:01.898	
3	39.945	151.1	1:03.570	146.2	23.220	138.7	2:06.735		9	38.255	152.5	1:00.974	149.5	22.614	140.5	2:01.843	
4	39.776	152.5	1:01.168	146.8	22.670	142.7	2:03.614		10	37.928	153.6	1:00.813	148.1	23.555	137.0	2:02.296	
5	37.571	154.3	1:02.582	147.5	22.614	142.0	2:02.767		11	39.021	150.5	1:01.564	134.2	23.431	142.0	2:04.016	
6	38.026	153.2	1:01.516	145.6	22.935	142.7	2:02.477		12								

56	Max Smith Hilliard (INV)								Surtees TS9B							
lap	Sect-1	Speed	Sect-2	Speed	Sect-3	Speed	Laptime	Pit	lap	Sect-1	Speed	Sect-2	Speed	Sect-3	Speed	Laptime	Pit
1		156.1	1:01.777	143.4	22.797	145.8	2:06.049		6	38.186	155.3	1:01.881	148.5	22.916	141.1	2:02.983	
2	38.326	156.4	1:03.095	146.8	22.533	144.5	2:03.954		7	38.695	155.3	1:01.805	150.8	22.538	144.9	2:03.038	
3	38.485	156.1	1:02.363	148.1	23.028	142.4	2:03.876		8	37.895	155.7	1:02.425	147.2	22.550	144.2	2:02.870	
4	38.935	155.7	1:02.346	146.2	23.182	140.8	2:04.463		9	38.141	155.3	1:01.062	150.5	22.532	144.9	2:01.735	
5	38.866	156.1	1:01.314	143.7	22.902	144.2	2:03.082		10								

61	Steve Worrad (B)								Chevron B49-01 FA							
lap	Sect-1	Speed	Sect-2	Speed	Sect-3	Speed	Laptime	Pit	lap	Sect-1	Speed	Sect-2	Speed	Sect-3	Speed	Laptime	Pit
1							2:18.123		6							2:14.170	
2							2:14.261		7							2:15.956	
3							2:14.485		8							2:13.334	
4							2:15.772		9							2:10.910	
5							2:13.648		10							2:13.274	

64	Michael Lyons (F)								Lola T400							
lap	Sect-1	Speed	Sect-2	Speed	Sect-3	Speed	Laptime	Pit	lap	Sect-1	Speed	Sect-2	Speed	Sect-3	Speed	Laptime	Pit
1		154.6	56.670	148.8	21.915	143.6	1:55.139		7	37.010	153.2	59.179	148.8	22.446	142.7	1:58.635	
2	35.746	153.9	57.852	148.8	22.182	143.3	1:55.780		8	36.538	153.9	1:00.134	144.6	22.995	143.0	1:59.667	
3	36.874	155.0	58.548	148.8	22.506	144.9	1:57.928		9	36.651	154.6	57.973	149.8	22.216	143.9	1:56.840	
4	37.946	154.3	58.358	148.8	22.541	142.7	1:58.845		10	36.316	155.0	58.064	149.1	22.692	143.6	1:57.072	
5	36.921	154.6	59.188	148.5	22.574	142.4	1:58.683		11	37.356	155.3	1:00.191	130.6	24.127	116.6	2:01.674	
6	37.016	155.3	58.922	148.1	22.692	142.0	1:58.630		12								

65	Jamie Brashaw (C)								Chevron B27							
lap	Sect-1	Speed	Sect-2	Speed	Sect-3	Speed	Laptime	Pit	lap	Sect-1	Speed	Sect-2	Speed	Sect-3	Speed	Laptime	Pit
1		138.4	1:04.977	134.5	23.087	131.0	2:17.011		7	38.912	139.5	1:00.393	138.1	23.143	130.7	2:02.448	
2	39.851	140.1	1:02.928	137.0	23.119	131.0	2:05.898		8	39.183	139.5	1:03.203	137.2	23.042	130.7	2:05.428	
3	39.937	139.5	1:01.792	137.0	23.169	130.5	2:04.898		9	41.840	140.4	1:03.218	135.6	23.763	129.5	2:08.821	
4	39.599	138.4	1:01.641	132.6	23.298	130.5	2:04.538		10	39.617	138.9	1:03.435	133.7	23.657	130.5	2:06.709	
5	39.136	139.5	1:01.361	136.7	23.166	131.0	2:03.663		11	40.980		1:09.080	116.1	24.725	118.3	2:14.785	
6	38.580	140.1	1:00.573	137.0	23.060		2:02.213		12								

74	Judy Lyons (F)								Gurney Eagle							
lap	Sect-1	Speed	Sect-2	Speed	Sect-3	Speed	Laptime	Pit	lap	Sect-1	Speed	Sect-2	Speed	Sect-3	Speed	Laptime	Pit
1		108.6	1:28.224	98.4	32.182	88.3	3:03.230		5	1:01.403	101.2	1:36.886	83.3	35.680	85.9	3:13.969	
2	1:00.030	104.7	1:33.937	93.1	32.970	91.0	3:06.937		6	58.658	103.7	1:32.388	89.1	33.488	80.8	3:04.534	
3	1:02.604	99.1	1:41.680	92.9	33.738	88.3	3:18.022		7	56.954	101.4	1:33.033	65.5	36.210	81.1	3:06.197	
4	1:01.947	103.7	1:32.075	85.1	36.750	80.1	3:10.772		8								

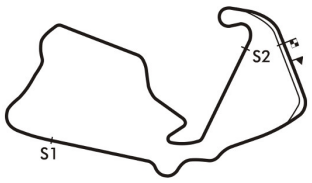

Session Start: 17:41:46 - Finish: 18:03:24
Weather/Track Conditions: Bright / Dry
Circuit: Silverstone Historic Grand Prix
Track Length: 5.857 Km - 3.6394 miles
Printed: 16-06-2018 - 18:06

Silverstone International Trophy - 16 - 17 Jun 2018

HSCC Derek Bell Trophy

Race 6 - Sector Analysis

93	Rudolf Ernst (G)								Ralt RT1								
lap	Sect-1	Speed	Sect-2	Speed	Sect-3	Speed	Laptime	Pit	lap	Sect-1	Speed	Sect-2	Speed	Sect-3	Speed	Laptime	Pit
1		126.9	1:11.773	120.1	26.023	113.0	2:25.686		6	43.692	126.4	1:09.530	122.2	25.725	116.6	2:18.947	
2	45.856	127.1	1:10.464	120.7	25.497	116.4	2:21.817		7	44.430	126.4	1:11.224	122.0	26.675	115.4	2:22.329	
3	45.912	126.6	1:10.289	121.8	25.530	115.4	2:21.731		8	44.957	127.1	1:10.188	121.1	27.313	101.0	2:22.458	
4	44.906	126.1	1:12.999	120.5	25.649	116.4	2:23.554		9	45.473	126.6	1:09.932	99.1	27.561	114.0	2:22.966	
5	45.433	126.6	1:10.581	120.3	25.378	116.6	2:21.392		10	44.966	127.6	1:10.355	109.3	26.494	115.8	2:21.815	

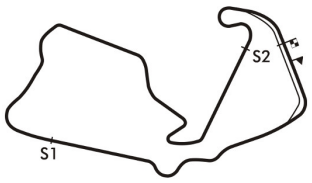

Session Start: 17:41:46 - Finish: 18:03:24
Weather/Track Conditions: Bright / Dry
Circuit: Silverstone Historic Grand Prix
Track Length: 5.857 Km - 3.6394 miles
Printed: 16-06-2018 - 18:06

Silverstone International Trophy - 16 - 17 Jun 2018

HSCC Derek Bell Trophy

Race 6 - Best Sector Times

	SECTOR 1			SECTOR 2			SECTOR 3		
	NO	TIME	LAP	NO	TIME	LAP	NO	TIME	LAP
1	64	35.746	2	64	56.670	1	64	21.915	1
2	55	37.571	5	44	59.170	1	56	22.532	9
3	56	37.895	8	65	1:00.393	7	55	22.550	7
4	7	38.135	6	55	1:00.728	7	65	23.042	8
5	65	38.580	6	56	1:01.062	9	44	23.132	1
6	5	39.247	2	7	1:01.711	1	7	23.200	5
7	40	39.458	10	17	1:02.079	11	5	23.227	6
8	17	39.502	11	5	1:03.732	3	17	23.315	9
9	44	40.614	1	29	1:04.750	10	40	23.850	7
10	29	41.343	2	40	1:05.030	4	29	24.340	1
11	49	42.060	10	49	1:07.167	9	49	24.820	1
12	93	43.692	6	93	1:09.530	6	93	25.378	5
13	35	47.242	5	35	1:14.246	2	35	26.335	6
14	32	51.044	8	32	1:20.877	8	32	29.413	6
15	74	56.954	7	74	1:28.224	1	74	32.182	1
16	61			61			61		

IDEAL / BEST LAP COMPARISON

NO	NAME	BEST	IN	IDEAL	DIFF
64	Michael Lyons	1:55.139	1	1:54.331	+0.808
55	David Shaw	2:01.157	7	2:00.849	+0.308
65	Jamie Brashaw	2:02.213	6	2:02.015	+0.198
7	Neil Glover	2:04.430	1	2:03.046	+1.384
17	Michael Bletsoe-Brov	2:05.217	11	2:04.896	+0.321
5	Chris Atkinson	2:07.552	2	2:06.206	+1.346
40	Steven Chaplin	2:09.501	8	2:08.338	+1.163
29	Frank Lyons	2:10.695	2	2:10.433	+0.262
61	Steve Worrad	2:10.910	9		+
49	Keith Norris	2:14.562	9	2:14.047	+0.515
93	Rudolf Ernst	2:18.947	6	2:18.600	+0.347
35	Michael Conway	2:28.470	8	2:27.823	+0.647
32	Adam Simmonds	2:42.372	8	2:41.334	+1.038
44	James Hadfield	2:00.448	1	2:02.916	+-2.468
56	Max Smith Hilliard	2:01.735	9	2:01.489	+0.246
74	Judy Lyons	3:03.230	1	2:57.360	+5.870

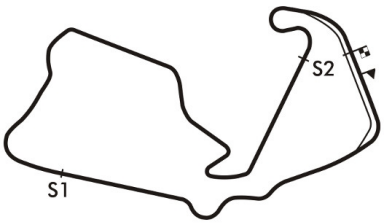

Session Start: 17:41:46 - Finish: 18:03:24
Weather/Track Conditions: Bright / Dry
Circuit: Silverstone Historic Grand Prix
Track Length: 5.857 Km - 3.6394 miles

Printed: 16-06-2018 - 18:07

Silverstone International Trophy - 16 - 17 Jun 2018

HSCC Derek Bell Trophy

Race 6 - Best Sector Speeds

	NO	SECTOR 1	MPH	NO	SECTOR 2	MPH	NO	SECTOR 3	MPH
1	7	Neil Glover	161.3	7	Neil Glover	152.9	56	Max Smith Hilliard	145.8
2	44	James Hadfield	160.2	44	James Hadfield	151.5	7	Neil Glover	145.2
3	40	Steven Chaplin	157.9	56	Max Smith Hilliard	150.8	64	Michael Lyons	144.9
4	56	Max Smith Hilliard	156.4	40	Steven Chaplin	149.8	55	David Shaw	142.7
5	5	Chris Atkinson	156.1	64	Michael Lyons	149.8	5	Chris Atkinson	141.1
6	64	Michael Lyons	155.3	5	Chris Atkinson	149.5	40	Steven Chaplin	139.9
7	55	David Shaw	154.3	55	David Shaw	149.5	44	James Hadfield	137.3
8	17	Michael Bletsoe-Brown	141.3	65	Jamie Brashaw	138.1	17	Michael Bletsoe-Brown	132.3
9	65	Jamie Brashaw	140.4	17	Michael Bletsoe-Brown	137.8	65	Jamie Brashaw	131.0
10	29	Frank Lyons	137.8	29	Frank Lyons	130.8	29	Frank Lyons	130.0
11	49	Keith Norris	133.7	49	Keith Norris	125.7	49	Keith Norris	120.2
12	93	Rudolf Ernst	127.6	93	Rudolf Ernst	122.2	93	Rudolf Ernst	116.6
13	32	Adam Simmonds	123.1	35	Michael Conway	112.8	35	Michael Conway	109.1
14	35	Michael Conway	116.1	32	Adam Simmonds	112.2	32	Adam Simmonds	103.9
15	74	Judy Lyons	108.6	74	Judy Lyons	98.4	74	Judy Lyons	91.0
16	61	Steve Worrad	0.0	61	Steve Worrad	0.0	61	Steve Worrad	0.0

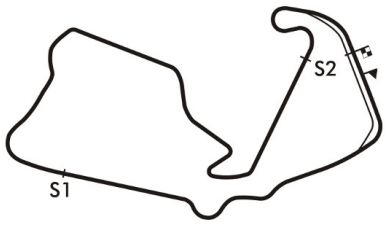

Session Start: 17:41:46 - Finish: 18:03:24
Weather/Track Conditions: Bright / Dry
Circuit: Silverstone Historic Grand Prix
Track Length: 5.857 Km - 3.6394 miles

Printed: 16-06-2018 - 18:15

Silverstone International Trophy - 16 - 17 Jun 2018

HSCC Derek Bell Trophy

Race 6 - Lap Chart

Lap 1			Lap 2			Lap 3			Lap 4			Lap 5			Lap 6		
NO	Behind	Laptime	NO	Behind	Laptime	NO	Behind	Laptime	NO	Behind	Laptime	NO	Behind	Laptime	NO	Behind	Laptime
64		1:55.139	64		1:55.780	64		1:57.928	64		1:58.845	64		1:58.683	64		1:58.630
44	5.309	2:00.448	56	19.084	2:03.954	74	1 LAP	3:06.937	56	30.650	2:04.463	35	1 LAP	2:29.464	93	1 LAP	2:21.392
7	9.291	2:04.430	7	20.149	2:06.638	56	25.032	2:03.876	7	33.621	2:05.155	56	35.049	2:03.082	56	39.402	2:02.983
56	10.910	2:06.049	55	22.552	2:04.482	7	27.311	2:05.090	55	36.128	2:03.614	55	40.212	2:02.767	55	44.059	2:02.477
55	13.850	2:08.989	17	28.800	2:09.041	55	31.359	2:06.735	32	1 LAP	2:49.092	7	41.267	2:06.329	7	48.253	2:05.616
17	15.539	2:10.678	65	31.990	2:05.898	17	38.810	2:07.938	65	44.653	2:04.538	65	49.633	2:03.663	35	1 LAP	2:32.663
40	19.405	2:14.544	40	34.263	2:10.638	65	38.960	2:04.898	17	47.965	2:08.000	17	57.051	2:07.769	65	53.216	2:02.213
29	20.456	2:15.595	5	34.412	2:07.552	5	46.191	2:09.707	5	57.566	2:10.220	5	1:08.460	2:09.577	74	2 LAPS	3:10.772
65	21.872	2:17.011	29	35.371	2:10.695	40	49.917	2:13.582	40	1:00.633	2:09.561	40	1:12.682	2:10.732	17	1:05.235	2:06.814
5	22.640	2:17.779	61	41.465	2:14.261	29	53.763	2:16.320	29	1:11.609	2:16.691	29	1:28.393	2:15.467	5	1:18.275	2:08.445
61	22.984	2:18.123	49	45.927	2:17.079	61	58.022	2:14.485	61	1:14.949	2:15.772	32	1 LAP	2:47.378	40	1:23.903	2:09.851
49	24.628	2:19.767	93	56.584	2:21.817	49	1:06.609	2:18.610	49	1:23.654	2:15.890	61	1:29.914	2:13.648	61	1:45.454	2:14.170
93	30.547	2:25.686	35	1:13.647	2:29.070	93	1:20.387	2:21.731	74	1 LAP	3:18.022	49	1:39.640	2:14.669	29	1:45.984	2:16.221
35	40.357	2:35.496	32	1:48.591	2:50.351	35	1:46.021	2:30.302	93	1:45.096	2:23.554				49	1:56.567	2:15.557
32	54.020	2:49.159															
74	1:08.091	3:03.230															

Session Start: 17:41:46 - Finish: 18:03:24
Weather/Track Conditions: Bright / Dry
Circuit: Silverstone Historic Grand Prix
Track Length: 5.857 Km - 3.6394 miles
Printed: 16-06-2018 - 18:08

MST
Results: www.mstworld.com. Live Timing: https://livetiming.getraceresults.com/mst. Email: timing@mstworld.com

Silverstone International Trophy - 16 - 17 Jun 2018

HSCC Derek Bell Trophy

Race 6 - Lap Chart

Lap 7			Lap 8			Lap 9			Lap 10			Lap 11		
NO	Behind	Laptime	NO	Behind	Laptime	NO	Behind	Laptime	NO	Behind	Laptime	NO	Behind	Laptime
64		1:58.635	64		1:59.667	64		1:56.840	64		1:57.072	64		2:01.674
32	2 LAPS	2:44.232	61	1 LAP	2:15.956	35	2 LAPS	2:32.870	40	1 LAP	2:10.865	5	1 LAP	2:13.059
93	1 LAP	2:18.947	29	1 LAP	2:15.776	29	1 LAP	2:12.325	35	2 LAPS	2:28.470	40	1 LAP	2:09.932
56	43.805	2:03.038	74	3 LAPS	3:13.969	61	1 LAP	2:13.334	29	1 LAP	2:10.940	74	4 LAPS	3:06.197
55	46.581	2:01.157	49	1 LAP	2:16.253	49	1 LAP	2:15.402	61	1 LAP	2:10.910	32	3 LAPS	2:42.372
7	56.161	2:06.543	56	47.008	2:02.870	56	51.903	2:01.735	49	1 LAP	2:14.562	29	1 LAP	2:11.913
65	57.029	2:02.448	55	48.812	2:01.898	55	53.815	2:01.843	55	59.039	2:02.296	61	1 LAP	2:13.274
17	1:14.866	2:08.266	93	1 LAP	2:22.329	7	1:14.177	2:07.830	7	1:24.059	2:06.954	55	1:01.381	2:04.016
35	1 LAP	2:30.501	32	2 LAPS	2:44.038	65	1:14.771	2:08.821	65	1:24.408	2:06.709	35	2 LAPS	2:35.292
5	1:29.212	2:09.572	65	1:02.790	2:05.428	74	3 LAPS	3:04.534	93	1 LAP	2:22.966	49	1 LAP	2:17.801
40	1:34.935	2:09.667	7	1:03.187	2:06.693	93	1 LAP	2:22.458	17	1:43.999	2:06.858	7	1:31.141	2:08.756
			17	1:22.502	2:07.303	17	1:34.213	2:08.551				65	1:37.519	2:14.785
			5	1:37.591	2:08.046	32	2 LAPS	2:43.421				17	1:47.542	2:05.217
			40	1:44.769	2:09.501	5	1:49.137	2:08.386				93	1 LAP	2:21.815

Session Start: 17:41:46 - Finish: 18:03:24
Weather/Track Conditions: Bright / Dry
Circuit: Silverstone Historic Grand Prix
Track Length: 5.857 Km - 3.6394 miles
Printed: 16-06-2018 - 18:08

MST
Results: www.mstworld.com. Live Timing: https://livetiming.getraceresults.com/mst. Email: timing@mstworld.com

Silverstone International Trophy - 16 - 17 Jun 2018

HSCC Derek Bell Trophy

Race 13 - Starting Grid - AMENDED

Sheet No:

Start Time : 15:45 - Heat Duration : 20 Minutes

9				17	72	Stephen Weller
8	16	44	James Hadfield	15	74	Judy Lyons
7	14	56	Max Smith Hilliard	13	32	Adam Simmonds
6	12	35	Michael Conway	11	93	Rudolf Ernst
5	10	49	Keith Norris	9	61	Steve Worrad
4	8	29	Frank Lyons	7	40	Steven Chaplin
3	6	5	Chris Atkinson	5	17	Michael Bletsoe-Brown
2	4	65	Jamie Brashaw	3	7	Neil Glover
1	2	55	David Shaw	1	64	Michael Lyons
ROW						Pole Left

Car 61 requires a working transponder - Regulation Q12.2.1 refers. Car 72 allowed to start.

Circuit: Silverstone Historic Grand Prix
Track Length: 5.857 Km - 3.6394 miles

These results are provisional until the conclusion of any judicial and technical matters.

Clerk of the Course:	Timekeeper:	Issued at:
Julian Floyd		

Silverstone International Trophy - 16 - 17 Jun 2018

HSCC Derek Bell Trophy

Race 13 - Classification

Sheet No:

POS	NO	DRIVER/S	CLASS	CLASS POS	CAR MAKE / MODEL	TIME	LAPS	GAP	DIFF	MPH	BEST	ON
1	64	Michael Lyons	F	1	Lola T400	15:26.081	8	-- 8 laps --		113.1	1:55.279	2
2	44	James Hadfield	F	2	Trojan T101	15:57.829	8	31.748	31.748	109.4	1:56.936	5
3	55	David Shaw	INV	1	March 721	15:59.772	8	33.691	1.943	109.2	1:57.690	5
4	7	Neil Glover	F	3	Chevron B37	16:20.640	8	54.559	20.868	106.8	2:01.512	5
5	17	Michael Bletsoe-Brown	C	1	Chevron B27	16:36.814	8	1:10.733	16.174	105.1	2:03.863	6
6	40	Steven Chaplin	F	4	Lola T332	16:44.060	8	1:17.979	7.246	104.3	2:03.840	7
7	29	Frank Lyons	C	2	Chevron B29	17:29.258	8	2:03.177	45.198	99.89	2:09.299	6
8	61	Steve Worrad	B	1	Chevron B49-01 FA	17:30.408	8	2:04.327	1.150	99.78	2:09.810	6
9	49	Keith Norris	B	2	Chevron B49	15:40.331	7	-- 7 laps --	19.788	97.53	2:12.785	4
10	72	Stephen Weller	C	3	March 722	16:13.902	7	33.571	33.571	94.17	2:14.885	2
11	35	Michael Conway	H	1	Van Diemen RF82	17:15.480	7	1:35.149	1:01.578	88.56	2:26.066	3
12	32	Adam Simmonds	E	1	Lola T142	16:30.799	6	-- 6 laps --	1:43.232	79.34	2:42.776	6
13	74	Judy Lyons	F	5	Gurney Eagle	17:41.567	6	1:10.768	1:10.768	74.05	2:50.262	2

---------- NOT CLASSIFIED ----------

DNF	5	Chris Atkinson	E	Surtees TS8

---------- FASTEST LAP SUMMARY ----------

NO	DRIVER/S	CLASS	CAR MAKE / MODEL	FASTEST LAP	ON	MPH
64	Michael Lyons	F	Lola T400	1:55.279	2	113.65
55	David Shaw	INV	March 721	1:57.690	5	111.32
17	Michael Bletsoe-Brown	C	Chevron B27	2:03.863	6	105.78
61	Steve Worrad	B	Chevron B49-01 FA	2:09.810	6	100.93
35	Michael Conway	H	Van Diemen RF82	2:26.066	3	89.70
32	Adam Simmonds	E	Lola T142	2:42.776	6	80.49

Car 61 requires a working transponder - Regulation Q12.2.1 refers.

Session Start: 16:01:33 - Finish: 16:16:58
Weather/Track Conditions: Cloudy / Dry
Circuit: Silverstone Historic Grand Prix
Track Length: 5.857 Km - 3.6394 miles

These results are provisional until the conclusion of any judicial and technical matters.

Clerk of the Course:	Timekeeper:	Issued at:
Julian Floyd		

Silverstone International Trophy - 16 - 17 Jun 2018

HSCC Derek Bell Trophy

Race 13 - Classification

Sheet No:

POS	NO	DRIVER/S	CLASS	CLASS POS	CAR MAKE / MODEL	TIME	LAPS	GAP	DIFF	MPH	BEST	ON
1	64	Michael Lyons	F	1	Lola T400	15:26.081	8	-- 8 laps --		113.1	1:55.279	2
2	44	James Hadfield	F	2	Trojan T101	15:57.829	8	31.748	31.748	109.4	1:56.936	5
3	55	David Shaw	INV	1	March 721	15:59.772	8	33.691	1.943	109.2	1:57.690	5
4	7	Neil Glover	F	3	Chevron B37	16:20.640	8	54.559	20.868	106.8	2:01.512	5
5	17	Michael Bletsoe-Brown	C	1	Chevron B27	16:36.814	8	1:10.733	16.174	105.1	2:03.863	6
6	40	Steven Chaplin	F	4	Lola T332	16:44.060	8	1:17.979	7.246	104.3	2:03.840	7
7	29	Frank Lyons	C	2	Chevron B29	17:29.258	8	2:03.177	45.198	99.89	2:09.299	6
8	61	Steve Worrad	B	1	Chevron B49-01 FA	17:30.408	8	2:04.327	1.150	99.78	2:09.810	6
9	49	Keith Norris	B	2	Chevron B49	15:40.331	7	-- 7 laps --	19.788	97.53	2:12.785	4
10	72	Stephen Weller	C	3	March 722	16:13.902	7	33.571	33.571	94.17	2:14.885	2
11	35	Michael Conway	H	1	Van Diemen RF82	17:15.480	7	1:35.149	1:01.578	88.56	2:26.066	3
12	32	Adam Simmonds	E	1	Lola T142	16:30.799	6	-- 6 laps --	1:43.232	79.34	2:42.776	6
13	74	Judy Lyons	F	5	Gurney Eagle	17:41.567	6	1:10.768	1:10.768	74.05	2:50.262	2

---------- NOT CLASSIFIED ----------

DNF	5	Chris Atkinson	E	Surtees TS8

---------- FASTEST LAP SUMMARY ----------

NO	DRIVER/S	CLASS	CAR MAKE / MODEL	FASTEST LAP	ON	MPH
64	Michael Lyons	F	Lola T400	1:55.279	2	113.65
55	David Shaw	INV	March 721	1:57.690	5	111.32
17	Michael Bletsoe-Brown	C	Chevron B27	2:03.863	6	105.78
61	Steve Worrad	B	Chevron B49-01 FA	2:09.810	6	100.93
35	Michael Conway	H	Van Diemen RF82	2:26.066	3	89.70
32	Adam Simmonds	E	Lola T142	2:42.776	6	80.49

Car 61 requires a working transponder - Regulation Q12.2.1 refers.

Session Start: 16:01:33 - Finish: 16:16:58
Weather/Track Conditions: Cloudy / Dry
Circuit: Silverstone Historic Grand Prix
Track Length: 5.857 Km - 3.6394 miles

These results are provisional until the conclusion of any judicial and technical matters.

Clerk of the Course:	Timekeeper:	Issued at:
Julian Floyd		

Silverstone International Trophy - 16 - 17 Jun 2018

HSCC Derek Bell Trophy

Race 13 - Sector Analysis

5	Chris Atkinson (E)								Surtees TS8							
lap	Sect-1	Speed	Sect-2	Speed	Sect-3	Speed	Laptime	Pit	lap	Sect-1	Speed	Sect-2	Speed	Sect-3	Speed	Laptime	Pit

7	Neil Glover (F)								Chevron B37							
lap	Sect-1	Speed	Sect-2	Speed	Sect-3	Speed	Laptime	Pit	lap	Sect-1	Speed	Sect-2	Speed	Sect-3	Speed	Laptime	Pit
1		160.2	1:01.405	151.5	23.107	145.2	2:03.504		5	37.684	159.0	1:00.871	151.5	22.957	144.2	2:01.512	
2	37.849	159.4	1:01.819	151.5	23.056	144.9	2:02.724		6	37.555	160.2	1:01.096	142.2	23.599	144.9	2:02.250	
3	37.988	160.5	1:03.014	147.2	22.854	145.8	2:03.856		7	37.825	160.2	1:01.319	151.5	22.996	144.9	2:02.140	
4	37.596	161.7	1:01.213	147.8	23.054	144.5	2:01.863		8	37.765	158.3	1:01.865	151.1	23.161	141.1	2:02.791	

17	Michael Bletsoe-Brown (C)								Chevron B27							
lap	Sect-1	Speed	Sect-2	Speed	Sect-3	Speed	Laptime	Pit	lap	Sect-1	Speed	Sect-2	Speed	Sect-3	Speed	Laptime	Pit
1		143.1	1:01.939	137.5	23.239	133.1	2:06.645		5	39.125	141.0	1:02.196	136.7	23.165	131.3	2:04.486	
2	39.239	142.2	1:02.209	137.8	23.016	131.8	2:04.464		6	39.030	141.6	1:01.664	136.7	23.169	130.7	2:03.863	
3	38.949	143.1	1:01.497	137.0	23.468	130.2	2:03.914		7	39.270	140.7	1:01.880	138.4	23.383	130.5	2:04.533	
4	38.852	142.5	1:02.656	135.6	23.372	130.0	2:04.880		8	39.268	140.7	1:01.679	136.7	23.082	131.5	2:04.029	

29	Frank Lyons (C)								Chevron B29							
lap	Sect-1	Speed	Sect-2	Speed	Sect-3	Speed	Laptime	Pit	lap	Sect-1	Speed	Sect-2	Speed	Sect-3	Speed	Laptime	Pit
1		137.8	1:05.083	124.7	24.081	129.7	2:13.256		5	41.623	137.0	1:06.578	127.1	24.631	129.2	2:12.832	
2	40.995	138.1	1:06.913	122.2	24.189	127.7	2:12.097		6	41.227	137.2	1:04.227	130.3	23.845	130.7	2:09.299	
3	41.605	135.8	1:05.108	126.6	24.037	131.0	2:10.750		7	40.837	137.0	1:04.700	127.6	24.429	130.7	2:09.966	
4	41.180	137.2	1:05.826	129.8	24.220	127.0	2:11.226		8	40.876	136.1	1:04.993	132.4	23.963	129.2	2:09.832	

32	Adam Simmonds (E)								Lola T142							
lap	Sect-1	Speed	Sect-2	Speed	Sect-3	Speed	Laptime	Pit	lap	Sect-1	Speed	Sect-2	Speed	Sect-3	Speed	Laptime	Pit
1		118.6	1:23.640	102.8	30.769	106.9	2:50.514		4	51.206	120.9	1:21.843	102.1	30.309	107.3	2:43.358	
2	51.703	118.6	1:22.995	97.5	30.415	108.5	2:45.113		5	52.030	123.4	1:22.034	108.2	29.287	103.9	2:43.351	
3	52.258	121.6	1:23.754	109.3	29.675	105.2	2:45.687		6	52.280	119.2	1:21.642	107.0	28.854	108.3	2:42.776	

35	Michael Conway (H)								Van Diemen RF82							
lap	Sect-1	Speed	Sect-2	Speed	Sect-3	Speed	Laptime	Pit	lap	Sect-1	Speed	Sect-2	Speed	Sect-3	Speed	Laptime	Pit
1			1:13.429	113.0	26.326	109.6	2:30.117		5	46.459		1:14.758	111.5	27.659	108.9	2:28.876	
2	46.347		1:13.998	113.4	26.682	108.7	2:27.027		6	47.418		1:15.156	112.6	26.342	108.9	2:28.916	
3	46.562		1:12.997	112.4	26.507	108.2	2:26.066		7	48.261		1:13.014	112.6	26.638	109.1	2:27.913	
4	47.172		1:12.785	112.8	26.608	108.2	2:26.565		8								

40	Steven Chaplin (F)								Lola T332							
lap	Sect-1	Speed	Sect-2	Speed	Sect-3	Speed	Laptime	Pit	lap	Sect-1	Speed	Sect-2	Speed	Sect-3	Speed	Laptime	Pit
1		153.2	1:03.827	144.9	23.799	141.1	2:09.502		5	39.131	158.3	1:02.811	149.5	23.854	138.2	2:05.796	
2	38.312	160.2	1:02.443	147.8	23.753	140.2	2:04.508		6	38.613	157.5	1:02.282	150.1	23.396	142.7	2:04.291	
3	38.658	160.2	1:03.341	149.5	23.643	140.2	2:05.642		7	38.228	158.3	1:02.135	149.8	23.477	138.7	2:03.840	
4	39.110	158.3	1:02.949	147.8	23.896	139.6	2:05.955		8	38.791	158.3	1:02.335	150.5	23.400	140.5	2:04.526	

44	James Hadfield (F)								Trojan T101							
lap	Sect-1	Speed	Sect-2	Speed	Sect-3	Speed	Laptime	Pit	lap	Sect-1	Speed	Sect-2	Speed	Sect-3	Speed	Laptime	Pit
1		157.2	1:01.837	154.3	22.298	143.0	2:08.059		5	36.318	161.7	58.212	152.9	22.406	144.9	1:56.936	
2	37.351		59.353	145.6	22.499	145.5	1:59.203		6	36.223	161.7	59.061	150.8	22.615	143.0	1:57.899	
3	37.519		1:00.654	152.9	22.262	146.1	2:00.435		7	36.653	160.5	58.627	149.8	22.615	140.8	1:57.895	
4	36.577	161.7	59.506	152.2	22.358	143.9	1:58.441		8	37.860	161.3	58.686	152.9	22.415	140.5	1:58.961	

49	Keith Norris (B)								Chevron B49							
lap	Sect-1	Speed	Sect-2	Speed	Sect-3	Speed	Laptime	Pit	lap	Sect-1	Speed	Sect-2	Speed	Sect-3	Speed	Laptime	Pit
1			1:05.880	126.6	25.061	120.2	2:15.787		5	42.916		1:06.166	125.9	24.868	118.1	2:13.950	
2	41.513		1:06.920	126.4	24.796	118.1	2:13.229		6	43.296		1:07.490	125.7	25.072	116.8	2:15.858	
3	41.645		1:06.800	125.4	24.903	119.8	2:13.348		7	43.388		1:06.893	125.4	25.093	117.0	2:15.374	
4	42.169		1:05.928	125.0	24.688	118.5	2:12.785		8								

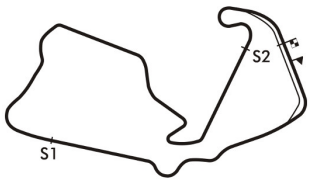

Session Start: 16:01:33 - Finish: 16:16:58
Weather/Track Conditions: Cloudy / Dry
Circuit: Silverstone Historic Grand Prix
Track Length: 5.857 Km - 3.6394 miles
Printed: 17-06-2018 - 16:21

MST
Results: www.mstworld.com. Live Timing: https://livetiming.getraceresults.com/mst. Email: timing@mstworld.com

Silverstone International Trophy - 16 - 17 Jun 2018

HSCC Derek Bell Trophy

Race 13 - Sector Analysis

55	David Shaw (INV)								March 721								
lap	Sect-1	Speed	Sect-2	Speed	Sect-3	Speed	Laptime	Pit	lap	Sect-1	Speed	Sect-2	Speed	Sect-3	Speed	Laptime	Pit
1		150.8	1:02.184	143.7	22.932	141.4	2:05.913		5	37.009	151.5	58.726	148.1	21.955	143.3	1:57.690	
2	38.223	150.1	1:00.138	146.5	22.425	143.0	2:00.786		6	37.007	153.6	58.698	147.5	22.020	142.4	1:57.725	
3	38.194	153.9	1:01.717	145.9	22.636	141.1	2:02.547		7	37.581	151.5	58.534	148.8	21.909	143.3	1:58.024	
4	37.386	152.2	59.379	147.2	22.102	142.0	1:58.867		8	37.533	150.5	58.471	147.8	22.216	142.7	1:58.220	

61	Steve Worrad (B)								Chevron B49-01 FA								
lap	Sect-1	Speed	Sect-2	Speed	Sect-3	Speed	Laptime	Pit	lap	Sect-1	Speed	Sect-2	Speed	Sect-3	Speed	Laptime	Pit
1							2:12.552		5							2:12.443	
2							2:12.327		6							2:09.810	
3							2:10.271		7							2:10.042	
4							2:13.098		8							2:09.865	

64	Michael Lyons (F)								Lola T400								
lap	Sect-1	Speed	Sect-2	Speed	Sect-3	Speed	Laptime	Pit	lap	Sect-1	Speed	Sect-2	Speed	Sect-3	Speed	Laptime	Pit
1		155.0	57.164	149.8	22.273	143.9	1:55.868		5	36.034	155.0	57.349	150.5	22.132	144.2	1:55.515	
2	35.939	154.6	57.203	150.8	22.137	143.6	1:55.279		6	35.836	156.1	57.299	150.8	22.195	144.5	1:55.330	
3	36.093	155.7	57.058	150.1	22.190	143.9	1:55.341		7	36.240	155.0	58.329	150.1	22.064	143.9	1:56.633	
4	36.499	156.1	57.183	150.8	22.339	143.9	1:56.021		8	36.438	154.6	57.480	150.8	22.176	144.9	1:56.094	

72	Stephen Weller (C)								March 722								
lap	Sect-1	Speed	Sect-2	Speed	Sect-3	Speed	Laptime	Pit	lap	Sect-1	Speed	Sect-2	Speed	Sect-3	Speed	Laptime	Pit
1		135.6	1:10.151	129.6	24.247	129.5	2:25.045		5	45.716	128.6	1:09.921	129.8	26.261	125.7	2:21.898	
2	42.076	135.6	1:08.693	128.6	24.116	129.2	2:14.885		6	44.028	135.3	1:09.542	128.8	25.805	127.0	2:19.375	
3	43.424	132.4	1:09.396	130.6	24.405	128.4	2:17.225		7	44.861	133.4	1:09.269	130.1	25.041	126.0	2:19.171	
4	42.783	133.2	1:07.734	131.6	25.786	126.5	2:16.303		8								

74	Judy Lyons (F)								Gurney Eagle								
lap	Sect-1	Speed	Sect-2	Speed	Sect-3	Speed	Laptime	Pit	lap	Sect-1	Speed	Sect-2	Speed	Sect-3	Speed	Laptime	Pit
1		112.2	1:25.261	100.8	30.473	97.1	2:56.977		4	57.487	111.3	1:28.116	89.2	32.363	90.6	2:57.966	
2	53.518	113.4	1:25.094	99.1	31.650	86.1	2:50.262		5	56.002	93.2	1:28.975	86.5	32.698	91.9	2:57.675	
3	55.493	97.0	1:31.333	97.7	32.559	88.4	2:59.385		6	58.150	108.4	1:29.260	95.5	31.892	92.9	2:59.302	

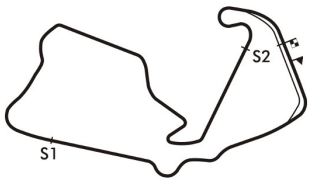

Session Start: 16:01:33 - Finish: 16:16:58
Weather/Track Conditions: Cloudy / Dry
Circuit: Silverstone Historic Grand Prix
Track Length: 5.857 Km - 3.6394 miles
Printed: 17-06-2018 - 16:21

Silverstone International Trophy - 16 - 17 Jun 2018

HSCC Derek Bell Trophy

Race 13 - Best Sector Times

	SECTOR 1			SECTOR 2			SECTOR 3		
	NO	TIME	LAP	NO	TIME	LAP	NO	TIME	LAP
1	64	35.836	6	64	57.058	3	55	21.909	7
2	44	36.223	6	44	58.212	5	64	22.064	7
3	55	37.007	6	55	58.471	8	44	22.262	3
4	7	37.555	6	7	1:00.871	5	7	22.854	3
5	40	38.228	7	17	1:01.497	3	17	23.016	2
6	17	38.852	4	40	1:02.135	7	40	23.396	6
7	29	40.837	7	29	1:04.227	6	29	23.845	6
8	49	41.513	2	49	1:05.880	1	72	24.116	2
9	72	42.076	2	72	1:07.734	4	49	24.688	4
10	35	46.347	2	35	1:12.785	4	35	26.326	1
11	32	51.206	4	32	1:21.642	6	32	28.854	6
12	74	53.518	2	74	1:25.094	2	74	30.473	1
13	5			5			5		
14	61			61			61		

IDEAL / BEST LAP COMPARISON

NO	NAME	BEST	IN	IDEAL	DIFF
64	Michael Lyons	1:55.279	2	1:54.958	+0.321
44	James Hadfield	1:56.936	5	1:56.697	+0.239
55	David Shaw	1:57.690	5	1:57.387	+0.303
7	Neil Glover	2:01.512	5	2:01.280	+0.232
40	Steven Chaplin	2:03.840	7	2:03.759	+0.081
17	Michael Bletsoe-Brov	2:03.863	6	2:03.365	+0.498
29	Frank Lyons	2:09.299	6	2:08.909	+0.390
61	Steve Worrad	2:09.810	6		+
49	Keith Norris	2:12.785	4	2:12.081	+0.704
72	Stephen Weller	2:14.885	2	2:13.926	+0.959
35	Michael Conway	2:26.066	3	2:25.458	+0.608
32	Adam Simmonds	2:42.776	6	2:41.702	+1.074
74	Judy Lyons	2:50.262	2	2:49.085	+1.177
5	Chris Atkinson				+

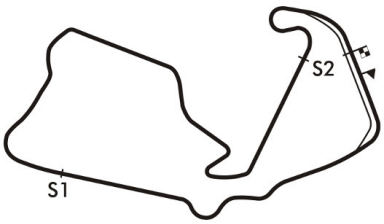

Session Start: 16:01:33 - Finish: 16:16:58
Weather/Track Conditions: Cloudy / Dry
Circuit: Silverstone Historic Grand Prix
Track Length: 5.857 Km - 3.6394 miles

Printed: 17-06-2018 - 16:22

Silverstone International Trophy - 16 - 17 Jun 2018

HSCC Derek Bell Trophy

Race 13 - Best Sector Speeds

	NO	SECTOR 1	MPH	NO	SECTOR 2	MPH	NO	SECTOR 3	MPH
1	7	Neil Glover	161.7	44	James Hadfield	154.3	44	James Hadfield	146.1
2	44	James Hadfield	161.7	7	Neil Glover	151.5	7	Neil Glover	145.8
3	40	Steven Chaplin	160.2	64	Michael Lyons	150.8	64	Michael Lyons	144.9
4	64	Michael Lyons	156.1	40	Steven Chaplin	150.5	55	David Shaw	143.3
5	55	David Shaw	153.9	55	David Shaw	148.8	40	Steven Chaplin	142.7
6	17	Michael Bletsoe-Brown	143.1	17	Michael Bletsoe-Brown	138.4	17	Michael Bletsoe-Brown	133.1
7	29	Frank Lyons	138.1	29	Frank Lyons	132.4	29	Frank Lyons	131.0
8	72	Stephen Weller	135.6	72	Stephen Weller	131.6	72	Stephen Weller	129.5
9	32	Adam Simmonds	123.4	49	Keith Norris	126.6	49	Keith Norris	120.2
10	74	Judy Lyons	113.4	35	Michael Conway	113.4	35	Michael Conway	109.6
11	5	Chris Atkinson	0.0	32	Adam Simmonds	109.3	32	Adam Simmonds	108.5
12	35	Michael Conway	0.0	74	Judy Lyons	100.8	74	Judy Lyons	97.1
13	49	Keith Norris	0.0	5	Chris Atkinson	0.0	5	Chris Atkinson	0.0
14	61	Steve Worrad	0.0	61	Steve Worrad	0.0	61	Steve Worrad	0.0

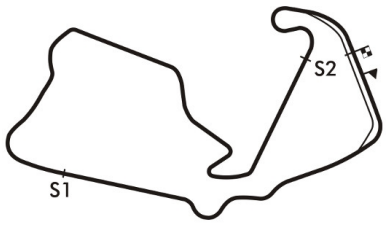

Session Start: 16:01:33 - Finish: 16:16:58
Weather/Track Conditions: Cloudy / Dry
Circuit: Silverstone Historic Grand Prix
Track Length: 5.857 Km - 3.6394 miles

Printed: 17-06-2018 - 16:22

Silverstone International Trophy - 16 - 17 Jun 2018

HSCC Derek Bell Trophy

Race 13 - Lap Chart

Lap 1			Lap 2			Lap 3			Lap 4			Lap 5			Lap 6		
NO	Behind	Laptime	NO	Behind	Laptime	NO	Behind	Laptime	NO	Behind	Laptime	NO	Behind	Laptime	NO	Behind	Laptime
64		1:55.868	64		1:55.279	64		1:55.341	64		1:56.021	64		1:55.515	64		1:55.330
7	7.636	2:03.504	7	15.081	2:02.724	74	1 LAP	2:50.262	44	23.629	1:58.441	35	1 LAP	2:26.565	72	1 LAP	2:21.898
55	10.045	2:05.913	55	15.552	2:00.786	44	21.209	2:00.435	55	25.604	1:58.867	44	25.050	1:56.936	74	2 LAPS	2:57.966
17	10.777	2:06.645	44	16.115	1:59.203	55	22.758	2:02.547	7	29.438	2:01.863	55	27.779	1:57.690	44	27.619	1:57.899
44	12.191	2:08.059	17	19.962	2:04.464	7	23.596	2:03.856	17	37.394	2:04.880	7	35.435	2:01.512	55	30.174	1:57.725
40	13.634	2:09.502	40	22.863	2:04.508	17	28.535	2:03.914	32	1 LAP	2:45.687	17	46.365	2:04.486	7	42.355	2:02.250
61	16.684	2:12.552	61	33.732	2:12.327	40	33.164	2:05.642	40	43.098	2:05.955	40	53.379	2:05.796	35	1 LAP	2:28.876
29	17.388	2:13.256	29	34.206	2:12.097	61	48.662	2:10.271	74	1 LAP	2:59.385	29	1:22.137	2:12.832	17	54.898	2:03.863
49	19.919	2:15.787	49	37.869	2:13.229	29	49.615	2:10.750	29	1:04.820	2:11.226	61	1:22.667	2:12.443	40	1:02.340	2:04.291
72	29.177	2:25.045	72	48.783	2:14.885	49	55.876	2:13.348	61	1:05.739	2:13.098	32	1 LAP	2:43.358	29	1:36.106	2:09.299
35	34.249	2:30.117	35	1:05.997	2:27.027	72	1:10.667	2:17.225	49	1:12.640	2:12.785	49	1:31.075	2:13.950	61	1:37.147	2:09.810
32	54.646	2:50.514	32	1:44.480	2:45.113	35	1:36.722	2:26.066	72	1:30.949	2:16.303				49	1:51.603	2:15.858
74	1:01.109	2:56.977															

Session Start: 16:01:33 - Finish: 16:16:58
Weather/Track Conditions: Cloudy / Dry
Circuit: Silverstone Historic Grand Prix
Track Length: 5.857 Km - 3.6394 miles
Printed: 17-06-2018 - 16:22

MST
Results: www.mstworld.com. Live Timing: https://livetiming.getraceresults.com/mst. Email: timing@mstworld.com

Silverstone International Trophy - 16 - 17 Jun 2018

HSCC Derek Bell Trophy

Race 13 - Lap Chart

Lap 7			Lap 8		
NO	Behind	Laptime	NO	Behind	Laptime
64		1:56.633	64		1:56.094
32	2 LAPS	2:43.351	49	1 LAP	2:15.374
72	1 LAP	2:19.375	44	31.748	1:58.961
44	28.881	1:57.895	55	33.691	1:58.220
55	31.565	1:58.024	72	1 LAP	2:19.171
7	47.862	2:02.140	7	54.559	2:02.791
17	1:02.798	2:04.533	32	2 LAPS	2:42.776
40	1:09.547	2:03.840	17	1:10.733	2:04.029
74	2 LAPS	2:57.675	40	1:17.979	2:04.526
35	1 LAP	2:28.916	35	1 LAP	2:27.913
29	1:49.439	2:09.966	29	2:03.177	2:09.832
61	1:50.556	2:10.042	61	2:04.327	2:09.865
			74	2 LAPS	2:59.302

Session Start: 16:01:33 - Finish: 16:16:58
Weather/Track Conditions: Cloudy / Dry
Circuit: Silverstone Historic Grand Prix
Track Length: 5.857 Km - 3.6394 miles
Printed: 17-06-2018 - 16:22

Silverstone International Trophy - 16 - 17 Jun 2018

HSCC Classic Formula 3 with URS Classic FF2000

Qualifying for Race 9 - Classification

Sheet No:

POS	NO	DRIVER/S	CLASS	CLASS POS	CAR MAKE / MODEL	TIME	ON	LAPS	GAP	DIFF	MPH
1	3	David Shaw	A	1	Ralt RT1	2:11.476	8	8			99.65
2	7	Richard Trott	A	2	Chevron B43	2:11.477	8	8	0.001	0.001	99.65
3	17	Keith White	A	3	Ralt RT1	2:12.400	8	8	0.924	0.923	98.96
4	78	Andrew Smith	A	4	March 783	2:12.610	9	9	1.134	0.210	98.80
5	32	Anthony Hancock	A	5	Lola T670	2:12.708	8	8	1.232	0.098	98.73
6	30	Paul Dibden	A	6	Argo JM6	2:13.418	9	9	1.942	0.710	98.20
7	6	Ian Pearson	URA	1	Royale RP30	2:13.642	8	8	2.166	0.224	98.04
8	56	Ben Stiles	URA	2	Van Diemen RF82	2:14.715	8	9	3.239	1.073	97.26
9	9	Lee Cunningham	A	7	Dallara 381/382	2:15.750	8	9	4.274	1.035	96.51
10	58	Pat Gormley	A	8	Safir RJF3	2:16.871	9	9	5.395	1.121	95.72
11	12	Drew Cameron	URA	3	Van Diemen RF83	2:17.618	8	9	6.142	0.747	95.20
12	8	David Thorburn	A	9	Ralt RT3	2:18.149	8	8	6.673	0.531	94.84
13	75	Colin Wright	C	1	Reynard SF79	2:18.633	8	9	7.157	0.484	94.51
14	55	Jon Finch	A	10	Ralt RT1	2:19.494	5	5	8.018	0.861	93.92
15	82	Paul Smith	A	11	Ralt RT3	2:20.785	7	8	9.309	1.291	93.06
16	57	Christopher Levy	URA	4	Van Diemen RF83	2:21.075	7	8	9.599	0.290	92.87
17	47	Louis Hanjoul	A	12	Argo JM1	2:22.537	8	8	11.061	1.462	91.92
18	29	Jonathan Price	A	13	March 783	2:23.063	8	8	11.587	0.526	91.58
19	93	Rudolf Ernst	A	14	Ralt RT1	2:24.426	6	7	12.950	1.363	90.72
20	131	Stephen Pegram	A	15	Ralt RT1	2:24.971	8	8	13.495	0.545	90.37
21	16	Richard Cooke	URA	5	Van Diemen RF82	2:25.159	8	8	13.683	0.188	90.26
22	117	Chris Lord	URA	6	Van Diemen RF82	2:25.388	8	8	13.912	0.229	90.12
23	144	Andrew Lancaster	URA	7	Pilbeam MP52	2:26.647	8	8	15.171	1.259	89.34
24	77	Erik Pagano	URA	8	Van Diemen RF82	2:26.798	6	8	15.322	0.151	89.25
25	149	Amnon Needham	URA	9	Van Diemen RF82	2:28.582	6	8	17.106	1.784	88.18
26	98	Rodney Toft	URA	10	Van Diemen RF82	2:31.157	8	8	19.681	2.575	86.68
27	50	Andy Langridge	A	16	March 803	2:32.841	8	8	21.365	1.684	85.72
28	49	Glyn Davies	URA	11	Van Diemen RF82	2:33.135	8	8	21.659	0.294	85.56
29	4	David Pickering	A	17	Argo JM6	2:37.607	7	7	26.131	4.472	83.13
30	35	John Conway	URA	12	Van Diemen RF82	2:38.278	7	7	26.802	0.671	82.78
31	34	Peter Finnigan	URA	13	Van Diemen RF82	2:38.448	7	7	26.972	0.170	82.69
32	31	Daniel Clayfield	URB	1	Delta T80	2:44.229	7	7	32.753	5.781	79.78
33	44	Robert Pearson	URA	14	Royale RP30						

Car32 requires a working transponder - Regulation Q12.2.1 refers.
Car 32 requires legible competition numbers - Regulations Q11.2 & J4 refer.

Session Start: 09:37:41 - Finish: 09:57:43
Weather/Track Conditions: Cloudy / Drying
Circuit: Silverstone Historic Grand Prix
Track Length: 5.857 Km - 3.6394 miles

These results are provisional until the conclusion of any judicial and technical matters.

Clerk of the Course:	Timekeeper:	Issued at:
Julian Floyd		

MST

Printed: 17-06-2018 - 10:00

Silverstone International Trophy - 16 - 17 Jun 2018

HSCC Classic Formula 3 with URS Classic FF2000

Qualifying for Race 9 - Sector Analysis

3	David Shaw (A)								Ralt RT1								
lap	Sect-1	Speed	Sect-2	Speed	Sect-3	Speed	Laptime	Pit	lap	Sect-1	Speed	Sect-2	Speed	Sect-3	Speed	Laptime	Pit
1	52.614	116.7	1:22.434	97.1	30.766	107.6	2:45.814		5	43.991	127.3	1:08.435	122.0	25.337	120.0	2:17.763	
2	50.534	125.2	1:17.032	109.8	28.027	117.2	2:35.593		6	41.972	128.8	1:06.313	123.4	25.020	120.9	2:13.305	
3	47.895	125.9	1:13.228	120.9	26.526	118.9	2:27.649		7	42.262	128.8	1:08.163	115.3	26.346	120.5	2:16.771	
4	44.448	126.6	1:10.428	121.4	27.353	118.7	2:22.229		8	41.476	129.1	1:05.126	123.8	24.874	121.1	2:11.476	

4	David Pickering (A)								Argo JM6								
lap	Sect-1	Speed	Sect-2	Speed	Sect-3	Speed	Laptime	Pit	lap	Sect-1	Speed	Sect-2	Speed	Sect-3	Speed	Laptime	Pit
1	59.459	76.5	1:35.568	87.6	33.963	94.2	3:08.990		5	54.962	94.1	1:28.661	100.8	31.147	94.6	2:54.770	
2	56.729	98.3	1:31.060	96.3	32.484	93.0	3:00.273		6	51.855	101.5	1:21.989	111.3	29.446	104.1	2:43.290	
3	52.860	116.7	1:26.036	106.0	31.538	100.6	2:50.434		7	48.498	120.9	1:19.905	113.6	29.204	107.3	2:37.607	
4	51.628	116.9	1:27.295	105.4	31.483	97.7	2:50.406		8								

6	Ian Pearson (URA)								Royale RP30								
lap	Sect-1	Speed	Sect-2	Speed	Sect-3	Speed	Laptime	Pit	lap	Sect-1	Speed	Sect-2	Speed	Sect-3	Speed	Laptime	Pit
1	54.704	111.1	1:22.645	106.2	28.266	110.7	2:45.615		5	43.449	121.4	1:10.705	116.1	25.101	113.6	2:19.255	
2	49.134	117.3	1:25.835	114.1	29.188	111.8	2:44.157		6	43.167	120.5	1:06.758	114.9	24.764	114.2	2:14.689	
3	48.173	118.8	1:18.653	114.1	26.619	113.0	2:33.445		7	42.607	120.9	1:06.765	116.3	25.437	113.8	2:14.809	
4	45.157	119.4	1:10.440	114.9	25.433	113.8	2:21.030		8	42.246	120.5	1:06.487	116.1	24.909	113.0	2:13.642	

7	Richard Trott (A)								Chevron B43								
lap	Sect-1	Speed	Sect-2	Speed	Sect-3	Speed	Laptime	Pit	lap	Sect-1	Speed	Sect-2	Speed	Sect-3	Speed	Laptime	Pit
1	57.574	99.3	1:24.037	98.1	30.576	106.2	2:52.187		5	43.581	128.8	1:10.088	121.1	26.027	118.1	2:19.696	
2	52.172	122.5	1:17.447	115.5	28.762	113.0	2:38.381		6	42.848		1:07.989	120.7	24.778	119.1	2:15.615	
3	47.252	125.9	1:14.175	118.4	26.328	117.9	2:27.755		7	42.645	126.6	1:07.328	122.9	24.611	118.3	2:14.584	
4	45.193		1:11.077	120.7	25.585	118.5	2:21.855		8	41.619	125.0	1:05.337	121.4	24.521	118.9	2:11.477	

8	David Thorburn (A)								Ralt RT3								
lap	Sect-1	Speed	Sect-2	Speed	Sect-3	Speed	Laptime	Pit	lap	Sect-1	Speed	Sect-2	Speed	Sect-3	Speed	Laptime	Pit
1	54.178	114.5	1:28.472	101.4	30.948	108.2	2:53.598		5	45.639	125.0	1:16.631	115.5	26.756	114.2	2:29.026	
2	52.488	119.4	1:22.735	103.1	29.686	111.1	2:44.909		6	45.562	122.0	1:14.774	116.1	26.713	114.2	2:27.049	
3	48.534	122.0	1:19.425	108.2	28.642	113.2	2:36.601		7	44.822	123.4	1:11.156	118.4	25.718	115.0	2:21.696	
4	47.746	122.7	1:16.804	116.5	27.731	113.2	2:32.281		8	43.909	123.4	1:08.857	117.7	25.383	115.2	2:18.149	

9	Lee Cunningham (A)								Dallara 381/382								
lap	Sect-1	Speed	Sect-2	Speed	Sect-3	Speed	Laptime	Pit	lap	Sect-1	Speed	Sect-2	Speed	Sect-3	Speed	Laptime	Pit
1	50.886	117.3	1:20.095	108.1	29.510	105.9	2:40.491		6	44.076	131.1	1:09.294	122.2	25.521	120.2	2:18.891	
2	49.007	126.1	1:17.176	113.0	28.314	110.2	2:34.497		7	43.014	131.3	1:08.700	122.5	25.695	120.0	2:17.409	
3	47.349	128.8	1:15.563	119.4	26.941	114.6	2:29.853		8	42.711	130.6	1:07.773	123.4	25.266	119.8	2:15.750	
4	46.311	129.8	1:15.287	121.4	26.361	117.0	2:27.959		9	42.666	114.5	1:08.184	123.1	24.915	119.6	2:15.765	
5	45.136	130.1	1:11.789	123.1	25.705	119.6	2:22.630		10								

12	Drew Cameron (URA)								Van Diemen RF83								
lap	Sect-1	Speed	Sect-2	Speed	Sect-3	Speed	Laptime	Pit	lap	Sect-1	Speed	Sect-2	Speed	Sect-3	Speed	Laptime	Pit
1	54.585	113.6	1:22.760	104.4	29.050	109.6	2:46.395		6	44.792		1:11.337	114.3	25.988	112.4	2:22.117	
2	47.562	117.1	1:17.695	112.0	28.118	110.3	2:33.375		7	47.015	118.6	1:08.990	114.3	25.556	113.0	2:21.561	
3	48.618	116.1	1:16.967	111.5	27.116	111.5	2:32.701		8	43.527	118.8	1:08.412	114.3	25.679	112.0	2:17.618	
4	46.690	117.1	1:14.120	113.2	26.524	112.2	2:27.334		9	43.093		1:07.737	115.5	27.352	111.8	2:18.182	
5	44.977	117.9	1:11.671	113.4	26.074	112.0	2:22.722		10								

16	Richard Cooke (URA)								Van Diemen RF82								
lap	Sect-1	Speed	Sect-2	Speed	Sect-3	Speed	Laptime	Pit	lap	Sect-1	Speed	Sect-2	Speed	Sect-3	Speed	Laptime	Pit
1	56.238	104.9	1:31.117	91.2	32.856	105.6	3:00.211		5	48.902	115.7	1:16.415	109.5	28.381	108.2	2:33.698	
2	55.670	109.8	1:26.877	106.5	31.781	103.9	2:54.328		6	47.658	115.9	1:15.642	110.6	27.932	108.2	2:31.232	
3	52.703	110.6	1:22.060	106.7	29.403	106.9	2:44.166		7	46.680	117.1	1:13.520	110.7	27.463	108.2	2:27.663	
4	49.295	115.3	1:18.634	109.1	28.799	108.5	2:36.728		8	45.764	116.3	1:12.391	111.3	27.004	108.0	2:25.159	

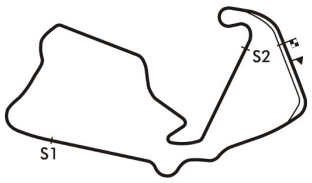

Session Start: 09:37:41 - Finish: 09:57:43
Weather/Track Conditions: Cloudy / Drying
Circuit: Silverstone Historic Grand Prix
Track Length: 5.857 Km - 3.6394 miles
Printed: 17-06-2018 - 10:01

MST

Silverstone International Trophy - 16 - 17 Jun 2018

HSCC Classic Formula 3 with URS Classic FF2000

Qualifying for Race 9 - Sector Analysis

17 Keith White (A) — Ralt RT1

lap	Sect-1	Speed	Sect-2	Speed	Sect-3	Speed	Laptime	Pit	lap	Sect-1	Speed	Sect-2	Speed	Sect-3	Speed	Laptime	Pit
1	54.147	101.2	1:25.105	104.4	30.140	106.9	2:49.392		5	43.232	125.9	1:11.054	118.8	25.296	116.0	2:19.582	
2	52.142	123.1	1:20.756	108.4	28.944	115.6	2:41.842		6	42.512	126.1	1:07.173	119.8	24.490	118.3	2:14.175	
3	45.729	124.3	1:15.239	110.9	27.566	116.4	2:28.534		7	41.830	126.9	1:06.584	120.3	25.671	117.0	2:14.085	
4	44.056	125.4	1:11.903	118.1	25.413	118.1	2:21.372		8	41.517	125.2	1:06.171	119.2	24.712	115.6	2:12.400	

29 Jonathan Price (A) — March 783

lap	Sect-1	Speed	Sect-2	Speed	Sect-3	Speed	Laptime	Pit	lap	Sect-1	Speed	Sect-2	Speed	Sect-3	Speed	Laptime	Pit
1	54.071	96.7	1:30.397	99.7	29.095	105.6	2:53.563		5	46.869	120.7	1:19.137	115.3	27.876	111.1	2:33.882	
2	51.895	99.6	1:25.560	99.4	31.410	108.2	2:48.865		6	46.416	122.9	1:14.429	116.5	26.203	115.6	2:27.048	
3	50.210	114.9	1:21.604	112.6	27.318	115.0	2:39.132		7	45.830	122.9	1:12.263	115.7	26.344	113.4	2:24.437	
4	47.736	121.1	1:18.593	112.6	26.967	115.0	2:33.296		8	45.327	121.6	1:12.109	116.1	25.627	114.0	2:23.063	

30 Paul Dibden (A) — Argo JM6

lap	Sect-1	Speed	Sect-2	Speed	Sect-3	Speed	Laptime	Pit	lap	Sect-1	Speed	Sect-2	Speed	Sect-3	Speed	Laptime	Pit
1	55.139	114.5	1:22.795	105.8	28.263	109.1	2:46.197		6	43.912	127.6	1:09.699	120.1	27.398	116.4	2:21.009	
2	48.230	117.1	1:20.276	115.9	27.158	115.6	2:35.664		7	42.897	126.4	1:07.184	120.1	25.852	117.0	2:15.933	
3	46.646	123.4	1:15.918	116.9	26.458	116.6	2:29.022		8	42.257	126.6	1:07.752	120.5	25.174	116.2	2:15.183	
4	44.506	125.0	1:14.800	118.4	25.930	116.4	2:25.236		9	42.289	128.1	1:06.279	119.6	24.850	116.4	2:13.418	
5	43.560	125.9	1:10.990	120.5	25.578	116.8	2:20.128		10								

31 Daniel Clayfield (URB) — Delta T80

lap	Sect-1	Speed	Sect-2	Speed	Sect-3	Speed	Laptime	Pit	lap	Sect-1	Speed	Sect-2	Speed	Sect-3	Speed	Laptime	Pit
1	1:01.688	100.2	1:32.534	96.6	30.729	98.6	3:04.951		5	53.015	114.7	1:25.741	87.4	31.835	96.0	2:50.591	
2	54.560	111.7	1:26.276	105.8	30.393	98.5	2:51.229		6	53.904	115.7	1:23.459	96.1	29.795	99.6	2:47.158	
3	54.308	114.1	1:26.893	92.8	29.624	96.7	2:50.825		7	50.832	114.1	1:23.691	105.2	29.706	102.3	2:44.229	
4	53.874	115.7	1:31.145	98.1	30.139	98.2	2:55.158		8								

32 Anthony Hancock (A) — Lola T670

lap	Sect-1	Speed	Sect-2	Speed	Sect-3	Speed	Laptime	Pit	lap	Sect-1	Speed	Sect-2	Speed	Sect-3	Speed	Laptime	Pit
1							2:38.456		5							2:17.371	
2							2:29.038		6							2:16.318	
3							2:24.418		7							2:12.809	
4							2:19.212		8							2:12.708	

34 Peter Finnigan (URA) — Van Diemen RF82

lap	Sect-1	Speed	Sect-2	Speed	Sect-3	Speed	Laptime	Pit	lap	Sect-1	Speed	Sect-2	Speed	Sect-3	Speed	Laptime	Pit
1	55.521	87.6	1:36.585	92.3	33.028	94.0	3:05.134		5	50.091	113.2	1:21.937	98.4	30.217	105.7	2:42.245	
2	58.278	105.5	1:26.467	100.3	32.018	104.1	2:56.763		6	50.127	114.3	1:19.303	100.8	29.695	105.4	2:39.125	
3	53.263	100.9	1:25.903	101.1	30.959	105.7	2:50.125		7	49.253	114.3	1:19.853	106.2	29.342	105.7	2:38.448	
4	50.796	113.7	1:23.073	96.6	29.822	105.6	2:43.691		8								

35 John Conway (URA) — Van Diemen RF82

lap	Sect-1	Speed	Sect-2	Speed	Sect-3	Speed	Laptime	Pit	lap	Sect-1	Speed	Sect-2	Speed	Sect-3	Speed	Laptime	Pit
1	55.225	107.2	1:49.278	100.5	53.043	60.9	3:37.546		5	52.527		1:22.247	106.9	30.437	102.4	2:45.211	
2	1:12.810	92.8	1:30.567	96.3	34.404	90.6	3:17.781		6	52.198		1:22.336	111.1	29.353	105.7	2:43.887	
3	56.087		1:33.039	102.9	31.197	95.5	3:00.323		7	49.427		1:19.503	109.7	29.348	101.8	2:38.278	
4	53.445		1:28.220	103.1	30.857	100.7	2:52.522		8								

44 Robert Pearson (URA) — Royale RP30

lap	Sect-1	Speed	Sect-2	Speed	Sect-3	Speed	Laptime	Pit	lap	Sect-1	Speed	Sect-2	Speed	Sect-3	Speed	Laptime	Pit

47 Louis Hanjoul (A) — Argo JM1

lap	Sect-1	Speed	Sect-2	Speed	Sect-3	Speed	Laptime	Pit	lap	Sect-1	Speed	Sect-2	Speed	Sect-3	Speed	Laptime	Pit
1	54.421	110.6	1:32.369	100.3	31.786	97.4	2:58.576		5	48.706	122.2	1:17.462	115.9	27.381	112.6	2:33.549	
2	54.005	115.7	1:24.340	108.8	30.478	101.5	2:48.823		6	46.399	125.2	1:15.223	119.6	26.625	115.4	2:28.247	
3	54.004	117.7	1:23.468	100.8	29.920	100.1	2:47.392		7	45.087	125.4	1:13.540	118.1	26.239	117.2	2:24.866	
4	49.121	120.1	1:18.904	107.0	27.971	107.5	2:35.996		8	45.644	125.0	1:11.484	118.4	25.409	117.4	2:22.537	

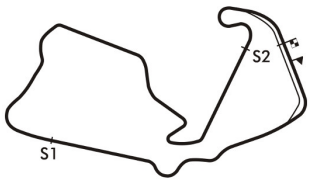

Session Start: 09:37:41 - Finish: 09:57:43
Weather/Track Conditions: Cloudy / Drying
Circuit: Silverstone Historic Grand Prix
Track Length: 5.857 Km - 3.6394 miles
Printed: 17-06-2018 - 10:01

MST

Silverstone International Trophy - 16 - 17 Jun 2018

HSCC Classic Formula 3 with URS Classic FF2000

Qualifying for Race 9 - Sector Analysis

49 Glyn Davies (URA) — Van Diemen RF82

lap	Sect-1	Speed	Sect-2	Speed	Sect-3	Speed	Laptime	Pit
1	56.369	109.1	1:26.508	99.4	30.836	102.8	2:53.713	
2	51.566	111.1	1:27.148	102.8	30.138	106.1	2:48.852	
3	51.008	113.9	1:24.387	108.1	29.680	104.2	2:45.075	
4	50.698	111.1	1:22.763	102.0	29.703	105.6	2:43.164	
5	50.533	112.0	1:20.067	108.4	29.214	108.5	2:39.814	
6	49.739	115.5	1:18.718	104.2	28.666	105.9	2:37.123	
7	48.349	115.9	1:16.753	107.5	28.274	107.3	2:33.376	
8	47.900	113.6	1:16.954	110.7	28.281	107.5	2:33.135	

50 Andy Langridge (A) — March 803

lap	Sect-1	Speed	Sect-2	Speed	Sect-3	Speed	Laptime	Pit
1	58.298	104.7	1:33.501	99.1	32.706	93.3	3:04.505	
2	56.640	92.4	1:30.297	104.0	32.508	94.2	2:59.445	
3	53.275	121.4	1:23.914	102.6	30.247	105.6	2:47.436	
4	51.033	121.4	1:22.375	112.8	29.064	108.0	2:42.472	
5	50.956	119.8	1:20.889	115.7	28.281	109.1	2:40.126	
6	48.680	123.4	1:18.972	102.8	27.719	110.0	2:35.371	
7	47.661	124.0	1:17.500	118.1	28.363	105.4	2:33.524	
8	47.698	123.4	1:16.830	117.1	28.313	113.0	2:32.841	

55 Jon Finch (A) — Ralt RT1

lap	Sect-1	Speed	Sect-2	Speed	Sect-3	Speed	Laptime	Pit
1	53.910	116.3	1:22.526	110.6	29.289	105.4	2:45.725	
2	48.701	123.4	1:26.210	113.0	28.545	108.2	2:43.456	
3	49.105	109.1	1:19.208	115.7	28.345	112.2	2:36.658	
4	8:05.762	120.7	1:13.671	108.9	26.177	117.4	9:45.610	P
5	44.344	124.5	1:09.300	112.2	25.850	118.3	2:19.494	
6								

56 Ben Stiles (URA) — Van Diemen RF82

lap	Sect-1	Speed	Sect-2	Speed	Sect-3	Speed	Laptime	Pit
1	51.180	117.1	1:21.963	113.7	28.989	103.4	2:42.132	
2	48.923	117.9	1:20.158	114.3	27.286	113.2	2:36.367	
3	46.283	118.1	1:13.134	114.3	26.499	114.2	2:25.916	
4	44.740	120.7	1:11.635	116.7	25.748	114.0	2:22.123	
5	43.903	119.6	1:09.966	115.1	26.013	113.2	2:19.882	
6	43.682	120.5	1:09.648	115.1	26.815	114.8	2:20.145	
7	43.493	121.4	1:07.711	115.1	25.404	114.6	2:16.608	
8	42.522	120.9	1:07.079	115.7	25.114	114.2	2:14.715	
9	42.733	121.8	1:07.961	115.7	25.206	114.0	2:15.900	
10								

57 Christopher Levy (URA) — Van Diemen RF83

lap	Sect-1	Speed	Sect-2	Speed	Sect-3	Speed	Laptime	Pit
1	54.262	112.6	1:26.440	108.1	29.071	109.1	2:49.773	
2	50.546	115.7	1:23.503	108.9	28.560	111.1	2:42.609	
3	49.219	116.9	1:19.726	110.2	28.073	112.0	2:37.018	
4	48.707	117.3	1:15.367	112.0	28.097	111.3	2:32.171	
5	47.132	118.4	1:15.127	111.8	26.850	111.7	2:29.109	
6	46.333	118.1	1:11.374	112.2	26.108	112.0	2:23.815	
7	45.218	118.8	1:10.129	114.3	25.728	112.2	2:21.075	
8	44.328	118.6	1:11.177	113.7	25.721	111.7	2:21.226	

58 Pat Gormley (A) — Safir RJF3

lap	Sect-1	Speed	Sect-2	Speed	Sect-3	Speed	Laptime	Pit
1	50.626	119.6	1:19.643	111.5	27.732	112.6	2:38.001	
2	47.969	122.9	1:15.208	117.5	26.197	115.4	2:29.374	
3	45.855	125.4	1:13.989	119.2	25.815	117.2	2:25.659	
4	45.614	125.9	1:13.985	118.4	25.884	117.4	2:25.483	
5	44.916	126.6	1:12.426	118.4	25.600	116.4	2:22.942	
6	44.321	126.6	1:10.777	119.8	25.061	118.5	2:20.159	
7	44.096	125.7	1:08.861	120.5	24.651	118.1	2:17.608	
8	44.510	123.8	1:08.569	120.7	24.519	118.9	2:17.598	
9	43.281	126.4	1:08.884	120.7	24.706	117.0	2:16.871	
10								

75 Colin Wright (C) — Reynard SF79

lap	Sect-1	Speed	Sect-2	Speed	Sect-3	Speed	Laptime	Pit
1	52.759	112.4	1:21.096	110.4	30.888	105.6	2:44.743	
2	50.075	111.7	1:18.588	112.0	28.393	107.1	2:37.056	
3	47.651	117.9	1:15.397	113.9	27.300	111.5	2:30.348	
4	46.053	119.8	1:16.449	110.7	27.486	109.8	2:29.988	
5	44.902	119.6	1:12.116	114.3	26.473	112.6	2:23.491	
6	44.487	120.3	1:11.430	113.9	26.051	112.8	2:21.968	
7	44.163	120.3	1:09.206	114.9	26.298	113.2	2:19.667	
8	43.259	119.6	1:09.568	114.3	25.806	112.0	2:18.633	
9	43.264	119.8	1:09.027	115.1	28.534	110.2	2:20.825	
10								

77 Erik Pagano (URA) — Van Diemen RF82

lap	Sect-1	Speed	Sect-2	Speed	Sect-3	Speed	Laptime	Pit
1	53.608	104.7	1:23.051	107.5	28.120	106.4	2:44.779	
2	52.598	114.3	1:20.300	110.7	29.212	107.6	2:42.110	
3	48.675	115.7	1:19.827	111.5	28.844	105.7	2:37.346	
4	47.269	115.3	1:20.844	106.2	27.146	109.2	2:35.259	
5	46.461	114.9	1:13.142	110.2	27.532	108.9	2:27.135	
6	45.834	115.3	1:13.741	109.5	27.223	107.8	2:26.798	
7	47.645	114.1	1:13.436	109.8	27.191	106.9	2:28.272	
8	1:01.270	81.9	1:43.802	67.0			3:29.492	

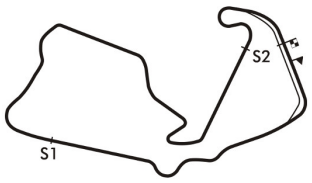

Session Start: 09:37:41 - Finish: 09:57:43
Weather/Track Conditions: Cloudy / Drying
Circuit: Silverstone Historic Grand Prix
Track Length: 5.857 Km - 3.6394 miles
Printed: 17-06-2018 - 10:01

MST

Silverstone International Trophy - 16 - 17 Jun 2018

HSCC Classic Formula 3 with URS Classic FF2000

Qualifying for Race 9 - Sector Analysis

78	Andrew Smith (A)								March 783								
lap	Sect-1	Speed	Sect-2	Speed	Sect-3	Speed	Laptime	Pit	lap	Sect-1	Speed	Sect-2	Speed	Sect-3	Speed	Laptime	Pit
1	50.793	107.7	1:27.431	108.6	27.866	113.4	2:46.090		6	43.373	126.9	1:10.043	115.3	25.435	118.1	2:18.851	
2	51.129	122.9	1:17.069	108.4	26.793	116.2	2:34.991		7	42.361	128.1	1:09.927	121.1	24.899	118.7	2:17.187	
3	45.738	124.3	1:15.321	114.5	26.675	115.8	2:27.734		8	41.946	127.3	1:06.925	119.8	24.689	118.5	2:13.560	
4	45.285	126.1	1:11.134	119.6	26.098	117.2	2:22.517		9	41.666	128.6	1:05.962	122.2	24.982	118.1	2:12.610	
5	44.660	125.7	1:09.181	120.7	25.439	117.4	2:19.280		10								

82	Paul Smith (A)								Ralt RT3								
lap	Sect-1	Speed	Sect-2	Speed	Sect-3	Speed	Laptime	Pit	lap	Sect-1	Speed	Sect-2	Speed	Sect-3	Speed	Laptime	Pit
1	52.734	122.5	1:22.615	115.1	29.135	113.6	2:44.484		5	49.919	101.8	1:20.944	100.3	In		2:47.332	P
2	50.321	124.3	1:18.027	107.2	27.825	113.6	2:36.173		6	Out	122.7	1:11.395	119.4	26.102	117.9	3:32.234	P
3	46.244	125.7	1:14.767	116.1	27.322	118.1	2:28.333		7	43.642	127.1	1:10.671	120.3	26.472	117.2	2:20.785	
4	45.839	126.4	1:12.903	117.1	27.489	109.8	2:26.231		8	49.260	104.7	1:23.363	92.2	In		2:50.173	P

93	Rudolf Ernst (A)								Ralt RT1								
lap	Sect-1	Speed	Sect-2	Speed	Sect-3	Speed	Laptime	Pit	lap	Sect-1	Speed	Sect-2	Speed	Sect-3	Speed	Laptime	Pit
1	54.223	113.4	1:28.287	110.4	31.157	102.6	2:53.667		5	46.349	126.6	1:16.927	115.5	26.914	114.6	2:30.190	
2	49.577	124.0	1:18.850	113.7	29.116	108.9	2:37.543		6	45.702	126.1	1:12.439	119.0	26.285	115.8	2:24.426	
3	50.412	122.9	1:19.862	114.7	28.603	109.8	2:38.877		7	51.914	88.5	1:31.014	84.9			2:58.392	
4	47.577	125.4	1:14.468	116.5	28.602	109.8	2:30.647		8								

98	Rodney Toft (URA)								Van Diemen RF82								
lap	Sect-1	Speed	Sect-2	Speed	Sect-3	Speed	Laptime	Pit	lap	Sect-1	Speed	Sect-2	Speed	Sect-3	Speed	Laptime	Pit
1	57.848	93.3	1:32.122	94.7	31.764	96.3	3:01.734		5	49.358	108.8	1:18.594	111.7	28.879	110.3	2:36.831	
2	54.322	109.3	1:27.641	103.1	30.541	104.6	2:52.504		6	48.193	117.9	1:17.570	110.9	27.780	110.2	2:33.543	
3	52.819	111.7	1:26.568	101.8	29.973	107.8	2:49.360		7	48.221	117.5	1:15.856	112.4	27.503	110.5	2:31.580	
4	50.472	114.9	1:21.962	109.8	28.271	110.5	2:40.705		8	47.247	117.7	1:16.892	111.8	27.018	110.9	2:31.157	

117	Chris Lord (URA)								Van Diemen RF82								
lap	Sect-1	Speed	Sect-2	Speed	Sect-3	Speed	Laptime	Pit	lap	Sect-1	Speed	Sect-2	Speed	Sect-3	Speed	Laptime	Pit
1	53.377	106.7	1:21.638		29.680	107.8	2:44.695		5	46.562	117.3	1:15.002	112.6	26.688	111.1	2:28.252	
2	49.431	115.9	1:19.831	110.2	28.692	108.7	2:37.954		6	46.285	118.6	1:12.302	113.0	26.991	107.5	2:25.578	
3	48.541	115.9	1:18.581		27.784	110.2	2:34.906		7	46.500	118.1	1:14.905	113.6	25.840	112.6	2:27.245	
4	47.329	118.6	1:18.480	109.8	26.849	111.1	2:32.658		8	46.814	117.5	1:12.792	113.2	25.782	111.5	2:25.388	

131	Stephen Pegram (A)								Ralt RT1								
lap	Sect-1	Speed	Sect-2	Speed	Sect-3	Speed	Laptime	Pit	lap	Sect-1	Speed	Sect-2	Speed	Sect-3	Speed	Laptime	Pit
1	53.992	109.8	1:29.376	85.2	30.620	99.2	2:53.988		5	49.011	114.7	1:17.368	113.9	26.784	111.8	2:33.163	
2	49.889	120.9	1:20.777	108.2	27.806	110.0	2:38.472		6	46.943	120.5	1:16.370	115.1	26.445	111.7	2:29.758	
3	50.266	110.9	1:20.533	111.7	28.035	111.5	2:38.834		7	47.116		1:12.998	111.5	27.289	112.2	2:27.403	
4	49.216	119.2	1:16.413	113.2	27.282	111.1	2:32.911		8	45.781	119.8	1:12.791	114.7	26.399	111.3	2:24.971	

144	Andrew Lancaster (URA)								Pilbeam MP52								
lap	Sect-1	Speed	Sect-2	Speed	Sect-3	Speed	Laptime	Pit	lap	Sect-1	Speed	Sect-2	Speed	Sect-3	Speed	Laptime	Pit
1	54.676	108.9	1:28.191	95.1	32.088	104.2	2:54.955		5	46.832	115.7	1:19.469	109.1	27.220	111.8	2:33.521	
2	51.701	114.1	1:22.936	110.9	29.418	101.0	2:44.055		6	44.302	117.9	1:19.468	86.6	28.522	105.6	2:32.292	
3	48.685	116.1	1:18.203	110.9	27.513	111.3	2:34.401		7	44.425		1:17.657	98.1	26.892	110.9	2:28.974	
4	47.987	115.3	1:15.969	110.9	26.317	112.2	2:30.273		8	47.237	113.7	1:13.876	100.9	25.534	111.8	2:26.647	

149	Amnon Needham (URA)								Van Diemen RF82								
lap	Sect-1	Speed	Sect-2	Speed	Sect-3	Speed	Laptime	Pit	lap	Sect-1	Speed	Sect-2	Speed	Sect-3	Speed	Laptime	Pit
1	54.348	112.0	1:27.336	106.7	29.234	103.7	2:50.918		5	48.889	113.9	1:16.271	110.7	27.694	108.5	2:32.854	
2	49.735	114.3	1:21.134	110.6	29.216	107.6	2:40.085		6	47.058	114.5	1:13.950	109.7	27.574	108.2	2:28.582	
3	49.427	112.6	1:19.291	108.8	28.770	107.8	2:37.488		7	48.730	115.3	1:13.332	110.2	27.628	107.5	2:29.690	
4	48.277	113.9	1:16.626	110.0	28.248	108.2	2:33.151		8	47.767	114.7	1:13.476	109.7	27.471	107.5	2:28.714	

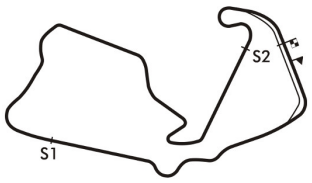

Session Start: 09:37:41 - Finish: 09:57:43
Weather/Track Conditions: Cloudy / Drying
Circuit: Silverstone Historic Grand Prix
Track Length: 5.857 Km - 3.6394 miles
Printed: 17-06-2018 - 10:01

Silverstone International Trophy - 16 - 17 Jun 2018

HSCC Classic Formula 3 with URS Classic FF2000

Qualifying for Race 9 - Best Sector Times

	SECTOR 1			SECTOR 2			SECTOR 3		
	NO	TIME	LAP	NO	TIME	LAP	NO	TIME	LAP
1	3	41.476	8	3	1:05.126	8	17	24.490	6
2	17	41.517	8	7	1:05.337	8	58	24.519	8
3	7	41.619	8	78	1:05.962	9	7	24.521	8
4	78	41.666	9	17	1:06.171	8	78	24.689	8
5	6	42.246	8	30	1:06.279	9	6	24.764	6
6	30	42.257	8	6	1:06.487	8	30	24.850	9
7	56	42.522	8	56	1:07.079	8	3	24.874	8
8	9	42.666	9	12	1:07.737	9	9	24.915	9
9	12	43.093	9	9	1:07.773	8	56	25.114	8
10	75	43.259	8	58	1:08.569	8	8	25.383	8
11	58	43.281	9	8	1:08.857	8	47	25.409	8
12	82	43.642	7	75	1:09.027	9	144	25.534	8
13	8	43.909	8	55	1:09.300	5	12	25.556	7
14	144	44.302	6	57	1:10.129	7	29	25.627	8
15	57	44.328	8	82	1:10.671	7	57	25.721	8
16	55	44.344	5	47	1:11.484	8	117	25.782	8
17	47	45.087	7	29	1:12.109	8	75	25.806	8
18	29	45.327	8	117	1:12.302	6	55	25.850	5
19	93	45.702	6	16	1:12.391	8	82	26.102	6
20	16	45.764	8	93	1:12.439	6	93	26.285	6
21	131	45.781	8	131	1:12.791	8	131	26.399	8
22	77	45.834	6	77	1:13.142	5	16	27.004	8
23	117	46.285	6	149	1:13.332	7	98	27.018	8
24	149	47.058	6	144	1:13.876	8	77	27.146	4
25	98	47.247	8	98	1:15.856	7	149	27.471	8
26	50	47.661	7	49	1:16.753	7	50	27.719	6
27	49	47.900	8	50	1:16.830	8	49	28.274	7
28	4	48.498	7	34	1:19.303	6	4	29.204	7
29	34	49.253	7	35	1:19.503	7	34	29.342	7
30	35	49.427	7	4	1:19.905	7	35	29.348	7
31	31	50.832	7	31	1:23.459	6	31	29.624	3
32	32			32			32		
33	44			44			44		

IDEAL / BEST LAP COMPARISON

NO	NAME	BEST	IN	IDEAL	DIFF
3	David Shaw	2:11.476	8	2:11.476	+0.000
7	Richard Trott	2:11.477	8	2:11.477	+0.000
17	Keith White	2:12.400	8	2:12.178	+0.222
78	Andrew Smith	2:12.610	9	2:12.317	+0.293
32	Anthony Hancock	2:12.708	8		+
30	Paul Dibden	2:13.418	9	2:13.386	+0.032
6	Ian Pearson	2:13.642	8	2:13.497	+0.145
56	Ben Stiles	2:14.715	8	2:14.715	+0.000
9	Lee Cunningham	2:15.750	8	2:15.354	+0.396
58	Pat Gormley	2:16.871	9	2:16.369	+0.502
12	Drew Cameron	2:17.618	8	2:16.386	+1.232
8	David Thorburn	2:18.149	8	2:18.149	+0.000
75	Colin Wright	2:18.633	8	2:18.092	+0.541
55	Jon Finch	2:19.494	5	2:19.494	+0.000
82	Paul Smith	2:20.785	7	2:20.415	+0.370
57	Christopher Levy	2:21.075	7	2:20.178	+0.897
47	Louis Hanjoul	2:22.537	8	2:21.980	+0.557
29	Jonathan Price	2:23.063	8	2:23.063	+0.000
93	Rudolf Ernst	2:24.426	6	2:24.426	+0.000
131	Stephen Pegram	2:24.971	8	2:24.971	+0.000
16	Richard Cooke	2:25.159	8	2:25.159	+0.000
117	Chris Lord	2:25.388	8	2:24.369	+1.019
144	Andrew Lancaster	2:26.647	8	2:23.712	+2.935
77	Erik Pagano	2:26.798	6	2:26.122	+0.676
149	Amnon Needham	2:28.582	6	2:27.861	+0.721
98	Rodney Toft	2:31.157	8	2:30.121	+1.036
50	Andy Langridge	2:32.841	8	2:32.210	+0.631
49	Glyn Davies	2:33.135	8	2:32.927	+0.208
4	David Pickering	2:37.607	7	2:37.607	+0.000
35	John Conway	2:38.278	7	2:38.278	+0.000
34	Peter Finnigan	2:38.448	7	2:37.898	+0.550
31	Daniel Clayfield	2:44.229	7	2:43.915	+0.314
44	Robert Pearson				+

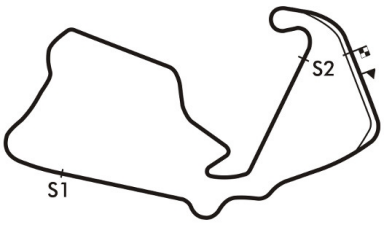

Session Start: 09:37:41 - Finish: 09:57:43
Weather/Track Conditions: Cloudy / Drying
Circuit: Silverstone Historic Grand Prix
Track Length: 5.857 Km - 3.6394 miles

Printed: 17-06-2018 - 10:01

Silverstone International Trophy - 16 - 17 Jun 2018

HSCC Classic Formula 3 with URS Classic FF2000

Qualifying for Race 9 - Best Sector Speeds

	NO	SECTOR 1	MPH	NO	SECTOR 2	MPH	NO	SECTOR 3	MPH
1	9	Lee Cunningham	131.3	3	David Shaw	123.8	3	David Shaw	121.1
2	3	David Shaw	129.1	9	Lee Cunningham	123.4	9	Lee Cunningham	120.2
3	7	Richard Trott	128.8	7	Richard Trott	122.9	7	Richard Trott	119.1
4	78	Andrew Smith	128.6	78	Andrew Smith	122.2	58	Pat Gormley	118.9
5	30	Paul Dibden	128.1	58	Pat Gormley	120.7	78	Andrew Smith	118.7
6	82	Paul Smith	127.1	30	Paul Dibden	120.5	17	Keith White	118.3
7	17	Keith White	126.9	17	Keith White	120.3	55	Jon Finch	118.3
8	58	Pat Gormley	126.6	82	Paul Smith	120.3	82	Paul Smith	118.1
9	93	Rudolf Ernst	126.6	47	Louis Hanjoul	119.6	47	Louis Hanjoul	117.4
10	47	Louis Hanjoul	125.4	93	Rudolf Ernst	119.0	30	Paul Dibden	117.0
11	8	David Thorburn	125.0	8	David Thorburn	118.4	93	Rudolf Ernst	115.8
12	55	Jon Finch	125.0	50	Andy Langridge	118.1	29	Jonathan Price	115.6
13	50	Andy Langridge	124.0	56	Ben Stiles	116.7	8	David Thorburn	115.2
14	29	Jonathan Price	122.9	29	Jonathan Price	116.5	56	Ben Stiles	114.8
15	56	Ben Stiles	121.8	6	Ian Pearson	116.3	6	Ian Pearson	114.2
16	6	Ian Pearson	121.4	55	Jon Finch	115.7	75	Colin Wright	113.2
17	4	David Pickering	120.9	12	Drew Cameron	115.5	12	Drew Cameron	113.0
18	131	Stephen Pegram	120.9	75	Colin Wright	115.1	50	Andy Langridge	113.0
19	75	Colin Wright	120.3	131	Stephen Pegram	115.1	117	Chris Lord	112.6
20	12	Drew Cameron	118.8	57	Christopher Levy	114.3	57	Christopher Levy	112.2
21	57	Christopher Levy	118.8	4	David Pickering	113.6	131	Stephen Pegram	112.2
22	117	Chris Lord	118.6	117	Chris Lord	113.6	144	Andrew Lancaster	112.2
23	98	Rodney Toft	117.9	98	Rodney Toft	112.4	98	Rodney Toft	110.9
24	144	Andrew Lancaster	117.9	77	Erik Pagano	111.5	77	Erik Pagano	109.2
25	16	Richard Cooke	117.1	16	Richard Cooke	111.3	16	Richard Cooke	108.5
26	49	Glyn Davies	115.9	35	John Conway	111.1	49	Glyn Davies	108.5
27	31	Daniel Clayfield	115.7	144	Andrew Lancaster	110.9	149	Amnon Needham	108.5
28	77	Erik Pagano	115.7	49	Glyn Davies	110.7	4	David Pickering	107.3
29	149	Amnon Needham	115.3	149	Amnon Needham	110.7	34	Peter Finnigan	105.7
30	34	Peter Finnigan	114.3	34	Peter Finnigan	106.2	35	John Conway	105.7
31	35	John Conway	107.2	31	Daniel Clayfield	105.8	31	Daniel Clayfield	102.3
32	32	Anthony Hancock	0.0	32	Anthony Hancock	0.0	44	Robert Pearson	99.2
33	44	Robert Pearson	0.0	44	Robert Pearson	0.0	32	Anthony Hancock	0.0

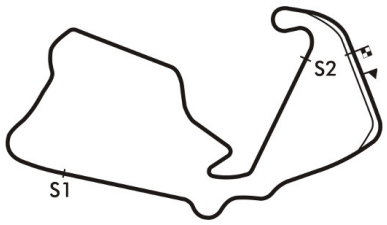

Session Start: 09:37:41 - Finish: 09:57:43
Weather/Track Conditions: Cloudy / Drying
Circuit: Silverstone Historic Grand Prix
Track Length: 5.857 Km - 3.6394 miles

Printed: 17-06-2018 - 10:02

Silverstone International Trophy - 16 - 17 Jun 2018

HSCC Classic Formula 3 with URS Classic FF2000

Race 9 - Starting Grid

Sheet No:

Start Time : 12:55 - Heat Duration : 20 Minutes

ROW							
16	32	31	Daniel Clayfield	31	34	Peter Finnigan	
15	30	35	John Conway	29	4	David Pickering	
14	28	49	Glyn Davies	27	50	Andy Langridge	
13	26	98	Rodney Toft	25	149	Amnon Needham	
12	24	77	Erik Pagano	23	144	Andrew Lancaster	
11	22	117	Chris Lord	21	16	Richard Cooke	
10	20	131	Stephen Pegram	19	93	Rudolf Ernst	
9	18	29	Jonathan Price	17	47	Louis Hanjoul	
8	16	57	Christopher Levy	15	82	Paul Smith	
7	14	55	Jon Finch	13	75	Colin Wright	
6	12	8	David Thorburn	11	12	Drew Cameron	
5	10	58	Pat Gormley	9	9	Lee Cunningham	
4	8	56	Ben Stiles	7	6	Ian Pearson	
3	6	30	Paul Dibden	5	32	Anthony Hancock	
2	4	78	Andrew Smith	3	17	Keith White	
1	2	7	Richard Trott	1	3	David Shaw	

Pole Left

Car 32 requires a working transponder - Regulation Q12.2.1 refers, and legible competition numbers - Regulations Q11.2 J4 refer..

Circuit: Silverstone Historic Grand Prix
Track Length: 5.857 Km - 3.6394 miles

These results are provisional until the conclusion of any judicial and technical matters.

Clerk of the Course:	Timekeeper:	Issued at:
Julian Floyd		

MST

Printed : 17-06-2018 - 10:07

Silverstone International Trophy - 16 - 17 Jun 2018

HSCC Classic Formula 3 with URS Classic FF2000

Race 9 - Classification

Sheet No:

POS	NO	DRIVER/S	CLASS	CLASS POS	CAR MAKE / MODEL	TIME	LAPS	GAP	DIFF	MPH	BEST	ON
1	32	Anthony Hancock	A	1	Lola T670	21:42.626	10	-- 10 laps		100.5	2:08.545	7
2	3	David Shaw	A	2	Ralt RT1	21:43.404	10	0.778	0.778	100.5	2:08.426	10
3	78	Andrew Smith	A	3	March 783	21:47.462	10	4.836	4.058	100.2	2:08.580	10
4	7	Richard Trott	A	4	Chevron B43	21:47.585	10	4.959	0.123	100.2	2:09.566	5
5	9	Lee Cunningham	A	5	Dallara 381/382	22:06.459	10	23.833	18.874	98.77	2:11.051	8
6	17	Keith White	A	6	Ralt RT1	22:06.819	10	24.193	0.360	98.74	2:10.915	5
7	58	Pat Gormley	A	7	Safir RJF3	22:09.352	10	26.726	2.533	98.56	2:10.733	8
8	30	Paul Dibden	A	8	Argo JM6	22:09.975	10	27.349	0.623	98.51	2:10.814	4
9	6	Ian Pearson	URA	1	Royale RP30	22:15.845	10	33.219	5.870	98.08	2:11.813	8
10	8	David Thorburn	A	9	Ralt RT3	22:26.856	10	44.230	11.011	97.28	2:12.945	6
11	56	Ben Stiles	URA	2	Van Diemen RF82	22:36.210	10	53.584	9.354	96.60	2:14.175	8
12	55	Jon Finch	A	10	Ralt RT1	22:43.430	10	1:00.804	7.220	96.09	2:14.009	5
13	131	Stephen Pegram	A	11	Ralt RT1	22:55.324	10	1:12.698	11.894	95.26	2:15.082	10
14	57	Christopher Levy	URA	3	Van Diemen RF83	23:03.376	10	1:20.750	8.052	94.70	2:16.405	7
15	75	Colin Wright	URB	1	Reynard SF79	23:03.881	10	1:21.255	0.505	94.67	2:16.198	6
16	144	Andrew Lancaster	URA	4	Pilbeam MP52	23:04.786	10	1:22.160	0.905	94.61	2:14.610	7
17	29	Jonathan Price	A	12	March 783	23:34.135	10	1:51.509	29.349	92.65	2:18.095	9
18	117	Chris Lord	URA	5	Van Diemen RF82	23:38.656	10	1:56.030	4.521	92.35	2:18.324	9
19	47	Louis Hanjoul	A	13	Argo JM1	23:47.652	10	2:05.026	8.996	91.77	2:18.687	9
20	149	Amnon Needham	URA	6	Van Diemen RF82	23:48.676	10	2:06.050	1.024	91.70	2:19.069	9
21	12	Drew Cameron	URA	7	Van Diemen RF83	24:07.905	10	2:25.279	19.229	90.48	2:15.804	3
22	16	Richard Cooke	URA	8	Van Diemen RF82	21:51.756	9	-- 9 laps --	1:11.679	89.89	2:23.828	8
23	50	Andy Langridge	A	14	March 803	22:01.680	9	9.924	9.924	89.21	2:21.884	9
24	98	Rodney Toft	URA	9	Van Diemen RF82	22:12.380	9	20.624	10.700	88.50	2:23.198	7
25	49	Glyn Davies	URA	10	Van Diemen RF82	22:36.359	9	44.603	23.979	86.93	2:27.853	4
26	31	Daniel Clayfield	URB	2	Delta T80	23:17.420	9	1:25.664	41.061	84.38	2:31.549	7
27	35	John Conway	URA	11	Van Diemen RF82	23:19.171	9	1:27.415	1.751	84.27	2:29.501	7
28	34	Peter Finnigan	URA	12	Van Diemen RF82	23:36.729	9	1:44.973	17.558	83.23	2:30.627	8
29	4	David Pickering	A	15	Argo JM6	23:51.834	9	2:00.078	15.105	82.35	2:33.335	6
		---------- NOT CLASSIFIED ----------										
DNF	82	Paul Smith	A		Ralt RT3	20:05.733	9	-- 9 laps --		97.79	2:11.645	3
DNF	77	Erik Pagano	URA		Van Diemen RF82	2:28.997	1	-- 1 laps --	8.849	87.93	2:28.997	1
DNF	93	Rudolf Ernst	A		Ralt RT1	2:33.161	1	4.164	4.164	85.54	2:33.161	1

---------- FASTEST LAP SUMMARY ----------

NO	DRIVER/S	CLASS	CAR MAKE / MODEL	FASTEST LAP	ON	MPH
3	David Shaw	A	Ralt RT1	2:08.426	10	102.02
6	Ian Pearson	URA	Royale RP30	2:11.813	8	99.40
75	Colin Wright	URB	Reynard SF79	2:16.198	6	96.20

Session Start: 13:10:27 - Finish: 13:32:10
Weather/Track Conditions: Cloudy / Dry
Circuit: Silverstone Historic Grand Prix
Track Length: 5.857 Km - 3.6394 miles

These results are provisional until the conclusion of any judicial and technical matters.

Clerk of the Course:	Timekeeper:	Issued at:
Julian Floyd		

Silverstone International Trophy - 16 - 17 Jun 2018

HSCC Classic Formula 3 with URS Classic FF2000

Race 9 - Sector Analysis

3	David Shaw (A)								Ralt RT1								
lap	Sect-1	Speed	Sect-2	Speed	Sect-3	Speed	Laptime	Pit	lap	Sect-1	Speed	Sect-2	Speed	Sect-3	Speed	Laptime	Pit
1		125.2	1:05.983	121.4	24.825	119.1	2:15.682		6	41.599	129.3	1:03.754	123.6	24.602	119.8	2:09.955	
2	41.479	127.8	1:05.011	123.1	24.871	118.9	2:11.361		7	40.707	129.6	1:04.011	124.5	24.489	118.7	2:09.207	
3	41.552	128.3	1:04.765	123.8	24.607	119.6	2:10.924		8	41.271	129.3	1:03.549	124.0	24.070	120.7	2:08.890	
4	41.133	128.8	1:04.513	123.1	24.710	120.7	2:10.356		9	41.062	128.3	1:03.499	123.6	24.100	120.9	2:08.661	
5	40.966	129.1	1:04.652	122.5	24.324	121.3	2:09.942		10	41.020	128.6	1:03.574	124.0	23.832	121.6	2:08.426	

4	David Pickering (A)								Argo JM6								
lap	Sect-1	Speed	Sect-2	Speed	Sect-3	Speed	Laptime	Pit	lap	Sect-1	Speed	Sect-2	Speed	Sect-3	Speed	Laptime	Pit
1		118.4	1:23.939	106.0	29.957	103.9	2:57.424		6	48.020	121.6	1:17.691	114.1	27.624	110.0	2:33.335	
2	51.072	117.3	1:20.334	109.3	30.600	106.2	2:42.006		7	47.652	121.8	1:19.067	113.6	28.380	104.7	2:35.099	
3	49.134	116.7	1:20.121	111.5	29.262	108.5	2:38.517		8	49.206	119.6	1:18.792	113.6	28.123	107.3	2:36.121	
4	48.344	115.5	1:20.609	111.5	29.215	105.4	2:38.168		9	49.414	122.2	1:17.106	116.3	27.597	109.4	2:34.117	
5	49.219	122.7	1:19.064	114.7	28.764	106.6	2:37.047		10								

6	Ian Pearson (URA)								Royale RP30								
lap	Sect-1	Speed	Sect-2	Speed	Sect-3	Speed	Laptime	Pit	lap	Sect-1	Speed	Sect-2	Speed	Sect-3	Speed	Laptime	Pit
1		121.8	1:08.248	114.5	25.487	115.0	2:19.655		6	42.260	123.8	1:06.759	115.9	24.866	114.0	2:13.885	
2	42.235	121.6	1:05.843	115.9	24.768	113.4	2:12.846		7	41.981	122.2	1:06.786	107.2	24.926	113.8	2:13.693	
3	42.090	121.8	1:05.413	115.3	24.883	113.0	2:12.386		8	41.822	122.2	1:05.370	115.3	24.621	114.0	2:11.813	
4	42.895	123.1	1:06.125	117.1	24.931	113.8	2:13.951		9	41.843	120.9	1:05.890	115.5	24.925	113.8	2:12.658	
5	42.193	124.0	1:05.960	116.7	24.869	113.8	2:13.022		10	42.065	120.3	1:05.217	115.5	24.654	113.8	2:11.936	

7	Richard Trott (A)								Chevron B43								
lap	Sect-1	Speed	Sect-2	Speed	Sect-3	Speed	Laptime	Pit	lap	Sect-1	Speed	Sect-2	Speed	Sect-3	Speed	Laptime	Pit
1		123.8	1:05.979	119.0	24.508	118.1	2:14.390		6	41.307	128.1	1:04.211	121.6	24.566	118.3	2:10.084	
2	41.440	125.7	1:05.365	121.4	25.111	117.6	2:11.916		7	40.898		1:04.375	120.7	24.719	120.5	2:09.992	
3	41.428	127.8	1:05.112	121.1	24.623	117.9	2:11.163		8	41.578	127.8	1:04.323	121.8	24.309	119.1	2:10.210	
4	41.057	125.9	1:04.882	120.7	24.467	118.1	2:10.406		9	40.578	126.4	1:04.637	121.6	24.521	118.3	2:09.736	
5	40.840	126.4	1:04.389	120.1	24.337	118.9	2:09.566		10	41.074		1:04.310	122.7	24.738	113.6	2:10.122	

8	David Thorburn (A)								Ralt RT3								
lap	Sect-1	Speed	Sect-2	Speed	Sect-3	Speed	Laptime	Pit	lap	Sect-1	Speed	Sect-2	Speed	Sect-3	Speed	Laptime	Pit
1		126.6	1:09.118	118.6	25.763	116.4	2:22.647		6	42.087	124.7	1:05.807	118.1	25.051	116.6	2:12.945	
2	42.916	127.6	1:07.092	117.9	25.134	116.0	2:15.142		7	41.901	125.9	1:06.289	118.6	25.145	116.8	2:13.335	
3	42.299	125.7	1:06.594	117.7	25.134	115.6	2:14.027		8	42.337	125.4	1:06.494	118.6	25.186	116.6	2:14.017	
4	42.412	124.0	1:06.319	116.9	25.561	116.0	2:14.292		9	42.377	125.9	1:05.779	118.1	25.005	116.2	2:13.161	
5	42.354	125.0	1:06.025	117.5	25.203	115.6	2:13.582		10	42.263	123.1	1:06.303	118.8	25.142	115.8	2:13.708	

9	Lee Cunningham (A)								Dallara 381/382								
lap	Sect-1	Speed	Sect-2	Speed	Sect-3	Speed	Laptime	Pit	lap	Sect-1	Speed	Sect-2	Speed	Sect-3	Speed	Laptime	Pit
1		128.8	1:06.720	121.1	24.984	118.7	2:17.616		6	41.721	129.1	1:05.988	121.1	24.713	118.5	2:12.422	
2	41.995	129.1	1:06.068	121.8	24.893	118.7	2:12.956		7	41.633	128.1	1:06.078	122.2	24.362	118.9	2:12.073	
3	41.895	128.8	1:05.784	121.8	25.401	118.3	2:13.080		8	41.583	128.1	1:04.958	122.2	24.510	119.1	2:11.051	
4	41.649	129.1	1:05.946	120.3	24.649	118.1	2:12.244		9	41.444	128.3	1:05.751	121.8	24.794	118.9	2:11.989	
5	41.819	129.1	1:05.165	121.1	24.461	119.1	2:11.445		10	41.885	128.3	1:05.107	121.8	24.591	118.5	2:11.583	

12	Drew Cameron (URA)								Van Diemen RF83								
lap	Sect-1	Speed	Sect-2	Speed	Sect-3	Speed	Laptime	Pit	lap	Sect-1	Speed	Sect-2	Speed	Sect-3	Speed	Laptime	Pit
1		121.4	1:09.362	116.1	25.754	112.0	2:22.128		6	42.974	118.6	1:09.980	114.3	25.405	112.8	2:18.359	
2	43.102	120.7	1:08.191	114.9	25.602	112.2	2:16.895		7	43.258	119.6	1:07.587	115.3	25.414	113.0	2:16.259	
3	42.828		1:07.451	114.1	25.525	111.7	2:15.804		8	43.155	118.6	1:07.519	114.3	25.490	111.8	2:16.164	
4	43.018		1:07.587	113.6	25.294	112.0	2:15.899		9	43.941	114.3	1:11.904	105.8	26.558	106.2	2:22.403	
5	43.649	120.3	1:07.113	114.1	25.404	112.2	2:16.166		10	45.991	107.2	1:16.145	90.4	In		3:27.828	P

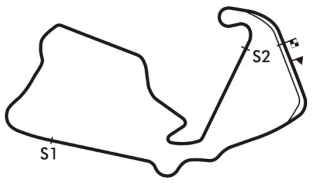

Session Start: 13:10:27 - Finish: 13:32:10
Weather/Track Conditions: Cloudy / Dry
Circuit: Silverstone Historic Grand Prix
Track Length: 5.857 Km - 3.6394 miles
Printed: 17-06-2018 - 13:36

Silverstone International Trophy - 16 - 17 Jun 2018

HSCC Classic Formula 3 with URS Classic FF2000

Race 9 - Sector Analysis

16	Richard Cooke (URA)								Van Diemen RF82								
lap	Sect-1	Speed	Sect-2	Speed	Sect-3	Speed	Laptime	Pit	lap	Sect-1	Speed	Sect-2	Speed	Sect-3	Speed	Laptime	Pit
1		119.2	1:14.831	112.8	26.775	109.1	2:34.986		6	45.561	116.3	1:11.889	111.7	26.633	108.7	2:24.083	
2	45.704	117.5	1:12.403	112.2	27.080	108.7	2:25.187		7	45.388	116.7	1:12.490	111.5	26.493	108.2	2:24.371	
3	45.782	118.6	1:11.567	111.7	26.531	108.3	2:23.880		8	45.386	116.7	1:11.807	111.7	26.635	108.5	2:23.828	
4	45.601	117.1	1:12.345	111.3	26.801	108.0	2:24.747		9	45.568	116.1	1:12.831	112.4	26.702	108.5	2:25.101	
5	45.748	117.3	1:13.145	110.9	26.680	109.1	2:25.573		10								

17	Keith White (A)								Ralt RT1								
lap	Sect-1	Speed	Sect-2	Speed	Sect-3	Speed	Laptime	Pit	lap	Sect-1	Speed	Sect-2	Speed	Sect-3	Speed	Laptime	Pit
1		126.4	1:07.382	119.6	24.824	117.6	2:18.076		6	41.825	126.9	1:06.524	119.2	24.362	117.9	2:12.711	
2	42.044	126.6	1:06.032	121.1	24.945	117.2	2:13.021		7	41.301	127.1	1:06.284	121.1	24.239	118.1	2:11.824	
3	41.752	127.6	1:05.863	120.7	25.275	117.0	2:12.890		8	41.653	126.9	1:04.971	121.4	24.416	117.4	2:11.040	
4	41.786	127.1	1:06.772	117.9	24.214	117.4	2:12.772		9	41.518	126.6	1:05.469	121.6	24.865	118.9	2:11.852	
5	41.317	127.1	1:05.353	120.3	24.245	118.5	2:10.915		10	42.228	125.9	1:04.870	121.6	24.620	118.9	2:11.718	

29	Jonathan Price (A)								March 783								
lap	Sect-1	Speed	Sect-2	Speed	Sect-3	Speed	Laptime	Pit	lap	Sect-1	Speed	Sect-2	Speed	Sect-3	Speed	Laptime	Pit
1		122.9	1:13.006	118.1	26.385	115.8	2:31.335		6	44.885	121.1	1:10.241	115.3	25.383	114.6	2:20.509	
2	45.537	122.2	1:11.081	117.3	25.917	114.4	2:22.535		7	43.815	122.5	1:10.091	115.7	25.590	113.8	2:19.496	
3	44.529	123.1	1:09.900	116.9	25.549	113.6	2:19.978		8	45.188	121.8	1:09.569	116.7	25.389	114.6	2:20.146	
4	44.006	122.9	1:10.705	116.1	25.732	113.6	2:20.443		9	43.777	122.5	1:08.840	119.2	25.478	115.0	2:18.095	
5	45.063	121.6	1:12.246	112.6	25.690	113.6	2:22.999		10	43.449	122.0	1:09.828	117.7	25.322	113.8	2:18.599	

30	Paul Dibden (A)								Argo JM6								
lap	Sect-1	Speed	Sect-2	Speed	Sect-3	Speed	Laptime	Pit	lap	Sect-1	Speed	Sect-2	Speed	Sect-3	Speed	Laptime	Pit
1		127.3	1:07.808	119.6	25.334	117.9	2:20.030		6	42.258	126.9	1:06.864	120.5	24.617	117.2	2:13.739	
2	42.992	128.1	1:06.695	121.1	24.725	117.9	2:14.412		7	41.632	128.6	1:05.171	120.9	24.504	117.4	2:11.307	
3	42.230	126.1	1:06.117	119.8	24.500	116.8	2:12.847		8	41.468	126.1	1:05.082	120.9	24.745	117.0	2:11.295	
4	41.043	127.3	1:05.200	120.7	24.571	118.3	2:10.814		9	41.405	127.1	1:05.039	122.2	24.656	118.1	2:11.100	
5	42.151	129.6	1:06.269	120.9	24.613	118.3	2:13.033		10	41.272	126.4	1:05.644	122.0	24.482	117.9	2:11.398	

31	Daniel Clayfield (URB)								Delta T80								
lap	Sect-1	Speed	Sect-2	Speed	Sect-3	Speed	Laptime	Pit	lap	Sect-1	Speed	Sect-2	Speed	Sect-3	Speed	Laptime	Pit
1		117.9	1:17.539	107.2	28.013	108.5	2:46.956		6	48.684	117.3	1:15.971	107.9	27.369	110.2	2:32.024	
2	48.902	117.9	1:17.742	108.6	27.642	106.6	2:34.286		7	48.315	118.8	1:15.970	109.8	27.264	109.6	2:31.549	
3	48.962	116.5	1:20.380	97.7	28.594	108.2	2:37.936		8	47.678	118.1	1:16.116	107.4	27.819	108.7	2:31.613	
4	49.293	117.9	1:17.219	104.7	27.670	108.5	2:34.182		9	48.642	120.1	1:16.591	108.6	27.707	108.9	2:32.940	
5	48.924	118.4	1:18.611	105.4	28.399	109.1	2:35.934		10								

32	Anthony Hancock (A)								Lola T670								
lap	Sect-1	Speed	Sect-2	Speed	Sect-3	Speed	Laptime	Pit	lap	Sect-1	Speed	Sect-2	Speed	Sect-3	Speed	Laptime	Pit
1		129.3	1:06.048	121.4	24.529	120.5	2:14.672		6	41.555	127.3	1:03.779	121.4	24.555	118.7	2:09.889	
2	41.443	129.1	1:05.348	122.7	24.572	120.2	2:11.363		7	40.576	126.9	1:03.780	120.5	24.189	120.2	2:08.545	
3	41.122	128.1	1:04.211	121.4	24.500	119.4	2:09.833		8	40.592	127.8	1:04.077	121.6	24.213	119.4	2:08.882	
4	40.885	127.6	1:04.354	120.3	24.699	118.3	2:09.938		9	40.645	127.6	1:04.700	120.7	24.607	118.3	2:09.952	
5	40.929	128.1	1:04.692	120.3	24.206	118.3	2:09.827		10	41.249	126.6	1:04.137	122.0	24.339	119.6	2:09.725	

34	Peter Finnigan (URA)								Van Diemen RF82								
lap	Sect-1	Speed	Sect-2	Speed	Sect-3	Speed	Laptime	Pit	lap	Sect-1	Speed	Sect-2	Speed	Sect-3	Speed	Laptime	Pit
1		113.2	1:23.062	99.7	29.617	106.9	2:55.789		6	47.813	115.9	1:15.839	110.0	27.809	105.6	2:31.461	
2	51.045	115.1	1:20.783	102.5	30.172	106.4	2:42.000		7	47.424	115.7	1:17.385	109.1	27.591	107.5	2:32.400	
3	49.793	115.1	1:19.856	99.1	29.476	105.9	2:39.125		8	48.087	113.9	1:14.707	106.9	27.833	107.8	2:30.627	
4	48.487	115.3	1:20.504	105.5	28.464	105.6	2:37.455		9	47.823	114.7	1:16.186	108.8	27.695	107.5	2:31.704	
5	50.459	115.9	1:18.395	108.6	27.314	108.2	2:36.168		10								

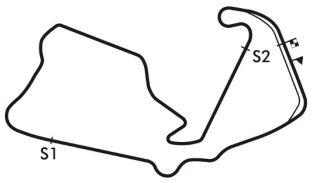

Session Start: 13:10:27 - Finish: 13:32:10
Weather/Track Conditions: Cloudy / Dry
Circuit: Silverstone Historic Grand Prix
Track Length: 5.857 Km - 3.6394 miles
Printed: 17-06-2018 - 13:36

Silverstone International Trophy - 16 - 17 Jun 2018

HSCC Classic Formula 3 with URS Classic FF2000

Race 9 - Sector Analysis

35	John Conway (URA)								Van Diemen RF82								
lap	Sect-1	Speed	Sect-2	Speed	Sect-3	Speed	Laptime	Pit	lap	Sect-1	Speed	Sect-2	Speed	Sect-3	Speed	Laptime	Pit
1			1:21.136	108.4	28.469	104.6	2:48.182		6	48.169		1:18.386	109.1	27.261	106.9	2:33.816	
2	48.542		1:17.360	107.5	27.949	106.9	2:33.851		7	47.084		1:15.429	109.5	26.988	108.0	2:29.501	
3	48.713		1:19.320	105.4	28.855	105.4	2:36.888		8	47.944		1:18.181	108.9	27.939	108.7	2:34.064	
4	47.886		1:18.130	108.2	27.810	106.1	2:33.826		9	48.534		1:15.925	102.5	27.193	108.9	2:31.652	
5	48.440		1:20.539	107.5	28.412	107.8	2:37.391		10								

47	Louis Hanjoul (A)								Argo JM1								
lap	Sect-1	Speed	Sect-2	Speed	Sect-3	Speed	Laptime	Pit	lap	Sect-1	Speed	Sect-2	Speed	Sect-3	Speed	Laptime	Pit
1		123.6	1:14.173	110.9	26.964	114.2	2:31.288		6	45.367	124.0	1:11.551	119.6	25.840	117.0	2:22.758	
2	46.300	124.7	1:13.024	116.3	26.622	113.8	2:25.946		7	44.837	125.9	1:11.195	116.9	25.956	116.0	2:21.988	
3	44.578	125.0	1:10.982	118.8	25.750	115.6	2:21.310		8	44.612	124.7	1:09.656	119.8	25.619	117.9	2:19.887	
4	44.275	125.0	1:12.095	118.4	26.076	115.4	2:22.446		9	43.989	125.2	1:09.310	120.5	25.388	116.4	2:18.687	
5	44.465	125.2	1:12.617	115.1	26.733	113.6	2:23.815		10	44.058	125.2	1:09.885	120.7	25.584	117.4	2:19.527	

49	Glyn Davies (URA)								Van Diemen RF82								
lap	Sect-1	Speed	Sect-2	Speed	Sect-3	Speed	Laptime	Pit	lap	Sect-1	Speed	Sect-2	Speed	Sect-3	Speed	Laptime	Pit
1		116.3	1:17.260	109.1	27.708	109.1	2:39.689		6	46.312	114.5	1:14.138	110.7	27.623	108.9	2:28.073	
2	49.103	115.9	1:15.935	110.2	27.466	106.8	2:32.504		7	46.485	114.9	1:15.360	109.7	27.200	108.9	2:29.045	
3	47.709	115.7	1:15.296	109.1	27.337	108.0	2:30.342		8	47.130	113.9	1:15.652	107.7	27.859	108.0	2:30.641	
4	46.639	114.7	1:13.911	110.2	27.303	109.1	2:27.853		9	46.981	113.7	1:15.746	110.4	27.180	106.1	2:29.907	
5	46.398	115.7	1:14.837	110.2	27.070	108.7	2:28.305		10								

50	Andy Langridge (A)								March 803								
lap	Sect-1	Speed	Sect-2	Speed	Sect-3	Speed	Laptime	Pit	lap	Sect-1	Speed	Sect-2	Speed	Sect-3	Speed	Laptime	Pit
1		124.3	1:16.542	101.8	27.162	112.0	2:39.930		6	45.650	123.4	1:11.744	119.0	26.199	115.8	2:23.593	
2	47.356	123.8	1:13.398	117.7	26.466	114.4	2:27.220		7	45.140	123.8	1:12.444	120.1	25.896	116.0	2:23.480	
3	46.465	124.3	1:13.427	117.7	26.483	111.8	2:26.375		8	45.247	125.2	1:14.059	109.3	26.744	111.5	2:26.050	
4	46.386	120.7	1:14.374	117.9	26.324	110.0	2:27.084		9	45.565	124.0	1:10.691	120.1	25.628	116.4	2:21.884	
5	46.205	124.7	1:13.810	117.9	26.049	116.6	2:26.064		10								

55	Jon Finch (A)								Ralt RT1								
lap	Sect-1	Speed	Sect-2	Speed	Sect-3	Speed	Laptime	Pit	lap	Sect-1	Speed	Sect-2	Speed	Sect-3	Speed	Laptime	Pit
1		124.0	1:10.370	117.9	26.132	117.6	2:25.838		6	42.582	127.3	1:06.191	118.8	25.395	117.9	2:14.168	
2	43.531	125.4	1:07.585	119.2	25.908	117.0	2:17.024		7	43.472	125.2	1:07.077	120.1	25.546	117.9	2:16.095	
3	42.802	125.7	1:06.984	119.0	25.443	117.2	2:15.229		8	43.801	125.2	1:06.484	115.3	25.101	118.3	2:15.386	
4	42.841	125.4	1:07.083	118.6	25.314	117.4	2:15.238		9	43.263	124.7	1:06.702	115.9	25.524	118.5	2:15.489	
5	42.843	126.1	1:06.322	120.1	24.844	118.1	2:14.009		10	42.899	125.7	1:06.427	115.1	25.628	118.3	2:14.954	

56	Ben Stiles (URA)								Van Diemen RF82								
lap	Sect-1	Speed	Sect-2	Speed	Sect-3	Speed	Laptime	Pit	lap	Sect-1	Speed	Sect-2	Speed	Sect-3	Speed	Laptime	Pit
1		122.0	1:07.692	115.5	25.182	113.4	2:19.350		6	42.585	120.1	1:06.683	114.7	25.126	113.8	2:14.394	
2	42.571	119.8	1:06.763	115.5	25.195	115.4	2:14.529		7	43.161	119.6	1:06.075	115.7	24.954	114.2	2:14.190	
3	42.795	122.7	1:06.183	114.9	25.201	114.2	2:14.179		8	42.882	119.8	1:06.426	115.7	24.867	114.2	2:14.175	
4	42.185	121.4	1:06.936	114.1	25.306	114.0	2:14.427		9	42.743	119.0	1:06.451	115.9	25.381	111.3	2:14.575	
5	42.526	120.9	1:06.695	114.7	25.122	114.2	2:14.343		10	42.880	119.6	1:13.846	113.7	25.322	113.2	2:22.048	

57	Christopher Levy (URA)								Van Diemen RF83								
lap	Sect-1	Speed	Sect-2	Speed	Sect-3	Speed	Laptime	Pit	lap	Sect-1	Speed	Sect-2	Speed	Sect-3	Speed	Laptime	Pit
1		119.8	1:11.281	113.6	26.166	112.0	2:26.804		6	43.377	119.2	1:07.673	113.7	25.369	112.4	2:16.419	
2	45.112	119.6	1:09.357	114.1	25.618	112.4	2:20.087		7	43.883	120.1	1:07.250	114.5	25.272	113.2	2:16.405	
3	44.427	119.0	1:08.182	114.1	25.594	111.5	2:18.203		8	43.347	119.0	1:08.246	116.3	25.517	113.0	2:17.110	
4	43.710	119.6	1:07.914	113.7	25.606	112.4	2:17.230		9	43.569	120.3	1:07.427	114.7	25.476	113.2	2:16.472	
5	43.481	120.1	1:08.184	113.9	25.395	113.0	2:17.060		10	44.585	118.6	1:07.514	114.9	25.487	112.6	2:17.586	

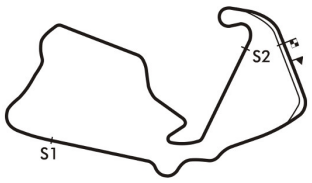

Session Start: 13:10:27 - Finish: 13:32:10
Weather/Track Conditions: Cloudy / Dry
Circuit: Silverstone Historic Grand Prix
Track Length: 5.857 Km - 3.6394 miles
Printed: 17-06-2018 - 13:36

Silverstone International Trophy - 16 - 17 Jun 2018

HSCC Classic Formula 3 with URS Classic FF2000

Race 9 - Sector Analysis

58	Pat Gormley (A)								Safir RJF3							
lap	Sect-1	Speed	Sect-2	Speed	Sect-3	Speed	Laptime	Pit	lap	Sect-1	Speed	Sect-2	Speed	Sect-3	Speed	Laptime	Pit
1		127.1	1:07.845	120.9	24.899	114.4	2:19.762		6	41.997	127.8	1:06.176	120.7	24.389	118.3	2:12.562	
2	42.540	128.3	1:06.418	121.6	24.900	117.2	2:13.858		7	41.779	127.1	1:05.249	122.7	24.418	118.5	2:11.446	
3	41.884	128.1	1:04.888	122.5	24.501	117.2	2:11.273		8	41.593	126.9	1:04.935	121.8	24.205	118.9	2:10.733	
4	41.793	127.3	1:06.107	120.3	24.643	118.1	2:12.543		9	42.722	123.8	1:05.619	121.8	24.341	118.7	2:12.682	
5	42.185	127.6	1:06.365	120.5	24.406	118.3	2:12.956		10	41.823	126.4	1:05.231	123.1	24.483	117.4	2:11.537	

75	Colin Wright (URB)								Reynard SF79							
lap	Sect-1	Speed	Sect-2	Speed	Sect-3	Speed	Laptime	Pit	lap	Sect-1	Speed	Sect-2	Speed	Sect-3	Speed	Laptime	Pit
1		121.8	1:09.979	113.7	26.121	112.4	2:24.612		6	43.320	119.8	1:07.280	114.5	25.598	112.6	2:16.198	
2	43.650	121.1	1:09.982	114.5	26.154	112.4	2:19.786		7	43.169	119.8	1:07.620	114.9	25.638	113.2	2:16.427	
3	43.491	120.1	1:09.744	114.1	25.855	111.8	2:19.090		8	43.746	120.3	1:09.121	115.1	26.100	113.0	2:18.967	
4	43.461	119.8	1:08.176	114.1	25.905	111.8	2:17.542		9	43.547	119.8	1:07.260	115.7	25.779	113.8	2:16.586	
5	43.701	120.1	1:07.758	113.9	25.735	112.8	2:17.194		10	44.367	119.6	1:07.448	113.4	25.664	112.6	2:17.479	

77	Erik Pagano (URA)								Van Diemen RF82							
lap	Sect-1	Speed	Sect-2	Speed	Sect-3	Speed	Laptime	Pit	lap	Sect-1	Speed	Sect-2	Speed	Sect-3	Speed	Laptime	Pit
1		120.9	1:12.189	113.6	25.268	111.8	2:28.997		2							

78	Andrew Smith (A)								March 783							
lap	Sect-1	Speed	Sect-2	Speed	Sect-3	Speed	Laptime	Pit	lap	Sect-1	Speed	Sect-2	Speed	Sect-3	Speed	Laptime	Pit
1		127.8	1:06.230	121.8	24.942	118.1	2:16.299		6	41.740	130.3	1:05.221	120.9	24.705	118.7	2:11.666	
2	41.210	128.8	1:04.959	123.1	25.017	118.1	2:11.186		7	41.811	128.3	1:04.418	121.8	24.448	119.1	2:10.677	
3	41.183	129.1	1:05.230	122.5	24.520	118.3	2:10.933		8	40.392	129.1	1:04.278	122.2	24.278	119.4	2:08.948	
4	40.817	128.8	1:04.962	121.8	24.684	118.7	2:10.463		9	40.510	128.6	1:03.838	122.2	24.603	119.8	2:08.951	
5	40.704	130.1	1:04.657	121.8	24.398	119.6	2:09.759		10	40.552	128.3	1:03.737	123.4	24.291	118.9	2:08.580	

82	Paul Smith (A)								Ralt RT3							
lap	Sect-1	Speed	Sect-2	Speed	Sect-3	Speed	Laptime	Pit	lap	Sect-1	Speed	Sect-2	Speed	Sect-3	Speed	Laptime	Pit
1		126.9	1:08.211	123.6	24.676	120.9	2:20.148		6	42.401	128.3	1:06.541	122.5	25.106	113.8	2:14.048	
2	42.544	129.8	1:06.515	124.0	24.802	117.2	2:13.861		7	41.711	127.6	1:07.160	120.7	24.519	120.0	2:13.390	
3	41.828	131.1	1:05.429	123.1	24.388	120.5	2:11.645		8	41.553	127.8	1:04.914	122.9	26.612	83.1	2:13.079	
4	41.750	128.3	1:05.512	121.8	24.678	121.1	2:11.940		9	44.205	127.1	1:05.114	122.7	25.312	119.1	2:14.631	
5	42.371	129.1	1:06.221	122.2	24.399	120.9	2:12.991		10							

93	Rudolf Ernst (A)								Ralt RT1							
lap	Sect-1	Speed	Sect-2	Speed	Sect-3	Speed	Laptime	Pit	lap	Sect-1	Speed	Sect-2	Speed	Sect-3	Speed	Laptime	Pit
1		125.2	1:14.279	118.4	26.184	116.6	2:33.161		2							

98	Rodney Toft (URA)								Van Diemen RF82							
lap	Sect-1	Speed	Sect-2	Speed	Sect-3	Speed	Laptime	Pit	lap	Sect-1	Speed	Sect-2	Speed	Sect-3	Speed	Laptime	Pit
1		120.9	1:15.631	111.8	27.547	110.3	2:37.146		6	46.143	116.7	1:11.613	112.8	26.698	110.5	2:24.454	
2	47.876	118.1	1:13.005	112.6	27.138	109.8	2:28.019		7	45.229	117.1	1:11.389	112.6	26.580	110.2	2:23.198	
3	46.936	117.7	1:13.773	112.2	27.874	107.3	2:28.583		8	45.817	117.3	1:14.382	110.0	27.518	108.5	2:27.717	
4	47.129	117.3	1:14.524	112.0	27.294	109.6	2:28.947		9	47.119	116.9	1:13.736	110.0	27.592	110.2	2:28.447	
5	46.417	117.9	1:12.774	112.4	26.678	110.2	2:25.869		10							

117	Chris Lord (URA)								Van Diemen RF82							
lap	Sect-1	Speed	Sect-2	Speed	Sect-3	Speed	Laptime	Pit	lap	Sect-1	Speed	Sect-2	Speed	Sect-3	Speed	Laptime	Pit
1		120.5	1:20.915	112.2	26.096	112.4	2:38.208		6	44.155	117.7	1:09.576	113.0	25.426	112.0	2:19.157	
2	46.880	118.6	1:10.262	113.2	25.962	112.2	2:23.104		7	44.467	117.9	1:09.163	113.0	25.560	112.0	2:19.190	
3	44.685	119.4	1:10.299	113.0	25.983	110.7	2:20.967		8	44.221	117.9	1:08.878	113.2	25.413	113.0	2:18.512	
4	44.846	117.7	1:10.018	112.0	25.728	111.3	2:20.592		9	44.409	117.9	1:08.695	113.9	25.220	112.8	2:18.324	
5	44.458	117.9	1:10.188	112.0	25.776	112.0	2:20.422		10	45.548	117.1	1:09.255	114.3	25.377	112.8	2:20.180	

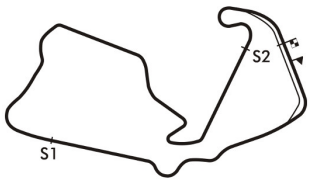

Session Start: 13:10:27 - Finish: 13:32:10
Weather/Track Conditions: Cloudy / Dry
Circuit: Silverstone Historic Grand Prix
Track Length: 5.857 Km - 3.6394 miles
Printed: 17-06-2018 - 13:36

Silverstone International Trophy - 16 - 17 Jun 2018

HSCC Classic Formula 3 with URS Classic FF2000

Race 9 - Sector Analysis

131	Stephen Pegram (A)								Ralt RT1								
lap	Sect-1	Speed	Sect-2	Speed	Sect-3	Speed	Laptime	Pit	lap	Sect-1	Speed	Sect-2	Speed	Sect-3	Speed	Laptime	Pit
1		125.7	1:10.629	114.9	26.180	114.0	2:27.063		6	43.170	120.5	1:07.546	114.9	25.292	113.2	2:16.008	
2	44.898	122.0	1:08.264	114.9	25.189	113.8	2:18.351		7	43.310	122.0	1:07.807	115.3	25.013	111.3	2:16.130	
3	43.095	123.4	1:08.189	115.3	25.330	112.6	2:16.614		8	43.530	121.6	1:08.137	116.1	25.575	114.0	2:17.242	
4	43.532	120.1	1:08.047	114.9	25.537	112.8	2:17.116		9	43.006	121.8	1:08.347	114.7	24.834	110.5	2:16.187	
5	43.187	121.8	1:07.216	114.3	25.128	112.8	2:15.531		10	43.468	120.9	1:06.731	115.5	24.883	114.0	2:15.082	

144	Andrew Lancaster (URA)								Pilbeam MP52								
lap	Sect-1	Speed	Sect-2	Speed	Sect-3	Speed	Laptime	Pit	lap	Sect-1	Speed	Sect-2	Speed	Sect-3	Speed	Laptime	Pit
1		120.1	1:12.544	111.5	25.999	111.7	2:29.640		6	43.499	116.9	1:07.168	111.3	25.151	112.6	2:15.818	
2	44.283	118.8	1:08.262	113.4	29.360	110.7	2:21.905		7	42.845	117.9	1:06.591	112.0	25.174	112.2	2:14.610	
3	45.040	116.9	1:08.600	111.1	25.354	110.5	2:18.994		8	42.793		1:08.602	112.8	25.105	112.4	2:16.500	
4	43.707	117.1	1:08.035	110.4	25.213	111.5	2:16.955		9	43.545		1:07.693	113.2	25.344	112.6	2:16.582	
5	43.640	117.3	1:07.214	110.9	25.104	112.2	2:15.958		10	44.790		1:08.017	112.8	25.017	112.8	2:17.824	

149	Amnon Needham (URA)								Van Diemen RF82								
lap	Sect-1	Speed	Sect-2	Speed	Sect-3	Speed	Laptime	Pit	lap	Sect-1	Speed	Sect-2	Speed	Sect-3	Speed	Laptime	Pit
1		116.5	1:14.288	112.8	26.619	109.8	2:34.476		6	44.577	118.8	1:10.322	112.4	26.162	110.5	2:21.061	
2	46.727	117.7	1:11.281	112.4	27.020	109.6	2:25.028		7	44.894	116.7	1:10.769	111.8	26.015	110.9	2:21.678	
3	45.819	116.3	1:10.311	112.2	26.530	109.8	2:22.660		8	45.287	116.3	1:10.061	113.9	26.040	111.8	2:21.388	
4	45.626	118.1	1:10.731	112.2	26.331	110.3	2:22.688		9	44.387	117.9	1:08.722	114.5	25.960	111.5	2:19.069	
5	45.218	117.5	1:09.824	112.8	26.349	110.7	2:21.391		10	43.919	119.2	1:09.168	115.3	26.150	105.7	2:19.237	

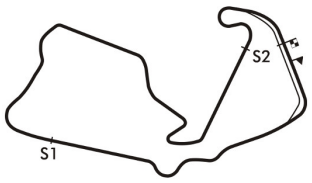

Session Start: 13:10:27 - Finish: 13:32:10
Weather/Track Conditions: Cloudy / Dry
Circuit: Silverstone Historic Grand Prix
Track Length: 5.857 Km - 3.6394 miles
Printed: 17-06-2018 - 13:36

Silverstone International Trophy - 16 - 17 Jun 2018

HSCC Classic Formula 3 with URS Classic FF2000

Race 9 - Best Sector Times

	SECTOR 1			SECTOR 2			SECTOR 3		
	NO	TIME	LAP	NO	TIME	LAP	NO	TIME	LAP
1	78	40.392	8	3	1:03.499	9	3	23.832	10
2	32	40.576	7	78	1:03.737	10	32	24.189	7
3	7	40.578	9	32	1:03.779	6	58	24.205	8
4	3	40.707	7	7	1:04.211	6	17	24.214	4
5	30	41.043	4	17	1:04.870	10	78	24.278	8
6	17	41.301	7	58	1:04.888	3	7	24.309	8
7	9	41.444	9	82	1:04.914	8	9	24.362	7
8	82	41.553	8	9	1:04.958	8	82	24.388	3
9	58	41.593	8	30	1:05.039	9	30	24.482	10
10	6	41.822	8	6	1:05.217	10	6	24.621	8
11	8	41.901	7	8	1:05.779	9	131	24.834	9
12	56	42.185	4	56	1:06.075	7	55	24.844	5
13	55	42.582	6	55	1:06.191	6	56	24.867	8
14	144	42.793	8	144	1:06.591	7	8	25.005	9
15	12	42.828	3	131	1:06.731	10	144	25.017	10
16	131	43.006	9	12	1:07.113	5	117	25.220	9
17	75	43.169	7	57	1:07.250	7	77	25.268	1
18	57	43.347	8	75	1:07.260	9	57	25.272	7
19	29	43.449	10	117	1:08.695	9	12	25.294	4
20	149	43.919	10	149	1:08.722	9	29	25.322	10
21	47	43.989	9	29	1:08.840	9	47	25.388	9
22	77	44.104	2	77	1:08.885	2	75	25.598	6
23	117	44.155	6	47	1:09.310	9	50	25.628	9
24	50	45.140	7	50	1:10.691	9	149	25.960	9
25	93	45.170	2	98	1:11.389	7	93	26.184	1
26	98	45.229	7	16	1:11.567	3	16	26.493	7
27	16	45.386	8	93	1:12.571	2	98	26.580	7
28	49	46.312	6	49	1:13.911	4	35	26.988	7
29	35	47.084	7	34	1:14.707	8	49	27.070	5
30	34	47.424	7	35	1:15.429	7	31	27.264	7
31	4	47.652	7	31	1:15.970	7	34	27.314	5
32	31	47.678	8	4	1:17.106	9	4	27.597	9

IDEAL / BEST LAP COMPARISON

NO	NAME	BEST	IN	IDEAL	DIFF
3	David Shaw	2:08.426	10	2:08.038	+0.388
32	Anthony Hancock	2:08.545	7	2:08.544	+0.001
78	Andrew Smith	2:08.580	10	2:08.407	+0.173
7	Richard Trott	2:09.566	5	2:09.098	+0.468
58	Pat Gormley	2:10.733	8	2:10.686	+0.047
30	Paul Dibden	2:10.814	4	2:10.564	+0.250
17	Keith White	2:10.915	5	2:10.385	+0.530
9	Lee Cunningham	2:11.051	8	2:10.764	+0.287
6	Ian Pearson	2:11.813	8	2:11.660	+0.153
8	David Thorburn	2:12.945	6	2:12.685	+0.260
55	Jon Finch	2:14.009	5	2:13.617	+0.392
56	Ben Stiles	2:14.175	8	2:13.127	+1.048
144	Andrew Lancaster	2:14.610	7	2:14.401	+0.209
131	Stephen Pegram	2:15.082	10	2:14.571	+0.511
12	Drew Cameron	2:15.804	3	2:15.235	+0.569
75	Colin Wright	2:16.198	6	2:16.027	+0.171
57	Christopher Levy	2:16.405	7	2:15.869	+0.536
29	Jonathan Price	2:18.095	9	2:17.611	+0.484
117	Chris Lord	2:18.324	9	2:18.070	+0.254
47	Louis Hanjoul	2:18.687	9	2:18.687	+0.000
149	Amnon Needham	2:19.069	9	2:18.601	+0.468
50	Andy Langridge	2:21.884	9	2:21.459	+0.425
98	Rodney Toft	2:23.198	7	2:23.198	+0.000
16	Richard Cooke	2:23.828	8	2:23.446	+0.382
49	Glyn Davies	2:27.853	4	2:27.293	+0.560
35	John Conway	2:29.501	7	2:29.501	+0.000
34	Peter Finnigan	2:30.627	8	2:29.445	+1.182
31	Daniel Clayfield	2:31.549	7	2:30.912	+0.637
4	David Pickering	2:33.335	6	2:32.355	+0.980
82	Paul Smith	2:11.645	3	2:10.855	+0.790
77	Erik Pagano	2:28.997	1	2:18.257	+10.740
93	Rudolf Ernst	2:33.161	1	2:23.925	+9.236

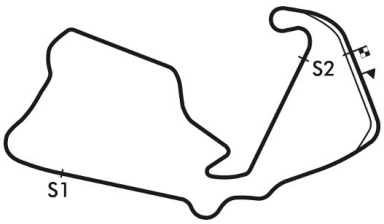

Session Start: 13:10:27 - Finish: 13:32:10
Weather/Track Conditions: Cloudy / Dry
Circuit: Silverstone Historic Grand Prix
Track Length: 5.857 Km - 3.6394 miles

Printed: 17-06-2018 - 13:36

Silverstone International Trophy - 16 - 17 Jun 2018

HSCC Classic Formula 3 with URS Classic FF2000

Race 9 - Best Sector Speeds

	NO	SECTOR 1	MPH	NO	SECTOR 2	MPH	NO	SECTOR 3	MPH
1	82	Paul Smith	131.1	3	David Shaw	124.5	3	David Shaw	121.6
2	78	Andrew Smith	130.3	82	Paul Smith	124.0	82	Paul Smith	121.1
3	3	David Shaw	129.6	78	Andrew Smith	123.4	7	Richard Trott	120.5
4	30	Paul Dibden	129.6	58	Pat Gormley	123.1	32	Anthony Hancock	120.5
5	32	Anthony Hancock	129.3	7	Richard Trott	122.7	78	Andrew Smith	119.8
6	9	Lee Cunningham	129.1	32	Anthony Hancock	122.7	9	Lee Cunningham	119.1
7	58	Pat Gormley	128.3	9	Lee Cunningham	122.2	17	Keith White	118.9
8	7	Richard Trott	128.1	30	Paul Dibden	122.2	58	Pat Gormley	118.9
9	93	Rudolf Ernst	127.8	17	Keith White	121.6	55	Jon Finch	118.5
10	8	David Thorburn	127.6	47	Louis Hanjoul	120.7	30	Paul Dibden	118.3
11	17	Keith White	127.6	50	Andy Langridge	120.1	47	Louis Hanjoul	117.9
12	55	Jon Finch	127.3	55	Jon Finch	120.1	8	David Thorburn	116.8
13	47	Louis Hanjoul	125.9	29	Jonathan Price	119.2	50	Andy Langridge	116.6
14	131	Stephen Pegram	125.7	8	David Thorburn	118.8	93	Rudolf Ernst	116.6
15	50	Andy Langridge	125.2	93	Rudolf Ernst	118.4	29	Jonathan Price	115.8
16	6	Ian Pearson	124.0	6	Ian Pearson	117.1	56	Ben Stiles	115.4
17	29	Jonathan Price	123.1	4	David Pickering	116.3	6	Ian Pearson	115.0
18	4	David Pickering	122.7	57	Christopher Levy	116.3	131	Stephen Pegram	114.0
19	56	Ben Stiles	122.7	12	Drew Cameron	116.1	75	Colin Wright	113.8
20	75	Colin Wright	121.8	131	Stephen Pegram	116.1	57	Christopher Levy	113.2
21	12	Drew Cameron	121.4	56	Ben Stiles	115.9	12	Drew Cameron	113.0
22	77	Erik Pagano	120.9	75	Colin Wright	115.7	117	Chris Lord	113.0
23	98	Rodney Toft	120.9	149	Amnon Needham	115.3	144	Andrew Lancaster	112.8
24	117	Chris Lord	120.5	117	Chris Lord	114.3	77	Erik Pagano	111.8
25	57	Christopher Levy	120.3	77	Erik Pagano	113.6	149	Amnon Needham	111.8
26	31	Daniel Clayfield	120.1	144	Andrew Lancaster	113.4	98	Rodney Toft	110.5
27	144	Andrew Lancaster	120.1	16	Richard Cooke	112.8	31	Daniel Clayfield	110.2
28	16	Richard Cooke	119.2	98	Rodney Toft	112.8	4	David Pickering	110.0
29	149	Amnon Needham	119.2	49	Glyn Davies	110.7	16	Richard Cooke	109.1
30	49	Glyn Davies	116.3	34	Peter Finnigan	110.0	49	Glyn Davies	109.1
31	34	Peter Finnigan	115.9	31	Daniel Clayfield	109.8	35	John Conway	108.9
32	35	John Conway	0.0	35	John Conway	109.5	34	Peter Finnigan	108.2

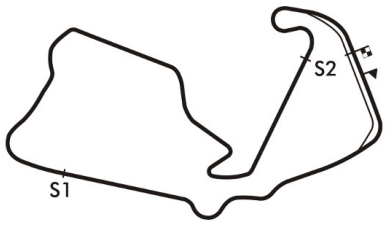

Session Start: 13:10:27 - Finish: 13:32:10
Weather/Track Conditions: Cloudy / Dry
Circuit: Silverstone Historic Grand Prix
Track Length: 5.857 Km - 3.6394 miles

Printed: 17-06-2018 - 13:37

Silverstone International Trophy - 16 - 17 Jun 2018

HSCC Classic Formula 3 with URS Classic FF2000

Race 9 - Lap Chart

Lap 1			Lap 2			Lap 3			Lap 4			Lap 5			Lap 6		
NO	Behind	Laptime	NO	Behind	Laptime	NO	Behind	Laptime	NO	Behind	Laptime	NO	Behind	Laptime	NO	Behind	Laptime
7		2:14.390	32		2:11.363	32		2:09.833	32		2:09.938	32		2:09.827	32		2:09.889
32	0.282	2:14.672	7	0.271	2:11.916	7	1.601	2:11.163	7	2.069	2:10.406	4	1 LAP	2:38.168	7	2.003	2:10.084
3	1.292	2:15.682	3	1.008	2:11.361	3	2.099	2:10.924	3	2.517	2:10.356	7	1.808	2:09.566	3	2.698	2:09.955
78	1.909	2:16.299	78	1.450	2:11.186	78	2.550	2:10.933	78	3.075	2:10.463	3	2.632	2:09.942	31	1 LAP	2:35.934
9	3.226	2:17.616	9	4.537	2:12.956	9	7.784	2:13.080	9	10.090	2:12.244	78	3.007	2:09.759	35	1 LAP	2:37.391
17	3.686	2:18.076	17	5.062	2:13.021	17	8.119	2:12.890	17	10.953	2:12.772	9	11.708	2:11.445	78	4.784	2:11.666
56	4.960	2:19.350	6	6.466	2:12.846	6	9.019	2:12.386	58	11.630	2:12.543	17	12.041	2:10.915	9	14.241	2:12.422
6	5.265	2:19.655	58	7.585	2:13.858	58	9.025	2:11.273	82	11.788	2:11.940	58	14.759	2:12.956	17	14.863	2:12.711
58	5.372	2:19.762	56	7.844	2:14.529	82	9.786	2:11.645	30	12.297	2:10.814	82	14.952	2:12.991	58	17.432	2:12.562
30	5.640	2:20.030	82	7.974	2:13.861	30	11.421	2:12.847	6	13.032	2:13.951	30	15.503	2:13.033	82	19.111	2:14.048
82	5.758	2:20.148	30	8.407	2:14.412	56	12.190	2:14.179	56	16.679	2:14.427	6	16.227	2:13.022	30	19.353	2:13.739
12	7.738	2:22.128	8	11.754	2:15.142	8	15.948	2:14.027	8	20.302	2:14.292	56	21.195	2:14.343	6	20.223	2:13.885
8	8.257	2:22.647	12	12.988	2:16.895	12	18.959	2:15.804	12	24.920	2:15.899	8	24.057	2:13.582	34	1 LAP	2:36.168
75	10.222	2:24.612	55	16.827	2:17.024	55	22.223	2:15.229	55	27.523	2:15.238	12	31.259	2:16.166	56	25.700	2:14.394
55	11.448	2:25.838	75	18.363	2:19.786	131	26.160	2:16.614	131	33.338	2:17.116	55	31.705	2:14.009	8	27.113	2:12.945
57	12.414	2:26.804	131	19.379	2:18.351	75	27.620	2:19.090	75	35.224	2:17.542	131	39.042	2:15.531	4	1 LAP	2:37.047
131	12.673	2:27.063	57	20.856	2:20.087	57	29.226	2:18.203	57	36.518	2:17.230	75	42.591	2:17.194	55	35.984	2:14.168
77	14.607	2:28.997	144	25.510	2:21.905	144	34.671	2:18.994	144	41.688	2:16.955	57	43.751	2:17.060	12	39.729	2:18.359
144	15.250	2:29.640	29	27.835	2:22.535	29	37.980	2:19.978	29	48.485	2:20.443	144	47.819	2:15.958	131	45.161	2:16.008
47	16.898	2:31.288	47	31.199	2:25.946	47	42.676	2:21.310	47	55.184	2:22.446	29	1:01.657	2:22.999	75	48.900	2:16.198
29	16.945	2:31.335	149	33.469	2:25.028	149	46.296	2:22.660	117	57.065	2:20.592	117	1:07.660	2:20.422	57	50.281	2:16.419
93	18.771	2:33.161	16	34.138	2:25.187	117	46.411	2:20.967	149	59.046	2:22.688	47	1:09.172	2:23.815	144	53.748	2:15.818
149	20.086	2:34.476	117	35.277	2:23.104	16	48.185	2:23.880	16	1:02.994	2:24.747	149	1:10.610	2:21.391	29	1:12.277	2:20.509
16	20.596	2:34.986	98	39.130	2:28.019	50	57.657	2:26.375	50	1:14.803	2:27.084	16	1:18.740	2:25.573	117	1:16.928	2:19.157
98	22.756	2:37.146	50	41.115	2:27.220	98	57.880	2:28.583	98	1:16.889	2:28.947	50	1:31.040	2:26.064	149	1:21.782	2:21.061
117	23.818	2:38.208	49	46.158	2:32.504	49	1:06.667	2:30.342	49	1:24.582	2:27.853	98	1:32.931	2:25.869	47	1:22.041	2:22.758
49	25.299	2:39.689	31	55.207	2:34.286	35	1:23.053	2:36.888	35	1:46.941	2:33.826	49	1:43.060	2:28.305	16	1:32.934	2:24.083
50	25.540	2:39.930	35	55.998	2:33.851	31	1:23.310	2:37.936	31	1:47.554	2:34.182				50	1:44.744	2:23.593
31	32.566	2:46.956	34	1:11.754	2:42.000	34	1:41.046	2:39.125	34	2:08.563	2:37.455				98	1:47.496	2:24.454
35	33.792	2:48.182	4	1:13.395	2:42.006	4	1:42.079	2:38.517							49	2:01.244	2:28.073
34	41.399	2:55.789															
4	43.034	2:57.424															

Session Start: 13:10:27 - Finish: 13:32:10
Weather/Track Conditions: Cloudy / Dry
Circuit: Silverstone Historic Grand Prix
Track Length: 5.857 Km - 3.6394 miles
Printed: 17-06-2018 - 13:37

MST
Results: www.mstworld.com. Live Timing: https://livetiming.getraceresults.com/mst. Email: timing@mstworld.com

Silverstone International Trophy - 16 - 17 Jun 2018

HSCC Classic Formula 3 with URS Classic FF2000

Race 9 - Lap Chart

Lap 7			Lap 8			Lap 9			Lap 10		
NO	Behind	Laptime	NO	Behind	Laptime	NO	Behind	Laptime	NO	Behind	Laptime
32		2:08.545	32		2:08.882	32		2:09.952	32		2:09.725
3	3.360	2:09.207	3	3.368	2:08.890	3	2.077	2:08.661	3	0.778	2:08.426
7	3.450	2:09.992	7	4.778	2:10.210	7	4.562	2:09.736	78	4.836	2:08.580
78	6.916	2:10.677	78	6.982	2:08.948	78	5.981	2:08.951	7	4.959	2:10.122
9	17.769	2:12.073	49	1 LAP	2:29.045	50	1 LAP	2:26.050	16	1 LAP	2:25.101
17	18.142	2:11.824	9	19.938	2:11.051	98	1 LAP	2:27.717	50	1 LAP	2:21.884
58	20.333	2:11.446	17	20.300	2:11.040	9	21.975	2:11.989	9	23.833	2:11.583
30	22.115	2:11.307	58	22.184	2:10.733	17	22.200	2:11.852	17	24.193	2:11.718
82	23.956	2:13.390	30	24.528	2:11.295	58	24.914	2:12.682	58	26.726	2:11.537
6	25.371	2:13.693	82	28.153	2:13.079	30	25.676	2:11.100	30	27.349	2:11.398
31	1 LAP	2:32.024	6	28.302	2:11.813	6	31.008	2:12.658	98	1 LAP	2:28.447
35	1 LAP	2:33.816	56	36.638	2:14.175	82	32.832	2:14.631	6	33.219	2:11.936
56	31.345	2:14.190	8	37.038	2:14.017	49	1 LAP	2:30.641	8	44.230	2:13.708
8	31.903	2:13.335	31	1 LAP	2:31.549	8	40.247	2:13.161	56	53.584	2:22.048
55	43.534	2:16.095	55	50.038	2:15.386	56	41.261	2:14.575	49	1 LAP	2:29.907
12	47.443	2:16.259	35	1 LAP	2:29.501	55	55.575	2:15.489	55	1:00.804	2:14.954
34	1 LAP	2:31.461	12	54.725	2:16.164	12	1:07.176	2:22.403	131	1:12.698	2:15.082
4	1 LAP	2:33.335	131	1:01.106	2:17.242	131	1:07.341	2:16.187	57	1:20.750	2:17.586
131	52.746	2:16.130	57	1:06.369	2:17.110	31	1 LAP	2:31.613	75	1:21.255	2:17.479
75	56.782	2:16.427	75	1:06.867	2:18.967	57	1:12.889	2:16.472	144	1:22.160	2:17.824
57	58.141	2:16.405	144	1:07.431	2:16.500	75	1:13.501	2:16.586	31	1 LAP	2:32.940
144	59.813	2:14.610	34	1 LAP	2:32.400	144	1:14.061	2:16.582	35	1 LAP	2:31.652
29	1:23.228	2:19.496	4	1 LAP	2:35.099	35	1 LAP	2:34.064	29	1:51.509	2:18.599
117	1:27.573	2:19.190	29	1:34.492	2:20.146	34	1 LAP	2:30.627	34	1 LAP	2:31.704
149	1:34.915	2:21.678	117	1:37.203	2:18.512	29	1:42.635	2:18.095	117	1:56.030	2:20.180
47	1:35.484	2:21.988	47	1:46.489	2:19.887	4	1 LAP	2:36.121	47	2:05.026	2:19.527
16	1:48.760	2:24.371	149	1:47.421	2:21.388	117	1:45.575	2:18.324	149	2:06.050	2:19.237
50	1:59.679	2:23.480	16	2:03.706	2:23.828	47	1:55.224	2:18.687	4	1 LAP	2:34.117
98	2:02.149	2:23.198				149	1:56.538	2:19.069	12	2:25.279	3:27.828

Session Start: 13:10:27 - Finish: 13:32:10
Weather/Track Conditions: Cloudy / Dry
Circuit: Silverstone Historic Grand Prix
Track Length: 5.857 Km - 3.6394 miles
Printed: 17-06-2018 - 13:37

MST
Results: www.mstworld.com. Live Timing: https://livetiming.getraceresults.com/mst. Email: timing@mstworld.com

Silverstone International Trophy - 16 - 17 Jun 2018

HSCC Classic Formula 3 with URS Classic FF2000

Race 15 - Starting Grid

Sheet No:

Start Time : 17:20 - Heat Duration : 20 Minutes

ROW							
16	32	93	Rudolf Ernst	31	77	Erik Pagano
15	30	82	Paul Smith	29	4	David Pickering
14	28	34	Peter Finnigan	27	35	John Conway
13	26	31	Daniel Clayfield	25	49	Glyn Davies
12	24	98	Rodney Toft	23	50	Andy Langridge
11	22	16	Richard Cooke	21	12	Drew Cameron
10	20	149	Amnon Needham	19	47	Louis Hanjoul
9	18	117	Chris Lord	17	29	Jonathan Price
8	16	144	Andrew Lancaster	15	75	Colin Wright
7	14	57	Christopher Levy	13	131	Stephen Pegram
6	12	55	Jon Finch	11	56	Ben Stiles
5	10	8	David Thorburn	9	6	Ian Pearson
4	8	30	Paul Dibden	7	58	Pat Gormley
3	6	17	Keith White	5	9	Lee Cunningham
2	4	7	Richard Trott	3	78	Andrew Smith
1	2	3	David Shaw	1	32	Anthony Hancock

Pole Left

Circuit: Silverstone Historic Grand Prix
Track Length: 5.857 Km - 3.6394 miles

These results are provisional until the conclusion of any judicial and technical matters.

Clerk of the Course:	Timekeeper:	Issued at:
Julian Floyd		

Silverstone International Trophy - 16 - 17 Jun 2018

HSCC Classic Formula 3 with URS Classic FF2000

Race 15 - Classification

Sheet No:

POS	NO	DRIVER/S	CLASS	CLASS POS	CAR MAKE / MODEL	TIME	LAPS	GAP	DIFF	MPH	BEST	ON
1	3	David Shaw	A	1	Ralt RT1	21:26.019	10	-- 10 laps		101.8	2:07.098	9
2	32	Anthony Hancock	A	2	Lola T670	21:28.609	10	2.590	2.590	101.6	2:07.286	9
3	7	Richard Trott	A	3	Chevron B43	21:51.637	10	25.618	23.028	99.89	2:09.454	6
4	58	Pat Gormley	A	4	Safir RJF3	21:58.351	10	32.332	6.714	99.38	2:10.266	6
5	17	Keith White	A	5	Ralt RT1	21:58.652	10	32.633	0.301	99.35	2:10.172	6
6	6	Ian Pearson	URA	1	Royale RP30	22:05.349	10	39.330	6.697	98.85	2:11.381	10
7	8	David Thorburn	A	6	Ralt RT3	22:07.803	10	41.784	2.454	98.67	2:11.374	10
8	9	Lee Cunningham	A	7	Dallara 381/382	22:19.435	10	53.416	11.632	97.81	2:11.266	10
9	55	Jon Finch	A	8	Ralt RT1	22:24.243	10	58.224	4.808	97.46	2:13.341	8
10	56	Ben Stiles	URA	2	Van Diemen RF82	22:25.017	10	58.998	0.774	97.41	2:13.282	8
11	131	Stephen Pegram	A	9	Ralt RT1	22:33.312	10	1:07.293	8.295	96.81	2:14.059	7
12	47	Louis Hanjoul	A	10	Argo JM1	22:45.067	10	1:19.048	11.755	95.98	2:15.249	8
13	144	Andrew Lancaster	URA	3	Pilbeam MP52	22:45.988	10	1:19.969	0.921	95.91	2:14.854	6
14	57	Christopher Levy	URA	4	Van Diemen RF83	22:46.418	10	1:20.399	0.430	95.88	2:15.113	10
15	77	Erik Pagano	URA	5	Van Diemen RF82	22:59.703	10	1:33.684	13.285	94.96	2:15.406	8
16	29	Jonathan Price	A	11	March 783	23:00.959	10	1:34.940	1.256	94.87	2:15.543	8
17	75	Colin Wright	URB	1	Reynard SF79	23:02.298	10	1:36.279	1.339	94.78	2:16.513	7
18	50	Andy Langridge	A	12	March 803	23:10.779	10	1:44.760	8.481	94.20	2:16.743	8
19	93	Rudolf Ernst	A	13	Ralt RT1	23:15.220	10	1:49.201	4.441	93.90	2:15.564	10
20	149	Amnon Needham	URA	6	Van Diemen RF82	23:33.480	10	2:07.461	18.260	92.69	2:19.820	7
21	16	Richard Cooke	URA	7	Van Diemen RF82	21:34.152	9	-- 9 laps --	20.553	91.11	2:22.318	9
22	98	Rodney Toft	URA	8	Van Diemen RF82	21:38.519	9	4.367	4.367	90.81	2:21.184	8
23	34	Peter Finnigan	URA	9	Van Diemen RF82	21:39.092	9	4.940	0.573	90.76	2:21.084	8
24	49	Glyn Davies	URA	10	Van Diemen RF82	22:26.732	9	52.580	47.640	87.55	2:28.136	9
25	31	Daniel Clayfield	URB	2	Delta T80	22:41.022	9	1:06.870	14.290	86.63	2:29.599	7
					NOT CLASSIFIED							
DNF	30	Paul Dibden	A		Argo JM6	19:44.638	9	-- 9 laps --		99.53	2:10.341	7
DNF	35	John Conway	URA		Van Diemen RF82	21:11.226	8	-- 8 laps --	3:37.751	82.45	2:28.717	4
DNF	117	Chris Lord	URA		Van Diemen RF82	9:57.805	4	-- 4 laps --		87.66	2:19.099	2
DNF	78	Andrew Smith	A		March 783							

FASTEST LAP SUMMARY

NO	DRIVER/S	CLASS	CAR MAKE / MODEL	FASTEST LAP	ON	MPH
3	David Shaw	A	Ralt RT1	2:07.098	9	103.08
6	Ian Pearson	URA	Royale RP30	2:11.381	10	99.72
75	Colin Wright	URB	Reynard SF79	2:16.513	7	95.97

Session Start: 17:25:07 - Finish: 17:46:33
Weather/Track Conditions: Cloudy / Dry
Circuit: Silverstone Historic Grand Prix
Track Length: 5.857 Km - 3.6394 miles

These results are provisional until the conclusion of any judicial and technical matters.

Clerk of the Course:	Timekeeper:	Issued at:
Julian Floyd		

MST

Printed: 17-06-2018 - 17:49

Silverstone International Trophy - 16 - 17 Jun 2018

HSCC Classic Formula 3 with URS Classic FF2000

Race 15 - Sector Analysis

3	David Shaw (A)								Ralt RT1							
lap	Sect-1	Speed	Sect-2	Speed	Sect-3	Speed	Laptime	Pit	lap	Sect-1	Speed	Sect-2	Speed	Sect-3	Speed	Laptime	Pit
1		127.8	1:03.659	124.0	24.409	119.1	2:09.484		6	40.562	130.6	1:03.288	125.9	24.206	120.7	2:08.056	
2	41.045	129.1	1:04.297	123.1	24.486	120.5	2:09.828		7	40.710	130.3	1:03.508	125.2	24.118	120.2	2:08.336	
3	41.004	129.6	1:04.114	125.0	24.215	120.2	2:09.333		8	41.306	128.8	1:02.576	124.7	24.045	120.7	2:07.927	
4	40.569	130.3	1:03.716	125.7	24.351	119.8	2:08.636		9	40.513	129.1	1:02.541	125.4	24.044	121.3	2:07.098	
5	41.503	130.1	1:03.186	125.4	24.201	120.0	2:08.890		10	41.270	128.8	1:02.955	125.2	24.206	120.7	2:08.431	

6	Ian Pearson (URA)								Royale RP30							
lap	Sect-1	Speed	Sect-2	Speed	Sect-3	Speed	Laptime	Pit	lap	Sect-1	Speed	Sect-2	Speed	Sect-3	Speed	Laptime	Pit
1		120.1	1:06.693	116.9	24.958	115.0	2:15.875		6	41.550	122.0	1:05.210	116.5	24.751	113.8	2:11.511	
2	42.287	122.2	1:05.606	116.3	25.053	114.8	2:12.946		7	41.662	122.2	1:05.351	116.9	24.827	113.2	2:11.840	
3	42.306	123.1	1:06.024	116.7	25.144	114.0	2:13.474		8	41.761	121.4	1:05.171	116.5	24.643	114.0	2:11.575	
4	41.884	123.6	1:05.727	116.5	24.878	113.6	2:12.489		9	42.631	122.2	1:05.617	117.1	24.614	114.0	2:12.862	
5	41.736	122.7	1:05.015	116.5	24.645	114.0	2:11.396		10	41.781	121.1	1:05.041	116.7	24.559	113.6	2:11.381	

7	Richard Trott (A)								Chevron B43							
lap	Sect-1	Speed	Sect-2	Speed	Sect-3	Speed	Laptime	Pit	lap	Sect-1	Speed	Sect-2	Speed	Sect-3	Speed	Laptime	Pit
1		122.5	1:05.233	119.6	25.168	114.2	2:13.144		6	40.769	128.6	1:04.237	122.5	24.448	117.6	2:09.454	
2	41.901		1:04.956	119.0	24.511	116.6	2:11.368		7	41.129		1:04.821	122.5	24.507	118.9	2:10.457	
3	41.391	122.9	1:05.315	118.1	24.760	114.6	2:11.466		8	41.183	127.8	1:07.655	117.7	24.962	117.9	2:13.800	
4	41.440		1:04.316	120.7	24.449	116.6	2:10.205		9	41.867		1:04.698	122.7	24.357	116.6	2:10.922	
5	41.504	124.7	1:04.930	120.7	24.566	117.2	2:11.000		10	41.223		1:03.996	124.3	24.602	118.9	2:09.821	

8	David Thorburn (A)								Ralt RT3							
lap	Sect-1	Speed	Sect-2	Speed	Sect-3	Speed	Laptime	Pit	lap	Sect-1	Speed	Sect-2	Speed	Sect-3	Speed	Laptime	Pit
1		127.3	1:06.516	122.0	25.584	117.0	2:16.808		6	41.896	125.4	1:05.416	120.1	24.971	115.8	2:12.283	
2	42.539	125.9	1:05.696	119.8	25.247	116.4	2:13.482		7	41.626	126.6	1:05.364	119.2	25.042	115.8	2:12.032	
3	42.017	126.6	1:05.325	120.9	25.134	117.0	2:12.476		8	41.684	125.9	1:05.693	119.0	25.041	116.0	2:12.418	
4	41.883	127.6	1:05.724	120.1	24.970	117.0	2:12.577		9	41.551	125.7	1:05.409	119.0	24.932	116.8	2:11.892	
5	41.707	126.6	1:05.616	117.7	25.138	116.2	2:12.461		10	41.494	125.0	1:05.175	118.8	24.705	115.8	2:11.374	

9	Lee Cunningham (A)								Dallara 381/382							
lap	Sect-1	Speed	Sect-2	Speed	Sect-3	Speed	Laptime	Pit	lap	Sect-1	Speed	Sect-2	Speed	Sect-3	Speed	Laptime	Pit
1		128.1	1:05.929	122.0	24.964	118.3	2:13.687		6	41.541	130.1	1:05.199	122.5	24.528	118.1	2:11.268	
2	41.930	128.6	1:05.691	122.2	24.879	118.5	2:12.500		7	41.827	128.6	1:05.014	122.0	24.676	118.3	2:11.517	
3	41.790	128.6	1:05.273	122.2	24.744	118.7	2:11.807		8	41.663	129.6	1:05.205	122.7	24.848	117.9	2:11.716	
4	41.619	129.3	1:25.245	116.5	24.898	117.9	2:31.762		9	42.024	128.8	1:04.999	122.5	25.116	116.8	2:12.139	
5	41.863	129.3	1:05.331	122.9	24.579	118.9	2:11.773		10	41.718	127.6	1:04.760	121.6	24.788	117.9	2:11.266	

16	Richard Cooke (URA)								Van Diemen RF82							
lap	Sect-1	Speed	Sect-2	Speed	Sect-3	Speed	Laptime	Pit	lap	Sect-1	Speed	Sect-2	Speed	Sect-3	Speed	Laptime	Pit
1		119.2	1:10.928	111.8	26.596	108.0	2:26.613		6	45.305	117.3	1:11.101	112.4	26.695	106.8	2:23.101	
2	46.793	117.1	1:11.425	112.2	26.593	107.6	2:24.811		7	45.907	116.3	1:10.628	112.0	26.575	107.1	2:23.110	
3	45.334	117.9	1:11.364	111.8	26.775	107.5	2:23.473		8	45.654	116.3	1:10.813	111.8	26.440	107.3	2:22.907	
4	45.434	117.5	1:11.902	111.8	26.625	106.9	2:23.961		9	45.312	115.5	1:10.562	111.8	26.444	106.6	2:22.318	
5	45.912	117.7	1:11.189	111.7	26.757	107.1	2:23.858		10								

17	Keith White (A)								Ralt RT1							
lap	Sect-1	Speed	Sect-2	Speed	Sect-3	Speed	Laptime	Pit	lap	Sect-1	Speed	Sect-2	Speed	Sect-3	Speed	Laptime	Pit
1		125.7	1:06.601	121.6	24.798	117.2	2:14.373		6	41.017	128.6	1:04.745	122.5	24.410	118.5	2:10.172	
2	41.813	126.4	1:07.440	120.9	24.718	118.1	2:13.971		7	41.635	127.3	1:04.890	122.2	24.410	118.1	2:10.935	
3	42.179	127.6	1:06.599	121.6	24.497	118.9	2:13.275		8	41.498	127.1	1:04.948	122.0	24.545	119.1	2:10.991	
4	41.456	127.8	1:05.806	122.5	24.612	118.5	2:11.874		9	41.443	128.1	1:04.816	122.7	24.124	119.4	2:10.383	
5	41.253	127.8	1:05.018	121.8	24.293	118.3	2:10.564		10	42.258	126.6	1:04.993	124.0	24.863	117.6	2:12.114	

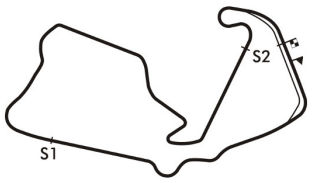

Session Start: 17:25:07 - Finish: 17:46:33
Weather/Track Conditions: Cloudy / Dry
Circuit: Silverstone Historic Grand Prix
Track Length: 5.857 Km - 3.6394 miles
Printed: 17-06-2018 - 17:49

Silverstone International Trophy - 16 - 17 Jun 2018

HSCC Classic Formula 3 with URS Classic FF2000

Race 15 - Sector Analysis

29 Jonathan Price (A) — March 783

lap	Sect-1	Speed	Sect-2	Speed	Sect-3	Speed	Laptime	Pit
1		125.7	1:10.668	118.4	25.665	113.8	2:24.897	
2	43.676	124.3	1:09.980	118.6	25.269	115.6	2:18.925	
3	43.677	125.0	1:09.662	118.1	25.149	115.8	2:18.488	
4	44.016	124.7	1:09.499	118.8	25.479	115.0	2:18.994	
5	43.761	123.6	1:07.835	119.0	24.910	115.4	2:16.506	
6	43.180	124.5	1:08.411	118.6	24.820	115.4	2:16.411	
7	43.193	123.4	1:07.825	117.3	24.597	116.0	2:15.615	
8	42.805	123.8	1:07.878	118.4	24.860	118.5	2:15.543	
9	43.993	123.6	1:09.002	113.7	25.966	115.6	2:18.961	
10	43.951	123.8	1:07.517	119.4	25.151	114.8	2:16.619	

30 Paul Dibden (A) — Argo JM6

lap	Sect-1	Speed	Sect-2	Speed	Sect-3	Speed	Laptime	Pit
1		124.7	1:06.826	120.3	24.886	116.6	2:15.029	
2	41.623	124.3	1:05.494	121.1	24.881	116.8	2:11.998	
3	41.504	126.9	1:05.254	121.6	24.591	117.4	2:11.349	
4	41.627	127.3	1:05.848	120.9	24.725	117.0	2:12.200	
5	41.184	126.6	1:04.606	120.9	24.727	116.8	2:10.517	
6	41.228	127.1	1:04.548	121.4	24.769	116.6	2:10.545	
7	41.397	126.6	1:04.469	121.6	24.475	116.6	2:10.341	
8	41.167	125.9	1:05.464	121.1	24.865	116.8	2:11.496	
9	41.812	125.4	1:04.655	121.4	24.696	117.4	2:11.163	
10								

31 Daniel Clayfield (URB) — Delta T80

lap	Sect-1	Speed	Sect-2	Speed	Sect-3	Speed	Laptime	Pit
1		118.6	1:15.144	113.2	27.195	105.9	2:36.510	
2	47.493	119.0	1:16.702	106.4	27.243	109.1	2:31.438	
3	47.796	119.4	1:15.261	112.8	26.889	109.4	2:29.946	
4	47.470	119.4	1:15.252	108.9	27.200	109.2	2:29.922	
5	47.592	118.8	1:14.900	112.4	27.523	107.3	2:30.015	
6	48.337	118.4	1:15.820	113.6	26.950	108.7	2:31.107	
7	47.412	117.7	1:15.044	112.2	27.143	110.2	2:29.599	
8	47.737	117.5	1:15.221	113.0	27.181	108.9	2:30.139	
9	48.269	117.7	1:15.730	111.8	28.347	108.5	2:32.346	
10								

32 Anthony Hancock (A) — Lola T670

lap	Sect-1	Speed	Sect-2	Speed	Sect-3	Speed	Laptime	Pit
1		125.9	1:04.163	122.2	24.496	119.1	2:08.867	
2	40.941	127.1	1:04.614	122.2	24.442	120.0	2:09.997	
3	41.202	127.1	1:03.825	122.5	24.223	119.6	2:09.250	
4	40.358	128.1	1:04.291	123.1	24.396	118.9	2:09.045	
5	41.152	128.6	1:03.169	122.2	24.358	119.8	2:08.679	
6	40.421	129.1	1:03.487	123.1	24.227	119.4	2:08.135	
7	40.405	129.1	1:05.105	122.7	24.354	118.1	2:09.864	
8	40.505	129.3	1:03.158	122.9	23.999	119.4	2:07.662	
9	40.556	128.1	1:02.820	123.1	23.910	120.0	2:07.286	
10	41.919	127.6	1:03.724	121.8	24.181	117.9	2:09.824	

34 Peter Finnigan (URA) — Van Diemen RF82

lap	Sect-1	Speed	Sect-2	Speed	Sect-3	Speed	Laptime	Pit
1		116.7	1:12.450	111.7	26.427	109.2	2:33.140	
2	46.132	116.5	1:11.302	111.8	26.544	109.2	2:23.978	
3	45.621	118.1	1:11.831	112.2	26.500	108.5	2:23.952	
4	45.296	118.1	1:10.936	112.0	26.510	109.1	2:22.742	
5	45.244	118.4	1:11.243	113.4	26.824	109.6	2:23.311	
6	46.144	117.9	1:11.007	113.2	26.446	109.1	2:23.597	
7	45.507	118.1	1:11.275	112.4	26.732	109.2	2:23.514	
8	45.071	116.7	1:09.845	113.0	26.168	109.2	2:21.084	
9	46.105	115.7	1:11.350	110.7	26.319	109.1	2:23.774	
10								

35 John Conway (URA) — Van Diemen RF82

lap	Sect-1	Speed	Sect-2	Speed	Sect-3	Speed	Laptime	Pit
1			1:14.642	110.0	27.660	105.4	2:37.552	
2	46.769		1:16.027	109.3	26.930	106.9	2:29.726	
3	46.943		1:17.019	111.7	27.252	106.8	2:31.214	
4	47.746		1:13.537	111.3	27.434	103.9	2:28.717	
5	46.182		1:13.908	111.3	31.094	92.9	2:31.184	
6	47.982		1:16.224	111.7	27.406	103.4	2:31.612	
7	46.556		1:17.266	110.2	33.239	82.4	2:37.061	
8	56.659		1:41.917	65.8	In		3:24.160	P

47 Louis Hanjoul (A) — Argo JM1

lap	Sect-1	Speed	Sect-2	Speed	Sect-3	Speed	Laptime	Pit
1		125.9	1:08.205	120.7	25.553	115.6	2:21.144	
2	43.465	124.7	1:07.980	121.1	25.392	116.2	2:16.837	
3	42.843	126.1	1:07.780	120.9	25.253	116.4	2:15.876	
4	42.701	126.9	1:08.496	121.6	25.527	117.6	2:16.724	
5	42.923	126.9	1:07.268	121.4	25.752	117.0	2:15.943	
6	42.905	126.6	1:07.369	121.4	25.501	116.8	2:15.775	
7	42.619	125.7	1:07.293	120.5	25.535	116.2	2:15.447	
8	42.453	125.7	1:07.161	120.9	25.635	116.6	2:15.249	
9	42.666	125.9	1:08.084	121.6	25.450	116.2	2:16.200	
10	42.697	125.2	1:07.613	120.9	25.562	116.6	2:15.872	

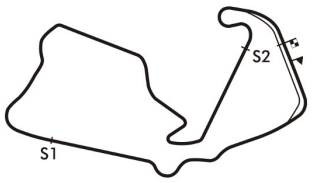

Session Start: 17:25:07 - Finish: 17:46:33
Weather/Track Conditions: Cloudy / Dry
Circuit: Silverstone Historic Grand Prix
Track Length: 5.857 Km - 3.6394 miles
Printed: 17-06-2018 - 17:49

Silverstone International Trophy - 16 - 17 Jun 2018

HSCC Classic Formula 3 with URS Classic FF2000

Race 15 - Sector Analysis

49	Glyn Davies (URA)								Van Diemen RF82							
lap	Sect-1	Speed	Sect-2	Speed	Sect-3	Speed	Laptime	Pit	lap	Sect-1	Speed	Sect-2	Speed	Sect-3	Speed	Laptime	Pit
1		115.9	1:14.347	108.1	28.101	106.9	2:34.573		6	47.154	114.9	1:13.671	110.7	27.339	106.6	2:28.164	
2	47.921	115.5	1:15.174	107.7	27.369	108.0	2:30.464		7	47.713	114.9	1:13.844	111.3	27.032	108.9	2:28.589	
3	47.326	115.9	1:15.160	110.6	27.308	108.2	2:29.794		8	48.003	113.4	1:13.592	110.9	26.806	109.1	2:28.401	
4	47.250	116.3	1:14.474	111.3	26.966	108.5	2:28.690		9	47.014	114.5	1:13.990	107.2	27.132	108.9	2:28.136	
5	47.293	111.3	1:15.139	110.4	27.489	108.0	2:29.921		10								

50	Andy Langridge (A)								March 803							
lap	Sect-1	Speed	Sect-2	Speed	Sect-3	Speed	Laptime	Pit	lap	Sect-1	Speed	Sect-2	Speed	Sect-3	Speed	Laptime	Pit
1		122.0	1:10.718	118.1	26.714	110.5	2:26.959		6	43.108	127.3	1:08.535	120.1	25.675	116.0	2:17.318	
2	46.428	124.5	1:09.601	120.5	25.933	114.4	2:21.962		7	43.234	125.9	1:08.569	119.6	25.467	116.0	2:17.270	
3	44.281	126.1	1:09.298	120.3	25.488	115.4	2:19.067		8	43.298	125.7	1:07.998	120.9	25.447	116.8	2:16.743	
4	44.040	127.1	1:08.968	120.7	25.375	114.8	2:18.383		9	43.510	125.4	1:08.602	120.9	26.032	115.8	2:18.144	
5	43.241	127.3	1:09.014	120.9	25.272	116.0	2:17.527		10	43.366	125.7	1:08.316	120.7	25.724	116.0	2:17.406	

55	Jon Finch (A)								Ralt RT1							
lap	Sect-1	Speed	Sect-2	Speed	Sect-3	Speed	Laptime	Pit	lap	Sect-1	Speed	Sect-2	Speed	Sect-3	Speed	Laptime	Pit
1		126.6	1:07.041	121.8	25.381	117.2	2:17.850		6	42.042	128.8	1:06.121	122.0	25.184	118.9	2:13.347	
2	42.808	126.1	1:06.153	122.0	25.308	117.9	2:14.269		7	42.726	126.4	1:06.131	118.8	25.161	118.5	2:14.018	
3	42.210	127.8	1:06.382	122.0	25.216	118.5	2:13.808		8	42.517	127.8	1:05.541	117.9	25.283	118.9	2:13.341	
4	42.450	128.8	1:06.750	121.1	25.303	118.1	2:14.503		9	42.848	126.6	1:06.002	119.4	26.288	119.1	2:15.138	
5	42.484	127.3	1:06.221	117.7	25.327	117.9	2:14.032		10	42.333	126.6	1:06.461	116.3	25.143	117.2	2:13.937	

56	Ben Stiles (URA)								Van Diemen RF82							
lap	Sect-1	Speed	Sect-2	Speed	Sect-3	Speed	Laptime	Pit	lap	Sect-1	Speed	Sect-2	Speed	Sect-3	Speed	Laptime	Pit
1		122.9	1:06.562	119.4	25.681	113.2	2:16.713		6	42.584	121.4	1:06.608	116.3	25.563	114.4	2:14.755	
2	43.248	121.8	1:06.142	117.1	25.336	113.6	2:14.726		7	42.593	122.2	1:06.563	116.7	25.162	114.2	2:14.318	
3	42.530	121.6	1:06.113	116.7	25.213	114.2	2:13.856		8	42.641	121.1	1:05.617	116.7	25.024	114.2	2:13.282	
4	42.371	121.8	1:06.364	116.3	25.555	113.6	2:14.290		9	43.463	121.4	1:05.913	117.3	25.348	115.2	2:14.724	
5	42.563	120.5	1:06.043	116.5	25.431	113.2	2:14.037		10	42.799	121.4	1:06.189	116.3	25.328	113.4	2:14.316	

57	Christopher Levy (URA)								Van Diemen RF83							
lap	Sect-1	Speed	Sect-2	Speed	Sect-3	Speed	Laptime	Pit	lap	Sect-1	Speed	Sect-2	Speed	Sect-3	Speed	Laptime	Pit
1		120.1	1:08.200	115.3	25.796	112.2	2:20.507		6	43.074	121.6	1:07.225	116.7	25.336	113.6	2:15.635	
2	43.941	118.8	1:09.112	115.7	25.536	112.8	2:18.589		7	43.412	120.1	1:08.891	114.5	25.483	113.0	2:17.786	
3	43.548	120.3	1:07.139	115.9	25.440	112.4	2:16.127		8	42.839	120.3	1:06.923	115.9	25.481	113.4	2:15.243	
4	43.266	120.9	1:07.330	116.1	25.421	113.2	2:16.017		9	42.957	120.9	1:07.112	114.9	25.398	112.8	2:15.467	
5	43.038	121.1	1:07.372	116.5	25.524	113.2	2:15.934		10	43.199	120.9	1:06.526	115.9	25.388	113.2	2:15.113	

58	Pat Gormley (A)								Safir RJF3							
lap	Sect-1	Speed	Sect-2	Speed	Sect-3	Speed	Laptime	Pit	lap	Sect-1	Speed	Sect-2	Speed	Sect-3	Speed	Laptime	Pit
1		128.1	1:06.296	120.7	24.843	117.4	2:15.336		6	41.483	129.8	1:04.569	124.0	24.214	119.8	2:10.266	
2	41.849	128.8	1:05.646	122.9	24.451	119.8	2:11.946		7	41.343	129.6	1:04.540	124.3	24.510	118.5	2:10.393	
3	42.320	129.1	1:05.289	123.8	24.505	118.7	2:12.114		8	41.239	129.3	1:05.371	124.0	24.892	118.9	2:11.502	
4	41.556	129.8	1:06.012	122.5	24.373	118.7	2:11.941		9	43.314	128.1	1:03.911	123.4	24.207	119.4	2:11.432	
5	41.272	129.6	1:04.702	123.4	24.419	119.6	2:10.393		10	42.999	127.6	1:05.367	122.5	24.662	118.3	2:13.028	

75	Colin Wright (URB)								Reynard SF79							
lap	Sect-1	Speed	Sect-2	Speed	Sect-3	Speed	Laptime	Pit	lap	Sect-1	Speed	Sect-2	Speed	Sect-3	Speed	Laptime	Pit
1		121.1	1:09.447	115.7	25.914	112.0	2:22.309		6	43.329	120.7	1:08.570	116.1	25.865	111.8	2:17.764	
2	43.841	119.8	1:08.329	115.9	25.930	112.0	2:18.100		7	43.406	119.4	1:07.445	115.1	25.662	112.2	2:16.513	
3	43.609	120.3	1:09.062	109.3	26.383	109.8	2:19.054		8	43.319	119.8	1:08.065	116.1	25.662	113.0	2:17.046	
4	43.529	120.5	1:07.778	115.1	25.885	111.3	2:17.192		9	45.467	113.6	1:08.555	114.3	25.971	113.0	2:19.993	
5	43.244	120.5	1:08.067	115.5	25.858	112.0	2:17.169		10	43.716	119.6	1:07.671	116.5	25.771	112.0	2:17.158	

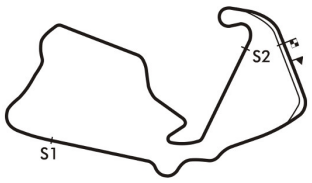

Session Start: 17:25:07 - Finish: 17:46:33
Weather/Track Conditions: Cloudy / Dry
Circuit: Silverstone Historic Grand Prix
Track Length: 5.857 Km - 3.6394 miles
Printed: 17-06-2018 - 17:49

Silverstone International Trophy - 16 - 17 Jun 2018

HSCC Classic Formula 3 with URS Classic FF2000

Race 15 - Sector Analysis

77	Erik Pagano (URA)								Van Diemen RF82								
lap	Sect-1	Speed	Sect-2	Speed	Sect-3	Speed	Laptime	Pit	lap	Sect-1	Speed	Sect-2	Speed	Sect-3	Speed	Laptime	Pit
1		119.0	1:08.971	113.6	25.853	112.2	2:27.100		6	43.194	118.6	1:07.834	114.5	25.114	111.5	2:16.142	
2	45.107	116.7	1:07.873	113.0	25.334	110.7	2:18.314		7	43.506	116.7	1:07.156	113.7	25.132	111.8	2:15.794	
3	43.934	118.1	1:08.834	113.2	25.550	111.1	2:18.318		8	43.326	117.5	1:06.881	114.3	25.199	112.6	2:15.406	
4	43.715	118.4	1:08.492	113.2	25.873	111.5	2:18.080		9	43.982	116.9	1:08.258	111.1	25.709	111.8	2:17.949	
5	43.811	117.7	1:07.960	113.4	25.296	111.3	2:17.067		10	43.332	116.3	1:06.766	113.4	25.435	111.1	2:15.533	

78	Andrew Smith (A)								March 783								
lap	Sect-1	Speed	Sect-2	Speed	Sect-3	Speed	Laptime	Pit	lap	Sect-1	Speed	Sect-2	Speed	Sect-3	Speed	Laptime	Pit

93	Rudolf Ernst (A)								Ralt RT1								
lap	Sect-1	Speed	Sect-2	Speed	Sect-3	Speed	Laptime	Pit	lap	Sect-1	Speed	Sect-2	Speed	Sect-3	Speed	Laptime	Pit
1		125.9	1:11.947	120.1	28.215	109.4	2:34.990		6	43.185	129.3	1:07.977	122.0	25.860	117.4	2:17.022	
2	45.008	128.8	1:10.561	121.8	25.807	116.0	2:21.376		7	43.724	127.8	1:08.455	122.2	25.655	117.2	2:17.834	
3	43.794	129.1	1:11.599	122.2	25.272	117.4	2:20.665		8	43.720	128.6	1:08.472	122.0	25.227	118.5	2:17.419	
4	43.657	129.8	1:08.378	122.5	25.386	117.0	2:17.421		9	43.126	129.1	1:07.173	123.1	25.464	117.9	2:15.763	
5	43.265	129.8	1:08.681	123.1	25.220	117.9	2:17.166		10	43.136	129.1	1:07.489	122.9	24.939	117.9	2:15.564	

98	Rodney Toft (URA)								Van Diemen RF82								
lap	Sect-1	Speed	Sect-2	Speed	Sect-3	Speed	Laptime	Pit	lap	Sect-1	Speed	Sect-2	Speed	Sect-3	Speed	Laptime	Pit
1		117.1	1:12.534	113.2	26.633	109.4	2:29.987		6	45.817	118.4	1:11.027	114.3	26.438	110.2	2:23.282	
2	46.301	116.7	1:10.996	113.0	26.648	109.8	2:23.945		7	45.807	117.7	1:11.930	113.0	26.676	111.1	2:24.413	
3	45.499	118.1	1:12.348	113.2	26.596	109.8	2:24.443		8	45.242	118.6	1:09.639	114.9	26.303	110.5	2:21.184	
4	46.085	117.9	1:11.556	113.2	26.727	109.8	2:24.368		9	47.081	116.9	1:09.297	113.0	26.391	110.3	2:22.769	
5	45.500	118.8	1:11.656	113.7	26.972	109.8	2:24.128		10								

117	Chris Lord (URA)								Van Diemen RF82								
lap	Sect-1	Speed	Sect-2	Speed	Sect-3	Speed	Laptime	Pit	lap	Sect-1	Speed	Sect-2	Speed	Sect-3	Speed	Laptime	Pit
1		119.0	1:09.564	114.1	25.753	127.0	2:23.541		3	44.590	118.4	1:11.200	111.3	26.072	109.8	2:21.862	
2	44.651	118.6	1:08.812	114.3	25.636	111.7	2:19.099		4	49.620	84.8	1:24.382	74.2	In		2:53.303	P

131	Stephen Pegram (A)								Ralt RT1								
lap	Sect-1	Speed	Sect-2	Speed	Sect-3	Speed	Laptime	Pit	lap	Sect-1	Speed	Sect-2	Speed	Sect-3	Speed	Laptime	Pit
1		124.5	1:07.538	116.7	25.285	114.4	2:18.674		6	43.254	122.7	1:07.309	116.7	24.734	113.6	2:15.297	
2	43.215	123.6	1:06.280	117.3	25.277	115.0	2:14.772		7	42.466	122.9	1:06.542	116.5	25.051	114.4	2:14.059	
3	43.430	122.5	1:07.023	116.3	25.255	114.0	2:15.708		8	42.775	123.4	1:06.349	117.3	24.991	114.2	2:14.115	
4	42.821	124.0	1:06.780	115.1	25.159	114.2	2:14.760		9	43.358	122.9	1:06.960	116.7	25.037	113.6	2:15.355	
5	42.980	124.5	1:07.066	108.2	25.519	111.1	2:15.565		10	43.309	120.9	1:06.767	115.9	24.931	115.0	2:15.007	

144	Andrew Lancaster (URA)								Pilbeam MP52								
lap	Sect-1	Speed	Sect-2	Speed	Sect-3	Speed	Laptime	Pit	lap	Sect-1	Speed	Sect-2	Speed	Sect-3	Speed	Laptime	Pit
1		119.6	1:09.686	113.6	25.819	110.7	2:23.167		6	43.121	119.2	1:06.261	114.5	25.472	111.7	2:14.854	
2	43.901		1:08.098	113.9	25.791	111.1	2:17.790		7	42.647	119.2	1:07.109	113.4	25.375	111.5	2:15.131	
3	43.510	119.4	1:08.318	113.4	25.459	111.7	2:17.287		8	43.730		1:06.653	113.7	25.455	112.4	2:15.838	
4	43.349	118.8	1:06.819	113.2	25.672	112.0	2:15.840		9	43.028	117.9	1:06.678	114.5	25.311	113.0	2:15.017	
5	42.979	118.8	1:05.983	114.3	26.184	111.8	2:15.146		10	43.344		1:06.936	114.1	25.638	112.8	2:15.918	

149	Amnon Needham (URA)								Van Diemen RF82								
lap	Sect-1	Speed	Sect-2	Speed	Sect-3	Speed	Laptime	Pit	lap	Sect-1	Speed	Sect-2	Speed	Sect-3	Speed	Laptime	Pit
1		116.7	1:10.914	113.6	26.641	109.4	2:26.778		6	44.748	117.9	1:09.930	113.0	26.238	110.0	2:20.916	
2	45.387	116.7	1:10.193	113.0	26.388	109.1	2:21.968		7	44.707	117.5	1:08.978	112.6	26.135	110.5	2:19.820	
3	45.731	117.7	1:09.701	113.2	26.221	109.6	2:21.653		8	44.373	117.1	1:09.393	112.2	26.325	110.2	2:20.091	
4	44.946	118.6	1:10.048	113.0	26.236	109.4	2:21.230		9	44.701	116.5	1:08.942	113.2	26.499	110.2	2:20.142	
5	44.813	117.7	1:09.828	113.0	26.360	110.2	2:21.001		10	44.513	116.7	1:09.081	113.6	26.287	110.5	2:19.881	

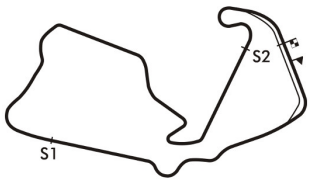

Session Start: 17:25:07 - Finish: 17:46:33
Weather/Track Conditions: Cloudy / Dry
Circuit: Silverstone Historic Grand Prix
Track Length: 5.857 Km - 3.6394 miles
Printed: 17-06-2018 - 17:49

Silverstone International Trophy - 16 - 17 Jun 2018

HSCC Classic Formula 3 with URS Classic FF2000

Race 15 - Best Sector Times

	SECTOR 1			SECTOR 2			SECTOR 3		
	NO	TIME	LAP	NO	TIME	LAP	NO	TIME	LAP
1	32	40.358	4	3	1:02.541	9	32	23.910	9
2	3	40.513	9	32	1:02.820	9	3	24.044	9
3	7	40.769	6	58	1:03.911	9	17	24.124	9
4	17	41.017	6	7	1:03.996	10	58	24.207	9
5	30	41.167	8	30	1:04.469	7	7	24.357	9
6	58	41.239	8	17	1:04.745	6	30	24.475	7
7	8	41.494	10	9	1:04.760	10	9	24.528	6
8	9	41.541	6	78			6	24.559	10
9	6	41.550	6	6	1:05.015	5	29	24.597	7
10	55	42.042	6	8	1:05.175	10	8	24.705	10
11	56	42.371	4	55	1:05.541	8	131	24.734	6
12	47	42.453	8	56	1:05.617	8	93	24.939	10
13	131	42.466	7	144	1:05.983	5	56	25.024	8
14	144	42.647	7	131	1:06.280	2	77	25.114	6
15	29	42.805	8	57	1:06.526	10	55	25.143	10
16	57	42.839	8	77	1:06.766	10	47	25.253	3
17	50	43.108	6	47	1:07.161	8	50	25.272	5
18	93	43.126	9	93	1:07.173	9	144	25.311	9
19	77	43.194	6	75	1:07.445	7	57	25.336	6
20	75	43.244	5	29	1:07.517	10	117	25.636	2
21	78			50	1:07.998	8	75	25.662	7
22	149	44.373	8	117	1:08.812	2	149	26.135	7
23	117	44.590	3	149	1:08.942	9	34	26.168	8
24	34	45.071	8	98	1:09.297	9	98	26.303	8
25	98	45.242	8	34	1:09.845	8	16	26.440	8
26	16	45.305	6	16	1:10.562	9	49	26.806	8
27	35	46.182	5	35	1:13.537	4	31	26.889	3
28	49	47.014	9	49	1:13.592	8	35	26.930	2
29	31	47.412	7	31	1:14.900	5	78		

IDEAL / BEST LAP COMPARISON

NO	NAME	BEST	IN	IDEAL	DIFF
3	David Shaw	2:07.098	9	2:07.098	+0.000
32	Anthony Hancock	2:07.286	9	2:07.088	+0.198
7	Richard Trott	2:09.454	6	2:09.122	+0.332
17	Keith White	2:10.172	6	2:09.886	+0.286
58	Pat Gormley	2:10.266	6	2:09.357	+0.909
9	Lee Cunningham	2:11.266	10	2:10.829	+0.437
8	David Thorburn	2:11.374	10	2:11.374	+0.000
6	Ian Pearson	2:11.381	10	2:11.124	+0.257
56	Ben Stiles	2:13.282	8	2:13.012	+0.270
55	Jon Finch	2:13.341	8	2:12.726	+0.615
131	Stephen Pegram	2:14.059	7	2:13.480	+0.579
144	Andrew Lancaster	2:14.854	6	2:13.941	+0.913
57	Christopher Levy	2:15.113	10	2:14.701	+0.412
47	Louis Hanjoul	2:15.249	8	2:14.867	+0.382
77	Erik Pagano	2:15.406	8	2:15.074	+0.332
29	Jonathan Price	2:15.543	8	2:14.919	+0.624
93	Rudolf Ernst	2:15.564	10	2:15.238	+0.326
75	Colin Wright	2:16.513	7	2:16.351	+0.162
50	Andy Langridge	2:16.743	8	2:16.378	+0.365
149	Amnon Needham	2:19.820	7	2:19.450	+0.370
34	Peter Finnigan	2:21.084	8	2:21.084	+0.000
98	Rodney Toft	2:21.184	8	2:20.842	+0.342
16	Richard Cooke	2:22.318	9	2:22.307	+0.011
49	Glyn Davies	2:28.136	9	2:27.412	+0.724
31	Daniel Clayfield	2:29.599	7	2:29.201	+0.398
30	Paul Dibden	2:10.341	7	2:10.111	+0.230
117	Chris Lord	2:19.099	2	2:19.038	+0.061
35	John Conway	2:28.717	4	2:26.649	+2.068
78	Andrew Smith				+

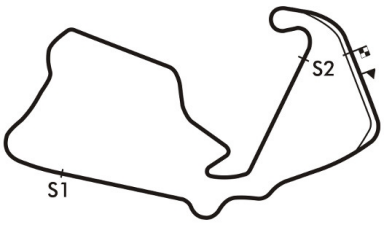

Session Start: 17:25:07 - Finish: 17:46:33
Weather/Track Conditions: Cloudy / Dry
Circuit: Silverstone Historic Grand Prix
Track Length: 5.857 Km - 3.6394 miles

Printed: 17-06-2018 - 17:50

Silverstone International Trophy - 16 - 17 Jun 2018

HSCC Classic Formula 3 with URS Classic FF2000

Race 15 - Best Sector Speeds

	NO	SECTOR 1	MPH	NO	SECTOR 2	MPH	NO	SECTOR 3	MPH
1	3	David Shaw	130.6	3	David Shaw	125.9	117	Chris Lord	127.0
2	9	Lee Cunningham	130.1	7	Richard Trott	124.3	3	David Shaw	121.3
3	58	Pat Gormley	129.8	58	Pat Gormley	124.3	32	Anthony Hancock	120.0
4	93	Rudolf Ernst	129.8	17	Keith White	124.0	58	Pat Gormley	119.8
5	32	Anthony Hancock	129.3	32	Anthony Hancock	123.1	17	Keith White	119.4
6	55	Jon Finch	128.8	93	Rudolf Ernst	123.1	55	Jon Finch	119.1
7	7	Richard Trott	128.6	9	Lee Cunningham	122.9	7	Richard Trott	118.9
8	17	Keith White	128.6	8	David Thorburn	122.0	9	Lee Cunningham	118.9
9	8	David Thorburn	127.6	55	Jon Finch	122.0	29	Jonathan Price	118.5
10	30	Paul Dibden	127.3	30	Paul Dibden	121.6	93	Rudolf Ernst	118.5
11	50	Andy Langridge	127.3	47	Louis Hanjoul	121.6	47	Louis Hanjoul	117.6
12	78	Andrew Smith	127.1	78	Andrew Smith	121.6	30	Paul Dibden	117.4
13	47	Louis Hanjoul	126.9	50	Andy Langridge	120.9	8	David Thorburn	117.0
14	29	Jonathan Price	125.7	29	Jonathan Price	119.4	50	Andy Langridge	116.8
15	131	Stephen Pegram	124.5	56	Ben Stiles	119.4	56	Ben Stiles	115.2
16	6	Ian Pearson	123.6	131	Stephen Pegram	117.3	6	Ian Pearson	115.0
17	56	Ben Stiles	122.9	6	Ian Pearson	117.1	131	Stephen Pegram	115.0
18	57	Christopher Levy	121.6	57	Christopher Levy	116.7	57	Christopher Levy	113.6
19	75	Colin Wright	121.1	75	Colin Wright	116.5	75	Colin Wright	113.0
20	144	Andrew Lancaster	119.6	98	Rodney Toft	114.9	144	Andrew Lancaster	113.0
21	31	Daniel Clayfield	119.4	77	Erik Pagano	114.5	77	Erik Pagano	112.6
22	16	Richard Cooke	119.2	144	Andrew Lancaster	114.5	98	Rodney Toft	111.1
23	77	Erik Pagano	119.0	117	Chris Lord	114.3	149	Amnon Needham	110.5
24	117	Chris Lord	119.0	31	Daniel Clayfield	113.6	31	Daniel Clayfield	110.2
25	98	Rodney Toft	118.8	149	Amnon Needham	113.6	34	Peter Finnigan	109.6
26	149	Amnon Needham	118.6	34	Peter Finnigan	113.4	49	Glyn Davies	109.1
27	34	Peter Finnigan	118.4	16	Richard Cooke	112.4	16	Richard Cooke	108.0
28	49	Glyn Davies	116.3	35	John Conway	111.7	35	John Conway	106.9
29	35	John Conway	0.0	49	Glyn Davies	111.3	78	Andrew Smith	0.0

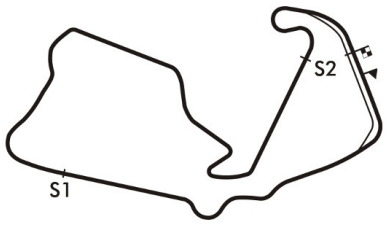

Session Start: 17:25:07 - Finish: 17:46:33
Weather/Track Conditions: Cloudy / Dry
Circuit: Silverstone Historic Grand Prix
Track Length: 5.857 Km - 3.6394 miles

Printed: 17-06-2018 - 17:50

Silverstone International Trophy - 16 - 17 Jun 2018

HSCC Classic Formula 3 with URS Classic FF2000

Race 15 - Lap Chart

Lap 1			Lap 2			Lap 3			Lap 4			Lap 5			Lap 6		
NO	Behind	Laptime	NO	Behind	Laptime	NO	Behind	Laptime	NO	Behind	Laptime	NO	Behind	Laptime	NO	Behind	Laptime
32		2:08.867	32		2:09.997	32		2:09.250	32		2:09.045	32		2:08.679	32		2:08.135
3	0.617	2:09.484	3	0.448	2:09.828	3	0.531	2:09.333	3	0.122	2:08.636	3	0.333	2:08.890	3	0.254	2:08.056
7	4.277	2:13.144	7	5.648	2:11.368	7	7.864	2:11.466	7	9.024	2:10.205	7	11.345	2:11.000	7	12.664	2:09.454
9	4.820	2:13.687	9	7.323	2:12.500	9	9.880	2:11.807	30	13.417	2:12.200	30	15.255	2:10.517	30	17.665	2:10.545
17	5.506	2:14.373	30	8.163	2:11.998	30	10.262	2:11.349	58	14.178	2:11.941	58	15.892	2:10.393	58	18.023	2:10.266
30	6.162	2:15.029	58	8.418	2:11.946	58	11.282	2:12.114	17	16.334	2:11.874	17	18.219	2:10.564	17	20.256	2:10.172
58	6.469	2:15.336	17	9.480	2:13.971	17	13.505	2:13.275	6	17.625	2:12.489	6	20.342	2:11.396	6	23.718	2:11.511
6	7.008	2:15.875	6	9.957	2:12.946	6	14.181	2:13.474	8	18.184	2:12.577	8	21.966	2:12.461	8	26.114	2:12.283
56	7.846	2:16.713	8	11.426	2:13.482	8	14.652	2:12.476	56	22.426	2:14.290	56	27.784	2:14.037	55	33.836	2:13.347
8	7.941	2:16.808	56	12.575	2:14.726	56	17.181	2:13.856	55	23.271	2:14.503	55	28.624	2:14.032	56	34.404	2:14.755
55	8.983	2:17.850	55	13.255	2:14.269	55	17.813	2:13.808	131	26.755	2:14.760	131	33.641	2:15.565	9	38.824	2:11.268
131	9.807	2:18.674	131	14.582	2:14.772	131	21.040	2:15.708	9	32.597	2:31.762	9	35.691	2:11.773	131	40.803	2:15.297
57	11.640	2:20.507	47	19.117	2:16.837	47	25.743	2:15.876	47	33.422	2:16.724	47	40.686	2:15.943	47	48.326	2:15.775
47	12.277	2:21.144	57	20.232	2:18.589	57	27.109	2:16.127	57	34.081	2:16.017	57	41.336	2:15.934	57	48.836	2:15.635
75	13.442	2:22.309	75	21.545	2:18.100	144	30.130	2:17.287	144	36.925	2:15.840	144	43.392	2:15.146	144	50.111	2:14.854
144	14.300	2:23.167	144	22.093	2:17.790	75	31.349	2:19.054	75	39.496	2:17.192	75	47.986	2:17.169	75	57.615	2:17.764
117	14.674	2:23.541	117	23.776	2:19.099	29	34.196	2:18.488	29	44.145	2:18.994	29	51.972	2:16.506	29	1:00.248	2:16.411
29	16.030	2:24.897	29	24.958	2:18.925	77	35.618	2:18.318	77	44.653	2:18.080	77	53.041	2:17.067	77	1:01.048	2:16.142
16	17.746	2:26.613	77	26.550	2:18.314	117	36.388	2:21.862	50	49.212	2:18.383	50	58.060	2:17.527	50	1:07.243	2:17.318
149	17.911	2:26.778	149	29.882	2:21.968	50	39.874	2:19.067	149	54.470	2:21.230	93	1:05.780	2:17.166	93	1:14.667	2:17.022
50	18.092	2:26.959	50	30.057	2:21.962	149	42.285	2:21.653	93	57.293	2:17.421	149	1:06.792	2:21.001	149	1:19.573	2:20.916
77	18.233	2:27.100	16	32.560	2:24.811	16	46.783	2:23.473	16	1:01.699	2:23.961	16	1:16.878	2:23.858	16	1:31.844	2:23.101
98	21.120	2:29.987	98	35.068	2:23.945	93	48.917	2:20.665	98	1:05.584	2:24.368	98	1:21.033	2:24.128	98	1:36.180	2:23.282
34	24.273	2:33.140	93	37.502	2:21.376	98	50.261	2:24.443	34	1:06.653	2:22.742	34	1:21.285	2:23.311	34	1:36.747	2:23.597
49	25.706	2:34.573	34	38.254	2:23.978	34	52.956	2:23.952	117	1:20.646	2:53.303	49	1:47.604	2:29.921	49	2:07.633	2:28.164
93	26.123	2:34.990	49	46.173	2:30.464	49	1:06.717	2:29.794	49	1:26.362	2:28.690	31	1:51.993	2:30.015			
31	27.643	2:36.510	35	48.414	2:29.726	31	1:09.780	2:29.946	35	1:30.050	2:28.717	35	1:52.555	2:31.184			
35	28.685	2:37.552	31	49.084	2:31.438	35	1:10.378	2:31.214	31	1:30.657	2:29.922						

Session Start: 17:25:07 - Finish: 17:46:33
Weather/Track Conditions: Cloudy / Dry
Circuit: Silverstone Historic Grand Prix
Track Length: 5.857 Km - 3.6394 miles
Printed: 17-06-2018 - 17:51

MST
Results: www.mstworld.com. Live Timing: https://livetiming.getraceresults.com/mst. Email: timing@mstworld.com

Silverstone International Trophy - 16 - 17 Jun 2018

HSCC Classic Formula 3 with URS Classic FF2000

Race 15 - Lap Chart

Lap 7			Lap 8			Lap 9			Lap 10		
NO	Behind	Laptime	NO	Behind	Laptime	NO	Behind	Laptime	NO	Behind	Laptime
3		2:08.336	3		2:07.927	3		2:07.098	3		2:08.431
32	1.274	2:09.864	32	1.009	2:07.662	32	1.197	2:07.286	32	2.590	2:09.824
31	1 LAP	2:31.107	49	1 LAP	2:28.589	7	24.228	2:10.922	16	1 LAP	2:22.318
35	1 LAP	2:31.612	7	20.404	2:13.800	30	27.050	2:11.163	98	1 LAP	2:22.769
7	14.531	2:10.457	30	22.985	2:11.496	58	27.735	2:11.432	34	1 LAP	2:23.774
30	19.416	2:10.341	58	23.401	2:11.502	17	28.950	2:10.383	7	25.618	2:09.821
58	19.826	2:10.393	17	25.665	2:10.991	6	36.380	2:12.862	58	32.332	2:13.028
17	22.601	2:10.935	31	1 LAP	2:29.599	8	38.841	2:11.892	17	32.633	2:12.114
6	26.968	2:11.840	6	30.616	2:11.575	49	1 LAP	2:28.401	6	39.330	2:11.381
8	29.556	2:12.032	8	34.047	2:12.418	9	50.581	2:12.139	8	41.784	2:11.374
55	39.264	2:14.018	35	1 LAP	2:37.061	31	1 LAP	2:30.139	9	53.416	2:11.266
56	40.132	2:14.318	55	44.678	2:13.341	55	52.718	2:15.138	55	58.224	2:13.937
9	41.751	2:11.517	56	45.487	2:13.282	56	53.113	2:14.724	56	58.998	2:14.316
131	46.272	2:14.059	9	45.540	2:11.716	131	1:00.717	2:15.355	49	1 LAP	2:28.136
47	55.183	2:15.447	131	52.460	2:14.115	47	1:11.607	2:16.200	131	1:07.293	2:15.007
144	56.652	2:15.131	47	1:02.505	2:15.249	144	1:12.482	2:15.017	31	1 LAP	2:32.346
57	58.032	2:17.786	144	1:04.563	2:15.838	57	1:13.717	2:15.467	47	1:19.048	2:15.872
75	1:05.538	2:16.513	57	1:05.348	2:15.243	77	1:26.582	2:17.949	144	1:19.969	2:15.918
29	1:07.273	2:15.615	75	1:14.657	2:17.046	29	1:26.752	2:18.961	57	1:20.399	2:15.113
77	1:08.252	2:15.794	29	1:14.889	2:15.543	75	1:27.552	2:19.993	77	1:33.684	2:15.533
50	1:15.923	2:17.270	77	1:15.731	2:15.406	50	1:35.785	2:18.144	29	1:34.940	2:16.619
93	1:23.911	2:17.834	50	1:24.739	2:16.743	93	1:42.068	2:15.763	75	1:36.279	2:17.158
149	1:30.803	2:19.820	93	1:33.403	2:17.419	35	1 LAP	3:24.160	50	1:44.760	2:17.406
16	1:46.364	2:23.110	149	1:42.967	2:20.091	149	1:56.011	2:20.142	93	1:49.201	2:15.564
34	1:51.671	2:23.514	16	2:01.344	2:22.907				149	2:07.461	2:19.881
98	1:52.003	2:24.413	34	2:04.828	2:21.084						
			98	2:05.260	2:21.184						

Session Start: 17:25:07 - Finish: 17:46:33
Weather/Track Conditions: Cloudy / Dry
Circuit: Silverstone Historic Grand Prix
Track Length: 5.857 Km - 3.6394 miles
Printed: 17-06-2018 - 17:51

MST
Results: www.mstworld.com. Live Timing: https://livetiming.getraceresults.com/mst. Email: timing@mstworld.com

Silverstone International Trophy - 16 - 17 Jun 2018

GT & Sports Car Cup supported by Denis Welch Motorsport

Qualifying for Race 8 - Classification

Sheet No:

POS	NO	DRIVER/S	CLASS	CLASS POS	CAR MAKE / MODEL	TIME	ON	LAPS	GAP	DIFF	MPH
1	81	John Clark-Phil Keen	GT4	1	Jaguar E-type	2:26.013	5	11			89.73
2	75	Leo Voyazides-Simon Hadfield	GT4	2	AC Cobra 289	2:26.171	10	11	0.158	0.158	89.63
3	77	Philip Walker-Miles Griffiths	SP2	1	Lotus 15	2:26.364	11	11	0.351	0.193	89.51
4	86	John Pearson-Gary Pearson	GT4	3	Jaguar E-type	2:26.414	2	10	0.401	0.050	89.48
5	55	Martin Melling-Jason Minshaw	GT4	4	Jaguar E-type	2:27.317	10	11	1.304	0.903	88.94
6	74	Chris Chiles-Chris Chiles Jnr-Simon Garrac	GT4	5	AC Cobra 289	2:27.779	3	11	1.766	0.462	88.66
7	90	Sandy Watson-Andrew Kirkaldy-Martin O'C	GT4	6	Jaguar E-type	2:29.025	3	6	3.012	1.246	87.92
8	27	Stefan Ziegler-Ben Shuckburgh	GT4	7	Jaguar E-type	2:29.412	10	11	3.399	0.387	87.69
9	87	Mark Donnor-Gary Pearson	GT4	8	Jaguar E-type	2:29.710	8	10	3.697	0.298	87.51
10	93	Andrew Garside-Andy Newall	GT4	9	Lotus Elan 26R Shapecraft	2:29.730	11	11	3.717	0.020	87.50
11	179	Chris Milner-Nigel Greensall	GT3	1	Jaguar E-type	2:32.029	9	10	6.016	2.299	86.18
12	94	Mark Midgley-Rob Wainwright	GT4	10	Lotus Elan 26R Shapecraft	2:32.521	4	11	6.508	0.492	85.90
13	85	Martin Hunt-Theo Hunt-Patrick Blakeney-E	GT4	11	Jaguar E-type	2:32.642	5	10	6.629	0.121	85.83
14	17	Gavin Henderson-Rory Henderson	GT4	12	AC Cobra 289	2:32.862	8	10	6.849	0.220	85.71
15	33	Alex Bell-Julian Thomas	GT3	2	Austin Healey 3000	2:33.048	2	11	7.035	0.186	85.61
16	151	Jason Yates-Joe Twyman	GT4	13	AC Cobra 289	2:33.083	4	11	7.070	0.035	85.59
17	52	Martyn Corfield-Jeremy Welch	GT3	3	Austin Healey 3000	2:35.020	7	10	9.007	1.937	84.52
18	7	Michael Squire-Richard Squire	GT4	14	Sunbeam Tiger Le Mans	2:35.628	7	7	9.615	0.608	84.19
19	56	Chris Clarkson-David Smithies	GT3	4	Austin Healey 3000	2:36.613	10	11	10.600	0.985	83.66
20	1	Malcolm Paul-Rick Bourne	GT2	1	TVR Grantura Mk3	2:37.263	4	11	11.250	0.650	83.31
21	57	John Emberson-Bill Wykeham	GT3	5	Morgan Plus 4 SLR	2:37.275	8	11	11.262	0.012	83.30
22	98	Stephen Bond-Keith Fell	GT4	15	Lotus Elan	2:37.280	4	10	11.267	0.005	83.30
23	53	Crispin Harris-James Wilmoth	GT3	6	Austin Healey 3000	2:37.560	10	11	11.547	0.280	83.15
24	32	Tim Jacobsen-Laurence Jacobsen	GT2	2	MG B	2:38.938	9	10	12.925	1.378	82.43
25	58	Mark Pangborn-Harvey Woods	GT3	7	Austin Healey 3000	2:39.144	2	9	13.131	0.206	82.33
26	46	Rod Begbie-Nick Lees	GT2	3	TVR Grantura Mk3	2:40.435	4	10	14.422	1.291	81.66
27	71	Allan Ross-Jones-Daniel Ross-Jones	GT3	8	Triumph TR4	2:41.172	10	11	15.159	0.737	81.29
28	61	Simon Orebi Gann-Mike Bell	GT3	9	Morgan Plus 4 SLR	2:42.344	2	10	16.331	1.172	80.70
29	24	Marc Gordon-Nick Finburgh	GT1	1	Lotus Elite	2:42.795	10	10	16.782	0.451	80.48
30	26	Mike Thorne-Sarah Bennett-Baggs	GT2	4	Austin Healey 100/4	2:43.244	4	10	17.231	0.449	80.26
31	80	Clive Morley-Stuart Morley-James Morley	GT4	16	Chevrolet Corvette Stingray	2:43.498	9	10	17.485	0.254	80.13
32	36	Nigel Greensall-Edward Stone	GT2	5	MG B	2:44.367	2	9	18.354	0.869	79.71
33	67	Sandy Watson-Andrew Kirkaldy-Martin O'C	GT3	10	Jaguar E-type	2:47.399	3	5	21.386	3.032	78.27
34	99	Neil Merry-Paul Clayson	GT4	17	Sunbeam Tiger	2:47.573	3	10	21.560	0.174	78.19
35	37	Beverley Philips-Chris Philips-Oliver Phillip	GT2	6	MG B	2:49.398	5	9	23.385	1.825	77.34
36	42	Peter Tognola-Steve Monk	GT2	7	Porsche 911	2:49.424	8	8	23.411	0.026	77.33

Cars 17 & 36 require working transponders - Regulation Q12.2.1 refers.

Session Start: 12:22:46 - Finish: 12:52:48
Weather/Track Conditions: Bright / Dry
Circuit: Silverstone Historic Grand Prix
Track Length: 5.857 Km - 3.6394 miles

These results are provisional until the conclusion of any judicial and technical matters.

Clerk of the Course:	Timekeeper:	Issued at:
Julian Floyd		

Silverstone International Trophy - 16 - 17 Jun 2018

GT & Sports Car Cup supported by Denis Welch Motorsport

Qualifying for Race 8 - Sector Analysis

1	M.Paul / R.Bourne (GT2)								TVR Grantura Mk3								
lap	Sect-1	Speed	Sect-2	Speed	Sect-3	Speed	Laptime	Pit	lap	Sect-1	Speed	Sect-2	Speed	Sect-3	Speed	Laptime	Pit
1	52.487	115.5	1:20.947	108.4	29.712	103.4	2:43.146		7	51.742	117.5	1:22.133	106.7	31.080	103.6	2:44.955	
2	50.054	116.3	1:19.024	110.2	29.458	103.6	2:38.536		8	51.384	116.5	1:22.778	108.6	30.724	100.9	2:44.886	
3	50.265	117.5	1:18.472	110.9	29.656	103.7	2:38.393		9	50.926	117.1	1:22.370	109.8	30.531	103.2	2:43.827	
4	49.782	118.4	1:17.939	111.5	29.542	103.7	2:37.263		10	52.115	117.7	1:21.389	108.8	30.170	102.9	2:43.674	
5	50.102	116.3	1:20.391	93.6	In		2:51.064	P	11	51.177	116.7	1:21.650	109.3	31.312	104.1	2:44.139	
6	Out	116.7	1:22.850	108.2	31.233	102.3	3:43.508	P	12								

7	M.Squire / R.Squire (GT4)								Sunbeam Tiger Le Mans								
lap	Sect-1	Speed	Sect-2	Speed	Sect-3	Speed	Laptime	Pit	lap	Sect-1	Speed	Sect-2	Speed	Sect-3	Speed	Laptime	Pit
1	54.787	108.8	1:29.379	93.5	32.829	100.7	2:56.995		5	Out	119.0	1:24.552	98.3	30.658	111.5	3:40.114	P
2	52.498	116.7	1:26.731	105.5	32.641	102.4	2:51.870		6	49.278	131.6	1:18.832	115.7	29.554	113.6	2:37.664	
3	52.240	111.3	1:25.445	112.6	31.471	107.5	2:49.156		7	48.132	133.9	1:17.943	115.3	29.553	112.4	2:35.628	
4	51.088	118.8	1:25.831	99.3	In		2:55.660	P	8								

17	G.Henderson / R.Henderson (GT4)								AC Cobra 289								
lap	Sect-1	Speed	Sect-2	Speed	Sect-3	Speed	Laptime	Pit	lap	Sect-1	Speed	Sect-2	Speed	Sect-3	Speed	Laptime	Pit
1							2:47.662		6							2:34.363	
2							2:46.589		7							2:33.799	
3							2:46.251		8							2:32.862	
4			In		In		6:53.774	P	9							2:36.124	
5							2:34.700		10							2:39.977	

24	M.Gordon / N.Finburgh (GT1)								Lotus Elite								
lap	Sect-1	Speed	Sect-2	Speed	Sect-3	Speed	Laptime	Pit	lap	Sect-1	Speed	Sect-2	Speed	Sect-3	Speed	Laptime	Pit
1	56.663	104.2	1:26.096	101.2	31.311	93.7	2:54.070		6	51.913	110.0	1:21.888	103.6	30.577	98.3	2:44.378	
2	53.267	111.1	1:24.743	101.4	30.820	96.9	2:48.830		7	51.633	112.6	1:22.945	103.2	In		2:52.308	P
3	52.678	112.0	1:22.169	104.9	30.874	97.4	2:45.721		8	Out	110.6	1:22.112	104.0	30.601	98.3	4:17.911	P
4	52.640	111.1	1:22.493	104.0	31.154	97.7	2:46.287		9	51.918	109.7	1:20.533	103.7	30.454	98.0	2:42.905	
5	51.930	111.3	1:22.061	101.7	31.488	98.9	2:45.479		10	51.413	110.9	1:20.846	104.5	30.536	96.0	2:42.795	

26	M.Thorne / S.Bennett-Baggs (GT2)								Austin Healey 100/4								
lap	Sect-1	Speed	Sect-2	Speed	Sect-3	Speed	Laptime	Pit	lap	Sect-1	Speed	Sect-2	Speed	Sect-3	Speed	Laptime	Pit
1	58.251	103.2	1:25.860	103.1	31.062	100.4	2:55.173		6	Out	110.0	1:29.190	106.2	30.840	101.3	4:49.963	P
2	52.065	113.9	1:24.013	107.9	30.660	99.5	2:46.738		7	52.872	113.7	1:27.192	103.1	31.438	101.8	2:51.502	
3	52.098	113.4	1:22.036	107.5	30.721	101.3	2:44.855		8	52.653	115.9	1:25.993	106.9	31.869	100.6	2:50.515	
4	51.213	114.5	1:21.283	108.6	30.748	101.5	2:43.244		9	52.139	114.3	1:24.108	107.7	30.873	102.4	2:47.120	
5	51.988	114.5	1:23.038	102.0	In		2:55.451	P	10	52.488	113.9	1:24.367	106.4	31.475	100.6	2:48.330	

27	S.Ziegler / B.Shuckburgh (GT4)								Jaguar E-type								
lap	Sect-1	Speed	Sect-2	Speed	Sect-3	Speed	Laptime	Pit	lap	Sect-1	Speed	Sect-2	Speed	Sect-3	Speed	Laptime	Pit
1	55.087	101.1	1:23.356	96.3	30.839	106.2	2:49.282		7	Out	133.4	1:17.217	115.9	28.732	115.6	3:39.730	P
2	48.699	130.3	1:19.719	123.4	30.467	113.6	2:38.885		8	46.302	136.4	1:15.562	110.4	29.230	111.1	2:31.094	
3	47.873	134.2	1:17.915	119.8	29.461	110.3	2:35.249		9	59.661	100.5	1:18.711	115.9	28.545	116.0	2:46.917	
4	47.912	132.9	1:17.241	118.4	28.681	114.6	2:33.834		10	46.244	136.7	1:14.976	120.3	28.192	117.0	2:29.412	
5	47.537	136.1	1:16.556	113.0	29.352	107.3	2:33.445		11	47.988	134.8	1:15.531	118.8	29.008	111.8	2:32.527	
6	48.407	114.5	1:19.129	97.4	In		2:47.069	P	12								

32	T.Jacobsen / L.Jacobsen (GT2)								MG B								
lap	Sect-1	Speed	Sect-2	Speed	Sect-3	Speed	Laptime	Pit	lap	Sect-1	Speed	Sect-2	Speed	Sect-3	Speed	Laptime	Pit
1	55.675	109.3	1:27.620	82.6	35.043	94.6	2:58.338		6	50.932	108.8	1:19.239	103.7	30.011	98.2	2:40.182	
2	53.149	109.3	1:21.465	105.4	30.366	98.9	2:44.980		7	50.366	110.0	1:21.237	100.9	30.364	99.3	2:41.967	
3	52.668	107.9	1:22.694	105.0	30.914	98.2	2:46.276		8	51.224	109.3	1:18.860	103.4	29.828	98.6	2:39.912	
4	51.501	110.0	1:23.758	103.4	In		2:52.174	P	9	50.458	108.8	1:18.763	103.4	29.717	98.0	2:38.938	
5	Out	108.1	1:20.910	103.4	30.558	97.4	4:15.747	P	10	51.909	108.4	1:23.034	92.9	In		2:56.006	P

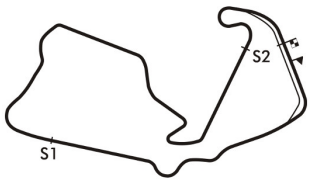

Session Start: 12:22:46 - Finish: 12:52:48
Weather/Track Conditions: Bright / Dry
Circuit: Silverstone Historic Grand Prix
Track Length: 5.857 Km - 3.6394 miles
Printed: 16-06-2018 - 12:59

Silverstone International Trophy - 16 - 17 Jun 2018

GT & Sports Car Cup supported by Denis Welch Motorsport

Qualifying for Race 8 - Sector Analysis

33 A.Bell / J.Thomas (GT3) — Austin Healey 3000

lap	Sect-1	Speed	Sect-2	Speed	Sect-3	Speed	Laptime	Pit	lap	Sect-1	Speed	Sect-2	Speed	Sect-3	Speed	Laptime	Pit
1	52.463	118.8	1:17.953	114.5	29.203	107.3	2:39.619		7	49.706	110.2	1:22.080	111.5	In		2:48.469	P
2	48.386	122.7	1:15.962	117.7	28.700	109.2	2:33.048		8	Out	122.5	1:24.130	108.4	30.283	104.9	4:05.037	P
3	48.556	123.1	1:16.269	117.5	28.630	108.3	2:33.455		9	50.348	121.8	1:20.323	106.0	29.805	108.0	2:40.476	
4	48.255	123.6	1:16.734	117.1	29.001	108.7	2:33.990		10	50.210	122.2	1:20.749	114.1	30.069	106.4	2:41.028	
5	49.022	122.0	1:16.878	117.5	28.634	108.5	2:34.534		11	50.250	122.7	1:20.880	113.0	29.948	107.5	2:41.078	
6	48.032	123.8	1:18.279	116.9	28.723	108.5	2:35.034		12								

36 N.Greensall / E.Stone (GT2) — MG B

lap	Sect-1	Speed	Sect-2	Speed	Sect-3	Speed	Laptime	Pit	lap	Sect-1	Speed	Sect-2	Speed	Sect-3	Speed	Laptime	Pit
1							2:51.112		6							2:44.898	
2							2:44.367		7							2:44.569	
3			In		In		7:04.578	P	8							2:45.606	
4							2:46.452		9							2:44.600	
5							2:52.800		10								

37 B.Philips / C.Philips / O.Phillips (GT2) — MG B

lap	Sect-1	Speed	Sect-2	Speed	Sect-3	Speed	Laptime	Pit	lap	Sect-1	Speed	Sect-2	Speed	Sect-3	Speed	Laptime	Pit
1	1:01.807	86.5	1:35.488	84.5	33.061	93.4	3:10.356		6	53.309	107.4	1:25.501	100.0	In		3:00.136	P
2	58.334	100.8	1:31.799	91.9	32.163	94.6	3:02.296		7	Out	103.9	1:29.092	91.1	32.820	94.5	3:53.077	P
3	57.845	100.3	1:32.577	90.2	In		3:14.268	P	8	53.889	105.5	1:27.326	95.7	32.090	95.0	2:53.305	
4	Out	107.0	1:27.341	101.7	31.334	97.0	3:52.512	P	9	54.049	106.0	1:25.164	98.4	31.370	95.5	2:50.583	
5	53.930	106.4	1:24.161	101.4	31.307	97.0	2:49.398		10								

42 P.Tognola / S.Monk (GT2) — Porsche 911

lap	Sect-1	Speed	Sect-2	Speed	Sect-3	Speed	Laptime	Pit	lap	Sect-1	Speed	Sect-2	Speed	Sect-3	Speed	Laptime	Pit
1	56.075	106.9	1:40.962	66.2	In		3:20.891	P	5	Out	105.4	1:25.088	105.0	30.682	100.1	4:53.026	P
2	Out	110.9	1:26.263	102.1	32.223	96.6	7:17.923	P	6	53.020	102.1	1:24.852	96.6	32.768	93.6	2:50.640	
3	54.061	112.4	1:26.675	100.5	33.040	94.8	2:53.776		7	54.003	98.5	1:25.718	98.4	31.934	97.3	2:51.655	
4	55.658	110.9	1:26.709	103.7	In		2:58.645	P	8	53.909	105.7	1:23.820	100.3	31.695	92.2	2:49.424	

46 R.Begbie / N.Lees (GT2) — TVR Grantura Mk3

lap	Sect-1	Speed	Sect-2	Speed	Sect-3	Speed	Laptime	Pit	lap	Sect-1	Speed	Sect-2	Speed	Sect-3	Speed	Laptime	Pit
1	59.231	107.2	1:26.044	75.9	33.383	98.2	2:58.658		6	52.480	108.4	1:23.107	102.0	In		2:54.567	P
2	51.584	110.9	1:20.057	107.0	30.214	99.9	2:41.855		7	Out	99.0	1:31.997	96.8	31.859	96.9	5:04.649	P
3	53.543	112.6	1:23.003	105.2	29.582	100.6	2:46.128		8	55.160	107.5	1:26.703	101.7	30.874	97.7	2:52.737	
4	50.925	111.8	1:19.226	105.4	30.284	100.6	2:40.435		9	53.559	108.4	1:24.545	102.1	31.263	96.3	2:49.367	
5	51.777	111.5	1:20.355	105.4	29.658	100.3	2:41.790		10	53.692	108.6	1:23.496	103.7	30.542	98.5	2:47.730	

52 M.Corfield / J.Welch (GT3) — Austin Healey 3000

lap	Sect-1	Speed	Sect-2	Speed	Sect-3	Speed	Laptime	Pit	lap	Sect-1	Speed	Sect-2	Speed	Sect-3	Speed	Laptime	Pit
1	50.540	117.5	1:19.954	103.4	29.879	106.2	2:40.373		6	Out	120.1	1:17.404	110.0	29.252	106.1	3:21.611	P
2	49.564	118.6	1:18.010	110.0	29.402	106.2	2:36.976		7	48.600	120.3	1:17.284	112.2	29.136	106.4	2:35.020	
3	49.515	121.1	1:18.060	112.0	29.198	107.1	2:36.773		8	49.136	121.6	1:17.505	110.6	29.211	106.1	2:35.852	
4	49.149	120.5	1:17.844	111.8	29.272	106.8	2:36.265		9	48.722	119.6	1:17.404	112.0	29.245	105.9	2:35.371	
5	49.146	119.2	1:18.533	112.6	In		2:44.487	P	10	48.792	119.8	1:17.089	111.8	In		2:44.120	P

53 C.Harris / J.Wilmoth (GT3) — Austin Healey 3000

lap	Sect-1	Speed	Sect-2	Speed	Sect-3	Speed	Laptime	Pit	lap	Sect-1	Speed	Sect-2	Speed	Sect-3	Speed	Laptime	Pit
1	52.568	107.9	1:22.034	93.2	30.909	109.1	2:45.511		7	49.527	125.9	1:18.732	111.8	30.161	109.6	2:38.420	
2	50.155	122.5	1:21.736	96.7	30.737	100.4	2:42.628		8	49.691	125.2	1:18.765	109.3	30.120	109.8	2:38.576	
3	52.398	117.3	1:23.701	108.1	30.207	103.1	2:46.306		9	49.555	123.6	1:18.789	113.4	29.971	109.4	2:38.315	
4	52.410	120.9	1:20.309	107.4	30.565	104.1	2:43.284		10	49.532	124.5	1:18.280	111.8	29.748	110.3	2:37.560	
5	51.879	115.5	1:21.057	105.0	In		2:53.991	P	11	49.259	123.4	1:18.531	109.1	29.803	108.5	2:37.593	
6	Out	123.1	1:20.217	97.1	31.166	108.9	3:52.636	P	12								

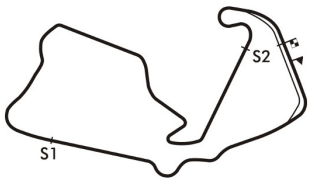

Session Start: 12:22:46 - Finish: 12:52:48
Weather/Track Conditions: Bright / Dry
Circuit: Silverstone Historic Grand Prix
Track Length: 5.857 Km - 3.6394 miles
Printed: 16-06-2018 - 12:59

Silverstone International Trophy - 16 - 17 Jun 2018

GT & Sports Car Cup supported by Denis Welch Motorsport

Qualifying for Race 8 - Sector Analysis

55 M.Melling / J.Minshaw (GT4) — Jaguar E-type

lap	Sect-1	Speed	Sect-2	Speed	Sect-3	Speed	Laptime	Pit	lap	Sect-1	Speed	Sect-2	Speed	Sect-3	Speed	Laptime	Pit
1	53.899	107.7	1:24.428	101.8	31.991	100.7	2:50.318		7	46.070	135.6	1:14.517	126.1	27.925	117.2	2:28.512	
2	51.144	121.4	1:21.488	107.4	29.741	107.6	2:42.373		8	45.831	134.5	1:14.332	125.2	27.951	116.8	2:28.114	
3	50.734	125.2	1:20.578	115.1	29.458	109.8	2:40.770		9	46.873	134.5	1:15.157	114.9	28.391	114.6	2:30.421	
4	49.862	120.3	1:19.461	111.1	29.444	110.0	2:38.767		10	45.949	135.3	1:13.712	126.4	27.656	116.8	2:27.317	
5	49.241	122.0	1:20.658	99.3	In		2:53.029	P	11	46.793	135.0	1:15.484	112.2	28.644	117.0	2:30.921	
6	Out	134.8	1:15.318	114.7	29.082	115.8	4:27.269	P	12								

56 C.Clarkson / D.Smithies (GT3) — Austin Healey 3000

lap	Sect-1	Speed	Sect-2	Speed	Sect-3	Speed	Laptime	Pit	lap	Sect-1	Speed	Sect-2	Speed	Sect-3	Speed	Laptime	Pit
1	52.350	112.4	1:23.790	107.2	29.862	107.1	2:46.002		7	Out	118.8	1:21.700	110.0	30.134	110.9	3:47.839	P
2	50.896	121.8	1:21.720	114.9	29.632	105.9	2:42.248		8	49.417	119.8	1:19.436	109.3	29.942	111.1	2:38.795	
3	50.117	123.1	1:20.151	114.5	29.881	107.8	2:40.149		9	48.995	122.7	1:18.113	113.4	29.955	111.7	2:37.063	
4	51.153	122.9	1:20.580	113.6	29.391	106.1	2:41.124		10	49.002	123.1	1:18.102	115.3	29.509	110.7	2:36.613	
5	49.849	121.1	1:19.738	105.8	30.277	105.6	2:39.864		11	48.891	123.8	1:18.713	111.8	30.043	109.6	2:37.647	
6	50.550	120.9	1:23.112	88.3	In		2:51.733	P	12								

57 J.Emberson / B.Wykeham (GT3) — Morgan Plus 4 SLR

lap	Sect-1	Speed	Sect-2	Speed	Sect-3	Speed	Laptime	Pit	lap	Sect-1	Speed	Sect-2	Speed	Sect-3	Speed	Laptime	Pit
1	52.567	115.3	1:22.122	106.2	30.222	103.2	2:44.911		7	49.600	119.2	1:20.776	109.5	30.409	103.1	2:40.785	
2	51.597	115.9	1:22.947	105.8	30.235	103.2	2:44.779		8	49.176	117.5	1:18.549	109.3	29.550	102.6	2:37.275	
3	56.042	99.9	1:26.170	75.6	31.249	103.6	2:53.461		9	50.190	117.7	1:19.339	110.6	29.435	102.3	2:38.964	
4	50.575	118.6	1:22.605	110.2	29.877	103.6	2:43.057		10	49.740	117.9	1:18.903	108.1	29.619	102.4	2:38.262	
5	50.522	118.6	1:19.620	108.1	In		2:50.430	P	11	49.862	117.3	1:18.582	110.4	29.339	101.0	2:37.783	
6	Out	117.1	1:20.296	107.4	29.915	102.8	4:25.647	P	12								

58 M.Pangborn / H.Woods (GT3) — Austin Healey 3000

lap	Sect-1	Speed	Sect-2	Speed	Sect-3	Speed	Laptime	Pit	lap	Sect-1	Speed	Sect-2	Speed	Sect-3	Speed	Laptime	Pit
1	53.616	115.7	1:23.478	100.6	29.837	108.9	2:46.931		6	51.456	110.9	1:22.501	95.2	30.378	108.5	2:44.335	
2	50.084	122.0	1:19.527	113.2	29.533	107.1	2:39.144		7	51.129	110.0	1:22.053	101.8	30.142	110.0	2:43.324	
3	50.417	126.6	1:20.646	110.9	29.485	109.1	2:40.548		8	51.302	115.3	1:21.745	101.1	29.854	109.4	2:42.901	
4	51.215	118.8	1:20.095	106.7	In		2:52.558	P	9	50.323	115.1	1:24.007	92.8	31.675	93.0	2:46.005	
5	Out	100.9	1:25.999	87.6	30.764	107.1	4:17.678	P	10								

61 S.Orebi Gann / M.Bell (GT3) — Morgan Plus 4 SLR

lap	Sect-1	Speed	Sect-2	Speed	Sect-3	Speed	Laptime	Pit	lap	Sect-1	Speed	Sect-2	Speed	Sect-3	Speed	Laptime	Pit
1	52.117	109.7	1:22.753	110.2	30.459	103.2	2:45.329		6	Out	117.9	1:25.184	110.0	30.450	101.6	4:22.453	P
2	50.599	120.3	1:21.224	103.1	30.521	104.4	2:42.344		7	51.856	121.1	1:22.608	105.0	31.108	104.1	2:45.572	
3	52.306	121.1	1:23.983	107.7	30.346	104.9	2:46.635		8	50.258	121.4	1:22.481	111.8	30.040	105.1	2:42.779	
4	52.671	120.1	1:21.237	101.8	30.400	105.2	2:44.308		9	51.650	118.8	1:21.418	112.0	30.060	102.8	2:43.128	
5	50.811	116.9	1:22.632	110.6	In		2:53.652	P	10	51.800	121.1	1:23.482	111.5	29.813	105.1	2:45.095	

67 S.Watson / A.Kirkaldy / M.O'Connell (GT3) — Jaguar E-type

lap	Sect-1	Speed	Sect-2	Speed	Sect-3	Speed	Laptime	Pit	lap	Sect-1	Speed	Sect-2	Speed	Sect-3	Speed	Laptime	Pit
1	54.941	113.0	1:24.692	104.0	31.151	98.2	2:50.784		4	53.228	109.5	1:25.831	102.5	31.968	98.6	2:51.027	
2	53.164	115.9	1:24.471	104.5	31.320	95.9	2:48.955		5	53.093	114.1	1:24.839	98.1	In		3:00.202	P
3	52.328	113.7	1:23.651	105.2	31.420	100.1	2:47.399		6								

71 A.Ross-Jones / D.Ross-Jones (GT3) — Triumph TR4

lap	Sect-1	Speed	Sect-2	Speed	Sect-3	Speed	Laptime	Pit	lap	Sect-1	Speed	Sect-2	Speed	Sect-3	Speed	Laptime	Pit
1	54.525	111.8	1:24.035	105.8	31.143	100.7	2:49.703		7	50.569	116.5	1:20.790	105.0	29.944	102.4	2:41.303	
2	51.500	112.0	1:22.515	102.6	31.537	101.5	2:45.552		8	50.741	114.5	1:21.567	106.2	30.178	102.6	2:42.486	
3	51.881	114.3	1:21.911	106.0	31.139	101.0	2:44.931		9	50.371	115.9	1:20.662	105.4	30.149	102.1	2:41.182	
4	51.490	113.4	1:22.588	108.1	30.628	101.8	2:44.706		10	50.574	115.5	1:20.601	108.1	29.997	103.4	2:41.172	
5	51.335	113.4	1:22.503	98.8	In		2:52.969	P	11	50.385	114.7	1:20.846	108.2	30.230	101.3	2:41.461	
6	Out	112.2	1:22.793	103.4	30.314	102.6	3:54.081	P	12								

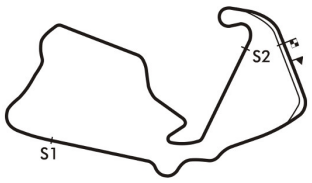

Session Start: 12:22:46 - Finish: 12:52:48
Weather/Track Conditions: Bright / Dry
Circuit: Silverstone Historic Grand Prix
Track Length: 5.857 Km - 3.6394 miles
Printed: 16-06-2018 - 12:59

Silverstone International Trophy - 16 - 17 Jun 2018

GT & Sports Car Cup supported by Denis Welch Motorsport

Qualifying for Race 8 - Sector Analysis

74 C.Chiles / C.Chiles Jnr / S.Garrad (GT4) — AC Cobra 289

lap	Sect-1	Speed	Sect-2	Speed	Sect-3	Speed	Laptime	Pit
1	47.823	130.6	1:16.018	109.5	28.221	115.2	2:32.062	
2	46.782	133.7	1:14.506	124.5	27.672	117.4	2:28.960	
3	45.779	137.0	1:14.341	125.2	27.659	119.4	2:27.779	
4	45.705	137.2	1:14.522	124.7	27.713	119.4	2:27.940	
5	46.354	132.1	1:15.184	117.7	In		2:41.733	P
6	Out	134.8	1:17.071	123.4	28.522	115.4	3:39.045	P
7	47.471	137.0	1:15.593	126.9	28.226	118.3	2:31.290	
8	47.172	135.6	1:16.597	122.2	In		2:42.778	P
9	Out	122.7	1:20.280	113.2	29.116	113.0	3:52.254	P
10	47.992	130.1	1:18.168	121.4	28.425	118.3	2:34.585	
11	48.039	130.1	1:17.526	122.5	28.209	114.8	2:33.774	
12								

75 L.Voyazides / S.Hadfield (GT4) — AC Cobra 289

lap	Sect-1	Speed	Sect-2	Speed	Sect-3	Speed	Laptime	Pit
1	54.800	108.8	1:19.804	111.7	28.987	115.6	2:43.591	
2	47.481	135.6	1:16.798	117.3	28.831	116.4	2:33.110	
3	46.702	141.0	1:16.701	120.5	28.854	114.8	2:32.257	
4	46.529	136.4	1:17.251	120.3	28.438	117.6	2:32.218	
5	46.388	138.9	1:16.276	108.8	29.106	115.4	2:31.770	
6	46.490	136.4	1:16.090	120.3	28.471	117.4	2:31.051	
7	46.706	138.4	1:16.709	105.0	In		2:40.228	P
8	Out	139.5	1:13.707	125.4	27.773	120.0	3:18.129	P
9	47.095	139.8	1:13.536	122.9	28.201	120.7	2:28.832	
10	45.240	140.7	1:13.278	127.1	27.653	120.7	2:26.171	
11	45.239	140.4	1:13.945	120.7	28.092	120.0	2:27.276	
12								

77 P.Walker / M.Griffiths (SP2) — Lotus 15

lap	Sect-1	Speed	Sect-2	Speed	Sect-3	Speed	Laptime	Pit
1	51.077	125.4	1:18.278	116.3	28.691		2:38.046	
2	47.294	126.6	1:16.114	119.0	29.098		2:32.506	
3	48.000	126.1	1:15.027	119.0	28.348		2:31.375	
4	48.130	128.3	1:17.026	122.5	28.126		2:33.282	
5	47.259	126.9	1:14.732	121.4	28.528	109.2	2:30.519	
6	51.525	117.9	1:21.044	103.1	In		2:54.291	P
7	Out	127.3	1:14.224	120.7	27.736		3:34.061	P
8	46.448	129.8	1:13.429	122.2	27.718		2:27.595	
9	45.791	128.6	1:12.942	122.9	27.802		2:26.535	
10	47.177	127.3	1:12.646	122.7	27.613		2:27.436	
11	46.010	128.6	1:12.672	123.1	27.682		2:26.364	
12								

80 C.Morley / S.Morley / J.Morley (GT4) — Chevrolet Corvette Stingray

lap	Sect-1	Speed	Sect-2	Speed	Sect-3	Speed	Laptime	Pit
1	53.950	119.6	1:23.101	108.8	30.277	101.5	2:47.328	
2	51.935	124.3	1:23.107	111.7	30.538	99.2	2:45.580	
3	51.929	115.7	1:25.290	104.2	In		2:55.569	P
4	Out	115.9	1:24.991	101.4	31.633	99.5	3:47.658	P
5	51.277	116.9	1:22.041	108.2	30.432	101.5	2:43.750	
6	51.482	115.5	1:22.595	105.8	30.441	104.1	2:44.518	
7	51.001	114.1	1:22.591	105.8	In		2:53.533	P
8	Out	108.6	1:25.202	103.7	31.194	97.4	4:16.987	P
9	50.621	121.8	1:21.483	102.1	31.394	104.2	2:43.498	
10	49.611	122.2	1:27.969	111.7	30.849	99.8	2:48.429	

81 J.Clark / P.Keen (GT4) — Jaguar E-type

lap	Sect-1	Speed	Sect-2	Speed	Sect-3	Speed	Laptime	Pit
1	48.400	132.6	1:14.881	123.4	28.090	117.9	2:31.371	
2	45.787	136.4	1:15.307	124.3	27.397	117.2	2:28.491	
3	46.634	137.0	1:13.346	121.4	27.383	117.6	2:27.363	
4	46.266	136.7	1:14.147	127.6	27.514	117.4	2:27.927	
5	45.524	135.8	1:12.700	128.8	27.789	117.4	2:26.013	
6	45.737	135.8	1:13.389	121.6	In		2:33.748	P
7	Out	117.5	1:18.318	111.8	29.463	114.2	4:20.749	P
8	48.065	132.4	1:16.586	110.2	29.513	108.2	2:34.164	
9	47.694	119.0	1:18.792	110.9	28.889	116.0	2:35.375	
10	47.761	121.8	1:17.669	113.6	28.868	115.0	2:34.298	
11	48.066	129.6	1:15.733	115.5	28.639	115.0	2:32.438	
12								

85 M.Hunt / T.Hunt / P.Blakeney-Edwards (GT4) — Jaguar E-type

lap	Sect-1	Speed	Sect-2	Speed	Sect-3	Speed	Laptime	Pit
1	51.357	109.5	1:24.391	98.8	30.167	110.5	2:45.915	
2	48.189	134.2	1:16.071	119.4	28.407	113.2	2:32.667	
3	48.034	133.9	1:16.884	123.1	In		2:40.089	P
4	Out	128.6	1:17.993	108.9	29.101	113.4	3:17.464	P
5	47.300	132.4	1:16.382	115.9	28.960	114.4	2:32.642	
6	47.820	131.6	1:16.649	115.3	In		2:41.606	P
7	Out	123.1	1:20.221	113.9	29.648	112.8	3:39.075	P
8	47.829	131.3	1:16.402	118.4	29.712	111.8	2:33.943	
9	48.367	124.3	1:18.533	108.9	In		2:43.605	P
10	Out	119.2	1:18.561	117.1	29.703	104.9	4:01.620	P

86 J.Pearson / G.Pearson (GT4) — Jaguar E-type

lap	Sect-1	Speed	Sect-2	Speed	Sect-3	Speed	Laptime	Pit
1	47.656	133.2	1:15.111	116.5	28.320	115.8	2:31.087	
2	45.692	135.0	1:12.893	123.4	27.829	117.0	2:26.414	
3	45.702	136.7	1:13.053	124.5	28.005	116.6	2:26.760	
4	47.577	119.8	1:22.467	71.9	In		2:54.077	P
5	Out	133.7	1:14.870	121.1	28.407	119.8	4:00.044	P
6	45.957	135.0	1:13.860	127.3	27.894	118.7	2:27.711	
7	46.489	135.0	1:15.433	110.6	In		2:39.389	P
8	Out	130.1	1:19.775	99.4	30.971	111.3	5:25.800	P
9	48.165	133.4	1:16.887	106.2	29.445	108.9	2:34.497	
10	47.168	135.0	1:16.241	118.8	28.692	118.7	2:32.101	

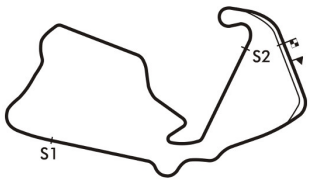

Session Start: 12:22:46 - Finish: 12:52:48
Weather/Track Conditions: Bright / Dry
Circuit: Silverstone Historic Grand Prix
Track Length: 5.857 Km - 3.6394 miles
Printed: 16-06-2018 - 12:59

Silverstone International Trophy - 16 - 17 Jun 2018

GT & Sports Car Cup supported by Denis Welch Motorsport

Qualifying for Race 8 - Sector Analysis

87 M.Donnor / G.Pearson (GT4) — Jaguar E-type

lap	Sect-1	Speed	Sect-2	Speed	Sect-3	Speed	Laptime	Pit	lap	Sect-1	Speed	Sect-2	Speed	Sect-3	Speed	Laptime	Pit
1	52.057	117.1	1:24.538	107.0	30.379	109.4	2:46.974		6	Out	129.8	1:15.243	109.8	28.706	114.2	3:46.012	P
2	51.405	127.8	1:19.991	112.8	29.091	111.8	2:40.487		7	46.766	134.8	1:14.932	118.8	28.390	116.2	2:30.088	
3	47.691	133.2	1:17.808	117.5	28.800	113.0	2:34.299		8	46.569	135.3	1:14.818	112.2	28.323	116.2	2:29.710	
4	49.169	131.8	1:18.657	122.2	34.088	104.6	2:41.914		9	46.296	137.2	1:15.232	124.0	28.263	116.0	2:29.791	
5	50.297	119.8	1:21.225	77.0	In		2:56.396	P	10	53.097	99.6	1:29.003	85.5	In		3:07.889	P

90 S.Watson / A.Kirkaldy / M.O'Connell (GT4) — Jaguar E-type

lap	Sect-1	Speed	Sect-2	Speed	Sect-3	Speed	Laptime	Pit	lap	Sect-1	Speed	Sect-2	Speed	Sect-3	Speed	Laptime	Pit
1	48.510	134.8	1:14.517	124.3	27.878	119.1	2:30.905		4	48.840	128.6	1:23.122	85.2	In		2:54.135	P
2	48.188	134.2	1:15.708	122.7	27.924	116.6	2:31.820		5	Out	129.6	1:16.435	115.5	In		8:52.553	P
3	46.293	133.9	1:14.546	121.8	28.186	113.4	2:29.025		6	Out	132.6	1:15.472	122.2	28.769	109.4	7:10.877	P

93 A.Garside / A.Newall (GT4) — Lotus Elan 26R Shapecraft

lap	Sect-1	Speed	Sect-2	Speed	Sect-3	Speed	Laptime	Pit	lap	Sect-1	Speed	Sect-2	Speed	Sect-3	Speed	Laptime	Pit
1	51.518	121.6	1:20.969	111.5	29.508	107.3	2:41.995		7	47.149	125.9	1:14.700	116.3	28.327	110.2	2:30.176	
2	49.620	128.1	1:18.039	113.0	29.359	108.5	2:37.018		8	46.993	124.7	1:14.999	118.1	28.449	109.8	2:30.441	
3	49.540	124.5	1:18.838	115.1	29.796	109.4	2:38.174		9	47.234	125.4	1:14.671	119.0	29.254	108.7	2:31.159	
4	47.905	125.0	1:18.454	116.3	29.024	111.7	2:35.383		10	47.731	126.6	1:15.261	118.8	28.388	109.6	2:31.380	
5	50.138	124.0	1:19.003	108.6	In		2:51.447	P	11	47.602	125.0	1:14.142	119.6	27.986	111.5	2:29.730	
6	Out	125.0	1:15.632	118.1	28.137	109.8	3:52.896	P	12								

94 M.Midgley / R.Wainwright (GT4) — Lotus Elan 26R Shapecraft

lap	Sect-1	Speed	Sect-2	Speed	Sect-3	Speed	Laptime	Pit	lap	Sect-1	Speed	Sect-2	Speed	Sect-3	Speed	Laptime	Pit
1	50.000	121.6	1:19.230	113.9	28.649	108.3	2:37.879		7	52.052	118.4	1:23.581	101.2	30.737	99.0	2:46.370	
2	48.243	122.9	1:17.295	114.9	28.880	107.6	2:34.418		8	52.275	109.5	1:22.726	103.7	30.434	99.0	2:45.435	
3	48.497	122.2	1:16.055	116.3	28.336	109.2	2:32.888		9	52.952	111.7	1:22.572	104.7	30.361	102.1	2:45.885	
4	47.952	126.1	1:16.077	116.9	28.492	108.9	2:32.521		10	52.520	113.4	1:22.844	101.8	30.353	99.9	2:45.717	
5	47.929	124.5	1:19.478	95.6	In		2:45.869	P	11	52.511	99.7	1:24.505	90.0	In		2:59.698	P
6	Out	93.9	1:26.022	95.6	31.333	99.8	4:48.020	P	12								

98 S.Bond / K.Fell (GT4) — Lotus Elan

lap	Sect-1	Speed	Sect-2	Speed	Sect-3	Speed	Laptime	Pit	lap	Sect-1	Speed	Sect-2	Speed	Sect-3	Speed	Laptime	Pit
1	56.900	100.8	1:22.832	99.3	30.294	106.6	2:50.026		6	Out	114.1	1:26.582	96.6	30.956	102.9	4:53.228	P
2	50.409	119.4	1:19.036	113.4	29.043	108.2	2:38.488		7	51.382	121.8	1:21.603	99.3	30.484	105.6	2:43.469	
3	50.253	122.9	1:19.937	111.8	29.106	109.8	2:39.296		8	51.325	118.1	1:21.031	109.5	29.665	105.4	2:42.021	
4	49.269	115.9	1:19.299	114.3	28.712	109.2	2:37.280		9	49.635	122.5	1:20.076	109.5	29.651	107.8	2:39.362	
5	51.556	102.0	1:26.845	86.5	In		3:01.807	P	10	50.308	123.4	1:21.101	108.1	29.803	107.6	2:41.212	

99 N.Merry / P.Clayson (GT4) — Sunbeam Tiger

lap	Sect-1	Speed	Sect-2	Speed	Sect-3	Speed	Laptime	Pit	lap	Sect-1	Speed	Sect-2	Speed	Sect-3	Speed	Laptime	Pit
1	56.401	111.3	1:27.653	93.6	32.281	99.3	2:56.335		6	Out	99.0	1:30.993	94.4	32.816		4:05.308	P
2	52.920	110.7	1:30.143	101.5	31.026		2:54.089		7	54.191	113.0	1:27.830	103.7	32.361		2:54.382	
3	52.046	112.6	1:24.433	102.3	31.094	98.7	2:47.573		8	54.221	114.5	1:27.043	100.8	32.318	101.3	2:53.582	
4	51.707	104.9	1:24.864	95.1	31.339	106.1	2:47.910		9	54.383	111.5	1:28.550	92.3	32.429		2:55.362	
5	51.375	120.5	1:23.494	100.0	In		2:59.241	P	10	54.909	111.8	1:26.754	102.5	31.842		2:53.505	

151 J.Yates / J.Twyman (GT4) — AC Cobra 289

lap	Sect-1	Speed	Sect-2	Speed	Sect-3	Speed	Laptime	Pit	lap	Sect-1	Speed	Sect-2	Speed	Sect-3	Speed	Laptime	Pit
1	50.445	126.4	1:19.821	100.3	29.841	109.1	2:40.107		7	50.025	126.6	1:21.284	110.0	29.995	109.8	2:41.304	
2	48.863	130.6	1:18.285	111.1	29.148	114.2	2:36.296		8	50.213	120.5	1:20.989	112.8	29.264	112.8	2:40.466	
3	47.925	130.1	1:16.571	120.7	28.815	115.6	2:33.311		9	49.470	126.4	1:20.898	115.1	28.978	100.1	2:39.346	
4	48.006	129.3	1:16.335	119.8	28.742	115.4	2:33.083		10	50.290	124.0	1:20.829	112.4	29.345	110.0	2:40.464	
5	48.487	128.8	1:19.902	106.4	In		2:45.067	P	11	50.235	124.0	1:19.908	113.9	29.815	108.5	2:39.958	
6	Out	108.9	1:24.012	106.5	30.311	105.1	4:50.022	P	12								

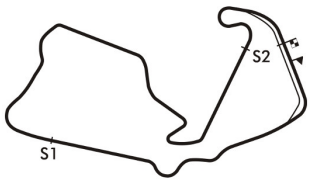

Session Start: 12:22:46 - Finish: 12:52:48
Weather/Track Conditions: Bright / Dry
Circuit: Silverstone Historic Grand Prix
Track Length: 5.857 Km - 3.6394 miles
Printed: 16-06-2018 - 12:59

Silverstone International Trophy - 16 - 17 Jun 2018

GT & Sports Car Cup supported by Denis Welch Motorsport

Qualifying for Race 8 - Sector Analysis

179	C.Milner / N.Greensall (GT3)								Jaguar E-type								
lap	Sect-1	Speed	Sect-2	Speed	Sect-3	Speed	Laptime	Pit	lap	Sect-1	Speed	Sect-2	Speed	Sect-3	Speed	Laptime	Pit
1	55.021	101.1	1:23.439	87.6	31.665	106.8	2:50.125		6	Out	129.8	1:19.287	111.8	28.880	110.9	5:56.118	P
2	48.959	127.1	1:19.975	116.7	30.093	106.6	2:39.027		7	47.947	129.3	1:16.567	115.3	28.820	110.9	2:33.334	
3	49.413	127.1	1:18.600	120.7	29.380	110.3	2:37.393		8	47.889	129.8	1:16.890	119.8	28.713	110.7	2:33.492	
4	48.854	127.6	1:18.403	113.2	31.738	100.7	2:38.995		9	47.409	131.3	1:16.109	122.5	28.511	110.9	2:32.029	
5	49.397	126.9	1:22.217	97.0	In		2:53.783	P	10	52.759	104.2	1:22.664	89.0	In		2:54.748	P

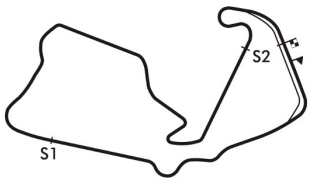

Session Start: 12:22:46 - Finish: 12:52:48
Weather/Track Conditions: Bright / Dry
Circuit: Silverstone Historic Grand Prix
Track Length: 5.857 Km - 3.6394 miles
Printed: 16-06-2018 - 12:59

Silverstone International Trophy - 16 - 17 Jun 2018

GT & Sports Car Cup supported by Denis Welch Motorsport

Qualifying for Race 8 - Best Sector Times

	SECTOR 1			SECTOR 2			SECTOR 3		
	NO	TIME	LAP	NO	TIME	LAP	NO	TIME	LAP
1	75	45.239	11	77	1:12.646	10	81	27.383	3
2	81	45.524	5	81	1:12.700	5	77	27.613	10
3	86	45.692	2	86	1:12.893	2	75	27.653	10
4	74	45.705	4	75	1:13.278	10	55	27.656	10
5	77	45.791	9	55	1:13.712	10	74	27.659	3
6	55	45.831	8	93	1:14.142	11	86	27.829	2
7	27	46.244	10	74	1:14.341	3	90	27.878	1
8	90	46.293	3	90	1:14.517	1	93	27.986	11
9	87	46.296	9	87	1:14.818	8	27	28.192	10
10	93	46.993	8	27	1:14.976	10	87	28.263	9
11	85	47.300	5	33	1:15.962	2	94	28.336	3
12	179	47.409	9	94	1:16.055	3	85	28.407	2
13	151	47.925	3	85	1:16.071	2	179	28.511	9
14	94	47.929	5	179	1:16.109	9	33	28.630	3
15	33	48.032	6	151	1:16.335	4	98	28.712	4
16	7	48.073	8	52	1:17.089	10	151	28.742	4
17	52	48.600	7	1	1:17.939	4	52	29.136	7
18	56	48.891	11	7	1:17.943	7	57	29.339	11
19	57	49.176	8	56	1:18.102	10	56	29.391	4
20	53	49.259	11	53	1:18.280	10	1	29.458	2
21	98	49.269	4	57	1:18.549	8	58	29.485	3
22	80	49.611	10	32	1:18.763	9	7	29.553	7
23	1	49.782	4	98	1:19.036	2	46	29.582	3
24	58	50.084	2	46	1:19.226	4	32	29.717	9
25	61	50.258	8	58	1:19.527	2	53	29.748	10
26	32	50.366	7	24	1:20.533	9	61	29.813	10
27	71	50.371	9	71	1:20.601	10	71	29.944	7
28	46	50.925	4	61	1:21.224	2	80	30.277	1
29	26	51.213	4	26	1:21.283	4	24	30.454	9
30	99	51.375	5	80	1:21.483	9	26	30.660	2
31	24	51.413	10	99	1:23.494	5	42	30.682	5
32	67	52.328	3	67	1:23.651	3	99	31.026	2
33	42	53.020	6	42	1:23.820	8	67	31.151	1
34	37	53.309	6	37	1:24.161	5	37	31.307	5
35	17			17			17		
36	20			20			20		
37	23			23			23		
38	36			36			36		
39	69			69			69		

IDEAL / BEST LAP COMPARISON

NO	NAME	BEST	IN	IDEAL	DIFF
81	J.Clark/P.Keen	2:26.013	5	2:25.607	+0.406
75	L.Voyazides/S.Hadf	2:26.171	10	2:26.170	+0.001
77	P.Walker/M.Griffiths	2:26.364	11	2:26.050	+0.314
86	J.Pearson/G.Pearsc	2:26.414	2	2:26.414	+0.000
55	M.Melling/J.Minshaw	2:27.317	10	2:27.199	+0.118
74	C.Chiles/C.Chiles Jn	2:27.779	3	2:27.705	+0.074
90	S.Watson/A.Kirkaldy	2:29.025	3	2:28.688	+0.337
27	S.Ziegler/B.Shuckbu	2:29.412	10	2:29.412	+0.000
87	M.Donnor/G.Pearso	2:29.710	8	2:29.377	+0.333
93	A.Garside/A.Newall	2:29.730	11	2:29.121	+0.609
179	C.Milner/N.Greensa	2:32.029	9	2:32.029	+0.000
94	M.Midgley/R.Wainw	2:32.521	4	2:32.320	+0.201
85	M.Hunt/T.Hunt/P.Bla	2:32.642	5	2:31.778	+0.864
17	G.Henderson/R.Hen	2:32.862	8		+
33	A.Bell/J.Thomas	2:33.048	2	2:32.624	+0.424
151	J.Yates/J.Twyman	2:33.083	4	2:33.002	+0.081
52	M.Corfield/J.Welch	2:35.020	7	2:34.825	+0.195
7	M.Squire/R.Squire	2:35.628	7	2:35.569	+0.059
56	C.Clarkson/D.Smithi	2:36.613	10	2:36.384	+0.229
1	M.Paul/R.Bourne	2:37.263	4	2:37.179	+0.084
57	J.Emberson/B.Wyke	2:37.275	8	2:37.064	+0.211
98	S.Bond/K.Fell	2:37.280	4	2:37.017	+0.263
53	C.Harris/J.Wilmoth	2:37.560	10	2:37.287	+0.273
32	T.Jacobsen/L.Jacob	2:38.938	9	2:38.846	+0.092
58	M.Pangborn/H.Woo	2:39.144	2	2:39.096	+0.048
46	R.Begbie/N.Lees	2:40.435	4	2:39.733	+0.702
71	A.Ross-Jones/D.Ros	2:41.172	10	2:40.916	+0.256
61	S.Orebi Gann/M.Bel	2:42.344	2	2:41.295	+1.049
24	M.Gordon/N.Finburg	2:42.795	10	2:42.400	+0.395
26	M.Thorne/S.Bennett	2:43.244	4	2:43.156	+0.088
80	C.Morley/S.Morley/J	2:43.498	9	2:41.371	+2.127
36	N.Greensall/E.Stone	2:44.367	2		+
67	S.Watson/A.Kirkaldy	2:47.399	3	2:47.130	+0.269
99	N.Merry/P.Clayson	2:47.573	3	2:45.895	+1.678
37	B.Philips/C.Philips/C	2:49.398	5	2:48.777	+0.621
42	P.Tognola/S.Monk	2:49.424	8	2:47.522	+1.902

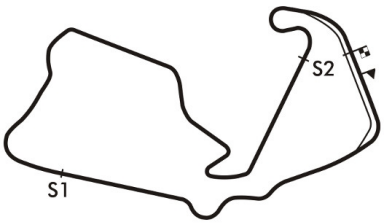

Session Start: 12:22:46 - Finish: 12:52:48
Weather/Track Conditions: Bright / Dry
Circuit: Silverstone Historic Grand Prix
Track Length: 5.857 Km - 3.6394 miles

Printed: 16-06-2018 - 12:59

Silverstone International Trophy - 16 - 17 Jun 2018

GT & Sports Car Cup supported by Denis Welch Motorsport

Qualifying for Race 8 - Best Sector Speeds

	NO	SECTOR 1	MPH	NO	SECTOR 2	MPH	NO	SECTOR 3	MPH
1	75	L.Voyazides/S.Hadfield	141.0	81	J.Clark/P.Keen	128.8	75	L.Voyazides/S.Hadfield	120.7
2	74	C.Chiles/C.Chiles Jnr/S.Gerrard	137.2	86	J.Pearson/G.Pearson	127.3	86	J.Pearson/G.Pearson	119.8
3	87	M.Donnor/G.Pearson	137.2	75	L.Voyazides/S.Hadfield	127.1	74	C.Chiles/C.Chiles Jnr/S.Gerrard	119.4
4	81	J.Clark/P.Keen	137.0	74	C.Chiles/C.Chiles Jnr/S.Gerrard	126.9	90	S.Watson/A.Kirkaldy/M.O'Connell	119.1
5	27	S.Ziegler/B.Shuckburgh	136.7	55	M.Melling/J.Minshaw	126.4	81	J.Clark/P.Keen	117.9
6	86	J.Pearson/G.Pearson	136.7	90	S.Watson/A.Kirkaldy/M.O'Connell	124.3	55	M.Melling/J.Minshaw	117.2
7	55	M.Melling/J.Minshaw	135.6	87	M.Donnor/G.Pearson	124.0	27	S.Ziegler/B.Shuckburgh	117.0
8	90	S.Watson/A.Kirkaldy/M.O'Connell	134.8	27	S.Ziegler/B.Shuckburgh	123.4	87	M.Donnor/G.Pearson	116.2
9	85	M.Hunt/T.Hunt/P.Blakeney-Edwards	134.2	77	P.Walker/M.Griffiths	123.1	151	J.Yates/J.Twyman	115.6
10	7	M.Squire/R.Squire	133.9	85	M.Hunt/T.Hunt/P.Blakeney-Edwards	123.1	85	M.Hunt/T.Hunt/P.Blakeney-Edwards	114.4
11	179	C.Milner/N.Greensall	131.3	179	C.Milner/N.Greensall	122.5	7	M.Squire/R.Squire	113.6
12	151	J.Yates/J.Twyman	130.6	151	J.Yates/J.Twyman	120.7	56	C.Clarkson/D.Smithies	111.7
13	77	P.Walker/M.Griffiths	129.8	93	A.Garside/A.Newall	119.6	93	A.Garside/A.Newall	111.7
14	93	A.Garside/A.Newall	128.1	33	A.Bell/J.Thomas	117.7	179	C.Milner/N.Greensall	110.9
15	58	M.Pangborn/H.Woods	126.6	94	M.Midgley/R.Wainwright	116.9	53	C.Harris/J.Wilmoth	110.3
16	94	M.Midgley/R.Wainwright	126.1	7	M.Squire/R.Squire	115.7	58	M.Pangborn/H.Woods	110.0
17	53	C.Harris/J.Wilmoth	125.9	56	C.Clarkson/D.Smithies	115.3	98	S.Bond/K.Fell	109.8
18	80	C.Morley/S.Morley/J.Morley	124.3	98	S.Bond/K.Fell	114.3	33	A.Bell/J.Thomas	109.2
19	33	A.Bell/J.Thomas	123.8	53	C.Harris/J.Wilmoth	113.4	77	P.Walker/M.Griffiths	109.2
20	56	C.Clarkson/D.Smithies	123.8	58	M.Pangborn/H.Woods	113.2	94	M.Midgley/R.Wainwright	109.2
21	98	S.Bond/K.Fell	123.4	52	M.Corfield/J.Welch	112.6	52	M.Corfield/J.Welch	107.1
22	52	M.Corfield/J.Welch	121.6	61	S.Orebi Gann/M.Bell	112.0	99	N.Merry/P.Clayson	106.1
23	61	S.Orebi Gann/M.Bell	121.4	80	C.Morley/S.Morley/J.Morley	111.7	61	S.Orebi Gann/M.Bell	105.2
24	99	N.Merry/P.Clayson	120.5	1	M.Paul/R.Bourne	111.5	80	C.Morley/S.Morley/J.Morley	104.2
25	57	J.Emberson/B.Wykeham	119.2	57	J.Emberson/B.Wykeham	110.6	1	M.Paul/R.Bourne	104.1
26	1	M.Paul/R.Bourne	118.4	26	M.Thorne/S.Bennett-Baggs	108.6	57	J.Emberson/B.Wykeham	103.6
27	71	A.Ross-Jones/D.Ross-Jones	116.5	71	A.Ross-Jones/D.Ross-Jones	108.2	71	A.Ross-Jones/D.Ross-Jones	103.4
28	26	M.Thorne/S.Bennett-Baggs	115.9	46	R.Begbie/N.Lees	107.0	26	M.Thorne/S.Bennett-Baggs	102.4
29	67	S.Watson/A.Kirkaldy/M.O'Connell	115.9	32	T.Jacobsen/L.Jacobsen	105.4	46	R.Begbie/N.Lees	100.6
30	24	M.Gordon/N.Finburgh	112.6	67	S.Watson/A.Kirkaldy/M.O'Connell	105.2	42	P.Tognola/S.Monk	100.1
31	46	R.Begbie/N.Lees	112.6	42	P.Tognola/S.Monk	105.0	67	S.Watson/A.Kirkaldy/M.O'Connell	100.1
32	42	P.Tognola/S.Monk	112.4	24	M.Gordon/N.Finburgh	104.9	32	T.Jacobsen/L.Jacobsen	99.3
33	32	T.Jacobsen/L.Jacobsen	110.0	99	N.Merry/P.Clayson	103.7	24	M.Gordon/N.Finburgh	98.9
34	37	B.Philips/C.Philips/O.Phillips	107.4	37	B.Philips/C.Philips/O.Phillips	101.7	37	B.Philips/C.Philips/O.Phillips	97.0
35	17	G.Henderson/R.Henderson	0.0	17	G.Henderson/R.Henderson	0.0	17	G.Henderson/R.Henderson	0.0
36	20	S.Wright/I.Clark	0.0	20	S.Wright/I.Clark	0.0	20	S.Wright/I.Clark	0.0
37	23	P.Bason/D.Green	0.0	23	P.Bason/D.Green	0.0	23	P.Bason/D.Green	0.0
38	36	N.Greensall/E.Stone	0.0	36	N.Greensall/E.Stone	0.0	36	N.Greensall/E.Stone	0.0
39	69	S.Drabble/A.Drabble	0.0	69	S.Drabble/A.Drabble	0.0	69	S.Drabble/A.Drabble	0.0

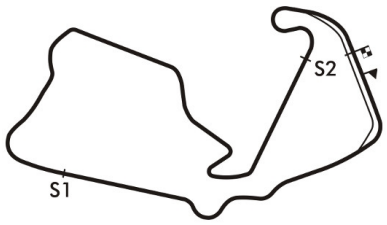

Session Start: 12:22:46 - Finish: 12:52:48
Weather/Track Conditions: Bright / Dry
Circuit: Silverstone Historic Grand Prix
Track Length: 5.857 Km - 3.6394 miles

Printed: 16-06-2018 - 12:59

Silverstone International Trophy - 16 - 17 Jun 2018

GT & Sports Car Cup supported by Denis Welch Motorsport

Race 8 - Starting Grid - AMENDED

Sheet No:

Start Time : 11:10 - Heat Duration : 1 Hour 30 Minutes

ROW								
19					37	23	P.Bason/D.Green	
18	36	7	M.Squire/R.Squire		35	42	P.Tognola/S.Monk	
17	34	37	B.Philips/C.Philips/O.Phillips		33	99	N.Merry/P.Clayson	
16	32	67	S.Watson/A.Kirkaldy/M.O'Connell		31	36	N.Greensall/E.Stone	
15	30	80	C.Morley/S.Morley/J.Morley		29	26	M.Thorne/S.Bennett-Baggs	
14	28	24	M.Gordon/N.Finburgh		27	61	S.Orebi Gann/M.Bell	
13	26	71	A.Ross-Jones/D.Ross-Jones		25	46	R.Begbie/N.Lees	
12	24	58	M.Pangborn/H.Woods		23	32	T.Jacobsen/L.Jacobsen	
11	22	53	C.Harris/J.Wilmoth		21	98	S.Bond/K.Fell	
10	20	57	J.Emberson/B.Wykeham		19	1	M.Paul/R.Bourne	
9	18	56	C.Clarkson/D.Smithies		17	52	M.Corfield/J.Welch	
8	16	151	J.Yates/J.Twyman		15	33	A.Bell/J.Thomas	
7	14	17	G.Henderson/R.Henderson		13	85	M.Hunt/T.Hunt/P.Blakeney-Edwards	
6	12	94	M.Midgley/R.Wainwright		11	179	C.Milner/N.Greensall	
5	10	93	A.Garside/A.Newall		9	87	M.Donnor/G.Pearson	
4	8	27	S.Ziegler/B.Shuckburgh		7	90	S.Watson/A.Kirkaldy/M.O'Connell	
3	6	74	C.Chiles/C.Chiles Jnr/S.Garrad		5	55	M.Melling/J.Minshaw	
2	4	86	J.Pearson/G.Pearson		3	77	P.Walker/M.Griffiths	
1	2	75	L.Voyazides/S.Hadfield		1	81	J.Clark/P.Keen	

Pole Left

Car 7 to back of grid, change of car. Car 23 allowed to start.

Circuit: Silverstone Historic Grand Prix
Track Length: 5.857 Km - 3.6394 miles

These results are provisional until the conclusion of any judicial and technical matters.

Clerk of the Course:	Timekeeper:	Issued at:
Julian Floyd		

Silverstone International Trophy - 16 - 17 Jun 2018

GT & Sports Car Cup supported by Denis Welch Motorsport

Race 8 - Classification

Sheet No:

POS	NO	DRIVER/S	CLASS	CLASS POS	CAR MAKE / MODEL	TIME	LAPS	GAP	DIFF	MPH	BEST	ON
1	75	Leo Voyazides-Simon Hadfield	GT4	1	AC Cobra 289	1:30:50.79	36	-- 36 laps		86.53	2:25.638	18
2	86	John Pearson-Gary Pearson	GT4	2	Jaguar E-type	1:31:26.18	36	35.384	35.384	85.97	2:27.975	18
3	77	Philip Walker-Miles Griffiths	SP2	1	Lotus 15	1:32:18.53	36	1:27.732	52.348	85.16	2:26.703	20
4	85	Martin Hunt-Theo Hunt-Patrick Blakeney-E	GT4	3	Jaguar E-type	1:33:10.33	36	2:19.538	51.806	84.37	2:30.742	22
5	74	Chris Chiles-Simon Garrad-Chris Chiles Jr	GT4	4	AC Cobra 289	1:33:11.06	36	2:20.263	0.725	84.36	2:28.072	25
6	93	Andrew Garside-Andy Newall	GT4	5	Lotus Elan 26R	1:31:49.03	35	-- 35 laps	1:06.503	83.23	2:29.965	25
7	87	Mark Donnor-Gary Pearson	GT4	6	Jaguar E-type	1:32:49.99	35	1:00.963	1:00.963	82.33	2:30.706	30
8	52	Martyn Corfield-Jeremy Welch	GT3	1	Austin Healey 3000	1:33:20.58	35	1:31.550	30.587	81.87	2:33.545	23
9	151	Jason Yates-Joe Twyman	GT4	7	AC Cobra 289	1:30:54.77	34	-- 34 laps	11.824	81.66	2:31.543	27
10	98	Stephen Bond-Keith Fell	GT4	8	Lotus Elan	1:31:25.95	34	31.182	31.182	81.19	2:34.423	21
11	17	Rory Henderson-Gavin Henderson	GT4	9	AC Cobra 289	1:31:40.44	34	45.669	14.487	80.98	2:33.183	10
12	56	Chris Clarkson-David Smithies	GT3	2	Austin Healey 3000	1:32:40.93	34	1:46.159	1:00.490	80.10	2:37.868	11
13	57	John Emberson-Bill Wykeham	GT3	3	Morgan Plus 4 SLR	1:32:42.14	34	1:47.373	1.214	80.08	2:37.577	19
14	53	Crispin Harris-James Wilmoth	GT3	4	Austin Healey 3000	1:32:52.30	34	1:57.530	10.157	79.94	2:37.661	11
15	58	Mark Pangborn-Harvey Woods	GT3	5	Austin Healey 3000	1:33:22.24	34	2:27.465	29.935	79.51	2:35.347	34
16	94	Mark Midgley-Rob Wainwright	GT4	10	Lotus Elan 26R	1:33:35.52	34	2:40.747	13.282	79.32	2:33.431	26
17	7	Michael Squire-Richard Squire	INV	1	Shelby Mustang	1:31:17.65	33	-- 33 laps	30.696	78.93	2:35.918	27
18	1	Malcolm Paul-Rick Bourne	GT2	1	TVR Grantura Mk3	1:31:53.44	33	35.794	35.794	78.42	2:39.127	21
19	61	Simon Orebi Gann-Mike Bell	GT3	6	Morgan Plus 4 SLR	1:32:34.43	33	1:16.783	40.989	77.84	2:40.975	23
20	24	Marc Gordon-Nick Finburgh	GT1	1	Lotus Elite	1:32:54.05	33	1:36.403	19.620	77.57	2:41.707	17
21	42	Peter Tognola-Steve Monk	GT2	2	Porsche 911	1:32:08.61	32	-- 32 laps	2:00.327	75.83	2:44.043	22
22	37	BeverleyPhilips-Oliver Phillips-Chris Phili	GT2	3	MG B	1:33:38.34	32	1:29.730	1:29.730	74.62	2:46.737	19
23	26	Mike Thorne-Sarah Bennett-Baggs	GT2	4	Austin Healey 100/4	1:28:58.45	31	-- 31 laps		76.08	2:42.799	24
24	99	Neil Merry-Paul Clayson	GT4	11	Sunbeam Tiger	1:31:03.45	31	2:05.008	2:05.008	74.33	2:43.161	5
25	36	Edward Stone-Nigel Greensall	GT2	5	MG B	1:31:07.91	31	2:09.468	4.460	74.28	2:38.832	31
26	71	Allan Ross-Jones-Daniel Ross-Jones	GT3	7	Triumph TR4	1:31:44.52	31	2:46.070	36.602	73.78	2:41.294	4
27	32	Tim Jacobsen-Laurence Jacobsen	GT2	6	MG B	1:23:40.14	30	-- 30 laps		78.29	2:40.560	9
28	80	Clive Morley-Stuart Morley-James Morley	GT4	12	Chevrolet Corvette	1:18:16.80	28	-- 28 laps		78.10	2:36.793	19
29	81	John Clark-Phil Keen	GT4	13	Jaguar E-type	58:51.861	23	-- 23 laps		85.31	2:26.172	22
30	179	Chris Milner-Nigel Greensall	GT3	8	Jaguar E-type	56:05.198	21	-- 21 laps	2:17.611	81.75	2:31.630	20
31	23	Paul Bason-Darren Green	GT1	2	Lotus Elite	1:06:51.15	20	-- 20 laps	13:18.59	65.32	2:51.733	18
32	90	Sandy Watson-Martin O'Connell	GT4	14	Jaguar E-type	1:31:59.85	17	-- 17 laps	38:12.40	40.35	2:28.424	8
33	46	Rod Begbie-Nick Lees	GT2	7	TVR Grantura Mk3	30:00.101	11	-- 11 laps	1:46.444	80.06	2:40.019	9
34	55	Martin Melling-Jason Minshaw	GT4	15	Jaguar E-type	22:13.775	7	-- 7 laps --	3:10.121	68.76	2:40.458	4
35	33	Alex Bell-Julian Thomas	GT3	9	Austin Healey 3000	10:59.028	4	-- 4 laps --	7.530	79.52	2:41.769	3

---------- FASTEST LAP SUMMARY ----------

NO	DRIVER/S	CLASS	CAR MAKE / MODEL	FASTEST LAP	ON	MPH
75	L.Voyazides/S.Hadfield	GT4	AC Cobra 289	2:25.638	18	89.96
77	P.Walker/M.Griffiths	SP2	Lotus 15	2:26.703	20	89.31
179	C.Milner/N.Greensall	GT3	Jaguar E-type	2:31.630	20	86.41
7	M.Squire/R.Squire	INV	Shelby Mustang Notchbacl	2:35.918	27	84.03
36	E.Stone/N.Greensall	GT2	MG B	2:38.832	31	82.49
24	M.Gordon/N.Finburgh	GT1	Lotus Elite	2:41.707	17	81.02

Session Start: 11:24:55 - Finish: 12:55:46
Weather/Track Conditions: Cloudy / Dry
Circuit: Silverstone Historic Grand Prix
Track Length: 5.857 Km - 3.6394 miles

These results are provisional until the conclusion of any judicial and technical matters.

Clerk of the Course:	Timekeeper:	Issued at:
Julian Floyd		

MST

Printed: 17-06-2018 - 12:59

Silverstone International Trophy - 16 - 17 Jun 2018

GT & Sports Car Cup supported by Denis Welch Motorsport

Race 8 - Sector Analysis

1	M.Paul / R.Bourne (GT2)								TVR Grantura Mk3								
lap	Sect-1	Speed	Sect-2	Speed	Sect-3	Speed	Laptime	Pit	lap	Sect-1	Speed	Sect-2	Speed	Sect-3	Speed	Laptime	Pit
1			1:24.987	107.9	31.964	102.3	2:58.006		18	50.971	116.1	1:19.378	109.1	30.055	104.1	2:40.404	
2	52.319		1:26.125	103.7	31.827	102.3	2:50.271		19	50.331	116.9	1:19.853	108.2	29.971	103.4	2:40.155	
3	51.832		1:22.968	108.2	31.292	102.3	2:46.092		20	50.200	116.5	1:19.465	107.9	30.103	103.6	2:39.768	
4	52.679		1:24.476	106.9	31.604	102.0	2:48.759		21	50.187		1:19.177	109.7	29.763	103.1	2:39.127	
5	53.108		1:23.372	108.2	30.695	102.8	2:47.175		22	50.241		1:19.340	109.1	29.915	104.7	2:39.496	
6	51.490	116.1	1:22.456	107.7	31.530	102.9	2:45.476		23	50.006	118.1	1:20.067	109.5	29.892	103.1	2:39.965	
7	53.018	115.1	1:22.595	108.1	30.943	101.6	2:46.556		24	50.559	117.9	1:19.196	110.7	29.652	105.1	2:39.407	
8	51.451	116.5	1:22.898	106.9	32.200	98.5	2:46.549		25	50.290	118.8	1:19.397	109.1	29.926	102.8	2:39.613	
9	51.729	116.3	1:21.929	108.6	31.320	101.8	2:44.978		26	50.560	117.1	1:19.595	110.2	29.634	104.6	2:39.789	
10	51.863		1:22.559	108.4	31.210	102.6	2:45.632		27	50.359	117.3	1:19.066	109.1	29.802	104.7	2:39.227	
11	51.694	116.1	1:23.191	108.4	31.347	102.1	2:46.232		28	50.353	116.3	1:19.602	108.2	In		2:43.125	P
12	51.412	115.1	1:24.368	107.9	30.950	103.7	2:46.730		29	Out	115.9	1:23.660	107.2	31.197	101.8	3:33.345	P
13	51.590	115.7	1:23.014	108.6	31.159	101.0	2:45.763		30	51.830	116.5	1:23.711	106.5	31.559	103.2	2:47.100	
14	51.911	115.7	1:22.686	108.1	In		2:50.409	P	31	51.846	115.9	1:24.746	108.6	31.119	102.0	2:47.711	
15	Out	115.7	1:20.043	109.1	29.967	103.4	3:22.272	P	32	52.505	117.1	1:22.233	102.6	31.571	102.3	2:46.309	
16	50.250	115.7	1:19.936	110.4	29.777		2:39.963		33	51.943	116.1	1:23.452	107.5	31.917	101.2	2:47.312	
17	51.074	115.9	1:19.561	109.8	30.095	102.9	2:40.730		34								

7	M.Squire / R.Squire (INV)								Shelby Mustang Notchback								
lap	Sect-1	Speed	Sect-2	Speed	Sect-3	Speed	Laptime	Pit	lap	Sect-1	Speed	Sect-2	Speed	Sect-3	Speed	Laptime	Pit
1			1:20.407	103.6	29.967	110.7	3:13.592		18	51.307	120.5	1:23.249	102.8	30.300	108.0	2:44.856	
2	50.800	122.5	1:20.196	107.2	29.868	110.9	2:40.864		19	51.203	116.3	1:22.765	100.5	30.911	106.8	2:44.879	
3	49.831	120.7	1:19.574	107.5	30.637	105.7	2:40.042		20	51.537	115.1	1:24.181	104.7	30.791	103.9	2:46.509	
4	49.213		1:21.240	108.2	29.870	110.7	2:40.323		21	51.279	118.4	1:28.431	91.9	31.100	103.1	2:50.810	
5	50.854		1:19.512	105.2	29.724	110.7	2:40.090		22	53.390	117.5	1:26.875	99.9	31.128	105.7	2:51.393	
6	49.229		1:19.139	112.6	30.160	111.1	2:38.528		23	52.628	112.4	1:28.759	101.1	30.747	108.7	2:52.134	
7	49.586	124.0	1:18.686	111.1	29.883	107.3	2:38.155		24	51.372	117.3	1:25.015	95.2	31.250	107.3	2:47.637	
8	49.049	125.4	1:19.238	106.7	30.045	110.3	2:38.332		25	51.317	116.3	1:24.512	107.4	In		2:53.717	P
9	48.873	127.3	1:19.349	104.5	29.589	111.5	2:37.811		26	Out	126.4	1:18.519	110.6	29.374	112.0	3:25.851	P
10	48.708	121.1	1:19.168	105.4	29.637	108.9	2:37.513		27	48.492		1:17.888	113.0	29.538	112.4	2:35.918	
11	49.168	126.9	1:18.188	106.7	30.060	110.5	2:37.416		28	48.803	126.4	1:18.159	108.9	29.421	113.2	2:36.383	
12	48.522	127.8	1:18.220	111.5	29.358	111.7	2:36.100		29	48.239	124.3	1:21.505	107.4	29.629	112.6	2:39.373	
13	48.555	125.9	1:19.587	92.4	30.347	110.9	2:38.489		30	48.086	129.1	1:18.834	111.1	29.468	112.4	2:36.388	
14	49.044	123.6	1:19.370	107.0	In		2:42.282	P	31	48.483	125.2	1:18.253	110.9	29.503	112.6	2:36.239	
15	Out	100.8	1:27.431	92.3	31.787	105.2	3:46.753	P	32	48.518	127.3	1:18.375	109.3	29.670	112.6	2:36.563	
16	51.412	117.3	1:25.787	94.9	31.509	106.8	2:48.708		33	48.393	125.7	1:19.106	106.2	29.860	112.0	2:37.359	
17	52.060	107.2	1:23.891	99.1	30.694	108.2	2:46.645		34								

17	G.Henderson / R.Henderson (GT4)								AC Cobra 289								
lap	Sect-1	Speed	Sect-2	Speed	Sect-3	Speed	Laptime	Pit	lap	Sect-1	Speed	Sect-2	Speed	Sect-3	Speed	Laptime	Pit
1		120.9	1:21.096	105.8	29.983	105.2	2:46.363		18	50.326	132.9	1:21.314	111.5	30.404	108.5	2:42.044	
2	48.880	123.4	1:18.400	104.9	29.536	108.7	2:36.816		19	50.688	128.1	1:21.023	113.9	30.247	110.0	2:41.958	
3	48.675	129.3	1:18.179	117.7	29.195	109.6	2:36.049		20	49.608	132.6	1:20.683	115.1	30.344	109.1	2:40.635	
4	48.240	127.1	1:17.694	111.3	29.071	111.8	2:35.005		21	49.018	133.4	1:18.890	120.5	30.568	100.6	2:38.476	
5	47.559	127.3	1:17.313	112.8	29.132	111.5	2:34.004		22	51.643	128.8	1:21.468	108.1	In		2:48.443	P
6	48.111	124.7	1:18.310	119.6	28.730	112.0	2:35.151		23	Out	124.0	1:19.579	105.5	29.679	109.4	3:35.685	P
7	47.919	126.9	1:17.416	108.8	29.323	110.3	2:34.658		24	48.406	128.1	1:17.023	105.8	29.174	113.4	2:34.603	
8	47.904	127.3	1:18.033	111.7	29.116	112.6	2:35.053		25	47.468	133.2	1:16.798	109.3	29.209	113.2	2:33.475	
9	48.124	130.8	1:17.275	116.3	29.019	110.2	2:34.418		26	47.455	129.8	1:16.630	109.3	29.252	107.8	2:33.337	
10	47.304	135.0	1:16.811	115.1	29.068	111.8	2:33.183		27	47.692	132.4	1:16.528	109.5	28.999	113.4	2:33.219	
11	47.674	130.1	1:17.181	109.5	In		2:38.485	P	28	47.786	129.6	1:16.643	114.9	29.052	113.2	2:33.481	
12	Out	121.8	1:24.481	101.4	31.791	100.4	3:56.252	P	29	48.474	132.4	1:16.539	115.1	29.157	111.8	2:34.170	
13	51.353	126.6	1:23.735	105.4	31.435	103.9	2:46.523		30	48.319	125.9	1:17.227	109.8	29.262	111.7	2:34.808	
14	51.286	128.6	1:22.207	114.7	30.584	104.9	2:44.077		31	47.471	135.8	1:16.630	116.1	29.085	112.2	2:33.186	
15	51.501	127.8	1:23.329	110.7	30.919	106.2	2:45.749		32	47.296	135.3	1:17.082	109.5	29.061	112.8	2:33.439	
16	51.234	128.1	1:22.285	116.5	31.053	104.7	2:44.572		33	47.467	128.1	1:17.271	106.7	29.078	112.8	2:33.816	
17	50.819	130.1	1:21.319	115.3	30.051	104.7	2:42.189		34	48.704	120.3	1:18.829	105.2	29.589	109.1	2:37.122	

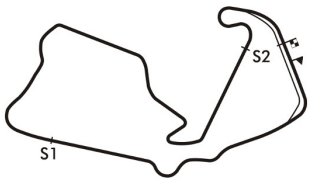

Session Start: 11:24:55 - Finish: 12:55:46
Weather/Track Conditions: Cloudy / Dry
Circuit: Silverstone Historic Grand Prix
Track Length: 5.857 Km - 3.6394 miles
Printed: 17-06-2018 - 13:00

Silverstone International Trophy - 16 - 17 Jun 2018

GT & Sports Car Cup supported by Denis Welch Motorsport

Race 8 - Sector Analysis

23	P.Bason/D.Green (GT1)								Lotus Elite								
lap	Sect-1	Speed	Sect-2	Speed	Sect-3	Speed	Laptime	Pit	lap	Sect-1	Speed	Sect-2	Speed	Sect-3	Speed	Laptime	Pit
1			1:28.488	95.5	32.571	94.1	3:09.215		11	54.843	105.8	1:25.310	99.0	32.663	94.0	2:52.816	
2	55.149	107.0	1:28.036	98.3	32.752	93.8	2:55.937		12	54.134		1:25.755	98.8	32.751	93.7	2:52.640	
3	55.186	105.5	1:27.532	99.1	32.605	93.8	2:55.323		13	54.381		1:25.432	98.8	32.522	93.2	2:52.335	
4	54.572		1:26.683	99.3	32.110	94.8	2:53.365		14	54.782	102.9	1:30.918	98.4	33.223	88.8	2:58.923	
5	54.773		1:26.482	99.3	32.880	93.6	2:54.135		15	54.966	102.6	1:27.917	95.9	In		3:03.393	P
6	54.686	105.0	1:27.786	99.3	32.294	92.4	2:54.766		16	Out	101.1	1:31.432	97.1	In		4:20.054	P
7	54.354	105.0	1:25.565	97.5	33.534	93.8	2:53.453		17	Out	94.9	1:31.865	97.4	31.649	92.1	5:26.549	P
8	54.108	105.0	1:25.631	99.7	32.636	92.4	2:52.375		18	54.528	100.2	1:25.763	99.3	31.442	94.5	2:51.733	
9	54.190	105.2	1:30.544	96.6	32.980	92.4	2:57.714		19	56.533	98.4	1:39.756	68.7	In		3:24.006	P
10	54.418		1:25.478	99.1	34.558	87.8	2:54.454		20	Out	87.7	1:44.195	73.2	In		6:47.969	P

24	M.Gordon/N.Finburgh (GT1)								Lotus Elite								
lap	Sect-1	Speed	Sect-2	Speed	Sect-3	Speed	Laptime	Pit	lap	Sect-1	Speed	Sect-2	Speed	Sect-3	Speed	Laptime	Pit
1		106.4	1:26.003	99.6	30.843	97.3	3:01.316		18	51.576	111.7	1:20.634	104.2	30.139	98.3	2:42.349	
2	53.080	112.8	1:22.357	96.7	31.459	97.1	2:46.896		19	51.657	111.8	1:20.888	103.4	In		2:47.727	P
3	52.415	112.6	1:23.196	99.3	31.939	97.7	2:47.550		20	Out	111.1	1:21.170	103.6	30.901	97.3	3:52.003	P
4	52.470	111.5	1:22.354	103.1	30.598	97.6	2:45.422		21	54.094	113.0	1:21.367	104.7	30.560	98.2	2:46.021	
5	52.077	110.7	1:21.253	102.3	30.688	99.2	2:44.018		22	51.531	111.7	1:20.896	103.7	30.656	98.0	2:43.083	
6	51.730	113.6	1:22.978	103.1	31.042	98.6	2:45.750		23	51.816	112.4	1:21.504	103.6	30.763	98.2	2:44.083	
7	51.852	111.5	1:21.201	104.0	30.975	97.3	2:44.028		24	52.414	110.4	1:21.743	102.0	30.838	98.0	2:44.995	
8	51.740	113.0	1:22.507	102.0	30.618	96.7	2:44.865		25	51.243	112.4	1:20.791	103.6	30.710	98.0	2:42.744	
9	51.597	111.5	1:21.785	103.6	30.890	97.4	2:44.272		26	51.976	110.2	1:21.514	102.3	30.716	99.0	2:44.206	
10	52.441	110.6	1:21.766	101.8			2:49.217		27	51.456	111.3	1:21.381	104.0	30.721	98.5	2:43.558	
11	Out	110.4	1:22.391	101.4	30.575	98.2	3:44.546	P	28	52.335	109.8	1:21.373	103.1	31.071	98.5	2:44.779	
12	51.579	111.1	1:20.762	102.8	30.481	97.9	2:42.822		29	51.716	111.8	1:22.044	103.9	30.889	98.5	2:44.649	
13	51.565	111.7	1:21.661	102.6	30.913	96.9	2:44.139		30	52.035	110.7	1:21.779	104.5	30.743	98.7	2:44.557	
14	51.651	110.4	1:21.167	102.8	30.399	96.4	2:43.217		31	51.740	112.0	1:22.666	101.8	30.777	99.0	2:45.183	
15	51.440	110.2	1:20.938	102.9	30.342	98.3	2:42.720		32	51.092	112.2	1:21.140	103.7	30.796	98.5	2:43.028	
16	51.777	110.7	1:20.714	104.0	30.347	97.7	2:42.838		33	51.887	111.5	1:22.419	97.5	31.461	98.3	2:45.767	
17	50.886	110.9	1:20.840	102.5	29.981	98.2	2:41.707		34								

26	M.Thorne/S.Bennett-Baggs (GT2)								Austin Healey 100/4								
lap	Sect-1	Speed	Sect-2	Speed	Sect-3	Speed	Laptime	Pit	lap	Sect-1	Speed	Sect-2	Speed	Sect-3	Speed	Laptime	Pit
1		115.5	1:23.536	106.5	31.565	100.3	2:58.868		17	52.542	113.7	1:23.950	103.7	31.886	102.3	2:48.378	
2	52.006	115.7	1:23.114	104.0	30.872	101.5	2:45.992		18	52.699	113.4	1:24.307	106.4	32.090	101.0	2:49.096	
3	51.535	113.9	1:23.356	105.7	31.543	99.9	2:46.434		19	52.550	113.9	1:24.690	106.2	31.645	101.3	2:48.885	
4	52.528	113.0	1:23.831	103.9	31.375	99.5	2:47.734		20	53.211	114.1	1:24.169	101.8	In		2:54.679	P
5	51.988	113.2	1:22.864	104.7	30.891	100.3	2:45.743		21	Out	110.9	1:22.007	105.0	31.644	100.4	3:49.555	P
6	51.713	112.6	1:22.904	102.0	31.124	99.2	2:45.741		22	51.216	114.1	1:21.738	106.9	30.844	101.2	2:43.798	
7	51.385	112.0	1:21.676	104.7	31.213	99.8	2:44.274		23	51.490	115.1	1:21.133	108.4	31.018	101.5	2:43.641	
8	51.642	111.8	1:23.556	103.4	31.170	98.9	2:46.368		24	51.268	114.3	1:20.701	105.8	30.830	102.6	2:42.799	
9	51.816	113.4	1:23.879	99.3	31.436	99.6	2:47.131		25	50.990	113.9	1:21.218	106.2	31.214	99.3	2:43.422	
10	51.981	111.5	1:22.630	104.4	In		2:51.259	P	26	51.543	112.0	1:21.810	106.4	31.524	100.1	2:44.877	
11	Out	109.5	1:26.704	106.0	31.334	99.5	4:08.434	P	27	51.259	113.2	1:21.323	106.2	31.227	102.0	2:43.809	
12	53.376	112.4	1:24.332	103.7	32.358	96.0	2:50.066		28	51.559	114.1	1:22.605	92.8	32.169	94.8	2:46.333	
13	53.197	113.4	1:23.825	106.0	31.738	100.9	2:48.760		29	53.893	106.2	1:26.115	101.1	32.128	94.4	2:52.136	
14	52.533	111.7	1:23.997	106.0	31.373	101.0	2:47.903		30	53.011	110.9	1:23.028	98.4	32.737	92.0	2:48.776	
15	52.525	113.4	1:24.279	106.7	31.640	101.3	2:48.444		31	52.741	108.9	1:23.302	103.1	31.408	97.3	2:47.451	
16	52.461	113.6	1:23.412	107.0	31.791	101.8	2:47.664		32								

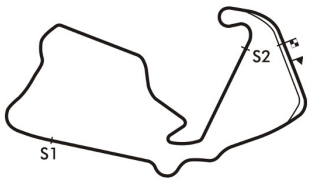

Session Start: 11:24:55 - Finish: 12:55:46
Weather/Track Conditions: Cloudy / Dry
Circuit: Silverstone Historic Grand Prix
Track Length: 5.857 Km - 3.6394 miles
Printed: 17-06-2018 - 13:00

Silverstone International Trophy - 16 - 17 Jun 2018

GT & Sports Car Cup supported by Denis Welch Motorsport

Race 8 - Sector Analysis

32	T.Jacobsen / L.Jacobsen (GT2)								MG B								
lap	Sect-1	Speed	Sect-2	Speed	Sect-3	Speed	Laptime	Pit	lap	Sect-1	Speed	Sect-2	Speed	Sect-3	Speed	Laptime	Pit
1			1:24.993	101.2	30.782	98.7	3:01.715		16	51.790	107.2	1:21.754	102.3	30.471	97.1	2:44.015	
2	51.787	108.6	1:21.294	103.7	30.516	97.6	2:43.597		17	52.396	107.0	1:22.126	102.3	30.623	97.6	2:45.145	
3	51.570	110.7	1:20.423	102.0	30.221	96.9	2:42.214		18	52.360	107.0	1:21.862	102.5	30.644	96.9	2:44.866	
4	50.904	107.9	1:19.828	102.9	29.990	97.6	2:40.722		19	52.469	108.9	1:21.353	102.0	30.866	97.7	2:44.688	
5	50.865	108.9	1:21.055	105.2	30.472	97.1	2:42.392		20	52.729	108.1	1:21.473	102.0	31.318	97.7	2:45.520	
6	50.564		1:22.176	102.9	31.167	97.0	2:43.907		21	52.183	108.1	1:22.041	102.0	31.051	98.3	2:45.275	
7	51.004	109.1	1:19.976	104.0	29.893	97.6	2:40.873		22	51.477	109.3	1:20.530	103.4	30.701	98.6	2:42.708	
8	50.884	109.3	1:19.984	99.6	31.201	97.0	2:42.069		23	52.236	108.4	1:21.601	102.5	30.755	98.2	2:44.592	
9	50.578	109.1	1:19.768	100.8	30.214	96.6	2:40.560		24	51.660	110.0	1:20.675	103.4	30.599	97.7	2:42.934	
10	50.730	107.7	1:19.721	102.1	30.179	96.4	2:40.630		25	51.470	109.1	1:21.553	102.5	In		2:45.665	P
11	50.674	107.7	1:21.535	101.8	30.455	97.3	2:42.664		26	Out	107.4	1:21.666	99.7	30.911	96.6	3:39.540	P
12	51.902	109.3	1:20.517	102.5	30.467	97.0	2:42.886		27	51.278	106.5	1:20.526	101.8	30.503	97.4	2:42.307	
13	50.875	107.2	1:20.394	101.5	In		2:44.791	P	28	51.201	107.4	1:20.090	102.3	30.390	97.4	2:41.681	
14	Out	108.9	1:22.521	103.2	31.224	96.6	3:35.704	P	29	51.556	108.9	1:19.364	102.5	29.994	98.3	2:40.914	
15	51.674	110.6	1:21.758	102.1	30.668	97.1	2:44.100		30	51.025	108.9	1:20.380	102.9	30.069	97.7	2:41.474	

33	A.Bell / J.Thomas (GT3)								Austin Healey 3000								
lap	Sect-1	Speed	Sect-2	Speed	Sect-3	Speed	Laptime	Pit	lap	Sect-1	Speed	Sect-2	Speed	Sect-3	Speed	Laptime	Pit
1			1:23.297	103.6	30.716	106.8	2:50.773		3	50.663	114.3	1:20.995	109.5	30.111	106.1	2:41.769	
2	51.130		1:22.019	104.4	30.757	107.3	2:43.906		4	50.111		1:22.047	108.2	30.422	105.6	2:42.580	

36	E.Stone / N.Greensall (GT2)								MG B								
lap	Sect-1	Speed	Sect-2	Speed	Sect-3	Speed	Laptime	Pit	lap	Sect-1	Speed	Sect-2	Speed	Sect-3	Speed	Laptime	Pit
1		107.9	1:26.842	98.1	30.818	95.7	3:03.020		17	52.519	105.5	1:22.835	99.1	30.348	94.9	2:45.702	
2	53.789	107.5	1:23.482	98.1	30.241	96.3	2:47.512		18	52.453	105.5	1:22.865	97.5	31.514	95.2	2:46.832	
3	52.125	106.5	1:23.064	98.1	30.417	97.0	2:45.606		19	52.619	105.7	1:23.114	97.7	30.994	95.7	2:46.727	
4	52.173	107.2	1:24.537	98.3	30.982	96.0	2:47.692		20	52.475	105.5	1:23.991	97.8	30.768	95.7	2:47.234	
5	52.009	105.4	1:22.576	98.4	30.332	95.9	2:44.917		21	54.936	105.5	1:22.262	97.5	30.960	96.1	2:48.158	
6	52.511	104.0	1:22.272	99.7	30.135	95.7	2:44.918		22	51.532	100.6	1:22.638	99.1	31.885	95.7	2:46.055	
7	1:12.709	104.0	1:22.566	98.7	31.762	95.9	3:07.037		23	52.354	108.4	1:23.322	100.0	30.459	95.0	2:46.135	
8	52.460	105.4	1:22.503	97.8	30.687	95.9	2:45.650		24	51.647	106.0	1:22.478	98.7	30.706	94.6	2:44.831	
9	52.366	106.4	1:22.831	99.0	30.172	95.5	2:45.369		25	52.925	105.8	1:24.918	99.1	31.969	95.3	2:49.812	
10	51.907	104.9	1:22.910	99.4	30.327	95.7	2:45.144		26	54.444	106.0	1:21.968	97.5	30.650	95.7	2:47.062	
11	52.334	105.4	1:21.989	97.5	30.652	95.3	2:44.975		27	51.836	105.4	1:22.080	98.8			2:49.851	
12	52.745	104.7	1:24.649	97.7	30.611	95.7	2:48.005		28	Out	108.1	1:20.416	100.8	29.813	97.6	5:46.006	P
13	52.990	103.9	1:22.819	94.3	32.684	93.7	2:48.493		29	50.565	107.7	1:19.717	101.1	29.646	98.0	2:39.928	
14	52.617	105.2	1:21.858	98.5			2:50.942		30	50.281	107.5	1:19.207	101.5	29.465	97.9	2:38.953	
15	Out	105.5	1:22.474	97.8	30.530	95.6	4:11.081	P	31	50.275		1:19.136	101.4	29.421	98.3	2:38.832	
16	1:10.357	88.9	1:24.427	90.4	30.655	92.2	3:05.439		32								

37	B.Philips / O.Philips / C.Phillips (GT2)								MG B								
lap	Sect-1	Speed	Sect-2	Speed	Sect-3	Speed	Laptime	Pit	lap	Sect-1	Speed	Sect-2	Speed	Sect-3	Speed	Laptime	Pit
1			1:30.358	91.9	32.126	95.3	3:10.477		17	52.971	106.7	1:23.933	100.9	31.258	96.4	2:48.162	
2	55.517	104.2	1:29.538	94.1	31.971	94.6	2:57.026		18	52.995	107.0	1:23.787	100.2	30.853	96.9	2:47.635	
3	55.375	102.3	1:28.593	97.0	31.759	94.9	2:55.727		19	52.387	106.5	1:23.540	102.1	30.810	96.7	2:46.737	
4	54.777		1:28.570	92.8	32.352	94.4	2:55.699		20	52.774	105.8	1:24.936	99.7	31.761	96.1	2:49.471	
5	56.308		1:29.245	93.6	31.902	95.2	2:57.455		21	51.931	107.7	1:23.446	101.1			2:52.038	
6	56.708	102.5	1:28.396	94.8	32.109	94.8	2:57.213		22	Out	105.0	1:28.081	91.4	32.581	94.8	3:48.335	P
7	56.208	105.7	1:29.271	93.1	32.042	94.8	2:57.521		23	54.818	106.0	1:26.420	93.6	32.167	95.5	2:53.405	
8	55.135	106.2	1:30.591	94.4	32.157	94.2	2:57.883		24	52.972	106.7	1:24.983	94.7	32.036	94.2	2:49.991	
9	55.216	104.0	1:30.914	94.4	32.310	95.3	2:58.440		25	53.128	106.4	1:24.939	95.2	32.052	94.9	2:50.119	
10	55.402	115.3	1:28.022	92.4	In		3:01.725	P	26	53.256	105.7	1:24.139	98.3	31.837	96.4	2:49.232	
11	Out	105.5	1:25.897	99.0	31.596	95.3	3:35.842	P	27	52.962	105.8	1:24.420	97.5	31.708	95.5	2:49.090	
12	52.874	108.6	1:24.283	99.9	31.439	95.3	2:48.596		28	52.892	106.9	1:23.787	98.8	31.696	95.0	2:48.375	
13	53.419	114.7	1:24.462	99.6	31.477	95.3	2:49.358		29	52.850	105.8	1:23.837	99.6	31.520	95.3	2:48.207	
14	53.445	107.0	1:25.053	99.3	31.346	95.7	2:49.844		30	53.132	106.4	1:23.571	96.8	31.464	95.9	2:48.167	
15	52.661	105.7	1:25.014	99.6	31.313	95.2	2:48.988		31	52.863	106.4	1:25.159	95.5	31.762	95.9	2:49.784	
16	53.068	104.9	1:25.201	100.0	31.361	95.6	2:49.630		32	52.709	106.0	1:23.278	98.5	32.186	95.3	2:48.173	

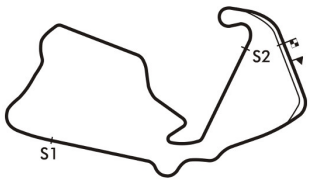

Session Start: 11:24:55 - Finish: 12:55:46
Weather/Track Conditions: Cloudy / Dry
Circuit: Silverstone Historic Grand Prix
Track Length: 5.857 Km - 3.6394 miles
Printed: 17-06-2018 - 13:00

Silverstone International Trophy - 16 - 17 Jun 2018

GT & Sports Car Cup supported by Denis Welch Motorsport

Race 8 - Sector Analysis

42	P.Tognola / S.Monk (GT2)								Porsche 911								
lap	Sect-1	Speed	Sect-2	Speed	Sect-3	Speed	Laptime	Pit	lap	Sect-1	Speed	Sect-2	Speed	Sect-3	Speed	Laptime	Pit
1		110.2	1:25.207	106.2	31.738	98.3	3:02.856		17	52.238	114.1	1:21.499	107.2	30.659	100.3	2:44.396	
2	53.919	112.0	1:24.064	106.9	31.203	97.7	2:49.186		18	51.306	114.7	1:22.646	107.4	32.179	98.5	2:46.131	
3	53.288	114.1	1:24.641	105.0	31.553	98.3	2:49.482		19	52.577	116.1	1:22.640	106.7	30.642	99.8	2:45.859	
4	52.535	113.4	1:23.446	106.4	31.422	98.2	2:47.403		20	51.024	115.7	1:22.603	106.4	30.649	99.6	2:44.276	
5	52.823	113.4	1:23.447	106.5	31.532	98.3	2:47.802		21	53.575	115.3	1:21.290	107.4	30.475	100.1	2:45.340	
6	52.849	113.7	1:23.667	105.5	31.577	98.3	2:48.093		22	51.765	114.3	1:21.666	106.5	30.612	99.2	2:44.043	
7	52.505	114.3	1:22.906	106.0	31.540	97.7	2:46.951		23	52.018	113.2	1:22.734	105.7	31.042	98.5	2:45.794	
8	52.563	113.0	1:23.115	107.2	30.925	98.2	2:46.603		24	51.957	113.0	1:21.775	105.8	In		2:50.138	P
9	52.314	113.4	1:24.015	106.5	31.389	98.3	2:47.718		25	Out	113.7	1:25.212	100.0	32.175	96.7	4:05.843	P
10	52.583	112.4	1:23.912	106.9	In		2:50.042	P	26	52.649	113.9	1:23.660	105.8	31.093	98.2	2:47.402	
11	Out	113.9	1:22.763	105.2	31.254	100.1	4:19.709	P	27	53.384	112.4	1:23.421	102.0	31.664	97.7	2:48.469	
12	52.253	113.7	1:21.865	108.1	30.375	100.3	2:44.493		28	53.035	113.6	1:26.399	107.9	31.420	97.1	2:50.854	
13	51.522	111.8	1:22.246	106.4	30.404	99.3	2:44.172		29	52.677	113.7	1:22.962	107.9	31.071	99.5	2:46.710	
14	52.490	111.8	1:21.868	107.7	30.235	99.8	2:44.593		30	53.739	108.4	1:23.849	104.9	31.163	99.5	2:48.751	
15	51.700	113.9	1:22.177	105.5	30.969	99.5	2:44.846		31	52.112	113.2	1:24.362	106.9	31.102	99.0	2:47.576	
16	51.651	112.6	1:22.016	106.5	30.721	99.9	2:44.388		32	52.976	114.5	1:24.503	106.9	31.217	98.7	2:48.696	

46	R.Begbie / N.Lees (GT2)								TVR Grantura Mk3								
lap	Sect-1	Speed	Sect-2	Speed	Sect-3	Speed	Laptime	Pit	lap	Sect-1	Speed	Sect-2	Speed	Sect-3	Speed	Laptime	Pit
1			1:23.198	103.9	29.966	100.7	2:54.627		7	50.635	112.6	1:20.565	104.7	29.546	100.7	2:40.746	
2	52.721	113.7	1:21.368	106.7	29.222	99.3	2:43.311		8	50.510	113.4	1:20.022	106.4	29.895	100.3	2:40.427	
3	50.748		1:20.697	106.7	29.568	101.0	2:41.013		9	50.167	112.4	1:19.926	102.3	29.926	99.6	2:40.019	
4	51.872	113.6	1:20.575	106.5	29.591	100.3	2:42.038		10	51.584	112.4	1:19.464	104.7	29.913	98.6	2:40.961	
5	51.349	112.8	1:19.901	103.2	29.955	98.2	2:41.205		11	51.414	112.0	1:25.974	88.0	In		2:55.040	P
6	50.632	112.4	1:20.202	100.6	29.880	96.6	2:40.714		12								

52	M.Corfield / J.Welch (GT3)								Austin Healey 3000								
lap	Sect-1	Speed	Sect-2	Speed	Sect-3	Speed	Laptime	Pit	lap	Sect-1	Speed	Sect-2	Speed	Sect-3	Speed	Laptime	Pit
1			1:21.261	107.5	29.622	106.1	2:47.830		19	48.942	121.8	1:17.225	113.4	28.927		2:35.094	
2	50.827		1:22.364	108.4	29.801	107.5	2:42.992		20	48.640	121.8	1:16.575	113.0	29.318	106.9	2:34.533	
3	50.408	122.5	1:21.023	109.3	29.721	107.3	2:41.152		21	48.299	122.2	1:16.674	113.7	28.944	107.5	2:33.917	
4	50.649		1:20.587	111.7	29.533	108.2	2:40.769		22	48.489	122.7	1:17.597	111.7	29.448		2:35.534	
5	49.540	123.6	1:19.358	110.4	29.609	108.2	2:38.507		23	48.058		1:16.302	113.2	29.185	107.6	2:33.545	
6	50.574		1:18.555	112.0	29.184	108.0	2:38.313		24	48.210	123.1	1:18.714	111.5	29.211	107.6	2:36.135	
7	49.350	122.9	1:18.808	113.2	29.339	107.5	2:37.497		25	48.651	122.0	1:17.423	111.5	29.363		2:35.437	
8	49.400	122.2	1:18.531	112.4	29.309		2:37.240		26	48.375	122.5	1:17.790	109.1	29.436	107.5	2:35.601	
9	48.912	123.4	1:19.415	110.9	29.417	106.6	2:37.744		27	48.849	122.0	1:17.501	110.0	29.471	106.6	2:35.821	
10	49.228	123.1	1:20.686	112.6	30.011	107.5	2:39.925		28	48.658	122.5	1:17.402	111.3	29.778	106.6	2:35.838	
11	49.015		1:17.699	113.0	29.687	105.2	2:36.401		29	48.682	122.2	1:18.135	106.9	In		2:40.628	P
12	49.483	122.9	1:17.705	110.7	29.613	108.0	2:36.801		30	Out	119.8	1:20.254	102.9	29.929	107.3	3:24.151	P
13	48.830	123.1	1:18.434	108.9	29.550	108.0	2:36.814		31	49.390	120.9	1:19.277	107.4	29.450	108.0	2:38.117	
14	48.773		1:18.128	111.5	In		2:41.655	P	32	49.214	121.8	1:17.785	109.5	29.479	107.1	2:36.478	
15	Out	121.1	1:17.987	110.9	29.324	107.1	3:17.905	P	33	49.010	122.0	1:17.839	109.5	29.406	108.3	2:36.255	
16	48.761	120.9	1:18.789	110.2	29.352	106.8	2:36.902		34	48.931	117.9	1:19.101	107.9	29.673	105.7	2:37.705	
17	48.494	120.9	1:17.406	111.5	29.282	106.9	2:35.182		35	49.331	120.3	1:18.801	109.3	29.498	106.9	2:37.630	
18	48.639	121.1	1:16.869	114.1	29.025	106.9	2:34.533		36								

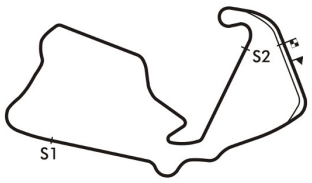

Session Start: 11:24:55 - Finish: 12:55:46
Weather/Track Conditions: Cloudy / Dry
Circuit: Silverstone Historic Grand Prix
Track Length: 5.857 Km - 3.6394 miles
Printed: 17-06-2018 - 13:00

Silverstone International Trophy - 16 - 17 Jun 2018

GT & Sports Car Cup supported by Denis Welch Motorsport

Race 8 - Sector Analysis

53	C.Harris/J.Wilmoth (GT3)								Austin Healey 3000								
lap	Sect-1	Speed	Sect-2	Speed	Sect-3	Speed	Laptime	Pit	lap	Sect-1	Speed	Sect-2	Speed	Sect-3	Speed	Laptime	Pit
1			1:22.199	104.4	30.129	106.1	2:51.637		18	50.139		1:20.250	114.1	30.148	108.2	2:40.537	
2	50.983		1:20.621	108.4	29.822	108.3	2:41.426		19	50.582	123.6	1:21.537	105.5	29.638	109.2	2:41.757	
3	50.194	126.6	1:19.908	106.5	30.055	109.1	2:40.157		20	51.400	123.8	1:19.666	102.1	30.718	105.4	2:41.784	
4	49.864		1:20.279	105.8	30.074	108.7	2:40.217		21	49.152	117.7	1:21.200	106.9	30.629	102.4	2:40.981	
5	49.708	123.8	1:19.288	107.7	29.981	108.2	2:38.977		22	52.566	119.8	1:21.052	111.8	29.715	107.5	2:43.333	
6	49.672		1:19.199	109.3	29.662	109.6	2:38.533		23	49.790	121.6	1:20.259	109.3	29.638	109.8	2:39.687	
7	49.416	124.3	1:19.054	108.9	29.972	109.1	2:38.442		24	49.395	123.4	1:20.334	104.7	29.897	108.9	2:39.626	
8	49.186	125.9	1:19.715	109.1	30.048	108.5	2:38.949		25	49.642	119.8	1:20.158	114.9	29.424	108.7	2:39.224	
9	49.841	122.2	1:18.742	112.4	29.811	109.8	2:38.394		26	50.254	122.2	1:20.378	102.1	In		2:49.622	P
10	48.888	123.8	1:19.380	105.4	30.100	108.9	2:38.368		27	Out	123.4	1:19.745	113.9	30.050	108.9	3:25.481	P
11	49.059		1:18.683	108.4	29.919	109.2	2:37.661		28	50.057	122.5	1:19.827	103.2	30.690	106.8	2:40.574	
12	49.518	125.2	1:18.850	107.5	In		2:46.854	P	29	50.504	120.3	1:19.751	107.2	30.374	105.4	2:40.629	
13	Out		1:21.009	108.1	29.846	109.4	3:41.744	P	30	49.691	122.9	1:19.076	106.7	30.294	109.8	2:39.061	
14	49.788		1:20.607	108.2	30.115	108.9	2:40.510		31	49.281	123.1	1:20.389	104.2	30.457	109.4	2:40.127	
15	50.462	122.5	1:20.482	112.4	29.844	108.5	2:40.788		32	50.300	121.4	1:19.190	107.9	30.148	109.2	2:39.638	
16	49.775	120.7	1:20.336	109.7	30.108	109.2	2:40.219		33	49.496	120.7	1:18.921	109.1	30.070	109.8	2:38.487	
17	49.837	117.9	1:20.410	114.5	29.473	109.1	2:39.720		34	49.309	122.7	1:19.604	108.1	30.248	103.9	2:39.161	

55	M.Melling/J.Minshaw (GT4)								Jaguar E-type								
lap	Sect-1	Speed	Sect-2	Speed	Sect-3	Speed	Laptime	Pit	lap	Sect-1	Speed	Sect-2	Speed	Sect-3	Speed	Laptime	Pit
1			1:22.830	104.7	31.734	104.1	2:46.134		5	1:01.054		1:59.789	63.0	In		3:48.822	P
2	51.114		1:22.829	105.7	30.380	106.1	2:44.323		6	Out	132.6	1:16.416	110.2	29.235	108.3	4:31.073	P
3	49.981	125.4	1:20.796	111.5	29.806	109.4	2:40.583		7	47.978	123.6	1:17.508	103.1			3:02.382	
4	49.602		1:20.384	110.2	30.472	108.7	2:40.458		8								

56	C.Clarkson/D.Smithies (GT3)								Austin Healey 3000								
lap	Sect-1	Speed	Sect-2	Speed	Sect-3	Speed	Laptime	Pit	lap	Sect-1	Speed	Sect-2	Speed	Sect-3	Speed	Laptime	Pit
1		122.0	1:20.432	102.9	29.764	110.3	2:48.240		18	49.721	120.9	1:19.391	107.9	30.460	108.7	2:39.572	
2	50.434	123.8	1:21.893	107.9	30.071	106.9	2:42.398		19	49.857	121.6	1:19.931	112.2	31.747	106.1	2:41.535	
3	50.428	123.6	1:20.854	113.6	29.470	110.0	2:40.752		20	49.763	122.0	1:19.699	108.1	30.432	108.5	2:39.894	
4	50.103	120.5	1:20.683	112.2	29.568	109.8	2:40.354		21	49.445	119.8	1:19.857	107.4	30.495	108.9	2:39.797	
5	49.727	120.5	1:19.378	110.2	29.683	105.1	2:38.788		22	50.232	121.4	1:19.748	105.7	30.484	107.8	2:40.464	
6	51.064	121.4	1:19.328	113.6	29.424	108.5	2:39.816		23	49.769	119.0	1:20.492	107.9	30.606	108.0	2:40.867	
7	50.066	120.9	1:18.732	111.7	29.720	105.7	2:38.518		24	49.575	117.7	1:20.458	111.3	30.402	109.1	2:40.435	
8	49.392	120.7	1:19.553	106.0	30.159	105.4	2:39.104		25	49.629	117.3	1:19.863	108.9	30.239	107.6	2:39.731	
9	49.987	120.9	1:18.492	111.1	29.625	106.8	2:38.104		26	49.638	119.0	1:20.279	108.6	In		2:44.287	P
10	49.153	122.0	1:19.144	109.3	30.089	109.8	2:38.386		27	Out	120.5	1:18.688	106.7	29.515	110.0	3:32.432	P
11	49.229	120.9	1:18.776	108.1	29.863	107.1	2:37.868		28	49.130	122.0	1:19.542	109.5	29.699	105.6	2:38.371	
12	48.934	122.5	1:18.822	109.1	In		2:44.930	P	29	49.936	121.1	1:18.712	111.5	30.022	107.3	2:38.670	
13	Out	116.7	1:22.289	104.0	30.873	108.7	3:38.929	P	30	50.119	121.4	1:19.812	105.0	30.410	107.6	2:40.341	
14	50.211	118.8	1:20.375	108.9	30.705	107.6	2:41.291		31	49.823	121.8	1:19.597	103.1	30.397	108.3	2:39.817	
15	50.010	120.3	1:19.907	104.7	30.518	109.2	2:40.435		32	49.669	116.1	1:19.749	105.5	30.500	108.2	2:39.918	
16	49.535	119.0	1:20.111	100.9	30.550	107.5	2:40.196		33	49.485	120.9	1:19.414	107.9	29.816	106.6	2:38.715	
17	49.914	119.6	1:19.135	109.1	30.193	108.5	2:39.242		34	49.434	121.6	1:19.207	102.3	30.096	108.0	2:38.737	

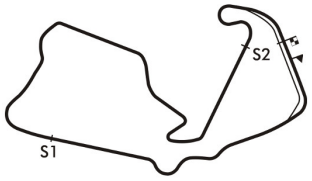

Session Start: 11:24:55 - Finish: 12:55:46
Weather/Track Conditions: Cloudy / Dry
Circuit: Silverstone Historic Grand Prix
Track Length: 5.857 Km - 3.6394 miles
Printed: 17-06-2018 - 13:00

Silverstone International Trophy - 16 - 17 Jun 2018

GT & Sports Car Cup supported by Denis Welch Motorsport

Race 8 - Sector Analysis

57 J.Emberson / B.Wykeham (GT3) — Morgan Plus 4 SLR

lap	Sect-1	Speed	Sect-2	Speed	Sect-3	Speed	Laptime	Pit
1			1:24.377	108.9	30.601	103.4	2:54.345	
2	51.776		1:21.616	108.4	30.112	101.6	2:43.504	
3	50.462		1:20.486	109.3	30.423	101.5	2:41.371	
4	51.093		1:20.525	109.5	30.152	102.3	2:41.770	
5	50.513		1:20.311	107.0	29.965	102.1	2:40.789	
6	50.649		1:20.024	109.5	29.988	101.2	2:40.661	
7	50.478	117.1	1:20.424	109.7	30.080	101.8	2:40.982	
8	50.075	117.3	1:20.751	110.6	30.509	101.8	2:41.335	
9	49.901	118.1	1:19.347	109.7	29.970	101.8	2:39.218	
10	50.117	117.5	1:20.663	107.5	30.075	101.6	2:40.855	
11	50.113	117.3	1:20.154	107.9	30.423	102.0	2:40.690	
12	50.091	117.3	1:19.930	104.2	30.289	102.1	2:40.310	
13	50.461		1:20.180	109.1	In		2:46.721	P
14	Out		1:19.639	106.9	30.038	101.6	3:31.110	P
15	49.738	117.5	1:19.135	107.4	29.680	101.2	2:38.553	
16	49.523	117.3	1:18.890	109.7	29.473	101.6	2:37.886	
17	50.277	116.3	1:18.738	108.4	29.538	102.8	2:38.553	
18	49.736		1:18.543	105.8	29.679	102.1	2:37.958	
19	49.519	117.9	1:18.708	108.4	29.350	103.2	2:37.577	
20	49.832	118.4	1:19.284	108.2	29.574	101.6	2:38.690	
21	50.047	116.9	1:18.498	108.8	29.703	102.1	2:38.248	
22	50.076	116.9	1:18.728	109.5	29.549	102.1	2:38.353	
23	50.070	118.6	1:19.309	109.7	29.531	101.8	2:38.910	
24	49.918	117.1	1:19.207	106.0	29.742	102.4	2:38.867	
25	50.239	119.0	1:18.502	108.4	29.754	101.3	2:38.495	
26	50.195	116.3	1:18.812	100.3	In		2:43.528	P
27	Out	116.7	1:19.976	110.2	30.077	103.2	3:35.732	P
28	50.370	117.1	1:19.853	103.4	30.163	103.9	2:40.386	
29	50.176	118.1	1:19.597	108.9	30.114	104.2	2:39.887	
30	50.549	118.6	1:19.808	109.5	30.250	103.6	2:40.607	
31	50.165	118.4	1:19.044	110.7	29.929	104.1	2:39.138	
32	49.881	119.2	1:19.387	110.7	29.832	104.7	2:39.100	
33	50.146		1:19.259	110.7	29.699	104.4	2:39.104	
34	49.570	118.4	1:19.223	111.1	30.122	103.2	2:38.915	

58 M.Pangborn / H.Woods (GT3) — Austin Healey 3000

lap	Sect-1	Speed	Sect-2	Speed	Sect-3	Speed	Laptime	Pit
1		125.0	1:21.627	108.8	29.861	110.2	2:52.503	
2	50.385	122.5	1:21.398	107.9	30.810	103.2	2:42.593	
3	50.040	128.1	1:19.388	107.2	29.884	109.1	2:39.312	
4	49.497	125.9	1:20.509	105.5	29.746	111.3	2:39.752	
5	49.598	121.4	1:19.824	110.6	29.892	108.9	2:39.314	
6	49.438	123.8	1:19.645	101.5	29.646	110.3	2:38.729	
7	48.950	128.3	1:19.276	115.9	29.597	110.2	2:37.823	
8	49.303	126.1	1:19.293	108.9	In		2:44.794	P
9	Out	106.9	1:23.977	95.2	30.609	109.1	4:42.212	P
10	50.192	105.8	1:21.363	101.4	30.231	109.4	2:41.786	
11	50.270	109.5	1:21.227	103.2	30.016	110.0	2:41.513	
12	49.311	120.9	1:21.128	98.8	30.108	108.9	2:40.547	
13	49.816	112.4	1:20.641	107.7	29.899	109.4	2:40.356	
14	49.429	114.3	1:19.764	112.8	29.727	109.1	2:38.920	
15	50.074	116.7	1:19.489	103.6	29.785	110.3	2:39.348	
16	49.111	112.8	1:20.318	107.5	29.373	110.3	2:38.802	
17	49.116	113.0	1:20.199	107.2	29.715	109.4	2:39.030	
18	49.863	111.7	1:20.433	110.0	29.236	109.4	2:39.532	
19	49.332	117.3	1:19.886	102.9	30.009	107.5	2:39.227	
20	49.586	122.0	1:19.993	108.1	29.440	110.0	2:39.019	
21	49.542	114.3	1:19.610	106.4	29.694	109.2	2:38.846	
22	49.872	110.0	1:22.517	109.1	29.373	111.1	2:41.762	
23	49.122	120.3	1:20.361	97.0	In		2:45.735	P
24	Out	123.4	1:19.241	114.1	29.289	108.9	3:34.471	P
25	49.350	124.3	1:18.107	115.9	29.421	109.1	2:36.878	
26	48.566	125.9	1:18.604	114.9	30.012	100.3	2:37.182	
27	49.512	125.2	1:17.618	108.1	29.520	109.1	2:36.650	
28	49.687	124.3	1:18.472	112.8	29.398	109.6	2:37.557	
29	49.565	125.4	1:18.540	108.8	29.706	108.9	2:37.811	
30	49.002	125.9	1:17.953	110.4	29.337	110.7	2:36.292	
31	48.343	126.1	1:17.770	116.1	29.264	110.5	2:35.377	
32	48.828	125.0	1:17.589	111.8	29.287	110.5	2:35.704	
33	48.735	126.6	1:18.800	112.0	29.981	105.7	2:37.516	
34	48.635	126.1	1:17.076	111.8	29.636	110.0	2:35.347	

61 S.Orebi Gann / M.Bell (GT3) — Morgan Plus 4 SLR

lap	Sect-1	Speed	Sect-2	Speed	Sect-3	Speed	Laptime	Pit
1		121.4	1:23.795	112.8	30.645	103.4	2:57.276	
2	51.260	121.6	1:22.307	112.6	30.131	104.7	2:43.698	
3	51.160	120.9	1:28.626	110.7	30.780	103.7	2:50.566	
4	50.974	121.1	1:23.726	110.9	30.005	104.6	2:44.705	
5	51.247	119.6	1:21.450	112.4	29.745	105.6	2:42.442	
6	50.392	121.1	1:21.442	111.7	29.870	103.4	2:41.704	
7	50.880	120.1	1:21.391	111.7	29.972	103.6	2:42.243	
8	51.221	119.8	1:21.585	112.0	30.095	103.7	2:42.901	
9	51.169	120.1	1:21.478	111.7	30.357	103.6	2:43.004	
10	50.753	119.8	1:22.569	111.8	30.195	102.9	2:43.517	
11	51.395	119.0	1:22.309	110.7	In		2:51.627	P
12	Out	113.6	1:23.524	103.2	30.765	102.8	3:48.727	P
13	51.519	117.9	1:21.897	100.9	30.554	104.2	2:43.970	
14	50.819	115.9	1:23.192	108.4	31.003	104.6	2:45.014	
15	51.893	119.4	1:22.258	109.3	30.399	104.4	2:44.550	
16	51.768	119.2	1:22.390	111.3	30.044	104.4	2:44.202	
17	52.143	111.1	1:21.675	110.6	30.360	103.9	2:44.178	
18	50.794	121.1	1:21.064	110.7	29.971	105.4	2:41.829	
19	50.853	120.9	1:20.479	111.7	30.017	105.9	2:41.349	
20	50.569	120.5	1:21.356	109.8	30.169	105.9	2:42.094	
21	51.219	120.1	1:20.843	110.2	30.090	104.2	2:42.152	
22	50.851	121.1	1:20.895	112.8	29.968	106.1	2:41.714	
23	50.651	120.7	1:20.697	114.5	29.627	105.6	2:40.975	
24	50.246	121.1	1:20.862	110.0	30.171	105.7	2:41.279	
25	50.674	121.6	1:21.279	110.6	In		2:49.686	P
26	Out	118.1	1:24.655	109.1	30.450	101.5	3:52.549	P
27	51.880	117.9	1:22.893	111.8	30.421	102.0	2:45.194	
28	52.138	120.3	1:21.980	107.9	30.309	103.6	2:44.427	
29	51.162	120.5	1:21.104	111.8	29.908	104.1	2:42.174	
30	51.100	120.1	1:22.051	111.3	30.000	103.4	2:43.151	
31	51.397	119.6	1:21.588	111.1	30.381	102.0	2:43.366	
32	51.680	119.4	1:22.461	110.9	30.359	103.4	2:44.500	
33	51.400	119.4	1:21.933	110.6	30.339	103.6	2:43.672	
34								

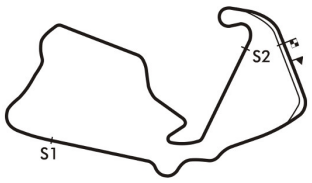

Session Start: 11:24:55 - Finish: 12:55:46
Weather/Track Conditions: Cloudy / Dry
Circuit: Silverstone Historic Grand Prix
Track Length: 5.857 Km - 3.6394 miles
Printed: 17-06-2018 - 13:00

Silverstone International Trophy - 16 - 17 Jun 2018

GT & Sports Car Cup supported by Denis Welch Motorsport

Race 8 - Sector Analysis

71 — A.Ross-Jones / D.Ross-Jones (GT3) — Triumph TR4

lap	Sect-1	Speed	Sect-2	Speed	Sect-3	Speed	Laptime	Pit	lap	Sect-1	Speed	Sect-2	Speed	Sect-3	Speed	Laptime	Pit
1			1:25.623	103.1	30.567	104.6	2:59.053		17	51.137	112.6	1:21.386	106.4	30.518	100.9	2:43.041	
2	51.406		1:22.589	104.7	30.368	102.3	2:44.363		18	50.752	113.0	1:21.022	107.0	30.586	100.3	2:42.360	
3	50.519	115.5	1:21.545	104.7	30.030	101.5	2:42.094		19	51.192	113.7	1:23.831	102.9	30.616	100.1	2:45.639	
4	50.253	114.7	1:20.885	106.5	30.156	101.8	2:41.294		20	52.171	112.0	1:21.589	106.5	30.817	100.9	2:44.577	
5	50.919		1:21.995	107.9	29.892	102.3	2:42.806		21	51.045	113.9	1:21.722	106.4	30.657	100.1	2:43.424	
6	50.834	114.3	1:22.029	107.2	30.561	101.8	2:43.424		22	51.489	113.6	1:22.531	105.8	30.924	99.2	2:44.944	
7	51.478	115.5	1:20.147	108.6	30.024	102.3	2:41.649		23	51.279	112.8	1:21.987	106.0	In		2:47.640	P
8	50.570	115.7	1:20.885	107.2	30.516	101.6	2:41.971		24	Out	113.6	1:21.831	103.7	30.362	99.8	3:35.961	P
9	50.033	115.5	5:01.970	87.0	In		6:28.050	P	25	50.743	112.6	1:22.169	106.7	30.333	101.5	2:43.245	
10	Out	111.3	1:25.110	104.2	31.538	101.2	5:04.622	P	26	51.441	112.8	1:21.158	106.4	30.223	101.3	2:42.822	
11	51.354	112.8	1:21.808	105.7	31.158	99.9	2:44.320		27	50.117	115.3	1:25.042	107.7	30.486	98.9	2:45.645	
12	51.428		1:21.373	106.0	31.068	100.4	2:43.869		28	50.810	114.1	1:20.918	106.5	30.085	101.8	2:41.813	
13	51.389	112.6	1:21.628	107.2	30.976	101.2	2:43.993		29	51.083	114.7	1:21.559	107.5	30.858	102.4	2:43.500	
14	52.216	113.4	1:21.745	106.0	30.940	100.9	2:44.901		30	50.454	113.9	1:21.285	103.4	30.344	102.6	2:42.083	
15	51.576	113.4	1:22.134	107.0	30.898	100.6	2:44.608		31	50.425	112.6	1:21.416	106.0	30.440	101.6	2:42.281	
16	51.743	111.3	1:21.688	106.7	31.097	101.0	2:44.528		32								

74 — C.Chiles / S.Garrad / C.Chiles Jnr (GT4) — AC Cobra 289

lap	Sect-1	Speed	Sect-2	Speed	Sect-3	Speed	Laptime	Pit	lap	Sect-1	Speed	Sect-2	Speed	Sect-3	Speed	Laptime	Pit
1		131.1	1:17.379	112.6	29.156	115.6	2:36.308		19	46.473	135.3	1:15.323	124.3	27.945	117.9	2:29.741	
2	48.432		1:18.041	118.8	29.252	117.2	2:35.725		20	46.743	135.0	1:17.208	121.8	In		2:37.827	P
3	47.621	133.4	1:17.142	113.6	28.859	120.0	2:33.622		21	Out	136.1	1:16.180	123.1	28.058	119.1	4:10.458	P
4	47.524	130.6	1:16.625	117.1	28.807	118.3	2:32.956		22	46.399	132.4	1:14.534	128.1	27.524	118.7	2:28.457	
5	48.178	133.9	1:16.871	117.9	28.561	117.6	2:33.610		23	45.775	137.5	1:16.091	126.6	28.028	117.9	2:29.894	
6	47.148	133.2	1:16.368	120.9	28.673	114.8	2:32.189		24	46.039	137.2	1:15.369	112.2	28.294	118.5	2:29.702	
7	47.389	132.1	1:16.463	122.9	28.895	116.8	2:32.747		25	45.665	136.4	1:14.328	126.6	28.079	113.6	2:28.072	
8	48.729	134.5	1:16.553	108.8	In		2:41.928	P	26	46.001	136.1	1:14.650	117.5	28.071	118.3	2:28.722	
9	Out	134.8	1:15.437	125.9	28.346	117.9	3:22.322	P	27	46.116	135.6	1:14.570	123.1	28.083	118.9	2:28.769	
10	47.549	136.4	1:15.703	123.8	27.947	120.2	2:31.199		28	46.054	136.4	1:14.914	122.0	28.042	119.1	2:29.010	
11	46.457		1:15.570	124.0	28.115	118.1	2:30.142		29	45.990		1:14.605	120.5	27.882	118.5	2:28.477	
12	46.044	135.8	1:15.216	120.1	28.533	120.2	2:29.793		30	46.073		1:14.595	122.2	28.198	119.6	2:28.866	
13	46.279	130.1	1:16.202	125.9	27.946	120.9	2:30.427		31	46.122	130.6	1:16.335	122.9	28.170	117.0	2:30.627	
14	46.704	137.5	1:15.612	120.9	28.355	118.5	2:30.671		32	46.045	130.8	1:15.279	122.7	28.143	119.6	2:29.467	
15	46.509	133.7	1:15.599	125.9	28.603	114.0	2:30.711		33	45.940	132.6	1:14.919	123.4	28.240	118.7	2:29.099	
16	46.609	135.6	1:15.523	125.0	27.983	119.4	2:30.115		34	45.635	137.8	1:15.491	121.8	27.961	120.0	2:29.087	
17	46.624	135.8	1:16.455	125.7	28.014	119.4	2:31.093		35	46.071	134.8	1:15.440	122.0	28.185	115.8	2:29.696	
18	46.752	130.1	1:16.110	118.8	28.137	116.6	2:30.999		36	46.059	136.4	1:14.532	126.6	27.943	119.6	2:28.534	

75 — L.Voyazides / S.Hadfield (GT4) — AC Cobra 289

lap	Sect-1	Speed	Sect-2	Speed	Sect-3	Speed	Laptime	Pit	lap	Sect-1	Speed	Sect-2	Speed	Sect-3	Speed	Laptime	Pit
1		136.1	1:16.292	116.3	28.145	119.4	2:32.956		19	45.495	140.4	1:13.700	127.1	27.940	119.1	2:27.135	
2	45.982	138.7	1:15.072	116.1	28.323	118.1	2:29.377		20	45.842	139.5	1:13.728	124.7	27.814	118.7	2:27.384	
3	46.020	137.0	1:15.009	118.1	28.464	117.9	2:29.493		21	45.905	140.1	1:13.841	126.9	27.673	118.5	2:27.419	
4	45.932	139.2	1:15.182	120.1	28.213	118.7	2:29.327		22	45.887	140.4	1:13.356	122.7	28.074	117.0	2:27.317	
5	45.602	139.5	1:14.852	118.8	28.019	118.5	2:28.473		23	45.537	139.8	1:13.547	125.9	28.218	120.2	2:27.302	
6	46.082	138.1	1:14.537	121.8	27.803	119.6	2:28.422		24	45.676	141.6	1:13.270	126.1	27.812	121.8	2:26.758	
7	45.971	137.2	1:14.901	119.6	27.907	119.6	2:28.779		25	45.403	141.0	1:13.223	127.3	27.508	122.2	2:26.134	
8	45.891	138.9	1:15.118	115.3	28.097	119.4	2:29.106		26	45.476	141.6	1:13.362	125.4	27.940	119.8	2:26.778	
9	48.022	133.2	1:14.807	124.7	28.877	117.2	2:31.706		27	45.529	140.7	1:12.993	128.8	27.909	119.8	2:26.431	
10	46.017	141.0	1:15.007	125.2	27.834	117.4	2:28.858		28	45.952	140.4	1:13.578	127.3	28.027	120.0	2:27.557	
11	45.892	139.5	1:14.819	123.6	27.970	119.8	2:28.681		29	45.442	140.4	1:13.977	122.0	In		2:30.836	P
12	46.095	135.6	1:14.844	123.6	28.087	118.1	2:29.026		30	Out	137.8	1:14.815	118.1	28.023	115.6	3:20.434	P
13	46.281	138.1	1:15.048	125.0	27.987	119.1	2:29.316		31	46.332	141.3	1:14.900	120.3	28.405	119.1	2:29.637	
14	46.164		1:15.143	116.1	In		2:32.337	P	32	46.259	141.0	1:15.204	120.7	28.349	117.9	2:29.812	
15	Out	140.7	1:13.208	123.8	28.030	120.2	3:13.153	P	33	46.067	138.4	1:15.242	123.4	27.999	117.0	2:29.308	
16	46.282	137.8	1:13.851	119.6	27.737	120.9	2:27.870		34	45.759	140.4	1:15.035	120.9	28.452	118.5	2:29.246	
17	45.351	140.1	1:13.332	129.1	27.588	121.3	2:26.271		35	46.077	138.7	1:16.238	119.4	28.745	115.6	2:31.060	
18	45.114	138.9	1:13.043	129.1	27.481	119.6	2:25.638		36	46.556	141.0	1:16.129	119.0	28.777	112.4	2:31.462	

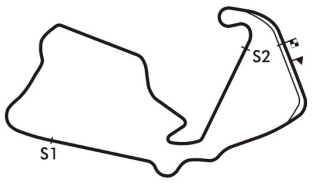

Session Start: 11:24:55 - Finish: 12:55:46
Weather/Track Conditions: Cloudy / Dry
Circuit: Silverstone Historic Grand Prix
Track Length: 5.857 Km - 3.6394 miles
Printed: 17-06-2018 - 13:00

Silverstone International Trophy - 16 - 17 Jun 2018

GT & Sports Car Cup supported by Denis Welch Motorsport

Race 8 - Sector Analysis

77	P.Walker / M.Griffiths (SP2)								Lotus 15								
lap	Sect-1	Speed	Sect-2	Speed	Sect-3	Speed	Laptime	Pit	lap	Sect-1	Speed	Sect-2	Speed	Sect-3	Speed	Laptime	Pit
1			1:17.840	119.0	28.447		2:35.203		19	46.096	129.1	1:13.948	122.9	28.019		2:28.063	
2	47.430		1:15.194	118.6	28.545		2:31.169		20	46.050	130.8	1:12.917	121.6	27.736		2:26.703	
3	47.389	125.9	1:15.070	119.2	28.620		2:31.079		21	46.112	127.3	1:13.034	120.9	28.035		2:27.181	
4	47.503		1:14.971	119.6	28.398		2:30.872		22	45.997	128.1	1:13.313	122.5	27.966		2:27.276	
5	46.979	126.4	1:15.277	118.6	28.561		2:30.817		23	46.143		1:13.249	121.4	27.957		2:27.349	
6	47.083	125.9	1:15.229	118.8	28.617		2:30.929		24	46.336	129.8	1:14.064	120.9	27.842		2:28.242	
7	46.910	125.2	1:16.752	117.9	28.666		2:32.328		25	46.028	127.3	1:13.717	120.9	In		2:32.385	P
8	47.242	125.7	1:14.959	119.4	28.634		2:30.835		26	Out	123.8	1:15.986	120.3	28.365		3:29.719	P
9	47.095	126.1	1:14.989	120.3	28.497		2:30.581		27	47.769	126.9	1:15.232	120.1	28.468		2:31.469	
10	46.999	127.1	1:15.029	119.6	In		2:33.728	P	28	47.408	125.9	1:14.714	120.7	28.211		2:30.333	
11	Out		1:14.109	119.8	27.861		3:27.270	P	29	47.207	127.8	1:14.984	110.6	29.497		2:31.688	
12	46.099	126.9	1:13.383	120.1	27.792		2:27.274		30	48.524	123.1	1:16.497	115.9	29.267		2:34.288	
13	46.418	127.1	1:13.996	120.1	27.901		2:28.315		31	48.151	123.4	1:15.958	118.4	28.918		2:33.027	
14	46.357	127.1	1:14.854	119.8	27.839		2:29.050		32	48.059	126.9	1:16.703	110.4	29.431		2:34.193	
15	46.490		1:13.986	120.9	27.782		2:28.258		33	48.449	124.7	1:16.774	116.9	28.800		2:34.023	
16	46.788	127.8	1:13.521	122.5	27.769		2:28.078		34	46.812		1:14.754	120.3	28.248		2:29.814	
17	46.027	127.3	1:13.639	124.0	27.796		2:27.462		35	47.849		1:15.865	119.4	28.565		2:32.279	
18	46.190	128.8	1:13.388	123.1	27.973		2:27.551		36	53.342	110.7	1:17.166	117.5	29.192		2:39.700	

80	C.Morley / S.Morley / J.Morley (GT4)								Chevrolet Corvette Stingray								
lap	Sect-1	Speed	Sect-2	Speed	Sect-3	Speed	Laptime	Pit	lap	Sect-1	Speed	Sect-2	Speed	Sect-3	Speed	Laptime	Pit
1			1:22.991	103.7	29.940	106.6	2:54.737		15	48.530	126.9	1:19.789	109.5	29.689	113.0	2:38.008	
2	51.126		1:20.915	103.7	29.919	108.3	2:41.960		16	48.901	126.4	1:21.032	104.7	29.814	109.8	2:39.747	
3	49.788	118.6	1:20.994	108.4	29.768	108.2	2:40.550		17	51.104	118.8	1:19.238	108.8	30.221	102.9	2:40.563	
4	49.254		1:21.240	107.9	29.846	108.5	2:40.340		18	48.688		1:19.103	107.5	30.198	112.0	2:37.989	
5	49.974		1:21.634	107.7	30.046	107.8	2:41.654		19	48.178	122.5	1:18.800	108.4	29.815	113.8	2:36.793	
6	50.391	120.9	1:21.724	106.0	30.268	105.4	2:42.383		20	48.527	119.0	1:22.925	106.9	29.672	114.0	2:41.124	
7	50.059	120.5	1:20.352	107.9	29.494	109.4	2:39.905		21	49.700	122.2	1:19.505	107.0	29.833	110.0	2:39.038	
8	49.961	117.7	1:21.563	110.2	29.753	107.3	2:41.277		22	51.584	123.6	1:19.782	111.7	In		2:46.614	P
9	49.360	126.9	1:20.580	110.9	29.669	106.4	2:39.609		23	Out	119.2	1:32.536	96.3	31.327	95.5	3:51.496	P
10	49.670	116.9	1:21.824	110.9	In		2:47.300	P	24	52.144	112.8	1:23.008	98.7	31.704	98.6	2:46.856	
11	Out	125.2	1:23.624	97.1	31.634	109.6	3:37.635	P	25	51.588	111.1	1:23.999	95.2	31.425	101.2	2:47.012	
12	49.180	118.8	1:21.177	110.0	29.912	109.8	2:40.269		26	51.906	102.6	1:24.863	94.7	31.780	97.6	2:48.549	
13	49.256		1:20.313	102.3	30.098	110.2	2:39.667		27	52.764	108.2	1:25.918	92.6	32.309	89.1	2:50.991	
14	49.057	118.1	1:20.018	108.4	29.411	114.2	2:38.486		28	55.009	101.1	1:29.664	86.1	In		3:06.253	P

81	J.Clark / P.Keen (GT4)								Jaguar E-type								
lap	Sect-1	Speed	Sect-2	Speed	Sect-3	Speed	Laptime	Pit	lap	Sect-1	Speed	Sect-2	Speed	Sect-3	Speed	Laptime	Pit
1			1:18.776	111.1	29.439	114.8	2:36.101		13	47.139	134.2	1:15.808	118.6	28.704	115.0	2:31.651	
2	48.470		1:17.843	114.3	29.482	112.2	2:35.795		14	47.253		1:16.579	115.9	In		2:37.908	P
3	48.327	134.8	1:17.740	102.5	29.506	114.6	2:35.573		15	Out	133.2	1:14.285	126.4	27.978	117.9	3:14.555	P
4	47.533		1:16.806	115.3	29.186	114.6	2:33.525		16	46.097	134.8	1:13.969	123.1	27.638	115.4	2:27.704	
5	47.073	130.3	1:16.771	116.9	29.168	115.4	2:33.012		17	45.698	135.6	1:13.685	116.1	27.949	115.6	2:27.332	
6	47.384		1:17.267	116.3	28.696	115.4	2:33.347		18	45.827	133.9	1:13.392	122.0	28.426	115.8	2:27.645	
7	46.809	133.9	1:15.856	121.1	28.485	116.4	2:31.150		19	45.720		1:14.055	122.9	27.816	116.8	2:27.591	
8	47.778	134.8	1:16.833	116.1	28.875	115.0	2:33.486		20	45.650	134.2	1:13.493	123.1	27.483	117.0	2:26.626	
9	48.345	133.9	1:15.645	125.4	28.366	112.0	2:32.356		21	45.978	133.7	1:13.169	125.0	27.643	116.0	2:26.790	
10	47.339	132.6	1:15.745	119.0	28.443		2:31.527		22	45.726	134.8	1:12.850	126.6	27.596	117.0	2:26.172	
11	46.799		1:15.934	121.4	28.471	117.9	2:31.204		23	45.691	134.8	1:13.496	118.1	38.915		2:38.102	
12	47.305	134.8	1:16.867	122.2	28.537	115.4	2:32.709		24								

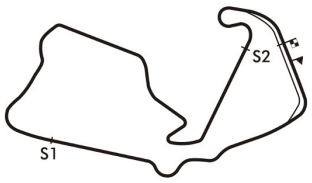

Session Start: 11:24:55 - Finish: 12:55:46
Weather/Track Conditions: Cloudy / Dry
Circuit: Silverstone Historic Grand Prix
Track Length: 5.857 Km - 3.6394 miles
Printed: 17-06-2018 - 13:00

Silverstone International Trophy - 16 - 17 Jun 2018

GT & Sports Car Cup supported by Denis Welch Motorsport

Race 8 - Sector Analysis

85	M.Hunt/T.Hunt/P.Blakeney-Edwards (GT4)								Jaguar E-type								
lap	Sect-1	Speed	Sect-2	Speed	Sect-3	Speed	Laptime	Pit	lap	Sect-1	Speed	Sect-2	Speed	Sect-3	Speed	Laptime	Pit
1		132.4	1:16.194	118.8	28.546	114.6	2:39.485		19	47.478	130.1	1:15.192	117.1	28.550	114.2	2:31.220	
2	47.491	131.3	1:16.213	113.4	29.271	111.3	2:32.975		20	47.281	132.1	1:15.088	118.8	30.304	112.4	2:32.673	
3	48.345	134.5	1:17.449	101.7	29.426	113.2	2:35.220		21	47.346	132.1	1:15.972	119.2	28.807	112.2	2:32.125	
4	47.459	132.6	1:15.921	116.7	29.058	113.8	2:32.438		22	46.945	132.1	1:14.928	123.4	28.869	110.2	2:30.742	
5	47.686	132.4	1:16.758	115.9	29.155	113.0	2:33.599		23	48.095	126.6	1:15.995	116.5	28.943	110.2	2:33.033	
6	47.273	126.1	1:17.349	121.8	28.305	112.0	2:32.927		24	47.161	131.8	1:15.304	115.9	28.351	114.4	2:30.816	
7	47.578	125.4	1:16.160	117.7	28.844	112.4	2:32.582		25	47.198	132.4	1:17.808	120.9	28.317	113.8	2:33.323	
8	48.274	125.9	1:16.145	111.5	29.474	112.4	2:33.893		26	46.620	129.6	1:15.553	115.1	In		2:33.048	P
9	47.384	131.6	1:15.809	115.5	28.929	112.8	2:32.122		27	Out	129.8	1:17.921	111.7	29.396	112.6	3:11.066	P
10	47.065	131.8	1:17.141	121.4	28.992	112.2	2:33.198		28	48.049	131.1	1:17.563	108.9	29.311	112.2	2:34.923	
11	47.273	129.8	1:16.052	123.1	29.028	110.9	2:32.353		29	47.655	125.0	1:16.708	114.5	29.202	112.8	2:33.565	
12	47.612	131.8	1:17.403	119.8	In		2:36.916	P	30	48.820	129.8	1:16.808	119.0	29.210	112.2	2:34.838	
13	Out	121.6	1:17.784	115.7	28.824	112.8	3:17.090	P	31	47.834	127.8	1:16.047	114.5	29.706	112.4	2:33.587	
14	47.680	130.3	1:15.868	120.5	28.802	112.2	2:32.350		32	48.484	129.6	1:15.203	115.7	29.212	113.0	2:32.899	
15	46.980	130.3	1:15.382	115.7	28.772	111.7	2:31.134		33	47.412	129.8	1:16.094	115.7	28.673	115.8	2:32.179	
16	47.451	127.6	1:15.832	121.4	28.966	112.0	2:32.249		34	47.626	130.3	1:15.898	110.4	29.333	114.4	2:32.857	
17	47.555	130.8	1:15.527	116.1	28.784	112.4	2:31.866		35	47.093	132.6	1:16.273	113.0	29.129	112.4	2:32.495	
18	47.414	130.6	1:15.191	118.4	28.809	111.3	2:31.414		36	47.075	131.8	1:15.112	115.7	28.950	113.6	2:31.137	

86	J.Pearson/G.Pearson (GT4)								Jaguar E-type								
lap	Sect-1	Speed	Sect-2	Speed	Sect-3	Speed	Laptime	Pit	lap	Sect-1	Speed	Sect-2	Speed	Sect-3	Speed	Laptime	Pit
1			1:16.700	113.9	28.490	118.9	2:33.980		19	45.973	135.0	1:14.615	121.8	28.515	116.0	2:29.103	
2	46.667		1:14.980	123.8	28.253	118.7	2:29.900		20	46.249	136.1	1:14.691	119.8	28.858	107.6	2:29.798	
3	46.342	136.1	1:14.664	119.6	28.429	118.9	2:29.435		21	46.545	135.8	1:14.740	114.3	28.291	116.6	2:29.576	
4	46.097		1:14.559	119.6	28.272	119.4	2:28.928		22	46.068	137.2	1:14.382	117.3	28.369	116.8	2:28.819	
5	46.135	135.6	1:14.078	120.1	28.245	119.6	2:28.458		23	45.797		1:15.070	118.6	28.333	116.4	2:29.200	
6	46.319	134.8	1:14.319	119.0	28.062	119.1	2:28.700		24	46.312	136.1	1:13.764	120.9	28.252	117.2	2:28.328	
7	46.413	135.3	1:15.613	123.8	28.520	118.3	2:30.546		25	45.678	135.8	1:13.931	122.2	28.438	116.4	2:28.047	
8	46.175	135.3	1:14.113	118.8	28.088	119.4	2:28.376		26	46.120	136.7	1:14.694	123.4	28.192	117.0	2:29.006	
9	45.928	136.4	1:15.100	120.7	28.465	118.5	2:29.493		27	46.071	137.5	1:14.626	116.7	28.315	116.6	2:29.012	
10	46.743	137.2	1:14.947	121.4	28.168	118.1	2:29.858		28	45.844	136.1	1:14.348	121.6	28.303	116.4	2:28.495	
11	46.220		1:14.972	120.3	28.489	117.9	2:29.681		29	46.212	135.8	1:14.472	116.7	In		2:32.549	P
12	46.184	135.3	1:14.806	124.5	28.192	119.4	2:29.182		30	Out	135.0	1:16.054	113.6	28.472	117.2	3:24.110	P
13	46.401	136.1	1:14.926	125.0	28.086	109.8	2:29.413		31	46.520		1:15.399	125.4	28.168	118.5	2:30.087	
14	46.370		1:14.717	114.7	In		2:31.880	P	32	46.798	135.6	1:15.759	110.4	28.612	120.0	2:31.169	
15	Out		1:15.356	117.3	28.366	116.0	3:08.697	P	33	46.674	135.6	1:15.068	116.5	28.519	116.0	2:30.261	
16	47.728	134.8	1:14.389	116.5	28.044	116.4	2:30.161		34	46.784	137.0	1:15.234	116.1	28.652	117.2	2:30.670	
17	46.338	136.4	1:14.223	122.2	27.953	117.0	2:28.514		35	47.783	136.1	1:16.065	118.6	28.957	114.8	2:32.805	
18	45.867	134.8	1:13.917	123.1	28.191	116.0	2:27.975		36	46.852	136.1	1:16.044	102.6	29.075	109.2	2:31.971	

87	M.Donnor/G.Pearson (GT4)								Jaguar E-type								
lap	Sect-1	Speed	Sect-2	Speed	Sect-3	Speed	Laptime	Pit	lap	Sect-1	Speed	Sect-2	Speed	Sect-3	Speed	Laptime	Pit
1		121.8	1:22.750	108.9	30.090	109.8	2:47.549		19	48.543	130.1	1:16.627	119.6	28.650	111.8	2:33.820	
2	50.443		1:21.399	112.2	29.461	109.8	2:41.303		20	48.774	129.1	1:17.462	113.7	28.994	111.3	2:35.230	
3	49.405	120.3	1:19.503	106.0	29.488	109.4	2:38.396		21	48.212	126.1	1:17.221	113.9	29.330	110.2	2:34.763	
4	49.301		1:18.437	118.6	28.874	109.8	2:36.612		22	48.407	128.3	1:16.999	115.5	29.559	99.3	2:34.965	
5	48.371	130.6	1:18.243	119.2	28.524	109.2	2:35.138		23	49.173	129.1	1:17.121	119.2	29.084	109.1	2:35.378	
6	48.155		1:17.629	116.9	28.761	111.1	2:34.545		24	48.000	125.7	1:18.109	114.7	29.219	111.7	2:35.328	
7	48.713	130.1	1:17.550	114.1	28.985	107.6	2:35.248		25	47.682	127.1	1:17.880	112.2	28.936	112.2	2:34.498	
8	48.751	121.6	1:18.080	114.9	29.218	108.2	2:36.049		26	48.328	131.8	1:17.066	113.7	29.455	110.9	2:34.849	
9	47.927	130.6	1:17.664	117.9	28.834	109.4	2:34.425		27	49.019	131.1	1:16.784	114.5	29.198	111.8	2:35.001	
10	47.934	132.1	1:19.371	104.9	29.555	105.9	2:36.860		28	48.201	129.6	1:17.157	113.9	In		2:37.526	P
11	48.427		1:17.945	116.5	28.829	108.0	2:35.201		29	Out	132.9	1:15.694	120.1	28.647	114.0	3:17.457	P
12	48.340	127.3	1:17.141	120.3	28.922	111.8	2:34.403		30	46.885	133.9	1:15.067	117.9	28.754	114.2	2:30.706	
13	48.006	128.1	1:18.444	114.1	28.721	110.3	2:35.171		31	46.831	133.4	1:15.256	117.9	28.994	113.8	2:31.081	
14	48.066	130.6	1:17.373	116.5	In		2:39.685	P	32	47.022	133.9	1:14.905	118.8	28.878	113.6	2:30.805	
15	Out	121.6	1:18.803	113.4	29.489	107.1	4:02.437	P	33	46.953	134.2	1:16.281	116.5	28.728	115.8	2:31.962	
16	48.428	131.1	1:18.337	116.7	29.073	110.5	2:35.838		34	46.928	133.7	1:15.854	114.3	28.922	114.8	2:31.704	
17	48.266	129.1	1:19.829	105.5	30.292	112.4	2:38.387		35	47.651	132.9	1:16.552	115.5	29.149	113.4	2:33.352	
18	48.203	132.1	1:17.453	117.9	28.666	110.7	2:34.322		36								

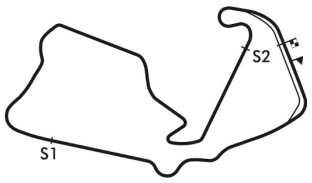

Session Start: 11:24:55 - Finish: 12:55:46
Weather/Track Conditions: Cloudy / Dry
Circuit: Silverstone Historic Grand Prix
Track Length: 5.857 Km - 3.6394 miles
Printed: 17-06-2018 - 13:00

Silverstone International Trophy - 16 - 17 Jun 2018

GT & Sports Car Cup supported by Denis Welch Motorsport

Race 8 - Sector Analysis

90	M.O'Connell (GT4)								Jaguar E-type								
lap	Sect-1	Speed	Sect-2	Speed	Sect-3	Speed	Laptime	Pit	lap	Sect-1	Speed	Sect-2	Speed	Sect-3	Speed	Laptime	Pit
1		122.7	1:21.452	114.3	29.579	111.8	2:53.379		10	46.400	134.8	1:13.886	124.0	28.248	115.6	2:28.534	
2	49.382		1:18.605	111.1	29.532	111.7	2:37.519		11	46.411	132.1	1:14.543	120.3	28.226	115.2	2:29.180	
3	47.740	134.5	1:15.014	123.8	28.273	116.4	2:31.027		12	45.680	136.7	1:14.629	123.8	28.337	115.2	2:28.646	
4	46.230	132.9	1:14.633	121.4	28.253	115.2	2:29.116		13	46.055	134.5	1:56.001	118.8	In		3:16.349	P
5	46.529	134.2	1:13.951	124.3	28.085	115.6	2:28.565		14	Out	134.2	1:14.428	119.8	28.076	120.9	13:00.711	P
6	46.392	132.6	1:34.683	122.5	28.489	114.4	2:49.564		15	46.149		1:14.551	123.1	28.143	116.4	2:28.843	
7	46.634	132.9	1:14.174	123.6	28.332	115.2	2:29.140		16	46.106	135.3	1:34.185	110.4	In		2:58.499	P
8	46.220	133.9	1:14.090	123.8	28.114	114.8	2:28.424		17	Out	133.7	1:15.529	119.8	28.652	116.2	39:33.150	P
9	47.035	133.4	1:14.029	122.9	28.145	115.4	2:29.209		18								

93	A.Garside/A.Newall (GT4)								Lotus Elan 26R Shapecraft								
lap	Sect-1	Speed	Sect-2	Speed	Sect-3	Speed	Laptime	Pit	lap	Sect-1	Speed	Sect-2	Speed	Sect-3	Speed	Laptime	Pit
1			1:20.597	115.1	30.317	108.5	2:45.717		19	47.656		1:14.862	117.7	28.370	110.3	2:30.888	
2	49.946		1:23.677	100.3	30.769	97.0	2:44.392		20	48.026	125.2	1:14.565	119.2	28.368	111.3	2:30.959	
3	53.136	111.8	1:20.267	111.3	29.043	110.7	2:42.446		21	46.942	127.8	1:14.997	118.1	28.520	111.1	2:30.459	
4	49.310		1:19.440	118.1	28.856	109.4	2:37.606		22	46.945	125.2	1:15.488	115.9	28.754	110.5	2:31.187	
5	47.992	123.6	1:17.214	117.5	28.645	109.8	2:33.851		23	47.694	126.1	1:14.383	118.6	28.547	110.3	2:30.624	
6	50.631		1:17.858	116.7	28.521	109.4	2:37.010		24	47.117	126.1	1:15.321	119.0	28.250	111.7	2:30.688	
7	48.704	125.2	1:17.358	118.1	28.646	110.0	2:34.708		25	46.504	127.1	1:14.440	120.9	29.021	107.3	2:29.965	
8	48.245	126.4	1:17.624	117.1	28.600	110.0	2:34.469		26	47.232	125.9	1:15.161	117.9	28.614	110.0	2:31.007	
9	47.855	128.1	1:18.214	116.9	28.801	107.1	2:34.870		27	46.804	126.9	1:16.175	105.2	29.657	104.7	2:32.636	
10	48.209	126.4	1:17.180	116.5	28.579	109.6	2:33.968		28	48.229	125.7	1:14.730	115.7	In		2:34.336	P
11	47.984		1:16.653	117.7	28.719	110.2	2:33.356		29	Out	120.5	1:18.509	116.7	28.518	111.8	3:34.291	P
12	48.578	123.1	1:16.445	117.5	28.902	107.3	2:33.925		30	48.546		1:16.957	117.3	28.536	111.7	2:34.039	
13	48.515	127.1	1:17.895	117.3	28.949	111.3	2:35.359		31	48.276	127.1	1:16.722	116.7	28.977	110.2	2:33.975	
14	48.474	124.0	1:18.313	105.8	In		2:42.625	P	32	48.325	126.4	1:17.406	117.7	28.645	111.7	2:34.376	
15	Out	124.7	1:15.702	117.7	28.482	106.9	3:16.666	P	33	48.565	123.6	1:16.866	117.5	28.696	110.9	2:34.127	
16	47.345	125.0	1:14.712	118.4	28.112	110.3	2:30.169		34	48.131	126.6	1:17.483	117.1	29.046	110.7	2:34.660	
17	47.517	124.0	1:17.293	113.4	28.235	111.3	2:33.045		35	48.719	125.0	1:18.880	115.7	28.825	109.8	2:36.424	
18	47.049	124.3	1:14.857	119.0	28.302	111.1	2:30.208		36								

94	M.Midgley/R.Wainwright (GT4)								Lotus Elan 26R Shapecraft								
lap	Sect-1	Speed	Sect-2	Speed	Sect-3	Speed	Laptime	Pit	lap	Sect-1	Speed	Sect-2	Speed	Sect-3	Speed	Laptime	Pit
1		114.1	1:26.546	99.9	31.068	102.0	2:53.994		18	48.528	121.1	1:17.626	113.0	29.228	106.8	2:35.382	
2	51.711	110.9	1:23.582	101.5	29.746	103.7	2:45.039		19	48.586	122.5	1:17.093	113.6	28.881	107.6	2:34.560	
3	51.001	113.4	1:21.339	105.7	30.075	101.6	2:42.415		20	48.466	122.7	1:17.801	114.7	29.041	107.5	2:35.308	
4	51.559		1:21.609	103.2	30.435	99.3	2:43.603		21	48.679	124.0	1:17.260	114.3	28.980	106.6	2:34.919	
5	52.164	110.6	1:21.569	104.0	29.866	103.9	2:43.599		22	48.263	123.1	1:16.329	113.6	29.390	105.4	2:33.982	
6	51.106	113.2	1:20.558	103.6	29.588	105.6	2:41.252		23	48.542	120.9	1:16.717	113.7	29.176	106.1	2:34.435	
7	50.892	117.7	1:21.267	97.5	30.643	103.9	2:42.802		24	48.517	121.8	1:16.716	115.1	28.986	106.9	2:34.219	
8	50.633	116.1	1:23.131	102.5	31.142	102.3	2:44.906		25	48.303	122.0	1:16.921	112.4	29.400	106.4	2:34.624	
9	50.773	109.8	1:21.371	108.8	29.773	105.4	2:41.917		26	48.256	124.0	1:15.979	114.7	29.196	105.9	2:33.431	
10	50.121	116.3	1:20.089	103.4	29.794	104.2	2:40.004		27	48.759	122.7	1:17.338	111.3	In		2:39.725	P
11	50.339	112.4	1:21.239	107.4	30.338	102.9	2:41.916		28	Out	107.2	1:23.221	104.9	30.744	101.6	3:56.043	P
12	50.918	119.8	1:20.722	105.0	In		2:47.785	P	29	51.928	113.4	1:22.407	96.4	31.290	102.1	2:45.625	
13	Out	119.4	1:17.891	104.7	29.035	106.1	3:41.460	P	30	52.353	111.3	1:22.241	103.6	30.942	100.1	2:45.536	
14	49.335	118.8	1:18.055	114.3	28.750	108.0	2:36.140		31	52.110	114.9	1:22.268	97.0	33.753	89.0	2:48.131	
15	48.592	123.4	1:17.583	113.9	29.013	107.3	2:35.188		32	57.928	98.4	1:27.291	99.4	32.937	96.6	2:58.156	
16	48.652	122.5	1:16.550	114.3	28.886	107.8	2:34.088		33	52.951	110.9	1:24.799	98.8	32.608	93.6	2:50.358	
17	50.333	120.3	1:17.095	114.1	28.986	106.4	2:36.414		34	52.768	112.0	1:23.725	98.4	32.073	91.5	2:48.566	

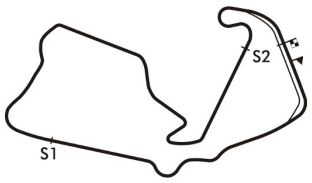

Session Start: 11:24:55 - Finish: 12:55:46
Weather/Track Conditions: Cloudy / Dry
Circuit: Silverstone Historic Grand Prix
Track Length: 5.857 Km - 3.6394 miles
Printed: 17-06-2018 - 13:00

Silverstone International Trophy - 16 - 17 Jun 2018

GT & Sports Car Cup supported by Denis Welch Motorsport

Race 8 - Sector Analysis

98	S.Bond / K.Fell (GT4)								Lotus Elan								
lap	Sect-1	Speed	Sect-2	Speed	Sect-3	Speed	Laptime	Pit	lap	Sect-1	Speed	Sect-2	Speed	Sect-3	Speed	Laptime	Pit
1		120.5	1:21.742	113.6	30.440	105.7	2:51.459		18	50.532	121.4	1:19.096	108.6	29.107	108.7	2:38.735	
2	50.858	124.5	1:21.742	113.6	29.318	108.0	2:41.918		19	49.056	122.2	1:17.985	105.4	29.426	109.6	2:36.467	
3	50.611	122.7	1:20.216	113.0	29.382	108.9	2:40.209		20	49.074	123.6	1:18.218	112.4	28.996	109.2	2:36.288	
4	50.177	125.0	1:20.251	114.5	29.847	107.1	2:40.275		21	48.204	124.3	1:17.278	113.2	28.941	110.0	2:34.423	
5	49.769	125.9	1:19.820	113.0	29.337	107.5	2:38.926		22	48.781	120.9	1:18.995	108.1	29.502	100.4	2:37.278	
6	49.992	124.5	1:19.529	113.6	29.200	108.3	2:38.721		23	49.749	121.6	1:18.945	111.8	28.896	108.0	2:37.590	
7	49.569	125.7	1:18.918	110.6	29.690	108.5	2:38.177		24	49.053	121.6	1:18.343	112.0	28.878	109.6	2:36.274	
8	49.343	126.9	1:18.378	111.7	29.250	109.1	2:36.971		25	48.456	119.6	1:18.911	108.4	29.398	109.1	2:36.765	
9	48.300	124.0	1:18.459	111.7	29.141	110.2	2:35.900		26	48.508	124.5	1:17.581	112.0	28.791	110.3	2:34.880	
10	48.895	128.3	1:19.864	114.1	29.941	108.3	2:38.700		27	48.075	123.1	1:17.835	106.5	In		2:40.334	P
11	48.626	124.7	1:17.702	110.6	29.761	109.2	2:36.089		28	Out	117.9	1:18.341	107.0	29.169	108.3	3:29.977	P
12	49.674	122.9	1:18.098	111.5	29.167	109.1	2:36.939		29	49.269	122.9	1:19.164	114.3	29.196	107.8	2:37.629	
13	48.969	122.9	1:19.015	101.5	In		2:44.673	P	30	48.926	124.7	1:17.830	106.9	29.270	109.6	2:36.026	
14	Out	117.7	1:20.892	104.7	29.718	108.5	3:35.338	P	31	48.668	124.5	1:18.123	111.5	29.246	108.3	2:36.037	
15	49.565	114.7	1:19.859	111.7	28.968	110.2	2:38.392		32	48.341	125.4	1:19.773	112.0	29.429	108.7	2:37.543	
16	50.805	122.0	1:17.944	112.6	28.811	110.3	2:37.560		33	48.671	123.8	1:18.205	115.7	28.863	108.2	2:35.739	
17	48.667	122.0	1:19.932	114.7	29.282	110.5	2:37.881		34	48.541	124.0	1:18.176	110.6	29.127	107.1	2:35.844	

99	N.Merry / P.Clayson (GT4)								Sunbeam Tiger								
lap	Sect-1	Speed	Sect-2	Speed	Sect-3	Speed	Laptime	Pit	lap	Sect-1	Speed	Sect-2	Speed	Sect-3	Speed	Laptime	Pit
1			1:25.083	100.2	30.093	107.3	2:59.341		17	53.226		1:27.728	99.7	32.067	103.7	2:53.021	
2	51.515		1:24.998	100.5	30.268	106.8	2:46.781		18	52.901	109.3	1:29.605	100.6	32.350	105.1	2:54.856	
3	50.775		1:22.804	105.0	30.851	107.5	2:44.430		19	53.448	112.0	1:28.883	97.5	32.671	101.5	2:55.002	
4	51.311		1:22.461	105.4	30.234	106.8	2:44.006		20	53.148	111.7	1:31.287	85.2	In		3:06.891	P
5	51.422		1:21.254	102.3	30.485	107.1	2:43.161		21	Out	98.0	1:28.142	98.1	32.175	102.1	5:30.422	P
6	50.880		1:22.706	101.7	30.260	106.2	2:43.846		22	51.692	124.0	1:25.200	89.2	31.063	98.7	2:47.955	
7	52.575	115.7	1:22.451	105.2	30.798	106.2	2:45.824		23	52.959	115.9	1:22.565	102.9	30.673	106.2	2:46.197	
8	50.840	121.1	1:22.628	103.4	30.774	106.8	2:44.242		24	50.518	120.3	1:23.358	113.0	30.536	106.6	2:44.412	
9	51.010	120.3	1:22.534	109.7	30.381	107.5	2:43.925		25	52.014	123.6	1:23.072	104.0	30.634	107.5	2:45.720	
10	51.700		1:24.941	109.1	30.693	105.2	2:47.334		26	51.671	122.9	1:22.463	106.5	30.794	105.2	2:44.928	
11	50.851	122.2	1:23.014	113.4	30.572	105.7	2:44.437		27	51.237	123.8	1:21.899	111.1	30.764	105.4	2:43.900	
12	51.196	117.9	1:23.365	98.0	31.854	108.3	2:46.415		28	52.156	120.9	1:22.434	104.5	31.286	101.6	2:45.876	
13	51.140		1:24.130	98.0	In		2:53.667	P	29	51.545	122.2	1:23.271	94.7	31.049	106.6	2:45.865	
14	Out	102.6	1:29.388	92.8	33.026	101.3	4:08.063	P	30	51.998	108.4	1:22.789	107.4	31.043	100.4	2:45.830	
15	53.892	112.8	1:30.267	96.3	32.267	103.6	2:56.426		31	52.659	123.6	1:23.447	106.7	31.065	104.7	2:47.171	
16	52.996	112.0	1:28.028	98.7	32.490	103.2	2:53.514		32								

151	J.Yates / J.Twyman (GT4)								AC Cobra 289								
lap	Sect-1	Speed	Sect-2	Speed	Sect-3	Speed	Laptime	Pit	lap	Sect-1	Speed	Sect-2	Speed	Sect-3	Speed	Laptime	Pit
1		116.7	1:22.175	104.9	30.552	105.2	2:51.137		18	47.346	128.6	1:15.596	120.5	28.606	114.8	2:31.548	
2	50.521	124.7	1:19.737	107.2	30.111	102.4	2:40.369		19	47.520	128.8	1:15.745	116.7	28.795	115.6	2:32.060	
3	51.048	125.7	1:20.025	110.2	29.693	106.6	2:40.766		20	47.630	129.3	1:16.161	118.6	28.906	115.2	2:32.697	
4	49.883	120.1	1:20.476	114.7	29.461	109.1	2:39.820		21	47.641	130.1	1:15.335	120.3	28.669	115.6	2:31.645	
5	49.661	123.4	1:19.510	115.3	29.557	104.2	2:38.728		22	47.057	130.8	1:17.047	120.9	28.862	115.6	2:32.966	
6	50.168	121.1	1:18.474	115.7	29.046	107.5	2:37.688		23	47.406	130.1	1:16.112	119.6	28.709	115.6	2:32.227	
7	49.762	125.4	1:18.706	118.4	28.909	109.2	2:37.377		24	47.372	130.8	1:17.896	120.3	28.806	114.0	2:34.074	
8	49.451	124.5	1:19.145	116.5	28.984	109.4	2:37.580		25	47.408	130.6	1:16.694	115.5	28.867	115.6	2:32.969	
9	49.087	123.1	1:19.472	118.1	28.906	110.7	2:37.465		26	49.080	130.1	1:15.740	121.4	28.606	115.6	2:33.426	
10	49.631	125.9	1:19.000	117.5	28.994	110.9	2:37.625		27	47.298	129.1	1:15.612	120.3	28.633	114.4	2:31.543	
11	49.109	123.8	1:18.223	116.7	32.951	104.1	2:40.283		28	47.985	128.8	1:16.657	109.1	In		2:38.348	P
12	50.829	121.4	1:19.008	114.3			2:46.143		29	Out	120.5	1:19.653	109.5	29.485	108.0	3:47.558	P
13	Out	129.3	1:19.296	113.6	29.322	111.3	3:37.385	P	30	49.156	121.8	1:18.994	110.7	29.208	111.5	2:37.358	
14	48.050	132.1	1:16.594	116.7	28.892	115.8	2:33.536		31	48.983	122.9	1:19.365	113.0	29.300	105.6	2:37.648	
15	48.032	131.1	1:17.172	119.0	28.850	113.0	2:34.054		32	49.499	127.6	1:18.935	117.3	29.323	111.5	2:37.757	
16	47.807	129.1	1:15.369	112.6	28.847	114.4	2:32.023		33	48.490	123.8	1:19.059	116.7	29.378	103.4	2:36.927	
17	47.681	128.3	1:17.207	120.7	28.627	115.2	2:33.515		34	49.863	120.5	1:19.701	112.4	28.966	112.4	2:38.530	

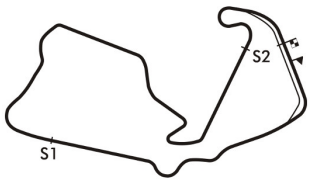

Session Start: 11:24:55 - Finish: 12:55:46
Weather/Track Conditions: Cloudy / Dry
Circuit: Silverstone Historic Grand Prix
Track Length: 5.857 Km - 3.6394 miles
Printed: 17-06-2018 - 13:00

Silverstone International Trophy - 16 - 17 Jun 2018

GT & Sports Car Cup supported by Denis Welch Motorsport

Race 8 - Sector Analysis

179	C.Milner / N.Greensall (GT3)								Jaguar E-type								
lap	Sect-1	Speed	Sect-2	Speed	Sect-3	Speed	Laptime	Pit	lap	Sect-1	Speed	Sect-2	Speed	Sect-3	Speed	Laptime	Pit
1		126.1	1:20.421	111.5	30.085	104.9	2:44.775		12	47.725	130.1	1:16.728	120.1	28.774	110.9	2:33.227	
2	49.441	124.7	1:18.857	113.2	29.833	108.7	2:38.131		13	47.754	130.1	1:17.089	118.6	28.996	110.7	2:33.839	
3	49.921	124.7	1:18.918	113.4	29.854	109.2	2:38.693		14	47.751	130.1	1:16.794	117.3	28.887	111.3	2:33.432	
4	48.806	128.6	1:18.586	117.7	29.917	109.1	2:37.309		15	47.968	131.1	1:17.457	117.5	29.153	110.3	2:34.578	
5	48.203	127.3	1:18.241	119.0	29.522	109.6	2:35.966		16	48.034	128.8	1:16.242	117.3	28.795	110.5	2:33.071	
6	48.990	125.4	1:19.374	117.5	29.989	109.1	2:38.353		17	47.905	127.1	1:16.611	117.5	28.917	111.7	2:33.433	
7	50.128	128.1	1:19.280	119.6	29.544	107.8	2:38.952		18	47.719	130.6	1:15.754	121.8	28.620	111.5	2:32.093	
8	48.495	128.1	1:18.551	120.1	29.347	108.9	2:36.393		19	47.598	131.8	1:15.973	120.9	28.563	111.8	2:32.134	
9	48.814	126.9	1:21.065	113.6	In		2:45.431	P	20	47.359	131.8	1:15.842	122.9	28.429	111.8	2:31.630	
10	Out	125.4	1:17.230	116.7	28.831	110.2	4:07.034	P	21	47.501	129.6	1:16.103	119.8	29.031	90.1	2:32.635	
11	48.566	129.1	1:16.705	120.3	28.818	110.3	2:34.089		22								

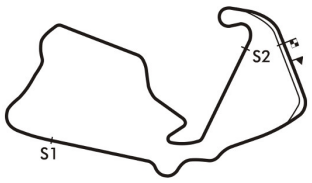

Session Start: 11:24:55 - Finish: 12:55:46
Weather/Track Conditions: Cloudy / Dry
Circuit: Silverstone Historic Grand Prix
Track Length: 5.857 Km - 3.6394 miles
Printed: 17-06-2018 - 13:00

Silverstone International Trophy - 16 - 17 Jun 2018

GT & Sports Car Cup supported by Denis Welch Motorsport

Race 8 - Best Sector Times

	SECTOR 1			SECTOR 2			SECTOR 3		
	NO	TIME	LAP	NO	TIME	LAP	NO	TIME	LAP
1	75	45.114	18	81	1:12.850	22	75	27.481	18
2	74	45.635	34	77	1:12.917	20	81	27.483	20
3	81	45.650	20	75	1:12.993	27	74	27.524	22
4	86	45.678	25	86	1:13.764	24	77	27.736	20
5	90	45.680	12	90	1:13.886	10	86	27.953	17
6	77	45.997	22	74	1:14.328	25	90	28.076	14
7	93	46.504	25	93	1:14.383	23	93	28.112	16
8	85	46.620	26	87	1:14.905	32	85	28.305	6
9	87	46.831	31	85	1:14.928	22	179	28.429	20
10	151	47.057	22	151	1:15.335	21	87	28.524	5
11	17	47.296	32	179	1:15.754	18	151	28.606	18
12	179	47.359	20	94	1:15.979	26	17	28.730	6
13	55	47.978	7	52	1:16.302	23	94	28.750	14
14	52	48.058	23	55	1:16.416	6	98	28.791	26
15	98	48.075	27	17	1:16.528	27	52	28.927	19
16	7	48.086	30	58	1:17.076	34	46	29.222	2
17	80	48.178	19	98	1:17.278	21	55	29.235	6
18	94	48.256	26	7	1:17.888	27	58	29.236	18
19	58	48.343	31	56	1:18.492	9	57	29.350	19
20	53	48.888	10	57	1:18.498	21	7	29.358	12
21	56	48.934	12	53	1:18.683	11	80	29.411	14
22	57	49.519	19	80	1:18.800	19	36	29.421	31
23	1	50.006	23	1	1:19.066	27	53	29.424	25
24	71	50.033	9	36	1:19.136	31	56	29.424	6
25	33	50.111	4	32	1:19.364	29	61	29.627	23
26	46	50.167	9	46	1:19.464	10	1	29.634	26
27	61	50.246	24	71	1:20.147	7	71	29.892	5
28	36	50.275	31	61	1:20.479	19	32	29.893	7
29	99	50.518	24	24	1:20.634	18	24	29.981	17
30	32	50.564	6	26	1:20.701	24	99	30.093	1
31	24	50.886	17	33	1:20.995	3	33	30.111	3
32	26	50.990	25	99	1:21.254	5	42	30.235	14
33	42	51.024	20	42	1:21.290	21	37	30.810	19
34	37	51.931	21	37	1:23.278	32	26	30.830	24
35	23	54.108	8	23	1:25.310	11	23	31.442	18

IDEAL / BEST LAP COMPARISON

NO	NAME	BEST	IN	IDEAL	DIFF
75	L.Voyazides/S.Hadf	2:25.638	18	2:25.588	+0.050
81	J.Clark/P.Keen	2:26.172	22	2:25.983	+0.189
77	P.Walker/M.Griffiths	2:26.703	20	2:26.650	+0.053
86	J.Pearson/G.Pearsc	2:27.975	18	2:27.395	+0.580
74	C.Chiles/S.Garrad/C	2:28.072	25	2:27.487	+0.585
90	M.O'Connell	2:28.424	8	2:27.642	+0.782
93	A.Garside/A.Newall	2:29.965	25	2:28.999	+0.966
87	M.Donnor/G.Pearso	2:30.706	30	2:30.260	+0.446
85	M.Hunt/T.Hunt/P.Bla	2:30.742	22	2:29.853	+0.889
151	J.Yates/J.Twyman	2:31.543	27	2:30.998	+0.545
179	C.Milner/N.Greensa	2:31.630	20	2:31.542	+0.088
17	G.Henderson/R.Hen	2:33.183	10	2:32.554	+0.629
94	M.Midgley/R.Wainw	2:33.431	26	2:32.985	+0.446
52	M.Corfield/J.Welch	2:33.545	23	2:33.287	+0.258
98	S.Bond/K.Fell	2:34.423	21	2:34.144	+0.279
58	M.Pangborn/H.Woo	2:35.347	34	2:34.655	+0.692
7	M.Squire/R.Squire	2:35.918	27	2:35.332	+0.586
80	C.Morley/S.Morley/J	2:36.793	19	2:36.389	+0.404
57	J.Emberson/B.Wyke	2:37.577	19	2:37.367	+0.210
53	C.Harris/J.Wilmoth	2:37.661	11	2:36.995	+0.666
56	C.Clarkson/D.Smith	2:37.868	11	2:36.850	+1.018
36	E.Stone/N.Greensal	2:38.832	31	2:38.832	+0.000
1	M.Paul/R.Bourne	2:39.127	21	2:38.706	+0.421
46	R.Begbie/N.Lees	2:40.019	9	2:38.853	+1.166
55	M.Melling/J.Minshaw	2:40.458	4	2:33.629	+6.829
32	T.Jacobsen/L.Jacob	2:40.560	9	2:39.821	+0.739
61	S.Orebi Gann/M.Bel	2:40.975	23	2:40.352	+0.623
71	A.Ross-Jones/D.Ros	2:41.294	4	2:40.072	+1.222
24	M.Gordon/N.Finburg	2:41.707	17	2:41.501	+0.206
33	A.Bell/J.Thomas	2:41.769	3	2:41.217	+0.552
26	M.Thorne/S.Bennett	2:42.799	24	2:42.521	+0.278
99	N.Merry/P.Clayson	2:43.161	5	2:41.865	+1.296
42	P.Tognola/S.Monk	2:44.043	22	2:42.549	+1.494
37	B.Philips/O.Philips/(	2:46.737	19	2:46.019	+0.718
23	P.Bason/D.Green	2:51.733	18	2:50.860	+0.873

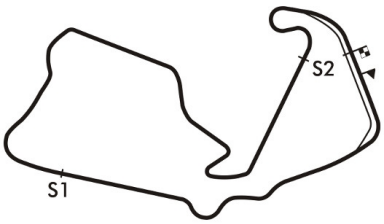

Session Start: 11:24:55 - Finish: 12:55:46
Weather/Track Conditions: Cloudy / Dry
Circuit: Silverstone Historic Grand Prix
Track Length: 5.857 Km - 3.6394 miles

Printed: 17-06-2018 - 13:01

Silverstone International Trophy - 16 - 17 Jun 2018

GT & Sports Car Cup supported by Denis Welch Motorsport

Race 8 - Best Sector Speeds

	NO	SECTOR 1	MPH	NO	SECTOR 2	MPH	NO	SECTOR 3	MPH
1	75	L.Voyazides/S.Hadfield	141.6	75	L.Voyazides/S.Hadfield	129.1	75	L.Voyazides/S.Hadfield	122.2
2	74	C.Chiles/S.Garrad/C.Chiles	137.8	74	C.Chiles/S.Garrad/C.Chiles	128.1	74	C.Chiles/S.Garrad/C.Chiles	120.9
3	86	J.Pearson/G.Pearson	137.5	81	J.Clark/P.Keen	126.6	90	M.O'Connell	120.9
4	90	M.O'Connell	136.7	86	J.Pearson/G.Pearson	125.4	86	J.Pearson/G.Pearson	120.0
5	17	G.Henderson/R.Henderson	135.8	90	M.O'Connell	124.3	81	J.Clark/P.Keen	117.9
6	81	J.Clark/P.Keen	135.6	77	P.Walker/M.Griffiths	124.0	85	M.Hunt/T.Hunt/P.Blakeney-	115.8
7	85	M.Hunt/T.Hunt/P.Blakeney-	134.5	85	M.Hunt/T.Hunt/P.Blakeney-	123.4	87	M.Donnor/G.Pearson	115.8
8	87	M.Donnor/G.Pearson	134.2	179	C.Milner/N.Greensall	122.9	151	J.Yates/J.Twyman	115.8
9	55	M.Melling/J.Minshaw	132.6	151	J.Yates/J.Twyman	121.4	80	C.Morley/S.Morley/J.Morley	114.2
10	151	J.Yates/J.Twyman	132.1	93	A.Garside/A.Newall	120.9	17	G.Henderson/R.Henderson	113.4
11	179	C.Milner/N.Greensall	131.8	17	G.Henderson/R.Henderson	120.5	7	M.Squire/R.Squire	113.2
12	77	P.Walker/M.Griffiths	130.8	87	M.Donnor/G.Pearson	120.3	93	A.Garside/A.Newall	111.8
13	7	M.Squire/R.Squire	129.1	58	M.Pangborn/H.Woods	116.1	179	C.Milner/N.Greensall	111.8
14	58	M.Pangborn/H.Woods	128.3	98	S.Bond/K.Fell	115.7	58	M.Pangborn/H.Woods	111.3
15	98	S.Bond/K.Fell	128.3	94	M.Midgley/R.Wainwright	115.1	98	S.Bond/K.Fell	110.5
16	93	A.Garside/A.Newall	128.1	53	C.Harris/J.Wilmoth	114.9	56	C.Clarkson/D.Smithies	110.3
17	80	C.Morley/S.Morley/J.Morley	126.9	61	S.Orebi Gann/M.Bell	114.5	53	C.Harris/J.Wilmoth	109.8
18	53	C.Harris/J.Wilmoth	126.6	52	M.Corfield/J.Welch	114.1	55	M.Melling/J.Minshaw	109.4
19	94	M.Midgley/R.Wainwright	124.0	56	C.Clarkson/D.Smithies	113.6	52	M.Corfield/J.Welch	108.3
20	99	N.Merry/P.Clayson	124.0	99	N.Merry/P.Clayson	113.4	99	N.Merry/P.Clayson	108.3
21	56	C.Clarkson/D.Smithies	123.8	7	M.Squire/R.Squire	113.0	94	M.Midgley/R.Wainwright	108.0
22	52	M.Corfield/J.Welch	123.6	80	C.Morley/S.Morley/J.Morley	111.7	33	A.Bell/J.Thomas	107.3
23	61	S.Orebi Gann/M.Bell	121.6	55	M.Melling/J.Minshaw	111.5	61	S.Orebi Gann/M.Bell	106.1
24	57	J.Emberson/B.Wykeham	119.2	57	J.Emberson/B.Wykeham	111.1	1	M.Paul/R.Bourne	105.1
25	1	M.Paul/R.Bourne	118.8	1	M.Paul/R.Bourne	110.7	57	J.Emberson/B.Wykeham	104.7
26	42	P.Tognola/S.Monk	116.1	33	A.Bell/J.Thomas	109.5	71	A.Ross-Jones/D.Ross-Jone	104.6
27	26	M.Thorne/S.Bennett-Baggs	115.7	71	A.Ross-Jones/D.Ross-Jone	108.6	26	M.Thorne/S.Bennett-Baggs	102.6
28	71	A.Ross-Jones/D.Ross-Jone	115.7	26	M.Thorne/S.Bennett-Baggs	108.4	46	R.Begbie/N.Lees	101.0
29	37	B.Philips/O.Philips/C.Phillip	115.3	42	P.Tognola/S.Monk	108.1	42	P.Tognola/S.Monk	100.3
30	33	A.Bell/J.Thomas	114.3	46	R.Begbie/N.Lees	106.7	24	M.Gordon/N.Finburgh	99.2
31	46	R.Begbie/N.Lees	113.7	32	T.Jacobsen/L.Jacobsen	105.2	32	T.Jacobsen/L.Jacobsen	98.7
32	24	M.Gordon/N.Finburgh	113.6	24	M.Gordon/N.Finburgh	104.7	36	E.Stone/N.Greensall	98.3
33	32	T.Jacobsen/L.Jacobsen	110.7	37	B.Philips/O.Philips/C.Phillips	102.1	37	B.Philips/O.Philips/C.Phillips	96.9
34	36	E.Stone/N.Greensall	108.4	36	E.Stone/N.Greensall	101.5	23	P.Bason/D.Green	94.8
35	23	P.Bason/D.Green	107.0	23	P.Bason/D.Green	99.7	77	P.Walker/M.Griffiths	0.0

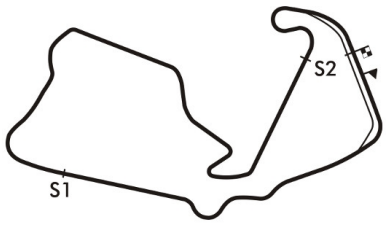

Session Start: 11:24:55 - Finish: 12:55:46
Weather/Track Conditions: Cloudy / Dry
Circuit: Silverstone Historic Grand Prix
Track Length: 5.857 Km - 3.6394 miles

Printed: 17-06-2018 - 13:01

Silverstone International Trophy - 16 - 17 Jun 2018

GT & Sports Car Cup supported by Denis Welch Motorsport

Race 8 - Lap Chart

Lap 1			Lap 2			Lap 3			Lap 4			Lap 5			Lap 6		
NO	Behind	Laptime	NO	Behind	Laptime	NO	Behind	Laptime	NO	Behind	Laptime	NO	Behind	Laptime	NO	Behind	Laptime
75		2:32.956	75		2:29.377	75		2:29.493	75		2:29.327	75		2:28.473	75		2:28.422
86	1.024	2:33.980	86	1.547	2:29.900	86	1.489	2:29.435	86	1.090	2:28.928	86	1.075	2:28.458	86	1.353	2:28.700
77	2.247	2:35.203	77	4.039	2:31.169	77	5.625	2:31.079	77	7.170	2:30.872	77	9.514	2:30.817	77	12.021	2:30.929
81	3.145	2:36.101	81	9.563	2:35.795	74	13.829	2:33.622	74	17.458	2:32.956	74	22.595	2:33.610	74	26.362	2:32.189
74	3.352	2:36.308	74	9.700	2:35.725	81	15.643	2:35.573	85	18.965	2:32.438	85	24.091	2:33.599	85	28.596	2:32.927
85	6.529	2:39.485	85	10.127	2:32.975	85	15.854	2:35.220	81	19.841	2:33.525	81	24.380	2:33.012	81	29.305	2:33.347
179	11.819	2:44.775	179	20.573	2:38.131	17	27.402	2:36.049	90	29.888	2:29.116	90	29.980	2:28.565	17	45.340	2:35.151
93	12.761	2:45.717	17	20.846	2:36.816	179	29.773	2:38.693	17	33.080	2:35.005	17	38.611	2:34.004	90	51.122	2:49.564
55	13.178	2:46.134	87	26.519	2:41.303	90	30.099	2:31.027	179	37.755	2:37.309	179	45.248	2:35.966	179	55.179	2:38.353
17	13.407	2:46.363	93	27.776	2:44.392	87	35.422	2:38.396	87	42.707	2:36.612	87	49.372	2:35.138	87	55.495	2:34.545
87	14.593	2:47.549	55	28.124	2:44.323	55	39.214	2:40.583	93	49.008	2:37.606	93	54.386	2:33.851	93	1:02.974	2:37.010
52	14.874	2:47.830	56	28.305	2:42.398	56	39.564	2:40.752	55	50.345	2:40.458	56	1:00.906	2:38.788	151	1:10.460	2:37.688
56	15.284	2:48.240	52	28.489	2:42.992	52	40.148	2:41.152	56	50.591	2:40.354	151	1:01.194	2:38.728	52	1:11.515	2:38.313
33	17.817	2:50.773	90	28.565	2:37.519	151	40.446	2:40.766	151	50.939	2:39.820	52	1:01.624	2:38.507	56	1:12.300	2:39.816
151	18.181	2:51.137	151	29.173	2:40.369	93	40.729	2:42.446	52	51.590	2:40.769	53	1:02.788	2:38.977	53	1:12.899	2:38.533
98	18.503	2:51.459	53	30.730	2:41.426	53	41.394	2:40.157	53	52.284	2:40.217	98	1:03.161	2:38.926	98	1:13.460	2:38.721
53	18.681	2:51.637	98	31.044	2:41.918	98	41.760	2:40.209	98	52.708	2:40.275	58	1:03.848	2:39.314	58	1:14.155	2:38.729
58	19.547	2:52.503	33	32.346	2:43.906	58	42.582	2:39.312	58	53.007	2:39.752	80	1:09.615	2:41.654	80	1:23.576	2:42.383
90	20.423	2:53.379	58	32.763	2:42.593	33	44.622	2:41.769	80	56.434	2:40.340	57	1:12.153	2:40.789	57	1:24.392	2:40.661
94	21.038	2:53.994	80	34.364	2:41.960	80	45.421	2:40.550	33	57.875	2:42.580	46	1:12.568	2:41.205	46	1:24.860	2:40.714
57	21.389	2:54.345	57	35.516	2:43.504	46	47.125	2:41.013	46	59.836	2:42.038	94	1:19.024	2:43.599	94	1:31.854	2:41.252
46	21.671	2:54.627	46	35.605	2:43.311	57	47.394	2:41.371	57	59.837	2:41.770	71	1:19.984	2:42.806	71	1:34.986	2:43.424
80	21.781	2:54.737	94	36.700	2:45.039	94	49.622	2:42.415	94	1:03.898	2:43.603	32	1:21.014	2:42.392	7	1:35.391	2:38.528
61	24.320	2:57.276	61	38.641	2:43.698	71	53.684	2:42.094	71	1:05.651	2:41.294	7	1:25.285	2:40.090	32	1:36.499	2:43.907
1	25.050	2:58.006	71	41.083	2:44.363	32	55.700	2:42.214	32	1:07.095	2:40.722	99	1:28.093	2:43.161	61	1:42.343	2:41.704
26	25.912	2:58.868	26	42.527	2:45.992	99	58.726	2:44.430	99	1:13.405	2:44.006	61	1:29.061	2:42.442	99	1:43.517	2:43.846
71	26.097	2:59.053	32	42.979	2:43.597	26	59.468	2:46.434	7	1:13.668	2:40.323	26	1:35.145	2:45.743	26	1:52.464	2:45.741
99	26.385	2:59.341	99	43.789	2:46.781	61	59.714	2:50.566	61	1:15.092	2:44.705	24	1:35.576	2:44.018	24	1:52.904	2:45.750
24	28.360	3:01.316	24	45.879	2:46.896	1	1:02.543	2:46.092	26	1:17.875	2:47.734	36	1:39.121	2:44.917	36	1:55.617	2:44.918
32	28.759	3:01.715	1	45.944	2:50.271	7	1:02.672	2:40.042	24	1:20.031	2:45.422	1	1:40.677	2:47.175	1	1:57.731	2:45.476
42	29.900	3:02.856	36	48.199	2:47.512	24	1:03.936	2:47.550	1	1:21.975	2:48.759	42	1:47.103	2:47.802	42	2:06.774	2:48.093
36	30.064	3:03.020	42	49.709	2:49.186	36	1:04.312	2:45.606	36	1:22.677	2:47.692	55	2:10.694	3:48.822			
23	36.259	3:09.215	7	52.123	2:40.864	42	1:09.698	2:49.482	42	1:27.774	2:47.403	23	2:18.349	2:54.135			
37	37.521	3:10.477	23	1:02.819	2:55.937	23	1:28.649	2:55.323	23	1:52.687	2:53.365	37	2:26.758	2:57.455			
7	40.636	3:13.592	37	1:05.170	2:57.026	37	1:31.404	2:55.727	37	1:57.776	2:55.699						

Session Start: 11:24:55 - Finish: 12:55:46
Weather/Track Conditions: Cloudy / Dry
Circuit: Silverstone Historic Grand Prix
Track Length: 5.857 Km - 3.6394 miles
Printed: 17-06-2018 - 13:02

Silverstone International Trophy - 16 - 17 Jun 2018

GT & Sports Car Cup supported by Denis Welch Motorsport

Race 8 - Lap Chart

Lap 7			Lap 8			Lap 9			Lap 10			Lap 11			Lap 12		
NO	Behind	Laptime	NO	Behind	Laptime	NO	Behind	Laptime	NO	Behind	Laptime	NO	Behind	Laptime	NO	Behind	Laptime
75		2:28.779	75		2:29.106	75		2:31.706	75		2:28.858	75		2:28.681	75		2:29.026
86	3.120	2:30.546	86	2.390	2:28.376	86	0.177	2:29.493	86	1.177	2:29.858	86	2.177	2:29.681	86	2.333	2:29.182
77	15.570	2:32.328	36	1 LAP	3:07.037	1	1 LAP	2:46.549	24	1 LAP	2:44.272	61	1 LAP	2:43.517	46	1 LAP	2:55.040
23	1 LAP	2:54.766	77	17.299	2:30.835	42	1 LAP	2:46.603	26	1 LAP	2:47.131	99	1 LAP	2:47.334	32	1 LAP	2:42.664
37	1 LAP	2:57.213	81	36.056	2:33.486	77	16.174	2:30.581	1	1 LAP	2:44.978	24	1 LAP	2:49.217	94	1 LAP	2:41.916
74	30.330	2:32.747	85	37.186	2:33.893	36	1 LAP	2:45.650	77	21.044	2:33.728	1	1 LAP	2:45.632	61	1 LAP	2:51.627
81	31.676	2:31.150	23	1 LAP	2:53.453	81	36.706	2:32.356	42	1 LAP	2:47.718	26	1 LAP	2:51.259	99	1 LAP	2:44.437
85	32.399	2:32.582	74	43.152	2:41.928	85	37.602	2:32.122	36	1 LAP	2:45.369	179	1 LAP	4:07.034	179	1 LAP	2:34.089
17	51.219	2:34.658	90	50.801	2:28.424	90	48.304	2:29.209	81	39.375	2:31.527	81	41.898	2:31.204	81	45.581	2:32.709
90	51.483	2:29.140	37	1 LAP	2:57.521	17	59.878	2:34.418	85	41.942	2:33.198	85	45.614	2:32.353	90	48.099	2:28.646
87	1:01.964	2:35.248	17	57.166	2:35.053	23	1 LAP	2:52.375	90	47.980	2:28.534	90	48.479	2:29.180	1	1 LAP	2:46.232
179	1:05.352	2:38.952	87	1:08.907	2:36.049	87	1:11.626	2:34.425	17	1:04.203	2:33.183	42	1 LAP	2:50.042	80	1 LAP	3:37.635
93	1:08.903	2:34.708	179	1:12.639	2:36.393	93	1:17.430	2:34.870	87	1:19.628	2:36.860	36	1 LAP	2:45.144	85	53.504	2:36.916
151	1:19.058	2:37.377	93	1:14.266	2:34.469	37	1 LAP	2:57.883	58	1 LAP	4:42.212	71	2 LAPS	6:28.050	36	1 LAP	2:44.975
52	1:20.233	2:37.497	151	1:27.532	2:37.580	179	1:26.364	2:45.431	93	1:22.540	2:33.968	17	1:14.007	2:38.485	77	1:17.881	2:27.274
56	1:22.039	2:38.518	52	1:28.367	2:37.240	151	1:33.291	2:37.465	23	1 LAP	2:57.714	77	1:19.633	3:27.270	87	1:31.525	2:34.403
53	1:22.562	2:38.442	98	1:30.723	2:36.971	74	1:33.768	3:22.322	74	1:36.109	2:31.199	87	1:26.148	2:35.201	93	1:32.114	2:33.925
98	1:22.858	2:38.177	56	1:32.037	2:39.104	52	1:34.405	2:37.744	151	1:42.058	2:37.625	93	1:27.215	2:33.356	74	1:38.337	2:29.793
58	1:23.199	2:37.823	53	1:32.405	2:38.949	98	1:34.917	2:35.900	98	1:44.759	2:38.700	58	1 LAP	2:41.786	24	1 LAP	3:44.546
80	1:34.702	2:39.905	58	1:38.887	2:44.794	56	1:38.435	2:38.104	52	1:45.472	2:39.925	74	1:37.570	2:30.142	58	1 LAP	2:41.513
57	1:36.595	2:40.982	80	1:46.873	2:41.277	53	1:39.093	2:38.394	56	1:47.963	2:38.386	98	1:52.167	2:36.089	98	2:00.080	2:36.939
46	1:36.827	2:40.746	46	1:48.148	2:40.427	80	1:54.776	2:39.609	53	1:48.603	2:38.368	52	1:53.192	2:36.401	52	2:00.967	2:36.801
55	1 LAP	4:31.073	57	1:48.824	2:41.335	57	1:56.336	2:39.218	37	1 LAP	2:58.440	151	1:53.660	2:40.283	151	2:10.777	2:46.143
7	1:44.767	2:38.155	7	1:53.993	2:38.332	46	1:56.461	2:40.019	57	2:08.333	2:40.855	23	1 LAP	2:54.454	56	2:13.054	2:44.930
94	1:45.877	2:42.802	71	2:00.721	2:41.971	7	2:00.098	2:37.811	46	2:08.564	2:40.961	56	1:57.150	2:37.868	26	1 LAP	4:08.434
71	1:47.856	2:41.649	32	2:01.556	2:42.069	32	2:10.410	2:40.560	7	2:08.753	2:37.513	53	1:57.583	2:37.661	53	2:15.411	2:46.854
32	1:48.593	2:40.873	94	2:01.677	2:44.906	94	2:11.888	2:41.917	80	2:13.218	2:47.300	7	2:17.488	2:37.416	23	1 LAP	2:52.816
61	1:55.807	2:42.243	61	2:09.602	2:42.901	61	2:20.900	2:43.004	32	2:22.182	2:40.630	57	2:20.342	2:40.690	7	2:24.562	2:36.100
99	2:00.562	2:45.824	99	2:15.698	2:44.242	99	2:27.917	2:43.925	94	2:23.034	2:40.004	37	1 LAP	3:01.725			
26	2:07.959	2:44.274	55	1 LAP	3:02.382												
24	2:08.153	2:44.028	24	2:23.912	2:44.865												
1	2:15.508	2:46.556	26	2:25.221	2:46.368												
42	2:24.946	2:46.951															

Session Start: 11:24:55 - Finish: 12:55:46
Weather/Track Conditions: Cloudy / Dry
Circuit: Silverstone Historic Grand Prix
Track Length: 5.857 Km - 3.6394 miles
Printed: 17-06-2018 - 13:02

MST
Results: www.mstworld.com. Live Timing: https://livetiming.getraceresults.com/mst. Email: timing@mstworld.com

Silverstone International Trophy - 16 - 17 Jun 2018

GT & Sports Car Cup supported by Denis Welch Motorsport

Race 8 - Lap Chart

Lap 13			Lap 14			Lap 15			Lap 16			Lap 17			Lap 18		
NO	Behind	Laptime	NO	Behind	Laptime	NO	Behind	Laptime	NO	Behind	Laptime	NO	Behind	Laptime	NO	Behind	Laptime
75		2:29.316	75		2:32.337	86		3:08.697	86		2:30.161	75		2:26.271	75		2:25.638
57	1 LAP	2:40.310	7	1 LAP	2:38.489	75	2.483	3:13.153	75	0.192	2:27.870	86	2.051	2:28.514	86	4.388	2:27.975
86	2.430	2:29.413	86	1.973	2:31.880	98	1 LAP	3:35.338	87	1 LAP	4:02.437	52	1 LAP	2:36.902	52	1 LAP	2:35.182
17	1 LAP	3:56.252	26	2 LAPS	2:50.066	179	1 LAP	2:33.432	42	2 LAPS	2:44.593	99	2 LAPS	2:56.426	151	1 LAP	2:33.515
42	2 LAPS	4:19.709	23	2 LAPS	2:52.640	151	1 LAP	2:33.536	151	1 LAP	2:34.054	87	1 LAP	2:35.838	179	1 LAP	2:33.433
32	1 LAP	2:42.886	57	1 LAP	2:46.721	56	1 LAP	2:41.291	179	1 LAP	2:34.578	151	1 LAP	2:32.023	87	1 LAP	2:38.387
94	1 LAP	2:47.785	42	2 LAPS	2:44.493	53	1 LAP	2:40.510	17	1 LAP	2:45.749	26	2 LAPS	2:48.444	77	32.010	2:27.551
179	1 LAP	2:33.227	17	1 LAP	2:46.523	77	31.181	2:28.258	98	1 LAP	2:38.392	179	1 LAP	2:33.071	99	2 LAPS	2:53.514
81	47.916	2:31.651	32	1 LAP	2:44.791	57	1 LAP	3:31.110	23	2 LAPS	2:58.923	98	1 LAP	2:37.560	98	1 LAP	2:37.881
99	1 LAP	2:46.415	179	1 LAP	2:33.839	80	1 LAP	2:38.486	77	29.098	2:28.078	77	30.097	2:27.462	26	2 LAPS	2:47.664
37	2 LAPS	3:35.842	151	1 LAP	3:37.385	71	3 LAPS	2:43.869	56	1 LAP	2:40.435	42	2 LAPS	2:44.846	42	2 LAPS	2:44.388
80	1 LAP	2:40.269	56	1 LAP	3:38.929	37	2 LAPS	2:49.358	53	1 LAP	2:40.788	17	1 LAP	2:44.572	17	1 LAP	2:42.189
71	3 LAPS	5:04.622	81	53.487	2:37.908	81	57.372	3:14.555	57	1 LAP	2:38.553	36	2 LAPS	4:11.081	81	57.791	2:27.645
1	1 LAP	2:46.730	53	1 LAP	3:41.744	74	57.823	2:30.711	80	1 LAP	2:38.008	56	1 LAP	2:40.196	56	1 LAP	2:39.242
77	1:16.880	2:28.315	80	1 LAP	2:39.667	32	1 LAP	3:35.704	7	1 LAP	3:46.753	53	1 LAP	2:40.219	53	1 LAP	2:39.720
36	1 LAP	2:48.005	99	1 LAP	2:53.667	94	1 LAP	2:36.140	81	54.915	2:27.704	81	55.784	2:27.332	74	1:07.768	2:30.999
90	1:35.132	3:16.349	77	1:13.593	2:29.050	85	1:01.755	2:31.134	74	57.777	2:30.115	57	1 LAP	2:37.886	57	1 LAP	2:38.553
87	1:37.380	2:35.171	37	2 LAPS	2:48.596	1	1 LAP	2:50.409	85	1:03.843	2:32.249	23	2 LAPS	3:03.393	85	1:15.022	2:31.414
93	1:38.157	2:35.359	71	3 LAPS	2:44.320	36	1 LAP	2:50.942	71	3 LAPS	2:43.993	80	1 LAP	2:39.747	80	1 LAP	2:40.563
74	1:39.448	2:30.427	1	1 LAP	2:45.763	58	1 LAP	2:38.920	94	1 LAP	2:35.188	74	1:02.407	2:31.093	36	2 LAPS	3:05.439
85	1:41.278	3:17.090	94	1 LAP	3:41.460	61	1 LAP	2:45.014	32	1 LAP	2:44.100	85	1:09.246	2:31.866	94	1 LAP	2:36.414
61	1 LAP	3:48.727	74	1:37.782	2:30.671	24	1 LAP	2:43.217	37	2 LAPS	2:49.844	7	1 LAP	2:48.708	90	4 LAPS	13:00.711
24	1 LAP	2:42.822	85	1:41.291	2:32.350	93	1:54.441	3:16.666	58	1 LAP	2:39.348	94	1 LAP	2:34.088	7	1 LAP	2:46.645
58	1 LAP	2:40.547	36	1 LAP	2:48.493	99	1 LAP	4:08.063	61	1 LAP	2:44.550	71	3 LAPS	2:44.901	71	3 LAPS	2:44.608
52	2:08.465	2:36.814	87	1:44.728	2:39.685	52	2:25.018	3:17.905	24	1 LAP	2:42.720	32	1 LAP	2:44.015	32	1 LAP	2:45.145
98	2:15.437	2:44.673	93	1:48.445	2:42.625	26	1 LAP	2:47.903	1	1 LAP	3:22.272	37	2 LAPS	2:48.988	37	2 LAPS	2:49.630
			61	1 LAP	2:43.970				93	1:54.449	2:30.169	58	1 LAP	2:38.802	93	2:05.601	2:30.208
			58	1 LAP	2:40.356							93	2:01.031	2:33.045	58	1 LAP	2:39.030
			24	1 LAP	2:44.139							61	1 LAP	2:44.202	1	1 LAP	2:40.730
			52	2:17.783	2:41.655							1	1 LAP	2:39.963	61	1 LAP	2:44.178
			7	2:43.680	2:42.282							24	1 LAP	2:42.838	24	1 LAP	2:41.707
			26	1 LAP	2:48.760												
			23	1 LAP	2:52.335												
			42	1 LAP	2:44.172												
			17	3:10.180	2:44.077												

Session Start: 11:24:55 - Finish: 12:55:46
Weather/Track Conditions: Cloudy / Dry
Circuit: Silverstone Historic Grand Prix
Track Length: 5.857 Km - 3.6394 miles
Printed: 17-06-2018 - 13:02

MST
Results: www.mstworld.com. Live Timing: https://livetiming.getraceresults.com/mst. Email: timing@mstworld.com

Silverstone International Trophy - 16 - 17 Jun 2018

GT & Sports Car Cup supported by Denis Welch Motorsport

Race 8 - Lap Chart

Lap 19			Lap 20			Lap 21			Lap 22			Lap 23			Lap 24		
NO	Behind	Laptime	NO	Behind	Laptime	NO	Behind	Laptime	NO	Behind	Laptime	NO	Behind	Laptime	NO	Behind	Laptime
75		2:27.135	75		2:27.384	75		2:27.419	75		2:27.317	75		2:27.302	75		2:26.758
86	6.356	2:29.103	1	2 LAPS	2:40.404	58	2 LAPS	2:39.227	71	4 LAPS	2:42.360	36	3 LAPS	2:47.234	86	15.897	2:28.328
52	1 LAP	2:34.533	86	8.770	2:29.798	86	10.927	2:29.576	86	12.429	2:28.819	99	3 LAPS	3:06.891	36	3 LAPS	2:48.158
23	3 LAPS	4:20.054	61	2 LAPS	2:41.829	37	3 LAPS	2:47.635	32	2 LAPS	2:45.520	86	14.327	2:29.200	77	33.509	2:28.242
151	1 LAP	2:31.548	24	2 LAPS	2:42.349	1	2 LAPS	2:40.155	58	2 LAPS	2:39.019	71	4 LAPS	2:45.639	71	4 LAPS	2:44.577
179	1 LAP	2:32.093	52	1 LAP	2:35.094	61	2 LAPS	2:41.349	77	31.978	2:27.276	7	2 LAPS	2:50.810	74	1 LAP	2:29.894
77	32.938	2:28.063	77	32.257	2:26.703	77	32.019	2:27.181	1	2 LAPS	2:39.768	58	2 LAPS	2:38.846	58	2 LAPS	2:41.762
87	1 LAP	2:34.322	151	1 LAP	2:32.060	24	2 LAPS	2:47.727	37	3 LAPS	2:46.737	77	32.025	2:27.349	7	2 LAPS	2:51.393
98	1 LAP	2:38.735	179	1 LAP	2:32.134	52	1 LAP	2:34.533	74	1 LAP	4:10.458	32	2 LAPS	2:45.275	32	2 LAPS	2:42.708
81	58.247	2:27.591	87	1 LAP	2:33.820	151	1 LAP	2:32.697	61	2 LAPS	2:42.094	74	1 LAP	2:28.457	151	1 LAP	2:32.227
99	2 LAPS	2:53.021	81	57.489	2:26.626	179	1 LAP	2:31.630	52	1 LAP	2:33.917	1	2 LAPS	2:39.127	1	2 LAPS	2:39.496
26	2 LAPS	2:48.378	98	1 LAP	2:36.467	87	1 LAP	2:35.230	151	1 LAP	2:31.645	151	1 LAP	2:32.966	52	1 LAP	2:33.545
17	1 LAP	2:42.044	17	1 LAP	2:41.958	23	4 LAPS	5:26.549	179	1 LAP	2:32.635	52	1 LAP	2:35.534	26	3 LAPS	3:49.555
42	2 LAPS	2:44.396	74	1:20.817	2:37.827	81	56.860	2:26.790	81	55.715	2:26.172	61	2 LAPS	2:42.152	61	2 LAPS	2:41.714
74	1:10.374	2:29.741	85	1:24.396	2:32.673	98	1 LAP	2:36.288	87	1 LAP	2:34.763	37	3 LAPS	2:49.471	87	1 LAP	2:35.378
56	1 LAP	2:39.572	26	2 LAPS	2:49.096	85	1:29.102	2:32.125	98	1 LAP	2:34.423	87	1 LAP	2:34.965	37	3 LAPS	2:52.038
53	1 LAP	2:40.537	56	1 LAP	2:41.535	17	1 LAP	2:40.635	23	4 LAPS	2:51.733	81	1:06.515	2:38.102	98	1 LAP	2:37.590
85	1:19.107	2:31.220	42	2 LAPS	2:46.131	56	1 LAP	2:39.894	85	1:32.527	2:30.742	98	1 LAP	2:37.278	85	1:42.316	2:30.816
57	1 LAP	2:37.958	99	2 LAPS	2:54.856	57	1 LAP	2:38.690	17	1 LAP	2:38.476	85	1:38.258	2:33.033	94	1 LAP	2:34.435
80	1 LAP	2:37.989	57	1 LAP	2:37.577	42	2 LAPS	2:45.859	56	1 LAP	2:39.797	94	1 LAP	2:33.982	57	1 LAP	2:38.910
94	1 LAP	2:35.382	53	1 LAP	2:41.757	53	1 LAP	2:41.784	57	1 LAP	2:38.248	56	1 LAP	2:40.464	56	1 LAP	2:40.867
90	4 LAPS	2:28.843	80	1 LAP	2:36.793	26	2 LAPS	2:48.885	94	1 LAP	2:34.919	57	1 LAP	2:38.353			
36	2 LAPS	2:45.702	94	1 LAP	2:34.560	94	1 LAP	2:35.308	24	2 LAPS	3:52.003	17	1 LAP	2:48.443			
7	1 LAP	2:44.856	36	2 LAPS	2:46.832	80	1 LAP	2:41.124	53	1 LAP	2:40.981	53	1 LAP	2:43.333			
71	3 LAPS	2:44.528	90	4 LAPS	2:58.499	99	2 LAPS	2:55.002	42	2 LAPS	2:44.276	23	4 LAPS	3:24.006			
32	1 LAP	2:44.866	7	1 LAP	2:44.879	36	2 LAPS	2:46.727	80	1 LAP	2:39.038	24	2 LAPS	2:46.021			
93	2:09.354	2:30.888	93	2:12.929	2:30.959	93	2:15.969	2:30.459	26	2 LAPS	2:54.679	42	2 LAPS	2:45.340			
58	1 LAP	2:39.532	71	3 LAPS	2:43.041	7	1 LAP	2:46.509	93	2:19.839	2:31.187	80	1 LAP	2:46.614			
37	2 LAPS	2:48.162	32	1 LAP	2:44.688							93	2:23.161	2:30.624			

Session Start: 11:24:55 - Finish: 12:55:46
Weather/Track Conditions: Cloudy / Dry
Circuit: Silverstone Historic Grand Prix
Track Length: 5.857 Km - 3.6394 miles
Printed: 17-06-2018 - 13:02

Silverstone International Trophy - 16 - 17 Jun 2018

GT & Sports Car Cup supported by Denis Welch Motorsport

Race 8 - Lap Chart

Lap 25			Lap 26			Lap 27			Lap 28			Lap 29			Lap 30		
NO	Behind	Laptime	NO	Behind	Laptime	NO	Behind	Laptime	NO	Behind	Laptime	NO	Behind	Laptime	NO	Behind	Laptime
75		2:26.134	75		2:26.778	75		2:26.431	75		2:27.557	75		2:30.836	75		3:20.434
93	1 LAP	2:30.688	57	2 LAPS	2:38.867	93	1 LAP	2:31.007	94	2 LAPS	2:33.431	58	3 LAPS	2:37.182	61	3 LAPS	2:45.194
53	2 LAPS	2:39.687	93	1 LAP	2:29.965	57	2 LAPS	2:38.495	85	1 LAP	3:11.066	42	4 LAPS	4:05.843	17	2 LAPS	2:33.481
24	3 LAPS	2:43.083	56	2 LAPS	2:40.435	56	2 LAPS	2:39.731	93	1 LAP	2:32.636	94	2 LAPS	2:39.725	86	28.946	3:24.110
42	3 LAPS	2:44.043	53	2 LAPS	2:39.626	86	22.619	2:29.012	86	23.557	2:28.495	71	5 LAPS	3:35.961	93	1 LAP	3:34.291
86	17.810	2:28.047	37	4 LAPS	3:48.335	53	2 LAPS	2:39.224	57	2 LAPS	2:43.528	85	1 LAP	2:34.923	24	3 LAPS	2:43.558
77	39.760	2:32.385	86	20.038	2:29.006	24	3 LAPS	2:44.995	56	2 LAPS	2:44.287	93	1 LAP	2:34.336	94	2 LAPS	3:56.043
74	1 LAP	2:29.702	24	3 LAPS	2:44.083	37	4 LAPS	2:53.405	74	1 LAP	2:28.769	32	3 LAPS	3:39.540	56	2 LAPS	2:38.371
99	4 LAPS	5:30.422	42	3 LAPS	2:45.794	74	1 LAP	2:28.722	53	2 LAPS	2:49.622	86	25.270	2:32.549	57	2 LAPS	2:40.386
17	2 LAPS	3:35.685	74	1 LAP	2:28.072	42	3 LAPS	2:50.138	24	3 LAPS	2:42.744	7	3 LAPS	3:25.851	37	4 LAPS	2:49.232
36	3 LAPS	2:46.055	17	2 LAPS	2:34.603	17	2 LAPS	2:33.475	37	4 LAPS	2:49.991	74	1 LAP	2:29.010	52	1 LAP	2:40.628
71	4 LAPS	2:43.424	36	3 LAPS	2:46.135	151	1 LAP	2:33.426	17	2 LAPS	2:33.337	61	3 LAPS	3:52.549	53	2 LAPS	2:40.574
58	2 LAPS	2:45.735	99	4 LAPS	2:47.955	36	3 LAPS	2:44.831	151	1 LAP	2:31.543	17	2 LAPS	2:33.219	77	1:05.221	2:34.288
151	1 LAP	2:34.074	151	1 LAP	2:32.969	52	1 LAP	2:35.601	52	1 LAP	2:35.821	24	3 LAPS	2:44.206	1	2 LAPS	2:43.125
32	2 LAPS	2:44.592	71	4 LAPS	2:44.944	99	4 LAPS	2:46.197	99	4 LAPS	2:44.412	37	4 LAPS	2:50.119	99	4 LAPS	2:44.928
52	1 LAP	2:36.135	52	1 LAP	2:35.437	71	4 LAPS	2:47.640	87	1 LAP	2:35.001	151	1 LAP	2:38.348	36	3 LAPS	2:49.851
1	2 LAPS	2:39.965	32	2 LAPS	2:42.934	1	2 LAPS	2:39.613	36	3 LAPS	2:49.812	57	2 LAPS	3:35.732	87	1 LAP	3:17.457
7	2 LAPS	2:52.134	1	2 LAPS	2:39.407	87	1 LAP	2:34.849	1	2 LAPS	2:39.789	56	2 LAPS	3:32.432	26	3 LAPS	2:43.809
80	2 LAPS	3:51.496	87	1 LAP	2:34.498	32	2 LAPS	2:45.665	77	1:50.515	2:30.333	52	1 LAP	2:35.838	58	2 LAPS	2:37.557
87	1 LAP	2:35.328	7	2 LAPS	2:47.637	77	1:47.739	2:31.469	26	3 LAPS	2:43.422	53	2 LAPS	3:25.481	151	1 LAP	3:47.558
61	2 LAPS	2:40.975	80	2 LAPS	2:46.856	80	2 LAPS	2:47.012	98	1 LAP	2:40.334	77	1:51.367	2:31.688	85	2:04.909	2:34.838
26	3 LAPS	2:43.798	61	2 LAPS	2:41.279	26	3 LAPS	2:42.799	80	2 LAPS	2:48.549	87	1 LAP	2:37.526	42	3 LAPS	2:48.469
98	1 LAP	2:36.274	77	1:42.701	3:29.719	7	2 LAPS	2:53.717				1	2 LAPS	2:39.227	71	4 LAPS	2:42.822
85	1:49.505	2:33.323	26	3 LAPS	2:43.641	61	2 LAPS	2:49.686				99	4 LAPS	2:45.720	7	2 LAPS	2:36.383
94	1 LAP	2:34.219	23	6 LAPS	6:47.969	98	1 LAP	2:34.880				36	3 LAPS	2:47.062	74	2:24.278	2:28.866
			85	1:55.775	2:33.048	58	2 LAPS	2:36.878				26	3 LAPS	2:44.877	80	2 LAPS	3:06.253
			98	1 LAP	2:36.765							58	2 LAPS	2:36.650	32	2 LAPS	2:41.681
			58	2 LAPS	3:34.471							80	2 LAPS	2:50.991			
			94	1 LAP	2:34.624							42	3 LAPS	2:47.402			
												85	2:50.505	2:33.565			
												71	4 LAPS	2:43.245			
												7	2 LAPS	2:35.918			
												32	2 LAPS	2:42.307			
												74	3:15.846	2:28.477			
												98	1 LAP	3:29.977			

Session Start: 11:24:55 - Finish: 12:55:46
Weather/Track Conditions: Cloudy / Dry
Circuit: Silverstone Historic Grand Prix
Track Length: 5.857 Km - 3.6394 miles
Printed: 17-06-2018 - 13:02

MST
Results: www.mstworld.com. Live Timing: https://livetiming.getraceresults.com/mst. Email: timing@mstworld.com

Silverstone International Trophy - 16 - 17 Jun 2018

GT & Sports Car Cup supported by Denis Welch Motorsport

Race 8 - Lap Chart

Lap 31			Lap 32			Lap 33			Lap 34			Lap 35			Lap 36		
NO	Behind	Laptime	NO	Behind	Laptime	NO	Behind	Laptime	NO	Behind	Laptime	NO	Behind	Laptime	NO	Behind	Laptime
75		2:29.637	75		2:29.812	75		2:29.308	75		2:29.246	75		2:31.060	75		2:31.462
98	2 LAPS	2:37.629	7	3 LAPS	2:39.373	26	4 LAPS	2:52.136	36	5 LAPS	2:39.928	36	5 LAPS	2:38.953	151	2 LAPS	2:38.530
17	2 LAPS	2:34.170	71	5 LAPS	2:45.645	7	3 LAPS	2:36.388	7	3 LAPS	2:36.239	7	3 LAPS	2:36.563	99	5 LAPS	2:47.171
86	29.396	2:30.087	42	4 LAPS	2:50.854	1	3 LAPS	2:47.100	26	4 LAPS	2:48.776	98	2 LAPS	2:35.739	36	5 LAPS	2:38.832
93	1 LAP	2:34.039	32	3 LAPS	2:40.914	71	5 LAPS	2:41.813	98	2 LAPS	2:37.543	86	34.875	2:32.805	7	3 LAPS	2:37.359
61	3 LAPS	2:44.427	98	2 LAPS	2:36.026	98	2 LAPS	2:36.037	1	3 LAPS	2:47.711	26	4 LAPS	2:47.451	98	2 LAPS	2:35.844
24	3 LAPS	2:44.779	86	30.753	2:31.169	32	3 LAPS	2:41.474	71	5 LAPS	2:43.500	71	5 LAPS	2:42.083	86	35.384	2:31.971
56	2 LAPS	2:38.670	17	2 LAPS	2:34.808	42	4 LAPS	2:46.710	86	33.130	2:30.670	17	2 LAPS	2:33.816	17	2 LAPS	2:37.122
94	2 LAPS	2:45.625	93	1 LAP	2:33.975	86	31.706	2:30.261	17	2 LAPS	2:33.439	1	3 LAPS	2:46.309	71	5 LAPS	2:42.281
57	2 LAPS	2:39.887	61	3 LAPS	2:42.174	17	2 LAPS	2:33.186	42	4 LAPS	2:48.751	93	1 LAP	2:34.660	93	1 LAP	2:36.424
77	1:08.611	2:33.027	24	3 LAPS	2:44.649	93	1 LAP	2:34.376	93	1 LAP	2:34.127	42	4 LAPS	2:47.576	1	3 LAPS	2:47.312
37	4 LAPS	2:49.090	77	1:12.992	2:34.193	61	3 LAPS	2:43.151	61	3 LAPS	2:43.366	77	1:19.494	2:32.279	90	19 LAPS	39:33.150
53	2 LAPS	2:40.629	56	2 LAPS	2:40.341	77	1:17.707	2:34.023	77	1:18.275	2:29.814	61	3 LAPS	2:44.500	42	4 LAPS	2:48.696
99	4 LAPS	2:43.900	57	2 LAPS	2:40.607	24	3 LAPS	2:44.557	56	2 LAPS	2:39.918	56	2 LAPS	2:38.715	77	1:27.732	2:39.700
87	1 LAP	2:30.706	94	2 LAPS	2:45.536	56	2 LAPS	2:39.817	57	2 LAPS	2:39.100	57	2 LAPS	2:39.104	61	3 LAPS	2:43.672
52	1 LAP	3:24.151	53	2 LAPS	2:39.061	57	2 LAPS	2:39.138	24	3 LAPS	2:45.183	24	3 LAPS	2:43.028	56	2 LAPS	2:38.737
58	2 LAPS	2:37.811	37	4 LAPS	2:48.375	53	2 LAPS	2:40.127	53	2 LAPS	2:39.638	53	2 LAPS	2:38.487	57	2 LAPS	2:38.915
151	1 LAP	2:37.358	87	1 LAP	2:31.081	94	2 LAPS	2:48.131	87	1 LAP	2:31.962	87	1 LAP	2:31.704	87	1 LAP	2:33.352
85	2:08.859	2:33.587	99	4 LAPS	2:45.876	37	4 LAPS	2:48.207	94	2 LAPS	2:58.156	85	2:19.863	2:32.495	53	2 LAPS	2:39.161
26	3 LAPS	2:46.333	52	1 LAP	2:38.117	87	1 LAP	2:30.805	37	4 LAPS	2:48.167	74	2:23.191	2:29.696	24	3 LAPS	2:45.767
1	2 LAPS	3:33.345	58	2 LAPS	2:36.292	52	1 LAP	2:36.478	52	1 LAP	2:36.255	52	1 LAP	2:37.705	85	2:19.538	2:31.137
74	2:25.268	2:30.627	151	1 LAP	2:37.648	99	4 LAPS	2:45.865	85	2:18.428	2:32.857	58	2 LAPS	2:37.516	74	2:20.263	2:28.534
			85	2:11.946	2:32.899	58	2 LAPS	2:35.377	58	2 LAPS	2:35.704	94	2 LAPS	2:50.358	52	1 LAP	2:37.630
			36	4 LAPS	5:46.006	85	2:14.817	2:32.179	74	2:24.555	2:29.087	37	4 LAPS	2:49.784	58	2 LAPS	2:35.347
			74	2:24.923	2:29.467	151	1 LAP	2:37.757	151	1 LAP	2:36.927				94	2 LAPS	2:48.566
						74	2:24.714	2:29.099	99	4 LAPS	2:45.830				37	4 LAPS	2:48.173

Session Start: 11:24:55 - Finish: 12:55:46
Weather/Track Conditions: Cloudy / Dry
Circuit: Silverstone Historic Grand Prix
Track Length: 5.857 Km - 3.6394 miles
Printed: 17-06-2018 - 13:02

MST
Results: www.mstworld.com. Live Timing: https://livetiming.getraceresults.com/mst. Email: timing@mstworld.com

Silverstone International Trophy - 16 - 17 Jun 2018

HSCC Guards Trophy supported by Dunlop Tyres

Qualifying for Race 14 - Classification

Sheet No:

POS	NO	DRIVER/S	CLASS	CLASS POS	CAR MAKE / MODEL	TIME	ON	LAPS	GAP	DIFF	MPH
1	33	Jon Waggitt-Peter Needham	SRE	1	Lenham P69	2:42.616	10	10			80.57
2	44	Sandy Watson-Martin O'Connnell	SRE	2	Chevron B8	2:42.866	3	4	0.250	0.250	80.44
3	45	Graeme Dodd-James Dodd	SRD	1	Ginetta G16	2:44.444	6	7	1.828	1.578	79.67
4	25	Andrew Hibberd-Miles Griffiths	SRB	1	Lotus 23B	2:44.766	10	10	2.150	0.322	79.52
5	38	Paul Ugo-Ben Rushworth	SRD	2	Chevron B8	2:45.816	8	9	3.200	1.050	79.01
6	49	Michael Schryver-Simon Hadfield	SRD	3	Chevron B6	2:46.301	5	10	3.685	0.485	78.78
7	34	James Schryver	SRD	4	Chevron B8	2:46.355	9	9	3.739	0.054	78.76
8	22	Stuart Roach-Sam Wilson	SRB	2	Elva Mk7	2:47.705	10	10	5.089	1.350	78.12
9	6	Nick Thompson-Sean McClurg	SRD	5	Chevron B6	2:48.260	10	10	5.644	0.555	77.87
10	106	Peter Hewitt-Mark Hales	SRD	6	Ginetta G16	2:49.077	8	9	6.461	0.817	77.49
11	192	Julian Thomas-Callum Lockie	SRD	7	Chevron B8	2:49.105	10	10	6.489	0.028	77.48
12	14	John Spiers	D	1	TVR Griffith	2:50.163	8	8	7.547	1.058	77.00
13	66	Ben Adams	SRA	1	Lola Mk1	2:50.735	7	10	8.119	0.572	76.74
14	16	Phillip Nelson	SRD	8	Chevron B8	2:51.253	10	10	8.637	0.518	76.51
15	77	Bob Brooks	SRB	3	Merlyn Mk6	2:52.062	7	9	9.446	0.809	76.15
16	75	Leo Voyazides	D	2	Shelby Daytona Cobra	2:52.295	9	10	9.679	0.233	76.04
17	58	Oliver Ford	A	1	Lotus Elan	2:53.397	9	9	10.781	1.102	75.56
18	23	Darren Wilson	SRB	4	Lotus 23B	2:53.493	9	9	10.877	0.096	75.52
19	29	Nick Fennell	SRB	5	Lotus 23B	2:53.495	7	9	10.879	0.002	75.52
20	99	Frazer Gibney	SRD	9	Chevron B8	2:53.989	10	10	11.373	0.494	75.30
21	1	John Davison	A	2	Lotus Elan 26R	2:54.651	8	10	12.035	0.662	75.02
22	107	Vicky Brooks	D	3	TVR Griffith	2:58.197	9	10	15.581	3.546	73.52
23	24	Nick Pancisi	SRC	1	Elva Mk7S	2:58.252	8	10	15.636	0.055	73.50
24	144	William Walker-Randal Stewart	SRD	10	Elfin 300	3:00.140	2	7	17.524	1.888	72.73
25	41	Brian Casey	SRE	3	Lenham P69	3:00.248	7	7	17.632	0.108	72.69
26	65	Cliff Gray	A	3	Lotus Elan S2	3:03.605	9	10	20.989	3.357	71.36
27	68	Marc Gordon	C	1	Jaguar XK150	3:05.751	7	9	23.135	2.146	70.53
28	60	Andrew Hayden	C	2	Austin Healey 3000 Mk3	3:05.866	4	8	23.250	0.115	70.49
29	125	Peter Illingworth-Samuel Illingworth	INV	1	MG B	3:06.952	2	8	24.336	1.086	70.08
30	74	Peter Aylett-Steven Farrall	A	4	Diva GT	3:07.125	9	9	24.509	0.173	70.02
31	90	Josh Barnett	B	1	MG B	3:07.536	6	9	24.920	0.411	69.86
32	63	Roderick Jack-Patrick Jack	A	5	Lotus Elan	3:09.280	9	9	26.664	1.744	69.22
33	19	Andrew Somerton-Martyn Astley	A	6	Lotus Elan S1	3:13.773	8	8	31.157	4.493	67.61
34	97	Ernst Witschi	A	7	Lotus Elan S1	3:35.317	3	3	52.701	21.544	60.85

Car 106 requires a working transponder - Regulation Q12.2.1 refers.

Session Start: 09:00:16 - Finish: 09:30:19
Weather/Track Conditions: Cloudy / Damp
Circuit: Silverstone Historic Grand Prix
Track Length: 5.857 Km - 3.6394 miles

These results are provisional until the conclusion of any judicial and technical matters.

Clerk of the Course:	Timekeeper:	Issued at:
Julian Floyd		

Silverstone International Trophy - 16 - 17 Jun 2018

HSCC Guards Trophy supported by Dunlop Tyres

Qualifying for Race 14 - Sector Analysis

1	John Davison (A)								Lotus Elan 26R								
lap	Sect-1	Speed	Sect-2	Speed	Sect-3	Speed	Laptime	Pit	lap	Sect-1	Speed	Sect-2	Speed	Sect-3	Speed	Laptime	Pit
1	1:00.223	97.1	1:36.107	88.3	34.297	89.6	3:10.627		6	56.988	100.5	1:32.999	104.9	32.187	94.9	3:02.174	
2	58.672	106.9	1:31.956	97.0	32.879	93.0	3:03.507		7	54.342	117.9	1:29.596	104.2	32.003	97.4	2:55.941	
3	56.395	114.9	1:31.452	94.7	33.416	92.1	3:01.263		8	54.440	117.7	1:28.497	105.0	31.714	96.9	2:54.651	
4	56.523	116.9	1:30.385	102.9	32.594	95.6	2:59.502		9	54.974	117.1	1:28.744	101.7	32.415	97.4	2:56.133	
5	58.048	117.1	1:32.154	85.6	34.877	92.5	3:05.079		10	54.251	118.8	1:29.402	104.4	31.730	97.6	2:55.383	

6	N. Thompson/S. McClurg (SRD)								Chevron B6								
lap	Sect-1	Speed	Sect-2	Speed	Sect-3	Speed	Laptime	Pit	lap	Sect-1	Speed	Sect-2	Speed	Sect-3	Speed	Laptime	Pit
1	59.555	102.1	1:33.368	93.3	33.722	98.7	3:06.645		6	56.941	102.3	1:31.520	92.9	32.792	98.0	3:01.253	
2	56.576	121.6	1:30.188	106.5	32.926	98.2	2:59.690		7	53.581	122.5	1:29.306	96.1	32.635	100.1	2:55.522	
3	56.318	120.5	1:31.477	100.6	33.200	97.9	3:00.995		8	53.593	126.9	1:26.159	95.3	32.261	101.3	2:52.013	
4	55.774	117.5	1:31.444	103.4	In		3:09.074	P	9	52.901	122.9	1:25.980	100.0	32.207	106.1	2:51.088	
5	Out	113.4	1:32.757	90.2	32.899	95.9	4:08.837	P	10	52.747	126.6	1:24.196	104.7	31.317	107.1	2:48.260	

14	John Spiers (D)								TVR Griffith								
lap	Sect-1	Speed	Sect-2	Speed	Sect-3	Speed	Laptime	Pit	lap	Sect-1	Speed	Sect-2	Speed	Sect-3	Speed	Laptime	Pit
1	57.578	117.5	1:32.036	87.3	33.659	98.0	3:03.273		5	1:01.969	92.4	1:35.709	96.1	In		3:20.364	P
2	54.136	121.1	1:29.167	99.4	32.753	99.0	2:56.056		6	Out	122.2	1:28.198	106.2	32.273	100.6	9:50.540	P
3	53.474	125.2	1:27.500	102.6	32.730	99.8	2:53.704		7	54.613	124.3	1:26.942	104.5	31.897	102.9	2:53.452	
4	53.516	127.3	1:27.565	111.8	31.947	100.9	2:53.028		8	52.459	130.1	1:26.296	108.6	31.408	100.1	2:50.163	

16	Phillip Nelson (SRD)								Chevron B8								
lap	Sect-1	Speed	Sect-2	Speed	Sect-3	Speed	Laptime	Pit	lap	Sect-1	Speed	Sect-2	Speed	Sect-3	Speed	Laptime	Pit
1	1:00.596	104.4	1:36.591	90.7	35.141	90.7	3:12.328		6	55.224	120.9	1:28.581	108.2	31.686	102.0	2:55.491	
2	56.386	109.5	1:32.755	101.2	32.740	94.1	3:01.881		7	57.283	110.7	1:28.840	106.7	32.216	100.6	2:58.339	
3	57.186	111.1	1:30.106	106.2	32.217	97.6	2:59.509		8	54.207	117.5	1:28.477	102.1	31.800	98.3	2:54.484	
4	57.809	120.3	1:30.774	103.4	32.348	98.3	3:00.931		9	54.534	108.6	1:29.266	96.7	32.302	100.9	2:56.102	
5	56.990	113.2	1:30.876	109.8	32.876	98.9	3:00.742		10	53.994	120.1	1:26.461	108.8	30.798	103.2	2:51.253	

19	A. Somerton/M. Astley (A)								Lotus Elan S1								
lap	Sect-1	Speed	Sect-2	Speed	Sect-3	Speed	Laptime	Pit	lap	Sect-1	Speed	Sect-2	Speed	Sect-3	Speed	Laptime	Pit
1	1:04.145	101.7	1:48.467	74.7	37.919	89.6	3:30.531		5	1:10.459	76.9	1:49.039	69.3	In		3:49.719	P
2	1:05.306	72.6	1:48.889	72.4	37.407	87.9	3:31.602		6	Out	95.2	1:47.929	83.1	39.841	89.0	5:25.453	P
3	1:03.524	99.4	1:46.079	66.0	38.864	91.0	3:28.467		7	1:03.653	100.3	1:41.284	84.3	35.774	93.7	3:20.711	
4	1:01.872	96.8	1:44.725	91.1	35.946	90.8	3:22.543		8	58.695	104.5	1:38.537	86.6	36.541	92.4	3:13.773	

22	S. Roach/S. Wilson (SRB)								Elva Mk7								
lap	Sect-1	Speed	Sect-2	Speed	Sect-3	Speed	Laptime	Pit	lap	Sect-1	Speed	Sect-2	Speed	Sect-3	Speed	Laptime	Pit
1	1:00.340	110.6	1:34.660	87.8	33.668	102.4	3:08.668		6	55.929	125.7	1:27.592	94.8	31.836	100.3	2:55.357	
2	56.976	121.1	1:29.967	95.5	33.320	99.0	3:00.263		7	55.102	123.8	1:27.602	97.3	31.649	104.6	2:54.353	
3	55.416	118.8	1:30.466	96.3	33.144	99.0	2:59.026		8	54.369	124.7	1:27.843	99.4	31.634	101.5	2:53.846	
4	54.908	124.7	1:28.557	92.9	In		3:08.470	P	9	56.406	119.2	1:26.700	109.8	30.231	108.3	2:53.337	
5	Out	118.8	1:31.502	89.5	32.388	104.4	4:52.877	P	10	52.514	128.6	1:24.350	107.5	30.841	102.8	2:47.705	

23	Darren Wilson (SRB)								Lotus 23B								
lap	Sect-1	Speed	Sect-2	Speed	Sect-3	Speed	Laptime	Pit	lap	Sect-1	Speed	Sect-2	Speed	Sect-3	Speed	Laptime	Pit
1	1:00.525	103.9	1:35.704	88.8	34.546	90.7	3:10.775		6	55.166	114.1	1:30.959	106.5	32.853	98.5	2:58.978	
2	56.545	102.5	1:43.089	87.7	34.339	93.4	3:13.973		7	55.365	115.9	1:31.490	103.7	In		3:10.874	P
3	56.946	116.5	1:30.308	98.4	34.146	91.6	3:01.400		8	Out	110.7	1:37.031	102.0	33.618	95.5	5:41.013	P
4	58.625	112.6	1:31.364	96.3	32.967	95.5	3:02.956		9	53.540	125.0	1:27.294	108.9	32.659	94.6	2:53.493	
5	56.941	113.6	1:30.422	105.5	32.980	98.3	3:00.343		10								

24	Nick Pancisi (SRC)								Elva Mk7S								
lap	Sect-1	Speed	Sect-2	Speed	Sect-3	Speed	Laptime	Pit	lap	Sect-1	Speed	Sect-2	Speed	Sect-3	Speed	Laptime	Pit
1	1:01.279	100.0	1:39.825	89.6	35.656	87.8	3:16.760		6	56.570	119.4	1:33.602	103.9	33.209	93.6	3:03.381	
2	59.308	111.3	1:35.160	99.9	34.082	90.7	3:08.550		7	56.255	108.2	1:29.876	106.5	33.023	90.6	2:59.154	
3	57.879	114.5	1:34.711	104.0	33.707	91.1	3:06.297		8	54.950	121.8	1:30.519	105.0	32.783	95.6	2:58.252	
4	55.848	117.7	1:32.615	107.9	40.443	87.9	3:08.906		9	54.726	115.3	1:30.566	107.7	33.447	95.2	2:58.739	
5	57.740	114.5	1:33.133	106.0	33.374	94.0	3:04.247		10	53.933	123.6	1:55.961	93.7	In		3:32.670	P

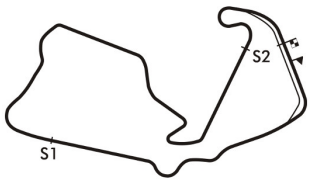

Session Start: 09:00:16 - Finish: 09:30:19
Weather/Track Conditions: Cloudy / Damp
Circuit: Silverstone Historic Grand Prix
Track Length: 5.857 Km - 3.6394 miles
Printed: 17-06-2018 - 09:35

MST

Silverstone International Trophy - 16 - 17 Jun 2018

HSCC Guards Trophy supported by Dunlop Tyres

Qualifying for Race 14 - Sector Analysis

25 A. Hibberd / M. Griffiths (SRB) — Lotus 23B

lap	Sect-1	Speed	Sect-2	Speed	Sect-3	Speed	Laptime	Pit	lap	Sect-1	Speed	Sect-2	Speed	Sect-3	Speed	Laptime	Pit
1	56.124	119.6	1:30.237	101.8	32.742	99.0	2:59.103		6	53.415	130.3	1:26.120	101.1	32.240	104.7	2:51.775	
2	53.668	128.3	1:37.621	102.6	32.203	102.0	3:03.492		7	52.463	131.6	1:27.064	105.7	31.641	103.6	2:51.168	
3	52.924	127.3	1:28.484	108.8	31.947	96.7	2:53.355		8	53.761	121.6	1:25.424	104.7	30.789	103.6	2:49.974	
4	52.478	130.8	1:34.899	104.5	In		3:03.713	P	9	51.904	124.7	1:23.855	108.1	30.967	105.6	2:46.726	
5	Out	115.1	1:30.720	104.5	31.946	98.2	4:33.063	P	10	51.109	131.6	1:23.436	110.4	30.221	106.4	2:44.766	

29 Nick Fennell (SRB) — Lotus 23B

lap	Sect-1	Speed	Sect-2	Speed	Sect-3	Speed	Laptime	Pit	lap	Sect-1	Speed	Sect-2	Speed	Sect-3	Speed	Laptime	Pit
1	1:01.875	106.5	1:36.354	90.0	34.856	89.2	3:13.085		6	Out	115.5	1:29.916	94.4	32.778	98.6	5:18.278	P
2	58.123	120.1	1:30.433	98.8	33.325	98.3	3:01.881		7	53.587	121.6	1:28.193	104.7	31.715	102.9	2:53.495	
3	54.631	123.4	1:29.361	104.5	32.195	99.0	2:56.187		8	53.603	128.3	1:29.030	108.9	31.936	93.4	2:54.569	
4	53.901	119.6	1:29.648	100.8	32.126	99.8	2:55.675		9	55.401	113.4	1:28.412	100.9	34.234	94.8	2:58.047	
5	1:03.189	110.2	1:31.048	105.0	In		3:18.519	P	10								

33 J. Waggitt / P. Needham (SRE) — Lenham P69

lap	Sect-1	Speed	Sect-2	Speed	Sect-3	Speed	Laptime	Pit	lap	Sect-1	Speed	Sect-2	Speed	Sect-3	Speed	Laptime	Pit
1	58.467	104.5	1:31.312	103.9	32.012	99.9	3:01.791		6	51.695	121.6	1:26.950	110.9	30.554	104.9	2:49.199	
2	54.629	118.6	1:30.633	110.7	32.060	103.7	2:57.322		7	51.778	123.1	1:25.901	108.6	31.370	106.6	2:49.049	
3	55.185	118.4	1:28.123	107.0	32.357	97.4	2:55.665		8	51.373	122.0	1:23.831	110.7	30.342	108.9	2:45.546	
4	54.496	116.1	1:29.388	106.7	In		3:08.907	P	9	51.261	122.5	1:21.387	113.6	30.811	111.1	2:43.459	
5	Out	117.9	1:28.608	113.4	30.466	103.1	4:48.127	P	10	50.182	125.2	1:22.419	113.7	30.015	103.9	2:42.616	

34 James Schryver (SRD) — Chevron B8

lap	Sect-1	Speed	Sect-2	Speed	Sect-3	Speed	Laptime	Pit	lap	Sect-1	Speed	Sect-2	Speed	Sect-3	Speed	Laptime	Pit
1	57.572	110.6	1:27.998	92.8	32.640	100.9	2:58.210		6	Out	113.4	1:28.007	88.2	33.815	92.8	7:09.172	P
2	53.094	115.7	1:26.269	98.5	31.833	101.3	2:51.196		7	54.109	120.3	1:26.060	103.4	30.824	103.6	2:50.993	
3	53.714	125.4	1:24.819	102.0	31.846	102.6	2:50.379		8	53.250	114.7	1:25.521	102.3	30.901	107.5	2:49.672	
4	52.232	120.5	1:24.444	106.4	30.963	100.9	2:47.639		9	52.373	123.8	1:23.466	106.5	30.516	108.0	2:46.355	
5	1:47.926	86.9	1:36.431	79.9	In		4:04.299	P	10								

38 P. Ugo / B. Rushworth (SRD) — Chevron B8

lap	Sect-1	Speed	Sect-2	Speed	Sect-3	Speed	Laptime	Pit	lap	Sect-1	Speed	Sect-2	Speed	Sect-3	Speed	Laptime	Pit
1	1:04.291	104.9	1:46.760	80.6	36.223	90.5	3:27.274		6	Out	118.4	1:35.725	107.4	30.874	105.2	5:42.281	P
2	57.682	107.2	1:36.899	92.9	33.398		3:07.979		7	51.909	119.0	1:24.660	113.7	35.167	103.4	2:51.736	
3	54.718	121.1	1:31.148	100.6	32.299		2:58.165		8	51.358	118.8	1:24.053	117.7	30.405	107.8	2:45.816	
4	55.376	105.5	1:39.309	96.0	35.148		3:09.833		9	51.659	127.6	1:23.566	113.4	31.173	103.7	2:46.398	
5	1:00.560	110.7	1:32.965	102.0	In		3:14.865	P	10								

41 Brian Casey (SRE) — Lenham P69

lap	Sect-1	Speed	Sect-2	Speed	Sect-3	Speed	Laptime	Pit	lap	Sect-1	Speed	Sect-2	Speed	Sect-3	Speed	Laptime	Pit
1	1:02.766	98.5	1:45.414	75.3	In		3:31.741	P	5	1:02.351	107.9	1:34.120	95.2	34.542	86.3	3:11.013	
2	Out	94.1	1:48.428	72.7	In		5:09.329	P	6	56.793	110.7	1:29.717	96.1	33.749	94.1	3:00.259	
3	Out	99.3	1:34.142	91.4	36.024	85.0	10:09.466	P	7	56.731	108.4	1:30.084	98.0	33.433	90.1	3:00.248	
4	58.084	115.7	1:34.637	96.1	34.381	80.8	3:07.102		8								

44 S. Watson / M. O'Connell (SRE) — Chevron B8

lap	Sect-1	Speed	Sect-2	Speed	Sect-3	Speed	Laptime	Pit	lap	Sect-1	Speed	Sect-2	Speed	Sect-3	Speed	Laptime	Pit
1	54.612	121.6	1:27.236	101.5	31.798	106.8	2:53.646		3	50.692	131.3	1:21.875	109.1	30.299	108.0	2:42.866	
2	52.134	127.1	1:23.730	106.7	30.534	111.7	2:46.398		4	52.057	126.4	1:30.344	87.8	In		3:04.317	P

45 G. Dodd / J. Dodd (SRD) — Ginetta G16

lap	Sect-1	Speed	Sect-2	Speed	Sect-3	Speed	Laptime	Pit	lap	Sect-1	Speed	Sect-2	Speed	Sect-3	Speed	Laptime	Pit
1	1:09.848	74.5	1:38.699	73.3	In		3:32.832	P	5	53.790	111.3	1:24.273	96.3	30.765	107.6	2:48.828	
2	Out	116.9	1:27.200	97.0	31.562	105.4	4:53.556	P	6	51.569	124.5	1:22.741	103.6	30.134	110.9	2:44.444	
3	52.294	115.9	1:25.584	105.2	30.529	107.6	2:48.407		7	56.338	93.7	1:36.648	77.9	In		3:15.735	P
4	53.094	125.2	1:23.705	101.5	30.916	108.7	2:47.715		8								

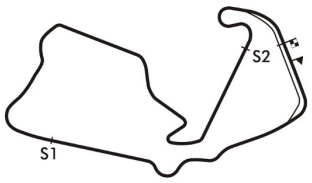

Session Start: 09:00:16 - Finish: 09:30:19
Weather/Track Conditions: Cloudy / Damp
Circuit: Silverstone Historic Grand Prix
Track Length: 5.857 Km - 3.6394 miles
Printed: 17-06-2018 - 09:35

Silverstone International Trophy - 16 - 17 Jun 2018

HSCC Guards Trophy supported by Dunlop Tyres

Qualifying for Race 14 - Sector Analysis

49 M. Schryver/S. Hadfield (SRD) — Chevron B6

lap	Sect-1	Speed	Sect-2	Speed	Sect-3	Speed	Laptime	Pit	lap	Sect-1	Speed	Sect-2	Speed	Sect-3	Speed	Laptime	Pit
1	54.749	127.3	1:23.848	113.2	30.724	104.1	2:49.321		6	53.525	118.6	1:23.401	109.5	30.789	105.7	2:47.715	
2	52.353	130.8	1:24.198	110.9	31.139	99.9	2:47.690		7	51.587	131.1	1:23.192	109.8	In		3:00.207	P
3	52.551	129.6	1:23.342	111.3	30.791	105.7	2:46.684		8	Out	126.1	1:30.041	89.2	33.643	99.3	4:05.135	P
4	52.007	129.8	1:23.996	107.2	31.368	105.2	2:47.371		9	54.443	113.0	1:29.086	96.4	33.168	102.4	2:56.697	
5	51.622	127.1	1:23.875	116.1	30.804	104.6	2:46.301		10	55.588	107.5	1:27.904	95.7	32.378	95.0	2:55.870	

58 Oliver Ford (A) — Lotus Elan

lap	Sect-1	Speed	Sect-2	Speed	Sect-3	Speed	Laptime	Pit	lap	Sect-1	Speed	Sect-2	Speed	Sect-3	Speed	Laptime	Pit
1	1:01.438	96.4	1:37.708	84.5	33.914	97.0	3:13.060		6	Out	104.5	1:33.619	99.3	32.919	93.8	5:10.704	P
2	58.804	106.9	1:31.362	95.2	33.106	99.3	3:03.272		7	57.010	105.5	1:30.670	103.1	32.187	100.6	2:59.867	
3	56.695	108.2	1:30.679	100.9	32.618	94.9	2:59.992		8	55.771	113.6	1:28.777	106.0	31.674	98.6	2:56.222	
4	58.262	115.1	1:30.110	100.2	32.298	95.9	3:00.670		9	54.551	119.4	1:27.644	104.7	31.202	102.4	2:53.397	
5	57.169	114.9	3:36.135	87.3	In		5:14.611	P	10								

60 Andrew Hayden (C) — Austin Healey 3000 Mk3

lap	Sect-1	Speed	Sect-2	Speed	Sect-3	Speed	Laptime	Pit	lap	Sect-1	Speed	Sect-2	Speed	Sect-3	Speed	Laptime	Pit
1	1:04.191	105.0	1:40.874	86.7	36.228	91.9	3:21.293		5	58.787	114.1	1:36.838	99.0	34.841	91.6	3:10.466	
2	57.835	109.3	1:35.498	100.5	35.388	90.5	3:08.721		6	56.922	119.2	1:48.579	81.9	In		3:31.076	P
3	57.051	115.3	1:33.943	94.7	35.973	90.1	3:06.967		7	Out	111.3	1:35.517	96.1	35.189	94.8	9:31.354	P
4	57.933	114.3	1:32.726	101.1	35.207	94.0	3:05.866		8	57.557	110.9	1:34.351	93.2	35.029	91.3	3:06.937	

63 R. Jack/P. Jack (A) — Lotus Elan

lap	Sect-1	Speed	Sect-2	Speed	Sect-3	Speed	Laptime	Pit	lap	Sect-1	Speed	Sect-2	Speed	Sect-3	Speed	Laptime	Pit
1	1:03.949	93.5	1:40.283	80.1	36.199	86.1	3:20.431		6	Out	90.4	1:49.939	87.3	36.883	88.0	5:03.245	P
2	1:01.385	94.3	1:41.356	94.8	34.553	87.7	3:17.294		7	1:00.487	108.8	1:39.609	99.1	35.375	90.7	3:15.471	
3	1:02.807	98.3	1:37.045	84.9	34.852	89.0	3:14.704		8	58.237	103.7	1:36.737	98.1	35.423	91.2	3:10.397	
4	58.606	102.6	2:03.637	86.9	36.707	84.3	3:38.950		9	59.141	109.5	1:34.815	94.4	35.324	89.6	3:09.280	
5	1:03.439	94.4	1:42.760	88.9	In		3:34.785	P	10								

65 Cliff Gray (A) — Lotus Elan S2

lap	Sect-1	Speed	Sect-2	Speed	Sect-3	Speed	Laptime	Pit	lap	Sect-1	Speed	Sect-2	Speed	Sect-3	Speed	Laptime	Pit
1	1:02.986	97.1	1:40.695	87.3	36.310	84.3	3:19.991		6	1:00.274	108.9	1:35.259	96.6	35.531	90.8	3:11.064	
2	1:01.856	98.0	1:39.118	95.7	35.693	86.0	3:16.667		7	59.318	113.2	1:36.443	95.1	34.979	90.3	3:10.740	
3	58.802	111.8	1:36.325	91.6	34.890	87.1	3:10.017		8	1:01.004	111.8	1:34.119	99.7	35.513	88.0	3:10.636	
4	1:00.821	99.4	1:36.541	86.8	35.682	84.2	3:13.044		9	58.288	116.3	1:31.921	102.5	33.396	93.4	3:03.605	
5	1:00.404	105.7	1:35.539	94.3	34.694	91.3	3:10.637		10	1:03.009	113.7	1:32.095	105.5	33.268	94.8	3:08.372	

66 Ben Adams (SRA) — Lola Mk1

lap	Sect-1	Speed	Sect-2	Speed	Sect-3	Speed	Laptime	Pit	lap	Sect-1	Speed	Sect-2	Speed	Sect-3	Speed	Laptime	Pit
1	1:01.062	103.4	1:35.700	96.6	32.742	97.9	3:09.504		6	56.871	78.7	1:31.826	107.2	31.723	100.3	3:00.420	
2	55.971	114.1	1:29.335	100.9	32.700	98.6	2:58.006		7	53.799	115.3	1:25.248	109.3	31.688	94.9	2:50.735	
3	55.757	115.9	1:27.700	104.7	32.154	97.4	2:55.611		8	54.083	116.1	1:26.681	107.4	31.282	99.6	2:52.046	
4	54.549	116.5	1:27.186	105.8	32.008	97.9	2:53.743		9	53.072	118.4	1:28.525	108.2	32.315	99.0	2:53.912	
5	1:00.169	112.8	1:28.504	104.4	31.721	97.3	3:00.394		10	53.718	116.1	1:26.313	108.4	31.064	100.9	2:51.095	

68 Marc Gordon (C) — Jaguar XK150

lap	Sect-1	Speed	Sect-2	Speed	Sect-3	Speed	Laptime	Pit	lap	Sect-1	Speed	Sect-2	Speed	Sect-3	Speed	Laptime	Pit
1	1:02.462	100.2	1:42.657	74.2	36.529	86.1	3:21.648		6	57.660	102.9	1:34.110	88.7	34.751	91.5	3:06.521	
2	58.663	110.7	1:48.698	86.5	34.845	90.6	3:22.206		7	57.434	105.0	1:34.077	89.2	34.240	94.5	3:05.751	
3	1:00.574	90.7	1:37.177	87.8	34.788	94.5	3:12.539		8	58.139	106.7	1:35.319	86.8	34.860	91.5	3:08.318	
4	58.312	98.0	1:36.687	82.8	35.337	91.2	3:10.336		9	57.756	100.9	1:33.588	85.3	34.670	92.2	3:06.014	
5	59.557	97.1	1:39.686	90.9	34.903	90.7	3:14.146		10								

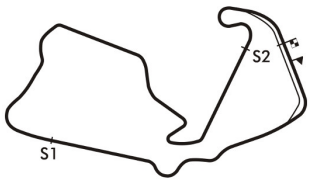

Session Start: 09:00:16 - Finish: 09:30:19
Weather/Track Conditions: Cloudy / Damp
Circuit: Silverstone Historic Grand Prix
Track Length: 5.857 Km - 3.6394 miles
Printed: 17-06-2018 - 09:35

Silverstone International Trophy - 16 - 17 Jun 2018

HSCC Guards Trophy supported by Dunlop Tyres

Qualifying for Race 14 - Sector Analysis

74 P. Aylett/S. Farrall (A) — Diva GT

lap	Sect-1	Speed	Sect-2	Speed	Sect-3	Speed	Laptime	Pit	lap	Sect-1	Speed	Sect-2	Speed	Sect-3	Speed	Laptime	Pit
1	1:03.340	88.9	1:46.099	77.2	38.055	89.0	3:27.494		6	Out	86.9	1:56.012	82.0	38.729	80.1	5:10.428	P
2	1:01.075	104.4	1:41.762	83.9	37.028	89.0	3:19.865		7	1:02.770	98.7	1:39.244	86.6	38.550	76.3	3:20.564	
3	59.847	108.2	1:38.858	91.1	36.247	90.2	3:14.952		8	1:00.865	110.9	1:36.230	96.1	34.900	90.3	3:11.995	
4	59.635	108.9	1:41.402	90.7	37.077	90.5	3:18.114		9	57.679	112.2	1:35.034	103.2	34.412	87.9	3:07.125	
5	1:03.476	96.0	1:42.842	89.2	In		3:36.012	P	10								

75 Leo Voyazides (D) — Shelby Daytona Cobra

lap	Sect-1	Speed	Sect-2	Speed	Sect-3	Speed	Laptime	Pit	lap	Sect-1	Speed	Sect-2	Speed	Sect-3	Speed	Laptime	Pit
1	56.633	104.5	1:32.169	87.4	33.450	103.7	3:02.252		6	53.813	102.8	1:35.869	96.3	32.236	104.1	3:01.918	
2	55.665	117.1	1:29.923	91.4	33.524	104.6	2:59.112		7	52.578	116.7	1:27.820	99.9	32.179	101.8	2:52.577	
3	55.989	108.1	1:29.812	92.7	33.674	104.2	2:59.475		8	52.855	115.3	1:27.485	96.7	32.857	105.1	2:53.197	
4	55.489	108.9	1:30.267	94.9	33.170	99.8	2:58.926		9	53.187	120.9	1:27.030	100.0	32.078	106.2	2:52.295	
5	55.936	118.6	1:30.368	92.8	33.169	99.9	2:59.473		10	52.479	119.4	1:29.346	101.4	31.927	104.4	2:53.752	

77 Bob Brooks (SRB) — Merlyn Mk6

lap	Sect-1	Speed	Sect-2	Speed	Sect-3	Speed	Laptime	Pit	lap	Sect-1	Speed	Sect-2	Speed	Sect-3	Speed	Laptime	Pit
1	1:01.954	99.0	1:42.357	89.6	34.389	92.6	3:18.700		6	54.447	115.9	1:27.508	95.7	32.332	101.2	2:54.287	
2	54.885	125.9	1:33.259	99.3	33.744	93.7	3:01.888		7	53.409	119.4	1:26.661	108.1	31.992	104.4	2:52.062	
3	55.127	119.0	1:30.267	97.5	33.386	100.1	2:58.780		8	55.591	108.1	1:34.059	93.7	In		3:10.075	P
4	53.261	126.1	1:29.288	100.6	32.410	100.7	2:54.959		9	Out	111.1	1:30.062	100.9	32.687	103.7	5:01.495	P
5	57.752	122.2	1:29.141	96.0	32.602	104.1	2:59.495		10								

90 Josh Barnett (B) — MG B

lap	Sect-1	Speed	Sect-2	Speed	Sect-3	Speed	Laptime	Pit	lap	Sect-1	Speed	Sect-2	Speed	Sect-3	Speed	Laptime	Pit
1	1:01.971	98.8	1:39.127	82.3	36.038	90.2	3:17.136		6	58.889	99.9	1:34.208	94.4	34.439	90.7	3:07.536	
2	1:01.142	101.5	1:35.488	92.7	34.942	89.5	3:11.572		7	58.929	100.6	1:34.786	93.6	34.848	89.8	3:08.563	
3	59.439	100.2	1:34.718	91.7	34.359	88.3	3:08.516		8	1:04.490	92.9	1:34.403	87.8	In		3:18.977	P
4	1:03.945	87.6	1:39.092	91.7	In		3:26.694	P	9	Out	99.6	1:33.343	94.5	34.857	86.3	4:24.805	P
5	Out	77.5	1:36.399	93.1	35.204	89.7	5:07.537	P	10								

97 Ernst Witschi (A) — Lotus Elan S1

lap	Sect-1	Speed	Sect-2	Speed	Sect-3	Speed	Laptime	Pit	lap	Sect-1	Speed	Sect-2	Speed	Sect-3	Speed	Laptime	Pit
1	1:07.416	92.4	1:55.401	64.3	39.559	81.8	3:42.376		3	1:06.943	86.8	1:49.165	68.0	39.209	79.2	3:35.317	
2	1:08.155	78.5	1:49.838	67.4	39.701	83.9	3:37.694		4								

99 Frazer Gibney (SRD) — Chevron B8

lap	Sect-1	Speed	Sect-2	Speed	Sect-3	Speed	Laptime	Pit	lap	Sect-1	Speed	Sect-2	Speed	Sect-3	Speed	Laptime	Pit
1	58.008	96.6	1:31.992	93.2	32.627	91.5	3:02.627		6	56.581	101.5	1:32.856	92.6	32.278	102.6	3:01.715	
2	58.319	110.4	1:30.378	99.9	33.288	102.3	3:01.985		7	54.807	119.8	1:27.878	106.0	32.270	102.4	2:54.955	
3	56.698	113.0	1:30.939	90.1	33.279	100.3	3:00.916		8	55.554	120.1	1:29.712	101.7	32.224	99.5	2:57.490	
4	56.189	104.2	1:31.591	91.8	33.203	98.2	3:00.983		9	53.984	119.2	1:28.629	100.0	32.679	99.8	2:55.292	
5	58.499	115.7	1:28.783	92.6	32.838	97.7	3:00.120		10	55.208	118.4	1:26.678	108.8	32.103	103.2	2:53.989	

106 P. Hewitt/M. Hales (SRD) — Ginetta G16

lap	Sect-1	Speed	Sect-2	Speed	Sect-3	Speed	Laptime	Pit	lap	Sect-1	Speed	Sect-2	Speed	Sect-3	Speed	Laptime	Pit
1							3:10.233		6							2:52.060	
2							3:01.966		7							2:50.371	
3							2:56.095		8							2:49.077	
4							3:13.915		9							2:50.761	
5			In		In		6:01.440	P	10								

107 Vicky Brooks (D) — TVR Griffith

lap	Sect-1	Speed	Sect-2	Speed	Sect-3	Speed	Laptime	Pit	lap	Sect-1	Speed	Sect-2	Speed	Sect-3	Speed	Laptime	Pit
1	1:02.022	100.0	1:39.072	76.7	37.628	84.0	3:18.722		6	55.941	116.1	1:32.248	95.6	33.279	94.9	3:01.468	
2	59.272	100.3	1:39.246	77.7	36.709	88.8	3:15.227		7	56.109	112.6	1:33.163	93.1	35.154	85.4	3:04.426	
3	59.329	105.2	1:44.792	77.1	35.695	92.2	3:19.816		8	56.961	98.4	1:35.642	87.3	34.345	95.6	3:06.948	
4	56.661	113.2	1:35.061	87.5	34.207	89.8	3:05.929		9	54.771	111.3	1:30.074	94.8	33.352	91.5	2:58.197	
5	58.576	91.6	1:34.978	86.5	34.909	88.9	3:08.463		10	57.043	107.9	1:31.542	90.4	34.357	85.9	3:02.942	

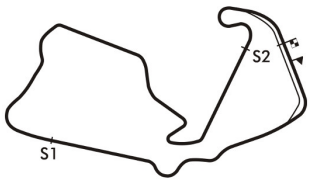

Session Start: 09:00:16 - Finish: 09:30:19
Weather/Track Conditions: Cloudy / Damp
Circuit: Silverstone Historic Grand Prix
Track Length: 5.857 Km - 3.6394 miles
Printed: 17-06-2018 - 09:35

Silverstone International Trophy - 16 - 17 Jun 2018

HSCC Guards Trophy supported by Dunlop Tyres

Qualifying for Race 14 - Sector Analysis

125	P. Illingworth/S. Illingworth (INV)								MG B								
lap	Sect-1	Speed	Sect-2	Speed	Sect-3	Speed	Laptime	Pit	lap	Sect-1	Speed	Sect-2	Speed	Sect-3	Speed	Laptime	Pit
1	1:02.993	99.7	1:40.053	94.9	34.365	88.3	3:17.411		5	Out	78.3	1:51.816	72.5	39.301	82.5	6:37.178	P
2	58.938	104.2	1:34.747	97.4	33.267	88.8	3:06.952		6	1:10.627	81.8	1:50.999	76.8	39.276	88.2	3:40.902	
3	59.003	101.2	1:34.361	92.3	34.804	87.1	3:08.168		7	1:06.315	83.4	1:47.983	80.6	38.384	87.7	3:32.682	
4	59.316	107.0	1:36.009	75.6	In		3:19.729	P	8	1:05.123	95.5	1:43.298	76.5	39.036	85.9	3:27.457	

144	W. Walker/R. Stewart (SRD)								Elfin 300								
lap	Sect-1	Speed	Sect-2	Speed	Sect-3	Speed	Laptime	Pit	lap	Sect-1	Speed	Sect-2	Speed	Sect-3	Speed	Laptime	Pit
1	1:01.174	94.9	1:35.454	100.3	34.066	98.9	3:10.694		5	1:15.705	82.1	1:55.251	73.4	40.865	79.6	3:51.821	
2	55.418	111.8	1:30.284	90.0	34.438	82.7	3:00.140		6	1:10.557	76.4	1:48.910	68.8	39.747	71.5	3:39.214	
3	1:08.103	85.6	1:42.710	90.7	In		3:50.797	P	7	1:08.663	77.5	1:46.395	83.5	37.621	72.4	3:32.679	
4	Out	54.7	2:08.133	63.8	44.689	77.4	8:32.578	P	8								

192	J. Thomas/C. Lockie (SRD)								Chevron B8								
lap	Sect-1	Speed	Sect-2	Speed	Sect-3	Speed	Laptime	Pit	lap	Sect-1	Speed	Sect-2	Speed	Sect-3	Speed	Laptime	Pit
1	56.989	117.5	1:29.255	97.8	33.604	95.3	2:59.848		6	54.663	88.8	1:36.240	99.4	In		3:11.091	P
2	54.229	117.1	1:26.322	101.8	31.785	93.4	2:52.336		7	Out	119.6	1:29.966	100.3	32.280	96.1	4:38.051	P
3	55.018	113.4	1:26.985	103.7	31.424	97.6	2:53.427		8	55.795	119.2	1:27.653	104.4	32.299	99.6	2:55.747	
4	53.912	115.5	1:26.438	100.5	31.677	98.6	2:52.027		9	54.328	125.9	1:26.353	107.7	30.956	102.3	2:51.637	
5	57.295	117.1	1:26.452	106.4	31.290	98.0	2:55.037		10	53.236	121.6	1:24.860	108.6	31.009	103.7	2:49.105	

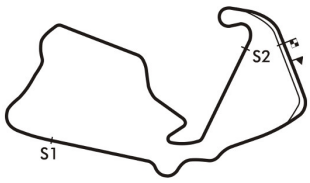

Session Start: 09:00:16 - Finish: 09:30:19
Weather/Track Conditions: Cloudy / Damp
Circuit: Silverstone Historic Grand Prix
Track Length: 5.857 Km - 3.6394 miles
Printed: 17-06-2018 - 09:35

Silverstone International Trophy - 16 - 17 Jun 2018

HSCC Guards Trophy supported by Dunlop Tyres

Qualifying for Race 14 - Best Sector Times

	SECTOR 1			SECTOR 2			SECTOR 3		
	NO	TIME	LAP	NO	TIME	LAP	NO	TIME	LAP
1	33	50.182	10	33	1:21.387	9	33	30.015	10
2	44	50.692	3	44	1:21.875	3	45	30.134	6
3	25	51.109	10	45	1:22.741	6	25	30.221	10
4	38	51.358	8	49	1:23.192	7	22	30.231	9
5	45	51.569	6	25	1:23.436	10	44	30.299	3
6	49	51.587	7	34	1:23.466	9	38	30.405	8
7	34	52.232	4	38	1:23.566	9	34	30.516	9
8	14	52.459	8	6	1:24.196	10	49	30.724	1
9	75	52.479	10	22	1:24.350	10	16	30.798	10
10	22	52.514	10	192	1:24.860	10	192	30.956	9
11	6	52.747	10	66	1:25.248	7	66	31.064	10
12	66	53.072	9	14	1:26.296	8	58	31.202	9
13	192	53.236	10	16	1:26.461	10	6	31.317	10
14	77	53.261	4	77	1:26.661	7	14	31.408	8
15	23	53.540	9	99	1:26.678	10	1	31.714	8
16	29	53.587	7	75	1:27.030	9	29	31.715	7
17	24	53.933	10	23	1:27.294	9	75	31.927	10
18	99	53.984	9	58	1:27.644	9	77	31.992	7
19	16	53.994	10	29	1:28.193	7	99	32.103	10
20	1	54.251	10	1	1:28.497	8	23	32.659	9
21	58	54.551	9	41	1:29.717	6	24	32.783	8
22	107	54.771	9	24	1:29.876	7	125	33.267	2
23	144	55.418	2	107	1:30.074	9	65	33.268	10
24	41	56.731	7	144	1:30.284	2	107	33.279	6
25	60	56.922	6	65	1:31.921	9	41	33.433	7
26	68	57.434	7	60	1:32.726	4	144	34.066	1
27	74	57.679	9	90	1:33.343	9	68	34.240	7
28	63	58.237	8	68	1:33.588	9	90	34.359	3
29	65	58.288	9	125	1:34.361	3	74	34.412	9
30	19	58.695	8	63	1:34.815	9	63	34.553	2
31	90	58.889	6	74	1:35.034	9	60	34.841	5
32	125	58.938	2	19	1:38.537	8	19	35.774	7
33	97	1:06.943	3	97	1:49.165	3	97	39.209	3
34	106			106			106		

IDEAL / BEST LAP COMPARISON

NO	NAME	BEST	IN	IDEAL	DIFF
33	J. Waggitt/P. Needh	2:42.616	10	2:41.584	+1.032
44	S. Watson/M. O'Cor	2:42.866	3	2:42.866	+0.000
45	G. Dodd/J. Dodd	2:44.444	6	2:44.444	+0.000
25	A. Hibberd/M. Griffit	2:44.766	10	2:44.766	+0.000
38	P. Ugo/B. Rushw ort	2:45.816	8	2:45.329	+0.487
49	M. Schryver/S. Hadf	2:46.301	5	2:45.503	+0.798
34	James Schryver	2:46.355	9	2:46.214	+0.141
22	S. Roach/S. Wilson	2:47.705	10	2:47.095	+0.610
6	N. Thompson/S. Mc	2:48.260	10	2:48.260	+0.000
106	P. Hew itt/M. Hales	2:49.077	8		+
192	J. Thomas/C. Lockie	2:49.105	10	2:49.052	+0.053
14	John Spiers	2:50.163	8	2:50.163	+0.000
66	Ben Adams	2:50.735	7	2:49.384	+1.351
16	Phillip Nelson	2:51.253	10	2:51.253	+0.000
77	Bob Brooks	2:52.062	7	2:51.914	+0.148
75	Leo Voyazides	2:52.295	9	2:51.436	+0.859
58	Oliver Ford	2:53.397	9	2:53.397	+0.000
23	Darren Wilson	2:53.493	9	2:53.493	+0.000
29	Nick Fennell	2:53.495	7	2:53.495	+0.000
99	Frazer Gibney	2:53.989	10	2:52.765	+1.224
1	John Davison	2:54.651	8	2:54.462	+0.189
107	Vicky Brooks	2:58.197	9	2:58.124	+0.073
24	Nick Pancisi	2:58.252	8	2:56.592	+1.660
144	W. Walker/R. Stew a	3:00.140	2	2:59.768	+0.372
41	Brian Casey	3:00.248	7	2:59.881	+0.367
65	Cliff Gray	3:03.605	9	3:03.477	+0.128
68	Marc Gordon	3:05.751	7	3:05.262	+0.489
60	Andrew Hayden	3:05.866	4	3:04.489	+1.377
125	P. Illingw orth/S. Illing	3:06.952	2	3:06.566	+0.386
74	P. Aylett/S. Farrall	3:07.125	9	3:07.125	+0.000
90	Josh Barnett	3:07.536	6	3:06.591	+0.945
63	R. Jack/P. Jack	3:09.280	9	3:07.605	+1.675
19	A. Somerton/M. Astl	3:13.773	8	3:13.006	+0.767
97	Ernst Witschi	3:35.317	3	3:35.317	+0.000

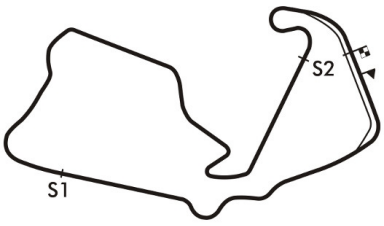

Session Start: 09:00:16 - Finish: 09:30:19
Weather/Track Conditions: Cloudy / Damp
Circuit: Silverstone Historic Grand Prix
Track Length: 5.857 Km - 3.6394 miles

Printed: 17-06-2018 - 09:36

Silverstone International Trophy - 16 - 17 Jun 2018

HSCC Guards Trophy supported by Dunlop Tyres

Qualifying for Race 14 - Best Sector Speeds

	NO	SECTOR 1	MPH	NO	SECTOR 2	MPH	NO	SECTOR 3	MPH
1	25	A. Hibberd/M. Griffiths	131.6	38	P. Ugo/B. Rushworth	117.7	44	S. Watson/M. O'Connell	111.7
2	44	S. Watson/M. O'Connell	131.3	49	M. Schryver/S. Hadfield	116.1	33	J. Waggitt/P. Needham	111.1
3	49	M. Schryver/S. Hadfield	131.1	33	J. Waggitt/P. Needham	113.7	45	G. Dodd/J. Dodd	110.9
4	14	John Spiers	130.1	14	John Spiers	111.8	22	S. Roach/S. Wilson	108.3
5	22	S. Roach/S. Wilson	128.6	25	A. Hibberd/M. Griffiths	110.4	34	James Schryver	108.0
6	29	Nick Fennell	128.3	16	Phillip Nelson	109.8	38	P. Ugo/B. Rushworth	107.8
7	38	P. Ugo/B. Rushworth	127.6	22	S. Roach/S. Wilson	109.8	6	N. Thompson/S. McClurg	107.1
8	6	N. Thompson/S. McClurg	126.9	66	Ben Adams	109.3	25	A. Hibberd/M. Griffiths	106.4
9	77	Bob Brooks	126.1	44	S. Watson/M. O'Connell	109.1	75	Leo Voyazides	106.2
10	192	J. Thomas/C. Lockie	125.9	23	Darren Wilson	108.9	49	M. Schryver/S. Hadfield	105.7
11	34	James Schryver	125.4	29	Nick Fennell	108.9	77	Bob Brooks	104.4
12	33	J. Waggitt/P. Needham	125.2	99	Frazer Gibney	108.8	192	J. Thomas/C. Lockie	103.7
13	45	G. Dodd/J. Dodd	125.2	192	J. Thomas/C. Lockie	108.6	16	Phillip Nelson	103.2
14	23	Darren Wilson	125.0	77	Bob Brooks	108.1	99	Frazer Gibney	103.2
15	24	Nick Pancisi	123.6	24	Nick Pancisi	107.9	14	John Spiers	102.9
16	16	Phillip Nelson	120.9	6	N. Thompson/S. McClurg	106.5	29	Nick Fennell	102.9
17	75	Leo Voyazides	120.9	34	James Schryver	106.5	58	Oliver Ford	102.4
18	99	Frazer Gibney	120.1	58	Oliver Ford	106.0	66	Ben Adams	100.9
19	58	Oliver Ford	119.4	65	Cliff Gray	105.5	144	W. Walker/R. Stewart	98.9
20	60	Andrew Hayden	119.2	45	G. Dodd/J. Dodd	105.2	23	Darren Wilson	98.5
21	1	John Davison	118.8	1	John Davison	105.0	1	John Davison	97.6
22	66	Ben Adams	118.4	74	P. Aylett/S. Farrall	103.2	24	Nick Pancisi	95.6
23	65	Cliff Gray	116.3	75	Leo Voyazides	101.4	107	Vicky Brooks	95.6
24	107	Vicky Brooks	116.1	60	Andrew Hayden	101.1	60	Andrew Hayden	94.8
25	41	Brian Casey	115.7	144	W. Walker/R. Stewart	100.3	65	Cliff Gray	94.8
26	74	P. Aylett/S. Farrall	112.2	63	R. Jack/P. Jack	99.1	68	Marc Gordon	94.5
27	144	W. Walker/R. Stewart	111.8	41	Brian Casey	98.0	41	Brian Casey	94.1
28	68	Marc Gordon	110.7	125	P. Illingworth/S. Illingworth	97.4	19	A. Somerton/M. Astley	93.7
29	63	R. Jack/P. Jack	109.5	107	Vicky Brooks	95.6	63	R. Jack/P. Jack	91.2
30	125	P. Illingworth/S. Illingworth	107.0	90	Josh Barnett	94.5	90	Josh Barnett	90.7
31	19	A. Somerton/M. Astley	104.5	19	A. Somerton/M. Astley	91.1	74	P. Aylett/S. Farrall	90.5
32	90	Josh Barnett	101.5	68	Marc Gordon	90.9	125	P. Illingworth/S. Illingworth	88.8
33	97	Ernst Witschi	92.4	97	Ernst Witschi	68.0	97	Ernst Witschi	83.9
34	106	P. Hewitt/M. Hales	0.0	106	P. Hewitt/M. Hales	0.0	106	P. Hewitt/M. Hales	0.0

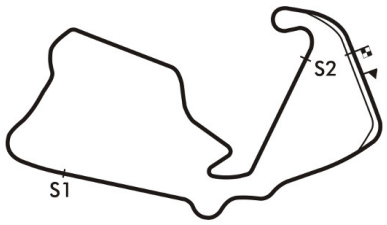

Session Start: 09:00:16 - Finish: 09:30:19
Weather/Track Conditions: Cloudy / Damp
Circuit: Silverstone Historic Grand Prix
Track Length: 5.857 Km - 3.6394 miles

Printed: 17-06-2018 - 09:36

Silverstone International Trophy - 16 - 17 Jun 2018

HSCC Guards Trophy supported by Dunlop Tyres

Race 14 - Starting Grid

Sheet No:

Start Time : 16:20 - Heat Duration : 45 Minutes

ROW							
17	34	97	Ernst Witschi	33	19	A. Somerton/M. Astley	
16	32	63	R. Jack/P. Jack	31	90	Josh Barnett	
15	30	74	P. Aylett/S. Farrall	29	125	P. Illingworth/S. Illingworth	
14	28	60	Andrew Hayden	27	68	Marc Gordon	
13	26	65	Cliff Gray	25	41	Brian Casey	
12	24	144	W. Walker/R. Stewart	23	24	Nick Pancisi	
11	22	107	Vicky Brooks	21	1	John Davison	
10	20	99	Frazer Gibney	19	29	Nick Fennell	
9	18	23	Darren Wilson	17	58	Oliver Ford	
8	16	75	Leo Voyazides	15	77	Bob Brooks	
7	14	16	Phillip Nelson	13	66	Ben Adams	
6	12	14	John Spiers	11	192	J. Thomas/C. Lockie	
5	10	106	P. Hewitt/M. Hales	9	6	N. Thompson/S. McClurg	
4	8	22	S. Roach/S. Wilson	7	34	James Schryver	
3	6	49	M. Schryver/S. Hadfield	5	38	P. Ugo/B. Rushworth	
2	4	25	A. Hibberd/M. Griffiths	3	45	G. Dodd/J. Dodd	
1	2	44	S. Watson/M. O'Connell	1	33	J. Waggitt/P. Needham	

Pole Left

Car 106 requires a working transponder - Regulation Q12.2.1 refers.

Circuit: Silverstone Historic Grand Prix
Track Length: 5.857 Km - 3.6394 miles

These results are provisional until the conclusion of any judicial and technical matters.

Clerk of the Course:	Timekeeper:	Issued at:
Julian Floyd		

MST

Printed : 17-06-2018 - 09:35

Silverstone International Trophy - 16 - 17 Jun 2018

HSCC Guards Trophy supported by Dunlop Tyres

Race 14 - Classification

Sheet No:

POS	NO	DRIVER/S	CLASS	CLASS POS	CAR MAKE / MODEL	TIME	LAPS	GAP	DIFF	MPH	BEST	ON
1	44	Martin O'Connnell	SRE	1	Chevron B8	45:06.514	19	-- 19 laps		91.98	2:15.429	2
2	38	Paul Ugo-Ben Rushworth	SRD	1	Chevron B8	46:24.093	19	1:17.579	1:17.579	89.41	2:17.248	18
3	34	James Schryver	SRD	2	Chevron B8	46:36.829	19	1:30.315	12.736	89.01	2:20.111	15
4	49	Michael Schryver-Simon Hadfield	SRD	3	Chevron B6	46:42.582	19	1:36.068	5.753	88.82	2:17.767	9
5	192	Julian Thomas-Callum Lockie	SRD	4	Chevron B8	46:49.334	19	1:42.820	6.752	88.61	2:18.925	10
6	16	Phillip Nelson	SRD	5	Chevron B8	47:27.643	19	2:21.129	38.309	87.41	2:22.638	18
7	29	Nick Fennell	SRB	1	Lotus 23B	45:10.789	18	-- 18 laps	7.689	86.99	2:22.238	18
8	14	John Spiers	D	1	TVR Griffith	45:16.512	18	5.723	5.723	86.81	2:22.906	12
9	99	Frazer Gibney	SRD	6	Chevron B8	45:20.590	18	9.801	4.078	86.68	2:22.646	18
10	6	Nick Thompson-Sean McClurg	SRD	7	Chevron B6	45:23.864	18	13.075	3.274	86.58	2:22.534	18
11	24	Nick Pancisi	SRC	1	Elva Mk7S	45:54.544	18	43.755	30.680	85.61	2:25.245	15
12	1	John Davison	A	1	Lotus Elan 26R	45:55.378	18	44.589	0.834	85.59	2:26.211	9
13	41	Brian Casey	SRE	2	Lenham P69	46:19.272	18	1:08.483	23.894	84.85	2:23.445	11
14	33	Jon Waggitt-Peter Needham	SRE	3	Lenham P69	46:35.945	18	1:25.156	16.673	84.34	2:19.963	18
15	23	Darren Wilson	SRB	2	Lotus 23B	46:41.306	18	1:30.517	5.361	84.18	2:26.982	17
16	58	Oliver Ford	A	2	Lotus Elan	47:10.117	18	1:59.328	28.811	83.33	2:30.012	9
17	66	Ben Adams	SRA	1	Lola Mk1	48:05.427	18	2:54.638	55.310	81.73	2:28.959	6
18	107	Vicky Brooks	D	2	TVR Griffith	45:37.616	17	-- 17 laps	2.549	81.36	2:31.636	15
19	106	Peter Hewitt-Mark Hales	SRD	8	Ginetta G16	46:31.566	17	53.950	53.950	79.78	2:23.784	12
20	77	Bob Brooks	SRB	3	Merlyn Mk6	47:01.505	17	1:23.889	29.939	78.94	2:25.788	17
21	65	Cliff Gray	A	3	Lotus Elan S2	47:38.696	17	2:01.080	37.191	77.91	2:38.318	13
22	60	Andrew Hayden	C	1	Austin Healey 3000 Mk3	47:41.928	17	2:04.312	3.232	77.82	2:40.680	9
23	19	Andrew Somerton-Martyn Astley	A	4	Lotus Elan S1	45:42.192	16	-- 16 laps	41.590	76.44	2:38.912	14
24	63	Roderick Jack-Patrick Jack	A	5	Lotus Elan	45:44.790	16	2.598	2.598	76.37	2:38.621	13
25	74	Peter Aylett-Steven Farrall	A	6	Diva GT	46:22.016	16	39.824	37.226	75.35	2:45.342	13
26	90	Josh Barnett	B	1	MG B	46:29.013	16	46.821	6.997	75.16	2:46.693	15
27	125	Peter Illingworth-Samuel Illingworth	INV	1	MG B	46:55.659	15	-- 15 laps	3:15.618	69.79	2:45.476	8
28	97	Ernst Witschi	A	7	Lotus Elan S1	47:04.482	14	-- 14 laps	3:08.820	64.94	3:12.278	11
		---------- NOT CLASSIFIED ----------										
DNF	25	Andrew Hibberd-Miles Griffiths	SRB		Lotus 23B	33:05.420	13	-- 13 laps		85.79	2:23.087	6
DNF	144	William Walker-Randal Stewart	SRD		Elfin 300	29:41.685	11	-- 11 laps	1:49.728	80.88	2:28.214	6
DNC	22	Stuart Roach-Sam Wilson	SRB		Elva Mk7	47:10.547	10	-- 10 laps	19:59.29	46.29	2:22.282	3
DNF	45	Graeme Dodd-James Dodd	SRD		Ginetta G16	16:55.402	7	-- 7 laps --		90.32	2:19.756	6
DNF	68	Marc Gordon	C		Jaguar XK150	14:03.841	5	-- 5 laps --	2:10.447	77.63	2:46.049	3
DNF	75	Leo Voyazides	D		Shelby Daytona Cobra							

---------- FASTEST LAP SUMMARY ----------

NO	DRIVER/S	CLASS	CAR MAKE / MODEL	FASTEST LAP	ON	MPH
44	Martin O'Connell	SRE	Chevron B8	2:15.429	2	96.74
38	P. Ugo/B. Rushworth	SRD	Chevron B8	2:17.248	18	95.46
29	Nick Fennell	SRB	Lotus 23B	2:22.238	18	92.11
14	John Spiers	D	TVR Griffith	2:22.906	12	91.68
24	Nick Pancisi	SRC	Elva Mk7S	2:25.245	15	90.20
1	John Davison	A	Lotus Elan 26R	2:26.211	9	89.61
66	Ben Adams	SRA	Lola Mk1	2:28.959	6	87.96
60	Andrew Hayden	C	Austin Healey 3000 Mk3	2:40.680	9	81.54
125	P. Illingworth/S. Illingworth	INV	MG B	2:45.476	8	79.18
90	Josh Barnett	B	MG B	2:46.693	15	78.60

Cars 49,66,97,107,125 & 192 - 30 second penalty, pit stop outside of pit window, final instruction 32 refers.
Car 106 - transponder did not work - please check subscription.

Session Start: 16:27:44 - Finish: 17:12:50
Weather/Track Conditions: Cloudy / Dry
Circuit: Silverstone Historic Grand Prix
Track Length: 5.857 Km - 3.6394 miles

These results are provisional until the conclusion of any judicial and technical matters.

Clerk of the Course:	Timekeeper:	Issued at:
Julian Floyd		

MST

Printed: 17-06-2018 - 17:16

Silverstone International Trophy - 16 - 17 Jun 2018

HSCC Guards Trophy supported by Dunlop Tyres

Race 14 - Sector Analysis

1	John Davison (A)								Lotus Elan 26R								
lap	Sect-1	Speed	Sect-2	Speed	Sect-3	Speed	Laptime	Pit	lap	Sect-1	Speed	Sect-2	Speed	Sect-3	Speed	Laptime	Pit
1		128.1	1:15.988	121.1	27.704	110.3	2:37.996		10	46.064	127.6	1:12.844	122.0	In		2:29.640	P
2	46.711	129.1	1:13.267	121.6	28.035	112.2	2:28.013		11	Out	127.1	1:13.172	120.5	27.738	112.4	3:48.609	P
3	46.227	127.8	1:13.347	120.3	27.578	113.2	2:27.152		12	46.071	127.3	1:13.112	120.3	27.669	113.2	2:26.852	
4	46.172	128.1	1:14.961	115.7	28.049	113.2	2:29.182		13	46.362	127.1	1:13.562	117.5	29.074	112.0	2:28.998	
5	46.620	128.3	1:14.313	119.0	27.801	114.6	2:28.734		14	46.453	126.6	1:13.226	121.6	27.808	114.0	2:27.487	
6	47.511	128.8	1:13.332	122.7	27.915	114.8	2:28.758		15	46.404	127.3	1:12.748	121.1	27.653	112.0	2:26.805	
7	47.248	126.6	1:14.479	121.6	27.784	113.6	2:29.511		16	46.285	125.0	1:12.920	119.6	27.629	114.0	2:26.834	
8	45.912	127.3	1:13.364	120.9	27.548	113.8	2:26.824		17	47.085	125.4	1:14.996	120.5	27.730	112.6	2:29.811	
9	45.979	127.3	1:12.804	121.1	27.428	113.4	2:26.211		18	47.297	126.6	1:13.293	118.4	27.371	114.8	2:27.961	

6	N. Thompson/S. McClurg (SRD)								Chevron B6								
lap	Sect-1	Speed	Sect-2	Speed	Sect-3	Speed	Laptime	Pit	lap	Sect-1	Speed	Sect-2	Speed	Sect-3	Speed	Laptime	Pit
1		135.0	1:14.270	122.7	27.142	118.5	2:32.054		10	46.367	135.0	1:12.201	123.4	27.163	119.4	2:25.731	
2	46.565	134.5	1:15.010	121.8	27.491	116.8	2:29.066		11	45.113	136.7	1:12.657	122.7	26.807	120.2	2:24.577	
3	46.621	134.8	1:14.871	123.4	27.574	116.2	2:29.066		12	44.672	136.7	1:11.462	126.1	26.871	119.6	2:23.005	
4	46.888	135.0	1:15.619	121.6	27.624	116.2	2:30.131		13	44.749	136.7	1:11.536	119.6	27.479	120.9	2:23.764	
5	46.917	133.4	1:14.988	121.6	27.332	118.1	2:29.237		14	44.631	137.5	1:12.594	121.6	26.814	120.2	2:24.039	
6	48.304	132.1	1:13.598	124.5	27.732	116.8	2:29.634		15	44.980	135.8	1:12.571	124.3	26.611	120.9	2:24.162	
7	47.225	134.2	1:14.825	122.9	In		2:33.376	P	16	45.526	135.6	1:11.802	125.9	27.249	120.2	2:24.577	
8	Out	133.2	1:13.069	121.8	27.085	119.1	3:49.630	P	17	45.522	135.3	1:11.471	124.5	27.120	118.3	2:24.113	
9	46.022	133.9	1:11.986	124.0	27.160	119.4	2:25.168		18	44.289	137.0	1:11.387	124.5	26.858	119.1	2:22.534	

14	John Spiers (D)								TVR Griffith								
lap	Sect-1	Speed	Sect-2	Speed	Sect-3	Speed	Laptime	Pit	lap	Sect-1	Speed	Sect-2	Speed	Sect-3	Speed	Laptime	Pit
1			1:12.393	120.1	27.102	125.3	2:28.899		10	Out		1:13.574	115.1	27.527	122.7	3:48.362	P
2	44.898		1:15.664	108.9	27.974	120.5	2:28.536		11	44.518		1:11.799	125.0	26.944	124.8	2:23.261	
3	45.076		1:13.413	113.9	27.520	120.2	2:26.009		12	44.316		1:11.743	129.6	26.847	123.6	2:22.906	
4	45.179		1:13.939	122.9	27.462	120.9	2:26.580		13	45.973		1:13.994	120.7	30.077	118.5	2:30.044	
5	44.880		1:12.444	123.1	27.117	123.2	2:24.441		14	44.915	141.6	1:12.366	123.1	27.096	124.3	2:24.377	
6	45.367		1:16.191	115.3	27.360	123.9	2:28.918		15	44.417		1:14.029	124.5	27.057	124.1	2:25.503	
7	45.279		1:12.485	126.9	27.300	123.2	2:25.064		16	45.249		1:12.511	123.8	27.976	113.6	2:25.736	
8	45.522		1:13.065	120.7	27.975	118.9	2:26.562		17	46.190		1:14.135	121.4	27.421	119.6	2:27.746	
9	45.153		1:12.482	119.0	In		2:28.828	P	18	45.021		1:12.332	118.6	27.387	123.4	2:24.740	

16	Phillip Nelson (SRD)								Chevron B8								
lap	Sect-1	Speed	Sect-2	Speed	Sect-3	Speed	Laptime	Pit	lap	Sect-1	Speed	Sect-2	Speed	Sect-3	Speed	Laptime	Pit
1		132.4	1:12.919	120.1	26.693	116.2	2:31.113		11	Out	129.1	1:12.095	123.6	26.650	117.9	3:42.738	P
2	45.143	132.4	1:12.747	123.4	26.697	118.1	2:24.587		12	45.890	130.1	1:13.172	124.5	26.722	116.6	2:25.784	
3	45.648	129.6	1:12.964	118.8	26.713	119.6	2:25.325		13	46.422	130.8	1:14.524	114.5	27.711	117.2	2:28.657	
4	46.158	130.8	1:13.668	119.8	26.727	119.6	2:26.553		14	45.949	130.1	1:12.403	124.3	26.551	118.1	2:24.903	
5	45.099	132.1	1:11.659	124.0	26.385	118.7	2:23.143		15	45.832	132.1	1:11.956	123.4	26.702	116.8	2:24.490	
6	44.969	133.2	1:11.573	126.1	26.480	120.0	2:23.022		16	45.620	129.8	1:13.462	122.2	27.184	117.2	2:26.266	
7	45.639	131.6	1:11.848	121.8	26.740	115.4	2:24.227		17	46.632	129.8	1:12.205	123.6	26.740	116.8	2:25.577	
8	46.627	129.3	1:13.212	124.0	27.163	117.9	2:27.002		18	45.002	132.1	1:11.090	125.4	26.546	117.4	2:22.638	
9	46.679	131.8	1:12.478	120.5	26.634	117.2	2:25.791		19	45.664	130.8	1:11.975	123.8	26.904	113.0	2:24.543	
10	46.179	128.6	1:12.981	119.8	In		2:31.284	P	20								

19	A. Somerton/M. Astley (A)								Lotus Elan S1								
lap	Sect-1	Speed	Sect-2	Speed	Sect-3	Speed	Laptime	Pit	lap	Sect-1	Speed	Sect-2	Speed	Sect-3	Speed	Laptime	Pit
1			1:24.971	106.0	30.545	102.9	2:56.279		9	Out		1:24.622	100.2	30.438	103.9	4:17.194	P
2	52.546		1:24.045	107.2	30.745	103.4	2:47.336		10	51.246		1:22.236	105.4	29.952	104.7	2:43.434	
3	52.861		1:23.660	109.1	30.603	105.6	2:47.124		11	50.970		1:23.593	97.8	31.588	102.6	2:46.151	
4	51.850		1:23.188	105.8	30.680	101.0	2:45.718		12	52.163		1:21.459	106.0	30.390	103.4	2:44.012	
5	53.313		1:23.534	108.9	31.520	96.7	2:48.367		13	49.884		1:19.525	109.1	29.975	104.4	2:39.384	
6	55.273		1:22.717	104.5	30.875	103.9	2:48.865		14	50.205		1:18.962	112.6	29.745	103.6	2:38.912	
7	52.045		1:22.336	109.3	30.124	105.2	2:44.505		15	51.109		1:18.826	105.0	29.998	104.4	2:39.933	
8	51.763		1:22.526	100.8	In		2:55.114	P	16	50.294		1:19.434	108.6	30.136	103.4	2:39.864	

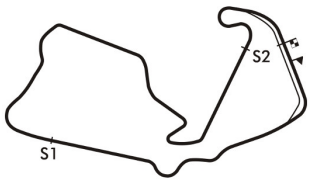

Session Start: 16:27:44 - Finish: 17:12:50
Weather/Track Conditions: Cloudy / Dry
Circuit: Silverstone Historic Grand Prix
Track Length: 5.857 Km - 3.6394 miles
Printed: 17-06-2018 - 17:19

Silverstone International Trophy - 16 - 17 Jun 2018

HSCC Guards Trophy supported by Dunlop Tyres

Race 14 - Sector Analysis

22	S. Roach / S. Wilson (SRB)								Elva Mk7								
lap	Sect-1	Speed	Sect-2	Speed	Sect-3	Speed	Laptime	Pit	lap	Sect-1	Speed	Sect-2	Speed	Sect-3	Speed	Laptime	Pit
1	Out	126.9	1:14.355	119.0	28.008	102.6	25:14.597		6	46.217	131.1	1:12.149	122.9	26.565	117.6	2:24.931	
2	46.491	130.8	1:11.409	120.3	26.575	117.2	2:24.475		7	45.986	131.8	1:13.593	122.9	26.855	116.2	2:26.434	
3	44.900	132.9	1:10.792	122.9	26.590	117.2	2:22.282		8	45.753	130.3	1:11.162	123.4	26.518	118.1	2:23.433	
4	44.585	133.2	1:29.107	111.8	28.185	115.0	2:41.877		9	45.395	132.1	1:11.675	123.4	26.613	117.2	2:23.683	
5	46.461	130.8	1:12.355	122.5	26.746	117.0	2:25.562		10	45.355	130.3	1:11.091	123.4	26.827	117.4	2:23.273	

23	Darren Wilson (SRB)								Lotus 23B								
lap	Sect-1	Speed	Sect-2	Speed	Sect-3	Speed	Laptime	Pit	lap	Sect-1	Speed	Sect-2	Speed	Sect-3	Speed	Laptime	Pit
1		130.3	1:16.074	120.9	28.092	111.1	2:37.917		10	Out	129.6	1:19.656	116.9	27.792	113.8	4:05.808	P
2	46.710	129.8	1:14.465	121.1	28.802	110.5	2:29.977		11	46.366	129.1	1:14.733	118.8	28.050	113.4	2:29.149	
3	46.896	129.3	1:14.862	120.3	28.124	111.5	2:29.882		12	47.991	130.1	1:14.673	114.9	28.690	111.3	2:31.354	
4	47.140	131.3	1:15.131	120.5	27.864	114.6	2:30.135		13	47.130	130.3	1:18.131	92.7	29.966	107.8	2:35.227	
5	46.262	131.3	1:14.886	121.1	27.500	115.0	2:28.648		14	47.183	130.3	1:16.382	117.9	27.693	115.4	2:31.258	
6	45.994	130.8	1:14.155	121.8	27.625	114.4	2:27.774		15	46.150	131.3	1:13.262	121.8	27.858	115.8	2:27.270	
7	46.594	130.6	1:14.268	121.4	27.621	113.6	2:28.483		16	45.415	131.1	1:14.529	121.4	27.676	115.6	2:27.620	
8	46.466	130.6	1:14.612	119.0	27.963	112.6	2:29.041		17	46.074	125.7	1:13.102	120.9	27.806	114.6	2:26.982	
9	46.494	129.6	1:15.053	118.8	In		2:36.008	P	18	46.462	129.6	1:14.844	121.1	27.467	114.6	2:28.773	

24	Nick Pancisi (SRC)								Elva Mk7S								
lap	Sect-1	Speed	Sect-2	Speed	Sect-3	Speed	Laptime	Pit	lap	Sect-1	Speed	Sect-2	Speed	Sect-3	Speed	Laptime	Pit
1		132.6	1:16.207	122.7	28.269	115.4	2:38.728		10	45.575	135.8	1:13.377	125.2	In		2:29.338	P
2	46.859	137.2	1:14.969	121.1	27.984	114.4	2:29.812		11	Out	133.9	1:13.939	126.9	27.467	110.5	3:53.506	P
3	47.161	134.5	1:14.713	120.5	27.624	118.7	2:29.498		12	46.076	135.6	1:13.657	125.0	27.418	112.6	2:27.151	
4	46.485	135.8	1:14.467	120.3	27.732	116.4	2:28.684		13	45.456	137.0	1:12.499	123.6	27.562	113.8	2:25.517	
5	46.491	134.8	1:14.657	124.7	27.737	117.0	2:28.885		14	45.884	136.4	1:13.462	126.9	27.109	116.8	2:26.455	
6	46.052	135.6	1:14.254	124.7	27.277	118.9	2:27.583		15	45.396	136.7	1:12.794	127.8	27.055	116.4	2:25.245	
7	46.199	134.5	1:13.355	123.4	27.314	113.0	2:26.868		16	45.556	136.4	1:12.710	121.6	27.354	116.6	2:25.620	
8	46.201	136.7	1:13.977	126.4	26.860	117.9	2:27.038		17	46.295	133.4	1:14.295	125.7	27.430	115.2	2:28.020	
9	45.711	135.6	1:14.862	120.9	27.454	110.9	2:28.027		18	46.092	134.2	1:14.736	119.2	27.741	114.8	2:28.569	

25	A. Hibberd / M. Griffiths (SRB)								Lotus 23B								
lap	Sect-1	Speed	Sect-2	Speed	Sect-3	Speed	Laptime	Pit	lap	Sect-1	Speed	Sect-2	Speed	Sect-3	Speed	Laptime	Pit
1		133.9	1:11.605	124.3	27.143	118.3	2:24.474		8	45.425	133.2	1:11.801	122.2	27.498	111.8	2:24.724	
2	45.470	135.6	1:11.319	125.0	26.684	118.5	2:23.473		9	45.622	132.4	1:11.375	123.6	26.830	117.6	2:23.827	
3	45.177	137.2	1:12.570	120.3	27.231	118.7	2:24.978		10	44.937	133.7	1:11.379	123.4	In		2:26.740	P
4	45.103	134.5	1:11.987	125.4	26.859	118.9	2:23.949		11	Out	133.9	1:11.497	122.2	27.627	103.1	3:46.362	P
5	44.953	136.1	1:11.170	124.0	27.019	118.5	2:23.142		12	45.157	135.6	1:12.058	114.7	27.458	115.8	2:24.673	
6	44.959	136.1	1:11.108	126.9	27.020	117.9	2:23.087		13	49.662	121.4	1:23.252	88.0	In		2:48.790	P
7	45.475	135.3	1:13.324	106.0	28.402	114.4	2:27.201		14								

29	Nick Fennell (SRB)								Lotus 23B								
lap	Sect-1	Speed	Sect-2	Speed	Sect-3	Speed	Laptime	Pit	lap	Sect-1	Speed	Sect-2	Speed	Sect-3	Speed	Laptime	Pit
1		135.3	1:13.978	125.0	27.558	116.8	2:35.400		10	Out	133.9	1:12.398	125.7	26.606	118.9	4:01.389	P
2	45.096	139.2	1:12.178	123.6	26.837	118.3	2:24.111		11	44.553	135.0	1:12.417	125.0	26.745	117.6	2:23.715	
3	44.608	136.4	1:11.378	126.4	26.655	119.6	2:22.641		12	44.534	135.8	1:12.115	126.1	26.765	110.3	2:23.414	
4	45.554	137.5	1:13.082	124.5	26.577	118.5	2:25.213		13	44.749	135.8	1:12.979	125.4	28.066	116.0	2:25.794	
5	44.568	135.0	1:11.897	125.2	26.524	119.6	2:22.989		14	45.056	136.4	1:11.944	126.1	26.879	118.3	2:23.879	
6	44.448	137.2	1:11.661	127.3	26.626	119.4	2:22.735		15	44.583	136.4	1:12.414	125.9	27.139	118.1	2:24.136	
7	44.854	137.5	1:12.491	124.0	27.271	106.2	2:24.616		16	44.601	136.1	1:11.238	128.8	27.336	113.8	2:23.175	
8	46.974	133.9	1:13.194	125.2	26.839	118.1	2:27.007		17	45.411	135.6	1:12.392	126.6	26.689	118.9	2:24.492	
9	45.820	134.5	1:12.379	125.9	In		2:33.845	P	18	44.025	137.2	1:11.512	125.0	26.701	118.5	2:22.238	

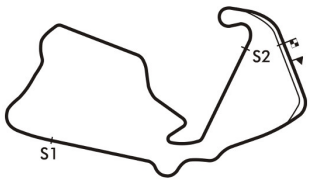

Session Start: 16:27:44 - Finish: 17:12:50
Weather/Track Conditions: Cloudy / Dry
Circuit: Silverstone Historic Grand Prix
Track Length: 5.857 Km - 3.6394 miles
Printed: 17-06-2018 - 17:19

Silverstone International Trophy - 16 - 17 Jun 2018

HSCC Guards Trophy supported by Dunlop Tyres

Race 14 - Sector Analysis

33 J. Waggitt/P. Needham (SRE) — Lenham P69

lap	Sect-1	Speed	Sect-2	Speed	Sect-3	Speed	Laptime	Pit	lap	Sect-1	Speed	Sect-2	Speed	Sect-3	Speed	Laptime	Pit
1		125.2	1:13.597	117.3	27.033	115.6	2:27.458		10	45.027	124.0	1:10.615	116.5	26.615	114.8	2:22.257	
2	46.386	125.2	1:13.584	119.8	26.890	114.4	2:26.860		11	45.127	125.7	1:10.284	118.8	26.677	115.4	2:22.088	
3	46.436	124.7	1:13.105	117.1	26.980	114.8	2:26.521		12	44.744	126.1	1:12.604	119.8	27.450	112.6	2:24.798	
4	46.984	128.1	1:13.740	119.0	27.014	115.6	2:27.738		13	46.902	124.5	1:11.124	117.7	27.032	115.4	2:25.058	
5	45.333	126.6	1:12.712	117.7	26.688	114.6	2:24.733		14	44.942	128.1	1:10.287	119.6	26.604	115.0	2:21.833	
6	46.870	124.7	1:46.547	86.8	In		3:18.916	P	15	44.703	127.3	1:11.961	120.1	26.206	115.8	2:22.870	
7	Out	120.1	1:13.613	115.7	26.792	114.6	4:56.011	P	16	44.553	130.1	1:10.079	123.6	26.194	117.2	2:20.826	
8	45.820	123.6	1:11.381	117.9	26.609	116.2	2:23.810		17	43.894	129.6	1:11.262	123.1	26.145	116.6	2:21.301	
9	45.568	123.8	1:10.940	120.7	26.396	115.4	2:22.904		18	44.004	130.6	1:09.479	119.6	26.480	114.6	2:19.963	

34 James Schryver (SRD) — Chevron B8

lap	Sect-1	Speed	Sect-2	Speed	Sect-3	Speed	Laptime	Pit	lap	Sect-1	Speed	Sect-2	Speed	Sect-3	Speed	Laptime	Pit
1			1:12.552	125.0	26.090	120.7	2:26.449		11	Out		1:10.641	125.0	26.270	117.6	3:45.713	P
2	44.083		1:11.338	125.7	26.496	122.5	2:21.917		12	44.816		1:11.352	125.7	26.142	119.8	2:22.310	
3	44.917		1:12.010	121.1	26.310	120.2	2:23.237		13	44.633		1:10.797	108.2	28.629	118.3	2:24.059	
4	44.851		1:13.117	117.3	26.704	118.9	2:24.672		14	44.736		1:11.045	125.2	26.261	120.7	2:22.042	
5	44.920		1:11.352	123.1	26.859	119.8	2:23.131		15	44.118		1:09.667	125.2	26.326	120.2	2:20.111	
6	44.806		1:11.084	125.2	26.203	119.4	2:22.093		16	43.985		1:11.781	125.2	25.924	120.0	2:21.690	
7	45.412		1:12.353	123.8	26.593	119.6	2:24.358		17	43.780		1:10.258	125.7	26.241	120.0	2:20.279	
8	44.958		1:11.924	122.7	26.411	118.1	2:23.293		18	44.167		1:10.978	126.1	26.350	120.2	2:21.495	
9	44.639		1:12.114	121.4	26.530	120.0	2:23.283		19	43.676		1:10.906	121.1	26.574	120.9	2:21.156	
10	44.458		1:11.337	124.3	In		2:25.541	P	20								

38 P. Ugo/B. Rushworth (SRD) — Chevron B8

lap	Sect-1	Speed	Sect-2	Speed	Sect-3	Speed	Laptime	Pit	lap	Sect-1	Speed	Sect-2	Speed	Sect-3	Speed	Laptime	Pit
1			1:13.369	124.5	26.814	118.3	2:27.837		11	44.453		1:09.222	127.6	26.163		2:19.838	
2	45.902		1:12.891	126.1	26.511		2:25.304		12	43.913		1:09.146	125.7	25.806	120.0	2:18.865	
3	45.919		1:12.002	126.1	26.399	120.9	2:24.320		13	44.127		1:08.550	123.1	27.219	120.7	2:19.896	
4	45.588		1:13.862	126.1	26.374	119.6	2:25.824		14	44.546		1:08.531	128.1	25.931		2:19.008	
5	46.098		1:12.180	125.9	26.534		2:24.812		15	43.636		1:08.757	128.1	25.517	120.0	2:17.910	
6	46.215		1:11.408	126.6	26.303	119.8	2:23.926		16	43.104		1:10.151	128.3	26.077		2:19.332	
7	45.515		1:12.139	125.7	In		2:27.317	P	17	43.531		1:12.860	127.1	25.639		2:22.030	
8	Out		1:09.041	127.3	26.327	118.9	3:53.799	P	18	42.883		1:08.707	128.1	25.658	121.6	2:17.248	
9	43.111		1:09.614	127.1	25.701		2:18.426		19	42.977		1:09.241	127.8	26.131	120.0	2:18.349	
10	44.863		1:09.386	126.9	25.803		2:20.052		20								

41 Brian Casey (SRE) — Lenham P69

lap	Sect-1	Speed	Sect-2	Speed	Sect-3	Speed	Laptime	Pit	lap	Sect-1	Speed	Sect-2	Speed	Sect-3	Speed	Laptime	Pit
1			1:19.334	111.1	28.697	109.1	2:45.762		10	46.570		1:13.032	121.8	27.880	109.6	2:27.482	
2	48.348		1:14.464	113.6	27.707		2:30.519		11	45.548		1:11.372	121.6	26.525	116.2	2:23.445	
3	47.799		1:15.331	112.6	27.434	113.6	2:30.564		12	45.442		1:12.845	114.9	26.692	116.4	2:24.979	
4	47.843		1:17.015	111.8	27.233	115.4	2:32.091		13	45.274		1:13.906	98.8	28.195	115.2	2:27.375	
5	48.044		1:14.596	116.9	26.937	114.8	2:29.577		14	46.674		1:14.188	116.9	27.370	114.2	2:28.232	
6	46.755		1:13.513	117.7	28.234	115.6	2:28.502		15	46.286		1:13.455	117.9	26.607	116.2	2:26.348	
7	47.809		1:14.485	115.1	In		2:38.024	P	16	45.520		1:13.339	119.0	27.409	116.0	2:26.268	
8	Out		1:14.810	117.9	26.991	115.0	3:59.322	P	17	45.394		1:13.406	119.4	26.977		2:25.777	
9	46.846		1:12.348	120.1	27.075	117.6	2:26.269		18	46.299		1:14.882	118.1	27.555		2:28.736	

44 Martin O'Connell (SRE) — Chevron B8

lap	Sect-1	Speed	Sect-2	Speed	Sect-3	Speed	Laptime	Pit	lap	Sect-1	Speed	Sect-2	Speed	Sect-3	Speed	Laptime	Pit
1		136.4	1:08.030	129.8	25.621	123.4	2:17.754		11	43.145	137.0	1:09.066	127.1	25.913	121.8	2:18.124	
2	42.571		1:07.363	130.1	25.495	123.2	2:15.429		12	42.938	137.2	1:07.838	130.1	25.764	122.5	2:16.540	
3	42.519	136.7	1:07.335	129.6	25.660	122.5	2:15.514		13	43.442	138.4	1:08.254	129.8	25.932	122.9	2:17.628	
4	42.465	137.2	1:07.531	130.6	25.623	122.9	2:15.619		14	43.367	137.8	1:08.495	125.4	27.711	120.9	2:19.573	
5	42.518	136.7	1:07.650	130.3	25.996	122.2	2:16.164		15	43.524	138.1	1:08.925	128.3	26.091	122.0	2:18.540	
6	45.679	136.1	1:08.270	129.8	25.877	121.8	2:19.826		16	42.706	138.4	1:07.649	130.8	25.672	122.0	2:16.027	
7	43.345	135.6	1:08.074	129.8	25.854	122.0	2:17.273		17	43.190	136.1	1:08.341	129.6	26.424	120.9	2:17.955	
8	43.155	137.0	1:07.923	130.1	25.737	121.8	2:16.815		18	43.906	138.1	1:09.946	127.3	26.002	121.8	2:19.854	
9	42.886	138.4	1:07.840	129.6	In		2:20.272	P	19	42.566	138.7	1:08.126	130.6	28.545	103.6	2:19.237	
10	Out	135.8	1:08.898	127.6	25.967	122.0	3:48.370	P	20								

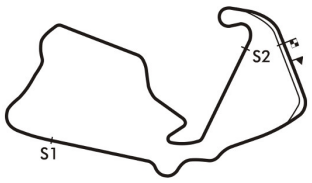

Session Start: 16:27:44 - Finish: 17:12:50
Weather/Track Conditions: Cloudy / Dry
Circuit: Silverstone Historic Grand Prix
Track Length: 5.857 Km - 3.6394 miles
Printed: 17-06-2018 - 17:19

Silverstone International Trophy - 16 - 17 Jun 2018

HSCC Guards Trophy supported by Dunlop Tyres

Race 14 - Sector Analysis

45 G. Dodd / J. Dodd (SRD) — Ginetta G16

lap	Sect-1	Speed	Sect-2	Speed	Sect-3	Speed	Laptime	Pit
1			1:11.316	121.8	26.731	120.9	2:24.964	
2	44.974		1:11.512	122.7	26.560	119.6	2:23.046	
3	44.683		1:12.687	115.9	26.606	122.5	2:23.976	
4	44.252		1:10.648	121.4	26.487	121.1	2:21.387	
5	43.895		1:09.783	122.9	26.343	121.1	2:20.021	
6	43.917		1:09.485	126.1	26.354	120.7	2:19.756	
7	45.160		1:17.515	90.8	In		2:42.252	P
8								

49 S. Hadfield / M. Schryver (SRD) — Chevron B6

lap	Sect-1	Speed	Sect-2	Speed	Sect-3	Speed	Laptime	Pit
1		137.0	1:09.056	128.3	25.814	122.0	2:21.334	
2	43.247	135.8	1:08.706	128.1	25.936	121.8	2:17.889	
3	43.660	135.0	1:08.757	127.8	26.098	120.9	2:18.515	
4	43.630	135.8	1:09.156	127.3	26.014	121.1	2:18.800	
5	43.670	135.3	1:08.762	128.1	26.002	121.1	2:18.434	
6	43.455	136.4	1:11.158	125.7	26.003	121.1	2:20.616	
7	43.710	135.6	1:09.124	128.1	25.973	121.6	2:18.807	
8	43.912	134.8	1:08.696	128.3	26.195	120.7	2:18.803	
9	43.393	135.0	1:08.485	128.1	25.889	120.7	2:17.767	
10	43.236	136.4	1:09.556	127.8	25.804	121.1	2:18.596	
11	43.233	134.8	1:08.851	127.8	In		2:21.278	P
12	Out	135.0	1:15.216	112.6	27.223	119.6	3:54.052	P
13	45.698	134.2	1:11.637	124.7	26.800	120.7	2:24.135	
14	44.399	136.7	1:12.483	106.7	27.743	120.5	2:24.625	
15	45.292	133.9	1:11.337	123.6	27.022	120.7	2:23.651	
16	44.316	133.9	1:11.807	125.0	27.199	120.2	2:23.322	
17	44.289	133.9	1:11.777	123.4	27.541	119.1	2:23.607	
18	44.413	133.2	1:11.890	121.4	27.742	120.0	2:24.045	
19	44.664	134.8	1:11.827	118.1	27.815	118.9	2:24.306	
20								

58 Oliver Ford (A) — Lotus Elan

lap	Sect-1	Speed	Sect-2	Speed	Sect-3	Speed	Laptime	Pit
1		125.9	1:16.237	113.9	28.099	110.3	2:38.459	
2	48.039	126.1	1:15.733	110.0	28.410	109.2	2:32.182	
3	48.952	123.8	1:16.302	110.4	28.712	108.9	2:33.966	
4	49.011	119.4	1:15.900	113.0	28.333	109.1	2:33.244	
5	47.980	122.0	1:15.690	115.3	28.183	109.2	2:31.853	
6	47.402	124.0	1:15.711	113.6	28.464	109.2	2:31.577	
7	47.357	123.8	1:16.461	110.0	In		2:38.503	P
8	Out	123.1	1:16.006	114.5	28.564	110.0	3:55.789	P
9	47.139	125.7	1:14.780	115.5	28.093	110.2	2:30.012	
10	46.926	125.0	1:15.266	114.7	28.274	109.8	2:30.466	
11	48.663	125.7	1:18.448	110.9	28.590	109.8	2:35.701	
12	48.406	125.9	1:16.524	108.1	28.699	108.3	2:33.629	
13	47.800	125.2	1:15.532	109.7	28.907	110.2	2:32.239	
14	47.093	128.1	1:14.734	115.3	28.205	110.7	2:30.032	
15	46.573	125.7	1:15.868	113.7	28.299	110.5	2:30.740	
16	47.426	125.4	1:15.031	116.5	28.426	110.0	2:30.883	
17	46.736	126.1	1:15.038	116.1	28.313	109.8	2:30.087	
18	46.844	125.2	1:15.493	114.1	28.418	109.4	2:30.755	

60 Andrew Hayden (C) — Austin Healey 3000 Mk3

lap	Sect-1	Speed	Sect-2	Speed	Sect-3	Speed	Laptime	Pit
1		117.1	1:24.894	107.4	30.881	104.4	2:54.600	
2	52.272	116.9	1:23.710	100.5	31.580	98.9	2:47.562	
3	52.414	120.9	1:21.641	108.9	30.187	104.7	2:44.242	
4	50.137	118.6	1:20.858	110.9	29.884	105.6	2:40.879	
5	51.307	118.1	1:20.348	112.4	30.087	105.4	2:41.742	
6	50.909	118.4	1:21.105	109.3	30.895	102.3	2:42.909	
7	51.970	119.4	1:21.230	108.9	In		2:51.323	P
8	Out	121.6	1:21.297	109.1	30.542	105.4	4:00.214	P
9	50.253	122.0	1:20.342	108.4	30.085	106.8	2:40.680	
10	51.240	119.6	1:20.481	110.0	30.345	105.6	2:42.066	
11	50.344	123.1	1:19.901	109.7	30.489	104.6	2:40.734	
12	50.614	121.6	1:21.049	90.4	31.412	105.7	2:43.075	
13	51.282	123.1	1:22.142	106.4	30.424	106.6	2:43.848	
14	52.581	121.4	1:21.618	104.9	30.773	100.3	2:44.972	
15	50.546	122.2	1:19.917	112.2	30.239	104.7	2:40.702	
16	49.783	119.2	1:20.440	112.6	30.831	103.7	2:41.054	
17	50.055	121.8	1:21.149	113.4	30.122	105.9	2:41.326	
18								

63 R. Jack / P. Jack (A) — Lotus Elan

lap	Sect-1	Speed	Sect-2	Speed	Sect-3	Speed	Laptime	Pit
1		110.6	1:24.767	106.2	30.871	99.3	2:55.986	
2	52.080	117.7	1:24.201	106.0	30.916	100.1	2:47.197	
3	52.738	112.2	1:22.149	110.9	30.647	96.9	2:45.534	
4	52.197	118.6	1:23.236	103.4	31.569	96.3	2:47.002	
5	53.030	111.3	1:24.031	104.4	31.644	97.1	2:48.705	
6	53.171	119.0	1:22.796	96.1	31.343	98.7	2:47.310	
7	51.573	115.7	1:22.203	108.6	31.430	96.4	2:45.206	
8	51.548	113.6	1:22.266	103.7	In		2:54.037	P
9	Out	112.4	1:25.576	107.9	31.686	103.4	4:19.335	P
10	52.452	119.6	1:24.857	110.9	29.863	104.9	2:47.172	
11	52.071	118.6	1:21.153	102.6	31.903	101.5	2:45.127	
12	52.583	113.9	1:20.856	111.1	29.809	105.2	2:43.248	
13	50.204	120.9	1:18.848	110.6	29.569	106.4	2:38.621	
14	49.988	120.5	1:19.349	113.7	29.771	104.9	2:39.108	
15	51.093	123.1	1:21.114	113.6	29.233	106.8	2:41.440	
16	49.535	123.8	1:20.115	108.6	30.112	104.9	2:39.762	

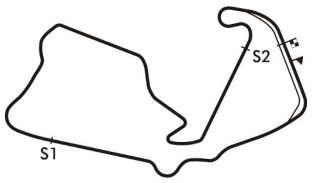

Session Start: 16:27:44 - Finish: 17:12:50
Weather/Track Conditions: Cloudy / Dry
Circuit: Silverstone Historic Grand Prix
Track Length: 5.857 Km - 3.6394 miles
Printed: 17-06-2018 - 17:19

Silverstone International Trophy - 16 - 17 Jun 2018

HSCC Guards Trophy supported by Dunlop Tyres

Race 14 - Sector Analysis

65 Cliff Gray (A) — Lotus Elan S2

lap	Sect-1	Speed	Sect-2	Speed	Sect-3	Speed	Laptime	Pit
1			1:23.890	105.5	31.270	100.4	2:53.725	
2	51.726		1:21.445	109.8	30.795	100.6	2:43.966	
3	52.717	113.9	1:21.703	108.1	30.561	101.0	2:44.981	
4	51.833		1:21.685	108.1	30.534	100.1	2:44.052	
5	51.318		1:20.231	111.5	30.465	102.0	2:42.014	
6	52.570		1:19.940	113.9	30.850	100.1	2:43.360	
7	51.697	118.4	1:20.652	111.1	30.371	100.1	2:42.720	
8	51.556		1:21.727	109.3	30.558	100.9	2:43.841	
9	51.532		1:20.277	107.7	In		2:47.488	P
10	Out		1:20.468	110.9	30.423	101.3	4:10.173	P
11	50.691		1:19.687	110.4	30.769	100.9	2:41.147	
12	50.795		1:20.382	100.8	30.572	102.6	2:41.749	
13	50.266		1:18.178	112.8	29.874	103.7	2:38.318	
14	49.866		1:20.135	110.2	30.380	102.0	2:40.381	
15	50.345		1:19.444	109.5	30.563	101.2	2:40.352	
16	49.892		1:20.014	110.6	30.404	101.6	2:40.310	
17	50.165		1:19.675	111.7	30.279	101.8	2:40.119	
18								

66 Ben Adams (SRA) — Lola Mk1

lap	Sect-1	Speed	Sect-2	Speed	Sect-3	Speed	Laptime	Pit
1		119.2	1:18.093	112.4	28.339	104.7	2:43.024	
2	49.354	120.5	1:17.313	112.4	28.170	106.1	2:34.837	
3	48.605	118.4	1:15.326	111.5	28.533	105.1	2:32.464	
4	48.644	120.3	1:15.758	110.2	27.959	104.2	2:32.361	
5	47.975	117.9	1:15.091	111.1	28.045	104.2	2:31.111	
6	47.109	117.5	1:13.800	112.0	28.050	104.7	2:28.959	
7	48.095	118.6	1:14.518	113.2	28.074	104.4	2:30.687	
8	47.289	116.3	1:14.073	111.3	27.818	104.7	2:29.180	
9	47.195	117.5	1:13.859	111.5	27.996	105.6	2:29.050	
10	47.712	118.4	1:14.576	111.7	28.100	105.1	2:30.388	
11	46.999	119.4	1:14.448	111.7	In		2:33.601	P
12	Out	119.2	1:15.122	111.5	28.325	103.2	2:51.243	P
13	48.108	119.8	1:15.857	108.4	29.747	103.7	2:33.712	
14	49.283	118.1	1:16.962	111.7	In		2:40.855	P
15	Out	114.7	1:16.616	113.7	28.184	105.9	4:03.164	P
16	46.725	120.5	1:14.986	112.0	28.702	104.9	2:30.413	
17	47.313	118.4	1:13.893	112.4	28.812	105.4	2:30.018	
18	46.779	120.7	1:15.400	111.8	28.181	105.2	2:30.360	

68 Marc Gordon (C) — Jaguar XK150

lap	Sect-1	Speed	Sect-2	Speed	Sect-3	Speed	Laptime	Pit
1		116.1	1:23.710	100.3	32.318	102.3	2:54.292	
2	52.263	120.3	1:23.592	98.7	31.739	100.6	2:47.594	
3	52.214	122.0	1:22.613	105.2	31.222	102.4	2:46.049	
4	52.209	122.5	1:23.343	105.4	31.979	100.7	2:47.531	
5	52.221	121.4	1:24.220	107.7	31.934	100.6	2:48.375	
6								

74 P. Aylett/S. Farrall (A) — Diva GT

lap	Sect-1	Speed	Sect-2	Speed	Sect-3	Speed	Laptime	Pit
1		114.7	1:23.840	105.0	31.532	99.6	2:55.215	
2	52.240	114.7	1:24.008	106.0	31.043	97.6	2:47.291	
3	52.931	113.4	1:22.539	106.9	30.956	100.4	2:46.426	
4	52.572	113.4	1:23.147	105.5	31.344	97.4	2:47.063	
5	52.404	113.2	1:24.009	105.0	30.326	98.2	2:46.739	
6	51.778	112.0	1:24.154	104.2	31.421	97.4	2:47.353	
7	51.744	112.0	1:22.733	104.9	31.380	97.7	2:45.857	
8	51.805	112.2	1:22.234	104.7	In		2:53.614	P
9	Out	111.7	1:26.033	99.6	31.691	96.6	4:18.514	P
10	53.293	112.0	1:26.919	99.6	31.007	101.3	2:51.219	
11	53.709	112.8	1:24.248	107.0	31.378	101.5	2:49.335	
12	53.450	113.0	1:23.990	106.5	30.799	102.1	2:48.239	
13	52.366	112.6	1:22.724	106.4	30.252	101.6	2:45.342	
14	52.590	112.0	1:23.799	106.4	30.623	101.8	2:47.012	
15	52.469	112.2	1:23.202	106.4	30.701	102.0	2:46.372	
16	51.321	112.8	1:23.886	106.0	31.218	102.0	2:46.425	

75 Leo Voyazides (D) — Shelby Daytona Cobra

lap	Sect-1	Speed	Sect-2	Speed	Sect-3	Speed	Laptime	Pit

77 Bob Brooks (SRB) — Merlyn Mk6

lap	Sect-1	Speed	Sect-2	Speed	Sect-3	Speed	Laptime	Pit
1		132.9	1:16.775	121.8	28.068	116.6	2:35.835	
2	3:50.450	120.9	1:18.505	114.9	28.457	115.4	5:37.412	
3	47.041	130.6	1:14.801	119.0	28.143	115.8	2:29.985	
4	46.862	130.6	1:16.164	120.3	27.994	116.2	2:31.020	
5	46.959	129.8	1:15.534	121.1	27.357	116.8	2:29.850	
6	49.310	129.6	1:16.704	120.5	In		2:38.691	P
7	Out	129.6	1:14.834	118.1	28.479	117.0	3:57.595	P
8	46.501	131.1	1:13.346	121.8	27.095	117.6	2:26.942	
9	46.141	131.6	1:13.167	120.1	27.365	117.2	2:26.673	
10	45.967	134.5	1:14.138	123.1	27.721	112.2	2:27.826	
11	46.763	134.5	1:13.739	124.3	27.092	117.6	2:27.594	
12	45.845	133.2	1:13.664	111.7	28.984	117.9	2:28.493	
13	45.762	132.9	1:13.184	120.9	27.032	117.6	2:25.978	
14	45.964	132.6	1:14.662	122.9	26.944	117.9	2:27.570	
15	45.996	132.1	1:23.553	124.0	27.315	116.4	2:36.864	
16	46.012	131.8	1:14.185	123.4	27.192	117.2	2:27.389	
17	45.695	131.6	1:13.361	122.9	26.732	117.4	2:25.788	
18								

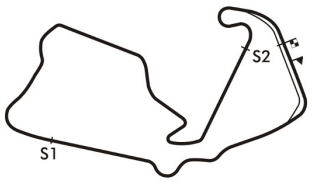

Session Start: 16:27:44 - Finish: 17:12:50
Weather/Track Conditions: Cloudy / Dry
Circuit: Silverstone Historic Grand Prix
Track Length: 5.857 Km - 3.6394 miles
Printed: 17-06-2018 - 17:19

Silverstone International Trophy - 16 - 17 Jun 2018

HSCC Guards Trophy supported by Dunlop Tyres

Race 14 - Sector Analysis

90	Josh Barnett (B)								MG B								
lap	Sect-1	Speed	Sect-2	Speed	Sect-3	Speed	Laptime	Pit	lap	Sect-1	Speed	Sect-2	Speed	Sect-3	Speed	Laptime	Pit
1			1:24.901	96.3	31.293	90.7	2:58.830		9	53.752	100.0	1:25.206	95.6	31.112	90.6	2:50.070	
2	53.193	101.7	1:23.339	96.7	30.852	91.9	2:47.384		10	52.994	100.8	1:22.599	96.1	31.360	90.8	2:46.953	
3	52.919	102.0	1:24.049	96.0	31.186	91.7	2:48.154		11	53.037	100.9	1:23.602	95.5	32.194	91.5	2:48.833	
4	53.619	101.2	1:24.847	94.4	31.107	91.2	2:49.573		12	52.906		1:22.979	96.8	30.865	91.5	2:46.750	
5	54.296	102.1	1:23.803	96.4	30.943	91.5	2:49.042		13	52.689		1:23.381	96.6	31.325	90.7	2:47.395	
6	53.836	101.1	1:23.527	92.2	31.982	91.0	2:49.345		14	53.215	101.4	1:22.419	96.3	31.244	90.8	2:46.878	
7	53.265	100.6	1:22.828	96.0	In		2:50.546	P	15	53.002		1:22.703	96.0	30.988	90.7	2:46.693	
8	Out		1:23.635	95.3	31.436	90.1	4:13.595	P	16	52.842		1:25.014	96.4	31.116	91.2	2:48.972	

97	Ernst Witschi (A)								Lotus Elan S1								
lap	Sect-1	Speed	Sect-2	Speed	Sect-3	Speed	Laptime	Pit	lap	Sect-1	Speed	Sect-2	Speed	Sect-3	Speed	Laptime	Pit
1		92.3	1:45.084	76.9	35.595	87.3	3:28.722		8	1:03.850	83.4	1:44.605	85.3	34.435	82.3	3:22.890	
2	1:03.719	95.9	1:42.584	74.7	36.250	82.4	3:22.553		9	1:02.772	95.5	1:38.411	66.1	34.911	86.4	3:16.094	
3	1:03.586	87.4	1:45.278	67.5	36.251	82.4	3:25.115		10	1:01.208	86.0	1:39.236	84.1	35.692	88.3	3:16.136	
4	1:03.733	91.3	1:38.271	76.7	34.791	87.7	3:16.795		11	1:00.525	99.6	1:37.643	74.1	34.110	86.2	3:12.278	
5	1:03.348	82.3	1:44.057	68.0	37.407	80.5	3:24.812		12	1:01.127	93.2	1:36.439	82.6	35.701	85.6	3:13.267	
6	1:03.813	89.6	1:42.349	71.5	36.469	80.3	3:22.631		13	1:02.632	92.8	1:38.239	84.2	33.575	84.6	3:14.446	
7	1:04.533	87.0	1:44.862	76.6	34.890	84.2	3:24.285		14	1:01.224	97.0	1:39.398	89.8	33.836	88.0	3:14.458	

99	Frazer Gibney (SRD)								Chevron B8								
lap	Sect-1	Speed	Sect-2	Speed	Sect-3	Speed	Laptime	Pit	lap	Sect-1	Speed	Sect-2	Speed	Sect-3	Speed	Laptime	Pit
1		129.1	1:15.988	121.8	28.009	109.8	2:39.047		10	Out		1:12.539	118.4	27.550	112.8	3:49.635	P
2	47.250		1:13.954	119.6	27.805	110.5	2:29.009		11	46.385		1:12.082	119.0	26.862	114.0	2:25.329	
3	46.703		1:12.780	119.2	27.428	111.3	2:26.911		12	45.541		1:11.869	120.3	26.985	115.4	2:24.395	
4	45.734		1:13.455	119.4	27.306	115.2	2:26.495		13	45.433	128.6	1:11.690	117.1	27.332	116.2	2:24.455	
5	46.277	132.6	1:13.858	120.1	27.031	113.6	2:27.166		14	46.827	128.1	1:12.316	121.8	26.629	115.6	2:25.772	
6	46.415		1:13.394	109.1	27.295	115.2	2:27.104		15	45.035	129.6	1:10.838	122.2	26.815	116.8	2:22.688	
7	46.771		1:12.432	119.0	26.924	116.2	2:26.127		16	45.531		1:11.095	123.4	26.819	116.8	2:23.445	
8	45.438		1:12.075	120.3	27.665	111.3	2:25.178		17	44.990		1:11.550	121.4	27.121	117.0	2:23.661	
9	46.087	125.9	1:13.249	117.9			2:31.527		18	44.975	130.1	1:11.042	122.5	26.629	115.8	2:22.646	

106	P. Hewitt/M. Hales (SRD)								Ginetta G16								
lap	Sect-1	Speed	Sect-2	Speed	Sect-3	Speed	Laptime	Pit	lap	Sect-1	Speed	Sect-2	Speed	Sect-3	Speed	Laptime	Pit
1							2:34.606		10							2:24.294	
2							2:28.836		11							2:43.563	
3							2:29.036		12							2:23.784	
4							2:28.621		13							2:29.292	
5							2:29.117		14							2:25.732	
6							2:28.100		15							2:26.901	
7							2:28.904		16							2:24.763	
8			In		In		6:52.993	P	17							2:24.518	
9							2:28.506		18								

107	Vicky Brooks (D)								TVR Griffith								
lap	Sect-1	Speed	Sect-2	Speed	Sect-3	Speed	Laptime	Pit	lap	Sect-1	Speed	Sect-2	Speed	Sect-3	Speed	Laptime	Pit
1		126.4	1:17.361	115.5	28.313	114.4	2:40.894		10	47.018	137.0	1:16.112	113.2	In		2:36.651	P
2	47.265	129.3	1:18.651	115.3	28.571	110.9	2:34.487		11	Out	138.7	1:16.999	120.7	28.411	110.9	3:56.651	P
3	47.537	133.4	1:17.275	111.1	29.177	107.6	2:33.989		12	47.928	134.2	1:18.488	112.0	30.565	104.6	2:36.981	
4	48.063	127.8	1:17.882	110.7	29.238	106.9	2:35.183		13	48.876	130.8	1:17.694	120.9	28.648	112.2	2:35.218	
5	50.147	132.1	1:17.266	117.7	29.249	107.6	2:36.662		14	47.056	137.8	1:16.305	121.4	28.468	114.6	2:31.829	
6	47.929	132.9	1:16.319	118.4	28.843	111.5	2:33.091		15	47.029	132.9	1:16.233	120.1	28.374	114.0	2:31.636	
7	48.877	131.3	1:16.756	116.7	28.893	108.7	2:34.526		16	46.382	136.7	1:16.026	114.7	29.445	110.9	2:31.853	
8	47.716	121.1	1:16.412	122.5	28.491	113.2	2:32.619		17	47.126	123.1	1:16.670	123.4	28.335	111.7	2:32.131	
9	46.953	132.1	1:17.617	112.8	28.645	110.3	2:33.215		18								

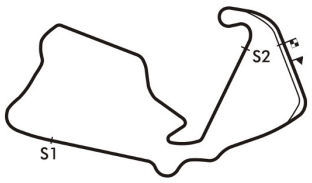

Session Start: 16:27:44 - Finish: 17:12:50
Weather/Track Conditions: Cloudy / Dry
Circuit: Silverstone Historic Grand Prix
Track Length: 5.857 Km - 3.6394 miles
Printed: 17-06-2018 - 17:19

Silverstone International Trophy - 16 - 17 Jun 2018

HSCC Guards Trophy supported by Dunlop Tyres

Race 14 - Sector Analysis

125	P. Illingworth/S. Illingworth (INV)								MG B								
lap	Sect-1	Speed	Sect-2	Speed	Sect-3	Speed	Laptime	Pit	lap	Sect-1	Speed	Sect-2	Speed	Sect-3	Speed	Laptime	Pit
1			1:25.766	100.9	31.524	96.1	2:57.451		9	53.943		1:23.274	100.2	In		2:55.321	P
2	53.455		1:23.102	101.7	30.643	96.0	2:47.200		10	Out		1:32.674	86.8	33.295	94.5	4:36.926	P
3	53.574		1:24.482	101.5	30.794	95.5	2:48.850		11	56.922		1:34.920	74.5	37.311	96.0	3:09.153	
4	53.501		1:25.168	98.3	30.738	95.0	2:49.407		12	1:00.677		1:33.578	84.1	In		3:20.071	P
5	54.505		1:23.365	100.5	30.576	95.5	2:48.446		13	Out		1:32.044	92.9	32.310	95.2	3:57.662	P
6	53.666		1:22.840	100.6	30.421	95.9	2:46.927		14	56.559		1:27.091	87.8	32.115	95.7	2:55.765	
7	53.052		1:23.281	100.6	30.674	94.0	2:47.007		15	56.480		1:30.812	79.7	32.705	95.6	2:59.997	
8	53.407		1:21.729	101.2	30.340	95.0	2:45.476		16								

144	W. Walker (SRD)								Elfin 300								
lap	Sect-1	Speed	Sect-2	Speed	Sect-3	Speed	Laptime	Pit	lap	Sect-1	Speed	Sect-2	Speed	Sect-3	Speed	Laptime	Pit
1		126.6	1:18.198	112.8	29.206	109.4	2:43.157		7	48.336	120.7	1:13.407	115.9	27.881	110.5	2:29.624	
2	48.481	123.4	1:16.418	111.8	29.037	111.5	2:33.936		8	47.942	119.4	1:13.759	114.9	In		2:42.557	P
3	47.962	123.8	1:15.607	109.3	28.399	110.2	2:31.968		9	Out	117.9	1:13.778	116.3	28.081	111.8	4:14.700	P
4	47.633	125.0	1:13.972	116.5	27.881	114.0	2:29.486		10	47.183	122.0	1:13.567	118.1	27.676	112.0	2:28.426	
5	47.347	124.5	1:13.957	114.9	27.884	111.7	2:29.188		11	47.761	123.8	1:14.798	116.5	27.870	112.4	2:30.429	
6	47.044	121.6	1:13.392	115.7	27.778	110.7	2:28.214		12								

192	J. Thomas/C. Lockie (SRD)								Chevron B8								
lap	Sect-1	Speed	Sect-2	Speed	Sect-3	Speed	Laptime	Pit	lap	Sect-1	Speed	Sect-2	Speed	Sect-3	Speed	Laptime	Pit
1			1:11.661	123.4	26.833	118.1	2:27.511		11	44.125		1:09.971	126.4	In		2:24.475	P
2	43.933		1:10.875	124.7	26.363	121.3	2:21.171		12	Out		1:10.378	125.4	26.399	120.0	3:51.612	P
3	45.141		1:11.394	126.1	26.014	120.0	2:22.549		13	44.895		1:11.373	125.0	26.788	119.1	2:23.056	
4	44.152		1:10.585	126.4	26.007	120.5	2:20.744		14	44.543		1:10.649	112.2	26.748	119.4	2:21.940	
5	44.257		1:09.926	126.6	26.077	120.5	2:20.260		15	44.507		1:10.173	125.9	26.467	118.9	2:21.147	
6	44.359		1:09.477	127.3	26.051	116.8	2:19.887		16	45.349		1:09.833	127.1	26.481	118.9	2:21.663	
7	45.821		1:10.381	125.7	26.141	120.5	2:22.343		17	43.936		1:09.520	126.6	26.522	118.7	2:19.978	
8	44.678		1:09.348	127.3	26.217	119.6	2:20.243		18	44.299		1:09.772	126.1	26.245	119.1	2:20.316	
9	44.357		1:09.615	125.9	26.055	120.9	2:20.027		19	44.471		1:10.419	125.9	26.597	115.2	2:21.487	
10	43.935		1:09.187	127.1	25.803	121.1	2:18.925		20								

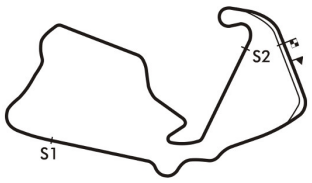

Session Start: 16:27:44 - Finish: 17:12:50
Weather/Track Conditions: Cloudy / Dry
Circuit: Silverstone Historic Grand Prix
Track Length: 5.857 Km - 3.6394 miles
Printed: 17-06-2018 - 17:19

Silverstone International Trophy - 16 - 17 Jun 2018

HSCC Guards Trophy supported by Dunlop Tyres

Race 14 - Best Sector Times

	SECTOR 1			SECTOR 2			SECTOR 3		
	NO	TIME	LAP	NO	TIME	LAP	NO	TIME	LAP
1	44	42.465	4	44	1:07.335	3	44	25.495	2
2	38	42.883	18	49	1:08.485	9	38	25.517	15
3	49	43.233	11	38	1:08.531	14	192	25.803	10
4	34	43.676	19	192	1:09.187	10	49	25.804	10
5	33	43.894	17	33	1:09.479	18	34	25.924	16
6	45	43.895	5	45	1:09.485	6	33	26.145	17
7	192	43.933	2	34	1:09.667	15	45	26.343	5
8	29	44.025	18	22	1:10.792	3	16	26.385	5
9	6	44.289	18	99	1:10.838	15	22	26.518	8
10	14	44.316	12	16	1:11.090	18	29	26.524	5
11	22	44.585	4	25	1:11.108	6	41	26.525	11
12	25	44.937	10	29	1:11.238	16	6	26.611	15
13	16	44.969	6	41	1:11.372	11	99	26.629	14
14	99	44.975	18	6	1:11.387	18	25	26.684	2
15	41	45.274	13	14	1:11.743	12	77	26.732	17
16	24	45.396	15	24	1:12.499	13	14	26.847	12
17	23	45.415	16	1	1:12.748	15	24	26.860	8
18	77	45.695	17	23	1:13.102	17	1	27.371	18
19	1	45.912	8	77	1:13.167	9	23	27.467	18
20	107	46.382	16	144	1:13.392	6	144	27.676	10
21	58	46.573	15	66	1:13.800	6	66	27.818	8
22	66	46.725	16	58	1:14.734	14	58	28.093	9
23	144	46.805	12	107	1:16.026	16	107	28.313	1
24	63	49.535	16	65	1:18.178	13	63	29.233	15
25	60	49.783	16	19	1:18.826	15	19	29.745	14
26	65	49.866	14	63	1:18.848	13	65	29.874	13
27	19	49.884	13	60	1:19.901	11	60	29.884	4
28	74	51.321	16	125	1:21.729	8	74	30.252	13
29	68	52.209	4	74	1:22.234	8	125	30.340	8
30	75			90	1:22.419	14	90	30.852	2
31	90	52.689	13	68	1:22.613	3	68	31.222	3
32	125	53.052	7	97	1:36.439	12	97	33.575	13
33	97	1:00.249	1	75			75		
34	106			106			106		

IDEAL / BEST LAP COMPARISON

NO	NAME	BEST	IN	IDEAL	DIFF
44	Martin O'Connell	2:15.429	2	2:15.295	+0.134
38	P. Ugo/B. Rushw ort	2:17.248	18	2:16.931	+0.317
49	S. Hadfield/M. Schry	2:17.767	9	2:17.522	+0.245
192	J. Thomas/C. Lockie	2:18.925	10	2:18.923	+0.002
33	J. Waggitt/P. Needh	2:19.963	18	2:19.518	+0.445
34	James Schryver	2:20.111	15	2:19.267	+0.844
29	Nick Fennell	2:22.238	18	2:21.787	+0.451
6	N. Thompson/S. Mc	2:22.534	18	2:22.287	+0.247
16	Phillip Nelson	2:22.638	18	2:22.444	+0.194
99	Frazer Gibney	2:22.646	18	2:22.442	+0.204
14	John Spiers	2:22.906	12	2:22.906	+0.000
41	Brian Casey	2:23.445	11	2:23.171	+0.274
106	P. Hew itt/M. Hales	2:23.784	12		+
24	Nick Pancisi	2:25.245	15	2:24.755	+0.490
77	Bob Brooks	2:25.788	17	2:25.594	+0.194
1	John Davison	2:26.211	9	2:26.031	+0.180
23	Darren Wilson	2:26.982	17	2:25.984	+0.998
66	Ben Adams	2:28.959	6	2:28.343	+0.616
58	Oliver Ford	2:30.012	9	2:29.400	+0.612
107	Vicky Brooks	2:31.636	15	2:30.721	+0.915
65	Cliff Gray	2:38.318	13	2:37.918	+0.400
63	R. Jack/P. Jack	2:38.621	13	2:37.616	+1.005
19	A. Somerton/M. Astl	2:38.912	14	2:38.455	+0.457
60	Andrew Hayden	2:40.680	9	2:39.568	+1.112
74	P. Aylett/S. Farrall	2:45.342	13	2:43.807	+1.535
125	P. Illingw orth/S. Illing	2:45.476	8	2:45.121	+0.355
90	Josh Barnett	2:46.693	15	2:45.960	+0.733
97	Ernst Witschi	3:12.278	11	3:10.263	+2.015
45	G. Dodd/J. Dodd	2:19.756	6	2:19.723	+0.033
22	S. Roach/S. Wilson	2:22.282	3	2:21.895	+0.387
25	A. Hibberd/M. Griffit	2:23.087	6	2:22.729	+0.358
144	W. Walker	2:28.214	6	2:27.873	+0.341
68	Marc Gordon	2:46.049	3	2:46.044	+0.005
75	Leo Voyazides				+

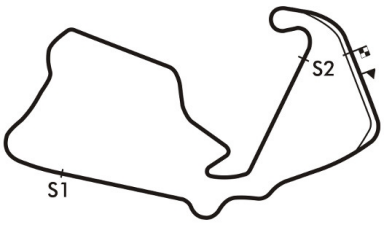

Session Start: 16:27:44 - Finish: 17:12:50
Weather/Track Conditions: Cloudy / Dry
Circuit: Silverstone Historic Grand Prix
Track Length: 5.857 Km - 3.6394 miles

Printed: 17-06-2018 - 17:19

Silverstone International Trophy - 16 - 17 Jun 2018

HSCC Guards Trophy supported by Dunlop Tyres

Race 14 - Best Sector Speeds

	NO	SECTOR 1	MPH	NO	SECTOR 2	MPH	NO	SECTOR 3	MPH
1	14	John Spiers	141.6	44	Martin O'Connell	130.8	14	John Spiers	125.3
2	29	Nick Fennell	139.2	14	John Spiers	129.6	44	Martin O'Connell	123.4
3	44	Martin O'Connell	138.7	29	Nick Fennell	128.8	34	James Schryver	122.5
4	107	Vicky Brooks	138.7	38	P. Ugo/B. Rushworth	128.3	45	G. Dodd/J. Dodd	122.5
5	6	N. Thompson/S. McClurg	137.5	49	S. Hadfield/M. Schryver	128.3	49	S. Hadfield/M. Schryver	122.0
6	24	Nick Pancisi	137.2	24	Nick Pancisi	127.8	38	P. Ugo/B. Rushworth	121.6
7	25	A. Hibberd/M. Griffiths	137.2	192	J. Thomas/C. Lockie	127.3	192	J. Thomas/C. Lockie	121.3
8	49	S. Hadfield/M. Schryver	137.0	25	A. Hibberd/M. Griffiths	126.9	6	N. Thompson/S. McClurg	120.9
9	75	Leo Voyazides	135.0	6	N. Thompson/S. McClurg	126.1	16	Phillip Nelson	120.0
10	77	Bob Brooks	134.5	16	Phillip Nelson	126.1	29	Nick Fennell	119.6
11	16	Phillip Nelson	133.2	34	James Schryver	126.1	24	Nick Pancisi	118.9
12	22	S. Roach/S. Wilson	133.2	45	G. Dodd/J. Dodd	126.1	25	A. Hibberd/M. Griffiths	118.9
13	99	Frazer Gibney	132.6	77	Bob Brooks	124.3	22	S. Roach/S. Wilson	118.1
14	23	Darren Wilson	131.3	33	J. Waggitt/P. Needham	123.6	77	Bob Brooks	117.9
15	33	J. Waggitt/P. Needham	130.6	22	S. Roach/S. Wilson	123.4	41	Brian Casey	117.6
16	1	John Davison	129.1	99	Frazer Gibney	123.4	33	J. Waggitt/P. Needham	117.2
17	58	Oliver Ford	128.1	107	Vicky Brooks	123.4	99	Frazer Gibney	117.0
18	144	W. Walker	126.6	1	John Davison	122.7	23	Darren Wilson	115.8
19	63	R. Jack/P. Jack	123.8	23	Darren Wilson	121.8	1	John Davison	114.8
20	60	Andrew Hayden	123.1	41	Brian Casey	121.8	107	Vicky Brooks	114.6
21	68	Marc Gordon	122.5	144	W. Walker	119.8	144	W. Walker	114.0
22	66	Ben Adams	120.7	58	Oliver Ford	116.5	58	Oliver Ford	110.7
23	65	Cliff Gray	118.4	65	Cliff Gray	113.9	60	Andrew Hayden	106.8
24	74	P. Aylett/S. Farrall	114.7	63	R. Jack/P. Jack	113.7	63	R. Jack/P. Jack	106.8
25	90	Josh Barnett	102.1	66	Ben Adams	113.7	66	Ben Adams	106.1
26	97	Ernst Witschi	99.6	60	Andrew Hayden	113.4	19	A. Somerton/M. Astley	105.6
27	19	A. Somerton/M. Astley	0.0	19	A. Somerton/M. Astley	112.6	65	Cliff Gray	103.7
28	34	James Schryver	0.0	68	Marc Gordon	107.7	68	Marc Gordon	102.4
29	38	P. Ugo/B. Rushworth	0.0	74	P. Aylett/S. Farrall	107.0	74	P. Aylett/S. Farrall	102.1
30	41	Brian Casey	0.0	125	P. Illingworth/S. Illingworth	101.7	125	P. Illingworth/S. Illingworth	96.1
31	45	G. Dodd/J. Dodd	0.0	90	Josh Barnett	96.8	90	Josh Barnett	91.9
32	106	P. Hewitt/M. Hales	0.0	97	Ernst Witschi	89.8	97	Ernst Witschi	91.1
33	125	P. Illingworth/S. Illingworth	0.0	75	Leo Voyazides	0.0	75	Leo Voyazides	0.0
34	192	J. Thomas/C. Lockie	0.0	106	P. Hewitt/M. Hales	0.0	106	P. Hewitt/M. Hales	0.0

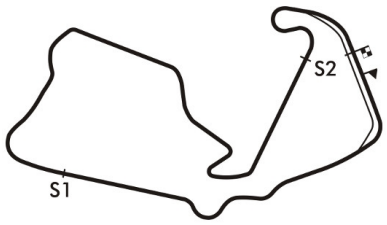

Session Start: 16:27:44 - Finish: 17:12:50
Weather/Track Conditions: Cloudy / Dry
Circuit: Silverstone Historic Grand Prix
Track Length: 5.857 Km - 3.6394 miles

Printed: 17-06-2018 - 17:19

Silverstone International Trophy - 16 - 17 Jun 2018

HSCC Guards Trophy supported by Dunlop Tyres

Race 14 - Lap Chart

Lap 1			Lap 2			Lap 3			Lap 4			Lap 5			Lap 6		
NO	Behind	Laptime	NO	Behind	Laptime	NO	Behind	Laptime	NO	Behind	Laptime	NO	Behind	Laptime	NO	Behind	Laptime
44		2:17.754	44		2:15.429	44		2:15.514	44		2:15.619	44		2:16.164	44		2:19.826
49	3.580	2:21.334	49	6.040	2:17.889	97	1 LAP	3:22.553	49	12.222	2:18.800	125	1 LAP	2:49.407	65	1 LAP	2:42.014
25	6.720	2:24.474	25	14.764	2:23.473	49	9.041	2:18.515	192	27.659	2:20.744	90	1 LAP	2:49.573	60	1 LAP	2:41.742
45	7.210	2:24.964	45	14.827	2:23.046	192	22.534	2:22.549	45	29.057	2:21.387	49	14.492	2:18.434	49	15.282	2:20.616
34	8.695	2:26.449	34	15.183	2:21.917	34	22.906	2:23.237	34	31.959	2:24.672	192	31.755	2:20.260	74	1 LAP	2:46.739
33	9.704	2:27.458	192	15.499	2:21.171	45	23.289	2:23.976	25	32.558	2:23.949	45	32.914	2:20.021	68	1 LAP	2:48.375
192	9.757	2:27.511	38	19.958	2:25.304	25	24.228	2:24.978	38	38.969	2:25.824	34	38.926	2:23.131	63	1 LAP	2:48.705
38	10.083	2:27.837	33	21.135	2:26.860	38	28.764	2:24.320	29	43.049	2:25.213	25	39.536	2:23.142	19	1 LAP	2:48.367
14	11.145	2:28.899	16	22.517	2:24.587	33	32.142	2:26.521	16	43.262	2:26.553	38	47.617	2:24.812	125	1 LAP	2:48.446
16	13.359	2:31.113	14	24.252	2:28.536	16	32.328	2:25.325	33	44.261	2:27.738	29	49.874	2:22.989	192	31.816	2:19.887
6	14.300	2:32.054	29	26.328	2:24.111	29	33.455	2:22.641	14	45.708	2:26.580	16	50.241	2:23.143	90	1 LAP	2:49.042
106	16.852	2:34.606	6	27.937	2:29.066	14	34.747	2:26.009	6	56.001	2:30.131	33	52.830	2:24.733	45	32.844	2:19.756
29	17.646	2:35.400	106	30.259	2:28.836	6	41.489	2:29.066	106	56.783	2:28.621	14	53.985	2:24.441	34	41.193	2:22.093
77	18.081	2:35.835	1	32.826	2:28.013	106	43.781	2:29.036	99	57.146	2:26.495	99	1:08.148	2:27.166	25	42.797	2:23.087
23	20.163	2:37.917	23	34.711	2:29.977	1	44.464	2:27.152	1	58.027	2:29.182	6	1:09.074	2:29.237	38	51.717	2:23.926
1	20.242	2:37.996	99	34.873	2:29.009	99	46.270	2:26.911	24	1:02.406	2:28.684	106	1:09.736	2:29.117	29	52.783	2:22.735
58	20.705	2:38.459	24	35.357	2:29.812	23	49.079	2:29.882	23	1:03.595	2:30.135	1	1:10.597	2:28.734	16	53.437	2:23.022
24	20.974	2:38.728	58	37.458	2:32.182	24	49.341	2:29.498	97	1 LAP	3:25.115	24	1:15.127	2:28.885	14	1:03.077	2:28.918
99	21.293	2:39.047	107	42.198	2:34.487	58	55.910	2:33.966	58	1:13.535	2:33.244	23	1:16.079	2:28.648	99	1:15.426	2:27.104
107	23.140	2:40.894	41	43.098	2:30.519	41	58.148	2:30.564	144	1:14.231	2:29.486	144	1:27.255	2:29.188	106	1:18.010	2:28.100
66	25.270	2:43.024	144	43.910	2:33.936	144	1:00.364	2:31.968	41	1:14.620	2:32.091	41	1:28.033	2:29.577	6	1:18.882	2:29.634
144	25.403	2:43.157	66	44.678	2:34.837	107	1:00.673	2:33.989	66	1:18.370	2:32.361	58	1:29.224	2:31.853	1	1:19.529	2:28.758
41	28.008	2:45.762	65	1:04.508	2:43.966	66	1:01.628	2:32.464	107	1:20.237	2:35.183	66	1:33.317	2:31.111	24	1:22.884	2:27.583
65	35.971	2:53.725	68	1:08.703	2:47.594	77	1 LAP	5:37.412	77	1 LAP	2:29.985	107	1:40.735	2:36.662	23	1:24.027	2:27.774
68	36.538	2:54.292	60	1:08.979	2:47.562	65	1:33.975	2:44.981	65	2:02.408	2:44.052	77	1 LAP	2:31.020	144	1:35.643	2:28.214
60	36.846	2:54.600	74	1:09.323	2:47.291	60	1:37.707	2:44.242	60	2:02.967	2:40.879	97	1 LAP	3:16.795	41	1:36.709	2:28.502
74	37.461	2:55.215	63	1:10.000	2:47.197	68	1:39.238	2:46.049	68	2:11.150	2:47.531				58	1:40.975	2:31.577
63	38.232	2:55.986	19	1:10.432	2:47.336	63	1:40.020	2:45.534	63	2:11.403	2:47.002				66	1:42.450	2:28.959
19	38.525	2:56.279	125	1:11.468	2:47.200	74	1:40.235	2:46.426	74	2:11.679	2:47.063				33	1:51.920	3:18.916
125	39.697	2:57.451	90	1:13.031	2:47.384	19	1:42.042	2:47.124	19	2:12.141	2:45.718				107	1:54.000	2:33.091
90	41.076	2:58.830				125	1:44.804	2:48.850							77	1 LAP	2:29.850
97	1:10.968	3:28.722				90	1:45.671	2:48.154									

Session Start: 16:27:44 - Finish: 17:12:50
Weather/Track Conditions: Cloudy / Dry
Circuit: Silverstone Historic Grand Prix
Track Length: 5.857 Km - 3.6394 miles
Printed: 17-06-2018 - 17:20

MST
Results: www.mstworld.com. Live Timing: https://livetiming.getraceresults.com/mst. Email: timing@mstworld.com

Silverstone International Trophy - 16 - 17 Jun 2018

HSCC Guards Trophy supported by Dunlop Tyres

Race 14 - Lap Chart

Lap 7			Lap 8			Lap 9			Lap 10			Lap 11			Lap 12		
NO	Behind	Laptime	NO	Behind	Laptime	NO	Behind	Laptime	NO	Behind	Laptime	NO	Behind	Laptime	NO	Behind	Laptime
44		2:17.273	44		2:16.815	44		2:20.272	49		2:18.596	49		2:21.278	44		2:16.540
49	16.816	2:18.807	77	2 LAPS	2:38.691	107	1 LAP	2:32.619	38	1 LAP	2:18.426	38	1 LAP	2:20.052	41	1 LAP	2:23.445
60	1 LAP	2:42.909	49	18.804	2:18.803	49	16.299	2:17.767	107	1 LAP	2:33.215	107	1 LAP	2:36.651	23	1 LAP	2:29.149
65	1 LAP	2:43.360	192	40.314	2:20.243	38	1 LAP	3:53.799	60	2 LAPS	4:00.214	14	1 LAP	3:48.362	106	2 LAPS	2:24.294
192	36.886	2:22.343	34	54.756	2:23.293	192	40.069	2:20.027	192	24.099	2:18.925	192	27.296	2:24.475	49	27.191	3:54.052
34	48.278	2:24.358	65	1 LAP	2:42.720	6	1 LAP	3:49.630	97	3 LAPS	3:24.285	29	1 LAP	4:01.389	58	1 LAP	2:35.701
74	1 LAP	2:47.353	25	1:00.634	2:24.724	34	57.767	2:23.283	6	1 LAP	2:25.168	60	2 LAPS	2:40.680	19	2 LAPS	2:43.434
25	52.725	2:27.201	60	1 LAP	2:51.323	25	1:04.189	2:23.827	34	48.413	2:25.541	99	1 LAP	3:49.635	63	2 LAPS	2:47.172
63	1 LAP	2:47.310	29	1:10.318	2:27.007	16	1:16.097	2:25.791	25	56.034	2:26.740	6	1 LAP	2:25.731	74	2 LAPS	2:51.219
19	1 LAP	2:48.865	16	1:10.578	2:27.002	41	1 LAP	3:59.322	90	2 LAPS	4:13.595	44	1:10.321	2:18.124	144	1 LAP	2:30.429
45	57.823	2:42.252	14	1:20.615	2:26.562	58	1 LAP	3:55.789	106	2 LAPS	6:52.993	23	1 LAP	4:05.808	77	2 LAPS	2:27.826
29	1:00.126	2:24.616	74	1 LAP	2:45.857	29	1:23.891	2:33.845	41	1 LAP	2:26.269	74	2 LAPS	4:18.514	90	2 LAPS	2:46.953
16	1:00.391	2:24.227	63	1 LAP	2:45.206	65	1 LAP	2:43.841	16	1:12.486	2:31.284	41	1 LAP	2:27.482	107	1 LAP	3:56.651
97	2 LAPS	3:24.812	19	1 LAP	2:44.505	14	1:29.171	2:28.828	44	1:13.475	3:48.370	106	2 LAPS	2:28.506	192	52.047	3:51.612
125	1 LAP	2:46.927	125	1 LAP	2:47.007	99	1:43.898	2:31.527	58	1 LAP	2:30.012	63	2 LAPS	4:19.335	33	1 LAP	2:22.088
38	1:01.761	2:27.317	99	1:32.643	2:25.178	77	2 LAPS	3:57.595	144	1 LAP	4:14.700	19	2 LAPS	4:17.194	22	9 LAPS	2:22.282
90	1 LAP	2:49.345	90	1 LAP	2:50.546	1	1:47.715	2:26.211	65	1 LAP	2:47.488	58	1 LAP	2:30.466	125	2 LAPS	4:36.926
14	1:10.868	2:25.064	1	1:41.776	2:26.824	24	1:50.457	2:28.027	77	2 LAPS	2:26.942	90	2 LAPS	2:50.070	34	1:08.297	2:22.310
99	1:24.280	2:26.127	24	1:42.702	2:27.038	74	1 LAP	2:53.614	1	1:42.460	2:29.640	97	3 LAPS	3:22.890	38	1:12.620	2:18.865
106	1:29.641	2:28.904	23	1:47.463	2:29.041	125	1 LAP	2:45.476	24	1:44.900	2:29.338	144	1 LAP	2:28.426	25	1:18.930	2:24.673
1	1:31.767	2:29.511	97	2 LAPS	3:22.631	63	1 LAP	2:54.037	22	9 LAPS	25:14.597	77	2 LAPS	2:26.673	97	3 LAPS	3:16.094
24	1:32.479	2:26.868	66	2:08.229	2:29.180	19	1 LAP	2:55.114	33	1 LAP	2:22.904	33	1 LAP	2:22.257	16	1:32.869	2:25.784
6	1:34.985	2:33.376	144	2:13.736	2:42.557	23	2:03.199	2:36.008	66	2:12.500	2:30.388	22	9 LAPS	2:24.475	14	1:40.666	2:22.906
23	1:35.237	2:28.483	33	1 LAP	4:56.011	66	2:17.007	2:29.050	125	1 LAP	2:55.321	34	2:12.848	3:45.713	66	1:49.205	2:51.243
144	1:47.994	2:29.624				33	1 LAP	2:23.810				38	2:20.616	2:19.838	29	1:49.375	2:23.414
66	1:55.864	2:30.687										25	2:21.118	3:46.362	99	2:00.223	2:24.395
41	1:57.460	2:38.024										66	2:24.823	2:33.601	6	2:02.975	2:23.005
58	2:02.205	2:38.503										16	2:33.946	3:42.738	1	2:09.782	2:26.852
107	2:11.253	2:34.526										14	2:44.621	2:23.261	24	2:17.418	2:27.151
												29	2:52.822	2:23.715			
												99	3:02.689	2:25.329			
												6	3:06.831	2:24.577			
												1	3:09.791	3:48.609			
												60	1 LAP	2:42.066			

Session Start: 16:27:44 - Finish: 17:12:50
Weather/Track Conditions: Cloudy / Dry
Circuit: Silverstone Historic Grand Prix
Track Length: 5.857 Km - 3.6394 miles
Printed: 17-06-2018 - 17:20

MST
Results: www.mstworld.com. Live Timing: https://livetiming.getraceresults.com/mst. Email: timing@mstworld.com

Silverstone International Trophy - 16 - 17 Jun 2018

HSCC Guards Trophy supported by Dunlop Tyres

Race 14 - Lap Chart

Lap 13			Lap 14			Lap 15			Lap 16			Lap 17			Lap 18		
NO	Behind	Laptime	NO	Behind	Laptime	NO	Behind	Laptime	NO	Behind	Laptime	NO	Behind	Laptime	NO	Behind	Laptime
44		2:17.628	44		2:19.573	44		2:18.540	44		2:16.027	44		2:17.955	44		2:19.854
60	2 LAPS	2:40.734	1	1 LAP	2:28.998	66	1 LAP	2:40.855	99	1 LAP	2:22.688	125	4 LAPS	3:57.662	29	1 LAP	2:24.492
41	1 LAP	2:24.979	97	4 LAPS	3:16.136	1	1 LAP	2:27.487	6	1 LAP	2:24.162	99	1 LAP	2:23.445	14	1 LAP	2:27.746
65	2 LAPS	2:41.147	24	1 LAP	2:25.517	24	1 LAP	2:26.455	1	1 LAP	2:26.805	6	1 LAP	2:24.577	99	1 LAP	2:23.661
23	1 LAP	2:31.354	41	1 LAP	2:27.375	41	1 LAP	2:28.232	24	1 LAP	2:25.245	74	3 LAPS	2:47.012	6	1 LAP	2:24.113
49	33.698	2:24.135	60	2 LAPS	2:43.075	125	3 LAPS	3:20.071	41	1 LAP	2:26.348	90	3 LAPS	2:46.878	19	3 LAPS	2:39.933
106	2 LAPS	2:43.563	49	38.750	2:24.625	49	43.861	2:23.651	49	51.156	2:23.322	1	1 LAP	2:26.834	63	3 LAPS	2:41.440
58	1 LAP	2:33.629	65	2 LAPS	2:41.749	106	2 LAPS	2:29.292	106	2 LAPS	2:25.732	24	1 LAP	2:25.620	97	5 LAPS	3:14.446
77	2 LAPS	2:27.594	23	1 LAP	2:35.227	23	1 LAP	2:31.258	192	1:08.085	2:21.663	49	56.808	2:23.607	125	4 LAPS	2:55.765
192	57.475	2:23.056	106	2 LAPS	2:23.784	97	4 LAPS	3:12.278	23	1 LAP	2:27.270	41	1 LAP	2:26.268	24	1 LAP	2:28.020
19	2 LAPS	2:46.151	192	59.842	2:21.940	60	2 LAPS	2:43.848	38	1:16.998	2:19.332	192	1:10.108	2:19.978	1	1 LAP	2:29.811
63	2 LAPS	2:45.127	58	1 LAP	2:32.239	192	1:02.449	2:21.147	77	2 LAPS	2:27.570	106	2 LAPS	2:26.901	74	3 LAPS	2:46.372
33	1 LAP	2:24.798	77	2 LAPS	2:28.493	65	2 LAPS	2:38.318	33	1 LAP	2:22.870	23	1 LAP	2:27.620	90	3 LAPS	2:46.693
107	1 LAP	2:36.981	33	1 LAP	2:25.058	77	2 LAPS	2:25.978	34	1:24.431	2:21.690	38	1:21.073	2:22.030	49	1:00.999	2:24.045
74	2 LAPS	2:49.335	38	1:14.323	2:19.008	38	1:13.693	2:17.910	65	2 LAPS	2:40.381	34	1:26.755	2:20.279	41	1 LAP	2:25.777
34	1:14.728	2:24.059	34	1:17.197	2:22.042	58	1 LAP	2:30.032	58	1 LAP	2:30.740	33	1 LAP	2:20.826	192	1:10.570	2:20.316
38	1:14.888	2:19.896	107	1 LAP	2:35.218	33	1 LAP	2:21.833	60	2 LAPS	2:44.972	77	2 LAPS	2:36.864	38	1:18.467	2:17.248
90	2 LAPS	2:48.833	19	2 LAPS	2:44.012	34	1:18.768	2:20.111	22	9 LAPS	2:26.434	58	1 LAP	2:30.883	106	2 LAPS	2:24.763
22	9 LAPS	2:41.877	63	2 LAPS	2:43.248	107	1 LAP	2:31.829	107	1 LAP	2:31.636	65	2 LAPS	2:40.352	23	1 LAP	2:26.982
16	1:43.898	2:28.657	22	9 LAPS	2:25.562	22	9 LAPS	2:24.931	66	1 LAP	4:03.164	60	2 LAPS	2:40.702	34	1:28.396	2:21.495
25	1:50.092	2:48.790	74	2 LAPS	2:48.239	19	2 LAPS	2:39.384	97	4 LAPS	3:13.267	22	9 LAPS	2:23.433	33	1 LAP	2:21.301
14	1:53.082	2:30.044	90	2 LAPS	2:46.750	63	2 LAPS	2:38.621	16	2:05.417	2:26.266	66	1 LAP	2:30.413	77	2 LAPS	2:27.389
125	2 LAPS	3:09.153	16	1:49.228	2:24.903	16	1:55.178	2:24.490	19	2 LAPS	2:38.912	107	1 LAP	2:31.853	58	1 LAP	2:30.087
29	1:57.541	2:25.794	14	1:57.886	2:24.377	14	2:04.849	2:25.503	63	2 LAPS	2:39.108	16	2:13.039	2:25.577	22	9 LAPS	2:23.683
66	2:05.289	2:33.712	29	2:01.847	2:23.879	29	2:07.443	2:24.136	14	2:14.558	2:25.736				65	2 LAPS	2:40.310
99	2:07.050	2:24.455	99	2:13.249	2:25.772	74	2 LAPS	2:45.342	29	2:14.591	2:23.175				60	2 LAPS	2:41.054
6	2:09.111	2:23.764	6	2:13.577	2:24.039	90	2 LAPS	2:47.395							16	2:15.823	2:22.638
															66	1 LAP	2:30.018

Session Start: 16:27:44 - Finish: 17:12:50
Weather/Track Conditions: Cloudy / Dry
Circuit: Silverstone Historic Grand Prix
Track Length: 5.857 Km - 3.6394 miles
Printed: 17-06-2018 - 17:20

MST
Results: www.mstworld.com. Live Timing: https://livetiming.getraceresults.com/mst. Email: timing@mstworld.com

Silverstone International Trophy - 16 - 17 Jun 2018

HSCC Guards Trophy supported by Dunlop Tyres

Race 14 - Lap Chart

Lap 19		
NO	Behind	Laptime
44		2:19.237
107	2 LAPS	2:32.131
29	1 LAP	2:22.238
14	1 LAP	2:24.740
99	1 LAP	2:22.646
6	1 LAP	2:22.534
19	3 LAPS	2:39.864
63	3 LAPS	2:39.762
24	1 LAP	2:28.569
1	1 LAP	2:27.961
49	1:06.068	2:24.306
41	1 LAP	2:28.736
192	1:12.820	2:21.487
74	3 LAPS	2:46.425
38	1:17.579	2:18.349
125	4 LAPS	2:59.997
90	3 LAPS	2:48.972
106	2 LAPS	2:24.518
97	5 LAPS	3:14.458
33	1 LAP	2:19.963
34	1:30.315	2:21.156
23	1 LAP	2:28.773
77	2 LAPS	2:25.788
58	1 LAP	2:30.755
22	9 LAPS	2:23.273
16	2:21.129	2:24.543
66	1 LAP	2:30.360
65	2 LAPS	2:40.119
60	2 LAPS	2:41.326

Session Start: 16:27:44 - Finish: 17:12:50
Weather/Track Conditions: Cloudy / Dry
Circuit: Silverstone Historic Grand Prix
Track Length: 5.857 Km - 3.6394 miles
Printed: 17-06-2018 - 17:20

MST
Results: www.mstworld.com. Live Timing: https://livetiming.getraceresults.com/mst. Email: timing@mstworld.com