



# HISTORIC RACE MEETING

**Brands Hatch Grand Prix Circuit**

**3rd & 4th June 2006**



**Results Provided by MST Sports Timing Ltd**  
***[www.msttiming.com](http://www.msttiming.com)***

## Peter Hanson Trophy - Race 1

### QUALIFYING FOR RACE 1

POS	NO	CL	DRIVER	NAT	CAR	TIME	LAPS	GAP	MPH
1	93	B	Roland FISCHER		Tecno 69	1:46.496	6		88.66
2	61	D	Simon DIFFEY		Lotus 20	1:47.126	5	0.630	88.14
3	19	B	Geoffroy RIVET		Brabham BT21	1:47.694	4	1.198	87.67
4	68	B	Leif JOENSSON		Titan MK3	1:49.641	5	3.145	86.11
5	28	B	Richard URWIN		Brabham BT28	1:51.063	5	4.567	85.01
6	10	A	Max BLEES		Brabham BT15	1:51.657	5	5.161	84.56
7	84	E	Hamish MORRISON		Cooper T67	1:51.664	5	5.168	84.55
8	25	B	John COUNSELL		March 703	1:52.152	5	5.656	84.19
9	63	B	Ferdinand GUSTAFSON		Brabham BT18	1:56.633	5	10.137	80.95
10	67	E	Ned SPIEKER		Brabham BT6	1:56.668	5	10.172	80.93
11	66	E	Alexander MORTON		Ausper T3	1:57.277	5	10.781	80.51
12	27	A	Peter WILLIAMS		Brabham BT15	1:58.030	5	11.534	79.99
13	88	D	Paul DAVIS		Lotus 20	1:58.705	5	12.209	79.54
14	81	B	Steven WILKINSON		Brabham BT21	1:59.633	5	13.137	78.92
15	83	B	Patrice DE SUZZONI		Tecno 69	2:00.748	5	14.252	78.19
16	16	B	Nigel MILLER		Brabham BT21	2:00.828	5	14.332	78.14
17	85	B	Maurice SLOTINE		Merlyn Mk14A	2:04.031	4	17.535	76.12
18	96	B	Keith MESSER		Vesey VF3	2:05.006	4	18.510	75.53
19	99	A	Nick LEES		Barnett	2:08.007	5	21.511	73.76
20	77	B	Francois DEROSI		Chevron B17	2:09.080	2	22.584	73.14
21	73	B	Giuseppe BIANCHINI		Tecno 69	2:09.819	5	23.323	72.73
22	60	C	David CROWTHER		Brabham SCA	2:10.349	5	23.853	72.43

Car No 77 - 2 laps only.

Weather : Sunny / Dry

These results are provisional until the conclusion of any judicial and technical matters.

Brands Hatch

Circuit Length = 2.6228 miles.

Start: 09:00 End: 09:15

Clerk of Course:	Stewards:	Timekeeper:

## Peter Hanson Trophy - Race 1

### LAP ANALYSIS - QUALIFYING RACE 1

<b>10</b>	<b>Max BLEES</b>	Brabham BT15
1 - 2:57.042 2 - 5:34.381P 3 - 2:05.097 4 - 1:54.424 5 - <b>1:51.657</b>		
<b>16</b>	<b>Nigel MILLER</b>	Brabham BT21
1 - 2:31.174 2 - 5:33.746P 3 - 2:14.623 4 - 2:01.919 5 - <b>2:00.828</b>		
<b>19</b>	<b>Geoffroy RIVET</b>	Brabham BT21
1 - 2:10.018 2 - 7:28.047P 3 - 1:59.014 4 - <b>1:47.694</b>		
<b>25</b>	<b>John COUNSELL</b>	March 703
1 - 2:20.507 2 - 5:37.509P 3 - 2:01.543 4 - 1:52.573 5 - <b>1:52.152</b>		
<b>27</b>	<b>Peter WILLIAMS</b>	Brabham BT15
1 - 2:41.266 2 - 5:35.789P 3 - 2:09.414 4 - 2:01.229 5 - <b>1:58.030</b>		
<b>28</b>	<b>Richard URWIN</b>	Brabham BT28
1 - 2:39.159 2 - 5:33.986P 3 - 2:05.550 4 - 1:52.035 5 - <b>1:51.063</b>		
<b>60</b>	<b>David CROWTHER</b>	Brabham SCA
1 - 2:58.305 2 - 5:34.757P 3 - 2:17.317 4 - 2:10.478 5 - <b>2:10.349</b>		

Car No 77 - 2 laps only.  
Weather : Sunny / Dry

# Peter Hanson Trophy - Race 1

## LAP ANALYSIS - QUALIFYING RACE 1

(contd.)

<b>61</b>	<b>Simon DIFFEY</b>	Lotus 20
1 - 2:41.117 2 - 5:27.291P 3 - 2:00.039 4 - 1:47.358 5 - <b>1:47.126</b>		
<b>63</b>	<b>Ferdinand GUSTAFSON</b>	Brabham BT18
1 - 2:56.789 2 - 5:39.105P 3 - 2:04.501 4 - 1:57.443 5 - <b>1:56.633</b>		
<b>66</b>	<b>Alexander MORTON</b>	Ausper T3
1 - 2:36.557 2 - 5:33.156P 3 - 2:07.849 4 - <b>1:57.277</b> 5 - 2:00.262		
<b>67</b>	<b>Ned SPIEKER</b>	Brabham BT6
1 - 2:48.524 2 - 5:32.013P 3 - 2:06.114 4 - 1:58.053 5 - <b>1:56.668</b>		
<b>68</b>	<b>Leif JOENSSON</b>	Titan MK3
1 - 2:27.362 2 - 5:33.587P 3 - 2:02.315 4 - 1:52.175 5 - <b>1:49.641</b>		
<b>73</b>	<b>Giuseppe BIANCHINI</b>	Tecno 69
1 - 2:27.181 2 - 5:40.016P 3 - 2:15.848 4 - 2:30.566 5 - <b>2:09.819</b>		
<b>77</b>	<b>Francois DEROSI</b>	Chevron B17
1 - <b>2:09.080</b> 2 - 5:31.380P		

Car No 77 - 2 laps only.  
Weather : Sunny / Dry

# Peter Hanson Trophy - Race 1

## LAP ANALYSIS - QUALIFYING RACE 1

(contd.)

<b>81</b>	<b>Steven WILKINSON</b>	Brabham BT21
1 - 2:25.780 2 - 6:12.330P 3 - 2:07.279 4 - 2:03.466 5 - <b>1:59.633</b>		
<b>83</b>	<b>Patrice DE SUZZONI</b>	Tecno 69
1 - 2:19.769 2 - 5:39.602P 3 - 2:10.291 4 - 2:02.566 5 - <b>2:00.748</b>		
<b>84</b>	<b>Hamish MORRISON</b>	Cooper T67
1 - 2:49.075 2 - 5:29.474P 3 - 2:04.748 4 - 1:56.945 5 - <b>1:51.664</b>		
<b>85</b>	<b>Maurice SLOTINE</b>	Merlyn Mk14A
1 - 2:31.981 2 - 6:27.179P 3 - 2:18.037 4 - <b>2:04.031</b>		
<b>88</b>	<b>Paul DAVIS</b>	Lotus 20
1 - 2:37.866 2 - 5:33.146P 3 - 2:09.262 4 - 1:58.829 5 - <b>1:58.705</b>		
<b>93</b>	<b>Roland FISCHER</b>	Tecno 69
1 - 2:11.234    6 - 1:48.281 2 - 5:45.249P 3 - 1:59.054 4 - 1:49.924 5 - <b>1:46.496</b>		
<b>96</b>	<b>Keith MESSER</b>	Vesey VF3
1 - 2:58.806 2 - 5:35.705P 3 - <b>2:05.006</b> 4 - 4:22.115P		

Car No 77 - 2 laps only.  
Weather : Sunny / Dry

**Peter Hanson Trophy - Race 1**  
**LAP ANALYSIS - QUALIFYING RACE 1**

(contd.)

<b>99</b>	<b>Nick LEES</b>	Barnett
1 -	2:36.577	
2 -	5:39.217P	
3 -	2:10.470	
4 -	<b>2:08.007</b>	
5 -	2:08.235	

# Peter Hanson Trophy - Race 1

## GRID FOR RACE 1

ROW 11	73 BIANCHINI	60 CROWTHER
ROW 10	99 LEES	77 DEROSI
ROW 9	85 SLOTINE	96 MESSER
ROW 8	83 DE SUZZONI	16 MILLER
ROW 7	88 DAVIS	81 WILKINSON
ROW 6	66 MORTON	27 WILLIAMS
ROW 5	63 GUSTAFSON	67 SPIEKER
ROW 4	84 MORRISON	25 COUNSELL
ROW 3	28 URWIN	10 BLEES
ROW 2	19 RIVET	68 JOENSSON
ROW 1	93 FISCHER	61 DIFFEY
	<b>POLE</b>	
		

Car No 77 - 2 laps only.

Weather : Sunny / Dry

These results are provisional until the conclusion of any judicial and technical matters.

Brands Hatch

Circuit Length = 2.6228 miles.

Start: 09:00 End: 09:15

Clerk of Course:

Stewards:

Timekeeper:

## Peter Hanson Trophy - Race 1

### PROVISIONAL RESULT - RACE 1

POS	NO	CL	DRIVER	NAT	CAR	TIME	LAPS	GAP	MPH	BEST
1	93	B	Roland FISCHER		Tecno 69	19:03.086	11		90.92	1:40.884
2	19	B	Geoffroy RIVET		Brabham BT21	19:04.318	11	1.232	90.82	1:42.486
3	61	D	Simon DIFFEY		Lotus 20	19:27.874	11	24.788	88.99	1:44.231
4	77	B	Francois DEROSI		Chevron B17	19:28.790	11	25.704	88.92	1:43.243
5	10	A	Max BLEES		Brabham BT15	19:32.481	11	29.395	88.64	1:44.705
6	84	E	Hamish MORRISON		Cooper T67	20:18.011	11	1:14.925	85.32	1:48.419
7	25	B	John COUNSELL		March 703	20:21.245	11	1:18.159	85.10	1:49.567
8	28	B	Richard URWIN		Brabham BT28	20:27.225	11	1:24.139	84.68	1:49.637
9	63	B	Ferdinand GUSTAFSON		Brabham BT18	19:04.227	10	1 LAP	82.57	1:51.398
10	81	B	Steven WILKINSON		Brabham BT21	19:38.208	10	1 LAP	80.19	1:53.947
11	66	E	Alexander MORTON		Ausper T3	20:10.838	10	1 LAP	78.03	1:57.113
12	16	B	Nigel MILLER		Brabham BT21	20:25.088	10	1 LAP	77.12	2:00.081
13	73	B	Giuseppe BIANCHINI		Tecno 69	19:17.755	9	2 LAPS	73.45	2:05.507
14	60	C	David CROWTHER		Brabham SCA	19:46.491	9	2 LAPS	71.68	2:08.503

#### NOT CLASSIFIED

67	E	Ned SPIEKER		Brabham BT6	19:00.528	10	D.N.F.	82.84	1:51.660
86	D	John CHISHOLM		Gemini 3A	13:15.683	7	D.N.F.	83.15	1:50.077
96	B	Keith MESSER		Vesey VF3	13:23.324	7	D.N.F.	82.36	1:47.685
88	D	Paul DAVIS		Lotus 20	10:24.427	5	D.N.F.	75.71	1:57.199
83	B	Patrice DE SUZZONI		Tecno 69	10:30.619	4	D.N.F.	59.99	2:04.153
27	A	Peter WILLIAMS		Brabham BT15	6:09.705	3	D.N.F.	76.80	1:58.997
68	B	Leif JOENSSON		Titan MK3		0	D.N.F.	N/A	

#### FASTEST LAP

93	B	Roland FISCHER		Tecno 69	1:40.884	11	93.59mph	150.62kph
61	D	Simon DIFFEY		Lotus 20	1:44.231	2	90.58mph	145.78kph
10	A	Max BLEES		Brabham BT15	1:44.705	9	90.17mph	145.12kph
84	E	Hamish MORRISON		Cooper T67	1:48.419	7	87.08mph	140.15kph
60	C	David CROWTHER		Brabham SCA	2:08.503	7	73.47mph	118.25kph

Car No 85 took first start.

Weather : Sunny / Dry

These results are provisional until the conclusion of any judicial and technical matters.

Brands Hatch

Circuit Length = 2.6228 miles.

Start: 14:00 End: 14:19

Clerk of Course:	Stewards:	Timekeeper:
------------------	-----------	-------------



## Peter Hanson Trophy - Race 1

### LAP CHART FOR RACE 1

Lap 1			Lap 2			Lap 3			Lap 4			Lap 5		
No	Behind	Laptime	No	Behind	Laptime	No	Behind	Laptime	No	Behind	Laptime	No	Behind	Laptime
93		1:49.302	93		1:44.645	93		1:44.097	93		1:43.297	93		1:44.226
61	1.848	1:51.150	61	1.434	1:44.231	19	1.125	1:43.448	19	0.777	1:42.949	19	0.126	1:43.575
19	2.142	1:51.444	19	1.774	1:44.277	61	2.585	1:45.248	61	4.367	1:45.079	61	5.913	1:45.772
10	4.132	1:53.434	10	5.252	1:45.765	10	7.508	1:46.353	10	10.088	1:45.877	60	1 LAP	2:10.999
28	10.098	1:59.400	77	12.933	1:47.083	77	15.022	1:46.186	77	17.475	1:45.750	10	12.331	1:46.469
25	10.354	1:59.656	28	16.004	1:50.551	28	21.723	1:49.816	83	1 LAP	3:09.751P	77	17.748	1:44.499
77	10.495	1:59.797	25	16.074	1:50.365	25	21.854	1:49.877	28	28.063	1:49.637	28	34.366	1:50.529
84	12.049	2:01.351	84	17.336	1:49.932	84	22.791	1:49.552	25	28.150	1:49.593	25	34.396	1:50.472
63	14.005	2:03.307	67	23.644	1:54.264	67	32.904	1:53.357	84	28.576	1:49.082	84	34.750	1:50.400
67	14.025	2:03.327	63	24.432	1:55.072	86	33.937	1:50.539	86	41.013	1:50.373	86	46.905	1:50.118
88	16.855	2:06.157	86	27.495	1:52.566	63	34.901	1:54.566	67	42.112	1:52.505	67	50.864	1:52.978
86	19.574	2:08.876	88	29.409	1:57.199	88	42.537	1:57.225	63	44.992	1:53.388	63	53.273	1:52.507
83	19.885	2:09.187	96	36.278	1:58.714	96	46.051	1:53.870	96	54.621	1:51.867	96	1:01.050	1:50.655
27	20.979	2:10.281	27	36.761	2:00.427	27	51.661	1:58.997	88	56.764	1:57.524	81	1:14.826	1:55.496
81	21.256	2:10.558	81	38.067	2:01.456	81	51.711	1:57.741	81	1:03.556	1:55.142	66	1:29.613	2:00.997
96	22.209	2:11.511	83	39.393	2:04.153	66	53.848	1:58.280	66	1:12.842	2:02.291	16	1:34.167	2:00.522
66	23.439	2:12.741	66	39.665	2:00.871	16	1:01.018	2:01.942	16	1:17.871	2:00.150	88	1:38.860	2:26.322P
16	26.684	2:15.986	16	43.173	2:01.134	73	1:17.723	2:08.278	73	1:42.756	2:08.330			
60	31.737	2:21.039	73	53.542	2:05.914	60	1:25.689	2:11.447						
73	32.273	2:21.575	60	58.339	2:11.247									

Car No 85 took first start.  
Weather : Sunny / Dry

Brands Hatch  
Circuit Length = 2.6228 miles.  
Start: 14:00 End: 14:19

# Peter Hanson Trophy - Race 1

## LAP CHART FOR RACE 1

(contd.)

Lap 6			Lap 7			Lap 8			Lap 9			Lap 10		
No	Behind	Laptime	No	Behind	Laptime	No	Behind	Laptime	No	Behind	Laptime	No	Behind	Laptime
93		1:43.288	19		1:42.928	19		1:42.758	19		1:42.486	19		1:44.038
19	0.455	1:43.617	93	2.273	1:45.656	93	2.226	1:42.711	93	0.986	1:41.246	93	0.682	1:43.734
83	2 LAPS	3:07.528P	66	1 LAP	2:00.042	61	16.813	1:46.714	81	1 LAP	1:53.947	60	2 LAPS	2:09.729
61	9.208	1:46.583	16	1 LAP	2:00.882	66	1 LAP	1:58.895	61	20.520	1:46.193	81	1 LAP	1:56.116
10	16.215	1:47.172	61	12.857	1:47.032	77	20.875	1:44.819	77	21.632	1:43.243	61	20.881	1:44.399
77	18.951	1:44.491	10	18.627	1:45.795	10	21.828	1:45.959	10	24.047	1:44.705	77	21.575	1:43.981
73	1 LAP	2:07.486	77	18.814	1:43.246	16	1 LAP	2:01.295	66	1 LAP	2:01.248	10	25.434	1:45.425
60	1 LAP	2:11.943	84	46.049	1:48.419	84	52.534	1:49.243	16	1 LAP	2:00.081	66	1 LAP	1:58.360
84	41.013	1:49.551	73	1 LAP	2:07.462	25	56.000	1:50.570	84	59.335	1:49.287	16	1 LAP	2:00.548
25	41.093	1:49.985	25	48.188	1:50.478	28	59.778	1:51.664	25	1:03.549	1:50.035	84	1:06.299	1:51.002
28	43.858	1:52.780	28	50.872	1:50.397	73	1 LAP	2:07.519	28	1:07.074	1:49.782	25	1:09.078	1:49.567
86	53.694	1:50.077	86	1:03.445	1:53.134	67	1:19.683	1:53.538	67	1:31.386	1:54.189	28	1:13.972	1:50.936
67	1:00.248	1:52.672	60	1 LAP	2:10.205	63	1:23.769	1:55.648	63	1:34.311	1:53.028	67	1:39.008	1:51.660
63	1:02.864	1:52.879	67	1:08.903	1:52.038	60	1 LAP	2:08.503	73	1 LAP	2:05.684			
96	1:06.784	1:49.022	63	1:10.879	1:51.398									
81	1:27.704	1:56.166	96	1:11.086	1:47.685									
			81	1:39.350	1:55.029									

Car No 85 took first start.  
Weather : Sunny / Dry

Brands Hatch  
Circuit Length = 2.6228 miles.  
Start: 14:00 End: 14:19

**Peter Hanson Trophy - Race 1  
LAP CHART FOR RACE 1**

(contd.)

Lap 11			Lap 12			Lap 13			Lap 14			Lap 15		
No	Behind	Laptime	No	Behind	Laptime	No	Behind	Laptime	No	Behind	Laptime	No	Behind	Laptime
93		1:40.884												
63	1 LAP	1:52.434												
19	1.232	1:42.798												
73	2 LAPS	2:05.507												
61	24.788	1:45.473												
77	25.704	1:45.695												
10	29.395	1:45.527												
81	1 LAP	1:56.557												
60	2 LAPS	2:11.379												
66	1 LAP	1:57.113												
84	1:14.925	1:50.192												
25	1:18.159	1:50.647												
16	1 LAP	2:02.548												
28	1:24.139	1:51.733												


Car No 85 took first start.  
Weather : Sunny / Dry

Brands Hatch  
Circuit Length = 2.6228 miles.  
Start: 14:00 End: 14:19

# Peter Hanson Trophy - Race 2

## GRID FOR RACE 8

ROW 11	68 JOENSSON	7 BUSBY
ROW 10	27 WILLIAMS	85 SLOTINE
ROW 9	96 MESSER	83 DE SUZZONI
ROW 8	60 CROWTHER	86 CHISHOLM
ROW 7	16 MILLER	73 BIANCHINI
ROW 6	81 WILKINSON	66 MORTON
ROW 5	67 SPIEKER	63 GUSTAFSON
ROW 4	25 COUNSELL	28 URWIN
ROW 3	10 BLEES	84 MORRISON
ROW 2	61 DIFFEY	77 DEROSI
ROW 1	93 FISCHER	19 RIVET
	<b>POLE</b>	



**Weather : Sunny / Dry**  
**These results are provisional until the conclusion of any judicial and technical matters.**

Brands Hatch  
 Circuit Length = 2.6228 miles.

Clerk of Course:	Stewards:	Timekeeper:
------------------	-----------	-------------

## Peter Hanson Trophy - Race 2

### PROVISIONAL RESULT - RACE 8

POS	NO	CL	DRIVER	NAT	CAR	TIME	LAPS	GAP	MPH	BEST
1	77	B	Francois DEROSI		Chevron B17	25:56.795	13		78.89	1:42.995
2	93	B	Roland FISCHER		Tecno 69	25:57.015	13	0.220	78.87	1:41.591
3	10	A	Max BLEES		Brabham BT15	25:57.374	13	0.579	78.86	1:42.930
4	19	B	Geoffroy RIVET		Brabham BT21	25:58.314	13	1.519	78.81	1:42.121
5	61	E	Simon DIFFEY		Lotus 20	26:14.603	13	17.808	77.99	1:44.664
6	84	E	Hamish MORRISON		Cooper T67	26:40.925	13	44.130	76.71	1:47.761
7	68	B	Leif JOENSSON		Titan MK3	26:53.452	13	56.657	76.12	1:48.663
8	63	B	Ferdinand GUSTAFSON		Brabham BT18	26:54.067	13	57.272	76.09	1:49.266
9	67	E	Ned SPIEKER		Brabham BT6	27:00.118	13	1:03.323	75.80	1:51.173
10	28	B	Richard URWIN		Brabham BT28	27:07.014	13	1:10.219	75.48	1:52.334
11	83	B	Patrice DE SUZZONI		Tecno 69	27:21.827	13	1:25.032	74.80	1:52.645
12	7	C	Paul BUSBY		Cooper-BRM T82	27:34.045	13	1:37.250	74.25	1:55.359
13	16	B	Nigel MILLER		Brabham BT21	27:47.067	13	1:50.272	73.67	1:57.587
14	73	B	Giuseppe BIANCHINI		Tecno 69	26:24.456	12	1 LAP	71.55	2:01.210
15	60	C	David CROWTHER		Brabham SCA	26:49.424	12	1 LAP	70.44	2:07.077

#### NOT CLASSIFIED

81	B	Steven WILKINSON		Brabham BT21	25:44.665	12	D.N.F.	73.39	1:53.827
27	A	Peter WILLIAMS		Brabham BT15	23:52.449	11	D.N.F.	72.55	1:56.623
25	B	John COUNSELL		March 703	19:22.451	9	D.N.F.	73.16	1:49.722
86	D	John CHISHOLM		Gemini 3A	19:23.012	9	D.N.F.	73.12	1:49.148
66	E	Alexander MORTON		Ausper T3	2:09.080	1	D.N.F.	73.67	2:09.080

#### FASTEST LAP

93	B	Roland FISCHER		Tecno 69	1:41.591	10	92.94mph	149.57kph
10	A	Max BLEES		Brabham BT15	1:42.930	10	91.73mph	147.63kph
61	E	Simon DIFFEY		Lotus 20	1:44.664	7	90.21mph	145.18kph
86	D	John CHISHOLM		Gemini 3A	1:49.148	9	86.50mph	139.21kph
7	C	Paul BUSBY		Cooper-BRM T82	1:55.359	9	81.85mph	131.72kph

Weather : Sunny / Dry

These results are provisional until the conclusion of any judicial and technical matters.

Brands Hatch

Circuit Length = 2.6228 miles.

Start: 11:11 End: 11:36

Clerk of Course:	Stewards:	Timekeeper:
------------------	-----------	-------------

## Peter Hanson Trophy - Race 2

### LAP CHART FOR RACE 8

Lap 1			Lap 2			Lap 3			Lap 4			Lap 5		
No	Behind	Laptime	No	Behind	Laptime	No	Behind	Laptime	No	Behind	Laptime	No	Behind	Laptime
93		1:50.329	93		1:43.882	93		1:44.662	93		2:53.029	93		2:54.444
19	0.221	1:50.550	19	0.763	1:44.424	19	0.597	1:44.496	19	0.889	2:53.321	19	1.231	2:54.786
77	0.923	1:51.252	77	1.270	1:44.229	77	1.131	1:44.523	77	2.209	2:54.107	77	2.914	2:55.149
61	4.042	1:54.371	10	5.032	1:44.534	10	5.476	1:45.106	10	3.371	2:50.924	10	3.606	2:54.679
10	4.380	1:54.709	61	7.196	1:47.036	61	7.803	1:45.269	61	4.569	2:49.795	61	4.308	2:54.183
84	7.316	1:57.645	84	13.174	1:49.740	84	21.387	1:52.875	84	5.257	2:36.899	84	4.710	2:53.897
25	10.245	2:00.574	25	18.210	1:51.847	63	24.547	1:50.743	63	6.404	2:34.886	63	5.469	2:53.509
28	11.032	2:01.361	63	18.466	1:51.000	25	24.975	1:51.427	25	6.887	2:34.941	25	6.361	2:53.918
63	11.348	2:01.677	28	19.578	1:52.428	28	28.114	1:53.198	28	7.673	2:32.588	28	7.032	2:53.803
67	12.924	2:03.253	67	21.244	1:52.202	68	28.889	1:51.899	68	8.653	2:32.793	68	7.577	2:53.368
68	14.445	2:04.774	68	21.652	1:51.089	86	29.310	1:52.054	67	9.794	2:30.562	67	8.566	2:53.216
83	14.615	2:04.944	86	21.918	1:50.815	67	32.261	1:55.679	86	10.566	2:34.285	86	9.701	2:53.579
86	14.985	2:05.314	83	24.081	1:53.348	83	36.134	1:56.715	83	11.810	2:28.705	83	10.412	2:53.046
81	17.243	2:07.572	81	29.454	1:56.093	81	44.462	1:59.670	81	12.378	2:20.945	81	11.183	2:53.249
66	18.751	2:09.080	16	36.330	2:00.051	16	55.804	2:04.136	16	13.283	2:10.508	16	11.884	2:53.045
16	20.161	2:10.490	7	41.044	2:00.217	7	56.424	2:00.042	7	13.797	2:10.402	7	12.445	2:53.092
7	24.709	2:15.038	27	42.975	2:01.125	27	57.703	1:59.390	27	17.158	2:12.484	27	14.329	2:51.615
27	25.732	2:16.061	60	50.191	2:07.148	60	1:13.086	2:07.557	60	27.941	2:07.884	60	15.061	2:41.564
60	26.925	2:17.254	73	57.620	2:08.252	73	1:33.102	2:20.144	73	57.653	2:17.580	73	17.679	2:14.470
73	33.250	2:23.579												

Weather : Sunny / Dry

msttimina.com

Page 1 of 3

Brands Hatch  
Circuit Length = 2.6228 miles.  
Start: 11:11 End: 11:36

Printed - 11:43 Sunday, 04 June 2006

## Peter Hanson Trophy - Race 2

### LAP CHART FOR RACE 8

(contd.)

Lap 6			Lap 7			Lap 8			Lap 9			Lap 10		
No	Behind	Laptime	No	Behind	Laptime	No	Behind	Laptime	No	Behind	Laptime	No	Behind	Laptime
93		2:39.808	93		1:42.732	93		1:43.470	77		1:46.109	10		1:42.930
19	0.180	2:38.757	19	0.416	1:42.968	19	0.088	1:43.142	10	1.310	1:45.108	77	0.484	1:44.724
77	0.885	2:37.779	77	1.963	1:43.810	77	1.488	1:42.995	61	4.091	1:46.945	19	4.412	1:44.193
10	1.296	2:37.498	61	3.308	1:44.664	10	3.799	1:43.643	19	4.459	1:51.968	61	5.265	1:45.414
61	1.376	2:36.876	10	3.626	1:45.062	61	4.743	1:44.905	93	8.542	1:56.139	93	5.893	1:41.591
84	1.911	2:37.009	84	6.940	1:47.761	84	13.453	1:49.983	84	16.249	1:50.393	84	21.597	1:49.588
63	4.097	2:38.436	25	13.459	1:51.327	25	19.711	1:49.722	25	22.498	1:50.384	68	36.688	1:56.748
25	4.864	2:38.311	63	14.285	1:52.920	86	21.508	1:49.931	86	23.059	1:49.148	63	37.512	1:56.604
28	5.645	2:38.421	86	15.047	1:51.427	63	21.994	1:51.179	68	24.180	1:49.616	67	40.341	1:55.192
68	5.855	2:38.086	28	16.318	1:53.405	68	22.161	1:48.663	63	25.148	1:50.751	28	43.958	1:56.633
86	6.352	2:36.459	68	16.968	1:53.845	67	25.813	1:52.221	67	29.389	1:51.173	83	48.015	1:58.491
67	6.344	2:37.586	67	17.062	1:53.450	28	25.847	1:52.999	28	31.565	1:53.315	7	59.529	1:57.860
83	7.895	2:37.291	83	17.808	1:52.645	83	27.346	1:53.008	83	33.764	1:54.015	81	1:01.362	2:07.772
81	8.772	2:37.397	81	19.867	1:53.827	81	30.586	1:54.189	81	37.830	1:54.841	27	1:07.085	1:56.623
16	9.692	2:37.616	16	24.547	1:57.587	7	38.147	1:56.896	7	45.909	1:55.359	16	1:08.156	1:59.184
7	10.480	2:37.843	7	24.721	1:56.973	16	41.096	2:00.019	16	53.212	1:59.713	73	1:36.274	2:05.467
27	13.300	2:38.779	27	30.491	1:59.923	27	45.460	1:58.439	27	54.702	1:56.839			
60	14.528	2:39.275	73	40.481	2:07.396	73	59.484	2:02.473	73	1:15.047	2:03.160			
73	15.817	2:37.946	60	40.521	2:08.725	60	1:05.984	2:08.933	60	1:26.158	2:07.771			

Weather : Sunny / Dry

msttimina.com

Page 2 of 3

Brands Hatch  
Circuit Length = 2.6228 miles.  
Start: 11:11 End: 11:36

Printed - 11:43 Sunday, 04 June 2006

**Peter Hanson Trophy - Race 2  
LAP CHART FOR RACE 8**

(contd.)

Lap 11			Lap 12			Lap 13			Lap 14			Lap 15		
No	Behind	Laptime	No	Behind	Laptime	No	Behind	Laptime	No	Behind	Laptime	No	Behind	Laptime
77		1:44.743	77		1:43.527	77		1:43.848						
10	0.428	1:45.655	10	0.395	1:43.494	93	0.220	1:43.373						
19	1.306	1:42.121	93	0.695	1:41.726	10	0.579	1:44.032						
93	2.496	1:41.830	19	1.282	1:43.503	19	1.519	1:44.085						
60	1 LAP	2:08.396	73	1 LAP	2:02.779	61	17.808	1:51.155						
61	6.300	1:46.262	61	10.501	1:47.728	73	1 LAP	2:01.210						
84	28.305	1:51.935	60	1 LAP	2:07.077	84	44.130	1:51.078						
68	43.727	1:52.266	84	36.900	1:52.122	60	1 LAP	2:07.840						
63	44.385	1:52.100	68	50.759	1:50.559	68	56.657	1:49.746						
67	47.557	1:52.443	63	51.854	1:50.996	63	57.272	1:49.266						
28	51.065	1:52.334	67	55.531	1:51.501	67	1:03.323	1:51.640						
83	1:00.051	1:57.263	28	1:00.694	1:53.156	28	1:10.219	1:53.373						
7	1:10.958	1:56.656	83	1:12.288	1:55.764	83	1:25.032	1:56.592						
81	1:11.723	1:55.588	7	1:24.953	1:57.522	7	1:37.250	1:56.145						
16	1:21.220	1:58.291	81	1:31.718	2:03.522	16	1:50.272	1:58.370						
27	1:23.029	2:01.171	16	1:35.750	1:58.057									



## Peter Hanson Trophy

### AGGREGATE RESULT RACE 1 & 8

POS	NO	CL	DRIVER	NAT	CAR	TIME	LAPS	GAP	MPH	BEST
1	93	B	Roland FISCHER		Tecno 69	45:00.101	24		83.48	1:40.884
2	19	B	Geoffroy RIVET		Brabham BT21	45:02.632	24	2.531	83.40	1:42.121
3	77	B	Francois DEROSI		Chevron B17	45:25.585	24	25.484	82.70	1:42.995
4	10	A	Max BLEES		Brabham BT15	45:29.855	24	29.754	82.57	1:42.930
5	61	E	Simon DIFFEY		Lotus 20	45:42.477	24	42.376	82.19	1:44.231
6	84	E	Hamish MORRISON		Cooper T67	46:58.936	24	1:58.835	79.96	1:47.761
7	28	B	Richard URWIN		Brabham BT28	47:34.239	24	2:34.138	78.97	1:49.637
8	63	B	Ferdinand GUSTAFSON		Brabham BT18	45:58.294	23	1 LAP	78.31	1:49.266
9	67	E	Ned SPIEKER		Brabham BT6	46:00.646	23	1 LAP	78.25	1:51.173
10	16	B	Nigel MILLER		Brabham BT21	48:12.155	23	1 LAP	74.69	1:57.587
11	81	B	Steven WILKINSON		Brabham BT21	45:22.873	22	2 LAPS	75.88	1:53.827
12	73	B	Giuseppe BIANCHINI		Tecno 69	45:42.211	21	3 LAPS	71.93	2:01.210
13	60	C	David CROWTHER		Brabham SCA	46:35.915	21	3 LAPS	70.54	2:07.077
14	25	B	John COUNSELL		March 703	39:43.696	20	4 LAPS	78.81	1:49.567
15	83	B	Patrice DE SUZZONI		Tecno 69	37:52.446	17	7 LAPS	70.27	1:52.645
16	86	D	John CHISHOLM		Gemini 3A	32:38.695	16	8 LAPS	76.73	1:49.148
17	27	A	Peter WILLIAMS		Brabham BT15	30:02.154	14	10 LAPS	72.98	1:56.623
18	68	B	Leif JOENSSON		Titan MK3	26:53.452	13	11 LAPS	75.69	1:48.663
19	7	C	Paul BUSBY		Cooper-BRM T82	27:34.045	13	11 LAPS	73.83	1:55.359
20	66	E	Alexander MORTON		Ausper T3	22:19.918	11	13 LAPS	77.13	1:57.113
21	96	B	Keith MESSER		Vesey VF3	13:23.324	7	17 LAPS	81.90	1:47.685
22	88	D	Paul DAVIS		Lotus 20	10:24.427	5	19 LAPS	75.29	1:57.199

#### FASTEST LAP

93	B	Roland FISCHER	Tecno 69	1:40.884	11	93.07mph	149.78kph
10	A	Max BLEES	Brabham BT15	1:42.930	21	91.22mph	146.80kph
61	E	Simon DIFFEY	Lotus 20	1:44.231	2	90.08mph	144.97kph
86	D	John CHISHOLM	Gemini 3A	1:49.148	16	86.02mph	138.44kph
7	C	Paul BUSBY	Cooper-BRM T82	1:55.359	-1	81.39mph	130.99kph

Weather : Sunny / Dry

These results are provisional until the conclusion of any judicial and technical matters.

Brands Hatch  
Circuit Length = 2.6082 miles.

Clerk of Course:	Stewards:	Timekeeper:
------------------	-----------	-------------

## Sports Racing Masters QUALIFYING FOR RACE 2

POS	NO	CL	DRIVER	NAT	CAR	TIME	LAPS	GAP	MPH
1	8	C	CLARK/HADFIELD		Elva Mk8	1:39.003	17		95.37
2	5	I	Adrian NEWEY		Ford GT40	1:39.113	17	0.110	95.26
3	3	D	Jon MINSHAW		Lola T70 Spyder	1:41.181	3	2.178	93.31
4	25	I	Leo VOYAZIDES		Ford GT40	1:42.102	17	3.099	92.47
5	20	I	Robert MEINS		Ford GT40	1:42.169	15	3.166	92.41
6	22	D	PHILLIPS/WILLIAMS		Cooper Monaco	1:42.241	16	3.238	92.35
7	123	A	HANCOCK/COOKE		Lotus 23B	1:43.864	16	4.861	90.90
8	61	D	WALKER/WRIGHT		Cooper Monaco	1:44.390	11	5.387	90.45
9	28	I	Shaun LYNN		Ford GT40	1:44.639	15	5.636	90.23
10	17	A	Robert HARTLEY		Elva Mk7	1:46.450	16	7.447	88.70
11	67	A	Ned SPIEKER		Lotus 23B	1:46.874	17	7.871	88.34
12	11	D	COOK/ROSS-JONES		Attila Mk3	1:48.145	7	9.142	87.30
13	10	A	Bernard TCHERNIAVSKY		Lotus 23B	1:51.960	13	12.957	84.33
14	55	D	Chris WILSON		McLaren M1B	1:52.368	16	13.365	84.02
15	7	A	QUINIOU/VAN GELDER		Lotus 23B	1:54.641	14	15.638	82.36
16	16	D	GIBBON/HALL		Lister Chevrolet	1:55.337	14	16.334	81.86
17	2	A	MORRISON/MORRISON		Lotus 23B	1:58.194	9	19.191	79.88

Weather : Sunny / Dry

These results are provisional until the conclusion of any judicial and technical matters.

Brands Hatch

Circuit Length = 2.6228 miles.

Start: 09:25 End: 09:55

Clerk of Course:	Stewards:	Timekeeper:
------------------	-----------	-------------

## Sports Racing Masters

### LAP ANALYSIS - QUALIFYING RACE 2

<b>2</b>	<b>MORRISON/MORRISON</b>	Lotus 23B		
1 -	8:42.931P	6 - 2:18.925		
2 -	2:12.960	7 - 4:17.337P		
3 -	<b>1:58.194</b>	8 - 2:12.139		
4 -	1:59.095	9 - 2:05.596		
5 -	4:25.033P			
<b>3</b>	<b>Jon MINSHAW</b>	Lola T70 Spyder		
1 -	3:51.573			
2 -	1:42.916			
3 -	<b>1:41.181</b>			
<b>5</b>	<b>Adrian NEWEY</b>	Ford GT40		
1 -	2:06.499	6 - 3:29.042P	11 - 1:48.434	16 - 1:39.885
2 -	1:43.891	7 - 1:50.157	12 - 1:42.377	17 - 1:39.914
3 -	1:42.011	8 - <b>1:39.113</b>	13 - 1:41.622	
4 -	1:40.709	9 - 1:39.475	14 - 1:39.964	
5 -	1:39.387	10 - 1:39.242	15 - 1:57.222	
<b>7</b>	<b>QUINIOU/VAN GELDER</b>	Lotus 23B		
1 -	2:27.252	6 - 3:00.156P	11 - 2:04.741	
2 -	1:59.267	7 - 2:33.377	12 - 2:02.836	
3 -	2:00.757	8 - 2:07.690	13 - 2:00.593	
4 -	<b>1:54.641</b>	9 - 2:07.658	14 - 2:00.417	
5 -	1:55.034	10 - 2:07.567		
<b>8</b>	<b>CLARK/HADFIELD</b>	Elva Mk8		
1 -	2:27.099	6 - 1:44.201	11 - 1:45.125	16 - 1:39.246
2 -	1:49.811	7 - 1:44.544	12 - 1:39.809	17 - 1:39.362
3 -	1:45.812	8 - 1:45.181	13 - <b>1:39.003</b>	
4 -	1:44.777	9 - 1:44.112	14 - 1:40.329	
5 -	1:44.206	10 - 2:41.433P	15 - 1:39.471	
<b>10</b>	<b>Bernard TCHERNIAVSKY</b>	Lotus 23B		
1 -	2:21.108	6 - 1:54.884	11 - 1:55.139	
2 -	1:59.309	7 - 1:52.905	12 - 1:52.473	
3 -	2:16.512	8 - 1:53.424	13 - <b>1:51.960</b>	
4 -	1:54.941	9 - 6:21.882P		
5 -	1:53.943	10 - 2:12.103		
<b>11</b>	<b>COOK/ROSS-JONES</b>	Attila Mk3		
1 -	2:09.821	6 - 1:53.768		
2 -	1:48.306	7 - 1:50.390		
3 -	<b>1:48.145</b>			
4 -	X:00.000P			
5 -	1:59.683			

# Sports Racing Masters

## LAP ANALYSIS - QUALIFYING RACE 2

(contd.)

<b>16</b>	<b>GIBBON/HALL</b>	Lister Chevrolet			
1 -	2:34.172	6 -	<b>1:55.337</b>	11 -	1:59.779
2 -	1:58.471	7 -	4:18.468P	12 -	1:58.748
3 -	1:58.317	8 -	2:10.234	13 -	1:56.031
4 -	1:56.612	9 -	1:59.075	14 -	1:55.756
5 -	1:55.571	10 -	2:01.654		
<b>17</b>	<b>Robert HARTLEY</b>	Elva Mk7			
1 -	2:34.506	6 -	1:47.858	11 -	1:49.490
2 -	1:55.917	7 -	3:23.735P	12 -	1:48.956
3 -	1:53.811	8 -	1:57.679	13 -	1:48.599
4 -	1:49.480	9 -	1:48.029	14 -	1:46.763
5 -	1:50.132	10 -	1:47.462	15 -	<b>1:46.450</b>
<b>20</b>	<b>Robert MEINS</b>	Ford GT40			
1 -	2:25.245	6 -	1:42.242	11 -	4:34.089P
2 -	1:46.625	7 -	1:58.972	12 -	1:58.006
3 -	1:45.577	8 -	1:43.138	13 -	1:51.732
4 -	1:43.742	9 -	1:42.296	14 -	1:42.494
5 -	1:43.103	10 -	1:43.839	15 -	<b>1:42.169</b>
<b>22</b>	<b>PHILLIPS/WILLIAMS</b>	Cooper Monaco			
1 -	2:22.988	6 -	<b>1:42.241</b>	11 -	1:52.900
2 -	1:48.388	7 -	1:42.777	12 -	1:51.969
3 -	1:46.719	8 -	3:12.935P	13 -	1:52.004
4 -	1:43.732	9 -	2:10.104	14 -	1:51.466
5 -	1:43.106	10 -	1:54.295	15 -	1:50.399
<b>25</b>	<b>Leo VOYAZIDES</b>	Ford GT40			
1 -	2:05.901	6 -	1:44.479	11 -	<b>1:42.102</b>
2 -	1:47.246	7 -	1:42.203	12 -	1:51.796
3 -	1:44.393	8 -	1:44.610	13 -	1:42.782
4 -	1:43.081	9 -	1:44.169	14 -	1:44.534
5 -	1:43.648	10 -	1:42.103	15 -	1:43.779
<b>28</b>	<b>Shaun LYNN</b>	Ford GT40			
1 -	2:28.373	6 -	1:47.152	11 -	1:46.073
2 -	1:57.143	7 -	1:51.176	12 -	1:46.832
3 -	1:56.749	8 -	4:57.883P	13 -	1:46.903
4 -	1:47.284	9 -	1:56.860	14 -	1:47.077
5 -	1:47.944	10 -	1:46.296	15 -	<b>1:44.639</b>
<b>55</b>	<b>Chris WILSON</b>	McLaren M1B			
1 -	2:33.648	6 -	1:55.465	11 -	1:54.720
2 -	2:01.932	7 -	1:59.058	12 -	1:57.736
3 -	1:57.154	8 -	1:54.224	13 -	1:56.341
4 -	1:56.376	9 -	1:54.880	14 -	1:55.000
5 -	1:55.402	10 -	1:55.626	15 -	<b>1:52.368</b>

Weather : Sunny / Dry

# Sports Racing Masters


## LAP ANALYSIS - QUALIFYING RACE 2

(contd.)

<b>61</b>	<b>WALKER/WRIGHT</b>	Cooper Monaco			
1 - 2:12.414	6 - 2:02.448	11 - <b>1:44.390</b>			
2 - 1:49.799	7 - 1:45.310				
3 - 1:48.351	8 - 1:44.780				
4 - 1:48.148	9 - 1:45.946				
5 - 5:07.143P	10 - 1:44.632				
<b>67</b>	<b>Ned SPIEKER</b>	Lotus 23B			
1 - 2:33.488	6 - 1:49.808	11 - 1:47.293	16 - 1:47.113		
2 - 1:53.061	7 - 1:49.407	12 - 1:49.826	17 - 1:46.938		
3 - 1:53.436	8 - 1:49.453	13 - 1:48.655			
4 - 1:50.500	9 - 1:48.343	14 - 1:48.708			
5 - 1:50.130	10 - 1:47.090	15 - <b>1:46.874</b>			
<b>123</b>	<b>HANCOCK/COOKE</b>	Lotus 23B			
1 - 2:27.282	6 - 1:51.354	11 - 1:46.562	16 - <b>1:43.864</b>		
2 - 1:54.467	7 - 1:51.200	12 - 1:46.342			
3 - 1:53.409	8 - 2:48.892P	13 - 1:45.083			
4 - 1:52.430	9 - 1:55.488	14 - 1:44.197			
5 - 1:52.671	10 - 1:48.172	15 - 1:45.406			

# Sports Racing Masters

## GRID FOR RACE 2

ROW 9	2	MORRISON/MORRISON	
ROW 8	7	QUINIOU/VAN GELDER	16 GIBBON/HALL
ROW 7	10	TCHERNIAVSKY	55 WILSON
ROW 6	67	SPIEKER	11 COOK/ROSS-JONES
ROW 5	28	LYNN	17 HARTLEY
ROW 4	123	HANCOCK/COOKE	61 WALKER/WRIGHT
ROW 3	20	MEINS	22 PHILLIPS/WILLIAMS
ROW 2	3	MINSHAW	25 VOYAZIDES
ROW 1	8	CLARK/HADFIELD	5 NEWHEY
<b>POLE</b>			
			

Weather : Sunny / Dry

These results are provisional until the conclusion of any judicial and technical matters.

Brands Hatch

Circuit Length = 2.6228 miles.

Start: 09:25 End: 09:55

Clerk of Course:

Stewards:

Timekeeper:

# Sports Racing Masters - Race 1

## PROVISIONAL RESULT - RACE 2

POS	NO	CL	DRIVER	NAT	CAR	TIME	LAPS	GAP	MPH	BEST
1	8	C	CLARK/HADFIELD		Elva Mk8	31:16.763	18		90.59	1:39.650
2	5	I	Adrian NEWEY		Ford GT40	31:59.325	18	42.562	88.58	1:41.112
3	20	I	Robert MEINS		Ford GT40	32:55.951	18	1:39.188	86.04	1:43.492
4	25	I	Leo VOYAZIDES		Ford GT40	32:58.111	18	1:41.348	85.95	1:43.695
5	28	I	Shaun LYNN		Ford GT40	31:51.277	17	1 LAP	84.01	1:45.870
6	17	A	Robert HARTLEY		Elva Mk7	32:04.405	17	1 LAP	83.44	1:47.913
7	61	D	WALKER/WRIGHT		Lotus 11	32:05.423	17	1 LAP	83.40	1:47.300
8	11	D	COOK/ROSS-JONES		Attila Mk3	32:34.977	17	1 LAP	82.14	1:47.653
9	10	A	Bernard TCHERNIAVSKY		Lotus 23B	33:05.750	17	1 LAP	80.86	1:50.265
10	123	A	HANCOCK/COOKE		Lotus 23B	31:26.211	16	2 LAPS	80.13	1:50.616
11	55	D	Chris WILSON		McLaren M1B	32:24.117	16	2 LAPS	77.74	1:53.471
12	16	D	GIBBON/HALL		Lister Chevrolet	33:17.458	16	2 LAPS	75.66	1:55.938
13	2	A	MORRISON/MORRISON		Lotus 23B	32:03.212	14	4 LAPS	68.76	1:51.052
NOT CLASSIFIED										
67	A		Ned SPIEKER		Lotus 23B	24:59.686	13	D.N.F.	81.89	1:47.744
3	D		Jon MINSHAW		Lola T70 Spyder	15:22.899	9	D.N.F.	92.15	1:39.289
22	D		PHILLIPS/WILLIAMS		Cooper Monaco	16:59.173	9	D.N.F.	83.44	1:48.169
128	A		CLARKSON/WILLIAMS		Lotus 23	7:36.052	4	D.N.F.	82.96	1:50.608
7	A		QUINIOU/VAN GELDER		Lotus 23B	7:33.421	2	D.N.F.	41.79	2:06.377
FASTEST LAP										
3	D		Jon MINSHAW		Lola T70 Spyder	1:39.289	3	95.09mph		153.04kph
8	C		CLARK/HADFIELD		Elva Mk8	1:39.650	2	94.75mph		152.48kph
5	I		Adrian NEWEY		Ford GT40	1:41.112	2	93.38mph		150.28kph
67	A		Ned SPIEKER		Lotus 23B	1:47.744	5	87.63mph		141.03kph

Weather : Sunny / Dry

These results are provisional until the conclusion of any judicial and technical matters.

Brands Hatch

Circuit Length = 2.6228 miles.

Start: 14:33 End: 15:05

Clerk of Course:	Stewards:	Timekeeper:
------------------	-----------	-------------

## Sports Racing Masters - Race 1

### LAP CHART FOR RACE 2

Lap 1			Lap 2			Lap 3			Lap 4			Lap 5		
No	Behind	Laptime	No	Behind	Laptime	No	Behind	Laptime	No	Behind	Laptime	No	Behind	Laptime
8		1:42.470	8		1:39.650	3		1:39.289	8		1:40.229	8		1:40.218
3	0.050	1:42.520	3	0.444	1:40.044	8	0.000	1:39.733	3	0.109	1:40.338	3	0.291	1:40.400
5	2.760	1:45.230	5	4.222	1:41.112	5	5.770	1:41.281	5	6.924	1:41.383	5	8.103	1:41.397
25	4.688	1:47.158	25	9.714	1:44.676	25	14.096	1:44.115	25	17.562	1:43.695	25	21.660	1:44.316
20	5.715	1:48.185	20	10.521	1:44.456	20	14.745	1:43.957	20	18.008	1:43.492	20	22.041	1:44.251
28	9.069	1:51.539	28	15.406	1:45.987	28	21.834	1:46.161	28	27.475	1:45.870	28	34.444	1:47.187
22	11.666	1:54.136	17	22.340	1:49.560	17	31.859	1:49.252	17	40.005	1:48.375	17	47.700	1:47.913
17	12.430	1:54.900	22	22.787	1:50.771	22	33.192	1:50.138	11	41.052	1:47.807	11	48.487	1:47.653
123	13.696	1:56.166	11	23.953	1:49.758	11	33.474	1:49.254	67	41.979	1:48.091	67	49.505	1:47.744
11	13.845	1:56.315	67	24.911	1:50.182	67	34.117	1:48.939	22	43.262	1:50.299	22	51.213	1:48.169
67	14.379	1:56.849	123	26.153	1:52.107	10	37.767	1:50.265	61	46.861	1:48.774	61	53.943	1:47.300
10	15.828	1:58.298	10	27.235	1:51.057	61	38.316	1:50.019	10	48.554	1:51.016	10	59.484	1:51.148
2	17.126	1:59.596	61	28.030	1:48.758	123	39.324	1:52.904	123	49.711	1:50.616	123	1:00.450	1:50.957
55	18.882	2:01.352	2	29.861	1:52.385	2	41.180	1:51.052	7	2 LAPS	5:27.044P	55	1:14.347	1:53.804
61	18.922	2:01.392	128	30.239	1:50.608	128	41.440	1:50.934	128	53.970	1:52.759	2	1 LAP	4:05.160P
128	19.281	2:01.751	55	33.634	1:54.402	55	47.372	1:53.471	55	1:00.761	1:53.618	16	1:32.194	1:58.104
16	23.771	2:06.241	16	40.658	1:56.537	16	56.863	1:55.938	16	1:14.308	1:57.674			
7	23.907	2:06.377												



# Sports Racing Masters - Race 1

## LAP CHART FOR RACE 2

(contd.)

Lap 6			Lap 7			Lap 8			Lap 9			Lap 10		
No	Behind	Laptime	No	Behind	Laptime	No	Behind	Laptime	No	Behind	Laptime	No	Behind	Laptime
8		1:39.879	8		1:42.150	8		1:44.322	8		1:47.141	8		1:48.056
3	1.048	1:40.636	3	2.267	1:43.369	3	6.039	1:48.094	10	1 LAP	1:57.123	10	1 LAP	1:58.026
5	13.912	1:45.688	16	1 LAP	2:06.406	55	1 LAP	2:04.413	123	1 LAP	1:58.599	123	1 LAP	1:57.354
25	34.271	1:52.490	5	21.307	1:49.545	5	26.753	1:49.768	3	7.107	1:48.209	5	31.680	1:49.271
20	34.945	1:52.783	2	2 LAPS	2:17.979	16	1 LAP	2:09.081	5	30.465	1:50.853	55	1 LAP	2:08.257
28	46.148	1:51.583	20	45.733	1:52.938	20	52.707	1:51.296	55	1 LAP	2:07.684	20	1:06.576	1:54.443
17	59.101	1:51.280	25	46.449	1:54.328	25	55.168	1:53.041	20	1:00.189	1:54.623	25	1:12.047	1:56.095
11	1:00.385	1:51.777	28	56.653	1:52.655	2	2 LAPS	2:25.524	16	1 LAP	2:08.498	28	1:29.337	1:58.592
67	1:00.939	1:51.313	17	1:11.269	1:54.318	28	1:08.782	1:56.451	25	1:04.008	1:55.981	17	1:37.997	1:55.384
22	1:02.641	1:51.307	11	1:12.217	1:53.982	17	1:22.435	1:55.488	28	1:18.801	1:57.160	16	1 LAP	2:25.117
123	1:17.216	1:56.645	67	1:12.977	1:54.188	67	1:25.283	1:56.628	2	2 LAPS	2:11.500	11	1:48.108	1:59.146
10	1:18.223	1:58.618	22	1:16.704	1:56.213	11	1:26.548	1:58.653	17	1:30.669	1:55.375			
61	1:20.477	2:06.413	61	1:31.461	1:53.134	22	1:29.352	1:56.970	11	1:37.018	1:57.611			
55	1:37.123	2:02.655	123	1:34.412	1:59.346	61	1:38.757	1:51.618	22	1:43.381	2:01.170			
			10	1:34.784	1:58.711				67	1:43.667	2:05.525			
									61	1:47.410	1:55.794			

Weather : Sunny / Dry

msttimina.com

Page 2 of 4

Brands Hatch  
Circuit Length = 2.6228 miles.  
Start: 14:33 End: 15:05

Printed - 15:08 Saturday, 03 June 2006

# Sports Racing Masters - Race 1

## LAP CHART FOR RACE 2

(contd.)

Lap 11			Lap 12			Lap 13			Lap 14			Lap 15		
No	Behind	Laptime	No	Behind	Laptime	No	Behind	Laptime	No	Behind	Laptime	No	Behind	Laptime
8		1:48.231	8		1:47.731	8		1:46.809	8		1:46.564	8		1:45.904
2	3 LAPS	2:09.647	11	1 LAP	1:56.875	17	1 LAP	1:54.685	55	2 LAPS	2:03.473	28	1 LAP	1:53.785
61	1 LAP	1:55.677	61	1 LAP	1:52.869	61	1 LAP	1:52.689	28	1 LAP	1:56.093	55	2 LAPS	2:02.645
67	1 LAP	1:59.694	16	2 LAPS	2:08.561	11	1 LAP	1:58.341	17	1 LAP	1:53.967	17	1 LAP	1:55.351
10	1 LAP	1:59.264	67	1 LAP	1:59.086	16	2 LAPS	2:05.463	61	1 LAP	1:52.119	61	1 LAP	1:52.192
5	32.635	1:49.186	2	3 LAPS	2:13.422	67	1 LAP	1:59.960	11	1 LAP	1:58.358	5	36.211	1:46.520
123	1 LAP	2:29.598	5	32.744	1:47.840	5	33.495	1:47.560	5	35.595	1:48.664	11	1 LAP	1:58.457
20	1:11.007	1:52.662	10	1 LAP	1:59.127	10	1 LAP	1:59.143	67	1 LAP	2:01.487	16	2 LAPS	2:03.949
55	1 LAP	2:07.234	123	1 LAP	1:58.003	2	3 LAPS	2:11.521	16	2 LAPS	2:05.250	10	1 LAP	2:00.068
25	1:16.680	1:52.864	20	1:14.764	1:51.488	123	1 LAP	1:59.399	10	1 LAP	1:58.746	20	1:28.186	1:50.702
28	1:36.505	1:55.399	25	1:20.969	1:52.020	20	1:19.244	1:51.289	2	3 LAPS	2:10.116	25	1:33.254	1:49.992
17	1:44.900	1:55.134	55	1 LAP	2:05.973	25	1:24.539	1:50.379	20	1:23.388	1:50.708	123	1 LAP	1:55.870
			28	1:44.280	1:55.506				123	1 LAP	1:56.239	2	3 LAPS	2:13.659
									25	1:29.166	1:51.191			

Weather : Sunny / Dry

msttimina.com

Page 3 of 4

Brands Hatch  
 Circuit Length = 2.6228 miles.  
 Start: 14:33 End: 15:05

Printed - 15:08 Saturday, 03 June 2006

# Sports Racing Masters - Race 1

## LAP CHART FOR RACE 2

(contd.)

Lap 16			Lap 17			Lap 18			Lap 19			Lap 20		
No	Behind	Laptime	No	Behind	Laptime	No	Behind	Laptime	No	Behind	Laptime	No	Behind	Laptime
8		1:46.194	8		1:45.614	8		1:45.868						
28	1 LAP	1:53.187	2	4 LAPS	2:09.453	123	2 LAPS	1:56.301						
17	1 LAP	1:55.024	28	1 LAP	1:51.800	28	1 LAP	1:52.322						
55	2 LAPS	2:02.027	17	1 LAP	1:54.207	5	42.562	1:48.835						
61	1 LAP	1:52.397	5	39.595	1:47.804	2	4 LAPS	2:12.198						
5	37.405	1:47.388	61	1 LAP	1:53.221	17	1 LAP	1:54.192						
11	1 LAP	1:56.897	55	2 LAPS	2:02.748	61	1 LAP	1:51.057						
10	1 LAP	1:58.460	11	1 LAP	1:57.017	55	2 LAPS	2:00.361						
16	2 LAPS	2:03.228	10	1 LAP	1:57.579	11	1 LAP	1:57.076						
20	1:33.239	1:51.247	20	1:36.380	1:48.755	20	1:39.188	1:48.676						
25	1:35.765	1:48.705	25	1:38.720	1:48.569	25	1:41.348	1:48.496						
123	1 LAP	1:56.107	16	2 LAPS	2:03.913	10	1 LAP	1:59.101						
						16	2 LAPS	2:03.498						

Weather : Sunny / Dry

msttimina.com


Page 4 of 4

Brands Hatch  
 Circuit Length = 2.6228 miles.  
 Start: 14:33 End: 15:05

Printed - 15:08 Saturday, 03 June 2006

# Sports Racing Masters - Race 2

## GRID FOR RACE 9

ROW 9	128	CLARKSON/WILLIAMS	7	QUINIOU/VAN GELDER
ROW 8	3	MINSHAW	22	PHILLIPS/WILLIAMS
ROW 7	2	MORRISON/MORRISON	67	SPIEKER
ROW 6	55	WILSON	16	GIBBON/HALL
ROW 5	10	TCHERNIAVSKY	123	HANCOCK/COOKE
ROW 4	61	WALKER/WRIGHT	11	COOK/ROSS-JONES
ROW 3	28	LYNN	17	HARTLEY
ROW 2	20	MEINS	25	VOYAZIDES
ROW 1	8	CLARK/HADFIELD	5	NEWHEY
<b>POLE</b>				
				

Weather : Sunny / Dry

These results are provisional until the conclusion of any judicial and technical matters.

Brands Hatch  
Circuit Length = 2.6228 miles.

Clerk of Course:	Stewards:	Timekeeper:
------------------	-----------	-------------

## Sports Racing Masters - Race 2

### PROVISIONAL RESULT - RACE 9

POS	NO	CL	DRIVER	NAT	CAR	TIME	LAPS	GAP	MPH	BEST
1	3	D	Jon MINSHAW		Lola T70 Spyder	31:04.739	17		86.11	1:39.960
2	5	I	Adrian NEWWEY		Ford GT40	31:11.321	17	6.582	85.81	1:41.677
3	25	I	Leo VOYAZIDES		Ford GT40	31:28.129	17	23.390	85.04	1:43.170
4	20	I	Robert MEINS		Ford GT40	31:28.686	17	23.947	85.02	1:43.341
5	8	C	CLARK/HADFIELD		Elva Mk8	31:38.595	17	33.856	84.58	1:43.674
6	123	A	HANCOCK/COOKE		Lotus 23B	32:05.130	17	1:00.391	83.41	1:44.873
7	17	A	Robert HARTLEY		Elva Mk7	32:45.574	17	1:40.835	81.69	1:48.453
8	10	A	Bernard TCHERNIAVSKY		Lotus 23B	31:27.075	16	1 LAP	80.09	1:49.523
9	128	A	CLARKSON/WILLIAMS		Lotus 23	31:32.805	16	1 LAP	79.85	1:50.315
10	16	D	GIBBON/HALL		Lister Chevrolet	32:59.072	16	1 LAP	76.37	1:52.927
11	67	A	Ned SPIEKER		Lotus 23B	31:45.753	13	4 LAPS	64.44	1:49.067
NOT CLASSIFIED										
28	I		Shaun LYNN		Ford GT40	26:26.524	14	D.N.F.	83.36	1:43.577
22	D		PHILLIPS/WILLIAMS		Cooper Monaco	21:22.328	11	D.N.F.	81.04	1:44.277
55	D		Chris WILSON		McLaren M1B	22:40.069	11	D.N.F.	76.41	1:53.448
FASTEST LAP										
3	D		Jon MINSHAW		Lola T70 Spyder	1:39.960	6	94.45mph	152.01kph	
5	I		Adrian NEWWEY		Ford GT40	1:41.677	6	92.86mph	149.44kph	
8	C		CLARK/HADFIELD		Elva Mk8	1:43.674	11	91.07mph	146.57kph	
123	A		HANCOCK/COOKE		Lotus 23B	1:44.873	5	90.03mph	144.89kph	

Weather : Sunny / Dry

These results are provisional until the conclusion of any judicial and technical matters.

Brands Hatch

Circuit Length = 2.6228 miles.

Start: 11:53 End: 12:24

Clerk of Course:	Stewards:	Timekeeper:
------------------	-----------	-------------

## Sports Racing Masters - Race 2

### LAP CHART FOR RACE 9

Lap 1			Lap 2			Lap 3			Lap 4			Lap 5		
No	Behind	Laptime	No	Behind	Laptime	No	Behind	Laptime	No	Behind	Laptime	No	Behind	Laptime
5		1:44.272	5		2:53.585	5		2:34.890	5		1:41.954	5		1:41.984
20	2.650	1:46.922	20	1.134	2:52.069	20	0.629	2:34.385	20	2.635	1:43.960	3	2.814	1:40.600
25	4.145	1:48.417	25	1.905	2:51.345	25	1.122	2:34.107	25	2.908	1:43.740	20	5.030	1:44.379
8	4.673	1:48.945	8	2.713	2:51.625	8	1.803	2:33.980	3	4.198	1:42.516	25	5.172	1:44.248
28	5.733	1:50.005	28	3.294	2:51.146	28	2.522	2:34.118	8	5.186	1:45.337	8	7.586	1:44.384
123	6.521	1:50.793	123	3.902	2:50.966	123	3.151	2:34.139	28	6.512	1:45.944	28	9.304	1:44.776
3	7.103	1:51.375	3	6.562	2:53.044	3	3.636	2:31.964	123	7.469	1:46.272	123	10.358	1:44.873
17	8.732	1:53.004	17	7.753	2:52.606	17	4.690	2:31.827	17	11.189	1:48.453	22	15.529	1:44.718
10	11.172	1:55.444	10	8.931	2:51.344	10	6.327	2:32.286	22	12.795	1:45.852	17	17.994	1:48.789
55	12.833	1:57.105	55	9.761	2:50.513	55	8.078	2:33.207	10	17.146	1:52.773	10	27.918	1:52.756
128	15.977	2:00.249	128	10.825	2:48.433	128	8.620	2:32.685	128	20.351	1:53.685	128	30.211	1:51.844
22	19.619	2:03.891	22	12.184	2:46.150	22	8.897	2:31.603	55	21.690	1:55.566	55	33.154	1:53.448
16	22.517	2:06.789	16	13.054	2:44.122	16	11.617	2:33.453	16	26.874	1:57.211	16	41.445	1:56.555
									67	3 LAPS	9:24.068P	67	3 LAPS	1:57.833

## Sports Racing Masters - Race 2

### LAP CHART FOR RACE 9

(contd.)

Lap 6			Lap 7			Lap 8			Lap 9			Lap 10		
No	Behind	Laptime	No	Behind	Laptime	No	Behind	Laptime	No	Behind	Laptime	No	Behind	Laptime
5		1:41.677	5		1:42.044	3		1:42.070	3		1:40.974	3		1:42.755
3	1.097	1:39.960	3	0.060	1:41.007	5	0.789	1:42.919	5	2.717	1:42.902	5	2.815	1:42.853
20	6.770	1:43.417	20	8.537	1:43.811	20	10.399	1:43.992	25	12.727	1:43.266	25	13.504	1:43.532
25	7.007	1:43.512	25	8.633	1:43.670	25	10.435	1:43.932	20	13.473	1:44.048	20	14.110	1:43.392
8	10.526	1:44.617	8	12.483	1:44.001	8	14.378	1:44.025	8	17.422	1:44.018	8	18.598	1:43.931
28	11.890	1:44.263	28	13.743	1:43.897	28	15.945	1:44.332	28	18.897	1:43.926	28	19.719	1:43.577
123	13.612	1:44.931	123	17.630	1:46.062	123	22.382	1:46.882	22	26.715	1:44.737	22	28.999	1:45.039
22	18.300	1:44.448	22	20.533	1:44.277	22	22.952	1:44.549	123	27.823	1:46.415	123	30.932	1:45.864
17	25.221	1:48.904	17	32.020	1:48.843	17	39.151	1:49.261	17	48.033	1:49.856	17	54.753	1:49.475
10	39.444	1:53.203	10	49.623	1:52.223	10	59.304	1:51.811	10	1:08.980	1:50.650	10	1:16.594	1:50.369
128	40.758	1:52.224	128	50.253	1:51.539	128	59.962	1:51.839	128	1:10.155	1:51.167	128	1:17.724	1:50.324
55	45.617	1:54.140	55	58.215	1:54.642	67	3 LAPS	1:50.727	67	3 LAPS	1:49.165	67	3 LAPS	1:49.619
67	3 LAPS	1:50.791	67	3 LAPS	1:49.240	55	1:12.366	1:56.281	55	1:25.889	1:54.497	55	1:37.974	1:54.840
16	57.341	1:57.573	16	1:10.541	1:55.244	16	1:23.349	1:54.938	16	1:37.434	1:55.059			

Weather : Sunny / Dry

msttimina.com

Page 2 of 4

Brands Hatch  
Circuit Length = 2.6228 miles.  
Start: 11:53 End: 12:24

Printed - 12:27 Sunday, 04 June 2006

**Sports Racing Masters - Race 2  
LAP CHART FOR RACE 9**

(contd.)

Lap 11			Lap 12			Lap 13			Lap 14			Lap 15		
No	Behind	Laptime	No	Behind	Laptime	No	Behind	Laptime	No	Behind	Laptime	No	Behind	Laptime
3		1:40.437	3		1:41.388	3		1:44.768	3		1:42.090	3		1:41.261
5	4.323	1:41.945	5	5.520	1:42.585	5	3.570	1:42.818	10	1 LAP	1:51.822	5	7.108	1:43.604
16	1 LAP	1:56.955	55	1 LAP	1:55.830	25	17.344	1:43.622	128	1 LAP	1:51.288	10	1 LAP	1:51.407
25	16.237	1:43.170	25	18.490	1:43.641	20	17.978	1:43.612	5	4.765	1:43.285	128	1 LAP	1:51.478
20	17.014	1:43.341	20	19.134	1:43.508	8	24.283	1:44.632	67	4 LAPS	1:51.427	67	4 LAPS	1:49.341
8	21.835	1:43.674	8	24.419	1:43.972	28	27.750	1:46.095	25	19.705	1:44.451	25	22.467	1:44.023
28	23.061	1:43.779	28	26.423	1:44.750	16	1 LAP	1:55.276	20	20.269	1:44.381	20	23.046	1:44.038
22	35.626	1:47.064	16	1 LAP	1:57.141	123	43.457	1:47.681	8	26.898	1:44.705	8	31.152	1:45.515
123	35.910	1:45.415	123	40.544	1:46.022	17	1:15.930	1:49.591	28	31.576	1:45.916	123	54.467	1:47.035
17	1:03.911	1:49.595	17	1:11.107	1:48.584				123	48.693	1:47.326	16	1 LAP	1:53.744
10	1:26.606	1:50.449	10	1:35.872	1:50.654				16	1 LAP	1:55.135	17	1:30.222	1:48.868
128	1:27.602	1:50.315	128	1:36.973	1:50.759				17	1:22.615	1:48.775			
67	3 LAPS	1:49.076	67	3 LAPS	1:49.067									



## Sports Racing Masters - Race 2

### LAP CHART FOR RACE 9

(contd.)

Lap 16			Lap 17			Lap 18			Lap 19			Lap 20		
No	Behind	Laptime	No	Behind	Laptime	No	Behind	Laptime	No	Behind	Laptime	No	Behind	Laptime
3		1:42.166	3		1:46.364									
5	8.624	1:43.682	5	6.582	1:44.322									
10	1 LAP	1:49.523	10	1 LAP	1:50.361									
128	1 LAP	1:51.070	25	23.390	1:44.996									
67	4 LAPS	1:49.071	20	23.947	1:44.950									
25	24.758	1:44.457	128	1 LAP	1:53.906									
20	25.361	1:44.481	8	33.856	1:46.225									
8	33.995	1:45.009	67	4 LAPS	2:06.328									
123	1:00.340	1:48.039	123	1:00.391	1:46.415									
16	1 LAP	1:52.927	17	1:40.835	1:50.671									
17	1:36.528	1:48.472	16	1 LAP	2:26.950									

Weather : Sunny / Dry

msttimina.com

Page 4 of 4

Brands Hatch  
 Circuit Length = 2.6228 miles.  
 Start: 11:53 End: 12:24  
 Printed - 12:27 Sunday, 04 June 2006

## Group C/GTP

### QUALIFYING FOR RACE 3

POS	NO	CL	DRIVER	NAT	CAR	TIME	LAPS	GAP	MPH
1	21	GP1	David MERCER		Spice SE90C	1:20.051	16		117.95
2	8	GP1	Justin LAW		Jaguar XJR12	1:20.618	12	0.567	117.12
3	2	GP1	Richard EYRE		Jaguar XJR16	1:23.210	15	3.159	113.47
4	53	GP1	Mark SUMPTER		Porsche 962	1:23.883	18	3.832	112.56
5	75	GP3	Gary PEARSON		ADA Cosworth	1:25.114	11	5.063	110.93
6	12	GP1	Jim MULLEN		Spice GTP	1:25.274	19	5.223	110.72
7	32	GP1	Nick RINI		Jaguar XJR12D	1:28.665	17	8.614	106.49
8	28	GP1	Richard ODDIE		Argo JM20C	1:28.821	14	8.770	106.30
9	33	GP2	Henry PEARMAN		Porsche 956B	1:29.218	16	9.167	105.83
10	29	GP1	Martin EYRE		Gebhardt Cosworth	1:29.499	16	9.448	105.49
11	88	GP1	Nick RANDALL		Nissan NTP1	1:30.599	16	10.548	104.21
12	70	GP3	Ian STINTON		Spice SE86 DFZ	1:30.792	15	10.741	103.99
13	16	GP4	Peter SCHLEIFER		March 84G	1:31.098	17	11.047	103.64
14	26	GP3	Alvin POWELL		Tiga 288	1:31.728	13	11.677	102.93
15	103	GP4	Duncan McKAY		Bardon DB2	1:43.337	12	23.286	91.37
16	37	GP4	Richard BATEMAN		Tiga GC287	1:45.371	12	25.320	89.60
17	80	GP1	RANDALL/RANDALL		Spice SE90	2:04.388	2	44.337	75.90

Weather : Sunny / Dry

These results are provisional until the conclusion of any judicial and technical matters.

Brands Hatch

Circuit Length = 2.6228 miles.

Start: 10:05 End: 10:40

Clerk of Course:	Stewards:	Timekeeper:
------------------	-----------	-------------

## Group C/GTP

### LAP ANALYSIS - QUALIFYING RACE 3

<b>2</b>	<b>Richard EYRE</b>	Jaguar XJR16			
1 -	8:32.972P	6 -	1:27.520	11 -	1:25.260
2 -	1:49.181	7 -	1:26.003	12 -	1:26.109
3 -	1:27.705	8 -	1:28.379	13 -	1:23.953
4 -	1:32.118	9 -	7:55.011P	14 -	<b>1:23.210</b>
5 -	1:29.335	10 -	1:41.113	15 -	1:23.869
<b>8</b>	<b>Justin LAW</b>	Jaguar XJR12			
1 -	8:42.247P	6 -	1:25.261	11 -	<b>1:20.618</b>
2 -	1:34.662	7 -	5:40.934P	12 -	1:21.868
3 -	1:26.426	8 -	1:36.423		
4 -	1:26.267	9 -	1:23.818		
5 -	1:24.972	10 -	1:23.480		
<b>12</b>	<b>Jim MULLEN</b>	Spice GTP			
1 -	2:00.736	6 -	1:28.586	11 -	1:44.380
2 -	6:54.330P	7 -	1:28.803	12 -	1:33.218
3 -	1:51.335	8 -	1:29.777	13 -	1:27.621
4 -	1:31.286	9 -	1:29.182	14 -	1:27.462
5 -	1:29.297	10 -	4:00.574P	15 -	1:26.473
16 -	1:26.487				
17 -	1:25.314				
18 -	<b>1:25.274</b>				
19 -	1:31.585				
<b>16</b>	<b>Peter SCHLEIFER</b>	March 84G			
1 -	1:56.960	6 -	1:34.543	11 -	3:59.280P
2 -	6:34.146P	7 -	1:40.333	12 -	1:40.806
3 -	1:39.197	8 -	1:39.051	13 -	1:32.540
4 -	1:35.331	9 -	1:34.918	14 -	1:32.187
5 -	1:34.430	10 -	1:33.621	15 -	1:32.995
16 -	1:33.406				
17 -	<b>1:31.098</b>				
<b>21</b>	<b>David MERCER</b>	Spice SE90C			
1 -	1:57.922	6 -	1:29.373	11 -	1:30.080
2 -	6:50.540P	7 -	1:26.575	12 -	1:23.114
3 -	2:14.614	8 -	1:24.770	13 -	3:18.836P
4 -	4:59.154P	9 -	1:22.126	14 -	1:36.128
5 -	1:46.321	10 -	1:25.668	15 -	1:21.900
16 -	<b>1:20.051</b>				
<b>26</b>	<b>Alvin POWELL</b>	Tiga 288			
1 -	8:52.700P	6 -	1:32.574	11 -	7:35.837P
2 -	2:02.810	7 -	1:31.843	12 -	1:58.748
3 -	1:43.189	8 -	2:33.061	13 -	1:48.097
4 -	1:39.370	9 -	1:34.081		
5 -	1:34.321	10 -	<b>1:31.728</b>		
<b>28</b>	<b>Richard ODDIE</b>	Argo JM20C			
1 -	8:46.974P	6 -	1:39.452	11 -	1:31.519
2 -	2:25.218	7 -	1:36.239	12 -	<b>1:28.821</b>
3 -	1:56.841	8 -	1:36.130	13 -	1:31.661
4 -	1:51.122	9 -	1:33.882	14 -	1:30.566
5 -	1:42.243	10 -	1:31.749		

Weather : Sunny / Dry

## Group C/GTP LAP ANALYSIS - QUALIFYING RACE 3

(contd.)

<b>29</b>	<b>Martin EYRE</b>	Gebhardt Cosworth					
1 -	9:07.123P	6 -	4:56.765P	11 -	1:29.567	16 -	1:29.981
2 -	1:57.846	7 -	1:46.472	12 -	1:30.722		
3 -	1:41.412	8 -	1:32.388	13 -	1:29.643		
4 -	1:38.408	9 -	1:31.203	14 -	1:31.719		
5 -	1:35.978	10 -	<b>1:29.499</b>	15 -	1:30.048		
<b>32</b>	<b>Nick RINI</b>	Jaguar XJR12D					
1 -	8:58.281P	6 -	1:33.277	11 -	1:30.483	16 -	<b>1:28.665</b>
2 -	1:59.165	7 -	1:30.244	12 -	3:49.501P	17 -	1:29.875
3 -	1:40.126	8 -	1:30.604	13 -	1:43.064		
4 -	1:34.801	9 -	1:33.143	14 -	1:31.242		
5 -	1:32.706	10 -	1:32.937	15 -	1:30.183		
<b>33</b>	<b>Henry PEARMAN</b>	Porsche 956B					
1 -	8:12.245P	6 -	1:34.054	11 -	1:31.848	16 -	1:29.586
2 -	1:55.117	7 -	1:31.825	12 -	1:29.931		
3 -	1:34.447	8 -	1:31.760	13 -	1:30.050		
4 -	1:33.006	9 -	5:11.940P	14 -	<b>1:29.218</b>		
5 -	1:34.246	10 -	1:43.096	15 -	1:32.938		
<b>37</b>	<b>Richard BATEMAN</b>	Tiga GC287					
1 -	9:18.414P	6 -	1:49.784	11 -	<b>1:45.371</b>		
2 -	2:22.957	7 -	1:52.227	12 -	1:47.746		
3 -	2:01.283	8 -	1:51.031				
4 -	1:55.183	9 -	1:50.827				
5 -	1:49.937	10 -	1:50.075				
<b>53</b>	<b>Mark SUMPTER</b>	Porsche 962					
1 -	8:37.199P	6 -	1:29.782	11 -	1:31.114	16 -	1:31.522
2 -	1:54.780	7 -	1:33.195	12 -	1:25.216	17 -	1:24.549
3 -	1:35.451	8 -	1:25.898	13 -	1:24.384	18 -	<b>1:23.883</b>
4 -	1:31.306	9 -	3:37.722P	14 -	1:28.374		
5 -	1:27.921	10 -	1:40.125	15 -	1:26.290		
<b>70</b>	<b>Ian STINTON</b>	Spice SE86 DFZ					
1 -	8:50.700P	6 -	1:36.507	11 -	4:13.998P		
2 -	2:00.862	7 -	1:33.859	12 -	1:48.721		
3 -	2:53.301	8 -	1:35.395	13 -	1:31.598		
4 -	1:43.478	9 -	1:32.624	14 -	1:32.481		
5 -	1:39.266	10 -	1:32.559	15 -	<b>1:30.792</b>		
<b>75</b>	<b>Gary PEARSON</b>	ADA Cosworth					
1 -	8:09.462P	6 -	X:00.000P	11 -	<b>1:25.114</b>		
2 -	1:53.694	7 -	1:39.961				
3 -	1:30.340	8 -	1:26.139				
4 -	1:29.752	9 -	1:26.030				
5 -	1:28.848	10 -	1:25.454				

Weather : Sunny / Dry

**Group C/GTP  
LAP ANALYSIS - QUALIFYING RACE 3**


(contd.)

<b>80</b>	<b>RANDALL/RANDALL</b>	Spice SE90			
1 - <b>2:04.388</b> 2 - 6:35.188P					
<b>88</b>	<b>Nick RANDALL</b>	Nissan NTP1			
1 - X:00.000P    6 - 1:33.446    11 - 1:31.569    16 - 1:32.095 2 - 1:54.718    7 - 1:33.806    12 - 1:33.046 3 - 1:36.993    8 - 1:33.815    13 - 1:33.692 4 - 1:37.191    9 - 1:37.947    14 - 1:34.350 5 - 1:35.794    10 - 1:34.369    15 - <b>1:30.599</b>					
<b>103</b>	<b>Duncan McKAY</b>	Bardon DB2			
1 - 9:03.119P    6 - 4:20.998P    11 - 1:47.288 2 - 2:09.254    7 - 2:04.206    12 - 1:51.607 3 - 1:47.153    8 - 1:47.482 4 - 1:50.174    9 - 1:47.808 5 - 1:49.717    10 - <b>1:43.337</b>					

**Group C/GTP  
GRID FOR RACE 3**

ROW 8	103   McKAY	37   BATEMAN
ROW 7	16   SCHLEIFER	26   POWELL
ROW 6	88   RANDALL	70   STINTON
ROW 5	33   PEARMAN	29   EYRE
ROW 4	32   RINI	28   ODDIE
ROW 3	75   PEARSON	12   MULLEN
ROW 2	2   EYRE	53   SUMPTER
ROW 1	21   MERCER	8   LAW

**POLE**



**Weather : Sunny / Dry**

**These results are provisional until the conclusion of any judicial and technical matters.**

Brands Hatch

Circuit Length = 2.6228 miles.

Start: 10:05 End: 10:40

Clerk of Course:	Stewards:	Timekeeper:
------------------	-----------	-------------

## Group C/GTP - Race 1

### PROVISIONAL RESULT - RACE 3

POS	NO	CL	DRIVER	NAT	CAR	TIME	LAPS	GAP	MPH	BEST
1	21	GP1	David MERCER		Spice SE90C	30:22.630	22		114.00	1:20.927
2	8	GP1	Justin LAW		Jaguar XJR12	30:25.459	22	2.829	113.83	1:21.538
3	2	GP1	Richard EYRE		Jaguar XJR16	31:20.556	22	57.926	110.49	1:23.514
4	53	GP1	Mark SUMPTER		Porsche 962	31:39.351	22	1:16.721	109.40	1:24.439
5	75	GP3	Gary PEARSON		ADA Cosworth	31:44.478	22	1:21.848	109.10	1:25.211
6	12	GP1	Jim MULLEN		Spice GTP	31:14.009	21	1 LAP	105.84	1:27.374
7	70	GP3	Ian STINTON		Spice SE86 DFZ	30:38.804	20	2 LAPS	102.73	1:30.597
8	32	GP1	Nick RINI		Jaguar XJR12D	30:40.977	20	2 LAPS	102.61	1:29.311
9	28	GP1	Richard ODDIE		Argo JM20C	31:11.539	20	2 LAPS	100.93	1:29.647
10	29	GP1	Martin EYRE		Gebhardt Cosworth	31:39.153	20	2 LAPS	99.47	1:31.192
11	33	GP2	Henry PEARMAN		Porsche 956B	31:08.110	19	3 LAPS	96.06	1:28.858
12	103	GP4	Duncan McKAY		Bardon DB2	31:55.612	18	4 LAPS	88.75	1:44.279
13	16	GP4	Peter SCHLEIFER		March 84G	25:14.996	15	7 LAPS	93.53	1:31.742
NOT CLASSIFIED										
88	GP1	Nick RANDALL		Nissan NTP1	7:55.402	5	D.N.F.	99.45	1:31.354	
37	GP4	Richard BATEMAN		Tiga GC287	8:56.671	5	D.N.F.	88.09	1:44.861	
26	GP3	Alvin POWELL		Tiga 288	1:41.162	1	D.N.F.	94.01	1:41.162	
FASTEST LAP										
21	GP1	David MERCER		Spice SE90C	1:20.927	18	116.67mph	187.76kph		
75	GP3	Gary PEARSON		ADA Cosworth	1:25.211	9	110.80mph	178.32kph		
33	GP2	Henry PEARMAN		Porsche 956B	1:28.858	11	106.26mph	171.00kph		
16	GP4	Peter SCHLEIFER		March 84G	1:31.742	6	102.92mph	165.63kph		

Weather : Sunny / Dry

These results are provisional until the conclusion of any judicial and technical matters.

Brands Hatch

Circuit Length = 2.6228 miles.

Start: 15:21 End: 15:52

Clerk of Course:	Stewards:	Timekeeper:
------------------	-----------	-------------

**Group C/GTP - Race 1**  
**LAP CHART FOR RACE 3**

Lap 1			Lap 2			Lap 3			Lap 4			Lap 5		
No	Behind	Laptime	No	Behind	Laptime	No	Behind	Laptime	No	Behind	Laptime	No	Behind	Laptime
8		1:26.650	8		1:24.167	8		1:23.454	8		1:23.176	8		1:24.584
21	1.706	1:28.356	21	1.402	1:23.863	21	1.510	1:23.562	21	1.392	1:23.058	21	1.765	1:24.957
2	2.819	1:29.469	2	3.260	1:24.608	2	3.858	1:24.052	2	4.922	1:24.240	103	1 LAP	1:44.424
75	5.004	1:31.654	75	8.210	1:27.373	75	11.957	1:27.201	75	15.695	1:26.914	2	5.637	1:25.299
53	6.663	1:33.313	53	10.357	1:27.861	53	14.345	1:27.442	53	18.084	1:26.915	37	1 LAP	1:46.389
12	7.747	1:34.397	12	12.665	1:29.085	12	18.074	1:28.863	12	23.842	1:28.944	75	17.320	1:26.209
32	9.120	1:35.770	32	15.061	1:30.108	32	20.918	1:29.311	32	27.122	1:29.380	53	19.270	1:25.770
70	10.158	1:36.808	70	16.642	1:30.651	70	24.836	1:31.648	70	32.993	1:31.333	12	28.140	1:28.882
33	10.989	1:37.639	33	18.812	1:31.990	33	26.680	1:31.322	33	35.028	1:31.524	32	32.048	1:29.510
28	14.332	1:40.982	28	23.644	1:33.479	28	33.211	1:33.021	28	41.971	1:31.936	70	39.491	1:31.082
26	14.512	1:41.162	88	25.675	1:34.812	88	34.683	1:32.462	88	42.861	1:31.354	33	42.352	1:31.908
88	15.030	1:41.680	16	26.430	1:34.361	16	35.298	1:32.322	16	44.566	1:32.444	28	48.885	1:31.498
16	16.236	1:42.886	29	46.135	1:36.914	29	54.796	1:32.115	29	1:03.077	1:31.457	88	53.371	1:35.094
103	25.176	1:51.826	37	46.528	1:44.861	37	1:08.274	1:45.200				16	53.465	1:33.483
37	25.834	1:52.484	103	47.700	1:46.691	103	1:08.805	1:44.559				29	1:09.922	1:31.429
29	33.388	2:00.038												



**Group C/GTP - Race 1  
LAP CHART FOR RACE 3**

(contd.)

Lap 6			Lap 7			Lap 8			Lap 9			Lap 10		
No	Behind	Laptime	No	Behind	Laptime	No	Behind	Laptime	No	Behind	Laptime	No	Behind	Laptime
8		1:23.058	8		1:22.853	8		1:23.056	8		1:22.293	8		1:22.281
21	1.340	1:22.633	21	0.781	1:22.294	21	0.843	1:23.118	21	1.126	1:22.576	21	0.733	1:21.888
2	7.316	1:24.737	2	10.034	1:25.571	29	1 LAP	1:33.185	16	2 LAPS	3:08.690P	28	1 LAP	1:34.103
75	21.837	1:27.575	75	25.228	1:26.244	2	12.305	1:25.327	2	15.763	1:25.751	103	2 LAPS	1:47.980
53	22.730	1:26.518	53	25.691	1:25.814	75	27.864	1:25.692	29	1 LAP	1:32.947	2	18.472	1:24.990
103	1 LAP	1:44.697	12	44.351	1:32.384	53	28.959	1:26.324	75	30.782	1:25.211	16	2 LAPS	1:41.294
37	1 LAP	1:47.737	32	49.360	1:32.408	12	50.371	1:29.076	53	31.919	1:25.253	29	1 LAP	1:31.192
12	34.820	1:29.738	103	1 LAP	1:45.362	32	57.409	1:31.105	12	56.681	1:28.603	75	34.115	1:25.614
32	39.805	1:30.815	70	59.534	1:32.972	70	1:07.914	1:31.436	32	1:07.278	1:32.162	53	34.795	1:25.157
70	49.415	1:32.982	33	59.967	1:31.340	33	1:08.905	1:31.994	70	1:16.218	1:30.597	12	1:02.924	1:28.524
33	51.480	1:32.186	28	1:07.141	1:32.274	103	1 LAP	1:45.174	33	1:16.650	1:30.038	32	1:17.253	1:32.256
28	57.720	1:31.893				28	1:15.050	1:30.965						
16	1:02.149	1:31.742												
29	1:19.501	1:32.637												

**Group C/GTP - Race 1  
LAP CHART FOR RACE 3**

(contd.)

Lap 11			Lap 12			Lap 13			Lap 14			Lap 15		
No	Behind	Laptime	No	Behind	Laptime	No	Behind	Laptime	No	Behind	Laptime	No	Behind	Laptime
8		1:23.450	8		1:22.762	8		1:21.839	8		1:22.039	8		1:23.266
21	1.439	1:24.156	21	0.586	1:21.909	21	1.072	1:22.325	21	0.586	1:21.553	21	0.218	1:22.898
33	1 LAP	1:32.658	32	1 LAP	1:35.352	32	1 LAP	1:31.070	103	3 LAPS	1:48.723	12	1 LAP	1:31.802
70	1 LAP	1:34.042	33	1 LAP	1:28.858	33	1 LAP	1:30.899	32	1 LAP	1:31.574	103	3 LAPS	1:45.069
28	1 LAP	1:31.916	70	1 LAP	1:31.279	70	1 LAP	1:31.484	33	1 LAP	1:30.497	32	1 LAP	1:31.673
2	20.545	1:25.523	28	1 LAP	1:31.541	2	27.407	1:26.557	70	1 LAP	1:31.149	2	33.749	1:25.194
16	2 LAPS	1:32.249	2	22.689	1:24.906	28	1 LAP	1:34.310	2	31.821	1:26.453	33	1 LAP	1:33.229
29	1 LAP	1:32.666	53	40.123	1:25.825	53	43.852	1:25.568	28	1 LAP	1:30.800	70	1 LAP	1:31.661
75	36.657	1:25.992	75	40.193	1:26.298	75	45.145	1:26.791	53	46.252	1:24.439	53	49.022	1:26.036
53	37.060	1:25.715	16	2 LAPS	1:33.557	16	2 LAPS	1:32.858	75	48.903	1:25.797	28	1 LAP	1:32.437
103	2 LAPS	1:49.023	29	1 LAP	1:32.971	29	1 LAP	1:35.001	16	2 LAPS	1:34.100	75	52.328	1:26.691
12	1:06.862	1:27.388	103	2 LAPS	1:44.279	12	1:18.232	1:28.425	29	1 LAP	1:33.278	16	2 LAPS	1:33.881
			12	1:11.646	1:27.546							29	1 LAP	1:33.406

Weather : Sunny / Dry

**Group C/GTP - Race 1  
LAP CHART FOR RACE 3**

(contd.)


Lap 16			Lap 17			Lap 18			Lap 19			Lap 20		
No	Behind	Laptime	No	Behind	Laptime	No	Behind	Laptime	No	Behind	Laptime	No	Behind	Laptime
21		1:21.827	21		1:21.430	21		1:20.927	21		1:21.707	21		1:21.802
8	0.373	1:22.418	8	0.845	1:21.902	8	1.456	1:21.538	8	2.182	1:22.433	8	2.634	1:22.254
12	1 LAP	1:28.827	16	3 LAPS	1:35.698	16	3 LAPS	1:35.431	28	2 LAPS	1:33.924	28	2 LAPS	1:31.459
2	40.102	1:28.398	29	2 LAPS	1:32.770	29	2 LAPS	1:33.471	103	4 LAPS	1:44.327	33	3 LAPS	1:43.860
32	1 LAP	1:32.323	12	1 LAP	1:28.619	12	1 LAP	1:27.804	12	1 LAP	1:29.191	12	1 LAP	1:31.116
70	1 LAP	1:31.729	2	42.186	1:23.514	2	45.519	1:24.260	29	2 LAPS	1:36.815	103	4 LAPS	1:46.419
33	1 LAP	1:36.479	32	1 LAP	1:32.132	53	1:04.467	1:27.044	2	49.701	1:25.889	29	2 LAPS	1:33.670
53	52.261	1:25.284	53	58.350	1:27.519	32	1 LAP	1:33.195	53	1:07.989	1:25.229	2	53.392	1:25.493
103	3 LAPS	1:48.120	70	1 LAP	1:31.531	75	1:07.507	1:26.734	75	1:11.819	1:26.019	53	1:11.636	1:25.449
75	56.348	1:26.065	75	1:01.700	1:26.782	70	1 LAP	1:30.945	32	1 LAP	1:31.835	75	1:15.503	1:25.486
28	1 LAP	1:30.950	28	1 LAP	1:32.575	33	2 LAPS	3:10.387P	70	1 LAP	1:30.755			
			103	3 LAPS	1:46.618									

**Group C/GTP - Race 1  
LAP CHART FOR RACE 3**

(contd.)

Lap 21			Lap 22			Lap 23			Lap 24			Lap 25		
No	Behind	Laptime	No	Behind	Laptime	No	Behind	Laptime	No	Behind	Laptime	No	Behind	Laptime
21		1:22.888	21		1:22.903									
8	3.248	1:23.502	8	2.829	1:22.484									
32	2 LAPS	1:35.200	70	2 LAPS	1:31.575									
70	2 LAPS	1:33.145	32	2 LAPS	1:33.798									
28	2 LAPS	1:29.647	33	3 LAPS	1:36.019									
33	3 LAPS	1:35.283	28	2 LAPS	1:51.829									
12	1 LAP	1:27.374	12	1 LAP	1:27.421									
2	55.936	1:25.432	2	57.926	1:24.893									
29	2 LAPS	1:35.058	29	2 LAPS	1:38.133									
103	4 LAPS	1:46.379	53	1:16.721	1:26.147									
53	1:13.477	1:24.729	75	1:21.848	1:26.772									
75	1:17.979	1:25.364	103	4 LAPS	1:45.942									

**Group C/GTP  
GRID FOR RACE 11**

ROW 8	103	McKAY	37	BATEMAN
ROW 7	16	SCHLEIFER	26	POWELL
ROW 6	88	RANDALL	70	STINTON
ROW 5	33	PEARMAN	29	EYRE
ROW 4	32	RINI	28	ODDIE
ROW 3	75	PEARSON	12	MULLEN
ROW 2	2	EYRE	53	SUMPTER
ROW 1	21	MERCER	8	LAW
<b>POLE</b>				
				

**Weather : Sunny / Dry**

**These results are provisional until the conclusion of any judicial and technical matters.**

Brands Hatch  
Circuit Length = 2.6228 miles.

Clerk of Course:	Stewards:	Timekeeper:
------------------	-----------	-------------

## Group C/GTP - Race 2

### PROVISIONAL RESULT - RACE 11

POS	NO	CL	DRIVER	NAT	CAR	TIME	LAPS	GAP	MPH	BEST
1	21	GP1	David MERCER		Spice SE90C	30:11.058	22		114.73	1:20.691
2	8	GP1	Justin LAW		Jaguar XJR12	30:12.494	22	1.436	114.64	1:21.195
3	53	GP1	Mark SUMPTER		Porsche 962	31:15.640	22	1:04.582	110.78	1:23.035
4	75	GP3	Gary PEARSON		ADA Cosworth	30:29.882	21	1 LAP	108.39	1:25.965
5	12	GP1	Jim MULLEN		Spice GTP	30:32.515	21	1 LAP	108.24	1:25.569
6	32	GP1	Nick RINI		Jaguar XJR12D	30:15.103	20	2 LAPS	104.07	1:28.570
7	28	GP1	Richard ODDIE		Argo JM20C	30:20.200	20	2 LAPS	103.78	1:29.164
8	29	GP1	Martin EYRE		Gebhardt Cosworth	30:21.526	20	2 LAPS	103.71	1:28.558
9	33	GP2	Henry PEARMAN		Porsche 956B	30:26.262	20	2 LAPS	103.44	1:29.070
10	70	GP3	Ian STINTON		Spice SE86 DFZ	30:40.612	20	2 LAPS	102.63	1:29.694
11	103	GP4	Duncan McKAY		Bardon DB2	30:56.452	18	4 LAPS	91.58	1:38.225
12	37	GP4	Richard BATEMAN		Tiga GC287	30:59.250	18	4 LAPS	91.44	1:39.964
13	16	GP2	Peter SCHLEIFER		March 84G	30:43.053	17	5 LAPS	87.12	1:30.686
NOT CLASSIFIED										
2	GP1	Richard EYRE		Jaguar XJR16	11:13.287	8	D.N.F.	112.29	1:22.386	
88	GP1	Nick RANDALL		Nissan NTP1	4:56.106	3	D.N.F.	95.89	1:35.138	
FASTEST LAP										
21	GP1	David MERCER		Spice SE90C	1:20.691	16	117.01mph	188.31kph		
75	GP3	Gary PEARSON		ADA Cosworth	1:25.965	4	109.83mph	176.76kph		
33	GP2	Henry PEARMAN		Porsche 956B	1:29.070	15	106.00mph	170.60kph		
103	GP4	Duncan McKAY		Bardon DB2	1:38.225	18	96.12mph	154.70kph		

Weather : Sunny / Dry

These results are provisional until the conclusion of any judicial and technical matters.

Brands Hatch

Circuit Length = 2.6228 miles.

Start: 13:53 End: 14:23

Clerk of Course:	Stewards:	Timekeeper:
------------------	-----------	-------------

**Group C/GTP - Race 2**  
**LAP CHART FOR RACE 11**

Lap 1			Lap 2			Lap 3			Lap 4			Lap 5		
No	Behind	Laptime	No	Behind	Laptime	No	Behind	Laptime	No	Behind	Laptime	No	Behind	Laptime
21		1:26.797	21		1:22.899	21		1:21.833	21		1:21.649	21		1:22.954
8	0.304	1:27.101	8	0.240	1:22.835	8	0.763	1:22.356	8	1.383	1:22.269	8	1.133	1:22.704
2	1.041	1:27.838	2	1.722	1:23.580	2	2.535	1:22.646	2	3.272	1:22.386	2	3.716	1:23.398
53	5.336	1:32.133	53	7.161	1:24.724	53	9.659	1:24.331	53	12.346	1:24.336	37	1 LAP	1:44.240
75	6.061	1:32.858	75	10.020	1:26.858	75	14.755	1:26.568	75	19.071	1:25.965	53	13.746	1:24.354
12	6.458	1:33.255	12	10.930	1:27.371	12	15.701	1:26.604	12	20.709	1:26.657	75	22.490	1:26.373
32	8.719	1:35.516	32	16.979	1:31.159	32	26.259	1:31.113	32	35.025	1:30.415	12	25.069	1:27.314
28	12.001	1:38.798	28	21.646	1:32.544	28	31.754	1:31.941	28	41.223	1:31.118	32	42.331	1:30.260
33	12.372	1:39.169	33	21.906	1:32.433	33	32.287	1:32.214	33	41.462	1:30.824	28	48.465	1:30.196
70	12.763	1:39.560	70	22.536	1:32.672	70	32.654	1:31.951	70	42.076	1:31.071	33	49.185	1:30.677
29	13.489	1:40.286	29	23.429	1:32.839	29	33.194	1:31.598	29	42.679	1:31.134	70	49.790	1:30.668
16	14.106	1:40.903	16	24.028	1:32.821	16	34.152	1:31.957	16	43.432	1:30.929	29	50.274	1:30.549
88	18.392	1:45.189	88	30.631	1:35.138	88	44.577	1:35.779	103	1:20.743	1:41.710	16	53.872	1:33.394
103	22.757	1:49.554	103	41.382	1:41.524	103	1:00.682	1:41.133						
37	23.900	1:50.697	37	43.393	1:42.392	37	1:04.261	1:42.701						

**Group C/GTP - Race 2**  
**LAP CHART FOR RACE 11**

(contd.)

Lap 6			Lap 7			Lap 8			Lap 9			Lap 10		
No	Behind	Laptime	No	Behind	Laptime	No	Behind	Laptime	No	Behind	Laptime	No	Behind	Laptime
21		1:22.209	21		1:21.353	21		1:21.539	21		1:22.378	21		1:25.968
8	1.412	1:22.488	8	1.993	1:21.934	8	2.702	1:22.248	8	3.987	1:23.663	33	1 LAP	1:34.024
2	5.610	1:24.103	2	7.972	1:23.715	2	12.054	1:25.621	53	23.238	1:24.883	103	2 LAPS	1:44.994
53	16.428	1:24.891	53	18.795	1:23.720	53	20.733	1:23.477	75	42.557	1:26.652	8	1.934	1:23.915
103	1 LAP	1:45.179	75	32.374	1:26.848	75	38.283	1:27.448	12	46.648	1:26.798	29	1 LAP	1:34.184
37	1 LAP	1:44.619	12	37.335	1:28.988	12	42.228	1:26.432	16	3 LAPS	5:51.771P	70	1 LAP	1:35.019
75	26.879	1:26.598	103	1 LAP	1:44.725	103	1 LAP	1:42.484	32	1:19.719	1:32.094	37	2 LAPS	1:44.881
12	29.700	1:26.840	37	1 LAP	1:44.543	32	1:10.003	1:31.065	28	1:24.814	1:33.066	53	20.548	1:23.278
32	50.689	1:30.567	32	1:00.477	1:31.141	37	1 LAP	1:43.497				75	43.117	1:26.528
28	56.539	1:30.283	28	1:05.432	1:30.246	28	1:14.126	1:30.233				12	47.390	1:26.710
33	57.254	1:30.278	33	1:06.264	1:30.363	33	1:15.926	1:31.201						
70	57.618	1:30.037	70	1:06.608	1:30.343	70	1:16.044	1:30.975						
29	58.137	1:30.072	29	1:07.036	1:30.252	29	1:16.356	1:30.859						



**Group C/GTP - Race 2**  
**LAP CHART FOR RACE 11**

(contd.)

Lap 11			Lap 12			Lap 13			Lap 14			Lap 15		
No	Behind	Laptime	No	Behind	Laptime	No	Behind	Laptime	No	Behind	Laptime	No	Behind	Laptime
21		1:22.746	21		1:21.756	21		1:21.633	21		1:21.459	21		1:22.343
8	1.987	1:22.799	8	2.025	1:21.794	8	2.100	1:21.708	8	1.836	1:21.195	8	1.077	1:21.584
32	1 LAP	1:33.643	32	1 LAP	1:29.134	32	1 LAP	1:30.073	32	1 LAP	1:29.390	103	3 LAPS	1:45.838
28	1 LAP	1:30.839	28	1 LAP	1:29.855	28	1 LAP	1:29.841	53	30.955	1:25.093	37	3 LAPS	1:42.518
33	1 LAP	1:31.192	29	1 LAP	1:28.558	29	1 LAP	1:29.896	28	1 LAP	1:30.662	53	35.089	1:26.477
29	1 LAP	1:30.749	33	1 LAP	1:30.900	53	27.321	1:24.954	29	1 LAP	1:29.460	32	1 LAP	1:31.016
70	1 LAP	1:31.578	70	1 LAP	1:31.190	33	1 LAP	1:29.842	33	1 LAP	1:30.061	28	1 LAP	1:29.480
16	4 LAPS	1:43.225	16	4 LAPS	1:31.108	70	1 LAP	1:31.292	70	1 LAP	1:29.694	29	1 LAP	1:29.495
53	22.174	1:24.372	53	24.000	1:23.582	16	4 LAPS	1:31.191	16	4 LAPS	1:30.897	33	1 LAP	1:29.722
103	2 LAPS	1:43.831	103	2 LAPS	1:40.246	75	56.637	1:27.046	75	1:01.691	1:26.513	70	1 LAP	1:29.990
37	2 LAPS	1:43.156	37	2 LAPS	1:42.593	103	2 LAPS	1:40.167	12	1:07.275	1:26.370	16	4 LAPS	1:30.686
75	46.721	1:26.350	75	51.224	1:26.259	12	1:02.364	1:26.982				75	1:06.119	1:26.771
12	51.585	1:26.941	12	57.015	1:27.186	37	2 LAPS	1:42.750				12	1:10.663	1:25.731

**Group C/GTP - Race 2**  
**LAP CHART FOR RACE 11**

(contd.)

Lap 16			Lap 17			Lap 18			Lap 19			Lap 20		
No	Behind	Laptime	No	Behind	Laptime	No	Behind	Laptime	No	Behind	Laptime	No	Behind	Laptime
21		1:20.691	21		1:20.822	21		1:21.536	21		1:22.231	21		1:22.781
8	1.629	1:21.243	8	2.103	1:21.296	12	1 LAP	1:26.867	16	5 LAPS	1:32.276	8	1.448	1:22.348
103	3 LAPS	1:40.828	53	41.097	1:23.745	8	2.590	1:22.023	8	1.881	1:21.522	103	4 LAPS	1:45.579
37	3 LAPS	1:41.143	103	3 LAPS	1:41.766	53	42.596	1:23.035	75	1 LAP	1:27.590	70	2 LAPS	1:33.864
53	38.174	1:23.776	37	3 LAPS	1:41.964	32	1 LAP	1:30.549	12	1 LAP	1:28.673	75	1 LAP	1:28.678
32	1 LAP	1:28.881	32	1 LAP	1:28.570	103	3 LAPS	1:42.848	53	43.561	1:23.196	37	4 LAPS	1:42.682
28	1 LAP	1:29.164	28	1 LAP	1:29.748	28	1 LAP	1:30.824	32	1 LAP	1:29.183	12	1 LAP	1:27.161
29	1 LAP	1:29.571	29	1 LAP	1:30.072	29	1 LAP	1:31.092	28	1 LAP	1:30.663	16	5 LAPS	1:34.301
33	1 LAP	1:29.070	33	1 LAP	1:29.912	33	1 LAP	1:31.215	29	1 LAP	1:30.752	53	58.015	1:37.235
70	1 LAP	1:31.535	70	1 LAP	1:31.837	37	3 LAPS	1:43.540	33	1 LAP	1:30.566	32	1 LAP	1:30.511
16	4 LAPS	1:32.219	16	4 LAPS	1:31.580	70	1 LAP	1:31.424						
75	1:12.097	1:26.669	75	1:18.108	1:26.833									
12	1:15.541	1:25.569												

**Group C/GTP - Race 2**  
**LAP CHART FOR RACE 11**

(contd.)

Lap 21			Lap 22			Lap 23			Lap 24			Lap 25		
No	Behind	Laptime	No	Behind	Laptime	No	Behind	Laptime	No	Behind	Laptime	No	Behind	Laptime
21		1:21.818	21		1:21.663									
28	2 LAPS	1:30.862	8	1.436	1:21.814									
8	1.285	1:21.655	32	2 LAPS	1:30.823									
29	2 LAPS	1:30.488	28	2 LAPS	1:29.837									
33	2 LAPS	1:31.606	29	2 LAPS	1:29.620									
75	1 LAP	1:27.533	33	2 LAPS	1:30.993									
12	1 LAP	1:28.010	75	1 LAP	1:26.944									
70	2 LAPS	1:33.110	12	1 LAP	1:26.056									
16	5 LAPS	1:32.144	70	2 LAPS	1:32.802									
103	4 LAPS	1:45.821	16	5 LAPS	1:31.651									
37	4 LAPS	1:41.370	103	4 LAPS	1:38.225									
53	1:00.999	1:24.802	37	4 LAPS	1:39.964									
			53	1:04.582	1:25.246									

## HSCC "Duo" Derek Bell Trophy Series supported by Motor Sport QUALIFYING FOR RACE 4

POS	NO	CL	DRIVER	NAT	CAR	TIME	LAPS	GAP	MPH
1	40	A	Simon HADFIELD		Chevron B37	1:24.269	16		112.04
2	55	A	Tony TRIMMER		Lola T332	1:25.586	15	1.317	110.32
3	16	A	Mike WRIGLEY		Hesketh 308E	1:26.478	10	2.209	109.18
4	4	A	Michael SCHRYVER		Trojan T101	1:27.924	13	3.655	107.38
5	34	B	Martin STRETTON		March 712	1:28.629	8	4.360	106.53
6	1	A	Frank LYONS		McLaren M26	1:29.478	8	5.209	105.52
7	54	B	Mark DWYER		March 974-2	1:29.689	14	5.420	105.27
8	87	B	Paul DRAYSON		March 712	1:31.886	12	7.617	102.75
9	5	A	Simon DIFFEY		Surtees TS8	1:32.030	15	7.761	102.59
10	32	A	David COPLOWE		Surtees TS19	1:32.312	11	8.043	102.28
11	66	A	Michael SCOTT		Lola T300	1:32.812	7	8.543	101.73
12	2	A	Alistair MORRISON		Lotus 72	1:33.136	8	8.867	101.37
13	9	A	Steve WARD		Lola T332	1:33.413	14	9.144	101.07
14	30	B	Neil GLOVER		Brabham BT30	1:36.775	6	12.506	97.56
15	65	E	Peter DENHAM		Reynard SF78	1:38.579	14	14.310	95.78
16	37	B	Lincoln SMALL		Brabham BT30	1:39.473	14	15.204	94.92
17	38	A	Graham WILLCOX		Hesketh 308C	1:40.739	5	16.470	93.72
18	51	C	Stuart OLLEY		Delta T79	1:43.578	13	19.309	91.15
19	21	A	Stan REDMOND		Lola T330	1:59.439	2	35.170	79.05
20	24	A	Judy LYONS		Hesketh 308E	2:04.191	5	39.922	76.02
21	73	A	Tim BARRY		Trojan T102	2:08.925	7	44.656	73.23

Weather : Sunny / Dry

These results are provisional until the conclusion of any judicial and technical matters.

Brands Hatch

Circuit Length = 2.6228 miles.

Start: 10:48 End: 11:26

Clerk of Course:	Stewards:	Timekeeper:

## HSCC "Duo" Derek Bell Trophy Series supported by Motor Sport LAP ANALYSIS - QUALIFYING RACE 4

<b>1</b>	<b>Frank LYONS</b>	McLaren M26
1 - 5:20.100P	6 - 1:31.611	
2 - 1:38.884	7 - 1:30.979	
3 - <b>1:29.478</b>	8 - 1:37.483	
4 - 1:33.148		
5 - 1:32.842		
<b>2</b>	<b>Alistair MORRISON</b>	Lotus 72
1 - 5:40.994P	6 - 1:33.361	
2 - 1:50.770	7 - 1:33.759	
3 - 1:36.267	8 - X:00.000P	
4 - 1:35.261		
5 - <b>1:33.136</b>		
<b>4</b>	<b>Michael SCHRYVER</b>	Trojan T101
1 - 5:33.513P	6 - X:00.000P	11 - 1:30.081
2 - 5:58.499	7 - 1:36.998	12 - 1:28.041
3 - 1:34.806	8 - 1:28.634	13 - 2:20.280P
4 - 1:30.775	9 - 1:29.425	
5 - 1:37.506	10 - <b>1:27.924</b>	
<b>5</b>	<b>Simon DIFFEY</b>	Surtees TS8
1 - 5:16.885P	6 - 1:36.847	11 - 1:32.111
2 - 1:48.595	7 - 1:33.650	12 - <b>1:32.030</b>
3 - 1:37.656	8 - X:00.000P	13 - 1:32.242
4 - 1:37.427	9 - 1:41.637	14 - 1:32.405
5 - 1:34.804	10 - 1:32.216	15 - 1:33.292
<b>9</b>	<b>Steve WARD</b>	Lola T332
1 - 5:18.079P	6 - 1:36.576	11 - 1:37.108
2 - 1:48.348	7 - <b>1:33.413</b>	12 - 1:36.778
3 - 1:35.855	8 - X:00.000P	13 - 1:33.797
4 - 1:36.838	9 - 1:53.490	14 - 1:34.846
5 - 1:37.038	10 - 1:40.426	
<b>16</b>	<b>Mike WRIGLEY</b>	Hesketh 308E
1 - 5:21.478P	6 - X:00.000	
2 - 1:49.556	7 - 1:27.775	
3 - 1:32.197	8 - 1:39.130	
4 - 1:33.841	9 - <b>1:26.478</b>	
5 - 1:27.446	10 - 1:28.750	
<b>21</b>	<b>Stan REDMOND</b>	Lola T330
1 - 5:11.875P		
2 - <b>1:59.439</b>		

## HSCC "Duo" Derek Bell Trophy Series supported by Motor Sport LAP ANALYSIS - QUALIFYING RACE 4

(contd.)

<b>24</b>	<b>Judy LYONS</b>	Hesketh 308E
1 - 5:15.196P 2 - 2:14.331 3 - 2:09.875 4 - 2:04.779 5 - <b>2:04.191</b>		
<b>30</b>	<b>Neil GLOVER</b>	Brabham BT30
1 - 5:36.590P    6 - <b>1:36.775</b> 2 - 1:56.342 3 - 1:39.820 4 - 1:36.990 5 - 1:39.111		
<b>32</b>	<b>David COPLOWE</b>	Surtees TS19
1 - 5:24.861P    6 - 1:53.850    11 - 1:34.835 2 - 1:49.133P    7 - 1:35.627 3 - 5:37.230P    8 - 1:32.782 4 - 1:35.219    9 - 1:33.156 5 - X:00.000P    10 - <b>1:32.312</b>		
<b>34</b>	<b>Martin STRETTON</b>	March 712
1 - 5:06.971P    6 - 1:34.727 2 - 1:37.559    7 - 1:29.010 3 - 1:29.667    8 - 1:29.524 4 - <b>1:28.629</b> 5 - 1:28.755		
<b>37</b>	<b>Lincoln SMALL</b>	Brabham BT30
1 - 5:10.042P    6 - 1:42.627    11 - <b>1:39.473</b> 2 - 2:03.621    7 - 1:43.042    12 - 1:39.726 3 - 1:46.822    8 - X:00.000P    13 - 1:42.644 4 - 1:44.152    9 - 1:52.155    14 - 2:26.903P 5 - 1:43.543    10 - 1:40.733		
<b>38</b>	<b>Graham WILLCOX</b>	Hesketh 308C
1 - 5:48.081P 2 - 1:48.831 3 - <b>1:40.739</b> 4 - 3:17.316P 5 - 1:45.090		
<b>40</b>	<b>Simon HADFIELD</b>	Chevron B37
1 - 5:05.743P    6 - 1:27.869    11 - 1:24.535    16 - 1:30.161 2 - 1:34.524    7 - 1:25.574    12 - <b>1:24.269</b> 3 - 1:25.917    8 - 1:25.203    13 - 1:24.369 4 - 1:25.646    9 - X:00.000P    14 - 1:27.723 5 - 1:25.336    10 - 1:33.776    15 - 1:26.332		

Weather : Sunny / Dry


## HSCC "Duo" Derek Bell Trophy Series supported by Motor Sport LAP ANALYSIS - QUALIFYING RACE 4

(contd.)

<b>51</b>	<b>Stuart OLLEY</b>	Delta T79
1 - 5:27.837P	6 - 1:53.603	11 - 1:45.938
2 - 1:53.479	7 - X:00.000P	12 - 1:43.968
3 - 1:48.988	8 - 1:50.446	13 - 1:44.163
4 - 1:50.499	9 - <b>1:43.578</b>	
5 - 2:53.913P	10 - 1:45.222	
<b>54</b>	<b>Mark DWYER</b>	March 974-2
1 - 5:49.497P	6 - 1:31.776	11 - 1:39.264
2 - 1:47.095	7 - X:00.000P	12 - <b>1:29.689</b>
3 - 1:35.480	8 - 1:38.877	13 - 1:34.764
4 - 2:58.258P	9 - 1:29.794	14 - 1:31.282
5 - 1:41.905	10 - 1:34.049	
<b>55</b>	<b>Tony TRIMMER</b>	Lola T332
1 - 5:08.298P	6 - 1:54.233	11 - 1:26.206
2 - 1:35.350	7 - 1:29.040	12 - 1:25.667
3 - 1:26.487	8 - 1:28.172	13 - 1:27.550
4 - 1:27.300	9 - X:00.000P	14 - 1:27.183
5 - <b>1:25.586</b>	10 - 1:35.482	15 - 1:40.988
<b>65</b>	<b>Peter DENHAM</b>	Reynard SF78
1 - 4:46.627P	6 - 1:41.284	11 - 1:40.447
2 - 1:50.524	7 - 1:40.551	12 - 1:39.145
3 - 1:41.554	8 - X:00.000P	13 - 1:38.802
4 - 1:43.091	9 - 1:48.460	14 - <b>1:38.579</b>
5 - 1:42.388	10 - 1:39.945	
<b>66</b>	<b>Michael SCOTT</b>	Lola T300
1 - 5:23.622P	6 - 1:40.224	
2 - 1:50.060	7 - <b>1:32.812</b>	
3 - 1:39.249		
4 - 1:33.989		
5 - 1:34.105		
<b>73</b>	<b>Tim BARRY</b>	Trojan T102
1 - X:00.000P	6 - 2:14.965	
2 - X:00.000P	7 - <b>2:08.925</b>	
3 - 2:29.283		
4 - 2:15.253		
5 - 2:17.072		
<b>87</b>	<b>Paul DRAYSON</b>	March 712
1 - 5:04.344P	6 - X:00.000P	11 - 1:33.589
2 - 1:45.622	7 - 1:55.136	12 - 1:37.875
3 - 1:36.970	8 - 1:33.153	
4 - 1:39.049	9 - 1:32.916	
5 - 1:37.630	10 - <b>1:31.886</b>	

Weather : Sunny / Dry

**HSCC "Duo" Derek Bell Trophy Series supported by Motor Sport  
GRID FOR RACE 4 - AMENDED**

ROW 10	73	BARRY	
ROW 9	21	REDMOND	24 LYONS
ROW 8	37	SMALL	51 OLLEY
ROW 7	30	GLOVER	65 DENHAM
ROW 6	2	MORRISON	9 WARD
ROW 5	32	COPLOWE	66 SCOTT
ROW 4	87	DRAYSON	5 DIFFEY
ROW 3	1	LYONS	54 DWYER
ROW 2	4	SCHRYVER	34 STRETTON
ROW 1	40	HADFIELD	55 TRIMMER
<b>POLE</b>			
			

**Weather : Sunny / Dry**  
**These results are provisional until the conclusion of any judicial and technical matters.**

Brands Hatch  
 Circuit Length = 2.6228 miles.  
 Start: 10:48 End: 11:26

Clerk of Course:	Stewards:	Timekeeper:
------------------	-----------	-------------



## HSCC "Duo" Derek Bell Trophy Series supported by Motor Sport PROVISIONAL RESULT - RACE 4

POS	NO	CL	DRIVER	NAT	CAR	TIME	LAPS	GAP	MPH	BEST
1	40	A	Simon HADFIELD		Chevron B37	23:16.462	16		108.23	1:25.345
2	4	A	Michael SCHRYVER		Trojan T101	23:33.720	16	17.258	106.91	1:27.176
3	55	A	Tony TRIMMER		Lola T332	23:49.736	16	33.274	105.71	1:25.955
4	54	B	Mark DWYER		March 974-2	24:16.520	16	1:00.058	103.76	1:29.159
5	1	A	Frank LYONS		McLaren M26	24:18.222	16	1:01.760	103.64	1:28.437
6	5	A	Simon DIFFEY		Surtees TS8	24:28.246	16	1:11.784	102.94	1:30.429
7	2	A	Alistair MORRISON		Lotus 72	23:16.819	15	1 LAP	101.44	1:31.232
8	66	A	Michael SCOTT		Lola T300	23:19.592	15	1 LAP	101.24	1:31.050
9	9	A	Steve WARD		Lola T332	24:30.110	15	1 LAP	96.38	1:34.772
10	37	B	Lincoln SMALL		Brabham BT30	23:33.208	14	2 LAPS	93.58	1:38.729
11	65	E	Peter DENHAM		Reynard SF78	23:34.153	14	2 LAPS	93.52	1:39.355
12	21	A	Stan REDMOND		Lola T330	24:04.286	14	2 LAPS	91.57	1:37.973
13	51	E	Stuart OLLEY		Delta T79	24:55.546	14	2 LAPS	88.43	1:42.398
14	24	A	Judy LYONS		Hesketh 308E	23:24.985	12	4 LAPS	80.69	1:50.529

### NOT CLASSIFIED

32	A	David COPLOWE		Surtees TS19	16:17.624	10	D.N.F.	96.65	1:30.873
87	B	Paul DRAYSON		March 712	14:23.383	8	D.N.F.	87.56	1:31.309
30	B	Neil GLOVER		Brabham BT30	5:20.394	1	D.N.F.	29.68	
73	A	Tim BARRY		Trojan T102		0	D.N.F.	N/A	

### FASTEST LAP

40	A	Simon HADFIELD		Chevron B37	1:25.345	4	110.63mph	178.04kph
54	B	Mark DWYER		March 974-2	1:29.159	12	105.90mph	170.43kph
65	E	Peter DENHAM		Reynard SF78	1:39.355	11	95.03mph	152.94kph

Weather : Sunny / Dry

These results are provisional until the conclusion of any judicial and technical matters.

Brands Hatch

Circuit Length = 2.6228 miles.

Start: 16:06 End: 16:29

Clerk of Course:	Stewards:	Timekeeper:
------------------	-----------	-------------

## HSCC "Duo" Derek Bell Trophy Series supported by Motor Sport LAP CHART FOR RACE 4

Lap 1			Lap 2			Lap 3			Lap 4			Lap 5		
No	Behind	Laptime	No	Behind	Laptime	No	Behind	Laptime	No	Behind	Laptime	No	Behind	Laptime
40		1:28.515	40		1:25.942	40		1:26.302	40		1:25.345	40		1:25.553
55	1.176	1:29.691	55	2.215	1:26.981	55	2.201	1:26.288	55	2.811	1:25.955	55	3.521	1:26.263
4	2.200	1:30.715	4	3.434	1:27.176	4	4.445	1:27.313	4	6.433	1:27.333	4	8.311	1:27.431
1	4.952	1:33.467	1	7.918	1:28.908	1	10.739	1:29.123	1	16.331	1:30.937	1	24.004	1:33.226
54	7.228	1:35.743	54	12.272	1:30.986	54	16.261	1:30.291	54	21.358	1:30.442	54	26.999	1:31.194
32	9.843	1:38.358	5	16.858	1:32.712	5	22.648	1:32.092	5	28.564	1:31.261	24	1 LAP	2:00.297
5	10.088	1:38.603	32	17.763	1:33.862	32	23.793	1:32.332	32	30.199	1:31.751	5	34.065	1:31.054
87	10.797	1:39.312	66	18.191	1:32.707	66	24.712	1:32.823	66	31.252	1:31.885	32	35.519	1:30.873
66	11.426	1:39.941	87	18.992	1:34.137	87	24.998	1:32.308	87	31.918	1:32.265	66	37.006	1:31.307
2	15.443	1:43.958	2	23.374	1:33.873	2	30.561	1:33.489	2	37.570	1:32.354	87	37.674	1:31.309
9	16.780	1:45.295	9	28.275	1:37.437	9	45.881	1:43.908	9	1:01.392	1:40.856	2	43.596	1:31.579
37	18.496	1:47.011	37	33.752	1:41.198	37	48.824	1:41.374	37	1:04.176	1:40.697	9	1:12.229	1:36.390
65	19.244	1:47.759	65	34.420	1:41.118	65	49.639	1:41.521	65	1:04.955	1:40.661	37	1:18.061	1:39.438
21	23.824	1:52.339	21	42.682	1:44.800	21	57.844	1:41.464	21	1:14.492	1:41.993	65	1:19.391	1:39.989
51	26.386	1:54.901	51	44.872	1:44.428	30	2 LAPS	5:20.394P	51	1:21.247	1:44.409			
24	29.739	1:58.254	24	54.326	1:50.529	51	1:02.183	1:43.613						
						24	1:19.952	1:51.928						

# HSCC "Duo" Derek Bell Trophy Series supported by Motor Sport

## LAP CHART FOR RACE 4

(contd.)

Lap 6			Lap 7			Lap 8			Lap 9			Lap 10		
No	Behind	Laptime	No	Behind	Laptime	No	Behind	Laptime	No	Behind	Laptime	No	Behind	Laptime
40		1:27.683	40		1:25.800	40		1:26.579	40		1:26.456	40		1:26.345
21	1 LAP	1:41.251	37	1 LAP	1:40.617	24	2 LAPS	1:53.162	55	17.389	1:28.562	4	19.637	1:28.198
55	5.926	1:30.088	65	1 LAP	1:40.191	9	1 LAP	1:37.271	9	1 LAP	1:36.074	55	21.191	1:30.147
4	8.618	1:27.990	55	10.812	1:30.686	55	15.283	1:31.050	4	17.784	1:28.459	9	1 LAP	1:34.772
51	1 LAP	1:44.132	4	14.003	1:31.185	4	15.781	1:28.357	24	2 LAPS	1:59.285	1	45.067	1:30.661
1	27.353	1:31.032	21	1 LAP	1:39.253	37	1 LAP	1:41.935	37	1 LAP	1:40.529	54	46.099	1:30.756
54	29.315	1:29.999	51	1 LAP	1:42.664	65	1 LAP	1:42.016	65	1 LAP	1:40.272	37	1 LAP	1:41.277
5	37.458	1:31.076	1	32.074	1:30.521	21	1 LAP	1:40.482	1	40.751	1:30.814	65	1 LAP	1:41.608
32	38.731	1:30.895	54	33.482	1:29.967	1	36.393	1:30.898	54	41.688	1:30.996	5	55.048	1:31.214
66	40.540	1:31.217	5	42.156	1:30.498	54	37.148	1:30.245	21	1 LAP	1:41.431	21	1 LAP	1:42.882
87	42.481	1:32.490	32	44.693	1:31.762	51	1 LAP	1:43.280	5	50.179	1:30.629	66	1:06.304	1:36.112
2	47.379	1:31.466	66	45.983	1:31.243	5	46.006	1:30.429	32	56.262	1:32.909	2	1:10.945	1:34.316
24	1 LAP	1:59.343	87	49.398	1:32.717	32	49.809	1:31.695	66	56.537	1:32.539	24	2 LAPS	2:04.237
9	1:23.131	1:38.585	2	52.874	1:31.295	66	50.454	1:31.050	51	1 LAP	1:42.398	51	1 LAP	1:45.193
						2	58.198	1:31.903	2	1:02.974	1:31.232			
									87	1 LAP	3:28.845P			

# HSCC "Duo" Derek Bell Trophy Series supported by Motor Sport

## LAP CHART FOR RACE 4

(contd.)

Lap 11			Lap 12			Lap 13			Lap 14			Lap 15		
No	Behind	Laptime	No	Behind	Laptime	No	Behind	Laptime	No	Behind	Laptime	No	Behind	Laptime
40		1:28.276	40		1:28.623	40		1:30.718	40		1:27.149	40		1:27.896
4	19.898	1:28.537	24	3 LAPS	1:57.152	21	2 LAPS	1:59.213	4	17.815	1:28.843	37	2 LAPS	1:39.230
55	21.696	1:28.781	51	2 LAPS	1:53.587	4	16.121	1:27.848	55	26.788	1:32.072	65	2 LAPS	1:39.857
32	1 LAP	2:23.187	4	18.991	1:27.716	55	21.865	1:30.668	21	2 LAPS	1:41.709	4	19.068	1:29.149
9	1 LAP	1:35.470	55	21.915	1:28.842	51	2 LAPS	1:51.856	1	49.202	1:31.013	55	31.091	1:32.199
1	45.228	1:28.437	9	1 LAP	1:35.009	24	3 LAPS	1:58.524	54	51.177	1:31.501	21	2 LAPS	1:38.247
54	47.461	1:29.638	1	46.371	1:29.766	9	1 LAP	1:36.390	9	1 LAP	1:39.053	54	55.498	1:32.217
5	57.874	1:31.102	54	47.997	1:29.159	1	45.338	1:29.685	51	2 LAPS	1:53.551	1	56.473	1:35.167
37	1 LAP	1:40.132	5	1:00.676	1:31.425	54	46.825	1:29.546	5	1:05.369	1:32.043	9	1 LAP	1:36.634
65	1 LAP	1:39.957	37	1 LAP	1:38.729	5	1:00.475	1:30.517	24	3 LAPS	1:57.183	5	1:08.647	1:31.174
66	1:13.436	1:35.408	65	1 LAP	1:39.355	66	1:18.607	1:32.347	66	1:24.712	1:33.254	51	2 LAPS	1:48.262
2	1:14.148	1:31.479	66	1:16.978	1:32.165	2	1:19.195	1:32.463	2	1:24.851	1:32.805			
21	1 LAP	1:41.249	2	1:17.450	1:31.925	37	1 LAP	1:40.172						
						65	1 LAP	1:40.286						

Weather : Sunny / Dry

msttimina.com

Page 3 of 4

Brands Hatch

Circuit Length = 2.6228 miles.

Start: 16:06 End: 16:29

Printed - 16:32 Saturday, 03 June 2006

# HSCC "Duo" Derek Bell Trophy Series supported by Motor Sport

## LAP CHART FOR RACE 4

(contd.)

Lap 16			Lap 17			Lap 18			Lap 19			Lap 20		
No	Behind	Laptime	No	Behind	Laptime	No	Behind	Laptime	No	Behind	Laptime	No	Behind	Laptime
40		1:29.280												
2	1 LAP	1:32.682												
66	1 LAP	1:35.594												
24	4 LAPS	1:55.091												
37	2 LAPS	1:40.869												
4	17.258	1:27.470												
65	2 LAPS	1:39.563												
55	33.274	1:31.463												
21	2 LAPS	1:37.973												
54	1:00.058	1:33.840												
1	1:01.760	1:34.567												
5	1:11.784	1:32.417												
9	1 LAP	1:36.966												
51	2 LAPS	1:43.272												


Weather : Sunny / Dry

msttimina.com

Page 4 of 4

Brands Hatch  
 Circuit Length = 2.6228 miles.  
 Start: 16:06 End: 16:29  
 Printed - 16:32 Saturday, 03 June 2006

**HSCC "Duo" Derek Bell Trophy Series supported by Motor Sport  
GRID FOR RACE 13**

ROW 9	30   GLOVER	73   BARRY
ROW 8	32   COPLOWE	87   DRAYSON
ROW 7	51   OLLEY	24   LYONS
ROW 6	65   DENHAM	21   REDMOND
ROW 5	9   WARD	37   SMALL
ROW 4	2   MORRISON	66   SCOTT
ROW 3	1   LYONS	5   DIFFEY
ROW 2	55   TRIMMER	54   DWYER
ROW 1	40   HADFIELD	4   SCHRYVER
	<b>POLE</b>	
		

**Weather : Sunny / Dry**

**These results are provisional until the conclusion of any judicial and technical matters.**

Brands Hatch  
Circuit Length = 2.6228 miles.

Clerk of Course:

Stewards:

Timekeeper:

## HSCC "Duo" Derek Bell Trophy Series supported by Motor Sport PROVISIONAL RESULT - RACE 13 - AMENDED

POS	NO	CL	DRIVER	NAT	CAR	TIME	LAPS	GAP	MPH	BEST
1	40	A	Simon HADFIELD		Chevron B37	26:10.543	18		108.25	1:25.867
2	4	A	Michael SCHRYVER		Trojan T101	26:32.659	18	22.116	106.75	1:27.112
3	1	A	Frank LYONS		McLaren M26	27:09.353	18	58.810	104.35	1:28.494
4	54	B	Mark DWYER		March 974-2	27:13.244	18	1:02.701	104.10	1:29.431
5	5	A	Simon DIFFEY		Surtees TS8	27:19.536	18	1:08.993	103.70	1:29.345
6	2	A	Alistair MORRISON		Lotus 72	27:24.001	18	1:13.458	103.42	1:29.761
7	66	A	Michael SCOTT		Lola T300	26:29.854	17	1 LAP	101.00	1:31.031
8	87	B	Paul DRAYSON		March 712	26:42.341	17	1 LAP	100.21	1:32.220
9	32	A	David COPLOWE		Surtees TS19	26:55.117	17	1 LAP	99.42	1:30.732
10	9	A	Steve WARD		Lola T332	26:59.278	17	1 LAP	99.17	1:33.279
11	65	E	Peter DENHAM		Reynard SF78	26:44.949	16	2 LAPS	94.17	1:39.134
12	51	E	Stuart OLLEY		Delta T79	26:35.317	15	3 LAPS	88.82	1:43.539
13	73	A	Tim BARRY		Trojan T102	27:12.896	15	3 LAPS	86.77	1:46.310
NOT CLASSIFIED										
55	A	Tony TRIMMER		Lola T332	13:15.870	8	D.N.F.	94.99	1:26.475	
21	A	Stan REDMOND		Lola T330	9:48.247	6	D.N.F.	96.42	1:35.430	
24	A	Judy LYONS		Hesketh 308E	9:48.236	5	D.N.F.	80.37	1:52.061	
37	B	Lincoln SMALL		Brabham BT30	3:26.124	2	D.N.F.	91.94	1:41.943	
30	B	Neil GLOVER		Brabham BT30		0	D.N.F.	N/A		
FASTEST LAP										
40	A	Simon HADFIELD		Chevron B37	1:25.867	4	109.96mph	176.96kph		
54	B	Mark DWYER		March 974-2	1:29.431	12	105.57mph	169.91kph		
65	E	Peter DENHAM		Reynard SF78	1:39.134	5	95.24mph	153.28kph		

Weather : Sunny / Dry

These results are provisional until the conclusion of any judicial and technical matters.

Brands Hatch

Circuit Length = 2.6228 miles.

Start: 15:16 End: 15:42

Clerk of Course:	Stewards:	Timekeeper:

## HSCC "Duo" Derek Bell Trophy Series supported by Motor Sport LAP CHART FOR RACE 13

Lap 1			Lap 2			Lap 3			Lap 4			Lap 5		
No	Behind	Laptime	No	Behind	Laptime	No	Behind	Laptime	No	Behind	Laptime	No	Behind	Laptime
4		1:31.296	40		1:28.508	40		1:26.091	40		1:25.867	40		1:26.142
40	0.117	1:31.413	55	0.921	1:29.209	55	1.977	1:27.147	55	3.181	1:27.071	55	4.016	1:26.977
55	0.337	1:31.633	4	1.789	1:30.414	4	4.093	1:28.395	4	7.682	1:29.456	73	1 LAP	1:48.110
1	1.298	1:32.594	1	2.696	1:30.023	1	5.741	1:29.136	1	9.635	1:29.761	4	9.540	1:28.000
54	3.691	1:34.987	54	5.590	1:30.524	54	9.870	1:30.371	54	14.201	1:30.198	1	14.157	1:30.664
5	4.219	1:35.515	5	6.853	1:31.259	5	12.512	1:31.750	5	17.429	1:30.784	54	19.716	1:31.657
2	5.370	1:36.666	2	8.794	1:32.049	2	14.273	1:31.570	2	19.520	1:31.114	5	22.584	1:31.297
66	6.190	1:37.486	66	10.534	1:32.969	66	16.844	1:32.401	66	23.841	1:32.864	2	24.598	1:31.220
9	7.834	1:39.130	32	13.852	1:34.164	32	19.442	1:31.681	32	24.307	1:30.732	66	30.129	1:32.430
32	8.313	1:39.609	9	15.176	1:35.967	9	27.303	1:38.218	9	37.029	1:35.593	32	30.248	1:32.083
37	12.885	1:44.181	87	21.447	1:35.874	87	28.670	1:33.314	87	37.544	1:34.741	24	1 LAP	2:02.460
21	12.908	1:44.204	21	24.033	1:39.750	21	35.418	1:37.476	21	45.221	1:35.670	87	43.919	1:32.517
87	14.198	1:45.494	37	26.203	1:41.943	65	40.940	1:40.087	65	54.417	1:39.344	9	45.316	1:34.429
65	15.451	1:46.747	65	26.944	1:40.118	51	50.799	1:43.539	51	1:09.560	1:44.628	21	54.509	1:35.430
51	18.021	1:49.317	51	33.351	1:43.955	73	1:12.118	1:48.634				65	1:07.409	1:39.134
73	28.534	1:59.830	73	49.575	1:49.666	24	1:22.795	1:52.577						
24	32.873	2:04.169	24	56.309	1:52.061									



# HSCC "Duo" Derek Bell Trophy Series supported by Motor Sport

## LAP CHART FOR RACE 13

(contd.)

Lap 6			Lap 7			Lap 8			Lap 9			Lap 10		
No	Behind	Laptime	No	Behind	Laptime	No	Behind	Laptime	No	Behind	Laptime	No	Behind	Laptime
40		1:25.876	40		1:26.019	40		1:26.710	40		1:27.188	40		1:27.998
55	4.671	1:26.531	55	5.127	1:26.475	65	1 LAP	1:39.775	55	1 LAP	3:00.827P	73	2 LAPS	1:47.919
51	1 LAP	1:47.343	4	13.546	1:27.975	4	14.639	1:27.803	4	15.775	1:28.324	4	15.155	1:27.378
4	11.590	1:27.926	1	23.934	1:30.925	1	30.515	1:33.291	65	1 LAP	1:39.866	65	1 LAP	1:40.019
1	19.028	1:30.747	51	1 LAP	1:46.018	54	33.768	1:31.243	1	35.018	1:31.691	1	37.772	1:30.752
54	24.531	1:30.691	54	29.235	1:30.723	5	35.993	1:30.061	54	37.114	1:30.534	54	38.991	1:29.875
5	27.719	1:31.011	5	32.642	1:30.942	2	38.583	1:31.225	5	38.846	1:30.041	5	40.644	1:29.796
2	29.057	1:30.335	2	34.068	1:31.030	51	1 LAP	1:47.844	2	42.479	1:31.084	2	44.242	1:29.761
73	1 LAP	1:49.777	66	41.118	1:31.853	32	47.116	1:32.538	32	51.551	1:31.623	32	55.609	1:32.056
66	35.284	1:31.031	32	41.288	1:31.242	66	47.972	1:33.564	66	52.112	1:31.328	66	56.263	1:32.149
32	36.065	1:31.693	73	1 LAP	1:49.141	87	1:04.813	1:33.833	51	1 LAP	1:46.708	87	1:14.775	1:32.502
87	50.778	1:32.735	87	57.690	1:32.931	9	1:15.197	1:33.836	87	1:10.271	1:32.646	51	1 LAP	1:46.271
9	59.750	1:40.310	9	1:08.071	1:34.340	73	1 LAP	1:47.391	9	1:21.424	1:33.415			
24	1 LAP	1:56.969												
21	1:04.350	1:35.717												
65	1:20.894	1:39.361												

Weather : Sunny / Dry

msttimina.com

Page 2 of 4

Brands Hatch  
Circuit Length = 2.6228 miles.  
Start: 15:16 End: 15:42

Printed - 15:54 Sunday, 04 June 2006

# HSCC "Duo" Derek Bell Trophy Series supported by Motor Sport

## LAP CHART FOR RACE 13

(contd.)

Lap 11			Lap 12			Lap 13			Lap 14			Lap 15		
No	Behind	Laptime	No	Behind	Laptime	No	Behind	Laptime	No	Behind	Laptime	No	Behind	Laptime
40		1:27.721	40		1:26.589	40		1:26.352	40		1:26.737	40		1:27.137
9	1 LAP	1:35.260	9	1 LAP	1:33.279	9	1 LAP	1:34.375	87	1 LAP	1:33.734	73	3 LAPS	1:48.878
4	15.366	1:27.932	51	2 LAPS	1:45.066	4	17.812	1:27.973	4	18.187	1:27.112	87	1 LAP	1:32.870
73	2 LAPS	1:46.557	4	16.191	1:27.414	51	2 LAPS	1:45.575	9	1 LAP	1:35.065	4	19.338	1:28.288
1	41.355	1:31.304	1	44.013	1:29.247	1	47.162	1:29.501	1	49.364	1:28.939	9	1 LAP	1:35.712
54	42.121	1:30.851	54	44.963	1:29.431	54	48.290	1:29.679	54	51.337	1:29.784	1	50.721	1:28.494
5	43.424	1:30.501	5	46.306	1:29.471	5	49.299	1:29.345	51	2 LAPS	1:45.161	54	54.111	1:29.911
65	1 LAP	1:40.197	73	2 LAPS	1:47.807	2	55.267	1:30.463	5	52.846	1:30.284	5	56.578	1:30.869
2	46.978	1:30.457	2	51.156	1:30.767	73	2 LAPS	1:46.569	2	59.595	1:31.065	2	1:03.467	1:31.009
32	1:00.077	1:32.189	65	1 LAP	1:39.589	32	1:10.456	1:31.596	32	1:14.816	1:31.097	51	2 LAPS	1:45.901
66	1:00.727	1:32.185	32	1:05.212	1:31.724	65	1 LAP	1:39.181	66	1:16.121	1:31.632	32	1:18.850	1:31.171
87	1:19.274	1:32.220	66	1:06.174	1:32.036	66	1:11.226	1:31.404	65	1 LAP	1:39.740	66	1:24.716	1:35.732
			87	1:24.921	1:32.236									

Weather : Sunny / Dry

msttimina.com

Page 3 of 4

Brands Hatch  
 Circuit Length = 2.6228 miles.  
 Start: 15:16 End: 15:42

Printed - 15:54 Sunday, 04 June 2006

# HSCC "Duo" Derek Bell Trophy Series supported by Motor Sport LAP CHART FOR RACE 13

(contd.)

Lap 16			Lap 17			Lap 18			Lap 19			Lap 20		
No	Behind	Laptime	No	Behind	Laptime	No	Behind	Laptime	No	Behind	Laptime	No	Behind	Laptime
40		1:26.523	40		1:28.376	40		1:29.296						
65	2 LAPS	1:40.366	51	3 LAPS	1:49.512	66	1 LAP	1:40.677						
87	1 LAP	1:33.349	66	1 LAP	1:38.113	4	22.116	1:28.467						
4	21.402	1:28.587	4	22.945	1:29.919	51	3 LAPS	1:48.479						
73	3 LAPS	1:47.301	65	2 LAPS	1:41.155	87	1 LAP	1:35.907						
9	1 LAP	1:33.654	87	1 LAP	1:35.438	65	2 LAPS	1:40.270						
1	53.673	1:29.475	32	1 LAP	2:08.222	32	1 LAP	1:41.697						
54	57.981	1:30.393	73	3 LAPS	1:46.310	9	1 LAP	1:33.293						
5	1:00.657	1:30.602	9	1 LAP	1:33.402	1	58.810	1:31.601						
2	1:07.866	1:30.922	1	56.505	1:31.208	73	3 LAPS	1:49.006						
			54	1:00.906	1:31.301	54	1:02.701	1:31.091						
			5	1:03.870	1:31.589	5	1:08.993	1:34.419						
			2	1:10.925	1:31.435	2	1:13.458	1:31.829						

Weather : Sunny / Dry

msttimina.com

Page 4 of 4

Brands Hatch  
Circuit Length = 2.6228 miles.  
Start: 15:16 End: 15:42  
Printed - 15:54 Sunday, 04 June 2006

# Orwell Supersports Cup

## QUALIFYING FOR RACE 5

POS	NO	CL	DRIVER	NAT	CAR	TIME	LAPS	GAP	MPH
1	1	A	Richard PIPER		McLaren M8F	1:25.635	13		110.26
2	9	A	Frank BRADLEY		March 707/717	1:27.629	15	1.994	107.75
3	69	E	Silvio KALB		March 76S	1:28.101	14	2.466	107.17
4	68	E	Cosimo TURIZIO		Osella PA4	1:28.797	14	3.162	106.33
5	60	E	John BURTON		Chevron B26	1:29.132	2	3.497	105.93
6	32	D	Mike CATLOW		Chevron B19	1:29.695	16	4.060	105.26
7	21	D	Ross MAXWELL		Chevron B19	1:29.956	11	4.321	104.96
8	57	E	Dieter RIEGL		Lola T294	1:30.994	15	5.359	103.76
9	7	A	Peter SCHLEIFER		March 707	1:31.460	12	5.825	103.23
10	36	D	Jonathan LOADER		Chevron B19	1:31.693	14	6.058	102.97
11	4	A	Gerd WUENSCH		Lola T222	1:32.106	14	6.471	102.51
12	35	D	Sandy WATSON		Chevron B19	1:32.198	13	6.563	102.41
13	67	E	Michele LIGUORI		Lola T296	1:32.340	13	6.705	102.25
14	34	D	Andrew SCHRYVER		Chevron B21/23	1:32.531	15	6.896	102.04
15	50	D	Bob BROOKS		Lola T212	1:32.948	13	7.313	101.58
16	11	A	Peter HOFFMAN		McLaren M8F	1:32.954	3	7.319	101.57
17	84	D	David GATHERCOLE		Coldwell C14	1:32.959	14	7.324	101.57
18	28	D	Jim GATHERCOLE		Coldwell C14 B	1:33.296	9	7.661	101.20
19	23	D	Malcolm SANDERS		Lola T210	1:33.345	10	7.710	101.15
20	52	E	Christoph BURCKHARDT		Sauber C-5	1:33.574	12	7.939	100.90
21	25	D	Vincent RIVET		Chevron B19	1:34.679	14	9.044	99.72
22	22	D	Mike SCOTT		Gropa CMC2	1:35.084	13	9.449	99.30
23	82	E	Gunther DEUTSCH		TOJ SC206	1:35.646	14	10.011	98.71
24	77	F	Stephen MINOPRIO		Chevron B16	1:35.741	12	10.106	98.62
25	10	A	Don BELL		Lola T163	1:37.138	9	11.503	97.20
26	27	D	Thomas HARDY		Lola T212	1:37.260	13	11.625	97.08
27	26	D	George DOUGLAS		Martin BM9/10	1:38.165	7	12.530	96.18
28	33	D	Chris ROCHE		Chevron B19	1:41.441	10	15.806	93.08
29	42	C	Hugh COLMAN		Chevron B8	1:41.531	12	15.896	92.99
30	85	D	Steven ARNOLD		Chevron B19	1:42.252	2	16.617	92.34
QUALIFICATION MAXIMA									
61	E	Niek SNOEK			TOJ 204	1:42.620	12	16.985	92.01
62	E	Harald ULMEN			Lola T296	1:46.515	8	20.880	88.64

Qualifying Maxima Class A-1.38.480 C-1.56.760 D-1.43.149 E-1.41.316 F-1.50.102

Weather : Sunny / Dry

These results are provisional until the conclusion of any judicial and technical matters.

Brands Hatch

Circuit Length = 2.6228 miles.

Start: 11:35 End: 12:14

Clerk of Course:	Stewards:	Timekeeper:
------------------	-----------	-------------

# Orwell Supersports Cup

## LAP ANALYSIS - QUALIFYING RACE 5

<b>1</b>	<b>Richard PIPER</b>	McLaren M8F
1 - 2:06.774	6 - 1:26.011	11 - 1:32.208
2 - 1:29.909	7 - <b>1:25.635</b>	12 - 1:29.414
3 - 1:27.967	8 - 5:18.724P	13 - 1:27.348
4 - X:00.000P	9 - 1:58.117	
5 - 1:45.183	10 - 1:36.949	
<b>4</b>	<b>Gerd WUENSCH</b>	Lola T222
1 - 2:03.854	6 - 1:38.189	11 - <b>1:32.106</b>
2 - 1:48.331	7 - 1:33.478	12 - 1:32.980
3 - 1:36.214	8 - 1:33.703	13 - 1:33.657
4 - X:00.000P	9 - 1:33.179	14 - 1:33.841
5 - 1:59.478	10 - 1:33.795	
<b>7</b>	<b>Peter SCHLEIFER</b>	March 707
1 - 2:38.200	6 - <b>1:31.460</b>	11 - 1:32.300
2 - 1:34.827	7 - 1:33.938	12 - 1:33.158
3 - 1:37.564	8 - 1:32.444	
4 - X:00.000P	9 - 1:32.804	
5 - 1:35.102	10 - 1:34.001	
<b>9</b>	<b>Frank BRADLEY</b>	March 707/717
1 - 2:21.069	6 - 1:33.106	11 - 1:29.037
2 - 1:47.960	7 - 1:30.402	12 - 1:28.401
3 - 1:37.113	8 - 1:28.575	13 - 1:27.777
4 - X:00.000P	9 - 1:35.064	14 - 1:28.289
5 - 1:52.974	10 - 1:30.050	15 - <b>1:27.629</b>
<b>10</b>	<b>Don BELL</b>	Lola T163
1 - 2:18.117	6 - 1:39.249	
2 - 1:49.785	7 - <b>1:37.138</b>	
3 - 1:43.257	8 - 1:37.191	
4 - X:00.000P	9 - 1:37.607	
5 - 1:57.704		
<b>11</b>	<b>Peter HOFFMAN</b>	McLaren M8F
1 - 2:56.455		
2 - <b>1:32.954</b>		
3 - 1:34.470		
<b>21</b>	<b>Ross MAXWELL</b>	Chevron B19
1 - 2:01.775	6 - 1:31.415	11 - 1:32.535
2 - 1:32.207	7 - <b>1:29.956</b>	
3 - 1:32.309	8 - 5:19.726P	
4 - X:00.000P	9 - 1:39.704	
5 - 1:41.004	10 - 1:30.560	

Qualifying Maxima Class A-1.38.480 C-1.56.760 D-1.43.149 E-1.41.316 F-1.50.102  
 Weather : Sunny / Dry

Brands Hatch  
 Circuit Length = 2.6228 miles.  
 Start: 11:35 End: 12:14

# Orwell Supersports Cup

## LAP ANALYSIS - QUALIFYING RACE 5

(contd.)

<b>22</b>	<b>Mike SCOTT</b>	Gropa CMC2			
1 -	2:41.339	6 -	1:38.713	11 -	1:40.202
2 -	1:43.915	7 -	1:38.396	12 -	1:35.166
3 -	X:00.000P	8 -	1:36.864	13 -	1:36.376
4 -	1:53.933	9 -	1:37.168		
5 -	1:39.351	10 -	<b>1:35.084</b>		
<b>23</b>	<b>Malcolm SANDERS</b>	Lola T210			
1 -	2:29.800	6 -	1:37.842		
2 -	1:45.741	7 -	1:39.735		
3 -	X:00.000P	8 -	<b>1:33.345</b>		
4 -	1:57.060	9 -	1:46.442		
5 -	1:41.166	10 -	1:34.452		
<b>25</b>	<b>Vincent RIVET</b>	Chevron B19			
1 -	2:28.834	6 -	1:39.230	11 -	<b>1:34.679</b>
2 -	1:45.418	7 -	1:37.574	12 -	1:35.093
3 -	1:49.451	8 -	1:37.794	13 -	1:35.509
4 -	X:00.000P	9 -	1:36.286	14 -	1:37.765
5 -	1:54.352	10 -	1:39.018		
<b>26</b>	<b>George DOUGLAS</b>	Martin BM9/10			
1 -	2:25.591	6 -	3:22.413		
2 -	1:46.673	7 -	<b>1:38.165</b>		
3 -	1:44.615				
4 -	X:00.000P				
5 -	1:50.387				
<b>27</b>	<b>Thomas HARDY</b>	Lola T212			
1 -	2:27.623	6 -	1:42.382	11 -	1:37.349
2 -	1:45.065	7 -	1:40.037	12 -	1:37.267
3 -	1:50.582	8 -	1:38.831	13 -	<b>1:37.260</b>
4 -	X:00.000P	9 -	1:38.441		
5 -	1:45.421	10 -	1:38.847		
<b>28</b>	<b>Jim GATHERCOLE</b>	Coldwell C14 B			
1 -	2:30.124	6 -	1:37.916		
2 -	1:39.654	7 -	1:33.861		
3 -	1:37.789	8 -	1:37.424		
4 -	X:00.000P	9 -	<b>1:33.296</b>		
5 -	1:52.112				
<b>32</b>	<b>Mike CATLOW</b>	Chevron B19			
1 -	1:57.277	6 -	1:30.777	11 -	1:31.500
2 -	1:33.817	7 -	1:30.323	12 -	1:30.865
3 -	1:34.661	8 -	<b>1:29.695</b>	13 -	1:29.764
4 -	X:00.000P	9 -	1:31.279	14 -	1:30.900
5 -	1:41.925	10 -	1:32.207	15 -	1:30.844
				16 -	1:37.667

Qualifying Maxima Class A-1.38.480 C-1.56.760 D-1.43.149 E-1.41.316 F-1.50.102  
Weather : Sunny / Dry

Brands Hatch  
Circuit Length = 2.6228 miles.  
Start: 11:35 End: 12:14

# Orwell Supersports Cup

## LAP ANALYSIS - QUALIFYING RACE 5

(contd.)

<b>33</b>	<b>Chris ROCHE</b>	Chevron B19
1 - 2:47.235	6 - 1:46.301	
2 - 1:54.641	7 - 1:44.351	
3 - X:00.000P	8 - 1:44.714	
4 - 1:58.609	9 - <b>1:41.441</b>	
5 - 1:45.551	10 - 1:41.685	
<b>34</b>	<b>Andrew SCHRYVER</b>	Chevron B21/23
1 - 1:58.027	6 - 1:38.728	11 - 1:35.546
2 - 1:36.762	7 - 1:34.295	12 - 1:39.876
3 - <b>1:32.531</b>	8 - 1:34.840	13 - 1:34.108
4 - X:00.000P	9 - 1:35.784	14 - 1:36.981
5 - 1:56.026	10 - 1:36.745	15 - 1:33.963
<b>35</b>	<b>Sandy WATSON</b>	Chevron B19
1 - 2:46.994	6 - 1:34.113	11 - 1:32.929
2 - 1:54.922	7 - 1:33.568	12 - 1:42.145
3 - X:00.000P	8 - 1:33.005	13 - 1:33.461
4 - 1:54.533	9 - <b>1:32.198</b>	
5 - 1:33.147	10 - 1:32.660	
<b>36</b>	<b>Jonathan LOADER</b>	Chevron B19
1 - 3:00.360	6 - 1:35.225	11 - <b>1:31.693</b>
2 - 1:51.799	7 - 1:34.136	12 - 1:40.455
3 - X:00.000P	8 - 1:34.957	13 - 1:34.949
4 - 1:58.288	9 - 1:34.429	14 - 1:39.358
5 - 1:39.052	10 - 1:32.026	
<b>42</b>	<b>Hugh COLMAN</b>	Chevron B8
1 - 4:15.703P	6 - 1:44.139	11 - 1:42.654
2 - X:00.000P	7 - 1:44.720	12 - <b>1:41.531</b>
3 - 1:58.322	8 - 1:43.567	
4 - 1:50.621	9 - 1:43.644	
5 - 1:46.653	10 - 1:42.143	
<b>50</b>	<b>Bob BROOKS</b>	Lola T212
1 - 3:03.463	6 - 1:35.551	11 - <b>1:32.948</b>
2 - 1:49.113	7 - 1:51.556	12 - 1:34.120
3 - X:00.000P	8 - 1:35.719	13 - 1:33.573
4 - 1:59.195	9 - 1:36.120	
5 - 1:46.347	10 - 1:33.501	
<b>52</b>	<b>Christoph BURCKHARDT</b>	Sauber C-5
1 - 2:53.593	6 - 1:44.260	11 - <b>1:33.574</b>
2 - 1:55.415	7 - 1:41.674	12 - 1:37.183
3 - X:00.000P	8 - 1:35.941	
4 - 2:12.950	9 - 1:35.825	
5 - 1:47.479	10 - 1:35.172	

Qualifying Maxima Class A-1.38.480 C-1.56.760 D-1.43.149 E-1.41.316 F-1.50.102  
Weather : Sunny / Dry

Brands Hatch  
Circuit Length = 2.6228 miles.  
Start: 11:35 End: 12:14

# Orwell Supersports Cup

## LAP ANALYSIS - QUALIFYING RACE 5

(contd.)

<b>57</b>	<b>Dieter RIEGL</b>	Lola T294
1 - 2:12.737	6 - 1:32.736	11 - 1:36.939
2 - 1:38.397	7 - 1:35.268	12 - 1:36.004
3 - 1:33.709	8 - 1:32.073	13 - 1:40.484
4 - X:00.000P	9 - 1:32.003	14 - 1:33.827
5 - 1:50.109	10 - 1:34.266	15 - <b>1:30.994</b>
<b>60</b>	<b>John BURTON</b>	Chevron B26
1 - 1:50.434		
2 - <b>1:29.132</b>		
<b>61</b>	<b>Niek SNOEK</b>	TOJ 204
1 - 2:58.201	6 - 1:47.313	11 - 1:45.725
2 - 1:55.064	7 - 1:45.933	12 - 1:42.809
3 - X:00.000P	8 - 1:45.442	
4 - 2:10.468	9 - <b>1:42.620</b>	
5 - 1:48.931	10 - 1:43.255	
<b>62</b>	<b>Harald ULMEN</b>	Lola T296
1 - 2:16.091	6 - <b>1:46.515</b>	
2 - 1:54.199	7 - 1:47.914	
3 - X:00.000P	8 - 1:48.209	
4 - 1:54.985		
5 - 1:49.888		
<b>67</b>	<b>Michele LIGUORI</b>	Lola T296
1 - 2:57.855	6 - 1:51.102	11 - 1:33.340
2 - 2:02.683	7 - 1:49.691	12 - <b>1:32.340</b>
3 - X:00.000P	8 - 1:51.850	13 - 1:32.799
4 - 2:24.168	9 - 1:40.767	
5 - 1:55.318	10 - 1:35.424	
<b>68</b>	<b>Cosimo TURIZIO</b>	Osella PA4
1 - 2:46.634	6 - 1:32.284	11 - 1:34.958
2 - 1:57.081	7 - 1:30.392	12 - 1:30.471
3 - X:00.000P	8 - 1:30.554	13 - 1:28.971
4 - 1:58.473	9 - 1:29.781	14 - <b>1:28.797</b>
5 - 1:38.568	10 - 1:32.313	
<b>69</b>	<b>Silvio KALB</b>	March 76S
1 - 1:57.037	6 - 1:29.652	11 - 1:29.981
2 - 1:35.040	7 - 1:28.898	12 - <b>1:28.101</b>
3 - 1:31.941	8 - 1:29.858	13 - 3:47.247P
4 - X:00.000P	9 - 1:28.595	14 - 1:36.868
5 - 1:44.540	10 - 1:29.947	

Qualifying Maxima Class A-1.38.480 C-1.56.760 D-1.43.149 E-1.41.316 F-1.50.102  
Weather : Sunny / Dry

Brands Hatch  
Circuit Length = 2.6228 miles.  
Start: 11:35 End: 12:14



# Orwell Supersports Cup

## LAP ANALYSIS - QUALIFYING RACE 5

(contd.)

<b>77</b>	<b>Stephen MINOPRIO</b>	Chevron B16
1 - 3:13.484	6 - 1:36.081	11 - 1:37.182
2 - 1:41.737	7 - 1:36.148	12 - 1:40.827
3 - X:00.000P	8 - <b>1:35.741</b>	
4 - 1:45.759	9 - 1:36.560	
5 - 1:37.344	10 - 1:35.813	
<b>82</b>	<b>Gunther DEUTSCH</b>	TOJ SC206
1 - 2:17.793	6 - 1:41.191	11 - 1:36.540
2 - 1:49.949	7 - 1:41.178	12 - 1:36.491
3 - 1:46.401	8 - 1:38.491	13 - <b>1:35.646</b>
4 - X:00.000P	9 - 1:37.634	14 - 1:36.996
5 - 1:47.791	10 - 1:36.860	
<b>84</b>	<b>David GATHERCOLE</b>	Coldwell C14
1 - 2:36.235	6 - 3:07.267P	11 - 1:35.634
2 - 1:42.125	7 - 1:48.303	12 - 1:37.712
3 - 1:45.656	8 - 1:34.002	13 - 1:46.261
4 - X:00.000P	9 - 1:41.000	14 - <b>1:32.959</b>
5 - 1:45.291	10 - 1:35.043	
<b>85</b>	<b>Steven ARNOLD</b>	Chevron B19
1 - 2:01.400		
2 - <b>1:42.252</b>		

# Orwell Supersports Cup

## GRID FOR RACE 5

ROW 16	61 SNOEK	62 ULMEN
ROW 15	42 COLMAN	85 ARNOLD
ROW 14	26 DOUGLAS	33 ROCHE
ROW 13	10 BELL	27 HARDY
ROW 12	82 DEUTSCH	77 MINOPRIO
ROW 11	25 RIVET	22 SCOTT
ROW 10	23 SANDERS	52 BURCKHARDT
ROW 9	84 GATHERCOLE	28 GATHERCOLE
ROW 8	50 BROOKS	11 HOFFMAN
ROW 7	67 LIGUORI	34 SCHRYVER
ROW 6	4 WUENSCH	35 WATSON
ROW 5	7 SCHLEIFER	36 LOADER
ROW 4	21 MAXWELL	57 RIEGL
ROW 3	60 BURTON	32 CATLOW
ROW 2	69 KALB	68 TURIZIO
ROW 1	1 PIPER	9 BRADLEY
<b>POLE</b>		
		

Weather : Sunny / Dry

**These results are provisional until the conclusion of any judicial and technical matters.**

Brands Hatch

Circuit Length = 2.6228 miles.

Start: 11:35 End: 12:14

Clerk of Course:

Stewards:

Timekeeper:

# Orwell Supersports Cup

## PROVISIONAL RESULT - RACE 5

POS	NO	CL	DRIVER	NAT	CAR	TIME	LAPS	GAP	MPH	BEST
1	1	A	Richard PIPER		McLaren M8F	30:48.704	17		86.86	1:26.294
2	9	A	Frank BRADLEY		March 707/717	31:02.535	17	13.831	86.21	1:26.162
3	69	E	Silvio KALB		March 76S	31:03.120	17	14.416	86.19	1:28.649
4	32	D	Mike CATLOW		Chevron B19	31:06.415	17	17.711	86.03	1:29.638
5	85	D	Steven ARNOLD		Chevron B19	31:08.807	17	20.103	85.92	1:29.472
6	21	D	Ross MAXWELL		Chevron B19	31:16.110	17	27.406	85.59	1:30.971
7	57	E	Dieter RIEGL		Lola T294	31:17.636	17	28.932	85.52	1:31.155
8	23	D	Malcolm SANDERS		Lola T210	31:24.317	17	35.613	85.22	1:31.449
9	36	D	Jonathan LOADER		Chevron B19	31:25.044	17	36.340	85.18	1:32.452
10	84	D	David GATHERCOLE		Coldwell C14	31:25.587	17	36.883	85.16	1:31.511
11	34	D	Andrew SCHRYVER		Chevron B21/23	31:32.144	17	43.440	84.86	1:33.277
12	52	E	Christoph BURCKHARDT		Sauber C-5	31:33.075	17	44.371	84.82	1:32.743
13	50	D	Bob BROOKS		Lola T212	31:38.147	17	49.443	84.60	1:33.792
14	77	F	Stephen MINOPRIO		Chevron B16	31:40.688	17	51.984	84.48	1:34.512
15	26	D	George DOUGLAS		Martin BM9/10	31:41.042	17	52.338	84.47	1:33.956
16	61	E	Niek SNOEK		TOJ 204	32:03.157	16	1 LAP	78.59	1:41.324
17	82	E	Gunther DEUTSCH		TOJ SC206	32:03.693	16	1 LAP	78.56	1:37.490
18	62	E	Harald ULMEN		Lola T296	32:07.346	16	1 LAP	78.42	1:41.677
19	33	D	Chris ROCHE		Chevron B19	32:11.360	16	1 LAP	78.25	1:42.166
20	42	C	Hugh COLMAN		Chevron B8	32:12.707	16	1 LAP	78.20	1:41.686
21	7	A	Peter SCHLEIFER		March 707	31:06.773	15	2 LAPS	75.90	1:27.497

### NOT CLASSIFIED

67	E	Michele LIGUORI		Lola T296	14:47.029	9	D.N.F.	95.87	1:31.005
68	E	Cosimo TURIZIO		Osella PA4	10:32.883	7	D.N.F.	104.54	1:28.929
25	D	Vincent RIVET		Chevron B19	9:51.280	6	D.N.F.	95.92	1:35.508
35	D	Sandy WATSON		Chevron B19	8:00.704	5	D.N.F.	98.35	1:32.200
28	D	Jim GATHERCOLE		Coldwell C14 B	6:33.816	4	D.N.F.	96.07	1:35.203
60	E	John BURTON		Chevron B26	4:34.255	3	D.N.F.	103.53	1:28.915
4	A	Gerd WUENSCH		Lola T222	1:38.231	1	D.N.F.	96.81	1:38.231
27	D	Thomas HARDY		Lola T212		0	D.N.F.	N/A	

### FASTEST LAP

9	A	Frank BRADLEY		March 707/717	1:26.162	4	109.58mph	176.36kph
69	E	Silvio KALB		March 76S	1:28.649	5	106.51mph	171.41kph
85	D	Steven ARNOLD		Chevron B19	1:29.472	16	105.53mph	169.83kph
77	F	Stephen MINOPRIO		Chevron B16	1:34.512	5	99.90mph	160.77kph
42	C	Hugh COLMAN		Chevron B8	1:41.686	13	92.85mph	149.43kph

Weather : Sunny / Dry

These results are provisional until the conclusion of any judicial and technical matters.

Brands Hatch

Circuit Length = 2.6228 miles.

Start: 16:42 End: 16:14

Clerk of Course:	Stewards:	Timekeeper:

# Orwell Supersports Cup

## LAP CHART FOR RACE 5

Lap 1			Lap 2			Lap 3			Lap 4			Lap 5		
No	Behind	Laptime	No	Behind	Laptime	No	Behind	Laptime	No	Behind	Laptime	No	Behind	Laptime
9		1:32.711	1		1:26.984	1		1:26.779	1		1:26.837	1		1:26.294
1	0.249	1:32.960	9	1.261	1:28.494	9	1.391	1:26.909	9	0.716	1:26.162	9	0.890	1:26.468
68	1.799	1:34.510	68	3.640	1:29.074	7	6.307	1:28.913	7	7.001	1:27.531	7	8.396	1:27.689
69	2.267	1:34.978	69	4.081	1:29.047	68	6.533	1:29.672	68	9.131	1:29.435	68	11.766	1:28.929
7	2.458	1:35.169	7	4.173	1:28.948	69	6.911	1:29.609	69	9.822	1:29.748	69	12.177	1:28.649
60	3.480	1:36.191	60	5.396	1:29.149	60	7.532	1:28.915	32	14.966	1:31.360	32	18.512	1:29.840
32	3.904	1:36.615	32	7.584	1:30.913	32	10.443	1:29.638	82	1 LAP	1:47.813	82	1 LAP	1:37.490
57	5.301	1:38.012	57	10.547	1:32.479	57	16.942	1:33.174	57	22.032	1:31.927	57	27.215	1:31.477
4	5.520	1:38.231	21	12.537	1:33.303	21	18.591	1:32.833	21	22.797	1:31.043	21	27.868	1:31.365
21	6.467	1:39.178	67	13.250	1:33.406	67	18.871	1:32.400	67	23.800	1:31.766	67	28.511	1:31.005
67	7.077	1:39.788	35	13.959	1:33.282	36	21.754	1:32.904	36	27.792	1:32.875	85	30.994	1:29.496
35	7.910	1:40.621	36	15.629	1:33.817	85	23.979	1:33.271	85	27.792	1:30.650	36	33.950	1:32.452
36	9.045	1:41.756	23	17.191	1:33.699	23	24.444	1:34.032	23	29.504	1:31.897	23	34.659	1:31.449
84	9.783	1:42.494	84	17.191	1:34.641	84	25.276	1:34.864	84	32.598	1:34.159	84	40.258	1:33.954
34	10.471	1:43.182	85	17.487	1:31.419	35	29.534	1:42.354	35	34.897	1:32.200	35	40.850	1:32.247
23	10.725	1:43.436	34	19.991	1:36.753	50	30.269	1:36.488	50	37.458	1:34.026	50	44.972	1:33.808
50	12.141	1:44.852	50	20.560	1:35.652	34	30.875	1:37.663	34	38.640	1:34.602	34	46.138	1:33.792
77	13.271	1:45.982	77	21.505	1:35.467	77	31.222	1:36.496	77	39.401	1:35.016	77	47.619	1:34.512
85	13.301	1:46.012	28	23.294	1:35.668	28	31.890	1:35.375	28	40.256	1:35.203	52	48.105	1:33.762
28	14.859	1:47.570	52	23.364	1:35.574	52	32.300	1:35.715	52	40.637	1:35.174	26	49.939	1:34.359
52	15.023	1:47.734	26	24.239	1:36.172	26	33.398	1:35.938	26	41.874	1:35.313	25	54.630	1:35.508
25	15.140	1:47.851	25	25.354	1:37.447	25	35.958	1:37.383	25	45.416	1:36.295			
26	15.300	1:48.011	42	36.527	1:43.301	33	53.853	1:43.143	33	1:11.269	1:44.253			
33	19.620	1:52.331	33	37.489	1:45.102	61	55.285	1:44.257	61	1:11.450	1:43.002			
42	20.459	1:53.170	61	37.807	1:44.404	62	55.792	1:43.921	62	1:12.157	1:43.202			
61	20.636	1:53.347	62	38.650	1:43.915	42	56.433	1:46.685	42	1:12.663	1:43.067			
62	21.968	1:54.679	82	1:20.973	2:16.514P									
82	31.692	2:04.403												

# Orwell Supersports Cup LAP CHART FOR RACE 5

(contd.)

Lap 6			Lap 7			Lap 8			Lap 9			Lap 10		
No	Behind	Laptime	No	Behind	Laptime	No	Behind	Laptime	No	Behind	Laptime	No	Behind	Laptime
1		1:28.216	1		1:29.403	1		1:29.870	1		2:48.257	1		3:19.729
61	1 LAP	1:43.212	9	0.192	1:29.200	9	0.531	1:30.209	9	0.924	2:48.650	9	1.458	3:20.263
9	0.395	1:27.721	7	13.690	1:34.687	69	17.718	1:31.415	69	2.428	2:32.967	69	3.293	3:20.594
33	1 LAP	1:44.382	68	15.410	1:32.034	32	29.989	1:35.893	32	3.880	2:22.148	32	5.567	3:21.416
42	1 LAP	1:44.686	69	16.173	1:32.349	61	1 LAP	1:44.340	61	1 LAP	2:21.049	61	1 LAP	3:21.151
62	1 LAP	1:45.899	61	1 LAP	1:47.032	33	1 LAP	1:45.226	33	1 LAP	2:20.218	33	1 LAP	3:21.129
7	8.406	1:28.226	33	1 LAP	1:46.698	62	1 LAP	1:43.867	62	1 LAP	2:21.803	62	1 LAP	3:20.701
68	12.779	1:29.229	42	1 LAP	1:45.508	42	1 LAP	1:45.907	42	1 LAP	2:21.724	42	1 LAP	3:21.120
69	13.227	1:29.266	62	1 LAP	1:45.847	57	38.778	1:35.390	57	9.930	2:19.409	57	10.829	3:20.628
32	20.805	1:30.509	32	23.966	1:32.564	21	39.608	1:34.323	21	10.623	2:19.272	21	11.237	3:20.343
57	30.516	1:31.517	57	33.258	1:32.145	67	40.427	1:34.763	67	11.429	2:19.259	85	11.583	3:19.583
21	31.960	1:32.308	21	35.155	1:32.598	85	40.768	1:32.246	85	11.729	2:19.218	36	12.506	3:19.314
67	32.579	1:32.284	67	35.534	1:32.358	36	48.379	1:33.653	36	12.921	2:12.799	23	13.035	3:18.426
85	33.816	1:31.038	85	38.392	1:33.979	23	48.834	1:33.588	23	14.338	2:13.761	84	13.739	3:17.846
36	38.228	1:32.494	36	44.596	1:35.771	84	1:00.746	1:35.180	84	15.622	2:03.133	34	14.863	3:17.908
23	39.682	1:33.239	23	45.116	1:34.837	77	1:11.391	1:37.774	34	16.684	1:53.499	77	15.556	3:17.520
82	1 LAP	1:42.027	84	55.436	1:36.799	34	1:11.442	1:38.370	77	17.765	1:54.631	52	16.161	3:17.665
84	48.040	1:35.998	82	1 LAP	1:45.389	52	1:11.692	1:37.718	52	18.225	1:54.790	26	17.118	3:17.941
50	52.668	1:35.912	34	1:02.942	1:39.340	26	1:12.447	1:37.603	26	18.906	1:54.716	82	1 LAP	3:18.995
34	53.005	1:35.083	77	1:03.487	1:38.808	82	1 LAP	1:47.510	82	1 LAP	1:53.998	50	20.512	3:19.447
77	54.082	1:34.679	52	1:03.844	1:38.592	50	1:19.805	1:42.137	50	20.794	1:49.246	7	2 LAPS	8:08.953P
52	54.655	1:34.766	26	1:04.714	1:38.272									
26	55.845	1:34.122	50	1:07.538	1:44.273									
25	1:03.210	1:36.796												

Weather : Sunny / Dry

Brands Hatch  
Circuit Length = 2.6228 miles.  
Start: 16:42 End: 16:14

# Orwell Supersports Cup LAP CHART FOR RACE 5

(contd.)

Lap 11			Lap 12			Lap 13			Lap 14			Lap 15		
No	Behind	Laptime	No	Behind	Laptime	No	Behind	Laptime	No	Behind	Laptime	No	Behind	Laptime
1		2:56.080	1		2:34.901	1		1:27.265	1		1:26.446	1		1:28.833
9	1.231	2:55.853	9	0.241	2:33.911	9	2.827	1:29.851	9	7.309	1:30.928	9	10.814	1:32.338
69	2.948	2:55.735	69	0.669	2:32.622	69	5.496	1:32.092	69	8.957	1:29.907	69	11.628	1:31.504
32	5.228	2:55.741	32	0.965	2:30.638	32	6.601	1:32.901	32	11.945	1:31.790	32	14.395	1:31.283
61	1 LAP	2:55.905	61	1 LAP	2:30.295	85	15.710	1:35.136	85	19.393	1:30.129	85	20.267	1:29.707
33	1 LAP	2:55.871	33	1 LAP	2:29.879	21	16.767	1:36.400	21	21.414	1:31.093	7	2 LAPS	1:27.777
62	1 LAP	2:55.811	62	1 LAP	2:31.990	57	16.827	1:37.380	57	22.285	1:31.904	21	25.154	1:32.573
42	1 LAP	2:55.767	42	1 LAP	2:30.883	23	17.478	1:36.034	7	2 LAPS	1:29.729	57	25.953	1:32.501
57	10.784	2:56.035	57	6.712	2:30.829	36	18.161	1:37.249	23	24.043	1:33.011	23	29.454	1:34.244
21	11.767	2:56.610	21	7.632	2:30.766	61	1 LAP	1:43.827	84	25.904	1:31.511	84	30.010	1:32.939
85	12.377	2:56.874	85	7.839	2:30.363	34	18.286	1:35.702	36	26.203	1:34.488	36	30.303	1:32.933
36	13.367	2:56.941	36	8.177	2:29.711	7	2 LAPS	1:34.512	34	30.996	1:39.156	34	36.635	1:34.472
23	14.857	2:57.902	23	8.709	2:28.753	52	18.276	1:34.302	77	33.214	1:36.953	52	37.356	1:32.743
84	15.574	2:57.915	84	9.025	2:28.352	33	1 LAP	1:45.996	52	33.446	1:41.616	77	40.312	1:35.931
34	16.626	2:57.843	34	9.849	2:28.124	84	20.839	1:39.079	50	34.035	1:37.276	50	40.695	1:35.493
77	17.358	2:57.882	77	10.410	2:27.953	77	22.707	1:39.562	61	1 LAP	1:45.537	26	42.633	1:33.956
52	17.987	2:57.906	52	11.239	2:28.153	62	1 LAP	1:45.135	26	37.510	1:40.513	61	1 LAP	1:42.952
26	19.038	2:58.000	26	11.858	2:27.721	50	23.205	1:37.269	62	1 LAP	1:41.677	62	1 LAP	1:42.401
82	1 LAP	2:57.709	82	1 LAP	2:27.488	26	23.443	1:38.850	82	1 LAP	1:43.942	82	1 LAP	1:40.050
50	22.721	2:58.289	50	13.201	2:25.381	82	1 LAP	1:38.032	33	1 LAP	1:47.132	33	1 LAP	1:44.868
7	2 LAPS	2:34.762	7	2 LAPS	2:24.730	42	1 LAP	1:48.906	42	1 LAP	1:41.686	42	1 LAP	1:44.106

Weather : Sunny / Dry

msttimina.com

Page 3 of 4

Brands Hatch  
Circuit Length = 2.6228 miles.  
Start: 16:42 End: 16:14

Printed - 17:31 Saturday, 03 June 2006

# Orwell Supersports Cup


## LAP CHART FOR RACE 5

(contd.)

Lap 16			Lap 17			Lap 18			Lap 19			Lap 20		
No	Behind	Laptime	No	Behind	Laptime	No	Behind	Laptime	No	Behind	Laptime	No	Behind	Laptime
1		1:28.793	1		1:31.057									
9	13.286	1:31.265	9	13.831	1:31.602									
69	13.835	1:31.000	69	14.416	1:31.638									
32	16.539	1:30.937	32	17.711	1:32.229									
85	20.946	1:29.472	7	2 LAPS	1:27.497									
7	2 LAPS	1:27.650	85	20.103	1:30.214									
21	27.492	1:31.131	21	27.406	1:30.971									
57	28.834	1:31.674	57	28.932	1:31.155									
23	33.018	1:32.357	23	35.613	1:33.652									
84	33.863	1:32.646	36	36.340	1:33.080									
36	34.317	1:32.807	84	36.883	1:34.077									
34	41.220	1:33.378	34	43.440	1:33.277									
52	41.702	1:33.139	52	44.371	1:33.726									
50	45.694	1:33.792	50	49.443	1:34.806									
77	47.761	1:36.242	77	51.984	1:35.280									
26	48.324	1:34.484	26	52.338	1:35.071									
61	1 LAP	1:41.523	61	1 LAP	1:41.324									
82	1 LAP	1:41.170	82	1 LAP	1:41.163									
62	1 LAP	1:43.002	62	1 LAP	1:43.496									
33	1 LAP	1:42.966	33	1 LAP	1:42.166									
42	1 LAP	1:44.040	42	1 LAP	1:42.151									

# Orwell Supersports Cup

## GRID FOR RACE 14

ROW 14	27	HARDY	22	SCOTT
ROW 13	28	GATHERCOLE	60	BURTON
ROW 12	68	TURIZIO	35	WATSON
ROW 11	7	SCHLEIFER	67	LIGUORI
ROW 10	33	ROCHE	42	COLMAN
ROW 9	82	DEUTSCH	62	ULMEN
ROW 8	26	DOUGLAS	61	SNOEK
ROW 7	50	BROOKS	77	MINOPRIO
ROW 6	34	SCHRYVER	52	BURCKHARDT
ROW 5	36	LOADER	84	GATHERCOLE
ROW 4	57	RIEGL	23	SANDERS
ROW 3	85	ARNOLD	21	MAXWELL
ROW 2	69	KALB	32	CATLOW
ROW 1	1	PIPER	9	BRADLEY
<b>POLE</b>				
				

Weather : Sunny / Dry

**These results are provisional until the conclusion of any judicial and technical matters.**

Brands Hatch  
Circuit Length = 2.6228 miles.

Clerk of Course:	Stewards:	Timekeeper:
------------------	-----------	-------------



# Orwell Supersports Cup

## PROVISIONAL RESULT - RACE 14

POS	NO	CL	DRIVER	NAT	CAR	TIME	LAPS	GAP	MPH	BEST
1	1	A	Richard PIPER		McLaren M8F	31:10.053	20		101.01	1:24.997
2	60	E	John BURTON		Chevron B26	31:27.627	20	17.574	100.07	1:27.670
3	69	E	Silvio KALB		March 76S	31:30.140	20	20.087	99.94	1:28.032
4	11	A	Peter HOFFMAN		McLaren M8F	31:41.728	20	31.675	99.33	1:28.182
5	7	A	Peter SCHLEIFER		March 707	31:48.539	20	38.486	98.98	1:27.819
6	85	D	Steven ARNOLD		Chevron B19	31:54.574	20	44.521	98.66	1:29.429
7	32	D	Mike CATLOW		Chevron B19	32:00.857	20	50.804	98.34	1:29.505
8	57	E	Dieter RIEGL		Lola T294	32:22.943	20	1:12.890	97.22	1:30.366
9	84	D	David GATHERCOLE		Coldwell C14	32:32.291	20	1:22.238	96.76	1:31.311
10	52	E	Christoph BURCKHARDT		Sauber C-5	32:36.472	20	1:26.419	96.55	1:32.428
11	77	F	Stephen MINOPRIO		Chevron B16	31:18.935	19	1 LAP	95.51	1:33.221
12	26	D	George DOUGLAS		Martin BM9/10	31:20.433	19	1 LAP	95.44	1:32.975
13	33	D	Chris ROCHE		Chevron B19	32:45.493	19	1 LAP	91.30	1:36.959
14	61	E	Niek SNOEK		TOJ 204	32:51.368	19	1 LAP	91.03	1:37.853
15	42	C	Hugh COLMAN		Chevron B8	31:57.092	18	2 LAPS	88.68	1:40.877
16	34	D	Andrew SCHRYVER		Chevron B21/23	32:01.712	17	3 LAPS	83.56	1:33.566
17	27	D	Thomas HARDY		Lola T212	27:43.428	16	4 LAPS	90.86	1:37.095

### NOT CLASSIFIED

21	D	Ross MAXWELL		Chevron B19	22:57.717	14	D.N.F.	95.99	1:30.431
35	D	Sandy WATSON		Chevron B19	23:24.965	14	D.N.F.	94.13	1:32.571
22	D	Mike SCOTT		Gropa CMC2	25:08.074	14	D.N.F.	87.70	1:41.934
50	D	Bob BROOKS		Lola T212	22:19.942	12	D.N.F.	84.61	1:33.255
9	A	Frank BRADLEY		March 707/717	18:05.217	11	D.N.F.	95.77	1:25.221
82	E	Gunther DEUTSCH		TOJ SC206	19:16.948	11	D.N.F.	89.83	1:35.388
28	D	Jim GATHERCOLE		Coldwell C14 B	23:25.380	9	D.N.F.	60.51	1:32.791
10	A	Don BELL		Lola T163	14:15.433	8	D.N.F.	88.38	1:36.875
67	E	Michele LIGUORI		Lola T296	14:15.701	7	D.N.F.	77.32	1:32.505
68	E	Cosimo TURIZIO		Osella PA4	7:50.928	4	D.N.F.	80.34	1:33.000
36	D	Jonathan LOADER		Chevron B19	1:37.789	1	D.N.F.	97.25	1:37.789

### FASTEST LAP

1	A	Richard PIPER		McLaren M8F	1:24.997	8	111.08mph	178.77kph
60	E	John BURTON		Chevron B26	1:27.670	9	107.70mph	173.32kph
85	D	Steven ARNOLD		Chevron B19	1:29.429	8	105.58mph	169.91kph
77	F	Stephen MINOPRIO		Chevron B16	1:33.221	13	101.28mph	163.00kph
42	C	Hugh COLMAN		Chevron B8	1:40.877	8	93.60mph	150.63kph

Weather : Bright / Dry

These results are provisional until the conclusion of any judicial and technical matters.

Brands Hatch

Circuit Length = 2.6228 miles.

Start: 15:58 End: 16:29

Clerk of Course:	Stewards:	Timekeeper:
------------------	-----------	-------------

# Orwell Supersports Cup

## LAP CHART FOR RACE 14

Lap 1			Lap 2			Lap 3			Lap 4			Lap 5		
No	Behind	Laptime	No	Behind	Laptime	No	Behind	Laptime	No	Behind	Laptime	No	Behind	Laptime
1		1:27.678	1		1:25.251	1		1:27.536	1		2:34.114	1		2:17.804
9	1.601	1:29.279	9	1.705	1:25.355	9	0.711	1:26.542	9	0.774	2:34.177	9	0.212	2:17.242
69	5.181	1:32.859	69	9.531	1:29.601	69	11.861	1:29.866	69	1.512	2:23.765	69	0.554	2:16.846
32	6.351	1:34.029	32	11.669	1:30.569	32	14.126	1:29.993	32	2.825	2:22.813	32	1.228	2:16.207
85	6.913	1:34.591	85	12.305	1:30.643	85	14.966	1:30.197	85	3.574	2:22.722	85	1.613	2:15.843
21	8.144	1:35.822	21	13.999	1:31.106	21	17.153	1:30.690	21	4.850	2:21.811	21	2.041	2:14.995
57	8.601	1:36.279	57	15.626	1:32.276	60	18.277	1:29.395	60	5.750	2:21.587	60	2.342	2:14.396
84	9.758	1:37.436	60	16.418	1:29.698	57	20.269	1:32.179	57	7.517	2:21.362	11	3.368	2:13.343
36	10.111	1:37.789	84	17.817	1:33.310	84	23.251	1:32.970	11	7.829	2:18.652	57	3.451	2:13.738
34	10.843	1:38.521	50	20.457	1:33.849	11	23.291	1:29.898	84	8.601	2:19.464	7	4.138	2:12.804
50	11.859	1:39.537	11	20.929	1:32.854	7	24.958	1:30.320	7	9.138	2:18.294	84	4.361	2:13.564
60	11.971	1:39.649	34	21.873	1:36.281	50	27.953	1:35.032	50	10.532	2:16.693	50	6.099	2:13.371
52	12.927	1:40.605	7	22.174	1:31.943	68	29.600	1:33.000	34	12.063	2:15.654	34	6.779	2:12.520
11	13.326	1:41.004	52	23.356	1:35.680	34	30.523	1:36.186	52	12.518	2:15.448	52	7.096	2:12.382
77	14.232	1:41.910	68	24.136	1:34.197	67	31.154	1:34.031	77	14.929	2:17.218	77	7.708	2:10.583
68	15.190	1:42.868	67	24.659	1:33.617	52	31.184	1:35.364	26	15.852	2:16.990	26	8.095	2:10.047
7	15.482	1:43.160	77	24.772	1:35.791	77	31.825	1:34.589	10	17.186	2:11.291	10	10.473	2:11.091
26	15.503	1:43.181	26	26.398	1:36.146	26	32.976	1:34.114	82	18.343	2:06.046	82	11.243	2:10.704
67	16.293	1:43.971	10	30.113	1:36.887	10	40.009	1:37.432	35	18.837	2:04.638	35	11.347	2:10.314
82	17.772	1:45.450	82	32.904	1:40.383	82	46.411	1:41.043	61	19.489	1:57.056	61	11.943	2:10.258
10	18.477	1:46.155	35	41.224	1:41.508	35	48.313	1:34.625	33	20.044	1:56.470	33	12.216	2:09.976
42	23.824	1:51.502	61	42.771	1:43.620	61	56.547	1:41.312	42	20.966	1:56.452	42	12.733	2:09.571
61	24.402	1:52.080	42	43.363	1:44.790	33	57.688	1:40.906	27	21.614	1:56.543	27	13.264	2:09.454
35	24.967	1:52.645	33	44.318	1:42.989	42	58.628	1:42.801	22	26.520	1:52.948	22	13.833	2:05.117
33	26.580	1:54.258	27	44.905	1:42.029	27	59.185	1:41.816	68	56.349	3:00.863P	67	1 LAP	4:41.202P
22	27.925	1:55.603	22	49.306	1:46.632	22	1:07.686	1:45.916						
27	28.127	1:55.805												
28	30.131	1:57.809												

# Orwell Supersports Cup LAP CHART FOR RACE 14

(contd.)

Lap 6			Lap 7			Lap 8			Lap 9			Lap 10		
No	Behind	Laptime	No	Behind	Laptime	No	Behind	Laptime	No	Behind	Laptime	No	Behind	Laptime
1		1:25.079	1		1:25.160	1		1:24.997	1		1:27.194	1		1:28.523
9	1.304	1:26.171	9	1.365	1:25.221	9	9.063	1:32.695	9	10.311	1:28.442	9	11.030	1:29.242
69	5.915	1:30.440	69	8.824	1:28.069	60	12.983	1:28.547	60	13.459	1:27.670	60	13.130	1:28.194
60	6.889	1:29.626	60	9.433	1:27.704	69	13.238	1:29.411	69	14.563	1:28.519	69	14.072	1:28.032
32	7.485	1:31.336	32	11.830	1:29.505	32	16.453	1:29.620	32	18.862	1:29.603	11	20.243	1:28.761
85	7.853	1:31.319	85	12.280	1:29.587	85	16.712	1:29.429	85	19.213	1:29.695	7	21.894	1:29.847
11	9.226	1:30.937	11	14.125	1:30.059	11	19.017	1:29.889	11	20.005	1:28.182	32	22.351	1:32.012
7	9.735	1:30.676	7	14.207	1:29.632	7	19.145	1:29.935	7	20.570	1:28.619	85	22.486	1:31.796
21	10.487	1:33.525	21	16.751	1:31.424	21	22.890	1:31.136	21	26.156	1:30.460	21	28.336	1:30.703
57	11.168	1:32.796	57	17.684	1:31.676	57	23.644	1:30.957	57	26.816	1:30.366	57	29.299	1:31.006
84	14.045	1:34.763	84	20.545	1:31.660	84	26.859	1:31.311	84	32.044	1:32.379	84	34.961	1:31.440
50	15.385	1:34.365	52	25.617	1:34.415	28	5 LAPS	2:02.547	52	38.918	1:32.659	52	42.823	1:32.428
52	16.362	1:34.345	77	27.783	1:35.472	52	33.453	1:32.833	28	5 LAPS	1:35.793	28	5 LAPS	1:34.151
77	17.471	1:34.842	26	28.727	1:35.685	77	36.190	1:33.404	77	42.531	1:33.535	77	47.593	1:33.585
26	18.202	1:35.186	35	29.762	1:33.390	26	37.072	1:33.342	35	44.516	1:33.848	35	48.564	1:32.571
35	21.532	1:35.264	10	34.829	1:36.875	35	37.862	1:33.097	26	45.298	1:35.420	26	50.955	1:34.180
10	23.114	1:37.720	82	36.729	1:36.690	10	47.814	1:37.982	82	1:01.115	1:39.155	82	1:07.980	1:35.388
82	25.199	1:39.035	67	1 LAP	1:32.505	67	1 LAP	1:32.667	34	2 LAPS	1:41.681	34	2 LAPS	1:34.744
33	27.768	1:40.631	33	41.907	1:39.299	34	2 LAPS	4:58.463P	50	1 LAP	1:43.586	50	1 LAP	1:33.676
61	28.085	1:41.221	61	44.247	1:41.322	82	49.154	1:37.422	27	1:08.467	1:38.863	27	1:17.039	1:37.095
27	28.447	1:40.262	27	44.584	1:41.297	50	1 LAP	3:25.634P	33	1:09.781	1:40.841	61	1:19.500	1:37.853
42	29.575	1:41.921	42	45.496	1:41.081	33	56.134	1:39.224	61	1:10.170	1:39.506	33	1:20.082	1:38.824
67	1 LAP	1:37.708	22	52.759	1:44.150	27	56.798	1:37.211	42	1:16.416	1:42.234			
22	33.769	1:45.015				61	57.858	1:38.608	22	1:26.544	1:42.747			
28	4 LAPS	10:00.285P				42	1:01.376	1:40.877						
						22	1:10.991	1:43.229						

Weather : Bright / Dry

msttimina.com

Brands Hatch  
Circuit Length = 2.6228 miles.  
Start: 15:58 End: 16:29

# Orwell Supersports Cup LAP CHART FOR RACE 14

(contd.)

Lap 11			Lap 12			Lap 13			Lap 14			Lap 15		
No	Behind	Laptime	No	Behind	Laptime	No	Behind	Laptime	No	Behind	Laptime	No	Behind	Laptime
1		1:28.110	1		1:31.159	1		1:28.757	1		1:26.165	1		1:26.218
42	1 LAP	1:42.228	33	1 LAP	1:40.655	27	1 LAP	1:40.806	50	2 LAPS	1:37.254	34	3 LAPS	1:34.778
22	1 LAP	1:42.511	60	10.903	1:28.739	60	11.890	1:29.744	60	14.986	1:29.261	60	18.230	1:29.462
60	13.323	1:28.303	42	1 LAP	1:41.564	61	1 LAP	1:43.803	69	18.156	1:30.182	69	20.352	1:28.414
9	13.771	1:30.851	69	13.619	1:29.793	69	14.139	1:29.277	27	1 LAP	1:40.428	11	29.212	1:28.851
69	14.985	1:29.023	11	20.942	1:30.600	33	1 LAP	1:41.463	11	26.579	1:30.095	7	32.903	1:30.357
11	21.501	1:29.368	7	21.135	1:30.691	11	22.649	1:30.464	7	28.764	1:31.359	85	34.737	1:30.694
7	21.603	1:27.819	85	23.597	1:30.517	7	23.570	1:31.192	85	30.261	1:31.530	32	36.872	1:31.401
85	24.239	1:29.863	32	24.796	1:30.848	85	24.896	1:30.056	32	31.689	1:31.351	27	1 LAP	1:42.412
32	25.107	1:30.866	22	1 LAP	1:45.426	32	26.503	1:30.464	33	1 LAP	1:43.999	33	1 LAP	1:38.579
21	30.657	1:30.431	21	32.394	1:32.896	42	1 LAP	1:46.196	61	1 LAP	1:46.179	61	1 LAP	1:38.227
57	32.192	1:31.003	57	32.660	1:31.627	21	35.343	1:31.706	21	40.190	1:31.012	57	47.315	1:32.603
52	47.237	1:32.524	52	48.770	1:32.692	57	35.858	1:31.955	57	40.930	1:31.237	52	1:07.350	1:32.563
84	48.086	1:41.235	84	49.325	1:32.398	22	1 LAP	1:43.972	42	1 LAP	1:44.031	84	1:07.828	1:32.889
77	53.199	1:33.716	77	55.536	1:33.496	52	54.715	1:34.702	22	1 LAP	1:41.934	42	1 LAP	1:46.473
28	5 LAPS	1:34.689	35	55.841	1:32.934	84	55.256	1:34.688	52	1:01.005	1:32.455	77	1:15.273	1:34.285
35	54.066	1:33.612	28	5 LAPS	1:33.643	77	1:00.000	1:33.221	84	1:01.157	1:32.066	26	1:21.682	1:36.445
26	56.544	1:33.699	26	59.178	1:33.793	35	1:00.200	1:33.116	77	1:07.206	1:33.371	22	1 LAP	1:52.874
34	2 LAPS	1:33.890	34	2 LAPS	1:33.566	28	5 LAPS	1:33.672	35	1:07.438	1:33.403			
50	1 LAP	1:33.690	50	1 LAP	1:33.255	26	1:04.373	1:33.952	28	5 LAPS	1:32.791			
82	1:25.502	1:45.632				34	2 LAPS	1:34.775	26	1:11.455	1:33.247			
27	1:27.616	1:38.687												
61	1:30.016	1:38.626												

# Orwell Supersports Cup

## LAP CHART FOR RACE 14

(contd.)

Lap 16			Lap 17			Lap 18			Lap 19			Lap 20		
No	Behind	Laptime	No	Behind	Laptime	No	Behind	Laptime	No	Behind	Laptime	No	Behind	Laptime
1		1:29.018	1		1:27.712	1		1:29.495	1		1:28.193	1		1:31.890
34	3 LAPS	1:37.844	60	19.567	1:29.198	26	1 LAP	1:34.488	77	1 LAP	1:35.301	77	1 LAP	1:34.751
60	18.081	1:28.869	69	22.868	1:30.340	42	2 LAPS	1:43.817	26	1 LAP	1:33.879	26	1 LAP	1:32.975
69	20.240	1:28.906	34	3 LAPS	1:37.099	60	18.871	1:28.799	60	19.783	1:29.105	60	17.574	1:29.681
11	30.290	1:30.096	11	31.753	1:29.175	69	21.716	1:28.343	69	22.838	1:29.315	69	20.087	1:29.139
7	35.100	1:31.215	7	36.041	1:28.653	34	3 LAPS	1:34.243	42	2 LAPS	1:46.104	11	31.675	1:30.110
85	37.534	1:31.815	85	40.014	1:30.192	11	31.825	1:29.567	11	33.455	1:29.823	7	38.486	1:33.060
32	39.347	1:31.493	32	42.325	1:30.690	7	35.861	1:29.315	7	37.316	1:29.648	85	44.521	1:31.885
27	1 LAP	1:40.691	27	1 LAP	1:40.029	85	41.014	1:30.495	34	3 LAPS	1:36.576	42	2 LAPS	1:50.461
33	1 LAP	1:38.365	33	1 LAP	1:36.959	32	44.081	1:31.251	85	44.526	1:31.705	32	50.804	1:34.364
61	1 LAP	1:38.997	57	1:06.892	1:33.567	57	1:10.387	1:32.990	32	48.330	1:32.442	34	3 LAPS	1:44.891
57	1:01.037	1:42.740	61	1 LAP	1:40.605	33	1 LAP	1:40.716	57	1:13.303	1:31.109	57	1:12.890	1:31.477
52	1:10.784	1:32.452	52	1:15.728	1:32.656	61	1 LAP	1:38.881	84	1:22.124	1:31.916	84	1:22.238	1:32.004
84	1:11.051	1:32.241	84	1:15.943	1:32.604	84	1:18.401	1:31.953	52	1:23.907	1:33.145	52	1:26.419	1:34.402
77	1:21.359	1:35.104	77	1:28.408	1:34.761	52	1:18.955	1:32.722	33	1 LAP	1:40.952	33	1 LAP	1:40.387
42	1 LAP	1:44.989							61	1 LAP	1:40.507	61	1 LAP	1:42.707
26	1:26.328	1:33.664												

Weather : Bright / Dry

msttimina.com

Page 4 of 4

Brands Hatch  
 Circuit Length = 2.6228 miles.  
 Start: 15:58 End: 16:29  
 Printed - 16:32 Sunday, 04 June 2006

## European Formula 2 QUALIFYING FOR RACE 6

POS	NO	CL	DRIVER	NAT	CAR	TIME	LAPS	GAP	MPH
1	1	C	Philip HARPER		Ralt RT1	1:26.526	17		109.12
2	34	A	Martin STRETTON		March 712	1:26.681	11	0.155	108.92
3	60	A	Bob JUGGINS		Lola T240	1:27.902	15	1.376	107.41
4	27	A	James MURRAY		Brabham BT36	1:29.763	15	3.237	105.18
5	9	C	Christian FISCHER		Chevron B35	1:30.135	9	3.609	104.75
6	87	A	Paul DRAYSON		March 712	1:30.658	13	4.132	104.15
7	44	A	Peter STUDER		Lotus 59	1:31.798	15	5.272	102.85
8	58	A	Geoffroy CHRISTIAN		March 712M	1:31.927	16	5.401	102.71
9	32	A	David COPLOWE		March 712	1:32.021	14	5.495	102.60
10	85	A	C.LILLINGSTON-PRICE		Tecno 70	1:32.141	12	5.615	102.47
11	48	A	Tim BARRINGTON		Lola T240	1:32.481	13	5.955	102.09
12	2	C	Chris ALFORD		March 762	1:32.482	12	5.956	102.09
13	83	B	Sandy WATSON		Chevron B39	1:32.572	14	6.046	101.99
14	77	B	Amanda WHITAKER		Chevron B34	1:32.843	15	6.317	101.69
15	7	C	Chris SHARPLES		Chevron B29	1:32.891	7	6.365	101.64
16	3	C	Christian MILLION		Ralt RT1	1:33.018	12	6.492	101.50
17	43	A	Walter NEF		March 712	1:33.682	14	7.156	100.78
18	50	A	Paul BASON		March 712	1:34.135	15	7.609	100.30
19	16	B	Wolfgang MATHAI		Toj	1:36.056	14	9.530	98.29
20	68	B	Keith NORMAN		Brabham BT35	1:36.198	6	9.672	98.15
21	5	A	Mike BARNBY		Modus M7	1:36.989	15	10.463	97.35
22	37	A	Lincoln SMALL		Brabham BT30	1:39.212	12	12.686	95.17
23	49	A	Derek GRAHAM		GRD 272	1:39.639	14	13.113	94.76
24	24	B	James LEDAMUN		Ralt RT1	1:41.314	11	14.788	93.19
25	10	C	Max BLEES		March 732	1:42.367	8	15.841	92.23
26	73	C	Nick OVERALL		Lyncar 001	1:43.165	5	16.639	91.52
27	23	B	Thierry DE MORTIER		Brabham BT23	1:46.892	10	20.366	88.33
28	25	C	Oskar CHRISTEN		Chevron B25	1:56.345	7	29.819	81.15

Weather : Sunny / Dry

These results are provisional until the conclusion of any judicial and technical matters.

Brands Hatch

Circuit Length = 2.6228 miles.

Start: 12:23 End: 12:48

Clerk of Course:	Stewards:	Timekeeper:
------------------	-----------	-------------

## European Formula 2

### LAP ANALYSIS - QUALIFYING RACE 6

<b>1</b>	<b>Philip HARPER</b>	Ralt RT1
1 - 2:13.247	6 - 1:29.787	11 - 1:27.606
2 - 1:35.368	7 - 1:29.229	12 - 1:37.260
3 - 1:31.139	8 - 1:28.694	13 - 1:45.908
4 - 1:29.656	9 - 1:29.144	14 - 1:30.924
5 - 1:29.513	10 - 1:27.766	15 - 1:27.332
16 - <b>1:26.526</b>	17 - 1:28.353	
<b>2</b>	<b>Chris ALFORD</b>	March 762
1 - 2:24.076	6 - 1:35.045	11 - <b>1:32.482</b>
2 - 1:37.413	7 - 1:33.321	12 - 1:33.984
3 - 1:34.070	8 - 1:34.007	
4 - 1:33.521	9 - 1:34.624	
5 - 1:34.771	10 - 1:36.464	
<b>3</b>	<b>Christian MILLION</b>	Ralt RT1
1 - 2:13.697	6 - 1:35.294	11 - <b>1:33.018</b>
2 - 1:38.232	7 - 1:35.872	12 - 1:33.152
3 - 1:37.223	8 - 1:39.762	
4 - 1:37.404	9 - 1:36.221	
5 - 1:36.167	10 - 1:34.051	
<b>5</b>	<b>Mike BARNBY</b>	Modus M7
1 - 2:29.010	6 - 1:42.098	11 - 1:37.108
2 - 1:49.324	7 - 1:40.889	12 - 1:37.622
3 - 1:44.933	8 - 1:39.946	13 - 1:37.173
4 - 1:43.989	9 - 1:39.004	14 - 1:37.183
5 - 1:41.468	10 - <b>1:36.989</b>	15 - 1:37.111
<b>7</b>	<b>Chris SHARPLES</b>	Chevron B29
1 - 2:24.537	6 - 1:34.595	
2 - 1:40.944	7 - 3:02.081P	
3 - 1:34.938		
4 - <b>1:32.891</b>		
5 - 1:33.167		
<b>9</b>	<b>Christian FISCHER</b>	Chevron B35
1 - 2:22.618	6 - 1:31.423	
2 - 1:36.709	7 - <b>1:30.135</b>	
3 - 1:32.816	8 - 1:31.683	
4 - 1:34.373	9 - 1:30.986	
5 - 1:32.157		
<b>10</b>	<b>Max BLEES</b>	March 732
1 - 2:37.279	6 - 1:43.154	
2 - 1:49.474	7 - <b>1:42.367</b>	
3 - 1:45.481	8 - 1:45.263	
4 - 1:43.753		
5 - 1:43.540		

Weather : Sunny / Dry

## European Formula 2 LAP ANALYSIS - QUALIFYING RACE 6

(contd.)

<b>16</b>	<b>Wolfgang MATHAI</b>	Toj
1 - 2:14.958	6 - 1:40.987	11 - 1:37.879
2 - 1:51.018	7 - 3:26.539P	12 - 1:37.462
3 - 1:43.343	8 - 1:50.430	13 - 1:38.257
4 - 1:42.517	9 - 1:38.893	14 - 1:36.665
5 - 1:40.664	10 - <b>1:36.056</b>	
<b>23</b>	<b>Thierry DE MORTIER</b>	Brabham BT23
1 - 2:26.517	6 - 1:47.356	
2 - 1:55.426	7 - 1:48.747	
3 - 1:53.221	8 - 1:47.434	
4 - 1:47.997	9 - 1:47.367	
5 - 1:48.371	10 - <b>1:46.892</b>	
<b>24</b>	<b>James LEDAMUN</b>	Ralt RT1
1 - 2:30.742	6 - 1:43.843	11 - 5:54.306P
2 - 2:04.785	7 - 1:42.235	
3 - 1:47.981	8 - 1:41.778	
4 - 1:44.853	9 - 1:42.323	
5 - 1:43.490	10 - <b>1:41.314</b>	
<b>25</b>	<b>Oskar CHRISTEN</b>	Chevron B25
1 - 2:26.271	6 - <b>1:56.345</b>	
2 - 2:11.383	7 - 1:56.358	
3 - 1:58.942		
4 - 1:57.470		
5 - 2:03.446		
<b>27</b>	<b>James MURRAY</b>	Brabham BT36
1 - 2:36.079	6 - 1:33.288	11 - 1:38.907
2 - 1:42.279	7 - 1:30.264	12 - 1:32.740
3 - 1:32.873	8 - 1:31.093	13 - 1:30.177
4 - 1:38.606	9 - 1:46.117	14 - 1:29.805
5 - 1:30.590	10 - 1:38.026	15 - <b>1:29.763</b>
<b>32</b>	<b>David COPLOWE</b>	March 712
1 - 2:04.077	6 - 1:33.963	11 - 1:35.541
2 - 1:37.849	7 - 1:37.059	12 - 1:33.202
3 - 1:33.912	8 - 1:33.479	13 - 1:32.494
4 - 4:56.060P	9 - 1:32.662	14 - <b>1:32.021</b>
5 - 1:46.449	10 - 1:34.554	
<b>34</b>	<b>Martin STRETTON</b>	March 712
1 - 3:29.320	6 - 1:31.327	11 - <b>1:26.681</b>
2 - 1:28.208	7 - 1:40.110	
3 - 1:28.079	8 - 1:28.043	
4 - 1:30.528	9 - 1:26.886	
5 - 1:51.253	10 - 1:29.202	

Weather : Sunny / Dry



## European Formula 2 LAP ANALYSIS - QUALIFYING RACE 6

(contd.)

<b>37</b>	<b>Lincoln SMALL</b>	Brabham BT30			
1 -	2:20.538	6 -	5:31.606P	11 -	1:40.293
2 -	1:43.462	7 -	1:52.594	12 -	2:16.114P
3 -	1:41.418	8 -	<b>1:39.212</b>		
4 -	1:39.931	9 -	1:40.230		
5 -	1:40.715	10 -	1:40.877		
<b>43</b>	<b>Walter NEF</b>	March 712			
1 -	2:12.557	6 -	1:36.540	11 -	1:33.770
2 -	1:39.212	7 -	1:34.966	12 -	1:34.826
3 -	1:38.687	8 -	1:35.804	13 -	1:34.886
4 -	1:37.049	9 -	1:34.512	14 -	<b>1:33.682</b>
5 -	1:35.954	10 -	1:35.858		
<b>44</b>	<b>Peter STUDER</b>	Lotus 59			
1 -	2:16.694	6 -	1:40.949	11 -	1:34.045
2 -	1:55.174	7 -	1:37.161	12 -	1:32.241
3 -	1:37.917	8 -	1:32.825	13 -	1:32.014
4 -	1:34.587	9 -	1:32.683	14 -	1:32.783
5 -	1:33.752	10 -	1:34.791	15 -	<b>1:31.798</b>
<b>48</b>	<b>Tim BARRINGTON</b>	Lola T240			
1 -	2:35.156	6 -	1:35.259	11 -	1:33.384
2 -	1:46.475	7 -	1:36.270	12 -	<b>1:32.481</b>
3 -	1:35.246	8 -	1:35.313	13 -	2:00.283P
4 -	1:36.056	9 -	1:33.189		
5 -	1:34.246	10 -	1:33.614		
<b>49</b>	<b>Derek GRAHAM</b>	GRD 272			
1 -	2:23.603	6 -	2:09.576P	11 -	1:40.989
2 -	1:47.561	7 -	1:53.565	12 -	1:43.258
3 -	1:44.400	8 -	1:44.251	13 -	<b>1:39.639</b>
4 -	1:45.181	9 -	1:39.870	14 -	1:39.723
5 -	1:43.702	10 -	1:39.729		
<b>50</b>	<b>Paul BASON</b>	March 712			
1 -	2:37.964	6 -	1:37.581	11 -	1:34.171
2 -	1:45.526	7 -	1:36.110	12 -	1:35.440
3 -	1:40.343	8 -	1:37.556	13 -	1:35.148
4 -	1:38.433	9 -	1:35.451	14 -	1:34.320
5 -	1:38.578	10 -	1:36.152	15 -	<b>1:34.135</b>
<b>58</b>	<b>Geoffroy CHRISTIAN</b>	March 712M			
1 -	2:33.700	6 -	1:35.146	11 -	1:33.572
2 -	1:48.948	7 -	1:36.906	12 -	1:32.129
3 -	1:40.297	8 -	1:34.253	13 -	1:34.961
4 -	1:37.861	9 -	1:34.448	14 -	1:32.250
5 -	1:35.969	10 -	1:33.435	15 -	<b>1:31.927</b>
				16 -	1:32.877

Weather : Sunny / Dry

## European Formula 2 LAP ANALYSIS - QUALIFYING RACE 6

(contd.)


<b>60</b>	<b>Bob JUGGINS</b>	Lola T240
1 - 2:36.558	6 - 1:29.383	11 - 1:28.391
2 - 1:42.533	7 - 1:31.531	12 - 2:37.894P
3 - 1:32.643	8 - 1:31.942	13 - 1:44.761
4 - 1:33.402	9 - 1:31.272	14 - 1:28.104
5 - 1:29.890	10 - 1:30.698	15 - <b>1:27.902</b>
<b>68</b>	<b>Keith NORMAN</b>	Brabham BT35
1 - 2:37.259	6 - 1:50.464	
2 - 1:42.774		
3 - <b>1:36.198</b>		
4 - 1:36.349		
5 - X:00.000P		
<b>73</b>	<b>Nick OVERALL</b>	Lyncar 001
1 - 2:32.237		
2 - 1:52.445		
3 - 1:45.028		
4 - <b>1:43.165</b>		
5 - 6:14.676P		
<b>77</b>	<b>Amanda WHITAKER</b>	Chevron B34
1 - 2:03.810	6 - 3:30.973P	11 - 1:33.625
2 - 1:42.259	7 - 1:48.770	12 - 1:33.262
3 - 1:38.284	8 - 1:35.146	13 - 1:32.966
4 - 1:36.139	9 - 1:40.638	14 - <b>1:32.843</b>
5 - 1:35.932	10 - 1:35.748	15 - 1:33.151
<b>83</b>	<b>Sandy WATSON</b>	Chevron B39
1 - 3:11.223	6 - 1:34.054	11 - 1:32.952
2 - 1:37.267	7 - <b>1:32.572</b>	12 - 1:33.422
3 - 1:35.487	8 - 1:33.885	13 - 1:33.404
4 - 4:16.818P	9 - 1:33.664	14 - 1:42.651
5 - 1:44.163	10 - 1:32.900	
<b>85</b>	<b>C.LILLINGSTON-PRICE</b>	Tecno 70
1 - 2:33.850	6 - 1:35.261	11 - 1:32.486
2 - 1:42.609	7 - <b>1:32.141</b>	12 - 2:04.203P
3 - 1:34.190	8 - 1:33.482	
4 - 1:35.046	9 - 2:15.154P	
5 - 1:33.431	10 - 1:42.545	
<b>87</b>	<b>Paul DRAYSON</b>	March 712
1 - 2:30.035	6 - 3:09.762P	11 - 1:31.662
2 - 1:41.192	7 - 1:43.748	12 - 1:34.860
3 - 1:33.324	8 - 1:34.392	13 - 1:32.578
4 - 1:32.207	9 - 1:36.349	
5 - <b>1:30.658</b>	10 - 1:31.455	

Weather : Sunny / Dry

# European Formula 2

## GRID FOR RACE 6

ROW 14	23 DE MORTIER	25 CHRISTEN
ROW 13	10 BLEES	73 OVERALL
ROW 12	49 GRAHAM	24 LEDAMUN
ROW 11	5 BARNBY	37 SMALL
ROW 10	16 MATHAI	68 NORMAN
ROW 9	43 NEF	50 BASON
ROW 8	7 SHARPLES	3 MILLION
ROW 7	83 WATSON	77 WHITAKER
ROW 6	48 BARRINGTON	2 ALFORD
ROW 5	32 COPLOWE	85 C.LILLINGSTON-PRICE
ROW 4	44 STUDER	58 CHRISTIAN
ROW 3	9 FISCHER	87 DRAYSON
ROW 2	60 JUGGINS	27 MURRAY
ROW 1	1 HARPER	34 STRETTON
	<b>POLE</b>	



**Weather : Sunny / Dry**  
**These results are provisional until the conclusion of any judicial and technical matters.**

Brands Hatch  
 Circuit Length = 2.6228 miles.  
 Start: 12:23 End: 12:48

Clerk of Course:	Stewards:	Timekeeper:
------------------	-----------	-------------

## European Formula 2

### PROVISIONAL RESULT - RACE 6

POS	NO	CL	DRIVER	NAT	CAR	TIME	LAPS	GAP	MPH	BEST
1	1	C	Philip HARPER		Ralt RT1	23:00.915	13		88.93	1:27.646
2	9	C	Christian FISCHER		Chevron B35	23:05.866	13	4.951	88.62	1:28.839
3	60	A	Bob JUGGINS		Lola T240	23:06.319	13	5.404	88.59	1:28.864
4	3	C	Christian MILLION		Ralt RT1	23:18.715	13	17.800	87.80	1:29.832
5	44	A	Peter STUDER		Lotus 59	23:25.882	13	24.967	87.35	1:31.866
6	58	A	Christian GEOFFROY		March 712M	23:26.833	13	25.918	87.29	1:30.786
7	87	A	Paul DRAYSON		March 712	23:29.020	13	28.105	87.16	1:31.312
8	2	C	Chris ALFORD		March 762	23:31.040	13	30.125	87.03	1:31.804
9	32	A	David COPLOWE		March 712	23:37.861	13	36.946	86.62	1:32.566
10	77	B	Amanda WHITAKER		Chevron B34	23:38.358	13	37.443	86.59	1:33.157
11	85	A	C.LILLINGSTON-PRICE		Tecno 70	23:38.663	13	37.748	86.57	1:32.400
12	43	A	Walter NEF		March 712	23:39.584	13	38.669	86.51	1:33.050
13	50	A	Paul BASON		March 712	23:43.700	13	42.785	86.26	1:33.430
14	83	B	Sandy WATSON		Chevron B39	23:43.750	13	42.835	86.26	1:33.733
15	5	C	Mike BARNBY		Modus M7	24:01.086	13	1:00.171	85.22	1:35.724
16	68	A	Keith NORMAN		Brabham BT35	24:02.352	13	1:01.437	85.14	1:34.329
17	24	B	James LEDAMUN		Ralt RT1	24:07.158	13	1:06.243	84.86	1:36.009
18	16	C	Wolfgang MATHAI		Toj	24:09.404	13	1:08.489	84.73	1:36.253
19	37	A	Lincoln SMALL		Brabham BT30	24:09.968	13	1:09.053	84.70	1:37.052
20	10	C	Max BLEES		March 732	24:25.743	13	1:24.828	83.79	1:37.303
21	49	A	Derek GRAHAM		GRD 272	24:39.338	13	1:38.423	83.02	1:40.957
22	23	B	Thierry DE MORTIER		Brabham BT23	23:12.148	12	1 LAP	81.43	1:44.277
23	25	C	Oskar CHRISTEN		Chevron B25	23:18.308	12	1 LAP	81.07	1:44.567

#### NOT CLASSIFIED

27	A	James MURRAY	Brabham BT36	18:42.869	10	D.N.F.	84.15	1:30.196
34	A	Martin STRETTON	March 712	17:04.794	9	D.N.F.	82.98	1:27.635
48	A	Tim BARRINGTON	Lola T240	1:45.517	1	D.N.F.	90.13	1:45.517
7	B	Chris SHARPLES	Chevron B29	1:45.886	1	D.N.F.	89.81	1:45.886

#### FASTEST LAP

34	A	Martin STRETTON	March 712	1:27.635	9	107.74mph	173.39kph
1	C	Philip HARPER	Ralt RT1	1:27.646	2	107.73mph	173.37kph
77	B	Amanda WHITAKER	Chevron B34	1:33.157	9	101.35mph	163.11kph

Weather : Sunny / Dry

These results are provisional until the conclusion of any judicial and technical matters.

Brands Hatch

Circuit Length = 2.6228 miles.

Start: 17:29 End: 17:52

Clerk of Course:	Stewards:	Timekeeper:
------------------	-----------	-------------

## European Formula 2 LAP CHART FOR RACE 6

Lap 1			Lap 2			Lap 3			Lap 4			Lap 5		
No	Behind	Laptime	No	Behind	Laptime	No	Behind	Laptime	No	Behind	Laptime	No	Behind	Laptime
34		1:33.765	34		1:28.019	34		1:27.860	34		1:27.734	34		2:43.869
1	0.729	1:34.494	1	0.356	1:27.646	1	0.260	1:27.764	1	0.379	1:27.853	1	1.598	2:45.088
60	2.916	1:36.681	60	4.631	1:29.734	60	6.497	1:29.726	60	8.220	1:29.457	60	2.885	2:38.534
9	3.614	1:37.379	9	5.623	1:30.028	9	7.266	1:29.503	9	9.090	1:29.558	9	3.515	2:38.294
27	4.891	1:38.656	27	8.666	1:31.794	27	13.323	1:32.517	27	17.142	1:31.553	27	4.643	2:31.370
44	5.637	1:39.402	44	9.484	1:31.866	44	14.102	1:32.478	44	18.739	1:32.371	44	5.706	2:30.836
2	6.286	1:40.051	2	10.834	1:32.567	3	16.027	1:32.761	3	20.674	1:32.381	3	7.644	2:30.839
3	7.577	1:41.342	3	11.126	1:31.568	2	17.304	1:34.330	2	22.752	1:33.182	2	8.775	2:29.892
87	10.468	1:44.233	87	14.072	1:31.623	87	18.864	1:32.652	87	23.303	1:32.173	87	9.374	2:29.940
32	10.659	1:44.424	32	18.102	1:35.462	32	25.822	1:35.580	58	32.223	1:33.889	58	10.127	2:21.773
58	11.232	1:44.997	58	20.472	1:37.259	58	26.068	1:33.456	32	33.857	1:35.769	32	10.849	2:20.861
48	11.752	1:45.517	77	21.470	1:36.806	77	27.269	1:33.659	77	34.242	1:34.707	77	11.735	2:21.362
7	12.121	1:45.886	43	22.209	1:36.401	43	28.648	1:34.299	43	34.766	1:33.852	43	13.275	2:22.378
77	12.683	1:46.448	83	23.134	1:36.069	83	29.584	1:34.310	83	35.777	1:33.927	83	14.056	2:22.148
43	13.827	1:47.592	50	24.237	1:36.328	50	30.924	1:34.547	50	37.759	1:34.569	50	14.822	2:20.932
83	15.084	1:48.849	85	25.259	1:37.761	85	31.750	1:34.351	85	38.589	1:34.573	85	15.250	2:20.530
85	15.517	1:49.282	68	25.603	1:37.019	5	38.017	1:37.857	5	49.269	1:38.986	5	16.499	2:11.099
50	15.928	1:49.693	5	28.020	1:38.080	37	40.142	1:38.413	37	52.110	1:39.702	37	17.052	2:08.811
68	16.603	1:50.368	37	29.589	1:38.897	16	49.254	1:41.644	16	1:02.112	1:40.592	16	18.227	1:59.984
5	17.959	1:51.724	16	35.470	1:41.383	24	50.314	1:40.455	24	1:03.012	1:40.432	24	18.741	1:59.598
37	18.711	1:52.476	24	37.719	1:43.725	49	52.269	1:40.957	49	1:06.271	1:41.736	49	19.540	1:57.138
24	22.013	1:55.778	49	39.172	1:42.568	10	53.313	1:41.314	10	1:07.251	1:41.672	10	20.515	1:57.133
16	22.106	1:55.871	10	39.859	1:42.882	23	1:03.263	1:45.153	23	1:20.430	1:44.901	23	27.866	1:51.305
49	24.623	1:58.388	23	45.970	1:45.401	68	1:10.971	2:13.228P	68	1:25.134	1:41.897	68	28.198	1:46.933
10	24.996	1:58.761	25	53.293	1:50.932	25	1:17.271	1:51.838	25	1:41.834	1:52.297	25	52.495	1:54.530
23	28.588	2:02.353												
25	30.380	2:04.145												

## European Formula 2 LAP CHART FOR RACE 6

(contd.)

Lap 6			Lap 7			Lap 8			Lap 9			Lap 10		
No	Behind	Laptime	No	Behind	Laptime	No	Behind	Laptime	No	Behind	Laptime	No	Behind	Laptime
34		2:53.693	34		2:34.449	34		1:27.770	34		1:27.635	1		1:29.355
1	0.970	2:53.065	1	0.160	2:33.639	1	0.140	1:27.750	1	1.745	1:29.240	60	1.873	1:29.328
60	1.597	2:52.405	60	0.569	2:33.421	60	2.064	1:29.265	60	3.645	1:29.216	9	2.255	1:29.348
9	2.624	2:52.802	9	0.763	2:32.588	9	2.748	1:29.755	9	4.007	1:28.894	27	6.975	1:30.196
27	3.467	2:52.517	27	1.064	2:32.046	27	4.883	1:31.589	27	7.879	1:30.631	3	7.487	1:29.832
44	4.639	2:52.626	44	1.482	2:31.292	3	5.825	1:31.444	3	8.755	1:30.565	44	12.565	1:31.910
3	5.954	2:52.003	3	2.151	2:30.646	44	6.635	1:32.923	44	11.755	1:32.755	58	16.522	1:32.655
2	6.393	2:51.311	2	2.645	2:30.701	2	8.106	1:33.231	58	14.967	1:33.967	87	17.091	1:32.955
87	7.365	2:51.684	87	3.566	2:30.650	58	8.635	1:32.109	2	14.993	1:34.522	2	17.968	1:34.075
58	8.186	2:51.752	58	4.296	2:30.559	87	10.266	1:34.470	87	15.236	1:32.605	77	20.459	1:33.606
32	9.150	2:51.994	32	5.793	2:31.092	77	12.431	1:33.985	77	17.953	1:33.157	32	21.472	1:32.566
77	10.333	2:52.291	77	6.216	2:30.332	32	13.697	1:35.674	32	20.006	1:33.944	43	23.249	1:33.578
43	12.374	2:52.792	43	6.562	2:28.637	43	14.639	1:35.847	43	20.771	1:33.767	85	24.752	1:33.538
83	12.899	2:52.536	83	7.161	2:28.711	83	15.305	1:35.914	83	21.961	1:34.291	83	25.356	1:34.495
50	13.841	2:52.712	50	9.187	2:29.795	85	15.529	1:33.836	85	22.314	1:34.420	50	25.614	1:33.951
85	14.496	2:52.939	85	9.463	2:29.416	50	16.968	1:35.551	50	22.763	1:33.430	5	33.946	1:35.724
5	15.068	2:52.262	5	11.091	2:30.472	5	20.712	1:37.391	5	29.322	1:36.245	16	39.176	1:39.745
37	15.504	2:52.145	37	11.609	2:30.554	16	21.432	1:36.253	16	30.531	1:36.734	37	39.753	1:38.958
16	16.626	2:52.092	16	12.949	2:30.772	37	22.478	1:38.639	37	31.895	1:37.052	68	39.907	1:37.371
24	17.087	2:52.039	24	13.525	2:30.887	24	23.907	1:38.152	24	33.173	1:36.901	24	40.137	1:38.064
49	17.668	2:51.821	49	13.776	2:30.557	68	26.019	1:37.571	68	33.636	1:35.252	10	46.982	1:39.582
10	18.784	2:51.962	10	14.513	2:30.178	10	28.832	1:42.089	10	38.500	1:37.303	49	57.789	1:43.596
23	19.959	2:45.786	23	15.714	2:30.204	49	29.494	1:43.488	49	45.293	1:43.434	23	1:04.876	1:45.030
68	20.424	2:45.919	68	16.218	2:30.243	23	33.725	1:45.781	23	50.946	1:44.856	25	1:05.208	1:44.793
25	21.344	2:22.542	25	17.118	2:30.223	25	34.583	1:45.235	25	51.515	1:44.567			

Weather : Sunny / Dry

msttimina.com

Page 2 of 3

Brands Hatch  
Circuit Length = 2.6228 miles.  
Start: 17:29 End: 17:52

Printed - 17:55 Saturday, 03 June 2006

## European Formula 2 LAP CHART FOR RACE 6

(contd.)


Lap 11			Lap 12			Lap 13			Lap 14			Lap 15		
No	Behind	Laptime	No	Behind	Laptime	No	Behind	Laptime	No	Behind	Laptime	No	Behind	Laptime
1		1:28.648	1		1:27.654	1		1:28.719						
9	2.446	1:28.839	9	3.845	1:29.053	9	4.951	1:29.825						
60	2.847	1:29.622	60	4.057	1:28.864	60	5.404	1:30.066						
3	10.149	1:31.310	3	14.380	1:31.885	23	1 LAP	1:47.101						
44	16.588	1:32.671	44	21.431	1:32.497	25	1 LAP	1:49.514						
58	20.038	1:32.164	58	23.170	1:30.786	3	17.800	1:32.139						
87	21.313	1:32.870	87	24.971	1:31.312	44	24.967	1:32.255						
2	21.894	1:32.574	2	26.044	1:31.804	58	25.918	1:31.467						
77	25.794	1:33.983	77	31.373	1:33.233	87	28.105	1:31.853						
32	26.424	1:33.600	32	32.036	1:33.266	2	30.125	1:32.800						
43	27.651	1:33.050	43	33.167	1:33.170	32	36.946	1:33.629						
85	28.895	1:32.791	85	33.641	1:32.400	77	37.443	1:34.789						
83	30.441	1:33.733	83	37.220	1:34.433	85	37.748	1:32.826						
50	30.613	1:33.647	50	37.336	1:34.377	43	38.669	1:34.221						
5	41.508	1:36.210	5	51.306	1:37.452	50	42.785	1:34.168						
16	48.812	1:38.284	68	55.827	1:34.397	83	42.835	1:34.334						
68	49.084	1:37.825	16	58.497	1:37.339	5	1:00.171	1:37.584						
37	49.644	1:38.539	24	58.500	1:36.009	68	1:01.437	1:34.329						
24	50.145	1:38.656	37	59.452	1:37.462	24	1:06.243	1:36.462						
10	58.764	1:40.430	10	1:12.253	1:41.143	16	1:08.489	1:38.711						
49	1:11.610	1:42.469	49	1:25.315	1:41.359	37	1:09.053	1:38.320						
23	1:20.505	1:44.277				10	1:24.828	1:41.294						
25	1:24.252	1:47.692				49	1:38.423	1:41.827						

Weather : Sunny / Dry

# European Formula 2

## GRID FOR RACE 10

ROW 14	23 DE MORTIER	25 CHRISTEN
ROW 13	10 BLEES	73 OVERALL
ROW 12	49 GRAHAM	24 LEDAMUN
ROW 11	5 BARNBY	37 SMALL
ROW 10	16 MATHAI	68 NORMAN
ROW 9	43 NEF	50 BASON
ROW 8	7 SHARPLES	3 MILLION
ROW 7	83 WATSON	77 WHITAKER
ROW 6	48 BARRINGTON	2 ALFORD
ROW 5	32 COPLOWE	85 C.LILLINGSTON-PRICE
ROW 4	44 STUDER	58 GEOFFROY
ROW 3	9 FISCHER	87 DRAYSON
ROW 2	60 JUGGINS	27 MURRAY
ROW 1	1 HARPER	34 STRETTON
	<b>POLE</b>	



**Weather : Sunny / Dry**  
**These results are provisional until the conclusion of any judicial and technical matters.**

Brands Hatch  
 Circuit Length = 2.6228 miles.

Clerk of Course:	Stewards:	Timekeeper:
------------------	-----------	-------------



## European Formula 2 PROVISIONAL RESULT - RACE 10

POS	NO	CL	DRIVER	NAT	CAR	TIME	LAPS	GAP	MPH	BEST
1	1	C	Philip HARPER		Ralt RT1	25:23.916	15		92.98	1:26.670
2	60	A	Bob JUGGINS		Lola T240	25:25.428	15	1.512	92.89	1:27.940
3	9	C	Christian FISCHER		Chevron B35	25:29.235	15	5.319	92.66	1:28.634
4	3	C	Christian MILLION		Ralt RT1	25:34.748	15	10.832	92.32	1:29.924
5	44	A	Peter STUDER		Lotus 59	25:40.761	15	16.845	91.96	1:30.988
6	58	A	Christian GEOFFROY		March 712M	25:42.777	15	18.861	91.84	1:30.929
7	32	A	David COPLOWE		March 712	25:43.595	15	19.679	91.79	1:31.506
8	87	A	Paul DRAYSON		March 712	25:47.187	15	23.271	91.58	1:31.920
9	77	B	Amanda WHITAKER		Chevron B34	25:48.381	15	24.465	91.51	1:32.378
10	68	A	Keith NORMAN		Brabham BT35	25:49.777	15	25.861	91.43	1:32.676
11	7	B	Chris SHARPLES		Chevron B29	25:51.129	15	27.213	91.35	1:31.335
12	50	A	Paul BASON		March 712	25:59.746	15	35.830	90.84	1:32.686
13	5	C	Mike BARNBY		Modus M7	26:01.526	15	37.610	90.74	1:35.707
14	83	B	Sandy WATSON		Chevron B39	26:07.243	15	43.327	90.41	1:32.974
15	2	C	Chris ALFORD		March 762	26:07.339	15	43.423	90.40	1:32.833
16	85	A	C.LILLINGSTON-PRICE		Tecno 70	26:08.346	15	44.430	90.35	1:32.616
17	10	C	Max BLEES		March 732	26:11.242	15	47.326	90.18	1:36.020
18	16	C	Wolfgang MATHAI		Toj	25:59.095	14	1 LAP	84.83	1:36.093
19	37	A	Lincoln SMALL		Brabham BT30	26:02.779	14	1 LAP	84.63	1:38.627
20	49	A	Derek GRAHAM		GRD 272	26:16.543	14	1 LAP	83.89	1:39.203
21	23	B	Thierry DE MORTIER		Brabham BT23	26:23.756	14	1 LAP	83.50	1:42.764
NOT CLASSIFIED										
48	A	Tim BARRINGTON		Lola T240	22:46.266	13	D.N.F.	89.89	1:32.702	
25	C	Oskar CHRISTEN		Chevron B25	24:46.712	13	D.N.F.	82.60	1:46.237	
43	A	Walter NEF		March 712	16:47.465	10	D.N.F.	93.78	1:32.736	
24	B	James LEDAMUN		Ralt RT1	11:33.651	7	D.N.F.	95.38	1:35.825	
34	A	Martin STRETTON		March 712	7:21.964	5	D.N.F.	106.97	1:26.666	
FASTEST LAP										
34	A	Martin STRETTON		March 712	1:26.666	4	108.94mph	175.33kph		
1	C	Philip HARPER		Ralt RT1	1:26.670	5	108.94mph	175.32kph		
7	B	Chris SHARPLES		Chevron B29	1:31.335	15	103.37mph	166.37kph		

Weather : Sunny / Dry

These results are provisional until the conclusion of any judicial and technical matters.

Brands Hatch

Circuit Length = 2.6228 miles.

Start: 12:36 End: 13:02

Clerk of Course:	Stewards:	Timekeeper:
------------------	-----------	-------------

## European Formula 2 LAP CHART FOR RACE 10

Lap 1			Lap 2			Lap 3			Lap 4			Lap 5		
No	Behind	Laptime	No	Behind	Laptime	No	Behind	Laptime	No	Behind	Laptime	No	Behind	Laptime
34		1:33.426	34		1:27.559	34		1:27.025	34		1:26.666	34		1:27.288
1	0.165	1:33.591	1	0.436	1:27.830	1	0.495	1:27.084	1	0.932	1:27.103	1	0.314	1:26.670
9	3.206	1:36.632	9	4.630	1:28.983	9	6.782	1:29.177	9	9.215	1:29.099	25	1 LAP	1:48.959
60	3.856	1:37.282	60	5.273	1:28.976	60	7.338	1:29.090	60	9.535	1:28.863	9	11.144	1:29.217
44	6.010	1:39.436	44	10.081	1:31.630	44	14.504	1:31.448	44	19.785	1:31.947	60	11.426	1:29.179
58	6.202	1:39.628	58	10.957	1:32.314	58	14.935	1:31.003	58	19.902	1:31.633	58	24.740	1:32.126
85	8.278	1:41.704	85	14.865	1:34.146	85	21.786	1:33.946	3	28.598	1:32.889	44	25.585	1:33.088
3	11.351	1:44.777	3	17.224	1:33.432	3	22.375	1:32.176	85	29.931	1:34.811	3	33.776	1:32.466
77	12.043	1:45.469	77	19.046	1:34.562	77	26.075	1:34.054	87	32.403	1:32.529	85	35.537	1:32.894
32	12.389	1:45.815	32	20.299	1:35.469	87	26.540	1:33.121	77	33.608	1:34.199	87	38.186	1:33.071
2	12.853	1:46.279	87	20.444	1:34.609	32	27.608	1:34.334	32	34.241	1:33.299	77	39.460	1:33.140
87	13.394	1:46.820	43	20.621	1:34.112	43	28.376	1:34.780	43	34.834	1:33.124	32	39.888	1:32.935
83	13.696	1:47.122	83	21.518	1:35.381	83	29.123	1:34.630	68	35.610	1:32.909	43	40.504	1:32.958
43	14.068	1:47.494	68	22.074	1:34.337	68	29.367	1:34.318	83	36.609	1:34.152	68	41.431	1:33.109
68	15.296	1:48.722	7	22.419	1:34.097	7	29.822	1:34.428	7	37.209	1:34.053	83	42.460	1:33.139
7	15.881	1:49.307	2	23.077	1:37.783	2	30.618	1:34.566	2	37.685	1:33.733	7	42.709	1:32.788
50	16.023	1:49.449	50	24.281	1:35.817	50	32.257	1:35.001	50	39.344	1:33.753	2	43.705	1:33.308
48	16.499	1:49.925	48	24.759	1:35.819	48	32.411	1:34.677	48	39.712	1:33.967	50	45.425	1:33.369
5	17.324	1:50.750	5	27.813	1:38.048	5	38.631	1:37.843	24	47.970	1:35.825	48	45.591	1:33.167
24	18.073	1:51.499	24	27.919	1:37.405	24	38.811	1:37.917	5	50.044	1:38.079	24	56.941	1:36.259
10	18.553	1:51.979	10	28.878	1:37.884	10	40.266	1:38.413	10	51.185	1:37.585	5	59.253	1:36.497
37	20.164	1:53.590	16	31.455	1:36.713	16	42.976	1:38.546	16	53.377	1:37.067	10	1:00.376	1:36.479
49	22.056	1:55.482	37	32.707	1:40.102	37	46.210	1:40.528	49	1:00.283	1:40.266	16	1:02.876	1:36.787
16	22.301	1:55.727	49	34.505	1:40.008	49	46.683	1:39.203	37	1:01.082	1:41.538	49	1:13.123	1:40.128
23	27.126	2:00.552	23	44.560	1:44.993	23	1:02.730	1:45.195	23	1:19.290	1:43.226	37	1:13.845	1:40.051
25	31.062	2:04.488	25	50.103	1:46.600	25	1:09.693	1:46.615						

Weather : Sunny / Dry

Brands Hatch

Circuit Length = 2.6228 miles.

Start: 12:36 End: 13:02

## European Formula 2 LAP CHART FOR RACE 10

(contd.)

Lap 6			Lap 7			Lap 8			Lap 9			Lap 10		
No	Behind	Laptime	No	Behind	Laptime	No	Behind	Laptime	No	Behind	Laptime	No	Behind	Laptime
1		1:30.743	1		1:29.553	1		1:30.849	1		1:30.693	1		1:29.667
23	1 LAP	1:45.411	9	9.357	1:29.316	49	1 LAP	1:41.195	60	5.757	1:29.505	60	4.933	1:28.843
9	9.594	1:29.507	60	9.469	1:29.249	37	1 LAP	1:41.118	9	6.843	1:29.316	9	6.093	1:28.917
60	9.773	1:29.404	23	1 LAP	1:43.548	60	6.945	1:28.325	49	1 LAP	1:40.839	49	1 LAP	1:40.721
25	1 LAP	1:48.801	58	26.190	1:31.131	9	8.220	1:29.712	37	1 LAP	1:41.985	37	1 LAP	1:39.988
58	24.612	1:30.929	44	30.835	1:33.598	58	27.054	1:31.713	58	28.991	1:32.630	58	32.167	1:32.843
44	26.790	1:32.262	3	36.177	1:31.191	44	32.694	1:32.708	44	34.355	1:32.354	44	37.989	1:33.301
3	34.539	1:31.820	25	1 LAP	1:48.671	23	1 LAP	1:43.848	3	37.413	1:32.614	3	39.290	1:31.544
85	37.879	1:33.399	87	42.002	1:32.390	3	35.492	1:30.164	23	1 LAP	1:44.392	87	53.024	1:34.207
87	39.165	1:32.036	85	43.089	1:34.763	87	44.595	1:33.442	87	48.484	1:34.582	32	54.396	1:34.580
77	40.999	1:32.596	77	44.575	1:33.129	85	45.887	1:33.647	85	49.288	1:34.094	85	54.601	1:34.980
32	41.643	1:32.812	32	44.950	1:32.860	77	46.334	1:32.608	32	49.483	1:33.499	77	54.920	1:34.434
43	42.665	1:33.218	43	45.848	1:32.736	32	46.677	1:32.576	77	50.153	1:34.512	68	55.260	1:33.569
68	43.422	1:33.048	68	46.621	1:32.752	43	48.706	1:33.707	68	51.358	1:32.901	83	1:00.021	1:34.288
83	44.377	1:32.974	83	48.413	1:33.589	68	49.150	1:33.378	43	55.075	1:37.062	7	1:00.310	1:34.428
7	44.624	1:32.972	7	48.578	1:33.507	83	52.019	1:34.455	83	55.400	1:34.074	2	1:00.627	1:34.671
2	45.481	1:32.833	2	48.993	1:33.065	7	52.284	1:34.555	7	55.549	1:33.958	50	1:02.592	1:34.885
50	47.054	1:32.686	50	50.706	1:33.205	2	52.752	1:34.608	2	55.623	1:33.564	48	1:03.032	1:34.897
48	47.236	1:32.702	48	50.929	1:33.246	50	53.488	1:33.631	50	57.374	1:34.579	23	1 LAP	1:52.805
24	1:04.291	1:38.407	24	1:11.077	1:36.339	48	53.903	1:33.823	48	57.802	1:34.592	5	1:31.054	1:38.572
5	1:04.737	1:36.541	5	1:11.920	1:36.736	25	1 LAP	1:51.668	25	1 LAP	1:46.237	10	1:35.219	1:40.566
10	1:05.489	1:36.170	10	1:12.506	1:36.570	5	1:16.778	1:35.707	5	1:22.149	1:36.064	25	1 LAP	1:48.932
16	1:08.800	1:36.981	16	1:15.647	1:36.400	10	1:17.972	1:36.315	10	1:24.320	1:37.041	43	1:53.682	2:28.274P
49	1:22.147	1:40.081				16	1:22.540	1:37.742	16	1:28.887	1:37.040	16	3:16.648	3:17.428
37	1:22.702	1:39.914												

Weather : Sunny / Dry

msttimina.com

Page 2 of 3

Brands Hatch  
Circuit Length = 2.6228 miles.  
Start: 12:36 End: 13:02

Printed - 13:07 Sunday, 04 June 2006

## European Formula 2 LAP CHART FOR RACE 10

(contd.)

Lap 11			Lap 12			Lap 13			Lap 14			Lap 15		
No	Behind	Laptime	No	Behind	Laptime	No	Behind	Laptime	No	Behind	Laptime	No	Behind	Laptime
1		3:17.292	1		2:48.489	1		1:28.920	1		1:27.165	1		1:28.267
60	0.550	3:12.909	60	0.478	2:48.417	60	0.868	1:29.310	60	1.839	1:28.136	60	1.512	1:27.940
9	1.183	3:12.382	9	0.646	2:47.952	9	2.207	1:30.481	9	3.676	1:28.634	9	5.319	1:29.910
49	1 LAP	2:55.075	16	1 LAP	2:50.665	3	6.086	1:31.753	3	8.845	1:29.924	3	10.832	1:30.254
37	1 LAP	2:55.077	37	1 LAP	2:47.662	58	8.612	1:34.666	44	13.111	1:30.988	44	16.845	1:32.001
58	3.905	2:49.030	49	1 LAP	2:48.948	44	9.288	1:35.162	58	15.380	1:33.933	58	18.861	1:31.748
44	5.150	2:44.453	58	2.866	2:47.450	32	10.893	1:35.757	32	16.440	1:32.712	32	19.679	1:31.506
3	6.271	2:44.273	44	3.046	2:46.385	16	1 LAP	1:41.669	87	19.279	1:31.920	87	23.271	1:32.259
87	7.106	2:31.374	3	3.253	2:45.471	87	14.524	1:39.878	77	20.181	1:32.378	77	24.465	1:32.551
32	7.790	2:30.686	87	3.566	2:44.949	77	14.968	1:39.350	68	21.452	1:33.366	68	25.861	1:32.676
85	9.027	2:31.718	32	4.056	2:44.755	68	15.251	1:39.365	7	24.145	1:33.898	7	27.213	1:31.335
77	9.832	2:32.204	85	4.323	2:43.785	83	15.539	1:39.132	16	1 LAP	1:40.237	16	1 LAP	1:36.093
68	10.518	2:32.550	77	4.538	2:43.195	37	1 LAP	1:43.675	37	1 LAP	1:38.924	50	35.830	1:35.529
83	11.417	2:28.688	68	4.806	2:42.777	7	17.412	1:40.264	50	28.568	1:36.971	5	37.610	1:36.866
7	12.884	2:29.866	83	5.327	2:42.399	48	17.782	1:38.920	5	29.011	1:36.948	37	1 LAP	1:38.627
2	13.570	2:30.235	7	6.068	2:41.673	50	18.762	1:40.214	83	36.419	1:48.045	83	43.327	1:35.175
50	14.766	2:29.466	2	6.186	2:41.105	5	19.228	1:37.687	2	37.995	1:36.435	2	43.423	1:33.695
48	17.641	2:31.901	50	7.468	2:41.191	49	1 LAP	1:49.199	10	39.573	1:40.459	85	44.430	1:32.616
23	1 LAP	2:26.374	48	7.782	2:38.630	10	26.279	1:43.789	85	40.081	1:35.855	10	47.326	1:36.020
5	20.080	2:06.318	23	1 LAP	2:39.639	23	1 LAP	1:46.664	49	1 LAP	1:44.620	49	1 LAP	1:40.778
10	20.918	2:02.991	5	10.461	2:38.870	2	28.725	1:51.459	23	1 LAP	1:44.345	23	1 LAP	1:42.764
25	1 LAP	2:02.218	10	11.410	2:38.981	25	1 LAP	1:47.792	25	1 LAP	1:47.515			
			25	1 LAP	2:38.216	85	31.391	1:55.988						

Weather : Sunny / Dry

msttimina.com

Page 3 of 3

Brands Hatch

Circuit Length = 2.6228 miles.

Start: 12:36 End: 13:02

Printed - 13:07 Sunday, 04 June 2006

## HSCC HRS/70's Challenge Race QUALIFYING FOR RACE 7

POS	NO	CL	DRIVER	NAT	CAR	TIME	LAPS	GAP	MPH
1	8	HRS	Laurence BAILEY		TVR Griffith	1:48.042	11		87.39
2	1	HRS	Andy SHEPHERD		Lotus Seven S2	1:48.222	11	0.180	87.24
3	52	HRS	Justin MURPHY		Milano GT Mk1	1:49.627	8	1.585	86.12
4	9	70s	Julian BARTER		TVR 3000M	1:50.116	11	2.074	85.74
5	4	HRS	Bruce STAPLETON		Morgan Plus 8	1:50.842	4	2.800	85.18
6	54	70s	Chris HOLLAND		Lotus 7 S4	1:51.274	11	3.232	84.85
7	71	HRS	Dick COFFEY		Turner Mk1	1:52.770	11	4.728	83.72
8	31	70s	Mark BENNETT		MGB GTV8	1:54.146	10	6.104	82.71
9	15	70s	Philip McKELVEY		Morgan Plus 8	1:55.022	8	6.980	82.08
10	17	HRS	Adam SIMMONDS		Ford Mustang	1:55.626	11	7.584	81.66
11	22	HRS	John FITZGERALD		Lotus Elan S1	1:56.046	5	8.004	81.36
12	20	HRS	Rory BELL		Triumph TR5	1:56.064	10	8.022	81.35
13	12	HRS	Allan JONES		Jaguar E-Type S1	1:56.376	10	8.334	81.13
14	10	HRS	Peter BORNHAUSER		Ginetta G15	1:58.819	10	10.777	79.46
15	96	HRS	Dick GRAINGER		Porsche 911	1:58.924	10	10.882	79.39
16	63	70s	Jeremy ANSTEAD		Fiat X19	1:59.237	10	11.195	79.18
17	59	70s	Tim LAI		MG Midget	1:59.915	10	11.873	78.74
18	86	70S	Christina TOTTY		TVR 3000M	2:00.734	10	12.692	78.20
19	48	70s	Guy HARTNELL		Lancia Fulvia HF	2:00.911	10	12.869	78.09
20	60	70s	David MARSHALL		Lancia Beta Monte Carlo	2:04.462	10	16.420	75.86
21	37	INV	David KREMER		Jaguar XK150	2:19.386	9	31.344	67.74
22	18	70s	Tim ROUNCE		Lancia Fulvia	2:24.099	5	36.057	65.52

Car No 61 Race 2 - Completed 3 + laps.

Weather : Sunny / Dry

These results are provisional until the conclusion of any judicial and technical matters.

Brands Hatch

Circuit Length = 2.6228 miles.

Start: 12:56 End: 13:16

Clerk of Course:	Stewards:	Timekeeper:

## HSCC HRS/70's Challenge Race

### LAP ANALYSIS - QUALIFYING RACE 7

<b>1</b>	<b>Andy SHEPHERD</b>	Lotus Seven S2
1 -	2:23.150	6 - 1:49.550
2 -	1:55.039	7 - <b>1:48.222</b>
3 -	1:50.565	8 - 1:49.348
4 -	1:50.328	9 - 1:51.547
5 -	1:55.244	10 - 1:59.401
<b>4</b>	<b>Bruce STAPLETON</b>	Morgan Plus 8
1 -	2:57.178	
2 -	1:53.488	
3 -	<b>1:50.842</b>	
4 -	2:24.497P	
<b>8</b>	<b>Laurence BAILEY</b>	TVR Griffith
1 -	2:12.512	6 - 1:49.040
2 -	1:52.414	7 - 1:54.192
3 -	1:48.868	8 - 1:50.316
4 -	1:49.280	9 - 1:49.071
5 -	<b>1:48.042</b>	10 - 1:54.708
<b>9</b>	<b>Julian BARTER</b>	TVR 3000M
1 -	2:46.490	6 - 1:52.336
2 -	1:57.739	7 - 1:51.416
3 -	1:55.095	8 - 1:51.272
4 -	1:52.155	9 - <b>1:50.116</b>
5 -	1:50.546	10 - 1:51.645
<b>10</b>	<b>Peter BORNHAUSER</b>	Ginetta G15
1 -	2:58.821	6 - 2:01.182
2 -	2:03.134	7 - 2:00.521
3 -	2:01.439	8 - 1:59.335
4 -	2:01.966	9 - 1:59.976
5 -	2:00.858	10 - <b>1:58.819</b>
<b>12</b>	<b>Allan JONES</b>	Jaguar E-Type S1
1 -	2:28.596	6 - <b>1:56.376</b>
2 -	1:59.535	7 - 1:57.231
3 -	1:57.393	8 - 1:58.133
4 -	1:58.835	9 - 1:58.435
5 -	1:56.793	10 - 1:58.061
<b>15</b>	<b>Philip McKELVEY</b>	Morgan Plus 8
1 -	2:15.361	6 - 1:55.166
2 -	1:55.996	7 - 1:57.794
3 -	<b>1:55.022</b>	8 - 2:56.096P
4 -	1:56.718	
5 -	1:55.194	

Car No 61 Race 2 - Completed 3 + laps.  
Weather : Sunny / Dry

Brands Hatch  
Circuit Length = 2.6228 miles.  
Start: 12:56 End: 13:16

# HSCC HRS/70's Challenge Race

## LAP ANALYSIS - QUALIFYING RACE 7

(contd.)

<b>17</b>	<b>Adam SIMMONDS</b>	Ford Mustang
1 - 2:25.170	6 - 1:56.523	11 - 1:57.669
2 - 1:59.544	7 - <b>1:55.626</b>	
3 - 1:57.631	8 - 1:55.787	
4 - 1:56.903	9 - 1:55.777	
5 - 1:57.291	10 - 1:57.554	
<b>18</b>	<b>Tim ROUNCE</b>	Lancia Fulvia
1 - 3:13.102		
2 - <b>2:24.099</b>		
3 - 2:25.361		
4 - 2:24.911		
5 - 3:08.025P		
<b>20</b>	<b>Rory BELL</b>	Triumph TR5
1 - 3:01.342	6 - 2:01.288	
2 - 2:04.177	7 - 1:57.018	
3 - 2:00.077	8 - 1:56.819	
4 - 1:57.663	9 - 1:58.994	
5 - <b>1:56.064</b>	10 - 1:59.429	
<b>22</b>	<b>John FITZGERALD</b>	Lotus Elan S1
1 - 2:26.376		
2 - 1:56.079		
3 - <b>1:56.046</b>		
4 - 1:56.813		
5 - 2:31.856P		
<b>31</b>	<b>Mark BENNETT</b>	MGB GTV8
1 - 2:29.196	6 - 1:56.408	
2 - 1:59.189	7 - 1:56.317	
3 - 1:56.045	8 - 1:57.224	
4 - 1:56.795	9 - <b>1:54.146</b>	
5 - 1:55.678	10 - 1:54.512	
<b>37</b>	<b>David KREMER</b>	Jaguar XK150
1 - 3:00.531	6 - 1:32.491P	
2 - 2:24.542	7 - 2:38.424	
3 - 2:21.476	8 - <b>2:19.386</b>	
4 - 2:21.336	9 - 2:21.239	
5 - 2:22.703		
<b>48</b>	<b>Guy HARTNELL</b>	Lancia Fulvia HF
1 - 3:00.989	6 - 2:04.319	
2 - 2:04.878	7 - 2:02.927	
3 - 2:05.565	8 - 2:02.229	
4 - 2:04.475	9 - <b>2:00.911</b>	
5 - 2:04.594	10 - 2:05.320	

Car No 61 Race 2 - Completed 3 + laps.  
Weather : Sunny / Dry

Brands Hatch  
Circuit Length = 2.6228 miles.  
Start: 12:56 End: 13:16

## HSCC HRS/70's Challenge Race LAP ANALYSIS - QUALIFYING RACE 7

(contd.)

<b>52</b>	<b>Justin MURPHY</b>	Milano GT Mk1
1 - 2:22.309	6 - <b>1:49.627</b>	
2 - 1:51.897	7 - 1:50.244	
3 - 1:52.266	8 - 1:50.045	
4 - 1:50.947		
5 - 1:51.000		
<b>54</b>	<b>Chris HOLLAND</b>	Lotus 7 S4
1 - 2:13.452	6 - 1:52.245	11 - <b>1:51.274</b>
2 - 1:53.716	7 - 1:52.790	
3 - 1:51.301	8 - 1:52.152	
4 - 1:51.857	9 - 1:51.996	
5 - 1:51.977	10 - 1:52.472	
<b>59</b>	<b>Tim LAI</b>	MG Midget
1 - 3:04.494	6 - 2:01.802	
2 - 2:07.815	7 - 2:02.336	
3 - 2:03.846	8 - 2:01.451	
4 - 2:03.117	9 - <b>1:59.915</b>	
5 - 2:04.555	10 - 2:12.064	
<b>60</b>	<b>David MARSHALL</b>	Lancia Beta Monte Carlo
1 - 2:53.718	6 - 2:06.192	
2 - 2:07.342	7 - 2:04.562	
3 - 2:07.357	8 - 2:05.237	
4 - 2:06.664	9 - <b>2:04.462</b>	
5 - 2:08.280	10 - 2:05.102	
<b>63</b>	<b>Jeremy ANSTEAD</b>	Fiat X19
1 - 2:52.248	6 - 2:01.609	
2 - 2:04.304	7 - 1:59.314	
3 - 2:01.753	8 - <b>1:59.237</b>	
4 - 2:00.211	9 - 2:07.189	
5 - 1:59.719	10 - 1:59.684	
<b>71</b>	<b>Dick COFFEY</b>	Turner Mk1
1 - 2:25.790	6 - 1:54.970	11 - 1:54.902
2 - 1:59.420	7 - 1:55.060	
3 - 1:54.766	8 - 1:56.915	
4 - 1:54.927	9 - <b>1:52.770</b>	
5 - 1:55.947	10 - 1:54.103	
<b>86</b>	<b>Christina TOTTY</b>	TVR 3000M
1 - 2:25.460	6 - 2:02.394	
2 - 2:07.057	7 - 2:02.703	
3 - 2:05.743	8 - 2:02.641	
4 - 2:03.001	9 - 2:03.403	
5 - 2:02.729	10 - <b>2:00.734</b>	

Car No 61 Race 2 - Completed 3 + laps.  
Weather : Sunny / Dry

Brands Hatch  
Circuit Length = 2.6228 miles.  
Start: 12:56 End: 13:16




# HSCC HRS/70's Challenge Race LAP ANALYSIS - QUALIFYING RACE 7

(contd.)

<b>96</b>	<b>Dick GRAINGER</b>	Porsche 911
1 - 2:37.498	6 - 2:01.564	
2 - 2:04.339	7 - 2:00.900	
3 - 2:04.421	8 - 1:59.380	
4 - 2:02.553	9 - 2:00.081	
5 - 2:02.115	10 - <b>1:58.924</b>	

# HSCC HRS/70's Challenge Race

## GRID FOR RACE 7

ROW 11	37	KREMER	18	ROUNCE
ROW 10	48	HARTNELL	60	MARSHALL
ROW 9	59	LAI	86	TOTTY
ROW 8	96	GRAINGER	63	ANSTEAD
ROW 7	12	JONES	10	BORNHAUSER
ROW 6	22	FITZGERALD	20	BELL
ROW 5	15	McKELVEY	17	SIMMONDS
ROW 4	71	COFFEY	31	BENNETT
ROW 3	4	STAPLETON	54	HOLLAND
ROW 2	52	MURPHY	9	BARTER
ROW 1	8	BAILEY	1	SHEPHERD
<b>POLE</b>				
				

Car No 61 Race 2 - Completed 3 + laps.

Weather : Sunny / Dry

These results are provisional until the conclusion of any judicial and technical matters.

Brands Hatch

Circuit Length = 2.6228 miles.

Start: 12:56 End: 13:16

Clerk of Course:	Stewards:	Timekeeper:
------------------	-----------	-------------

## HSCC HRS/70's Challenge Race PROVISIONAL RESULT - RACE 7

POS	NO	CL	DRIVER	NAT	CAR	TIME	LAPS	GAP	MPH	BEST
1	8	HRS	Laurence BAILEY		TVR Griffith	23:52.345	13		85.74	1:47.259
2	1	HRS	Andy SHEPHERD		Lotus Seven S2	23:55.147	13	2.802	85.57	1:48.015
3	9	70s	Julian BARTER		TVR 3000M	24:11.204	13	18.859	84.63	1:49.776
4	52	HRS	Justin MURPHY		Milano GT Mk1	24:17.064	13	24.719	84.29	1:50.731
5	54	70s	Chris HOLLAND		Lotus 7 S4	24:21.061	13	28.716	84.05	1:49.872
6	15	70s	Philip McKELVEY		Morgan Plus 8	24:46.379	13	54.034	82.62	1:52.720
7	71	HRS	Dick COFFEY		Turner Mk1	24:56.843	13	1:04.498	82.05	1:53.632
8	12	HRS	Allan JONES		Jaguar E-Type S1	25:36.495	13	1:44.150	79.93	1:56.271
9	17	HRS	Adam SIMMONDS		Ford Mustang	25:40.475	13	1:48.130	79.72	1:56.458
10	20	HRS	Rory BELL		Triumph TR5	25:44.280	13	1:51.935	79.52	1:56.292
11	10	HRS	Peter BORNHAUSER		Ginetta G15	24:01.961	12	1 LAP	78.62	1:55.997
12	63	70s	Jeremy ANSTEAD		Fiat X19	24:09.739	12	1 LAP	78.20	1:57.857
13	96	HRS	Dick GRAINGER		Porsche 911	24:12.481	12	1 LAP	78.05	1:58.416
14	86	70S	Christina TOTTY		TVR 3000M	24:12.969	12	1 LAP	78.02	1:58.884
15	59	70s	Tim LAI		MG Midget	24:38.708	12	1 LAP	76.67	1:59.059
16	60	70s	David MARSHALL		Lancia Beta Monte Carlo	25:25.870	12	1 LAP	74.30	2:03.726
17	37	INV	David KREMER		Jaguar XK150	25:09.529	11	2 LAPS	68.85	2:13.289

### NOT CLASSIFIED

4	HRS	Bruce STAPLETON		Morgan Plus 8	11:21.747	6	D.N.F.	83.19	1:47.642
48	70s	Guy HARTNELL		Lancia Fulvia HF	4:24.157	2	D.N.F.	71.74	2:10.755

### FASTEST LAP

8	HRS	Laurence BAILEY		TVR Griffith	1:47.259	4	88.03mph	141.67kph
9	70s	Julian BARTER		TVR 3000M	1:49.776	3	86.01mph	138.42kph
86	70S	Christina TOTTY		TVR 3000M	1:58.884	8	79.42mph	127.81kph
37	INV	David KREMER		Jaguar XK150	2:13.289	2	70.83mph	114.00kph

Team Winner HRS- 108 points 70s - 70 points

Weather : Sunny / Dry

These results are provisional until the conclusion of any judicial and technical matters.

Brands Hatch

Circuit Length = 2.6228 miles.

Start: 18:02 End: 18:26

Clerk of Course:	Stewards:	Timekeeper:
------------------	-----------	-------------

## HSCC HRS/70's Challenge Race

### LAP CHART FOR RACE 7

Lap 1			Lap 2			Lap 3			Lap 4			Lap 5		
No	Behind	Laptime	No	Behind	Laptime	No	Behind	Laptime	No	Behind	Laptime	No	Behind	Laptime
8		1:55.706	8		1:49.461	8		1:48.036	8		1:47.259	8		1:48.530
1	1.597	1:57.303	1	1.853	1:49.717	4	1.803	1:47.642	4	3.227	1:48.683	4	3.251	1:48.554
4	2.611	1:58.317	4	2.197	1:49.047	1	3.206	1:49.389	1	6.601	1:50.654	1	8.005	1:49.934
9	3.125	1:58.831	9	3.991	1:50.327	9	5.731	1:49.776	9	8.355	1:49.883	9	10.040	1:50.215
52	3.487	1:59.193	52	4.888	1:50.862	52	7.839	1:50.987	52	11.311	1:50.731	52	14.226	1:51.445
15	4.913	2:00.619	15	8.172	1:52.720	15	12.879	1:52.743	15	19.030	1:53.410	15	23.053	1:51.720
54	5.659	2:01.365	54	8.859	1:52.661	54	13.617	1:52.794	54	19.863	1:53.505	15	24.152	1:53.652
71	6.818	2:02.524	71	10.989	1:53.632	71	17.866	1:54.913	71	25.591	1:54.984	71	31.469	1:54.408
12	9.093	2:04.799	12	15.903	1:56.271	12	25.769	1:57.902	12	35.854	1:57.344	12	45.001	1:57.677
17	11.874	2:07.580	17	22.375	1:59.962	17	32.533	1:58.194	17	42.741	1:57.467	17	51.414	1:57.203
20	14.177	2:09.883	20	24.719	2:00.003	20	35.754	1:59.071	20	45.538	1:57.043	20	55.542	1:58.534
96	15.816	2:11.522	96	27.262	2:00.907	96	39.182	1:59.956	96	51.530	1:59.607	96	1:02.674	1:59.674
86	16.489	2:12.195	86	27.919	2:00.891	86	40.936	2:01.053	86	52.685	1:59.008	86	1:03.703	1:59.548
48	17.696	2:13.402	63	33.613	2:03.635	63	45.287	1:59.710	63	56.546	1:58.518	63	1:05.873	1:57.857
60	19.137	2:14.843	59	34.588	2:03.787	59	47.862	2:01.310	10	58.799	1:57.668	10	1:07.093	1:56.824
63	19.439	2:15.145	60	34.704	2:05.028	10	48.390	2:00.711	59	1:00.396	1:59.793	59	1:10.925	1:59.059
59	20.262	2:15.968	10	35.715	2:02.808	60	50.394	2:03.726	60	1:09.381	2:06.246	60	1:26.786	2:05.935
10	22.368	2:18.074	48	38.990	2:10.755	37	1:17.089	2:14.506	37	1:43.625	2:13.795			
37	26.791	2:22.497	37	50.619	2:13.289									

Team Winner HRS- 108 points 70s - 70 points  
Weather : Sunny / Dry

Brands Hatch  
Circuit Length = 2.6228 miles.  
Start: 18:02 End: 18:26

# HSCC HRS/70's Challenge Race

## LAP CHART FOR RACE 7

(contd.)

Lap 6			Lap 7			Lap 8			Lap 9			Lap 10		
No	Behind	Laptime	No	Behind	Laptime	No	Behind	Laptime	No	Behind	Laptime	No	Behind	Laptime
8		1:49.475	8		1:51.529	8		1:52.017	8		1:51.581	8		1:50.878
1	10.392	1:51.862	1	8.277	1:49.414	1	6.982	1:50.722	1	4.517	1:49.116	1	2.799	1:49.160
9	10.857	1:50.292	9	9.599	1:50.271	9	8.299	1:50.717	9	8.303	1:51.585	9	8.633	1:51.208
52	18.210	1:53.459	52	17.928	1:51.247	60	1 LAP	2:08.109	52	17.281	1:52.201	52	17.289	1:50.886
4	23.280	2:09.504P	54	24.371	1:51.030	52	16.661	1:50.750	54	23.035	1:50.974	54	23.693	1:51.536
54	24.870	1:51.292	15	30.618	1:53.704	54	23.642	1:51.288	60	1 LAP	2:08.881	15	38.197	1:53.689
15	28.443	1:53.766	71	40.787	1:55.050	15	33.133	1:54.532	15	35.386	1:53.834	60	1 LAP	2:07.478
37	1 LAP	2:22.980	37	1 LAP	2:15.978	71	42.817	1:54.047	71	45.152	1:53.916	71	49.068	1:54.794
71	37.266	1:55.272	12	59.738	1:57.430	12	1:04.733	1:57.012	12	1:10.426	1:57.274	12	1:18.285	1:58.737
12	53.837	1:58.311	17	1:06.623	1:57.641	17	1:12.540	1:57.934	17	1:17.628	1:56.669	17	1:25.227	1:58.477
17	1:00.511	1:58.572	20	1:09.087	1:57.201	20	1:14.191	1:57.121	20	1:21.163	1:58.553	20	1:28.422	1:58.137
20	1:03.415	1:57.348	10	1:20.908	1:58.822	37	1 LAP	2:17.334	10	1:30.836	1:56.808	10	1:37.996	1:58.038
96	1:12.456	1:59.257	96	1:22.103	2:01.176	10	1:25.609	1:56.718	63	1:37.316	1:58.987	63	1:44.802	1:58.364
86	1:13.113	1:58.885	86	1:22.993	2:01.409	96	1:28.502	1:58.416	86	1:38.849	2:00.570	96	1:46.825	1:58.602
10	1:13.615	1:55.997	63	1:23.053	2:00.307	86	1:29.860	1:58.884	96	1:39.101	2:02.180	86	1:47.601	1:59.630
63	1:14.275	1:57.877	59	1:30.721	1:59.727	63	1:29.910	1:58.874	37	1 LAP	2:16.687			
59	1:22.523	2:01.073				59	1:38.073	1:59.369	59	1:45.818	1:59.326			
60	1:46.327	2:09.016												

Team Winner HRS- 108 points 70s - 70 points  
Weather : Sunny / Dry

Brands Hatch  
Circuit Length = 2.6228 miles.  
Start: 18:02 End: 18:26

# HSCC HRS/70's Challenge Race

## LAP CHART FOR RACE 7

(contd.)

Lap 11			Lap 12			Lap 13			Lap 14			Lap 15		
No	Behind	Laptime	No	Behind	Laptime	No	Behind	Laptime	No	Behind	Laptime	No	Behind	Laptime
8		1:49.129	8		1:49.146	8		1:49.598						
1	1.685	1:48.015	1	3.103	1:50.564	1	2.802	1:49.297						
9	13.063	1:53.559	63	1 LAP	1:58.545	10	1 LAP	2:00.549						
52	20.726	1:52.566	96	1 LAP	2:01.048	63	1 LAP	2:01.920						
37	2 LAPS	2:18.367	86	1 LAP	2:01.107	9	18.859	1:52.485						
59	1 LAP	2:18.984	9	15.972	1:52.055	96	1 LAP	2:00.136						
54	25.978	1:51.414	52	23.566	1:51.986	86	1 LAP	1:59.789						
15	43.003	1:53.935	54	28.442	1:51.610	52	24.719	1:50.751						
71	54.108	1:54.169	59	1 LAP	2:00.909	54	28.716	1:49.872						
60	1 LAP	2:06.255	15	48.582	1:54.725	59	1 LAP	1:59.403						
12	1:27.304	1:58.148	37	2 LAPS	2:17.754	15	54.034	1:55.050						
17	1:32.668	1:56.570	71	59.714	1:54.752	71	1:04.498	1:54.382						
20	1:37.283	1:57.990	60	1 LAP	2:04.978	37	2 LAPS	2:16.342						
10	1:47.811	1:58.944	12	1:35.781	1:57.623	60	1 LAP	2:05.375						
			17	1:39.980	1:56.458	12	1:44.150	1:57.967						
			20	1:45.241	1:57.104	17	1:48.130	1:57.748						
						20	1:51.935	1:56.292						

Team Winner HRS- 108 points 70s - 70 points  
Weather : Sunny / Dry

Brands Hatch  
Circuit Length = 2.6228 miles.  
Start: 18:02 End: 18:26

## BRDC Historic Sportscars inc Vredestein JEC XK Challenge

### QUALIFYING FOR RACE 12

POS	NO	CL	DRIVER	NAT	CAR	TIME	LAPS	GAP	MPH
1	18	A	Gary PEARSON		Lister Jaguar	1:44.580	7		90.28
2	21	A	Graeme DODD		Cooper Monaco	1:44.776	10	0.196	90.11
3	27	A	John HARPER		Cooper Monaco	1:44.880	11	0.300	90.02
4	1	B	Philip WALKER		Lotus 11	1:47.071	7	2.491	88.18
5	38	D	Jamie McINTYRE		Rejo Mk4	1:48.172	11	3.592	87.28
6	54	B	Peter HORSMAN		Lotus 17	1:48.468	11	3.888	87.04
7	9	B	John CLARK		Lola Mk1	1:50.131	7	5.551	85.73
8	36	B	Rupert WOOD		Widi Mk2	1:50.733	11	6.153	85.26
9	6	C	Benjamin EASTICK		Jaguar D-Type	1:50.923	11	6.343	85.12
10	33	XKD	Nigel WEBB		Jaguar XK120	1:51.735	11	7.155	84.50
11	7	A	Stephen GIBSON		Lister Jaguar	1:52.405	7	7.825	84.00
12	32	XKD	John CHISHOLM		Jaguar XK120	1:53.084	11	8.504	83.49
13	24	A	Andrew GARNER		Lister Jaguar	1:53.123	10	8.543	83.46
14	28	A	Shaun LYNN		Lister Jaguar	1:53.668	8	9.088	83.06
15	20	A	Anthony DITHERIDGE		Cooper Monaco	1:54.430	8	9.850	82.51
16	62	B	Malcolm PAUL		Elva Mk5	1:55.335	9	10.755	81.86
17	23	Inv	Phil KEEN		Jaguar XK150	1:56.643	6	12.063	80.94
18	77	XKD	Brian ARCULUS		Jaguar XK120	1:56.650	10	12.070	80.94
19	12	XKC	Grahame BULL		Jaguar XK150	1:57.427	10	12.847	80.40
20	5	XKD	Richard HACKETT		Jaguar XK120	1:58.194	10	13.614	79.88
21	92	D	Jim WOODLEY		Lotus 17	1:59.049	9	14.469	79.31
22	2	XKC	Chris KEITH-LUCAS		Jaguar XK120	1:59.275	10	14.695	79.16
23	97	A	John PEARSON		Lister Jaguar	1:59.819	9	15.239	78.80
24	4	XKC	Trevor GROOM		Jaguar XK140	2:00.459	6	15.879	78.38
25	16	XKC	John ROBERTS		Jaguar XK150	2:00.560	10	15.980	78.31
26	29	XKC	Mark GIBBON		Jaguar XK120	2:01.563	10	16.983	77.67
27	91	A	Simon LLEWELLYN		Lotus 15	2:02.458	9	17.878	77.10
28	80	XKC	Michael O'SHEA		Jaguar XK150S	2:02.558	5	17.978	77.04
29	42	XKB	Geoff OTTLEY		Jaguar XK120	2:03.949	10	19.369	76.17
30	8	XKB	Kevin ZWOLINSKI		Jaguar XK140	2:04.112	9	19.532	76.07
31	3	XKB	Nicholas WILKINS		Jaguar XK120	2:04.175	10	19.595	76.03
32	37	XKB	David KREMER		Jaguar XK150	2:04.925	7	20.345	75.58
33	14	XKC	Colin YOULE		Jaguar XK120	2:07.506	6	22.926	74.05
34	31	XKA	Roger WOODBRIDGE		Jaguar XK120	2:09.655	9	25.075	72.82
35	17	XKC	David HALL		Jaguar XK120	2:35.309	1	50.729	60.79

Weather : Sunny / Dry

These results are provisional until the conclusion of any judicial and technical matters.

Brands Hatch

Circuit Length = 2.6228 miles.

Start: 10:00 End: 10:20

Clerk of Course:	Stewards:	Timekeeper:
------------------	-----------	-------------

## BRDC Historic Sportscars inc Vredestein JEC XK Challenge LAP ANALYSIS - QUALIFYING RACE 12

<b>1</b>	<b>Philip WALKER</b>	Lotus 11	
1 -	3:09.046	6 - <b>1:47.071</b>	
2 -	1:53.605	7 - 1:47.511	
3 -	1:50.491		
4 -	1:52.332		
5 -	1:48.691		
<b>2</b>	<b>Chris KEITH-LUCAS</b>	Jaguar XK120	
1 -	3:02.324	6 - <b>1:59.275</b>	
2 -	2:11.987	7 - 2:00.396	
3 -	2:05.290	8 - 2:04.119	
4 -	2:03.137	9 - 2:00.916	
5 -	2:04.998	10 - 2:00.754	
<b>3</b>	<b>Nicholas WILKINS</b>	Jaguar XK120	
1 -	2:37.864	6 - 2:05.932	
2 -	2:04.867	7 - 2:04.862	
3 -	2:05.519	8 - 2:05.889	
4 -	2:05.505	9 - 2:13.132	
5 -	2:05.546	10 - <b>2:04.175</b>	
<b>4</b>	<b>Trevor GROOM</b>	Jaguar XK140	
1 -	2:37.431	6 - 2:33.139P	
2 -	2:00.991		
3 -	2:02.188		
4 -	2:02.915		
5 -	<b>2:00.459</b>		
<b>5</b>	<b>Richard HACKETT</b>	Jaguar XK120	
1 -	2:33.964	6 - 1:59.299	
2 -	2:02.602	7 - <b>1:58.194</b>	
3 -	2:03.054	8 - 2:00.220	
4 -	2:02.653	9 - 2:00.467	
5 -	1:59.603	10 - 2:01.478	
<b>6</b>	<b>Benjamin EASTICK</b>	Jaguar D-Type	
1 -	2:12.719	6 - 1:53.276	11 - 1:52.363
2 -	1:53.301	7 - 1:52.736	
3 -	1:52.115	8 - 1:52.763	
4 -	<b>1:50.923</b>	9 - 1:52.523	
5 -	1:52.503	10 - 1:53.620	
<b>7</b>	<b>Stephen GIBSON</b>	Lister Jaguar	
1 -	2:12.679	6 - <b>1:52.405</b>	
2 -	1:58.489	7 - 1:52.816	
3 -	1:57.583		
4 -	1:52.990		
5 -	1:54.034		



## BRDC Historic Sportscars inc Vredestein JEC XK Challenge LAP ANALYSIS - QUALIFYING RACE 12

(contd.)

<b>8</b>	<b>Kevin ZWOLINSKI</b>	Jaguar XK140
1 -	2:52.564	6 - 2:04.427
2 -	2:09.112	7 - 2:05.709
3 -	2:04.703	8 - 2:07.013
4 -	2:05.588	9 - 2:45.905P
5 -	<b>2:04.112</b>	
<b>9</b>	<b>John CLARK</b>	Lola Mk1
1 -	2:48.233	6 - <b>1:50.131</b>
2 -	1:55.478	7 - 1:52.126
3 -	1:53.246	
4 -	1:50.588	
5 -	1:50.398	
<b>12</b>	<b>Grahame BULL</b>	Jaguar XK150
1 -	2:49.544	6 - <b>1:57.427</b>
2 -	2:01.630	7 - 1:58.503
3 -	2:00.001	8 - 2:00.112
4 -	2:02.601	9 - 1:58.748
5 -	1:57.604	10 - 2:53.905P
<b>14</b>	<b>Colin YOULE</b>	Jaguar XK120
1 -	2:58.461	6 - 2:38.236P
2 -	2:11.447	
3 -	<b>2:07.506</b>	
4 -	2:08.472	
5 -	2:08.540	
<b>16</b>	<b>John ROBERTS</b>	Jaguar XK150
1 -	2:28.327	6 - 2:01.223
2 -	2:02.640	7 - 2:01.132
3 -	2:02.815	8 - 2:01.422
4 -	2:02.070	9 - 2:04.784
5 -	<b>2:00.560</b>	10 - 2:08.063
<b>17</b>	<b>David HALL</b>	Jaguar XK120
1 -	<b>2:35.309</b>	
<b>18</b>	<b>Gary PEARSON</b>	Lister Jaguar
1 -	2:11.284	6 - 1:46.785
2 -	1:45.142	7 - 1:45.169
3 -	<b>1:44.580</b>	
4 -	1:44.733	
5 -	1:49.548	

## BRDC Historic Sportscars inc Vredestein JEC XK Challenge LAP ANALYSIS - QUALIFYING RACE 12

(contd.)

<b>20</b>	<b>Anthony DITHERIDGE</b>	Cooper Monaco
1 -	3:14.785	6 - <b>1:54.430</b>
2 -	2:01.009	7 - 1:56.018
3 -	1:56.508	8 - 1:56.180
4 -	1:55.398	
5 -	1:58.834	
<b>21</b>	<b>Graeme DODD</b>	Cooper Monaco
1 -	2:31.232	6 - 1:51.081
2 -	1:48.347	7 - 1:47.108
3 -	1:47.482	8 - 1:46.954
4 -	<b>1:44.776</b>	9 - 4:18.894P
5 -	1:46.358	10 - 3:08.323P
<b>23</b>	<b>Phil KEEN</b>	Jaguar XK150
1 -	2:55.511	6 - 6:01.978P
2 -	2:01.018	
3 -	1:58.424	
4 -	1:57.564	
5 -	<b>1:56.643</b>	
<b>24</b>	<b>Andrew GARNER</b>	Lister Jaguar
1 -	3:03.067	6 - 1:53.616
2 -	2:04.677	7 - <b>1:53.123</b>
3 -	1:58.513	8 - 1:55.161
4 -	1:57.410	9 - 1:54.690
5 -	2:01.151	10 - 1:55.584
<b>27</b>	<b>John HARPER</b>	Cooper Monaco
1 -	3:03.695	6 - 1:45.962
2 -	1:52.443	7 - 1:45.809
3 -	1:47.696	8 - 1:46.805
4 -	1:48.188	9 - 1:47.852
5 -	<b>1:44.880</b>	10 - 1:47.995
11 -	1:46.254	
<b>28</b>	<b>Shaun LYNN</b>	Lister Jaguar
1 -	3:11.293	6 - 2:00.726
2 -	2:02.761	7 - 1:56.058
3 -	1:55.236	8 - 1:54.160
4 -	<b>1:53.668</b>	
5 -	5:37.340P	
<b>29</b>	<b>Mark GIBBON</b>	Jaguar XK120
1 -	2:52.604	6 - 2:02.611
2 -	2:03.687	7 - 2:02.886
3 -	2:02.800	8 - 2:02.073
4 -	2:02.229	9 - 2:04.948
5 -	2:03.478	10 - <b>2:01.563</b>

Weather : Sunny / Dry

# BRDC Historic Sportscars inc Vredestein JEC XK Challenge

## LAP ANALYSIS - QUALIFYING RACE 12

(contd.)

<b>31</b>	<b>Roger WOODBRIDGE</b>	Jaguar XK120
1 - 3:00.559	6 - 2:11.901	
2 - 2:16.610	7 - 2:10.952	
3 - 2:11.264	8 - <b>2:09.655</b>	
4 - 2:10.492	9 - 2:10.277	
5 - 2:12.896		
<b>32</b>	<b>John CHISHOLM</b>	Jaguar XK120
1 - 2:18.107	6 - 1:53.643	11 - 1:53.692
2 - 1:56.112	7 - <b>1:53.084</b>	
3 - 1:55.630	8 - 1:56.992	
4 - 1:54.131	9 - 1:53.420	
5 - 1:54.267	10 - 1:53.567	
<b>33</b>	<b>Nigel WEBB</b>	Jaguar XK120
1 - 2:08.181	6 - 1:53.644	11 - 1:53.351
2 - 1:55.257	7 - 1:54.133	
3 - <b>1:51.735</b>	8 - 1:55.126	
4 - 1:52.033	9 - 1:53.227	
5 - 1:54.614	10 - 1:53.483	
<b>36</b>	<b>Rupert WOOD</b>	Widi Mk2
1 - 2:52.024	6 - <b>1:50.733</b>	11 - 2:23.185
2 - 1:57.988	7 - 1:51.718	
3 - 1:54.243	8 - 1:53.325	
4 - 1:55.809	9 - 1:52.664	
5 - 1:52.729	10 - 1:52.272	
<b>37</b>	<b>David KREMER</b>	Jaguar XK150
1 - 2:38.209	6 - 2:06.129	
2 - 2:09.037	7 - 2:32.453P	
3 - 2:08.349		
4 - <b>2:04.925</b>		
5 - 2:12.942		
<b>38</b>	<b>Jamie McINTYRE</b>	Rejo Mk4
1 - 2:46.319	6 - 1:49.491	11 - 1:48.889
2 - 1:53.011	7 - 1:48.378	
3 - 1:52.698	8 - 1:49.447	
4 - 1:49.640	9 - <b>1:48.172</b>	
5 - 1:49.264	10 - 1:48.574	
<b>42</b>	<b>Geoff OTTLEY</b>	Jaguar XK120
1 - 2:27.863	6 - 2:06.423	
2 - 2:08.807	7 - <b>2:03.949</b>	
3 - 2:06.567	8 - 2:04.880	
4 - 2:05.357	9 - 2:05.930	
5 - 2:04.615	10 - 2:04.331	

Weather : Sunny / Dry

# BRDC Historic Sportscars inc Vredestein JEC XK Challenge

## LAP ANALYSIS - QUALIFYING RACE 12

(contd.)

<b>47</b>	<b>Chris LUNN</b>	Jaguar XK120
1 - X:00.000P		
<b>54</b>	<b>Peter HORSMAN</b>	Lotus 17
1 - 2:15.737    6 - 1:53.466    11 - 1:54.455 2 - 1:51.295    7 - 1:49.003 3 - 1:50.058    8 - 1:52.505 4 - 1:50.528    9 - 1:48.946 5 - 1:50.615    10 - <b>1:48.468</b>		
<b>62</b>	<b>Malcolm PAUL</b>	Elva Mk5
1 - 3:17.100    6 - 1:58.679 2 - 2:01.147    7 - 1:58.625 3 - 2:00.328    8 - 1:57.203 4 - 2:03.517    9 - <b>1:55.335</b> 5 - 2:08.647		
<b>77</b>	<b>Brian ARCULUS</b>	Jaguar XK120
1 - 2:54.038    6 - 1:57.474 2 - 1:59.756    7 - 2:01.125 3 - 1:59.953    8 - 2:03.483 4 - 1:57.706    9 - 1:57.394 5 - <b>1:56.650</b> 10 - 2:01.116		
<b>80</b>	<b>Michael O'SHEA</b>	Jaguar XK150S
1 - 3:06.764 2 - 2:05.865 3 - 2:04.126 4 - <b>2:02.558</b> 5 - 2:37.011P		
<b>91</b>	<b>Simon LLEWELLYN</b>	Lotus 15
1 - 3:01.654    6 - 2:03.591 2 - 2:16.752    7 - 2:05.443 3 - <b>2:02.458</b> 8 - 2:06.492 4 - 2:06.754    9 - 2:07.869 5 - 2:10.143		
<b>92</b>	<b>Jim WOODLEY</b>	Lotus 17
1 - 3:16.628    6 - 2:01.775 2 - 2:05.766    7 - 2:00.964 3 - 2:03.335    8 - 2:01.081 4 - 2:02.339    9 - <b>1:59.049</b> 5 - 2:07.346		

Weather : Sunny / Dry

**BRDC Historic Sportscars inc Vredestein JEC XK Challenge  
LAP ANALYSIS - QUALIFYING RACE 12**

(contd.)


<b>97</b>	<b>John PEARSON</b>	Lister Jaguar
1 - 3:14.508	6 - 2:04.094	
2 - 2:02.571	7 - 2:01.421	
3 - 2:00.823	8 - 2:03.354	
4 - 2:02.198	9 - <b>1:59.819</b>	
5 - 2:40.215		

# BRDC Historic Sportscars inc Vredestein JEC XK Challenge

## GRID FOR RACE 12

ROW 18	17	HALL	47	LUNN
ROW 17	14	YOULE	31	WOODBIDGE
ROW 16	3	WILKINS	37	KREMER
ROW 15	42	OTTLEY	8	ZWOLINSKI
ROW 14	91	LLEWELLYN	80	O'SHEA
ROW 13	16	ROBERTS	29	GIBBON
ROW 12	97	PEARSON	4	GROOM
ROW 11	92	WOODLEY	2	KEITH-LUCAS
ROW 10	12	BULL	5	HACKETT
ROW 9	23	KEEN	77	ARCULUS
ROW 8	20	DITHERIDGE	62	PAUL
ROW 7	24	GARNER	28	LYNN
ROW 6	7	GIBSON	32	CHISHOLM
ROW 5	6	EASTICK	33	WEBB
ROW 4	9	CLARK	36	WOOD
ROW 3	38	McINTYRE	54	HORSMAN
ROW 2	27	HARPER	1	WALKER
ROW 1	18	PEARSON	21	DODD

POLE



Weather : Sunny / Dry  
 These results are provisional until the conclusion of any judicial and technical matters.

Brands Hatch  
 Circuit Length = 2.6228 miles.  
 Start: 10:00 End: 10:20

Clerk of Course:	Stewards:	Timekeeper:
------------------	-----------	-------------

## BRDC Historic Sportscars inc Vredestein JEC XK Challenge

### PROVISIONAL RESULT - RACE 12

POS	NO	CL	DRIVER	NAT	CAR	TIME	LAPS	GAP	MPH	BEST
1	18	A	Gary PEARSON		Lister Jaguar	19:28.259	11		88.96	1:44.029
2	27	A	John HARPER		Cooper Monaco	19:29.953	11	1.694	88.83	1:44.418
3	21	A	Graeme DODD		Cooper Monaco	19:35.859	11	7.600	88.38	1:44.791
4	1	B	Philip WALKER		Lotus 11	20:02.953	11	34.694	86.39	1:47.305
5	54	B	Peter HORSMAN		Lotus 17	20:07.073	11	38.814	86.10	1:48.002
6	38	D	Jamie McINTYRE		Rejo Mk4	20:07.663	11	39.404	86.06	1:47.618
7	9	B	John CLARK		Lola Mk1	20:32.640	11	1:04.381	84.31	1:50.188
8	28	A	Shaun LYNN		Lister Jaguar	20:46.110	11	1:17.851	83.40	1:50.641
9	33	XKD	Nigel WEBB		Jaguar XK120	21:02.380	11	1:34.121	82.33	1:52.346
10	24	A	Andrew GARNER		Lister Jaguar	21:08.612	11	1:40.353	81.92	1:53.471
11	6	C	Benjamin EASTICK		Jaguar D-Type	21:08.910	11	1:40.651	81.90	1:53.839
12	36	B	Rupert WOOD		Widi Mk2	21:08.960	11	1:40.701	81.90	1:52.091
13	32	XKD	John CHISHOLM		Jaguar XK120	21:15.144	11	1:46.885	81.50	1:53.893
14	20	A	Anthony DITHERIDGE		Cooper Monaco	21:19.392	11	1:51.133	81.23	1:51.949
15	62	B	Malcolm PAUL		Elva Mk5	19:29.835	10	1 LAP	80.77	1:54.382
16	77	XKD	Brian ARCULUS		Jaguar XK120	19:51.032	10	1 LAP	79.33	1:55.926
17	23	Inv	Phil KEEN		Jaguar XK150	19:51.429	10	1 LAP	79.30	1:55.610
18	92	D	Jim WOODLEY		Lotus 17	19:52.051	10	1 LAP	79.26	1:57.170
19	91	A	Simon LLEWELLYN		Lotus 15	19:53.286	10	1 LAP	79.18	1:53.618
20	97	A	John PEARSON		Lister Jaguar	20:02.222	10	1 LAP	78.59	1:57.099
21	12	XKC	Grahame BULL		Jaguar XK150	20:05.408	10	1 LAP	78.38	1:58.488
22	5	XKD	Richard HACKETT		Jaguar XK120	20:09.290	10	1 LAP	78.13	1:57.761
23	80	XKC	Michael O'SHEA		Jaguar XK150S	20:21.448	10	1 LAP	77.35	1:59.412
24	2	XKC	Chris KEITH-LUCAS		Jaguar XK120	20:29.876	10	1 LAP	76.82	1:59.959
25	42	XKB	Geoff OTTLEY		Jaguar XK120	21:01.669	10	1 LAP	74.89	2:02.744
26	3	XKB	Nicholas WILKINS		Jaguar XK120	21:10.938	10	1 LAP	74.34	2:03.017
27	40	XKC	Claire KEITH-LUCAS		Jaguar XK150S	19:46.227	9	2 LAPS	71.69	2:08.958

#### NOT CLASSIFIED

7	A	Stephen GIBSON	Lister Jaguar	20:23.932	11	N.C.F.	84.91	1:47.841
16	XKC	John ROBERTS	Jaguar XK150	20:28.325	10	N.C.F.	76.92	2:00.191
31	XKA	Roger WOODBRIDGE	Jaguar XK120	20:25.570	9	N.C.F.	69.39	2:11.286
8	XKB	Kevin ZWOLINSKI	Jaguar XK140	18:58.961	9	D.N.F.	74.67	2:03.169
37	XKB	David KREMER	Jaguar XK150	18:59.403	9	D.N.F.	74.64	2:03.614
4	XKC	Trevor GROOM	Jaguar XK140	16:07.131	7	D.N.F.	68.41	2:00.483
29	XKC	Mark GIBBON	Jaguar XK120	4:16.275	2	D.N.F.	73.95	2:00.504
14	XKC	Colin YOULE	Jaguar XK120	5:02.782	2	D.N.F.	62.59	2:22.392

#### FASTEST LAP

18	A	Gary PEARSON	Lister Jaguar	1:44.029	2	90.76mph	146.07kph
1	B	Philip WALKER	Lotus 11	1:47.305	3	87.99mph	141.61kph
38	D	Jamie McINTYRE	Rejo Mk4	1:47.618	4	87.73mph	141.19kph
33	XKD	Nigel WEBB	Jaguar XK120	1:52.346	3	84.04mph	135.25kph
6	C	Benjamin EASTICK	Jaguar D-Type	1:53.839	6	82.94mph	133.48kph
23	Inv	Phil KEEN	Jaguar XK150	1:55.610	3	81.67mph	131.43kph
12	XKC	Grahame BULL	Jaguar XK150	1:58.488	4	79.68mph	128.24kph
42	XKB	Geoff OTTLEY	Jaguar XK120	2:02.744	2	76.92mph	123.79kph
31	XKA	Roger WOODBRIDGE	Jaguar XK120	2:11.286	3	71.92mph	115.74kph

Car No's 7, 16 & 31 not classified - Not running at Red Flag  
Weather : Sunny / Dry

Brands Hatch  
Circuit Length = 2.6228 miles.  
Start: 14:34 End: 14:56

Clerk of Course:	Stewards:	Timekeeper:

## BRDC Historic Sportscars inc Vredestein JEC XK Challenge LAP CHART FOR RACE 12

Lap 1			Lap 2			Lap 3			Lap 4			Lap 5		
No	Behind	Laptime	No	Behind	Laptime	No	Behind	Laptime	No	Behind	Laptime	No	Behind	Laptime
18		1:50.412	18		1:44.029	18		1:44.604	18		1:45.828	18		1:45.627
21	1.213	1:51.625	21	2.164	1:44.980	21	2.554	1:44.994	21	1.877	1:45.151	21	1.664	1:45.414
27	2.169	1:52.581	27	3.083	1:44.943	27	2.897	1:44.418	27	2.415	1:45.346	27	2.435	1:45.647
1	4.960	1:55.372	1	8.319	1:47.388	1	11.020	1:47.305	1	13.486	1:48.294	40	1 LAP	2:09.109
54	5.690	1:56.102	7	9.508	1:47.841	7	13.845	1:48.941	7	16.496	1:48.479	31	1 LAP	2:13.625
7	5.696	1:56.108	54	10.534	1:48.873	54	15.228	1:49.298	54	17.402	1:48.002	1	16.301	1:48.442
38	6.658	1:57.070	38	11.203	1:48.574	38	15.949	1:49.350	38	17.739	1:47.618	7	19.286	1:48.417
9	7.685	1:58.097	9	13.844	1:50.188	9	19.815	1:50.575	9	25.475	1:51.488	54	21.428	1:49.653
33	10.662	2:01.074	33	19.056	1:52.423	33	26.798	1:52.346	33	34.449	1:53.479	38	21.670	1:49.558
24	11.812	2:02.224	28	21.471	1:52.845	28	27.508	1:50.641	28	34.550	1:52.870	9	30.527	1:50.679
36	11.852	2:02.264	36	22.830	1:55.007	36	31.116	1:52.890	36	38.545	1:53.257	28	40.808	1:51.885
6	12.442	2:02.854	24	24.068	1:56.285	24	33.749	1:54.285	24	41.443	1:53.522	33	42.572	1:53.750
28	12.655	2:03.067	6	24.534	1:56.121	6	34.543	1:54.613	6	42.668	1:53.953	36	45.224	1:52.306
32	14.764	2:05.176	32	25.594	1:54.859	32	35.857	1:54.867	32	43.922	1:53.893	24	49.287	1:53.471
77	16.469	2:06.881	77	28.366	1:55.926	77	40.267	1:56.505	77	51.641	1:57.202	6	50.913	1:53.872
62	17.799	2:08.211	62	30.258	1:56.488	62	41.196	1:55.542	62	52.017	1:56.649	32	52.431	1:54.136
23	19.064	2:09.476	23	31.239	1:56.204	23	42.245	1:55.610	23	52.637	1:56.220	20	1:02.626	1:54.265
92	20.356	2:10.768	20	34.129	1:56.877	20	44.642	1:55.117	20	53.988	1:55.174	62	1:02.726	1:56.336
12	20.711	2:11.123	92	34.139	1:57.812	92	47.926	1:58.391	92	59.990	1:57.892	77	1:05.949	1:59.935
20	21.281	2:11.693	12	36.458	1:59.776	12	51.042	1:59.188	12	1:03.702	1:58.488	23	1:06.202	1:59.192
5	21.514	2:11.926	5	38.357	2:00.872	5	52.949	1:59.196	97	1:06.324	1:58.838	92	1:13.184	1:58.821
80	22.032	2:12.444	97	39.001	1:59.785	97	53.314	1:58.917	5	1:07.318	2:00.197	12	1:17.776	1:59.701
97	23.245	2:13.657	80	39.904	2:01.901	80	54.878	1:59.578	80	1:08.955	1:59.905	97	1:17.796	1:57.099
29	25.359	2:15.771	29	41.834	2:00.504	16	59.345	2:00.191	91	1:11.776	1:55.138	91	1:20.929	1:54.780
4	26.288	2:16.700	16	43.758	2:00.576	2	59.645	1:59.959	16	1:15.061	2:01.544	5	1:21.796	2:00.105
16	27.211	2:17.623	2	44.290	2:00.583	91	1:02.466	1:53.991	2	1:15.303	2:01.486	80	1:23.550	2:00.222
2	27.736	2:18.148	42	48.066	2:02.744	42	1:07.506	2:04.044	42	1:25.274	2:03.596	2	1:30.419	2:00.743
42	29.351	2:19.763	8	49.107	2:03.169	8	1:09.169	2:04.666	8	1:28.946	2:05.605	16	1:31.250	2:01.816
8	29.967	2:20.379	37	50.787	2:03.614	37	1:10.702	2:04.519	37	1:30.046	2:05.172	42	1:43.424	2:03.777
37	31.202	2:21.614	91	53.079	2:02.894	3	1:12.872	2:03.017	3	1:30.921	2:03.877			
14	31.980	2:22.392	3	54.459	2:05.906	4	1:18.693	2:01.063	4	1:33.348	2:00.483			
3	32.582	2:22.994	31	1:01.493	2:11.732	40	1:28.088	2:08.958						
31	33.790	2:24.202	4	1:02.234	2:19.975	31	1:28.175	2:11.286						
91	34.214	2:24.626	40	1:03.734	2:10.941									
40	36.822	2:27.234	14	1:28.341	2:40.390P									



# BRDC Historic Sportscars inc Vredestein JEC XK Challenge

## LAP CHART FOR RACE 12

(contd.)

Lap 6			Lap 7			Lap 8			Lap 9			Lap 10		
No	Behind	Laptime	No	Behind	Laptime	No	Behind	Laptime	No	Behind	Laptime	No	Behind	Laptime
18		1:46.029	18		1:45.006	18		1:46.594	18		1:46.870	18		1:46.633
21	0.426	1:44.791	16	1 LAP	2:00.462	21	1.917	1:47.191	27	2.296	1:46.366	27	2.098	1:46.435
8	1 LAP	2:04.135	21	1.320	1:45.900	27	2.800	1:46.452	92	1 LAP	1:58.316	21	5.199	1:49.299
27	2.174	1:45.768	27	2.942	1:45.774	5	1 LAP	1:59.991	21	2.533	1:47.486	77	1 LAP	2:00.546
4	1 LAP	2:01.706	42	1 LAP	2:05.467	80	1 LAP	2:01.635	91	1 LAP	1:59.031	23	1 LAP	2:00.418
37	1 LAP	2:06.053	8	1 LAP	2:04.849	2	1 LAP	2:01.645	97	1 LAP	2:00.642	92	1 LAP	1:57.170
3	1 LAP	2:05.410	4	1 LAP	2:03.668	16	1 LAP	2:01.313	12	1 LAP	1:59.049	91	1 LAP	1:56.680
1	20.133	1:49.861	37	1 LAP	2:04.345	1	26.984	1:49.231	4	2 LAPS	3:23.536P	97	1 LAP	1:58.623
7	22.226	1:48.969	1	24.347	1:49.220	7	28.437	1:49.707	5	1 LAP	1:58.928	12	1 LAP	1:58.949
54	24.062	1:48.663	3	1 LAP	2:05.500	54	31.092	1:49.703	80	1 LAP	2:01.281	31	2 LAPS	2:20.149
38	25.473	1:49.832	7	25.324	1:48.104	38	31.244	1:49.637	1	28.701	1:48.587	5	1 LAP	1:57.761
40	1 LAP	2:10.188	54	27.983	1:48.927	42	1 LAP	2:04.846	2	1 LAP	2:02.332	1	31.678	1:49.610
9	36.211	1:51.713	38	28.201	1:47.734	8	1 LAP	2:05.130	16	1 LAP	2:03.391	54	36.402	1:50.089
31	1 LAP	2:14.800	9	42.229	1:51.024	37	1 LAP	2:04.902	54	32.946	1:48.724	38	36.571	1:49.079
28	46.533	1:51.754	28	54.117	1:52.590	3	1 LAP	2:05.613	38	34.125	1:49.751	80	1 LAP	2:02.112
33	49.843	1:53.300	40	1 LAP	2:09.462	9	47.435	1:51.800	7	46.308	2:04.741	2	1 LAP	2:00.377
36	51.286	1:52.091	33	57.900	1:53.063	28	58.992	1:51.469	9	53.698	1:53.133	16	1 LAP	2:00.362
24	57.295	1:54.037	36	58.755	1:52.475	33	1:06.912	1:55.606	42	1 LAP	2:05.358	7	50.093	1:50.418
6	58.723	1:53.839	24	1:06.615	1:54.326	36	1:07.971	1:55.810	8	1 LAP	2:06.158	9	58.553	1:51.488
32	1:00.650	1:54.248	6	1:07.894	1:54.177	24	1:14.873	1:54.852	37	1 LAP	2:04.346	28	1:10.798	1:53.054
20	1:10.936	1:54.339	32	1:10.582	1:54.938	6	1:16.477	1:55.177	3	1 LAP	2:04.380	42	1 LAP	2:07.229
62	1:13.425	1:56.728	31	1 LAP	2:16.712	32	1:18.894	1:54.906	28	1:04.377	1:52.255	8	1 LAP	2:04.870
77	1:18.147	1:58.227	20	1:18.426	1:52.496	40	1 LAP	2:11.164	33	1:15.998	1:55.956	37	1 LAP	2:04.838
23	1:18.514	1:58.341	62	1:22.801	1:54.382	20	1:23.781	1:51.949	36	1:16.776	1:55.675	3	1 LAP	2:04.502
92	1:24.534	1:57.379	77	1:31.025	1:57.884	62	1:30.659	1:54.452	24	1:21.900	1:53.897	33	1:23.460	1:54.095
91	1:28.518	1:53.618	23	1:31.252	1:57.744	31	1 LAP	2:14.185	6	1:23.962	1:54.355	36	1:24.067	1:53.924
97	1:29.957	1:58.190	92	1:37.544	1:58.016	77	1:42.323	1:57.892	32	1:27.543	1:55.519	24	1:29.362	1:54.095
12	1:31.573	1:59.826	91	1:38.229	1:54.717	23	1:42.941	1:58.283	20	1:33.128	1:56.217	6	1:31.343	1:54.014
5	1:34.833	1:59.066	97	1:42.275	1:57.324				62	1:39.065	1:55.276	32	1:36.010	1:55.100
80	1:36.933	1:59.412	12	1:45.521	1:58.954				40	1 LAP	2:09.585	20	1:41.383	1:54.888
2	1:44.664	2:00.274												

Weather : Sunny / Dry

msttimina.com

Page 2 of 3

Brands Hatch

Circuit Length = 2.6228 miles.

Start: 14:34 End: 14:56

Printed - 15:09 Sunday, 04 June 2006

# BRDC Historic Sportscars inc Vredestein JEC XK Challenge

## LAP CHART FOR RACE 12

(contd.)

Lap 11			Lap 12			Lap 13			Lap 14			Lap 15		
No	Behind	Laptime	No	Behind	Laptime	No	Behind	Laptime	No	Behind	Laptime	No	Behind	Laptime
18		1:46.627												
62	1 LAP	1:55.771												
27	1.694	1:46.223												
21	7.600	1:49.028												
40	2 LAPS	2:09.586												
77	1 LAP	2:00.034												
23	1 LAP	1:59.941												
92	1 LAP	1:57.486												
91	1 LAP	1:57.811												
97	1 LAP	1:59.147												
1	34.694	1:49.643												
12	1 LAP	2:00.354												
54	38.814	1:49.039												
38	39.404	1:49.460												
5	1 LAP	2:01.248												
80	1 LAP	2:02.958												
7	55.673	1:52.207												
31	2 LAPS	2:18.879												
16	1 LAP	2:01.047												
2	1 LAP	2:04.329												
9	1:04.381	1:52.455												
28	1:17.851	1:53.680												
42	1 LAP	2:04.845												
33	1:34.121	1:57.288												
24	1:40.353	1:57.618												
6	1:40.651	1:55.935												
36	1:40.701	2:03.261												
3	1 LAP	2:09.739												
32	1:46.885	1:57.502												
20	1:51.133	1:56.377												

## Gentleman Drivers GTs and Sports Endurance QUALIFYING FOR RACE 15

POS	NO	CL	NAME	NAT	ENTRY	TIME	LAPS	GAP	MPH
1	83	C2	PHILLIPS/WILLIAMS		AC Cobra	1:46.448	15		88.70
2	33	C2	MINSHAW/MINSHAW		Jaguar E-Type	1:47.381	13	0.933	87.93
3	54	A2	HORSMAN/HULME		Lotus 17	1:48.214	13	1.766	87.25
4	4	C2	BENDALL/WYKEHAM		Bizzarini 5300GT	1:48.781	14	2.333	86.79
5	7	C2	CLARK/HADFIELD		Aston Martin P 214	1:48.922	12	2.474	86.68
6	45	C2	CLARK/SCHRYVER		Jaguar E-Type	1:49.329	14	2.881	86.36
7	32	C2	DRAYSON/STRETTON		Jaguar E-Type	1:49.651	15	3.203	86.11
8	128	C2	LYNN/KIVLOCHAN		AC Cobra Le Mans	1:49.756	14	3.308	86.02
9	36	A2	WOOD/McINTYRE		Widi Mk2	1:51.976	12	5.528	84.32
10	17	B2	WELCH/HADFIELD		Austin Healey 3000Mk1	1:52.319	14	5.871	84.06
11	16	C2	PRATT/EDWARDS		Jaguar E-Type	1:52.586	14	6.138	83.86
12	92	A2	WOODLEY/ROWLEY		Lotus 17	1:52.644	13	6.196	83.82
13	50	B2	SMITHIES/WOOLLEY		Austin Healey 100/6	1:52.887	14	6.439	83.64
14	73	B2	CLARKSON/WILLIAMS		Austin Healey 3000Mk1	1:53.612	15	7.164	83.10
15	119	C2	MALLARD/MALLINSON		Ford Shelby Mustang	1:54.521	15	8.073	82.44
16	77	C2	COOKE/TWYMAN		Chevrolet Corvette	1:54.586	14	8.138	82.40
17	24	C1	AYLETT/FARRELL		Tunex Diva GT	1:54.724	14	8.276	82.30
18	111	C2	FIELDEN/BRIDGES		Chevrolet Corvette	1:55.229	7	8.781	81.94
19	30	C2	BALLARD/YOUNG		Aston Martin DB4	1:55.401	14	8.953	81.82
20	6	C2	BETTS/RUSH		Ford Shelby Mustang	1:55.454	14	9.006	81.78
21	102	A2	TROUILLARD/TWYMAN		Lotus 11	1:55.470	14	9.022	81.77
22	64	B2	KNIGHT/KNIGHT		Austin Healey 3000	1:56.481	8	10.033	81.06
23	82	C1	PAUL/WELLS		Morgan Plus 4	1:57.226	15	10.778	80.54
24	68	A2	MILLIGAN/HUBBERT		HWM Jaguar	1:58.177	13	11.729	79.89
25	127	C1	SAUNDERS/PALMER		MGB Sebring	1:59.744	13	13.296	78.85
26	75	C1	SCOTTI/MULLEN		Alfa Romeo TZ1	2:00.211	14	13.763	78.54
27	28	B1	ASHLEY-BROWN/MORGAN		Lotus Elite	2:01.274	13	14.826	77.85
28	61	B2	ROGERS/WOOLLEY		Austin Healey 100/6	2:02.548	13	16.100	77.04
29	25	B1	BEALE/BEALE		Lotus Elite	2:03.804	14	17.356	76.26
30	81	C1	BEALE/PHILLIPS		MGB	2:03.927	12	17.479	76.19
31	89	C2	TOWNSEND/CONNOLLY		Daimler Dart	2:05.752	11	19.304	75.08
32	69	B1	WISEMAN/SAVAGE		Alfa Romeo Guilietta SZ	2:09.915	13	23.467	72.67
33	1	A2	WALKER/WRIGHT		Lotus 15	2:49.285	1	1:02.837	55.77

Car No 1 - 1 lap only  
Weather : Sunny / Dry

These results are provisional until the conclusion of any judicial and technical matters.

Brands Hatch  
Circuit Length = 2.6228 miles.  
Start: 10:27 End: 10:57

Clerk of Course:	Stewards:	Timekeeper:
------------------	-----------	-------------

## Gentleman Drivers GTs and Sports Endurance LAP ANALYSIS - QUALIFYING RACE 15

<b>1</b>	<b>WALKER/WRIGHT</b>	Lotus 15
1 - <b>2:49.285</b>		
<b>4</b>	<b>BENDALL/WYKEHAM</b>	Bizzarini 5300GT
1 - 2:54.229    6 - 1:51.492    11 - 1:50.307 2 - 1:57.088    7 - 3:27.756P    12 - 1:49.192 3 - 1:54.018    8 - 1:57.580    13 - 1:48.886 4 - 1:54.550    9 - 1:53.222    14 - <b>1:48.781</b> 5 - 1:51.694    10 - 1:49.895		
<b>6</b>	<b>BETTS/RUSH</b>	Ford Shelby Mustang
1 - 3:08.732    6 - 1:57.427    11 - 2:03.606 2 - 2:06.115    7 - 1:58.713    12 - 1:56.879 3 - 1:59.862    8 - 4:18.082P    13 - 1:56.208 4 - 1:59.989    9 - 2:08.137    14 - <b>1:55.454</b> 5 - 1:58.239    10 - 2:00.715		
<b>7</b>	<b>CLARK/HADFIELD</b>	Aston Martin P 214
1 - 3:02.859    6 - 2:02.121    11 - 1:50.727 2 - 1:58.033    7 - 1:51.347    12 - 1:51.264 3 - <b>1:48.922</b> 8 - 1:51.732 4 - 1:51.646    9 - 1:54.466 5 - 2:46.205P    10 - 1:51.616		
<b>16</b>	<b>PRATT/EDWARDS</b>	Jaguar E-Type
1 - 2:55.201    6 - 1:59.026    11 - 1:56.890 2 - 2:08.645    7 - 3:27.271P    12 - 1:54.796 3 - 2:02.339    8 - 2:06.693    13 - 1:52.645 4 - 2:00.689    9 - 1:56.341    14 - <b>1:52.586</b> 5 - 1:58.595    10 - 1:57.772		
<b>17</b>	<b>WELCH/HADFIELD</b>	Austin Healey 3000Mk1
1 - 3:32.527    6 - 2:02.311    11 - 1:53.478 2 - 1:55.923    7 - 1:54.455    12 - 1:52.686 3 - 1:54.329    8 - 1:58.546    13 - 1:52.841 4 - <b>1:52.319</b> 9 - 1:54.051    14 - 1:53.799 5 - 4:36.603P    10 - 1:53.739		
<b>24</b>	<b>AYLETT/FARRELL</b>	Tunex Diva GT
1 - 2:58.536    6 - <b>1:54.724</b> 11 - 2:05.602 2 - 2:03.330    7 - 3:59.691P    12 - 2:04.330 3 - 1:59.804    8 - 2:19.671    13 - 2:04.606 4 - 1:59.773    9 - 2:15.424    14 - 2:05.233 5 - 1:57.241    10 - 2:12.927		

Car No 1 - 1 lap only  
Weather : Sunny / Dry

## Gentleman Drivers GTs and Sports Endurance LAP ANALYSIS - QUALIFYING RACE 15

(contd.)

<b>25</b>	<b>BEALE/BEALE</b>	Lotus Elite
1 - 2:34.723	6 - 2:17.259	11 - 2:07.518
2 - 2:05.377	7 - 2:04.644	12 - 2:03.831
3 - 2:03.884	8 - 2:03.958	13 - 2:04.174
4 - 2:04.496	9 - 2:04.372	14 - 2:04.083
5 - 3:09.277P	10 - <b>2:03.804</b>	
<b>28</b>	<b>ASHLEY-BROWN/MORGAN</b>	Lotus Elite
1 - 2:33.359	6 - 4:27.862P	11 - 2:02.799
2 - 2:05.407	7 - 2:18.334	12 - <b>2:01.274</b>
3 - 2:03.508	8 - 2:08.854	13 - 2:02.188
4 - 2:05.530	9 - 2:05.838	
5 - 2:03.987	10 - 2:03.075	
<b>30</b>	<b>BALLARD/YOUNG</b>	Aston Martin DB4
1 - 3:34.053	6 - <b>1:55.401</b>	11 - 2:09.168
2 - 1:58.540	7 - 3:27.428P	12 - 2:06.918
3 - 1:55.991	8 - 2:27.451	13 - 2:04.124
4 - 1:55.818	9 - 2:16.323	14 - 2:02.558
5 - 1:56.315	10 - 2:05.622	
<b>32</b>	<b>DRAYSON/STRETTON</b>	Jaguar E-Type
1 - 2:58.446	6 - 1:53.644	11 - 1:50.889
2 - 2:02.516	7 - 2:49.157P	12 - 1:50.226
3 - 1:54.862	8 - 2:01.292	13 - <b>1:49.651</b>
4 - 1:53.444	9 - 1:52.764	14 - 1:50.373
5 - 1:55.459	10 - 1:54.019	15 - 1:49.713
<b>33</b>	<b>MINSHAW/MINSHAW</b>	Jaguar E-Type
1 - 2:14.705	6 - <b>1:47.381</b>	11 - 1:49.569
2 - 1:50.135	7 - 3:07.231P	12 - 1:48.223
3 - 1:52.004	8 - 1:58.175	13 - 3:32.294P
4 - 1:49.582	9 - 1:49.397	
5 - 1:48.851	10 - 1:51.801	
<b>36</b>	<b>WOOD/McINTYRE</b>	Widi Mk2
1 - 3:17.591	6 - 2:05.473	11 - 2:07.623
2 - 1:52.954	7 - 1:56.643	12 - 1:58.142
3 - 1:52.588	8 - 4:51.822P	
4 - <b>1:51.976</b>	9 - 2:03.921	
5 - 3:32.228P	10 - 3:41.544P	
<b>45</b>	<b>CLARK/SCHRYVER</b>	Jaguar E-Type
1 - 2:54.611	6 - 1:49.644	11 - 1:52.827
2 - 1:54.171	7 - <b>1:49.329</b>	12 - 1:51.759
3 - 1:51.340	8 - 1:49.602	13 - 1:51.053
4 - 1:49.369	9 - 3:16.774P	14 - 5:17.451P
5 - 1:49.987	10 - 2:15.483	

Car No 1 - 1 lap only  
Weather : Sunny / Dry

## Gentleman Drivers GTs and Sports Endurance LAP ANALYSIS - QUALIFYING RACE 15

(contd.)

<b>50</b>	<b>SMITHIES/WOOLLEY</b>	Austin Healey 100/6
1 - 3:34.761	6 - 3:10.648P	11 - 1:54.720
2 - 2:00.799	7 - 2:04.498	12 - 1:53.808
3 - 2:00.863	8 - 1:56.520	13 - <b>1:52.887</b>
4 - 2:01.100	9 - 1:54.433	14 - 1:53.868
5 - 1:59.208	10 - 1:54.201	
<b>54</b>	<b>HORSMAN/HULME</b>	Lotus 17
1 - 6:19.656P	6 - 1:50.633	11 - 1:52.548
2 - 1:58.266	7 - 1:48.316	12 - 1:53.186
3 - 1:49.109	8 - 3:11.141P	13 - 1:58.551
4 - <b>1:48.214</b>	9 - 2:04.276	
5 - 1:50.248	10 - 1:53.808	
<b>61</b>	<b>ROGERS/WOOLLEY</b>	Austin Healey 100/6
1 - 3:49.611	6 - 4:03.277P	11 - 2:03.412
2 - 2:16.997	7 - 2:13.855	12 - 2:03.007
3 - 2:16.751	8 - 2:09.547	13 - 2:02.702
4 - 2:17.660	9 - 2:05.146	
5 - 2:18.816	10 - <b>2:02.548</b>	
<b>64</b>	<b>KNIGHT/KNIGHT</b>	Austin Healey 3000
1 - 3:00.764	6 - 1:59.284	
2 - 2:04.649	7 - 1:57.679	
3 - 2:01.943	8 - 3:50.784P	
4 - 1:59.108		
5 - <b>1:56.481</b>		
<b>68</b>	<b>MILLIGAN/HUBBERT</b>	HWM Jaguar
1 - 3:51.968	6 - 2:03.616	11 - 1:59.276
2 - 2:12.441	7 - 3:48.256P	12 - <b>1:58.177</b>
3 - 2:08.236	8 - 2:17.651	13 - 1:59.236
4 - 2:06.793	9 - 2:02.106	
5 - 2:03.970	10 - 2:02.102	
<b>69</b>	<b>WISEMAN/SAVAGE</b>	Alfa Romeo Guilietta SZ
1 - 3:14.722	6 - 2:14.854	11 - 2:10.364
2 - 2:17.791	7 - 2:14.429	12 - <b>2:09.915</b>
3 - 2:14.877	8 - 3:14.537P	13 - 2:10.172
4 - 2:17.583	9 - 2:17.975	
5 - 2:15.522	10 - 2:10.494	
<b>73</b>	<b>CLARKSON/WILLIAMS</b>	Austin Healey 3000Mkl
1 - 2:50.256	6 - 1:56.603	11 - 1:54.156
2 - 1:57.693	7 - 3:11.944P	12 - 1:55.597
3 - 1:56.507	8 - 2:02.246	13 - <b>1:53.612</b>
4 - 1:56.450	9 - 1:59.751	14 - 1:56.705
5 - 1:56.403	10 - 1:53.926	15 - 1:55.126

Car No 1 - 1 lap only  
Weather : Sunny / Dry

## Gentleman Drivers GTs and Sports Endurance LAP ANALYSIS - QUALIFYING RACE 15

(contd.)

<b>75</b>	<b>SCOTTI/MULLEN</b>	Alfa Romeo TZ1
1 - 3:34.860	6 - 2:03.648	11 - 2:04.687
2 - 2:05.798	7 - 2:02.436	12 - 2:03.705
3 - 2:04.756	8 - 2:47.578P	13 - 2:05.902
4 - 2:01.354	9 - 2:20.862	14 - <b>2:00.211</b>
5 - 2:00.581	10 - 2:08.371	
<b>77</b>	<b>COOKE/TWYMAN</b>	Chevrolet Corvette
1 - 2:56.437	6 - 1:56.156	11 - 1:58.379
2 - 2:03.785	7 - 3:05.818P	12 - 1:56.776
3 - 2:00.264	8 - 2:11.346	13 - <b>1:54.586</b>
4 - 1:59.371	9 - 2:01.595	14 - 1:56.008
5 - 2:00.216	10 - 1:59.530	
<b>81</b>	<b>BEALE/PHILLIPS</b>	MGB
1 - 2:54.960	6 - 2:08.091	11 - 2:08.760
2 - 2:19.777	7 - 2:06.236	12 - <b>2:03.927</b>
3 - 2:13.332	8 - 3:13.389P	
4 - 2:13.373	9 - 2:10.432	
5 - 2:10.131	10 - 2:05.132	
<b>82</b>	<b>PAUL/WELLS</b>	Morgan Plus 4
1 - 2:20.168	6 - 1:59.638	11 - 1:57.938
2 - 1:58.950	7 - 2:01.133	12 - 1:59.396
3 - 1:59.174	8 - 3:09.125P	13 - 1:57.581
4 - 2:00.157	9 - 2:15.226	14 - <b>1:57.226</b>
5 - 2:01.426	10 - 2:00.583	15 - 1:57.628
<b>83</b>	<b>PHILLIPS/WILLIAMS</b>	AC Cobra
1 - 2:48.786	6 - 1:53.756	11 - 1:47.376
2 - 2:00.594	7 - 1:54.558	12 - <b>1:46.448</b>
3 - 1:55.453	8 - 3:06.402P	13 - 1:47.047
4 - 1:56.113	9 - 1:55.446	14 - 1:47.395
5 - 1:55.325	10 - 1:49.653	15 - 1:50.655
<b>89</b>	<b>TOWNSEND/CONNOLLY</b>	Daimler Dart
1 - 3:16.173	6 - 2:07.623	11 - <b>2:05.752</b>
2 - 2:14.894	7 - 2:06.956	
3 - 2:14.065	8 - 2:07.680	
4 - 3:40.067P	9 - 2:06.015	
5 - 2:20.759	10 - 2:07.152	
<b>92</b>	<b>WOODLEY/ROWLEY</b>	Lotus 17
1 - 4:19.308	6 - 5:02.948P	11 - 1:58.860
2 - 1:54.290	7 - 2:15.884	12 - 1:57.099
3 - 1:55.762	8 - 2:02.283	13 - 1:57.652
4 - 1:53.789	9 - 1:59.440	
5 - <b>1:52.644</b>	10 - 1:58.929	

Car No 1 - 1 lap only  
Weather : Sunny / Dry

## Gentleman Drivers GTs and Sports Endurance LAP ANALYSIS - QUALIFYING RACE 15

(contd.)

<b>102</b>	<b>TROUILLARD/TWYMAN</b>	Lotus 11
1 - 3:09.051	6 - 3:55.065P	11 - 2:00.226
2 - 2:03.260	7 - 2:15.115	12 - 1:57.266
3 - 1:58.958	8 - 2:08.580	13 - <b>1:55.470</b>
4 - 1:58.723	9 - 2:00.571	14 - 1:56.357
5 - 2:19.622	10 - 1:57.325	
<b>111</b>	<b>FIELDEN/BRIDGES</b>	Chevrolet Corvette
1 - 2:25.574	6 - 1:56.220	
2 - 1:56.847	7 - 4:15.883P	
3 - 1:55.831		
4 - <b>1:55.229</b>		
5 - 1:57.162		
<b>119</b>	<b>MALLARD/MALLINSON</b>	Ford Shelby Mustang
1 - 3:01.049	6 - 1:54.998	11 - 1:56.259
2 - 2:03.229	7 - 3:11.759P	12 - 1:55.615
3 - 1:58.261	8 - 2:10.482	13 - 1:54.925
4 - 1:58.754	9 - 2:00.855	14 - <b>1:54.521</b>
5 - 1:55.946	10 - 1:56.834	15 - 1:54.599
<b>127</b>	<b>SAUNDERS/PALMER</b>	MGB Sebring
1 - 2:56.591	6 - 2:12.111	11 - 2:00.363
2 - 2:11.546	7 - 2:00.456	12 - 2:00.297
3 - 2:05.863	8 - 2:02.321	13 - <b>1:59.744</b>
4 - 2:05.317	9 - 2:01.963	
5 - 3:20.366P	10 - 2:00.417	
<b>128</b>	<b>LYNN/KIVLOCHAN</b>	AC Cobra Le Mans
1 - 3:48.431	6 - 1:59.169	11 - 2:07.670
2 - 2:05.417	7 - 1:57.361	12 - 1:51.575
3 - 2:01.669	8 - 1:54.309	13 - 1:52.320
4 - 1:59.859	9 - 2:01.263	14 - <b>1:49.756</b>
5 - 1:56.117	10 - 3:42.671P	



# Gentleman Drivers GTs and Sports Endurance

## GRID FOR RACE 15

ROW 17	1	WALKER/WRIGHT	
ROW 16	89	TOWNSEND/CONNOLEY	69 WISEMAN/SAVAGE
ROW 15	25	BEALE/BEALE	81 BEALE/PHILLIPS
ROW 14	28	ASHLEY-BROWN/MORGAN	61 ROGERS/WOOLLEY
ROW 13	127	SAUNDERS/PALMER	75 SCOTTI/MULLEN
ROW 12	82	PAUL/WELLS	68 MILLIGAN/HUBBERT
ROW 11	102	TROUILLARD/TWYMAN	64 KNIGHT/KNIGHT
ROW 10	30	BALLARD/YOUNG	6 BETTS/RUSH
ROW 9	24	AYLETT/FARRELL	111 FIELDEN/BRIDGES
ROW 8	119	MALLARD/MALLINSON	77 COOKE/TWYMAN
ROW 7	50	SMITHIES/WOOLLEY	73 CLARKSON/WILLIAMS
ROW 6	16	PRATT/EDWARDS	92 WOODLEY/ROWLEY
ROW 5	36	WOOD/McINTYRE	17 WELCH/HADFIELD
ROW 4	32	DRAYSON/STRETTON	128 LYNN/KIVLOCHAN
ROW 3	7	CLARK/HADFIELD	45 CLARK/SCHRYVER
ROW 2	54	HORSMAN/HULME	4 BENDALL/WYKEHAM
ROW 1	83	PHILLIPS/WILLIAMS	33 MINSHAW/MINSHAW
<b>POLE</b>			

Car No 1 - 1 lap only  
Weather : Sunny / Dry

These results are provisional until the conclusion of any judicial and technical matters.

Brands Hatch  
Circuit Length = 2.6228 miles.  
Start: 10:27 End: 10:57

Clerk of Course:	Stewards:	Timekeeper:
------------------	-----------	-------------

## Gentleman Drivers GTs and Sports Endurance PROVISIONAL RESULT - RACE 15

POS	NO	CL	NAME	NAT	ENTRY	TIME	LAPS	GAP	MPH	BEST
1	33	C2	MINSHAW/MINSHAW		Jaguar E-Type	1:16:52.548	41		83.94	1:47.749
2	1	INV	WALKER/WRIGHT		Lotus 15	1:16:56.944	41	4.396	83.86	1:47.313
3	7	C2	CLARK/HADFIELD		Aston Martin P 214	1:17:05.568	41	13.020	83.70	1:48.424
4	54	A2	HORSMAN/HULME		Lotus 17	1:17:06.367	41	13.819	83.69	1:48.694
5	45	C2	CLARK/SCHRYVER		Jaguar E-Type	1:17:37.390	41	44.842	83.13	1:50.045
6	83	C2	PHILLIPS/WILLIAMS		AC Cobra	1:18:18.469	41	1:25.921	82.40	1:47.453
7	4	C2	BENDALL/WYKEHAM		Bizzarini 5300GT	1:18:37.056	41	1:44.508	82.08	1:49.887
8	128	C2	LYNN/KIVLOCHAN		AC Cobra Le Mans	1:17:01.621	40	1 LAP	81.73	1:50.048
9	17	B2	WELCH/HADFIELD		Austin Healey 3000Mk1	1:17:49.261	40	1 LAP	80.90	1:53.305
10	119	C2	MALLARD/MALLINSON		Ford Shelby Mustang	1:16:52.648	39	2 LAPS	79.84	1:54.770
11	77	C2	COOKE/TWYMAN		Chevrolet Corvette	1:17:17.519	39	2 LAPS	79.42	1:55.300
12	16	C2	PRATT/EDWARDS		Jaguar E-Type	1:17:25.375	39	2 LAPS	79.28	1:52.792
13	50	B2	SMITHIES/WOOLLEY		Austin Healey 100/6	1:17:25.415	39	2 LAPS	79.28	1:54.334
14	111	C2	FIELDEN/BRIDGES		Chevrolet Corvette	1:17:59.153	39	2 LAPS	78.71	1:54.884
15	102	A2	TROUILLARD/TWYMAN		Lotus 11	1:18:45.086	39	2 LAPS	77.94	1:55.922
16	36	A2	WOOD/McINTYRE		Widi Mk2	1:14:26.253	38	3 LAPS	80.35	1:52.147
17	82	C1	PAUL/WELLS		Morgan Plus 4	1:17:36.334	38	3 LAPS	77.07	1:59.091
18	24	C1	AYLETT/FARRELL		Tunex Diva GT	1:18:08.037	38	3 LAPS	76.55	1:55.505
19	6	C2	BETTS/RUSH		Ford Shelby Mustang	1:17:04.453	37	4 LAPS	75.56	1:59.002
20	127	C1	SAUNDERS/PALMER		MGB Sebring	1:17:22.103	37	4 LAPS	75.27	1:59.138
21	25	B1	BEALE/BEALE		Lotus Elite	1:17:51.862	37	4 LAPS	74.79	1:59.636
22	28	B1	ASHLEY-BROWN/MORGAN		Lotus Elite	1:18:12.363	37	4 LAPS	74.46	1:58.238
23	81	C1	BEALE/PHILLIPS		MGB	1:18:02.896	36	5 LAPS	72.60	2:03.103
24	61	B2	ROGERS/WOOLLEY		Austin Healey 100/6	1:18:53.798	35	6 LAPS	69.82	2:03.048
25	73	B2	CLARKSON/WILLIAMS		Austin Healey 3000Mk1	1:07:48.081	34	7 LAPS	78.93	1:54.983
26	30	C2	BALLARD/YOUNG		Aston Martin DB4	1:18:07.396	34	7 LAPS	68.50	1:56.627

### NOT CLASSIFIED

32	C2	DRAYSON/STRETTON	Jaguar E-Type	44:21.317	18	D.N.F.	63.88	1:51.191
92	A2	WOODLEY/ROWLEY	Lotus 17	33:20.953	17	D.N.F.	80.25	1:55.259
68	A2	MILLIGAN/HUBBERT	HWM Jaguar	26:14.151	13	D.N.F.	78.02	1:58.562
69	B1	WISEMAN/SAVAGE	Alfa Romeo Guilietta SZ	31:53.156	5	D.N.F.	24.71	2:14.757
89	B2	TOWNSEND/CONNOLLY	Daimler Dart	9:04.918	4	D.N.F.	69.43	2:11.578
75	C1	SCOTTI/MULLEN	Alfa Romeo TZ1		0	D.N.F.	N/A	

### FASTEST LAP

1	INV	WALKER/WRIGHT	Lotus 15	1:47.313	40	87.98mph	141.60kph
83	C2	PHILLIPS/WILLIAMS	AC Cobra	1:47.453	2	87.87mph	141.41kph
54	A2	HORSMAN/HULME	Lotus 17	1:48.694	18	86.86mph	139.80kph
17	B2	WELCH/HADFIELD	Austin Healey 3000Mk1	1:53.305	4	83.33mph	134.11kph
24	C1	AYLETT/FARRELL	Tunex Diva GT	1:55.505	6	81.74mph	131.55kph
28	B1	ASHLEY-BROWN/MORGAN	Lotus Elite	1:58.238	7	79.85mph	128.51kph

Weather : Bright / Dry

These results are provisional until the conclusion of any judicial and technical matters.

Brands Hatch

Circuit Length = 2.6228 miles.

Start: 16:52 End: 18:09

Clerk of Course:	Stewards:	Timekeeper:
------------------	-----------	-------------

## Gentleman Drivers GTs and Sports Endurance

### LAP CHART FOR RACE 15

Lap 1			Lap 2			Lap 3			Lap 4			Lap 5		
No	Behind	Laptime	No	Behind	Laptime	No	Behind	Laptime	No	Behind	Laptime	No	Behind	Laptime
83		1:49.387	83		1:47.453	83		1:47.617	83		1:47.775	83		1:47.821
33	0.329	1:49.716	33	0.806	1:47.930	33	1.447	1:48.258	33	1.421	1:47.749	33	1.595	1:47.995
7	2.403	1:51.790	7	3.896	1:48.946	54	6.845	1:49.507	54	8.565	1:49.495	89	1 LAP	2:11.578
54	3.087	1:52.474	54	4.955	1:49.321	4	10.600	1:51.923	7	14.863	1:50.414	81	1 LAP	2:11.912
4	3.860	1:53.247	4	6.294	1:49.887	7	12.224	1:55.945	4	15.200	1:52.375	54	11.367	1:50.623
45	6.520	1:55.907	45	12.292	1:53.225	45	17.457	1:52.782	45	21.797	1:52.115	7	16.826	1:49.784
17	7.546	1:56.933	17	13.663	1:53.570	17	19.413	1:53.367	17	24.943	1:53.305	4	19.557	1:52.178
32	9.491	1:58.878	36	14.741	1:52.147	36	20.195	1:53.071	36	25.462	1:53.042	45	27.482	1:53.506
36	10.047	1:59.434	32	16.632	1:54.594	32	21.214	1:52.199	32	25.908	1:52.469	61	1 LAP	2:21.802
92	11.975	2:01.362	92	21.613	1:57.091	92	32.293	1:58.297	77	42.405	1:57.551	69	1 LAP	2:20.329
77	14.214	2:03.601	77	23.554	1:56.793	77	32.629	1:56.692	1	43.296	1:52.801	17	30.717	1:53.595
119	14.748	2:04.135	119	23.989	1:56.694	119	33.149	1:56.777	119	43.307	1:57.933	32	31.017	1:52.930
73	16.188	2:05.575	73	26.505	1:57.770	73	36.082	1:57.194	92	44.481	1:59.963	36	32.995	1:55.354
30	19.607	2:08.994	111	29.838	1:56.719	111	37.764	1:55.543	73	46.443	1:58.136	1	45.286	1:49.811
16	20.532	2:09.919	30	29.869	1:57.715	1	38.270	1:52.004	111	46.862	1:56.873	77	52.362	1:57.778
111	20.572	2:09.959	50	33.417	1:59.699	50	45.670	1:59.870	50	57.153	1:59.258	119	53.174	1:57.688
50	21.171	2:10.558	1	33.883	1:54.502	82	47.985	1:59.152	24	57.766	1:57.050	92	54.490	1:57.830
82	22.822	2:12.209	16	35.387	2:02.308	24	48.491	1:58.986	128	59.745	1:57.866	111	55.543	1:56.502
24	23.214	2:12.601	82	36.450	2:01.081	128	49.654	1:58.653	82	59.901	1:59.691	73	58.078	1:59.456
6	24.611	2:13.998	24	37.122	2:01.361	16	51.698	2:03.928	16	1:04.565	2:00.642	24	1:07.501	1:57.556
128	25.692	2:15.079	128	38.618	2:00.379	6	54.802	2:01.637	6	1:07.585	2:00.558	50	1:08.977	1:59.645
68	26.563	2:15.950	6	40.782	2:03.624	68	55.528	2:01.650	68	1:07.804	2:00.051	128	1:09.084	1:57.160
1	26.834	2:16.221	68	41.495	2:02.385	102	57.443	2:01.966	102	1:09.721	2:00.053	82	1:11.202	1:59.122
102	27.359	2:16.746	102	43.094	2:03.188	28	1:00.067	2:00.475	28	1:13.640	2:01.348	16	1:16.822	2:00.078
127	29.545	2:18.932	28	47.209	2:04.779	25	1:05.881	2:05.165	25	1:20.167	2:02.061	68	1:18.623	1:58.640
28	29.883	2:19.270	127	47.916	2:05.824	127	1:06.803	2:06.504	127	1:22.648	2:03.620	6	1:20.396	2:00.632
25	31.025	2:20.412	25	48.333	2:04.761	89	1:28.883	2:11.591				102	1:22.775	2:00.875
89	40.086	2:29.473	89	1:04.909	2:12.276	81	1:29.294	2:11.441				28	1:26.157	2:00.338
81	40.451	2:29.838	81	1:05.470	2:12.472	61	1:41.938	2:15.235				25	1:34.696	2:02.350
61	44.981	2:34.368	61	1:14.320	2:16.792	30	1:44.527	3:02.275P				127	1:38.534	2:03.707
69	46.164	2:35.551	69	1:16.619	2:17.908	69	1:43.759	2:14.757						

# Gentleman Drivers GTs and Sports Endurance LAP CHART FOR RACE 15

(contd.)

Lap 6			Lap 7			Lap 8			Lap 9			Lap 10		
No	Behind	Laptime	No	Behind	Laptime	No	Behind	Laptime	No	Behind	Laptime	No	Behind	Laptime
83		1:47.767	83		1:48.283	83		1:48.096	83		1:49.806	83		1:48.490
33	2.392	1:48.564	33	2.492	1:48.383	33	3.138	1:48.742	68	1 LAP	2:00.310	33	5.136	1:49.524
54	13.637	1:50.037	25	1 LAP	2:03.921	32	1 LAP	3:08.220P	33	4.102	1:50.770	50	1 LAP	1:59.551
7	17.957	1:48.898	30	3 LAPS	5:30.652P	54	16.709	1:49.729	16	1 LAP	2:00.792	82	1 LAP	1:59.091
4	23.640	1:51.850	127	1 LAP	2:02.991	25	1 LAP	2:03.831	6	1 LAP	2:01.475	68	1 LAP	1:58.653
81	1 LAP	2:12.178	54	15.076	1:49.722	7	19.923	1:49.881	102	1 LAP	2:02.455	16	1 LAP	1:58.241
45	32.501	1:52.786	7	18.138	1:48.464	30	3 LAPS	2:04.973	28	1 LAP	2:01.613	6	1 LAP	1:59.002
32	37.712	1:54.462	4	26.501	1:51.144	127	1 LAP	2:07.643	61	2 LAPS	2:19.213	54	17.368	1:49.643
17	38.182	1:55.232	45	36.507	1:52.289	4	29.045	1:50.640	54	16.215	1:49.312	102	1 LAP	1:59.520
36	40.086	1:54.858	17	44.773	1:54.874	45	40.007	1:51.596	7	19.369	1:49.252	7	20.483	1:49.604
1	48.194	1:50.675	36	45.583	1:53.780	1	49.740	1:49.115	32	1 LAP	2:01.100	28	1 LAP	2:00.275
61	1 LAP	2:16.871	1	48.721	1:48.810	36	49.885	1:52.398	30	3 LAPS	1:58.498	32	1 LAP	1:52.419
77	1:01.606	1:57.011	81	1 LAP	2:11.331	17	51.753	1:55.076	4	31.632	1:52.393	4	36.304	1:53.162
119	1:02.098	1:56.691	77	1:10.607	1:57.284	81	1 LAP	2:08.367	25	1 LAP	2:04.600	30	3 LAPS	1:58.321
92	1:03.492	1:56.769	119	1:11.033	1:57.218	77	1:19.474	1:56.963	127	1 LAP	2:04.913	61	2 LAPS	2:16.340
111	1:03.987	1:56.211	111	1:12.763	1:57.059	119	1:19.776	1:56.839	45	42.540	1:52.339	45	45.558	1:51.508
73	1:08.010	1:57.699	92	1:12.764	1:57.555	111	1:20.324	1:55.657	1	47.987	1:48.053	25	1 LAP	2:02.930
24	1:15.239	1:55.505	73	1:17.822	1:58.095	92	1:21.772	1:57.104	36	52.495	1:52.416	1	47.643	1:48.146
128	1:19.058	1:57.741	24	1:22.596	1:55.640	73	1:27.994	1:58.268	17	56.127	1:54.180	36	56.658	1:52.653
50	1:22.750	2:01.540	128	1:28.612	1:57.837	24	1:30.145	1:55.645	77	1:27.089	1:57.421	127	1 LAP	2:05.400
82	1:23.167	1:59.732	61	1 LAP	2:21.233	128	1:36.933	1:56.417	119	1:27.814	1:57.844	17	1:02.187	1:54.550
16	1:29.492	2:00.437	50	1:34.007	1:59.540	50	1:45.228	1:59.317	111	1:28.021	1:57.503	77	1:34.347	1:55.748
68	1:29.878	1:59.022	82	1:34.702	1:59.818	82	1:46.008	1:59.402	92	1:29.307	1:57.341	119	1:34.683	1:55.359
6	1:31.916	1:59.287	68	1:40.157	1:58.562				81	1 LAP	2:10.563	111	1:35.168	1:55.637
102	1:33.603	1:58.595	16	1:41.360	2:00.151				73	1:35.834	1:57.646	92	1:36.076	1:55.259
28	1:37.702	1:59.312	6	1:43.042	1:59.409				24	1:36.387	1:56.048	73	1:44.947	1:57.603
			102	1:44.039	1:58.719				128	1:42.433	1:55.306	24	1:45.496	1:57.599
			28	1:47.657	1:58.238									

## Gentleman Drivers GTs and Sports Endurance LAP CHART FOR RACE 15

(contd.)

Lap 11			Lap 12			Lap 13			Lap 14			Lap 15		
No	Behind	Laptime	No	Behind	Laptime	No	Behind	Laptime	No	Behind	Laptime	No	Behind	Laptime
83		1:48.864	83		1:48.563	83		1:50.192	83		1:48.710	83		1:48.715
128	1 LAP	1:55.849	73	1 LAP	1:57.434	111	1 LAP	1:57.074	77	1 LAP	1:55.353	33	7.930	1:49.924
33	5.835	1:49.563	24	1 LAP	1:57.621	92	1 LAP	1:57.931	33	6.721	1:50.132	127	2 LAPS	2:04.217
81	2 LAPS	2:10.502	33	6.041	1:48.769	33	5.299	1:49.450	119	1 LAP	1:55.602	77	1 LAP	1:56.002
50	1 LAP	1:58.717	128	1 LAP	1:56.032	73	1 LAP	1:58.424	111	1 LAP	1:56.828	119	1 LAP	1:56.927
82	1 LAP	1:59.565	54	19.267	1:49.865	24	1 LAP	1:58.853	92	1 LAP	1:56.856	111	1 LAP	1:55.353
54	17.965	1:49.461	7	23.563	1:49.294	128	1 LAP	1:56.549	61	3 LAPS	2:18.316	92	1 LAP	1:58.030
68	1 LAP	1:58.644	81	2 LAPS	2:07.602	54	18.593	1:49.518	54	21.921	1:52.038	54	22.608	1:49.402
7	22.832	1:51.213	50	1 LAP	1:59.788	7	22.181	1:48.810	73	1 LAP	1:58.841	7	23.028	1:48.424
16	1 LAP	1:59.330	82	1 LAP	1:59.416	50	1 LAP	1:58.673	7	23.319	1:49.848	73	1 LAP	1:57.875
6	1 LAP	2:00.379	68	1 LAP	1:59.897	82	1 LAP	2:00.285	128	1 LAP	1:59.010	24	1 LAP	1:57.668
32	1 LAP	1:53.618	32	1 LAP	1:53.755	32	1 LAP	1:54.003	24	1 LAP	2:00.585	61	3 LAPS	2:20.073
102	1 LAP	2:00.628	16	1 LAP	1:59.746	68	1 LAP	2:00.610	50	1 LAP	2:00.099	1	50.508	1:49.795
28	1 LAP	1:59.245	6	1 LAP	1:59.948	4	45.231	1:52.789	4	48.664	1:52.143	4	53.393	1:53.444
4	38.840	1:51.400	102	1 LAP	1:58.045	16	1 LAP	2:01.296	1	49.428	1:50.451	32	2 LAPS	3:56.060P
1	46.534	1:47.755	4	42.634	1:52.357	1	47.687	1:50.881	82	1 LAP	2:00.400	50	1 LAP	1:59.948
30	3 LAPS	1:56.627	28	1 LAP	2:00.821	81	2 LAPS	2:12.449	68	1 LAP	1:59.777	82	1 LAP	1:59.955
45	49.458	1:52.764	1	46.998	1:49.027	6	1 LAP	2:01.016	16	1 LAP	1:58.678	45	1:04.602	1:53.070
36	1:01.598	1:53.804	45	54.067	1:53.172	102	1 LAP	2:00.684	102	1 LAP	1:56.869	16	1 LAP	1:59.904
25	1 LAP	2:04.621	30	3 LAPS	1:57.852	28	1 LAP	1:59.247	45	1:00.247	1:53.695	102	1 LAP	1:57.490
17	1:08.036	1:54.713	36	1:06.680	1:53.645	45	55.262	1:51.387	6	1 LAP	2:02.171	6	1 LAP	2:00.001
61	2 LAPS	2:18.520	17	1:15.931	1:56.458	30	3 LAPS	1:57.288	28	1 LAP	2:00.506	28	1 LAP	1:59.111
127	1 LAP	2:03.928	25	1 LAP	2:03.432	36	1:09.615	1:53.127	81	2 LAPS	2:10.024	36	1:18.526	1:52.904
77	1:41.670	1:56.187	127	1 LAP	2:04.290	17	1:20.477	1:54.738	30	3 LAPS	1:57.535	30	3 LAPS	1:58.034
119	1:42.076	1:56.257	61	2 LAPS	2:12.646	25	1 LAP	2:02.980	36	1:14.337	1:53.432	128	1 LAP	2:48.415P
111	1:42.239	1:55.935	77	1:49.706	1:56.599	127	1 LAP	2:04.351	17	1:26.045	1:54.278	81	2 LAPS	2:09.561
92	1:43.610	1:56.398	119	1:50.119	1:56.606				25	1 LAP	2:02.503	17	1:32.304	1:54.974

Weather : Bright / Dry

msttimina.com

Page 3 of 9

Brands Hatch

Circuit Length = 2.6228 miles.

Start: 16:52 End: 18:09

Printed - 18:14 Sunday, 04 June 2006

# Gentleman Drivers GTs and Sports Endurance

## LAP CHART FOR RACE 15

(contd.)

Lap 16			Lap 17			Lap 18			Lap 19			Lap 20		
No	Behind	Laptime	No	Behind	Laptime	No	Behind	Laptime	No	Behind	Laptime	No	Behind	Laptime
83		1:48.587	83		1:48.466	83		1:48.489	83		1:49.435	33		1:49.970
33	8.700	1:49.357	81	3 LAPS	2:09.195	33	10.608	1:49.410	17	1 LAP	1:55.527	6	2 LAPS	2:01.336
25	2 LAPS	2:01.690	33	9.687	1:49.453	50	2 LAPS	2:46.552P	28	3 LAPS	4:01.916P	25	3 LAPS	2:19.548
77	1 LAP	1:56.186	25	2 LAPS	2:01.490	81	3 LAPS	2:07.661	6	2 LAPS	2:03.554	7	15.033	1:49.019
119	1 LAP	1:56.166	7	26.105	1:50.177	7	26.800	1:49.184	33	10.235	1:49.062	54	16.257	1:48.984
111	1 LAP	1:57.610	54	27.848	1:51.775	54	28.053	1:48.694	61	4 LAPS	2:14.015	28	3 LAPS	2:16.518
7	24.394	1:49.953	77	1 LAP	1:56.646	77	1 LAP	1:55.959	7	26.219	1:48.854	32	6 LAPS	8:40.601P
54	24.539	1:50.518	119	1 LAP	1:56.428	111	1 LAP	1:55.594	54	27.478	1:48.860	50	2 LAPS	1:56.378
127	2 LAPS	2:07.111	111	1 LAP	1:54.981	119	1 LAP	1:55.955	50	2 LAPS	2:02.176	61	4 LAPS	2:14.182
92	1 LAP	1:57.002	92	1 LAP	1:57.678	92	1 LAP	1:58.487	81	3 LAPS	2:08.876	77	1 LAP	1:55.300
73	1 LAP	1:57.749	127	2 LAPS	2:05.368	1	54.090	1:50.058	77	1 LAP	1:55.893	111	1 LAP	1:55.347
24	1 LAP	1:56.301	73	1 LAP	1:58.068	24	1 LAP	1:57.334	111	1 LAP	1:54.884	1	43.235	1:49.397
1	52.268	1:50.347	24	1 LAP	1:57.300	127	2 LAPS	2:06.197	119	1 LAP	1:55.679	119	1 LAP	1:59.292
4	57.029	1:52.223	1	52.521	1:48.719	73	1 LAP	1:59.759	1	54.043	1:49.388	82	2 LAPS	2:55.624P
45	1:08.604	1:52.589	4	1:00.346	1:51.783	4	1:03.558	1:51.701	24	1 LAP	1:56.511	81	3 LAPS	2:09.444
50	1 LAP	1:59.778	69	12 LAPS	22:24.611P	45	1:15.866	1:52.177	73	1 LAP	1:58.371	24	1 LAP	1:56.984
82	1 LAP	2:01.249	45	1:12.178	1:52.040	102	1 LAP	1:56.865	45	1:18.420	1:51.989	45	1:10.325	1:52.110
61	3 LAPS	2:21.595	102	1 LAP	1:56.883	25	2 LAPS	3:02.413P	127	2 LAPS	2:06.638	127	2 LAPS	2:04.786
102	1 LAP	1:58.030	82	1 LAP	2:00.663	36	1:38.248	1:54.940	36	1:43.608	1:54.795	36	1:36.352	1:52.949
16	1 LAP	2:01.268	16	1 LAP	1:59.219	82	1 LAP	2:01.346	102	1 LAP	1:59.793	83	1:43.158	3:43.363P
36	1:23.872	1:53.933	36	1:31.797	1:56.391	16	1 LAP	1:59.036	128	1 LAP	1:53.140	128	1 LAP	1:53.419
6	1 LAP	1:59.691	6	1 LAP	1:59.768	128	1 LAP	1:52.546	16	1 LAP	2:01.345	102	1 LAP	1:59.068
28	1 LAP	2:00.322	30	3 LAPS	1:57.487	30	3 LAPS	1:57.220	30	3 LAPS	1:57.466			
30	3 LAPS	1:56.933	128	1 LAP	1:53.069				4	1:57.555	2:43.432P			
128	1 LAP	2:00.709	17	1:44.902	1:54.867				17	2:00.118	1:57.613			
17	1:38.501	1:54.784	61	3 LAPS	2:17.645									

Weather : Bright / Dry

msttimina.com

Page 4 of 9

Brands Hatch

Circuit Length = 2.6228 miles.

Start: 16:52 End: 18:09

Printed - 18:14 Sunday, 04 June 2006

# Gentleman Drivers GTs and Sports Endurance LAP CHART FOR RACE 15

(contd.)

Lap 21			Lap 22			Lap 23			Lap 24			Lap 25		
No	Behind	Laptime	No	Behind	Laptime	No	Behind	Laptime	No	Behind	Laptime	No	Behind	Laptime
33		1:49.629	33		1:49.867	33		1:49.156	33		1:49.328	33		1:49.652
30	4 LAPS	1:57.169	119	2 LAPS	2:58.131P	102	2 LAPS	1:57.679	61	5 LAPS	2:17.408	128	2 LAPS	1:53.246
54	16.297	1:49.669	102	2 LAPS	1:57.083	83	1 LAP	1:57.727	36	2 LAPS	4:03.308P	77	2 LAPS	2:05.642
25	3 LAPS	2:08.296	83	1 LAP	2:00.185	6	3 LAPS	2:15.231	83	1 LAP	1:55.942	36	2 LAPS	2:00.576
4	1 LAP	2:18.469	45	1 LAP	2:36.274P	119	2 LAPS	2:02.157	119	2 LAPS	1:56.938	83	1 LAP	1:57.201
73	2 LAPS	3:06.622P	30	4 LAPS	1:56.727	30	4 LAPS	1:56.635	30	4 LAPS	1:57.417	119	2 LAPS	1:55.123
32	6 LAPS	2:01.646	54	15.742	1:49.312	45	1 LAP	2:07.113	45	1 LAP	1:51.865	45	1 LAP	1:54.281
50	2 LAPS	1:56.307	4	1 LAP	1:55.598	81	4 LAPS	3:00.560P	6	3 LAPS	2:02.890	6	3 LAPS	1:59.808
28	3 LAPS	2:05.977	32	6 LAPS	1:51.468	4	1 LAP	1:55.095	32	6 LAPS	1:51.704	4	1 LAP	1:53.930
1	44.669	1:51.063	50	2 LAPS	1:55.346	32	6 LAPS	1:51.191	4	1 LAP	1:55.053	50	2 LAPS	1:56.117
77	1 LAP	1:56.137	73	2 LAPS	2:03.369	1	44.039	1:49.587	50	2 LAPS	1:55.012	73	2 LAPS	1:56.203
111	1 LAP	1:56.143	25	3 LAPS	2:07.346	50	2 LAPS	1:55.825	81	4 LAPS	2:14.151	81	4 LAPS	2:06.118
16	2 LAPS	2:49.687P	1	43.608	1:48.806	73	2 LAPS	1:55.879	73	2 LAPS	1:56.864	7	1:20.683	1:53.439
7	55.144	2:29.740P	77	1 LAP	1:55.406	24	2 LAPS	3:21.106P	111	1 LAP	1:54.922	16	2 LAPS	1:55.430
61	4 LAPS	2:15.974	111	1 LAP	1:55.351	111	1 LAP	1:56.315	7	1:16.896	1:54.658	54	1:28.152	1:52.858
82	2 LAPS	2:10.151	28	3 LAPS	2:07.294	25	3 LAPS	2:09.267	25	3 LAPS	2:06.757	30	4 LAPS	2:57.495P
81	3 LAPS	2:07.627	127	3 LAPS	3:11.208P	28	3 LAPS	2:04.246	16	2 LAPS	1:55.417	25	3 LAPS	2:05.178
24	1 LAP	1:57.380	7	1:06.019	2:00.742	7	1:11.566	1:54.703	24	2 LAPS	2:18.985	28	3 LAPS	2:05.333
17	1 LAP	3:07.442P	16	2 LAPS	2:03.497	54	1:16.599	2:50.013P	54	1:24.946	1:57.675	127	3 LAPS	2:02.939
6	2 LAPS	3:22.895P	82	2 LAPS	2:01.725	16	2 LAPS	1:57.636	28	3 LAPS	2:06.193	24	2 LAPS	2:11.080
36	1:40.505	1:53.782	61	4 LAPS	2:14.475	127	3 LAPS	2:11.295	127	3 LAPS	2:02.207	17	1 LAP	1:55.492
128	1 LAP	1:52.804	17	1 LAP	2:02.756	82	2 LAPS	2:00.523	102	2 LAPS	3:14.723P	82	2 LAPS	2:00.580
			128	1 LAP	1:51.289	17	1 LAP	1:55.924	82	2 LAPS	2:00.042			
						77	1 LAP	2:44.926P	17	1 LAP	1:54.322			
						128	1 LAP	1:50.896	1	1:45.552	2:50.841P			

Weather : Bright / Dry

msttimina.com

Page 5 of 9

Brands Hatch  
Circuit Length = 2.6228 miles.  
Start: 16:52 End: 18:09  
Printed - 18:14 Sunday, 04 June 2006

# Gentleman Drivers GTs and Sports Endurance

## LAP CHART FOR RACE 15

(contd.)

Lap 26			Lap 27			Lap 28			Lap 29			Lap 30		
No	Behind	Laptime	No	Behind	Laptime	No	Behind	Laptime	No	Behind	Laptime	No	Behind	Laptime
33		1:51.315	33		2:34.589P	33		1:57.890	33		1:53.753	33		1:55.236
1	1 LAP	1:56.802	4	1 LAP	1:53.965	4	1 LAP	1:54.663	61	6 LAPS	2:08.183	77	2 LAPS	1:59.301
102	3 LAPS	2:07.410	6	3 LAPS	2:00.244	6	3 LAPS	2:01.150	111	2 LAPS	2:01.355	24	3 LAPS	2:05.196
61	6 LAPS	3:37.566P	50	2 LAPS	1:55.489	50	2 LAPS	1:54.334	4	1 LAP	1:53.114	4	1 LAP	1:55.661
128	2 LAPS	1:50.117	73	2 LAPS	1:55.430	73	2 LAPS	1:54.983	6	3 LAPS	2:00.195	111	2 LAPS	2:03.401
111	2 LAPS	2:50.654P	7	42.402	1:53.998	7	37.760	1:53.248	50	2 LAPS	1:55.664	61	6 LAPS	2:08.740
77	2 LAPS	2:00.818	54	46.149	1:52.401	54	40.477	1:52.218	73	2 LAPS	1:56.343	50	2 LAPS	1:55.360
36	2 LAPS	1:53.400	16	2 LAPS	1:53.863	16	2 LAPS	1:54.347	7	38.016	1:54.009	6	3 LAPS	2:00.178
83	1 LAP	1:54.484	81	4 LAPS	2:04.897	128	1 LAP	1:50.351	54	38.873	1:52.149	73	2 LAPS	1:55.633
119	2 LAPS	1:56.005	1	1:10.586	1:51.617	81	4 LAPS	2:04.028	16	2 LAPS	1:53.368	7	36.124	1:53.344
45	1 LAP	1:52.687	128	1 LAP	1:50.650	17	1 LAP	1:53.819	128	1 LAP	1:50.784	54	37.068	1:53.431
6	3 LAPS	1:59.306	17	1 LAP	1:55.600	25	3 LAPS	2:02.138	17	1 LAP	1:54.408	16	2 LAPS	1:53.724
4	1 LAP	1:54.601	25	3 LAPS	2:04.076	127	3 LAPS	1:59.675	81	4 LAPS	2:04.442	128	1 LAP	1:50.237
50	2 LAPS	1:55.235	127	3 LAPS	2:01.372	102	2 LAPS	1:57.591	1	1:28.943	1:54.875	17	1 LAP	1:54.245
73	2 LAPS	1:55.294	30	4 LAPS	2:03.333	1	1:27.821	2:15.125P	102	2 LAPS	1:57.895	1	1:22.029	1:48.322
7	1:22.993	1:53.625	102	2 LAPS	1:59.100	30	4 LAPS	2:02.566	25	3 LAPS	2:03.805	81	4 LAPS	2:03.841
81	4 LAPS	2:06.950	28	3 LAPS	2:04.888	82	2 LAPS	2:00.163	127	3 LAPS	2:00.731	102	2 LAPS	1:57.114
54	1:28.337	1:51.500	82	2 LAPS	2:01.541	28	3 LAPS	2:03.394	45	1:36.277	1:52.195	45	1:32.101	1:51.060
16	2 LAPS	1:55.604	24	2 LAPS	2:07.883	36	1 LAP	1:53.247	36	1 LAP	1:55.362	127	3 LAPS	1:59.138
25	3 LAPS	2:04.216	36	1 LAP	1:53.159	45	1:37.835	1:51.372	30	4 LAPS	2:04.878	36	1 LAP	1:53.187
17	1 LAP	1:55.923	83	1:44.081	1:54.825	83	1:40.617	1:54.426	83	1:41.292	1:54.428	83	1:39.954	1:53.898
1	1:53.558	1:52.171	45	1:44.353	1:52.404	24	2 LAPS	2:07.159	82	2 LAPS	2:04.185	25	3 LAPS	2:04.844
128	1 LAP	1:52.952	61	5 LAPS	2:05.542	119	1 LAP	1:55.575	28	3 LAPS	2:04.110	82	2 LAPS	2:00.629
30	4 LAPS	2:14.641	77	1 LAP	1:59.219	77	1 LAP	1:58.945	119	1 LAP	1:56.836	30	4 LAPS	2:01.832
127	3 LAPS	2:04.322	119	1 LAP	1:55.761							119	1 LAP	1:55.953
28	3 LAPS	2:07.619	111	1 LAP	2:02.577							28	3 LAPS	2:02.053
102	2 LAPS	1:59.821												
82	2 LAPS	2:02.608												
24	2 LAPS	2:10.333												
61	5 LAPS	2:11.289												
83	2:23.845	1:54.095												
36	1 LAP	1:55.380												
77	1 LAP	2:02.360												
111	1 LAP	2:13.266												
45	2:26.538	1:52.940												
119	1 LAP	1:55.447												

Weather : Bright / Dry

msttimina.com

Page 6 of 9

Brands Hatch

Circuit Length = 2.6228 miles.

Start: 16:52 End: 18:09

Printed - 18:14 Sunday, 04 June 2006



# Gentleman Drivers GTs and Sports Endurance LAP CHART FOR RACE 15

(contd.)

Lap 31			Lap 32			Lap 33			Lap 34			Lap 35		
No	Behind	Laptime	No	Behind	Laptime	No	Behind	Laptime	No	Behind	Laptime	No	Behind	Laptime
33		1:54.019	33		1:53.774	33		1:55.740	33		1:54.550	33		1:54.410
77	2 LAPS	1:57.935	30	5 LAPS	2:01.594	119	2 LAPS	1:56.531	119	2 LAPS	1:55.866	119	2 LAPS	1:55.166
4	1 LAP	1:53.627	28	4 LAPS	2:01.820	82	3 LAPS	2:01.603	4	1 LAP	1:53.879	4	1 LAP	1:52.734
24	3 LAPS	2:04.009	4	1 LAP	1:53.826	4	1 LAP	1:54.515	82	3 LAPS	1:59.835	127	4 LAPS	1:59.602
111	2 LAPS	1:58.468	77	2 LAPS	1:57.878	30	5 LAPS	2:00.292	77	2 LAPS	1:56.304	81	5 LAPS	2:06.280
50	2 LAPS	1:56.218	111	2 LAPS	1:58.561	25	4 LAPS	2:05.327	30	5 LAPS	2:00.391	77	2 LAPS	1:56.047
73	2 LAPS	1:55.184	24	3 LAPS	2:03.122	77	2 LAPS	1:56.832	25	4 LAPS	2:02.461	82	3 LAPS	2:00.356
61	6 LAPS	2:08.025	50	2 LAPS	1:55.070	28	4 LAPS	2:01.618	28	4 LAPS	2:02.167	30	5 LAPS	2:00.211
6	3 LAPS	2:01.357	73	2 LAPS	1:55.685	111	2 LAPS	1:59.529	50	2 LAPS	1:56.398	25	4 LAPS	2:01.035
7	36.535	1:54.430	7	36.509	1:53.748	50	2 LAPS	1:54.883	111	2 LAPS	2:00.105	28	4 LAPS	1:59.810
54	37.249	1:54.200	54	37.315	1:53.840	24	3 LAPS	2:01.142	73	2 LAPS	1:56.763	50	2 LAPS	1:56.356
16	2 LAPS	1:53.928	61	6 LAPS	2:05.280	73	2 LAPS	1:55.084	7	32.412	1:53.131	7	31.632	1:53.630
128	1 LAP	1:50.636	16	2 LAPS	1:55.347	7	33.831	1:53.062	54	34.019	1:54.050	54	32.295	1:52.686
17	1 LAP	1:53.354	128	1 LAP	1:50.258	54	34.519	1:52.944	24	3 LAPS	2:04.272	73	2 LAPS	1:58.382
1	1:16.815	1:48.805	17	1 LAP	1:53.724	128	1 LAP	1:52.863	128	1 LAP	1:50.632	128	1 LAP	1:50.178
45	1:30.319	1:52.237	1	1:11.188	1:48.147	16	2 LAPS	1:55.671	16	2 LAPS	1:54.821	111	2 LAPS	2:02.388
81	4 LAPS	2:04.896	6	3 LAPS	2:44.528P	61	6 LAPS	2:07.110	1	57.650	1:47.859	24	3 LAPS	2:02.403
102	2 LAPS	1:57.080	45	1:27.311	1:50.766	1	1:04.341	1:48.893	61	6 LAPS	2:05.083	16	2 LAPS	1:53.541
36	1 LAP	1:54.491	36	1 LAP	1:55.352	17	1 LAP	1:54.377	17	1 LAP	1:53.431	1	51.606	1:48.366
83	1:40.462	1:54.527	102	2 LAPS	1:58.902	45	1:22.445	1:50.874	45	1:18.285	1:50.390	17	1 LAP	1:53.954
127	3 LAPS	2:00.593	83	1:40.728	1:54.040	6	3 LAPS	2:03.606	36	1 LAP	1:53.099	61	6 LAPS	2:04.377
25	3 LAPS	2:03.580	81	4 LAPS	2:05.853	36	1 LAP	1:53.509	6	3 LAPS	1:59.669	45	1:14.211	1:50.336
82	2 LAPS	2:00.153	127	3 LAPS	2:00.291	83	1:38.944	1:53.956	83	1:38.050	1:53.656	36	1 LAP	1:53.355
119	1 LAP	1:56.638				102	2 LAPS	1:58.371	102	2 LAPS	1:55.922	83	1:36.540	1:52.900
						127	3 LAPS	1:59.659				6	3 LAPS	2:00.637
						81	4 LAPS	2:04.067				102	2 LAPS	1:56.339

Weather : Bright / Dry

msttimina.com

Page 7 of 9

Brands Hatch

Circuit Length = 2.6228 miles.

Start: 16:52 End: 18:09

Printed - 18:14 Sunday, 04 June 2006

# Gentleman Drivers GTs and Sports Endurance LAP CHART FOR RACE 15

(contd.)

Lap 36			Lap 37			Lap 38			Lap 39			Lap 40		
No	Behind	Laptime	No	Behind	Laptime	No	Behind	Laptime	No	Behind	Laptime	No	Behind	Laptime
33		1:54.215	33		1:55.249	33		1:55.793	33		1:57.901	33		1:56.511
4	1 LAP	1:51.112	119	2 LAPS	1:55.566	6	4 LAPS	2:01.455	119	2 LAPS	1:55.164	119	2 LAPS	1:54.770
119	2 LAPS	1:56.328	127	4 LAPS	2:00.527	119	2 LAPS	1:55.885	6	4 LAPS	2:00.418	6	4 LAPS	1:59.954
127	4 LAPS	1:59.484	77	2 LAPS	1:58.709	77	2 LAPS	1:55.690	77	2 LAPS	1:56.498	1	13.021	1:47.313
77	2 LAPS	1:57.175	82	3 LAPS	2:00.197	127	4 LAPS	2:01.237	7	21.384	1:52.870	128	1 LAP	1:50.048
81	5 LAPS	2:03.103	7	29.406	1:53.194	7	26.415	1:52.802	1	22.219	1:50.400	7	18.469	1:53.596
82	3 LAPS	1:59.799	128	1 LAP	1:51.742	128	1 LAP	1:52.715	128	1 LAP	1:53.705	54	19.464	1:52.203
30	5 LAPS	1:59.807	54	31.505	1:53.272	54	28.176	1:52.464	127	4 LAPS	2:01.086	77	2 LAPS	2:00.417
25	4 LAPS	1:59.636	81	5 LAPS	2:06.378	1	29.720	1:47.687	54	23.772	1:53.497	127	4 LAPS	1:59.910
50	2 LAPS	1:56.514	50	2 LAPS	1:57.752	82	3 LAPS	2:01.235	50	2 LAPS	1:57.130	50	2 LAPS	1:57.057
7	31.461	1:54.044	25	4 LAPS	2:03.490	50	2 LAPS	1:56.260	82	3 LAPS	2:01.660	16	2 LAPS	1:53.275
28	4 LAPS	2:01.912	1	37.826	1:47.538	25	4 LAPS	2:01.722	30	7 LAPS	6:07.088P	82	3 LAPS	2:01.383
128	1 LAP	1:50.075	28	4 LAPS	2:04.239	81	5 LAPS	2:07.185	16	2 LAPS	1:53.705	45	50.542	1:53.886
54	33.482	1:55.402	16	2 LAPS	1:54.527	16	2 LAPS	1:52.846	25	4 LAPS	2:01.671	25	4 LAPS	2:02.776
73	2 LAPS	1:56.400	111	2 LAPS	2:02.115	28	4 LAPS	2:01.702	81	5 LAPS	2:05.732	17	1 LAP	1:55.801
111	2 LAPS	1:58.576	24	3 LAPS	2:00.100	111	2 LAPS	1:57.967	28	4 LAPS	2:02.881	111	2 LAPS	2:06.067
1	45.537	1:48.146	17	1 LAP	1:54.829	45	1:00.662	1:50.553	111	2 LAPS	1:58.616	81	5 LAPS	2:10.148
16	2 LAPS	1:56.031	45	1:05.902	1:50.045	24	3 LAPS	2:00.067	45	53.167	1:50.406	28	4 LAPS	2:09.832
24	3 LAPS	2:01.523	61	6 LAPS	2:03.048	17	1 LAP	1:53.952	17	1 LAP	1:54.426	30	7 LAPS	2:22.201
17	1 LAP	1:53.867	36	1 LAP	1:53.006	36	1 LAP	1:52.553	24	3 LAPS	2:02.504	24	3 LAPS	2:03.010
45	1:11.106	1:51.110	83	1:33.553	1:54.298	83	1:31.319	1:53.559	36	1 LAP	1:56.427	83	1:26.722	1:54.840
61	6 LAPS	2:04.732	102	2 LAPS	1:56.307	61	6 LAPS	2:04.018	83	1:28.393	1:54.975	4	1:45.774	1:55.097
36	1 LAP	1:53.987	4	1:52.056	1:53.885	4	1:51.187	1:54.924	61	6 LAPS	2:04.692	102	2 LAPS	1:56.796
83	1:34.504	1:52.179				102	2 LAPS	1:59.301	4	1:47.188	1:53.902	61	6 LAPS	2:05.784
102	2 LAPS	1:56.441							102	2 LAPS	1:56.816			
6	3 LAPS	2:00.330												
4	1:53.420	1:53.351												

# Gentleman Drivers GTs and Sports Endurance LAP CHART FOR RACE 15

(contd.)

Lap 41			Lap 42			Lap 43			Lap 44			Lap 45		
No	Behind	Laptime	No	Behind	Laptime	No	Behind	Laptime	No	Behind	Laptime	No	Behind	Laptime
33		1:57.250												
119	2 LAPS	1:56.718												
1	4.396	1:48.625												
128	1 LAP	1:50.267												
6	4 LAPS	2:03.116												
7	13.020	1:51.801												
54	13.819	1:51.605												
77	2 LAPS	2:00.313												
127	4 LAPS	2:00.407												
16	2 LAPS	1:52.792												
50	2 LAPS	1:56.001												
82	3 LAPS	2:00.165												
45	44.842	1:51.550												
17	1 LAP	1:54.981												
25	4 LAPS	2:05.533												
111	2 LAPS	2:01.508												
81	5 LAPS	2:03.224												
30	7 LAPS	2:05.249												
24	3 LAPS	1:59.615												
28	4 LAPS	2:11.941												
83	1:25.921	1:56.449												
4	1:44.508	1:55.984												
102	2 LAPS	1:57.923												
61	6 LAPS	2:03.626												