Historic Sports Car Club

Silverstone Finals

Saturday 21st – Sunday 22nd October 2017

Timing & Results by MST SYSTEMS Ltd.
www.mstworld.com

© MST SYSTEMS Ltd. 2017
The Haysfield, Spring Lane North, Malvern, Worcestershire WR14 1GF
tel: **+44 (0)1684 560614** email: **motorsport@mstworld.com**

Silverstone National Circuit

Towcester, Northamptonshire NN12 8TN

www.silverstone.co.uk

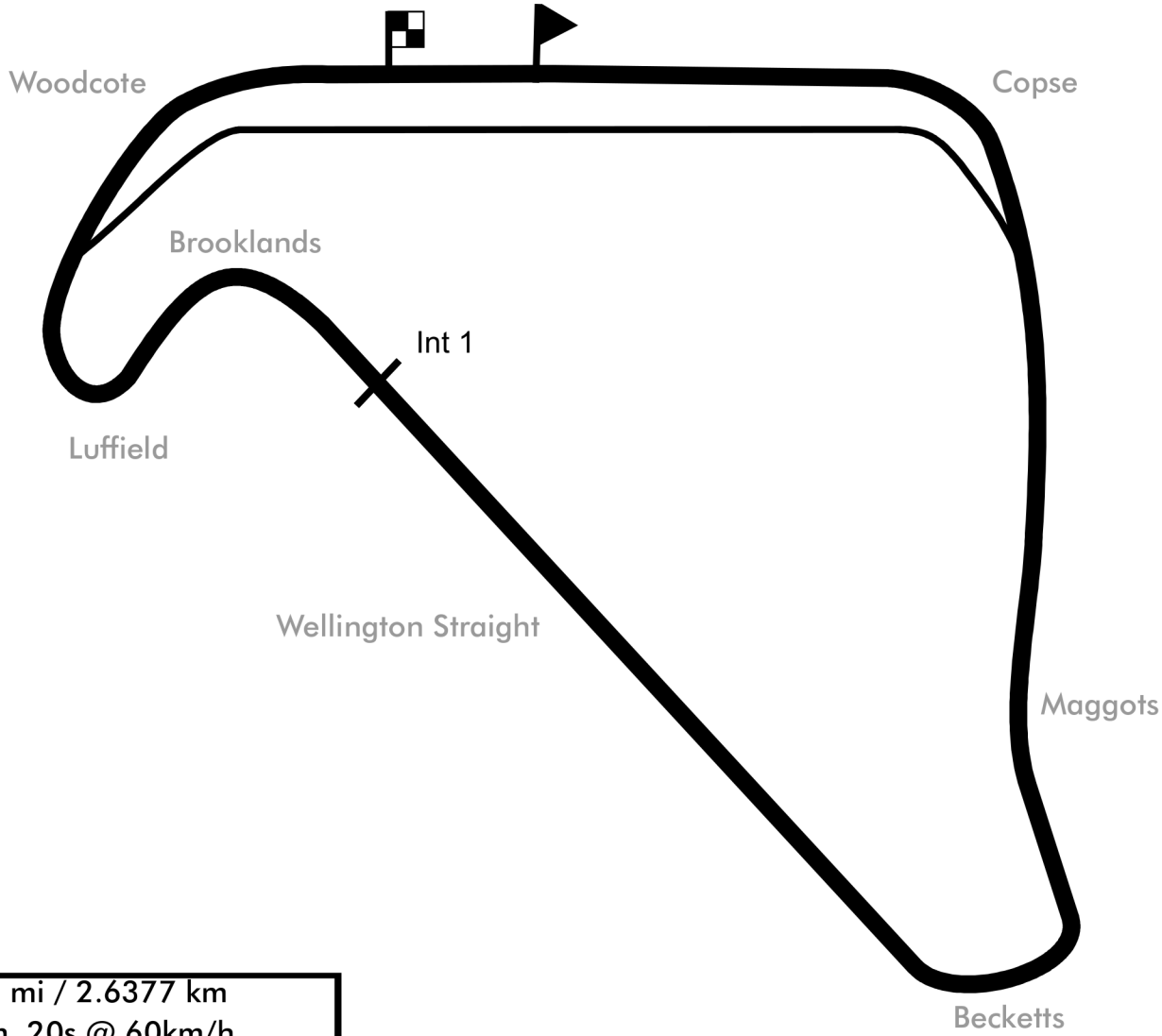

Circuit Length:	1.639 mi / 2.6377 km
Pit Lane:	336 m, 20s @ 60km/h
Intermediate 1:	1.678 km
Start line offset:	83.9 m

Silverstone Finals Historic Race Meeting - 21 - 22 Oct 2017

HSCC Classic Clubmans

Qualifying for Race 1 - Classification

Sheet No:

POS	NO	DRIVER/S	CLASS	CLASS POS	CAR MAKE / MODEL	TIME	ON	LAPS	GAP	DIFF	MPH
1	1	Mark Charteris	A	1	Mallock Mk20/21	1:05.119	11	11			90.61
2	2	John Harrison	A	2	Mallock Mk21	1:07.389	6	10	2.270	2.270	87.56
3	14	David Wale	A	3	Mallock Mk20/21	1:09.890	10	10	4.771	2.501	84.42
4	17	Alan Cook	A	4	Mallock Mk20/21B	1:10.140	10	10	5.021	0.250	84.12
5	24	Mike Lane	A	5	Mallock Mk18	1:10.445	8	8	5.326	0.305	83.76
6	5	Adrian Holey	A	6	Mallock Mk20/21	1:11.200	7	9	6.081	0.755	82.87
7	32	Spencer McCarthy	A	7	Mallock Mk20B/21	1:13.529	2	6	8.410	2.329	80.25
8	50	Clive Wood	B	1	Mallock Mk20B	1:13.719	5	9	8.600	0.190	80.04
9	51	Philip Hart	B	2	Mallock Mk16	1:13.941	6	7	8.822	0.222	79.80
10	54	Barry Webb	B	3	Mallock Mk16BW	1:14.476	6	9	9.357	0.535	79.23
11	58	John Muirhead	B	4	Mallock Mk18	1:15.545	6	9	10.426	1.069	78.10
12	4	Steve Chaplin	A	8	Phantom P79	1:16.266	7	8	11.147	0.721	77.37
13	68	Dave Facer	B	5	Mallock Mk18BW	1:16.580	6	9	11.461	0.314	77.05
14	60	Trish Hunter	B	6	Mallock Mk16	1:16.877	8	9	11.758	0.297	76.75
15	42	Pippa Tanner-Wood	B	7	Mallock Mk16	1:17.461	5	9	12.342	0.584	76.17
16	35	Roger Waite	INV	1	Royale S2000M	1:25.676	5	7	20.557	8.215	68.87
17	46	John Bowles	INV	2	Lola T492/46	1:26.825	4	7	21.706	1.149	67.96

Session Start: 09:00:24 - Finish: 09:12:26
Weather/Track Conditions: Sun/Damp
Circuit: Silverstone National
Track Length: 2.638 Km - 1.6390 miles

These results are provisional until the conclusion of any judicial and technical matters.

Clerk of the Course:	Timekeeper:	Issued at:
Julian Floyd	Nick Palmer	

MST

Printed : 21-10-2017 - 09:27

Full results available at www.mstworld.com. Email: timing@mstworld.com

Silverstone Finals Historic Race Meeting - 21 - 22 Oct 2017

HSCC Classic Clubmans

Qualifying for Race 1 - Sector Analysis

1	Mark Charteris (A)							Mallock Mk20/21							
lap	Sect-1	Speed	Sect-2	Speed		Laptime	Pit	lap	Sect-1	Speed	Sect-2	Speed		Laptime	Pit
1	43.906	103.2	29.817	116.6		1:13.723		7	39.069	125.2	28.199	118.5		1:07.268	
2	40.295	121.8	28.735	117.6		1:09.030		8	39.376	125.2	28.600	118.9		1:07.976	
3	39.595	125.2	28.405	118.1		1:08.000		9	38.741	125.9	27.297	120.0		1:06.038	
4	39.998	121.8	28.235	116.0		1:08.233		10	38.610	123.4	27.307	120.2		1:05.917	
5	39.376	121.4	28.392	118.1		1:07.768		11	38.432	125.7	26.687	120.7		1:05.119	
6	39.271	125.9	28.194	118.3		1:07.465		12							

2	John Harrison (A)							Mallock Mk21							
lap	Sect-1	Speed	Sect-2	Speed		Laptime	Pit	lap	Sect-1	Speed	Sect-2	Speed		Laptime	Pit
1	46.905	104.9	30.905	109.1		1:17.810		6	39.083	120.5	28.306	117.0		1:07.389	
2	41.386	116.5	29.204	114.4		1:10.590		7	40.094	120.9	28.521	115.8		1:08.615	
3	41.730	113.4	28.906	116.2		1:10.636		8	39.974	119.4	28.153	115.0		1:08.127	
4	40.152	117.9	28.446	117.2		1:08.598		9	40.010	116.3	29.681	113.8		1:09.691	
5	40.363	123.8	28.116	115.4		1:08.479		10	39.924	119.6	30.247	103.1		1:10.171	

4	Steve Chaplin (A)							Phantom P79							
lap	Sect-1	Speed	Sect-2	Speed		Laptime	Pit	lap	Sect-1	Speed	Sect-2	Speed		Laptime	Pit
1	56.281	98.0	32.843	90.8		1:29.124		5	45.649	110.2	31.680	102.1		1:17.329	
2	45.048	110.9	31.670	98.5		1:16.718		6	45.419	95.5	33.106	101.8		1:18.525	
3	46.419	102.0	32.870	95.9		1:19.289		7	44.555	114.3	31.711	101.2		1:16.266	
4	45.598	102.1	32.952	94.1		1:18.550		8	46.852	92.4				1:32.759	

5	Adrian Holey (A)							Mallock Mk20/21							
lap	Sect-1	Speed	Sect-2	Speed		Laptime	Pit	lap	Sect-1	Speed	Sect-2	Speed		Laptime	Pit
1	51.763	86.8	33.992	99.2		1:25.755		6	41.722	117.7	36.876	100.7		1:18.598	
2	45.793	90.6	33.495	100.6		1:19.288		7	41.933	121.1	29.267	114.6		1:11.200	
3	43.709	115.5	30.251	110.5		1:13.960		8	42.211	119.6	29.990	112.2		1:12.201	
4	42.291	116.5	30.071	109.1		1:12.362		9	42.701	115.3	30.596	103.6		1:13.297	
5	41.786	119.0	29.735	114.0		1:11.521		10							

14	David Wale (A)							Mallock Mk20/21							
lap	Sect-1	Speed	Sect-2	Speed		Laptime	Pit	lap	Sect-1	Speed	Sect-2	Speed		Laptime	Pit
1	47.966	112.4	30.543	104.9		1:18.509		6	41.556	118.4	28.477	110.7		1:10.033	
2	43.645	117.1	30.137	108.2		1:13.782		7	40.689	119.4	41.852	108.7		1:22.541	
3	44.976	113.7	29.511	111.1		1:14.487		8	41.539	119.2	28.641	110.0		1:10.180	
4	42.160	117.1	29.135	109.4		1:11.295		9	42.194	120.1	28.164	110.2		1:10.358	
5	42.079	119.2	28.512	111.8		1:10.591		10	40.587	120.1	29.303	105.6		1:09.890	

17	Alan Cook (A)							Mallock Mk20/21B							
lap	Sect-1	Speed	Sect-2	Speed		Laptime	Pit	lap	Sect-1	Speed	Sect-2	Speed		Laptime	Pit
1	47.563	103.7	31.133	103.1		1:18.696		6	42.163	101.1	29.935	112.2		1:12.098	
2	43.565	104.5	30.544	104.4		1:14.109		7	41.074	118.6	29.969	112.6		1:11.043	
3	41.583	108.8	31.018	103.2		1:12.601		8	41.467	110.0	29.830	112.2		1:11.297	
4	42.078	111.7	31.609	105.6		1:13.687		9	40.983	109.8	29.420	112.8		1:10.403	
5	41.631	111.1	30.767	110.9		1:12.398		10	40.695	120.9	29.445	110.5		1:10.140	

24	Mike Lane (A)							Mallock Mk18							
lap	Sect-1	Speed	Sect-2	Speed		Laptime	Pit	lap	Sect-1	Speed	Sect-2	Speed		Laptime	Pit
1	47.459	112.4	32.253	99.9		1:19.712		5	Out	107.9	31.174	102.9		3:41.489	P
2	43.566	115.9	30.038	110.5		1:13.604		6	43.412	116.9	29.822	109.1		1:13.234	
3	42.231	113.4	30.559	109.1		1:12.790		7	41.985	119.2	29.955	112.6		1:11.940	
4	43.419	101.7				1:22.811		8	40.866	120.5	29.579	113.0		1:10.445	

32	Spencer McCARTHY (A)							Mallock Mk20B/21							
lap	Sect-1	Speed	Sect-2	Speed		Laptime	Pit	lap	Sect-1	Speed	Sect-2	Speed		Laptime	Pit
1	46.003	102.3	30.434	102.0		1:16.437		4	49.452	103.7	30.017	90.7		1:19.469	
2	43.443	101.2	30.086	93.6		1:13.529		5	45.243	99.3	29.432	99.0		1:14.675	
3	45.988	117.7	29.099	99.3		1:15.087		6	45.450	87.6				1:23.304	

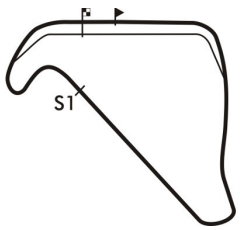

Session Start: 09:00:24 - Finish: 09:12:26
Weather/Track Conditions: Sun/Damp
Circuit: Silverstone National
Track Length: 2.638 Km - 1.6390 miles

Silverstone Finals Historic Race Meeting - 21 - 22 Oct 2017

HSCC Classic Clubmans

Qualifying for Race 1 - Sector Analysis

35	Roger Waite (INV)						Royale S2000M						
lap	Sect-1	Speed	Sect-2	Speed		Laptime	Pit	lap	Sect-1	Speed	Sect-2	Speed		Laptime	Pit
1	57.471	73.7	37.291	81.5		1:34.762		5	50.413	99.1	35.263	88.6		1:25.676	
2	52.510	93.6	37.341	84.1		1:29.851		6	50.489	94.5	35.614	84.9		1:26.103	
3	51.023	96.8	34.946	91.0		1:25.969		7	51.403	85.7				1:37.503	
4	50.692	98.8	35.921	83.5		1:26.613		8							

42	Pippa Tanner-Wood (B)						Mallock Mk16						
lap	Sect-1	Speed	Sect-2	Speed		Laptime	Pit	lap	Sect-1	Speed	Sect-2	Speed		Laptime	Pit
1	54.353	85.5	36.273	93.6		1:30.626		6	46.509	103.9	32.757	99.3		1:19.266	
2	47.575	101.2	32.693	92.9		1:20.268		7	45.876	103.9	31.984	100.4		1:17.860	
3	46.494	102.1	32.329	100.1		1:18.823		8	45.540	104.7	32.170	100.9		1:17.710	
4	45.864	104.5	32.090	99.9		1:17.954		9	45.823	102.8	32.154	95.5		1:17.977	
5	45.318	105.4	32.143	100.9		1:17.461		10							

46	John Bowles (INV)						Lola T492/46						
lap	Sect-1	Speed	Sect-2	Speed		Laptime	Pit	lap	Sect-1	Speed	Sect-2	Speed		Laptime	Pit
1	55.974	92.6	36.502	84.4		1:32.476		5	51.969	89.5	35.570	86.8		1:27.539	
2	51.481	89.6	35.953	87.0		1:27.434		6	51.261	86.5	35.810	84.3		1:27.071	
3	52.152	98.0	34.843	89.7		1:26.995		7	52.817	94.1				1:38.274	
4	50.684	94.3	36.141	87.5		1:26.825		8							

50	Clive Wood (B)						Mallock Mk20B						
lap	Sect-1	Speed	Sect-2	Speed		Laptime	Pit	lap	Sect-1	Speed	Sect-2	Speed		Laptime	Pit
1	49.780	101.5	31.726	98.6		1:21.506		6	43.497	108.1	30.530	102.6		1:14.027	
2	46.562	103.9	31.210	101.2		1:17.772		7	44.883	107.9	30.085	102.6		1:14.968	
3	43.915	106.5	29.943	102.4		1:13.858		8	44.723	108.1	29.712	102.9		1:14.435	
4	43.847	107.2	30.305	102.6		1:14.152		9	44.068	107.9	30.844	101.6		1:14.912	
5	43.543	108.1	30.176	102.0		1:13.719		10							

51	Philip Hart (B)						Mallock Mk16						
lap	Sect-1	Speed	Sect-2	Speed		Laptime	Pit	lap	Sect-1	Speed	Sect-2	Speed		Laptime	Pit
1	50.135	92.9	31.788	101.2		1:21.923		5	45.149	103.9	29.867	99.9		1:15.016	
2	46.371	104.0	30.262	101.0		1:16.633		6	44.204	105.5	29.737	101.0		1:13.941	
3	45.524	103.6	29.774	100.3		1:15.298		7	44.958	102.6	29.180	101.2		1:14.138	
4	45.675	103.4	29.967	99.9		1:15.642		8							

54	Barry Webb (B)						Mallock Mk16BW						
lap	Sect-1	Speed	Sect-2	Speed		Laptime	Pit	lap	Sect-1	Speed	Sect-2	Speed		Laptime	Pit
1	50.060	101.2	33.187	95.7		1:23.247		6	44.199	106.9	30.277	102.0		1:14.476	
2	47.537	102.8	31.819	97.0		1:19.356		7	48.162	104.5	30.743	102.3		1:18.905	
3	45.698	105.0	31.440	98.2		1:17.138		8	45.890	103.6	30.626	102.3		1:16.516	
4	44.971	105.5	30.415	100.7		1:15.386		9	44.393	107.0	30.339	99.8		1:14.732	
5	44.393	106.9	30.407	101.0		1:14.800		10							

58	John Muirhead (B)						Mallock Mk18						
lap	Sect-1	Speed	Sect-2	Speed		Laptime	Pit	lap	Sect-1	Speed	Sect-2	Speed		Laptime	Pit
1	50.740	99.3	31.321	96.9		1:22.061		6	45.125	103.9	30.420	96.4		1:15.545	
2	46.937	99.9	31.646	97.6		1:18.583		7	45.392	104.2	30.792	96.4		1:16.184	
3	46.052	102.6	30.782	97.3		1:16.834		8	46.536	104.5	31.743	98.2		1:18.279	
4	45.867	103.6	31.643	96.4		1:17.510		9	45.575	103.7	31.593	97.9		1:17.168	
5	45.968	104.0	31.092	98.9		1:17.060		10							

60	Trish Hunter (B)						Mallock Mk16						
lap	Sect-1	Speed	Sect-2	Speed		Laptime	Pit	lap	Sect-1	Speed	Sect-2	Speed		Laptime	Pit
1	52.940	83.4	34.468	91.6		1:27.408		6	45.659	100.3	31.940	99.8		1:17.599	
2	48.589	91.9	35.063	93.4		1:23.652		7	45.638	98.5	31.439	99.0		1:17.077	
3	46.486	98.3	31.756	98.9		1:18.242		8	45.392	95.6	31.485	99.3		1:16.877	
4	45.907	103.9	31.985	95.5		1:17.892		9	46.215	103.2	31.365	99.3		1:17.580	
5	46.353	102.0	31.691	99.3		1:18.044		10							

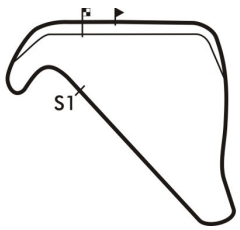

Session Start: 09:00:24 - Finish: 09:12:26
Weather/Track Conditions: Sun/Damp
Circuit: Silverstone National
Track Length: 2.638 Km - 1.6390 miles

Silverstone Finals Historic Race Meeting - 21 - 22 Oct 2017

HSCC Classic Clubmans

Qualifying for Race 1 - Sector Analysis

68	Dave Facer (B)							Mallock Mk18BW							
lap	Sect-1	Speed	Sect-2	Speed		Laptime	Pit	lap	Sect-1	Speed	Sect-2	Speed		Laptime	Pit
1	53.244	91.7	33.342	97.6		1:26.586		6	45.453	106.9	31.127	101.2		1:16.580	
2	46.763	104.5	32.210	101.2		1:18.973		7	46.147	106.5	31.145	101.0		1:17.292	
3	45.649	102.6	32.011	100.7		1:17.660		8	46.045	106.4	31.296	101.0		1:17.341	
4	45.721	106.2	31.387	100.1		1:17.108		9	46.957	106.0	31.801	98.3		1:18.758	
5	46.305	106.4	30.547	101.2		1:16.852		10							

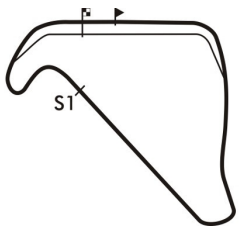

Session Start: 09:00:24 - Finish: 09:12:26
Weather/Track Conditions: Sun/Damp
Circuit: Silverstone National
Track Length: 2.638 Km - 1.6390 miles

Silverstone Finals Historic Race Meeting - 21 - 22 Oct 2017

HSCC Classic Clubmans

Qualifying for Race 1 - Best Sector Times

	SECTOR 1			SECTOR 2		
	NO	TIME	LAP	NO	TIME	LAP
1	1	38.432	11	1	26.687	11
2	2	39.083	6	2	28.116	5
3	14	40.587	10	14	28.164	9
4	17	40.695	10	32	29.099	3
5	24	40.866	8	51	29.180	7
6	5	41.722	6	5	29.267	7
7	32	43.443	2	17	29.420	9
8	50	43.497	6	24	29.579	8
9	54	44.199	6	50	29.712	8
10	51	44.204	6	54	30.277	6
11	4	44.555	7	58	30.420	6
12	58	45.125	6	68	30.547	5
13	42	45.318	5	60	31.365	9
14	60	45.392	8	4	31.670	2
15	68	45.453	6	42	31.984	7
16	35	50.413	5	46	34.843	3
17	46	50.684	4	35	34.946	3

IDEAL / BEST LAP COMPARISON

NO	NAME	BEST	IN	IDEAL	DIFF
1	Mark Charteris	1:05.119	11	1:05.119	+0.000
2	John Harrison	1:07.389	6	1:07.199	+0.190
14	David Wale	1:09.890	10	1:08.751	+1.139
17	Alan Cook	1:10.140	10	1:10.115	+0.025
24	Mike Lane	1:10.445	8	1:10.445	+0.000
5	Adrian Holey	1:11.200	7	1:10.989	+0.211
32	Spencer McCARTHY	1:13.529	2	1:12.542	+0.987
50	Clive Wood	1:13.719	5	1:13.209	+0.510
51	Philip Hart	1:13.941	6	1:13.384	+0.557
54	Barry Webb	1:14.476	6	1:14.476	+0.000
58	John Muirhead	1:15.545	6	1:15.545	+0.000
4	Steve Chaplin	1:16.266	7	1:16.225	+0.041
68	Dave Facer	1:16.580	6	1:16.000	+0.580
60	Trish Hunter	1:16.877	8	1:16.757	+0.120
42	Pippa Tanner-Wood	1:17.461	5	1:17.302	+0.159
35	Roger Waite	1:25.676	5	1:25.359	+0.317
46	John Bowles	1:26.825	4	1:25.527	+1.298

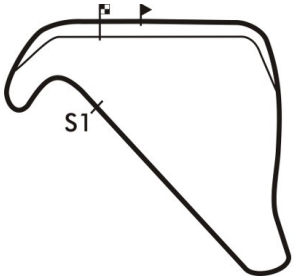

Session Start: 09:00:24 - Finish: 09:12:26
Weather/Track Conditions: Sun/Damp
Circuit: Silverstone National
Track Length: 2.638 Km - 1.6390 miles

Silverstone Finals Historic Race Meeting - 21 - 22 Oct 2017

HSCC Classic Clubmans

Qualifying for Race 1 - Best Sector Speeds

	NO	SECTOR 1	MPH	NO	SECTOR 2	MPH
1	1	Mark Charteris	125.9	1	Mark Charteris	120.7
2	2	John Harrison	123.8	2	John Harrison	117.2
3	5	Adrian Holey	121.1	5	Adrian Holey	114.6
4	17	Alan Cook	120.9	24	Mike Lane	113.0
5	24	Mike Lane	120.5	17	Alan Cook	112.8
6	14	David Wale	120.1	14	David Wale	111.8
7	32	Spencer McCARTHY	117.7	50	Clive Wood	103.2
8	4	Steve Chaplin	114.3	54	Barry Webb	102.3
9	50	Clive Wood	108.1	4	Steve Chaplin	102.1
10	54	Barry Webb	107.4	32	Spencer McCARTHY	102.0
11	68	Dave Facer	106.9	51	Philip Hart	101.2
12	51	Philip Hart	105.5	68	Dave Facer	101.2
13	42	Pippa Tanner-Wood	105.4	42	Pippa Tanner-Wood	100.9
14	58	John Muirhead	104.7	60	Trish Hunter	99.8
15	60	Trish Hunter	103.9	58	John Muirhead	99.3
16	35	Roger Waite	99.1	35	Roger Waite	91.0
17	46	John Bowles	98.0	46	John Bowles	89.7

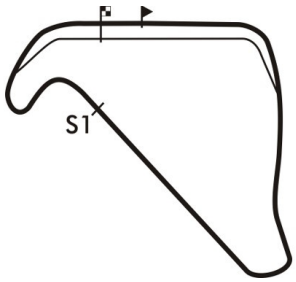

Session Start: 09:00:24 - Finish: 09:12:26
Weather/Track Conditions: Sun/Damp
Circuit: Silverstone National
Track Length: 2.638 Km - 1.6390 miles

Silverstone Finals Historic Race Meeting - 21 - 22 Oct 2017

HSCC Classic Clubmans

Race 1 - Starting Grid

Sheet No:

Start Time : 13:30 - Heat Duration : 20 Minutes

ROW						
9				17	46	John Bowles
8	16	35	Roger Waite	15	42	Pippa Tanner-Wood
7	14	60	Trish Hunter	13	68	Dave Facer
6	12	4	Steve Chaplin	11	58	John Muirhead
5	10	54	Barry Webb	9	51	Philip Hart
4	8	50	Clive Wood	7	32	Spencer McCarthy
3	6	5	Adrian Holey	5	24	Mike Lane
2	4	17	Alan Cook	3	14	David Wale
1	2	2	John Harrison	1	1	Mark Charteris

Pole Left

Circuit: Silverstone National
Track Length: 2.638 Km - 1.6390 miles

These results are provisional until the conclusion of any judicial and technical matters.

Clerk of the Course:	Timekeeper:	Issued at:
Julian Floyd	Nick Palmer	

MST

Printed : 21-10-2017 - 09:29

Full results available at www.mstworld.com. Email: timing@mstworld.com

Silverstone Finals Historic Race Meeting - 21 - 22 Oct 2017

HSCC Classic Clubmans

Race 1 - Classification

Sheet No:

POS	NO	DRIVER/S	CLASS	CLASS POS	CAR MAKE / MODEL	TIME	LAPS	GAP	DIFF	MPH	BEST	ON
1	17	Alan Cook	A	1	Mallock Mk20/21B	20:42.911	20	-- 20 laps		94.94	1:00.183	2
2	14	David Wale	A	2	Mallock Mk20/21	20:44.173	20	1.262	1.262	94.85	1:00.354	16
3	2	John Harrison	A	3	Mallock Mk21	21:26.781	20	43.870	42.608	91.70	59.233	4
4	24	Mike Lane	A	4	Mallock Mk18	21:28.967	20	46.056	2.186	91.55	1:00.905	3
5	32	Spencer McCarthy	A	5	Mallock Mk20B/21	21:37.204	20	54.293	8.237	90.97	59.739	3
6	4	Steve Chaplin	A	6	Phantom P79	21:47.087	20	1:04.176	9.883	90.28	1:02.536	3
7	50	Clive Wood	B	1	Mallock Mk20B	21:10.505	19	-- 19 laps	28.137	88.23	1:05.756	3
8	54	Barry Webb	B	2	Mallock Mk16BW	21:12.779	19	2.274	2.274	88.08	1:05.422	19
9	51	Philip Hart	B	3	Mallock Mk16	21:26.774	19	16.269	13.995	87.12	1:05.678	15
10	68	Dave Facer	B	4	Mallock Mk18BW	21:27.020	19	16.515	0.246	87.10	1:05.271	15
11	58	John Muirhead	B	5	Mallock Mk18	21:07.245	18	-- 18 laps	47.749	83.80	1:09.048	6
12	35	Roger Waite	INV	1	Royale S2000M	21:09.846	18	2.601	2.601	83.64	1:08.997	15
13	60	Trish Hunter	B	6	Mallock Mk16	21:10.192	18	2.947	0.346	83.61	1:08.486	18
14	46	John Bowles	INV	2	Lola T492/46	21:29.387	18	22.142	19.195	82.37	1:10.126	8
					NOT CLASSIFIED							
DNF	42	Pippa Tanner-Wood	B		Mallock Mk16	17:04.228	14	-- 14 laps	19.623	80.65	1:10.458	14
DNF	1	Mark Charteris	A		Mallock Mk20/21	8:53.604	9	-- 9 laps --		99.51	57.912	7

FASTEST LAP SUMMARY

NO	DRIVER/S	CLASS	CAR MAKE / MODEL	FASTEST LAP	ON	MPH
1	Mark Charteris	A	Mallock Mk20/21	57.912	7	101.89
68	Dave Facer	B	Mallock Mk18BW	1:05.271	15	90.40
35	Roger Waite	INV	Royale S2000M	1:08.997	15	85.52

Session Start: 13:29:55 - Finish: 13:50:38
Weather/Track Conditions: Cloud/Dry
Circuit: Silverstone National
Track Length: 2.638 Km - 1.6390 miles

These results are provisional until the conclusion of any judicial and technical matters.

Clerk of the Course:	Timekeeper:	Issued at:
Julian Floyd		

MST

Printed : 21-10-2017 - 13:52

Full results available at www.mstworld.com. Email: timing@mstworld.com

Silverstone Finals Historic Race Meeting - 21 - 22 Oct 2017

HSCC Classic Clubmans

Race 1 - Sector Analysis

1	Mark Charteris (A)							Mallock Mk20/21							
lap	Sect-1	Speed	Sect-2	Speed		Laptime	Pit	lap	Sect-1	Speed	Sect-2	Speed		Laptime	Pit
1		123.6	24.364	121.3		1:02.105		6	35.309	126.1	24.352	121.3		59.661	
2	35.048	125.7	23.921	122.2		58.969		7	34.222	125.9	23.690	122.2		57.912	
3	34.671	126.1	23.570	121.8		58.241		8	34.490	125.9	24.511	122.0		59.001	
4	35.080	126.6	23.697	121.6		58.777		9	35.460	126.4	23.965	122.2		59.425	
5	34.591	126.6	24.922	122.2		59.513		10							

2	John Harrison (A)							Mallock Mk21							
lap	Sect-1	Speed	Sect-2	Speed		Laptime	Pit	lap	Sect-1	Speed	Sect-2	Speed		Laptime	Pit
1		123.4	24.982	121.8		1:03.469		11	35.505	126.4	25.824	122.9		1:01.329	
2	35.031	126.1	24.814	121.6		59.845		12	35.590	125.9	24.862	122.5		1:00.452	
3	34.777	125.9	24.542	120.7		59.319		13	35.066	125.4	25.577	121.3		1:00.643	
4	34.671	126.4	24.562	122.5		59.233		14	36.643	124.0	25.707	122.0		1:02.350	
5	34.650	126.1				1:16.285		15	36.179	124.7	24.839	122.7		1:01.018	
6	Out	125.2	24.953	121.8		1:40.590	P	16	35.221	125.0	25.235	122.9		1:00.456	
7	34.991	125.9	25.645	120.2		1:00.636		17	36.050	125.0	25.361	121.1		1:01.411	
8	36.696	125.9	26.071	116.2		1:02.767		18	36.485	125.2	25.120	122.5		1:01.605	
9	35.752	125.7	26.168	120.2		1:01.920		19	37.458	122.7	26.562	117.9		1:04.020	
10	36.234	126.4	26.992	120.5		1:03.226		20	38.465	124.3	27.742	107.1		1:06.207	

4	Steve Chaplin (A)							Phantom P79							
lap	Sect-1	Speed	Sect-2	Speed		Laptime	Pit	lap	Sect-1	Speed	Sect-2	Speed		Laptime	Pit
1		118.4	25.702	118.3		1:08.722		11	39.809	120.1	27.846	117.6		1:07.655	
2	37.681	120.3	25.493	118.9		1:03.174		12	38.665	121.6	26.590	114.6		1:05.255	
3	37.027	120.3	25.509	117.6		1:02.536		13	38.334	119.6	28.785	116.0		1:07.119	
4	37.873	120.3	26.315	117.0		1:04.188		14	38.741	120.7	27.038	117.2		1:05.779	
5	37.745	120.5	27.185	116.0		1:04.930		15	38.395	121.6	26.265	119.8		1:04.660	
6	38.073	119.8	26.057	118.3		1:04.130		16	38.052	121.4	26.622	118.5		1:04.674	
7	38.418	120.5	26.715	111.1		1:05.133		17	37.995	121.8	27.081	115.4		1:05.076	
8	38.786	121.4	27.223	113.4		1:06.009		18	38.832	121.4	26.219	119.4		1:05.051	
9	38.889	121.6	27.624	114.6		1:06.513		19	38.126	121.6	26.258	118.5		1:04.384	
10	38.762	121.6	28.618	109.2		1:07.380		20	38.374	121.4	26.345	120.5		1:04.719	

14	David Wale (A)							Mallock Mk20/21							
lap	Sect-1	Speed	Sect-2	Speed		Laptime	Pit	lap	Sect-1	Speed	Sect-2	Speed		Laptime	Pit
1		116.9	27.642	112.6		1:08.230		11	37.402	121.8	26.780	120.2		1:04.182	
2	36.663	120.3	25.288	117.4		1:01.951		12	37.421	121.6	25.267	119.1		1:02.688	
3	35.985	120.7	25.069	118.1		1:01.054		13	37.057	121.4	25.133	117.9		1:02.190	
4	35.817	121.6	25.033	117.2		1:00.850		14	36.476	121.4	25.454	118.9		1:01.930	
5	35.649	122.2	25.942	115.8		1:01.591		15	36.448	120.5	25.196	118.7		1:01.644	
6	36.751	120.9	25.284	119.4		1:02.035		16	35.574	121.8	24.780	118.9		1:00.354	
7	36.690	121.1	25.422	117.0		1:02.112		17	35.780	121.8	24.730	119.1		1:00.510	
8	36.485	121.8	26.086	117.9		1:02.571		18	36.125	122.2	24.680	118.7		1:00.805	
9	36.919	120.7	26.061	117.6		1:02.980		19	36.077	121.8	25.224	118.7		1:01.301	
10	36.720	121.1	27.571	112.4		1:04.291		20	35.823	120.5	25.081	118.7		1:00.904	

17	Alan Cook (A)							Mallock Mk20/21B							
lap	Sect-1	Speed	Sect-2	Speed		Laptime	Pit	lap	Sect-1	Speed	Sect-2	Speed		Laptime	Pit
1		121.6	25.319	121.3		1:05.678		11	37.234	123.8	27.285	120.2		1:04.519	
2	35.390	123.6	24.793	119.6		1:00.183		12	36.533	124.7	25.748	120.5		1:02.281	
3	35.488	124.3	24.751	118.9		1:00.239		13	36.420	125.2	25.336	121.3		1:01.756	
4	36.470	125.4	24.834	120.9		1:01.304		14	35.522	124.0	25.181	122.0		1:00.703	
5	35.720	122.2	25.793	118.5		1:01.513		15	35.909	124.3	25.944	120.7		1:01.853	
6	37.489	123.4	25.944	120.2		1:03.433		16	35.902	124.5	24.771	121.1		1:00.673	
7	36.126	124.5	26.572	117.0		1:02.698		17	35.514	124.7	25.929	121.3		1:01.443	
8	37.297	124.5	27.203	118.9		1:04.500		18	35.960	124.7	24.590	121.1		1:00.550	
9	36.776	123.6	26.336	120.2		1:03.112		19	35.740	124.0	25.130	119.8		1:00.870	
10	36.882	115.5	27.624	112.8		1:04.506		20	35.928	124.5	25.169	121.8		1:01.097	

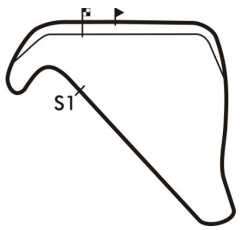

Session Start: 13:29:55 - Finish: 13:50:38
Weather/Track Conditions: Cloud/Dry
Circuit: Silverstone National
Track Length: 2.638 Km - 1.6390 miles

Silverstone Finals Historic Race Meeting - 21 - 22 Oct 2017

HSCC Classic Clubmans

Race 1 - Sector Analysis

24	Mike Lane (A)						Mallock Mk18						
lap	Sect-1	Speed	Sect-2	Speed		Laptime	Pit	lap	Sect-1	Speed	Sect-2	Speed		Laptime	Pit
1		120.3	26.023	117.9		1:06.912		11	39.545	120.3	26.605	119.4		1:06.150	
2	36.102	122.0	25.270	119.6		1:01.372		12	39.268	119.6	26.345	118.9		1:05.613	
3	35.688	122.2	25.217	118.3		1:00.905		13	36.705	120.5	26.302	118.9		1:03.007	
4	36.318	123.1	25.694	118.5		1:02.012		14	36.977	119.4	26.873	118.9		1:03.850	
5	35.813	122.7	26.267	117.6		1:02.080		15	36.760	122.0	26.639	118.5		1:03.399	
6	36.506	121.6	26.064	118.3		1:02.570		16	37.086	120.5	26.781	119.8		1:03.867	
7	49.023	118.6	26.465	117.6		1:15.488		17	37.141	121.1	25.952	118.3		1:03.093	
8	37.381	121.1	28.447	116.2		1:05.828		18	36.965	122.7	25.751	119.4		1:02.716	
9	39.001	120.7	27.854	115.6		1:06.855		19	36.837	123.4	26.361	118.9		1:03.198	
10	37.461	122.0	27.655	109.4		1:05.116		20	36.787	122.9	28.149	114.6		1:04.936	

32	Spencer McCarthy (A)						Mallock Mk20B/21						
lap	Sect-1	Speed	Sect-2	Speed		Laptime	Pit	lap	Sect-1	Speed	Sect-2	Speed		Laptime	Pit
1		118.6	25.422	120.0		1:05.918		11	39.281	95.6	26.174	117.6		1:05.455	
2	36.082	122.0	24.380	120.0		1:00.462		12	39.806	84.6	26.026	120.9		1:05.832	
3	35.262	124.5	24.477	118.9		59.739		13	35.966	125.7	24.386	120.7		1:00.352	
4	35.867	124.5	24.532	107.5		1:00.399		14	35.748	123.8	25.000	106.9		1:00.748	
5	36.619	118.1	25.159	119.4		1:01.778		15	41.052	97.4	26.393	93.8		1:07.445	
6	37.999	107.2	26.231	119.6		1:04.230		16	38.585	118.4	24.850	112.4		1:03.435	
7	36.114	123.1	25.921	118.1		1:02.035		17	39.716	104.2	25.351	119.4		1:05.067	
8	35.851	123.6	25.141	118.5		1:00.992		18	39.040	98.8	28.106	74.5		1:07.146	
9	36.523	123.1	24.949	114.6		1:01.472		19	44.605	93.5	27.174	91.2		1:11.779	
10	40.383	92.1	26.919	116.6		1:07.302		20	50.532	70.7				1:25.618	

35	Roger Waite (INV)						Royale S2000M						
lap	Sect-1	Speed	Sect-2	Speed		Laptime	Pit	lap	Sect-1	Speed	Sect-2	Speed		Laptime	Pit
1		110.6	28.417	102.6		1:15.526		10	41.785	112.0	29.338	105.6		1:11.123	
2	42.936	110.7	28.656	106.1		1:11.592		11	41.869	111.3	28.303	104.6		1:10.172	
3	42.672	111.8	28.617	105.7		1:11.289		12	41.187	110.7	28.397	103.7		1:09.584	
4	42.386	111.8	28.567	106.1		1:10.953		13	42.429	109.8	27.839	105.1		1:10.268	
5	42.515	111.8	29.029	105.4		1:11.544		14	41.450	110.9	27.757	105.6		1:09.207	
6	41.871	110.6	28.276	105.9		1:10.147		15	40.928	111.1	28.069	104.6		1:08.997	
7	42.137	111.5	29.092	105.7		1:11.229		16	41.897	110.9	27.650	105.1		1:09.547	
8	41.678	111.5	28.022	106.4		1:09.700		17	42.108	110.7	27.741	105.2		1:09.849	
9	41.671	111.7	28.377	105.2		1:10.048		18	41.298	110.6	27.773	105.4		1:09.071	

42	Pippa Tanner-Wood (B)						Mallock Mk16						
lap	Sect-1	Speed	Sect-2	Speed		Laptime	Pit	lap	Sect-1	Speed	Sect-2	Speed		Laptime	Pit
1		103.2	30.653	102.4		1:21.209		8	42.601	107.2	29.814	104.2		1:12.415	
2	42.780	103.7	30.893	102.8		1:13.673		9	41.805	97.1	31.722	104.1		1:13.527	
3	42.361	106.5	29.994	104.2		1:12.355		10	42.135	106.0	30.774	105.1		1:12.909	
4	42.515	105.4	30.626	101.3		1:13.141		11	41.476	99.4	29.730	102.8		1:11.206	
5	42.725	104.9	30.530	101.0		1:13.255		12	42.315	103.9	29.782	104.9		1:12.097	
6	42.115	107.0	29.980	103.1		1:12.095		13	43.003	105.4	29.824	105.1		1:12.827	
7	42.072	107.2	30.989	102.9		1:13.061		14	41.508	105.5	28.950	105.9		1:10.458	

46	John Bowles (INV)						Lola T492/46						
lap	Sect-1	Speed	Sect-2	Speed		Laptime	Pit	lap	Sect-1	Speed	Sect-2	Speed		Laptime	Pit
1		105.2	30.144	105.2		1:19.731		10	42.287	110.2	29.382	106.8		1:11.669	
2	41.792	109.8	29.194	105.7		1:10.986		11	42.305	110.0	29.188	106.1		1:11.493	
3	41.723	110.0	28.972	105.9		1:10.695		12	41.583	109.8	29.131	105.6		1:10.714	
4	41.975	109.8	29.671	105.2		1:11.646		13	42.025	109.3	29.166	105.4		1:11.191	
5	42.564	110.0	28.872	104.9		1:11.436		14	41.837	106.9	29.420	104.2		1:11.257	
6	41.360	109.3	29.381	105.7		1:10.741		15	42.086	110.4	29.073	105.1		1:11.159	
7	42.037	110.0	29.156	104.9		1:11.193		16	41.988	110.7	28.392	105.9		1:10.380	
8	41.419	109.8	28.707	105.9		1:10.126		17	41.375	110.2	28.852	105.9		1:10.227	
9	41.851	110.4	29.876	104.9		1:11.727		18	42.831	98.4	30.185	105.7		1:13.016	

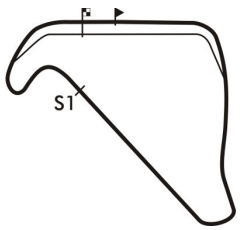

Session Start: 13:29:55 - Finish: 13:50:38
Weather/Track Conditions: Cloud/Dry
Circuit: Silverstone National
Track Length: 2.638 Km - 1.6390 miles

Silverstone Finals Historic Race Meeting - 21 - 22 Oct 2017

HSCC Classic Clubmans

Race 1 - Sector Analysis

50	Clive Wood (B)							Mallock Mk20B						
lap	Sect-1	Speed	Sect-2	Speed		Laptime	Pit	lap	Sect-1	Speed	Sect-2	Speed		Laptime	Pit
1		106.0	27.145	105.6		1:11.221		11	40.107	109.7	27.128	106.9		1:07.235	
2	39.280	107.7	26.597	105.4		1:05.877		12	39.496	109.3	26.949	105.9		1:06.445	
3	39.036	108.4	26.720	105.1		1:05.756		13	39.200	109.1	26.749	106.1		1:05.949	
4	39.987	109.1	26.996	105.4		1:06.983		14	39.781	108.8	26.826	106.4		1:06.607	
5	40.078	108.2	26.809	105.4		1:06.887		15	39.280	108.8	26.987	108.0		1:06.267	
6	39.674	108.8	26.504	106.1		1:06.178		16	39.549	108.8	26.524	106.1		1:06.073	
7	39.281	108.6	27.171	104.6		1:06.452		17	39.993	107.9	26.965	105.9		1:06.958	
8	40.760	108.9	26.833	102.8		1:07.593		18	39.696	108.1	26.679	105.9		1:06.375	
9	39.813	109.1	27.534	106.1		1:07.347		19	39.714	108.2	26.522	106.8		1:06.236	
10	39.929	109.3	28.137	105.4		1:08.066		20							

51	Philip Hart (B)							Mallock Mk16						
lap	Sect-1	Speed	Sect-2	Speed		Laptime	Pit	lap	Sect-1	Speed	Sect-2	Speed		Laptime	Pit
1		103.7	27.448	103.4		1:12.572		11	40.296	106.7	26.926	104.6		1:07.222	
2	40.325	104.0	27.044	102.8		1:07.369		12	39.988	107.0	26.540	104.2		1:06.528	
3	40.222	105.7	27.081	103.1		1:07.303		13	40.158	107.4	27.264	105.6		1:07.422	
4	40.518	107.0	27.130	103.7		1:07.648		14	41.204	106.0	26.683	104.2		1:07.887	
5	40.627	106.4	27.141	103.1		1:07.768		15	39.582	106.9	26.096	104.6		1:05.678	
6	40.319	106.0	26.450	103.7		1:06.769		16	40.926	102.8	27.637	104.4		1:08.563	
7	39.663	106.9	27.402	103.7		1:07.065		17	40.811	106.7	26.534	104.9		1:07.345	
8	40.782	106.7	27.080	103.9		1:07.862		18	40.898	106.9	26.965	104.2		1:07.863	
9	40.405	106.9	27.264	104.2		1:07.669		19	40.834	105.7	27.246	104.7		1:08.080	
10	40.219	107.2	27.942	104.2		1:08.161		20							

54	Barry Webb (B)							Mallock Mk16BW						
lap	Sect-1	Speed	Sect-2	Speed		Laptime	Pit	lap	Sect-1	Speed	Sect-2	Speed		Laptime	Pit
1		106.4	26.969	107.1		1:11.447		11	40.205	108.6	26.594	107.6		1:06.799	
2	39.908	107.7	26.660	105.9		1:06.568		12	39.623	109.3	26.380	106.4		1:06.003	
3	39.823	108.1	26.779	105.2		1:06.602		13	39.820	108.8	26.691	107.3		1:06.511	
4	40.308	108.8	26.832	104.7		1:07.140		14	40.627	107.4	26.399	107.6		1:07.026	
5	40.786	107.9	26.809	105.6		1:07.595		15	39.333	108.1	26.376	107.3		1:05.709	
6	39.708	108.1	27.179	106.2		1:06.887		16	39.574	108.6	27.107	106.4		1:06.681	
7	39.786	108.1	27.572	104.9		1:07.358		17	40.053	108.1	26.233	107.3		1:06.286	
8	41.230	108.1	27.165	104.9		1:08.395		18	39.768	107.7	26.275	106.4		1:06.043	
9	39.973	108.6	27.038	106.6		1:07.011		19	39.378	107.7	26.044	107.8		1:05.422	
10	40.067	108.9	27.229	106.1		1:07.296		20							

58	John Muirhead (B)							Mallock Mk18						
lap	Sect-1	Speed	Sect-2	Speed		Laptime	Pit	lap	Sect-1	Speed	Sect-2	Speed		Laptime	Pit
1		103.1	28.596	101.5		1:15.565		10	42.355	103.9	28.205	102.9		1:10.560	
2	42.974	102.3	28.431	102.1		1:11.405		11	41.954	102.9	27.813	101.3		1:09.767	
3	42.015	104.0	27.739	101.5		1:09.754		12	41.832	102.8	28.163	101.0		1:09.995	
4	41.781	104.9	28.600	100.6		1:10.381		13	41.836	102.6	28.317	101.3		1:10.153	
5	42.797	104.2	27.954	101.8		1:10.751		14	41.656	102.6	28.119	102.0		1:09.775	
6	41.197	103.6	27.851	101.6		1:09.048		15	41.939	102.6	28.110	102.6		1:10.049	
7	41.218	103.7	28.084	100.9		1:09.302		16	41.854	103.4	27.781	102.0		1:09.635	
8	41.813	102.9	28.133	102.9		1:09.946		17	42.654	102.8	28.280	101.6		1:10.934	
9	41.219	102.9	28.526	102.4		1:09.745		18	42.296	102.6	28.184	102.6		1:10.480	

60	Trish Hunter (B)							Mallock Mk16						
lap	Sect-1	Speed	Sect-2	Speed		Laptime	Pit	lap	Sect-1	Speed	Sect-2	Speed		Laptime	Pit
1		103.6	28.827	101.3		1:17.786		10	41.561	105.7	28.864	102.8		1:10.425	
2	41.497	106.0	28.342	103.2		1:09.839		11	42.017	105.7	27.927	102.3		1:09.944	
3	43.053	106.2	28.174	102.6		1:11.227		12	41.488	106.2	28.139	101.8		1:09.627	
4	42.837	106.2	28.824	102.0		1:11.661		13	41.679	105.0	28.016	102.9		1:09.695	
5	42.425	106.4	28.666	101.5		1:11.091		14	42.018	106.7	27.445	103.6		1:09.463	
6	42.065	106.2	28.692	101.8		1:10.757		15	41.115	105.0	27.984	103.7		1:09.099	
7	42.531	104.5	28.561	102.6		1:11.092		16	41.719	104.7	27.774	103.2		1:09.493	
8	41.763	105.4	28.154	104.2		1:09.917		17	42.809	105.0	27.379	103.2		1:10.188	
9	41.988	104.9	28.414	102.1		1:10.402		18	40.919	105.8	27.567	103.1		1:08.486	

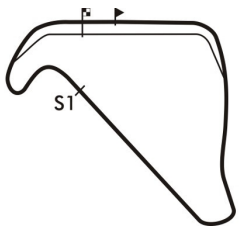

Session Start: 13:29:55 - Finish: 13:50:38
Weather/Track Conditions: Cloud/Dry
Circuit: Silverstone National
Track Length: 2.638 Km - 1.6390 miles

Silverstone Finals Historic Race Meeting - 21 - 22 Oct 2017

HSCC Classic Clubmans

Race 1 - Sector Analysis

68	Dave Facer (B)							Mallock Mk18BW							
lap	Sect-1	Speed	Sect-2	Speed		Laptime	Pit	lap	Sect-1	Speed	Sect-2	Speed		Laptime	Pit
1		107.2	28.034	104.7		1:15.722		11	39.601	110.4	27.093	107.3		1:06.694	
2	42.178	107.5	27.697	105.6		1:09.875		12	39.973	110.6	26.550	106.8		1:06.523	
3	40.285	108.8	27.418	105.2		1:07.703		13	39.018	109.8	26.711	107.3		1:05.729	
4	39.600	109.8	27.505	105.2		1:07.105		14	39.258	109.5	26.863	107.3		1:06.121	
5	39.833	109.5	27.578	105.7		1:07.411		15	38.761	109.3	26.510	107.6		1:05.271	
6	39.738	108.8	26.957	106.1		1:06.695		16	39.107	109.5	27.831	107.3		1:06.938	
7	40.117	109.8	28.018	105.7		1:08.135		17	40.818	110.4	26.750	108.2		1:07.568	
8	39.958	109.7	27.785	105.7		1:07.743		18	40.263	110.4	27.855	107.5		1:08.118	
9	39.511	109.7	28.557	105.7		1:08.068		19	39.963	109.7	27.561	108.5		1:07.524	
10	39.742	110.6	28.335	105.9		1:08.077		20							

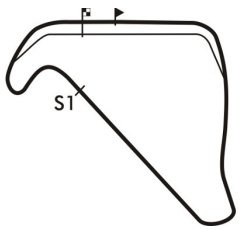

Session Start: 13:29:55 - Finish: 13:50:38
Weather/Track Conditions: Cloud/Dry
Circuit: Silverstone National
Track Length: 2.638 Km - 1.6390 miles

Silverstone Finals Historic Race Meeting - 21 - 22 Oct 2017

HSCC Classic Clubmans

Race 1 - Best Sector Times

	SECTOR 1			SECTOR 2		
	NO	TIME	LAP	NO	TIME	LAP
1	1	34.222	7	1	23.570	3
2	2	34.650	5	32	24.380	2
3	32	35.262	3	2	24.542	3
4	17	35.390	2	17	24.590	18
5	14	35.574	16	14	24.680	18
6	24	35.688	3	24	25.217	3
7	4	37.027	3	4	25.493	2
8	68	38.761	15	54	26.044	19
9	50	39.036	3	51	26.096	15
10	54	39.333	15	50	26.504	6
11	51	39.582	15	68	26.510	15
12	60	40.919	18	60	27.379	17
13	35	40.928	15	35	27.650	16
14	58	41.197	6	58	27.739	3
15	46	41.360	6	46	28.392	16
16	42	41.476	11	42	28.950	14

IDEAL / BEST LAP COMPARISON

NO	NAME	BEST	IN	IDEAL	DIFF
2	John Harrison	59.233	4	59.192	+0.041
32	Spencer McCarthy	59.739	3	59.642	+0.097
17	Alan Cook	1:00.183	2	59.980	+0.203
14	David Wale	1:00.354	16	1:00.254	+0.100
24	Mike Lane	1:00.905	3	1:00.905	+0.000
4	Steve Chaplin	1:02.536	3	1:02.520	+0.016
68	Dave Facer	1:05.271	15	1:05.271	+0.000
54	Barry Webb	1:05.422	19	1:05.377	+0.045
51	Philip Hart	1:05.678	15	1:05.678	+0.000
50	Clive Wood	1:05.756	3	1:05.540	+0.216
60	Trish Hunter	1:08.486	18	1:08.298	+0.188
35	Roger Waite	1:08.997	15	1:08.578	+0.419
58	John Muirhead	1:09.048	6	1:08.936	+0.112
46	John Bowles	1:10.126	8	1:09.752	+0.374
1	Mark Charteris	57.912	7	57.792	+0.120
42	Pippa Tanner-Wood	1:10.458	14	1:10.426	+0.032

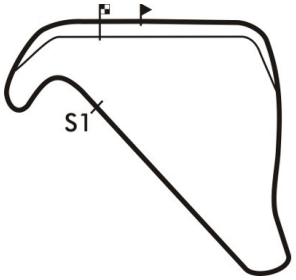

Session Start: 13:29:55 - Finish: 13:50:38
Weather/Track Conditions: Cloud/Dry
Circuit: Silverstone National
Track Length: 2.638 Km - 1.6390 miles

Silverstone Finals Historic Race Meeting - 21 - 22 Oct 2017

HSCC Classic Clubmans

Race 1 - Best Sector Speeds

	NO	SECTOR 1	MPH	NO	SECTOR 2	MPH
1	1	Mark Charteris	126.6	2	John Harrison	122.9
2	2	John Harrison	126.4	1	Mark Charteris	122.2
3	32	Spencer McCarthy	125.7	17	Alan Cook	122.0
4	17	Alan Cook	125.4	32	Spencer McCarthy	120.9
5	24	Mike Lane	123.4	4	Steve Chaplin	120.5
6	14	David Wale	122.2	14	David Wale	120.2
7	4	Steve Chaplin	121.8	24	Mike Lane	119.8
8	35	Roger Waite	112.0	68	Dave Facer	108.5
9	46	John Bowles	110.7	50	Clive Wood	108.0
10	68	Dave Facer	110.6	54	Barry Webb	107.8
11	50	Clive Wood	109.7	46	John Bowles	106.8
12	54	Barry Webb	109.3	35	Roger Waite	106.4
13	51	Philip Hart	107.4	42	Pippa Tanner-Wood	105.9
14	42	Pippa Tanner-Wood	107.2	51	Philip Hart	105.6
15	60	Trish Hunter	106.7	60	Trish Hunter	104.2
16	58	John Muirhead	104.9	58	John Muirhead	102.9

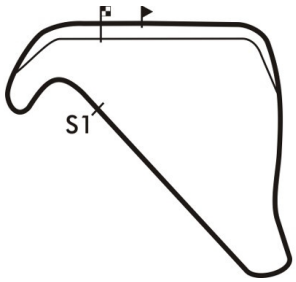

Session Start: 13:29:55 - Finish: 13:50:38
Weather/Track Conditions: Cloud/Dry
Circuit: Silverstone National
Track Length: 2.638 Km - 1.6390 miles

Silverstone Finals Historic Race Meeting - 21 - 22 Oct 2017

HSCC Classic Clubmans

Race 1 - Lap Chart

Lap 1			Lap 2			Lap 3			Lap 4			Lap 5			Lap 6		
NO	Behind	Laptime	NO	Behind	Laptime	NO	Behind	Laptime	NO	Behind	Laptime	NO	Behind	Laptime	NO	Behind	Laptime
1		1:02.105	1		58.969	1		58.241	1		58.777	1		59.513	1		59.661
2	1.364	1:03.469	2	2.240	59.845	2	3.318	59.319	2	3.774	59.233	42	1 LAP	1:13.141	58	1 LAP	1:10.751
17	3.573	1:05.678	17	4.787	1:00.183	17	6.785	1:00.239	32	8.426	1:00.399	32	10.691	1:01.778	35	1 LAP	1:11.544
32	3.813	1:05.918	32	5.306	1:00.462	32	6.804	59.739	17	9.312	1:01.304	17	11.312	1:01.513	60	1 LAP	1:11.091
24	4.807	1:06.912	24	7.210	1:01.372	24	9.874	1:00.905	24	13.109	1:02.012	24	15.676	1:02.080	46	1 LAP	1:11.436
14	6.125	1:08.230	14	9.107	1:01.951	14	11.920	1:01.054	14	13.993	1:00.850	14	16.071	1:01.591	17	15.084	1:03.433
4	6.617	1:08.722	4	10.822	1:03.174	4	15.117	1:02.536	4	20.528	1:04.188	2	20.546	1:16.285	32	15.260	1:04.230
50	9.116	1:11.221	50	16.024	1:05.877	50	23.539	1:05.756	50	31.745	1:06.983	4	25.945	1:04.930	42	1 LAP	1:13.255
54	9.342	1:11.447	54	16.941	1:06.568	54	25.302	1:06.602	54	33.665	1:07.140	50	39.119	1:06.887	14	18.445	1:02.035
51	10.467	1:12.572	51	18.867	1:07.369	51	27.929	1:07.303	51	36.800	1:07.648	54	41.747	1:07.595	24	18.585	1:02.570
35	13.421	1:15.526	68	24.523	1:09.875	68	33.985	1:07.703	68	42.313	1:07.105	51	45.055	1:07.768	4	30.414	1:04.130
58	13.460	1:15.565	58	25.896	1:11.405	58	37.409	1:09.754	58	49.013	1:10.381	68	50.211	1:07.411	50	45.636	1:06.178
68	13.617	1:15.722	35	26.044	1:11.592	35	39.092	1:11.289	35	51.268	1:10.953				54	48.973	1:06.887
60	15.681	1:17.786	60	26.551	1:09.839	60	39.537	1:11.227	60	52.421	1:11.661				51	52.163	1:06.769
46	17.626	1:19.731	46	29.643	1:10.986	46	42.097	1:10.695	46	54.966	1:11.646				68	57.245	1:06.695
42	19.104	1:21.209	42	33.808	1:13.673	42	47.922	1:12.355									

Session Start: 13:29:55 - Finish: 13:50:38
Weather/Track Conditions: Cloud/Dry
Circuit: Silverstone National
Track Length: 2.638 Km - 1.6390 miles

Silverstone Finals Historic Race Meeting - 21 - 22 Oct 2017

HSCC Classic Clubmans

Race 1 - Lap Chart

Lap 7			Lap 8			Lap 9			Lap 10			Lap 11			Lap 12		
NO	Behind	Laptime	NO	Behind	Laptime	NO	Behind	Laptime	NO	Behind	Laptime	NO	Behind	Laptime	NO	Behind	Laptime
1		57.912	1		59.001	1		59.425	32		1:07.302	32		1:05.455	17		1:02.281
2	1 LAP	1:40.590	51	1 LAP	1:07.065	50	1 LAP	1:07.593	17	2.839	1:04.506	17	1.903	1:04.519	14	0.569	1:02.688
58	1 LAP	1:09.048	2	1 LAP	1:00.636	54	1 LAP	1:08.395	14	3.338	1:04.291	14	2.065	1:04.182	32	1.648	1:05.832
35	1 LAP	1:10.147	68	1 LAP	1:08.135	2	1 LAP	1:02.767	58	1 LAP	1:09.745	58	1 LAP	1:10.560	58	1 LAP	1:09.767
60	1 LAP	1:10.757	32	21.374	1:00.992	51	1 LAP	1:07.862	35	1 LAP	1:10.048	35	1 LAP	1:11.123	24	26.935	1:05.613
32	19.383	1:02.035	58	1 LAP	1:09.302	68	1 LAP	1:07.743	60	1 LAP	1:10.402	60	1 LAP	1:10.425	35	1 LAP	1:10.172
17	19.870	1:02.698	17	25.369	1:04.500	32	23.421	1:01.472	46	1 LAP	1:11.727	24	25.506	1:06.150	60	1 LAP	1:09.944
46	1 LAP	1:10.741	14	26.215	1:02.571	17	29.056	1:03.112	24	24.811	1:05.116	46	1 LAP	1:11.669	4	31.659	1:05.255
14	22.645	1:02.112	35	1 LAP	1:11.229	14	29.770	1:02.980	4	28.388	1:07.380	4	30.588	1:07.655	2	35.105	1:00.452
42	1 LAP	1:12.095	60	1 LAP	1:11.092	58	1 LAP	1:09.946	42	1 LAP	1:13.527	2	38.837	1:01.329	46	1 LAP	1:11.493
24	36.161	1:15.488	46	1 LAP	1:11.193	35	1 LAP	1:09.700	2	42.963	1:03.226	42	1 LAP	1:12.909	50	52.074	1:06.445
4	37.635	1:05.133	24	42.988	1:05.828	60	1 LAP	1:09.917	50	48.033	1:08.066	50	49.813	1:07.235	42	1 LAP	1:11.206
50	54.176	1:06.452	42	1 LAP	1:13.061	46	1 LAP	1:10.126	54	51.972	1:07.296	54	53.316	1:06.799	54	55.135	1:06.003
54	58.419	1:07.358	4	44.643	1:06.009	24	50.418	1:06.855	51	55.859	1:08.161	51	57.626	1:07.222	51	59.970	1:06.528
						4	51.731	1:06.513	68	1:02.207	1:08.077	68	1:03.446	1:06.694			
						42	1 LAP	1:12.415									

Session Start: 13:29:55 - Finish: 13:50:38
Weather/Track Conditions: Cloud/Dry
Circuit: Silverstone National
Track Length: 2.638 Km - 1.6390 miles

Silverstone Finals Historic Race Meeting - 21 - 22 Oct 2017

HSCC Classic Clubmans

Race 1 - Lap Chart

Lap 13			Lap 14			Lap 15			Lap 16			Lap 17			Lap 18		
NO	Behind	Laptime	NO	Behind	Laptime	NO	Behind	Laptime	NO	Behind	Laptime	NO	Behind	Laptime	NO	Behind	Laptime
17		1:01.756	17		1:00.703	17		1:01.853	17		1:00.673	17		1:01.443	17		1:00.550
32	0.244	1:00.352	32	0.289	1:00.748	50	1 LAP	1:06.607	14	1.702	1:00.354	14	0.769	1:00.510	14	1.024	1:00.805
14	1.003	1:02.190	14	2.230	1:01.930	14	2.021	1:01.644	46	2 LAPS	1:11.257	35	2 LAPS	1:08.997	58	2 LAPS	1:09.635
68	1 LAP	1:06.523	42	2 LAPS	1:12.097	54	1 LAP	1:07.026	50	1 LAP	1:06.267	60	2 LAPS	1:09.099	35	2 LAPS	1:09.547
24	28.186	1:03.007	51	1 LAP	1:07.422	32	5.881	1:07.445	32	8.643	1:03.435	50	1 LAP	1:06.073	60	2 LAPS	1:09.493
58	1 LAP	1:09.995	68	1 LAP	1:05.729	51	1 LAP	1:07.887	54	1 LAP	1:05.709	32	12.267	1:05.067	50	1 LAP	1:06.958
2	33.992	1:00.643	24	31.333	1:03.850	68	1 LAP	1:06.121	51	1 LAP	1:05.678	54	1 LAP	1:06.681	32	18.863	1:07.146
4	37.022	1:07.119	2	35.639	1:02.350	42	2 LAPS	1:12.827	68	1 LAP	1:05.271	46	2 LAPS	1:11.159	54	1 LAP	1:06.286
35	1 LAP	1:09.584	58	1 LAP	1:10.153	24	32.879	1:03.399	42	2 LAPS	1:10.458	51	1 LAP	1:08.563	46	2 LAPS	1:10.380
60	1 LAP	1:09.627	4	42.098	1:05.779	2	34.804	1:01.018	2	34.587	1:00.456	68	1 LAP	1:06.938	51	1 LAP	1:07.345
46	1 LAP	1:10.714	35	1 LAP	1:10.268	4	44.905	1:04.660	24	36.073	1:03.867	2	34.555	1:01.411	68	1 LAP	1:07.568
50	56.267	1:05.949	60	1 LAP	1:09.695	58	1 LAP	1:09.775	4	48.906	1:04.674	24	37.723	1:03.093	2	35.610	1:01.605
54	59.890	1:06.511	46	1 LAP	1:11.191	35	1 LAP	1:09.207	58	1 LAP	1:10.049	4	52.539	1:05.076	24	39.889	1:02.716
						60	1 LAP	1:09.463							4	57.040	1:05.051

Session Start: 13:29:55 - Finish: 13:50:38
Weather/Track Conditions: Cloud/Dry
Circuit: Silverstone National
Track Length: 2.638 Km - 1.6390 miles

Silverstone Finals Historic Race Meeting - 21 - 22 Oct 2017

HSCC Classic Clubmans

Race 1 - Lap Chart

Lap 19			Lap 20		
NO	Behind	Laptime	NO	Behind	Laptime
17		1:00.870	17		1:01.097
14	1.455	1:01.301	14	1.262	1:00.904
58	2 LAPS	1:10.934	58	2 LAPS	1:10.480
35	2 LAPS	1:09.849	35	2 LAPS	1:09.071
60	2 LAPS	1:10.188	60	2 LAPS	1:08.486
50	1 LAP	1:06.375	50	1 LAP	1:06.236
54	1 LAP	1:06.043	54	1 LAP	1:05.422
32	29.772	1:11.779	51	1 LAP	1:08.080
46	2 LAPS	1:10.227	2	43.870	1:06.207
51	1 LAP	1:07.863	68	1 LAP	1:07.524
68	1 LAP	1:08.118	24	46.056	1:04.936
2	38.760	1:04.020	46	2 LAPS	1:13.016
24	42.217	1:03.198	32	54.293	1:25.618
4	1:00.554	1:04.384	4	1:04.176	1:04.719

Session Start: 13:29:55 - Finish: 13:50:38
Weather/Track Conditions: Cloud/Dry
Circuit: Silverstone National
Track Length: 2.638 Km - 1.6390 miles

Silverstone Finals Historic Race Meeting - 21 - 22 Oct 2017

HSCC/FJHRA Silverline Historic Formula Junior Front Engine

Qualifying for Race 2 - Classification

Sheet No:

POS	NO	DRIVER/S	CLASS	CLASS POS	CAR MAKE / MODEL	TIME	ON	LAPS	GAP	DIFF	MPH
1	2	Mark Woodhouse	B2	1	Elva 100	1:23.738	9	9			70.46
2	11	Nick Taylor	B2	2	Elva 100	1:23.742	8	9	0.004	0.004	70.46
3	9	John Chisholm	B2	3	Gemini Mk2	1:26.675	8	8	2.937	2.933	68.07
4	15	Ian Phillips	B2	4	BMC Mk1	1:26.780	8	8	3.042	0.105	67.99
5	14	Charlie Besley	B2	5	Elva 100	1:26.991	5	8	3.253	0.211	67.83
6	29	William Grimshaw	B2	6	Moorland Mk1	1:27.370	7	8	3.632	0.379	67.53
7	3	Justin Fleming	B2	7	Lola Mk2	1:27.540	2	8	3.802	0.170	67.40
8	26	Roger Dexter	B2	8	Elva 100	1:28.942	8	8	5.204	1.402	66.34
9	4	Graham Barron	B1	1	Gemini Mk2	1:28.999	8	8	5.261	0.057	66.30
10	93	Rudolf Ernst	B2	9	Mitter DKW	1:29.714	6	8	5.976	0.715	65.77
11	38	Michael Fowler	B2	10	Gemini Mk2	1:30.357	7	8	6.619	0.643	65.30
12	90	Mark Haynes	B2	11	Nota FJ	1:35.018	7	7	11.280	4.661	62.10
13	13	John Arnold	B1	2	Elva 100	1:37.396	7	7	13.658	2.378	60.58
14	66	Tony Pearson	A	1	Bandini	1:38.935	4	7	15.197	1.539	59.64
15	47	Richard Utley	C1	1	Caravelle Mk1	1:50.886	4	6	27.148	11.951	53.21

Session Start: 09:21:07 - Finish: 09:33:11
Weather/Track Conditions: Sun/Damp
Circuit: Silverstone National
Track Length: 2.638 Km - 1.6390 miles

These results are provisional until the conclusion of any judicial and technical matters.

Clerk of the Course:	Timekeeper:	Issued at:
Julian Floyd	Nick Palmer	

Silverstone Finals Historic Race Meeting - 21 - 22 Oct 2017

HSCC/FJHRA Silverline Historic Formula Junior Front Engine

Qualifying for Race 2 - Sector Analysis

2	Mark Woodhouse (B2)							Elva 100						
lap	Sect-1	Speed	Sect-2	Speed		Laptime	Pit	lap	Sect-1	Speed	Sect-2	Speed		Laptime	Pit
1	54.086	91.3	37.063	83.9		1:31.149		6	49.890	94.3	35.200	90.2		1:25.090	
2	50.928	103.7	35.191	91.1		1:26.119		7	49.178	95.9	36.345	88.2		1:25.523	
3	49.838	92.9	35.645	90.8		1:25.483		8	49.718	93.7	35.175	88.0		1:24.893	
4	50.923	94.8	35.358	86.5		1:26.281		9	49.302	96.3	34.436	90.1		1:23.738	
5	49.674	97.7	34.993	89.8		1:24.667		10							

3	Justin Fleming (B2)							Lola Mk2						
lap	Sect-1	Speed	Sect-2	Speed		Laptime	Pit	lap	Sect-1	Speed	Sect-2	Speed		Laptime	Pit
1	54.847	91.1	35.888	96.6		1:30.735		5	51.581	103.1	36.365	90.6		1:27.946	
2	50.823	98.8	36.717	90.7		1:27.540		6	52.246	101.4	36.370	92.1		1:28.616	
3	51.598	97.5	36.773	92.8		1:28.371		7	52.932	103.1	36.672	92.4		1:29.604	
4	52.324	85.4	36.649	91.6		1:28.973		8	1:04.034	87.4	37.226	88.6		1:41.260	

4	Graham Barron (B1)							Gemini Mk2						
lap	Sect-1	Speed	Sect-2	Speed		Laptime	Pit	lap	Sect-1	Speed	Sect-2	Speed		Laptime	Pit
1	59.678	92.4	37.346	83.8		1:37.024		5	53.526	93.5	37.472	82.9		1:30.998	
2	56.658	82.5	38.088	81.3		1:34.746		6	53.487	95.1	37.012	88.0		1:30.499	
3	54.815	90.2	37.801	84.7		1:32.616		7	52.677	97.1	36.589	88.2		1:29.266	
4	54.593	92.3	37.190	87.0		1:31.783		8	52.721	97.7	36.278	84.7		1:28.999	

9	John Chisholm (B2)							Gemini Mk2						
lap	Sect-1	Speed	Sect-2	Speed		Laptime	Pit	lap	Sect-1	Speed	Sect-2	Speed		Laptime	Pit
1	59.039	88.0	37.840	85.7		1:36.879		5	52.719	91.3	36.920	86.6		1:29.639	
2	55.323	94.7	36.806	87.5		1:32.129		6	52.220	89.6	36.044	89.1		1:28.264	
3	54.191	86.5	37.475	87.5		1:31.666		7	52.010	90.1	35.598	92.8		1:27.608	
4	52.512	83.6	37.008	91.0		1:29.520		8	50.985	91.8	35.690	87.6		1:26.675	

11	Nick Taylor (B2)							Elva 100						
lap	Sect-1	Speed	Sect-2	Speed		Laptime	Pit	lap	Sect-1	Speed	Sect-2	Speed		Laptime	Pit
1	53.758	95.1	35.369	90.8		1:29.127		6	50.000	100.2	34.567	92.6		1:24.567	
2	50.181	97.3	35.015	92.1		1:25.196		7	48.936	98.0	36.054	90.1		1:24.990	
3	49.655	100.2	34.685	91.3		1:24.340		8	49.364	101.8	34.378	91.1		1:23.742	
4	50.516	96.3	34.990	92.6		1:25.506		9	49.229	98.1	34.837	89.8		1:24.066	
5	49.964	99.4	34.672	91.7		1:24.636		10							

13	John Arnold (B1)							Elva 100						
lap	Sect-1	Speed	Sect-2	Speed		Laptime	Pit	lap	Sect-1	Speed	Sect-2	Speed		Laptime	Pit
1	1:01.903	73.5	41.924	72.3		1:43.827		5	59.603	70.4	40.301	81.3		1:39.904	
2	1:02.255	77.7	41.411	74.9		1:43.666		6	56.951	77.9	41.742	73.1		1:38.693	
3	58.167	73.1	40.626	78.7		1:38.793		7	57.140	79.4	40.256	74.5		1:37.396	
4	58.970	70.8	40.749	79.5		1:39.719		8							

14	Charlie Besley (B2)							Elva 100						
lap	Sect-1	Speed	Sect-2	Speed		Laptime	Pit	lap	Sect-1	Speed	Sect-2	Speed		Laptime	Pit
1	58.491	82.2	40.078	78.7		1:38.569		5	52.084	89.2	34.907	89.5		1:26.991	
2	56.620	78.7	36.896	82.2		1:33.516		6	51.497	89.2	55.367	81.5		1:46.864	
3	56.616	66.9	39.540	74.8		1:36.156		7	55.431	80.1	35.668	88.8		1:31.099	
4	54.903	84.3	35.176	87.0		1:30.079		8	53.972	79.2	35.586	87.6		1:29.558	

15	Ian Phillips (B2)							BMC Mk1						
lap	Sect-1	Speed	Sect-2	Speed		Laptime	Pit	lap	Sect-1	Speed	Sect-2	Speed		Laptime	Pit
1	59.845	93.6	37.691	81.0		1:37.536		5	52.073	88.1	38.910	88.2		1:30.983	
2	55.055	94.7	37.389	86.0		1:32.444		6	52.914	85.3	36.755	89.1		1:29.669	
3	52.603	100.5	38.249	84.6		1:30.852		7	51.375	95.7	36.452	92.2		1:27.827	
4	54.777	79.4	37.345	88.8		1:32.122		8	51.335	100.0	35.445	89.4		1:26.780	

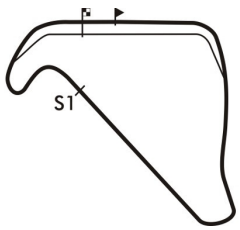

Session Start: 09:21:07 - Finish: 09:33:11
Weather/Track Conditions: Sun/Damp
Circuit: Silverstone National
Track Length: 2.638 Km - 1.6390 miles

Silverstone Finals Historic Race Meeting - 21 - 22 Oct 2017

HSCC/FJHRA Silverline Historic Formula Junior Front Engine

Qualifying for Race 2 - Sector Analysis

26 Roger Dexter (B2) — Elva 100

lap	Sect-1	Speed	Sect-2	Speed	Laptime	Pit	lap	Sect-1	Speed	Sect-2	Speed	Laptime	Pit
1	1:00.150	75.5	39.360	82.6	1:39.510		5	56.040	83.4	37.692	81.4	1:33.732	
2	58.173	80.6	38.270	79.1	1:36.443		6	54.949	79.0	37.382	85.3	1:32.331	
3	57.383	82.0	38.492	81.5	1:35.875		7	54.258	87.7	36.151	85.4	1:30.409	
4	55.973	84.1	37.972	82.3	1:33.945		8	53.185	82.5	35.757	85.2	1:28.942	

29 William Grimshaw (B2) — Moorland Mk1

lap	Sect-1	Speed	Sect-2	Speed	Laptime	Pit	lap	Sect-1	Speed	Sect-2	Speed	Laptime	Pit
1	56.175	87.4	37.953	86.4	1:34.128		5	55.222	80.0	37.871	90.1	1:33.093	
2	54.538	85.6	36.740	87.0	1:31.278		6	53.540	85.3	36.648	93.3	1:30.188	
3	53.304	89.4	50.233	81.7	1:43.537		7	52.434	99.7	34.936	93.2	1:27.370	
4	54.813	88.3	37.243	89.1	1:32.056		8	51.670	95.9	36.881	86.9	1:28.551	

38 Michael Fowler (B2) — Gemini Mk2

lap	Sect-1	Speed	Sect-2	Speed	Laptime	Pit	lap	Sect-1	Speed	Sect-2	Speed	Laptime	Pit
1	59.380	92.7	37.445	82.2	1:36.825		5	54.008	95.3	37.639	85.2	1:31.647	
2	56.323	99.0	38.359	82.5	1:34.682		6	55.273	96.1	37.061	85.0	1:32.334	
3	55.896	81.2	38.223	82.5	1:34.119		7	52.843	97.5	37.514	82.0	1:30.357	
4	54.869	94.0	37.435	84.4	1:32.304		8	53.928	94.9	37.232	82.2	1:31.160	

47 Richard Utley (C1) — Caravelle Mk1

lap	Sect-1	Speed	Sect-2	Speed	Laptime	Pit	lap	Sect-1	Speed	Sect-2	Speed	Laptime	Pit
1	1:07.653	66.4	45.020	66.3	1:52.673		4	1:05.091	69.2	45.795	73.8	1:50.886	
2	1:07.921	57.1	47.646	62.7	1:55.567		5	1:06.927	68.8	48.206	61.3	1:55.133	
3	1:09.860	70.5	44.695	67.4	1:54.555		6	1:07.171	63.4	45.188	70.1	1:52.359	

66 Tony Pearson (A) — Bandini

lap	Sect-1	Speed	Sect-2	Speed	Laptime	Pit	lap	Sect-1	Speed	Sect-2	Speed	Laptime	Pit
1	1:08.224	73.2	42.408	74.8	1:50.632		5	1:00.349	76.7	41.260	78.1	1:41.609	
2	1:02.954	74.9	41.948	76.7	1:44.902		6	59.172	85.9	40.221	78.2	1:39.393	
3	59.918	82.3	40.172	78.6	1:40.090		7	59.989	82.6	40.596	73.6	1:40.585	
4	59.240	86.7	39.695	77.1	1:38.935		8						

90 Mark Haynes (B2) — Nota FJ

lap	Sect-1	Speed	Sect-2	Speed	Laptime	Pit	lap	Sect-1	Speed	Sect-2	Speed	Laptime	Pit
1	1:04.593	68.3	40.870	83.6	1:45.463		5	57.780	62.6	40.750	86.3	1:38.530	
2	56.538	69.5	40.900	83.6	1:37.438		6	56.356	76.8	40.546	82.1	1:36.902	
3	55.202	73.6	40.067	83.0	1:35.269		7	55.028	76.2	39.990	79.7	1:35.018	
4	57.915	64.4	41.662	82.6	1:39.577		8						

93 Rudolf Ernst (B2) — Mitter DKW

lap	Sect-1	Speed	Sect-2	Speed	Laptime	Pit	lap	Sect-1	Speed	Sect-2	Speed	Laptime	Pit
1	57.174	92.6	37.268	87.2	1:34.442		5	54.188	91.8	36.329	89.4	1:30.517	
2	54.671	93.6	36.605	86.2	1:31.276		6	53.996	94.4	35.718	88.3	1:29.714	
3	54.257	93.1	36.732	87.8	1:30.989		7	54.352	91.4	36.053	88.2	1:30.405	
4	54.480	93.6	36.534	87.7	1:31.014		8	54.215	92.8	35.731	87.1	1:29.946	

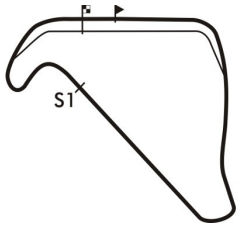

Session Start: 09:21:07 - Finish: 09:33:11
Weather/Track Conditions: Sun/Damp
Circuit: Silverstone National
Track Length: 2.638 Km - 1.6390 miles

Silverstone Finals Historic Race Meeting - 21 - 22 Oct 2017

HSCC/FJHRA Silverline Historic Formula Junior Front Engine

Qualifying for Race 2 - Best Sector Times

	SECTOR 1			SECTOR 2		
	NO	TIME	LAP	NO	TIME	LAP
1	11	48.936	7	11	34.378	8
2	2	49.178	7	2	34.436	9
3	3	50.823	2	14	34.907	5
4	9	50.985	8	29	34.936	7
5	15	51.335	8	15	35.445	8
6	14	51.497	6	9	35.598	7
7	29	51.670	8	93	35.718	6
8	4	52.677	7	26	35.757	8
9	38	52.843	7	3	35.888	1
10	26	53.185	8	4	36.278	8
11	93	53.996	6	38	37.061	6
12	90	55.028	7	66	39.695	4
13	13	56.951	6	90	39.990	7
14	66	59.172	6	13	40.256	7
15	47	1:05.091	4	47	44.695	3
16	147			147		

IDEAL / BEST LAP COMPARISON

NO	NAME	BEST	IN	IDEAL	DIFF
2	Mark Woodhouse	1:23.738	9	1:23.614	+0.124
11	Nick Taylor	1:23.742	8	1:23.314	+0.428
9	John Chisholm	1:26.675	8	1:26.583	+0.092
15	Ian Phillips	1:26.780	8	1:26.780	+0.000
14	Charlie Besley	1:26.991	5	1:26.404	+0.587
29	William Grimshaw	1:27.370	7	1:26.606	+0.764
3	Justin Fleming	1:27.540	2	1:26.711	+0.829
26	Roger Dexter	1:28.942	8	1:28.942	+0.000
4	Graham Barron	1:28.999	8	1:28.955	+0.044
93	Rudolf Ernst	1:29.714	6	1:29.714	+0.000
38	Michael Fowler	1:30.357	7	1:29.904	+0.453
90	Mark Haynes	1:35.018	7	1:35.018	+0.000
13	John Arnold	1:37.396	7	1:37.207	+0.189
66	Tony Pearson	1:38.935	4	1:38.867	+0.068
47	Richard Utley	1:50.886	4	1:49.786	+1.100

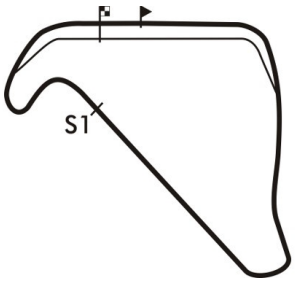

Session Start: 09:21:07 - Finish: 09:33:11
Weather/Track Conditions: Sun/Damp
Circuit: Silverstone National
Track Length: 2.638 Km - 1.6390 miles

Silverstone Finals Historic Race Meeting - 21 - 22 Oct 2017

HSCC/FJHRA Silverline Historic Formula Junior Front Engine

Qualifying for Race 2 - Best Sector Speeds

	NO	SECTOR 1	MPH	NO	SECTOR 2	MPH
1	2	Mark Woodhouse	103.7	3	Justin Fleming	96.6
2	3	Justin Fleming	103.1	29	William Grimshaw	93.3
3	11	Nick Taylor	101.8	9	John Chisholm	92.8
4	15	Ian Phillips	100.5	11	Nick Taylor	92.6
5	29	William Grimshaw	99.7	15	Ian Phillips	92.2
6	38	Michael Fowler	99.0	2	Mark Woodhouse	91.1
7	4	Graham Barron	97.7	14	Charlie Besley	89.5
8	9	John Chisholm	94.7	93	Rudolf Ernst	89.4
9	93	Rudolf Ernst	94.4	4	Graham Barron	88.2
10	14	Charlie Besley	89.2	90	Mark Haynes	86.3
11	26	Roger Dexter	87.7	26	Roger Dexter	85.4
12	66	Tony Pearson	86.7	38	Michael Fowler	85.2
13	13	John Arnold	79.4	13	John Arnold	81.3
14	90	Mark Haynes	76.8	66	Tony Pearson	78.6
15	47	Richard Utley	70.5	47	Richard Utley	73.8
16	147	Clinton McCarthy	0.0	147	Clinton McCarthy	0.0

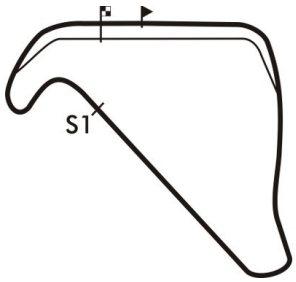

Session Start: 09:21:07 - Finish: 09:33:11
Weather/Track Conditions: Sun/Damp
Circuit: Silverstone National
Track Length: 2.638 Km - 1.6390 miles

Silverstone Finals Historic Race Meeting - 21 - 22 Oct 2017

HSCC/FJHRA Silverline Historic Formula Junior Front Engine

Race 2 - Starting Grid

Sheet No:

Start Time : 14:05 - Heat Duration : 15 Minutes

ROW				
8			15	47 Richard Utley
7	14	66 Tony Pearson	13	13 John Arnold
6	12	90 Mark Haynes	11	38 Michael Fowler
5	10	93 Rudolf Ernst	9	4 Graham Barron
4	8	26 Roger Dexter	7	3 Justin Fleming
3	6	29 William Grimshaw	5	14 Charlie Besley
2	4	15 Ian Phillips	3	9 John Chisholm
1	2	11 Nick Taylor	1	2 Mark Woodhouse

Pole Left

Circuit: Silverstone National
Track Length: 2.638 Km - 1.6390 miles

These results are provisional until the conclusion of any judicial and technical matters.

Clerk of the Course:	Timekeeper:	Issued at:
Julian Floyd	Nick Palmer	

MST

Printed : 21-10-2017 - 09:37

Full results available at www.mstworld.com. Email: timing@mstworld.com

Silverstone Finals Historic Race Meeting - 21 - 22 Oct 2017

HSCC/FJHRA Silverline Historic Formula Junior Front Engine

Race 12 - Starting Grid

Sheet No:

Start Time : 12:10 - Heat Duration : 15 Minutes

ROW								
8					15	47	Richard Utley	
7	14	66	Tony Pearson		13	13	John Arnold	
6	12	90	Mark Haynes		11	38	Michael Fowler	
5	10	93	Rudolf Ernst		9	4	Graham Barron	
4	8	26	Roger Dexter		7	3	Justin Fleming	
3	6	29	William Grimshaw		5	14	Charlie Besley	
2	4	15	Ian Phillips		3	9	John Chisholm	
1	2	11	Nick Taylor		1	2	Mark Woodhouse	
ROW				Pole Left				

Circuit: Silverstone National
Track Length: 2.638 Km - 1.6390 miles

These results are provisional until the conclusion of any judicial and technical matters.

Clerk of the Course:	Timekeeper:	Issued at:
Julian Floyd		

MST

Printed : 21-10-2017 - 14:21

Full results available at www.mstworld.com. Email: timing@mstworld.com

Silverstone Finals Historic Race Meeting - 21 - 22 Oct 2017

HSCC/FJHRA Silverline Historic Formula Junior Front Engine

Race 2 - Classification

Sheet No:

POS	NO	DRIVER/S	CLASS	CLASS POS	CAR MAKE / MODEL	TIME	LAPS	GAP	DIFF	MPH	BEST	ON
1	2	Mark Woodhouse	B2	1	Elva 100	15:02.563	12	-- 12 laps		78.45	1:10.237	5
2	11	Nick Taylor	B2	2	Elva 100	15:06.820	12	4.257	4.257	78.08	1:11.270	8
3	14	Charlie Besley	B2	3	Elva 100	15:35.599	12	33.036	28.779	75.68	1:13.378	8
4	3	Justin Fleming	B2	4	Lola Mk2	15:36.445	12	33.882	0.846	75.61	1:12.342	7
5	9	John Chisholm	B2	5	Gemini Mk2	15:36.542	12	33.979	0.097	75.60	1:11.653	8
6	15	Ian Phillips	B2	6	BMC Mk1	15:59.860	12	57.297	23.318	73.76	1:13.015	8
7	4	Graham Barron	B1	1	Gemini Mk2	16:01.878	12	59.315	2.018	73.61	1:14.126	3
8	29	William Grimshaw	B2	7	Moorland Mk1	16:16.203	12	1:13.640	14.325	72.53	1:12.478	8
9	90	Mark Haynes	B2	8	Nota FJ	16:17.033	12	1:14.470	0.830	72.46	1:15.134	7
10	13	John Arnold	B1	2	Elva 100	15:13.917	11	-- 11 laps	24.301	71.02	1:15.393	7
11	93	Rudolf Ernst	B2	9	Mitter DKW	15:16.070	11	2.153	2.153	70.85	1:18.472	6
12	26	Roger Dexter	B2	10	Elva 100	15:27.636	11	13.719	11.566	69.97	1:18.955	5
13	66	Tony Pearson	A	1	Bandini	15:11.605	10	-- 10 laps	1:14.466	64.72	1:21.899	5
14	47	Richard Utley	C1	1	Caravelle Mk1	16:27.008	10	1:15.403	1:15.403	59.78	1:31.948	6

---------- NOT CLASSIFIED ----------

DNF	38	Michael Fowler	B2	Gemini Mk2

---------- FASTEST LAP SUMMARY ----------

NO	DRIVER/S	CLASS	CAR MAKE / MODEL	FASTEST LAP	ON	MPH
2	Mark Woodhouse	B2	Elva 100	1:10.237	5	84.01
4	Graham Barron	B1	Gemini Mk2	1:14.126	3	79.60
66	Tony Pearson	A	Bandini	1:21.899	5	72.04
47	Richard Utley	C1	Caravelle Mk1	1:31.948	6	64.17

Session Start: 14:00:23 - Finish: 14:15:24
Weather/Track Conditions: Cloud/Dry
Circuit: Silverstone National
Track Length: 2.638 Km - 1.6390 miles

These results are provisional until the conclusion of any judicial and technical matters.

Clerk of the Course:	Timekeeper:	Issued at:
Julian Floyd		

Silverstone Finals Historic Race Meeting - 21 - 22 Oct 2017

HSCC/FJHRA Silverline Historic Formula Junior Front Engine

Race 2 - Sector Analysis

2	Mark Woodhouse (B2)							Elva 100						
lap	Sect-1	Speed	Sect-2	Speed		Laptime	Pit	lap	Sect-1	Speed	Sect-2	Speed		Laptime	Pit
1		108.1	29.266	95.9		1:14.185		7	42.775	108.6	28.872	103.7		1:11.647	
2	43.005	108.4	28.244	103.1		1:11.249		8	42.461	109.3	28.674	103.9		1:11.135	
3	42.117	108.9	28.386	103.2		1:10.503		9	43.367	98.8	29.854	103.7		1:13.221	
4	41.965	109.5	28.556	103.6		1:10.521		10	53.297	99.1	35.481	87.9		1:28.778	
5	41.911	109.3	28.326	103.7		1:10.237		11	51.707	99.7	34.935	92.1		1:26.642	
6	42.063	107.9	29.023	102.8		1:11.086		12	50.038	96.3	33.321	96.0		1:23.359	

3	Justin Fleming (B2)							Lola Mk2						
lap	Sect-1	Speed	Sect-2	Speed		Laptime	Pit	lap	Sect-1	Speed	Sect-2	Speed		Laptime	Pit
1		106.0	29.902	102.8		1:18.253		7	43.257	110.7	29.085	104.7		1:12.342	
2	43.424	110.4	29.208	105.2		1:12.632		8	43.380	108.6	29.622	103.9		1:13.002	
3	43.392	109.8	29.353	104.4		1:12.745		9	58.289	101.4	31.206	102.8		1:29.495	
4	43.474	109.7	29.469	104.1		1:12.943		10	49.421	101.4	37.343	87.3		1:26.764	
5	44.243	107.5	29.763	104.6		1:14.006		11	52.225	95.9	35.481	96.4		1:27.706	
6	43.200	104.5	29.543	104.2		1:12.743		12	50.242	98.3	33.572	100.1		1:23.814	

4	Graham Barron (B1)							Gemini Mk2						
lap	Sect-1	Speed	Sect-2	Speed		Laptime	Pit	lap	Sect-1	Speed	Sect-2	Speed		Laptime	Pit
1		102.1	29.925	97.3		1:19.802		7	44.688	101.5	29.918	95.2		1:14.606	
2	44.793	103.1	29.508	98.7		1:14.301		8	45.012	103.1	29.771	98.3		1:14.783	
3	44.393	103.7	29.733	97.9		1:14.126		9	47.814	99.0	42.902	85.3		1:30.716	
4	44.529	102.0	29.713	97.0		1:14.242		10	53.696	92.8	39.048	79.7		1:32.744	
5	44.706	101.7	29.677	97.1		1:14.383		11	55.925	91.8	37.276	89.2		1:33.201	
6	44.529	102.0	29.747	97.4		1:14.276		12	51.490	100.0	33.208	93.3		1:24.698	

9	John Chisholm (B2)							Gemini Mk2						
lap	Sect-1	Speed	Sect-2	Speed		Laptime	Pit	lap	Sect-1	Speed	Sect-2	Speed		Laptime	Pit
1		103.6	29.971	102.1		1:18.973		7	43.283	109.3	28.900	104.6		1:12.183	
2	45.023	104.4	29.365	103.9		1:14.388		8	42.684	109.5	28.969	104.1		1:11.653	
3	44.566	106.4	28.973	104.9		1:13.539		9	48.200	100.3	31.000	102.1		1:19.200	
4	43.572	108.1	29.240	104.1		1:12.812		10	51.900	90.0	38.924	83.4		1:30.824	
5	43.611	108.4	29.442	104.6		1:13.053		11	55.283	92.7	36.696	79.5		1:31.979	
6	43.129	108.8	29.184	105.6		1:12.313		12	52.100	95.6	33.525	98.5		1:25.625	

11	Nick Taylor (B2)							Elva 100						
lap	Sect-1	Speed	Sect-2	Speed		Laptime	Pit	lap	Sect-1	Speed	Sect-2	Speed		Laptime	Pit
1		107.0	29.685	101.8		1:15.760		7	42.770	107.9	28.742	103.7		1:11.512	
2	43.190	107.0	28.827	103.6		1:12.017		8	42.552	108.6	28.718	102.9		1:11.270	
3	43.033	107.7	28.872	102.9		1:11.905		9	43.284	107.5	29.338	103.1		1:12.622	
4	42.818	108.4	28.764	103.2		1:11.582		10	48.422	100.2	36.746	85.1		1:25.168	
5	43.269	108.2	28.812	103.1		1:12.081		11	52.097	103.9	35.884	90.3		1:27.981	
6	42.693	108.2	28.884	102.8		1:11.577		12	49.474	100.9	33.871	97.4		1:23.345	

13	John Arnold (B1)							Elva 100						
lap	Sect-1	Speed	Sect-2	Speed		Laptime	Pit	lap	Sect-1	Speed	Sect-2	Speed		Laptime	Pit
1		101.1	30.284	96.9		1:21.573		7	45.216	100.9	30.177	97.1		1:15.393	
2	45.805	100.9	30.403	96.7		1:16.208		8	44.755	99.9	31.047	98.0		1:15.802	
3	45.390	99.4	30.802	96.1		1:16.192		9	1:02.216	76.4	38.732	78.3		1:40.948	
4	45.540	99.9	30.365	97.4		1:15.905		10	59.569	73.2	41.349	74.2		1:40.918	
5	45.375	100.5	30.578	97.3		1:15.953		11	1:00.109	80.1	38.646	83.6		1:38.755	
6	45.466	99.9	30.804	97.9		1:16.270		12							

14	Charlie Besley (B2)							Elva 100						
lap	Sect-1	Speed	Sect-2	Speed		Laptime	Pit	lap	Sect-1	Speed	Sect-2	Speed		Laptime	Pit
1		97.5	30.463	98.7		1:20.699		7	43.659	105.4	29.731	98.7		1:13.390	
2	45.248	102.1	29.940	100.6		1:15.188		8	44.192	105.2	29.186	101.2		1:13.378	
3	44.441	102.1	30.005	100.6		1:14.446		9	45.598	96.6	31.135	98.7		1:16.733	
4	44.558	104.4	29.560	100.4		1:14.118		10	51.120	96.6	35.789	84.7		1:26.909	
5	44.772	102.6	29.571	100.7		1:14.343		11	52.510	95.1	35.863	85.1		1:28.373	
6	43.768	104.5	29.957	100.9		1:13.725		12	51.302	96.7	32.995	94.6		1:24.297	

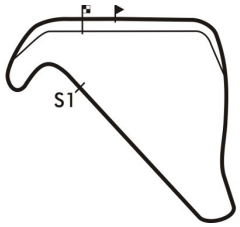

Session Start: 14:00:23 - Finish: 14:15:24
Weather/Track Conditions: Cloud/Dry
Circuit: Silverstone National
Track Length: 2.638 Km - 1.6390 miles

Silverstone Finals Historic Race Meeting - 21 - 22 Oct 2017

HSCC/FJHRA Silverline Historic Formula Junior Front Engine

Race 2 - Sector Analysis

15	Ian Phillips (B2)							BMC Mk1							
lap	Sect-1	Speed	Sect-2	Speed		Laptime	Pit	lap	Sect-1	Speed	Sect-2	Speed		Laptime	Pit
1		105.5	30.011	98.7		1:16.889		7	44.076	106.9	29.441	102.1		1:13.517	
2	44.006	104.7	29.773	101.5		1:13.779		8	43.558	106.5	29.457	100.6		1:13.015	
3	44.093	106.9	29.567	102.3		1:13.660		9	47.412	83.3	32.057	101.2		1:19.469	
4	43.559	107.5	29.673	100.7		1:13.232		10	54.017	87.3	50.149	75.8		1:44.166	
5	43.733	104.5	30.548	102.1		1:14.281		11	59.990	81.2	38.123	91.6		1:38.113	
6	43.468	104.9	29.574	102.0		1:13.042		12	52.001	91.1	34.696	97.4		1:26.697	

26	Roger Dexter (B2)							Elva 100							
lap	Sect-1	Speed	Sect-2	Speed		Laptime	Pit	lap	Sect-1	Speed	Sect-2	Speed		Laptime	Pit
1		90.3	34.295	89.0		1:26.384		7	47.795	93.5	31.740	92.0		1:19.535	
2	49.140	88.3	33.576	90.8		1:22.716		8	47.696	92.3	31.663	94.0		1:19.359	
3	48.349	91.9	32.751	89.2		1:21.100		9	53.915	82.1	39.432	80.3		1:33.347	
4	47.998	92.7	31.791	92.9		1:19.789		10	57.986	86.4	38.969	79.3		1:36.955	
5	47.387	92.1	31.568	94.4		1:18.955		11	54.792	85.3	35.705	83.5		1:30.497	
6	46.658	90.7	32.341	91.6		1:18.999		12							

29	William Grimshaw (B2)							Moorland Mk1							
lap	Sect-1	Speed	Sect-2	Speed		Laptime	Pit	lap	Sect-1	Speed	Sect-2	Speed		Laptime	Pit
1		104.5	30.107	100.6		1:18.063		7	43.634	107.5	29.260	102.8		1:12.894	
2	44.719	105.0	29.325	103.1		1:14.044		8	43.003	107.7	29.475	102.0		1:12.478	
3	44.326	106.9	29.703	101.8		1:14.029		9	46.140	104.4	31.745	101.3		1:17.885	
4	43.738	106.4	29.703	102.1		1:13.441		10	1:05.313	99.0	53.340	79.0		1:58.653	
5	44.077	105.4	30.039	102.4		1:14.116		11	57.208	87.4	37.706	84.7		1:34.914	
6	43.592	106.7	29.427	102.1		1:13.019		12	55.798	91.8	36.869	82.2		1:32.667	

38	Michael Fowler (B2)							Gemini Mk2							
lap	Sect-1	Speed	Sect-2	Speed		Laptime	Pit	lap	Sect-1	Speed	Sect-2	Speed		Laptime	Pit

47	Richard Utley (C1)							Caravelle Mk1							
lap	Sect-1	Speed	Sect-2	Speed		Laptime	Pit	lap	Sect-1	Speed	Sect-2	Speed		Laptime	Pit
1		84.2	36.982	85.0		1:35.907		6	55.485	83.5	36.463	85.6		1:31.948	
2	53.519	68.3	38.916	76.5		1:32.435		7	59.379	69.4	39.040	77.6		1:38.419	
3	55.690	74.2	37.431	81.8		1:33.121		8	1:08.505	67.0	44.695	67.5		1:53.200	
4	57.318	81.7	39.022	77.6		1:36.340		9	1:03.514	71.9	41.978	68.3		1:45.492	
5	55.299	84.8	37.071	83.1		1:32.370		10	1:04.006	74.5	43.770	64.6		1:47.776	

66	Tony Pearson (A)							Bandini							
lap	Sect-1	Speed	Sect-2	Speed		Laptime	Pit	lap	Sect-1	Speed	Sect-2	Speed		Laptime	Pit
1		94.8	32.799	91.6		1:27.295		6	50.331	92.7	32.809	88.8		1:23.140	
2	49.639	95.9	32.843	91.0		1:22.482		7	49.990	93.6	33.384	90.1		1:23.374	
3	50.293	96.0	32.331	90.1		1:22.624		8	1:13.452	76.1	39.945	72.7		1:53.397	
4	49.755	95.1	32.369	90.7		1:22.124		9	1:07.034	72.1	43.162	72.7		1:50.196	
5	49.214	94.7	32.685	90.8		1:21.899		10	1:03.108	74.9	41.966	72.9		1:45.074	

90	Mark Haynes (B2)							Nota FJ							
lap	Sect-1	Speed	Sect-2	Speed		Laptime	Pit	lap	Sect-1	Speed	Sect-2	Speed		Laptime	Pit
1		101.2	30.792	100.3		1:20.966		7	44.777	104.9	30.357	101.3		1:15.134	
2	45.319	101.8	31.074	100.6		1:16.393		8	44.597	100.5	30.603	102.0		1:15.200	
3	44.920	102.9	31.180	100.7		1:16.100		9	47.834	86.8	37.772	78.2		1:25.606	
4	45.255	105.2	30.463	101.2		1:15.718		10	57.621	82.6	40.138	79.0		1:37.759	
5	45.155	103.6	30.734	101.0		1:15.889		11	57.009	87.6	37.621	84.4		1:34.630	
6	45.282	102.3	30.939	100.4		1:16.221		12	52.467	90.8	34.950	91.2		1:27.417	

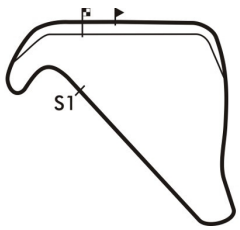

Session Start: 14:00:23 - Finish: 14:15:24
Weather/Track Conditions: Cloud/Dry
Circuit: Silverstone National
Track Length: 2.638 Km - 1.6390 miles

Silverstone Finals Historic Race Meeting - 21 - 22 Oct 2017

HSCC/FJHRA Silverline Historic Formula Junior Front Engine

Race 2 - Sector Analysis

93	Rudolf Ernst (B2)							Mitter DKW							
lap	Sect-1	Speed	Sect-2	Speed		Laptime	Pit	lap	Sect-1	Speed	Sect-2	Speed		Laptime	Pit
1		93.3	31.503	92.8		1:28.019		7	47.469	95.7	31.648	92.5		1:19.117	
2	50.050	95.2	31.779	91.2		1:21.829		8	47.519	96.3	31.397	92.8		1:18.916	
3	49.033	96.0	31.527	90.2		1:20.560		9	53.312	89.6	38.539	85.1		1:31.851	
4	49.720	94.1	30.934	93.7		1:20.654		10	55.168	91.8	36.649	87.5		1:31.817	
5	47.161	97.0	31.467	94.4		1:18.628		11	52.156	95.7	34.051	90.8		1:26.207	
6	46.453	93.1	32.019	93.3		1:18.472		12							

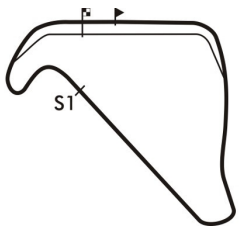

Session Start: 14:00:23 - Finish: 14:15:24
Weather/Track Conditions: Cloud/Dry
Circuit: Silverstone National
Track Length: 2.638 Km - 1.6390 miles

Silverstone Finals Historic Race Meeting - 21 - 22 Oct 2017

HSCC/FJHRA Silverline Historic Formula Junior Front Engine

Race 2 - Best Sector Times

	SECTOR 1			SECTOR 2		
	NO	TIME	LAP	NO	TIME	LAP
1	2	41.911	5	2	28.244	2
2	11	42.552	8	11	28.718	8
3	9	42.684	8	9	28.900	7
4	29	43.003	8	3	29.085	7
5	3	43.200	6	14	29.186	8
6	15	43.468	6	29	29.260	7
7	14	43.659	7	15	29.441	7
8	4	44.393	3	4	29.508	2
9	90	44.597	8	13	30.177	7
10	13	44.755	8	90	30.357	7
11	93	46.453	6	93	30.934	4
12	26	46.658	6	26	31.568	5
13	66	49.214	5	66	32.331	3
14	47	53.519	2	47	36.463	6
15	38			38		

IDEAL / BEST LAP COMPARISON

NO	NAME	BEST	IN	IDEAL	DIFF
2	Mark Woodhouse	1:10.237	5	1:10.155	+0.082
11	Nick Taylor	1:11.270	8	1:11.270	+0.000
9	John Chisholm	1:11.653	8	1:11.584	+0.069
3	Justin Fleming	1:12.342	7	1:12.285	+0.057
29	William Grimshaw	1:12.478	8	1:12.263	+0.215
15	Ian Phillips	1:13.015	8	1:12.909	+0.106
14	Charlie Besley	1:13.378	8	1:12.845	+0.533
4	Graham Barron	1:14.126	3	1:13.901	+0.225
90	Mark Haynes	1:15.134	7	1:14.954	+0.180
13	John Arnold	1:15.393	7	1:14.932	+0.461
93	Rudolf Ernst	1:18.472	6	1:17.387	+1.085
26	Roger Dexter	1:18.955	5	1:18.226	+0.729
66	Tony Pearson	1:21.899	5	1:21.545	+0.354
47	Richard Utley	1:31.948	6	1:29.982	+1.966
38	Michael Fowler				+

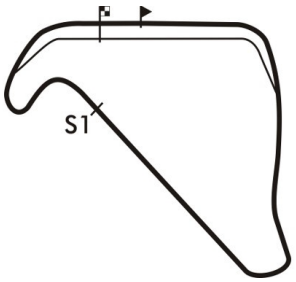

Session Start: 14:00:23 - Finish: 14:15:24
Weather/Track Conditions: Cloud/Dry
Circuit: Silverstone National
Track Length: 2.638 Km - 1.6390 miles

Silverstone Finals Historic Race Meeting - 21 - 22 Oct 2017

HSCC/FJHRA Silverline Historic Formula Junior Front Engine

Race 2 - Best Sector Speeds

	NO	SECTOR 1	MPH	NO	SECTOR 2	MPH
1	3	Justin Fleming	110.7	9	John Chisholm	105.6
2	2	Mark Woodhouse	109.5	3	Justin Fleming	105.2
3	9	John Chisholm	109.5	2	Mark Woodhouse	103.9
4	11	Nick Taylor	108.6	11	Nick Taylor	103.7
5	29	William Grimshaw	107.7	29	William Grimshaw	103.1
6	15	Ian Phillips	107.5	15	Ian Phillips	102.3
7	14	Charlie Besley	105.4	90	Mark Haynes	102.0
8	90	Mark Haynes	105.2	14	Charlie Besley	101.2
9	4	Graham Barron	103.7	4	Graham Barron	98.7
10	13	John Arnold	101.1	13	John Arnold	98.0
11	93	Rudolf Ernst	97.0	26	Roger Dexter	94.4
12	66	Tony Pearson	96.0	93	Rudolf Ernst	94.4
13	26	Roger Dexter	93.5	66	Tony Pearson	91.6
14	47	Richard Utley	84.8	47	Richard Utley	85.6
15	38	Michael Fowler	0.0	38	Michael Fowler	0.0

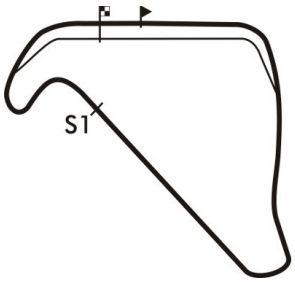

Session Start: 14:00:23 - Finish: 14:15:24
Weather/Track Conditions: Cloud/Dry
Circuit: Silverstone National
Track Length: 2.638 Km - 1.6390 miles

Silverstone Finals Historic Race Meeting - 21 - 22 Oct 2017

HSCC/FJHRA Silverline Historic Formula Junior Front Engine

Race 2 - Lap Chart

Lap 1			Lap 2			Lap 3			Lap 4			Lap 5			Lap 6		
NO	Behind	Laptime	NO	Behind	Laptime	NO	Behind	Laptime	NO	Behind	Laptime	NO	Behind	Laptime	NO	Behind	Laptime
2		1:14.185	2		1:11.249	2		1:10.503	2		1:10.521	2		1:10.237	2		1:11.086
11	1.575	1:15.760	11	2.343	1:12.017	11	3.745	1:11.905	11	4.806	1:11.582	11	6.650	1:12.081	11	7.141	1:11.577
15	2.704	1:16.889	15	5.234	1:13.779	3	7.693	1:12.745	3	10.115	1:12.943	3	13.884	1:14.006	3	15.541	1:12.743
29	3.878	1:18.063	3	5.451	1:12.632	15	8.391	1:13.660	15	11.102	1:13.232	15	15.146	1:14.281	15	17.102	1:13.042
3	4.068	1:18.253	29	6.673	1:14.044	29	10.199	1:14.029	29	13.119	1:13.441	9	16.070	1:13.053	9	17.297	1:12.313
9	4.788	1:18.973	9	7.927	1:14.388	9	10.963	1:13.539	9	13.254	1:12.812	29	16.998	1:14.116	29	18.931	1:13.019
4	5.617	1:19.802	4	8.669	1:14.301	4	12.292	1:14.126	4	16.013	1:14.242	4	20.159	1:14.383	4	23.349	1:14.276
14	6.514	1:20.699	14	10.453	1:15.188	14	14.396	1:14.446	14	17.993	1:14.118	47	1 LAP	1:36.340	14	24.738	1:13.725
90	6.781	1:20.966	90	11.925	1:16.393	90	17.522	1:16.100	90	22.719	1:15.718	14	22.099	1:14.343	90	33.506	1:16.221
13	7.388	1:21.573	13	12.347	1:16.208	13	18.036	1:16.192	13	23.420	1:15.905	90	28.371	1:15.889	13	34.320	1:16.270
26	12.199	1:26.384	26	23.666	1:22.716	26	34.263	1:21.100	26	43.531	1:19.789	13	29.136	1:15.953	47	1 LAP	1:32.370
66	13.110	1:27.295	66	24.343	1:22.482	93	34.471	1:20.560	93	44.604	1:20.654	26	52.249	1:18.955	26	1:00.162	1:18.999
93	13.834	1:28.019	93	24.414	1:21.829	66	36.464	1:22.624	66	48.067	1:22.124	93	52.995	1:18.628	93	1:00.381	1:18.472
47	21.722	1:35.907	47	42.908	1:32.435	47	1:05.526	1:33.121				66	59.729	1:21.899			

Session Start: 14:00:23 - Finish: 14:15:24
Weather/Track Conditions: Cloud/Dry
Circuit: Silverstone National
Track Length: 2.638 Km - 1.6390 miles

Silverstone Finals Historic Race Meeting - 21 - 22 Oct 2017

HSCC/FJHRA Silverline Historic Formula Junior Front Engine

Race 2 - Lap Chart

Lap 7			Lap 8			Lap 9			Lap 10			Lap 11			Lap 12		
NO	Behind	Laptime	NO	Behind	Laptime	NO	Behind	Laptime	NO	Behind	Laptime	NO	Behind	Laptime	NO	Behind	Laptime
2		1:11.647	2		1:11.135	2		1:13.221	2		1:28.778	2		1:26.642	2		1:23.359
66	1 LAP	1:23.140	11	7.141	1:11.270	93	1 LAP	1:18.916	11	2.932	1:25.168	11	4.271	1:27.981	11	4.257	1:23.345
11	7.006	1:11.512	66	1 LAP	1:23.374	26	1 LAP	1:19.359	93	1 LAP	1:31.851	93	1 LAP	1:31.817	66	2 LAPS	1:45.074
3	16.236	1:12.342	3	18.103	1:13.002	11	6.542	1:12.622	26	1 LAP	1:33.347	26	1 LAP	1:36.955	13	1 LAP	1:38.755
9	17.833	1:12.183	9	18.351	1:11.653	47	2 LAPS	1:38.419	9	26.376	1:30.824	9	31.713	1:31.979	93	1 LAP	1:26.207
15	18.972	1:13.517	15	20.852	1:13.015	9	24.330	1:19.200	14	30.367	1:26.909	14	32.098	1:28.373	26	1 LAP	1:30.497
29	20.178	1:12.894	29	21.521	1:12.478	29	26.185	1:17.885	3	32.363	1:26.764	3	33.427	1:27.706	14	33.036	1:24.297
4	26.308	1:14.606	14	28.724	1:13.378	15	27.100	1:19.469	47	2 LAPS	1:53.200	15	53.959	1:38.113	3	33.882	1:23.814
14	26.481	1:13.390	4	29.956	1:14.783	14	32.236	1:16.733	15	42.488	1:44.166	4	57.976	1:33.201	9	33.979	1:25.625
90	36.993	1:15.134	90	41.058	1:15.200	3	34.377	1:29.495	4	51.417	1:32.744	47	2 LAPS	1:45.492	15	57.297	1:26.697
13	38.066	1:15.393	13	42.733	1:15.802	4	47.451	1:30.716	29	56.060	1:58.653	29	1:04.332	1:34.914	4	59.315	1:24.698
47	1 LAP	1:31.948				66	1 LAP	1:53.397	90	1:02.424	1:37.759	90	1:10.412	1:34.630	29	1:13.640	1:32.667
93	1:07.851	1:19.117				90	53.443	1:25.606	66	1 LAP	1:50.196				90	1:14.470	1:27.417
26	1:08.050	1:19.535				13	1:10.460	1:40.948	13	1:22.600	1:40.918				47	2 LAPS	1:47.776

Session Start: 14:00:23 - Finish: 14:15:24
Weather/Track Conditions: Cloud/Dry
Circuit: Silverstone National
Track Length: 2.638 Km - 1.6390 miles

Silverstone Finals Historic Race Meeting - 21 - 22 Oct 2017

HSCC/FJHRA Silverline Historic Formula Junior Front Engine

Race 12 - Classification

Sheet No:

POS	NO	DRIVER/S	CLASS	CLASS POS	CAR MAKE / MODEL	TIME	LAPS	GAP	DIFF	MPH	BEST	ON
1	2	Mark Woodhouse	B2	1	Elva 100	15:26.311	13	-- 13 laps		82.80	1:10.053	9
2	11	Nick Taylor	B2	2	Elva 100	15:28.886	13	2.575	2.575	82.57	1:10.264	13
3	3	Justin Fleming	B2	3	Lola Mk2	15:30.085	13	3.774	1.199	82.47	1:10.151	9
4	14	Charlie Besley	B2	4	Elva 100	15:54.727	13	28.416	24.642	80.34	1:11.789	12
5	29	William Grimshaw	B2	5	Moorland Mk1	15:57.261	13	30.950	2.534	80.13	1:12.016	12
6	15	Ian Phillips	B2	6	BMC Mk1	15:58.319	13	32.008	1.058	80.04	1:12.146	12
7	4	Graham Barron	B1	1	Gemini Mk2	16:12.352	13	46.041	14.033	78.88	1:13.078	6
8	90	Mark Haynes	B2	7	Nota FJ	16:27.162	13	1:00.851	14.810	77.70	1:14.411	12
9	13	John Arnold	B1	2	Elva 100	16:27.716	13	1:01.405	0.554	77.66	1:14.477	12
10	26	Roger Dexter	B2	8	Elva 100	15:45.399	12	-- 12 laps	32.345	74.89	1:16.921	11
11	93	Rudolf Ernst	B2	9	Mitter DKW	16:09.416	12	24.017	24.017	73.04	1:16.574	9
12	47	Richard Utley	C1	1	Caravelle Mk1	16:10.536	11	-- 11 laps	1:44.619	66.87	1:25.468	7
		---------- NOT CLASSIFIED ----------										
DNF	66	Tony Pearson	A		Bandini	6:42.938	4	-- 4 laps --	46.803	58.57	1:21.668	2
DNF	9	John Chisholm	B2		Gemini Mk2	1:44.749	1	-- 1 laps --	17.901	56.33		

---------- FASTEST LAP SUMMARY ----------

NO	DRIVER/S	CLASS	CAR MAKE / MODEL	FASTEST LAP	ON	MPH
2	Mark Woodhouse	B2	Elva 100	1:10.053	9	84.23
4	Graham Barron	B1	Gemini Mk2	1:13.078	6	80.74
66	Tony Pearson	A	Bandini	1:21.668	2	72.25
47	Richard Utley	C1	Caravelle Mk1	1:25.468	7	69.04

Session Start: 12:07:09 - Finish: 12:22:34
Weather/Track Conditions: Bright/Dry
Circuit: Silverstone National
Track Length: 2.638 Km - 1.6390 miles

These results are provisional until the conclusion of any judicial and technical matters.

Clerk of the Course:	Timekeeper:	Issued at:
Julian Floyd		

MST

Printed : 22-10-2017 - 12:25

Full results available at www.mstworld.com. Email: timing@mstworld.com

Silverstone Finals Historic Race Meeting - 21 - 22 Oct 2017

HSCC/FJHRA Silverline Historic Formula Junior Front Engine

Race 12 - Sector Analysis

2	Mark Woodhouse (B2)							Elva 100							
lap	Sect-1	Speed	Sect-2	Speed		Laptime	Pit	lap	Sect-1	Speed	Sect-2	Speed		Laptime	Pit
1		105.0	29.064	103.4		1:15.221		8	41.976	107.0	28.639	103.6		1:10.615	
2	43.169	104.4	28.812	104.2		1:11.981		9	41.610	106.5	28.443	103.4		1:10.053	
3	41.934	101.7	29.242	103.7		1:11.176		10	41.742	107.4	28.582	104.6		1:10.324	
4	42.701	105.7	29.361	104.1		1:12.062		11	42.532	106.5	28.613	103.2		1:11.145	
5	41.994	105.8	28.841	103.9		1:10.835		12	41.989	107.2	28.444	104.1		1:10.433	
6	42.533	106.4	28.595	103.6		1:11.128		13	41.985	107.5	28.510	103.2		1:10.495	
7	42.400	106.9	28.443	104.1		1:10.843		14							

3	Justin Fleming (B2)							Lola Mk2							
lap	Sect-1	Speed	Sect-2	Speed		Laptime	Pit	lap	Sect-1	Speed	Sect-2	Speed		Laptime	Pit
1		105.7	30.029	103.7		1:17.332		8	41.671	109.3	28.753	105.2		1:10.424	
2	42.819	106.2	28.760	105.4		1:11.579		9	41.572	109.1	28.579	104.9		1:10.151	
3	42.031	107.9	28.901	105.4		1:10.932		10	42.138	108.8	29.193	106.9		1:11.331	
4	42.337	101.1	29.730	105.9		1:12.067		11	43.073	107.9	29.151	106.1		1:12.224	
5	41.914	107.5	29.104	105.2		1:11.018		12	41.841	110.2	28.801	106.6		1:10.642	
6	41.855	108.8	28.854	105.1		1:10.709		13	41.669	109.8	28.845	104.9		1:10.514	
7	42.242	108.8	28.920	106.9		1:11.162		14							

4	Graham Barron (B1)							Gemini Mk2							
lap	Sect-1	Speed	Sect-2	Speed		Laptime	Pit	lap	Sect-1	Speed	Sect-2	Speed		Laptime	Pit
1		100.9	30.166	99.0		1:18.127		8	44.025	103.6	29.559	98.0		1:13.584	
2	44.151	97.7	30.377	99.8		1:14.528		9	43.552	104.5	36.184	93.4		1:19.736	
3	43.632	100.2	29.650	99.5		1:13.282		10	44.257	100.0	30.281	96.0		1:14.538	
4	44.223	89.1	30.449	99.9		1:14.672		11	44.458	99.1	29.969	95.3		1:14.427	
5	44.014	101.7	29.434	99.9		1:13.448		12	44.387	99.0	29.896	92.5		1:14.283	
6	43.582	102.5	29.496	100.4		1:13.078		13	44.632	93.9	30.644	84.5		1:15.276	
7	43.866	103.6	29.507	100.1		1:13.373		14							

9	John Chisholm (B2)							Gemini Mk2							
lap	Sect-1	Speed	Sect-2	Speed		Laptime	Pit	lap	Sect-1	Speed	Sect-2	Speed		Laptime	Pit
1		59.4				1:44.749		2							

11	Nick Taylor (B2)							Elva 100							
lap	Sect-1	Speed	Sect-2	Speed		Laptime	Pit	lap	Sect-1	Speed	Sect-2	Speed		Laptime	Pit
1		103.2	29.256	101.5		1:14.103		8	42.327	108.9	28.601	105.4		1:10.928	
2	43.165	102.8	29.118	102.6		1:12.283		9	41.482	110.4	28.808	104.4		1:10.290	
3	42.600	104.4	29.217	102.1		1:11.817		10	41.990	109.8	28.707	103.9		1:10.697	
4	43.083	99.4	29.892	103.7		1:12.975		11	42.761	106.9	28.897	102.8		1:11.658	
5	42.618	103.7	29.228	106.2		1:11.846		12	42.011	106.4	28.477	104.1		1:10.488	
6	42.396	107.5	28.688	104.4		1:11.084		13	41.851	106.9	28.413	103.6		1:10.264	
7	41.854	109.8	28.599	103.6		1:10.453		14							

13	John Arnold (B1)							Elva 100							
lap	Sect-1	Speed	Sect-2	Speed		Laptime	Pit	lap	Sect-1	Speed	Sect-2	Speed		Laptime	Pit
1						1:21.968		8						1:15.992	
2						1:15.150		9						1:15.664	
3						1:15.651		10						1:14.733	
4						1:16.637		11						1:15.420	
5						1:15.911		12						1:14.477	
6						1:15.642		13						1:14.662	
7						1:15.809		14							

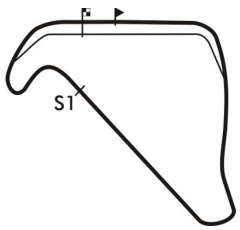

Session Start: 12:07:09 - Finish: 12:22:34
Weather/Track Conditions: Bright/Dry
Circuit: Silverstone National
Track Length: 2.638 Km - 1.6390 miles

Silverstone Finals Historic Race Meeting - 21 - 22 Oct 2017

HSCC/FJHRA Silverline Historic Formula Junior Front Engine

Race 12 - Sector Analysis

14 Charlie Besley (B2) — Elva 100

lap	Sect-1	Speed	Sect-2	Speed	Laptime	Pit	lap	Sect-1	Speed	Sect-2	Speed	Laptime	Pit
1		97.7	29.877	99.2	1:20.368		8	43.685	106.4	29.883	101.6	1:13.568	
2	43.528	99.7	29.475	101.3	1:13.003		9	42.995	104.4	29.654	101.8	1:12.649	
3	43.471	100.8	29.285	101.6	1:12.756		10	43.539	105.2	28.794	100.1	1:12.333	
4	43.724	95.6	29.807	100.9	1:13.531		11	43.073	102.3	29.135	100.4	1:12.208	
5	43.770	103.4	30.006	100.3	1:13.776		12	42.990	102.3	28.799	101.6	1:11.789	
6	43.146	104.4	29.615	100.1	1:12.761		13	43.153	103.2	28.891	100.9	1:12.044	
7	44.630	102.0	29.311	101.5	1:13.941		14						

15 Ian Phillips (B2) — BMC Mk1

lap	Sect-1	Speed	Sect-2	Speed	Laptime	Pit	lap	Sect-1	Speed	Sect-2	Speed	Laptime	Pit
1		100.6	30.577	102.1	1:17.550		8	43.934	104.0	29.760	100.6	1:13.694	
2	43.347	102.6	29.432	101.6	1:12.779		9	43.717	103.2	29.798	100.4	1:13.515	
3	43.179	102.1	29.799	100.9	1:12.978		10	43.399	103.2	29.824	101.5	1:13.223	
4	44.062	90.2	31.067	100.4	1:15.129		11	43.248	102.1	29.526	101.6	1:12.774	
5	44.132	102.0	29.752	100.9	1:13.884		12	43.033	104.4	29.113	102.4	1:12.146	
6	43.436	102.1	29.893	100.7	1:13.329		13	43.453	102.6	30.618	102.4	1:14.071	
7	43.678	102.0	29.569	100.7	1:13.247		14						

26 Roger Dexter (B2) — Elva 100

lap	Sect-1	Speed	Sect-2	Speed	Laptime	Pit	lap	Sect-1	Speed	Sect-2	Speed	Laptime	Pit
1		85.2	32.418	92.8	1:23.438		7	46.806	86.1	31.946	92.8	1:18.752	
2	47.282	82.0	32.489	93.0	1:19.771		8	46.129	90.4	31.563	92.9	1:17.692	
3	46.855	85.6	32.091	92.4	1:18.946		9	46.161	92.1	31.465	95.0	1:17.626	
4	46.519	86.9	32.243	93.8	1:18.762		10	47.289	91.3	31.482	94.2	1:18.771	
5	47.078	90.2	31.551	93.4	1:18.629		11	46.018	91.9	30.903	95.2	1:16.921	
6	45.796	86.9	31.829	93.3	1:17.625		12	46.397	92.9	32.069	91.2	1:18.466	

29 William Grimshaw (B2) — Moorland Mk1

lap	Sect-1	Speed	Sect-2	Speed	Laptime	Pit	lap	Sect-1	Speed	Sect-2	Speed	Laptime	Pit
1		93.1	30.523	102.0	1:18.345		8	43.816	105.7	29.799	103.2	1:13.615	
2	43.841	102.0	30.224	99.6	1:14.065		9	43.750	105.4	29.799	102.9	1:13.549	
3	43.115	103.4	29.478	102.1	1:12.593		10	43.562	107.0	29.670	102.6	1:13.232	
4	43.301	100.2	30.922	102.9	1:14.223		11	43.118	106.9	29.512	103.7	1:12.630	
5	43.675	103.7	30.086	102.1	1:13.761		12	42.871	106.5	29.145	103.9	1:12.016	
6	43.193	105.4	30.270	103.7	1:13.463		13	43.251	108.2	29.417	102.8	1:12.668	
7	43.347	105.2	29.754	102.8	1:13.101		14						

47 Richard Utley (C1) — Caravelle Mk1

lap	Sect-1	Speed	Sect-2	Speed	Laptime	Pit	lap	Sect-1	Speed	Sect-2	Speed	Laptime	Pit
1		70.8	36.914	86.9	1:35.550		7	50.490	84.7	34.978	87.7	1:25.468	
2	50.007	80.4	36.029	85.2	1:26.036		8	50.365	84.0	36.017	82.2	1:26.382	
3	51.515	83.5	35.782	87.3	1:27.297		9	52.274	85.3	34.352	89.1	1:26.626	
4	50.747	81.6	36.505	85.1	1:27.252		10	51.002	85.2	34.547	87.1	1:25.549	
5	53.568	82.3	37.327	78.9	1:30.895		11	53.308	71.8	35.840	73.2	1:29.148	
6	53.259	81.0	37.074	81.9	1:30.333		12						

66 Tony Pearson (A) — Bandini

lap	Sect-1	Speed	Sect-2	Speed	Laptime	Pit	lap	Sect-1	Speed	Sect-2	Speed	Laptime	Pit
1		91.2	33.346	91.3	1:26.848		3	53.747	60.7	1:35.460	83.8	2:29.207	
2	48.839	89.5	32.829	90.7	1:21.668		4	51.356	87.2	33.859	89.8	1:25.215	

90 Mark Haynes (B2) — Nota FJ

lap	Sect-1	Speed	Sect-2	Speed	Laptime	Pit	lap	Sect-1	Speed	Sect-2	Speed	Laptime	Pit
1		88.1	32.083	100.6	1:20.904		8	44.671	98.4	30.784	99.6	1:15.455	
2	44.677	98.4	30.776	101.3	1:15.453		9	44.537	98.7	31.101	99.5	1:15.638	
3	44.490	97.0	31.127	100.1	1:15.617		10	44.066	99.0	30.862	100.1	1:14.928	
4	45.190	90.3	31.609	100.4	1:16.799		11	44.384	100.6	31.018	100.9	1:15.402	
5	44.831	95.6	30.914	100.3	1:15.745		12	43.850	100.6	30.561	100.3	1:14.411	
6	44.708	96.1	31.203	100.9	1:15.911		13	44.152	100.9	30.409	100.6	1:14.561	
7	44.775	96.6	31.563	97.1	1:16.338		14						

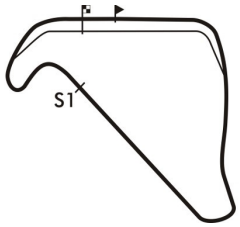

Session Start: 12:07:09 - Finish: 12:22:34
Weather/Track Conditions: Bright/Dry
Circuit: Silverstone National
Track Length: 2.638 Km - 1.6390 miles

Silverstone Finals Historic Race Meeting - 21 - 22 Oct 2017

HSCC/FJHRA Silverline Historic Formula Junior Front Engine

Race 12 - Sector Analysis

93	Rudolf Ernst (B2)							Mitter DKW							
lap	Sect-1	Speed	Sect-2	Speed		Laptime	Pit	lap	Sect-1	Speed	Sect-2	Speed		Laptime	Pit
1		91.6	32.456	89.8		1:26.497		7	47.050	91.7	31.339	91.7		1:18.389	
2	48.279	90.2	31.249	92.0		1:19.528		8	45.721	91.6	31.581	92.0		1:17.302	
3	47.898	89.7	30.813	90.6		1:18.711		9	45.979	95.3	30.595	91.0		1:16.574	
4	46.760	90.4	31.020	91.7		1:17.780		10	47.600	92.7	30.892	90.1		1:18.492	
5	46.473	91.4	31.167	92.9		1:17.640		11	45.866	91.6	30.783	89.8		1:16.649	
6	47.359	89.6	30.996	91.6		1:18.355		12	57.482	51.2				1:43.499	

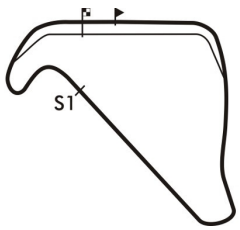

Session Start: 12:07:09 - Finish: 12:22:34
Weather/Track Conditions: Bright/Dry
Circuit: Silverstone National
Track Length: 2.638 Km - 1.6390 miles

Silverstone Finals Historic Race Meeting - 21 - 22 Oct 2017

HSCC/FJHRA Silverline Historic Formula Junior Front Engine

Race 12 - Best Sector Times

	SECTOR 1			SECTOR 2		
	NO	TIME	LAP	NO	TIME	LAP
1	11	41.482	9	11	28.413	13
2	3	41.572	9	2	28.443	7
3	2	41.610	9	3	28.579	9
4	29	42.871	12	14	28.794	10
5	14	42.990	12	15	29.113	12
6	15	43.033	12	29	29.145	12
7	4	43.552	9	4	29.434	5
8	90	43.850	12	90	30.409	13
9	93	45.721	8	93	30.595	9
10	26	45.796	6	26	30.903	11
11	66	48.839	2	66	32.829	2
12	47	50.007	2	47	34.352	9
13	9	1:52.702	1	9		
14	13			13		

IDEAL / BEST LAP COMPARISON

NO	NAME	BEST	IN	IDEAL	DIFF
2	Mark Woodhouse	1:10.053	9	1:10.053	+0.000
3	Justin Fleming	1:10.151	9	1:10.151	+0.000
11	Nick Taylor	1:10.264	13	1:09.895	+0.369
14	Charlie Besley	1:11.789	12	1:11.784	+0.005
29	William Grimshaw	1:12.016	12	1:12.016	+0.000
15	Ian Phillips	1:12.146	12	1:12.146	+0.000
4	Graham Barron	1:13.078	6	1:12.986	+0.092
90	Mark Haynes	1:14.411	12	1:14.259	+0.152
13	John Arnold	1:14.477	12		+
93	Rudolf Ernst	1:16.574	9	1:16.316	+0.258
26	Roger Dexter	1:16.921	11	1:16.699	+0.222
47	Richard Utley	1:25.468	7	1:24.359	+1.109
66	Tony Pearson	1:21.668	2	1:21.668	+0.000
9	John Chisholm				+

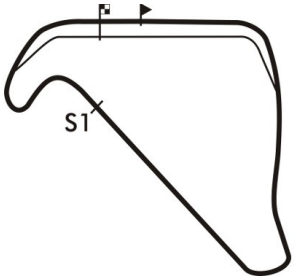

Session Start: 12:07:09 - Finish: 12:22:34
Weather/Track Conditions: Bright/Dry
Circuit: Silverstone National
Track Length: 2.638 Km - 1.6390 miles

Silverstone Finals Historic Race Meeting - 21 - 22 Oct 2017

HSCC/FJHRA Silverline Historic Formula Junior Front Engine

Race 12 - Best Sector Speeds

	NO	SECTOR 1	MPH	NO	SECTOR 2	MPH
1	11	Nick Taylor	110.4	3	Justin Fleming	106.9
2	3	Justin Fleming	110.2	11	Nick Taylor	106.2
3	29	William Grimshaw	108.2	2	Mark Woodhouse	104.6
4	2	Mark Woodhouse	107.5	29	William Grimshaw	103.9
5	14	Charlie Besley	106.4	15	Ian Phillips	102.4
6	4	Graham Barron	104.5	14	Charlie Besley	101.8
7	15	Ian Phillips	104.4	90	Mark Haynes	101.3
8	90	Mark Haynes	100.9	4	Graham Barron	100.4
9	93	Rudolf Ernst	95.3	26	Roger Dexter	95.2
10	26	Roger Dexter	92.9	93	Rudolf Ernst	92.9
11	66	Tony Pearson	91.2	66	Tony Pearson	91.3
12	47	Richard Utley	85.3	47	Richard Utley	89.1
13	9	John Chisholm	59.4	9	John Chisholm	0.0
14	13	John Arnold	0.0	13	John Arnold	0.0

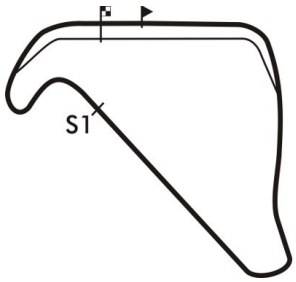

Session Start: 12:07:09 - Finish: 12:22:34
Weather/Track Conditions: Bright/Dry
Circuit: Silverstone National
Track Length: 2.638 Km - 1.6390 miles

Silverstone Finals Historic Race Meeting - 21 - 22 Oct 2017

HSCC/FJHRA Silverline Historic Formula Junior Front Engine

Race 12 - Lap Chart

Lap 1			Lap 2			Lap 3			Lap 4			Lap 5			Lap 6		
NO	Behind	Laptime	NO	Behind	Laptime	NO	Behind	Laptime	NO	Behind	Laptime	NO	Behind	Laptime	NO	Behind	Laptime
11		1:14.103	11		1:12.283	11		1:11.817	2		1:12.062	2		1:10.835	2		1:11.128
2	1.118	1:15.221	2	0.816	1:11.981	2	0.175	1:11.176	11	0.738	1:12.975	3	1.653	1:11.018	3	1.234	1:10.709
3	3.229	1:17.332	3	2.525	1:11.579	3	1.640	1:10.932	3	1.470	1:12.067	11	1.749	1:11.846	11	1.705	1:11.084
15	3.447	1:17.550	15	3.943	1:12.779	15	5.104	1:12.978	15	7.996	1:15.129	15	11.045	1:13.884	15	13.246	1:13.329
4	4.024	1:18.127	29	6.024	1:14.065	29	6.800	1:12.593	29	8.786	1:14.223	29	11.712	1:13.761	14	13.792	1:12.761
29	4.242	1:18.345	4	6.269	1:14.528	4	7.734	1:13.282	14	9.218	1:13.531	14	12.159	1:13.776	29	14.047	1:13.463
14	6.265	1:20.368	14	6.985	1:13.003	14	7.924	1:12.756	4	10.169	1:14.672	4	12.782	1:13.448	47	1 LAP	1:30.895
90	6.801	1:20.904	90	9.971	1:15.453	90	13.771	1:15.617	90	18.333	1:16.799	90	23.243	1:15.745	4	14.732	1:13.078
13	7.865	1:21.968	13	10.732	1:15.150	13	14.566	1:15.651	13	18.966	1:16.637	13	24.042	1:15.911	90	28.026	1:15.911
26	9.335	1:23.438	26	16.823	1:19.771	26	23.952	1:18.946	66	1 LAP	2:29.207	26	38.271	1:18.629	13	28.556	1:15.642
93	12.394	1:26.497	93	19.639	1:19.528	93	26.533	1:18.711	26	30.477	1:18.762	93	38.881	1:17.640	26	44.768	1:17.625
66	12.745	1:26.848	66	22.130	1:21.668	47	50.680	1:27.297	93	32.076	1:17.780	66	1 LAP	1:25.215	93	46.108	1:18.355
47	21.447	1:35.550	47	35.200	1:26.036				47	1:05.695	1:27.252						
9	30.646	1:44.749															

Session Start: 12:07:09 - Finish: 12:22:34
Weather/Track Conditions: Bright/Dry
Circuit: Silverstone National
Track Length: 2.638 Km - 1.6390 miles

Silverstone Finals Historic Race Meeting - 21 - 22 Oct 2017

HSCC/FJHRA Silverline Historic Formula Junior Front Engine

Race 12 - Lap Chart

Lap 7			Lap 8			Lap 9			Lap 10			Lap 11			Lap 12		
NO	Behind	Laptime	NO	Behind	Laptime	NO	Behind	Laptime	NO	Behind	Laptime	NO	Behind	Laptime	NO	Behind	Laptime
2		1:10.843	2		1:10.615	2		1:10.053	2		1:10.324	2		1:11.145	2		1:10.433
11	1.315	1:10.453	3	1.362	1:10.424	3	1.460	1:10.151	11	2.238	1:10.697	11	2.751	1:11.658	11	2.806	1:10.488
3	1.553	1:11.162	11	1.628	1:10.928	11	1.865	1:10.290	3	2.467	1:11.331	3	3.546	1:12.224	3	3.755	1:10.642
15	15.650	1:13.247	15	18.729	1:13.694	15	22.191	1:13.515	14	24.448	1:12.333	93	1 LAP	1:18.492	93	1 LAP	1:16.649
29	16.305	1:13.101	29	19.305	1:13.615	14	22.439	1:12.649	15	25.090	1:13.223	26	1 LAP	1:18.771	26	1 LAP	1:16.921
14	16.890	1:13.941	14	19.843	1:13.568	29	22.801	1:13.549	29	25.709	1:13.232	47	2 LAPS	1:26.626	47	2 LAPS	1:25.549
4	17.262	1:13.373	4	20.231	1:13.584	4	29.914	1:19.736	4	34.128	1:14.538	14	25.511	1:12.208	14	26.867	1:11.789
90	33.521	1:16.338	90	38.361	1:15.455	90	43.946	1:15.638	90	48.550	1:14.928	15	26.719	1:12.774	15	28.432	1:12.146
13	33.522	1:15.809	13	38.899	1:15.992	13	44.510	1:15.664	13	48.919	1:14.733	29	27.194	1:12.630	29	28.777	1:12.016
47	1 LAP	1:30.333	47	1 LAP	1:25.468	47	1 LAP	1:26.382				4	37.410	1:14.427	4	41.260	1:14.283
26	52.677	1:18.752	26	59.754	1:17.692	93	1:06.862	1:16.574				90	52.807	1:15.402	90	56.785	1:14.411
93	53.654	1:18.389	93	1:00.341	1:17.302	26	1:07.327	1:17.626				13	53.194	1:15.420	13	57.238	1:14.477

Session Start: 12:07:09 - Finish: 12:22:34
Weather/Track Conditions: Bright/Dry
Circuit: Silverstone National
Track Length: 2.638 Km - 1.6390 miles

Silverstone Finals Historic Race Meeting - 21 - 22 Oct 2017

HSCC/FJHRA Silverline Historic Formula Junior Front Engine

Race 12 - Lap Chart

Lap 13		
NO	Behind	Laptime
2		1:10.495
11	2.575	1:10.264
3	3.774	1:10.514
26	1 LAP	1:18.466
14	28.416	1:12.044
29	30.950	1:12.668
15	32.008	1:14.071
93	1 LAP	1:43.499
47	2 LAPS	1:29.148
4	46.041	1:15.276
90	1:00.851	1:14.561
13	1:01.405	1:14.662

Session Start: 12:07:09 - Finish: 12:22:34
Weather/Track Conditions: Bright/Dry
Circuit: Silverstone National
Track Length: 2.638 Km - 1.6390 miles

Silverstone Finals Historic Race Meeting - 21 - 22 Oct 2017

HSCC 70's Road Sports

Qualifying for Race 3 - Classification

Sheet No:

POS	NO	DRIVER/S	CLASS	CLASS POS	CAR MAKE / MODEL	TIME	ON	LAPS	GAP	DIFF	MPH
1	24	Charles Barter	B	1	Datsun 240Z	1:17.778	7	9			75.86
2	19	Will Leverett	C	1	Lotus Europa	1:18.493	5	9	0.715	0.715	75.17
3	47	Julian Barter	C	2	Lotus Europa TC	1:18.962	4	4	1.184	0.469	74.72
4	13	David Karaskas	B	2	TVR 3000M	1:20.312	6	9	2.534	1.350	73.47
5	11	Howard Payne	C	3	Lotus Europa	1:20.383	9	9	2.605	0.071	73.40
6	51	David Hall	I	1	Vauxhall Firenza	1:20.532	8	9	2.754	0.149	73.27
7	36	Daniel Pickett	A	1	Morgan Plus 8	1:20.628	6	9	2.850	0.096	73.18
8	40	Richard Attwood	A	2	Porsche 928	1:20.661	9	9	2.883	0.033	73.15
9	71	Jim Dean	C	4	Lotus Elan S4	1:22.215	4	9	4.437	1.554	71.77
10	57	Mark Oldfield	D	1	Lancia Monte Carlo	1:22.712	8	8	4.934	0.497	71.34
11	20	Mark Leverett	C	5	Lotus Elan	1:22.787	8	8	5.009	0.075	71.27
12	27	Chris Fisher	E	1	MG Arkley	1:23.445	7	8	5.667	0.658	70.71
13	55	Stephen Bellerby	B	3	TVR 3000M	1:24.035	8	8	6.257	0.590	70.21
14	56	Sarah Hutchison	D	2	Lancia Beta	1:24.074	8	8	6.296	0.039	70.18
15	61	Lawrence Alexander	I	2	Alfa Romeo GTV	1:24.348	8	8	6.570	0.274	69.95
16	70	Steve Skipworth	C	6	Lotus Europa	1:24.798	8	8	7.020	0.450	69.58
17	136	Mike Parden	I	3	TVR 2500	1:25.410	4	7	7.632	0.612	69.08
18	10	Nigel Ashley	C	7	Lotus Europa	1:25.595	7	8	7.817	0.185	68.93
19	2	Adam Bagnall	A	3	Jaguar E-type S2 FMC	1:25.921	4	7	8.143	0.326	68.67
20	100	Drew Nicholson	I	4	Alfa Romeo GTV / GT Junior	1:26.162	8	8	8.384	0.241	68.48
21	73	Peter Sloan	D	3	Alfa Romeo 2000 GTV	1:26.518	7	8	8.740	0.356	68.20
22	12	Neil Brown	D	4	Lotus Eclat	1:26.719	4	8	8.941	0.201	68.04
23	76	David Erwin	D	5	Alfa Romeo 2000 GTV	1:26.867	6	8	9.089	0.148	67.92
24	7	David Tomkinson	E	2	Triumph Spitfire	1:26.889	4	8	9.111	0.022	67.91
25	112	Johan Denekamp	I	5	Marcos 1800 GT	1:26.901	4	8	9.123	0.012	67.90
26	4	Ken Rorrison	D	6	Alfa Romeo 2000 GTV	1:27.014	7	8	9.236	0.113	67.81
27	92	Brian Jarvis	D	7	Porsche 924	1:27.561	3	7	9.783	0.547	67.39
28	131	Mark Bennett	A	4	MG B	1:27.605	4	6	9.827	0.044	67.35
29	25	William Jenkins	I	6	Porsche 914-6	1:27.713	6	8	9.935	0.108	67.27
30	28	Chris Baines	D	8	Porsche 924	1:28.607	6	8	10.829	0.894	66.59
31	49	Pete Richards	E	3	Clan Crusader	1:30.226	2	7	12.448	1.619	65.40
32	3	Peter Connell	I	7	TVR 3000M	1:48.443	4	5	30.665	18.217	54.41

Car 40 requires a working transponder - Regulation Q.12.2.1 refers.
A 30 second penalty will be applied if not working in the race.

Session Start: 09:43:10 - Finish: 09:55:13
Weather/Track Conditions: Sun/Damp
Circuit: Silverstone National
Track Length: 2.638 Km - 1.6390 miles

These results are provisional until the conclusion of any judicial and technical matters.

Clerk of the Course:	Timekeeper:	Issued at:
Julian Floyd		

MST

Printed : 21-10-2017 - 10:06

Full results available at www.mstworld.com. Email: timing@mstworld.com

Silverstone Finals Historic Race Meeting - 21 - 22 Oct 2017

HSCC 70's Road Sports

Qualifying for Race 3 - Sector Analysis

2	Adam Bagnall (A)							Jaguar E-type S2 FMC							
lap	Sect-1	Speed	Sect-2	Speed		Laptime	Pit	lap	Sect-1	Speed	Sect-2	Speed		Laptime	Pit
1	55.380	90.2	36.456	87.6		1:31.836		5	51.195	86.0	36.227	79.5		1:27.422	
2	51.499	88.5	38.273	89.2		1:29.772		6	50.864	94.4	35.391	92.0		1:26.255	
3	51.811	88.1	36.300	89.6		1:28.111		7	49.583	89.2				1:56.667	
4	49.926	98.1	35.995	91.9		1:25.921		8							

3	Peter Connell (I)							TVR 3000M							
lap	Sect-1	Speed	Sect-2	Speed		Laptime	Pit	lap	Sect-1	Speed	Sect-2	Speed		Laptime	Pit
1	1:18.772	64.5	43.641	74.7		2:02.413		4	1:06.990	68.1	41.453	71.9		1:48.443	
2	1:09.293	65.1	40.392	67.5		1:49.685		5	1:02.836	66.2				2:19.789	
3	1:08.778	64.2	40.861	82.8		1:49.639		6							

4	Ken Rorrison (D)							Alfa Romeo 2000 GTV							
lap	Sect-1	Speed	Sect-2	Speed		Laptime	Pit	lap	Sect-1	Speed	Sect-2	Speed		Laptime	Pit
1	55.992	82.7	37.619	81.5		1:33.611		5	51.595	89.4	36.526	83.6		1:28.121	
2	53.757	83.7	37.372	83.2		1:31.129		6	51.564	92.8	35.720	87.7		1:27.284	
3	53.681	90.2	36.506	86.0		1:30.187		7	51.264	95.2	35.750	81.5		1:27.014	
4	52.299	86.6	36.051	87.5		1:28.350		8	53.921	88.4	35.683	84.9		1:29.604	

7	David Tomkinson (E)							Triumph Spitfire							
lap	Sect-1	Speed	Sect-2	Speed		Laptime	Pit	lap	Sect-1	Speed	Sect-2	Speed		Laptime	Pit
1	56.057	91.4	36.803	90.0		1:32.860		5	51.184	94.0	36.069	86.0		1:27.253	
2	52.818	94.7	35.689	91.0		1:28.507		6	52.687	95.7	35.255	89.6		1:27.942	
3	52.154	96.4	35.728	90.7		1:27.882		7	51.286	89.1	39.403	49.3		1:30.689	
4	51.047	95.7	35.842	90.0		1:26.889		8	1:31.499	87.4	35.868	90.2		2:07.367	

10	Nigel Ashley (C)							Lotus Europa							
lap	Sect-1	Speed	Sect-2	Speed		Laptime	Pit	lap	Sect-1	Speed	Sect-2	Speed		Laptime	Pit
1	57.957	71.5	38.035	79.5		1:35.992		5	52.120	82.5	36.527	90.6		1:28.647	
2	53.154	85.5	36.268	88.8		1:29.422		6	51.922	85.3	35.466	90.5		1:27.388	
3	51.811	88.0	37.040	84.2		1:28.851		7	50.628	91.1	34.967	92.9		1:25.595	
4	54.596	80.7	36.097	89.1		1:30.693		8	52.745	83.1	35.421	92.5		1:28.166	

11	Howard Payne (C)							Lotus Europa							
lap	Sect-1	Speed	Sect-2	Speed		Laptime	Pit	lap	Sect-1	Speed	Sect-2	Speed		Laptime	Pit
1	54.404	89.5	34.610	88.5		1:29.014		6	50.522	94.5	33.940	93.2		1:24.462	
2	52.763	87.5	34.961	92.4		1:27.724		7	48.957	90.4	34.135	89.5		1:23.092	
3	49.346	95.5	33.947	94.1		1:23.293		8	48.937	93.2	33.353	94.6		1:22.290	
4	48.838	96.4	34.178	91.5		1:23.016		9	47.860	97.4	32.523	96.4		1:20.383	
5	48.872	96.4	34.255	91.0		1:23.127		10							

12	Neil Brown (D)							Lotus Eclat							
lap	Sect-1	Speed	Sect-2	Speed		Laptime	Pit	lap	Sect-1	Speed	Sect-2	Speed		Laptime	Pit
1	55.826	85.4	38.000	84.2		1:33.826		5	51.359	86.7	36.336	82.9		1:27.695	
2	55.238	87.4	37.313	87.3		1:32.551		6	52.559	93.3	36.565	88.3		1:29.124	
3	53.139	89.8	36.180	90.6		1:29.319		7	50.910	82.5	35.996	92.8		1:26.906	
4	50.751	98.8	35.968	87.8		1:26.719		8	51.426	87.8	36.179	92.0		1:27.605	

13	David Karaskas (B)							TVR 3000M							
lap	Sect-1	Speed	Sect-2	Speed		Laptime	Pit	lap	Sect-1	Speed	Sect-2	Speed		Laptime	Pit
1	51.042	95.9	33.306	101.0		1:24.348		6	47.021	103.2	33.291	93.4		1:20.312	
2	48.969	105.8	41.646	93.3		1:30.615		7	50.149	91.9	33.700	91.0		1:23.849	
3	48.283	104.5	32.941	99.9		1:21.224		8	46.757	106.9	34.167	93.3		1:20.924	
4	47.693	104.4	33.704	93.8		1:21.397		9	47.897	102.0	33.246	99.6		1:21.143	
5	47.032	100.6	34.715	94.8		1:21.747		10							

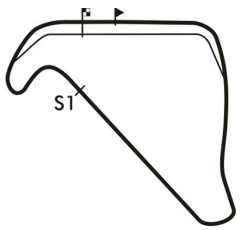

Session Start: 09:43:10 - Finish: 09:55:13
Weather/Track Conditions: Sun/Damp
Circuit: Silverstone National
Track Length: 2.638 Km - 1.6390 miles

Silverstone Finals Historic Race Meeting - 21 - 22 Oct 2017

HSCC 70's Road Sports

Qualifying for Race 3 - Sector Analysis

19	Will Leverett (C)							Lotus Europa						
lap	Sect-1	Speed	Sect-2	Speed		Laptime	Pit	lap	Sect-1	Speed	Sect-2	Speed		Laptime	Pit
1	53.063	90.8	34.923	93.2		1:27.986		6	48.848	95.6	32.099	101.5		1:20.947	
2	49.933	84.7	34.682	86.4		1:24.615		7	48.037	70.6	34.871	98.6		1:22.908	
3	48.336	94.8	36.604	86.9		1:24.940		8	46.911	90.6	33.853	95.2		1:20.764	
4	47.812	98.3	32.657	99.9		1:20.469		9	47.266	99.0	31.689	101.3		1:18.955	
5	46.361	93.7	32.132	104.9		1:18.493		10							

20	Mark Leverett (C)							Lotus Elan						
lap	Sect-1	Speed	Sect-2	Speed		Laptime	Pit	lap	Sect-1	Speed	Sect-2	Speed		Laptime	Pit
1	53.491	88.0	38.055	87.1		1:31.546		5	50.095	99.7	35.140	86.2		1:25.235	
2	51.692	87.8	36.552	88.9		1:28.244		6	49.660	100.8	34.594	92.5		1:24.254	
3	51.401	95.3	36.202	88.0		1:27.603		7	49.928	97.0	34.208	95.5		1:24.136	
4	51.431	97.5	35.146	85.0		1:26.577		8	48.683	97.5	34.104	97.0		1:22.787	

24	Charles Barter (B)							Datsun 240Z						
lap	Sect-1	Speed	Sect-2	Speed		Laptime	Pit	lap	Sect-1	Speed	Sect-2	Speed		Laptime	Pit
1	53.056	96.3	33.763	100.4		1:26.819		6	45.876	103.9	32.212	105.4		1:18.088	
2	48.778	108.2	37.295	99.3		1:26.073		7	46.156	99.7	31.622	104.7		1:17.778	
3	46.437	101.4	32.472	101.8		1:18.909		8	45.847	102.6	31.977	101.6		1:17.824	
4	46.075	103.1	32.244	104.6		1:18.319		9	47.841	106.4	31.080	104.9		1:18.921	
5	46.817	94.1	33.940	97.0		1:20.757		10							

25	William Jenkins (I)							Porsche 914-6						
lap	Sect-1	Speed	Sect-2	Speed		Laptime	Pit	lap	Sect-1	Speed	Sect-2	Speed		Laptime	Pit
1	56.500	80.9	38.004	80.2		1:34.504		5	53.568	90.0	36.264	86.6		1:29.832	
2	54.029	73.0	37.738	83.4		1:31.767		6	51.914	90.3	35.799	87.1		1:27.713	
3	53.468	84.7	37.098	82.9		1:30.566		7	51.601	91.6	36.173	87.5		1:27.774	
4	52.835	86.6	36.692	85.4		1:29.527		8	53.370	89.8	35.720	88.5		1:29.090	

27	Chris Fisher (E)							MG Arkley						
lap	Sect-1	Speed	Sect-2	Speed		Laptime	Pit	lap	Sect-1	Speed	Sect-2	Speed		Laptime	Pit
1	55.188	86.9	36.309	86.3		1:31.497		5	50.823	94.1	34.140	88.3		1:24.963	
2	56.418	80.2	37.294	89.7		1:33.712		6	50.444	94.4	33.698	89.4		1:24.142	
3	51.585	93.7	34.942	88.5		1:26.527		7	50.001	95.1	33.444	91.1		1:23.445	
4	51.745	90.4	34.649	88.6		1:26.394		8	50.810	92.2	33.488	91.7		1:24.298	

28	Chris Baines (D)							Porsche 924						
lap	Sect-1	Speed	Sect-2	Speed		Laptime	Pit	lap	Sect-1	Speed	Sect-2	Speed		Laptime	Pit
1	56.104	81.3	39.310	82.8		1:35.414		5	53.796	87.6	37.927	87.0		1:31.723	
2	58.102	77.4	39.778	84.9		1:37.880		6	52.544	84.5	36.063	90.0		1:28.607	
3	56.451	68.4	41.304	86.8		1:37.755		7	52.470	87.5	36.232	90.1		1:28.702	
4	57.973	78.9	38.282	89.8		1:36.255		8	53.262	90.4	35.513	90.7		1:28.775	

36	Daniel Pickett (A)							Morgan Plus 8						
lap	Sect-1	Speed	Sect-2	Speed		Laptime	Pit	lap	Sect-1	Speed	Sect-2	Speed		Laptime	Pit
1	55.217	96.3	34.198	100.1		1:29.415		6	47.662	97.4	32.966	94.5		1:20.628	
2	49.395	87.8	34.125	96.0		1:23.520		7	47.457	92.4	34.103	97.7		1:21.560	
3	50.403	86.7	34.384	97.6		1:24.787		8	47.515	98.8	33.152	97.1		1:20.667	
4	48.735	99.4	33.087	99.2		1:21.822		9	47.509	99.0	33.217	90.8		1:20.726	
5	47.118	96.1	34.038	97.0		1:21.156		10							

40	Richard Attwood (A)							Porsche 928						
lap	Sect-1	Speed	Sect-2	Speed		Laptime	Pit	lap	Sect-1	Speed	Sect-2	Speed		Laptime	Pit
1						1:27.188		6						1:23.960	
2						1:24.412		7						1:21.555	
3						1:26.538		8						1:20.927	
4						1:23.750		9						1:20.661	
5						1:21.538		10							

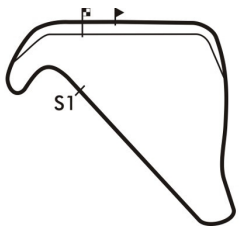

Session Start: 09:43:10 - Finish: 09:55:13
Weather/Track Conditions: Sun/Damp
Circuit: Silverstone National
Track Length: 2.638 Km - 1.6390 miles

Silverstone Finals Historic Race Meeting - 21 - 22 Oct 2017

HSCC 70's Road Sports

Qualifying for Race 3 - Sector Analysis

47	Julian Barter (C)							Lotus Europa TC							
lap	Sect-1	Speed	Sect-2	Speed		Laptime	Pit	lap	Sect-1	Speed	Sect-2	Speed		Laptime	Pit
1	Out	98.5	33.240	97.1		1:16.239		3	47.057	102.6	32.322	99.6		1:19.379	
2	47.835	98.3	32.636	97.6		1:20.471		4	47.089	102.6	31.873	88.0		1:18.962	

49	Pete Richards (E)							Clan Crusader							
lap	Sect-1	Speed	Sect-2	Speed		Laptime	Pit	lap	Sect-1	Speed	Sect-2	Speed		Laptime	Pit
1	1:19.686	74.7	36.082	87.6		1:55.768		5	53.991	85.6	36.336	87.7		1:30.327	
2	54.382	83.7	35.844	90.1		1:30.226		6	54.848	78.1	36.483	89.5		1:31.331	
3	55.430	77.9	37.519	88.9		1:32.949		7	1:07.704	74.2				1:54.665	
4	55.699	91.3	35.866	84.2		1:31.565		8							

51	David Hall (I)							Vauxhall Firenza Droopsnoot							
lap	Sect-1	Speed	Sect-2	Speed		Laptime	Pit	lap	Sect-1	Speed	Sect-2	Speed		Laptime	Pit
1	55.214	82.7	38.307	85.6		1:33.521		6	48.810	102.5	32.759	96.3		1:21.569	
2	52.234	92.1	35.688	92.1		1:27.922		7	48.390	98.5	32.291	98.3		1:20.681	
3	49.950	102.9	34.049	92.1		1:23.999		8	48.386	100.2	32.146	94.9		1:20.532	
4	48.234	96.1	34.008	91.9		1:22.242		9	48.510	94.7	33.819	92.6		1:22.329	
5	49.348	100.3	33.427	94.8		1:22.775		10							

55	Stephen Bellerby (B)							TVR 3000M							
lap	Sect-1	Speed	Sect-2	Speed		Laptime	Pit	lap	Sect-1	Speed	Sect-2	Speed		Laptime	Pit
1	55.414	87.3	37.779	84.4		1:33.193		5	48.696	95.6	36.096	90.5		1:24.792	
2	54.958	83.8	38.946	87.0		1:33.904		6	49.173	89.4	36.180	90.7		1:25.353	
3	52.783	87.4	36.106	91.3		1:28.889		7	50.143	86.1	35.101	93.3		1:25.244	
4	48.880	96.6	35.204	87.8		1:24.084		8	49.157	89.2	34.878	88.0		1:24.035	

56	Sarah Hutchison (D)							Lancia Beta							
lap	Sect-1	Speed	Sect-2	Speed		Laptime	Pit	lap	Sect-1	Speed	Sect-2	Speed		Laptime	Pit
1	58.076	79.6	38.678	86.0		1:36.754		5	51.880	86.7	36.380	83.8		1:28.260	
2	57.019	76.8	38.763	81.8		1:35.782		6	52.762	87.3	34.990	90.8		1:27.752	
3	53.364	81.1	37.442	89.1		1:30.806		7	50.883	81.4	38.682	91.0		1:29.565	
4	53.021	86.3	34.912	91.2		1:27.933		8	50.452	94.1	33.622	94.1		1:24.074	

57	Mark Oldfield (D)							Lancia Monte Carlo							
lap	Sect-1	Speed	Sect-2	Speed		Laptime	Pit	lap	Sect-1	Speed	Sect-2	Speed		Laptime	Pit
1	53.321	85.5	35.981	90.0		1:29.302		5	49.826	99.9	33.343	94.5		1:23.169	
2	50.737	93.9	34.555	92.5		1:25.292		6	50.269	100.3	33.722	94.5		1:23.991	
3	50.354	88.8	34.046	93.2		1:24.400		7	50.149	97.3	33.991	94.5		1:24.140	
4	49.584	93.2	34.087	93.8		1:23.671		8	49.280	95.7	33.432	95.0		1:22.712	

61	Lawrence Alexander (I)							Alfa Romeo GTV							
lap	Sect-1	Speed	Sect-2	Speed		Laptime	Pit	lap	Sect-1	Speed	Sect-2	Speed		Laptime	Pit
1	56.705	86.7	36.020	86.0		1:32.725		5	51.610	89.0	34.139	92.5		1:25.749	
2	51.551	88.1	34.765	93.4		1:26.316		6	50.902	90.8	34.878	90.3		1:25.780	
3	52.533	81.2	35.750	83.2		1:28.283		7	50.265	92.4	34.221	93.3		1:24.486	
4	51.718	94.7	34.956	89.7		1:26.674		8	50.156	88.2	34.192	90.6		1:24.348	

70	Steve Skipworth (C)							Lotus Europa							
lap	Sect-1	Speed	Sect-2	Speed		Laptime	Pit	lap	Sect-1	Speed	Sect-2	Speed		Laptime	Pit
1	54.408	83.9	59.871	72.1		1:54.279		5	52.007	74.8	35.748	87.6		1:27.755	
2	56.596	69.0	38.788	82.4		1:35.384		6	53.175	74.2	35.829	88.2		1:29.004	
3	55.627	71.9	38.162	81.4		1:33.789		7	52.095	74.6	35.853	87.8		1:27.948	
4	59.269	69.0	36.962	85.9		1:36.231		8	49.871	83.2	34.927	91.5		1:24.798	

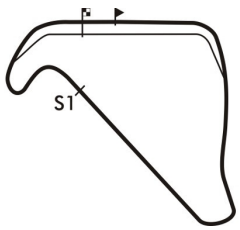

Session Start: 09:43:10 - Finish: 09:55:13
Weather/Track Conditions: Sun/Damp
Circuit: Silverstone National
Track Length: 2.638 Km - 1.6390 miles

Silverstone Finals Historic Race Meeting - 21 - 22 Oct 2017

HSCC 70's Road Sports

Qualifying for Race 3 - Sector Analysis

71	Jim Dean (C)						Lotus Elan S4						
lap	Sect-1	Speed	Sect-2	Speed		Laptime Pit	lap	Sect-1	Speed	Sect-2	Speed		Laptime Pit
1	53.850	86.1	37.278	90.2		1:31.128	6	50.784	86.9	35.236	92.0		1:26.020
2	51.273	89.1	35.130	92.2		1:26.403	7	49.687	96.0	33.769	97.1		1:23.456
3	49.630	98.1	33.862	96.0		1:23.492	8	48.922	96.3	36.403	88.9		1:25.325
4	48.590	103.6	33.625	97.3		1:22.215	9	49.866	98.8	33.433	98.2		1:23.299
5	48.124	98.8	34.838	93.7		1:22.962	10						

73	Peter Sloan (D)						Alfa Romeo 2000 GTV						
lap	Sect-1	Speed	Sect-2	Speed		Laptime Pit	lap	Sect-1	Speed	Sect-2	Speed		Laptime Pit
1	54.866	91.3	37.077	86.5		1:31.943	5	52.607	95.5	35.143	92.0		1:27.750
2	53.610	93.5	36.108	88.8		1:29.718	6	51.634	90.9	35.901	87.1		1:27.535
3	53.794	90.3	35.853	90.8		1:29.647	7	51.327	95.9	35.191	91.2		1:26.518
4	52.953	90.2	36.455	87.8		1:29.408	8	52.603	87.5	34.921	94.0		1:27.524

76	David Erwin (D)						Alfa Romeo 2000 GTV						
lap	Sect-1	Speed	Sect-2	Speed		Laptime Pit	lap	Sect-1	Speed	Sect-2	Speed		Laptime Pit
1	55.952	89.7	36.389	86.9		1:32.341	5	53.823	94.7	35.836	87.8		1:29.659
2	1:18.070	84.5	36.402	87.9		1:54.472	6	51.495	95.6	35.372	88.3		1:26.867
3	52.346	93.9	35.511	87.9		1:27.857	7	52.027	94.4	35.984	81.9		1:28.011
4	53.940	92.6	35.819	89.1		1:29.759	8	53.988	87.5	35.888	83.1		1:29.876

92	Brian Jarvis (D)						Porsche 924						
lap	Sect-1	Speed	Sect-2	Speed		Laptime Pit	lap	Sect-1	Speed	Sect-2	Speed		Laptime Pit
1	1:12.897	56.3	37.702	79.0		1:50.599	5	53.837	89.2	35.809	86.6		1:29.646
2	53.602	89.6	34.492	92.5		1:28.094	6	53.646	81.8	37.161	84.6		1:30.807
3	52.562	87.5	34.999	88.8		1:27.561	7	1:07.115	56.1				2:04.394
4	52.717	92.4	37.148	86.1		1:29.865	8						

100	Drew Nicholson (I)						Alfa Romeo GTV / GT Junior						
lap	Sect-1	Speed	Sect-2	Speed		Laptime Pit	lap	Sect-1	Speed	Sect-2	Speed		Laptime Pit
1	57.712	85.1	38.071	81.5		1:35.783	5	52.351	85.7	36.159	87.0		1:28.510
2	55.844	81.7	37.582	85.9		1:33.426	6	52.914	84.4	36.021	88.6		1:28.935
3	53.788	90.3	36.528	85.9		1:30.316	7	51.191	92.9	35.365	88.6		1:26.556
4	54.023	90.0	36.488	87.9		1:30.511	8	51.083	89.5	35.079	89.0		1:26.162

112	Johan Denekamp (I)						Marcos 1800 GT						
lap	Sect-1	Speed	Sect-2	Speed		Laptime Pit	lap	Sect-1	Speed	Sect-2	Speed		Laptime Pit
1	56.083	85.7	37.395	81.3		1:33.478	5	52.295	87.8	36.142	82.0		1:28.437
2	54.025	87.8	35.430	89.8		1:29.455	6	52.372	88.9	35.921	84.0		1:28.293
3	52.474	90.7	36.215	83.9		1:28.689	7	51.912	93.5	36.231	80.9		1:28.143
4	51.159	93.2	35.742	84.9		1:26.901	8	52.582	91.1	36.539	80.4		1:29.121

131	Mark Bennett (A)						MG B						
lap	Sect-1	Speed	Sect-2	Speed		Laptime Pit	lap	Sect-1	Speed	Sect-2	Speed		Laptime Pit
1	56.783	87.0	37.401	84.0		1:34.184	4	51.561	84.4	36.044	87.5		1:27.605
2	55.762	81.9	37.190	85.5		1:32.952	5	52.841	88.5	35.808	82.6		1:28.649
3	53.990	87.3	35.781	90.2		1:29.771	6	53.804	86.1				1:53.127

136	Mike Parden (I)						TVR 2500						
lap	Sect-1	Speed	Sect-2	Speed		Laptime Pit	lap	Sect-1	Speed	Sect-2	Speed		Laptime Pit
1	1:00.013	91.9	35.698	88.3		1:35.711	5	1:12.572	97.3	36.965	79.2		1:49.537
2	54.429	93.9	42.928	91.6		1:37.357	6	53.632	84.3	37.774	83.9		1:31.406
3	53.348	86.6	35.883	91.6		1:29.231	7	53.343	91.8	36.645	83.8		1:29.988
4	50.706	91.8	34.704	84.3		1:25.410	8						

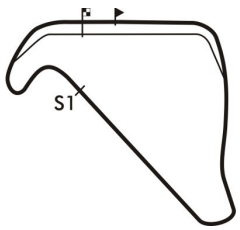

Session Start: 09:43:10 - Finish: 09:55:13
Weather/Track Conditions: Sun/Damp
Circuit: Silverstone National
Track Length: 2.638 Km - 1.6390 miles

Silverstone Finals Historic Race Meeting - 21 - 22 Oct 2017

HSCC 70's Road Sports

Qualifying for Race 3 - Best Sector Times

	SECTOR 1			SECTOR 2		
	NO	TIME	LAP	NO	TIME	LAP
1	24	45.847	8	24	31.080	9
2	19	46.361	5	19	31.689	9
3	13	46.757	8	47	31.873	4
4	47	47.057	3	51	32.146	8
5	36	47.118	5	11	32.523	9
6	11	47.860	9	13	32.941	3
7	71	48.124	5	36	32.966	6
8	51	48.234	4	57	33.343	5
9	20	48.683	8	71	33.433	9
10	55	48.696	5	27	33.444	7
11	57	49.280	8	56	33.622	8
12	2	49.583	7	20	34.104	8
13	70	49.871	8	61	34.139	5
14	27	50.001	7	92	34.492	2
15	61	50.156	8	136	34.704	4
16	56	50.452	8	55	34.878	8
17	10	50.628	7	73	34.921	8
18	136	50.706	4	70	34.927	8
19	12	50.751	4	10	34.967	7
20	7	51.047	4	100	35.079	8
21	100	51.083	8	7	35.255	6
22	112	51.159	4	76	35.372	6
23	4	51.264	7	2	35.391	6
24	73	51.327	7	112	35.430	2
25	76	51.495	6	28	35.513	8
26	131	51.561	4	4	35.683	8
27	25	51.601	7	25	35.720	8
28	28	52.470	7	131	35.781	3
29	92	52.562	3	49	35.844	2
30	49	53.991	5	12	35.968	4
31	3	1:02.836	5	3	40.392	2
32	15			15		
33	30			30		
34	40			40		
35	44			44		

IDEAL / BEST LAP COMPARISON

NO	NAME	BEST	IN	IDEAL	DIFF
24	Charles Barter	1:17.778	7	1:16.927	+0.851
19	Will Leverett	1:18.493	5	1:18.050	+0.443
47	Julian Barter	1:18.962	4	1:18.930	+0.032
13	David Karaskas	1:20.312	6	1:19.698	+0.614
11	Howard Payne	1:20.383	9	1:20.383	+0.000
51	David Hall	1:20.532	8	1:20.380	+0.152
36	Daniel Pickett	1:20.628	6	1:20.084	+0.544
40	Richard Attwood	1:20.661	9		+
71	Jim Dean	1:22.215	4	1:21.557	+0.658
57	Mark Oldfield	1:22.712	8	1:22.623	+0.089
20	Mark Leverett	1:22.787	8	1:22.787	+0.000
27	Chris Fisher	1:23.445	7	1:23.445	+0.000
55	Stephen Bellerby	1:24.035	8	1:23.574	+0.461
56	Sarah Hutchison	1:24.074	8	1:24.074	+0.000
61	Lawrence Alexander	1:24.348	8	1:24.295	+0.053
70	Steve Skipworth	1:24.798	8	1:24.798	+0.000
136	Mike Parden	1:25.410	4	1:25.410	+0.000
10	Nigel Ashley	1:25.595	7	1:25.595	+0.000
2	Adam Bagnall	1:25.921	4	1:24.974	+0.947
100	Drew Nicholson	1:26.162	8	1:26.162	+0.000
73	Peter Sloan	1:26.518	7	1:26.248	+0.270
12	Neil Brown	1:26.719	4	1:26.719	+0.000
76	David Erwin	1:26.867	6	1:26.867	+0.000
7	David Tomkinson	1:26.889	4	1:26.302	+0.587
112	Johan Denekamp	1:26.901	4	1:26.589	+0.312
4	Ken Rorrison	1:27.014	7	1:26.947	+0.067
92	Brian Jarvis	1:27.561	3	1:27.054	+0.507
131	Mark Bennett	1:27.605	4	1:27.342	+0.263
25	William Jenkins	1:27.713	6	1:27.321	+0.392
28	Chris Baines	1:28.607	6	1:27.983	+0.624
49	Pete Richards	1:30.226	2	1:29.835	+0.391
3	Peter Connell	1:48.443	4	1:43.228	+5.215

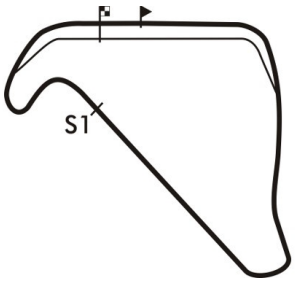

Session Start: 09:43:10 - Finish: 09:55:13
Weather/Track Conditions: Sun/Damp
Circuit: Silverstone National
Track Length: 2.638 Km - 1.6390 miles

Silverstone Finals Historic Race Meeting - 21 - 22 Oct 2017

HSCC 70's Road Sports

Qualifying for Race 3 - Best Sector Speeds

	NO	SECTOR 1	MPH	NO	SECTOR 2	MPH
1	24	Charles Barter	108.2	24	Charles Barter	105.4
2	13	David Karaskas	106.9	19	Will Leverett	104.9
3	71	Jim Dean	103.6	13	David Karaskas	101.0
4	51	David Hall	102.9	36	Daniel Pickett	100.1
5	47	Julian Barter	102.6	47	Julian Barter	99.6
6	20	Mark Leverett	100.8	51	David Hall	98.3
7	57	Mark Oldfield	100.3	71	Jim Dean	98.2
8	36	Daniel Pickett	99.4	20	Mark Leverett	97.0
9	19	Will Leverett	99.0	11	Howard Payne	96.4
10	12	Neil Brown	98.8	57	Mark Oldfield	95.0
11	2	Adam Bagnall	98.1	56	Sarah Hutchison	94.1
12	11	Howard Payne	97.4	73	Peter Sloan	94.0
13	136	Mike Parden	97.3	61	Lawrence Alexander	93.4
14	55	Stephen Bellerby	96.6	55	Stephen Bellerby	93.3
15	7	David Tomkinson	96.4	10	Nigel Ashley	92.9
16	73	Peter Sloan	95.9	12	Neil Brown	92.8
17	76	David Erwin	95.6	92	Brian Jarvis	92.5
18	4	Ken Rorrison	95.2	2	Adam Bagnall	92.0
19	27	Chris Fisher	95.1	27	Chris Fisher	91.7
20	61	Lawrence Alexander	94.7	136	Mike Parden	91.6
21	56	Sarah Hutchison	94.1	70	Steve Skipworth	91.5
22	112	Johan Denekamp	93.5	7	David Tomkinson	91.0
23	100	Drew Nicholson	92.9	28	Chris Baines	90.7
24	92	Brian Jarvis	92.4	131	Mark Bennett	90.2
25	25	William Jenkins	91.6	49	Pete Richards	90.1
26	49	Pete Richards	91.3	112	Johan Denekamp	89.8
27	10	Nigel Ashley	91.1	76	David Erwin	89.1
28	28	Chris Baines	90.4	100	Drew Nicholson	89.0
29	131	Mark Bennett	88.5	25	William Jenkins	88.5
30	70	Steve Skipworth	83.9	4	Ken Rorrison	87.7
31	3	Peter Connell	68.1	3	Peter Connell	82.8
32	15	Charlie Ugo	0.0	15	Charlie Ugo	0.0
33	30	John Williams	0.0	30	John Williams	0.0
34	40	Richard Attwood	0.0	40	Richard Attwood	0.0
35	44	Steve Deeks	0.0	44	Steve Deeks	0.0

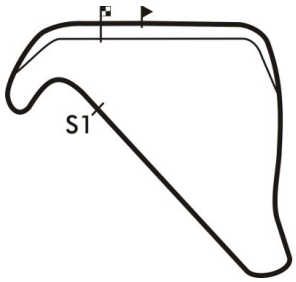

Session Start: 09:43:10 - Finish: 09:55:13
Weather/Track Conditions: Sun/Damp
Circuit: Silverstone National
Track Length: 2.638 Km - 1.6390 miles

Silverstone Finals Historic Race Meeting - 21 - 22 Oct 2017

HSCC 70's Road Sports

Race 3 - Starting Grid

Sheet No:

Start Time : 14:35 - Heat Duration : 25 Minutes

ROW						
16	32	3	Peter Connell	31	49	Pete Richards
15	30	28	Chris Baines	29	25	William Jenkins
14	28	131	Mark Bennett	27	92	Brian Jarvis
13	26	4	Ken Rorrison	25	112	Johan Denekamp
12	24	7	David Tomkinson	23	76	David Erwin
11	22	12	Neil Brown	21	73	Peter Sloan
10	20	100	Drew Nicholson	19	2	Adam Bagnall
9	18	10	Nigel Ashley	17	136	Mike Parden
8	16	70	Steve Skipworth	15	61	Lawrence Alexander
7	14	56	Sarah Hutchison	13	55	Stephen Bellerby
6	12	27	Chris Fisher	11	20	Mark Leverett
5	10	57	Mark Oldfield	9	71	Jim Dean
4	8	40	Richard Attwood	7	36	Daniel Pickett
3	6	51	David Hall	5	11	Howard Payne
2	4	13	David Karaskas	3	47	Julian Barter
1	2	19	Will Leverett	1	24	Charles Barter

Pole Left

Circuit: Silverstone National
Track Length: 2.638 Km - 1.6390 miles

These results are provisional until the conclusion of any judicial and technical matters.

Clerk of the Course:	Timekeeper:	Issued at:
Julian Floyd		

MST

Printed : 21-10-2017 - 10:07

Full results available at www.mstworld.com. Email: timing@mstworld.com

Silverstone Finals Historic Race Meeting - 21 - 22 Oct 2017

HSCC 70's Road Sports

Race 3 - Classification

Sheet No:

POS	NO	DRIVER/S	CLASS	CLASS POS	CAR MAKE / MODEL	TIME	LAPS	GAP	DIFF	MPH	BEST	ON
1	24	Charles Barter	B	1	Datsun 240Z	25:59.480	22	-- 22 laps		83.23	1:09.793	5
2	36	Daniel Pickett	A	1	Morgan Plus 8	26:25.590	22	26.110	26.110	81.87	1:10.601	17
3	40	Richard Attwood	A	2	Porsche 928	26:29.214	22	29.734	3.624	81.68	1:11.029	14
4	13	David Karaskas	B	2	TVR 3000M	26:39.890	22	40.410	10.676	81.13	1:11.012	17
5	131	Mark Bennett	A	3	MG B	26:41.697	22	42.217	1.807	81.04	1:10.915	16
6	51	David Hall	I	1	Vauxhall Firenza	26:42.026	22	42.546	0.329	81.03	1:11.063	16
7	70	Steve Skipworth	C	1	Lotus Europa	26:06.093	21	-- 21 laps	37.367	79.12	1:13.209	11
8	55	Stephen Bellerby	B	3	TVR 3000M	26:24.101	21	18.008	18.008	78.22	1:14.080	19
9	12	Neil Brown	D	1	Lotus Eclat	26:32.442	21	26.349	8.341	77.81	1:13.835	18
10	92	Brian Jarvis	D	2	Porsche 924	26:33.268	21	27.175	0.826	77.76	1:13.756	16
11	10	Nigel Ashley	C	2	Lotus Europa	26:36.832	21	30.739	3.564	77.59	1:13.864	16
12	136	Mike Parden	I	2	TVR 2500	27:12.260	21	1:06.167	35.428	75.91	1:14.357	15
13	112	Johan Denekamp	I	3	Marcos 1800 GT	26:04.419	20	-- 20 laps	10.789	75.43	1:16.133	15
14	73	Peter Sloan	D	3	Alfa Romeo 2000 GTV	26:04.916	20	0.497	0.497	75.40	1:15.990	16
15	61	Lawrence Alexander	I	4	Alfa Romeo GTV	26:05.389	20	0.970	0.473	75.38	1:16.516	9
16	27	Chris Fisher	E	1	MG Arkley	26:05.921	20	1.502	0.532	75.36	1:16.696	17
17	56	Sarah Hutchison	D	4	Lancia Beta	26:18.428	20	14.009	12.507	74.76	1:16.734	9
18	7	David Tomkinson	E	2	Triumph Spitfire	26:26.511	20	22.092	8.083	74.38	1:17.121	18
19	100	Drew Nicholson	I	5	Alfa Romeo GTV / GT	26:45.465	20	41.046	18.954	73.50	1:16.413	9
20	28	Chris Baines	D	5	Porsche 924	26:48.665	20	44.246	3.200	73.35	1:18.099	13
21	25	William Jenkins	I	6	Porsche 914-6	27:33.582	19	-- 19 laps	2:07.802	67.79	1:22.395	3
22	76	David Erwin	D	6	Alfa Romeo 2000 GTV	26:48.085	18	-- 18 laps	51.100	66.05	1:16.836	15
		---------- NOT CLASSIFIED ----------										
DNF	20	Mark Leverett	C		Lotus Elan	22:58.112	19	-- 19 laps		81.34	1:10.664	18
DNF	2	Adam Bagnall	A		Jaguar E-type S2 FMC	23:19.477	18	-- 18 laps	1:32.940	75.89	1:12.553	9
DNC	3	Peter Connell	I		TVR 3000M	27:09.940	15	-- 15 laps	8:24.384	54.30	1:43.763	13
DNF	49	Pete Richards	E		Clan Crusader	12:21.337	9	-- 9 laps --		71.63	1:18.262	4
DNF	4	Ken Rorrison	D		Alfa Romeo 2000 GTV	11:01.090	8	-- 8 laps --	10.726	71.40	1:17.904	6
DNF	11	Howard Payne	C		Lotus Europa	9:03.357	7	-- 7 laps --		76.01	1:11.280	6
DNF	71	Jim Dean	C		Lotus Elan S4	5:09.944	4	-- 4 laps --	16.958	76.14	1:11.905	3
DNF	57	Mark Oldfield	D		Lancia Monte Carlo	1:21.698	1	-- 1 laps --	5.605	72.22	1:21.698	1
DNF	47	Julian Barter	C		Lotus Europa TC							

---------- FASTEST LAP SUMMARY ----------

NO	DRIVER/S	CLASS	CAR MAKE / MODEL	FASTEST LAP	ON	MPH
24	Charles Barter	B	Datsun 240Z	1:09.793	5	84.54
36	Daniel Pickett	A	Morgan Plus 8	1:10.601	17	83.57
20	Mark Leverett	C	Lotus Elan	1:10.664	18	83.50
51	David Hall	I	Vauxhall Firenza Droopsno	1:11.063	16	83.03
92	Brian Jarvis	D	Porsche 924	1:13.756	16	80.00
27	Chris Fisher	E	MG Arkley	1:16.696	17	76.93

Session Start: 14:30:22 - Finish: 14:56:20
Weather/Track Conditions: Bright/Dry
Circuit: Silverstone National
Track Length: 2.638 Km - 1.6390 miles

These results are provisional until the conclusion of any judicial and technical matters.

Clerk of the Course:	Timekeeper:	Issued at:
Julian Floyd		

MST

Printed : 21-10-2017 - 14:58

Full results available at www.mstworld.com. Email: timing@mstworld.com

Silverstone Finals Historic Race Meeting - 21 - 22 Oct 2017

HSCC 70's Road Sports

Race 3 - Sector Analysis

2	Adam Bagnall (A)							Jaguar E-type S2 FMC						
lap	Sect-1	Speed	Sect-2	Speed		Laptime	Pit	lap	Sect-1	Speed	Sect-2	Speed		Laptime	Pit
1		119.2	31.486	81.8		1:20.292		10	41.925	98.7	31.466	103.7		1:13.391	
2	46.592	95.6	31.021	106.4		1:17.613		11	43.334	107.0	30.282	104.4		1:13.616	
3	43.691	92.9	31.202	103.9		1:14.893		12	42.316	101.4	30.908	106.8		1:13.224	
4	43.571	94.9	31.318	104.6		1:14.889		13	43.380	92.1	31.279	107.1		1:14.659	
5	43.520	97.0	31.180	104.7		1:14.700		14	45.811	96.7	32.060	98.5		1:17.871	
6	43.135	100.0	30.792	105.1		1:13.927		15	45.445	102.0	30.487	108.2		1:15.932	
7	43.849	99.1	31.214	106.6		1:15.063		16	43.750	102.8	32.148	98.3		1:15.898	
8	42.325	98.0	30.608	109.1		1:12.933		17	55.392	95.6	35.940	84.6		1:31.332	
9	42.351	105.7	30.202	107.3		1:12.553		18	1:01.872	63.4				1:46.691	

3	Peter Connell (I)							TVR 3000M						
lap	Sect-1	Speed	Sect-2	Speed		Laptime	Pit	lap	Sect-1	Speed	Sect-2	Speed		Laptime	Pit
1		67.2	38.928	79.2		1:47.686		9	1:09.033	62.1	43.043	74.4		1:52.076	
2	1:05.671	63.9	41.331	77.6		1:47.002		10	1:07.166	63.4	42.930	69.8		1:50.096	
3	1:07.569	67.0	41.558	71.6		1:49.127		11	1:07.496	67.2	42.249	71.6		1:49.745	
4	1:05.986	65.5	43.074	68.5		1:49.060		12	1:05.283	67.8	39.142	79.6		1:44.425	
5	1:09.246	64.7	43.067	67.7		1:52.313		13	1:04.049	73.2	39.714	81.7		1:43.763	
6	1:08.778	64.5	42.228	70.4		1:51.006		14	1:02.662	69.2	42.247	71.7		1:44.909	
7	1:05.816	67.8	40.840	72.2		1:46.656		15	1:07.319	54.5	46.245	60.0		1:53.564	
8	1:06.483	66.2	42.029	72.7		1:48.512		16							

4	Ken Rorrison (D)							Alfa Romeo 2000 GTV						
lap	Sect-1	Speed	Sect-2	Speed		Laptime	Pit	lap	Sect-1	Speed	Sect-2	Speed		Laptime	Pit
1		96.7	32.104	95.3		1:28.346		5	46.384	98.0	32.020	96.7		1:18.404	
2	47.049	99.4	31.364	97.3		1:18.413		6	46.215	100.3	31.689	95.6		1:17.904	
3	46.678	99.0	32.084	96.1		1:18.762		7	46.929	101.1	31.007	95.5		1:17.936	
4	47.022	97.4	32.230	96.6		1:19.252		8	48.099	76.5				1:42.073	

7	David Tomkinson (E)							Triumph Spitfire						
lap	Sect-1	Speed	Sect-2	Speed		Laptime	Pit	lap	Sect-1	Speed	Sect-2	Speed		Laptime	Pit
1		93.7	33.001	93.3		1:29.501		11	46.472	96.8	31.538	93.4		1:18.010	
2	47.726	95.5	31.602	94.1		1:19.328		12	46.735	95.7	31.217	93.3		1:17.952	
3	47.331	96.4	31.198	94.2		1:18.529		13	47.107	94.5	31.413	93.3		1:18.520	
4	46.607	99.0	31.775	93.7		1:18.382		14	46.361	95.9	30.981	94.1		1:17.342	
5	47.157	95.5	41.252	82.5		1:28.409		15	46.150	95.3	31.929	93.7		1:18.079	
6	46.627	97.1	31.820	92.9		1:18.447		16	46.712	95.9	31.372	93.7		1:18.084	
7	47.535	89.5	31.426	94.0		1:18.961		17	46.512	96.0	30.996	93.2		1:17.508	
8	47.165	97.4	31.925	94.0		1:19.090		18	45.873	96.0	31.248	92.4		1:17.121	
9	47.417	98.5	31.548	93.6		1:18.965		19	46.355	95.5	31.845	91.3		1:18.200	
10	46.606	96.1	31.199	94.1		1:17.805		20	46.104	94.7	32.174	93.7		1:18.278	

10	Nigel Ashley (C)							Lotus Europa						
lap	Sect-1	Speed	Sect-2	Speed		Laptime	Pit	lap	Sect-1	Speed	Sect-2	Speed		Laptime	Pit
1		94.0	32.104	101.5		1:24.880		12	43.958	102.8	30.692	103.4		1:14.650	
2	45.609	98.3	31.662	94.6		1:17.271		13	43.582	105.5	30.716	102.8		1:14.298	
3	46.009	94.8	31.406	102.3		1:17.415		14	44.607	104.5	30.662	103.2		1:15.269	
4	45.192	95.5	32.473	102.1		1:17.665		15	43.858	105.0	30.416	103.9		1:14.274	
5	45.359	101.7	30.515	103.7		1:15.874		16	43.845	108.4	30.019	104.1		1:13.864	
6	44.167	100.2	30.742	103.2		1:14.909		17	44.957	105.2	30.413	102.6		1:15.370	
7	44.607	107.5	30.468	102.0		1:15.075		18	44.129	107.9	30.127	102.9		1:14.256	
8	44.200	106.2	30.614	103.7		1:14.814		19	44.463	101.7	30.709	103.1		1:15.172	
9	44.377	99.0	30.871	103.4		1:15.248		20	44.677	90.0	33.154	99.0		1:17.831	
10	44.487	102.9	31.529	101.0		1:16.016		21	45.540	96.7	31.270	103.4		1:16.810	
11	45.453	105.0	30.418	103.2		1:15.871		22							

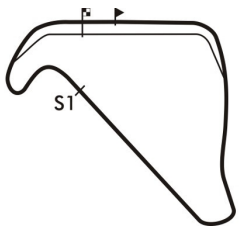

Session Start: 14:30:22 - Finish: 14:56:20
Weather/Track Conditions: Bright/Dry
Circuit: Silverstone National
Track Length: 2.638 Km - 1.6390 miles

Silverstone Finals Historic Race Meeting - 21 - 22 Oct 2017

HSCC 70's Road Sports

Race 3 - Sector Analysis

11	Howard Payne (C)						Lotus Europa						
lap	Sect-1	Speed	Sect-2	Speed		Laptime Pit	lap	Sect-1	Speed	Sect-2	Speed		Laptime Pit
1		106.4	29.571	105.2		1:16.455	5	43.072	109.5	29.387	105.2		1:12.459
2	42.868	109.8	29.899	105.7		1:12.767	6	41.910	111.7	29.370	103.9		1:11.280
3	42.701	108.9	29.100	104.7		1:11.801	7	1:07.002	74.9				1:46.632
4	43.079	108.8	28.884	104.6		1:11.963	8						

12	Neil Brown (D)						Lotus Eclat						
lap	Sect-1	Speed	Sect-2	Speed		Laptime Pit	lap	Sect-1	Speed	Sect-2	Speed		Laptime Pit
1		97.5	31.723	101.8		1:25.912	12	44.399	107.4	30.418	101.6		1:14.817
2	45.054	105.4	31.677	99.3		1:16.731	13	44.199	102.6	30.508	102.0		1:14.707
3	46.226	104.9	31.145	102.3		1:17.371	14	44.362	107.5	31.036	101.3		1:15.398
4	44.964	98.0	32.610	103.2		1:17.574	15	44.186	107.4	30.220	102.4		1:14.406
5	44.270	107.9	30.165	101.5		1:14.435	16	44.010	107.4	29.993	103.2		1:14.003
6	44.267	107.4	30.797	100.3		1:15.064	17	45.417	107.7	29.995	102.1		1:15.412
7	44.634	107.9	30.577	100.9		1:15.211	18	43.745	107.9	30.090	102.1		1:13.835
8	44.403	107.7	30.231	101.6		1:14.634	19	44.162	107.5	29.978	102.8		1:14.140
9	44.483	107.9	30.391	102.6		1:14.874	20	44.909	97.3	32.122	94.9		1:17.031
10	44.221	107.7	30.588	97.4		1:14.809	21	45.157	104.7	30.693	102.4		1:15.850
11	45.943	108.1	30.285	101.0		1:16.228	22						

13	David Karaskas (B)						TVR 3000M						
lap	Sect-1	Speed	Sect-2	Speed		Laptime Pit	lap	Sect-1	Speed	Sect-2	Speed		Laptime Pit
1		111.3	29.426	109.4		1:15.082	12	42.396	111.5	29.903	109.1		1:12.299
2	41.915	113.7	29.794	108.7		1:11.709	13	43.573	114.1	29.506	110.3		1:13.079
3	42.373	114.3	29.629	109.1		1:12.002	14	43.427	110.6	30.375	108.3		1:13.802
4	43.289	113.4	30.119	106.8		1:13.408	15	42.738	112.8	29.876	107.6		1:12.614
5	43.063	110.4	29.704	109.4		1:12.767	16	42.117	115.5	29.376	109.2		1:11.493
6	41.885	113.6	29.964	106.8		1:11.849	17	41.775	112.2	29.237	110.0		1:11.012
7	45.131	114.9	30.427	106.9		1:15.558	18	41.874	113.0	30.084	108.7		1:11.958
8	42.607	113.6	29.937	108.3		1:12.544	19	42.480	114.9	29.767	108.5		1:12.247
9	42.310	111.5	29.671	107.6		1:11.981	20	41.912	111.8	32.191	107.8		1:14.103
10	42.088	109.3	30.390	108.0		1:12.478	21	42.188	103.7	30.659	108.5		1:12.847
11	42.341	114.3	29.598	108.3		1:11.939	22	43.495	112.8	29.624	109.1		1:13.119

20	Mark Leverett (C)						Lotus Elan						
lap	Sect-1	Speed	Sect-2	Speed		Laptime Pit	lap	Sect-1	Speed	Sect-2	Speed		Laptime Pit
1		114.9	29.920	109.2		1:17.978	11	42.658	110.6	29.338	109.4		1:11.996
2	46.165	103.4	30.771	107.3		1:16.936	12	42.180	110.7	29.416	109.4		1:11.596
3	43.368	104.7	29.925	108.9		1:13.293	13	45.087	108.8	29.680	110.5		1:14.767
4	43.267	110.0	29.546	109.4		1:12.813	14	42.437	106.0	30.074	108.3		1:12.511
5	42.054	111.7	29.512	110.2		1:11.566	15	42.599	110.6	29.018	108.9		1:11.617
6	42.294	112.0	29.188	109.8		1:11.482	16	41.841	116.3	28.959	110.3		1:10.800
7	42.338	113.2	29.372	109.4		1:11.710	17	41.612	116.5	29.354	110.7		1:10.966
8	43.023	114.3	28.968	110.9		1:11.991	18	41.675	115.5	28.989	107.5		1:10.664
9	42.298	110.2	29.083	110.3		1:11.381	19	42.454	111.5	29.121	109.2		1:11.575
10	42.151	113.2	30.319	108.3		1:12.470	20						

24	Charles Barter (B)						Datsun 240Z						
lap	Sect-1	Speed	Sect-2	Speed		Laptime Pit	lap	Sect-1	Speed	Sect-2	Speed		Laptime Pit
1			28.993	107.1		1:13.884	12	42.566	112.0	28.958	106.1		1:11.524
2	41.247	112.2	28.808	106.9		1:10.055	13	41.412	112.4	28.853	105.2		1:10.265
3	41.283	110.9	28.774	107.5		1:10.057	14	41.679	111.5	28.555	106.2		1:10.234
4	41.251	112.4	28.692	106.1		1:09.943	15	41.320	112.0	28.759	106.8		1:10.079
5	41.279	111.3	28.514	107.5		1:09.793	16	41.618	111.1	28.894	104.4		1:10.512
6	41.245	112.2	29.504	105.4		1:10.749	17	41.701	112.0	29.117	96.3		1:10.818
7	41.078	112.4	28.759	102.1		1:09.837	18	42.768	112.0	28.654	105.9		1:11.422
8	42.084	111.5	29.037	104.7		1:11.121	19	41.537	111.3	28.868	106.6		1:10.405
9	41.883	109.8	29.180	105.2		1:11.063	20	41.814	111.8	28.678	105.2		1:10.492
10	42.118	111.1	28.747	107.1		1:10.865	21	42.312	110.6	31.267	104.2		1:13.579
11	41.950	112.0	28.833	104.7		1:10.783	22	42.448	106.2	29.552	104.7		1:12.000

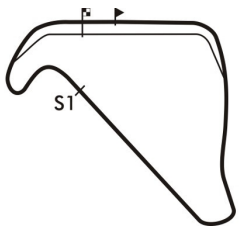

Session Start: 14:30:22 - Finish: 14:56:20
Weather/Track Conditions: Bright/Dry
Circuit: Silverstone National
Track Length: 2.638 Km - 1.6390 miles

Silverstone Finals Historic Race Meeting - 21 - 22 Oct 2017

HSCC 70's Road Sports

Race 3 - Sector Analysis

25	William Jenkins (I)							Porsche 914-6						
lap	Sect-1	Speed	Sect-2	Speed		Laptime	Pit	lap	Sect-1	Speed	Sect-2	Speed		Laptime	Pit
1		94.4	33.298	93.8		1:32.176		11	1:10.231	89.8	34.601	85.9		1:44.832	
2	49.494	95.9	33.432	89.8		1:22.926		12	50.866	90.0	34.289	86.8		1:25.155	
3	48.970	93.5	33.425	93.3		1:22.395		13	50.873	88.1	34.402	90.2		1:25.275	
4	49.505	94.3	34.283	88.4		1:23.788		14	50.427	86.0	34.449	88.0		1:24.876	
5	50.006	84.9	36.498	91.9		1:26.504		15	51.107	95.2	34.892	88.0		1:25.999	
6	50.658	92.4	35.288	84.5		1:25.946		16	50.362	92.2	34.519	91.6		1:24.881	
7	50.395	94.1	34.252	91.9		1:24.647		17	50.081	76.2	36.018	90.6		1:26.099	
8	51.695	90.2	34.778	90.8		1:26.473		18	50.059	85.8	34.909	91.9		1:24.968	
9	50.586	90.7	34.790	88.0		1:25.376		19	50.780	81.0				1:36.597	
10	50.702	93.5	33.967	91.0		1:24.669		20							

27	Chris Fisher (E)							MG Arkley						
lap	Sect-1	Speed	Sect-2	Speed		Laptime	Pit	lap	Sect-1	Speed	Sect-2	Speed		Laptime	Pit
1		92.4	31.979	93.0		1:24.790		11	46.833	94.5	31.113	93.4		1:17.946	
2	47.855	94.8	31.776	93.4		1:19.631		12	47.102	94.4	30.946	95.5		1:18.048	
3	48.002	92.9	31.956	92.6		1:19.958		13	46.095	91.1	31.740	93.8		1:17.835	
4	46.510	97.1	31.439	94.8		1:17.949		14	47.102	94.7	30.521	93.6		1:17.623	
5	46.761	96.0	31.278	93.7		1:18.039		15	46.632	94.8	31.045	94.8		1:17.677	
6	46.058	96.8	31.121	93.8		1:17.179		16	46.484	96.0	30.695	94.2		1:17.179	
7	46.228	95.5	31.067	93.4		1:17.295		17	45.855	97.3	30.841	94.8		1:16.696	
8	46.862	94.3	31.155	93.0		1:18.017		18	46.579	96.4	30.730	94.1		1:17.309	
9	46.658	95.3	30.864	94.6		1:17.522		19	46.702	90.7	33.936	93.0		1:20.638	
10	46.651	94.7	31.014	93.2		1:17.665		20	45.915	93.3	31.010	94.1		1:16.925	

28	Chris Baines (D)							Porsche 924						
lap	Sect-1	Speed	Sect-2	Speed		Laptime	Pit	lap	Sect-1	Speed	Sect-2	Speed		Laptime	Pit
1		93.3	33.852	91.3		1:32.594		11	47.207	94.7	31.650	93.3		1:18.857	
2	48.999	93.5	33.097	92.2		1:22.096		12	47.029	95.1	31.189	92.5		1:18.218	
3	47.498	94.5	31.846	92.4		1:19.344		13	46.460	95.3	31.639	93.0		1:18.099	
4	47.109	95.3	31.596	91.9		1:18.705		14	47.941	95.2	31.552	92.6		1:19.493	
5	47.599	95.3	32.637	93.0		1:20.236		15	47.906	95.5	31.616	93.2		1:19.522	
6	46.898	95.6	31.819	93.2		1:18.717		16	47.278	94.4	31.815	91.2		1:19.093	
7	47.651	95.6	31.292	92.0		1:18.943		17	47.665	94.7	31.886	91.2		1:19.551	
8	47.252	94.8	32.210	94.1		1:19.462		18	47.331	89.2	34.207	92.5		1:21.538	
9	47.819	96.4	32.420	93.4		1:20.239		19	47.331	82.8	34.274	92.6		1:21.605	
10	47.695	95.5	31.773	91.7		1:19.468		20	49.558	93.7	33.327	93.4		1:22.885	

36	Daniel Pickett (A)							Morgan Plus 8						
lap	Sect-1	Speed	Sect-2	Speed		Laptime	Pit	lap	Sect-1	Speed	Sect-2	Speed		Laptime	Pit
1		112.2	29.569	109.1		1:17.214		12	43.120	112.2	29.893	97.4		1:13.013	
2	42.212	113.4	29.216	108.7		1:11.428		13	43.242	104.4	29.288	109.4		1:12.530	
3	42.036	112.8	28.874	108.7		1:10.910		14	42.390	111.3	29.042	108.2		1:11.432	
4	43.188	114.1	29.478	107.1		1:12.666		15	42.100	109.1	30.179	106.2		1:12.279	
5	42.759	112.2	28.647	109.4		1:11.406		16	41.838	112.4	29.073	107.8		1:10.911	
6	42.175	113.4	28.754	106.9		1:10.929		17	41.855	112.6	28.746	108.3		1:10.601	
7	42.662	112.2	29.370	106.6		1:12.032		18	42.284	111.1	29.952	107.5		1:12.236	
8	42.613	112.4	29.161	106.8		1:11.774		19	42.207	113.0	28.824	107.6		1:11.031	
9	42.409	110.7	29.998	102.6		1:12.407		20	42.383	113.2	29.315	108.9		1:11.698	
10	43.024	112.2	29.115	108.2		1:12.139		21	43.596	105.0	29.723	107.8		1:13.319	
11	42.782	112.2	29.022	108.3		1:11.804		22	42.331	104.5	29.500	108.2		1:11.831	

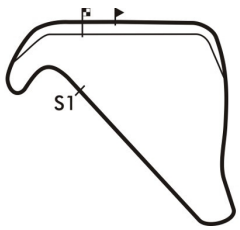

Session Start: 14:30:22 - Finish: 14:56:20
Weather/Track Conditions: Bright/Dry
Circuit: Silverstone National
Track Length: 2.638 Km - 1.6390 miles

Silverstone Finals Historic Race Meeting - 21 - 22 Oct 2017

HSCC 70's Road Sports

Race 3 - Sector Analysis

40	Richard Attwood (A)						Porsche 928						
lap	Sect-1	Speed	Sect-2	Speed		Laptime Pit	lap	Sect-1	Speed	Sect-2	Speed		Laptime Pit
1		106.9	29.761	109.4		1:17.619	12	42.346	109.7	29.733	105.1		1:12.079
2	42.681	113.7	29.379	109.8		1:12.060	13	42.741	110.7	29.241	109.6		1:11.982
3	42.542	108.8	29.520	108.7		1:12.062	14	41.858	114.1	29.171	108.7		1:11.029
4	42.325	112.0	29.522	109.1		1:11.847	15	41.730	110.4	29.604	109.4		1:11.334
5	42.132	113.6	30.101	107.8		1:12.233	16	42.083	111.8	29.474	109.2		1:11.557
6	41.944	107.7	29.472	108.7		1:11.416	17	41.835	111.5	29.312	109.4		1:11.147
7	44.194	111.5	29.803	108.2		1:13.997	18	41.875	112.2	30.250	107.6		1:12.125
8	41.989	112.2	29.410	108.9		1:11.399	19	41.995	113.0	29.223	108.9		1:11.218
9	42.306	110.4	30.107	102.3		1:12.413	20	42.126	113.9	29.532	109.2		1:11.658
10	42.413	103.7	29.317	109.1		1:11.730	21	42.400	94.7	31.934	104.2		1:14.334
11	42.179	108.1	29.449	109.2		1:11.628	22	42.379	101.5	29.968	103.4		1:12.347

47	Julian Barter (C)						Lotus Europa TC						
lap	Sect-1	Speed	Sect-2	Speed		Laptime Pit	lap	Sect-1	Speed	Sect-2	Speed		Laptime Pit

49	Pete Richards (E)						Clan Crusader						
lap	Sect-1	Speed	Sect-2	Speed		Laptime Pit	lap	Sect-1	Speed	Sect-2	Speed		Laptime Pit
1		94.9	32.930	92.8		1:30.520	6	47.148	95.3	31.619	92.6		1:18.767
2	47.239	97.0	31.489	94.4		1:18.728	7	47.782	96.3	31.361	93.3		1:19.143
3	47.479	94.9	31.395	93.7		1:18.874	8	47.468	94.0	31.625	93.7		1:19.093
4	46.441	96.0	31.821	94.1		1:18.262	9	47.144	95.6				1:30.973
5	46.856	97.4	40.121	91.1		1:26.977	10						

51	David Hall (I)						Vauxhall Firenza Droopsnoot						
lap	Sect-1	Speed	Sect-2	Speed		Laptime Pit	lap	Sect-1	Speed	Sect-2	Speed		Laptime Pit
1		106.7	29.620	106.9		1:17.015	12	42.822	112.8	29.168	108.2		1:11.990
2	44.320	110.0	29.444	106.8		1:13.764	13	44.697	111.1	29.486	109.4		1:14.183
3	43.922	112.6	29.462	107.1		1:13.384	14	42.787	113.2	29.959	105.4		1:12.746
4	43.273	111.7	29.682	107.5		1:12.955	15	43.127	109.8	29.245	106.9		1:12.372
5	42.892	113.0	29.413	106.9		1:12.305	16	42.365	114.7	28.698	109.2		1:11.063
6	42.615	113.9	29.333	107.5		1:11.948	17	42.469	114.9	28.649	109.4		1:11.118
7	43.153	114.1	29.268	99.8		1:12.421	18	44.026	113.0	28.802	108.0		1:12.828
8	43.086	108.8	29.227	108.9		1:12.313	19	42.515	113.0	29.424	106.4		1:11.939
9	43.207	113.0	29.220	108.3		1:12.427	20	42.432	107.7	30.637	108.5		1:13.069
10	43.094	112.4	30.636	105.7		1:13.730	21	42.465	104.4	30.216	109.2		1:12.681
11	43.027	112.8	29.448	107.3		1:12.475	22	43.453	109.7	29.847	109.2		1:13.300

55	Stephen Bellerby (B)						TVR 3000M						
lap	Sect-1	Speed	Sect-2	Speed		Laptime Pit	lap	Sect-1	Speed	Sect-2	Speed		Laptime Pit
1		108.9	30.405	103.4		1:19.140	12	45.680	98.3	31.300	103.9		1:16.980
2	44.856	106.7	30.821	103.6		1:15.677	13	44.800	104.0	30.898	103.2		1:15.698
3	47.028	95.7	31.508	99.3		1:18.536	14	44.017	101.4	31.365	104.1		1:15.382
4	44.559	107.9	30.821	104.9		1:15.380	15	44.391	100.9	30.858	105.7		1:15.249
5	43.599	102.5	31.001	103.1		1:14.600	16	44.515	103.9	30.323	105.9		1:14.838
6	43.870	101.8	30.586	105.7		1:14.456	17	44.080	109.7	30.117	106.2		1:14.197
7	44.657	102.3	30.198	103.9		1:14.855	18	44.010	105.4	30.191	105.7		1:14.201
8	43.563	109.1	30.679	104.1		1:14.242	19	43.705	110.6	30.375	107.3		1:14.080
9	44.111	105.2	31.192	105.9		1:15.303	20	43.652	101.7	31.504	105.9		1:15.156
10	43.626	104.9	31.578	104.4		1:15.204	21	43.539	93.1	31.927	106.6		1:15.466
11	44.430	103.9	31.031	105.1		1:15.461	22						

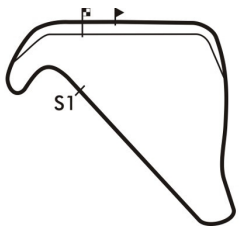

Session Start: 14:30:22 - Finish: 14:56:20
Weather/Track Conditions: Bright/Dry
Circuit: Silverstone National
Track Length: 2.638 Km - 1.6390 miles

Silverstone Finals Historic Race Meeting - 21 - 22 Oct 2017

HSCC 70's Road Sports

Race 3 - Sector Analysis

56	Sarah Hutchison (D)							Lancia Beta						
lap	Sect-1	Speed	Sect-2	Speed		Laptime	Pit	lap	Sect-1	Speed	Sect-2	Speed		Laptime	Pit
1		81.8	32.760	98.5		1:27.276		11	47.316	95.3	31.849	93.4		1:19.165	
2	46.780	93.2	31.982	97.6		1:18.762		12	48.328	95.1	32.016	98.5		1:20.344	
3	46.346	97.5	32.383	97.7		1:18.729		13	46.462	95.1	31.462	95.9		1:17.924	
4	46.981	91.2	32.381	92.2		1:19.362		14	46.526	96.6	31.407	98.7		1:17.933	
5	46.974	94.1	32.590	97.0		1:19.564		15	46.648	95.7	31.511	98.7		1:18.159	
6	47.230	95.3	31.297	98.5		1:18.527		16	45.953	96.0	31.176	98.9		1:17.129	
7	46.203	96.1	31.068	99.2		1:17.271		17	45.941	97.7	30.987	98.9		1:16.928	
8	47.392	89.8	31.861	98.5		1:19.253		18	46.369	95.5	31.566	98.7		1:17.935	
9	45.977	95.5	30.757	100.3		1:16.734		19	46.608	84.3	33.481	98.0		1:20.089	
10	46.174	93.7	32.170	95.2		1:18.344		20	46.178	88.0	32.822	92.2		1:19.000	

57	Mark Oldfield (D)							Lancia Monte Carlo						
lap	Sect-1	Speed	Sect-2	Speed		Laptime	Pit	lap	Sect-1	Speed	Sect-2	Speed		Laptime	Pit
1		99.7	30.957	95.3		1:21.698		2							

61	Lawrence Alexander (I)							Alfa Romeo GTV						
lap	Sect-1	Speed	Sect-2	Speed		Laptime	Pit	lap	Sect-1	Speed	Sect-2	Speed		Laptime	Pit
1		96.4	30.957	96.0		1:23.028		11	46.574	94.1	31.377	94.6		1:17.951	
2	47.292	98.8	31.636	95.3		1:18.928		12	47.042	97.5	30.766	96.4		1:17.808	
3	48.542	92.7	32.429	93.3		1:20.971		13	47.172	98.4	30.693	95.6		1:17.865	
4	47.252	99.3	31.601	95.6		1:18.853		14	46.363	97.5	32.012	94.9		1:18.375	
5	46.392	99.4	31.236	93.3		1:17.628		15	47.231	95.6	30.920	94.2		1:18.151	
6	46.588	99.0	30.809	95.5		1:17.397		16	46.541	99.1	31.097	94.8		1:17.638	
7	45.677	100.8	30.935	95.7		1:16.612		17	46.378	100.5	31.562	95.3		1:17.940	
8	46.217	99.0	30.817	95.5		1:17.034		18	47.046	99.3	30.701	96.1		1:17.747	
9	45.566	98.5	30.950	96.1		1:16.516		19	46.435	91.8	32.338	96.1		1:18.773	
10	46.387	97.7	30.940	95.3		1:17.327		20	47.303	92.6	31.544	93.3		1:18.847	

70	Steve Skipworth (C)							Lotus Europa						
lap	Sect-1	Speed	Sect-2	Speed		Laptime	Pit	lap	Sect-1	Speed	Sect-2	Speed		Laptime	Pit
1		109.1	30.304	95.9		1:20.051		12	43.783	105.8	29.491	105.9		1:13.274	
2	45.256	97.4	30.307	106.8		1:15.563		13	43.864	97.0	30.284	104.4		1:14.148	
3	44.183	93.9	30.137	106.1		1:14.320		14	44.242	101.5	29.885	104.6		1:14.127	
4	44.667	98.8	29.852	106.2		1:14.519		15	45.154	101.2	29.763	105.6		1:14.917	
5	43.659	101.7	29.605	106.2		1:13.264		16	43.907	98.5	30.144	104.1		1:14.051	
6	43.752	96.8	30.025	104.9		1:13.777		17	44.432	107.4	29.686	103.1		1:14.118	
7	45.286	97.4	30.511	102.9		1:15.797		18	44.261	105.0	29.431	103.2		1:13.692	
8	44.423	97.3	30.218	105.2		1:14.641		19	43.999	104.5	29.544	105.6		1:13.543	
9	45.301	92.7	30.186	105.1		1:15.487		20	43.743	104.0	30.077	103.4		1:13.820	
10	44.125	91.3	29.955	104.9		1:14.080		21	44.967	84.2	30.728	100.6		1:15.695	
11	43.881	103.2	29.328	105.7		1:13.209		22							

71	Jim Dean (C)							Lotus Elan S4						
lap	Sect-1	Speed	Sect-2	Speed		Laptime	Pit	lap	Sect-1	Speed	Sect-2	Speed		Laptime	Pit
1		114.7	28.951	108.5		1:16.093		3	42.545	112.0	29.360	108.7		1:11.905	
2	42.657	113.4	29.479	108.7		1:12.136		4	44.920	85.6				1:29.810	

73	Peter Sloan (D)							Alfa Romeo 2000 GTV						
lap	Sect-1	Speed	Sect-2	Speed		Laptime	Pit	lap	Sect-1	Speed	Sect-2	Speed		Laptime	Pit
1		96.0	33.406	94.5		1:28.750		11	46.430	100.9	31.199	96.4		1:17.629	
2	47.944	98.7	31.492	96.9		1:19.436		12	47.448	101.4	30.511	98.2		1:17.959	
3	47.428	102.0	31.389	94.9		1:18.817		13	46.810	101.4	31.281	95.0		1:18.091	
4	46.718	101.4	32.204	96.1		1:18.922		14	46.279	102.8	30.751	95.7		1:17.030	
5	46.757	101.7	31.420	94.9		1:18.177		15	45.931	102.8	30.599	96.9		1:16.530	
6	46.340	101.7	30.898	96.0		1:17.238		16	45.645	101.1	30.345	97.0		1:15.990	
7	45.909	101.7	30.653	96.7		1:16.562		17	46.023	102.0	30.516	96.9		1:16.539	
8	47.068	101.1	30.551	96.9		1:17.619		18	45.995	101.8	31.032	95.3		1:17.027	
9	47.131	102.3	31.206	95.5		1:18.337		19	46.310	101.4	32.249	96.9		1:18.559	
10	45.998	102.1	30.712	96.0		1:16.710		20	46.966	100.6	32.028	95.3		1:18.994	

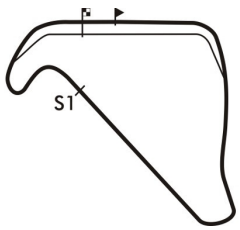

Session Start: 14:30:22 - Finish: 14:56:20
Weather/Track Conditions: Bright/Dry
Circuit: Silverstone National
Track Length: 2.638 Km - 1.6390 miles

Silverstone Finals Historic Race Meeting - 21 - 22 Oct 2017

HSCC 70's Road Sports

Race 3 - Sector Analysis

76	David Erwin (D)							Alfa Romeo 2000 GTV							
lap	Sect-1	Speed	Sect-2	Speed		Laptime	Pit	lap	Sect-1	Speed	Sect-2	Speed		Laptime	Pit
1		97.3	34.245	91.0		1:31.416		10	51.449	94.7	33.345	92.6		1:24.794	
2	46.726	98.4	32.061	87.1		1:18.787		11	46.754	89.7				1:34.098	
3	47.074	99.0	31.821	93.4		1:18.895		12	Out	85.6	32.414	94.0		3:29.853	P
4	46.436	99.1	31.582	92.8		1:18.018		13	46.750	98.3	31.416	94.6		1:18.166	
5	47.098	98.0	33.846	90.6		1:20.944		14	45.874	98.1	31.083	92.9		1:16.957	
6	46.583	96.7	31.252	92.6		1:17.835		15	45.929	97.7	30.907	93.6		1:16.836	
7	46.198	97.7	31.477	92.1		1:17.675		16	47.502	97.7	31.226	92.9		1:18.728	
8	46.490	97.5	31.883	92.1		1:18.373		17	46.805	84.1	32.596	94.0		1:19.401	
9	46.241	97.7	33.755	77.9		1:19.996		18	48.900	64.0				1:47.313	

92	Brian Jarvis (D)							Porsche 924							
lap	Sect-1	Speed	Sect-2	Speed		Laptime	Pit	lap	Sect-1	Speed	Sect-2	Speed		Laptime	Pit
1		100.8	32.496	97.3		1:28.534		12	44.247	104.7	30.394	99.3		1:14.641	
2	45.672	103.6	30.843	99.3		1:16.515		13	44.213	104.9	30.128	99.5		1:14.341	
3	46.477	101.8	31.013	98.3		1:17.490		14	44.130	104.4	30.222	99.3		1:14.352	
4	45.408	105.4	30.567	99.5		1:15.975		15	43.914	103.4	30.077	99.3		1:13.991	
5	44.734	104.2	30.696	99.8		1:15.430		16	43.523	105.5	30.233	99.8		1:13.756	
6	44.221	105.4	30.768	99.2		1:14.989		17	45.204	104.2	30.160	99.2		1:15.364	
7	44.961	104.9	30.137	99.3		1:15.098		18	43.783	105.5	30.183	98.7		1:13.966	
8	44.508	104.9	30.565	99.6		1:15.073		19	43.852	106.2	30.198	99.0		1:14.050	
9	44.404	105.2	30.816	96.0		1:15.220		20	45.162	97.3	32.403	98.5		1:17.565	
10	44.137	105.2	30.843	99.0		1:14.980		21	44.496	101.1	31.009	98.6		1:15.505	
11	45.695	104.2	30.738	99.6		1:16.433		22							

100	Drew Nicholson (I)							Alfa Romeo GTV / GT Junior							
lap	Sect-1	Speed	Sect-2	Speed		Laptime	Pit	lap	Sect-1	Speed	Sect-2	Speed		Laptime	Pit
1		93.9	33.152	93.8		1:29.120		11	47.314	99.0	31.604	91.3		1:18.918	
2	48.486	96.6	32.172	94.8		1:20.658		12	46.578	99.4	30.910	94.9		1:17.488	
3	47.232	96.3	31.799	94.2		1:19.031		13	46.551	99.9	30.997	94.1		1:17.548	
4	46.171	101.2	31.686	94.9		1:17.857		14	45.722	100.3	31.223	94.4		1:16.945	
5	46.886	100.2	31.814	94.0		1:18.700		15	47.772	86.3	33.164	81.7		1:20.936	
6	46.267	99.3	31.407	94.6		1:17.674		16	50.325	81.3	33.334	81.8		1:23.659	
7	46.194	99.9	31.400	93.3		1:17.594		17	51.892	84.5	33.095	82.0		1:24.987	
8	46.987	97.4	32.165	94.2		1:19.152		18	50.033	84.1	33.203	82.6		1:23.236	
9	45.771	99.4	30.642	95.6		1:16.413		19	51.308	79.9	34.544	82.8		1:25.852	
10	45.797	99.6	30.769	94.1		1:16.566		20	50.237	86.8	32.894	82.5		1:23.131	

112	Johan Denekamp (I)							Marcos 1800 GT							
lap	Sect-1	Speed	Sect-2	Speed		Laptime	Pit	lap	Sect-1	Speed	Sect-2	Speed		Laptime	Pit
1		95.7	33.413	94.2		1:30.087		11	45.424	104.2	32.133	94.2		1:17.557	
2	46.398	103.7	31.756	93.8		1:18.154		12	46.461	100.5	31.648	95.9		1:18.109	
3	45.924	100.0	32.355	98.3		1:18.279		13	46.259	99.3	32.036	94.0		1:18.295	
4	45.985	100.5	32.857	93.3		1:18.842		14	45.603	105.2	31.269	97.7		1:16.872	
5	45.874	105.7	31.383	97.9		1:17.257		15	45.184	103.4	30.949	96.1		1:16.133	
6	45.416	102.5	31.796	96.6		1:17.212		16	45.157	103.9	31.059	94.9		1:16.216	
7	45.694	102.0	31.389	97.3		1:17.083		17	45.498	103.4	31.012	94.0		1:16.510	
8	46.513	100.6	31.672	97.6		1:18.185		18	45.663	98.7	31.588	95.5		1:17.251	
9	46.421	99.6	31.612	98.3		1:18.033		19	45.944	94.7	32.747	93.4		1:18.691	
10	45.437	101.5	31.421	95.5		1:16.858		20	45.985	93.6	32.810	95.3		1:18.795	

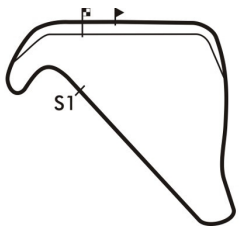

Session Start: 14:30:22 - Finish: 14:56:20
Weather/Track Conditions: Bright/Dry
Circuit: Silverstone National
Track Length: 2.638 Km - 1.6390 miles

Silverstone Finals Historic Race Meeting - 21 - 22 Oct 2017

HSCC 70's Road Sports

Race 3 - Sector Analysis

131	Mark Bennett (A)							MG B						
lap	Sect-1	Speed	Sect-2	Speed		Laptime	Pit	lap	Sect-1	Speed	Sect-2	Speed		Laptime	Pit
1		98.4	30.441	103.7		1:22.958		12	43.035	108.2	29.326	107.6		1:12.361	
2	44.166	96.4	29.815	108.7		1:13.981		13	43.781	110.9	29.386	107.5		1:13.167	
3	43.460	95.6	29.817	108.5		1:13.277		14	42.423	111.5	29.037	107.1		1:11.460	
4	43.419	111.1	29.062	108.3		1:12.481		15	42.433	111.3	29.149	105.2		1:11.582	
5	42.647	109.5	29.155	108.2		1:11.802		16	42.042	113.7	28.873	108.0		1:10.915	
6	42.956	110.7	29.066	107.6		1:12.022		17	42.079	113.2	28.861	107.6		1:10.940	
7	43.543	109.5	29.185	108.0		1:12.728		18	43.080	113.0	29.078	106.6		1:12.158	
8	42.842	112.8	28.932	108.3		1:11.774		19	42.350	107.9	29.617	107.5		1:11.967	
9	42.809	109.8	29.402	108.0		1:12.211		20	42.445	92.9	31.243	106.8		1:13.688	
10	42.801	109.8	29.469	107.8		1:12.270		21	42.689	100.3	30.434	105.2		1:13.123	
11	42.634	110.9	28.911	106.1		1:11.545		22	43.135	104.9	30.152	106.4		1:13.287	

136	Mike Parden (I)							TVR 2500						
lap	Sect-1	Speed	Sect-2	Speed		Laptime	Pit	lap	Sect-1	Speed	Sect-2	Speed		Laptime	Pit
1		99.0	32.375	96.4		1:25.876		12	45.827	100.3	31.019	97.9		1:16.846	
2	46.245	102.6	32.166	94.8		1:18.411		13	44.649	100.6	30.991	97.6		1:15.640	
3	46.633	101.2	31.110	97.3		1:17.743		14	44.875	101.4	31.017	97.9		1:15.892	
4	46.361	102.8	31.953	97.0		1:18.314		15	43.844	102.1	30.513	97.0		1:14.357	
5	46.106	101.2	31.614	97.6		1:17.720		16	44.614	101.4	29.970	99.3		1:14.584	
6	46.914	100.6	31.275	96.9		1:18.189		17	55.463	98.4	31.073	97.0		1:26.536	
7	45.883	101.5	30.880	97.3		1:16.763		18	46.878	99.1	30.646	96.7		1:17.524	
8	45.761	101.2	31.024	96.9		1:16.785		19	45.472	98.0	32.370	96.9		1:17.842	
9	44.836	100.3	31.463	97.0		1:16.299		20	45.128	101.8	31.298	95.2		1:16.426	
10	45.256	102.0	30.873	97.0		1:16.129		21	46.116	88.5	32.514	96.1		1:18.630	
11	44.861	100.9	30.893	96.6		1:15.754		22							

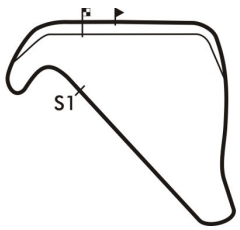

Session Start: 14:30:22 - Finish: 14:56:20
Weather/Track Conditions: Bright/Dry
Circuit: Silverstone National
Track Length: 2.638 Km - 1.6390 miles

Silverstone Finals Historic Race Meeting - 21 - 22 Oct 2017

HSCC 70's Road Sports

Race 3 - Best Sector Times

	SECTOR 1			SECTOR 2		
	NO	TIME	LAP	NO	TIME	LAP
1	24	41.078	7	24	28.514	5
2	20	41.612	17	36	28.647	5
3	40	41.730	15	51	28.649	17
4	13	41.775	17	131	28.861	17
5	36	41.838	16	11	28.884	4
6	11	41.910	6	71	28.951	1
7	2	41.925	10	20	28.959	16
8	131	42.042	16	40	29.171	14
9	51	42.365	16	13	29.237	17
10	71	42.545	3	70	29.328	11
11	92	43.523	16	136	29.970	16
12	55	43.539	21	12	29.978	19
13	10	43.582	13	10	30.019	16
14	70	43.659	5	92	30.077	15
15	12	43.745	18	55	30.117	17
16	136	43.844	15	2	30.202	9
17	112	45.157	16	73	30.345	16
18	61	45.566	9	27	30.521	14
19	73	45.645	16	100	30.642	9
20	100	45.722	14	61	30.693	13
21	27	45.855	17	56	30.757	9
22	7	45.873	18	76	30.907	15
23	76	45.874	14	112	30.949	15
24	56	45.941	17	57	30.957	1
25	4	46.215	6	7	30.981	14
26	49	46.441	4	4	31.007	7
27	28	46.460	13	28	31.189	12
28	25	48.970	3	49	31.361	7
29	3	1:02.397	1	25	33.298	1
30	57	2:04.050	1	3	38.928	1
31	47			47		

IDEAL / BEST LAP COMPARISON

NO	NAME	BEST	IN	IDEAL	DIFF
24	Charles Barter	1:09.793	5	1:09.592	+0.201
36	Daniel Pickett	1:10.601	17	1:10.485	+0.116
20	Mark Leverett	1:10.664	18	1:10.571	+0.093
131	Mark Bennett	1:10.915	16	1:10.903	+0.012
13	David Karaskas	1:11.012	17	1:11.012	+0.000
40	Richard Attwood	1:11.029	14	1:10.901	+0.128
51	David Hall	1:11.063	16	1:11.014	+0.049
11	Howard Payne	1:11.280	6	1:10.794	+0.486
71	Jim Dean	1:11.905	3	1:11.496	+0.409
2	Adam Bagnall	1:12.553	9	1:12.127	+0.426
70	Steve Skipworth	1:13.209	11	1:12.987	+0.222
92	Brian Jarvis	1:13.756	16	1:13.600	+0.156
12	Neil Brown	1:13.835	18	1:13.723	+0.112
10	Nigel Ashley	1:13.864	16	1:13.601	+0.263
55	Stephen Bellerby	1:14.080	19	1:13.656	+0.424
136	Mike Parden	1:14.357	15	1:13.814	+0.543
73	Peter Sloan	1:15.990	16	1:15.990	+0.000
112	Johan Denekamp	1:16.133	15	1:16.106	+0.027
100	Drew Nicholson	1:16.413	9	1:16.364	+0.049
61	Lawrence Alexander	1:16.516	9	1:16.259	+0.257
27	Chris Fisher	1:16.696	17	1:16.376	+0.320
56	Sarah Hutchison	1:16.734	9	1:16.698	+0.036
76	David Erwin	1:16.836	15	1:16.781	+0.055
7	David Tomkinson	1:17.121	18	1:16.854	+0.267
4	Ken Rorrison	1:17.904	6	1:17.222	+0.682
28	Chris Baines	1:18.099	13	1:17.649	+0.450
49	Pete Richards	1:18.262	4	1:17.802	+0.460
57	Mark Oldfield	1:21.698	1	2:35.007	1:13.309
25	William Jenkins	1:22.395	3	1:22.268	+0.127
3	Peter Connell	1:43.763	13	1:41.325	+2.438
47	Julian Barter				+

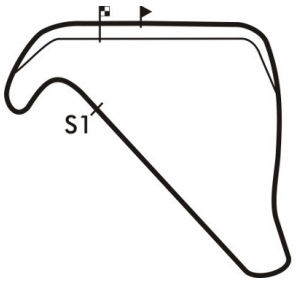

Session Start: 14:30:22 - Finish: 14:56:20
Weather/Track Conditions: Bright/Dry
Circuit: Silverstone National
Track Length: 2.638 Km - 1.6390 miles

Silverstone Finals Historic Race Meeting - 21 - 22 Oct 2017

HSCC 70's Road Sports

Race 3 - Best Sector Speeds

	NO	SECTOR 1	MPH	NO	SECTOR 2	MPH
1	2	Adam Bagnall	119.2	20	Mark Leverett	110.9
2	20	Mark Leverett	116.5	13	David Karaskas	110.3
3	13	David Karaskas	115.5	40	Richard Attwood	109.8
4	51	David Hall	114.9	36	Daniel Pickett	109.4
5	71	Jim Dean	114.7	51	David Hall	109.4
6	36	Daniel Pickett	114.1	2	Adam Bagnall	109.1
7	40	Richard Attwood	114.1	71	Jim Dean	108.7
8	131	Mark Bennett	113.7	131	Mark Bennett	108.7
9	24	Charles Barter	112.4	24	Charles Barter	107.5
10	11	Howard Payne	111.7	55	Stephen Bellerby	107.3
11	55	Stephen Bellerby	110.6	70	Steve Skipworth	106.8
12	70	Steve Skipworth	109.1	11	Howard Payne	105.7
13	10	Nigel Ashley	108.4	10	Nigel Ashley	104.1
14	12	Neil Brown	108.1	12	Neil Brown	103.2
15	92	Brian Jarvis	106.2	56	Sarah Hutchison	100.3
16	112	Johan Denekamp	105.7	92	Brian Jarvis	99.8
17	73	Peter Sloan	102.8	136	Mike Parden	99.3
18	136	Mike Parden	102.8	112	Johan Denekamp	98.3
19	100	Drew Nicholson	101.2	73	Peter Sloan	98.2
20	4	Ken Rorrison	101.1	4	Ken Rorrison	97.3
21	61	Lawrence Alexander	100.8	61	Lawrence Alexander	96.4
22	57	Mark Oldfield	99.7	100	Drew Nicholson	95.6
23	76	David Erwin	99.1	27	Chris Fisher	95.5
24	7	David Tomkinson	99.0	57	Mark Oldfield	95.3
25	56	Sarah Hutchison	97.7	76	David Erwin	94.6
26	49	Pete Richards	97.4	49	Pete Richards	94.4
27	27	Chris Fisher	97.3	7	David Tomkinson	94.2
28	28	Chris Baines	96.4	28	Chris Baines	94.1
29	25	William Jenkins	95.9	25	William Jenkins	93.8
30	3	Peter Connell	73.2	3	Peter Connell	81.7
31	47	Julian Barter	0.0	47	Julian Barter	0.0

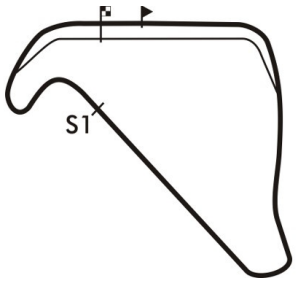

Session Start: 14:30:22 - Finish: 14:56:20
Weather/Track Conditions: Bright/Dry
Circuit: Silverstone National
Track Length: 2.638 Km - 1.6390 miles

Silverstone Finals Historic Race Meeting - 21 - 22 Oct 2017

HSCC 70's Road Sports

Race 3 - Lap Chart

Lap 1			Lap 2			Lap 3			Lap 4			Lap 5			Lap 6		
NO	Behind	Laptime	NO	Behind	Laptime	NO	Behind	Laptime	NO	Behind	Laptime	NO	Behind	Laptime	NO	Behind	Laptime
24		1:13.884	24		1:10.055	24		1:10.057	24		1:09.943	24		1:09.793	24		1:10.749
13	1.198	1:15.082	13	2.852	1:11.709	3	1 LAP	1:47.002	13	8.262	1:13.408	36	9.892	1:11.406	25	1 LAP	1:26.504
71	2.209	1:16.093	71	4.290	1:12.136	13	4.797	1:12.002	36	8.279	1:12.666	13	11.236	1:12.767	3	2 LAPS	1:49.060
11	2.571	1:16.455	36	4.703	1:11.428	36	5.556	1:10.910	11	9.047	1:11.963	11	11.713	1:12.459	36	10.072	1:10.929
51	3.131	1:17.015	11	5.283	1:12.767	71	6.138	1:11.905	40	9.649	1:11.847	40	12.089	1:12.233	11	12.244	1:11.280
36	3.330	1:17.214	40	5.740	1:12.060	11	7.027	1:11.801	51	13.179	1:12.955	51	15.691	1:12.305	13	12.336	1:11.849
40	3.735	1:17.619	51	6.840	1:13.764	40	7.745	1:12.062	20	17.081	1:12.813	20	18.854	1:11.566	40	12.756	1:11.416
20	4.094	1:17.978	55	10.878	1:15.677	51	10.167	1:13.384	131	18.758	1:12.481	131	20.767	1:11.802	51	16.890	1:11.948
55	5.256	1:19.140	20	10.975	1:16.936	20	14.211	1:13.293	70	20.514	1:14.519	70	23.985	1:13.264	20	19.587	1:11.482
70	6.167	1:20.051	70	11.675	1:15.563	70	15.938	1:14.320	2	23.748	1:14.889	2	28.655	1:14.700	131	22.040	1:12.022
2	6.408	1:20.292	131	13.000	1:13.981	131	16.220	1:13.277	55	24.794	1:15.380	55	29.601	1:14.600	70	27.013	1:13.777
57	7.814	1:21.698	2	13.966	1:17.613	2	18.802	1:14.893	71	26.005	1:29.810	12	38.291	1:14.435	2	31.833	1:13.927
131	9.074	1:22.958	61	18.017	1:18.928	55	19.357	1:18.536	10	33.292	1:17.665	10	39.373	1:15.874	55	33.308	1:14.456
61	9.144	1:23.028	10	18.212	1:17.271	10	25.570	1:17.415	12	33.649	1:17.574	92	40.212	1:15.430	12	42.606	1:15.064
27	10.906	1:24.790	12	18.704	1:16.731	12	26.018	1:17.371	92	34.575	1:15.975	136	44.332	1:17.720	10	43.533	1:14.909
10	10.996	1:24.880	136	20.348	1:18.411	136	28.034	1:17.743	136	36.405	1:18.314	61	45.676	1:17.628	92	44.452	1:14.989
136	11.992	1:25.876	27	20.482	1:19.631	92	28.543	1:17.490	61	37.841	1:18.853	27	46.635	1:18.039	136	51.772	1:18.189
12	12.028	1:25.912	92	21.110	1:16.515	61	28.931	1:20.971	27	38.389	1:17.949	112	48.887	1:17.257	61	52.324	1:17.397
56	13.392	1:27.276	56	22.099	1:18.762	27	30.383	1:19.958	3	1 LAP	1:49.127	4	49.445	1:18.404	27	53.065	1:17.179
4	14.462	1:28.346	4	22.820	1:18.413	56	30.771	1:18.729	56	40.190	1:19.362	56	49.961	1:19.564	112	55.350	1:17.212
92	14.650	1:28.534	73	24.247	1:19.436	4	31.525	1:18.762	4	40.834	1:19.252	73	50.370	1:18.177	4	56.600	1:17.904
73	14.866	1:28.750	112	24.302	1:18.154	112	32.524	1:18.279	112	41.423	1:18.842	100	51.634	1:18.700	73	56.859	1:17.238
100	15.236	1:29.120	7	24.890	1:19.328	73	33.007	1:18.817	7	41.801	1:18.382	76	54.328	1:20.944	56	57.739	1:18.527
7	15.617	1:29.501	49	25.309	1:18.728	7	33.362	1:18.529	73	41.986	1:18.922	28	59.243	1:20.236	100	58.559	1:17.674
112	16.203	1:30.087	100	25.839	1:20.658	49	34.126	1:18.874	49	42.445	1:18.262	49	59.629	1:26.977	76	1:01.414	1:17.835
49	16.636	1:30.520	76	26.264	1:18.787	100	34.813	1:19.031	100	42.727	1:17.857	7	1:00.417	1:28.409	28	1:07.211	1:18.717
76	17.532	1:31.416	28	30.751	1:22.096	76	35.102	1:18.895	76	43.177	1:18.018				49	1:07.647	1:18.767
25	18.292	1:32.176	25	31.163	1:22.926	28	40.038	1:19.344	28	48.800	1:18.705				7	1:08.115	1:18.447
28	18.710	1:32.594				25	43.501	1:22.395	25	57.346	1:23.788						
3	33.802	1:47.686															

Session Start: 14:30:22 - Finish: 14:56:20
Weather/Track Conditions: Bright/Dry
Circuit: Silverstone National
Track Length: 2.638 Km - 1.6390 miles

Silverstone Finals Historic Race Meeting - 21 - 22 Oct 2017

HSCC 70's Road Sports

Race 3 - Lap Chart

Lap 7			Lap 8			Lap 9			Lap 10			Lap 11			Lap 12		
NO	Behind	Laptime	NO	Behind	Laptime	NO	Behind	Laptime	NO	Behind	Laptime	NO	Behind	Laptime	NO	Behind	Laptime
24		1:09.837	24		1:11.121	24		1:11.063	24		1:10.865	24		1:10.783	24		1:11.524
36	12.267	1:12.032	28	1 LAP	1:18.943	56	1 LAP	1:19.253	27	1 LAP	1:17.522	136	1 LAP	1:16.129	25	2 LAPS	1:24.669
40	16.916	1:13.997	49	1 LAP	1:19.143	100	1 LAP	1:19.152	112	1 LAP	1:18.033	61	1 LAP	1:17.327	136	1 LAP	1:15.754
13	18.057	1:15.558	7	1 LAP	1:18.961	76	1 LAP	1:18.373	73	1 LAP	1:18.337	27	1 LAP	1:17.665	61	1 LAP	1:17.951
25	1 LAP	1:25.946	36	12.920	1:11.774	28	1 LAP	1:19.462	56	1 LAP	1:16.734	112	1 LAP	1:16.858	27	1 LAP	1:17.946
51	19.474	1:12.421	40	17.194	1:11.399	49	1 LAP	1:19.093	100	1 LAP	1:16.413	73	1 LAP	1:16.710	112	1 LAP	1:17.557
20	21.460	1:11.710	13	19.480	1:12.544	7	1 LAP	1:19.090	76	1 LAP	1:19.996	100	1 LAP	1:16.566	36	18.048	1:13.013
131	24.931	1:12.728	51	20.666	1:12.313	36	14.264	1:12.407	36	15.538	1:12.139	56	1 LAP	1:18.344	73	1 LAP	1:17.629
70	32.973	1:15.797	20	22.330	1:11.991	40	18.544	1:12.413	40	19.409	1:11.730	36	16.559	1:11.804	40	20.809	1:12.079
2	37.059	1:15.063	131	25.584	1:11.774	3	3 LAPS	1:51.006	13	22.011	1:12.478	40	20.254	1:11.628	3	4 LAPS	1:48.512
55	38.326	1:14.855	25	1 LAP	1:24.647	13	20.398	1:11.981	7	1 LAP	1:18.965	13	23.167	1:11.939	100	1 LAP	1:18.918
12	47.980	1:15.211	70	36.493	1:14.641	51	22.030	1:12.427	28	1 LAP	1:20.239	20	25.466	1:11.996	56	1 LAP	1:19.165
10	48.771	1:15.075	2	38.871	1:12.933	20	22.648	1:11.381	20	24.253	1:12.470	51	26.587	1:12.475	13	23.942	1:12.299
11	49.039	1:46.632	55	41.447	1:14.242	4	1 LAP	1:42.073	51	24.895	1:13.730	76	1 LAP	1:24.794	20	25.538	1:11.596
92	49.713	1:15.098	12	51.493	1:14.634	131	26.732	1:12.211	131	28.137	1:12.270	131	28.899	1:11.545	51	27.053	1:11.990
3	2 LAPS	1:52.313	10	52.464	1:14.814	2	40.361	1:12.553	49	1 LAP	1:30.973	7	1 LAP	1:17.805	131	29.736	1:12.361
136	58.698	1:16.763	92	53.665	1:15.073	70	40.917	1:15.487	2	42.887	1:13.391	28	1 LAP	1:19.468	7	1 LAP	1:18.010
61	59.099	1:16.612	136	1:04.362	1:16.785	55	45.687	1:15.303	70	44.132	1:14.080	2	45.720	1:13.616	28	1 LAP	1:18.857
27	1:00.523	1:17.295	61	1:05.012	1:17.034	25	1 LAP	1:26.473	55	50.026	1:15.204	70	46.558	1:13.209	2	47.420	1:13.224
112	1:02.596	1:17.083	27	1:07.419	1:18.017	12	55.304	1:14.874	3	3 LAPS	1:46.656	55	54.704	1:15.461	70	48.308	1:13.274
73	1:03.584	1:16.562	112	1:09.660	1:18.185	10	56.649	1:15.248	12	59.248	1:14.809	12	1:04.693	1:16.228	76	1 LAP	1:34.098
4	1:04.699	1:17.936	73	1:10.082	1:17.619	92	57.822	1:15.220	10	1:01.800	1:16.016	10	1:06.888	1:15.871	55	1:00.160	1:16.980
56	1:05.173	1:17.271				136	1:09.598	1:16.299	92	1:01.937	1:14.980	92	1:07.587	1:16.433	12	1:07.986	1:14.817
100	1:06.316	1:17.594				61	1:10.465	1:16.516	25	1 LAP	1:25.376				10	1:10.014	1:14.650
76	1:09.252	1:17.675															

Session Start: 14:30:22 - Finish: 14:56:20
Weather/Track Conditions: Bright/Dry
Circuit: Silverstone National
Track Length: 2.638 Km - 1.6390 miles

MST
Full results available at www.mstworld.com. Email: timing@mstworld.com

Printed : 21-10-2017 - 15:01

Silverstone Finals Historic Race Meeting - 21 - 22 Oct 2017

HSCC 70's Road Sports

Race 3 - Lap Chart

Lap 13			Lap 14			Lap 15			Lap 16			Lap 17			Lap 18		
NO	Behind	Laptime	NO	Behind	Laptime	NO	Behind	Laptime	NO	Behind	Laptime	NO	Behind	Laptime	NO	Behind	Laptime
24		1:10.265	24		1:10.234	24		1:10.079	24		1:10.512	24		1:10.818	24		1:11.422
92	1 LAP	1:14.641	12	1 LAP	1:14.707	55	1 LAP	1:15.382	55	1 LAP	1:15.249	3	6 LAPS	1:49.745	7	2 LAPS	1:18.084
136	1 LAP	1:16.846	10	1 LAP	1:14.298	12	1 LAP	1:15.398	12	1 LAP	1:14.406	28	2 LAPS	1:19.522	28	2 LAPS	1:19.093
61	1 LAP	1:17.808	92	1 LAP	1:14.341	92	1 LAP	1:14.352	92	1 LAP	1:13.991	55	1 LAP	1:14.838	55	1 LAP	1:14.197
36	20.313	1:12.530	136	1 LAP	1:15.640	10	1 LAP	1:15.269	10	1 LAP	1:14.274	25	3 LAPS	1:24.876	12	1 LAP	1:15.412
40	22.526	1:11.982	36	21.511	1:11.432	36	23.711	1:12.279	36	24.110	1:10.911	12	1 LAP	1:14.003	92	1 LAP	1:15.364
27	1 LAP	1:18.048	40	23.321	1:11.029	40	24.576	1:11.334	40	25.621	1:11.557	92	1 LAP	1:13.756	10	1 LAP	1:15.370
112	1 LAP	1:18.109	61	1 LAP	1:17.865	136	1 LAP	1:15.892	136	1 LAP	1:14.357	10	1 LAP	1:13.864	2	1 LAP	1:31.332
73	1 LAP	1:17.959	13	30.324	1:13.802	13	32.859	1:12.614	13	33.840	1:11.493	36	23.893	1:10.601	36	24.707	1:12.236
13	26.756	1:13.079	27	1 LAP	1:17.835	3	5 LAPS	1:50.096	20	34.143	1:10.800	40	25.950	1:11.147	40	26.653	1:12.125
100	1 LAP	1:17.488	20	32.317	1:12.511	20	33.855	1:11.617	131	35.770	1:10.915	136	1 LAP	1:14.584	25	3 LAPS	1:25.999
20	30.040	1:14.767	51	33.483	1:12.746	131	35.367	1:11.582	51	36.327	1:11.063	13	34.034	1:11.012	20	33.533	1:10.664
51	30.971	1:14.183	112	1 LAP	1:18.295	51	35.776	1:12.372	61	1 LAP	1:18.151	20	34.291	1:10.966	13	34.570	1:11.958
131	32.638	1:13.167	131	33.864	1:11.460	61	1 LAP	1:18.375	112	1 LAP	1:16.133	131	35.892	1:10.940	3	6 LAPS	1:44.425
56	1 LAP	1:20.344	73	1 LAP	1:18.091	27	1 LAP	1:17.623	27	1 LAP	1:17.677	51	36.627	1:11.118	131	36.628	1:12.158
25	2 LAPS	1:44.832	100	1 LAP	1:17.548	112	1 LAP	1:16.872	73	1 LAP	1:16.530	61	1 LAP	1:17.638	51	38.033	1:12.828
7	1 LAP	1:17.952	56	1 LAP	1:17.924	73	1 LAP	1:17.030	100	1 LAP	1:20.936	112	1 LAP	1:16.216	136	1 LAP	1:26.536
28	1 LAP	1:18.218	7	1 LAP	1:18.520	100	1 LAP	1:16.945	56	1 LAP	1:18.159	73	1 LAP	1:15.990	112	1 LAP	1:16.510
2	51.814	1:14.659	25	2 LAPS	1:25.155	56	1 LAP	1:17.933	76	3 LAPS	1:18.166	27	1 LAP	1:17.179	61	1 LAP	1:17.940
70	52.191	1:14.148	28	1 LAP	1:18.099	76	3 LAPS	3:29.853	70	1:04.461	1:14.051	56	1 LAP	1:17.129	73	1 LAP	1:16.539
3	4 LAPS	1:52.076	70	56.084	1:14.127	7	1 LAP	1:17.342	7	1 LAP	1:18.079	76	3 LAPS	1:16.957	27	1 LAP	1:16.696
55	1:05.593	1:15.698	2	59.451	1:17.871	70	1:00.922	1:14.917	2	1:10.690	1:15.898	100	1 LAP	1:23.659	56	1 LAP	1:16.928
						28	1 LAP	1:19.493				70	1:07.761	1:14.118	76	3 LAPS	1:16.836
						2	1:05.304	1:15.932							70	1:10.031	1:13.692
						25	2 LAPS	1:25.275									

Session Start: 14:30:22 - Finish: 14:56:20
Weather/Track Conditions: Bright/Dry
Circuit: Silverstone National
Track Length: 2.638 Km - 1.6390 miles

MST
Full results available at www.mstworld.com. Email: timing@mstworld.com

Printed : 21-10-2017 - 15:01

Silverstone Finals Historic Race Meeting - 21 - 22 Oct 2017

HSCC 70's Road Sports

Race 3 - Lap Chart

Lap 19			Lap 20			Lap 21			Lap 22		
NO	Behind	Laptime	NO	Behind	Laptime	NO	Behind	Laptime	NO	Behind	Laptime
24		1:10.405	24		1:10.492	24		1:13.579	24		1:12.000
7	2 LAPS	1:17.508	70	1 LAP	1:13.543	27	2 LAPS	1:20.638	112	2 LAPS	1:18.795
100	2 LAPS	1:24.987	56	2 LAPS	1:17.935	70	1 LAP	1:13.820	73	2 LAPS	1:18.994
55	1 LAP	1:14.201	76	4 LAPS	1:18.728	56	2 LAPS	1:20.089	61	2 LAPS	1:18.847
28	2 LAPS	1:19.551	7	2 LAPS	1:17.121	76	4 LAPS	1:19.401	27	2 LAPS	1:16.925
12	1 LAP	1:13.835	55	1 LAP	1:14.080	7	2 LAPS	1:18.200	70	1 LAP	1:15.695
92	1 LAP	1:13.966	100	2 LAPS	1:23.236	55	1 LAP	1:15.156	56	2 LAPS	1:19.000
10	1 LAP	1:14.256	12	1 LAP	1:14.140	36	26.279	1:13.319	55	1 LAP	1:15.466
36	25.333	1:11.031	92	1 LAP	1:14.050	3	7 LAPS	1:44.909	36	26.110	1:11.831
40	27.466	1:11.218	36	26.539	1:11.698	12	1 LAP	1:17.031	7	2 LAPS	1:18.278
20	34.703	1:11.575	10	1 LAP	1:15.172	40	29.387	1:14.334	40	29.734	1:12.347
13	36.412	1:12.247	40	28.632	1:11.658	92	1 LAP	1:17.565	12	1 LAP	1:15.850
131	38.190	1:11.967	28	2 LAPS	1:21.538	10	1 LAP	1:17.831	92	1 LAP	1:15.505
51	39.567	1:11.939	13	40.023	1:14.103	100	2 LAPS	1:25.852	10	1 LAP	1:16.810
25	3 LAPS	1:24.881	131	41.386	1:13.688	28	2 LAPS	1:21.605	13	40.410	1:13.119
136	1 LAP	1:17.524	51	42.144	1:13.069	13	39.291	1:12.847	131	42.217	1:13.287
2	1 LAP	1:46.691	25	3 LAPS	1:26.099	131	40.930	1:13.123	51	42.546	1:13.300
112	1 LAP	1:17.251	136	1 LAP	1:17.842	51	41.246	1:12.681	100	2 LAPS	1:23.131
73	1 LAP	1:17.027	112	1 LAP	1:18.691	136	1 LAP	1:16.426	76	4 LAPS	1:47.313
61	1 LAP	1:17.747	73	1 LAP	1:18.559	25	3 LAPS	1:24.968	28	2 LAPS	1:22.885
27	1 LAP	1:17.309	61	1 LAP	1:18.773				3	7 LAPS	1:53.564
3	6 LAPS	1:43.763							136	1 LAP	1:18.630
									25	3 LAPS	1:36.597

Session Start: 14:30:22 - Finish: 14:56:20
Weather/Track Conditions: Bright/Dry
Circuit: Silverstone National
Track Length: 2.638 Km - 1.6390 miles

Silverstone Finals Historic Race Meeting - 21 - 22 Oct 2017

HSCC Historic Formula 3 with Historic Formula Libre

Qualifying for Race 4 - Classification

Sheet No:

POS	NO	DRIVER/S	CLASS	CLASS POS	CAR MAKE / MODEL	TIME	ON	LAPS	GAP	DIFF	MPH
1	14	Jon Milicevic	B	1	Brabham BT21B	1:10.725	10	10			83.43
2	77	Mads Gravsen	FL	1	Palliser WDF1	1:11.221	9	9	0.496	0.496	82.85
3	25	Andrew Hibberd	B	2	Brabham BT18	1:11.313	8	9	0.588	0.092	82.74
4	88	Michael Scott	B	3	Brabham BT28	1:13.667	10	10	2.942	2.354	80.10
5	5	Mark Goodyear	FL	2	Lotus 59	1:14.132	9	9	3.407	0.465	79.59
6	61	Andy Jarvis	B	4	March 703	1:14.216	8	9	3.491	0.084	79.50
7	34	Jim Blockley	B	5	Chevron B17	1:14.332	9	9	3.607	0.116	79.38
8	69	Gregan Thruston	B	6	Brabham BT21B	1:14.928	4	7	4.203	0.596	78.75
9	46	Steve Smith	B	7	Chevron B15	1:15.107	9	9	4.382	0.179	78.56
10	16	Mark Linstone	B	8	Brabham BT21	1:15.567	9	9	4.842	0.460	78.08
11	99	Paul Kite	B	9	Brabham BT21	1:15.620	9	9	4.895	0.053	78.03
12	89	John Hutchison	FL	3	Crossle 14F	1:16.658	9	9	5.933	1.038	76.97
13	6	Leif Bosson	B	10	Brabham BT28	1:17.927	8	9	7.202	1.269	75.72
14	9	Andrew Tart	B	11	Merlyn Mk9	1:18.425	8	9	7.700	0.498	75.24
15	26	Steve Seaman	B	12	Brabham BT21	1:19.449	5	5	8.724	1.024	74.27
16	60	Roger Fowler	FL	4	Lola T60	1:26.425	7	8	15.700	6.976	68.27

Car 61 requires a working transponder - Regulation Q.12.2.1 refers.
A 30 second penalty will be applied if not working in the race.

Session Start: 10:04:32 - Finish: 10:16:34
Weather/Track Conditions: Cloud/Damp
Circuit: Silverstone National
Track Length: 2.638 Km - 1.6390 miles

These results are provisional until the conclusion of any judicial and technical matters.

Clerk of the Course:	Timekeeper:	Issued at:
Julian Floyd		

MST

Printed : 21-10-2017 - 10:18

Full results available at www.mstworld.com. Email: timing@mstworld.com

Silverstone Finals Historic Race Meeting - 21 - 22 Oct 2017

HSCC Historic Formula 3 with Historic Formula Libre

Qualifying for Race 4 - Sector Analysis

5	Mark Goodyear (FL)							Lotus 59						
lap	Sect-1	Speed	Sect-2	Speed		Laptime	Pit	lap	Sect-1	Speed	Sect-2	Speed		Laptime	Pit
1	46.118	114.3	47.558	94.0		1:33.676		6	44.460	111.5	32.762	98.3		1:17.222	
2	45.682	109.3	32.240	101.3		1:17.922		7	44.292	108.1	31.989	103.1		1:16.281	
3	46.469	105.0	33.146	95.9		1:19.615		8	44.455	112.2	32.387	104.1		1:16.842	
4	45.721	99.3	32.788	103.4		1:18.509		9	42.724	113.4	31.408	108.9		1:14.132	
5	44.496	105.8	31.532	105.9		1:16.028		10							

6	Leif Bosson (B)							Brabham BT28						
lap	Sect-1	Speed	Sect-2	Speed		Laptime	Pit	lap	Sect-1	Speed	Sect-2	Speed		Laptime	Pit
1	47.936	93.1	33.183	100.3		1:21.119		6	48.454	91.3	33.995	95.3		1:22.449	
2	47.762	107.9	32.711	97.7		1:20.473		7	48.637	100.3	32.242	104.1		1:20.879	
3	47.795	100.9	34.499	98.5		1:22.294		8	45.634	103.4	32.293	101.8		1:17.927	
4	47.827	99.1	34.599	97.7		1:22.426		9	46.197	106.5	32.536	105.4		1:18.733	
5	48.836	101.4	33.815	99.3		1:22.651		10							

9	Andrew Tart (B)							Merlyn Mk9						
lap	Sect-1	Speed	Sect-2	Speed		Laptime	Pit	lap	Sect-1	Speed	Sect-2	Speed		Laptime	Pit
1	1:06.906	93.9	45.268	95.0		1:52.174		6	47.291	110.9	32.082	104.2		1:19.373	
2	48.414	94.1	33.218	100.3		1:21.632		7	45.895	106.5	32.548	100.9		1:18.443	
3	47.147	103.1	32.577	100.9		1:19.724		8	45.822	106.5	32.603	102.4		1:18.425	
4	48.114	104.7	33.010	100.3		1:21.124		9	46.062	105.5	33.161	98.7		1:19.223	
5	47.464	108.1	32.182	105.4		1:19.646		10							

14	Jon Milicevic (B)							Brabham BT21B						
lap	Sect-1	Speed	Sect-2	Speed		Laptime	Pit	lap	Sect-1	Speed	Sect-2	Speed		Laptime	Pit
1	47.143	98.8	32.729	106.4		1:19.872		6	44.343	110.0	29.663	108.7		1:14.006	
2	44.294	108.1	30.396	106.2		1:14.690		7	42.329	109.3	29.464	110.2		1:11.793	
3	44.594	106.4	30.294	107.8		1:14.888		8	42.444	113.4	29.438	104.6		1:11.882	
4	43.283	105.8	29.793	108.0		1:13.076		9	42.374	108.9	29.349	109.4		1:11.723	
5	43.303	102.6	29.903	108.5		1:13.206		10	41.896	114.3	28.829	110.3		1:10.725	

16	Mark Linstone (B)							Brabham BT21						
lap	Sect-1	Speed	Sect-2	Speed		Laptime	Pit	lap	Sect-1	Speed	Sect-2	Speed		Laptime	Pit
1	51.140	91.3	34.259	92.5		1:25.399		6	47.476	100.8	32.351	95.2		1:19.827	
2	48.087	93.7	32.520	94.5		1:20.607		7	47.021	91.2	32.896	98.2		1:19.917	
3	47.519	92.4	33.238	92.5		1:20.757		8	46.213	102.5	31.112	101.2		1:17.325	
4	47.424	92.2	32.200	97.0		1:19.624		9	45.005	97.8	30.562	101.8		1:15.567	
5	46.938	96.7	32.533	94.9		1:19.471		10							

25	Andrew Hibberd (B)							Brabham BT18						
lap	Sect-1	Speed	Sect-2	Speed		Laptime	Pit	lap	Sect-1	Speed	Sect-2	Speed		Laptime	Pit
1	48.735	98.5	31.953	96.6		1:20.688		6	43.970	114.5	29.374	106.6		1:13.344	
2	45.411	105.5	31.524	101.8		1:16.935		7	43.838	113.2	29.263	105.4		1:13.101	
3	44.366	113.7	29.993	102.4		1:14.359		8	42.402	115.7	28.911	105.9		1:11.313	
4	43.683	106.5	32.148	98.3		1:15.831		9	42.237	116.1				1:39.835	
5	44.914	113.2	30.641	97.4		1:15.555		10							

26	Steve Seaman (B)							Brabham BT21						
lap	Sect-1	Speed	Sect-2	Speed		Laptime	Pit	lap	Sect-1	Speed	Sect-2	Speed		Laptime	Pit
1	1:06.900	68.1				1:51.801		4	1:03.247	89.2	37.342	83.9		1:40.589	
2	Out	96.8	32.883	101.3		5:28.718	P	5	47.280	107.5	32.169	105.6		1:19.449	
3	47.258	93.1	33.334	102.6		1:20.592		6							

34	Jim Blockley (B)							Chevron B17						
lap	Sect-1	Speed	Sect-2	Speed		Laptime	Pit	lap	Sect-1	Speed	Sect-2	Speed		Laptime	Pit
1	51.215	102.9	34.053	90.3		1:25.268		6	45.617	105.4	32.706	102.6		1:18.323	
2	49.477	106.7	32.650	97.0		1:22.127		7	44.778	110.6	31.839	103.1		1:16.617	
3	45.980	106.2	32.722	97.1		1:18.702		8	44.127	109.3	31.296	102.4		1:15.423	
4	46.188	102.8	32.397	100.6		1:18.585		9	43.831	111.5	30.501	104.9		1:14.332	
5	45.729	108.6	31.814	101.6		1:17.543		10							

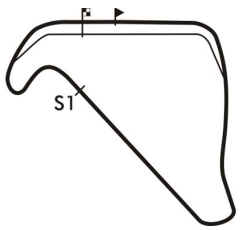

Session Start: 10:04:32 - Finish: 10:16:34
Weather/Track Conditions: Cloud/Damp
Circuit: Silverstone National
Track Length: 2.638 Km - 1.6390 miles

Silverstone Finals Historic Race Meeting - 21 - 22 Oct 2017

HSCC Historic Formula 3 with Historic Formula Libre

Qualifying for Race 4 - Sector Analysis

46 Steve Smith (B) — Chevron B15

lap	Sect-1	Speed	Sect-2	Speed	Laptime	Pit	lap	Sect-1	Speed	Sect-2	Speed	Laptime	Pit
1	54.882	84.7	33.634	97.3	1:28.516		6	45.226	114.5	30.919	105.7	1:16.145	
2	46.852	98.5	32.733	94.4	1:19.585		7	44.808	97.8	31.927	100.9	1:16.735	
3	47.263	97.7	31.828	101.3	1:19.091		8	45.067	114.1	30.782	105.1	1:15.849	
4	45.566	101.8	31.690	101.0	1:17.256		9	44.741	114.1	30.366	105.7	1:15.107	
5	45.312	105.5	31.470	102.9	1:16.782		10						

60 Roger Fowler (FL) — Lola T60

lap	Sect-1	Speed	Sect-2	Speed	Laptime	Pit	lap	Sect-1	Speed	Sect-2	Speed	Laptime	Pit
1	1:02.322	82.2	38.327	85.0	1:40.649		5	54.483	81.4	36.741	86.0	1:31.224	
2	57.854	77.7	36.918	90.0	1:34.772		6	53.119	89.4	35.514	93.8	1:28.633	
3	53.338	81.4	37.213	88.9	1:30.551		7	51.573	87.3	34.852	92.9	1:26.425	
4	52.010	81.9	35.583	89.8	1:27.593		8	52.044	87.3	35.006	95.3	1:27.050	

61 Andy Jarvis (B) — March 703

lap	Sect-1	Speed	Sect-2	Speed	Laptime	Pit	lap	Sect-1	Speed	Sect-2	Speed	Laptime	Pit
1					1:19.582		6					1:15.427	
2					1:17.062		7					1:15.451	
3					1:18.400		8					1:14.216	
4					1:17.895		9					1:14.557	
5					1:16.665		10						

69 Gregan Thruston (B) — Brabham BT21B

lap	Sect-1	Speed	Sect-2	Speed	Laptime	Pit	lap	Sect-1	Speed	Sect-2	Speed	Laptime	Pit
1	1:01.696	85.3	34.322	94.4	1:36.018		5	45.073	108.9	30.285	105.1	1:15.358	
2	49.248	105.0	31.659	99.9	1:20.907		6	45.376	110.2	30.310	105.2	1:15.686	
3	45.988	110.4	30.049	104.4	1:16.037		7	47.591	98.4			1:30.509	
4	44.880	110.4	30.048	106.1	1:14.928		8						

77 Mads Gravsen (FL) — Palliser WDF1

lap	Sect-1	Speed	Sect-2	Speed	Laptime	Pit	lap	Sect-1	Speed	Sect-2	Speed	Laptime	Pit
1	55.275	88.5	33.751	103.6	1:29.026		6	43.082	110.4	30.676	95.2	1:13.758	
2	47.269	107.9	31.442	96.7	1:18.711		7	44.971	110.2	29.514	106.4	1:14.485	
3	46.571	106.9	29.831	104.9	1:16.402		8	43.614	109.8	30.194	105.4	1:13.808	
4	43.947	109.1	29.373	105.4	1:13.320		9	42.387	110.7	28.834	105.7	1:11.221	
5	44.074	94.8	31.280	106.1	1:15.354		10						

88 Michael Scott (B) — Brabham BT28

lap	Sect-1	Speed	Sect-2	Speed	Laptime	Pit	lap	Sect-1	Speed	Sect-2	Speed	Laptime	Pit
1	47.145	103.2	31.041	102.1	1:18.186		6	45.336	106.7	40.405	100.1	1:25.741	
2	45.989	106.7	31.132	99.0	1:17.121		7	44.574	90.9	30.555	102.4	1:15.129	
3	45.188	108.8	30.709	100.7	1:15.897		8	44.329	108.6	30.090	101.5	1:14.419	
4	44.547	103.1	31.569	97.6	1:16.116		9	44.162	108.9	30.090	101.3	1:14.252	
5	46.885	104.4	30.724	101.2	1:17.609		10	43.538	104.7	30.129	104.7	1:13.667	

89 John Hutchison (FL) — Crossle 14F

lap	Sect-1	Speed	Sect-2	Speed	Laptime	Pit	lap	Sect-1	Speed	Sect-2	Speed	Laptime	Pit
1	54.509	89.5	34.031	89.1	1:28.540		6	50.121	93.3	33.252	93.4	1:23.373	
2	49.945	93.2	34.243	90.3	1:24.188		7	47.975	96.0	32.675	93.7	1:20.650	
3	51.731	84.7	34.850	88.9	1:26.581		8	47.788	102.9	31.951	96.4	1:19.739	
4	49.900	94.1	34.055	87.5	1:23.955		9	45.587	108.4	31.071	95.2	1:16.658	
5	50.133	89.5	33.370	93.2	1:23.503		10						

99 Paul Kite (B) — Brabham BT21

lap	Sect-1	Speed	Sect-2	Speed	Laptime	Pit	lap	Sect-1	Speed	Sect-2	Speed	Laptime	Pit
1	48.759	107.4	31.805	102.3	1:20.564		6	45.005	109.5	31.644	97.1	1:16.649	
2	47.304	104.4	30.806	101.3	1:18.110		7	46.579	110.4	30.259	102.0	1:16.838	
3	45.463	109.8	48.440	98.0	1:33.903		8	44.879	111.1	31.321	99.3	1:16.200	
4	45.028	103.6	31.213	102.6	1:16.241		9	44.656	110.6	30.964	103.2	1:15.620	
5	45.632	110.2	31.101	101.8	1:16.733		10						

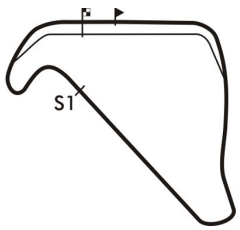

Session Start: 10:04:32 - Finish: 10:16:34
Weather/Track Conditions: Cloud/Damp
Circuit: Silverstone National
Track Length: 2.638 Km - 1.6390 miles

Silverstone Finals Historic Race Meeting - 21 - 22 Oct 2017

HSCC Historic Formula 3 with Historic Formula Libre

Qualifying for Race 4 - Best Sector Times

	SECTOR 1			SECTOR 2		
	NO	TIME	LAP	NO	TIME	LAP
1	14	41.896	10	14	28.829	10
2	25	42.237	9	77	28.834	9
3	77	42.387	9	25	28.911	8
4	5	42.724	9	69	30.048	4
5	88	43.538	10	88	30.090	8
6	34	43.831	9	99	30.259	7
7	99	44.656	9	46	30.366	9
8	46	44.741	9	34	30.501	9
9	69	44.880	4	16	30.562	9
10	16	45.005	9	89	31.071	9
11	89	45.587	9	5	31.408	9
12	6	45.634	8	9	32.082	6
13	9	45.822	8	26	32.169	5
14	26	47.258	3	6	32.242	7
15	60	51.573	7	60	34.852	7
16	1			1		
17	61			61		

IDEAL / BEST LAP COMPARISON

NO	NAME	BEST	IN	IDEAL	DIFF
14	Jon Milicevic	1:10.725	10	1:10.725	+0.000
77	Mads Gravsen	1:11.221	9	1:11.221	+0.000
25	Andrew Hibberd	1:11.313	8	1:11.148	+0.165
88	Michael Scott	1:13.667	10	1:13.628	+0.039
5	Mark Goodyear	1:14.132	9	1:14.132	+0.000
61	Andy Jarvis	1:14.216	8		+
34	Jim Blockley	1:14.332	9	1:14.332	+0.000
69	Gregan Thruston	1:14.928	4	1:14.928	+0.000
46	Steve Smith	1:15.107	9	1:15.107	+0.000
16	Mark Linstone	1:15.567	9	1:15.567	+0.000
99	Paul Kite	1:15.620	9	1:14.915	+0.705
89	John Hutchison	1:16.658	9	1:16.658	+0.000
6	Leif Bosson	1:17.927	8	1:17.876	+0.051
9	Andrew Tart	1:18.425	8	1:17.904	+0.521
26	Steve Seaman	1:19.449	5	1:19.427	+0.022
60	Roger Fowler	1:26.425	7	1:26.425	+0.000

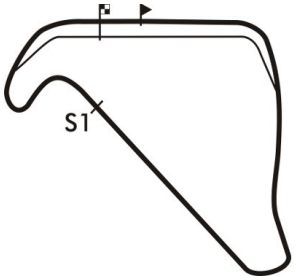

Session Start: 10:04:32 - Finish: 10:16:34
Weather/Track Conditions: Cloud/Damp
Circuit: Silverstone National
Track Length: 2.638 Km - 1.6390 miles

Silverstone Finals Historic Race Meeting - 21 - 22 Oct 2017

HSCC Historic Formula 3 with Historic Formula Libre

Qualifying for Race 4 - Best Sector Speeds

	NO	SECTOR 1	MPH	NO	SECTOR 2	MPH
1	25	Andrew Hibberd	116.1	14	Jon Milicevic	110.3
2	46	Steve Smith	114.5	5	Mark Goodyear	108.9
3	5	Mark Goodyear	114.3	25	Andrew Hibberd	106.6
4	14	Jon Milicevic	114.3	77	Mads Gravsen	106.4
5	34	Jim Blockley	111.5	69	Gregan Thruston	106.1
6	99	Paul Kite	111.1	46	Steve Smith	105.7
7	9	Andrew Tart	110.9	26	Steve Seaman	105.6
8	77	Mads Gravsen	110.7	6	Leif Bosson	105.4
9	69	Gregan Thruston	110.4	9	Andrew Tart	105.4
10	88	Michael Scott	108.9	34	Jim Blockley	104.9
11	89	John Hutchison	108.4	88	Michael Scott	104.7
12	6	Leif Bosson	107.9	99	Paul Kite	103.2
13	26	Steve Seaman	107.5	16	Mark Linstone	101.8
14	16	Mark Linstone	102.5	89	John Hutchison	96.4
15	60	Roger Fowler	89.4	60	Roger Fowler	95.3
16	1	Simon Armer	0.0	1	Simon Armer	0.0
17	61	Andy Jarvis	0.0	61	Andy Jarvis	0.0

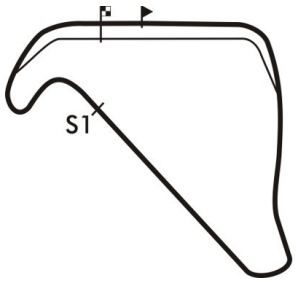

Session Start: 10:04:32 - Finish: 10:16:34
Weather/Track Conditions: Cloud/Damp
Circuit: Silverstone National
Track Length: 2.638 Km - 1.6390 miles

Silverstone Finals Historic Race Meeting - 21 - 22 Oct 2017

HSCC Historic Formula 3 with Historic Formula Libre

Race 4 - Starting Grid

Sheet No:

Start Time : 15:15 - Heat Duration : 20 Minutes

ROW							
8	16	60	Roger Fowler	15	26	Steve Seaman	
7	14	9	Andrew Tart	13	6	Leif Bosson	
6	12	89	John Hutchison	11	99	Paul Kite	
5	10	16	Mark Linstone	9	46	Steve Smith	
4	8	69	Gregan Thruston	7	34	Jim Blockley	
3	6	61	Andy Jarvis	5	5	Mark Goodyear	
2	4	88	Michael Scott	3	25	Andrew Hibberd	
1	2	77	Mads Gravsen	1	14	Jon Milicevic	

Pole Left

Circuit: Silverstone National
Track Length: 2.638 Km - 1.6390 miles

These results are provisional until the conclusion of any judicial and technical matters.

Clerk of the Course:	Timekeeper:	Issued at:
Julian Floyd		

MST

Printed : 21-10-2017 - 10:20

Full results available at www.mstworld.com. Email: timing@mstworld.com

Silverstone Finals Historic Race Meeting - 21 - 22 Oct 2017

HSCC Historic Formula 3 with Historic Formula Libre

Race 4 - Classification

Sheet No:

POS	NO	DRIVER/S	CLASS	CLASS POS	CAR MAKE / MODEL	TIME	LAPS	GAP	DIFF	MPH	BEST	ON
1	5	Mark Goodyear	FL	1	Lotus 59	20:34.244	19	-- 19 laps		90.83	1:03.969	10
2	25	Andrew Hibberd	B	1	Brabham BT18	20:37.847	19	3.603	3.603	90.56	1:04.215	17
3	14	Jon Milicevic	B	2	Brabham BT21B	20:37.921	19	3.677	0.074	90.56	1:04.176	17
4	46	Steve Smith	B	3	Chevron B15	21:08.619	19	34.375	30.698	88.37	1:05.335	10
5	77	Mads Gravsen	FL	2	Palliser WDF1	21:12.928	19	38.684	4.309	88.07	1:05.676	10
6	88	Michael Scott	B	4	Brabham BT28	21:22.511	19	48.267	9.583	87.41	1:05.895	10
7	34	Jim Blockley	B	5	Chevron B17	21:28.454	19	54.210	5.943	87.00	1:05.964	6
8	99	Paul Kite	B	6	Brabham BT21	21:28.555	19	54.311	0.101	87.00	1:06.381	11
9	16	Mark Linstone	B	7	Brabham BT21	21:29.070	19	54.826	0.515	86.97	1:06.654	15
10	61	Andy Jarvis	B	8	March 703	21:47.561	19	1:13.317	18.491	85.74	1:06.389	9
11	9	Andrew Tart	B	9	Merlyn Mk9	20:53.925	18	-- 18 laps	31.613	84.70	1:07.804	6
12	6	Leif Bosson	B	10	Brabham BT28	20:54.739	18	0.814	0.814	84.64	1:07.690	11
13	89	John Hutchison	FL	3	Crossle 14F	20:40.065	17	-- 17 laps	54.198	80.88	1:10.696	5
		---------- NOT CLASSIFIED ----------										
DNF	60	Roger Fowler	FL		Lola T60	16:03.763	13	-- 13 laps	17.969	79.59	1:12.204	9
DNF	69	Gregan Thruston	B		Brabham BT21B	5:46.737	5	-- 5 laps --		85.08	1:07.358	3
DNF	26	Steve Seaman	B		Brabham BT21							

---------- FASTEST LAP SUMMARY ----------

NO	DRIVER/S	CLASS	CAR MAKE / MODEL	FASTEST LAP	ON	MPH
5	Mark Goodyear	FL	Lotus 59	1:03.969	10	92.24
14	Jon Milicevic	B	Brabham BT21B	1:04.176	17	91.94

Session Start: 15:12:44 - Finish: 15:33:18
Weather/Track Conditions: Cloud/Dry
Circuit: Silverstone National
Track Length: 2.638 Km - 1.6390 miles

These results are provisional until the conclusion of any judicial and technical matters.

Clerk of the Course:	Timekeeper:	Issued at:
Julian Floyd		

MST

Printed : 21-10-2017 - 15:35

Full results available at www.mstworld.com. Email: timing@mstworld.com

Silverstone Finals Historic Race Meeting - 21 - 22 Oct 2017

HSCC Historic Formula 3 with Historic Formula Libre

Race 4 - Sector Analysis

5	Mark Goodyear (FL)						Lotus 59						
lap	Sect-1	Speed	Sect-2	Speed		Laptime	Pit	lap	Sect-1	Speed	Sect-2	Speed		Laptime	Pit
1		117.7	27.075	119.6		1:09.280		11	37.770	128.1	26.705	119.6		1:04.475	
2	38.437	114.9	26.901	122.7		1:05.338		12	37.758	127.1	26.431	119.6		1:04.189	
3	37.630	127.6	27.024	121.6		1:04.654		13	38.318	126.4	26.810	122.0		1:05.128	
4	37.874	117.7	27.254	122.0		1:05.128		14	37.609	126.4	26.774	118.1		1:04.383	
5	37.607	127.1	26.689	122.0		1:04.296		15	37.773	126.6	26.608	118.1		1:04.381	
6	37.276	127.1	26.889	114.4		1:04.165		16	38.048	126.4	26.762	122.2		1:04.810	
7	37.893	123.6	26.863	122.0		1:04.756		17	37.749	123.1	27.768	120.9		1:05.517	
8	37.559	121.1	28.197	118.3		1:05.756		18	37.964	126.1	26.781	119.8		1:04.745	
9	37.672	127.1	27.040	121.8		1:04.712		19	38.029	127.1	26.533	122.7		1:04.562	
10	37.296	126.1	26.673	119.1		1:03.969		20							

6	Leif Bosson (B)						Brabham BT28						
lap	Sect-1	Speed	Sect-2	Speed		Laptime	Pit	lap	Sect-1	Speed	Sect-2	Speed		Laptime	Pit
1		113.4	29.345	108.7		1:16.779		10	40.567	113.0	27.323	109.6		1:07.890	
2	43.246	100.5	29.010	108.0		1:12.256		11	40.285	113.2	27.405	109.8		1:07.690	
3	43.453	109.1	28.434	108.9		1:11.887		12	40.861	113.4	27.875	109.6		1:08.736	
4	41.581	111.1	28.296	108.7		1:09.877		13	40.752	113.7	28.242	110.2		1:08.994	
5	41.831	107.9	28.292	108.2		1:10.123		14	41.504	109.7	28.419	110.7		1:09.923	
6	41.006	111.8	28.099	108.0		1:09.105		15	40.286	112.8	28.251	109.4		1:08.537	
7	41.616	109.5	28.373	108.5		1:09.989		16	40.132	111.3	28.404	109.2		1:08.536	
8	41.455	113.0	27.648	109.4		1:09.103		17	40.178	113.4	27.866	108.9		1:08.044	
9	40.784	112.8	27.614	109.8		1:08.398		18	40.982	113.4	27.890	110.0		1:08.872	

9	Andrew Tart (B)						Merlyn Mk9						
lap	Sect-1	Speed	Sect-2	Speed		Laptime	Pit	lap	Sect-1	Speed	Sect-2	Speed		Laptime	Pit
1		110.4	28.872	109.8		1:15.860		10	40.622	113.0	28.410	110.2		1:09.032	
2	41.163	114.1	28.424	110.3		1:09.587		11	40.378	113.0	28.768	109.6		1:09.146	
3	40.539	113.9	28.554	110.2		1:09.093		12	40.735	115.1	28.603	110.5		1:09.338	
4	40.043	115.7	28.277	110.7		1:08.320		13	40.861	115.1	28.452	109.6		1:09.313	
5	40.009	115.5	28.004	110.3		1:08.013		14	41.476	112.0	28.328	110.7		1:09.804	
6	39.832	115.1	27.972	110.2		1:07.804		15	40.293	114.7	28.014	109.6		1:08.307	
7	39.962	115.1	35.293	109.1		1:15.255		16	40.123	113.9	28.426	110.2		1:08.549	
8	40.624	114.9	28.520	109.8		1:09.144		17	40.266	114.7	28.654	108.9		1:08.920	
9	40.371	114.5	28.275	110.5		1:08.646		18	41.256	114.1	28.538	109.1		1:09.794	

14	Jon Milicevic (B)						Brabham BT21B						
lap	Sect-1	Speed	Sect-2	Speed		Laptime	Pit	lap	Sect-1	Speed	Sect-2	Speed		Laptime	Pit
1		114.9	26.730	111.1		1:08.282		11	37.996	121.1	26.253	116.0		1:04.249	
2	39.885	116.1	27.296	112.6		1:07.181		12	38.711	119.0	26.635	112.6		1:05.346	
3	38.592	115.5	26.700	113.2		1:05.292		13	38.581	116.5	26.274	115.6		1:04.855	
4	38.118	118.8	26.883	113.6		1:05.001		14	38.381	116.7	26.513	115.4		1:04.894	
5	38.273	120.3	26.746	114.8		1:05.019		15	38.931	116.1	26.402	112.8		1:05.333	
6	37.929	116.5	26.412	114.6		1:04.341		16	39.148	118.4	26.224	115.0		1:05.372	
7	37.936	117.3	26.319	114.4		1:04.255		17	38.201	116.9	25.975	116.6		1:04.176	
8	38.037	113.0	26.664	114.4		1:04.701		18	38.377	117.7	25.986	116.2		1:04.363	
9	38.346	118.6	26.632	116.4		1:04.978		19	38.811	116.3	26.901	113.4		1:05.712	
10	38.182	117.5	26.389	115.4		1:04.571		20							

16	Mark Linstone (B)						Brabham BT21						
lap	Sect-1	Speed	Sect-2	Speed		Laptime	Pit	lap	Sect-1	Speed	Sect-2	Speed		Laptime	Pit
1		111.8	28.092	110.0		1:14.308		11	40.412	115.3	26.828	111.5		1:07.240	
2	40.797	110.7	27.467	110.5		1:08.264		12	39.743	115.1	27.923	105.4		1:07.666	
3	39.988	115.1	27.537	109.8		1:07.525		13	41.429	113.2	26.794	110.9		1:08.223	
4	40.284	113.9	27.349	109.6		1:07.633		14	39.768	113.6	27.385	108.3		1:07.153	
5	39.789	110.6	27.387	109.6		1:07.176		15	39.724	113.7	26.930	111.8		1:06.654	
6	39.852	113.6	27.401	108.5		1:07.253		16	40.426	111.8	27.970	111.1		1:08.396	
7	40.105	111.8	27.427	108.5		1:07.532		17	40.121	115.7	26.936	111.7		1:07.057	
8	40.546	112.2	27.443	109.8		1:07.989		18	40.313	112.0	27.098	109.4		1:07.411	
9	40.404	112.0	27.134	110.2		1:07.538		19	39.626	113.4	27.284	110.3		1:06.910	
10	40.134	112.2	27.008	110.5		1:07.142		20							

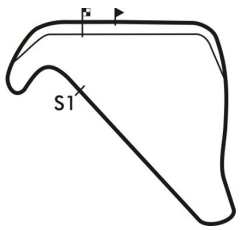

Session Start: 15:12:44 - Finish: 15:33:18
Weather/Track Conditions: Cloud/Dry
Circuit: Silverstone National
Track Length: 2.638 Km - 1.6390 miles

Silverstone Finals Historic Race Meeting - 21 - 22 Oct 2017

HSCC Historic Formula 3 with Historic Formula Libre

Race 4 - Sector Analysis

25	Andrew Hibberd (B)							Brabham BT18						
lap	Sect-1	Speed	Sect-2	Speed		Laptime	Pit	lap	Sect-1	Speed	Sect-2	Speed		Laptime	Pit
1		118.4	26.728	114.6		1:08.417		11	38.341	117.1	26.146	113.2		1:04.487	
2	39.206	115.9	26.752	111.3		1:05.958		12	38.807	117.3	26.754	113.8		1:05.561	
3	39.460	116.3	26.412	112.8		1:05.872		13	38.442	118.1	26.136	112.6		1:04.578	
4	38.556	117.7	26.366	113.4		1:04.922		14	38.704	120.9	26.237	113.0		1:04.941	
5	38.803	118.4	26.154	113.6		1:04.957		15	39.121	115.5	26.422	114.6		1:05.543	
6	38.198	117.3	26.099	112.4		1:04.297		16	38.847	116.7	26.157	112.0		1:05.004	
7	38.212	117.1	26.262	113.2		1:04.474		17	38.446	117.1	25.769	113.6		1:04.215	
8	38.209	116.7	26.722	111.5		1:04.931		18	38.277	115.9	26.125	112.4		1:04.402	
9	38.696	119.6	26.366	113.2		1:05.062		19	39.065	117.1	26.764	112.6		1:05.829	
10	38.466	120.3	25.931	112.8		1:04.397		20							

26	Steve Seaman (B)							Brabham BT21						
lap	Sect-1	Speed	Sect-2	Speed		Laptime	Pit	lap	Sect-1	Speed	Sect-2	Speed		Laptime	Pit

34	Jim Blockley (B)							Chevron B17						
lap	Sect-1	Speed	Sect-2	Speed		Laptime	Pit	lap	Sect-1	Speed	Sect-2	Speed		Laptime	Pit
1		111.5	28.313	108.5		1:12.692		11	48.444	113.7	26.912	108.5		1:15.356	
2	40.316	113.7	28.049	108.0		1:08.365		12	39.859	112.8	27.253	106.6		1:07.112	
3	39.959	112.0	27.905	107.5		1:07.864		13	39.780	112.6	28.132	107.5		1:07.912	
4	39.924	112.0	27.114	109.8		1:07.038		14	40.108	111.3	27.694	107.5		1:07.802	
5	39.235	114.7	26.758	109.6		1:05.993		15	39.763	111.8	27.580	108.7		1:07.343	
6	38.889	114.5	27.075	109.8		1:05.964		16	40.409	111.3	27.685	108.3		1:08.094	
7	39.523	113.4	26.617	109.2		1:06.140		17	40.701	113.0	26.952	109.1		1:07.653	
8	39.315	113.9	27.178	108.5		1:06.493		18	39.454	112.8	27.469	107.6		1:06.923	
9	39.371	112.4	26.775	109.1		1:06.146		19	39.608	111.8	27.544	108.5		1:07.152	
10	39.656	113.4	26.756	111.8		1:06.412		20							

46	Steve Smith (B)							Chevron B15						
lap	Sect-1	Speed	Sect-2	Speed		Laptime	Pit	lap	Sect-1	Speed	Sect-2	Speed		Laptime	Pit
1		116.1	27.770	109.6		1:12.755		11	39.053	118.6	26.704	113.6		1:05.757	
2	39.831	113.9	27.472	112.8		1:07.303		12	40.271	116.9	27.095	113.8		1:07.366	
3	39.868	117.1	27.076	113.8		1:06.944		13	39.528	116.9	26.971	113.2		1:06.499	
4	39.799	117.3	27.144	113.8		1:06.943		14	39.550	116.5	27.059	113.0		1:06.609	
5	39.804	116.9	27.133	114.0		1:06.937		15	39.117	116.1	27.147	112.0		1:06.264	
6	39.353	116.9	26.951	113.8		1:06.304		16	39.009	113.4	27.228	112.8		1:06.237	
7	39.092	116.7	26.775	113.6		1:05.867		17	39.154	116.5	26.945	112.8		1:06.099	
8	39.075	117.3	26.939	113.4		1:06.014		18	39.107	116.3	27.250	112.2		1:06.357	
9	39.088	116.7	26.748	113.8		1:05.836		19	39.806	116.9	27.387	112.8		1:07.193	
10	38.857	117.5	26.478	114.8		1:05.335		20							

60	Roger Fowler (FL)							Lola T60						
lap	Sect-1	Speed	Sect-2	Speed		Laptime	Pit	lap	Sect-1	Speed	Sect-2	Speed		Laptime	Pit
1		101.2	29.988	102.8		1:19.919		8	43.028	101.7	29.496	103.6		1:12.524	
2	43.778	104.5	30.267	104.2		1:14.045		9	42.824	102.0	29.380	102.9		1:12.204	
3	43.738	101.2	29.873	103.1		1:13.611		10	43.658	102.1	29.882	102.6		1:13.540	
4	44.716	95.5	30.487	99.8		1:15.203		11	43.115	105.5	29.810	99.0		1:12.925	
5	44.165	97.0	29.945	102.3		1:14.110		12	44.229	103.9	29.914	103.7		1:14.143	
6	43.895	101.2	29.986	98.7		1:13.881		13	43.379	102.0	30.000	100.7		1:13.379	
7	43.482	102.8	30.797	98.7		1:14.279		14							

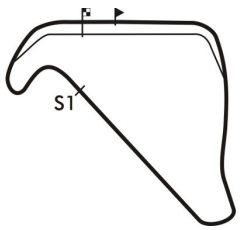

Session Start: 15:12:44 - Finish: 15:33:18
Weather/Track Conditions: Cloud/Dry
Circuit: Silverstone National
Track Length: 2.638 Km - 1.6390 miles

Silverstone Finals Historic Race Meeting - 21 - 22 Oct 2017

HSCC Historic Formula 3 with Historic Formula Libre

Race 4 - Sector Analysis

61	Andy Jarvis (B)							March 703						
lap	Sect-1	Speed	Sect-2	Speed		Laptime	Pit	lap	Sect-1	Speed	Sect-2	Speed		Laptime	Pit
1		110.7	27.901	107.3		1:13.088		11	40.089	108.4	27.416	106.8		1:07.505	
2	40.603	111.5	27.537	109.4		1:08.140		12	40.128	112.8	27.886	103.9		1:08.014	
3	40.710	108.8	27.456	106.8		1:08.166		13	40.997	108.4	26.758	106.2		1:07.755	
4	40.643	108.8	28.051	104.6		1:08.694		14	40.063	108.8	26.853	106.4		1:06.916	
5	40.744	108.1	27.772	104.2		1:08.516		15	40.307	110.0	26.908	110.3		1:07.215	
6	40.721	107.9	26.886	104.9		1:07.607		16	40.634	97.0	27.582	108.5		1:08.216	
7	40.341	108.1	27.019	105.6		1:07.360		17	40.576	113.0	26.914	108.7		1:07.490	
8	40.024	109.3	26.770	106.4		1:06.794		18	40.690	109.5	27.010	108.5		1:07.700	
9	39.889	110.9	26.500	107.1		1:06.389		19	41.000	84.1				1:25.249	
10	40.129	108.4	26.618	106.4		1:06.747		20							

69	Gregan Thruston (B)							Brabham BT21B						
lap	Sect-1	Speed	Sect-2	Speed		Laptime	Pit	lap	Sect-1	Speed	Sect-2	Speed		Laptime	Pit
1		113.7	28.358	104.6		1:14.403		4	40.429	113.9	27.240	110.3		1:07.669	
2	40.980	113.7	27.493	111.1		1:08.473		5	40.564	113.2	28.270	108.0		1:08.834	
3	40.061	115.3	27.297	111.7		1:07.358		6							

77	Mads Gravsen (FL)							Palliser WDF1						
lap	Sect-1	Speed	Sect-2	Speed		Laptime	Pit	lap	Sect-1	Speed	Sect-2	Speed		Laptime	Pit
1		111.8	27.822	105.4		1:12.559		11	40.617	110.2	26.690	106.6		1:07.307	
2	41.597	109.7	27.275	110.7		1:08.872		12	39.621	109.8	26.590	106.8		1:06.211	
3	40.428	111.8	27.239	109.2		1:07.667		13	39.342	110.7	26.627	107.1		1:05.969	
4	39.870	111.5	26.579	107.3		1:06.449		14	40.270	109.7	26.329	106.6		1:06.599	
5	39.759	109.7	27.025	109.6		1:06.784		15	39.423	109.7	26.695	106.8		1:06.118	
6	39.115	112.2	26.929	108.2		1:06.044		16	39.310	110.0	26.864	106.4		1:06.174	
7	39.234	111.8	27.223	105.6		1:06.457		17	39.848	109.7	26.356	107.6		1:06.204	
8	39.519	110.9	26.673	108.0		1:06.192		18	41.431	107.9	27.054	106.2		1:08.485	
9	39.405	111.3	26.733	108.5		1:06.138		19	40.384	110.0	26.639	106.9		1:07.023	
10	39.329	109.7	26.347	107.8		1:05.676		20							

88	Michael Scott (B)							Brabham BT28						
lap	Sect-1	Speed	Sect-2	Speed		Laptime	Pit	lap	Sect-1	Speed	Sect-2	Speed		Laptime	Pit
1		113.6	27.437	110.7		1:10.186		11	39.333	112.8	27.228	111.5		1:06.561	
2	40.168	111.7	27.124	110.0		1:07.292		12	40.288	108.6	28.052	108.2		1:08.340	
3	39.723	114.1	27.395	109.6		1:07.118		13	39.665	113.0	27.048	110.0		1:06.713	
4	40.075	112.2	27.109	110.5		1:07.184		14	41.325	109.1	27.513	108.3		1:08.838	
5	39.998	111.5	26.913	110.5		1:06.911		15	40.603	108.1	28.133	107.6		1:08.736	
6	39.293	113.2	26.850	110.3		1:06.143		16	40.301	107.2	28.047	107.6		1:08.348	
7	39.628	112.4	26.736	109.8		1:06.364		17	40.799	107.7	27.659	108.7		1:08.458	
8	39.735	113.6	26.805	109.4		1:06.540		18	40.384	110.4	27.575	107.1		1:07.959	
9	39.414	112.2	26.871	110.3		1:06.285		19	40.948	107.0	27.692	108.2		1:08.640	
10	39.049	113.6	26.846	112.4		1:05.895		20							

89	John Hutchison (FL)							Crossle 14F						
lap	Sect-1	Speed	Sect-2	Speed		Laptime	Pit	lap	Sect-1	Speed	Sect-2	Speed		Laptime	Pit
1		103.4	29.496	107.6		1:16.502		10	42.613	107.4	29.998	99.9		1:12.611	
2	43.369	102.3	28.939	110.9		1:12.308		11	43.283	103.1	30.423	102.1		1:13.706	
3	42.836	102.9	29.029	107.8		1:11.865		12	42.166	106.0	32.095	99.9		1:14.261	
4	43.966	105.0	29.352	110.3		1:13.318		13	42.905	105.4	29.206	108.3		1:12.111	
5	41.784	110.7	28.912	107.1		1:10.696		14	42.320	107.2	28.588	104.1		1:10.908	
6	42.140	101.8	29.495	104.1		1:11.635		15	44.725	77.4	31.233	99.3		1:15.958	
7	43.096	100.2	29.567	107.1		1:12.663		16	43.396	103.7	29.467	104.1		1:12.863	
8	42.283	94.0	29.263	105.4		1:11.546		17	43.945	101.8	30.597	96.9		1:14.542	
9	42.215	103.9	30.357	92.8		1:12.572		18							

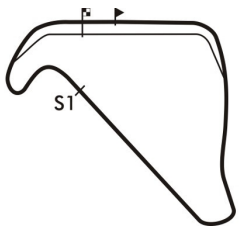

Session Start: 15:12:44 - Finish: 15:33:18
Weather/Track Conditions: Cloud/Dry
Circuit: Silverstone National
Track Length: 2.638 Km - 1.6390 miles

Silverstone Finals Historic Race Meeting - 21 - 22 Oct 2017

HSCC Historic Formula 3 with Historic Formula Libre

Race 4 - Sector Analysis

99	Paul Kite (B)							Brabham BT21							
lap	Sect-1	Speed	Sect-2	Speed		Laptime	Pit	lap	Sect-1	Speed	Sect-2	Speed		Laptime	Pit
1		113.7	27.932	110.3		1:13.259		11	39.876	113.4	26.505	108.9		1:06.381	
2	40.875	110.4	27.751	106.2		1:08.626		12	40.112	113.0	28.087	105.6		1:08.199	
3	40.361	112.8	27.334	109.6		1:07.695		13	40.877	114.1	26.873	110.0		1:07.750	
4	40.413	111.3	26.939	108.3		1:07.352		14	40.138	112.6	26.776	108.0		1:06.914	
5	40.387	111.7	27.001	107.8		1:07.388		15	39.666	112.6	27.309	109.2		1:06.975	
6	40.898	109.8	27.223	108.2		1:08.121		16	40.565	101.8	27.420	108.0		1:07.985	
7	39.962	113.9	27.419	106.9		1:07.381		17	40.841	111.5	26.908	109.6		1:07.749	
8	40.639	112.2	27.269	107.8		1:07.908		18	39.547	113.9	27.344	109.4		1:06.891	
9	40.636	113.6	27.056	110.9		1:07.692		19	39.857	113.4	27.318	110.0		1:07.175	
10	39.910	114.7	27.204	110.2		1:07.114		20							

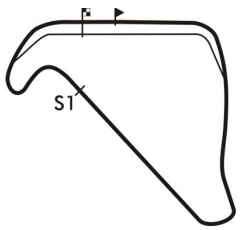

Session Start: 15:12:44 - Finish: 15:33:18
Weather/Track Conditions: Cloud/Dry
Circuit: Silverstone National
Track Length: 2.638 Km - 1.6390 miles

Silverstone Finals Historic Race Meeting - 21 - 22 Oct 2017

HSCC Historic Formula 3 with Historic Formula Libre

Race 4 - Best Sector Times

	SECTOR 1			SECTOR 2		
	NO	TIME	LAP	NO	TIME	LAP
1	5	37.276	6	25	25.769	17
2	14	37.929	6	14	25.975	17
3	25	38.198	6	77	26.329	14
4	46	38.857	10	5	26.431	12
5	34	38.889	6	46	26.478	10
6	88	39.049	10	61	26.500	9
7	77	39.115	6	99	26.505	11
8	99	39.547	18	34	26.617	7
9	16	39.626	19	88	26.736	7
10	9	39.832	6	16	26.794	13
11	61	39.889	9	69	27.240	4
12	69	40.061	3	6	27.323	10
13	6	40.132	16	9	27.972	6
14	89	41.784	5	89	28.588	14
15	60	42.824	9	60	29.380	9
16	26			26		

IDEAL / BEST LAP COMPARISON

NO	NAME	BEST	IN	IDEAL	DIFF
5	Mark Goodyear	1:03.969	10	1:03.707	+0.262
14	Jon Milicevic	1:04.176	17	1:03.904	+0.272
25	Andrew Hibberd	1:04.215	17	1:03.967	+0.248
46	Steve Smith	1:05.335	10	1:05.335	+0.000
77	Mads Gravsen	1:05.676	10	1:05.444	+0.232
88	Michael Scott	1:05.895	10	1:05.785	+0.110
34	Jim Blockley	1:05.964	6	1:05.506	+0.458
99	Paul Kite	1:06.381	11	1:06.052	+0.329
61	Andy Jarvis	1:06.389	9	1:06.389	+0.000
16	Mark Linstone	1:06.654	15	1:06.420	+0.234
6	Leif Bosson	1:07.690	11	1:07.455	+0.235
9	Andrew Tart	1:07.804	6	1:07.804	+0.000
89	John Hutchison	1:10.696	5	1:10.372	+0.324
69	Gregan Thruston	1:07.358	3	1:07.301	+0.057
60	Roger Fowler	1:12.204	9	1:12.204	+0.000
26	Steve Seaman				+

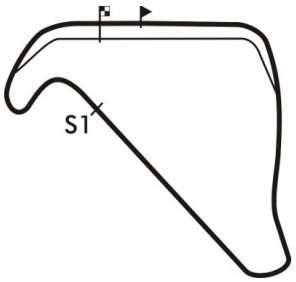

Session Start: 15:12:44 - Finish: 15:33:18
Weather/Track Conditions: Cloud/Dry
Circuit: Silverstone National
Track Length: 2.638 Km - 1.6390 miles

Silverstone Finals Historic Race Meeting - 21 - 22 Oct 2017

HSCC Historic Formula 3 with Historic Formula Libre

Race 4 - Best Sector Speeds

	NO	SECTOR 1	MPH	NO	SECTOR 2	MPH
1	5	Mark Goodyear	128.1	5	Mark Goodyear	122.7
2	14	Jon Milicevic	121.1	14	Jon Milicevic	116.6
3	25	Andrew Hibberd	120.9	46	Steve Smith	114.8
4	46	Steve Smith	118.6	25	Andrew Hibberd	114.6
5	9	Andrew Tart	115.7	88	Michael Scott	112.4
6	16	Mark Linstone	115.7	16	Mark Linstone	111.8
7	69	Gregan Thruston	115.3	34	Jim Blockley	111.8
8	34	Jim Blockley	114.7	69	Gregan Thruston	111.7
9	99	Paul Kite	114.7	89	John Hutchison	110.9
10	88	Michael Scott	114.1	99	Paul Kite	110.9
11	6	Leif Bosson	113.7	6	Leif Bosson	110.7
12	61	Andy Jarvis	113.0	9	Andrew Tart	110.7
13	77	Mads Gravsen	112.2	77	Mads Gravsen	110.7
14	89	John Hutchison	110.7	61	Andy Jarvis	110.3
15	60	Roger Fowler	105.5	60	Roger Fowler	104.2
16	26	Steve Seaman	0.0	26	Steve Seaman	0.0

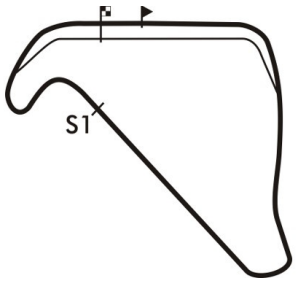

Session Start: 15:12:44 - Finish: 15:33:18
Weather/Track Conditions: Cloud/Dry
Circuit: Silverstone National
Track Length: 2.638 Km - 1.6390 miles

Silverstone Finals Historic Race Meeting - 21 - 22 Oct 2017

HSCC Historic Formula 3 with Historic Formula Libre

Race 4 - Lap Chart

Lap 1			Lap 2			Lap 3			Lap 4			Lap 5			Lap 6		
NO	Behind	Laptime	NO	Behind	Laptime	NO	Behind	Laptime	NO	Behind	Laptime	NO	Behind	Laptime	NO	Behind	Laptime
14		1:08.282	25		1:05.958	5		1:04.654	5		1:05.128	5		1:04.296	5		1:04.165
25	0.135	1:08.417	5	0.243	1:05.338	25	0.975	1:05.872	25	0.769	1:04.922	25	1.430	1:04.957	25	1.562	1:04.297
5	0.998	1:09.280	14	1.088	1:07.181	14	1.483	1:05.292	14	1.356	1:05.001	14	2.079	1:05.019	14	2.255	1:04.341
88	1.904	1:10.186	88	3.103	1:07.292	88	5.324	1:07.118	88	7.380	1:07.184	88	9.995	1:06.911	88	11.973	1:06.143
77	4.277	1:12.559	46	5.683	1:07.303	46	7.730	1:06.944	46	9.545	1:06.943	46	12.186	1:06.937	46	14.325	1:06.304
34	4.410	1:12.692	34	6.682	1:08.365	34	9.649	1:07.864	77	11.147	1:06.449	34	13.256	1:05.993	34	15.055	1:05.964
46	4.473	1:12.755	61	6.853	1:08.140	77	9.826	1:07.667	34	11.559	1:07.038	77	13.635	1:06.784	77	15.514	1:06.044
61	4.806	1:13.088	77	7.056	1:08.872	61	10.122	1:08.166	99	12.532	1:07.352	99	15.624	1:07.388	16	19.298	1:07.253
99	4.977	1:13.259	99	7.510	1:08.626	99	10.308	1:07.695	16	13.330	1:07.633	16	16.210	1:07.176	99	19.580	1:08.121
16	6.026	1:14.308	16	8.197	1:08.264	16	10.825	1:07.525	69	13.503	1:07.669	61	17.908	1:08.516	61	21.350	1:07.607
69	6.121	1:14.403	69	8.501	1:08.473	69	10.962	1:07.358	61	13.688	1:08.694	69	18.041	1:08.834	9	25.816	1:07.804
9	7.578	1:15.860	9	11.072	1:09.587	9	15.268	1:09.093	9	18.460	1:08.320	9	22.177	1:08.013	6	37.166	1:09.105
89	8.220	1:16.502	89	14.435	1:12.308	89	21.403	1:11.865	6	26.399	1:09.877	6	32.226	1:10.123	89	43.463	1:11.635
6	8.497	1:16.779	6	14.660	1:12.256	6	21.650	1:11.887	89	29.593	1:13.318	89	35.993	1:10.696	60	57.908	1:13.881
60	11.637	1:19.919	60	19.589	1:14.045	60	28.303	1:13.611	60	38.378	1:15.203	60	48.192	1:14.110			

Session Start: 15:12:44 - Finish: 15:33:18
Weather/Track Conditions: Cloud/Dry
Circuit: Silverstone National
Track Length: 2.638 Km - 1.6390 miles

Silverstone Finals Historic Race Meeting - 21 - 22 Oct 2017

HSCC Historic Formula 3 with Historic Formula Libre

Race 4 - Lap Chart

Lap 7			Lap 8			Lap 9			Lap 10			Lap 11			Lap 12		
NO	Behind	Laptime	NO	Behind	Laptime	NO	Behind	Laptime	NO	Behind	Laptime	NO	Behind	Laptime	NO	Behind	Laptime
5		1:04.756	5		1:05.756	5		1:04.712	5		1:03.969	5		1:04.475	5		1:04.189
25	1.280	1:04.474	25	0.455	1:04.931	25	0.805	1:05.062	89	1 LAP	1:12.572	25	1.245	1:04.487	14	2.498	1:05.346
14	1.754	1:04.255	14	0.699	1:04.701	14	0.965	1:04.978	25	1.233	1:04.397	14	1.341	1:04.249	25	2.617	1:05.561
88	13.581	1:06.364	60	1 LAP	1:14.279	60	1 LAP	1:12.524	14	1.567	1:04.571	89	1 LAP	1:12.611	89	1 LAP	1:13.706
46	15.436	1:05.867	88	14.365	1:06.540	88	15.938	1:06.285	60	1 LAP	1:12.204	46	19.466	1:05.757	46	22.643	1:07.366
34	16.439	1:06.140	46	15.694	1:06.014	46	16.818	1:05.836	88	17.864	1:05.895	88	19.950	1:06.561	88	24.101	1:08.340
77	17.215	1:06.457	34	17.176	1:06.493	34	18.610	1:06.146	46	18.184	1:05.335	77	23.616	1:07.307	77	25.638	1:06.211
16	22.074	1:07.532	77	17.651	1:06.192	77	19.077	1:06.138	77	20.784	1:05.676	60	1 LAP	1:13.540	34	34.857	1:07.112
99	22.205	1:07.381	16	24.307	1:07.989	61	26.669	1:06.389	34	21.053	1:06.412	34	31.934	1:15.356	60	1 LAP	1:12.925
61	23.954	1:07.360	99	24.357	1:07.908	16	27.133	1:07.538	61	29.447	1:06.747	99	32.388	1:06.381	61	36.302	1:08.014
9	36.315	1:15.255	61	24.992	1:06.794	99	27.337	1:07.692	16	30.306	1:07.142	61	32.477	1:07.505	99	36.398	1:08.199
6	42.399	1:09.989	9	39.703	1:09.144	9	43.637	1:08.646	99	30.482	1:07.114	16	33.071	1:07.240	16	36.548	1:07.666
89	51.370	1:12.663	6	45.746	1:09.103	6	49.432	1:08.398	9	48.700	1:09.032	9	53.371	1:09.146	9	58.520	1:09.338
			89	57.160	1:11.546				6	53.353	1:07.890	6	56.568	1:07.690	6	1:01.115	1:08.736

Session Start: 15:12:44 - Finish: 15:33:18
Weather/Track Conditions: Cloud/Dry
Circuit: Silverstone National
Track Length: 2.638 Km - 1.6390 miles

Silverstone Finals Historic Race Meeting - 21 - 22 Oct 2017

HSCC Historic Formula 3 with Historic Formula Libre

Race 4 - Lap Chart

Lap 13			Lap 14			Lap 15			Lap 16			Lap 17			Lap 18		
NO	Behind	Laptime	NO	Behind	Laptime	NO	Behind	Laptime	NO	Behind	Laptime	NO	Behind	Laptime	NO	Behind	Laptime
5		1:05.128	5		1:04.383	5		1:04.381	5		1:04.810	5		1:05.517	5		1:04.745
25	2.067	1:04.578	6	1 LAP	1:08.994	14	3.688	1:05.333	25	3.981	1:05.004	25	2.679	1:04.215	25	2.336	1:04.402
14	2.225	1:04.855	25	2.625	1:04.941	9	1 LAP	1:09.804	14	4.250	1:05.372	14	2.909	1:04.176	14	2.527	1:04.363
46	24.014	1:06.499	14	2.736	1:04.894	25	3.787	1:05.543	9	1 LAP	1:08.307	9	1 LAP	1:08.549	9	1 LAP	1:08.920
88	25.686	1:06.713	46	26.240	1:06.609	6	1 LAP	1:09.923	6	1 LAP	1:08.537	6	1 LAP	1:08.536	6	1 LAP	1:08.044
77	26.479	1:05.969	77	28.695	1:06.599	46	28.123	1:06.264	46	29.550	1:06.237	46	30.132	1:06.099	46	31.744	1:06.357
89	1 LAP	1:14.261	88	30.141	1:08.838	77	30.432	1:06.118	77	31.796	1:06.174	77	32.483	1:06.204	77	36.223	1:08.485
34	37.641	1:07.912	89	1 LAP	1:12.111	88	34.496	1:08.736	88	38.034	1:08.348	88	40.975	1:08.458	88	44.189	1:07.959
61	38.929	1:07.755	34	41.060	1:07.802	89	1 LAP	1:10.908	34	47.306	1:08.094	34	49.442	1:07.653	34	51.620	1:06.923
99	39.020	1:07.750	61	41.462	1:06.916	34	44.022	1:07.343	99	47.320	1:07.985	99	49.552	1:07.749	99	51.698	1:06.891
16	39.643	1:08.223	99	41.551	1:06.914	99	44.145	1:06.975	61	47.702	1:08.216	61	49.675	1:07.490	16	52.478	1:07.411
60	1 LAP	1:14.143	16	42.413	1:07.153	61	44.296	1:07.215	16	48.272	1:08.396	16	49.812	1:07.057	61	52.630	1:07.700
9	1:02.705	1:09.313	60	1 LAP	1:13.379	16	44.686	1:06.654	89	1 LAP	1:15.958	89	1 LAP	1:12.863			

Session Start: 15:12:44 - Finish: 15:33:18
Weather/Track Conditions: Cloud/Dry
Circuit: Silverstone National
Track Length: 2.638 Km - 1.6390 miles

MST
Full results available at www.mstworld.com. Email: timing@mstworld.com

Printed : 21-10-2017 - 15:37

Silverstone Finals Historic Race Meeting - 21 - 22 Oct 2017

HSCC Historic Formula 3 with Historic Formula Libre

Race 4 - Lap Chart

Lap 19		
NO	Behind	Laptime
5		1:04.562
25	3.603	1:05.829
14	3.677	1:05.712
89	2 LAPS	1:14.542
9	1 LAP	1:09.794
6	1 LAP	1:08.872
46	34.375	1:07.193
77	38.684	1:07.023
88	48.267	1:08.640
34	54.210	1:07.152
99	54.311	1:07.175
16	54.826	1:06.910
61	1:13.317	1:25.249

Session Start: 15:12:44 - Finish: 15:33:18
Weather/Track Conditions: Cloud/Dry
Circuit: Silverstone National
Track Length: 2.638 Km - 1.6390 miles

Silverstone Finals Historic Race Meeting - 21 - 22 Oct 2017

HSCC Guards Trophy supported by Dunlop Tyres

Qualifying for Race 5 - Classification

Sheet No:

POS	NO	DRIVER/S	CLASS	CLASS POS	CAR MAKE / MODEL	TIME	ON	LAPS	GAP	DIFF	MPH
1	49	Schryver M-Schryver W	SRD	1	Chevron B6	1:05.825	17	20			89.64
2	34	James Schryver	SRD	2	Chevron B8	1:06.118	19	20	0.293	0.293	89.24
3	32	Charles Allison	SRD	3	Chevron B8	1:06.218	19	20	0.393	0.100	89.11
4	66	Hadfield S-Hadfield J	SRC	1	Elva Mk7S	1:06.303	19	19	0.478	0.085	88.99
5	33	Deeley-Sheppard	INV	1	Rawlson CR6	1:06.691	18	18	0.866	0.388	88.47
6	16	Phillip Nelson	SRD	4	Chevron B8	1:07.429	16	18	1.604	0.738	87.51
7	6	Thompson-McClurg	SRD	5	Chevron B6	1:07.444	17	20	1.619	0.015	87.49
8	14	John Spiers	D	1	TVR Griffith	1:08.475	13	15	2.650	1.031	86.17
9	26	John Davison	A	1	Lotus Elan 26R	1:09.177	20	20	3.352	0.702	85.29
10	77	Bob Brooks	SRB	1	Merlyn Mk6	1:09.374	19	20	3.549	0.197	85.05
11	37	Gardiner-Cox	D	2	TVR Griffith	1:09.935	15	16	4.110	0.561	84.37
12	91	Paul Knapton	D	3	TVR Griffiths	1:09.960	16	18	4.135	0.025	84.34
13	23	Darren Wilson	SRB	2	Lotus 23B	1:10.800	19	19	4.975	0.840	83.34
14	24	Nick Pancisi	SRC	2	Elva Mk7S	1:11.571	19	19	5.746	0.771	82.44
15	41	Brian Casey	SRE	1	Lenham P69	1:12.054	17	17	6.229	0.483	81.89
16	55	Shaw-Barter	A	2	Lotus Elan GTS	1:12.357	18	18	6.532	0.303	81.55
17	158	Claus Bjerglund	D	4	TVR Griffiths	1:13.997	17	17	8.172	1.640	79.74
18	53	David Garrett	A	3	Lotus Elan 26R	1:14.590	11	17	8.765	0.593	79.10
19	10	Tizzard-McCarthy	SRB	3	Lotus 23B	1:14.705	13	15	8.880	0.115	78.98
20	82	Bob Binfield	C	1	Jaguar E-type	1:14.969	18	18	9.144	0.264	78.70
21	60	Andrew Hayden	C	2	Austin Healey 3000 Mk2	1:15.542	17	19	9.717	0.573	78.11
22	84	Keers-Trafford-Stanley	B	1	MG B	1:16.436	15	18	10.611	0.894	77.19
23	132	Tim Jacobsen	B	2	MG B	1:16.498	13	15	10.673	0.062	77.13
24	25	Peter Illingworth	INV	2	MG B	1:18.097	17	18	12.272	1.599	75.55
25	99	Bianchi T-Bianchi P	C	3	Austin Healey 3000	1:21.728	6	16	15.903	3.631	72.20
26	48	Hibberd M-Hibberd A	B	3	MG B	1:22.214	7	15	16.389	0.486	71.77
27	90	Martin Whitlock	B	4	MG B	1:24.001	15	15	18.176	1.787	70.24
28	112	Johan Denekamp	A	4	Marcos 1800 GT	1:25.475	11	13	19.650	1.474	69.03

Session Start: 10:23:51 - Finish: 10:48:52
Weather/Track Conditions: Cloud/Damp
Circuit: Silverstone National
Track Length: 2.638 Km - 1.6390 miles

These results are provisional until the conclusion of any judicial and technical matters.

Clerk of the Course:	Timekeeper:	Issued at:
Julian Floyd		

MST

Printed : 21-10-2017 - 10:50

Full results available at www.mstworld.com. Email: timing@mstworld.com

Silverstone Finals Historic Race Meeting - 21 - 22 Oct 2017

HSCC Guards Trophy supported by Dunlop Tyres

Qualifying for Race 5 - Sector Analysis

6	Thompson-McClurg (SRD)							Chevron B6						
lap	Sect-1	Speed	Sect-2	Speed		Laptime	Pit	lap	Sect-1	Speed	Sect-2	Speed		Laptime	Pit
1	48.218	96.8	33.666	99.9		1:21.884		11	41.623	110.0	29.982	109.1		1:11.605	
2	44.778	98.4	32.045	104.6		1:16.823		12	40.332	106.7	30.350	107.6		1:10.682	
3	44.570	102.8	32.461	98.5		1:17.031		13	44.889	105.7	28.718	114.2		1:13.607	
4	43.818	93.9	32.194	103.6		1:16.012		14	40.390	108.8	29.117	116.2		1:09.507	
5	44.031	107.9	30.776	102.6		1:14.807		15	40.902	107.0	28.911	115.0		1:09.813	
6	43.824	104.2	31.699	99.3		1:15.523		16	39.743	107.5	28.111	118.1		1:07.854	
7	43.028	110.2	30.310	106.1		1:13.338		17	39.134	117.9	28.310	117.6		1:07.444	
8	42.842	115.7	30.103	106.6		1:12.945		18	40.582	106.0	29.050	112.6		1:09.632	
9	43.220	103.7				1:23.191		19	39.677	113.4	28.053	118.3		1:07.730	
10	Out	105.7	30.855	109.2		2:35.459	P	20	39.357	106.4	31.114	112.0		1:10.471	

10	Tizzard-McCarthy (SRB)							Lotus 23B						
lap	Sect-1	Speed	Sect-2	Speed		Laptime	Pit	lap	Sect-1	Speed	Sect-2	Speed		Laptime	Pit
1	51.255	100.2	33.461	101.0		1:24.716		9	44.803	108.6	31.429	104.6		1:16.232	
2	47.191	96.3	33.733	97.1		1:20.924		10	44.903	97.7				1:29.782	
3	46.271	94.8	33.837	98.9		1:20.108		11	Out	94.9	31.147	112.6		3:16.638	P
4	47.200	92.7	33.265	99.8		1:20.465		12	44.916	115.1	30.280	110.7		1:15.196	
5	47.813	88.8	33.490	101.8		1:21.303		13	44.260	105.7	30.445	105.7		1:14.705	
6	46.998	94.1	32.961	103.6		1:19.959		14	44.037	105.5	31.537	100.1		1:15.574	
7	46.544	88.9	32.497	105.6		1:19.041		15	44.269	104.7				1:25.230	
8	44.832	101.1	32.070	105.1		1:16.902		16							

14	John Spiers (D)							TVR Griffith						
lap	Sect-1	Speed	Sect-2	Speed		Laptime	Pit	lap	Sect-1	Speed	Sect-2	Speed		Laptime	Pit
1	46.544	102.0	33.062	96.9		1:19.606		9	40.913	118.4	30.217	108.7		1:11.130	
2	43.046	113.4	31.848	102.0		1:14.894		10	41.861	114.3	30.018	108.9		1:11.879	
3	42.093	113.0	31.545	102.0		1:13.638		11	40.816	119.4	30.145	106.9		1:10.961	
4	42.570	110.4	32.080	103.2		1:14.650		12	39.960	121.4	32.748	109.4		1:12.708	
5	43.106	111.3	30.928	106.1		1:14.034		13	39.455	115.7	29.020	111.8		1:08.475	
6	42.086	115.3	30.813	106.8		1:12.899		14	43.223	117.3	29.434	112.2		1:12.657	
7	42.498	110.2				1:22.814		15	39.464	121.8	29.787	111.7		1:09.251	
8	Out	114.3	30.398	111.1		7:38.435	P	16							

16	Phillip Nelson (SRD)							Chevron B8						
lap	Sect-1	Speed	Sect-2	Speed		Laptime	Pit	lap	Sect-1	Speed	Sect-2	Speed		Laptime	Pit
1	48.000	105.0	33.535	91.9		1:21.535		10	41.163	116.9	29.164	108.9		1:10.327	
2	45.555	107.2	33.056	99.5		1:18.611		11	42.355	113.2	29.309	114.0		1:11.664	
3	45.226	98.8	32.046	98.6		1:17.272		12	40.409	121.4				1:18.970	
4	46.343	106.2	31.614	104.6		1:17.957		13	Out	119.8	28.520	114.4		2:57.476	P
5	45.647	101.7	32.671	100.6		1:18.318		14	39.449	119.8				1:23.366	
6	44.068	109.7	30.836	106.2		1:14.904		15	Out	101.5	28.782	112.2		1:26.629	P
7	42.266	114.1	30.036	102.0		1:12.302		16	39.307	126.4	28.122	107.5		1:07.429	
8	42.511	108.4	29.978	105.4		1:12.489		17	41.880	117.3	28.504	114.2		1:10.384	
9	43.039	110.2	29.370	108.9		1:12.409		18	39.912	121.1	27.815	115.4		1:07.727	

23	Darren Wilson (SRB)							Lotus 23B						
lap	Sect-1	Speed	Sect-2	Speed		Laptime	Pit	lap	Sect-1	Speed	Sect-2	Speed		Laptime	Pit
1	50.727	103.7	34.180	92.2		1:24.907		11	43.424	109.7	30.747	100.4		1:14.171	
2	46.163	102.9	33.434	93.3		1:19.597		12	43.522	115.7	30.687	97.9		1:14.209	
3	45.991	108.1	32.681	92.8		1:18.672		13	43.712	122.2	30.282	99.9		1:13.994	
4	45.710	109.1	32.163	95.9		1:17.873		14	43.960	117.9	29.858	96.3		1:13.818	
5	45.990	112.4	33.193	94.1		1:19.183		15	42.813	120.5	29.371	108.0		1:12.184	
6	44.853	113.2	32.594	95.3		1:17.447		16	43.179	118.1	30.261	102.8		1:13.440	
7	43.957	113.2	31.317	99.6		1:15.274		17	43.334	124.5	29.179	98.6		1:12.513	
8	43.985	112.0	31.309	96.6		1:15.294		18	42.146	119.4	29.422	107.3		1:11.568	
9	44.482	113.9				1:26.155		19	41.899	123.8	28.901	106.1		1:10.800	
10	Out	111.3	30.297	105.7		2:44.465	P	20							

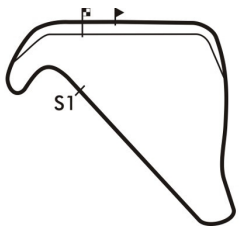

Session Start: 10:23:51 - Finish: 10:48:52
Weather/Track Conditions: Cloud/Damp
Circuit: Silverstone National
Track Length: 2.638 Km - 1.6390 miles

Silverstone Finals Historic Race Meeting - 21 - 22 Oct 2017

HSCC Guards Trophy supported by Dunlop Tyres

Qualifying for Race 5 - Sector Analysis

24	Nick Pancisi (SRC)							Elva Mk7S						
lap	Sect-1	Speed	Sect-2	Speed		Laptime	Pit	lap	Sect-1	Speed	Sect-2	Speed		Laptime	Pit
1	51.072	90.2	35.544	91.9		1:26.616		11	42.286	117.9	30.390	102.8		1:12.676	
2	47.755	95.1	34.483	90.3		1:22.238		12	44.258	109.3	30.363	102.3		1:14.621	
3	48.595	96.1	34.016	92.4		1:22.611		13	42.903	115.1	30.922	96.6		1:13.825	
4	45.857	104.4	32.572	98.5		1:18.429		14	44.273	113.0	30.355	102.0		1:14.628	
5	46.862	95.6	34.719	93.6		1:21.581		15	45.811	107.9	31.618	96.3		1:17.429	
6	45.876	100.5	33.526	92.4		1:19.402		16	42.322	117.9	30.347	106.4		1:12.669	
7	44.870	107.4	31.253	103.1		1:16.123		17	42.225	115.1	29.882	104.7		1:12.107	
8	45.330	104.9	31.665	99.8		1:16.995		18	43.568	122.0	34.102	104.4		1:17.670	
9	42.721	112.8	30.732	100.7		1:13.453		19	41.369	118.4	30.202	107.8		1:11.571	
10	44.630	108.9	31.100	98.3		1:15.730		20							

25	Peter Illingworth (INV)							MG B						
lap	Sect-1	Speed	Sect-2	Speed		Laptime	Pit	lap	Sect-1	Speed	Sect-2	Speed		Laptime	Pit
1	58.154	82.5	37.407	81.0		1:35.561		10	48.146	97.8	32.721	89.5		1:20.867	
2	56.875	83.1	36.064	81.1		1:32.939		11	49.595	99.1	32.448	94.5		1:22.043	
3	55.712	84.5	36.456	80.9		1:32.168		12	47.580	98.1	32.331	93.6		1:19.911	
4	53.694	85.2	35.351	83.1		1:29.045		13	47.794	93.6	33.079	94.2		1:20.873	
5	52.504	84.7	34.371	83.7		1:26.875		14	48.684	98.3	32.326	92.5		1:21.010	
6	48.758	99.9	32.790	87.3		1:21.548		15	47.282	98.7	32.328	93.3		1:19.610	
7	48.629	90.2	33.624	85.5		1:22.253		16	47.235	99.1	31.551	93.2		1:18.786	
8	48.977	91.1	33.028	88.3		1:22.005		17	46.521	98.3	31.576	93.7		1:18.097	
9	50.186	99.3	33.300	90.6		1:23.486		18	46.612	97.7	31.983	92.0		1:18.595	

26	John Davison (A)							Lotus Elan 26R						
lap	Sect-1	Speed	Sect-2	Speed		Laptime	Pit	lap	Sect-1	Speed	Sect-2	Speed		Laptime	Pit
1	47.341	97.4	32.984	92.1		1:20.325		11	42.677	102.3	31.808	98.6		1:14.485	
2	46.362	97.3	32.133	97.0		1:18.495		12	42.613	116.7	30.324	101.8		1:12.937	
3	47.271	98.7	32.294	97.0		1:19.565		13	41.621	115.5	29.865	103.2		1:11.486	
4	44.999	95.7	33.098	96.0		1:18.097		14	41.065	119.8	29.363	104.1		1:10.428	
5	45.324	98.4	31.672	99.2		1:16.996		15	47.350	104.2	31.214	101.5		1:18.564	
6	44.645	108.6	31.248	98.7		1:15.893		16	41.095	115.3	32.536	96.3		1:13.631	
7	43.790	107.7	30.863	98.3		1:14.653		17	43.589	113.7	33.993	102.8		1:17.582	
8	45.089	92.1	32.540	99.9		1:17.629		18	46.153	88.5	31.444	105.4		1:17.597	
9	43.687	110.9	30.513	99.9		1:14.200		19	45.321	92.8	32.890	106.4		1:18.211	
10	42.716	112.2	30.085	101.2		1:12.801		20	40.564	116.3	28.613	107.6		1:09.177	

32	Charles Allison (SRD)							Chevron B8						
lap	Sect-1	Speed	Sect-2	Speed		Laptime	Pit	lap	Sect-1	Speed	Sect-2	Speed		Laptime	Pit
1	46.352	94.4	32.930	99.5		1:19.282		11	40.437	121.8	28.689	111.5		1:09.126	
2	46.074	103.4	31.762	102.6		1:17.836		12	40.284	115.5	29.023	115.2		1:09.307	
3	45.372	95.9	33.829	100.1		1:19.201		13	40.501	119.8	28.746	117.2		1:09.247	
4	45.210	105.5	31.168	99.3		1:16.378		14	39.996	114.1	28.344	117.9		1:08.340	
5	44.924	105.7	30.688	99.8		1:15.612		15	39.730	120.5	28.773	111.3		1:08.503	
6	45.376	102.3	30.514	107.3		1:15.890		16	39.645	119.2	28.406	116.4		1:08.051	
7	43.543	104.9	29.891	108.9		1:13.434		17	39.458	124.0	27.637	120.5		1:07.095	
8	43.073	110.7				1:23.545		18	39.773	121.8	28.094	111.3		1:07.867	
9	Out	113.6	28.659	117.4		2:18.102	P	19	38.767	115.3	27.451	120.9		1:06.218	
10	41.293	112.2	29.345	114.8		1:10.638		20	38.988	102.0	29.318	117.6		1:08.306	

33	Deeley-Sheppard (INV)							Rawlson CR6						
lap	Sect-1	Speed	Sect-2	Speed		Laptime	Pit	lap	Sect-1	Speed	Sect-2	Speed		Laptime	Pit
1	57.642	91.2	36.275	85.1		1:33.917		10	Out	117.1	34.130	109.2		2:49.982	P
2	50.285	99.6	33.776	91.3		1:24.061		11	43.388	115.5	29.993	103.1		1:13.381	
3	49.159	103.2	35.491	96.6		1:24.650		12	41.402	115.1	28.578	117.2		1:09.980	
4	49.604	94.9	33.513	92.1		1:23.117		13	50.345	112.6	30.259	113.8		1:20.604	
5	47.485	98.1	31.840	100.9		1:19.325		14	40.421	116.1	28.101	116.0		1:08.522	
6	46.096	108.9	31.719	97.4		1:17.815		15	40.295	116.5	27.120	116.0		1:07.415	
7	48.271	98.7	32.270	99.3		1:20.541		16	39.733	113.0	27.732	113.8		1:07.465	
8	48.152	106.2	32.024	96.0		1:20.176		17	40.267	116.3	27.327	112.2		1:07.594	
9	45.401	102.1				1:26.419		18	39.580	112.8	27.111	117.9		1:06.691	

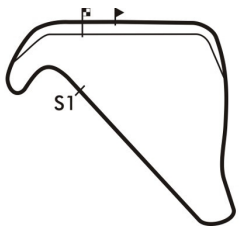

Session Start: 10:23:51 - Finish: 10:48:52
Weather/Track Conditions: Cloud/Damp
Circuit: Silverstone National
Track Length: 2.638 Km - 1.6390 miles

Silverstone Finals Historic Race Meeting - 21 - 22 Oct 2017

HSCC Guards Trophy supported by Dunlop Tyres

Qualifying for Race 5 - Sector Analysis

34 James Schryver (SRD) — Chevron B8

lap	Sect-1	Speed	Sect-2	Speed	Laptime	Pit	lap	Sect-1	Speed	Sect-2	Speed	Laptime	Pit
1	49.671	87.4	33.918	98.3	1:23.589		11	40.180	106.7	28.460	116.8	1:08.640	
2	46.743	93.2	32.422	102.6	1:19.165		12	39.918	111.8	28.842	107.3	1:08.760	
3	43.929	98.3	32.421	99.9	1:16.350		13	39.785	109.8	28.098	117.6	1:07.883	
4	45.241	98.1	30.946	110.7	1:16.187		14	40.779	110.9	29.321	106.2	1:10.100	
5	44.325	90.2	31.389	104.9	1:15.714		15	39.744	108.1	28.033	117.4	1:07.777	
6	41.984	101.4	29.846	113.2	1:11.830		16	39.566	110.9	27.488	119.8	1:07.054	
7	41.099	104.4	29.163	116.2	1:10.262		17	38.933	116.1	27.662	106.4	1:06.595	
8	42.160	99.6	28.813	116.6	1:10.973		18	38.847	114.7	27.487	119.6	1:06.334	
9	41.304	106.4	29.060	115.2	1:10.364		19	39.085	114.5	27.033	120.7	1:06.118	
10	40.231	110.7	28.181	113.6	1:08.412		20	38.685	111.7			1:15.911	

37 Gardiner-Cox (D) — TVR Griffith

lap	Sect-1	Speed	Sect-2	Speed	Laptime	Pit	lap	Sect-1	Speed	Sect-2	Speed	Laptime	Pit
1	44.475	102.5	32.029	99.9	1:16.504		9	41.210	116.9	29.094	111.5	1:10.304	
2	42.897	112.4	31.443	100.1	1:14.340		10	40.272	113.7	31.588	90.2	1:11.860	
3	43.202	115.9	31.246	102.1	1:14.448		11	46.429	114.9	30.453	106.4	1:16.882	
4	42.586	113.4	32.946	100.3	1:15.532		12	41.115	118.8	29.595	109.1	1:10.710	
5	44.340	104.5			1:20.453		13	41.062	114.7	29.635	104.2	1:10.697	
6	Out	114.5	30.491	108.2	6:16.344	P	14	41.230	118.6	28.981	110.2	1:10.211	
7	41.257	112.2	30.071	111.5	1:11.328		15	41.453	122.2	28.482	112.0	1:09.935	
8	40.849	117.1	29.496	107.6	1:10.345		16	43.279	110.7			1:19.354	

41 Brian Casey (SRE) — Lenham P69

lap	Sect-1	Speed	Sect-2	Speed	Laptime	Pit	lap	Sect-1	Speed	Sect-2	Speed	Laptime	Pit
1	52.116	86.5	35.677	92.0	1:27.793		10	44.620	107.9	31.120	98.6	1:15.740	
2	49.165	89.5	33.581	96.0	1:22.746		11	46.800	98.4	30.934	104.7	1:17.734	
3	48.356	93.1	33.129	97.7	1:21.485		12	44.447	114.7	29.846	107.6	1:14.293	
4	47.833	98.1	32.756	101.5	1:20.589		13	45.122	113.2	29.824	106.4	1:14.946	
5	47.425	95.9	33.293	97.1	1:20.718		14	43.965	114.1	29.446	109.6	1:13.411	
6	47.073	104.5			1:31.776		15	43.186	108.9	30.953	102.6	1:14.139	
7	Out	99.7	31.349	96.7	3:30.965	P	16	44.314	105.5	30.790	106.8	1:15.104	
8	45.901	99.7	31.349	99.9	1:17.250		17	42.983	111.5	29.071	113.0	1:12.054	
9	44.533	113.0	30.606	106.9	1:15.139		18						

48 Hibberd M-Hibberd A (B) — MG B

lap	Sect-1	Speed	Sect-2	Speed	Laptime	Pit	lap	Sect-1	Speed	Sect-2	Speed	Laptime	Pit
1	52.929	89.6	34.588	94.2	1:27.517		9	Out	85.6	35.285	87.0	2:59.935	P
2	50.536	94.8	34.828	89.6	1:25.364		10	51.788	89.5	35.680	83.5	1:27.468	
3	51.424	91.8	34.264	92.2	1:25.688		11	49.475	89.7	34.093	85.0	1:23.568	
4	49.984	98.0	33.797	92.6	1:23.781		12	49.860	88.0	34.284	88.8	1:24.144	
5	49.048	99.0	33.623	92.0	1:22.671		13	51.303	93.2	34.004	87.8	1:25.307	
6	49.827	99.0	34.023	89.8	1:23.850		14	49.357	95.3	33.216	88.9	1:22.573	
7	49.167	99.1	33.047	93.2	1:22.214		15	49.137	91.7			1:29.147	
8	49.806	94.8			1:29.429		16						

49 Schryver M-Schryver W (SRD) — Chevron B6

lap	Sect-1	Speed	Sect-2	Speed	Laptime	Pit	lap	Sect-1	Speed	Sect-2	Speed	Laptime	Pit
1	48.798	96.3	33.416	94.5	1:22.214		11	40.199	116.1	28.527	114.6	1:08.726	
2	46.348	97.8	31.596	99.5	1:17.944		12	39.935	113.9	28.350	112.4	1:08.285	
3	43.368	105.8	31.198	99.0	1:14.566		13	40.620	114.7	28.148	112.4	1:08.768	
4	43.860	110.2	31.129	102.6	1:14.989		14	39.939	119.2	28.950	114.0	1:08.889	
5	43.228	100.6			1:16.892		15	39.598	115.9	28.026	120.5	1:07.624	
6	Out	116.9	29.700	111.3	2:20.591	P	16	39.025	122.9	28.027	117.9	1:07.052	
7	42.924	101.4	29.697	113.6	1:12.621		17	38.665	129.1	27.160	118.3	1:05.825	
8	41.099	109.8	29.902	109.6	1:11.001		18	39.676	124.5	27.895	119.4	1:07.571	
9	40.463	109.3	28.570	119.1	1:09.033		19	39.022	120.1	27.199	118.5	1:06.221	
10	40.573	110.6	28.395	120.0	1:08.968		20	40.506	120.9	27.409	117.4	1:07.915	

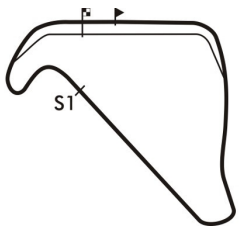

Session Start: 10:23:51 - Finish: 10:48:52
Weather/Track Conditions: Cloud/Damp
Circuit: Silverstone National
Track Length: 2.638 Km - 1.6390 miles

Silverstone Finals Historic Race Meeting - 21 - 22 Oct 2017

HSCC Guards Trophy supported by Dunlop Tyres

Qualifying for Race 5 - Sector Analysis

53 David Garrett (A) — Lotus Elan 26R

lap	Sect-1	Speed	Sect-2	Speed	Laptime	Pit	lap	Sect-1	Speed	Sect-2	Speed	Laptime	Pit
1	51.968	93.9	34.803	88.3	1:26.771		10	44.269	104.5	30.502	106.9	1:14.771	
2	49.079	89.7	33.269	98.5	1:22.348		11	43.936	99.7	30.654	104.9	1:14.590	
3	48.658	94.9			1:28.449		12	45.521	102.9	30.772	107.8	1:16.293	
4	Out	98.4	32.707	103.6	2:20.110	P	13	44.283	95.2	31.428	107.3	1:15.711	
5	45.812	95.2	31.731	104.2	1:17.543		14	43.428	99.9	31.225	101.2	1:14.653	
6	44.992	97.4	31.813	99.9	1:16.805		15	45.859	99.3	30.772	107.3	1:16.631	
7	46.209	95.6	31.718	104.2	1:17.927		16	45.283	100.5	30.805	98.0	1:16.088	
8	45.541	95.6	30.810	107.8	1:16.351		17	48.371	105.7			1:23.599	
9	43.813	99.4	31.963	108.0	1:15.776		18						

55 Shaw-Barter (A) — Lotus Elan GTS

lap	Sect-1	Speed	Sect-2	Speed	Laptime	Pit	lap	Sect-1	Speed	Sect-2	Speed	Laptime	Pit
1	49.376	93.7	33.778	94.2	1:23.154		10	45.785	112.2	31.470	100.6	1:17.255	
2	47.248	93.5	33.914	87.9	1:21.162		11	44.104	109.7	31.445	95.2	1:15.549	
3	47.071	91.8	33.785	94.0	1:20.856		12	44.628	113.0	30.796	99.0	1:15.424	
4	46.785	98.3	32.309	95.2	1:19.094		13	43.184	114.3	30.630	101.0	1:13.814	
5	47.190	104.5	32.794	91.5	1:19.984		14	43.623	115.3	30.853	101.0	1:14.476	
6	47.315	96.7			1:25.501		15	42.649	109.8	30.111	102.3	1:12.760	
7	Out	100.0	32.253	97.9	2:43.440	P	16	42.662	108.4	30.108	99.3	1:12.770	
8	45.524	111.1	31.371	92.1	1:16.895		17	43.899	114.3	29.928	99.2	1:13.827	
9	44.738	106.4	31.761	100.6	1:16.499		18	42.503	110.4	29.854	103.6	1:12.357	

60 Andrew Hayden (C) — Austin Healey 3000 Mk2

lap	Sect-1	Speed	Sect-2	Speed	Laptime	Pit	lap	Sect-1	Speed	Sect-2	Speed	Laptime	Pit
1	52.300	89.7	35.371	93.4	1:27.671		11	45.374	109.7	31.894	92.2	1:17.268	
2	49.575	96.0	33.941	92.5	1:23.516		12	45.400	109.1	31.611	98.6	1:17.011	
3	47.320	96.8	33.383	96.9	1:20.703		13	44.706	110.9	31.066	97.7	1:15.772	
4	47.337	96.6	33.108	96.4	1:20.445		14	44.636	111.8	31.865	94.2	1:16.501	
5	48.759	95.2	36.491	74.8	1:25.250		15	47.998	95.7	32.931	99.2	1:20.929	
6	48.064	108.6	32.171	98.7	1:20.235		16	44.492	110.7	31.690	98.0	1:16.182	
7	45.666	109.8	32.576	97.9	1:18.242		17	44.137	109.3	31.405	99.9	1:15.542	
8	45.554	109.1	32.105	99.5	1:17.659		18	45.099	103.1	32.157	97.0	1:17.256	
9	45.031	114.3	31.190	99.0	1:16.221		19	44.697	103.2	31.002	101.0	1:15.699	
10	45.547	109.5	31.417	100.3	1:16.964		20						

66 Hadfield S-Hadfield J (SRC) — Elva Mk7S

lap	Sect-1	Speed	Sect-2	Speed	Laptime	Pit	lap	Sect-1	Speed	Sect-2	Speed	Laptime	Pit
1	53.773	84.0	36.006	92.4	1:29.779		11	40.624	112.6	29.349	113.0	1:09.973	
2	49.814	92.6	33.392	98.7	1:23.206		12	39.613	121.6	29.446	112.2	1:09.059	
3	46.589	96.4	32.572	98.9	1:19.161		13	39.456	122.5	28.925	117.0	1:08.381	
4	47.194	92.1	33.186	95.7	1:20.380		14	39.610	126.6	28.413	116.2	1:08.023	
5	47.113	104.4	31.291	101.6	1:18.404		15	39.663	122.0	28.338	109.6	1:08.001	
6	45.194	95.5			1:25.529		16	39.721	124.5	28.476	117.0	1:08.197	
7	Out	119.0	30.009	102.8	2:12.432	P	17	38.424	128.3	28.681	108.7	1:07.105	
8	41.215	116.3	30.822	110.5	1:12.037		18	40.649	121.6	28.424	117.2	1:09.073	
9	40.627	116.9	29.877	114.6	1:10.504		19	38.657	125.9	27.646	118.7	1:06.303	
10	40.267	113.2	30.086	113.2	1:10.353		20						

77 Bob Brooks (SRB) — Merlyn Mk6

lap	Sect-1	Speed	Sect-2	Speed	Laptime	Pit	lap	Sect-1	Speed	Sect-2	Speed	Laptime	Pit
1	52.669	97.8	34.892	93.7	1:27.561		11				104.7	1:13.659	
2	47.390	93.5	33.711	97.9	1:21.101		12	41.662	115.1	30.343	107.1	1:12.005	
3	47.488	95.9	34.437	95.9	1:21.925		13	42.788	109.3	29.591	110.9	1:12.379	
4	46.191	98.5	32.428	97.9	1:18.619		14	41.088	118.8	29.194	107.1	1:10.282	
5	47.186	89.4	34.034	98.0	1:21.220		15	40.812	117.1	28.751	110.3	1:09.563	
6	46.229	101.8	33.700	94.6	1:19.929		16	41.017	121.4	29.135	106.8	1:10.152	
7	44.416	104.4	31.028	97.9	1:15.444		17	46.843	97.3	29.772	107.8	1:16.615	
8	43.389	108.2	30.725	99.3	1:14.114		18	41.365	122.0	28.960	106.1	1:10.325	
9	42.553	113.2	30.325	104.1	1:12.878		19	40.644	116.9	28.730	110.2	1:09.374	
10	45.171	106.0	30.410	105.9	1:15.581		20	40.636	120.7	29.008	111.8	1:09.644	

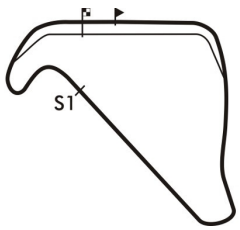

Session Start: 10:23:51 - Finish: 10:48:52
Weather/Track Conditions: Cloud/Damp
Circuit: Silverstone National
Track Length: 2.638 Km - 1.6390 miles

Silverstone Finals Historic Race Meeting - 21 - 22 Oct 2017

HSCC Guards Trophy supported by Dunlop Tyres

Qualifying for Race 5 - Sector Analysis

82 Bob Binfield (C) — Jaguar E-type

lap	Sect-1	Speed	Sect-2	Speed	Laptime	Pit	lap	Sect-1	Speed	Sect-2	Speed	Laptime	Pit
1	55.079	88.0	36.378	82.2	1:31.457		10	47.547	94.4	33.005	97.7	1:20.552	
2	51.328	91.9	35.685	84.7	1:27.013		11	45.643	105.2	32.570	97.4	1:18.213	
3	50.102	89.8	35.730	86.1	1:25.832		12	47.714	102.8	32.441	98.6	1:20.155	
4	49.780	97.8	33.573	94.2	1:23.353		13	45.033	106.4	32.415	100.1	1:17.448	
5	47.758	99.4	33.729	93.4	1:21.487		14	47.314	99.0	33.106	97.3	1:20.420	
6	48.137	94.0	33.578	91.1	1:21.715		15	45.787	103.1	33.098	96.9	1:18.885	
7	47.364	100.2	33.216	90.8	1:20.580		16	45.226	106.0	31.661	98.6	1:16.887	
8	47.962	95.9	33.218	93.0	1:21.180		17	1:01.685	104.5	31.751	98.3	1:33.436	
9	47.594	92.2	34.085	94.6	1:21.679		18	43.895	108.1	31.074	101.2	1:14.969	

84 Keers-Trafford-Stanley (B) — MG B

lap	Sect-1	Speed	Sect-2	Speed	Laptime	Pit	lap	Sect-1	Speed	Sect-2	Speed	Laptime	Pit
1	52.089	92.1	35.695	91.2	1:27.784		10	46.460	103.1	31.312	97.1	1:17.772	
2	49.923	99.4	33.996	89.1	1:23.919		11	45.452	102.9	42.128	95.7	1:27.580	
3	50.557	88.9	36.313	82.5	1:26.870		12	45.608	103.7	31.418	97.1	1:17.026	
4	50.969	99.0	34.445	92.2	1:25.414		13	45.237	103.7	31.602	96.4	1:16.839	
5	54.804	98.5			1:35.128		14	45.832	103.6	31.287	97.1	1:17.119	
6	Out	100.8	32.445	95.0	2:35.460	P	15	45.248	103.7	31.188	95.9	1:16.436	
7	47.030	100.3	32.162	95.3	1:19.192		16	45.461	103.1	31.078	96.1	1:16.539	
8	46.022	102.9	31.612	94.5	1:17.634		17	46.109	102.0	31.177	95.7	1:17.286	
9	46.784	95.6	32.175	95.5	1:18.959		18	45.654	101.7	31.526	94.6	1:17.180	

90 Martin Whitlock (B) — MG B

lap	Sect-1	Speed	Sect-2	Speed	Laptime	Pit	lap	Sect-1	Speed	Sect-2	Speed	Laptime	Pit
1	55.736	84.5	38.606	83.0	1:34.342		9	51.142	103.7	35.959	89.8	1:27.101	
2	53.216	91.7	38.691	81.0	1:31.907		10	50.543	91.3	36.700	89.4	1:27.243	
3	52.271	98.8	45.946	84.1	1:38.217		11	49.674	100.5	34.973	92.8	1:24.647	
4	54.226	97.0			1:37.905		12	49.573	98.1	34.963	90.1	1:24.536	
5	Out	91.4	36.839	86.4	3:56.644	P	13	50.796	92.6	36.039	91.6	1:26.835	
6	52.914	92.1	36.724	81.4	1:29.638		14	49.351	100.0	35.760	91.5	1:25.111	
7	52.897	96.6	35.548	87.3	1:28.445		15	48.673	99.4	35.328	84.9	1:24.001	
8	51.124	92.1	35.607	83.7	1:26.731		16						

91 Paul Knapton (D) — TVR Griffiths

lap	Sect-1	Speed	Sect-2	Speed	Laptime	Pit	lap	Sect-1	Speed	Sect-2	Speed	Laptime	Pit
1	49.272	97.1	34.677	95.7	1:23.949		10	42.434	96.1	31.985	99.6	1:14.419	
2	46.802	100.8	33.415	93.8	1:20.217		11	48.137	80.1			1:26.447	
3	45.937	109.3	32.712	97.3	1:18.649		12	Out	102.0	31.298	105.7	3:20.600	P
4	47.196	97.4	32.953	97.0	1:20.149		13	41.972	112.4	30.630	105.2	1:12.602	
5	46.087	104.0	32.365	97.0	1:18.452		14	41.543	108.8	30.748	102.6	1:12.291	
6	45.571	102.8	31.748	99.2	1:17.319		15	41.920	109.8	29.826	108.9	1:11.746	
7	43.115	105.4	31.437	94.5	1:14.552		16	40.548	115.3	29.412	106.4	1:09.960	
8	43.379	106.7	31.764	99.2	1:15.143		17	43.169	106.4	31.704	102.9	1:14.873	
9	42.400	109.5	31.133	101.5	1:13.533		18	44.906	108.6	30.126	105.4	1:15.032	

99 Bianchi T-Bianchi P (C) — Austin Healey 3000

lap	Sect-1	Speed	Sect-2	Speed	Laptime	Pit	lap	Sect-1	Speed	Sect-2	Speed	Laptime	Pit
1	53.958	86.6	35.055	91.6	1:29.013		9	54.639	83.1	36.916	88.4	1:31.555	
2	49.395	96.1	34.576	92.4	1:23.971		10	52.455	91.3	36.300	85.5	1:28.755	
3	49.228	93.9	34.136	95.0	1:23.364		11	53.166	82.0	36.591	85.7	1:29.757	
4	48.891	95.9	33.236	94.9	1:22.127		12	52.080	83.3	35.812	89.0	1:27.892	
5	48.319	93.3	33.751	95.2	1:22.070		13	50.199	88.8	35.787	89.2	1:25.986	
6	48.411	93.3	33.317	92.9	1:21.728		14	50.076	93.2	34.883	92.2	1:24.959	
7	49.769	90.6			1:34.671		15	48.416	88.3	35.351	89.6	1:23.767	
8	Out	77.5	38.695	83.1	3:43.915	P	16	49.012	95.9	34.137	94.0	1:23.149	

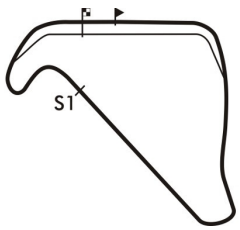

Session Start: 10:23:51 - Finish: 10:48:52
Weather/Track Conditions: Cloud/Damp
Circuit: Silverstone National
Track Length: 2.638 Km - 1.6390 miles

Silverstone Finals Historic Race Meeting - 21 - 22 Oct 2017

HSCC Guards Trophy supported by Dunlop Tyres

Qualifying for Race 5 - Sector Analysis

112	Johan Denekamp (A)							Marcos 1800 GT							
lap	Sect-1	Speed	Sect-2	Speed		Laptime	Pit	lap	Sect-1	Speed	Sect-2	Speed		Laptime	Pit
1	59.837	80.4	38.536	79.9		1:38.373		8	50.359	94.4	36.168	84.1		1:26.527	
2	52.939	87.2	37.341	83.2		1:30.280		9	51.286	87.4	36.124	85.9		1:27.410	
3	53.367	81.9	37.616	82.9		1:30.983		10	50.736	90.4	35.874	84.7		1:26.610	
4	52.234	90.2	36.630	81.8		1:28.864		11	50.339	90.8	35.136	86.4		1:25.475	
5	51.448	90.7	36.317	85.1		1:27.765		12	50.639	92.9	35.220	86.2		1:25.859	
6	50.984	91.3	36.240	84.0		1:27.224		13	56.436	86.7				1:42.122	
7	51.579	90.4	36.067	83.7		1:27.646		14							

132	Tim Jacobsen (B)							MG B							
lap	Sect-1	Speed	Sect-2	Speed		Laptime	Pit	lap	Sect-1	Speed	Sect-2	Speed		Laptime	Pit
1	50.426	97.8	33.842	96.7		1:24.268		9	Out	102.1	32.209	95.9		6:12.256	P
2	48.816	95.5	33.100	97.1		1:21.916		10	45.179	103.7	31.926	98.3		1:17.105	
3	48.467	98.0	33.525	91.6		1:21.992		11	47.427	103.6	32.035	97.4		1:19.462	
4	48.288	99.9	32.852	97.0		1:21.140		12	44.468	103.6	32.203	97.6		1:16.671	
5	47.566	101.7	32.832	96.7		1:20.398		13	44.768	103.6	31.730	97.1		1:16.498	
6	47.976	102.0	32.547	97.1		1:20.523		14	46.016	102.9	32.202	97.0		1:18.218	
7	46.273	103.1	32.144	97.4		1:18.417		15	48.664	95.1	31.702	97.0		1:20.366	
8	46.439	100.3				1:24.001		16							

158	Claus Bjerglund (D)							TVR Griffiths							
lap	Sect-1	Speed	Sect-2	Speed		Laptime	Pit	lap	Sect-1	Speed	Sect-2	Speed		Laptime	Pit
1	48.740	95.3	43.236	95.5		1:31.976		10	45.436	94.0	33.318	99.9		1:18.754	
2	48.811	84.3	35.204	93.4		1:24.015		11	45.566	98.8	31.795	104.7		1:17.361	
3	47.341	90.8	34.557	96.1		1:21.898		12	44.141	100.6	31.119	105.6		1:15.260	
4	47.736	91.7	33.821	98.0		1:21.557		13	45.654	96.3	32.802	102.3		1:18.456	
5	47.949	93.7	33.325	96.9		1:21.274		14	45.320	101.2	30.873	103.7		1:16.193	
6	47.092	91.1				1:32.463		15	45.582	98.5	31.093	97.7		1:16.675	
7	Out	85.1	33.920	97.1		3:09.040	P	16	50.202	98.3	33.301	102.8		1:23.503	
8	46.704	98.0	32.331	102.0		1:19.035		17	43.747	108.4	30.250	110.7		1:13.997	
9	45.423	99.3	32.165	102.1		1:17.588		18							

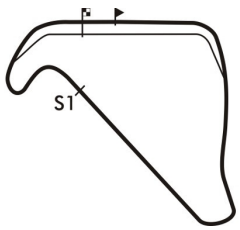

Session Start: 10:23:51 - Finish: 10:48:52
Weather/Track Conditions: Cloud/Damp
Circuit: Silverstone National
Track Length: 2.638 Km - 1.6390 miles

Silverstone Finals Historic Race Meeting - 21 - 22 Oct 2017

HSCC Guards Trophy supported by Dunlop Tyres

Qualifying for Race 5 - Best Sector Times

	SECTOR 1			SECTOR 2		
	NO	TIME	LAP	NO	TIME	LAP
1	66	38.424	17	34	27.033	19
2	49	38.665	17	33	27.111	18
3	34	38.685	20	49	27.160	17
4	32	38.767	19	32	27.451	19
5	6	39.134	17	66	27.646	19
6	16	39.307	16	16	27.815	18
7	14	39.455	13	6	28.053	19
8	33	39.580	18	37	28.482	15
9	37	40.272	10	26	28.613	20
10	91	40.548	16	77	28.730	19
11	26	40.564	20	23	28.901	19
12	77	40.636	20	14	29.020	13
13	24	41.369	19	41	29.071	17
14	23	41.899	19	91	29.412	16
15	55	42.503	18	55	29.854	18
16	41	42.983	17	24	29.882	17
17	53	43.428	14	158	30.250	17
18	158	43.747	17	10	30.280	12
19	82	43.895	18	53	30.502	10
20	10	44.037	14	60	31.002	19
21	60	44.137	17	82	31.074	18
22	132	44.468	12	84	31.078	16
23	84	45.237	13	25	31.551	16
24	25	46.521	17	132	31.702	15
25	99	48.319	5	48	33.047	7
26	90	48.673	15	99	33.236	4
27	48	49.048	5	90	34.963	12
28	112	50.339	11	112	35.136	11
29	38			38		

IDEAL / BEST LAP COMPARISON

NO	NAME	BEST	IN	IDEAL	DIFF
49	Schryver M-Schryver W	1:05.825	17	1:05.825	+0.000
34	James Schryver	1:06.118	19	1:05.718	+0.400
32	Charles Allison	1:06.218	19	1:06.218	+0.000
66	Hadfield S-Hadfield J	1:06.303	19	1:06.070	+0.233
33	Deeley-Sheppard	1:06.691	18	1:06.691	+0.000
16	Phillip Nelson	1:07.429	16	1:07.122	+0.307
6	Thompson-McClurg	1:07.444	17	1:07.187	+0.257
14	John Spiers	1:08.475	13	1:08.475	+0.000
26	John Davison	1:09.177	20	1:09.177	+0.000
77	Bob Brooks	1:09.374	19	1:09.366	+0.008
37	Gardiner-Cox	1:09.935	15	1:08.754	+1.181
91	Paul Knapton	1:09.960	16	1:09.960	+0.000
23	Darren Wilson	1:10.800	19	1:10.800	+0.000
24	Nick Pancisi	1:11.571	19	1:11.251	+0.320
41	Brian Casey	1:12.054	17	1:12.054	+0.000
55	Shaw-Barter	1:12.357	18	1:12.357	+0.000
158	Claus Bjerglund	1:13.997	17	1:13.997	+0.000
53	David Garrett	1:14.590	11	1:13.930	+0.660
10	Tizzard-McCarthy	1:14.705	13	1:14.317	+0.388
82	Bob Binfield	1:14.969	18	1:14.969	+0.000
60	Andrew Hayden	1:15.542	17	1:15.139	+0.403
84	Keers-Trafford-Stanley	1:16.436	15	1:16.315	+0.121
132	Tim Jacobsen	1:16.498	13	1:16.170	+0.328
25	Peter Illingworth	1:18.097	17	1:18.072	+0.025
99	Bianchi T-Bianchi P	1:21.728	6	1:21.555	+0.173
48	Hibberd M-Hibberd A	1:22.214	7	1:22.095	+0.119
90	Martin Whitlock	1:24.001	15	1:23.636	+0.365
112	Johan Denekamp	1:25.475	11	1:25.475	+0.000

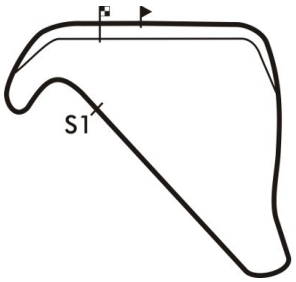

Session Start: 10:23:51 - Finish: 10:48:52
Weather/Track Conditions: Cloud/Damp
Circuit: Silverstone National
Track Length: 2.638 Km - 1.6390 miles

Silverstone Finals Historic Race Meeting - 21 - 22 Oct 2017

HSCC Guards Trophy supported by Dunlop Tyres

Qualifying for Race 5 - Best Sector Speeds

	NO	SECTOR 1	MPH	NO	SECTOR 2	MPH
1	49	Schryver M-Schryver W	129.1	32	Charles Allison	120.9
2	66	Hadfield S-Hadfield J	128.3	34	James Schryver	120.7
3	16	Phillip Nelson	126.4	49	Schryver M-Schryver W	120.5
4	23	Darren Wilson	124.5	66	Hadfield S-Hadfield J	118.7
5	32	Charles Allison	124.0	6	Thompson-McClurg	118.3
6	37	Gardiner-Cox	122.2	33	Deeley-Sheppard	117.9
7	24	Nick Pancisi	122.0	16	Phillip Nelson	115.4
8	77	Bob Brooks	122.0	41	Brian Casey	113.0
9	14	John Spiers	121.8	10	Tizzard-McCarthy	112.6
10	26	John Davison	119.8	14	John Spiers	112.2
11	6	Thompson-McClurg	117.9	37	Gardiner-Cox	112.0
12	33	Deeley-Sheppard	117.1	77	Bob Brooks	111.8
13	34	James Schryver	116.1	158	Claus Bjerglund	110.7
14	55	Shaw-Barter	115.3	91	Paul Knapton	108.9
15	91	Paul Knapton	115.3	23	Darren Wilson	108.0
16	10	Tizzard-McCarthy	115.1	53	David Garrett	108.0
17	41	Brian Casey	114.7	24	Nick Pancisi	107.8
18	60	Andrew Hayden	114.3	26	John Davison	107.6
19	158	Claus Bjerglund	108.4	55	Shaw-Barter	103.6
20	82	Bob Binfield	108.1	82	Bob Binfield	101.2
21	53	David Garrett	105.7	60	Andrew Hayden	101.0
22	84	Keers-Trafford-Stanley	103.7	132	Tim Jacobsen	98.3
23	90	Martin Whitlock	103.7	84	Keers-Trafford-Stanley	97.1
24	132	Tim Jacobsen	103.7	99	Bianchi T-Bianchi P	95.2
25	25	Peter Illingworth	99.9	25	Peter Illingworth	94.5
26	48	Hibberd M-Hibberd A	99.1	48	Hibberd M-Hibberd A	94.2
27	99	Bianchi T-Bianchi P	96.1	90	Martin Whitlock	92.8
28	112	Johan Denekamp	94.4	112	Johan Denekamp	86.4
29	38	Ugo-Bernberg	0.0	38	Ugo-Bernberg	0.0

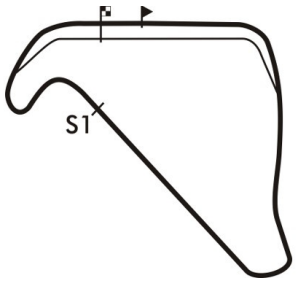

Session Start: 10:23:51 - Finish: 10:48:52
Weather/Track Conditions: Cloud/Damp
Circuit: Silverstone National
Track Length: 2.638 Km - 1.6390 miles

Silverstone Finals Historic Race Meeting - 21 - 22 Oct 2017

HSCC Guards Trophy supported by Dunlop Tyres

Race 5 - Starting Grid

Sheet No:

Start Time : 15:50 - Heat Duration : 40 Minutes

ROW						
14	28	112	Johan Denekamp	27	90	Martin Whitlock
13	26	48	Hibberd M-Hibberd A	25	99	Bianchi T-Bianchi P
12	24	25	Peter Illingworth	23	132	Tim Jacobsen
11	22	84	Keers-Trafford-Stanley	21	60	Andrew Hayden
10	20	82	Bob Binfield	19	10	Tizzard-McCarthy
9	18	53	David Garrett	17	158	Claus Bjerglund
8	16	55	Shaw-Barter	15	41	Brian Casey
7	14	24	Nick Pancisi	13	23	Darren Wilson
6	12	91	Paul Knapton	11	37	Gardiner-Cox
5	10	77	Bob Brooks	9	26	John Davison
4	8	14	John Spiers	7	6	Thompson-McClurg
3	6	16	Phillip Nelson	5	33	Deeley-Sheppard
2	4	66	Hadfield S-Hadfield J	3	32	Charles Allison
1	2	34	James Schryver	1	49	Schryver M-Schryver W

Pole Left

Circuit: Silverstone National
Track Length: 2.638 Km - 1.6390 miles

These results are provisional until the conclusion of any judicial and technical matters.

Clerk of the Course:	Timekeeper:	Issued at:
Julian Floyd		

MST

Printed : 21-10-2017 - 10:52

Full results available at www.mstworld.com. Email: timing@mstworld.com

Silverstone Finals Historic Race Meeting - 21 - 22 Oct 2017

HSCC Guards Trophy supported by Dunlop Tyres

Race 5 - Sector Analysis

6	Thompson-McClurg (SRD)							Chevron B6						
lap	Sect-1	Speed	Sect-2	Speed		Laptime	Pit	lap	Sect-1	Speed	Sect-2	Speed		Laptime	Pit
1		106.7	28.321	119.6		1:11.728		19	39.329	119.0	29.130	107.8		1:08.459	
2	39.100	114.5	27.424	118.9		1:06.524		20	39.198	119.4	27.466	120.0		1:06.664	
3	39.507	115.3	27.448	117.9		1:06.955		21	38.479	117.3	28.039	121.8		1:06.518	
4	39.136	117.7	27.336	119.1		1:06.472		22	38.407	119.4	27.392	120.7		1:05.799	
5	38.654	119.0	27.649	118.7		1:06.303		23	38.317	113.9	27.289	121.6		1:05.606	
6	40.064	111.3	28.049	116.8		1:08.113		24	38.421	120.5	27.766	117.0		1:06.187	
7	39.234	107.9	27.582	116.2		1:06.816		25	39.088	115.7	27.614	119.6		1:06.702	
8	39.188	119.6	28.496	110.7		1:07.684		26	38.697	114.9	27.946	119.4		1:06.643	
9	40.989	113.9	27.535	118.1		1:08.524		27	38.754	111.1	27.843	119.8		1:06.597	
10	38.495	121.1	27.486	117.4		1:05.981		28	38.839	117.5	27.414	119.8		1:06.253	
11	38.906	123.4	27.653	116.4		1:06.559		29	38.519	115.7	27.670	120.0		1:06.189	
12	39.414	119.4	27.993	116.0		1:07.407		30	38.897	110.7	27.888	119.6		1:06.785	
13	39.719	119.2	28.187	103.9		1:07.906		31	39.166	119.0	27.622	119.4		1:06.788	
14	39.491	122.0	27.640	118.5		1:07.131		32	41.327	112.0	28.008	120.7		1:09.335	
15	39.153	121.8	27.852	117.0		1:07.005		33	38.367	113.4	27.012	121.1		1:05.379	
16	39.365	122.0	27.982	113.4		1:07.347		34	39.863	116.5	27.332	119.4		1:07.195	
17	40.651	112.4				1:13.012		35	39.180	112.0	28.282	114.2		1:07.462	
18	Out	118.8	27.346	120.2		2:28.268	P	36							

10	McCarthy-Tizzard (SRB)							Lotus 23B						
lap	Sect-1	Speed	Sect-2	Speed		Laptime	Pit	lap	Sect-1	Speed	Sect-2	Speed		Laptime	Pit
1		100.5	30.156	114.8		1:18.621		18	39.345	117.7	28.720	116.0		1:08.065	
2	41.376	101.7	29.192	115.8		1:10.568		19	39.694	113.0	28.609	118.9		1:08.303	
3	41.648	106.0	29.374	113.0		1:11.022		20	40.211	112.8	29.366	115.4		1:09.577	
4	41.391	109.3	29.467	113.0		1:10.858		21	40.456	105.2	28.860	114.4		1:09.316	
5	41.566	106.5	29.527	113.6		1:11.093		22	39.626	114.5	28.500	116.8		1:08.126	
6	41.915	103.2	29.990	105.6		1:11.905		23	39.607	111.5	28.492	113.4		1:08.099	
7	42.489	106.9	30.555	106.2		1:13.044		24	40.085	119.2	28.357	115.0		1:08.442	
8	1:00.786	101.7				1:36.811		25	40.510	110.4	29.076	115.0		1:09.586	
9	Out	117.7	28.620	115.6		3:29.924	P	26	39.907	114.1	28.398	114.8		1:08.305	
10	40.521	117.3	28.193	118.7		1:08.714		27	39.875	112.2	28.891	117.0		1:08.766	
11	39.485	117.5	28.156	119.4		1:07.641		28	40.162	117.7	28.396	118.3		1:08.558	
12	39.970	113.0	28.651	115.6		1:08.621		29	40.043	119.2	28.384	113.2		1:08.427	
13	40.018	101.5	29.288	114.2		1:09.306		30	39.708	111.5	28.996	116.6		1:08.704	
14	41.150	108.1	29.506	113.8		1:10.656		31	41.083	105.2	29.120	114.8		1:10.203	
15	40.241	114.1	27.993	117.4		1:08.234		32	41.055	118.1	28.153	115.0		1:09.208	
16	39.986	120.1	28.347	111.5		1:08.333		33	39.718	114.9	27.986	117.4		1:07.704	
17	41.425	113.2	28.726	114.0		1:10.151		34							

14	John Spiers (D)							TVR Griffith						
lap	Sect-1	Speed	Sect-2	Speed		Laptime	Pit	lap	Sect-1	Speed	Sect-2	Speed		Laptime	Pit
1		117.9	27.902	122.9		1:10.787		19	37.901	124.7	26.949	126.7		1:04.850	
2	38.642	118.1	27.398	125.7		1:06.040		20	38.110	121.8	27.248	126.5		1:05.358	
3	38.363	118.6	27.887	123.9		1:06.250		21	38.319	122.2	27.140	126.5		1:05.459	
4	38.163	119.2	27.349	125.7		1:05.512		22	38.260	122.0				1:08.815	
5	37.987	125.9	27.446	121.6		1:05.433		23	Out	128.8	27.507	120.5		2:25.370	P
6	38.086	119.8	27.572	124.8		1:05.658		24	38.571	128.1	27.216	126.0		1:05.787	
7	37.931	122.7	27.776	113.0		1:05.707		25	38.417	124.7	27.183	123.4		1:05.600	
8	40.824	125.4	26.615	126.2		1:07.439		26	38.346	132.1	27.040	125.0		1:05.386	
9	37.924	128.1	26.946	124.6		1:04.870		27	38.158	120.3	27.389	126.2		1:05.547	
10	37.808	129.8	26.872	126.0		1:04.680		28	38.427	128.3	27.585	123.4		1:06.012	
11	38.117	124.5	27.135	125.0		1:05.252		29	38.008	126.6	27.862	124.1		1:05.870	
12	37.961	130.1	26.790	125.3		1:04.751		30	38.349	130.1	27.635	125.3		1:05.984	
13	38.217	125.2	26.952	125.3		1:05.169		31	37.961	132.1	27.011	126.2		1:04.972	
14	37.831	127.6	26.955	122.5		1:04.786		32	38.513	123.1	28.159	116.6		1:06.672	
15	38.389	122.2	28.489	122.0		1:06.878		33	38.622	124.0	27.494	124.8		1:06.116	
16	38.338	121.8	27.107	126.5		1:05.445		34	38.715	121.4	27.795	124.1		1:06.510	
17	38.030	118.6	28.544	120.5		1:06.574		35	39.149	122.9	27.182	126.0		1:06.331	
18	38.801	114.9	27.522	123.6		1:06.323		36	38.859	116.3	27.515	122.0		1:06.374	

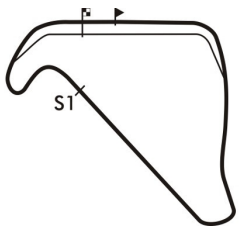

Session Start: 15:42:36 - Finish: 16:22:49
Weather/Track Conditions: Cloud/Dry
Circuit: Silverstone National
Track Length: 2.638 Km - 1.6390 miles

Full results available at www.mstworld.com. Email: timing@mstworld.com

Printed : 21-10-2017 - 16:26

Silverstone Finals Historic Race Meeting - 21 - 22 Oct 2017

HSCC Guards Trophy supported by Dunlop Tyres

Race 5 - Sector Analysis

16	Phillip Nelson (SRD)							Chevron B8						
lap	Sect-1	Speed	Sect-2	Speed		Laptime	Pit	lap	Sect-1	Speed	Sect-2	Speed		Laptime	Pit
1		121.4	26.787	122.5		1:09.343		19	38.250	125.7	26.815	120.2		1:05.065	
2	38.276	119.8	27.048	121.8		1:05.324		20	38.639	127.6	26.830	120.7		1:05.469	
3	38.440	118.4	27.148	120.9		1:05.588		21	38.510	126.1	26.629	121.6		1:05.139	
4	38.421	122.5	26.923	121.8		1:05.344		22	38.775	126.6	27.688	119.6		1:06.463	
5	37.962	118.1	27.497	120.2		1:05.459		23	38.742	125.7	27.252	119.8		1:05.994	
6	38.443	118.1	27.088	121.1		1:05.531		24	39.180	119.0	27.564	118.9		1:06.744	
7	38.295	121.1	27.883	118.7		1:06.178		25	39.178	120.1				1:11.935	
8	38.207	121.4	27.029	120.2		1:05.236		26	Out	128.3	26.849	118.7		2:26.380	P
9	38.371	120.1	26.892	119.6		1:05.263		27	38.619	123.4	27.654	104.2		1:06.273	
10	38.239	123.1	27.195	119.6		1:05.434		28	39.189	123.8	27.114	117.0		1:06.303	
11	39.215	120.9	27.342	118.5		1:06.557		29	38.586	124.5	27.155	120.2		1:05.741	
12	37.800	125.0	26.944	119.8		1:04.744		30	38.969	119.4	27.452	119.1		1:06.421	
13	38.094	118.8	27.174	119.4		1:05.268		31	38.979	125.0	26.770	120.0		1:05.749	
14	38.804	124.0	26.832	118.7		1:05.636		32	38.556	125.2	27.204	118.7		1:05.760	
15	39.262	125.7	27.690	118.1		1:06.952		33	38.643	125.0	27.589	117.0		1:06.232	
16	38.299	125.9	26.992	119.4		1:05.291		34	39.352	119.2	27.385	117.9		1:06.737	
17	38.407	118.8	28.165	117.4		1:06.572		35	39.670	126.6	27.448	117.6		1:07.118	
18	40.017	125.4	26.896	119.6		1:06.913		36	38.566	122.5	27.314	118.1		1:05.880	

23	Darren Wilson (SRB)							Lotus 23B						
lap	Sect-1	Speed	Sect-2	Speed		Laptime	Pit	lap	Sect-1	Speed	Sect-2	Speed		Laptime	Pit
1		110.9	29.335	109.4		1:16.200		19	40.359	123.4	28.038	108.7		1:08.397	
2	40.585	120.3	28.294	111.8		1:08.879		20	41.060	121.4	27.892	112.8		1:08.952	
3	40.509	123.8	27.686	113.8		1:08.195		21	39.115	119.6	27.331	117.0		1:06.446	
4	40.340	122.2	27.667	116.2		1:08.007		22	38.979	125.2	27.016	117.4		1:05.995	
5	40.145	112.6	29.613	113.2		1:09.758		23	39.218	122.7				1:12.119	
6	39.590	124.7	28.206	117.0		1:07.796		24	Out	123.1	27.432	117.4		2:35.836	P
7	40.163	122.9	27.998	115.6		1:08.161		25	39.138	125.9	27.019	118.1		1:06.157	
8	40.137	122.7	28.259	116.0		1:08.396		26	39.426	124.3	27.519	117.2		1:06.945	
9	39.181	126.6	27.269	116.0		1:06.450		27	39.608	125.2	27.441	115.4		1:07.049	
10	39.549	121.6	28.587	111.1		1:08.136		28	39.526	119.6	28.260	118.1		1:07.786	
11	40.530	124.5	27.217	117.6		1:07.747		29	39.767	123.6	27.393	116.8		1:07.160	
12	39.101	124.5	27.419	118.5		1:06.520		30	39.152	125.4	26.971	118.3		1:06.123	
13	39.238	124.5	27.212	115.4		1:06.450		31	39.217	124.7	27.367	117.4		1:06.584	
14	39.483	125.2	27.156	112.8		1:06.639		32	39.770	120.9	27.786	117.2		1:07.556	
15	39.164	125.9	26.987	116.8		1:06.151		33	40.275	116.3	27.973	113.8		1:08.248	
16	39.207	125.7	27.240	115.4		1:06.447		34	40.330	122.2	28.170	112.8		1:08.500	
17	40.042	122.0	28.313	113.8		1:08.355		35	39.302	122.0	26.978	117.9		1:06.280	
18	40.324	123.1	27.890	115.6		1:08.214		36							

24	Nick Pancisi (SRC)							Elva Mk7S						
lap	Sect-1	Speed	Sect-2	Speed		Laptime	Pit	lap	Sect-1	Speed	Sect-2	Speed		Laptime	Pit
1		103.9	30.344	109.1		1:16.919		19	40.235	112.0	28.006	114.6		1:08.241	
2	40.389	115.1	28.429	113.4		1:08.818		20	40.509	108.1	28.014	111.7		1:08.523	
3	40.468	122.7	28.353	112.0		1:08.821		21	39.091	123.6	28.094	110.7		1:07.185	
4	39.405	112.4	28.388	112.8		1:07.793		22	40.183	125.7	28.410	113.8		1:08.593	
5	39.117	120.5	29.427	112.8		1:08.544		23	38.688	127.6	27.828	115.4		1:06.516	
6	39.321	120.3	28.431	114.2		1:07.752		24	40.009	125.0	27.684	112.8		1:07.693	
7	40.635	122.2	28.680	113.2		1:09.315		25	39.693	126.6	27.599	116.2		1:07.292	
8	40.132	119.8	28.850	113.4		1:08.982		26	38.614	123.4	28.209	116.2		1:06.823	
9	39.065	118.4	28.766	113.4		1:07.831		27	39.667	117.3	28.942	113.0		1:08.609	
10	39.658	119.6	28.594	113.6		1:08.252		28	38.959	124.0	27.740	111.8		1:06.699	
11	41.087	127.6	28.680	106.4		1:09.767		29	39.338	123.1	28.707	114.2		1:08.045	
12	40.222	125.9	27.997	116.4		1:08.219		30	38.877	124.0	27.923	117.4		1:06.800	
13	39.630	122.9	27.807	115.0		1:07.437		31	38.478	121.4	27.970	114.8		1:06.448	
14	39.977	121.6	28.010	114.2		1:07.987		32	38.563	127.3	27.355	116.4		1:05.918	
15	40.002	127.3	28.483	115.0		1:08.485		33	39.007	127.1	27.955	112.4		1:06.962	
16	38.776	123.6	28.344	109.6		1:07.120		34	39.322	126.4	28.362	111.1		1:07.684	
17	39.318	118.1				1:10.386		35	39.035	125.0	27.882	116.0		1:06.917	
18	Out	104.5	28.631	110.2		2:28.997	P	36							

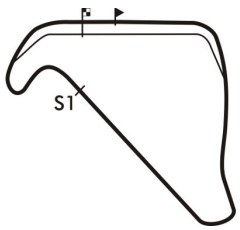

Session Start: 15:42:36 - Finish: 16:22:49
Weather/Track Conditions: Cloud/Dry
Circuit: Silverstone National
Track Length: 2.638 Km - 1.6390 miles

Silverstone Finals Historic Race Meeting - 21 - 22 Oct 2017

HSCC Guards Trophy supported by Dunlop Tyres

Race 5 - Sector Analysis

25	Peter Illingworth (INV)							MG B						
lap	Sect-1	Speed	Sect-2	Speed		Laptime	Pit	lap	Sect-1	Speed	Sect-2	Speed		Laptime	Pit
1		94.4	31.891	94.9		1:28.776		16	47.466	95.1				1:27.577	
2	47.477	97.1	31.375	93.0		1:18.852		17	Out	96.8	31.710	92.6		2:52.301	P
3	46.816	97.0	31.170	93.7		1:17.986		18	48.066	95.5	31.129	92.0		1:19.195	
4	46.657	97.0	31.363	93.8		1:18.020		19	47.325	95.2	31.643	91.9		1:18.968	
5	47.335	96.8	32.448	93.2		1:19.783		20	47.254	94.8	30.829	92.4		1:18.083	
6	46.707	96.7	31.355	93.2		1:18.062		21	47.887	86.6	32.461	89.7		1:20.348	
7	46.609	94.9	32.402	91.9		1:19.011		22	48.387	94.7	31.152	92.1		1:19.539	
8	46.912	96.1	31.050	92.4		1:17.962		23	48.881	95.6	31.613	92.1		1:20.494	
9	46.698	96.0	32.753	91.3		1:19.451		24	47.762	94.4	32.557	90.1		1:20.319	
10	47.187	96.4	32.741	91.7		1:19.928		25	47.107	94.7	31.753	91.6		1:18.860	
11	47.644	95.2	31.437	91.2		1:19.081		26	47.733	94.7	31.824	91.7		1:19.557	
12	48.215	95.7	32.085	91.2		1:20.300		27	46.917	94.8	31.512	91.5		1:18.429	
13	47.588	97.4	32.165	91.5		1:19.753		28	48.390	94.7	32.082	91.1		1:20.472	
14	48.490	95.9	31.934	91.1		1:20.424		29	46.923	94.5	31.706	91.0		1:18.629	
15	48.556	97.1	31.688	92.1		1:20.244		30	47.114	95.3	32.181	90.6		1:19.295	

26	John Davison (A)							Lotus Elan 26R						
lap	Sect-1	Speed	Sect-2	Speed		Laptime	Pit	lap	Sect-1	Speed	Sect-2	Speed		Laptime	Pit
1		101.8	29.107	111.7		1:15.428		18	40.064	120.7	27.657	113.6		1:07.721	
2	40.769	114.5	28.838	112.4		1:09.607		19	40.337	121.8				1:11.715	
3	41.331	116.1	28.437	114.4		1:09.768		20	Out	117.3	28.302	114.0		2:30.250	P
4	40.277	119.2	27.751	114.6		1:08.028		21	41.041	121.1	27.836	112.8		1:08.877	
5	39.712	118.8	28.834	114.8		1:08.546		22	40.429	122.0	27.598	114.6		1:08.027	
6	40.108	121.4	27.937	115.0		1:08.045		23	39.881	122.2	27.508	114.6		1:07.389	
7	41.557	120.9	27.731	114.2		1:09.288		24	40.291	121.8	27.554	113.8		1:07.845	
8	40.562	115.9	28.396	113.2		1:08.958		25	39.838	121.6	27.717	113.6		1:07.555	
9	39.702	121.6	27.778	114.8		1:07.480		26	39.657	122.0	27.156	115.2		1:06.813	
10	40.315	117.5	28.468	114.6		1:08.783		27	40.187	119.2	28.497	109.4		1:08.684	
11	41.016	116.7	29.034	112.6		1:10.050		28	40.441	119.4	28.126	114.8		1:08.567	
12	40.659	121.6	27.351	115.8		1:08.010		29	40.456	122.2	27.764	114.4		1:08.220	
13	39.866	120.9	27.817	113.6		1:07.683		30	40.274	120.5	27.667	114.4		1:07.941	
14	39.946	120.5	28.405	113.0		1:08.351		31	40.223	120.3	27.681	113.2		1:07.904	
15	41.099	121.8	28.106	105.1		1:09.205		32	39.700	121.6	27.745	114.0		1:07.445	
16	41.748	117.7	28.903	110.3		1:10.651		33	39.907	122.2	28.026	114.4		1:07.933	
17	41.787	119.0	27.784	113.4		1:09.571		34	40.173	120.9	27.631	113.8		1:07.804	

32	Charles Allison (SRD)							Chevron B8						
lap	Sect-1	Speed	Sect-2	Speed		Laptime	Pit	lap	Sect-1	Speed	Sect-2	Speed		Laptime	Pit
1		126.1	26.575	122.9		1:07.797		19	37.918	126.1	26.367	122.0		1:04.285	
2	37.846	120.7	26.689	120.5		1:04.535		20	37.905	125.2	27.166	119.4		1:05.071	
3	38.224	119.8	26.773	123.4		1:04.997		21	39.567	126.6	26.609	121.1		1:06.176	
4	37.731	124.0	26.639	122.9		1:04.370		22	38.098	118.6	26.791	119.8		1:04.889	
5	37.857	126.6	26.275	121.6		1:04.132		23	37.876	123.4	26.641	121.6		1:04.517	
6	37.951	123.4	26.858	114.2		1:04.809		24	38.578	123.8				1:09.487	
7	38.223	127.6	26.457	123.6		1:04.680		25	Out	122.9	27.059	120.9		2:25.234	P
8	37.447	127.6	26.662	121.8		1:04.109		26	39.166	123.8	27.245	106.1		1:06.411	
9	37.556	126.4	26.397	122.2		1:03.953		27	39.388	123.6	27.398	118.1		1:06.786	
10	37.526	127.6	26.811	123.2		1:04.337		28	38.837	125.0	27.586	111.3		1:06.423	
11	38.053	125.4	26.188	123.4		1:04.241		29	38.990	119.8	26.977	119.1		1:05.967	
12	37.514	128.1	26.080	122.5		1:03.594		30	38.296	125.2	26.791	120.5		1:05.087	
13	37.735	127.6	26.844	114.6		1:04.579		31	38.003	124.5	26.160	121.8		1:04.163	
14	38.686	127.1	26.330	121.6		1:05.016		32	38.249	123.8	26.785	120.7		1:05.034	
15	42.037	119.4	26.710	122.2		1:08.747		33	38.866	123.4	26.805	121.3		1:05.671	
16	38.407	127.3	26.444	122.2		1:04.851		34	38.061	125.0	26.462	120.2		1:04.523	
17	38.107	125.2	26.541	120.9		1:04.648		35	38.056	126.6	26.895	120.5		1:04.951	
18	38.251	124.3	26.357	121.6		1:04.608		36	38.481	127.3	26.295	120.7		1:04.776	

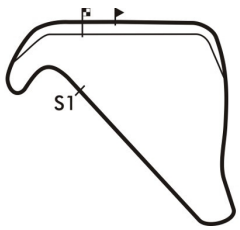

Session Start: 15:42:36 - Finish: 16:22:49
Weather/Track Conditions: Cloud/Dry
Circuit: Silverstone National
Track Length: 2.638 Km - 1.6390 miles

Silverstone Finals Historic Race Meeting - 21 - 22 Oct 2017

HSCC Guards Trophy supported by Dunlop Tyres

Race 5 - Sector Analysis

33	Deeley-Sheppard (INV)							Rawlson CR6							
lap	Sect-1	Speed	Sect-2	Speed		Laptime	Pit	lap	Sect-1	Speed	Sect-2	Speed		Laptime	Pit
1		108.8	29.155	108.0		1:15.447		4	40.184	114.1	27.474	113.8		1:07.658	
2	40.726	116.1	27.657	114.8		1:08.383		5	40.986	86.5				1:25.805	
3	40.343	112.2	27.711	114.4		1:08.054		6							

34	James Schryver (SRD)							Chevron B8							
lap	Sect-1	Speed	Sect-2	Speed		Laptime	Pit	lap	Sect-1	Speed	Sect-2	Speed		Laptime	Pit
1		112.2	26.862	121.3		1:08.345		19	38.188	121.6				1:09.122	
2	37.851	119.4	26.416	121.1		1:04.267		20	Out	111.3	27.040	118.7		2:29.839	P
3	38.265	111.7	26.805	122.2		1:05.070		21	38.341	117.7	26.990	120.0		1:05.331	
4	37.947	119.2	26.363	122.5		1:04.310		22	38.503	119.4	27.438	120.5		1:05.941	
5	38.016	122.2	26.496	118.9		1:04.512		23	37.926	124.7	26.651	120.7		1:04.577	
6	37.577	116.1	26.922	115.6		1:04.499		24	38.306	123.1	26.561	118.5		1:04.867	
7	38.356	125.9	26.183	120.9		1:04.539		25	38.424	120.1	26.409	119.6		1:04.833	
8	37.576	120.3	26.321	119.6		1:03.897		26	38.111	123.8	26.773	119.8		1:04.884	
9	37.500	121.4	26.785	118.1		1:04.285		27	39.323	113.7	27.233	118.3		1:06.556	
10	37.854	125.0	27.256	119.8		1:05.110		28	38.269	124.7	26.128	120.9		1:04.397	
11	38.165	120.9	26.487	121.1		1:04.652		29	38.189	121.6	26.482	120.7		1:04.671	
12	37.392	120.1	26.480	120.0		1:03.872		30	37.801	121.8	26.549	120.7		1:04.350	
13	36.895	126.4	26.499	118.7		1:03.394		31	37.828	123.1	26.366	120.9		1:04.194	
14	38.403	124.7	26.547	120.5		1:04.950		32	38.189	120.5	26.197	121.3		1:04.386	
15	40.667	110.2	27.425	119.1		1:08.092		33	38.296	120.9	26.455	121.1		1:04.751	
16	38.333	123.4	26.937	120.9		1:05.270		34	37.742	122.2	26.725	119.4		1:04.467	
17	39.313	113.2	27.434	118.1		1:06.747		35	38.614	123.4	26.356	121.8		1:04.970	
18	38.328	122.2	26.654	120.0		1:04.982		36	38.651	124.7	26.158	122.0		1:04.809	

37	Gardiner-Cox (D)							TVR Griffith							
lap	Sect-1	Speed	Sect-2	Speed		Laptime	Pit	lap	Sect-1	Speed	Sect-2	Speed		Laptime	Pit
1		113.6	28.029	121.3		1:11.204		19	37.548	123.6	26.898	126.7		1:04.446	
2	38.635	118.8	27.735	123.6		1:06.370		20	37.653	125.7	26.909	127.5		1:04.562	
3	38.030	125.7	27.737	121.6		1:05.767		21	37.351	125.9	26.658	128.2		1:04.009	
4	38.167	122.2	27.649	123.9		1:05.816		22	37.658	122.7	27.093	127.0		1:04.751	
5	37.849	118.4	27.633	123.6		1:05.482		23	38.109	124.7	27.007	125.0		1:05.116	
6	38.096	116.9	28.011	120.7		1:06.107		24	37.472	128.3	27.333	102.4		1:04.805	
7	37.991	116.9	27.757	118.5		1:05.748		25	37.963	129.1	26.662	125.5		1:04.625	
8	39.977	119.4	27.153	123.4		1:07.130		26	37.824	121.8	27.084	123.4		1:04.908	
9	37.696	119.8	26.997	123.9		1:04.693		27	38.351	126.1	27.537	121.8		1:05.888	
10	37.687	117.7	26.916	124.8		1:04.603		28	37.598	127.8	26.860	125.0		1:04.458	
11	38.269	126.4	26.923	123.6		1:05.192		29	38.089	119.2	28.150	120.7		1:06.239	
12	37.810	126.4	27.094	126.0		1:04.904		30	37.776	128.8	26.784	125.5		1:04.560	
13	38.263	121.1	26.971	123.2		1:05.234		31	38.164	118.1	27.472	125.5		1:05.636	
14	37.407	127.3				1:08.403		32	37.906	125.4	27.288	121.6		1:05.194	
15	Out	119.4	27.394	124.3		2:27.444	P	33	38.367	122.2	27.546	112.8		1:05.913	
16	39.110	123.1	27.412	122.9		1:06.522		34	38.904	122.5	27.528	122.7		1:06.432	
17	37.953	126.1	27.135	126.0		1:05.088		35	39.450	116.7	27.951	121.1		1:07.401	
18	37.176	128.1	26.789	127.5		1:03.965		36	39.561	113.4	27.574	117.2		1:07.135	

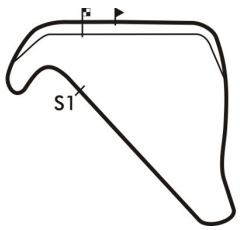

Session Start: 15:42:36 - Finish: 16:22:49
Weather/Track Conditions: Cloud/Dry
Circuit: Silverstone National
Track Length: 2.638 Km - 1.6390 miles

Silverstone Finals Historic Race Meeting - 21 - 22 Oct 2017

HSCC Guards Trophy supported by Dunlop Tyres

Race 5 - Sector Analysis

41	Brian Casey (SRE)							Lenham P69							
lap	Sect-1	Speed	Sect-2	Speed		Laptime	Pit	lap	Sect-1	Speed	Sect-2	Speed		Laptime	Pit
1		111.1	28.953	110.3		1:17.906		19	Out	118.4	27.398	116.8		2:34.374	P
2	41.455	112.6	28.071	115.6		1:09.526		20	39.859	119.0	26.791	119.8		1:06.650	
3	40.303	110.9	27.944	118.1		1:08.247		21	39.041	120.1	26.900	115.8		1:05.941	
4	40.628	111.1	27.787	112.8		1:08.415		22	38.748	122.7	27.330	117.4		1:06.078	
5	40.484	114.5	27.530	118.5		1:08.014		23	40.601	116.7	28.355	115.4		1:08.956	
6	39.604	114.3	27.864	114.0		1:07.468		24	39.418	122.2	27.416	112.6		1:06.834	
7	39.949	121.8	27.753	119.1		1:07.702		25	39.078	113.7	28.121	116.8		1:07.199	
8	40.095	120.5	27.068	115.4		1:07.163		26	39.222	119.4	27.771	111.7		1:06.993	
9	39.335	116.1	27.281	116.8		1:06.616		27	39.245	118.8	27.118	117.4		1:06.363	
10	39.707	113.6	28.255	117.9		1:07.962		28	38.871	121.1	27.017	118.3		1:05.888	
11	41.053	119.2	27.133	118.1		1:08.186		29	39.160	118.6	27.067	120.2		1:06.227	
12	39.009	118.4	27.640	118.9		1:06.649		30	39.041	119.0	27.347	117.9		1:06.388	
13	38.956	119.4	27.166	116.0		1:06.122		31	39.191	115.7	27.476	118.7		1:06.667	
14	39.246	120.5	26.915	117.2		1:06.161		32	39.114	120.5	27.265	120.0		1:06.379	
15	39.371	121.8	26.870	117.4		1:06.241		33	39.578	111.7	28.910	119.6		1:08.488	
16	38.694	122.2	27.503	116.0		1:06.197		34	38.887	121.8	27.242	118.7		1:06.129	
17	40.226	113.2	28.949	115.0		1:09.175		35	38.201	116.5	27.045	118.9		1:05.246	
18	40.594	118.4				1:14.316		36							

48	Hibberd M-Hibberd A (B)							MG B							
lap	Sect-1	Speed	Sect-2	Speed		Laptime	Pit	lap	Sect-1	Speed	Sect-2	Speed		Laptime	Pit
1		95.1	32.283	94.1		1:28.384		16	49.835	88.4	33.540	92.6		1:23.375	
2	47.890	94.1	33.099	93.7		1:20.989		17	47.037	98.1	31.912	93.0		1:18.949	
3	47.476	98.5	31.931	94.2		1:19.407		18	47.607	96.8	32.022	94.1		1:19.629	
4	46.593	98.0	32.246	94.2		1:18.839		19	46.907	97.8	31.647	93.7		1:18.554	
5	47.286	98.7	32.190	93.8		1:19.476		20	46.541	97.5	31.760	92.8		1:18.301	
6	47.063	98.4	31.999	94.1		1:19.062		21	46.550	97.7	32.111	92.8		1:18.661	
7	48.783	99.6	32.183	93.0		1:20.966		22	47.137	97.3	31.797	92.8		1:18.934	
8	46.647	99.3	31.978	94.2		1:18.625		23	46.769	97.5	32.681	92.0		1:19.450	
9	48.699	99.7	32.153	94.0		1:20.852		24	47.277	97.7	31.817	92.4		1:19.094	
10	47.186	99.9	31.628	94.4		1:18.814		25	47.200	96.4	32.103	94.9		1:19.303	
11	47.251	99.7	32.719	94.0		1:19.970		26	47.405	97.8	31.606	94.2		1:19.011	
12	47.316	100.5	31.999	94.4		1:19.315		27	47.411	97.3	31.684	93.8		1:19.095	
13	48.954	101.4	31.480	95.3		1:20.434		28	46.678	98.5	32.218	93.7		1:18.896	
14	46.219	100.3				1:21.923		29	46.272	97.8	31.801	92.9		1:18.073	
15	Out	91.6	33.032	90.5		2:45.359	P	30	46.916	97.4	31.934	91.6		1:18.850	

49	Schryver W-Schryver M (SRD)							Chevron B6							
lap	Sect-1	Speed	Sect-2	Speed		Laptime	Pit	lap	Sect-1	Speed	Sect-2	Speed		Laptime	Pit
1		120.9	26.704	124.1		1:07.193		19	38.157	128.3	26.325	120.2		1:04.482	
2	37.940	121.1	27.020	121.3		1:04.960		20	38.632	124.3	27.157	117.6		1:05.789	
3	38.020	123.6	26.953	121.6		1:04.973		21	38.366	123.8	26.480	121.8		1:04.846	
4	37.889	129.6	26.322	121.3		1:04.211		22	38.229	126.6				1:06.268	
5	38.516	126.4	26.607	115.8		1:05.123		23	Out	122.2	26.880	118.9		2:27.073	P
6	38.074	126.4	27.120	121.8		1:05.194		24	38.782	119.2	26.736	116.6		1:05.518	
7	38.565	128.6	26.420	122.5		1:04.985		25	38.080	126.4	26.397	122.0		1:04.477	
8	37.402	126.4	26.189	123.2		1:03.591		26	37.893	123.6	26.799	121.3		1:04.692	
9	37.565	127.6	26.298	123.2		1:03.863		27	38.038	123.8	26.462	121.6		1:04.500	
10	37.587	129.8	26.923	120.0		1:04.510		28	37.826	127.6	26.673	120.7		1:04.499	
11	37.486	129.1	26.294	122.7		1:03.780		29	38.354	125.0	26.113	121.3		1:04.467	
12	37.493	127.1	26.436	120.5		1:03.929		30	37.812	121.1	26.822	122.0		1:04.634	
13	37.663	129.6	26.507	120.0		1:04.170		31	37.962	125.7	26.563	123.2		1:04.525	
14	38.683	128.3	26.133	122.2		1:04.816		32	38.911	125.2	26.594	121.6		1:05.505	
15	37.438	127.3	26.559	121.8		1:03.997		33	38.006	123.6	26.511	119.4		1:04.517	
16	37.987	129.8	27.172	120.2		1:05.159		34	37.927	127.6	26.640	121.8		1:04.567	
17	37.999	116.9	27.130	118.3		1:05.129		35	38.087	128.3	26.650	121.8		1:04.737	
18	38.432	125.9	26.366	121.6		1:04.798		36	38.614	123.4	26.732	120.7		1:05.346	

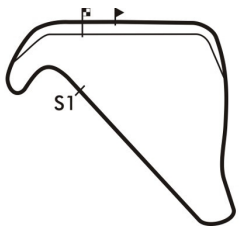

Session Start: 15:42:36 - Finish: 16:22:49
Weather/Track Conditions: Cloud/Dry
Circuit: Silverstone National
Track Length: 2.638 Km - 1.6390 miles

Silverstone Finals Historic Race Meeting - 21 - 22 Oct 2017

HSCC Guards Trophy supported by Dunlop Tyres

Race 5 - Sector Analysis

53	David Garrett (A)							Lotus Elan 26R							
lap	Sect-1	Speed	Sect-2	Speed		Laptime	Pit	lap	Sect-1	Speed	Sect-2	Speed		Laptime	Pit
1		103.1	30.303	109.1		1:19.695		18	42.347	102.3	29.304	108.7		1:11.651	
2	42.884	103.6	29.096	109.6		1:11.980		19	42.081	107.4				1:14.920	
3	42.258	107.7	29.056	109.6		1:11.314		20	Out	111.3	29.560	109.1		2:35.880	P
4	42.017	110.0	29.016	109.6		1:11.033		21	41.926	110.6	29.377	110.3		1:11.303	
5	41.660	114.3	28.816	109.8		1:10.476		22	41.566	114.3	28.950	110.0		1:10.516	
6	41.487	114.3	28.869	107.8		1:10.356		23	42.297	116.1	28.804	110.2		1:11.101	
7	42.560	111.7	29.439	108.9		1:11.999		24	41.587	114.7	28.867	109.8		1:10.454	
8	41.618	112.2	28.946	109.4		1:10.564		25	41.688	113.7	28.644	109.4		1:10.332	
9	42.021	111.5	29.750	107.1		1:11.771		26	41.896	116.3	28.669	110.3		1:10.565	
10	41.924	111.7	29.031	110.0		1:10.955		27	41.713	113.9	29.005	102.6		1:10.718	
11	41.597	113.0	28.941	110.5		1:10.538		28	41.486	112.0	29.261	109.6		1:10.747	
12	42.091	112.2	28.853	110.2		1:10.944		29	42.237	114.3	28.849	110.2		1:11.086	
13	41.261	111.8	29.044	110.0		1:10.305		30	41.490	112.0	28.951	111.3		1:10.441	
14	41.617	110.4	28.984	109.1		1:10.601		31	41.707	109.1	29.707	109.1		1:11.414	
15	41.542	111.3	29.094	108.3		1:10.636		32	42.302	112.8	29.224	110.2		1:11.526	
16	42.388	108.1	29.137	107.3		1:11.525		33	41.591	111.5	28.837	108.7		1:10.428	
17	42.922	109.7	29.540	108.7		1:12.462		34							

55	Shaw-Barter (A)							Lotus Elan GTS							
lap	Sect-1	Speed	Sect-2	Speed		Laptime	Pit	lap	Sect-1	Speed	Sect-2	Speed		Laptime	Pit
1		97.7	30.543	107.3		1:19.367		18	41.701	112.8	28.957	108.0		1:10.658	
2	42.162	112.2	29.031	107.6		1:11.193		19	41.719	113.4	29.201	106.2		1:10.920	
3	42.619	111.1	29.287	107.8		1:11.906		20	42.242	115.7	29.064	104.1		1:11.306	
4	41.721	114.7	28.802	108.3		1:10.523		21	41.920	113.2	28.830	108.2		1:10.750	
5	41.777	114.5	28.717	108.2		1:10.494		22	41.245	113.4	28.747	107.5		1:09.992	
6	41.793	108.9	29.308	107.1		1:11.101		23	42.943	115.7	28.382	108.2		1:11.325	
7	42.351	113.4	29.545	107.1		1:11.896		24	41.094	114.3	29.609	107.5		1:10.703	
8	41.415	113.7	28.983	106.1		1:10.398		25	41.083	115.7	28.496	109.4		1:09.579	
9	41.993	112.4	29.921	105.6		1:11.914		26	42.224	115.7	28.937	107.5		1:11.161	
10	41.645	113.2	29.118	107.8		1:10.763		27	41.826	114.5	28.544	108.9		1:10.370	
11	41.563	113.0	28.731	108.2		1:10.294		28	41.084	117.3	28.433	108.2		1:09.517	
12	41.828	103.6	29.022	108.5		1:10.850		29	41.578	114.3	29.185	106.9		1:10.763	
13	41.602	114.9	28.965	107.8		1:10.567		30	41.355	114.1	28.578	107.8		1:09.933	
14	41.708	108.9				1:13.458		31	41.562	114.1	28.444	107.8		1:10.006	
15	Out	107.2	29.170	106.1		2:38.333	P	32	41.723	113.9	28.699	107.3		1:10.422	
16	42.877	111.8	29.177	107.1		1:12.054		33	41.478	114.9	28.812	107.3		1:10.290	
17	42.260	113.2	28.953	107.5		1:11.213		34							

60	Andrew Hayden (C)							Austin Healey 3000 Mk2							
lap	Sect-1	Speed	Sect-2	Speed		Laptime	Pit	lap	Sect-1	Speed	Sect-2	Speed		Laptime	Pit
1		94.1	31.860	99.2		1:23.781		17	43.285	108.6	31.048	105.1		1:14.333	
2	45.159	93.3	32.050	99.9		1:17.209		18	42.979	109.1	30.782	101.8		1:13.761	
3	44.861	100.3	31.169	101.5		1:16.030		19	43.984	104.7	30.635	106.1		1:14.619	
4	44.958	98.4	31.131	104.7		1:16.089		20	43.553	107.0	30.445	107.8		1:13.998	
5	45.653	104.5	30.439	105.2		1:16.092		21	43.576	104.4	30.336	107.8		1:13.912	
6	44.417	101.5	31.217	105.4		1:15.634		22	43.902	112.0	29.896	107.3		1:13.798	
7	44.401	103.2	31.886	101.8		1:16.287		23	44.128	106.2	30.516	103.9		1:14.644	
8	43.751	106.4	30.793	105.4		1:14.544		24	43.655	105.4	30.289	106.4		1:13.944	
9	43.759	111.1	30.944	102.8		1:14.703		25	43.953	104.7	30.306	106.2		1:14.259	
10	43.838	104.0	31.665	103.7		1:15.503		26	44.271	113.2	30.499	108.3		1:14.770	
11	43.232	104.0	30.729	107.3		1:13.961		27	42.734	113.2	30.380	108.5		1:13.114	
12	44.444	111.7	30.112	102.9		1:14.556		28	42.808	110.6	30.711	102.3		1:13.519	
13	44.328	110.7	30.156	107.6		1:14.484		29	43.540	103.9	30.653	107.3		1:14.193	
14	43.051	111.8				1:16.655		30	43.653	106.0	30.610	106.1		1:14.263	
15	Out	108.1	30.644	106.6		2:39.925	P	31	43.480	107.5	31.097	97.9		1:14.577	
16	43.526	107.5	31.411	99.8		1:14.937		32	45.045	102.5	31.040	99.6		1:16.085	

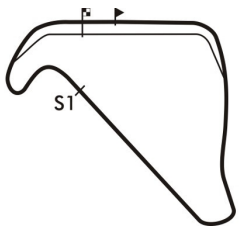

Session Start: 15:42:36 - Finish: 16:22:49
Weather/Track Conditions: Cloud/Dry
Circuit: Silverstone National
Track Length: 2.638 Km - 1.6390 miles

Silverstone Finals Historic Race Meeting - 21 - 22 Oct 2017

HSCC Guards Trophy supported by Dunlop Tyres

Race 5 - Sector Analysis

66	Hadfield S-Hadfield J (SRC)						Elva Mk7S						
lap	Sect-1	Speed	Sect-2	Speed		Laptime	Pit	lap	Sect-1	Speed	Sect-2	Speed		Laptime	Pit
1		126.4	26.862	124.8		1:06.886		19	Out	100.0	28.876	117.2		2:36.243	P
2	38.006	121.8	27.099	118.7		1:05.105		20	41.194	104.0	28.443	115.8		1:09.637	
3	37.786	125.2	27.047	124.3		1:04.833		21	40.408	104.5	28.855	112.0		1:09.263	
4	37.381	129.1	26.850	122.7		1:04.231		22	40.206	113.0	27.442	120.5		1:07.648	
5	37.405	126.6	27.028	122.7		1:04.433		23	39.858	105.0	28.564	112.8		1:08.422	
6	37.454	122.2	27.395	118.7		1:04.849		24	39.718	105.4	27.628	122.5		1:07.346	
7	38.020	129.6	26.645	121.6		1:04.665		25	39.443	112.8	28.029	120.2		1:07.472	
8	37.231	129.3	26.461	125.0		1:03.692		26	39.766	107.5	27.623	120.5		1:07.389	
9	36.952	131.1	26.630	124.8		1:03.582		27	38.561	114.3	27.647	120.5		1:06.208	
10	37.406	131.6	26.850	125.5		1:04.256		28	39.595	104.4	28.551	111.5		1:08.146	
11	36.837	131.6	26.604	124.1		1:03.441		29	39.352	113.9	27.496	118.7		1:06.848	
12	37.190	126.9	26.640	124.3		1:03.830		30	40.075	114.7	27.752	119.1		1:07.827	
13	36.805	121.6	27.429	125.5		1:04.234		31	39.925	113.2	27.211	121.6		1:07.136	
14	38.067	131.8	26.542	125.0		1:04.609		32	39.089	113.9	27.202	123.4		1:06.291	
15	37.091	129.6	26.892	122.7		1:03.983		33	39.249	111.1	27.674	122.2		1:06.923	
16	37.990	132.6	26.512	125.3		1:04.502		34	40.666	120.1	27.127	122.0		1:07.793	
17	37.050	129.8	27.260	122.7		1:04.310		35	39.509	111.3	27.504	119.6		1:07.013	
18	38.000	122.2				1:07.860		36	38.321	117.5	27.524	108.9		1:05.845	

77	Bob Brooks (SRB)						Merlyn Mk6						
lap	Sect-1	Speed	Sect-2	Speed		Laptime	Pit	lap	Sect-1	Speed	Sect-2	Speed		Laptime	Pit
1		106.5	28.117	118.7		1:12.255		19	40.656	122.5	27.725	113.8		1:08.381	
2	39.224	114.9	27.934	118.5		1:07.158		20	39.551	120.1	27.390	118.5		1:06.941	
3	39.950	114.5	28.014	116.4		1:07.964		21	38.813	123.8	27.665	118.9		1:06.478	
4	39.645	113.4	27.681	117.4		1:07.326		22	38.963	122.7	27.373	118.1		1:06.336	
5	39.218	120.9	27.796	118.1		1:07.014		23	39.266	119.8	27.396	118.7		1:06.662	
6	39.674	114.3	27.912	117.6		1:07.586		24	39.191	124.0	27.606	117.0		1:06.797	
7	39.674	120.3	27.688	117.6		1:07.362		25	40.192	112.6	28.397	118.1		1:08.589	
8	39.261	121.4	27.603	114.6		1:06.864		26	40.064	120.1	27.517	118.7		1:07.581	
9	40.752	122.5	28.245	117.9		1:08.997		27	39.164	116.1	27.335	117.6		1:06.499	
10	39.126	123.1	27.242	118.1		1:06.368		28	38.924	123.4	27.343	114.0		1:06.267	
11	39.145	113.0				1:10.975		29	39.046	122.7	27.313	119.4		1:06.359	
12	Out	120.1	27.785	116.6		2:24.543	P	30	39.186	122.7	27.919	109.4		1:07.105	
13	38.963	119.8	27.619	118.1		1:06.582		31	39.473	116.3	27.629	119.4		1:07.102	
14	39.239	126.1	27.317	117.6		1:06.556		32	39.732	115.1	27.420	119.1		1:07.152	
15	38.968	119.6	27.344	117.6		1:06.312		33	38.856	118.1	27.867	118.3		1:06.723	
16	39.204	121.8	28.405	104.4		1:07.609		34	39.063	122.0	27.966	118.9		1:07.029	
17	39.176	117.7	28.025	116.0		1:07.201		35	39.438	124.3	27.190	118.9		1:06.628	
18	40.419	113.7	28.140	116.2		1:08.559		36							

82	Bob Binfield (C)						Jaguar E-type						
lap	Sect-1	Speed	Sect-2	Speed		Laptime	Pit	lap	Sect-1	Speed	Sect-2	Speed		Laptime	Pit
1		93.6	32.096	101.8		1:23.619		15	44.662	101.4	30.970	105.1		1:15.632	
2	44.879	94.5	32.191	101.0		1:17.070		16	43.541	100.8	32.003	102.4		1:15.544	
3	44.845	97.8	31.205	99.5		1:16.050		17	44.479	103.2	30.629	103.9		1:15.108	
4	44.785	97.1	31.163	103.4		1:15.948		18	43.723	103.2	31.200	102.1		1:14.923	
5	44.636	99.0	30.955	105.4		1:15.591		19	43.646	101.4	30.393	105.7		1:14.039	
6	44.326	99.4	31.099	105.4		1:15.425		20	43.362	102.8	30.824	103.6		1:14.186	
7	44.772	100.5	30.754	105.6		1:15.526		21	43.790	105.2	30.448	106.4		1:14.238	
8	43.601	102.3	30.867	106.4		1:14.468		22	43.128	108.4	30.642	107.6		1:13.770	
9	43.830	104.2	30.636	106.4		1:14.466		23	44.017	106.2	30.640	106.9		1:14.657	
10	43.529	106.7	30.629	101.3		1:14.158		24	43.491	107.4	30.470	105.4		1:13.961	
11	43.885	104.9	30.540	105.2		1:14.425		25	43.747	103.2	30.363	101.3		1:14.110	
12	43.790	105.8	30.738	105.2		1:14.528		26	45.917	104.5	30.248	106.4		1:16.165	
13	44.193	100.6				1:19.933		27	42.997	105.8	30.488	91.0		1:13.485	
14	Out	99.9	31.452	101.6		2:35.853	P	28							

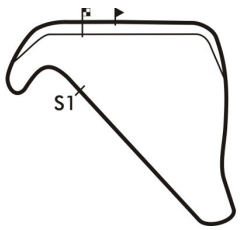

Session Start: 15:42:36 - Finish: 16:22:49
Weather/Track Conditions: Cloud/Dry
Circuit: Silverstone National
Track Length: 2.638 Km - 1.6390 miles

Silverstone Finals Historic Race Meeting - 21 - 22 Oct 2017

HSCC Guards Trophy supported by Dunlop Tyres

Race 5 - Sector Analysis

84	Keers-Trafford-Stanley (B)							MG B						
lap	Sect-1	Speed	Sect-2	Speed		Laptime	Pit	lap	Sect-1	Speed	Sect-2	Speed		Laptime	Pit
1		95.9	31.261	97.6		1:25.073		17	Out	96.3	33.219	92.5		2:37.110	P
2	45.489	99.6	31.558	97.3		1:17.047		18	46.444	100.9	31.430	95.6		1:17.874	
3	45.897	100.9	30.812	96.6		1:16.709		19	45.687	100.9	31.572	96.0		1:17.259	
4	44.927	101.8	30.867	95.9		1:15.794		20	45.779	100.8	31.606	95.3		1:17.385	
5	44.997	103.2	30.787	97.1		1:15.784		21	45.629	101.1	31.559	95.6		1:17.188	
6	45.588	101.4	30.383	97.6		1:15.971		22	46.045	101.4	31.430	95.7		1:17.475	
7	44.823	103.6	30.415	96.4		1:15.238		23	45.659	101.1	31.298	94.6		1:16.957	
8	44.977	104.4	30.102	97.6		1:15.079		24	45.599	101.8	31.330	96.0		1:16.929	
9	44.456	103.7	30.429	96.6		1:14.885		25	45.481	102.0	31.177	96.1		1:16.658	
10	54.545	101.4	30.994	96.4		1:25.539		26	45.956	102.1	31.367	95.6		1:17.323	
11	44.442	102.5	30.080	97.1		1:14.522		27	46.006	101.7	31.348	95.2		1:17.354	
12	45.063	102.6	30.020	97.1		1:15.083		28	46.314	102.1	31.269	94.9		1:17.583	
13	45.304	101.5	30.188	96.1		1:15.492		29	45.472	100.8	31.089	96.0		1:16.561	
14	44.664	102.8	31.133	95.5		1:15.797		30	45.782	100.6	31.049	95.7		1:16.831	
15	45.631	102.1	30.457	96.7		1:16.088		31	45.865	101.5	31.049	95.6		1:16.914	
16	45.378	101.8				1:19.744		32							

90	Martin Whitlock (B)							MG B						
lap	Sect-1	Speed	Sect-2	Speed		Laptime	Pit	lap	Sect-1	Speed	Sect-2	Speed		Laptime	Pit
1		95.5	34.326	95.0		1:31.190		16	Out	98.8	33.209	94.9		2:45.637	P
2	49.334	97.1	32.853	95.6		1:22.187		17	47.132	99.4	33.267	96.6		1:20.399	
3	48.053	96.7	32.930	97.4		1:20.983		18	46.277	99.0	32.473	97.1		1:18.750	
4	48.242	99.1	33.233	94.5		1:21.475		19	45.379	102.3	31.585	98.3		1:16.964	
5	47.615	101.1	32.868	95.0		1:20.483		20	45.737	103.2	31.467	98.0		1:17.204	
6	47.680	102.3	32.576	97.0		1:20.256		21	45.758	103.7	30.992	99.0		1:16.750	
7	46.043	103.1	31.935	97.6		1:17.978		22	45.717	97.4	31.350	97.7		1:17.067	
8	47.063	100.3	32.574	97.9		1:19.637		23	45.262	103.1	31.970	97.0		1:17.232	
9	46.221	101.8	31.737	97.7		1:17.958		24	45.792	103.9	32.171	96.7		1:17.963	
10	45.934	104.0	31.881	97.9		1:17.815		25	46.331	101.4	31.483	97.1		1:17.814	
11	45.664	103.7	31.480	97.9		1:17.144		26	45.831	103.6	31.589	97.4		1:17.420	
12	46.238	104.2	31.584	96.6		1:17.822		27	45.419	99.0	31.313	98.5		1:16.732	
13	47.643	104.2	31.704	97.3		1:19.347		28	46.231	99.0	31.543	97.6		1:17.774	
14	45.843	102.9	33.129	96.1		1:18.972		29	45.008	103.9	32.127	96.0		1:17.135	
15	47.443	103.1				1:23.090		30	45.321	99.3	31.838	98.3		1:17.159	

91	Paul Knapton (D)							TVR Griffiths						
lap	Sect-1	Speed	Sect-2	Speed		Laptime	Pit	lap	Sect-1	Speed	Sect-2	Speed		Laptime	Pit
1		114.3	28.904	111.5		1:14.626		18	39.762	120.3	28.333	119.1		1:08.095	
2	40.215	108.8	28.732	118.5		1:08.947		19	39.569	117.3	28.533	116.0		1:08.102	
3	39.511	117.5	29.132	114.2		1:08.643		20	40.802	116.9	28.485	121.6		1:09.287	
4	40.489	117.3	28.341	118.7		1:08.830		21	40.449	110.0				1:13.218	
5	39.976	103.7	29.239	118.7		1:09.215		22	Out	110.6	28.854	114.4		2:34.091	P
6	39.203	116.3	28.704	117.0		1:07.907		23	40.147	116.9	28.377	122.2		1:08.524	
7	40.313	114.1	28.235	117.0		1:08.548		24	39.628	116.5	28.729	116.4		1:08.357	
8	40.008	116.5	29.019	118.9		1:09.027		25	41.400	114.7	28.696	120.0		1:10.096	
9	39.874	112.8	28.778	116.6		1:08.652		26	39.841	109.7	28.997	120.0		1:08.838	
10	39.715	125.2	28.535	115.0		1:08.250		27	39.905	120.7	28.318	120.9		1:08.223	
11	40.667	120.7	29.136	105.2		1:09.803		28	39.597	118.6	28.841	122.0		1:08.438	
12	39.944	119.0	28.184	120.7		1:08.128		29	40.096	117.3	28.408	117.6		1:08.504	
13	39.346	119.6	28.132	118.9		1:07.478		30	40.851	120.9	28.715	117.6		1:09.566	
14	39.895	120.7	28.193	118.3		1:08.088		31	40.732	115.9	28.638	118.3		1:09.370	
15	41.947	117.3	28.963	108.2		1:10.910		32	40.183	116.7	28.881	117.0		1:09.064	
16	40.637	117.9	29.328	115.8		1:09.965		33	42.149	106.7	29.085	119.4		1:11.234	
17	40.112	122.2	28.499	112.4		1:08.611		34	40.663	107.0	28.722	118.3		1:09.385	

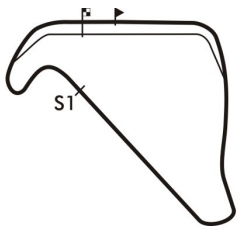

Session Start: 15:42:36 - Finish: 16:22:49
Weather/Track Conditions: Cloud/Dry
Circuit: Silverstone National
Track Length: 2.638 Km - 1.6390 miles

Silverstone Finals Historic Race Meeting - 21 - 22 Oct 2017

HSCC Guards Trophy supported by Dunlop Tyres

Race 5 - Sector Analysis

99	Bianchi T-Bianchi P (C)							Austin Healey 3000							
lap	Sect-1	Speed	Sect-2	Speed		Laptime	Pit	lap	Sect-1	Speed	Sect-2	Speed		Laptime	Pit
1		94.0	31.092	103.6		1:23.989		17	44.444	103.7	31.082	102.4		1:15.526	
2	45.715	95.2	31.567	106.2		1:17.282		18	45.764	106.0				1:21.982	
3	45.106	98.1	30.847	105.2		1:15.953		19	Out	89.4	34.091	98.2		2:51.473	P
4	45.508	100.5	30.770	106.1		1:16.278		20	46.738	96.8	33.310	96.6		1:20.048	
5	44.635	105.5	30.524	105.6		1:15.159		21	46.315	97.4	32.853	100.6		1:19.168	
6	44.566	101.7	30.837	107.3		1:15.403		22	46.421	95.2	33.270	97.6		1:19.691	
7	45.161	106.4	30.744	105.7		1:15.905		23	46.587	96.1	33.047	100.1		1:19.634	
8	44.313	106.4	30.355	106.8		1:14.668		24	45.570	93.2	33.345	96.7		1:18.915	
9	44.334	105.5	30.623	102.8		1:14.957		25	46.874	99.6	32.663	101.2		1:19.537	
10	44.140	108.4	31.183	105.9		1:15.323		26	45.786	96.1	32.546	99.6		1:18.332	
11	44.014	106.4	30.429	105.6		1:14.443		27	46.565	97.1	32.269	99.2		1:18.834	
12	44.455	110.0	30.477	101.3		1:14.932		28	45.261	99.3	31.776	102.9		1:17.037	
13	45.416	100.3	31.136	105.7		1:16.552		29	46.243	108.1	31.925	97.6		1:18.168	
14	44.418	106.2	30.831	105.4		1:15.249		30	45.110	109.1	31.360	101.3		1:16.470	
15	44.594	102.9	30.979	103.9		1:15.573		31	45.045	107.4	31.599	100.3		1:16.644	
16	44.325	107.0	30.867	103.9		1:15.192		32							

112	Johan Denekamp (A)							Marcos 1800 GT							
lap	Sect-1	Speed	Sect-2	Speed		Laptime	Pit	lap	Sect-1	Speed	Sect-2	Speed		Laptime	Pit
1		90.6	33.561	93.8		1:31.322		16	48.866	93.7	33.761	90.8		1:22.627	
2	48.307	90.7	33.644	91.3		1:21.951		17	48.660	94.4	33.965	90.7		1:22.625	
3	47.770	92.8	33.223	94.2		1:20.993		18	50.014	92.6	34.363	89.6		1:24.377	
4	47.629	93.6	33.761	93.6		1:21.390		19	48.206	94.1	34.192	87.8		1:22.398	
5	47.337	93.7	33.347	95.0		1:20.684		20	49.173	94.5	34.383	87.3		1:23.556	
6	47.488	94.0	33.674	92.2		1:21.162		21	49.117	96.3	34.104	89.7		1:23.221	
7	46.689	93.7	32.935	92.8		1:19.624		22	48.781	91.4	34.503	88.6		1:23.284	
8	47.193	100.2	32.478	94.4		1:19.671		23	48.577	91.9	34.025	90.6		1:22.602	
9	47.933	99.0	33.081	91.7		1:21.014		24	48.600	94.4	33.818	89.7		1:22.418	
10	48.097	95.6				1:29.149		25	49.967	93.5	34.092	87.9		1:24.059	
11	Out	93.6	33.530	90.8		2:49.632	P	26	50.026	90.9	35.145	87.8		1:25.171	
12	47.624	93.9	33.541	92.0		1:21.165		27	49.543	92.9	34.420	86.1		1:23.963	
13	48.975	94.0	34.102	88.9		1:23.077		28	50.863	90.4	34.687	87.1		1:25.550	
14	47.957	97.1	33.620	91.2		1:21.577		29	49.618	96.7	34.028	82.8		1:23.646	
15	48.965	91.3	34.197	90.0		1:23.162		30							

132	Tim Jacobsen (B)							MG B							
lap	Sect-1	Speed	Sect-2	Speed		Laptime	Pit	lap	Sect-1	Speed	Sect-2	Speed		Laptime	Pit
1		99.3	31.390	98.2		1:24.725		17	44.543	103.6	30.509	97.4		1:15.052	
2	45.471	99.3	31.526	98.2		1:16.997		18	45.987	102.6				1:21.723	
3	46.619	102.8	30.889	98.6		1:17.508		19	Out	102.6	30.365	97.4		2:45.403	P
4	44.372	103.7	30.837	98.6		1:15.209		20	44.159	102.9	30.178	97.6		1:14.337	
5	45.001	103.4	30.476	98.5		1:15.477		21	44.151	103.7	30.750	98.2		1:14.901	
6	45.131	103.2	30.497	98.7		1:15.628		22	44.717	102.5	30.295	97.6		1:15.012	
7	44.925	104.7	30.226	99.2		1:15.151		23	44.683	102.5	30.244	98.0		1:14.927	
8	44.688	105.8	30.103	98.3		1:14.791		24	44.226	104.0	30.842	97.1		1:15.068	
9	44.558	105.0	30.978	98.0		1:15.536		25	44.706	102.9	30.484	97.7		1:15.190	
10	44.335	104.5	31.012	99.0		1:15.347		26	45.382	101.7	30.980	97.6		1:16.362	
11	44.740	104.5	30.907	98.3		1:15.647		27	45.520	101.4	30.651	97.0		1:16.171	
12	44.692	104.2	30.899	97.1		1:15.591		28	45.516	102.1	31.800	95.9		1:17.316	
13	45.144	104.0	30.020	98.0		1:15.164		29	45.095	101.4	30.610	97.3		1:15.705	
14	43.976	104.7	30.349	98.0		1:14.325		30	46.909	102.0	30.392	97.0		1:17.301	
15	44.783	104.4	31.046	98.3		1:15.829		31	44.734	102.0	30.403	93.7		1:15.137	
16	44.492	104.0	31.498	97.1		1:15.990		32							

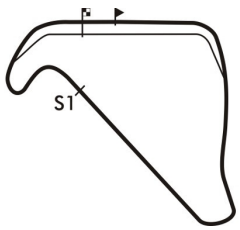

Session Start: 15:42:36 - Finish: 16:22:49
Weather/Track Conditions: Cloud/Dry
Circuit: Silverstone National
Track Length: 2.638 Km - 1.6390 miles

Silverstone Finals Historic Race Meeting - 21 - 22 Oct 2017

HSCC Guards Trophy supported by Dunlop Tyres

Race 5 - Sector Analysis

158	Claus Bjerglund (D)							TVR Griffiths							
lap	Sect-1	Speed	Sect-2	Speed		Laptime	Pit	lap	Sect-1	Speed	Sect-2	Speed		Laptime	Pit
1		99.6	29.898	113.6		1:17.520		17	42.718	109.1	29.961	103.9		1:12.679	
2	41.385	97.8	29.216	114.4		1:10.601		18	42.283	109.7	29.115	110.2		1:11.398	
3	41.130	108.8	29.166	113.8		1:10.296		19	42.300	109.7	29.328	108.5		1:11.628	
4	42.125	109.8	29.101	112.4		1:11.226		20	41.907	112.2	29.043	109.6		1:10.950	
5	42.312	112.0	29.104	112.4		1:11.416		21	42.601	109.8	29.759	100.3		1:12.360	
6	41.689	105.7				1:18.495		22	41.814	117.5	28.677	110.2		1:10.491	
7	Out	103.7	29.687	106.2		1:49.990	P	23	42.790	108.2	29.213	101.6		1:12.003	
8	42.003	106.0	30.022	108.9		1:12.025		24	42.552	114.1	28.931	109.2		1:11.483	
9	42.964	103.6	29.747	109.4		1:12.711		25	41.674	114.3	29.165	108.9		1:10.839	
10	44.359	111.7	29.083	112.6		1:13.442		26	41.051	115.5	28.697	114.6		1:09.748	
11	42.062	105.0	30.315	106.9		1:12.377		27	40.564	122.2	27.766	118.9		1:08.330	
12	45.181	106.4	29.336	109.1		1:14.517		28	40.186	120.9	29.003	110.3		1:09.189	
13	42.253	107.7	29.453	108.5		1:11.706		29	40.105	120.9	27.916	119.8		1:08.021	
14	42.301	107.0				1:17.745		30	42.826	117.7	28.562	114.4		1:11.388	
15	Out	108.1	29.892	101.6		2:40.071	P	31	42.165	113.9	28.830	112.6		1:10.995	
16	43.851	102.6	30.346	107.1		1:14.197		32	42.491	103.6	29.332	107.6		1:11.823	

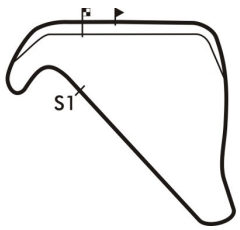

Session Start: 15:42:36 - Finish: 16:22:49
Weather/Track Conditions: Cloud/Dry
Circuit: Silverstone National
Track Length: 2.638 Km - 1.6390 miles

Silverstone Finals Historic Race Meeting - 21 - 22 Oct 2017

HSCC Guards Trophy supported by Dunlop Tyres

Race 5 - Best Sector Times

	SECTOR 1			SECTOR 2		
	NO	TIME	LAP	NO	TIME	LAP
1	66	36.805	13	32	26.080	12
2	34	36.895	13	49	26.113	29
3	37	37.176	18	34	26.128	28
4	49	37.402	8	66	26.461	8
5	32	37.447	8	14	26.615	8
6	16	37.800	12	16	26.629	21
7	14	37.808	10	37	26.658	21
8	41	38.201	35	41	26.791	20
9	6	38.317	23	23	26.971	30
10	24	38.478	31	6	27.012	33
11	77	38.813	21	26	27.156	26
12	23	38.979	22	77	27.190	35
13	91	39.203	6	24	27.355	32
14	10	39.345	18	33	27.474	4
15	26	39.657	26	158	27.766	27
16	158	40.105	29	10	27.986	33
17	33	40.184	4	91	28.132	13
18	55	41.083	25	55	28.382	23
19	53	41.261	13	53	28.644	25
20	60	42.734	27	60	29.896	22
21	82	42.997	27	84	30.020	12
22	132	43.976	14	132	30.020	13
23	99	44.014	11	82	30.248	26
24	84	44.442	11	99	30.355	8
25	90	45.008	29	25	30.829	20
26	48	46.219	14	90	30.992	21
27	25	46.609	7	48	31.480	13
28	112	46.689	7	112	32.478	8

IDEAL / BEST LAP COMPARISON

NO	NAME	BEST	IN	IDEAL	DIFF
34	James Schryver	1:03.394	13	1:03.023	+0.371
66	Hadfield S-Hadfield J	1:03.441	11	1:03.266	+0.175
49	Schryver W-Schryver M	1:03.591	8	1:03.515	+0.076
32	Charles Allison	1:03.594	12	1:03.527	+0.067
37	Gardiner-Cox	1:03.965	18	1:03.834	+0.131
14	John Spiers	1:04.680	10	1:04.423	+0.257
16	Phillip Nelson	1:04.744	12	1:04.429	+0.315
41	Brian Casey	1:05.246	35	1:04.992	+0.254
6	Thompson-McClurg	1:05.379	33	1:05.329	+0.050
24	Nick Pancisi	1:05.918	32	1:05.833	+0.085
23	Darren Wilson	1:05.995	22	1:05.950	+0.045
77	Bob Brooks	1:06.267	28	1:06.003	+0.264
26	John Davison	1:06.813	26	1:06.813	+0.000
91	Paul Knapton	1:07.478	13	1:07.335	+0.143
10	McCarthy-Tizzard	1:07.641	11	1:07.331	+0.310
158	Claus Bjerglund	1:08.021	29	1:07.871	+0.150
55	Shaw-Barter	1:09.517	28	1:09.465	+0.052
53	David Garrett	1:10.305	13	1:09.905	+0.400
60	Andrew Hayden	1:13.114	27	1:12.630	+0.484
132	Tim Jacobsen	1:14.325	14	1:13.996	+0.329
99	Bianchi T-Bianchi P	1:14.443	11	1:14.369	+0.074
84	Keers-Trafford-Stanley	1:14.522	11	1:14.462	+0.060
90	Martin Whitlock	1:16.732	27	1:16.000	+0.732
25	Peter Illingworth	1:17.962	8	1:17.438	+0.524
48	Hibberd M-Hibberd A	1:18.073	29	1:17.699	+0.374
112	Johan Denekamp	1:19.624	7	1:19.167	+0.457
33	Deeley-Sheppard	1:07.658	4	1:07.658	+0.000
82	Bob Binfield	1:13.485	27	1:13.245	+0.240

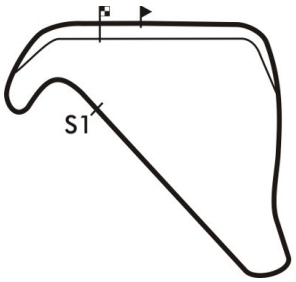

Session Start: 15:42:36 - Finish: 16:22:49
Weather/Track Conditions: Cloud/Dry
Circuit: Silverstone National
Track Length: 2.638 Km - 1.6390 miles

Silverstone Finals Historic Race Meeting - 21 - 22 Oct 2017

HSCC Guards Trophy supported by Dunlop Tyres

Race 5 - Best Sector Speeds

	NO	SECTOR 1	MPH	NO	SECTOR 2	MPH
1	66	Hadfield S-Hadfield J	132.6	37	Gardiner-Cox	128.2
2	14	John Spiers	132.1	14	John Spiers	126.7
3	49	Schryver W-Schryver M	129.8	66	Hadfield S-Hadfield J	125.5
4	37	Gardiner-Cox	129.1	49	Schryver W-Schryver M	124.1
5	16	Phillip Nelson	128.3	32	Charles Allison	123.6
6	32	Charles Allison	128.1	16	Phillip Nelson	122.5
7	24	Nick Pancisi	127.6	34	James Schryver	122.5
8	23	Darren Wilson	126.6	91	Paul Knapton	122.2
9	34	James Schryver	126.4	6	Thompson-McClurg	121.8
10	77	Bob Brooks	126.1	41	Brian Casey	120.2
11	91	Paul Knapton	125.2	158	Claus Bjerglund	119.8
12	6	Thompson-McClurg	123.4	10	McCarthy-Tizzard	119.4
13	41	Brian Casey	122.7	77	Bob Brooks	119.4
14	26	John Davison	122.2	23	Darren Wilson	118.5
15	158	Claus Bjerglund	122.2	24	Nick Pancisi	117.4
16	10	McCarthy-Tizzard	120.1	26	John Davison	115.8
17	55	Shaw-Barter	117.3	33	Deeley-Sheppard	114.8
18	53	David Garrett	116.3	53	David Garrett	111.3
19	33	Deeley-Sheppard	116.1	55	Shaw-Barter	109.4
20	60	Andrew Hayden	113.2	60	Andrew Hayden	108.5
21	99	Bianchi T-Bianchi P	110.0	82	Bob Binfield	107.6
22	82	Bob Binfield	108.4	99	Bianchi T-Bianchi P	107.3
23	132	Tim Jacobsen	105.8	132	Tim Jacobsen	99.2
24	84	Keers-Trafford-Stanley	104.4	90	Martin Whitlock	99.0
25	90	Martin Whitlock	104.2	84	Keers-Trafford-Stanley	97.6
26	48	Hibberd M-Hibberd A	101.4	48	Hibberd M-Hibberd A	95.3
27	112	Johan Denekamp	100.2	112	Johan Denekamp	95.0
28	25	Peter Illingworth	97.4	25	Peter Illingworth	94.9

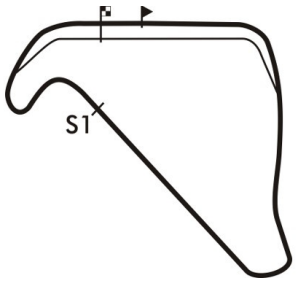

Session Start: 15:42:36 - Finish: 16:22:49
Weather/Track Conditions: Cloud/Dry
Circuit: Silverstone National
Track Length: 2.638 Km - 1.6390 miles

Silverstone Finals Historic Race Meeting - 21 - 22 Oct 2017

HSCC Guards Trophy supported by Dunlop Tyres

Race 5 - Lap Chart

Lap 1			Lap 2			Lap 3			Lap 4			Lap 5			Lap 6		
NO	Behind	Laptime	NO	Behind	Laptime	NO	Behind	Laptime	NO	Behind	Laptime	NO	Behind	Laptime	NO	Behind	Laptime
66		1:06.886	66		1:05.105	66		1:04.833	66		1:04.231	66		1:04.433	66		1:04.849
49	0.307	1:07.193	49	0.162	1:04.960	49	0.302	1:04.973	49	0.282	1:04.211	32	0.343	1:04.132	84	1 LAP	1:15.784
32	0.911	1:07.797	32	0.341	1:04.535	32	0.505	1:04.997	32	0.644	1:04.370	49	0.972	1:05.123	32	0.303	1:04.809
34	1.459	1:08.345	34	0.621	1:04.267	34	0.858	1:05.070	34	0.937	1:04.310	34	1.016	1:04.512	34	0.666	1:04.499
16	2.457	1:09.343	16	2.676	1:05.324	16	3.431	1:05.588	16	4.544	1:05.344	48	1 LAP	1:18.839	49	1.317	1:05.194
14	3.901	1:10.787	14	4.836	1:06.040	14	6.253	1:06.250	14	7.534	1:05.512	16	5.570	1:05.459	16	6.252	1:05.531
37	4.318	1:11.204	37	5.583	1:06.370	37	6.517	1:05.767	37	8.102	1:05.816	14	8.534	1:05.433	14	9.343	1:05.658
6	4.842	1:11.728	6	6.261	1:06.524	6	8.383	1:06.955	6	10.624	1:06.472	37	9.151	1:05.482	37	10.409	1:06.107
77	5.369	1:12.255	77	7.422	1:07.158	77	10.553	1:07.964	77	13.648	1:07.326	112	1 LAP	1:21.390	25	1 LAP	1:19.783
91	7.740	1:14.626	91	11.582	1:08.947	33	15.060	1:08.054	33	18.487	1:07.658	90	1 LAP	1:21.475	6	15.758	1:08.113
26	8.542	1:15.428	33	11.839	1:08.383	91	15.392	1:08.643	91	19.991	1:08.830	6	12.494	1:06.303	48	1 LAP	1:19.476
33	8.561	1:15.447	26	13.044	1:09.607	23	16.450	1:08.195	23	20.226	1:08.007	77	16.229	1:07.014	77	18.966	1:07.586
23	9.314	1:16.200	23	13.088	1:08.879	24	17.734	1:08.821	24	21.296	1:07.793	91	24.773	1:09.215	90	1 LAP	1:20.483
24	10.033	1:16.919	24	13.746	1:08.818	26	17.979	1:09.768	26	21.776	1:08.028	24	25.407	1:08.544	112	1 LAP	1:20.684
158	10.634	1:17.520	41	15.441	1:09.526	41	18.855	1:08.247	41	23.039	1:08.415	23	25.551	1:09.758	91	27.831	1:07.907
41	11.020	1:17.906	158	16.130	1:10.601	158	21.593	1:10.296	158	28.588	1:11.226	26	25.889	1:08.546	24	28.310	1:07.752
10	11.735	1:18.621	10	17.198	1:10.568	10	23.387	1:11.022	10	30.014	1:10.858	41	26.620	1:08.014	23	28.498	1:07.796
55	12.481	1:19.367	55	18.569	1:11.193	55	25.642	1:11.906	55	31.934	1:10.523	158	35.571	1:11.416	26	29.085	1:08.045
53	12.809	1:19.695	53	19.684	1:11.980	53	26.165	1:11.314	53	32.967	1:11.033	10	36.674	1:11.093	41	29.239	1:07.468
82	16.733	1:23.619	82	28.698	1:17.070	82	39.915	1:16.050	82	51.632	1:15.948	55	37.995	1:10.494	10	43.730	1:11.905
60	16.895	1:23.781	60	28.999	1:17.209	60	40.196	1:16.030	60	52.054	1:16.089	53	39.010	1:10.476	55	44.247	1:11.101
99	17.103	1:23.989	99	29.280	1:17.282	99	40.400	1:15.953	99	52.447	1:16.278	33	39.859	1:25.805	53	44.517	1:10.356
132	17.839	1:24.725	132	29.731	1:16.997	84	42.005	1:16.709	132	53.384	1:15.209	82	1:02.790	1:15.591	158	49.217	1:18.495
84	18.187	1:25.073	84	30.129	1:17.047	132	42.406	1:17.508	84	53.568	1:15.794	99	1:03.173	1:15.159			
48	21.498	1:28.384	25	35.637	1:18.852	25	48.790	1:17.986	25	1:02.579	1:18.020	60	1:03.713	1:16.092			
25	21.890	1:28.776	48	37.382	1:20.989	48	51.956	1:19.407				132	1:04.428	1:15.477			
90	24.304	1:31.190	112	41.282	1:21.951	112	57.442	1:20.993									
112	24.436	1:31.322	90	41.386	1:22.187	90	57.536	1:20.983									

Session Start: 15:42:36 - Finish: 16:22:49
Weather/Track Conditions: Cloud/Dry
Circuit: Silverstone National
Track Length: 2.638 Km - 1.6390 miles

Silverstone Finals Historic Race Meeting - 21 - 22 Oct 2017

HSCC Guards Trophy supported by Dunlop Tyres

Race 5 - Lap Chart

Lap 7			Lap 8			Lap 9			Lap 10			Lap 11			Lap 12		
NO	Behind	Laptime	NO	Behind	Laptime	NO	Behind	Laptime	NO	Behind	Laptime	NO	Behind	Laptime	NO	Behind	Laptime
66		1:04.665	66		1:03.692	66		1:03.582	66		1:04.256	66		1:03.441	66		1:03.830
32	0.318	1:04.680	32	0.735	1:04.109	32	1.106	1:03.953	32	1.187	1:04.337	32	1.987	1:04.241	32	1.751	1:03.594
34	0.540	1:04.539	34	0.745	1:03.897	34	1.448	1:04.285	49	2.071	1:04.510	49	2.410	1:03.780	49	2.509	1:03.929
49	1.637	1:04.985	49	1.536	1:03.591	49	1.817	1:03.863	55	1 LAP	1:11.914	34	3.513	1:04.652	84	2 LAPS	1:25.539
16	7.765	1:06.178	16	9.309	1:05.236	16	10.990	1:05.263	34	2.302	1:05.110	25	2 LAPS	1:19.451	34	3.555	1:03.872
82	1 LAP	1:15.425	14	14.132	1:07.439	14	15.420	1:04.870	53	1 LAP	1:11.771	55	1 LAP	1:10.763	55	1 LAP	1:10.294
99	1 LAP	1:15.403	37	14.930	1:07.130	37	16.041	1:04.693	90	2 LAPS	1:19.637	53	1 LAP	1:10.955	16	16.198	1:04.744
60	1 LAP	1:15.634	82	1 LAP	1:15.526	10	1 LAP	1:36.811	112	2 LAPS	1:19.671	16	15.284	1:06.557	53	1 LAP	1:10.538
14	10.385	1:05.707	99	1 LAP	1:15.905	6	26.843	1:08.524	16	12.168	1:05.434	48	2 LAPS	1:20.852	14	18.576	1:04.751
132	1 LAP	1:15.628	6	21.901	1:07.684	77	30.250	1:08.997	14	15.844	1:04.680	14	17.655	1:05.252	37	19.213	1:04.904
84	1 LAP	1:15.971	132	1 LAP	1:15.151	82	1 LAP	1:14.468	37	16.388	1:04.603	37	18.139	1:05.192	25	2 LAPS	1:19.928
37	11.492	1:05.748	60	1 LAP	1:16.287	99	1 LAP	1:14.668	6	28.568	1:05.981	90	2 LAPS	1:17.958	48	2 LAPS	1:18.814
6	17.909	1:06.816	84	1 LAP	1:15.238	132	1 LAP	1:14.791	77	32.362	1:06.368	112	2 LAPS	1:21.014	6	35.263	1:07.407
77	21.663	1:07.362	77	24.835	1:06.864	60	1 LAP	1:14.544	82	1 LAP	1:14.466	6	31.686	1:06.559	90	2 LAPS	1:17.815
25	1 LAP	1:18.062	158	1 LAP	1:49.990	84	1 LAP	1:15.079	41	42.487	1:07.962	77	39.896	1:10.975	10	3 LAPS	3:29.924
48	1 LAP	1:19.062	41	35.747	1:07.163	41	38.781	1:06.616	99	1 LAP	1:14.957	41	47.232	1:08.186	41	50.051	1:06.649
91	31.714	1:08.548	23	36.698	1:08.396	158	1 LAP	1:12.025	23	43.446	1:08.136	23	47.752	1:07.747	23	50.442	1:06.520
23	31.994	1:08.161	91	37.049	1:09.027	23	39.566	1:06.450	60	1 LAP	1:14.703	82	1 LAP	1:14.158	112	2 LAPS	1:29.149
41	32.276	1:07.702	24	38.250	1:08.982	91	42.119	1:08.652	132	1 LAP	1:15.536	91	52.475	1:09.803	91	56.773	1:08.128
24	32.960	1:09.315	26	38.974	1:08.958	24	42.499	1:07.831	84	1 LAP	1:14.885	24	52.821	1:09.767	24	57.210	1:08.219
26	33.708	1:09.288	25	1 LAP	1:19.011	26	42.872	1:07.480	91	46.113	1:08.250	26	54.008	1:10.050	26	58.188	1:08.010
90	1 LAP	1:20.256	48	1 LAP	1:20.966	25	1 LAP	1:17.962	24	46.495	1:08.252	99	1 LAP	1:15.323	82	1 LAP	1:14.425
112	1 LAP	1:21.162	90	1 LAP	1:17.978	48	1 LAP	1:18.625	26	47.399	1:08.783	60	1 LAP	1:15.503			
55	51.478	1:11.896	55	58.184	1:10.398				158	1 LAP	1:12.711	132	1 LAP	1:15.347			
53	51.851	1:11.999	112	1 LAP	1:19.624							158	1 LAP	1:13.442			
10	52.109	1:13.044	53	58.723	1:10.564												

Session Start: 15:42:36 - Finish: 16:22:49
Weather/Track Conditions: Cloud/Dry
Circuit: Silverstone National
Track Length: 2.638 Km - 1.6390 miles

Silverstone Finals Historic Race Meeting - 21 - 22 Oct 2017

HSCC Guards Trophy supported by Dunlop Tyres

Race 5 - Lap Chart

Lap 13			Lap 14			Lap 15			Lap 16			Lap 17			Lap 18		
NO	Behind	Laptime	NO	Behind	Laptime	NO	Behind	Laptime	NO	Behind	Laptime	NO	Behind	Laptime	NO	Behind	Laptime
66		1:04.234	66		1:04.609	66		1:03.983	66		1:04.502	66		1:04.310	66		1:07.860
99	2 LAPS	1:14.443	32	2.503	1:05.016	26	1 LAP	1:08.351	49	3.323	1:05.159	49	4.142	1:05.129	49	1.080	1:04.798
60	2 LAPS	1:13.961	49	2.652	1:04.816	49	2.666	1:03.997	24	1 LAP	1:08.485	24	1 LAP	1:07.120	32	4.702	1:04.608
158	2 LAPS	1:12.377	34	3.056	1:04.950	34	7.165	1:08.092	25	3 LAPS	1:19.753	32	7.954	1:04.648	34	7.492	1:04.982
32	2.096	1:04.579	82	2 LAPS	1:14.528	32	7.267	1:08.747	91	1 LAP	1:10.910	34	10.370	1:06.747	24	1 LAP	1:10.386
49	2.445	1:04.170	99	2 LAPS	1:14.932	158	2 LAPS	1:11.706	26	1 LAP	1:09.205	91	1 LAP	1:09.965	91	1 LAP	1:08.611
34	2.715	1:03.394	60	2 LAPS	1:14.556	16	21.228	1:06.952	32	7.616	1:04.851	26	1 LAP	1:10.651	26	1 LAP	1:09.571
132	2 LAPS	1:15.647	158	2 LAPS	1:14.517	60	2 LAPS	1:14.484	34	7.933	1:05.270	25	3 LAPS	1:20.424	16	23.332	1:06.913
84	2 LAPS	1:14.522	132	2 LAPS	1:15.591	14	22.583	1:06.878	90	3 LAPS	1:19.347	16	24.279	1:06.572	14	24.253	1:06.323
16	17.232	1:05.268	16	18.259	1:05.636	99	2 LAPS	1:16.552	48	3 LAPS	1:20.434	14	25.790	1:06.574	25	3 LAPS	1:20.244
14	19.511	1:05.169	14	19.688	1:04.786	82	2 LAPS	1:19.933	16	22.017	1:05.291	90	3 LAPS	1:18.972	37	1 LAP	1:05.088
37	20.213	1:05.234	37	24.007	1:08.403	132	2 LAPS	1:15.164	14	23.526	1:05.445	48	3 LAPS	1:21.923	90	3 LAPS	1:23.090
55	1 LAP	1:10.850	84	2 LAPS	1:15.083	112	4 LAPS	2:49.632	158	2 LAPS	1:17.745	37	1 LAP	1:06.522	99	2 LAPS	1:15.192
53	1 LAP	1:10.944	55	1 LAP	1:10.567	84	2 LAPS	1:15.492	60	2 LAPS	1:16.655	99	2 LAPS	1:15.573	53	1 LAP	1:12.462
25	2 LAPS	1:19.081	53	1 LAP	1:10.305	53	1 LAP	1:10.601	99	2 LAPS	1:15.249	132	2 LAPS	1:15.829	132	2 LAPS	1:15.990
6	38.935	1:07.906	6	41.457	1:07.131	55	1 LAP	1:13.458	132	2 LAPS	1:14.325	53	1 LAP	1:11.525	82	3 LAPS	1:15.632
10	3 LAPS	1:08.714	10	3 LAPS	1:07.641	6	44.479	1:07.005	53	1 LAP	1:10.636	82	3 LAPS	2:35.853	158	3 LAPS	2:40.071
48	2 LAPS	1:19.970	41	53.491	1:06.161	10	3 LAPS	1:08.621	37	1 LAP	2:27.444	6	56.026	1:13.012	60	3 LAPS	2:39.925
90	2 LAPS	1:17.144	25	2 LAPS	1:20.300	41	55.749	1:06.241	112	4 LAPS	1:21.165	84	2 LAPS	1:16.088	23	1:03.200	1:08.214
41	51.939	1:06.122	23	54.688	1:06.639	23	56.856	1:06.151	84	2 LAPS	1:15.797	41	1:02.309	1:09.175	10	3 LAPS	1:08.234
23	52.658	1:06.450	77	1 LAP	1:06.582	77	1 LAP	1:06.556	6	47.324	1:07.347	23	1:02.846	1:08.355	77	1 LAP	1:07.201
77	1 LAP	2:24.543	48	2 LAPS	1:19.315				10	3 LAPS	1:09.306	10	3 LAPS	1:10.656			
91	1:00.017	1:07.478	90	2 LAPS	1:17.822				41	57.444	1:06.197	112	4 LAPS	1:23.077			
24	1:00.413	1:07.437	91	1:03.496	1:08.088				23	58.801	1:06.447	77	1 LAP	1:07.609			
26	1:01.637	1:07.683	24	1:03.791	1:07.987				77	1 LAP	1:06.312	55	2 LAPS	2:38.333			

Session Start: 15:42:36 - Finish: 16:22:49
Weather/Track Conditions: Cloud/Dry
Circuit: Silverstone National
Track Length: 2.638 Km - 1.6390 miles

Silverstone Finals Historic Race Meeting - 21 - 22 Oct 2017

HSCC Guards Trophy supported by Dunlop Tyres

Race 5 - Lap Chart

Lap 19			Lap 20			Lap 21			Lap 22			Lap 23			Lap 24		
NO	Behind	Laptime	NO	Behind	Laptime	NO	Behind	Laptime	NO	Behind	Laptime	NO	Behind	Laptime	NO	Behind	Laptime
49		1:04.482	49		1:05.789	49		1:04.846	49		1:06.268	32		1:04.517	32		1:09.487
41	1 LAP	1:14.316	23	1 LAP	1:08.397	32	4.037	1:06.176	32	2.658	1:04.889	23	1 LAP	1:05.995	77	2 LAPS	1:06.336
32	3.425	1:04.285	10	4 LAPS	1:08.333	53	2 LAPS	1:14.920	23	1 LAP	1:06.446	77	2 LAPS	1:06.478	6	2 LAPS	1:05.799
84	3 LAPS	1:19.744	77	2 LAPS	1:08.559	23	1 LAP	1:08.952	77	2 LAPS	1:06.941	6	2 LAPS	1:06.518	23	1 LAP	1:12.119
55	3 LAPS	1:12.054	32	2.707	1:05.071	10	4 LAPS	1:10.151	10	4 LAPS	1:08.065	10	4 LAPS	1:08.303	10	4 LAPS	1:09.577
34	11.052	1:09.122	82	4 LAPS	1:15.544	77	2 LAPS	1:08.381	6	2 LAPS	1:06.664	158	4 LAPS	1:11.628	49	1 LAP	2:27.073
112	5 LAPS	1:21.577	158	4 LAPS	1:14.197	6	2 LAPS	1:08.459	158	4 LAPS	1:11.398	16	21.822	1:05.994	112	6 LAPS	1:24.377
91	1 LAP	1:08.095	6	2 LAPS	2:28.268	158	4 LAPS	1:12.679	55	3 LAPS	1:10.920	41	2 LAPS	1:05.941	16	19.079	1:06.744
26	1 LAP	1:07.721	60	4 LAPS	1:14.937	90	5 LAPS	2:45.637	82	4 LAPS	1:14.923	55	3 LAPS	1:11.306	158	4 LAPS	1:10.950
16	22.835	1:05.065	55	3 LAPS	1:11.213	82	4 LAPS	1:15.108	60	4 LAPS	1:13.761	53	3 LAPS	2:35.880	41	2 LAPS	1:06.078
14	23.541	1:04.850	91	1 LAP	1:08.102	99	3 LAPS	1:21.982	16	23.003	1:06.463	34	1 LAP	1:05.941	34	1 LAP	1:04.577
37	1 LAP	1:03.965	26	1 LAP	1:11.715	60	4 LAPS	1:14.333	14	26.270	1:08.815	82	4 LAPS	1:14.039	55	3 LAPS	1:10.750
25	3 LAPS	1:27.577	16	22.515	1:05.469	132	3 LAPS	1:21.723	90	5 LAPS	1:20.399	60	4 LAPS	1:14.619	53	3 LAPS	1:11.303
53	1 LAP	1:11.651	14	23.110	1:05.358	48	5 LAPS	1:23.375	41	2 LAPS	1:06.650	24	2 LAPS	1:07.185	37	1 LAP	1:05.116
99	2 LAPS	1:15.526	66	1 LAP	2:36.243	55	3 LAPS	1:10.658	91	1 LAP	1:13.218	66	1 LAP	1:07.648	24	2 LAPS	1:08.593
48	4 LAPS	2:45.359	24	2 LAPS	2:28.997	91	1 LAP	1:09.287	48	5 LAPS	1:18.949	37	1 LAP	1:04.751	66	1 LAP	1:08.422
132	2 LAPS	1:15.052	112	5 LAPS	1:23.162	16	22.808	1:05.139	34	1 LAP	1:05.331	90	5 LAPS	1:18.750	82	4 LAPS	1:14.186
			37	1 LAP	1:04.446	14	23.723	1:05.459	25	5 LAPS	2:52.301	48	5 LAPS	1:19.629	60	4 LAPS	1:13.998
						41	2 LAPS	2:34.374	24	2 LAPS	1:08.523	26	2 LAPS	1:08.877	14	1 LAP	2:25.370
						66	1 LAP	1:09.637	66	1 LAP	1:09.263	25	5 LAPS	1:19.195	26	2 LAPS	1:08.027
						24	2 LAPS	1:08.241	37	1 LAP	1:04.009	132	4 LAPS	2:45.403	90	5 LAPS	1:16.964
						34	1 LAP	2:29.839	26	2 LAPS	2:30.250	99	4 LAPS	2:51.473	91	2 LAPS	2:34.091
						84	4 LAPS	2:37.110	84	4 LAPS	1:17.874	84	4 LAPS	1:17.259	48	5 LAPS	1:18.554
						37	1 LAP	1:04.562	112	5 LAPS	1:22.625				132	4 LAPS	1:14.337
						112	5 LAPS	1:22.627							25	5 LAPS	1:18.968
															84	4 LAPS	1:17.385
															99	4 LAPS	1:20.048
															77	1 LAP	1:06.662

Session Start: 15:42:36 - Finish: 16:22:49
Weather/Track Conditions: Cloud/Dry
Circuit: Silverstone National
Track Length: 2.638 Km - 1.6390 miles

Silverstone Finals Historic Race Meeting - 21 - 22 Oct 2017

HSCC Guards Trophy supported by Dunlop Tyres

Race 5 - Lap Chart

Lap 25			Lap 26			Lap 27			Lap 28			Lap 29			Lap 30		
NO	Behind	Laptime	NO	Behind	Laptime	NO	Behind	Laptime	NO	Behind	Laptime	NO	Behind	Laptime	NO	Behind	Laptime
16		1:11.935	49		1:04.692	49		1:04.500	49		1:04.499	49		1:04.467	49		1:04.634
41	2 LAPS	1:08.956	48	5 LAPS	1:18.661	6	1 LAP	1:06.643	6	1 LAP	1:06.597	6	1 LAP	1:06.253	6	1 LAP	1:06.189
158	4 LAPS	1:12.360	32	6.547	1:06.411	77	1 LAP	1:07.581	77	1 LAP	1:06.499	82	4 LAPS	1:14.110	77	1 LAP	1:06.359
37	1 LAP	1:04.805	25	5 LAPS	1:20.348	90	5 LAPS	1:17.067	32	10.757	1:06.423	60	4 LAPS	1:14.259	32	12.710	1:05.087
112	6 LAPS	1:22.398	10	3 LAPS	1:08.099	132	4 LAPS	1:14.927	112	6 LAPS	1:23.284	77	1 LAP	1:06.267	34	14.535	1:04.350
55	3 LAPS	1:09.992	84	4 LAPS	1:17.475	32	8.833	1:06.786	34	14.615	1:04.397	32	12.257	1:05.967	60	4 LAPS	1:14.770
24	2 LAPS	1:06.516	34	12.661	1:04.884	10	3 LAPS	1:08.442	10	3 LAPS	1:09.586	34	14.819	1:04.671	82	4 LAPS	1:16.165
53	3 LAPS	1:10.516	99	4 LAPS	1:19.691	34	14.717	1:06.556	132	4 LAPS	1:15.068	10	3 LAPS	1:08.305	37	22.413	1:04.560
66	1 LAP	1:07.346	37	19.368	1:04.908	48	5 LAPS	1:18.934	90	5 LAPS	1:17.232	37	22.487	1:06.239	10	3 LAPS	1:08.766
14	1 LAP	1:05.787	41	1 LAP	1:07.199	37	20.756	1:05.888	37	20.715	1:04.458	41	1 LAP	1:05.888	41	1 LAP	1:06.227
82	4 LAPS	1:14.238	23	1 LAP	1:06.157	25	5 LAPS	1:19.539	41	1 LAP	1:06.363	112	6 LAPS	1:22.602	14	31.966	1:05.984
60	4 LAPS	1:13.912	14	26.653	1:05.386	41	1 LAP	1:06.993	23	1 LAP	1:07.049	132	4 LAPS	1:15.190	23	1 LAP	1:07.160
26	2 LAPS	1:07.389	24	1 LAP	1:07.292	84	4 LAPS	1:16.957	14	29.213	1:06.012	14	30.616	1:05.870	16	38.934	1:06.421
91	2 LAPS	1:08.524	66	29.195	1:07.389	23	1 LAP	1:06.945	48	5 LAPS	1:19.450	23	1 LAP	1:07.786	24	1 LAP	1:08.045
90	5 LAPS	1:17.204	16	32.296	2:26.380	14	27.700	1:05.547	24	1 LAP	1:08.609	90	5 LAPS	1:17.963	66	40.124	1:07.827
132	4 LAPS	1:14.901	158	3 LAPS	1:12.003	24	1 LAP	1:06.823	66	34.550	1:08.146	24	1 LAP	1:06.699	132	4 LAPS	1:16.362
48	5 LAPS	1:18.301	55	2 LAPS	1:10.703	66	30.903	1:06.208	84	4 LAPS	1:16.929	66	36.931	1:06.848	90	5 LAPS	1:17.814
25	5 LAPS	1:18.083	53	2 LAPS	1:10.454	99	4 LAPS	1:19.634	16	35.873	1:06.303	16	37.147	1:05.741	112	6 LAPS	1:22.418
77	1 LAP	1:06.797	26	1 LAP	1:07.555	16	34.069	1:06.273	25	5 LAPS	1:20.494	48	5 LAPS	1:19.094	26	1 LAP	1:08.220
6	1 LAP	1:06.187	91	1 LAP	1:10.096	158	3 LAPS	1:11.483	158	3 LAPS	1:10.839	84	4 LAPS	1:16.658	158	3 LAPS	1:08.330
84	4 LAPS	1:17.188	82	3 LAPS	1:14.657	55	2 LAPS	1:09.579	26	1 LAP	1:08.684	26	1 LAP	1:08.567	55	2 LAPS	1:09.517
49	49.392	1:04.477	60	3 LAPS	1:14.644	53	2 LAPS	1:10.332	55	2 LAPS	1:11.161	158	3 LAPS	1:09.748	53	2 LAPS	1:10.747
99	4 LAPS	1:19.168	112	5 LAPS	1:23.221	26	1 LAP	1:06.813	99	4 LAPS	1:18.915	55	2 LAPS	1:10.370	84	4 LAPS	1:17.323
32	54.220	2:25.234				91	1 LAP	1:08.838	53	2 LAPS	1:10.565	25	5 LAPS	1:20.319	48	5 LAPS	1:19.303
10	3 LAPS	1:08.126				82	3 LAPS	1:13.961	91	1 LAP	1:08.223	53	2 LAPS	1:10.718	91	1 LAP	1:08.504
34	1:01.861	1:04.833				60	3 LAPS	1:13.944				91	1 LAP	1:08.438			
41	1 LAP	1:06.834										99	4 LAPS	1:19.537			
37	1:08.544	1:04.625															

Session Start: 15:42:36 - Finish: 16:22:49
Weather/Track Conditions: Cloud/Dry
Circuit: Silverstone National
Track Length: 2.638 Km - 1.6390 miles

MST
Full results available at www.mstworld.com. Email: timing@mstworld.com

Printed : 21-10-2017 - 16:27

Silverstone Finals Historic Race Meeting - 21 - 22 Oct 2017

HSCC Guards Trophy supported by Dunlop Tyres

Race 5 - Lap Chart

Lap 31			Lap 32			Lap 33			Lap 34			Lap 35			Lap 36		
NO	Behind	Laptime	NO	Behind	Laptime	NO	Behind	Laptime	NO	Behind	Laptime	NO	Behind	Laptime	NO	Behind	Laptime
49		1:04.525	49		1:05.505	49		1:04.517	49		1:04.567	49		1:04.737	49		1:05.346
25	6 LAPS	1:18.860	53	3 LAPS	1:11.086	132	5 LAPS	1:17.316	158	4 LAPS	1:11.388	26	2 LAPS	1:07.933	26	2 LAPS	1:07.804
6	1 LAP	1:06.785	112	7 LAPS	1:24.059	55	3 LAPS	1:09.933	55	3 LAPS	1:10.006	158	4 LAPS	1:10.995	32	12.631	1:04.776
99	5 LAPS	1:18.332	91	2 LAPS	1:09.566	90	6 LAPS	1:16.732	132	5 LAPS	1:15.705	32	13.201	1:04.951	34	12.915	1:04.809
77	1 LAP	1:07.105	84	5 LAPS	1:17.354	53	3 LAPS	1:10.441	91	2 LAPS	1:09.064	34	13.452	1:04.970	158	4 LAPS	1:11.823
32	12.348	1:04.163	6	1 LAP	1:06.788	91	2 LAPS	1:09.370	32	12.987	1:04.523	55	3 LAPS	1:10.422	55	3 LAPS	1:10.290
34	14.204	1:04.194	48	6 LAPS	1:19.011	32	13.031	1:05.671	34	13.219	1:04.467	6	1 LAP	1:07.195	6	1 LAP	1:07.462
37	23.524	1:05.636	32	11.877	1:05.034	34	13.319	1:04.751	53	3 LAPS	1:11.414	91	2 LAPS	1:11.234	77	1 LAP	1:06.628
60	4 LAPS	1:13.114	77	1 LAP	1:07.102	6	1 LAP	1:09.335	6	1 LAP	1:05.379	77	1 LAP	1:07.029	91	2 LAPS	1:09.385
82	4 LAPS	1:13.485	34	13.085	1:04.386	77	1 LAP	1:07.152	77	1 LAP	1:06.723	53	3 LAPS	1:11.526	53	3 LAPS	1:10.428
41	1 LAP	1:06.388	25	6 LAPS	1:19.557	84	5 LAPS	1:17.583	90	6 LAPS	1:17.774	132	5 LAPS	1:17.301	37	30.927	1:07.135
10	3 LAPS	1:08.558	37	23.213	1:05.194	112	7 LAPS	1:25.171	37	26.474	1:06.432	37	29.138	1:07.401	132	5 LAPS	1:15.137
14	32.413	1:04.972	99	5 LAPS	1:18.834	48	6 LAPS	1:19.095	84	5 LAPS	1:16.561	90	6 LAPS	1:17.135	41	1 LAP	1:05.246
23	1 LAP	1:06.123	41	1 LAP	1:06.667	37	24.609	1:05.913	41	1 LAP	1:08.488	41	1 LAP	1:06.129	14	39.744	1:06.374
16	40.158	1:05.749	60	4 LAPS	1:13.519	25	6 LAPS	1:18.429	14	37.122	1:06.510	14	38.716	1:06.331	90	6 LAPS	1:17.159
24	1 LAP	1:06.800	10	3 LAPS	1:08.427	41	1 LAP	1:06.379	48	6 LAPS	1:18.896	84	5 LAPS	1:16.831	16	47.213	1:05.880
66	42.735	1:07.136	14	33.580	1:06.672	14	35.179	1:06.116	112	7 LAPS	1:23.963	16	46.679	1:07.118	23	1 LAP	1:06.280
132	4 LAPS	1:16.171	23	1 LAP	1:06.584	99	5 LAPS	1:17.037	23	1 LAP	1:08.248	23	1 LAP	1:08.500	10	3 LAPS	1:07.704
26	1 LAP	1:07.941	16	40.413	1:05.760	10	3 LAPS	1:08.704	10	3 LAPS	1:10.203	10	3 LAPS	1:09.208	24	1 LAP	1:06.917
158	3 LAPS	1:09.189	24	1 LAP	1:06.448	23	1 LAP	1:07.556	16	44.298	1:06.737	24	1 LAP	1:07.684	66	51.928	1:05.845
90	5 LAPS	1:17.420	66	43.521	1:06.291	16	42.128	1:06.232	24	1 LAP	1:06.962	66	51.429	1:07.013	84	5 LAPS	1:16.914
55	2 LAPS	1:10.763	26	1 LAP	1:07.904	60	4 LAPS	1:14.193	25	6 LAPS	1:20.472	48	6 LAPS	1:18.073	48	6 LAPS	1:18.850
			158	3 LAPS	1:08.021	24	1 LAP	1:05.918	66	49.153	1:07.793	25	6 LAPS	1:18.629	60	4 LAPS	1:16.085
						66	45.927	1:06.923	99	5 LAPS	1:18.168	112	7 LAPS	1:25.550	99	5 LAPS	1:16.644
						26	1 LAP	1:07.445	60	4 LAPS	1:14.263	99	5 LAPS	1:16.470	25	6 LAPS	1:19.295
												60	4 LAPS	1:14.577	112	7 LAPS	1:23.646

Session Start: 15:42:36 - Finish: 16:22:49
Weather/Track Conditions: Cloud/Dry
Circuit: Silverstone National
Track Length: 2.638 Km - 1.6390 miles

MST
Full results available at www.mstworld.com. Email: timing@mstworld.com

Printed : 21-10-2017 - 16:27

Silverstone Finals Historic Race Meeting - 21 - 22 Oct 2017

HSCC Guards Trophy supported by Dunlop Tyres

Race 5 - Pit and Stint Times Report

Pit Window Open: 15:52:36 ***Pit Window Closed: 16:22:36***

Nbr	Team name	Race Time	STOPS	Stint 1	Pit 1	Stint 2	Pit 2	Stint 3	Pit 3	Stint 4	Pit 4	Stint 5
6	Thompson-McClurg	30:32.313	1	19:11	1:25	10:37						
10	McCarthy-Tizzard	30:45.430	1	10:03	2:23	18:47						
14	John Spiers	30:59.726	1	24:12	1:23	5:39						
16	Phillip Nelson	31:06.095	1	27:33	1:24	2:17						
23	Darren Wilson	30:57.348	1	26:08	1:31	3:34						
24	Nick Pancisi	31:02.291	1	19:32	1:24	10:18						
25	Peter Illingworth	30:53.644	1	21:25	1:35	8:13						
26	John Davison	31:13.644	1	21:56	1:26	7:52						
32	Charles Allison	30:40.859	1	26:02	1:23	3:48						
33	Deeley-Sheppard	6:05.347	1	6:05	25:09							
34	James Schryver	30:46.743	1	20:39	1:27	9:07						
37	Gardiner-Cox	30:52.782	1	15:26	1:25	14:23						
41	Brian Casey	30:55.095	1	20:32	1:28	9:14						
48	Hibberd M-Hibberd A	30:48.818	1	18:47	1:27	11:00						
49	Schryver W-Schryver M	30:32.026	1	23:45	1:24	6:05						
53	David Garrett	31:13.311	1	22:43	1:28	7:03						
55	Shaw-Barter	31:11.557	1	16:44	1:29	13:00						
60	Andrew Hayden	30:19.455	1	17:45	1:28	12:01						
66	Hadfield S-Hadfield J	31:02.929	1	19:23	1:30	10:22						
77	Bob Brooks	30:34.996	1	12:29	1:21	17:24						
82	Bob Binfield	30:19.157	1	16:31	1:23	13:20						
84	Keers-Trafford-Stanley	30:55.093	1	20:33	1:17	9:24						
90	Martin Whitlock	30:39.108	1	20:06	1:29	9:40						
91	Paul Knapton	30:15.398	1	24:14	1:27	5:33						
99	Bianchi T-Bianchi P	31:04.380	1	22:54	1:31	6:49						
112	Johan Denekamp	30:24.377	1	13:46	1:29	15:59						
132	Tim Jacobsen	30:40.270	1	22:55	1:31	6:49						
158	Claus Bjerglund	31:11.327	2	7:19	8:01		1:28	2:23				

Weather/Track Conditions: Cloud/Damp
Circuit: Silverstone National
Track Length: 2.638 Km - 1.6390 miles

Silverstone Finals Historic Race Meeting - 21 - 22 Oct 2017

HSCC Guards Trophy supported by Dunlop Tyres

Race 5 - Classification

Sheet No:

POS	NO	DRIVER/S	CLASS	CLASS POS	CAR MAKE / MODEL	TIME	LAPS	GAP	DIFF	MPH	BEST	ON
1	49	Schryver W-Schryver M	SRD	1	Chevron B6	40:14.823	36	-- 36 laps		87.96	1:03.591	8
2	32	Charles Allison	SRD	2	Chevron B8	40:27.454	36	12.631	12.631	87.50	1:03.594	12
3	37	Gardiner-Cox	D	1	TVR Griffith	40:45.750	36	30.927	18.296	86.85	1:03.965	18
4	14	John Spiers	D	2	TVR Griffith	40:54.567	36	39.744	8.817	86.53	1:04.680	10
5	16	Phillip Nelson	SRD	3	Chevron B8	41:02.036	36	47.213	7.469	86.27	1:04.744	12
6	66	Hadfield S-Hadfield J	SRC	1	Elva Mk7S	41:06.751	36	51.928	4.715	86.11	1:03.441	11
7	34	James Schryver	SRD	4	Chevron B8	41:27.738	36	1:12.915	20.987	85.38	1:03.394	13
8	6	Thompson-McClurg	SRD	5	Chevron B6	40:34.296	35	-- 35 laps	11.367	84.83	1:05.379	33
9	77	Bob Brooks	SRB	1	Merlyn Mk6	40:35.860	35	1.564	1.564	84.78	1:06.267	28
10	41	Brian Casey	SRE	1	Lenham P69	40:52.866	35	18.570	17.006	84.19	1:05.246	35
11	23	Darren Wilson	SRB	2	Lotus 23B	41:02.634	35	28.338	9.768	83.85	1:05.995	22
12	24	Nick Pancisi	SRC	2	Elva Mk7S	41:06.373	35	32.077	3.739	83.73	1:05.918	32
13	26	John Davison	A	1	Lotus Elan 26R	40:18.142	34	-- 34 laps	18.686	82.96	1:06.813	26
14	91	Paul Knapton	D	3	TVR Griffiths	40:38.020	34	19.878	19.878	82.28	1:07.478	13
15	55	Shaw-Barter	A	2	Lotus Elan GTS	40:34.019	33	-- 33 laps	1:05.384	80.00	1:09.517	28
16	53	David Garrett	A	3	Lotus Elan 26R	40:40.236	33	6.217	6.217	79.79	1:10.305	13
17	10	McCarthy-Tizzard	SRB	3	Lotus 23B	41:04.891	33	30.872	24.655	78.99	1:07.641	11
18	158	Claus Bjerglund	D	4	TVR Griffiths	40:31.660	32	-- 32 laps	34.473	77.65	1:08.021	29
19	60	Andrew Hayden	C	1	Austin Healey 3000 Mk2	41:28.179	32	56.519	56.519	75.88	1:13.114	27
20	132	Tim Jacobsen	B	1	MG B	40:48.520	31	-- 31 laps	36.426	74.70	1:14.325	14
21	99	Bianchi T-Bianchi P	C	2	Austin Healey 3000	41:28.317	31	39.797	39.797	73.51	1:14.443	11
22	84	Keers-Trafford-Stanley	B	2	MG B	42:11.246	31	1:22.726	42.929	72.26	1:14.522	11
23	90	Martin Whitlock	B	3	MG B	40:58.337	30	-- 30 laps	4.005	72.00	1:16.732	27
24	48	Hibberd M-Hibberd A	B	4	MG B	41:20.590	30	22.253	22.253	71.36	1:18.073	29
25	25	Peter Illingworth	INV	1	MG B	41:29.699	30	31.362	9.109	71.10	1:17.962	8
26	112	Johan Denekamp	A	4	Marcos 1800 GT	41:35.070	29	-- 29 laps	1:24.666	68.57	1:19.624	7
		---------- NOT CLASSIFIED ----------										
DNF	82	Bob Binfield	C		Jaguar E-type	35:16.878	27	-- 27 laps		75.25	1:13.485	27
DNF	33	Deeley-Sheppard	INV		Rawlson CR6	6:05.347	5	-- 5 laps --		80.75	1:07.658	4

---------- FASTEST LAP SUMMARY ----------

NO	DRIVER/S	CLASS	CAR MAKE / MODEL	FASTEST LAP	ON	MPH
34	James Schryver	SRD	Chevron B8	1:03.394	13	93.07
66	Hadfield S-Hadfield J	SRC	Elva Mk7S	1:03.441	11	93.01
37	Gardiner-Cox	D	TVR Griffith	1:03.965	18	92.24
41	Brian Casey	SRE	Lenham P69	1:05.246	35	90.43
23	Darren Wilson	SRB	Lotus 23B	1:05.995	22	89.41
26	John Davison	A	Lotus Elan 26R	1:06.813	26	88.31
33	Deeley-Sheppard	INV	Rawlson CR6	1:07.658	4	87.21
60	Andrew Hayden	C	Austin Healey 3000 Mk2	1:13.114	27	80.70
132	Tim Jacobsen	B	MG B	1:14.325	14	79.39

Car 34 +1 min penalty added, pit lane speeding.
Car 84 +1 min penalty added, short pit stop.

Session Start: 15:42:36 - Finish: 16:22:49
Weather/Track Conditions: Cloud/Dry
Circuit: Silverstone National
Track Length: 2.638 Km - 1.6390 miles

These results are provisional until the conclusion of any judicial and technical matters.

Clerk of the Course:	Timekeeper:	Issued at:
Julian Floyd		

MST

Printed : 21-10-2017 - 16:50

Full results available at www.mstworld.com. Email: timing@mstworld.com

Silverstone Finals Historic Race Meeting - 21 - 22 Oct 2017

HSCC/FJHRA Silverline Historic Formula Junior Rear Engine

Qualifying for Race 6 - Classification

Sheet No:

POS	NO	DRIVER/S	CLASS	CLASS POS	CAR MAKE / MODEL	TIME	ON	LAPS	GAP	DIFF	MPH
1	66	Cameron Jackson	E1	1	Brabham BT2	1:04.609	11	11			91.32
2	79	Andrew Hibberd	E1	2	Lotus 22	1:05.088	10	11	0.479	0.479	90.65
3	84	Jack Woodhouse	E1	3	Lotus 20/22	1:05.268	11	11	0.659	0.180	90.40
4	78	Benn Tilley	E1	4	Lotus 22	1:05.805	9	11	1.196	0.537	89.66
5	59	Peter De La Roche	D2	1	BMC Mk2	1:08.961	11	11	4.352	3.156	85.56
6	00	Michael Hibberd	D2	2	Elva 300	1:09.033	10	10	4.424	0.072	85.47
7	48	Jim Blockley	D2	3	Caravelle Mk2	1:09.528	10	10	4.919	0.495	84.86
8	67	Anthony Binnington	E1	5	Cooper T67	1:09.764	9	10	5.155	0.236	84.58
9	14	Crispian Besley	C2	1	Cooper T56	1:12.364	10	10	7.755	2.600	81.54
10	177	Richard Nitschke	E1	6	Elfin Catalina	1:13.700	10	10	9.091	1.336	80.06
11	42	Jeremy DEELEY	C2	2	Cooper T52	1:13.714	8	8	9.105	0.014	80.04
12	38	Gil Duffy	C2	3	Kieft FJ	1:14.004	10	10	9.395	0.290	79.73
13	35	Andy Harrison	C2	4	Envoy Mk1	1:14.554	8	10	9.945	0.550	79.14
14	41	Peter Fenichel	C2	5	Cooper T56	1:14.985	9	9	10.376	0.431	78.69
15	147	Clinton McCarthy	C1	1	Lotus 18	1:16.126	4	5	11.517	1.141	77.51
16	33	Stuart Tizzard	C2	6	Lotus 18	1:16.532	2	3	11.923	0.406	77.10
17	178	Peter Froude	E1	7	Lotus 22	1:17.678	7	8	13.069	1.146	75.96
18	93	Rudolf Ernst	D1	1	PBA Mk2	1:19.287	5	7	14.678	1.609	74.42
19	49	Mike Gregory	C2	7	De Tomaso ISIS	1:19.545	8	9	14.936	0.258	74.18
20	77	Peter Williams	H	1	Brabham BT6	1:26.231	8	8	21.622	6.686	68.43

Car 178 requires a working transponder - Regulation Q.12.2.1 refers.
A 30 second penalty will be applied if not working in the race.

Session Start: 10:58:42 - Finish: 11:10:44
Weather/Track Conditions: Cloud/Drying
Circuit: Silverstone National
Track Length: 2.638 Km - 1.6390 miles

These results are provisional until the conclusion of any judicial and technical matters.

Clerk of the Course:	Timekeeper:	Issued at:
Julian Floyd		

MST

Printed : 21-10-2017 - 11:12

Full results available at www.mstworld.com. Email: timing@mstworld.com

Silverstone Finals Historic Race Meeting - 21 - 22 Oct 2017

HSCC/FJHRA Silverline Historic Formula Junior Rear Engine

Qualifying for Race 6 - Sector Analysis

00 Michael Hibberd (D2) — Elva 300

lap	Sect-1	Speed	Sect-2	Speed	Laptime	Pit	lap	Sect-1	Speed	Sect-2	Speed	Laptime	Pit
1	43.623	112.6	28.840	111.5	1:12.463		6	41.105	116.9	28.315	112.0	1:09.420	
2	41.835	113.9	28.576	108.5	1:10.411		7	44.171	115.1	28.509	111.1	1:12.680	
3	42.666	117.9	29.912	102.1	1:12.578		8	42.060	110.9	28.874	111.5	1:10.934	
4	41.592	117.1	29.427	103.2	1:11.019		9	40.858	117.1	28.690	112.8	1:09.548	
5	41.895	118.8	30.117	108.2	1:12.012		10	40.312	117.3	28.721	100.4	1:09.033	

14 Crispian Besley (C2) — Cooper T56

lap	Sect-1	Speed	Sect-2	Speed	Laptime	Pit	lap	Sect-1	Speed	Sect-2	Speed	Laptime	Pit
1	45.891	107.9	31.133	99.5	1:17.024		6	42.637	109.3	30.099	103.6	1:12.736	
2	45.086	110.2	29.892	103.9	1:14.978		7	43.889	108.9	30.134	103.2	1:14.023	
3	44.319	108.6	30.164	103.4	1:14.483		8	45.127	102.8	30.759	101.6	1:15.886	
4	43.295	107.7	29.969	102.3	1:13.264		9	43.509	108.1	29.738	103.9	1:13.247	
5	44.060	111.3	29.871	106.2	1:13.931		10	42.271	107.5	30.093	103.6	1:12.364	

33 Stuart Tizzard (C2) — Lotus 18

lap	Sect-1	Speed	Sect-2	Speed	Laptime	Pit	lap	Sect-1	Speed	Sect-2	Speed	Laptime	Pit
1	49.292	100.0	31.768	94.8	1:21.060		3	44.371	102.9			1:57.060	
2	45.843	99.3	30.689	99.9	1:16.532		4						

35 Andy Harrison (C2) — Envoy Mk1

lap	Sect-1	Speed	Sect-2	Speed	Laptime	Pit	lap	Sect-1	Speed	Sect-2	Speed	Laptime	Pit
1	49.702	100.5	32.530	98.0	1:22.232		6	44.440	102.9	30.182	102.1	1:14.622	
2	46.366	96.0	30.957	99.6	1:17.323		7	45.281	97.8	30.601	101.8	1:15.882	
3	43.943	106.5	30.676	99.6	1:14.619		8	44.081	104.0	30.473	102.3	1:14.554	
4	45.344	100.8	30.711	102.0	1:16.055		9	44.896	105.8	30.130	99.8	1:15.026	
5	44.402	100.2	30.598	101.8	1:15.000		10	44.296	102.3	31.339	94.2	1:15.635	

38 Gil Duffy (C2) — Kieft FJ

lap	Sect-1	Speed	Sect-2	Speed	Laptime	Pit	lap	Sect-1	Speed	Sect-2	Speed	Laptime	Pit
1	47.370	100.2	30.880	104.4	1:18.250		6	44.275	105.0	30.468	105.4	1:14.743	
2	44.080	104.7	30.456	105.6	1:14.536		7	46.053	99.9	31.241	103.9	1:17.294	
3	45.319	105.8	30.751	104.1	1:16.070		8	45.373	101.2	31.225	104.6	1:16.598	
4	44.290	103.7	30.390	104.7	1:14.680		9	44.583	100.3	31.267	104.2	1:15.850	
5	43.850	100.5	31.074	104.1	1:14.924		10	43.177	108.1	30.827	102.6	1:14.004	

41 Peter Fenichel (C2) — Cooper T56

lap	Sect-1	Speed	Sect-2	Speed	Laptime	Pit	lap	Sect-1	Speed	Sect-2	Speed	Laptime	Pit
1	50.915	91.1	35.498	83.1	1:26.413		6	45.652	101.5	30.850	95.7	1:16.502	
2	51.546	88.0	35.004	91.9	1:26.550		7	47.196	97.5	30.632	98.2	1:17.828	
3	47.407	92.8	36.783	92.1	1:24.190		8	45.858	92.9	32.873	94.1	1:18.731	
4	48.539	97.3	32.138	95.3	1:20.677		9	45.023	102.0	29.962	99.2	1:14.985	
5	47.833	101.8	31.253	99.9	1:19.086		10						

42 Jeremy DEELEY (C2) — Cooper T52

lap	Sect-1	Speed	Sect-2	Speed	Laptime	Pit	lap	Sect-1	Speed	Sect-2	Speed	Laptime	Pit
1	Out	97.4	31.858	96.9	1:18.397		5	45.111	103.6	30.373	99.0	1:15.484	
2	46.770	101.4	33.746	94.6	1:20.516		6	46.316	104.0	29.700	99.5	1:16.016	
3	46.765	103.6	31.496	95.9	1:18.261		7	45.037	103.4	29.539	100.9	1:14.576	
4	45.786	103.4	30.582	98.0	1:16.368		8	44.319	105.4	29.395	100.7	1:13.714	

48 Jim Blockley (D2) — Caravelle Mk2

lap	Sect-1	Speed	Sect-2	Speed	Laptime	Pit	lap	Sect-1	Speed	Sect-2	Speed	Laptime	Pit
1	47.237	109.3	29.929	107.5	1:17.166		6	41.614	113.6	28.983	108.9	1:10.597	
2	43.192	107.2	29.221	110.0	1:12.413		7	42.841	110.9	28.734	109.8	1:11.575	
3	42.718	116.3	29.374	104.6	1:12.092		8	42.201	113.4	28.952	108.7	1:11.153	
4	42.082	113.6	29.624	108.0	1:11.706		9	41.573	114.3	29.439	102.3	1:11.012	
5	42.141	115.7	29.567	108.7	1:11.708		10	41.349	116.1	28.179	110.3	1:09.528	

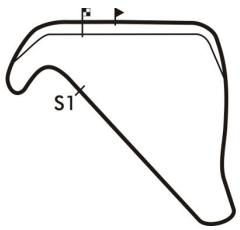

Session Start: 10:58:42 - Finish: 11:10:44
Weather/Track Conditions: Cloud/Drying
Circuit: Silverstone National
Track Length: 2.638 Km - 1.6390 miles

Silverstone Finals Historic Race Meeting - 21 - 22 Oct 2017

HSCC/FJHRA Silverline Historic Formula Junior Rear Engine

Qualifying for Race 6 - Sector Analysis

49 Mike Gregory (C2) — De Tomaso ISIS

lap	Sect-1	Speed	Sect-2	Speed	Laptime	Pit	lap	Sect-1	Speed	Sect-2	Speed	Laptime	Pit
1	53.405	87.7	35.177	85.3	1:28.582		6	49.710	92.4	32.806	92.9	1:22.516	
2	51.192	92.4	34.466	87.9	1:25.658		7	48.108	94.7	32.486	97.4	1:20.594	
3	49.104	92.9	35.839	86.4	1:24.943		8	47.512	96.0	32.033	99.6	1:19.545	
4	49.217	91.3	33.821	90.7	1:23.038		9	47.775	94.3	32.768	92.6	1:20.543	
5	48.831	85.6	33.139	96.0	1:21.970		10						

59 Peter De La Roche (D2) — BMC Mk2

lap	Sect-1	Speed	Sect-2	Speed	Laptime	Pit	lap	Sect-1	Speed	Sect-2	Speed	Laptime	Pit
1	43.336	110.9	29.315	106.1	1:12.651		7	41.190	112.8	27.868	107.8	1:09.058	
2	41.760	109.7	28.759	107.3	1:10.519		8	41.024	113.4	28.058	107.1	1:09.082	
3	42.611	112.4	28.065	107.6	1:10.676		9	40.968	112.8	28.181	107.3	1:09.149	
4	41.791	98.0	29.051	107.1	1:10.842		10	41.919	111.1	29.058	107.8	1:10.977	
5	42.590	112.8	28.529	104.2	1:11.119		11	40.817	113.6	28.144	99.8	1:08.961	
6	41.113	114.1	28.399	108.5	1:09.512		12						

66 Cameron Jackson (E1) — Brabham BT2

lap	Sect-1	Speed	Sect-2	Speed	Laptime	Pit	lap	Sect-1	Speed	Sect-2	Speed	Laptime	Pit
1	40.534	119.0	27.374	114.2	1:07.908		7	39.118	121.4	26.545	114.6	1:05.663	
2	39.907	120.5	27.289	114.8	1:07.196		8	39.047	122.0	26.410	115.0	1:05.457	
3	38.980	121.8	26.770	115.4	1:05.750		9	38.416	122.5	26.485	114.2	1:04.901	
4	39.045	120.1	29.890	114.4	1:08.935		10	38.659	122.0	26.805	108.0	1:05.464	
5	39.791	120.5	27.867	115.4	1:07.658		11	38.292	122.2	26.317	114.6	1:04.609	
6	38.470	122.0	26.563	115.4	1:05.033		12						

67 Anthony Binnington (E1) — Cooper T67

lap	Sect-1	Speed	Sect-2	Speed	Laptime	Pit	lap	Sect-1	Speed	Sect-2	Speed	Laptime	Pit
1	50.614	96.3	31.534	95.5	1:22.148		6	41.348	112.8	29.030	108.2	1:10.378	
2	45.616	98.7	31.989	101.8	1:17.605		7	42.447	112.4	28.957	108.0	1:11.404	
3	42.943	110.9	31.921	105.7	1:14.864		8	41.894	111.3	28.525	109.1	1:10.419	
4	43.627	108.4	30.060	107.8	1:13.687		9	41.269	113.6	28.495	109.1	1:09.764	
5	41.911	106.9	29.792	108.3	1:11.703		10	41.147	113.2	28.708	108.7	1:09.855	

77 Peter Williams (H) — Brabham BT6

lap	Sect-1	Speed	Sect-2	Speed	Laptime	Pit	lap	Sect-1	Speed	Sect-2	Speed	Laptime	Pit
1	1:07.882	59.4	44.296	67.4	1:52.178		5	58.812	72.0	36.989	82.8	1:35.801	
2	1:05.006	69.0	39.376	77.4	1:44.382		6	54.054	79.7	35.726	87.5	1:29.780	
3	57.613	77.0	38.490	79.5	1:36.103		7	52.417	81.0	34.600	91.7	1:27.017	
4	57.156	78.4	37.246	82.5	1:34.402		8	51.554	87.7	34.677	91.1	1:26.231	

78 Benn Tilley (E1) — Lotus 22

lap	Sect-1	Speed	Sect-2	Speed	Laptime	Pit	lap	Sect-1	Speed	Sect-2	Speed	Laptime	Pit
1	41.962	103.1	28.883	111.5	1:10.845		7	39.588	119.0	26.917	111.8	1:06.505	
2	40.955	110.9	27.792	111.5	1:08.747		8	39.031	118.4	27.418	111.8	1:06.449	
3	39.952	117.7	27.436	111.1	1:07.388		9	38.977	118.6	26.828	111.3	1:05.805	
4	39.883	114.3	27.636	110.7	1:07.519		10	39.399	118.6	26.789	112.0	1:06.188	
5	40.369	102.9	28.764	111.3	1:09.133		11	39.815	117.3	26.958	112.6	1:06.773	
6	39.937	116.5	27.537	111.5	1:07.474		12						

79 Andrew Hibberd (E1) — Lotus 22

lap	Sect-1	Speed	Sect-2	Speed	Laptime	Pit	lap	Sect-1	Speed	Sect-2	Speed	Laptime	Pit
1	40.458	120.7	27.627	113.2	1:08.085		7	38.609	122.0	26.528	114.8	1:05.137	
2	39.282	121.6	28.387	114.2	1:07.669		8	38.621	121.1	26.965	114.0	1:05.586	
3	39.169	120.7	27.339	114.4	1:06.508		9	38.571	118.6	27.261	113.4	1:05.832	
4	40.080	118.4	30.360	103.2	1:10.440		10	38.544	122.7	26.544	114.4	1:05.088	
5	41.415	96.6	28.319	115.0	1:09.734		11	39.317	122.7	26.690	114.2	1:06.007	
6	39.079	122.5	27.525	114.2	1:06.604		12						

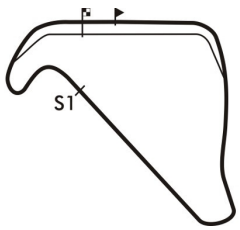

Session Start: 10:58:42 - Finish: 11:10:44
Weather/Track Conditions: Cloud/Drying
Circuit: Silverstone National
Track Length: 2.638 Km - 1.6390 miles

Silverstone Finals Historic Race Meeting - 21 - 22 Oct 2017

HSCC/FJHRA Silverline Historic Formula Junior Rear Engine

Qualifying for Race 6 - Sector Analysis

84	Jack Woodhouse (E1)							Lotus 20/22							
lap	Sect-1	Speed	Sect-2	Speed		Laptime	Pit	lap	Sect-1	Speed	Sect-2	Speed		Laptime	Pit
1	41.802	115.5	28.870	110.7		1:10.672		7	39.525	118.6	27.140	115.8		1:06.665	
2	40.413	119.2	27.388	114.6		1:07.801		8	39.671	117.7	26.882	115.6		1:06.553	
3	39.387	120.1	34.105	108.2		1:13.492		9	39.200	120.1	26.553	116.6		1:05.753	
4	44.617	102.6	29.930	111.8		1:14.547		10	39.522	97.5	28.348	115.4		1:07.870	
5	40.629	118.4	28.244	116.8		1:08.873		11	38.786	120.9	26.482	115.8		1:05.268	
6	40.729	120.1	28.646	109.6		1:09.375		12							

93	Rudolf Ernst (D1)							PBA Mk2							
lap	Sect-1	Speed	Sect-2	Speed		Laptime	Pit	lap	Sect-1	Speed	Sect-2	Speed		Laptime	Pit
1	49.172	96.3	32.806	95.2		1:21.978		5	47.039	96.1	32.248	96.1		1:19.287	
2	48.650	93.3	33.526	95.3		1:22.176		6	46.611	102.9	33.702	83.2		1:20.313	
3	47.336	100.8	34.496	89.0		1:21.832		7	54.223	78.2				1:35.031	
4	46.848	98.8	32.958	92.4		1:19.806		8							

147	Clinton McCarthy (C1)							Lotus 18							
lap	Sect-1	Speed	Sect-2	Speed		Laptime	Pit	lap	Sect-1	Speed	Sect-2	Speed		Laptime	Pit
1	49.265	94.7	32.015	98.9		1:21.280		4	45.027	104.2	31.099	103.1		1:16.126	
2	48.162	100.8	32.169	100.7		1:20.331		5	45.440	96.1	31.910	94.1		1:17.350	
3	45.963	99.4	33.564	96.9		1:19.527		6							

177	Richard Nitschke (E1)							Elfin Catalina							
lap	Sect-1	Speed	Sect-2	Speed		Laptime	Pit	lap	Sect-1	Speed	Sect-2	Speed		Laptime	Pit
1	48.438	91.4	35.277	85.5		1:23.715		6	44.392	103.2	29.806	100.6		1:14.198	
2	48.674	100.2	31.468	98.3		1:20.142		7	46.388	103.7	30.219	100.3		1:16.607	
3	44.889	103.9	30.612	100.3		1:15.501		8	44.492	103.4	29.935	100.1		1:14.427	
4	46.638	102.5	30.825	101.5		1:17.463		9	44.622	91.8	30.566	99.6		1:15.188	
5	45.335	101.8	30.478	100.7		1:15.813		10	44.319	103.6	29.381	100.9		1:13.700	

178	Peter Froude (E1)							Lotus 22							
lap	Sect-1	Speed	Sect-2	Speed		Laptime	Pit	lap	Sect-1	Speed	Sect-2	Speed		Laptime	Pit
1						1:38.314		5						1:19.917	
2						1:20.654		6						1:20.163	
3						1:20.006		7						1:17.678	
4						1:22.071		8						1:42.730	

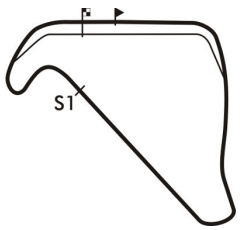

Session Start: 10:58:42 - Finish: 11:10:44
Weather/Track Conditions: Cloud/Drying
Circuit: Silverstone National
Track Length: 2.638 Km - 1.6390 miles

Silverstone Finals Historic Race Meeting - 21 - 22 Oct 2017

HSCC/FJHRA Silverline Historic Formula Junior Rear Engine

Qualifying for Race 6 - Best Sector Times

	SECTOR 1			SECTOR 2		
	NO	TIME	LAP	NO	TIME	LAP
1	66	38.292	11	66	26.317	11
2	79	38.544	10	84	26.482	11
3	84	38.786	11	79	26.528	7
4	78	38.977	9	78	26.789	10
5	00	40.312	10	59	27.868	7
6	59	40.817	11	48	28.179	10
7	67	41.147	10	00	28.315	6
8	48	41.349	10	67	28.495	9
9	14	42.271	10	177	29.381	10
10	38	43.177	10	42	29.395	8
11	35	43.943	3	14	29.738	9
12	42	44.319	8	41	29.962	9
13	177	44.319	10	35	30.130	9
14	33	44.371	3	38	30.390	4
15	41	45.023	9	33	30.689	2
16	147	45.027	4	147	31.099	4
17	93	46.611	6	49	32.033	8
18	49	47.512	8	93	32.248	5
19	77	51.554	8	77	34.600	7
20	47			47		
21	178			178		

IDEAL / BEST LAP COMPARISON

NO	NAME	BEST	IN	IDEAL	DIFF
66	Cameron Jackson	1:04.609	11	1:04.609	+0.000
79	Andrew Hibberd	1:05.088	10	1:05.072	+0.016
84	Jack Woodhouse	1:05.268	11	1:05.268	+0.000
78	Benn Tilley	1:05.805	9	1:05.766	+0.039
59	Peter De La Roche	1:08.961	11	1:08.685	+0.276
00	Michael Hibberd	1:09.033	10	1:08.627	+0.406
48	Jim Blockley	1:09.528	10	1:09.528	+0.000
67	Anthony Binnington	1:09.764	9	1:09.642	+0.122
14	Crispian Besley	1:12.364	10	1:12.009	+0.355
177	Richard Nitschke	1:13.700	10	1:13.700	+0.000
42	Jeremy DEELEY	1:13.714	8	1:13.714	+0.000
38	Gil Duffy	1:14.004	10	1:13.567	+0.437
35	Andy Harrison	1:14.554	8	1:14.073	+0.481
41	Peter Fenichel	1:14.985	9	1:14.985	+0.000
147	Clinton McCarthy	1:16.126	4	1:16.126	+0.000
33	Stuart Tizzard	1:16.532	2	1:15.060	+1.472
178	Peter Froude	1:17.678	7		+
93	Rudolf Ernst	1:19.287	5	1:18.859	+0.428
49	Mike Gregory	1:19.545	8	1:19.545	+0.000
77	Peter Williams	1:26.231	8	1:26.154	+0.077

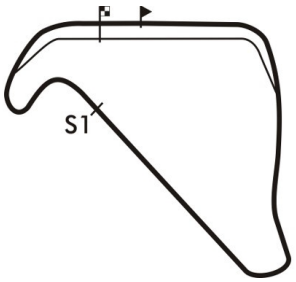

Session Start: 10:58:42 - Finish: 11:10:44
Weather/Track Conditions: Cloud/Drying
Circuit: Silverstone National
Track Length: 2.638 Km - 1.6390 miles

Silverstone Finals Historic Race Meeting - 21 - 22 Oct 2017

HSCC/FJHRA Silverline Historic Formula Junior Rear Engine

Qualifying for Race 6 - Best Sector Speeds

	NO	SECTOR 1	MPH	NO	SECTOR 2	MPH
1	79	Andrew Hibberd	122.7	84	Jack Woodhouse	116.8
2	66	Cameron Jackson	122.5	66	Cameron Jackson	115.4
3	84	Jack Woodhouse	120.9	79	Andrew Hibberd	115.0
4	78	Benn Tilley	119.0	00	Michael Hibberd	112.8
5	00	Michael Hibberd	118.8	78	Benn Tilley	112.6
6	48	Jim Blockley	116.3	48	Jim Blockley	110.3
7	59	Peter De La Roche	114.1	67	Anthony Binnington	109.1
8	67	Anthony Binnington	113.6	59	Peter De La Roche	108.5
9	14	Crispian Besley	111.3	14	Crispian Besley	106.2
10	38	Gil Duffy	108.1	38	Gil Duffy	105.6
11	35	Andy Harrison	106.5	147	Clinton McCarthy	103.1
12	42	Jeremy DEELEY	105.4	35	Andy Harrison	102.3
13	147	Clinton McCarthy	104.2	177	Richard Nitschke	101.5
14	177	Richard Nitschke	103.9	42	Jeremy DEELEY	100.9
15	33	Stuart Tizzard	102.9	33	Stuart Tizzard	99.9
16	93	Rudolf Ernst	102.9	41	Peter Fenichel	99.9
17	41	Peter Fenichel	102.0	49	Mike Gregory	99.6
18	49	Mike Gregory	96.0	93	Rudolf Ernst	96.1
19	77	Peter Williams	87.7	77	Peter Williams	91.7
20	47	Richard Utley	0.0	47	Richard Utley	0.0
21	178	Peter Froude	0.0	178	Peter Froude	0.0

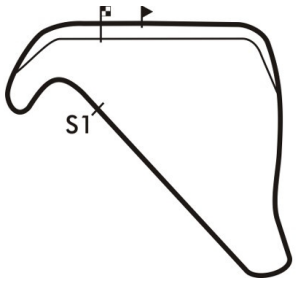

Session Start: 10:58:42 - Finish: 11:10:44
Weather/Track Conditions: Cloud/Drying
Circuit: Silverstone National
Track Length: 2.638 Km - 1.6390 miles

Silverstone Finals Historic Race Meeting - 21 - 22 Oct 2017

HSCC/FJHRA Silverline Historic Formula Junior Rear Engine

Race 6 - Starting Grid

Sheet No:

Start Time : 16:45 - Heat Duration : 15 Minutes

ROW						
10	20	77	Peter Williams	19	49	Mike Gregory
9	18	93	Rudolf Ernst	17	178	Peter Froude
8	16	33	Stuart Tizzard	15	147	Clinton McCarthy
7	14	41	Peter Fenichel	13	35	Andy Harrison
6	12	38	Gil Duffy	11	42	Jeremy DEELEY
5	10	177	Richard Nitschke	9	14	Crispian Besley
4	8	67	Anthony Binnington	7	48	Jim Blockley
3	6	00	Michael Hibberd	5	59	Peter De La Roche
2	4	78	Benn Tilley	3	84	Jack Woodhouse
1	2	79	Andrew Hibberd	1	66	Cameron Jackson

Pole Left

Circuit: Silverstone National
Track Length: 2.638 Km - 1.6390 miles

These results are provisional until the conclusion of any judicial and technical matters.

Clerk of the Course:	Timekeeper:	Issued at:
Julian Floyd		

MST

Printed : 21-10-2017 - 11:14

Full results available at www.mstworld.com. Email: timing@mstworld.com

Silverstone Finals Historic Race Meeting - 21 - 22 Oct 2017

HSCC/FJHRA Silverline Historic Formula Junior Rear Engine

Race 13 - Starting Grid

Sheet No:

Start Time : 12:40 - Heat Duration : 15 Minutes

ROW						
10	20	77	Peter Williams	19	49	Mike Gregory
9	18	93	Rudolf Ernst	17	178	Peter Froude
8	16	33	Stuart Tizzard	15	147	Clinton McCarthy
7	14	41	Peter Fenichel	13	35	Andy Harrison
6	12	38	Gil Duffy	11	42	Jeremy Deeley
5	10	177	Richard Nitschke	9	14	Crispian Besley
4	8	67	Anthony Binnington	7	48	Jim Blockley
3	6	00	Michael Hibberd	5	59	Peter De La Roche
2	4	78	Benn Tilley	3	84	Jack Woodhouse
1	2	79	Andrew Hibberd	1	66	Cameron Jackson
ROW						Pole Left

Circuit: Silverstone National
Track Length: 2.638 Km - 1.6390 miles

These results are provisional until the conclusion of any judicial and technical matters.

Clerk of the Course:	Timekeeper:	Issued at:
Julian Floyd		

MST

Printed : 22-10-2017 - 07:56

Full results available at www.mstworld.com. Email: timing@mstworld.com

Silverstone Finals Historic Race Meeting - 21 - 22 Oct 2017

HSCC/FJHRA Silverline Historic Formula Junior Rear Engine

Race 6 - Classification

Sheet No:

POS	NO	DRIVER/S	CLASS	CLASS POS	CAR MAKE / MODEL	TIME	LAPS	GAP	DIFF	MPH	BEST	ON
1	66	Cameron Jackson	E1	1	Brabham BT2	15:17.612	14	-- 14 laps		90.02	1:04.440	4
2	79	Andrew Hibberd	E1	2	Lotus 22	15:17.850	14	0.238	0.238	89.99	1:04.603	4
3	78	Benn Tilley	E1	3	Lotus 22	15:34.217	14	16.605	16.367	88.42	1:05.815	3
4	84	Jack Woodhouse	E1	4	Lotus 20/22	15:46.348	14	28.736	12.131	87.28	1:05.549	7
5	00	Michael Hibberd	D2	1	Elva 300	16:07.033	14	49.421	20.685	85.42	1:07.520	9
6	59	Peter De La Roche	D2	2	BMC Mk2	16:08.517	14	50.905	1.484	85.29	1:08.462	7
7	48	Jim Blockley	D2	3	Caravelle Mk2	16:18.473	14	1:00.861	9.956	84.42	1:08.045	4
8	14	Crispian Besley	C2	1	Cooper T56	16:00.758	13	-- 13 laps	51.649	79.83	1:11.136	2
9	35	Andy Harrison	C2	2	Envoy Mk1	16:02.023	13	1.265	1.265	79.73	1:12.822	3
10	177	Richard Nitschke	E1	5	Elfin Catalina	16:07.261	13	6.503	5.238	79.30	1:12.891	7
11	42	Jeremy Deeley	C2	3	Cooper T52	16:12.423	13	11.665	5.162	78.88	1:13.455	3
12	38	Gil Duffy	C2	4	Kieft FJ	16:21.042	13	20.284	8.619	78.19	1:13.337	2
13	41	Peter Fenichel	C2	5	Cooper T56	16:27.796	13	27.038	6.754	77.65	1:14.479	2
14	147	Clinton McCarthy	C1	1	Lotus 18	16:28.496	13	27.738	0.700	77.60	1:14.875	4
15	178	Peter Froude	E1	6	Lotus 22	15:30.833	12	-- 12 laps	18.418	76.06	1:15.536	5
16	49	Mike Gregory	C2	6	De Tomaso ISIS	16:12.340	12	41.507	41.507	72.82	1:17.065	2
17	77	Peter Williams	H	1	Brabham BT6	15:28.802	11	-- 11 laps	37.653	69.88	1:21.755	6
		---------- NOT CLASSIFIED ----------										
DNF	67	Anthony Binnington	E1		Cooper T67	4:03.885	3	-- 3 laps --		72.58	1:09.936	2

---------- FASTEST LAP SUMMARY ----------

NO	DRIVER/S	CLASS	CAR MAKE / MODEL	FASTEST LAP	ON	MPH
66	Cameron Jackson	E1	Brabham BT2	1:04.440	4	91.56
00	Michael Hibberd	D2	Elva 300	1:07.520	9	87.39
14	Crispian Besley	C2	Cooper T56	1:11.136	2	82.95
147	Clinton McCarthy	C1	Lotus 18	1:14.875	4	78.80
77	Peter Williams	H	Brabham BT6	1:21.755	6	72.17

Session Start: 16:38:56 - Finish: 16:54:12
Weather/Track Conditions: Cloud/Dry
Circuit: Silverstone National
Track Length: 2.638 Km - 1.6390 miles

These results are provisional until the conclusion of any judicial and technical matters.

Clerk of the Course:	Timekeeper:	Issued at:
Julian Floyd		

MST

Printed : 21-10-2017 - 16:58

Full results available at www.mstworld.com. Email: timing@mstworld.com

Silverstone Finals Historic Race Meeting - 21 - 22 Oct 2017

HSCC/FJHRA Silverline Historic Formula Junior Rear Engine

Race 6 - Sector Analysis

00	Michael Hibberd (D2)							Elva 300							
lap	Sect-1	Speed	Sect-2	Speed		Laptime	Pit	lap	Sect-1	Speed	Sect-2	Speed		Laptime	Pit
1		119.4	27.366	113.2		1:11.668		8	40.960	116.9	27.912	112.6		1:08.872	
2	39.835	119.0	28.883	112.8		1:08.718		9	40.082	120.1	27.438	114.4		1:07.520	
3	41.730	115.7	27.999	111.3		1:09.729		10	40.609	113.2	27.763	114.6		1:08.372	
4	40.461	118.1	28.213	110.5		1:08.674		11	40.608	119.8	27.646	113.4		1:08.254	
5	41.455	117.5	28.736	110.3		1:10.191		12	40.611	118.4	28.481	112.2		1:09.092	
6	41.886	118.6	27.634	112.0		1:09.520		13	40.993	118.1	28.248	111.7		1:09.241	
7	40.181	119.0	28.102	112.2		1:08.283		14	41.050	119.2	27.849	112.4		1:08.899	

14	Crispian Besley (C2)							Cooper T56							
lap	Sect-1	Speed	Sect-2	Speed		Laptime	Pit	lap	Sect-1	Speed	Sect-2	Speed		Laptime	Pit
1		110.2	29.538	104.2		1:15.738		8	45.106	97.0	31.289	102.3		1:16.395	
2	42.065	109.5	29.071	104.9		1:11.136		9	45.123	108.2	29.774	104.6		1:14.897	
3	41.751	109.1	29.623	103.2		1:11.374		10	42.500	109.8	29.324	104.7		1:11.824	
4	42.737	108.2	29.813	102.8		1:12.550		11	43.432	103.6	30.739	105.2		1:14.171	
5	43.690	102.8	30.927	101.6		1:14.617		12	43.350	109.5	29.733	104.9		1:13.083	
6	44.285	97.0	31.365	102.1		1:15.650		13	43.407	108.2	30.002	104.2		1:13.409	
7	44.631	95.6	31.283	102.9		1:15.914		14							

35	Andy Harrison (C2)							Envoy Mk1							
lap	Sect-1	Speed	Sect-2	Speed		Laptime	Pit	lap	Sect-1	Speed	Sect-2	Speed		Laptime	Pit
1		104.7	29.824	102.9		1:18.266		8	44.161	106.0	30.886	103.1		1:15.047	
2	43.504	105.2	29.428	104.1		1:12.932		9	45.164	107.7	29.705	102.9		1:14.869	
3	43.197	105.2	29.625	103.1		1:12.822		10	43.121	107.4	29.804	103.4		1:12.925	
4	43.837	105.8	29.194	103.7		1:13.031		11	43.714	103.1	29.748	105.1		1:13.462	
5	43.588	106.2	29.919	102.6		1:13.507		12	44.039	104.7	29.732	104.2		1:13.771	
6	43.596	105.7	29.982	103.2		1:13.578		13	44.045	105.8	29.492	104.2		1:13.537	
7	44.168	106.4	30.108	104.1		1:14.276		14							

38	Gil Duffy (C2)							Kieft FJ							
lap	Sect-1	Speed	Sect-2	Speed		Laptime	Pit	lap	Sect-1	Speed	Sect-2	Speed		Laptime	Pit
1		104.0	30.224	106.6		1:17.320		8	45.047	97.1	31.011	105.4		1:16.058	
2	42.855	104.5	30.482	105.7		1:13.337		9	44.575	105.0	31.352	106.2		1:15.927	
3	43.545	105.0	30.487	105.4		1:14.032		10	43.983	106.7	31.379	105.9		1:15.362	
4	43.374	100.3	30.255	105.6		1:13.629		11	44.206	102.8	31.699	104.7		1:15.905	
5	43.738	103.9	31.075	105.4		1:14.813		12	44.404	98.3	31.912	105.2		1:16.316	
6	44.272	103.2	31.670	102.6		1:15.942		13	44.263	97.1	30.578	104.6		1:14.841	
7	45.321	99.6	32.239	104.1		1:17.560		14							

41	Peter Fenichel (C2)							Cooper T56							
lap	Sect-1	Speed	Sect-2	Speed		Laptime	Pit	lap	Sect-1	Speed	Sect-2	Speed		Laptime	Pit
1		102.3	30.578	99.2		1:21.072		8	44.785	102.3	30.959	99.6		1:15.744	
2	44.205	98.1	30.274	100.1		1:14.479		9	44.815	104.9	30.711	96.6		1:15.526	
3	44.555	100.8	30.429	97.7		1:14.984		10	44.722	102.3	30.852	99.2		1:15.574	
4	44.364	101.5	30.345	99.2		1:14.709		11	44.774	102.9	30.516	99.6		1:15.290	
5	45.097	101.7	30.672	99.6		1:15.769		12	45.828	101.4	30.361	99.5		1:16.189	
6	45.029	101.4	31.029	99.9		1:16.058		13	44.768	100.9	30.315	100.9		1:15.083	
7	46.175	96.4	31.144	100.4		1:17.319		14							

42	Jeremy Deeley (C2)							Cooper T52							
lap	Sect-1	Speed	Sect-2	Speed		Laptime	Pit	lap	Sect-1	Speed	Sect-2	Speed		Laptime	Pit
1		103.1	29.880	95.7		1:20.049		8	45.115	103.6	30.191	99.0		1:15.306	
2	44.377	105.0	29.653	101.5		1:14.030		9	44.110	105.4	29.940	101.3		1:14.050	
3	43.740	105.2	29.715	101.2		1:13.455		10	43.814	105.8	29.930	101.5		1:13.744	
4	44.498	103.4	29.968	100.7		1:14.466		11	43.992	104.0	30.769	100.7		1:14.761	
5	44.200	105.2	29.873	99.9		1:14.073		12	44.437	104.5	29.802	101.2		1:14.239	
6	44.220	105.0	30.178	97.9		1:14.398		13	43.840	105.8	30.016	99.5		1:13.856	
7	44.832	105.2	31.164	100.3		1:15.996		14							

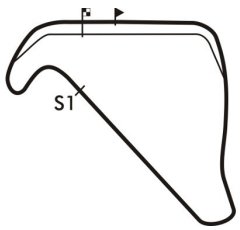

Session Start: 16:38:56 - Finish: 16:54:12
Weather/Track Conditions: Cloud/Dry
Circuit: Silverstone National
Track Length: 2.638 Km - 1.6390 miles

Silverstone Finals Historic Race Meeting - 21 - 22 Oct 2017

HSCC/FJHRA Silverline Historic Formula Junior Rear Engine

Race 6 - Sector Analysis

48	Jim Blockley (D2)							Caravelle Mk2							
lap	Sect-1	Speed	Sect-2	Speed		Laptime	Pit	lap	Sect-1	Speed	Sect-2	Speed		Laptime	Pit
1		112.0	28.637	109.6		1:15.773		8	41.757	116.9	28.321	109.1		1:10.078	
2	40.910	116.3	27.903	111.7		1:08.813		9	40.942	116.5	28.143	109.2		1:09.085	
3	40.723	118.4	28.364	110.2		1:09.087		10	40.588	116.7	28.680	108.2		1:09.268	
4	40.177	117.5	27.868	110.0		1:08.045		11	40.778	115.5	29.017	109.8		1:09.795	
5	40.728	116.9	28.168	109.1		1:08.896		12	42.635	114.9	28.485	110.5		1:11.120	
6	41.240	116.7	27.916	110.2		1:09.156		13	42.367	115.7	28.564	110.5		1:10.931	
7	41.149	116.5	27.913	110.0		1:09.062		14	41.082	116.5	28.282	108.3		1:09.364	

49	Mike Gregory (C2)							De Tomaso ISIS							
lap	Sect-1	Speed	Sect-2	Speed		Laptime	Pit	lap	Sect-1	Speed	Sect-2	Speed		Laptime	Pit
1		102.1	31.109	98.7		1:23.700		7	49.128	88.1	32.927	95.6		1:22.055	
2	45.468	96.7	31.597	96.4		1:17.065		8	48.642	91.2	32.948	95.9		1:21.590	
3	47.574	86.7	32.098	100.6		1:19.672		9	47.989	94.5	32.908	97.1		1:20.897	
4	47.949	97.0	32.304	96.1		1:20.253		10	47.836	90.3	32.948	93.2		1:20.784	
5	49.362	83.5	33.557	95.7		1:22.919		11	48.887	90.0	32.572	97.6		1:21.459	
6	48.107	92.9	32.648	93.7		1:20.755		12	48.936	92.3	32.255	94.4		1:21.191	

59	Peter De La Roche (D2)							BMC Mk2							
lap	Sect-1	Speed	Sect-2	Speed		Laptime	Pit	lap	Sect-1	Speed	Sect-2	Speed		Laptime	Pit
1		112.8	27.726	107.6		1:11.147		8	41.452	112.8	28.138	106.9		1:09.590	
2	41.200	112.8	27.954	108.0		1:09.154		9	41.012	113.0	27.900	108.2		1:08.912	
3	41.155	112.2	27.440	107.3		1:08.595		10	40.772	113.4	27.828	108.0		1:08.600	
4	40.818	112.6	27.695	107.3		1:08.513		11	41.473	114.9	27.871	109.1		1:09.344	
5	41.119	112.4	27.965	107.5		1:09.084		12	41.223	112.8	28.148	108.2		1:09.371	
6	41.430	113.2	27.849	107.6		1:09.279		13	41.653	112.0	28.028	108.9		1:09.681	
7	40.590	113.2	27.872	108.0		1:08.462		14	41.121	113.0	27.664	109.1		1:08.785	

66	Cameron Jackson (E1)							Brabham BT2							
lap	Sect-1	Speed	Sect-2	Speed		Laptime	Pit	lap	Sect-1	Speed	Sect-2	Speed		Laptime	Pit
1		120.1	26.765	114.6		1:07.728		8	38.686	121.4	27.134	115.8		1:05.820	
2	38.447	120.3	26.523	115.0		1:04.970		9	39.035	120.7	26.838	114.6		1:05.873	
3	38.207	121.4	26.272	115.2		1:04.479		10	38.695	121.6	26.856	115.8		1:05.551	
4	38.190	121.6	26.250	115.2		1:04.440		11	39.446	121.6	26.967	115.4		1:06.413	
5	38.800	122.0	26.493	115.2		1:05.293		12	38.682	120.7	26.583	115.8		1:05.265	
6	38.916	120.3	26.349	115.8		1:05.265		13	38.963	121.1	26.875	115.4		1:05.838	
7	38.177	121.6	26.536	115.4		1:04.713		14	39.320	122.2	26.644	116.2		1:05.964	

67	Anthony Binnington (E1)							Cooper T67							
lap	Sect-1	Speed	Sect-2	Speed		Laptime	Pit	lap	Sect-1	Speed	Sect-2	Speed		Laptime	Pit
1		113.0	28.799	108.5		1:14.091		3	41.026	113.6				1:39.858	
2	41.487	110.9	28.449	109.4		1:09.936		4							

77	Peter Williams (H)							Brabham BT6							
lap	Sect-1	Speed	Sect-2	Speed		Laptime	Pit	lap	Sect-1	Speed	Sect-2	Speed		Laptime	Pit
1		90.0	34.157	95.0		1:31.554		7	48.145	84.0	35.038	88.2		1:23.183	
2	49.507	90.1	34.153	95.9		1:23.660		8	51.420	89.8	34.059	90.3		1:25.479	
3	49.708	90.6	33.809	97.0		1:23.517		9	49.889	88.2	35.069	80.3		1:24.958	
4	50.781	86.6	33.873	96.1		1:24.654		10	50.611	81.7	33.032	97.6		1:23.643	
5	49.866	93.7	32.835	96.6		1:22.701		11	50.281	74.3	33.417	98.6		1:23.698	
6	48.282	87.8	33.473	98.0		1:21.755		12							

78	Benn Tilley (E1)							Lotus 22							
lap	Sect-1	Speed	Sect-2	Speed		Laptime	Pit	lap	Sect-1	Speed	Sect-2	Speed		Laptime	Pit
1		117.1	26.992	112.2		1:09.184		8	39.271	115.1	27.726	111.3		1:06.997	
2	39.137	118.1	26.691	112.8		1:05.828		9	39.235	111.7	27.873	112.0		1:07.108	
3	39.027	119.0	26.788	112.4		1:05.815		10	40.365	117.5	27.366	110.5		1:07.731	
4	39.035	118.8	26.855	112.0		1:05.890		11	39.161	118.8	26.796	112.4		1:05.957	
5	39.814	115.7	27.548	111.5		1:07.362		12	39.947	118.1	27.150	112.4		1:07.097	
6	39.203	118.6	27.127	112.2		1:06.330		13	39.655	118.6	27.138	113.2		1:06.793	
7	38.918	118.6	27.192	112.4		1:06.110		14	39.148	119.0	26.867	112.8		1:06.015	

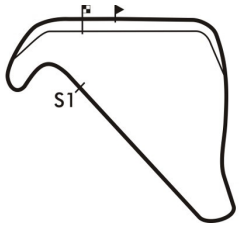

Session Start: 16:38:56 - Finish: 16:54:12
Weather/Track Conditions: Cloud/Dry
Circuit: Silverstone National
Track Length: 2.638 Km - 1.6390 miles

Silverstone Finals Historic Race Meeting - 21 - 22 Oct 2017

HSCC/FJHRA Silverline Historic Formula Junior Rear Engine

Race 6 - Sector Analysis

79	Andrew Hibberd (E1)							Lotus 22							
lap	Sect-1	Speed	Sect-2	Speed		Laptime	Pit	lap	Sect-1	Speed	Sect-2	Speed		Laptime	Pit
1		121.8	26.660	114.4		1:08.142		8	38.644	118.1	28.704	114.0		1:07.348	
2	38.387	122.9	26.537	115.4		1:04.924		9	39.413	121.1	27.404	114.8		1:06.817	
3	38.300	123.4	26.436	115.0		1:04.736		10	38.667	122.7	26.796	115.4		1:05.463	
4	38.280	122.9	26.323	115.4		1:04.603		11	38.685	122.2	26.480	116.0		1:05.165	
5	38.463	123.6	26.586	114.8		1:05.049		12	38.391	122.5	26.446	116.0		1:04.837	
6	38.519	124.3	26.607	115.8		1:05.126		13	38.756	122.0	26.954	115.2		1:05.710	
7	38.189	124.0	26.834	114.0		1:05.023		14	38.416	123.8	26.491	116.6		1:04.907	

84	Jack Woodhouse (E1)							Lotus 20/22							
lap	Sect-1	Speed	Sect-2	Speed		Laptime	Pit	lap	Sect-1	Speed	Sect-2	Speed		Laptime	Pit
1		120.5	36.085	111.7		1:18.309		8	39.429	117.5	27.497	114.0		1:06.926	
2	40.207	117.9	28.397	113.0		1:08.604		9	39.137	119.6	26.588	116.8		1:05.725	
3	38.969	120.7	27.774	112.8		1:06.743		10	39.250	120.3	28.281	115.4		1:07.531	
4	38.879	120.3	27.078	115.6		1:05.957		11	40.282	120.5	27.003	117.0		1:07.285	
5	39.430	115.9	27.424	113.8		1:06.854		12	39.674	111.3	27.933	115.4		1:07.607	
6	39.151	121.4	26.652	115.6		1:05.803		13	40.286	120.1	27.080	116.4		1:07.366	
7	38.493	121.6	27.056	115.4		1:05.549		14	39.391	120.1	26.698	116.6		1:06.089	

147	Clinton McCarthy (C1)							Lotus 18							
lap	Sect-1	Speed	Sect-2	Speed		Laptime	Pit	lap	Sect-1	Speed	Sect-2	Speed		Laptime	Pit
1		98.8	30.893	104.9		1:22.122		8	44.603	94.8	30.802	103.9		1:15.405	
2	44.837	102.6	30.533	104.2		1:15.370		9	44.057	103.4	31.065	101.5		1:15.122	
3	44.789	101.5	30.867	102.3		1:15.656		10	44.527	100.0	30.768	102.4		1:15.295	
4	44.163	103.9	30.712	103.4		1:14.875		11	44.540	99.7	30.776	101.8		1:15.316	
5	44.420	101.8	30.711	102.6		1:15.131		12	45.906	103.1	30.579	102.1		1:16.485	
6	44.141	99.9	31.279	103.6		1:15.420		13	45.425	97.5	30.656	103.4		1:16.081	
7	44.914	93.7	31.304	105.9		1:16.218		14							

177	Richard Nitschke (E1)							Elfin Catalina							
lap	Sect-1	Speed	Sect-2	Speed		Laptime	Pit	lap	Sect-1	Speed	Sect-2	Speed		Laptime	Pit
1		105.7	29.843	101.5		1:18.919		8	45.384	102.9	29.880	99.9		1:15.264	
2	43.595	106.0	29.471	101.3		1:13.066		9	44.693	105.5	29.029	101.3		1:13.722	
3	43.472	104.0	29.943	100.6		1:13.415		10	44.117	105.2	29.705	100.4		1:13.822	
4	43.739	102.1	29.661	101.8		1:13.400		11	44.223	103.7	30.123	99.6		1:14.346	
5	44.041	101.8	30.802	100.1		1:14.843		12	44.479	103.6	29.853	100.9		1:14.332	
6	44.479	104.5	30.817	100.3		1:15.296		13	44.524	106.0	29.421	102.0		1:13.945	
7	43.391	105.2	29.500	100.3		1:12.891		14							

178	Peter Froude (E1)							Lotus 22							
lap	Sect-1	Speed	Sect-2	Speed		Laptime	Pit	lap	Sect-1	Speed	Sect-2	Speed		Laptime	Pit
1		102.1	31.001	97.4		1:23.409		7	45.177	103.9	31.485	93.4		1:16.662	
2	46.173	102.9	31.432	98.3		1:17.605		8	45.577	99.7	31.059	95.6		1:16.636	
3	47.494	99.4	31.011	99.2		1:18.505		9	45.797	102.5	33.004	99.2		1:18.801	
4	45.688	103.7	30.954	98.9		1:16.642		10	45.867	102.8	30.840	100.3		1:16.707	
5	45.354	106.4	30.182	99.6		1:15.536		11	45.471	102.1	31.192	92.9		1:16.663	
6	46.381	103.4	31.095	96.7		1:17.476		12	46.245	99.1	29.946	102.6		1:16.191	

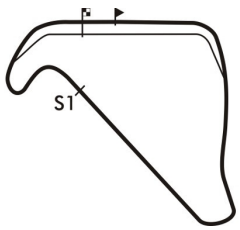

Session Start: 16:38:56 - Finish: 16:54:12
Weather/Track Conditions: Cloud/Dry
Circuit: Silverstone National
Track Length: 2.638 Km - 1.6390 miles

Silverstone Finals Historic Race Meeting - 21 - 22 Oct 2017

HSCC/FJHRA Silverline Historic Formula Junior Rear Engine

Race 6 - Best Sector Times

	SECTOR 1			SECTOR 2		
	NO	TIME	LAP	NO	TIME	LAP
1	66	38.177	7	66	26.250	4
2	79	38.189	7	79	26.323	4
3	84	38.493	7	84	26.588	9
4	78	38.918	7	78	26.691	2
5	00	39.835	2	00	27.366	1
6	48	40.177	4	59	27.440	3
7	59	40.590	7	48	27.868	4
8	67	41.026	3	67	28.449	2
9	14	41.751	3	177	29.029	9
10	38	42.855	2	14	29.071	2
11	35	43.121	10	35	29.194	4
12	177	43.391	7	42	29.653	2
13	42	43.740	3	178	29.946	12
14	147	44.057	9	38	30.224	1
15	41	44.205	2	41	30.274	2
16	178	45.177	7	147	30.533	2
17	49	45.468	2	49	31.109	1
18	77	48.145	7	77	32.835	5

IDEAL / BEST LAP COMPARISON

NO	NAME	BEST	IN	IDEAL	DIFF
66	Cameron Jackson	1:04.440	4	1:04.427	+0.013
79	Andrew Hibberd	1:04.603	4	1:04.512	+0.091
84	Jack Woodhouse	1:05.549	7	1:05.081	+0.468
78	Benn Tilley	1:05.815	3	1:05.609	+0.206
00	Michael Hibberd	1:07.520	9	1:07.201	+0.319
48	Jim Blockley	1:08.045	4	1:08.045	+0.000
59	Peter De La Roche	1:08.462	7	1:08.030	+0.432
14	Crispian Besley	1:11.136	2	1:10.822	+0.314
35	Andy Harrison	1:12.822	3	1:12.315	+0.507
177	Richard Nitschke	1:12.891	7	1:12.420	+0.471
38	Gil Duffy	1:13.337	2	1:13.079	+0.258
42	Jeremy Deeley	1:13.455	3	1:13.393	+0.062
41	Peter Fenichel	1:14.479	2	1:14.479	+0.000
147	Clinton McCarthy	1:14.875	4	1:14.590	+0.285
178	Peter Froude	1:15.536	5	1:15.123	+0.413
49	Mike Gregory	1:17.065	2	1:16.577	+0.488
77	Peter Williams	1:21.755	6	1:20.980	+0.775
67	Anthony Binnington	1:09.936	2	1:09.475	+0.461

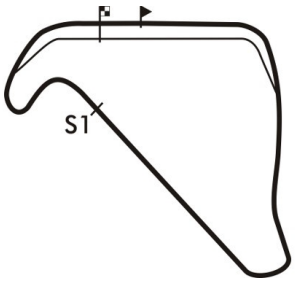

Session Start: 16:38:56 - Finish: 16:54:12
Weather/Track Conditions: Cloud/Dry
Circuit: Silverstone National
Track Length: 2.638 Km - 1.6390 miles

Silverstone Finals Historic Race Meeting - 21 - 22 Oct 2017

HSCC/FJHRA Silverline Historic Formula Junior Rear Engine

Race 6 - Best Sector Speeds

	NO	SECTOR 1	MPH	NO	SECTOR 2	MPH
1	79	Andrew Hibberd	124.3	84	Jack Woodhouse	117.0
2	66	Cameron Jackson	122.2	79	Andrew Hibberd	116.6
3	84	Jack Woodhouse	121.6	66	Cameron Jackson	116.2
4	00	Michael Hibberd	120.1	00	Michael Hibberd	114.6
5	78	Benn Tilley	119.0	78	Benn Tilley	113.2
6	48	Jim Blockley	118.4	48	Jim Blockley	111.7
7	59	Peter De La Roche	114.9	67	Anthony Binnington	109.4
8	67	Anthony Binnington	113.6	59	Peter De La Roche	109.1
9	14	Crispian Besley	110.2	38	Gil Duffy	106.6
10	35	Andy Harrison	107.7	147	Clinton McCarthy	105.9
11	38	Gil Duffy	106.7	14	Crispian Besley	105.2
12	178	Peter Froude	106.4	35	Andy Harrison	105.1
13	177	Richard Nitschke	106.0	178	Peter Froude	102.6
14	42	Jeremy Deeley	105.8	177	Richard Nitschke	102.0
15	41	Peter Fenichel	104.9	42	Jeremy Deeley	101.5
16	147	Clinton McCarthy	103.9	41	Peter Fenichel	100.9
17	49	Mike Gregory	102.1	49	Mike Gregory	100.6
18	77	Peter Williams	93.7	77	Peter Williams	98.6

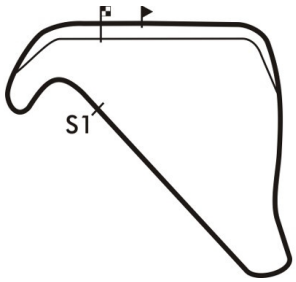

Session Start: 16:38:56 - Finish: 16:54:12
Weather/Track Conditions: Cloud/Dry
Circuit: Silverstone National
Track Length: 2.638 Km - 1.6390 miles

Silverstone Finals Historic Race Meeting - 21 - 22 Oct 2017

HSCC/FJHRA Silverline Historic Formula Junior Rear Engine

Race 6 - Lap Chart

Lap 1			Lap 2			Lap 3			Lap 4			Lap 5			Lap 6		
NO	Behind	Laptime	NO	Behind	Laptime	NO	Behind	Laptime	NO	Behind	Laptime	NO	Behind	Laptime	NO	Behind	Laptime
66		1:07.728	66		1:04.970	66		1:04.479	66		1:04.440	66		1:05.293	66		1:05.265
79	0.414	1:08.142	79	0.368	1:04.924	79	0.625	1:04.736	79	0.788	1:04.603	79	0.544	1:05.049	79	0.405	1:05.126
78	1.456	1:09.184	78	2.314	1:05.828	78	3.650	1:05.815	78	5.100	1:05.890	78	7.169	1:07.362	78	8.234	1:06.330
59	3.419	1:11.147	59	7.603	1:09.154	59	11.719	1:08.595	59	15.792	1:08.513	77	1 LAP	1:24.654	49	1 LAP	1:22.919
00	3.940	1:11.668	00	7.688	1:08.718	00	12.938	1:09.729	00	17.172	1:08.674	84	19.557	1:06.854	84	20.095	1:05.803
67	6.363	1:14.091	67	11.329	1:09.936	84	16.479	1:06.743	84	17.996	1:05.957	59	19.583	1:09.084	59	23.597	1:09.279
14	8.010	1:15.738	48	11.888	1:08.813	48	16.496	1:09.087	48	20.101	1:08.045	00	22.070	1:10.191	00	26.325	1:09.520
48	8.045	1:15.773	14	14.176	1:11.136	14	21.071	1:11.374	14	29.181	1:12.550	48	23.704	1:08.896	48	27.595	1:09.156
38	9.592	1:17.320	84	14.215	1:08.604	35	26.843	1:12.822	35	35.434	1:13.031	14	38.505	1:14.617	77	1 LAP	1:22.701
35	10.538	1:18.266	38	17.959	1:13.337	38	27.512	1:14.032	38	36.701	1:13.629	35	43.648	1:13.507	14	48.890	1:15.650
84	10.581	1:18.309	35	18.500	1:12.932	177	28.223	1:13.415	177	37.183	1:13.400	38	46.221	1:14.813	35	51.961	1:13.578
177	11.191	1:18.919	177	19.287	1:13.066	42	30.357	1:13.455	42	40.383	1:14.466	177	46.733	1:14.843	177	56.764	1:15.296
42	12.321	1:20.049	42	21.381	1:14.030	41	33.358	1:14.984	41	43.627	1:14.709	42	49.163	1:14.073	38	56.898	1:15.942
41	13.344	1:21.072	41	22.853	1:14.479	147	35.971	1:15.656	147	46.406	1:14.875	41	54.103	1:15.769	42	58.296	1:14.398
147	14.394	1:22.122	147	24.794	1:15.370	178	42.342	1:18.505	178	54.544	1:16.642	147	56.244	1:15.131			
178	15.681	1:23.409	49	28.067	1:17.065	49	43.260	1:19.672	49	59.073	1:20.253	178	1:04.787	1:15.536			
49	15.972	1:23.700	178	28.316	1:17.605	67	46.708	1:39.858									
77	23.826	1:31.554	77	42.516	1:23.660	77	1:01.554	1:23.517									

Session Start: 16:38:56 - Finish: 16:54:12
Weather/Track Conditions: Cloud/Dry
Circuit: Silverstone National
Track Length: 2.638 Km - 1.6390 miles

MST
Full results available at www.mstworld.com. Email: timing@mstworld.com

Printed : 21-10-2017 - 17:00

Silverstone Finals Historic Race Meeting - 21 - 22 Oct 2017

HSCC/FJHRA Silverline Historic Formula Junior Rear Engine

Race 6 - Lap Chart

Lap 7			Lap 8			Lap 9			Lap 10			Lap 11			Lap 12		
NO	Behind	Laptime	NO	Behind	Laptime	NO	Behind	Laptime	NO	Behind	Laptime	NO	Behind	Laptime	NO	Behind	Laptime
66		1:04.713	66		1:05.820	66		1:05.873	66		1:05.551	66		1:06.413	66		1:05.265
41	1 LAP	1:16.058	79	2.243	1:07.348	77	2 LAPS	1:23.183	79	3.099	1:05.463	79	1.851	1:05.165	79	1.423	1:04.837
79	0.715	1:05.023	42	1 LAP	1:15.996	79	3.187	1:06.817	14	1 LAP	1:14.897	49	2 LAPS	1:20.897	78	15.599	1:07.097
147	1 LAP	1:15.420	38	1 LAP	1:17.560	14	1 LAP	1:16.395	35	1 LAP	1:14.869	78	13.767	1:05.957	49	2 LAPS	1:20.784
78	9.631	1:06.110	78	10.808	1:06.997	35	1 LAP	1:15.047	78	14.223	1:07.731	14	1 LAP	1:11.824	84	27.083	1:07.607
178	1 LAP	1:17.476	41	1 LAP	1:17.319	177	1 LAP	1:15.264	177	1 LAP	1:13.722	35	1 LAP	1:12.925	14	1 LAP	1:14.171
84	20.931	1:05.549	147	1 LAP	1:16.218	78	12.043	1:07.108	42	1 LAP	1:14.050	177	1 LAP	1:13.822	35	1 LAP	1:13.462
59	27.346	1:08.462	84	22.037	1:06.926	42	1 LAP	1:15.306	77	2 LAPS	1:25.479	84	24.741	1:07.285	177	1 LAP	1:14.346
49	1 LAP	1:20.755	178	1 LAP	1:16.662	38	1 LAP	1:16.058	84	23.869	1:07.531	42	1 LAP	1:13.744	42	1 LAP	1:14.761
00	29.895	1:08.283	59	31.116	1:09.590	41	1 LAP	1:15.744	38	1 LAP	1:15.927	38	1 LAP	1:15.362	00	43.083	1:09.092
48	31.944	1:09.062	00	32.947	1:08.872	147	1 LAP	1:15.405	147	1 LAP	1:15.122	00	39.256	1:08.254	38	1 LAP	1:15.905
77	1 LAP	1:21.755	48	36.202	1:10.078	84	21.889	1:05.725	41	1 LAP	1:15.526	147	1 LAP	1:15.295	59	44.241	1:09.371
14	1:00.091	1:15.914	49	1 LAP	1:22.055	178	1 LAP	1:16.636	59	37.204	1:08.600	59	40.135	1:09.344	147	1 LAP	1:15.316
35	1:01.524	1:14.276				59	34.155	1:08.912	00	37.415	1:08.372	41	1 LAP	1:15.574	41	1 LAP	1:15.290
177	1:04.942	1:12.891				00	34.594	1:07.520	48	43.131	1:09.268	77	2 LAPS	1:24.958	48	52.368	1:11.120
						48	39.414	1:09.085	178	1 LAP	1:18.801	48	46.513	1:09.795	77	2 LAPS	1:23.643
						49	1 LAP	1:21.590				178	1 LAP	1:16.707			

Session Start: 16:38:56 - Finish: 16:54:12
Weather/Track Conditions: Cloud/Dry
Circuit: Silverstone National
Track Length: 2.638 Km - 1.6390 miles

Silverstone Finals Historic Race Meeting - 21 - 22 Oct 2017

HSCC/FJHRA Silverline Historic Formula Junior Rear Engine

Race 6 - Lap Chart

Lap 13			Lap 14		
NO	Behind	Laptime	NO	Behind	Laptime
66		1:05.838	66		1:05.964
79	1.295	1:05.710	79	0.238	1:04.907
178	2 LAPS	1:16.663	77	3 LAPS	1:23.698
78	16.554	1:06.793	178	2 LAPS	1:16.191
84	28.611	1:07.366	78	16.605	1:06.015
14	1 LAP	1:13.083	84	28.736	1:06.089
35	1 LAP	1:13.771	14	1 LAP	1:13.409
49	2 LAPS	1:21.459	35	1 LAP	1:13.537
177	1 LAP	1:14.332	00	49.421	1:08.899
00	46.486	1:09.241	177	1 LAP	1:13.945
42	1 LAP	1:14.239	59	50.905	1:08.785
59	48.084	1:09.681	49	2 LAPS	1:21.191
38	1 LAP	1:16.316	42	1 LAP	1:13.856
48	57.461	1:10.931	48	1:00.861	1:09.364
147	1 LAP	1:16.485	38	1 LAP	1:14.841
41	1 LAP	1:16.189	41	1 LAP	1:15.083
			147	1 LAP	1:16.081

Session Start: 16:38:56 - Finish: 16:54:12
Weather/Track Conditions: Cloud/Dry
Circuit: Silverstone National
Track Length: 2.638 Km - 1.6390 miles

Silverstone Finals Historic Race Meeting - 21 - 22 Oct 2017

HSCC/FJHRA Silverline Historic Formula Junior Rear Engine

Race 13 - Classification

Sheet No:

POS	NO	DRIVER/S	CLASS	CLASS POS	CAR MAKE / MODEL	TIME	LAPS	GAP	DIFF	MPH	BEST	ON
1	66	Cameron Jackson	E1	1	Brabham BT2	15:09.022	14	-- 14 laps		90.87	1:04.184	13
2	79	Andrew Hibberd	E1	2	Lotus 22	15:13.279	14	4.257	4.257	90.45	1:04.452	13
3	53	Sam Wilson	E1	3	Lotus 20/22	15:16.114	14	7.092	2.835	90.17	1:04.119	12
4	78	Benn Tilley	E1	4	Lotus 22	15:20.756	14	11.734	4.642	89.71	1:05.248	8
5	59	Peter De La Roche	D2	1	BMC Mk2	15:59.490	14	50.468	38.734	86.09	1:07.925	3
6	48	Jim Blockley	D2	2	Caravelle Mk2	16:07.745	14	58.723	8.255	85.36	1:07.631	2
7	00	Michael Hibberd	D2	3	Elva 300	15:09.297	13	-- 13 laps	11.063	84.35	1:08.313	2
8	14	Crispian Besley	C2	1	Cooper T56	15:37.567	13	28.270	28.270	81.81	1:10.254	11
9	35	Andy Harrison	C2	2	Envoy Mk1	15:54.140	13	44.843	16.573	80.39	1:12.348	9
10	178	Peter Froude	E1	5	Lotus 22	16:04.244	13	54.947	10.104	79.55	1:12.139	9
11	147	Clinton McCarthy	C1	1	Lotus 18	16:05.981	13	56.684	1.737	79.41	1:12.345	11
12	42	Jeremy Deeley	C2	3	Cooper T52	16:14.299	13	1:05.002	8.318	78.73	1:12.376	9
13	177	Richard Nitschke	E1	6	Elfin Catalina	16:18.036	13	1:08.739	3.737	78.42	1:12.574	3
14	38	Gil Duffy	C2	4	Kieft FJ	16:21.901	13	1:12.604	3.865	78.12	1:12.767	10
15	67	Anthony Binnington	E1	7	Cooper T67	15:19.856	12	-- 12 laps	12.408	76.97	1:08.921	12
16	41	Peter Fenichel	C2	5	Cooper T56	15:38.016	12	18.160	18.160	75.48	1:15.322	4
17	93	Rudolf Ernst	D1	1	PBA Mk2	15:21.058	11	-- 11 laps	59.937	70.46	1:20.575	6
18	77	Peter Williams	H	1	Brabham BT6	15:35.326	11	14.268	14.268	69.39	1:20.465	10
		---------- NOT CLASSIFIED ----------										
DNF	49	Mike Gregory	C2		De Tomaso ISIS	9:17.948	7	-- 7 laps --		74.02	1:18.100	3
DNF	84	Jack Woodhouse	E1		Lotus 20/22	2:14.913	2	-- 2 laps --		87.46	1:05.654	2

---------- FASTEST LAP SUMMARY ----------

NO	DRIVER/S	CLASS	CAR MAKE / MODEL	FASTEST LAP	ON	MPH
53	Sam Wilson	E1	Lotus 20/22	1:04.119	12	92.02
48	Jim Blockley	D2	Caravelle Mk2	1:07.631	2	87.24
14	Crispian Besley	C2	Cooper T56	1:10.254	11	83.99
147	Clinton McCarthy	C1	Lotus 18	1:12.345	11	81.56
77	Peter Williams	H	Brabham BT6	1:20.465	10	73.33
93	Rudolf Ernst	D1	PBA Mk2	1:20.575	6	73.23

Session Start: 12:33:45 - Finish: 12:48:54
Weather/Track Conditions: Bright/Dry
Circuit: Silverstone National
Track Length: 2.638 Km - 1.6390 miles

These results are provisional until the conclusion of any judicial and technical matters.

Clerk of the Course:	Timekeeper:	Issued at:
Julian Floyd		

MST

Printed : 22-10-2017 - 12:50

Full results available at www.mstworld.com. Email: timing@mstworld.com

Silverstone Finals Historic Race Meeting - 21 - 22 Oct 2017

HSCC/FJHRA Silverline Historic Formula Junior Rear Engine

Race 13 - Sector Analysis

00	Michael Hibberd (D2)							Elva 300							
lap	Sect-1	Speed	Sect-2	Speed		Laptime	Pit	lap	Sect-1	Speed	Sect-2	Speed		Laptime	Pit
1		115.7	27.874	111.8		1:12.285		8	42.339	109.5	29.027	110.7		1:11.366	
2	40.291	116.7	28.022	112.0		1:08.313		9	41.007	114.5	28.869	109.6		1:09.876	
3	42.912	113.2	28.349	107.6		1:11.261		10	40.948	113.7	28.934	110.0		1:09.882	
4	40.935	114.7	28.230	110.7		1:09.165		11	40.778	98.8	29.257	110.2		1:10.035	
5	40.102	112.8	28.400	111.7		1:08.502		12	41.695	114.3	28.423	110.3		1:10.118	
6	40.472	115.1	27.851	112.0		1:08.323		13	41.305	112.8	29.731	107.1		1:11.036	
7	40.759	114.3	28.376	111.1		1:09.135		14							

14	Crispian Besley (C2)							Cooper T56							
lap	Sect-1	Speed	Sect-2	Speed		Laptime	Pit	lap	Sect-1	Speed	Sect-2	Speed		Laptime	Pit
1		105.0	29.341	102.8		1:25.030		8	42.123	105.2	29.095	102.9		1:11.218	
2	43.844	106.5	29.343	103.9		1:13.187		9	41.332	107.7	29.027	103.1		1:10.359	
3	41.646	106.7	29.209	104.2		1:10.855		10	42.052	105.0	28.668	103.9		1:10.720	
4	41.425	101.7	29.194	104.7		1:10.619		11	41.139	106.9	29.115	102.4		1:10.254	
5	41.937	104.7	29.271	104.4		1:11.208		12	41.943	98.4	29.583	102.0		1:11.526	
6	41.990	103.9	29.187	104.9		1:11.177		13	41.998	105.0	28.474	102.8		1:10.472	
7	41.568	106.4	29.374	103.7		1:10.942		14							

35	Andy Harrison (C2)							Envoy Mk1							
lap	Sect-1	Speed	Sect-2	Speed		Laptime	Pit	lap	Sect-1	Speed	Sect-2	Speed		Laptime	Pit
1		104.2	30.091	101.6		1:18.911		8	42.760	98.1	29.692	103.1		1:12.452	
2	43.933	102.9	29.858	102.4		1:13.791		9	43.087	102.5	29.261	102.9		1:12.348	
3	43.209	102.1	29.525	103.2		1:12.734		10	43.024	102.3	29.978	101.8		1:13.002	
4	43.177	103.4	29.779	102.8		1:12.956		11	43.287	103.2	29.959	102.3		1:13.246	
5	43.278	103.7	29.954	104.6		1:13.232		12	43.098	102.9	29.868	102.3		1:12.966	
6	42.791	102.8	29.749	104.2		1:12.540		13	43.417	102.6	30.073	99.9		1:13.490	
7	43.054	102.0	29.418	103.9		1:12.472		14							

38	Gil Duffy (C2)							Kieft FJ							
lap	Sect-1	Speed	Sect-2	Speed		Laptime	Pit	lap	Sect-1	Speed	Sect-2	Speed		Laptime	Pit
1		107.9	29.706	104.6		1:16.105		8	42.688	100.8	30.954	104.1		1:13.642	
2	1:00.170	103.4	29.931	105.1		1:30.101		9	44.095	98.3	31.182	105.1		1:15.277	
3	43.252	100.8	30.910	104.9		1:14.162		10	42.395	104.9	30.372	102.3		1:12.767	
4	43.288	104.2	31.114	102.0		1:14.402		11	44.092	105.7	30.531	104.1		1:14.623	
5	44.145	93.7	31.995	103.7		1:16.140		12	42.988	104.7	30.671	104.4		1:13.659	
6	43.563	102.9	30.185	106.2		1:13.748		13	43.349	103.9	31.104	104.4		1:14.453	
7	42.467	102.5	30.355	105.2		1:12.822		14							

41	Peter Fenichel (C2)							Cooper T56							
lap	Sect-1	Speed	Sect-2	Speed		Laptime	Pit	lap	Sect-1	Speed	Sect-2	Speed		Laptime	Pit
1		100.2	30.069	101.2		1:22.539		7	45.171	93.1	32.727	97.9		1:17.898	
2	1:00.594	92.9	30.292	101.2		1:30.886		8	45.763	96.1	31.330	98.3		1:17.093	
3	45.251	92.1	30.215	98.5		1:15.466		9	45.490	91.3	31.168	97.3		1:16.658	
4	45.008	98.4	30.314	98.7		1:15.322		10	45.414	98.5	31.391	98.0		1:16.805	
5	45.190	95.7	30.542	98.3		1:15.732		11	45.004	95.1	31.304	95.6		1:16.308	
6	45.549	98.0	30.865	98.0		1:16.414		12	45.449	95.5	31.446	95.9		1:16.895	

42	Jeremy Deeley (C2)							Cooper T52							
lap	Sect-1	Speed	Sect-2	Speed		Laptime	Pit	lap	Sect-1	Speed	Sect-2	Speed		Laptime	Pit
1		103.9	30.550	102.1		1:18.816		8	44.525	103.7	29.419	100.7		1:13.944	
2	53.300	101.2	29.517	101.2		1:22.817		9	43.072	103.7	29.304	101.2		1:12.376	
3	44.177	102.6	29.708	100.4		1:13.885		10	43.284	102.8	29.272	100.3		1:12.556	
4	43.214	103.6	29.331	101.3		1:12.545		11	43.143	104.0	29.247	100.7		1:12.390	
5	43.425	102.3	29.857	102.0		1:13.282		12	43.141	102.8	29.288	99.3		1:12.429	
6	43.129	104.4	29.390	102.3		1:12.519		13	43.024	105.5	40.175	97.1		1:23.199	
7	43.883	103.1	29.658	101.3		1:13.541		14							

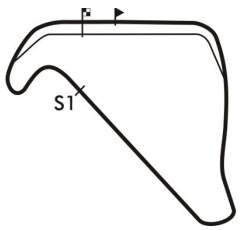

Session Start: 12:33:45 - Finish: 12:48:54
Weather/Track Conditions: Bright/Dry
Circuit: Silverstone National
Track Length: 2.638 Km - 1.6390 miles

Silverstone Finals Historic Race Meeting - 21 - 22 Oct 2017

HSCC/FJHRA Silverline Historic Formula Junior Rear Engine

Race 13 - Sector Analysis

48	Jim Blockley (D2)							Caravelle Mk2							
lap	Sect-1	Speed	Sect-2	Speed		Laptime	Pit	lap	Sect-1	Speed	Sect-2	Speed		Laptime	Pit
1		113.4	28.438	110.5		1:13.863		8	40.757	112.0	28.593	108.9		1:09.350	
2	40.011	115.7	27.620	110.9		1:07.631		9	40.410	113.9	28.091	108.7		1:08.501	
3	40.032	114.7	28.155	110.0		1:08.187		10	40.371	113.4	29.071	108.7		1:09.442	
4	40.318	113.6	28.128	103.2		1:08.446		11	39.945	114.7	28.781	104.9		1:08.726	
5	40.298	113.6	27.930	108.0		1:08.228		12	40.407	110.9	29.027	111.1		1:09.434	
6	41.070	113.9	27.702	110.7		1:08.772		13	40.863	111.3	28.565	108.0		1:09.428	
7	40.257	114.3	27.969	110.7		1:08.226		14	40.627	113.6	28.884	110.3		1:09.511	

49	Mike Gregory (C2)							De Tomaso ISIS							
lap	Sect-1	Speed	Sect-2	Speed		Laptime	Pit	lap	Sect-1	Speed	Sect-2	Speed		Laptime	Pit
1		99.0	30.552	100.7		1:23.165		5	46.764	90.0	34.049	86.0		1:20.813	
2	46.128	85.8	32.288	95.7		1:18.416		6	48.230	93.1	31.884	99.0		1:20.114	
3	46.118	96.0	31.982	98.5		1:18.100		7	47.124	95.3	31.846	97.0		1:18.970	
4	45.766	96.1	32.604	96.1		1:18.370		8							

53	Sam Wilson (E1)							Lotus 20/22							
lap	Sect-1	Speed	Sect-2	Speed		Laptime	Pit	lap	Sect-1	Speed	Sect-2	Speed		Laptime	Pit
1		118.1	27.291	114.4		1:12.609		8	38.226	118.6	26.385	115.2		1:04.611	
2	39.294	119.4	26.903	113.2		1:06.197		9	39.054	118.1	26.269	114.8		1:05.323	
3	38.531	117.7	26.889	113.2		1:05.420		10	38.277	117.7	26.397	115.4		1:04.674	
4	38.392	117.9	26.761	111.7		1:05.153		11	38.349	117.3	26.276	114.0		1:04.625	
5	38.574	116.9	26.612	113.8		1:05.186		12	37.911	118.6	26.208	114.2		1:04.119	
6	38.346	115.9	26.186	112.8		1:04.532		13	37.917	118.8	26.329	115.0		1:04.246	
7	38.308	117.5	26.420	114.2		1:04.728		14	38.242	118.1	26.449	113.0		1:04.691	

59	Peter De La Roche (D2)							BMC Mk2							
lap	Sect-1	Speed	Sect-2	Speed		Laptime	Pit	lap	Sect-1	Speed	Sect-2	Speed		Laptime	Pit
1		111.7	27.455	107.6		1:10.891		8	40.685	110.4	27.513	107.5		1:08.198	
2	40.810	110.6	27.962	108.3		1:08.772		9	40.605	106.5	27.823	106.9		1:08.428	
3	40.251	110.4	27.674	107.6		1:07.925		10	40.188	109.7	28.185	107.5		1:08.373	
4	40.597	109.8	27.714	107.3		1:08.311		11	40.381	110.2	27.772	107.1		1:08.153	
5	40.620	110.0	27.659	108.7		1:08.279		12	40.436	109.8	27.651	107.6		1:08.087	
6	40.702	109.3	27.489	107.5		1:08.191		13	40.694	111.5	27.922	106.8		1:08.616	
7	40.706	109.3	27.526	108.3		1:08.232		14	41.507	110.0	27.527	106.9		1:09.034	

66	Cameron Jackson (E1)							Brabham BT2							
lap	Sect-1	Speed	Sect-2	Speed		Laptime	Pit	lap	Sect-1	Speed	Sect-2	Speed		Laptime	Pit
1		119.0	26.774	114.2		1:07.477		8	38.170	118.6	26.907	115.6		1:05.077	
2	38.365	119.4	26.497	115.2		1:04.862		9	38.246	119.0	26.556	115.2		1:04.802	
3	38.094	119.4	26.488	114.6		1:04.582		10	38.354	117.9	26.492	115.0		1:04.846	
4	38.058	119.2	27.687	115.2		1:05.745		11	38.099	119.0	26.375	115.2		1:04.474	
5	38.094	118.4	26.368	115.8		1:04.462		12	37.974	120.5	26.463	115.4		1:04.437	
6	38.032	118.1	26.657	115.6		1:04.689		13	37.934	119.4	26.250	115.2		1:04.184	
7	38.292	118.8	26.383	116.4		1:04.675		14	38.364	118.8	26.346	116.2		1:04.710	

67	Anthony Binnington (E1)							Cooper T67							
lap	Sect-1	Speed	Sect-2	Speed		Laptime	Pit	lap	Sect-1	Speed	Sect-2	Speed		Laptime	Pit
1		111.7	1:45.615	99.2		2:30.051		7	41.192	109.8	28.453	108.9		1:09.645	
2	43.783	104.9	29.327	108.3		1:13.110		8	41.242	109.5	28.645	108.3		1:09.887	
3	41.430	108.2	28.870	107.5		1:10.300		9	40.997	109.5	28.483	108.5		1:09.480	
4	41.629	106.5	29.026	108.0		1:10.655		10	40.511	110.6	28.497	110.0		1:09.008	
5	41.311	106.7	29.104	108.7		1:10.415		11	40.663	108.9	28.482	108.2		1:09.145	
6	40.756	111.1	28.483	109.2		1:09.239		12	40.636	111.5	28.285	109.1		1:08.921	

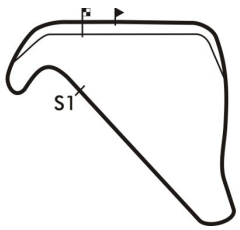

Session Start: 12:33:45 - Finish: 12:48:54
Weather/Track Conditions: Bright/Dry
Circuit: Silverstone National
Track Length: 2.638 Km - 1.6390 miles

Silverstone Finals Historic Race Meeting - 21 - 22 Oct 2017

HSCC/FJHRA Silverline Historic Formula Junior Rear Engine

Race 13 - Sector Analysis

77	Peter Williams (H)							Brabham BT6							
lap	Sect-1	Speed	Sect-2	Speed		Laptime	Pit	lap	Sect-1	Speed	Sect-2	Speed		Laptime	Pit
1		68.6	36.446	91.2		1:37.625		7	52.815	85.1	34.435	91.2		1:27.250	
2	51.031	83.1	34.154	95.2		1:25.185		8	50.491	73.8	33.839	96.1		1:24.330	
3	49.379	71.1	37.123	86.2		1:26.502		9	48.078	73.0	32.707	98.3		1:20.785	
4	51.408	72.1	34.416	94.8		1:25.824		10	46.729	85.6	33.736	85.4		1:20.465	
5	49.722	75.2	33.853	95.5		1:23.575		11	48.586	86.5	33.264	98.0		1:21.850	
6	49.183	81.1	32.752	98.3		1:21.935		12							

78	Benn Tilley (E1)							Lotus 22							
lap	Sect-1	Speed	Sect-2	Speed		Laptime	Pit	lap	Sect-1	Speed	Sect-2	Speed		Laptime	Pit
1		117.3	26.887	112.6		1:08.857		8	38.564	115.9	26.684	112.6		1:05.248	
2	38.861	115.9	26.717	113.2		1:05.578		9	38.981	115.7	26.600	112.6		1:05.581	
3	38.634	116.7	26.695	112.8		1:05.329		10	38.735	115.5	26.608	112.2		1:05.343	
4	38.692	116.3	26.948	112.8		1:05.640		11	38.786	118.8	26.685	113.0		1:05.471	
5	39.162	115.1	26.598	113.6		1:05.760		12	38.551	116.7	26.737	113.0		1:05.288	
6	38.607	113.9	26.880	112.2		1:05.487		13	38.869	116.3	26.734	113.2		1:05.603	
7	38.680	115.7	26.687	113.4		1:05.367		14	39.347	115.7	26.857	109.8		1:06.204	

79	Andrew Hibberd (E1)							Lotus 22							
lap	Sect-1	Speed	Sect-2	Speed		Laptime	Pit	lap	Sect-1	Speed	Sect-2	Speed		Laptime	Pit
1		120.7	26.834	114.2		1:08.104		8	38.059	118.6	26.788	115.6		1:04.847	
2	38.594	120.5	26.897	114.8		1:05.491		9	39.417	118.6	26.340	115.0		1:05.757	
3	38.107	120.1	26.350	115.0		1:04.457		10	38.748	118.6	26.381	115.2		1:05.129	
4	38.163	120.1	27.303	115.4		1:05.466		11	38.191	119.2	26.457	114.8		1:04.648	
5	38.335	119.2	26.431	115.8		1:04.766		12	37.966	119.4	26.553	113.6		1:04.519	
6	38.780	117.7	27.098	115.2		1:05.878		13	37.792	120.7	26.660	114.8		1:04.452	
7	38.711	118.6	26.583	115.8		1:05.294		14	38.105	119.4	26.366	115.0		1:04.471	

84	Jack Woodhouse (E1)							Lotus 20/22							
lap	Sect-1	Speed	Sect-2	Speed		Laptime	Pit	lap	Sect-1	Speed	Sect-2	Speed		Laptime	Pit
1		114.9	27.130	116.6		1:09.259		2	38.484	119.8	27.170	115.4		1:05.654	

93	Rudolf Ernst (D1)							PBA Mk2							
lap	Sect-1	Speed	Sect-2	Speed		Laptime	Pit	lap	Sect-1	Speed	Sect-2	Speed		Laptime	Pit
1		86.5	32.709	86.3		1:30.943		7	49.829	84.4	33.080	86.5		1:22.909	
2	49.587	88.5	32.279	86.9		1:21.866		8	51.684	81.9	33.844	86.2		1:25.528	
3	49.004	87.0	40.463	86.2		1:29.467		9	49.345	79.8	32.358	86.8		1:21.703	
4	50.171	87.3	32.416	87.7		1:22.587		10	48.592	85.2	32.291	85.2		1:20.883	
5	51.193	86.4	32.228	88.0		1:23.421		11	48.876	84.8	32.300	86.5		1:21.176	
6	48.413	85.5	32.162	89.2		1:20.575		12							

147	Clinton McCarthy (C1)							Lotus 18							
lap	Sect-1	Speed	Sect-2	Speed		Laptime	Pit	lap	Sect-1	Speed	Sect-2	Speed		Laptime	Pit
1		98.1	30.611	103.6		1:21.748		8	44.642	106.0	29.331	105.7		1:13.973	
2	44.338	102.0	30.715	103.2		1:15.053		9	43.350	107.4	29.284	105.2		1:12.634	
3	44.406	102.5	30.463	104.2		1:14.869		10	43.185	96.3	29.798	104.9		1:12.983	
4	44.311	104.9	30.111	104.6		1:14.422		11	42.736	101.5	29.609	105.7		1:12.345	
5	44.233	94.7	30.519	105.6		1:14.752		12	43.429	100.0	29.383	104.9		1:12.812	
6	43.953	100.5	29.527	106.9		1:13.480		13	42.956	101.4	30.345	104.7		1:13.301	
7	43.952	105.0	29.657	105.6		1:13.609		14							

177	Richard Nitschke (E1)							Elfin Catalina							
lap	Sect-1	Speed	Sect-2	Speed		Laptime	Pit	lap	Sect-1	Speed	Sect-2	Speed		Laptime	Pit
1		102.3	30.231	99.2		1:20.253		8	52.534	91.2	31.704	94.9		1:24.238	
2	44.114	103.1	29.931	99.9		1:14.045		9	44.373	95.6	30.373	98.6		1:14.746	
3	42.916	102.5	29.658	100.1		1:12.574		10	43.550	99.7	30.053	96.6		1:13.603	
4	45.527	100.0	30.280	100.1		1:15.807		11	43.392	97.8	30.786	93.3		1:14.178	
5	43.581	100.5	29.930	99.6		1:13.511		12	44.669	95.1	30.294	98.0		1:14.963	
6	43.545	100.2	29.838	100.9		1:13.383		13	43.682	100.3	29.766	99.6		1:13.448	
7	43.288	100.2	29.999	98.9		1:13.287		14							

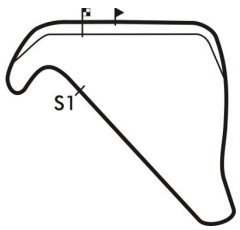

Session Start: 12:33:45 - Finish: 12:48:54
Weather/Track Conditions: Bright/Dry
Circuit: Silverstone National
Track Length: 2.638 Km - 1.6390 miles

Silverstone Finals Historic Race Meeting - 21 - 22 Oct 2017

HSCC/FJHRA Silverline Historic Formula Junior Rear Engine

Race 13 - Sector Analysis

178	Peter Froude (E1)							Lotus 22							
lap	Sect-1	Speed	Sect-2	Speed		Laptime	Pit	lap	Sect-1	Speed	Sect-2	Speed		Laptime	Pit
1		100.5	30.751	103.1		1:23.694		8	44.410	108.2	29.438	105.4		1:13.848	
2	45.880	99.3	30.668	105.1		1:16.548		9	42.660	104.2	29.479	104.1		1:12.139	
3	42.985	106.7	29.822	104.2		1:12.807		10	42.778	104.5	30.056	102.9		1:12.834	
4	43.695	106.4	29.989	105.4		1:13.684		11	44.064	107.0	29.311	104.9		1:13.375	
5	43.906	104.9	29.631	106.2		1:13.537		12	42.758	104.9	29.524	104.9		1:12.282	
6	43.235	104.7	29.330	104.4		1:12.565		13	43.696	103.4	30.375	100.9		1:14.071	
7	43.172	105.0	29.688	106.4		1:12.860		14							

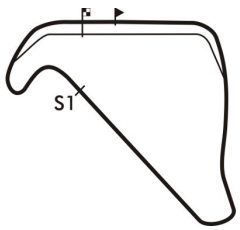

Session Start: 12:33:45 - Finish: 12:48:54
Weather/Track Conditions: Bright/Dry
Circuit: Silverstone National
Track Length: 2.638 Km - 1.6390 miles

Silverstone Finals Historic Race Meeting - 21 - 22 Oct 2017

HSCC/FJHRA Silverline Historic Formula Junior Rear Engine

Race 13 - Best Sector Times

	SECTOR 1			SECTOR 2		
	NO	TIME	LAP	NO	TIME	LAP
1	79	37.792	13	53	26.186	6
2	53	37.911	12	66	26.250	13
3	66	37.934	13	79	26.340	9
4	84	38.484	2	78	26.598	5
5	78	38.551	12	84	27.130	1
6	48	39.945	11	59	27.455	1
7	00	40.102	5	48	27.620	2
8	59	40.188	10	00	27.851	6
9	67	40.511	10	67	28.285	12
10	14	41.139	11	14	28.474	13
11	38	42.395	10	42	29.247	11
12	178	42.660	9	35	29.261	9
13	147	42.736	11	147	29.284	9
14	35	42.760	8	178	29.311	11
15	177	42.916	3	177	29.658	3
16	42	43.024	13	38	29.706	1
17	41	45.004	11	41	30.069	1
18	49	45.766	4	49	30.552	1
19	77	46.729	10	93	32.162	6
20	93	48.413	6	77	32.707	9

IDEAL / BEST LAP COMPARISON

NO	NAME	BEST	IN	IDEAL	DIFF
53	Sam Wilson	1:04.119	12	1:04.097	+0.022
66	Cameron Jackson	1:04.184	13	1:04.184	+0.000
79	Andrew Hibberd	1:04.452	13	1:04.132	+0.320
78	Benn Tilley	1:05.248	8	1:05.149	+0.099
48	Jim Blockley	1:07.631	2	1:07.565	+0.066
59	Peter De La Roche	1:07.925	3	1:07.643	+0.282
00	Michael Hibberd	1:08.313	2	1:07.953	+0.360
67	Anthony Binnington	1:08.921	12	1:08.796	+0.125
14	Crispian Besley	1:10.254	11	1:09.613	+0.641
178	Peter Froude	1:12.139	9	1:11.971	+0.168
147	Clinton McCarthy	1:12.345	11	1:12.020	+0.325
35	Andy Harrison	1:12.348	9	1:12.021	+0.327
42	Jeremy Deeley	1:12.376	9	1:12.271	+0.105
177	Richard Nitschke	1:12.574	3	1:12.574	+0.000
38	Gil Duffy	1:12.767	10	1:12.101	+0.666
41	Peter Fenichel	1:15.322	4	1:15.073	+0.249
77	Peter Williams	1:20.465	10	1:19.436	+1.029
93	Rudolf Ernst	1:20.575	6	1:20.575	+0.000
84	Jack Woodhouse	1:05.654	2	1:05.614	+0.040
49	Mike Gregory	1:18.100	3	1:16.318	+1.782

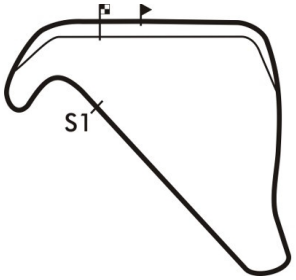

Session Start: 12:33:45 - Finish: 12:48:54
Weather/Track Conditions: Bright/Dry
Circuit: Silverstone National
Track Length: 2.638 Km - 1.6390 miles

Silverstone Finals Historic Race Meeting - 21 - 22 Oct 2017

HSCC/FJHRA Silverline Historic Formula Junior Rear Engine

Race 13 - Best Sector Speeds

	NO	SECTOR 1	MPH	NO	SECTOR 2	MPH
1	79	Andrew Hibberd	120.7	84	Jack Woodhouse	116.6
2	66	Cameron Jackson	120.5	66	Cameron Jackson	116.4
3	84	Jack Woodhouse	119.8	79	Andrew Hibberd	115.8
4	53	Sam Wilson	119.4	53	Sam Wilson	115.4
5	78	Benn Tilley	118.8	78	Benn Tilley	113.6
6	00	Michael Hibberd	116.7	00	Michael Hibberd	112.0
7	48	Jim Blockley	115.7	48	Jim Blockley	111.1
8	59	Peter De La Roche	111.7	67	Anthony Binnington	110.0
9	67	Anthony Binnington	111.7	59	Peter De La Roche	108.7
10	178	Peter Froude	108.2	147	Clinton McCarthy	106.9
11	38	Gil Duffy	107.9	178	Peter Froude	106.4
12	14	Crispian Besley	107.7	38	Gil Duffy	106.2
13	147	Clinton McCarthy	107.4	14	Crispian Besley	104.9
14	42	Jeremy Deeley	105.5	35	Andy Harrison	104.6
15	35	Andy Harrison	104.2	42	Jeremy Deeley	102.3
16	177	Richard Nitschke	103.1	41	Peter Fenichel	101.2
17	41	Peter Fenichel	100.2	177	Richard Nitschke	100.9
18	49	Mike Gregory	99.0	49	Mike Gregory	100.7
19	93	Rudolf Ernst	88.5	77	Peter Williams	98.3
20	77	Peter Williams	86.5	93	Rudolf Ernst	89.2

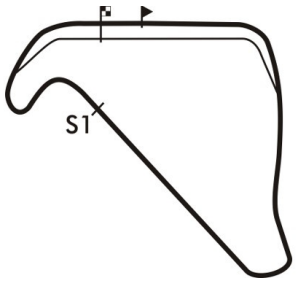

Session Start: 12:33:45 - Finish: 12:48:54
Weather/Track Conditions: Bright/Dry
Circuit: Silverstone National
Track Length: 2.638 Km - 1.6390 miles

Silverstone Finals Historic Race Meeting - 21 - 22 Oct 2017

HSCC/FJHRA Silverline Historic Formula Junior Rear Engine

Race 13 - Lap Chart

Lap 1			Lap 2			Lap 3			Lap 4			Lap 5			Lap 6		
NO	Behind	Laptime	NO	Behind	Laptime	NO	Behind	Laptime	NO	Behind	Laptime	NO	Behind	Laptime	NO	Behind	Laptime
66		1:07.477	66		1:04.862	66		1:04.582	66		1:05.745	66		1:04.462	66		1:04.689
79	0.627	1:08.104	79	1.256	1:05.491	79	1.131	1:04.457	79	0.852	1:05.466	79	1.156	1:04.766	79	2.345	1:05.878
78	1.380	1:08.857	78	2.096	1:05.578	78	2.843	1:05.329	78	2.738	1:05.640	78	4.036	1:05.760	78	4.834	1:05.487
84	1.782	1:09.259	84	2.574	1:05.654	53	7.305	1:05.420	77	1 LAP	1:26.502	53	7.437	1:05.186	49	1 LAP	1:20.813
59	3.414	1:10.891	53	6.467	1:06.197	59	10.667	1:07.925	53	6.713	1:05.153	59	17.050	1:08.279	53	7.280	1:04.532
00	4.808	1:12.285	59	7.324	1:08.772	48	12.760	1:08.187	59	13.233	1:08.311	93	1 LAP	1:22.587	41	1 LAP	1:15.732
53	5.132	1:12.609	00	8.259	1:08.313	00	14.938	1:11.261	48	15.461	1:08.446	48	19.227	1:08.228	59	20.552	1:08.191
48	6.386	1:13.863	48	9.155	1:07.631	67	1 LAP	1:13.110	00	18.358	1:09.165	00	22.398	1:08.502	48	23.310	1:08.772
38	8.628	1:16.105	67	1 LAP	2:30.051	35	28.515	1:12.734	67	1 LAP	1:10.300	77	1 LAP	1:25.824	00	26.032	1:08.323
42	11.339	1:18.816	35	20.363	1:13.791	177	29.951	1:12.574	35	35.726	1:12.956	67	1 LAP	1:10.655	93	1 LAP	1:23.421
35	11.434	1:18.911	177	21.959	1:14.045	14	32.151	1:10.855	14	37.025	1:10.619	14	43.771	1:11.208	67	1 LAP	1:10.415
177	12.776	1:20.253	147	24.462	1:15.053	147	34.749	1:14.869	177	40.013	1:15.807	35	44.496	1:13.232	77	1 LAP	1:23.575
147	14.271	1:21.748	14	25.878	1:13.187	178	36.128	1:12.807	147	43.426	1:14.422	177	49.062	1:13.511	14	50.259	1:11.177
41	15.062	1:22.539	178	27.903	1:16.548	42	38.597	1:13.885	178	44.067	1:13.684	178	53.142	1:13.537	35	52.347	1:12.540
49	15.688	1:23.165	49	29.242	1:18.416	49	42.760	1:18.100	42	45.397	1:12.545	147	53.716	1:14.752	177	57.756	1:13.383
178	16.217	1:23.694	42	29.294	1:22.817	38	43.447	1:14.162	38	52.104	1:14.402	42	54.217	1:13.282	178	1:01.018	1:12.565
14	17.553	1:25.030	38	33.867	1:30.101	41	51.970	1:15.466	49	55.385	1:18.370	38	1:03.782	1:16.140	42	1:02.047	1:12.519
93	23.466	1:30.943	93	40.470	1:21.866	93	1:05.355	1:29.467	41	1:01.547	1:15.322				147	1:02.507	1:13.480
77	30.148	1:37.625	41	41.086	1:30.886												
			77	50.471	1:25.185												

Session Start: 12:33:45 - Finish: 12:48:54
Weather/Track Conditions: Bright/Dry
Circuit: Silverstone National
Track Length: 2.638 Km - 1.6390 miles

Silverstone Finals Historic Race Meeting - 21 - 22 Oct 2017

HSCC/FJHRA Silverline Historic Formula Junior Rear Engine

Race 13 - Lap Chart

Lap 7			Lap 8			Lap 9			Lap 10			Lap 11			Lap 12		
NO	Behind	Laptime	NO	Behind	Laptime	NO	Behind	Laptime	NO	Behind	Laptime	NO	Behind	Laptime	NO	Behind	Laptime
66		1:04.675	66		1:05.077	66		1:04.802	66		1:04.846	66		1:04.474	66		1:04.437
79	2.964	1:05.294	177	1 LAP	1:13.287	35	1 LAP	1:12.452	14	1 LAP	1:10.359	79	4.146	1:04.648	67	2 LAPS	1:09.008
78	5.526	1:05.367	79	2.734	1:04.847	79	3.689	1:05.757	79	3.972	1:05.129	53	7.367	1:04.625	79	4.228	1:04.519
53	7.333	1:04.728	178	1 LAP	1:12.860	93	2 LAPS	1:22.909	78	6.973	1:05.343	78	7.970	1:05.471	41	2 LAPS	1:16.805
38	1 LAP	1:13.748	78	5.697	1:05.248	78	6.476	1:05.581	53	7.216	1:04.674	14	1 LAP	1:10.720	53	7.049	1:04.119
41	1 LAP	1:16.414	42	1 LAP	1:13.541	53	7.388	1:05.323	35	1 LAP	1:12.348	35	1 LAP	1:13.002	78	8.821	1:05.288
49	1 LAP	1:20.114	147	1 LAP	1:13.609	178	1 LAP	1:13.848	178	1 LAP	1:12.139	178	1 LAP	1:12.834	14	1 LAP	1:10.254
59	24.109	1:08.232	53	6.867	1:04.611	42	1 LAP	1:13.944	42	1 LAP	1:12.376	42	1 LAP	1:12.556	35	1 LAP	1:13.246
48	26.861	1:08.226	38	1 LAP	1:12.822	147	1 LAP	1:13.973	147	1 LAP	1:12.634	147	1 LAP	1:12.983	178	1 LAP	1:13.375
00	30.492	1:09.135	59	27.230	1:08.198	177	1 LAP	1:24.238	93	2 LAPS	1:25.528	59	38.062	1:08.153	42	1 LAP	1:12.390
67	1 LAP	1:09.239	48	31.134	1:09.350	77	2 LAPS	1:27.250	177	1 LAP	1:14.746	177	1 LAP	1:13.603	147	1 LAP	1:12.345
93	1 LAP	1:20.575	41	1 LAP	1:17.898	38	1 LAP	1:13.642	59	34.383	1:08.373	93	2 LAPS	1:21.703	59	41.712	1:08.087
14	56.526	1:10.942	49	1 LAP	1:18.970	59	30.856	1:08.428	38	1 LAP	1:15.277	38	1 LAP	1:12.767	48	48.678	1:09.434
35	1:00.144	1:12.472	00	36.781	1:11.366	48	34.833	1:08.501	48	39.429	1:09.442	48	43.681	1:08.726	177	1 LAP	1:14.178
77	1 LAP	1:21.935	67	1 LAP	1:09.645	00	41.855	1:09.876	77	2 LAPS	1:24.330	00	52.452	1:10.035	38	1 LAP	1:14.623
			14	1:02.667	1:11.218	41	1 LAP	1:17.093	00	46.891	1:09.882	77	2 LAPS	1:20.785	00	58.133	1:10.118
						67	1 LAP	1:09.887	41	1 LAP	1:16.658				93	2 LAPS	1:20.883
									67	1 LAP	1:09.480						

Session Start: 12:33:45 - Finish: 12:48:54
Weather/Track Conditions: Bright/Dry
Circuit: Silverstone National
Track Length: 2.638 Km - 1.6390 miles

MST
Full results available at www.mstworld.com. Email: timing@mstworld.com

Printed : 22-10-2017 - 12:52

Silverstone Finals Historic Race Meeting - 21 - 22 Oct 2017

HSCC/FJHRA Silverline Historic Formula Junior Rear Engine

Race 13 - Lap Chart

Lap 13			Lap 14		
NO	Behind	Laptime	NO	Behind	Laptime
66		1:04.184	66		1:04.710
79	4.496	1:04.452	00	1 LAP	1:11.036
67	2 LAPS	1:09.145	79	4.257	1:04.471
53	7.111	1:04.246	53	7.092	1:04.691
77	3 LAPS	1:20.465	67	2 LAPS	1:08.921
78	10.240	1:05.603	78	11.734	1:06.204
41	2 LAPS	1:16.308	93	3 LAPS	1:21.176
14	1 LAP	1:11.526	77	3 LAPS	1:21.850
35	1 LAP	1:12.966	14	1 LAP	1:10.472
178	1 LAP	1:12.282	41	2 LAPS	1:16.895
59	46.144	1:08.616	35	1 LAP	1:13.490
42	1 LAP	1:12.429	59	50.468	1:09.034
147	1 LAP	1:12.812	178	1 LAP	1:14.071
48	53.922	1:09.428	147	1 LAP	1:13.301
177	1 LAP	1:14.963	48	58.723	1:09.511
38	1 LAP	1:13.659	42	1 LAP	1:23.199
			177	1 LAP	1:13.448
			38	1 LAP	1:14.453

Session Start: 12:33:45 - Finish: 12:48:54
Weather/Track Conditions: Bright/Dry
Circuit: Silverstone National
Track Length: 2.638 Km - 1.6390 miles

MST
Full results available at www.mstworld.com. Email: timing@mstworld.com

Printed : 22-10-2017 - 12:52

Silverstone Finals Historic Race Meeting - 21 - 22 Oct 2017

HSCC Derek Bell Trophy

Qualifying for Race 7 - Classification

Sheet No:

POS	NO	DRIVER/S	CLASS	CLASS POS	CAR MAKE / MODEL	TIME	ON	LAPS	GAP	DIFF	MPH
1	74	Michael Lyons	F	1	Gurney-Eagle FA74	52.511	11	14			112.36
2	65	Jamie Brashaw	F	2	March 73A	52.950	12	17	0.439	0.439	111.43
3	7	Neil Glover	F	3	Chevron B37	54.378	11	14	1.867	1.428	108.51
4	22	Mark Dwyer	C	1	March 742	55.115	10	13	2.604	0.737	107.06
5	17	Michael Bletsoe-Brown	C	2	Chevron B27	56.724	17	18	4.213	1.609	104.02
6	29	Dan Eagling	B	1	Chevron B29	57.108	16	18	4.597	0.384	103.32
7	44	Marc Mercer	B	2	March 73B	57.229	13	15	4.718	0.121	103.10
8	71	Chris Willie	C	3	Chevron B29	58.963	8	9	6.452	1.734	100.07
9	61	Steve Worrad	B	3	Chevron B49	59.368	11	13	6.857	0.405	99.39
10	35	Julian Maynard	C	4	March 742	59.568	13	14	7.057	0.200	99.05
11	55	Frank Lyons	F	4	Lola T332	1:01.459	12	13	8.948	1.891	96.01
12	56	Mark Goldsmith	B	4	Elfin 622	1:06.040	13	15	13.529	4.581	89.35
13	32	Adam Simmonds	E	1	Lola T142	1:07.097	7	10	14.586	1.057	87.94

Car 61 requires a working transponder - Regulation Q.12.2.1 refers.
A 30 second penalty will be applied if not working in the race.

Session Start: 11:16:50 - Finish: 11:36:53
Weather/Track Conditions: Sun/Drying
Circuit: Silverstone National
Track Length: 2.638 Km - 1.6390 miles

These results are provisional until the conclusion of any judicial and technical matters.

Clerk of the Course:	Timekeeper:	Issued at:
Julian Floyd		

MST

Printed : 21-10-2017 - 11:38

Full results available at www.mstworld.com. Email: timing@mstworld.com

Silverstone Finals Historic Race Meeting - 21 - 22 Oct 2017

HSCC Derek Bell Trophy

Qualifying for Race 7 - Sector Analysis

7	Neil Glover (F)							Chevron B37						
lap	Sect-1	Speed	Sect-2	Speed		Laptime	Pit	lap	Sect-1	Speed	Sect-2	Speed		Laptime	Pit
1	Out	107.0	26.640	137.3		1:06.647		8	32.441	153.6	22.515	145.2		54.956	
2	34.481	134.5	23.734	144.9		58.215		9	32.354	152.9	22.383	145.2		54.737	
3	32.213	144.0	22.947	146.1		55.160		10	31.679	154.3	22.955	143.9		54.634	
4	35.559	153.2	22.996	145.5		58.555		11	31.934	153.9	22.444	144.2		54.378	
5	32.482	144.9	22.960	145.5		55.442		12	34.320	118.6				1:04.783	
6	35.748	125.9	23.678	144.9		59.426		13	Out	128.8	29.615	73.2		4:53.951	P
7	31.954	149.8	23.679	143.0		55.633		14	1:14.167	49.6				2:14.290	

17	Michael Bletsoe-Brown (C)							Chevron B27						
lap	Sect-1	Speed	Sect-2	Speed		Laptime	Pit	lap	Sect-1	Speed	Sect-2	Speed		Laptime	Pit
1	Out	80.1	33.869	99.0		1:16.920		10	34.318	139.8	23.520	133.9		57.838	
2	40.986	129.1	25.616	133.4		1:06.602		11	33.607	139.8	23.633	133.9		57.240	
3	35.740	139.2	24.779	133.4		1:00.519		12	33.683	139.5	24.314	133.4		57.997	
4	34.747	137.8	24.689	133.1		59.436		13	33.453	140.1	23.558	133.9		57.011	
5	34.583	139.8	24.108	134.8		58.691		14	33.500	140.1	23.392	134.8		56.892	
6	34.437	138.9	24.031	133.7		58.468		15	33.236	140.4	24.045	126.5		57.281	
7	34.236	140.4	23.953	134.5		58.189		16	33.858	139.8	23.464	134.8		57.322	
8	34.045	140.4	24.384	122.2		58.429		17	33.084	140.4	23.640	134.2		56.724	
9	34.246	138.9	25.962	134.5		1:00.208		18	39.833	74.0				1:29.444	

22	Mark Dwyer (C)							March 742						
lap	Sect-1	Speed	Sect-2	Speed		Laptime	Pit	lap	Sect-1	Speed	Sect-2	Speed		Laptime	Pit
1	Out	124.0	26.378	130.0		1:08.130		8	32.578	141.9	23.903	129.2		56.481	
2	36.157	139.5	24.056	134.2		1:00.213		9	32.519	142.5	22.621	134.5		55.140	
3	33.654	141.0	23.554	132.9		57.208		10	32.363	142.8	22.752	133.1		55.115	
4	34.341	142.5	23.539	134.8		57.880		11	32.476	141.9	23.113	134.8		55.589	
5	34.058	141.6	22.927	135.0		56.985		12	32.519	142.8	22.740	134.8		55.259	
6	32.699	142.2	22.956	134.8		55.655		13	32.914	134.2				1:08.366	
7	32.476	142.2	22.861	134.5		55.337		14							

29	Dan Eagling (B)							Chevron B29						
lap	Sect-1	Speed	Sect-2	Speed		Laptime	Pit	lap	Sect-1	Speed	Sect-2	Speed		Laptime	Pit
1	Out	117.5	26.818	121.8		1:05.627		10	Out	130.3	24.086	125.5		3:43.137	P
2	36.996	128.8	24.826	125.3		1:01.822		11	34.015	130.3	23.238	126.2		57.253	
3	35.694	130.3	24.028	125.7		59.722		12	33.980	130.3	23.298	126.2		57.278	
4	35.020	130.6	23.919	125.3		58.939		13	33.997	129.6	23.235	125.7		57.232	
5	34.550	130.6	23.521	125.0		58.071		14	40.713	117.5	24.065	126.7		1:04.778	
6	35.165	129.8	24.077	125.7		59.242		15	36.313	130.8	24.075	126.7		1:00.388	
7	34.387	131.1	23.552	125.7		57.939		16	33.976	130.8	23.132	126.5		57.108	
8	34.314	130.3	23.316	126.0		57.630		17	33.979	130.6	23.239	125.3		57.218	
9	36.600	126.1				1:05.611		18	39.594	94.5				1:15.882	

32	Adam Simmonds (E)							Lola T142						
lap	Sect-1	Speed	Sect-2	Speed		Laptime	Pit	lap	Sect-1	Speed	Sect-2	Speed		Laptime	Pit
1	Out	90.1	33.259	95.9		1:22.826		6	40.311	119.0	27.738	114.0		1:08.049	
2	44.402	115.9	29.225	105.9		1:13.627		7	39.096	114.3	28.001	111.5		1:07.097	
3	41.629	117.9	28.316	109.1		1:09.945		8	39.309	120.1	27.968	109.4		1:07.277	
4	41.358	111.7	29.964	101.6		1:11.322		9	39.471	119.4	28.691	111.1		1:08.162	
5	41.023	113.9	28.687	106.1		1:09.710		10	48.721	73.4				1:37.913	

35	Julian Maynard (C)							March 742						
lap	Sect-1	Speed	Sect-2	Speed		Laptime	Pit	lap	Sect-1	Speed	Sect-2	Speed		Laptime	Pit
1	Out	102.0	31.356	104.9		1:14.577		8	36.690	128.3	25.494	126.0		1:02.184	
2	43.642	115.1	30.039	113.6		1:13.681		9	36.208	133.2	24.968	127.0		1:01.176	
3	41.641	122.9	27.985	116.0		1:09.626		10	36.138	132.4	24.993	126.7		1:01.131	
4	39.400	117.7	27.476	83.9		1:06.876		11	36.723	121.8	25.022	125.5		1:01.745	
5	41.079	130.1	25.901	115.8		1:06.980		12	35.900	129.3	25.201	126.2		1:01.101	
6	37.017	127.6	25.557	125.3		1:02.574		13	35.319	135.8	24.249	124.6		59.568	
7	40.443	112.4	26.437	119.8		1:06.880		14	1:05.248	65.2				1:53.110	

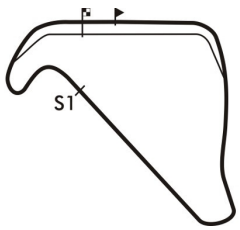

Session Start: 11:16:50 - Finish: 11:36:53
Weather/Track Conditions: Sun/Drying
Circuit: Silverstone National
Track Length: 2.638 Km - 1.6390 miles

Silverstone Finals Historic Race Meeting - 21 - 22 Oct 2017

HSCC Derek Bell Trophy

Qualifying for Race 7 - Sector Analysis

44	Marc Mercer (B)							March 73B							
lap	Sect-1	Speed	Sect-2	Speed		Laptime	Pit	lap	Sect-1	Speed	Sect-2	Speed		Laptime	Pit
1	Out	124.7	25.664	123.9		1:03.158		9	34.451	131.3	23.459	127.2		57.910	
2	36.764	130.3	24.384	127.0		1:01.148		10	34.516	127.6	23.998	126.0		58.514	
3	35.518	130.8	23.993	126.0		59.511		11	34.444	131.8	23.459	127.2		57.903	
4	35.365	131.8	23.697	126.2		59.062		12	34.366	131.8	23.172	127.2		57.538	
5	35.787	131.6	24.128	127.9		59.915		13	34.097	131.6	23.132	128.4		57.229	
6	35.383	131.8	24.837	126.2		1:00.220		14	34.054	131.6	23.230	127.2		57.284	
7	35.650	129.8	23.897	127.0		59.547		15	34.864	92.9				1:25.026	
8	34.668	131.8	23.661	126.7		58.329		16							

55	Frank Lyons (F)							Lola T332							
lap	Sect-1	Speed	Sect-2	Speed		Laptime	Pit	lap	Sect-1	Speed	Sect-2	Speed		Laptime	Pit
1	Out	77.0	33.854	99.9		1:18.607		8	38.368	113.4				1:11.104	
2	46.848	106.0	27.466	109.8		1:14.314		9	Out	122.9	26.091	120.0		2:06.486	P
3	37.676	112.0	26.482	122.2		1:04.158		10	37.605	124.3	27.921	82.1		1:05.526	
4	38.188	125.9	25.479	128.4		1:03.667		11	40.344	121.1	26.073	119.8		1:06.417	
5	36.218	122.0	25.605	127.9		1:01.823		12	36.927	133.4	24.532	129.5		1:01.459	
6	38.790	118.4	26.529	119.1		1:05.319		13	35.832	128.3				1:10.536	
7	37.439	122.9	26.746	120.2		1:04.185		14							

56	Mark Goldsmith (B)							Elfin 622							
lap	Sect-1	Speed	Sect-2	Speed		Laptime	Pit	lap	Sect-1	Speed	Sect-2	Speed		Laptime	Pit
1	Out	88.8	29.883	108.2		1:16.160		9	40.124	114.5	26.665	111.5		1:06.789	
2	42.754	100.9	28.623	111.1		1:11.377		10	40.350	114.5	26.785	110.7		1:07.135	
3	42.623	99.0	31.812	93.7		1:14.435		11	40.657	114.9	27.465	107.8		1:08.122	
4	43.991	107.7	29.466	106.4		1:13.457		12	40.715	111.1	27.087	110.7		1:07.802	
5	43.294	103.6	28.527	105.7		1:11.821		13	39.570	115.7	26.470	112.2		1:06.040	
6	41.373	115.5	27.107	110.7		1:08.480		14	41.148	106.2	26.863	112.2		1:08.011	
7	41.302	113.9	26.808	111.7		1:08.110		15	1:01.134	90.1				2:04.455	
8	42.607	114.9	26.460	112.0		1:09.067		16							

61	Steve Worrad (B)							Chevron B49							
lap	Sect-1	Speed	Sect-2	Speed		Laptime	Pit	lap	Sect-1	Speed	Sect-2	Speed		Laptime	Pit
1						1:10.806		8						1:01.162	
2						1:04.810		9						59.689	
3						1:02.045		10						59.955	
4						1:01.644		11						59.368	
5						1:00.116		12						59.720	
6						1:15.180		13						1:20.162	
7			In			3:00.194	P	14							

65	Jamie Brashaw (F)							March 73A							
lap	Sect-1	Speed	Sect-2	Speed		Laptime	Pit	lap	Sect-1	Speed	Sect-2	Speed		Laptime	Pit
1	Out	114.5	26.672	121.3		1:04.505		10	31.026	151.8	22.260	150.5		53.286	
2	36.678	125.2	24.303	138.7		1:00.981		11	31.064	146.8	22.549	151.2		53.613	
3	33.283	147.8	22.892	147.5		56.175		12	30.893	147.2	22.057	146.8		52.950	
4	31.995	140.4	22.840	148.8		54.835		13	30.773	147.8	22.735	141.1		53.508	
5	31.794	138.9	22.984	150.8		54.778		14	31.648	146.5	22.508	149.8		54.156	
6	32.017	151.1	22.817	149.8		54.834		15	31.068	147.5	22.082	152.6		53.150	
7	31.334	151.1	22.256	150.8		53.590		16	31.335	151.8	21.974	152.2		53.309	
8	31.261	153.9	22.072	151.2		53.333		17	31.045	150.5				1:19.461	
9	31.238	141.0	22.718	147.8		53.956		18							

71	Chris Willie (C)							Chevron B29							
lap	Sect-1	Speed	Sect-2	Speed		Laptime	Pit	lap	Sect-1	Speed	Sect-2	Speed		Laptime	Pit
1	Out	112.0	28.504	117.9		1:14.385		6	Out	132.9	24.818	127.5		2:21.246	P
2	39.720	120.1	27.902	123.4		1:07.622		7	35.383	134.5	24.212	128.4		59.595	
3	36.824	131.8	25.111	126.5		1:01.935		8	34.775	133.9	24.188	129.7		58.963	
4	35.648	134.8	25.275	126.5		1:00.923		9	1:01.438	77.9				1:46.990	
5	34.739	130.8				1:10.864		10							

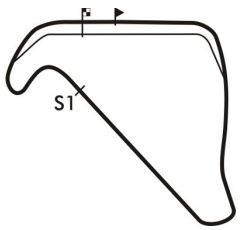

Session Start: 11:16:50 - Finish: 11:36:53
Weather/Track Conditions: Sun/Drying
Circuit: Silverstone National
Track Length: 2.638 Km - 1.6390 miles

Silverstone Finals Historic Race Meeting - 21 - 22 Oct 2017

HSCC Derek Bell Trophy

Qualifying for Race 7 - Sector Analysis

74	Michael Lyons (F)							Gurney-Eagle FA74							
lap	Sect-1	Speed	Sect-2	Speed		Laptime	Pit	lap	Sect-1	Speed	Sect-2	Speed		Laptime	Pit
1	Out	70.1	26.314	140.5		1:11.314		8	Out	148.5	22.974	144.9		3:55.553	P
2	33.665	137.0	23.821	145.2		57.486		9	30.882	153.6	21.691	145.8		52.573	
3	33.285	152.2	22.448	145.8		55.733		10	31.039	152.9	22.234	144.9		53.273	
4	31.983	152.5	22.563	145.5		54.546		11	30.978	153.2	21.533	145.8		52.511	
5	31.191	152.5	21.935	146.8		53.126		12	31.226	152.5				58.197	
6	31.092	153.2	22.019	144.5		53.111		13	Out	125.4	23.601	146.8		2:45.514	P
7	31.852	153.2				57.442		14	30.689	152.9				1:18.277	

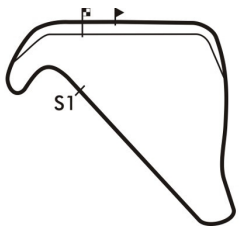

Session Start: 11:16:50 - Finish: 11:36:53
Weather/Track Conditions: Sun/Drying
Circuit: Silverstone National
Track Length: 2.638 Km - 1.6390 miles

Silverstone Finals Historic Race Meeting - 21 - 22 Oct 2017

HSCC Derek Bell Trophy

Qualifying for Race 7 - Best Sector Times

	SECTOR 1			SECTOR 2		
	NO	TIME	LAP	NO	TIME	LAP
1	74	30.689	14	74	21.533	11
2	65	30.773	13	65	21.974	16
3	7	31.679	10	7	22.383	9
4	22	32.363	10	22	22.621	9
5	17	33.084	17	29	23.132	16
6	29	33.976	16	44	23.132	13
7	44	34.054	14	17	23.392	14
8	71	34.739	5	71	24.188	8
9	35	35.319	13	35	24.249	13
10	55	35.832	13	55	24.532	12
11	32	39.096	7	56	26.460	8
12	56	39.570	13	32	27.738	6
13	61			61		

IDEAL / BEST LAP COMPARISON

NO	NAME	BEST	IN	IDEAL	DIFF
74	Michael Lyons	52.511	11	52.222	+0.289
65	Jamie Brashaw	52.950	12	52.747	+0.203
7	Neil Glover	54.378	11	54.062	+0.316
22	Mark Dwyer	55.115	10	54.984	+0.131
17	Michael Bletsoe-Brown	56.724	17	56.476	+0.248
29	Dan Eagling	57.108	16	57.108	+0.000
44	Marc Mercer	57.229	13	57.186	+0.043
71	Chris Willie	58.963	8	58.927	+0.036
61	Steve Worrad	59.368	11		+
35	Julian Maynard	59.568	13	59.568	+0.000
55	Frank Lyons	1:01.459	12	1:00.364	+1.095
56	Mark Goldsmith	1:06.040	13	1:06.030	+0.010
32	Adam Simmonds	1:07.097	7	1:06.834	+0.263

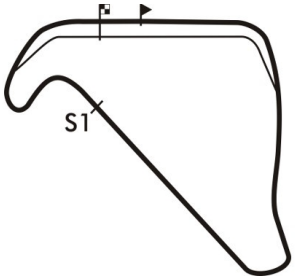

Session Start: 11:16:50 - Finish: 11:36:53
Weather/Track Conditions: Sun/Drying
Circuit: Silverstone National
Track Length: 2.638 Km - 1.6390 miles

Silverstone Finals Historic Race Meeting - 21 - 22 Oct 2017

HSCC Derek Bell Trophy

Qualifying for Race 7 - Best Sector Speeds

	NO	SECTOR 1	MPH	NO	SECTOR 2	MPH
1	7	Neil Glover	154.3	65	Jamie Brashaw	152.6
2	65	Jamie Brashaw	153.9	74	Michael Lyons	146.8
3	74	Michael Lyons	153.6	7	Neil Glover	146.1
4	22	Mark Dwyer	142.8	22	Mark Dwyer	135.0
5	17	Michael Bletsoe-Brown	140.4	17	Michael Bletsoe-Brown	134.8
6	35	Julian Maynard	135.8	71	Chris Willie	129.7
7	71	Chris Willie	134.8	55	Frank Lyons	129.5
8	55	Frank Lyons	133.4	44	Marc Mercer	128.4
9	44	Marc Mercer	131.8	35	Julian Maynard	127.0
10	29	Dan Eagling	131.1	29	Dan Eagling	126.7
11	32	Adam Simmonds	120.1	32	Adam Simmonds	114.0
12	56	Mark Goldsmith	115.7	56	Mark Goldsmith	112.2
13	61	Steve Worrad	0.0	61	Steve Worrad	0.0

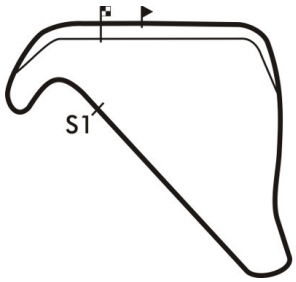

Session Start: 11:16:50 - Finish: 11:36:53
Weather/Track Conditions: Sun/Drying
Circuit: Silverstone National
Track Length: 2.638 Km - 1.6390 miles

Silverstone Finals Historic Race Meeting - 21 - 22 Oct 2017

HSCC Derek Bell Trophy

Race 7 - Starting Grid

Sheet No:

Start Time : 17:15 - Heat Duration : 20 Minutes

7				13	32	Adam Simmonds	
6	12	56	Mark Goldsmith	11	55	Frank Lyons	
5	10	35	Julian Maynard	9	61	Steve Worrad	
4	8	71	Chris Willie	7	44	Marc Mercer	
3	6	29	Dan Eagling	5	17	Michael Bletsoe-Brown	
2	4	22	Mark Dwyer	3	7	Neil Glover	
1	2	65	Jamie Brashaw	1	74	Michael Lyons	
ROW						Pole Left	

Circuit: Silverstone National
Track Length: 2.638 Km - 1.6390 miles

These results are provisional until the conclusion of any judicial and technical matters.

Clerk of the Course:	Timekeeper:	Issued at:
Julian Floyd		

MST

Printed : 21-10-2017 - 11:40

Full results available at www.mstworld.com. Email: timing@mstworld.com

Silverstone Finals Historic Race Meeting - 21 - 22 Oct 2017

HSCC Derek Bell Trophy

Race 7 - Classification

Sheet No:

POS	NO	DRIVER/S	CLASS	CLASS POS	CAR MAKE / MODEL	TIME	LAPS	GAP	DIFF	MPH	BEST	ON
1	74	Michael Lyons	F	1	Gurney-Eagle FA74	20:38.325	20	-- 20 laps		95.29	53.593	4
2	65	Jamie Brashaw	F	2	March 73A	20:40.107	20	1.782	1.782	95.16	54.388	4
3	22	Mark Dwyer	C	1	March 742	21:04.655	20	26.330	24.548	93.31	55.075	6
4	29	Dan Eagling	B	1	Chevron B29	21:34.118	20	55.793	29.463	91.19	58.524	5
5	17	Michael Bletsoe-Brown	C	2	Chevron B27	20:58.805	19	-- 19 laps	30.259	89.05	58.617	5
6	61	Steve Worrad	B	2	Chevron B49	21:22.552	19	23.747	23.747	87.41	59.788	4
7	35	Julian Maynard	C	3	March 742	21:52.154	18	-- 18 laps	1:41.264	80.94	1:01.334	4
8	32	Adam Simmonds	E	1	Lola T142	21:07.901	17	-- 17 laps	34.127	79.11	1:09.385	2
9	56	Mark Goldsmith	B	3	Elfin 622	20:45.350	16	-- 16 laps	52.644	75.80	1:12.656	4
		---------- NOT CLASSIFIED ----------										
DNF	71	Chris Willie	C		Chevron B29	11:22.630	10	-- 10 laps		86.43	58.377	5
DNF	7	Neil Glover	F		Chevron B37	8:31.796	9	-- 9 laps --		103.7	54.628	6
DNF	44	Marc Mercer	B		March 73B	14:37.197	7	-- 7 laps --	8:04.517	47.08	58.405	4
DNF	55	Frank Lyons	F		Lola T332	4:07.268	4	-- 4 laps --	2.892	95.45	1:00.619	3

---------- FASTEST LAP SUMMARY ----------

NO	DRIVER/S	CLASS	CAR MAKE / MODEL	FASTEST LAP	ON	MPH
74	Michael Lyons	F	Gurney-Eagle FA74	53.593	4	110.10
22	Mark Dwyer	C	March 742	55.075	6	107.13
44	Marc Mercer	B	March 73B	58.405	4	101.03
32	Adam Simmonds	E	Lola T142	1:09.385	2	85.04

Session Start: 17:03:58 - Finish: 17:24:35
Weather/Track Conditions: Rain/Wet
Circuit: Silverstone National
Track Length: 2.638 Km - 1.6390 miles

These results are provisional until the conclusion of any judicial and technical matters.

Clerk of the Course:	Timekeeper:	Issued at:
Julian Floyd		

MST

Printed : 21-10-2017 - 17:27

Full results available at www.mstworld.com. Email: timing@mstworld.com

Silverstone Finals Historic Race Meeting - 21 - 22 Oct 2017

HSCC Derek Bell Trophy

Race 7 - Sector Analysis

7	Neil Glover (F)							Chevron B37						
lap	Sect-1	Speed	Sect-2	Speed		Laptime	Pit	lap	Sect-1	Speed	Sect-2	Speed		Laptime	Pit
1		147.2	23.919	144.2		59.124		6	31.745	152.9	22.883	144.9		54.628	
2	32.775	149.5	23.710	145.2		56.485		7	32.162	152.5	23.647	132.9		55.809	
3	32.620	152.5	23.124	144.9		55.744		8	33.424	151.5	23.837	138.7		57.261	
4	32.298	152.9	23.070	144.5		55.368		9	33.646	148.1	28.209	26.1		1:01.855	
5	31.995	146.8	23.527	144.5		55.522		10							

17	Michael Bletsoe-Brown (C)							Chevron B27						
lap	Sect-1	Speed	Sect-2	Speed		Laptime	Pit	lap	Sect-1	Speed	Sect-2	Speed		Laptime	Pit
1		138.1	24.727	133.1		1:01.789		11	41.243	126.9	30.263	113.4		1:11.506	
2	34.969	136.4	25.003	133.4		59.972		12	41.148	130.8	31.218	109.8		1:12.366	
3	35.069	138.4	24.678	132.9		59.747		13	40.537	126.1	30.610	114.0		1:11.147	
4	34.624	139.2	24.181	133.7		58.805		14	40.961	125.4	30.351	108.5		1:11.312	
5	34.024	138.4	24.593	124.6		58.617		15	40.795	116.7	30.989	110.0		1:11.784	
6	34.720	137.8	24.858	132.3		59.578		16	41.396	125.0	31.594	112.2		1:12.990	
7	34.908	138.7	24.857	131.8		59.765		17	42.030	127.6	30.803	107.5		1:12.833	
8	35.118	138.4	25.429	129.7		1:00.547		18	41.697	125.9	30.083	115.8		1:11.780	
9	36.037	137.5	27.479	117.0		1:03.516		19	40.530	122.2	30.320	114.0		1:10.850	
10	39.139	129.1	30.762	111.5		1:09.901		20							

22	Mark Dwyer (C)							March 742						
lap	Sect-1	Speed	Sect-2	Speed		Laptime	Pit	lap	Sect-1	Speed	Sect-2	Speed		Laptime	Pit
1		141.3	23.770	134.8		59.722		11	38.627	129.6	27.906	118.7		1:06.533	
2	33.451	141.9	23.297	135.0		56.748		12	38.839	133.2	28.164	110.3		1:07.003	
3	32.987	141.9	23.044	135.3		56.031		13	39.717	128.1	28.818	109.6		1:08.535	
4	32.440	141.9	22.678	135.6		55.118		14	40.754	127.1	28.418	118.1		1:09.172	
5	32.678	142.2	22.584	135.0		55.262		15	40.576	123.8	28.978	112.4		1:09.554	
6	32.270	143.4	22.805	134.8		55.075		16	40.026	131.1	28.469	116.8		1:08.495	
7	32.670	141.9	23.646	133.9		56.316		17	40.205	127.8	28.826	113.6		1:09.031	
8	33.171	141.9	23.599	134.8		56.770		18	39.735	126.4	28.587	114.0		1:08.322	
9	33.517	141.9	33.623	118.9		1:07.140		19	39.242	123.6	28.296	115.6		1:07.538	
10	37.134	132.9	27.080	115.4		1:04.214		20	39.514	128.1	28.562	116.2		1:08.076	

29	Dan Eagling (B)							Chevron B29						
lap	Sect-1	Speed	Sect-2	Speed		Laptime	Pit	lap	Sect-1	Speed	Sect-2	Speed		Laptime	Pit
1		127.3	24.603	124.1		1:02.739		11	40.099	126.9	29.031	112.8		1:09.130	
2	35.921	127.8	24.121	126.2		1:00.042		12	40.066	125.4	29.556	106.1		1:09.622	
3	35.021	128.6	24.295	126.0		59.316		13	40.879	124.7	29.240	111.1		1:10.119	
4	34.975	129.3	23.909	125.7		58.884		14	40.169	128.1	28.630	111.8		1:08.799	
5	34.597	128.3	23.927	125.7		58.524		15	40.658	126.1	28.424	114.0		1:09.082	
6	34.955	128.6	24.784	125.0		59.739		16	40.045	126.6	28.511	113.2		1:08.556	
7	35.663	128.6	24.325	124.6		59.988		17	39.898	128.1	27.752	116.2		1:07.650	
8	35.910	130.6	25.134	123.4		1:01.044		18	39.676	127.1	27.550	115.8		1:07.226	
9	36.539	128.6	26.678	116.6		1:03.217		19	39.286	128.1	27.478	117.4		1:06.764	
10	39.066	126.1	29.039	110.9		1:08.105		20	38.524	128.6	27.048	117.9		1:05.572	

32	Adam Simmonds (E)							Lola T142						
lap	Sect-1	Speed	Sect-2	Speed		Laptime	Pit	lap	Sect-1	Speed	Sect-2	Speed		Laptime	Pit
1		119.6	28.209	112.6		1:12.433		10	45.684	110.6	32.269	95.3		1:17.953	
2	41.000	114.3	28.385	112.8		1:09.385		11	45.777	105.8	32.604	95.9		1:18.381	
3	41.658	110.0	31.028	104.4		1:12.686		12	46.010	107.9	31.605	97.9		1:17.615	
4	41.848	111.7	29.480	105.7		1:11.328		13	45.286	113.6	31.618	99.2		1:16.904	
5	41.965	108.4	29.577	106.2		1:11.542		14	44.822	103.2	31.483	101.0		1:16.305	
6	43.141	108.6	29.836	104.4		1:12.977		15	44.546	106.0	31.622	97.0		1:16.168	
7	42.157	111.7	30.337	101.8		1:12.494		16	44.173	112.4	30.669	102.3		1:14.842	
8	42.510	108.4	31.309	98.7		1:13.819		17	43.729	108.6	31.466	101.3		1:15.195	
9	45.932	105.8	31.942	97.7		1:17.874		18							

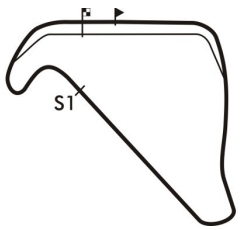

Session Start: 17:03:58 - Finish: 17:24:35
Weather/Track Conditions: Rain/Wet
Circuit: Silverstone National
Track Length: 2.638 Km - 1.6390 miles

Silverstone Finals Historic Race Meeting - 21 - 22 Oct 2017

HSCC Derek Bell Trophy

Race 7 - Sector Analysis

35	Julian Maynard (C)							March 742							
lap	Sect-1	Speed	Sect-2	Speed		Laptime	Pit	lap	Sect-1	Speed	Sect-2	Speed		Laptime	Pit
1		130.3	25.673	125.7		1:05.754		10	43.432	124.3	30.628	111.1		1:14.060	
2	37.189	129.1	25.742	126.0		1:02.931		11	1:04.254	108.9	32.956	96.1		1:37.210	
3	36.007	130.1	25.606	128.2		1:01.613		12	46.408	107.9	33.183	98.3		1:19.591	
4	35.965	132.4	25.369	126.7		1:01.334		13	45.411	111.3	33.063	95.2		1:18.474	
5	35.611	133.7	25.738	122.2		1:01.349		14	46.191	119.2	31.954	104.7		1:18.145	
6	37.468	132.6	27.356	116.2		1:04.824		15	45.517	112.4	32.682	97.3		1:18.199	
7	39.729	125.0	29.207	97.9		1:08.936		16	46.233	105.4	32.085	102.6		1:18.318	
8	40.616	127.1	28.726	104.7		1:09.342		17	46.679	110.7	31.710	106.1		1:18.389	
9	44.181	121.8	31.124	103.6		1:15.305		18	45.677	110.6	32.703	101.5		1:18.380	

44	Marc Mercer (B)							March 73B							
lap	Sect-1	Speed	Sect-2	Speed		Laptime	Pit	lap	Sect-1	Speed	Sect-2	Speed		Laptime	Pit
1		125.9	25.325	125.7		1:04.174		5	34.504	130.6	25.953	89.6		1:00.457	
2	36.854	131.1	24.467	126.5		1:01.321		6	47.772	90.0				1:24.557	
3	35.762	131.6	24.714	126.5		1:00.476		7	Out	118.1	In			8:07.807	P
4	34.756	130.8	23.649	127.0		58.405		8							

55	Frank Lyons (F)							Lola T332							
lap	Sect-1	Speed	Sect-2	Speed		Laptime	Pit	lap	Sect-1	Speed	Sect-2	Speed		Laptime	Pit
1		128.6	25.672	130.7		1:04.490		3	34.821	137.8	25.798	126.7		1:00.619	
2	35.846	135.0	25.163	129.5		1:01.009		4	36.522	126.1	24.628	136.7		1:01.150	

56	Mark Goldsmith (B)							Elfin 622							
lap	Sect-1	Speed	Sect-2	Speed		Laptime	Pit	lap	Sect-1	Speed	Sect-2	Speed		Laptime	Pit
1		107.4	30.426	97.7		1:18.481		9	48.341	98.0	33.934	87.9		1:22.275	
2	44.797	106.7	29.765	104.2		1:14.562		10	48.676	105.0	32.141	92.4		1:20.817	
3	43.170	104.5	29.868	101.8		1:13.038		11	47.604	101.7	33.584	87.7		1:21.188	
4	43.699	108.1	28.957	97.3		1:12.656		12	48.891	100.8	32.772	89.6		1:21.663	
5	44.491	107.9	30.861	101.6		1:15.352		13	47.341	110.2	31.899	92.6		1:19.240	
6	44.258	107.4	30.088	102.6		1:14.346		14	47.594	100.2	32.117	94.4		1:19.711	
7	45.615	97.4	30.706	98.6		1:16.321		15	47.032	104.4	31.698	97.7		1:18.730	
8	46.671	94.9	33.298	85.5		1:19.969		16	46.411	104.0	30.590	97.1		1:17.001	

61	Steve Worrad (B)							Chevron B49							
lap	Sect-1	Speed	Sect-2	Speed		Laptime	Pit	lap	Sect-1	Speed	Sect-2	Speed		Laptime	Pit
1		124.7	25.711			1:06.559		11	41.533	112.0	29.920			1:11.453	
2	36.612	125.0	24.526			1:01.138		12	43.424	100.8	30.134			1:13.558	
3	36.023	122.0	24.527			1:00.550		13	43.997	102.6	30.059			1:14.056	
4	35.484	123.4	24.304			59.788		14	43.511	104.7	29.939	100.3		1:13.450	
5	35.684	122.2	24.201			59.885		15	43.414	108.2	29.907	107.6		1:13.321	
6	36.384	124.5	25.899			1:02.283		16	42.996	107.2	29.372			1:12.368	
7	36.121	123.4	24.801	117.6		1:00.922		17	43.301	104.5	29.054			1:12.355	
8	36.385	123.1	25.411			1:01.796		18	42.728	101.1	29.060			1:11.788	
9	37.056	123.8	28.175			1:05.231		19						1:11.662	
10	40.743	117.5	29.646	112.6		1:10.389		20							

65	Jamie Brashaw (F)							March 73A							
lap	Sect-1	Speed	Sect-2	Speed		Laptime	Pit	lap	Sect-1	Speed	Sect-2	Speed		Laptime	Pit
1		147.8	23.880	138.5		58.398		11	39.530	122.9	28.233	111.1		1:07.763	
2	33.303	150.5	23.146	144.2		56.449		12	39.347	133.4	27.693	114.0		1:07.040	
3	32.665	144.9	22.855	148.5		55.520		13	39.882	126.9	28.363	107.3		1:08.245	
4	31.675	147.2	22.713	147.8		54.388		14	39.244	119.6	29.906	106.8		1:09.150	
5	31.774	154.3	22.717	147.5		54.491		15	39.760	127.8	29.047	115.2		1:08.807	
6	31.960	144.6	22.651	145.8		54.611		16	38.982	123.8	29.162	116.8		1:08.144	
7	31.979	145.9	23.480	140.8		55.459		17	38.287	126.6	28.787	117.9		1:07.074	
8	32.135	146.2	23.674	139.9		55.809		18	38.616	126.4	28.571	113.4		1:07.187	
9	32.757	149.1	25.402	125.5		58.159		19	38.650	123.6	27.706	123.9		1:06.356	
10	35.314	138.7	28.934	103.7		1:04.248		20	36.069	136.4	26.740	119.6		1:02.809	

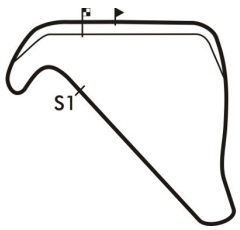

Session Start: 17:03:58 - Finish: 17:24:35
Weather/Track Conditions: Rain/Wet
Circuit: Silverstone National
Track Length: 2.638 Km - 1.6390 miles

Silverstone Finals Historic Race Meeting - 21 - 22 Oct 2017

HSCC Derek Bell Trophy

Race 7 - Sector Analysis

71	Chris Willie (C)							Chevron B29							
lap	Sect-1	Speed	Sect-2	Speed		Laptime	Pit	lap	Sect-1	Speed	Sect-2	Speed		Laptime	Pit
1		131.8	24.917	129.2		1:03.248		6	34.998	130.1	24.850	121.3		59.848	
2	35.520	134.5	24.463	130.7		59.983		7	35.607	135.3	24.228	129.0		59.835	
3	34.710	133.9	24.561	130.5		59.271		8	35.257	134.2	24.649	127.2		59.906	
4	34.761	136.7	24.026	130.2		58.787		9	43.546	91.3				1:23.212	
5	34.337	135.8	24.040	131.3		58.377		10	Out	96.7	In			2:00.163	P

74	Michael Lyons (F)							Gurney-Eagle FA74							
lap	Sect-1	Speed	Sect-2	Speed		Laptime	Pit	lap	Sect-1	Speed	Sect-2	Speed		Laptime	Pit
1		150.5	23.350	141.1		56.840		11	35.624	147.8	26.288	130.7		1:01.912	
2	37.280	97.5				1:08.775		12	35.944	145.6	26.018	133.4		1:01.962	
3	Out	151.1	22.398	144.2		1:51.764	P	13	35.238	149.1	25.959	130.0		1:01.197	
4	31.297	151.5	22.296	144.2		53.593		14	35.791	149.1	26.035	134.5		1:01.826	
5	31.146	151.5	22.616	143.0		53.762		15	35.068	150.5	25.417	134.5		1:00.485	
6	31.354	152.5	22.726	142.0		54.080		16	34.911	150.1	25.313	134.8		1:00.224	
7	31.851	151.1	22.877	143.3		54.728		17	35.416	150.5	25.042	137.9		1:00.458	
8	31.982	151.5	25.442	96.0		57.424		18	34.576	151.1	24.908	138.2		59.484	
9	35.269	139.8	26.209	130.0		1:01.478		19	34.445	150.5	24.342	141.4		58.787	
10	35.327	140.4	26.135	130.2		1:01.462		20	33.621	146.2	24.463	141.1		58.084	

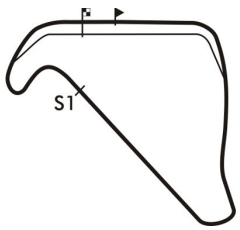

Session Start: 17:03:58 - Finish: 17:24:35
Weather/Track Conditions: Rain/Wet
Circuit: Silverstone National
Track Length: 2.638 Km - 1.6390 miles

Silverstone Finals Historic Race Meeting - 21 - 22 Oct 2017

HSCC Derek Bell Trophy

Race 7 - Best Sector Times

	SECTOR 1			SECTOR 2		
	NO	TIME	LAP	NO	TIME	LAP
1	74	31.146	5	74	22.296	4
2	65	31.675	4	22	22.584	5
3	7	31.745	6	65	22.651	6
4	22	32.270	6	7	22.883	6
5	17	34.024	5	44	23.649	4
6	71	34.337	5	29	23.909	4
7	44	34.504	5	71	24.026	4
8	29	34.597	5	17	24.181	4
9	55	34.821	3	61	24.201	5
10	61	35.484	4	55	24.628	4
11	35	35.611	5	35	25.369	4
12	32	41.000	2	32	28.209	1
13	56	43.170	3	56	28.957	4

IDEAL / BEST LAP COMPARISON

NO	NAME	BEST	IN	IDEAL	DIFF
74	Michael Lyons	53.593	4	53.442	+0.151
65	Jamie Brashaw	54.388	4	54.326	+0.062
22	Mark Dwyer	55.075	6	54.854	+0.221
29	Dan Eagling	58.524	5	58.506	+0.018
17	Michael Bletsoe-Brown	58.617	5	58.205	+0.412
61	Steve Worrad	59.788	4	59.685	+0.103
35	Julian Maynard	1:01.334	4	1:00.980	+0.354
32	Adam Simmonds	1:09.385	2	1:09.209	+0.176
56	Mark Goldsmith	1:12.656	4	1:12.127	+0.529
7	Neil Glover	54.628	6	54.628	+0.000
71	Chris Willie	58.377	5	58.363	+0.014
44	Marc Mercer	58.405	4	58.153	+0.252
55	Frank Lyons	1:00.619	3	59.449	+1.170

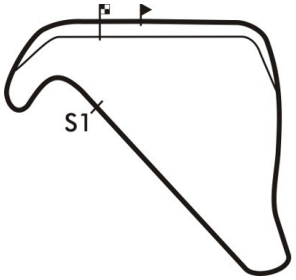

Session Start: 17:03:58 - Finish: 17:24:35
Weather/Track Conditions: Rain/Wet
Circuit: Silverstone National
Track Length: 2.638 Km - 1.6390 miles

Silverstone Finals Historic Race Meeting - 21 - 22 Oct 2017

HSCC Derek Bell Trophy

Race 7 - Best Sector Speeds

	NO	SECTOR 1	MPH	NO	SECTOR 2	MPH
1	65	Jamie Brashaw	154.3	65	Jamie Brashaw	148.5
2	7	Neil Glover	152.9	7	Neil Glover	145.2
3	74	Michael Lyons	152.5	74	Michael Lyons	144.2
4	22	Mark Dwyer	143.4	55	Frank Lyons	136.7
5	17	Michael Bletsoe-Brown	139.2	22	Mark Dwyer	135.6
6	55	Frank Lyons	137.8	17	Michael Bletsoe-Brown	133.7
7	71	Chris Willie	136.7	71	Chris Willie	131.3
8	35	Julian Maynard	133.7	35	Julian Maynard	128.2
9	44	Marc Mercer	131.6	44	Marc Mercer	127.0
10	29	Dan Eagling	130.6	29	Dan Eagling	126.2
11	61	Steve Worrad	125.0	61	Steve Worrad	117.6
12	32	Adam Simmonds	119.6	32	Adam Simmonds	112.8
13	56	Mark Goldsmith	110.2	56	Mark Goldsmith	104.2

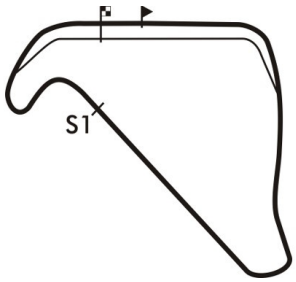

Session Start: 17:03:58 - Finish: 17:24:35
Weather/Track Conditions: Rain/Wet
Circuit: Silverstone National
Track Length: 2.638 Km - 1.6390 miles

Silverstone Finals Historic Race Meeting - 21 - 22 Oct 2017

HSCC Derek Bell Trophy

Race 7 - Lap Chart

Lap 1			Lap 2			Lap 3			Lap 4			Lap 5			Lap 6		
NO	Behind	Laptime	NO	Behind	Laptime	NO	Behind	Laptime	NO	Behind	Laptime	NO	Behind	Laptime	NO	Behind	Laptime
74		56.840	65		56.449	65		55.520	65		54.388	65		54.491	65		54.611
65	1.558	58.398	7	0.762	56.485	7	0.986	55.744	56	1 LAP	1:13.038	7	2.997	55.522	7	3.014	54.628
7	2.284	59.124	22	1.623	56.748	22	2.134	56.031	7	1.966	55.368	22	3.635	55.262	22	4.099	55.075
22	2.882	59.722	17	6.914	59.972	17	11.141	59.747	22	2.864	55.118	32	1 LAP	1:11.328	74	1 LAP	53.762
17	4.949	1:01.789	29	7.934	1:00.042	29	11.730	59.316	74	1 LAP	1:51.764	74	1 LAP	53.593	32	1 LAP	1:11.542
29	5.899	1:02.739	71	8.384	59.983	71	12.135	59.271	17	15.558	58.805	56	1 LAP	1:12.656	17	24.651	59.578
71	6.408	1:03.248	44	10.648	1:01.321	44	15.604	1:00.476	29	16.226	58.884	17	19.684	58.617	29	25.387	59.739
44	7.334	1:04.174	55	10.652	1:01.009	55	15.751	1:00.619	71	16.534	58.787	29	20.259	58.524	71	25.657	59.848
55	7.650	1:04.490	74	10.768	1:08.775	61	17.880	1:00.550	44	19.621	58.405	71	20.420	58.377	61	36.346	1:02.283
35	8.914	1:05.754	61	12.850	1:01.138	35	19.931	1:01.613	55	22.513	1:01.150	44	25.587	1:00.457	56	1 LAP	1:15.352
61	9.719	1:06.559	35	13.838	1:02.931	32	44.137	1:12.686	61	23.280	59.788	61	28.674	59.885	35	43.948	1:04.824
32	15.593	1:12.433	32	26.971	1:09.385				35	26.877	1:01.334	35	33.735	1:01.349			
56	21.641	1:18.481	56	38.196	1:14.562												

Session Start: 17:03:58 - Finish: 17:24:35
Weather/Track Conditions: Rain/Wet
Circuit: Silverstone National
Track Length: 2.638 Km - 1.6390 miles

Silverstone Finals Historic Race Meeting - 21 - 22 Oct 2017

HSCC Derek Bell Trophy

Race 7 - Lap Chart

Lap 7			Lap 8			Lap 9			Lap 10			Lap 11			Lap 12		
NO	Behind	Laptime	NO	Behind	Laptime	NO	Behind	Laptime	NO	Behind	Laptime	NO	Behind	Laptime	NO	Behind	Laptime
65		55.459	65		55.809	65		58.159	65		1:04.248	65		1:07.763	65		1:07.040
44	1 LAP	1:24.557	35	1 LAP	1:08.936	74	1 LAP	57.424	74	1 LAP	1:01.478	22	13.634	1:06.533	22	13.597	1:07.003
7	3.364	55.809	56	2 LAPS	1:14.346	7	8.512	1:01.855	32	2 LAPS	1:13.819	32	2 LAPS	1:17.874	32	2 LAPS	1:17.953
22	4.956	56.316	7	4.816	57.261	35	1 LAP	1:09.342	22	14.864	1:04.214	35	1 LAP	1:14.060	29	48.015	1:09.622
74	1 LAP	54.080	22	5.917	56.770	22	14.898	1:07.140	35	1 LAP	1:15.305	29	45.433	1:09.130	17	53.774	1:12.366
17	28.957	59.765	74	1 LAP	54.728	56	2 LAPS	1:16.321	56	2 LAPS	1:19.969	71	1 LAP	2:00.163	74	55.445	1:01.962
29	29.916	59.988	17	33.695	1:00.547	17	39.052	1:03.516	29	44.066	1:08.105	17	48.448	1:11.506	35	1 LAP	1:37.210
71	30.033	59.835	71	34.130	59.906	29	40.209	1:03.217	17	44.705	1:09.901	56	2 LAPS	1:22.275	56	2 LAPS	1:20.817
32	1 LAP	1:12.977	29	35.151	1:01.044	61	54.868	1:05.231	61	1:01.009	1:10.389	74	1:00.523	1:01.912			
61	41.809	1:00.922	61	47.796	1:01.796	71	59.183	1:23.212	74	1:06.374	1:01.462	61	1:04.699	1:11.453			
			32	1 LAP	1:12.494												

Session Start: 17:03:58 - Finish: 17:24:35
Weather/Track Conditions: Rain/Wet
Circuit: Silverstone National
Track Length: 2.638 Km - 1.6390 miles

Silverstone Finals Historic Race Meeting - 21 - 22 Oct 2017

HSCC Derek Bell Trophy

Race 7 - Lap Chart

Lap 13			Lap 14			Lap 15			Lap 16			Lap 17			Lap 18		
NO	Behind	Laptime	NO	Behind	Laptime	NO	Behind	Laptime	NO	Behind	Laptime	NO	Behind	Laptime	NO	Behind	Laptime
65		1:08.245	65		1:09.150	65		1:08.807	65		1:08.144	65		1:07.074	65		1:07.187
61	1 LAP	1:13.558	35	2 LAPS	1:19.591	35	2 LAPS	1:18.474	22	15.007	1:08.495	22	16.964	1:09.031	17	1 LAP	1:12.833
22	13.887	1:08.535	61	1 LAP	1:14.056	61	1 LAP	1:13.450	61	1 LAP	1:13.321	74	18.215	1:00.458	32	3 LAPS	1:16.168
32	2 LAPS	1:18.381	56	3 LAPS	1:21.188	22	14.656	1:09.554	35	2 LAPS	1:18.145	61	1 LAP	1:12.368	74	10.512	59.484
74	48.397	1:01.197	22	13.909	1:09.172	56	3 LAPS	1:21.663	74	24.831	1:00.224	35	2 LAPS	1:18.199	22	18.099	1:08.322
29	49.889	1:10.119	44	7 LAPS	8:07.807	74	32.751	1:00.485	56	3 LAPS	1:19.240	56	3 LAPS	1:19.711	61	1 LAP	1:12.355
17	56.676	1:11.147	74	41.073	1:01.826	29	49.813	1:09.082	29	50.225	1:08.556	29	50.801	1:07.650	35	2 LAPS	1:18.318
			32	2 LAPS	1:17.615	32	2 LAPS	1:16.904	32	2 LAPS	1:16.305				29	50.840	1:07.226
			29	49.538	1:08.799	17	1:01.815	1:11.784	17	1:06.661	1:12.990				56	3 LAPS	1:18.730
			17	58.838	1:11.312												

Session Start: 17:03:58 - Finish: 17:24:35
Weather/Track Conditions: Rain/Wet
Circuit: Silverstone National
Track Length: 2.638 Km - 1.6390 miles

Silverstone Finals Historic Race Meeting - 21 - 22 Oct 2017

HSCC Derek Bell Trophy

Race 7 - Lap Chart

Lap 19			Lap 20		
NO	Behind	Laptime	NO	Behind	Laptime
65		1:06.356	74		58.084
74	2.943	58.787	65	1.782	1:02.809
17	1 LAP	1:11.780	56	4 LAPS	1:17.001
32	3 LAPS	1:14.842	17	1 LAP	1:10.850
22	19.281	1:07.538	22	26.330	1:08.076
61	1 LAP	1:11.788	32	3 LAPS	1:15.195
29	51.248	1:06.764	61	1 LAP	1:11.662
35	2 LAPS	1:18.389	29	55.793	1:05.572
			35	2 LAPS	1:18.380

Session Start: 17:03:58 - Finish: 17:24:35
Weather/Track Conditions: Rain/Wet
Circuit: Silverstone National
Track Length: 2.638 Km - 1.6390 miles

MST
Full results available at www.mstworld.com. Email: timing@mstworld.com

Printed : 21-10-2017 - 17:27

Silverstone Finals Historic Race Meeting - 21 - 22 Oct 2017

HSCC Derek Bell Trophy

Race 14 - Starting Grid

Sheet No:

Start Time : 13:40 - Heat Duration : 20 Minutes

7				13	55	Frank Lyons
6	12	44	Marc Mercer	11	7	Neil Glover
5	10	71	Chris Willie	9	56	Mark Goldsmith
4	8	32	Adam Simmonds	7	35	Julian Maynard
3	6	61	Steve Worrad	5	17	Michael Bletsoe-Brown
2	4	29	Dan Eagling	3	22	Mark Dwyer
1	2	65	Jamie Brashaw	1	74	Michael Lyons
ROW			Pole Left			

Circuit: Silverstone National
Track Length: 2.638 Km - 1.6390 miles

These results are provisional until the conclusion of any judicial and technical matters.

Clerk of the Course:	Timekeeper:	Issued at:
Julian Floyd		

MST

Printed : 22-10-2017 - 07:58

Full results available at www.mstworld.com. Email: timing@mstworld.com

Silverstone Finals Historic Race Meeting - 21 - 22 Oct 2017

HSCC Derek Bell Trophy

Race 14 - Classification

Sheet No:

POS	NO	DRIVER/S	CLASS	CLASS POS	CAR MAKE / MODEL	TIME	LAPS	GAP	DIFF	MPH	BEST	ON
1	74	Michael Lyons	F	1	Gurney-Eagle FA74	20:16.760	23	-- 23 laps		111.5	52.221	19
2	65	Jamie Brashaw	F	2	March 73A	20:22.601	23	5.841	5.841	111.0	52.408	13
3	7	Neil Glover	F	3	Chevron B37	20:21.055	22	-- 22 laps	51.328	106.3	54.633	8
4	22	Mark Dwyer	C	1	March 742	20:23.860	22	2.805	2.805	106.0	54.963	9
5	44	Marc Mercer	B	1	March 73B	20:19.436	21	-- 21 laps	51.432	101.6	57.375	20
6	29	Dan Eagling	B	2	Chevron B29	20:25.406	21	5.970	5.970	101.1	57.407	10
7	17	Michael Bletsoe-Brown	C	2	Chevron B27	20:54.670	21	35.234	29.264	98.75	57.863	5
8	35	Julian Maynard	C	3	March 742	21:06.525	21	47.089	11.855	97.83	59.090	17
9	32	Adam Simmonds	E	1	Lola T142	20:53.121	18	-- 18 laps	2:45.125	84.75	1:07.243	15
10	56	Mark Goldsmith	B	3	Elfin 622	21:07.788	18	14.667	14.667	83.77	1:08.748	13
		---------- NOT CLASSIFIED ----------										
DNF	61	Steve Worrad	B		Chevron B49	19:36.003	18	-- 18 laps		90.31	1:00.648	3
DNF	71	Chris Willie	C		Chevron B29	17:18.268	17	-- 17 laps		96.60	57.784	7
DNF	55	Frank Lyons	F		Lola T332							

---------- FASTEST LAP SUMMARY ----------

NO	DRIVER/S	CLASS	CAR MAKE / MODEL	FASTEST LAP	ON	MPH
74	Michael Lyons	F	Gurney-Eagle FA74	52.221	19	112.99
22	Mark Dwyer	C	March 742	54.963	9	107.35
44	Marc Mercer	B	March 73B	57.375	20	102.84
32	Adam Simmonds	E	Lola T142	1:07.243	15	87.75

Session Start: 13:38:40 - Finish: 13:58:56
Weather/Track Conditions: Sun/Dry
Circuit: Silverstone National
Track Length: 2.638 Km - 1.6390 miles

These results are provisional until the conclusion of any judicial and technical matters.

Clerk of the Course:	Timekeeper:	Issued at:
Julian Floyd		

MST

Printed : 22-10-2017 - 14:01

Full results available at www.mstworld.com. Email: timing@mstworld.com

Silverstone Finals Historic Race Meeting - 21 - 22 Oct 2017

HSCC Derek Bell Trophy

Race 14 - Sector Analysis

7	Neil Glover (F)							Chevron B37						
lap	Sect-1	Speed	Sect-2	Speed		Laptime	Pit	lap	Sect-1	Speed	Sect-2	Speed		Laptime	Pit
1		135.6	23.657	139.6		1:00.703		12	31.737	148.1	22.903	144.5		54.640	
2	34.959	142.8	23.527	143.9		58.486		13	31.818	139.8	23.406	143.6		55.224	
3	31.848	148.5	23.202	144.2		55.050		14	32.256	150.1	22.862	144.5		55.118	
4	31.884	147.2	23.327	144.5		55.211		15	32.475	144.0	23.051	144.2		55.526	
5	32.341	149.1	23.957	145.2		56.298		16	32.293	150.1	22.699	144.9		54.992	
6	32.043	149.5	22.931	144.2		54.974		17	31.729	150.8	22.940	142.0		54.669	
7	31.977	147.8	22.894	143.9		54.871		18	32.760	151.1	22.770	143.9		55.530	
8	31.659	150.5	22.974	143.6		54.633		19	32.072	150.8	22.944	143.6		55.016	
9	31.809	150.1	22.927	144.2		54.736		20	31.756	150.5	23.014	143.3		54.770	
10	32.032	150.5	23.057	144.2		55.089		21	32.465	149.8	23.275	143.0		55.740	
11	31.651	144.6	23.121	144.5		54.772		22	32.024	149.8	22.983	144.5		55.007	

17	Michael Bletsoe-Brown (C)							Chevron B27						
lap	Sect-1	Speed	Sect-2	Speed		Laptime	Pit	lap	Sect-1	Speed	Sect-2	Speed		Laptime	Pit
1		131.6	25.011	133.4		1:00.564		12	33.994	134.2	25.105	130.0		59.099	
2	49.764	132.6	24.609	132.3		1:14.373		13	34.238	134.5	24.004	134.5		58.242	
3	34.355	134.8	24.882	132.3		59.237		14	34.684	135.3	24.267	134.5		58.951	
4	33.876	134.2	25.001	133.4		58.877		15	33.877	135.0	24.438	132.1		58.315	
5	33.503	135.8	24.360	133.7		57.863		16	34.043	133.9	24.584	128.4		58.627	
6	35.712	95.9	24.491	122.5		1:00.203		17	34.422	126.9	24.694	132.9		59.116	
7	34.731	132.9	24.372	131.8		59.103		18	34.828	132.4	24.500	133.9		59.328	
8	35.437	134.5	24.392	134.5		59.829		19	34.475	133.2	24.868	132.3		59.343	
9	34.314	137.0	24.680	135.0		58.994		20	34.300	132.9	24.621	133.9		58.921	
10	33.931	134.8	24.529	134.8		58.460		21	34.254	132.1	24.374	133.7		58.628	
11	34.050	137.5	24.547	135.3		58.597		22							

22	Mark Dwyer (C)							March 742						
lap	Sect-1	Speed	Sect-2	Speed		Laptime	Pit	lap	Sect-1	Speed	Sect-2	Speed		Laptime	Pit
1		135.6	23.228	134.8		57.106		12	32.420	137.2	22.635	135.9		55.055	
2	33.007	135.0	22.926	135.0		55.933		13	32.247	138.7	22.963	134.2		55.210	
3	32.611	136.1	23.026	134.5		55.637		14	32.453	137.2	22.940	135.9		55.393	
4	32.701	136.1	23.153	135.0		55.854		15	32.989	136.4	22.843	134.5		55.832	
5	33.028	136.4	23.203	135.0		56.231		16	32.522	137.5	22.848	134.5		55.370	
6	32.406	136.4	22.956	134.5		55.362		17	32.326	138.1	22.760	133.7		55.086	
7	32.516	137.0	23.063	134.5		55.579		18	33.173	135.6	22.979	134.8		56.152	
8	32.512	138.4	22.806	135.0		55.318		19	32.717	138.7	22.884	135.0		55.601	
9	32.270	138.4	22.693	135.6		54.963		20	32.603	137.5	23.279	135.9		55.882	
10	32.597	138.1	22.917	135.6		55.514		21	32.471	137.5	23.046	135.6		55.517	
11	32.580	138.7	22.829	135.9		55.409		22	32.451	136.7	23.405	134.5		55.856	

29	Dan Eagling (B)							Chevron B29						
lap	Sect-1	Speed	Sect-2	Speed		Laptime	Pit	lap	Sect-1	Speed	Sect-2	Speed		Laptime	Pit
1		123.4	24.652	124.6		1:00.321		12	35.947	126.6	23.705	124.3		59.652	
2	38.213	123.8	24.129	125.0		1:02.342		13	34.217	126.1	23.717	124.6		57.934	
3	34.479	125.0	23.897	124.8		58.376		14	34.443	125.2	23.685	124.3		58.128	
4	34.142	124.5	24.342	121.8		58.484		15	34.330	125.7	23.758	124.1		58.088	
5	34.070	124.7	23.706	126.0		57.776		16	34.156	126.1	23.695	124.6		57.851	
6	33.683	126.6	23.740	125.0		57.423		17	34.274	125.7	23.601	124.6		57.875	
7	33.837	128.1	23.710	125.3		57.547		18	34.354	126.6	23.737	123.9		58.091	
8	34.070	127.3	23.534	125.3		57.604		19	34.553	126.1	23.590	124.1		58.143	
9	33.903	127.8	23.511	124.8		57.414		20	34.208	125.9	24.546	124.8		58.754	
10	33.963	127.1	23.444	125.3		57.407		21	34.413	127.1	23.763	124.6		58.176	
11	34.560	128.1	23.460	125.5		58.020		22							

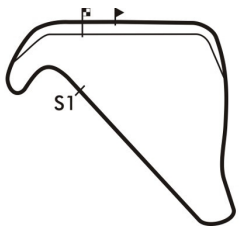

Session Start: 13:38:40 - Finish: 13:58:56
Weather/Track Conditions: Sun/Dry
Circuit: Silverstone National
Track Length: 2.638 Km - 1.6390 miles

Silverstone Finals Historic Race Meeting - 21 - 22 Oct 2017

HSCC Derek Bell Trophy

Race 14 - Sector Analysis

32	Adam Simmonds (E)						Lola T142						
lap	Sect-1	Speed	Sect-2	Speed		Laptime	Pit	lap	Sect-1	Speed	Sect-2	Speed		Laptime	Pit
1		102.3	29.748	105.1		1:14.984		10	40.893	114.7	27.924	105.6		1:08.817	
2	40.837	102.6	29.412	106.8		1:10.249		11	41.052	109.5	27.687	107.8		1:08.739	
3	41.998	100.8	29.685	103.9		1:11.683		12	40.489	109.8	27.935	109.1		1:08.424	
4	42.778	112.4	29.143	105.7		1:11.921		13	40.290	119.8	27.328	113.6		1:07.618	
5	41.361	115.9	28.588	105.7		1:09.949		14	40.175	114.1	27.691	107.6		1:07.866	
6	40.852	113.6	28.932	104.6		1:09.784		15	39.792	116.1	27.451	109.6		1:07.243	
7	42.967	112.0	29.195	107.1		1:12.162		16	39.309	116.7	28.331	111.8		1:07.640	
8	41.554	114.5	28.220	108.7		1:09.774		17	40.204	117.7	27.889	111.5		1:08.093	
9	40.857	114.1	28.543	101.3		1:09.400		18	40.682	116.1	28.093	110.5		1:08.775	

35	Julian Maynard (C)						March 742						
lap	Sect-1	Speed	Sect-2	Speed		Laptime	Pit	lap	Sect-1	Speed	Sect-2	Speed		Laptime	Pit
1		118.8	26.161	127.9		1:03.319		12	34.692	132.9	24.561	127.9		59.253	
2	37.180	118.6	25.629	128.2		1:02.809		13	35.583	132.1	24.347	127.5		59.930	
3	35.299	131.1	25.291	128.2		1:00.590		14	34.831	128.1	24.736	124.6		59.567	
4	35.227	114.7	25.270	124.1		1:00.497		15	35.505	132.1	24.357	127.2		59.862	
5	35.270	129.8	24.744	127.7		1:00.014		16	34.823	128.3	24.820	129.0		59.643	
6	35.212	130.1	24.957	128.2		1:00.169		17	34.845	131.3	24.245	127.5		59.090	
7	35.155	132.4	26.154	111.8		1:01.309		18	34.912	130.8	24.598	126.2		59.510	
8	38.507	132.6	25.000	113.2		1:03.507		19	35.050	130.8	24.502	127.0		59.552	
9	35.404	133.2	24.665	127.2		1:00.069		20	34.976	130.8	24.499	128.7		59.475	
10	34.802	132.9	24.361	128.7		59.163		21	35.154	130.6	24.348	126.2		59.502	
11	35.155	131.6	24.540	128.4		59.695		22							

44	Marc Mercer (B)						March 73B						
lap	Sect-1	Speed	Sect-2	Speed		Laptime	Pit	lap	Sect-1	Speed	Sect-2	Speed		Laptime	Pit
1		126.6	24.463	127.7		1:01.491		12	34.670	128.6	23.428	126.2		58.098	
2	36.661	123.6	23.759	127.0		1:00.420		13	34.217	127.3	23.373	126.2		57.590	
3	34.547	126.4	23.790	126.2		58.337		14	34.673	127.3	23.377	126.5		58.050	
4	34.259	125.7	23.610	126.5		57.869		15	34.096	127.3	23.406	125.7		57.502	
5	34.237	126.9	23.755	127.2		57.992		16	34.160	128.3	23.362	126.0		57.522	
6	34.255	126.4	23.623	126.7		57.878		17	34.544	127.1	23.464	126.0		58.008	
7	34.166	128.1	23.400	126.5		57.566		18	34.298	128.8	24.048	126.2		58.346	
8	34.293	127.6	23.461	127.2		57.754		19	34.091	128.3	23.348	126.2		57.439	
9	34.034	127.8	23.360	126.2		57.394		20	33.983	127.8	23.392	126.0		57.375	
10	33.986	128.1	23.417	126.2		57.403		21	34.222	128.6	23.347	127.0		57.569	
11	34.436	130.1	23.397	127.0		57.833		22							

55	Frank Lyons (F)						Lola T332						
lap	Sect-1	Speed	Sect-2	Speed		Laptime	Pit	lap	Sect-1	Speed	Sect-2	Speed		Laptime	Pit

56	Mark Goldsmith (B)						Elfin 622						
lap	Sect-1	Speed	Sect-2	Speed		Laptime	Pit	lap	Sect-1	Speed	Sect-2	Speed		Laptime	Pit
1		107.5	29.345	103.1		1:15.762		10	41.881	112.0	27.982	109.4		1:09.863	
2	41.874	109.3	28.504	110.2		1:10.378		11	42.036	108.2	28.050	104.1		1:10.086	
3	41.666	108.2	29.424	107.8		1:11.090		12	41.648	107.0	29.549	97.4		1:11.197	
4	43.270	110.4	28.839	110.0		1:12.109		13	41.138	111.5	27.610	110.0		1:08.748	
5	41.767	106.9	28.910	108.5		1:10.677		14	40.724	110.7	28.151	107.3		1:08.875	
6	41.435	109.5	30.141	107.8		1:11.576		15	40.821	108.2	28.567	104.2		1:09.388	
7	41.197	110.4	28.410	108.5		1:09.607		16	41.401	110.7	27.655	108.2		1:09.056	
8	41.985	112.4	28.198	108.2		1:10.183		17	41.295	110.0	28.427	109.1		1:09.722	
9	41.199	106.5	28.533	106.6		1:09.732		18	41.198	109.1	28.541	107.3		1:09.739	

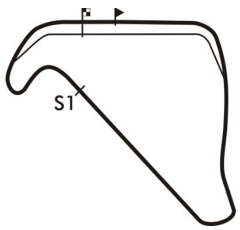

Session Start: 13:38:40 - Finish: 13:58:56
Weather/Track Conditions: Sun/Dry
Circuit: Silverstone National
Track Length: 2.638 Km - 1.6390 miles

Silverstone Finals Historic Race Meeting - 21 - 22 Oct 2017

HSCC Derek Bell Trophy

Race 14 - Sector Analysis

61	Steve Worrad (B)							Chevron B49						
lap	Sect-1	Speed	Sect-2	Speed		Laptime	Pit	lap	Sect-1	Speed	Sect-2	Speed		Laptime	Pit
1		116.9	25.658	121.6		1:04.178		10	36.641	111.1	25.953			1:02.594	
2	36.468	111.8	24.471			1:00.939		11	36.571	111.3	25.274			1:01.845	
3	35.900	111.8	24.748			1:00.648		12	36.622	108.9	26.517			1:03.139	
4	36.369	110.7	24.599			1:00.968		13	37.986	108.8	25.837			1:03.823	
5	36.260	108.9	25.230	115.6		1:01.490		14	37.724	105.2	31.839			1:09.563	
6	36.044	111.7	24.812			1:00.856		15	42.525	88.0	29.218			1:11.743	
7	36.053	114.1	24.717			1:00.770		16	46.915	81.7	30.180			1:17.095	
8	38.001	114.1	25.340			1:03.341		17	44.552	84.4	30.842			1:15.394	
9	36.494	112.2	24.972			1:01.466		18	45.245	82.0	30.906			1:16.151	

65	Jamie Brashaw (F)							March 73A						
lap	Sect-1	Speed	Sect-2	Speed		Laptime	Pit	lap	Sect-1	Speed	Sect-2	Speed		Laptime	Pit
1		134.2	22.794	151.5		55.062		13	30.563	155.0	21.845	151.2		52.408	
2	31.304	137.8	22.539	151.5		53.843		14	30.816	156.4	22.049	150.5		52.865	
3	30.634	149.5	22.330	151.9		52.964		15	31.197	155.7	22.313	150.2		53.510	
4	30.773	148.8	22.174	151.9		52.947		16	31.216	154.3	22.038	148.5		53.254	
5	30.698	147.2	21.972	151.9		52.670		17	31.264	156.4	22.109	150.8		53.373	
6	30.619	155.7	21.919	152.2		52.538		18	31.081	155.3	21.955	151.2		53.036	
7	30.654	153.2	22.032	151.9		52.686		19	30.840	154.6	22.283	150.5		53.123	
8	31.142	148.5	22.435	150.8		53.577		20	30.753	153.6	22.292	150.2		53.045	
9	31.137	154.3	21.946	151.5		53.083		21	30.854	150.1	22.574	139.0		53.428	
10	30.738	144.6	22.242	151.5		52.980		22	30.936	148.1	22.366	150.2		53.302	
11	30.777	152.2	22.108	147.8		52.885		23	30.917	156.1	21.957	150.8		52.874	
12	31.160	157.9	21.988	150.5		53.148		24							

71	Chris Willie (C)							Chevron B29						
lap	Sect-1	Speed	Sect-2	Speed		Laptime	Pit	lap	Sect-1	Speed	Sect-2	Speed		Laptime	Pit
1		118.4	26.089	129.0		1:03.448		10	34.566	130.1	24.572	124.3		59.138	
2	35.295	131.1	24.015	130.5		59.310		11	34.697	130.3	24.871	124.8		59.568	
3	34.536	132.9	24.135	129.5		58.671		12	35.616	129.3	24.498	127.0		1:00.114	
4	34.237	116.5	24.256	130.0		58.493		13	35.581	128.8	24.446	126.2		1:00.027	
5	34.129	131.6	23.890	130.2		58.019		14	35.081	128.1	24.556	125.7		59.637	
6	34.019	132.6	25.471	128.7		59.490		15	36.818	128.1	25.010	124.1		1:01.828	
7	34.034	132.9	23.750	129.5		57.784		16	35.901	123.4	28.488	115.4		1:04.389	
8	34.896	131.8	24.281	127.5		59.177		17	39.831	106.2				1:19.356	
9	34.916	123.1	24.903	128.7		59.819		18							

74	Michael Lyons (F)							Gurney-Eagle FA74						
lap	Sect-1	Speed	Sect-2	Speed		Laptime	Pit	lap	Sect-1	Speed	Sect-2	Speed		Laptime	Pit
1		147.2	22.465	145.2		54.405		13	30.770	151.1	21.760	146.1		52.530	
2	31.725	146.8	22.235	145.5		53.960		14	30.872	149.8	21.701	146.5		52.573	
3	30.872	148.8	21.972	145.5		52.844		15	30.646	150.5	21.627	146.5		52.273	
4	30.759	148.8	22.319	145.5		53.078		16	30.781	148.8	22.151	147.5		52.932	
5	30.647	148.8	21.792	146.1		52.439		17	31.094	150.8	22.018	144.5		53.112	
6	30.562	150.1	21.829	146.1		52.391		18	30.728	151.1	22.035	146.8		52.763	
7	30.741	149.1	21.807	147.5		52.548		19	30.580	149.8	21.641	146.1		52.221	
8	31.292	149.5	23.086	145.2		54.378		20	30.719	151.5	21.667	146.5		52.386	
9	30.822	150.8	21.911	146.1		52.733		21	30.686	152.2	22.048	147.5		52.734	
10	30.789	149.8	22.040	146.1		52.829		22	31.404	146.2	21.885	146.8		53.289	
11	30.726	150.5	21.875	145.2		52.601		23	31.054	150.8	21.763	147.5		52.817	
12	30.650	151.5	22.274	144.9		52.924		24							

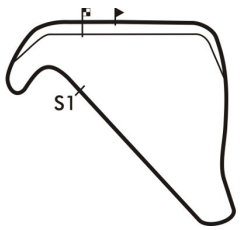

Session Start: 13:38:40 - Finish: 13:58:56
Weather/Track Conditions: Sun/Dry
Circuit: Silverstone National
Track Length: 2.638 Km - 1.6390 miles

Silverstone Finals Historic Race Meeting - 21 - 22 Oct 2017

HSCC Derek Bell Trophy

Race 14 - Best Sector Times

	SECTOR 1			SECTOR 2		
	NO	TIME	LAP	NO	TIME	LAP
1	74	30.562	6	74	21.627	15
2	65	30.563	13	65	21.845	13
3	7	31.651	11	22	22.635	12
4	22	32.247	13	7	22.699	16
5	17	33.503	5	44	23.347	21
6	29	33.683	6	29	23.444	10
7	44	33.983	20	71	23.750	7
8	71	34.019	6	17	24.004	13
9	35	34.692	12	35	24.245	17
10	61	35.900	3	61	24.471	2
11	32	39.309	16	32	27.328	13
12	56	40.724	14	56	27.610	13
13	55			55		

IDEAL / BEST LAP COMPARISON

NO	NAME	BEST	IN	IDEAL	DIFF
74	Michael Lyons	52.221	19	52.189	+0.032
65	Jamie Brashaw	52.408	13	52.408	+0.000
7	Neil Glover	54.633	8	54.350	+0.283
22	Mark Dwyer	54.963	9	54.882	+0.081
44	Marc Mercer	57.375	20	57.330	+0.045
29	Dan Eagling	57.407	10	57.127	+0.280
17	Michael Bletsoe-Brown	57.863	5	57.507	+0.356
35	Julian Maynard	59.090	17	58.937	+0.153
32	Adam Simmonds	1:07.243	15	1:06.637	+0.606
56	Mark Goldsmith	1:08.748	13	1:08.334	+0.414
71	Chris Willie	57.784	7	57.769	+0.015
61	Steve Worrad	1:00.648	3	1:00.371	+0.277
55	Frank Lyons				+

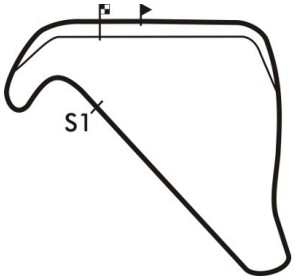

Session Start: 13:38:40 - Finish: 13:58:56
Weather/Track Conditions: Sun/Dry
Circuit: Silverstone National
Track Length: 2.638 Km - 1.6390 miles

Silverstone Finals Historic Race Meeting - 21 - 22 Oct 2017

HSCC Derek Bell Trophy

Race 14 - Best Sector Speeds

	NO	SECTOR 1	MPH	NO	SECTOR 2	MPH
1	65	Jamie Brashaw	157.9	65	Jamie Brashaw	152.2
2	74	Michael Lyons	152.2	74	Michael Lyons	147.5
3	7	Neil Glover	151.1	7	Neil Glover	145.2
4	22	Mark Dwyer	138.7	22	Mark Dwyer	135.9
5	17	Michael Bletsoe-Brown	137.5	17	Michael Bletsoe-Brown	135.3
6	35	Julian Maynard	133.2	71	Chris Willie	130.5
7	71	Chris Willie	132.9	35	Julian Maynard	129.0
8	44	Marc Mercer	130.1	44	Marc Mercer	127.7
9	29	Dan Eagling	128.1	29	Dan Eagling	126.0
10	32	Adam Simmonds	119.8	61	Steve Worrad	121.6
11	61	Steve Worrad	116.9	32	Adam Simmonds	113.6
12	56	Mark Goldsmith	112.4	56	Mark Goldsmith	110.2
13	55	Frank Lyons	0.0	55	Frank Lyons	0.0

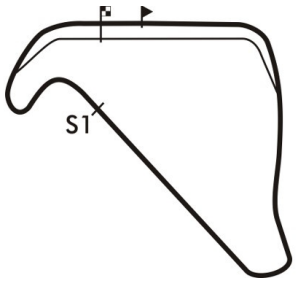

Session Start: 13:38:40 - Finish: 13:58:56
Weather/Track Conditions: Sun/Dry
Circuit: Silverstone National
Track Length: 2.638 Km - 1.6390 miles

Silverstone Finals Historic Race Meeting - 21 - 22 Oct 2017

HSCC Derek Bell Trophy

Race 14 - Lap Chart

Lap 1			Lap 2			Lap 3			Lap 4			Lap 5			Lap 6		
NO	Behind	Laptime	NO	Behind	Laptime	NO	Behind	Laptime	NO	Behind	Laptime	NO	Behind	Laptime	NO	Behind	Laptime
74		54.405	74		53.960	74		52.844	74		53.078	74		52.439	74		52.391
65	0.657	55.062	65	0.540	53.843	65	0.660	52.964	65	0.529	52.947	65	0.760	52.670	65	0.907	52.538
22	2.701	57.106	22	4.674	55.933	22	7.467	55.637	32	1 LAP	1:11.683	22	14.035	56.231	22	17.006	55.362
29	5.916	1:00.321	7	10.824	58.486	7	13.030	55.050	56	1 LAP	1:11.090	7	19.022	56.298	7	21.605	54.974
17	6.159	1:00.564	44	13.546	1:00.420	44	19.039	58.337	22	10.243	55.854	32	1 LAP	1:11.921	44	34.870	57.878
7	6.298	1:00.703	29	14.298	1:02.342	29	19.830	58.376	7	15.163	55.211	56	1 LAP	1:12.109	29	35.605	57.423
44	7.086	1:01.491	71	14.393	59.310	71	20.220	58.671	44	23.830	57.869	44	29.383	57.992	71	38.314	59.490
35	8.914	1:03.319	61	16.752	1:00.939	61	24.556	1:00.648	29	25.236	58.484	29	30.573	57.776	32	1 LAP	1:09.949
71	9.043	1:03.448	35	17.763	1:02.809	35	25.509	1:00.590	71	25.635	58.493	71	31.215	58.019	56	1 LAP	1:10.677
61	9.773	1:04.178	17	26.572	1:14.373	17	32.965	59.237	61	32.446	1:00.968	35	40.503	1:00.014	35	48.281	1:00.169
32	20.579	1:14.984	32	36.868	1:10.249				35	32.928	1:00.497	61	41.497	1:01.490	61	49.962	1:00.856
56	21.357	1:15.762	56	37.775	1:10.378				17	38.764	58.877	17	44.188	57.863	17	52.000	1:00.203

Session Start: 13:38:40 - Finish: 13:58:56
Weather/Track Conditions: Sun/Dry
Circuit: Silverstone National
Track Length: 2.638 Km - 1.6390 miles

Silverstone Finals Historic Race Meeting - 21 - 22 Oct 2017

HSCC Derek Bell Trophy

Race 14 - Lap Chart

Lap 7			Lap 8			Lap 9			Lap 10			Lap 11			Lap 12		
NO	Behind	Laptime	NO	Behind	Laptime	NO	Behind	Laptime	NO	Behind	Laptime	NO	Behind	Laptime	NO	Behind	Laptime
74		52.548	74		54.378	74		52.733	74		52.829	74		52.601	74		52.924
65	1.045	52.686	65	0.244	53.577	65	0.594	53.083	65	0.745	52.980	29	1 LAP	57.407	65	1.253	53.148
22	20.037	55.579	32	2 LAPS	1:09.784	17	1 LAP	59.829	71	1 LAP	59.819	65	1.029	52.885	32	3 LAPS	1:09.400
7	23.928	54.871	35	1 LAP	1:01.309	35	1 LAP	1:03.507	17	1 LAP	58.994	71	1 LAP	59.138	56	3 LAPS	1:09.732
44	39.888	57.566	61	1 LAP	1:00.770	61	1 LAP	1:03.341	35	1 LAP	1:00.069	17	1 LAP	58.460	44	1 LAP	57.833
29	40.604	57.547	17	1 LAP	59.103	32	2 LAPS	1:12.162	61	1 LAP	1:01.466	35	1 LAP	59.163	29	1 LAP	58.020
71	43.550	57.784	56	2 LAPS	1:11.576	56	2 LAPS	1:09.607	22	25.892	55.514	22	28.700	55.409	71	1 LAP	59.568
			22	20.977	55.318	22	23.207	54.963	7	28.446	55.089	7	30.617	54.772	17	1 LAP	58.597
			7	24.183	54.633	7	26.186	54.736	32	2 LAPS	1:09.774	61	1 LAP	1:02.594	22	30.831	55.055
			44	43.264	57.754	44	47.925	57.394	56	2 LAPS	1:10.183				7	32.333	54.640
			29	43.830	57.604	29	48.511	57.414	44	52.499	57.403				35	1 LAP	59.695
			71	48.349	59.177										61	1 LAP	1:01.845

Session Start: 13:38:40 - Finish: 13:58:56
Weather/Track Conditions: Sun/Dry
Circuit: Silverstone National
Track Length: 2.638 Km - 1.6390 miles

Silverstone Finals Historic Race Meeting - 21 - 22 Oct 2017

HSCC Derek Bell Trophy

Race 14 - Lap Chart

Lap 13			Lap 14			Lap 15			Lap 16			Lap 17			Lap 18		
NO	Behind	Laptime	NO	Behind	Laptime	NO	Behind	Laptime	NO	Behind	Laptime	NO	Behind	Laptime	NO	Behind	Laptime
74		52.530	74		52.573	74		52.273	74		52.932	74		53.112	74		52.763
65	1.131	52.408	61	2 LAPS	1:03.139	65	2.660	53.510	35	2 LAPS	59.567	17	2 LAPS	58.315	65	3.516	53.036
44	1 LAP	58.098	65	1.423	52.865	61	2 LAPS	1:03.823	65	2.982	53.254	65	3.243	53.373	71	2 LAPS	1:04.389
29	1 LAP	59.652	44	1 LAP	57.590	44	1 LAP	58.050	56	4 LAPS	1:11.197	35	2 LAPS	59.862	17	2 LAPS	58.627
32	3 LAPS	1:08.817	29	1 LAP	57.934	29	1 LAP	58.128	44	1 LAP	57.502	32	4 LAPS	1:07.618	35	2 LAPS	59.643
56	3 LAPS	1:09.863	71	1 LAP	1:00.027	71	1 LAP	59.637	61	2 LAPS	1:09.563	56	4 LAPS	1:08.748	32	4 LAPS	1:07.866
71	1 LAP	1:00.114	32	3 LAPS	1:08.739	22	39.890	55.832	29	1 LAP	58.088	44	1 LAP	57.522	44	1 LAP	58.008
22	33.511	55.210	22	36.331	55.393	7	40.825	55.526	22	42.328	55.370	29	1 LAP	57.851	56	4 LAPS	1:08.875
7	35.027	55.224	7	37.572	55.118	17	1 LAP	58.951	7	42.885	54.992	22	44.302	55.086	29	1 LAP	57.875
17	1 LAP	59.099	56	3 LAPS	1:10.086	32	3 LAPS	1:08.424	71	1 LAP	1:01.828	7	44.442	54.669	7	47.209	55.530
35	1 LAP	59.253	17	1 LAP	58.242							61	2 LAPS	1:11.743	22	47.691	56.152
			35	1 LAP	59.930												

Session Start: 13:38:40 - Finish: 13:58:56
Weather/Track Conditions: Sun/Dry
Circuit: Silverstone National
Track Length: 2.638 Km - 1.6390 miles

Silverstone Finals Historic Race Meeting - 21 - 22 Oct 2017

HSCC Derek Bell Trophy

Race 14 - Lap Chart

Lap 19			Lap 20			Lap 21			Lap 22			Lap 23		
NO	Behind	Laptime	NO	Behind	Laptime	NO	Behind	Laptime	NO	Behind	Laptime	NO	Behind	Laptime
74		52.221	74		52.386	74		52.734	74		53.289	74		52.817
65	4.418	53.123	56	5 LAPS	1:09.388	22	1 LAP	55.882	7	1 LAP	55.740	44	2 LAPS	57.569
17	2 LAPS	59.116	65	5.077	53.045	32	5 LAPS	1:07.640	29	2 LAPS	58.754	7	1 LAP	55.007
61	3 LAPS	1:17.095	17	2 LAPS	59.328	65	5.771	53.428	22	1 LAP	55.517	65	5.841	52.874
35	2 LAPS	59.090	35	2 LAPS	59.510	56	5 LAPS	1:09.056	65	5.784	53.302	22	1 LAP	55.856
71	2 LAPS	1:19.356	61	3 LAPS	1:15.394	17	2 LAPS	59.343	61	4 LAPS	1:16.151	29	2 LAPS	58.176
44	1 LAP	58.346	44	1 LAP	57.439	35	2 LAPS	59.552	32	5 LAPS	1:08.093	32	5 LAPS	1:08.775
32	4 LAPS	1:07.243	29	1 LAP	58.143	44	1 LAP	57.375	17	2 LAPS	58.921	17	2 LAPS	58.628
29	1 LAP	58.091	7	52.388	54.770				56	5 LAPS	1:09.722	35	2 LAPS	59.502
7	50.004	55.016							35	2 LAPS	59.475	56	5 LAPS	1:09.739
22	51.071	55.601												

Session Start: 13:38:40 - Finish: 13:58:56
Weather/Track Conditions: Sun/Dry
Circuit: Silverstone National
Track Length: 2.638 Km - 1.6390 miles

Silverstone Finals Historic Race Meeting - 21 - 22 Oct 2017

HSCC Historic Formula Ford with Avon Tyres, Radio Caroline & Titan Historic Racing

Qualifying for Race 8 - Classification

Sheet No:

POS	NO	DRIVER/S	CLASS	CLASS POS	CAR MAKE / MODEL	TIME	ON	LAPS	GAP	DIFF	MPH
1	94	Michael O'Brien		1	Merlyn Mk20	1:04.379	8	11			91.65
2	53	Richard Tarling		2	Jamun T2	1:04.470	11	11	0.091	0.091	91.52
3	57	Cameron Jackson		3	Lola T200	1:04.651	11	11	0.272	0.181	91.27
4	1	Callum Grant		4	Merlyn Mk20A	1:04.714	8	11	0.335	0.063	91.18
5	40	Sam Mitchell		5	Merlyn Mk20	1:04.859	8	9	0.480	0.145	90.97
6	73	Ed Thurston		6	Elden Mk8	1:05.237	10	11	0.858	0.378	90.45
7	4	Maxim Bartell		7	Merlyn Mk20A	1:05.283	10	11	0.904	0.046	90.38
8	48	Benn Tilley		8	Merlyn Mk20	1:05.317	10	11	0.938	0.034	90.33
9	49	Harvey Sykes		9	Crossle 20F	1:05.633	5	11	1.254	0.316	89.90
10	42	Cormac Flanagan		10	Alexis Mk14	1:05.707	7	11	1.328	0.074	89.80
11	14	Neil Shinner	OF	1	Merlyn Mk20	1:05.744	7	11	1.365	0.037	89.75
12	36	Rob Smith	OF	2	Merlyn Mk20	1:05.963	7	11	1.584	0.219	89.45
13	21	Ross Drybrough		11	Merlyn Mk20 AS	1:06.038	7	11	1.659	0.075	89.35
14	157	David Wild	OF	3	Lola T204	1:06.179	7	11	1.800	0.141	89.16
15	17	Brian Morris	OF	4	Lola T202	1:06.328	7	10	1.949	0.149	88.96
16	22	Tim Brise	OF	5	Merlyn Mk20	1:06.413	8	11	2.034	0.085	88.84
17	141	Matthew Wrigley		12	Lotus 59	1:06.739	7	11	2.360	0.326	88.41
18	20	Kevin Stanzl	OF	6	Crossle 20F	1:06.882	8	11	2.503	0.143	88.22
19	77	Chris Sharples	OF	7	Palliser WDF1	1:07.070	8	11	2.691	0.188	87.97
20	19	Stephen King	OF	8	Macon MR8	1:07.385	9	10	3.006	0.315	87.56
21	66	Andrew Wiggins	OF	9	Titan Mk6	1:07.521	10	11	3.142	0.136	87.39
22	64	Arthur Atkinson	OF	10	Merlyn Mk20A	1:07.597	9	10	3.218	0.076	87.29
23	82	Lee Penson		13	Lotus 51A	1:07.617	6	10	3.238	0.020	87.26
24	54	Alex Meek	OF	11	Merlyn Mk20A	1:07.642	10	10	3.263	0.025	87.23
25	27	Dick Dixon	OF	12	Lotus 61	1:07.696	10	10	3.317	0.054	87.16
26	11	Antony Ross		14	Lola T200	1:07.750	6	10	3.371	0.054	87.09
27	177	Peter Hannam	OF	13	Nike Mk6	1:07.862	8	10	3.483	0.112	86.95
28	81	James Lovett		15	Lola T200	1:08.163	10	10	3.784	0.301	86.56
29	88	Tony Cove		16	March 709	1:08.750	9	10	4.371	0.587	85.82
30	29	Donald Laird	OF	14	Elden Mk8	1:09.327	10	10	4.948	0.577	85.11
31	71	Alan Cook	OF	15	Mallock Mk9	1:09.559	10	10	5.180	0.232	84.83
32	78	Geoffrey Underwood	OF	16	Merlyn Mk20	1:10.180	8	10	5.801	0.621	84.08
33	156	Rachel Arnold		17	Merlyn Mk20	1:11.212	9	10	6.833	1.032	82.86
34	55	Roger Arnold	OF	17	Merlyn Mk20	1:11.523	5	9	7.144	0.311	82.50
35	99	Nick Arden	OF	18	Merlyn Mk11A	1:12.390	7	9	8.011	0.867	81.51
36	2	Alison Langridge	N	1	Lotus 61	1:14.817	8	9	10.438	2.427	78.86
37	98	Adrian Richards		18	Merlyn Mk17	2:37.950	1	2	1:33.5	1:23.13	37.36

Cars 17, 40, 98 require working transponders - Regulation Q.12.2.1 refers.
A 30 second penalty will be applied if not working in the race.

Session Start: 11:43:43 - Finish: 11:55:50
Weather/Track Conditions: Sun/Drying
Circuit: Silverstone National
Track Length: 2.638 Km - 1.6390 miles

These results are provisional until the conclusion of any judicial and technical matters.

Clerk of the Course:	Timekeeper:	Issued at:
Julian Floyd		

MST

Printed : 21-10-2017 - 12:02

Full results available at www.mstworld.com. Email: timing@mstworld.com

Silverstone Finals Historic Race Meeting - 21 - 22 Oct 2017

HSCC Historic Formula Ford with Avon Tyres, Radio Caroline & Titan Historic Racing

Qualifying for Race 8 - Sector Analysis

1	Callum Grant ( )								Merlyn Mk20A								
lap	Sect-1	Speed	Sect-2	Speed	Sect-3	Speed	Laptime	Pit	lap	Sect-1	Speed	Sect-2	Speed	Sect-3	Speed	Laptime	Pit
1	41.320	109.7	26.983	107.6			1:08.303		7	39.232	114.5	26.141	109.6			1:05.373	
2	39.178	112.8	26.409	108.2			1:05.587		8	38.629	116.1	26.085	110.9			1:04.714	
3	38.774	113.4	26.167	109.8			1:04.941		9	38.554	112.8	26.344	108.5			1:04.898	
4	38.427	115.9	27.190	108.5			1:05.617		10	38.661	113.0	26.290	108.7			1:04.951	
5	39.066	112.6	27.340	108.3			1:06.406		11	38.792	112.4	26.066	108.2			1:04.858	
6	38.965	114.1	26.788	110.7			1:05.753		12								

2	Alison Langridge (N)								Lotus 61								
lap	Sect-1	Speed	Sect-2	Speed	Sect-3	Speed	Laptime	Pit	lap	Sect-1	Speed	Sect-2	Speed	Sect-3	Speed	Laptime	Pit
1	54.558	84.0	35.801	91.3			1:30.359		6	49.619	93.5	32.375	95.9			1:21.994	
2	49.310	99.0	32.732	95.2			1:22.042		7	46.257	99.1	30.177	102.4			1:16.434	
3	47.036	101.2	30.660	98.3			1:17.696		8	43.783	103.2	31.034	97.6			1:14.817	
4	46.616	100.6	31.345	99.5			1:17.961		9	45.174	101.7	30.083	101.8			1:15.257	
5	46.216	102.9	31.804	90.3			1:18.020		10								

4	Maxim Bartell ( )								Merlyn Mk20A								
lap	Sect-1	Speed	Sect-2	Speed	Sect-3	Speed	Laptime	Pit	lap	Sect-1	Speed	Sect-2	Speed	Sect-3	Speed	Laptime	Pit
1	41.067	110.2	27.415	107.5			1:08.482		7	39.224	112.4	27.339	111.5			1:06.563	
2	39.876	112.8	26.791	108.3			1:06.667		8	40.370	112.8	26.479	109.8			1:06.849	
3	40.127	114.5	27.344	111.3			1:07.471		9	38.868	112.8	26.550	109.2			1:05.418	
4	39.087	113.7	26.704	108.5			1:05.791		10	38.962	113.0	26.321	109.1			1:05.283	
5	39.275	112.8	26.577	109.2			1:05.852		11	39.027	112.8	26.322	109.4			1:05.349	
6	39.781	112.6	27.116	111.7			1:06.897		12								

11	Antony Ross ( )								Lola T200								
lap	Sect-1	Speed	Sect-2	Speed	Sect-3	Speed	Laptime	Pit	lap	Sect-1	Speed	Sect-2	Speed	Sect-3	Speed	Laptime	Pit
1	48.748	65.2	34.426	103.7			1:23.174		6	40.491	110.9	27.259	106.8			1:07.750	
2	41.271	107.5	27.891	104.7			1:09.162		7	41.011	104.0	28.916	108.2			1:09.927	
3	41.315	108.6	28.946	103.6			1:10.261		8	42.405	91.8	29.773	106.4			1:12.178	
4	41.781	82.1	31.732	103.6			1:13.513		9	40.549	109.5	27.591	108.7			1:08.140	
5	41.734	102.9	28.743	106.2			1:10.477		10	40.915	111.1	27.616	106.1			1:08.531	

14	Neil Shinner (OF)								Merlyn Mk20								
lap	Sect-1	Speed	Sect-2	Speed	Sect-3	Speed	Laptime	Pit	lap	Sect-1	Speed	Sect-2	Speed	Sect-3	Speed	Laptime	Pit
1	41.300	110.2	27.387	109.1			1:08.687		7	39.297	113.2	26.447	109.8			1:05.744	
2	39.711	112.2	27.433	108.2			1:07.144		8	39.745	113.2	27.362	110.0			1:07.107	
3	39.752	112.8	27.624	108.5			1:07.376		9	39.510	112.6	27.279	109.6			1:06.789	
4	39.482	112.6	27.172	107.1			1:06.654		10	39.304	112.8	26.546	108.9			1:05.850	
5	39.659	112.8	26.737	108.3			1:06.396		11	39.343	113.7	26.520	109.1			1:05.863	
6	39.580	112.8	26.855	108.9			1:06.435		12								

17	Brian Morris (OF)								Lola T202								
lap	Sect-1	Speed	Sect-2	Speed	Sect-3	Speed	Laptime	Pit	lap	Sect-1	Speed	Sect-2	Speed	Sect-3	Speed	Laptime	Pit
1							1:08.550		6							1:06.342	
2							1:07.904		7							1:06.328	
3							1:06.925		8							1:07.517	
4							1:07.059		9							1:07.195	
5							1:06.928		10							1:07.133	

19	Stephen King (OF)								Macon MR8								
lap	Sect-1	Speed	Sect-2	Speed	Sect-3	Speed	Laptime	Pit	lap	Sect-1	Speed	Sect-2	Speed	Sect-3	Speed	Laptime	Pit
1	45.313	99.7	31.367	103.4			1:16.680		6	41.662	100.0	30.611	105.4			1:12.273	
2	44.689	99.0	30.119	105.1			1:14.808		7	41.211	109.1	28.519	108.2			1:09.730	
3	41.855	105.2	29.261	102.4			1:11.116		8	41.492	109.3	27.649	107.1			1:09.141	
4	42.887	103.4	29.973	104.7			1:12.860		9	40.022	110.9	27.363	105.9			1:07.385	
5	41.352	108.6	29.677	104.9			1:11.029		10	41.133	109.8	27.502	106.1			1:08.635	

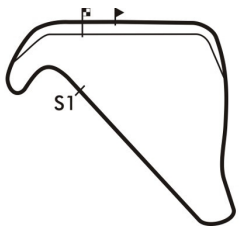

Session Start: 11:43:43 - Finish: 11:55:50
Weather/Track Conditions: Sun/Drying
Circuit: Silverstone National
Track Length: 2.638 Km - 1.6390 miles

MST

Full results available at www.mstworld.com. Email: timing@mstworld.com

Printed : 21-10-2017 - 12:10

Silverstone Finals Historic Race Meeting - 21 - 22 Oct 2017

HSCC Historic Formula Ford with Avon Tyres, Radio Caroline & Titan Historic Racing

Qualifying for Race 8 - Sector Analysis

20	Kevin Stanzl (OF)								Crossle 20F								
lap	Sect-1	Speed	Sect-2	Speed	Sect-3	Speed	Laptime	Pit	lap	Sect-1	Speed	Sect-2	Speed	Sect-3	Speed	Laptime	Pit
1	42.715	108.8	28.540	106.1			1:11.255		7	39.978	111.7	27.624	108.3			1:07.602	
2	41.016	110.7	27.990	108.2			1:09.006		8	39.818	111.8	27.064	107.5			1:06.882	
3	41.780	110.7	27.671	106.9			1:09.451		9	40.056	111.3	27.284	107.5			1:07.340	
4	40.779	110.4	27.179	106.6			1:07.958		10	40.249	111.7	27.958	105.9			1:08.207	
5	39.902	111.5	27.208	106.1			1:07.110		11	40.858	111.5	27.549	106.9			1:08.407	
6	40.138	111.5	27.340	106.8			1:07.478		12								

21	Ross Drybrough ( )								Merlyn Mk20 AS								
lap	Sect-1	Speed	Sect-2	Speed	Sect-3	Speed	Laptime	Pit	lap	Sect-1	Speed	Sect-2	Speed	Sect-3	Speed	Laptime	Pit
1	41.514	111.1	28.054	107.3			1:09.568		7	39.476	112.4	26.562	108.9			1:06.038	
2	40.509	112.0	27.977	107.6			1:08.486		8	40.000	112.0	26.695	108.0			1:06.695	
3	39.734	111.5	27.418	109.1			1:07.152		9	39.464	112.6	27.397	108.2			1:06.861	
4	40.371	111.5	26.845	107.1			1:07.216		10	39.735	112.4	26.949	107.6			1:06.684	
5	39.580	112.0	26.740	107.6			1:06.320		11	40.469	110.4	27.018	108.0			1:07.487	
6	40.273	112.6	26.692	107.6			1:06.965		12								

22	Tim Brise (OF)								Merlyn Mk20								
lap	Sect-1	Speed	Sect-2	Speed	Sect-3	Speed	Laptime	Pit	lap	Sect-1	Speed	Sect-2	Speed	Sect-3	Speed	Laptime	Pit
1	42.163	110.7	27.860	105.4			1:10.023		7	39.915	110.2	26.959	108.5			1:06.874	
2	40.901	109.5	27.549	105.6			1:08.450		8	39.707	112.0	26.706	107.8			1:06.413	
3	40.525	111.3	26.929	108.2			1:07.454		9	39.721	111.5	26.830	107.3			1:06.551	
4	39.899	110.7	27.209	106.4			1:07.108		10	40.090	111.1	27.224	108.7			1:07.314	
5	39.841	110.7	27.166	106.8			1:07.007		11	40.026	113.4	27.048	109.1			1:07.074	
6	39.860	111.1	27.464	107.5			1:07.324		12								

27	Dick Dixon (OF)								Lotus 61								
lap	Sect-1	Speed	Sect-2	Speed	Sect-3	Speed	Laptime	Pit	lap	Sect-1	Speed	Sect-2	Speed	Sect-3	Speed	Laptime	Pit
1	44.317	95.6	29.249	105.6			1:13.566		6	40.958	110.4	27.539	107.1			1:08.497	
2	41.411	107.9	28.417	105.7			1:09.828		7	40.395	110.2	27.427	106.9			1:07.822	
3	41.172	95.5	28.361	105.7			1:09.533		8	40.252	110.6	27.503	107.3			1:07.755	
4	41.560	110.7	28.085	105.9			1:09.645		9	40.922	110.0	27.652	107.1			1:08.574	
5	40.123	110.9	27.904	106.4			1:08.027		10	40.336	108.9	27.360	106.4			1:07.696	

29	Donald Laird (OF)								Elden Mk8								
lap	Sect-1	Speed	Sect-2	Speed	Sect-3	Speed	Laptime	Pit	lap	Sect-1	Speed	Sect-2	Speed	Sect-3	Speed	Laptime	Pit
1	45.942	104.0	31.510	102.0			1:17.452		6	43.068	107.4	29.477	104.1			1:12.545	
2	44.302	106.0	29.416	103.1			1:13.718		7	42.256	109.7	28.492	105.1			1:10.748	
3	42.322	107.9	29.622	102.4			1:11.944		8	42.318	108.4	28.712	103.4			1:11.030	
4	42.356	108.2	29.182	103.1			1:11.538		9	41.231	109.3	28.499	104.2			1:09.730	
5	42.336	108.2	28.856	104.2			1:11.192		10	41.239	108.4	28.088	104.2			1:09.327	

36	Rob Smith (OF)								Merlyn Mk20								
lap	Sect-1	Speed	Sect-2	Speed	Sect-3	Speed	Laptime	Pit	lap	Sect-1	Speed	Sect-2	Speed	Sect-3	Speed	Laptime	Pit
1	41.759	109.1	28.071	105.6			1:09.830		7	39.318	113.7	26.645	108.3			1:05.963	
2	40.495	109.7	27.863	106.2			1:08.358		8	39.963	113.4	26.795	108.3			1:06.758	
3	40.355	113.2	27.042	106.8			1:07.397		9	39.609	110.9	28.674	108.7			1:08.283	
4	40.867	108.2	27.653	107.8			1:08.520		10	42.049	71.9	30.502	107.5			1:12.551	
5	39.634	112.8	26.803	108.3			1:06.437		11	39.583	112.8	27.060	108.2			1:06.643	
6	40.066	113.2	26.732	108.0			1:06.798		12								

40	Sam Mitchell ( )								Merlyn Mk20								
lap	Sect-1	Speed	Sect-2	Speed	Sect-3	Speed	Laptime	Pit	lap	Sect-1	Speed	Sect-2	Speed	Sect-3	Speed	Laptime	Pit
1							1:05.806		6							2:10.220	
2							1:05.163		7							1:05.148	
3							1:06.555		8							1:04.859	
4							1:07.115		9							1:05.164	
5							1:05.559		10								

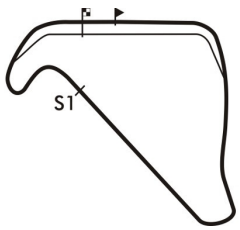

Session Start: 11:43:43 - Finish: 11:55:50
Weather/Track Conditions: Sun/Drying
Circuit: Silverstone National
Track Length: 2.638 Km - 1.6390 miles

Silverstone Finals Historic Race Meeting - 21 - 22 Oct 2017

HSCC Historic Formula Ford with Avon Tyres, Radio Caroline & Titan Historic Racing

Qualifying for Race 8 - Sector Analysis

42	Cormac Flanagan ( )								Alexis Mk14								
lap	Sect-1	Speed	Sect-2	Speed	Sect-3	Speed	Laptime	Pit	lap	Sect-1	Speed	Sect-2	Speed	Sect-3	Speed	Laptime	Pit
1	42.976	102.3	28.392	108.0			1:11.368		7	39.378	113.0	26.329	108.7			1:05.707	
2	41.154	111.7	27.427	108.0			1:08.581		8	39.625	113.4	26.300	109.6			1:05.925	
3	41.312	111.8	26.733	108.7			1:08.045		9	39.231	111.8	27.356	110.9			1:06.587	
4	39.484	114.3	26.697	110.0			1:06.181		10	40.296	113.0	26.689	110.0			1:06.985	
5	39.871	111.8	26.414	107.8			1:06.285		11	44.873	82.5	30.456	105.9			1:15.329	
6	39.439	113.4	27.504	108.7			1:06.943		12								

48	Benn Tilley ( )								Merlyn Mk20								
lap	Sect-1	Speed	Sect-2	Speed	Sect-3	Speed	Laptime	Pit	lap	Sect-1	Speed	Sect-2	Speed	Sect-3	Speed	Laptime	Pit
1	41.176	108.9	27.755	106.4			1:08.931		7	39.382	111.3	26.544	106.6			1:05.926	
2	39.463	112.0	26.788	106.8			1:06.251		8	39.435	110.9	26.510	108.3			1:05.945	
3	39.386	110.2	26.647	106.9			1:06.033		9	38.988	112.8	26.444	106.6			1:05.432	
4	39.433	113.0	26.447	107.1			1:05.880		10	38.978	110.9	26.339	106.9			1:05.317	
5	38.850	110.9	26.687	108.0			1:05.537		11	39.278	111.3	26.343	107.1			1:05.621	
6	39.312	112.8	26.508	107.3			1:05.820		12								

49	Harvey Sykes ( )								Crossle 20F								
lap	Sect-1	Speed	Sect-2	Speed	Sect-3	Speed	Laptime	Pit	lap	Sect-1	Speed	Sect-2	Speed	Sect-3	Speed	Laptime	Pit
1	42.718	110.0	28.525	107.5			1:11.243		7	39.333	112.8	26.366	109.2			1:05.699	
2	40.534	113.9	27.369	108.9			1:07.903		8	39.693	113.4	26.742	108.9			1:06.435	
3	40.882	112.0	27.423	108.2			1:08.305		9	39.569	113.2	26.533	110.3			1:06.102	
4	39.869	112.4	26.694	108.3			1:06.563		10	39.620	113.7	27.234	110.5			1:06.854	
5	39.178	112.4	26.455	108.3			1:05.633		11	40.109	113.2	26.482	108.7			1:06.591	
6	39.410	112.8	26.397	109.4			1:05.807		12								

53	Richard Tarling ( )								Jamun T2								
lap	Sect-1	Speed	Sect-2	Speed	Sect-3	Speed	Laptime	Pit	lap	Sect-1	Speed	Sect-2	Speed	Sect-3	Speed	Laptime	Pit
1	40.669	110.9	26.762	108.3			1:07.431		7	38.792	115.1	27.351	108.5			1:06.143	
2	39.726	113.2	26.611	109.1			1:06.337		8	38.520	115.1	25.981	109.6			1:04.501	
3	38.891	112.2	26.015	109.6			1:04.906		9	38.766	111.5	26.156	108.7			1:04.922	
4	38.847	113.0	30.065	110.3			1:08.912		10	38.569	113.6	26.086	108.9			1:04.655	
5	38.907	114.3	26.563	111.1			1:05.470		11	38.661	112.6	25.809	109.2			1:04.470	
6	40.883	100.8	28.382	110.2			1:09.265		12								

54	Alex Meek (OF)								Merlyn Mk20A								
lap	Sect-1	Speed	Sect-2	Speed	Sect-3	Speed	Laptime	Pit	lap	Sect-1	Speed	Sect-2	Speed	Sect-3	Speed	Laptime	Pit
1	43.563	105.2	29.125	102.9			1:12.688		6	40.752	110.0	27.701	104.4			1:08.453	
2	41.066	108.9	28.476	103.6			1:09.542		7	40.504	110.0	27.591	104.2			1:08.095	
3	41.334	107.5	28.207	102.1			1:09.541		8	40.379	110.2	27.619	103.4			1:07.998	
4	41.378	109.8	27.866	104.4			1:09.244		9	40.305	110.9	27.481	104.1			1:07.786	
5	40.782	110.0	27.817	104.2			1:08.599		10	40.265	110.6	27.377	103.9			1:07.642	

55	Roger Arnold (OF)								Merlyn Mk20								
lap	Sect-1	Speed	Sect-2	Speed	Sect-3	Speed	Laptime	Pit	lap	Sect-1	Speed	Sect-2	Speed	Sect-3	Speed	Laptime	Pit
1	44.366	106.5	32.294	92.4			1:16.660		6	42.833	110.0	29.217	106.4			1:12.050	
2	44.857	108.1	30.492	105.9			1:15.349		7	43.540	110.4	29.727	103.4			1:13.267	
3	43.487	108.8	29.253	106.4			1:12.740		8	43.447	102.5	29.332	108.2			1:12.779	
4	42.795	102.3	29.485	107.5			1:12.280		9	42.724	108.4	29.348	107.6			1:12.072	
5	42.308	109.3	29.215	104.2			1:11.523		10								

57	Cameron Jackson ( )								Lola T200								
lap	Sect-1	Speed	Sect-2	Speed	Sect-3	Speed	Laptime	Pit	lap	Sect-1	Speed	Sect-2	Speed	Sect-3	Speed	Laptime	Pit
1	39.953	112.2	27.113	108.5			1:07.066		7	39.118	112.0	26.053	107.6			1:05.171	
2	39.066	110.9	26.167	108.0			1:05.233		8	38.880	112.8	25.960	109.1			1:04.840	
3	39.170	112.0	25.995	108.3			1:05.165		9	39.475	112.2	26.348	108.9			1:05.823	
4	38.926	112.4	26.105	108.3			1:05.031		10	38.761	113.4	26.097	109.8			1:04.858	
5	38.907	113.6	27.021	109.6			1:05.928		11	38.699	113.2	25.952	109.4			1:04.651	
6	38.667	116.3	26.429	108.9			1:05.096		12								

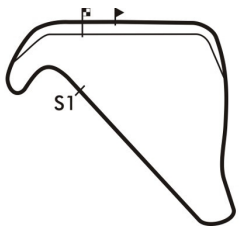

Session Start: 11:43:43 - Finish: 11:55:50
Weather/Track Conditions: Sun/Drying
Circuit: Silverstone National
Track Length: 2.638 Km - 1.6390 miles

Silverstone Finals Historic Race Meeting - 21 - 22 Oct 2017

HSCC Historic Formula Ford with Avon Tyres, Radio Caroline & Titan Historic Racing

Qualifying for Race 8 - Sector Analysis

64 Arthur Atkinson (OF) — Merlyn Mk20A

lap	Sect-1	Speed	Sect-2	Speed	Sect-3	Speed	Laptime	Pit
1	46.147	104.2	31.650	105.2			1:17.797	
2	42.692	104.5	28.988	105.2			1:11.680	
3	41.850	107.9	28.387	105.4			1:10.237	
4	41.102	110.6	28.035	105.6			1:09.137	
5	40.955	110.6	28.142	106.4			1:09.097	
6	40.619	111.1	28.012	106.4			1:08.631	
7	40.607	111.1	27.619	106.8			1:08.226	
8	40.321	110.4	29.191	106.9			1:09.512	
9	40.049	111.5	27.548	106.6			1:07.597	
10	40.591	95.7	27.620	106.8			1:08.211	

66 Andrew Wiggins (OF) — Titan Mk6

lap	Sect-1	Speed	Sect-2	Speed	Sect-3	Speed	Laptime	Pit
1	42.828	106.4	29.349	103.7			1:12.177	
2	41.499	108.8	28.426	104.4			1:09.925	
3	42.474	108.6	28.377	105.4			1:10.851	
4	40.574	110.7	27.640	105.7			1:08.214	
5	40.099	110.6	27.650	105.2			1:07.749	
6	40.276	110.6	27.308	105.4			1:07.584	
7	40.147	110.6	27.425	105.7			1:07.572	
8	40.431	110.2	27.232	105.7			1:07.663	
9	40.471	110.0	27.259	105.7			1:07.730	
10	40.219	109.8	27.302	104.7			1:07.521	
11	40.825	109.8	27.141	104.4			1:07.966	
12								

71 Alan Cook (OF) — Mallock Mk9

lap	Sect-1	Speed	Sect-2	Speed	Sect-3	Speed	Laptime	Pit
1	47.679	100.6	31.916	102.6			1:19.595	
2	44.722	101.2	31.406	104.6			1:16.128	
3	42.453	105.4	29.729	103.9			1:12.182	
4	42.451	108.8	29.368	104.2			1:11.819	
5	42.408	103.9	29.042	105.6			1:11.450	
6	42.213	104.9	29.202	105.2			1:11.415	
7	40.885	102.5	29.112	106.6			1:09.997	
8	41.428	108.9	28.581	105.6			1:10.009	
9	41.951	105.5	28.115	106.2			1:10.066	
10	41.222	110.2	28.337	106.6			1:09.559	

73 Ed Thurston ( ) — Elden Mk8

lap	Sect-1	Speed	Sect-2	Speed	Sect-3	Speed	Laptime	Pit
1	40.575	111.1	27.671	107.8			1:08.246	
2	39.735	111.3	27.030	109.8			1:06.765	
3	39.196	113.0	26.716	109.8			1:05.912	
4	38.961	113.9	26.536	110.2			1:05.497	
5	39.021	115.9	26.995	110.3			1:06.016	
6	39.233	115.9	26.904	110.5			1:06.137	
7	39.340	115.7	27.377	108.7			1:06.717	
8	39.697	112.0	26.377	109.1			1:06.074	
9	39.058	111.7	26.347	108.2			1:05.405	
10	38.997	112.6	26.240	108.3			1:05.237	
11	39.082	112.6	26.307	108.7			1:05.389	
12								

77 Chris Sharples (OF) — Palliser WDF1

lap	Sect-1	Speed	Sect-2	Speed	Sect-3	Speed	Laptime	Pit
1	42.810	107.7	28.324	104.6			1:11.134	
2	40.630	109.8	28.211	105.1			1:08.841	
3	40.312	109.7	28.285	105.9			1:08.597	
4	40.260	110.2	26.979	106.4			1:07.239	
5	40.519	110.2	27.010	104.9			1:07.529	
6	40.080	110.4	27.052	106.4			1:07.132	
7	40.829	108.9	27.430	107.3			1:08.259	
8	40.088	110.0	26.982	105.9			1:07.070	
9	39.733	112.0	27.679	106.2			1:07.412	
10	39.898	110.7	27.849	105.6			1:07.747	
11	40.369	110.9	27.650	107.3			1:08.019	
12								

78 Geoffrey Underwood (OF) — Merlyn Mk20

lap	Sect-1	Speed	Sect-2	Speed	Sect-3	Speed	Laptime	Pit
1	43.626	108.6	29.225	105.7			1:12.851	
2	42.044	109.8	29.091	104.4			1:11.135	
3	42.824	103.6	29.029	105.2			1:11.853	
4	43.549	104.5	29.206	105.4			1:12.755	
5	42.722	110.7	29.022	104.9			1:11.744	
6	42.208	110.7	28.689	105.1			1:10.897	
7	42.454	110.4	28.826	105.2			1:11.280	
8	41.644	110.6	28.536	105.2			1:10.180	
9	41.603	110.9	28.985	101.2			1:10.588	
10	42.738	104.9	28.419	102.4			1:11.157	

81 James Lovett ( ) — Lola T200

lap	Sect-1	Speed	Sect-2	Speed	Sect-3	Speed	Laptime	Pit
1	45.678	98.0	29.561	103.1			1:15.239	
2	41.793	108.6	28.309	104.7			1:10.102	
3	41.422	109.5	27.800	108.0			1:09.222	
4	43.055	109.8	27.609	105.7			1:10.664	
5	40.839	110.0	28.561	105.1			1:09.400	
6	42.409	108.9	27.817	105.9			1:10.226	
7	43.114	91.6	28.942	106.4			1:12.056	
8	40.717	110.2	27.588	106.1			1:08.305	
9	40.790	110.0	27.497	106.4			1:08.287	
10	40.703	110.0	27.460	107.6			1:08.163	

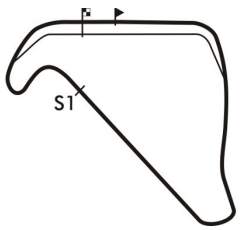

Session Start: 11:43:43 - Finish: 11:55:50
Weather/Track Conditions: Sun/Drying
Circuit: Silverstone National
Track Length: 2.638 Km - 1.6390 miles

Silverstone Finals Historic Race Meeting - 21 - 22 Oct 2017

HSCC Historic Formula Ford with Avon Tyres, Radio Caroline & Titan Historic Racing

Qualifying for Race 8 - Sector Analysis

82	Lee Penson ( )							Lotus 51A							
lap	Sect-1	Speed	Sect-2	Speed	Sect-3	Speed	Laptime Pit	lap	Sect-1	Speed	Sect-2	Speed	Sect-3	Speed	Laptime Pit
1	47.656	101.2	33.982	101.6			1:21.638	6	40.321	111.7	27.296	105.9			1:07.617
2	46.992	105.5	30.548	104.7			1:17.540	7	40.806	108.1	28.150	108.2			1:08.956
3	46.465	92.1	29.732	104.7			1:16.197	8	41.788	111.3	28.176	106.2			1:09.964
4	41.906	111.1	28.789	108.3			1:10.695	9	41.676	111.7	27.804	108.0			1:09.480
5	41.617	108.9	28.791	106.9			1:10.408	10	41.934	110.4	27.656	107.5			1:09.590

88	Tony Cove ( )							March 709							
lap	Sect-1	Speed	Sect-2	Speed	Sect-3	Speed	Laptime Pit	lap	Sect-1	Speed	Sect-2	Speed	Sect-3	Speed	Laptime Pit
1	48.803	101.5	30.746	101.8			1:19.549	6	42.501	108.6	28.838	105.4			1:11.339
2	44.175	108.1	29.412	101.5			1:13.587	7	42.023	110.4	27.478	106.4			1:09.501
3	42.597	108.9	29.306	102.8			1:11.903	8	41.493	108.2	28.515	106.9			1:10.008
4	42.934	109.1	28.660	102.8			1:11.594	9	40.946	109.5	27.804	104.2			1:08.750
5	42.672	107.5	28.514	105.6			1:11.186	10	42.376	108.9	27.706	106.2			1:10.082

94	Michael O'Brien ( )							Merlyn Mk20							
lap	Sect-1	Speed	Sect-2	Speed	Sect-3	Speed	Laptime Pit	lap	Sect-1	Speed	Sect-2	Speed	Sect-3	Speed	Laptime Pit
1	42.832	101.7	30.575	107.6			1:13.407	7	39.304	115.1	26.893	110.0			1:06.197
2	38.942	114.3	26.362	109.2			1:05.304	8	38.336	115.1	26.043	111.3			1:04.379
3	38.384	114.9	26.972	110.7			1:05.356	9	38.221	117.7	37.877	109.8			1:16.098
4	38.402	113.4	26.270	108.5			1:04.672	10	38.621	114.1	25.931	112.6			1:04.552
5	38.428	114.1	27.213	109.6			1:05.641	11	38.692	113.2	25.982	109.4			1:04.674
6	39.993	94.3	27.845	110.7			1:07.838	12							

98	Adrian Richards ( )							Merlyn Mk17							
lap	Sect-1	Speed	Sect-2	Speed	Sect-3	Speed	Laptime Pit	lap	Sect-1	Speed	Sect-2	Speed	Sect-3	Speed	Laptime Pit
1							2:37.950	2							1:44.403

99	Nick Arden (OF)							Merlyn Mk11A							
lap	Sect-1	Speed	Sect-2	Speed	Sect-3	Speed	Laptime Pit	lap	Sect-1	Speed	Sect-2	Speed	Sect-3	Speed	Laptime Pit
1	48.183	95.2	35.536	97.9			1:23.719	6	43.282	102.9	30.540	101.6			1:13.822
2	46.618	103.6	32.549	101.5			1:19.167	7	43.480	105.7	28.910	101.8			1:12.390
3	43.530	92.4	35.045	95.5			1:18.575	8	43.013	102.5	29.966	103.7			1:12.979
4	43.755	103.7	30.820	102.9			1:14.575	9	44.038	104.5	29.235	102.4			1:13.273
5	45.679	89.6	32.353	99.6			1:18.032	10							

141	Matthew Wrigley ( )							Lotus 59							
lap	Sect-1	Speed	Sect-2	Speed	Sect-3	Speed	Laptime Pit	lap	Sect-1	Speed	Sect-2	Speed	Sect-3	Speed	Laptime Pit
1	41.928	108.9	28.156	106.1			1:10.084	7	39.821	110.6	26.918	105.9			1:06.739
2	40.620	109.5	27.584	108.3			1:08.204	8	40.288	109.3	26.970	106.2			1:07.258
3	40.143	111.7	27.034	107.6			1:07.177	9	39.687	109.7	27.079	107.5			1:06.766
4	40.340	111.8	27.407	108.5			1:07.747	10	42.191	100.8	28.882	106.6			1:11.073
5	39.794	111.3	27.150	105.4			1:06.944	11	39.799	113.4	26.946	108.0			1:06.745
6	39.932	111.7	26.986	106.4			1:06.918	12							

156	Rachel Arnold ( )							Merlyn Mk20							
lap	Sect-1	Speed	Sect-2	Speed	Sect-3	Speed	Laptime Pit	lap	Sect-1	Speed	Sect-2	Speed	Sect-3	Speed	Laptime Pit
1	45.731	101.4	30.411	103.2			1:16.142	6	42.656	107.2	28.714	104.4			1:11.370
2	44.569	104.0	29.832	102.8			1:14.401	7	44.556	99.1	30.600	102.9			1:15.156
3	43.308	102.3	29.884	98.5			1:13.192	8	42.649	107.0	28.962	104.6			1:11.611
4	43.115	105.2	30.079	104.4			1:13.194	9	42.025	108.1	29.187	103.9			1:11.212
5	43.299	101.1	30.048	104.2			1:13.347	10	42.397	107.7	29.140	104.2			1:11.537

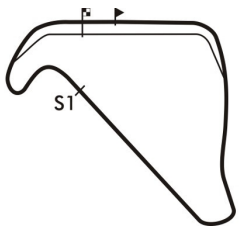

Session Start: 11:43:43 - Finish: 11:55:50
Weather/Track Conditions: Sun/Drying
Circuit: Silverstone National
Track Length: 2.638 Km - 1.6390 miles

Silverstone Finals Historic Race Meeting - 21 - 22 Oct 2017

HSCC Historic Formula Ford with Avon Tyres, Radio Caroline & Titan Historic Racing

Qualifying for Race 8 - Sector Analysis

157	David Wild (OF)								Lola T204								
lap	Sect-1	Speed	Sect-2	Speed	Sect-3	Speed	Laptime	Pit	lap	Sect-1	Speed	Sect-2	Speed	Sect-3	Speed	Laptime	Pit
1	41.268	113.6	27.576	105.9			1:08.844		7	39.486	114.5	26.693	108.2			1:06.179	
2	40.171	112.6	28.243	107.1			1:08.414		8	39.926	112.0	26.710	108.5			1:06.636	
3	39.913	112.0	26.981	109.6			1:06.894		9	39.484	111.7	27.570	107.5			1:07.054	
4	40.365	111.7	27.120	107.3			1:07.485		10	40.525	111.8	27.012	106.4			1:07.537	
5	39.684	111.3	26.810	107.6			1:06.494		11	39.832	111.3	27.143	108.7			1:06.975	
6	39.973	113.7	26.560	109.1			1:06.533		12								

177	Peter Hannam (OF)								Nike Mk6								
lap	Sect-1	Speed	Sect-2	Speed	Sect-3	Speed	Laptime	Pit	lap	Sect-1	Speed	Sect-2	Speed	Sect-3	Speed	Laptime	Pit
1	44.626	104.5	29.462	102.1			1:14.088		6	40.964	108.2	27.351	105.6			1:08.315	
2	42.427	106.4	28.271	102.8			1:10.698		7	40.849	107.2	27.222	103.4			1:08.071	
3	41.165	107.4	27.844	102.6			1:09.009		8	40.712	107.0	27.150	103.2			1:07.862	
4	41.757	107.9	27.624	104.6			1:09.381		9	40.856	107.5	27.137	103.7			1:07.993	
5	41.136	107.7	27.761	103.9			1:08.897		10	42.875	105.8	27.848	102.6			1:10.723	

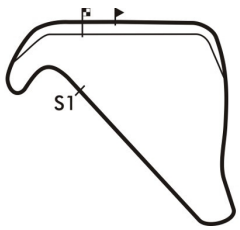

Session Start: 11:43:43 - Finish: 11:55:50
Weather/Track Conditions: Sun/Drying
Circuit: Silverstone National
Track Length: 2.638 Km - 1.6390 miles

Silverstone Finals Historic Race Meeting - 21 - 22 Oct 2017

HSCC Historic Formula Ford with Avon Tyres, Radio Caroline & Titan Historic Racing

Qualifying for Race 8 - Best Sector Times

	SECTOR 1			SECTOR 2		
	NO	TIME	LAP	NO	TIME	LAP
1	94	38.221	9	53	25.809	11
2	1	38.427	4	94	25.931	10
3	53	38.520	8	57	25.952	11
4	57	38.667	6	1	26.066	11
5	48	38.850	5	73	26.240	10
6	4	38.868	9	42	26.300	8
7	73	38.961	4	4	26.321	10
8	49	39.178	5	48	26.339	10
9	42	39.231	9	49	26.366	7
10	14	39.297	7	14	26.447	7
11	36	39.318	7	157	26.560	6
12	21	39.464	9	21	26.562	7
13	157	39.484	9	36	26.645	7
14	141	39.687	9	22	26.706	8
15	22	39.707	8	141	26.918	7
16	77	39.733	9	77	26.979	4
17	20	39.818	8	20	27.064	8
18	19	40.022	9	177	27.137	9
19	64	40.049	9	66	27.141	11
20	66	40.099	5	11	27.259	6
21	27	40.123	5	82	27.296	6
22	54	40.265	10	27	27.360	10
23	82	40.321	6	19	27.363	9
24	11	40.491	6	54	27.377	10
25	81	40.703	10	81	27.460	10
26	177	40.712	8	88	27.478	7
27	71	40.885	7	64	27.548	9
28	88	40.946	9	29	28.088	10
29	29	41.231	9	71	28.115	9
30	78	41.603	9	78	28.419	10
31	156	42.025	9	156	28.714	6
32	55	42.308	5	99	28.910	7
33	99	43.013	8	55	29.215	5
34	2	43.783	8	2	30.083	9
35	15			15		
36	17			17		
37	40			40		
38	98			98		

IDEAL / BEST LAP COMPARISON

NO	NAME	BEST	IN	IDEAL	DIFF
94	Michael O'Brien	1:04.379	8	1:04.152	+0.227
53	Richard Tarling	1:04.470	11	1:04.329	+0.141
57	Cameron Jackson	1:04.651	11	1:04.619	+0.032
1	Callum Grant	1:04.714	8	1:04.493	+0.221
40	Sam Mitchell	1:04.859	8		+
73	Ed Thurston	1:05.237	10	1:05.201	+0.036
4	Maxim Bartell	1:05.283	10	1:05.189	+0.094
48	Benn Tilley	1:05.317	10	1:05.189	+0.128
49	Harvey Sykes	1:05.633	5	1:05.544	+0.089
42	Cormac Flanagan	1:05.707	7	1:05.531	+0.176
14	Neil Shinner	1:05.744	7	1:05.744	+0.000
36	Rob Smith	1:05.963	7	1:05.963	+0.000
21	Ross Drybrough	1:06.038	7	1:06.026	+0.012
157	David Wild	1:06.179	7	1:06.044	+0.135
17	Brian Morris	1:06.328	7		+
22	Tim Brise	1:06.413	8	1:06.413	+0.000
141	Matthew Wrigley	1:06.739	7	1:06.605	+0.134
20	Kevin Stanzl	1:06.882	8	1:06.882	+0.000
77	Chris Sharples	1:07.070	8	1:06.712	+0.358
19	Stephen King	1:07.385	9	1:07.385	+0.000
66	Andrew Wiggins	1:07.521	10	1:07.240	+0.281
64	Arthur Atkinson	1:07.597	9	1:07.597	+0.000
82	Lee Penson	1:07.617	6	1:07.617	+0.000
54	Alex Meek	1:07.642	10	1:07.642	+0.000
27	Dick Dixon	1:07.696	10	1:07.483	+0.213
11	Antony Ross	1:07.750	6	1:07.750	+0.000
177	Peter Hannam	1:07.862	8	1:07.849	+0.013
81	James Lovett	1:08.163	10	1:08.163	+0.000
88	Tony Cove	1:08.750	9	1:08.424	+0.326
29	Donald Laird	1:09.327	10	1:09.319	+0.008
71	Alan Cook	1:09.559	10	1:09.000	+0.559
78	Geoffrey Underwood	1:10.180	8	1:10.022	+0.158
156	Rachel Arnold	1:11.212	9	1:10.739	+0.473
55	Roger Arnold	1:11.523	5	1:11.523	+0.000
99	Nick Arden	1:12.390	7	1:11.923	+0.467
2	Alison Langridge	1:14.817	8	1:13.866	+0.951
98	Adrian Richards	2:37.950	1		+

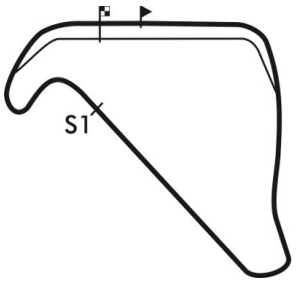

Session Start: 11:43:43 - Finish: 11:55:50
Weather/Track Conditions: Sun/Drying
Circuit: Silverstone National
Track Length: 2.638 Km - 1.6390 miles

Silverstone Finals Historic Race Meeting - 21 - 22 Oct 2017

HSCC Historic Formula Ford with Avon Tyres, Radio Caroline & Titan Historic Racing

Qualifying for Race 8 - Best Sector Speeds

	NO	SECTOR 1	MPH	NO	SECTOR 2	MPH
1	94	Michael O'Brien	117.7	94	Michael O'Brien	112.6
2	57	Cameron Jackson	116.3	4	Maxim Bartell	111.7
3	1	Callum Grant	116.1	53	Richard Tarling	111.1
4	73	Ed Thurston	115.9	1	Callum Grant	110.9
5	53	Richard Tarling	115.1	42	Cormac Flanagan	110.9
6	4	Maxim Bartell	114.5	49	Harvey Sykes	110.5
7	157	David Wild	114.5	73	Ed Thurston	110.5
8	42	Cormac Flanagan	114.3	14	Neil Shinner	110.0
9	49	Harvey Sykes	113.9	57	Cameron Jackson	109.8
10	14	Neil Shinner	113.7	157	David Wild	109.6
11	36	Rob Smith	113.7	21	Ross Drybrough	109.1
12	22	Tim Brise	113.4	22	Tim Brise	109.1
13	141	Matthew Wrigley	113.4	11	Antony Ross	108.7
14	48	Benn Tilley	113.0	36	Rob Smith	108.7
15	21	Ross Drybrough	112.6	141	Matthew Wrigley	108.5
16	77	Chris Sharples	112.0	20	Kevin Stanzl	108.3
17	20	Kevin Stanzl	111.8	48	Benn Tilley	108.3
18	82	Lee Penson	111.7	82	Lee Penson	108.3
19	64	Arthur Atkinson	111.5	19	Stephen King	108.2
20	11	Antony Ross	111.1	55	Roger Arnold	108.2
21	19	Stephen King	110.9	81	James Lovett	108.0
22	27	Dick Dixon	110.9	27	Dick Dixon	107.3
23	54	Alex Meek	110.9	77	Chris Sharples	107.3
24	78	Geoffrey Underwood	110.9	64	Arthur Atkinson	106.9
25	66	Andrew Wiggins	110.7	88	Tony Cove	106.9
26	55	Roger Arnold	110.4	71	Alan Cook	106.6
27	88	Tony Cove	110.4	66	Andrew Wiggins	105.7
28	71	Alan Cook	110.2	78	Geoffrey Underwood	105.7
29	81	James Lovett	110.2	177	Peter Hannam	105.6
30	29	Donald Laird	109.7	29	Donald Laird	105.1
31	177	Peter Hannam	108.2	156	Rachel Arnold	104.6
32	156	Rachel Arnold	108.1	54	Alex Meek	104.4
33	99	Nick Arden	105.7	99	Nick Arden	103.7
34	2	Alison Langridge	103.2	2	Alison Langridge	102.4
35	15	Matthew Wrigley	0.0	15	Matthew Wrigley	0.0
36	17	Brian Morris	0.0	17	Brian Morris	0.0
37	40	Sam Mitchell	0.0	40	Sam Mitchell	0.0
38	98	Adrian Richards	0.0	98	Adrian Richards	0.0

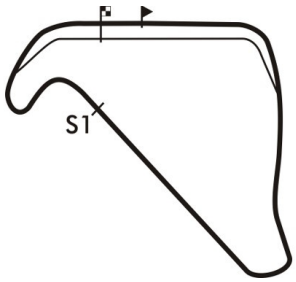

Session Start: 11:43:43 - Finish: 11:55:50
Weather/Track Conditions: Sun/Drying
Circuit: Silverstone National
Track Length: 2.638 Km - 1.6390 miles

Silverstone Finals Historic Race Meeting - 21 - 22 Oct 2017

HSCC Historic Formula Ford with Avon Tyres, Radio Caroline & Titan Historic Racing

Race 8 - Starting Grid - Amended

Sheet No:

Start Time : 09:55 - Heat Duration : 15 Minutes

ROW							
18	36	2	Alison Langridge	35	99	Nick Arden
17	34	55	Roger Arnold	33	156	Rachel Arnold
16	32	78	Geoffrey Underwood	31	71	Alan Cook
15	30	29	Donald Laird	29	88	Tony Cove
14	28	81	James Lovett	27	177	Peter Hannam
13	26	11	Antony Ross	25	27	Dick Dixon
12	24	54	Alex Meek	23	82	Lee Penson
11	22	64	Arthur Atkinson	21	66	Andrew Wiggins
10	20	19	Stephen King	19	77	Chris Sharples
9	18	20	Kevin Stanzl	17	141	Matthew Wrigley
8	16	22	Tim Brise	15	17	Brian Morris
7	14	157	David Wild	13	21	Ross Drybrough
6	12	36	Rob Smith	11	14	Neil Shinner
5	10	42	Cormac Flanagan	9	49	Harvey Sykes
4	8	48	Benn Tilley	7	4	Maxim Bartell
3	6	73	Ed Thurston	5	40	Sam Mitchell
2	4	1	Callum Grant	3	57	Cameron Jackson
1	2	53	Richard Tarling	1	94	Michael O'Brien

Pole Left

Car 98 did not qualify. Car 17 (1st reserve) allowed to start.

Circuit: Silverstone National
Track Length: 2.638 Km - 1.6390 miles

These results are provisional until the conclusion of any judicial and technical matters.

Clerk of the Course:	Timekeeper:	Issued at:
Julian Floyd		

MST

Printed : 22-10-2017 - 08:32

Full results available at www.mstworld.com. Email: timing@mstworld.com

Silverstone Finals Historic Race Meeting - 21 - 22 Oct 2017

HSCC Historic Formula Ford with Avon Tyres, Radio Caroline & Titan Historic Racing

Race 8 - Classification

Sheet No:

POS	NO	DRIVER/S	CLASS	CLASS POS	CAR MAKE / MODEL	TIME	LAPS	GAP	DIFF	MPH	BEST	ON
1	94	Michael O'Brien		1	Merlyn Mk20	15:11.603	14	-- 14 laps		90.61	1:04.086	13
2	1	Callum Grant		2	Merlyn Mk20A	15:12.445	14	0.842	0.842	90.53	1:04.443	11
3	73	Ed Thurston		3	Elden Mk8	15:13.646	14	2.043	1.201	90.41	1:04.484	9
4	57	Cameron Jackson		4	Lola T200	15:15.904	14	4.301	2.258	90.19	1:04.423	8
5	40	Sam Mitchell		5	Merlyn Mk20	15:16.170	14	4.567	0.266	90.16	1:03.985	5
6	53	Richard Tarling		6	Jamun T2	15:17.055	14	5.452	0.885	90.07	1:04.464	13
7	4	Maxim Bartell		7	Merlyn Mk20A	15:17.159	14	5.556	0.104	90.06	1:04.776	6
8	48	Benn Tilley		8	Merlyn Mk20	15:17.598	14	5.995	0.439	90.02	1:04.780	9
9	42	Cormac Flanagan		9	Alexis Mk14	15:24.599	14	12.996	7.001	89.34	1:05.304	8
10	21	Ross Drybrough		10	Merlyn Mk20 AS	15:31.120	14	19.517	6.521	88.71	1:05.500	5
11	49	Harvey Sykes		11	Crossle 20F	15:33.942	14	22.339	2.822	88.45	1:05.449	3
12	14	Neil Shinner	OF	1	Merlyn Mk20	15:34.353	14	22.750	0.411	88.41	1:05.843	3
13	36	Rob Smith	OF	2	Merlyn Mk20	15:37.350	14	25.747	2.997	88.12	1:05.655	12
14	157	David Wild	OF	3	Lola T204	15:37.525	14	25.922	0.175	88.10	1:05.658	12
15	17	Brian Morris	OF	4	Lola T202	15:38.534	14	26.931	1.009	88.01	1:05.683	14
16	20	Kevin Stanzl	OF	5	Crossle 20F	15:44.760	14	33.157	6.226	87.43	1:06.404	9
17	141	Matthew Wrigley		12	Lotus 59	15:47.325	14	35.722	2.565	87.20	1:06.482	11
18	77	Chris Sharples	OF	6	Palliser WDF1	15:47.512	14	35.909	0.187	87.18	1:06.404	12
19	66	Andrew Wiggins	OF	7	Titan Mk6	15:48.141	14	36.538	0.629	87.12	1:06.557	11
20	82	Lee Penson		13	Lotus 51A	15:53.435	14	41.832	5.294	86.64	1:07.027	11
21	22	Tim Brise	OF	8	Merlyn Mk20	15:53.500	14	41.897	0.065	86.63	1:06.099	12
22	64	Arthur Atkinson	OF	9	Merlyn Mk20A	15:56.116	14	44.513	2.616	86.40	1:07.216	9
23	27	Dick Dixon	OF	10	Lotus 61	15:56.236	14	44.633	0.120	86.38	1:07.151	9
24	19	Stephen King	OF	11	Macon MR8	15:56.658	14	45.055	0.422	86.35	1:07.047	9
25	177	Peter Hannam	OF	12	Nike Mk6	15:59.488	14	47.885	2.830	86.09	1:07.306	11
26	78	Geoffrey Underwood	OF	13	Merlyn Mk20	16:05.601	14	53.998	6.113	85.54	1:06.919	12
27	81	James Lovett		14	Lola T200	16:06.694	14	55.091	1.093	85.45	1:07.336	14
28	88	Tony Cove		15	March 709	17:11.817	14	2:00.214	1:05.123	80.06	1:08.327	12
29	71	Alan Cook	OF	14	Mallock Mk9	15:31.805	13	-- 13 laps	20.572	82.31	1:08.764	13
30	55	Roger Arnold	OF	15	Merlyn Mk20	15:44.048	13	12.243	12.243	81.25	1:09.861	5
31	2	Alison Langridge	N	1	Lotus 61	15:49.227	13	17.422	5.179	80.80	1:10.469	12
32	99	Nick Arden	OF	16	Merlyn Mk11A	16:03.601	13	31.796	14.374	79.60	1:11.023	4
33	156	Rachel Arnold		16	Merlyn Mk20	15:28.386	12	-- 12 laps	36.040	76.26	1:10.114	12

---------- NOT CLASSIFIED ----------

DNF	54	Alex Meek	OF	Merlyn Mk20A
DNF	11	Antony Ross		Lola T200
DNF	29	Donald Laird	OF	Elden Mk8

---------- FASTEST LAP SUMMARY ----------

NO	DRIVER/S	CLASS	CAR MAKE / MODEL	FASTEST LAP	ON	MPH
40	Sam Mitchell		Merlyn Mk20	1:03.985	5	92.22
36	Rob Smith	OF	Merlyn Mk20	1:05.655	12	89.87
2	Alison Langridge	N	Lotus 61	1:10.469	12	83.73

Car 66 transponder intermittent, please check for race 16.

Session Start: 09:44:32 - Finish: 09:59:44
Weather/Track Conditions: Bright/Dry
Circuit: Silverstone National
Track Length: 2.638 Km - 1.6390 miles

These results are provisional until the conclusion of any judicial and technical matters.

Clerk of the Course:	Timekeeper:	Issued at:
Julian Floyd		

Silverstone Finals Historic Race Meeting - 21 - 22 Oct 2017

HSCC Historic Formula Ford with Avon Tyres, Radio Caroline & Titan Historic Racing

Race 8 - Sector Analysis

1	Callum Grant ( )							Merlyn Mk20A							
lap	Sect-1	Speed	Sect-2	Speed		Laptime	Pit	lap	Sect-1	Speed	Sect-2	Speed		Laptime	Pit
1		114.9	26.678	111.5		1:08.235		8	38.372	113.4	26.425	110.9		1:04.797	
2	39.055	115.3	26.567	111.5		1:05.622		9	38.376	113.7	26.215	112.0		1:04.591	
3	38.662	111.3	26.501	108.2		1:05.163		10	38.132	115.1	26.555	112.4		1:04.687	
4	39.637	114.7	26.439	110.0		1:06.076		11	38.132	112.0	26.311	111.3		1:04.443	
5	38.189	109.8	26.383	111.8		1:04.572		12	38.220	114.5	26.332	112.0		1:04.552	
6	38.315	114.3	26.179	111.5		1:04.494		13	38.399	116.7	26.224	111.5		1:04.623	
7	38.713	110.6	26.634	110.2		1:05.347		14	38.522	115.9	26.721	109.4		1:05.243	

2	Alison Langridge (N)							Lotus 61							
lap	Sect-1	Speed	Sect-2	Speed		Laptime	Pit	lap	Sect-1	Speed	Sect-2	Speed		Laptime	Pit
1		101.4	30.633	101.8		1:23.759		8	42.676	101.8	31.890	99.5		1:14.566	
2	44.063	102.5	29.766	101.8		1:13.829		9	42.221	102.3	29.135	101.8		1:11.356	
3	42.631	105.0	29.770	102.1		1:12.401		10	42.258	100.3	30.343	101.2		1:12.601	
4	42.159	105.5	29.672	101.2		1:11.831		11	41.911	102.5	28.958	103.4		1:10.869	
5	44.304	99.9	29.493	102.6		1:13.797		12	41.495	105.2	28.974	99.8		1:10.469	
6	42.248	103.1	29.353	100.3		1:11.601		13	42.237	99.3	29.000	104.2		1:11.237	
7	41.778	104.4	29.133	101.6		1:10.911		14							

4	Maxim Bartell ( )							Merlyn Mk20A							
lap	Sect-1	Speed	Sect-2	Speed		Laptime	Pit	lap	Sect-1	Speed	Sect-2	Speed		Laptime	Pit
1		113.4	26.741	111.8		1:09.190		8	39.845	107.5	26.415	109.2		1:06.260	
2	39.606	112.8	26.433	110.5		1:06.039		9	38.953	111.3	26.233	108.9		1:05.186	
3	38.462	115.1	26.576	112.6		1:05.038		10	38.928	110.9	26.131	109.4		1:05.059	
4	38.760	116.9	26.471	112.2		1:05.231		11	38.891	110.7	26.218	108.5		1:05.109	
5	38.502	115.7	26.316	111.7		1:04.818		12	38.766	110.6	26.249	108.7		1:05.015	
6	38.502	113.6	26.274	112.0		1:04.776		13	38.654	110.9	26.293	108.9		1:04.947	
7	38.028	112.4	26.755	111.8		1:04.783		14	38.734	109.8	26.974	110.0		1:05.708	

11	Antony Ross ( )							Lola T200							
lap	Sect-1	Speed	Sect-2	Speed		Laptime	Pit	lap	Sect-1	Speed	Sect-2	Speed		Laptime	Pit

14	Neil Shinner (OF)							Merlyn Mk20							
lap	Sect-1	Speed	Sect-2	Speed		Laptime	Pit	lap	Sect-1	Speed	Sect-2	Speed		Laptime	Pit
1		113.0	27.145	110.3		1:10.881		8	39.380	109.3	27.017	111.1		1:06.397	
2	40.603	113.4	26.694	109.1		1:07.297		9	39.368	110.0	27.163	108.7		1:06.531	
3	38.986	112.2	26.857	111.8		1:05.843		10	39.799	110.4	26.786	108.0		1:06.585	
4	39.127	113.6	26.750	109.4		1:05.877		11	39.499	108.9	27.555	108.0		1:07.054	
5	39.303	110.9	27.431	110.0		1:06.734		12	39.396	109.3	26.918	108.7		1:06.314	
6	39.556	112.4	26.654	108.3		1:06.210		13	39.259	112.2	26.879	111.1		1:06.138	
7	39.446	109.3	26.856	111.5		1:06.302		14	39.301	114.9	26.889	110.0		1:06.190	

17	Brian Morris (OF)							Lola T202							
lap	Sect-1	Speed	Sect-2	Speed		Laptime	Pit	lap	Sect-1	Speed	Sect-2	Speed		Laptime	Pit
1		110.6	27.785	107.5		1:13.202		8	38.893	112.2	26.878	107.6		1:05.771	
2	41.219	110.4	26.942	107.6		1:08.161		9	38.994	113.0	27.011	108.3		1:06.005	
3	40.698	113.0	27.212	108.2		1:07.910		10	39.990	109.1	26.770	109.2		1:06.760	
4	39.629	108.2	27.563	106.9		1:07.192		11	39.501	110.0	26.786	109.4		1:06.287	
5	39.601	109.1	26.998	106.8		1:06.599		12	38.887	114.1	26.866	108.3		1:05.753	
6	39.492	109.7	26.751	107.1		1:06.243		13	38.874	108.8	27.891	107.6		1:06.765	
7	39.356	109.5	26.847	106.4		1:06.203		14	38.937	109.8	26.746	104.6		1:05.683	

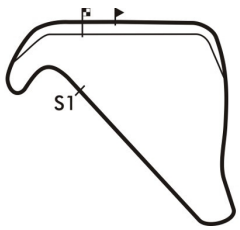

Session Start: 09:44:32 - Finish: 09:59:44
Weather/Track Conditions: Bright/Dry
Circuit: Silverstone National
Track Length: 2.638 Km - 1.6390 miles

Silverstone Finals Historic Race Meeting - 21 - 22 Oct 2017

HSCC Historic Formula Ford with Avon Tyres, Radio Caroline & Titan Historic Racing

Race 8 - Sector Analysis

19	Stephen King (OF)							Macon MR8						
lap	Sect-1	Speed	Sect-2	Speed		Laptime	Pit	lap	Sect-1	Speed	Sect-2	Speed		Laptime	Pit
1		108.2	28.587	105.9		1:17.024		8	39.822	108.9	27.621	107.5		1:07.443	
2	40.603	109.3	27.377	106.9		1:07.980		9	39.968	111.8	27.079	108.5		1:07.047	
3	40.567	110.7	27.528	106.9		1:08.095		10	40.183	108.8	27.364	109.2		1:07.547	
4	39.819	111.8	27.580	107.3		1:07.399		11	39.832	111.8	27.795	108.3		1:07.627	
5	39.606	109.5	27.625	108.7		1:07.231		12	40.465	106.2	27.624	107.3		1:08.089	
6	40.202	110.0	27.576	109.1		1:07.778		13	40.905	108.9	27.175	107.5		1:08.080	
7	40.226	111.7	27.741	106.9		1:07.967		14	39.816	108.9	27.535	108.3		1:07.351	

20	Kevin Stanzl (OF)							Crossle 20F						
lap	Sect-1	Speed	Sect-2	Speed		Laptime	Pit	lap	Sect-1	Speed	Sect-2	Speed		Laptime	Pit
1		112.2	27.540	109.4		1:12.690		8	39.577	109.8	27.229	106.9		1:06.806	
2	40.997	110.7	27.054	109.4		1:08.051		9	39.486	109.7	26.918	107.3		1:06.404	
3	40.995	111.3	27.249	107.8		1:08.244		10	39.811	108.9	27.008	107.1		1:06.819	
4	39.796	111.1	27.290	106.9		1:07.086		11	39.636	109.5	27.064	107.3		1:06.700	
5	40.264	112.2	27.139	108.5		1:07.403		12	39.744	109.5	27.190	107.3		1:06.934	
6	39.714	110.4	27.157	108.0		1:06.871		13	39.437	109.7	27.578	107.6		1:07.015	
7	39.623	109.3	27.182	107.6		1:06.805		14	39.850	109.7	27.082	107.5		1:06.932	

21	Ross Drybrough ( )							Merlyn Mk20 AS						
lap	Sect-1	Speed	Sect-2	Speed		Laptime	Pit	lap	Sect-1	Speed	Sect-2	Speed		Laptime	Pit
1		112.2	27.682	108.3		1:12.112		8	39.815	110.0	26.857	107.6		1:06.672	
2	40.432	111.7	26.631	109.6		1:07.063		9	39.238	111.1	26.835	107.8		1:06.073	
3	38.823	114.3	26.782	109.2		1:05.605		10	39.224	110.6	26.742	107.3		1:05.966	
4	38.723	115.1	27.102	109.1		1:05.825		11	39.332	110.6	26.796	108.3		1:06.128	
5	38.927	115.5	26.573	108.5		1:05.500		12	39.124	110.4	26.967	107.6		1:06.091	
6	39.023	111.1	26.751	108.2		1:05.774		13	39.335	110.7	26.884	108.7		1:06.219	
7	38.893	110.6	26.840	107.8		1:05.733		14	39.142	110.9	27.217	108.0		1:06.359	

22	Tim Brise (OF)							Merlyn Mk20						
lap	Sect-1	Speed	Sect-2	Speed		Laptime	Pit	lap	Sect-1	Speed	Sect-2	Speed		Laptime	Pit
1		111.1	27.548	109.1		1:12.462		8	39.627	108.6	27.094	107.8		1:06.721	
2	40.466	112.4	26.880	110.2		1:07.346		9	39.266	112.4	26.858	107.1		1:06.124	
3	50.342	112.4	27.477	107.1		1:17.819		10	39.666	107.9	27.108	107.3		1:06.774	
4	40.108	111.7	27.123	110.3		1:07.231		11	39.531	108.8	26.987	108.3		1:06.518	
5	40.557	108.9	27.526	106.9		1:08.083		12	38.984	111.1	27.115	108.3		1:06.099	
6	40.597	107.9	27.369	106.6		1:07.966		13	39.332	108.9	27.257	107.5		1:06.589	
7	40.070	108.4	27.410	106.8		1:07.480		14	39.211	110.4	27.077	109.2		1:06.288	

27	Dick Dixon (OF)							Lotus 61						
lap	Sect-1	Speed	Sect-2	Speed		Laptime	Pit	lap	Sect-1	Speed	Sect-2	Speed		Laptime	Pit
1		109.8	28.171	107.6		1:15.768		8	39.630	108.2	27.767	111.3		1:07.397	
2	40.304	112.0	27.833	109.1		1:08.137		9	39.998	108.8	27.153	110.2		1:07.151	
3	40.448	111.7	27.986	110.3		1:08.434		10	39.986	110.2	27.617	110.2		1:07.603	
4	39.641	112.8	27.837	109.8		1:07.478		11	39.730	113.4	27.665	106.9		1:07.395	
5	39.977	109.8	27.530	110.0		1:07.507		12	40.219	108.6	27.786	105.9		1:08.005	
6	40.179	112.6	27.812	109.1		1:07.991		13	40.703	108.8	27.550	110.2		1:08.253	
7	40.015	109.8	27.702	109.2		1:07.717		14	40.084	109.5	27.316	109.2		1:07.400	

29	Donald Laird (OF)							Elden Mk8						
lap	Sect-1	Speed	Sect-2	Speed		Laptime	Pit	lap	Sect-1	Speed	Sect-2	Speed		Laptime	Pit

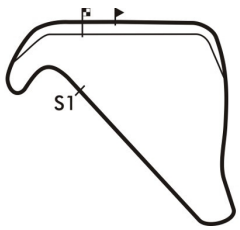

Session Start: 09:44:32 - Finish: 09:59:44
Weather/Track Conditions: Bright/Dry
Circuit: Silverstone National
Track Length: 2.638 Km - 1.6390 miles

Silverstone Finals Historic Race Meeting - 21 - 22 Oct 2017

HSCC Historic Formula Ford with Avon Tyres, Radio Caroline & Titan Historic Racing

Race 8 - Sector Analysis

36	Rob Smith (OF)							Merlyn Mk20							
lap	Sect-1	Speed	Sect-2	Speed		Laptime	Pit	lap	Sect-1	Speed	Sect-2	Speed		Laptime	Pit
1		111.5	27.573	106.4		1:11.905		8	39.024	111.7	26.849	106.9		1:05.873	
2	40.625	109.8	27.139	107.6		1:07.764		9	39.114	110.2	26.947	106.2		1:06.061	
3	40.060	110.9	27.311	106.9		1:07.371		10	39.929	107.7	26.819	105.4		1:06.748	
4	39.528	109.8	27.161	106.6		1:06.689		11	39.416	108.1	26.693	106.1		1:06.109	
5	40.398	108.6	27.382	106.8		1:07.780		12	38.850	111.8	26.805	106.6		1:05.655	
6	39.761	109.1	27.123	106.9		1:06.884		13	39.000	110.6	27.214	107.1		1:06.214	
7	39.548	111.1	26.955	106.2		1:06.503		14	39.081	108.9	26.713	105.6		1:05.794	

40	Sam Mitchell ( )							Merlyn Mk20							
lap	Sect-1	Speed	Sect-2	Speed		Laptime	Pit	lap	Sect-1	Speed	Sect-2	Speed		Laptime	Pit
1		111.8	26.993	109.4		1:09.075		8	38.235	114.1	26.426	109.4		1:04.661	
2	39.111	112.8	26.416	109.8		1:05.527		9	38.567	116.7	26.412	111.1		1:04.979	
3	38.528	116.7	26.756	111.1		1:05.284		10	38.443	114.1	26.249	111.3		1:04.692	
4	38.887	117.7	26.558	110.9		1:05.445		11	38.414	112.0	26.289	109.1		1:04.703	
5	37.978	114.3	26.007	110.7		1:03.985		12	38.869	111.8	26.181	109.6		1:05.050	
6	38.742	109.8	26.782	110.5		1:05.524		13	37.969	114.1	26.211	110.0		1:04.180	
7	38.442	116.5	26.315	113.0		1:04.757		14	38.207	115.5	30.101	110.7		1:08.308	

42	Cormac Flanagan ( )							Alexis Mk14							
lap	Sect-1	Speed	Sect-2	Speed		Laptime	Pit	lap	Sect-1	Speed	Sect-2	Speed		Laptime	Pit
1		111.3	26.827	109.8		1:10.121		8	38.890	110.7	26.414	108.9		1:05.304	
2	39.834	112.0	26.921	109.2		1:06.755		9	39.053	111.7	26.369	108.7		1:05.422	
3	39.279	106.4	26.624	110.7		1:05.903		10	38.917	112.8	26.541	108.3		1:05.458	
4	39.289	113.7	26.896	109.1		1:06.185		11	38.852	110.2	26.515	108.7		1:05.367	
5	38.914	112.2	26.602	109.2		1:05.516		12	38.991	110.9	26.858	107.3		1:05.849	
6	38.689	111.5	26.635	108.5		1:05.324		13	38.868	110.7	26.461	108.3		1:05.329	
7	38.862	111.1	26.561	108.9		1:05.423		14	38.942	105.7	27.701	108.3		1:06.643	

48	Benn Tilley ( )							Merlyn Mk20							
lap	Sect-1	Speed	Sect-2	Speed		Laptime	Pit	lap	Sect-1	Speed	Sect-2	Speed		Laptime	Pit
1		110.6	26.947	110.5		1:10.279		8	38.684	109.7	26.268	107.3		1:04.952	
2	39.918	113.9	26.760	110.7		1:06.678		9	38.508	111.7	26.272	107.5		1:04.780	
3	39.011	108.9	26.383	107.5		1:05.394		10	38.776	110.7	26.274	107.6		1:05.050	
4	38.863	111.7	26.445	107.3		1:05.308		11	38.970	108.1	26.272	108.0		1:05.242	
5	38.664	110.7	26.225	107.3		1:04.889		12	38.665	110.0	26.348	107.5		1:05.013	
6	38.675	110.2	26.315	107.6		1:04.990		13	38.718	110.0	26.198	108.0		1:04.916	
7	38.795	109.3	26.256	106.8		1:05.051		14	38.687	110.9	26.369	109.8		1:05.056	

49	Harvey Sykes ( )							Crossle 20F							
lap	Sect-1	Speed	Sect-2	Speed		Laptime	Pit	lap	Sect-1	Speed	Sect-2	Speed		Laptime	Pit
1		113.4	27.085	112.2		1:11.013		8	39.537	111.7	26.922	109.2		1:06.459	
2	40.429	111.1	27.034	111.3		1:07.463		9	39.592	114.7	27.140	109.1		1:06.732	
3	38.786	115.7	26.663	109.6		1:05.449		10	40.099	111.3	26.745	110.5		1:06.844	
4	39.182	113.2	26.934	111.5		1:06.116		11	39.089	110.6	27.916	108.0		1:07.005	
5	39.466	113.0	27.235	112.2		1:06.701		12	39.056	110.0	27.052	110.5		1:06.108	
6	39.439	111.3	27.002	110.7		1:06.441		13	39.159	110.9	26.772	109.4		1:05.931	
7	39.065	112.0	26.743	109.1		1:05.808		14	39.218	111.1	26.654	109.4		1:05.872	

53	Richard Tarling ( )							Jamun T2							
lap	Sect-1	Speed	Sect-2	Speed		Laptime	Pit	lap	Sect-1	Speed	Sect-2	Speed		Laptime	Pit
1		108.8	26.675	109.8		1:08.036		8	38.578	109.8	25.950	111.3		1:04.528	
2	39.191	112.8	26.561	108.3		1:05.752		9	38.599	111.3	26.021	107.8		1:04.620	
3	38.716	110.4	26.610	112.0		1:05.326		10	38.704	110.4	26.086	111.3		1:04.790	
4	39.390	109.5	26.230	110.9		1:05.620		11	38.587	110.0	26.149	112.0		1:04.736	
5	38.490	111.1	26.157	110.5		1:04.647		12	38.432	113.7	26.268	110.9		1:04.700	
6	38.594	110.0	26.102	108.2		1:04.696		13	38.362	110.6	26.102	111.5		1:04.464	
7	38.717	110.2	26.202	107.8		1:04.919		14	38.601	112.4	31.620	109.6		1:10.221	

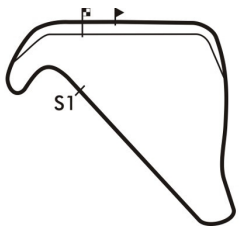

Session Start: 09:44:32 - Finish: 09:59:44
Weather/Track Conditions: Bright/Dry
Circuit: Silverstone National
Track Length: 2.638 Km - 1.6390 miles

Silverstone Finals Historic Race Meeting - 21 - 22 Oct 2017

HSCC Historic Formula Ford with Avon Tyres, Radio Caroline & Titan Historic Racing

Race 8 - Sector Analysis

54	Alex Meek (OF)							Merlyn Mk20A						
lap	Sect-1	Speed	Sect-2	Speed		Laptime	Pit	lap	Sect-1	Speed	Sect-2	Speed		Laptime	Pit

55	Roger Arnold (OF)							Merlyn Mk20						
lap	Sect-1	Speed	Sect-2	Speed		Laptime	Pit	lap	Sect-1	Speed	Sect-2	Speed		Laptime	Pit
1		106.4	29.312	105.4		1:20.395		8	43.314	107.5	31.425	91.9		1:14.739	
2	42.609	107.7	28.596	107.3		1:11.205		9	42.717	110.2	30.553	108.3		1:13.270	
3	42.127	106.0	29.011	107.3		1:11.138		10	42.799	108.4	29.792	104.1		1:12.591	
4	41.710	110.4	28.819	107.5		1:10.529		11	42.511	108.4	29.885	107.3		1:12.396	
5	41.386	109.8	28.475	107.1		1:09.861		12	43.433	108.2	29.517	100.9		1:12.950	
6	41.579	109.5	29.214	106.1		1:10.793		13	42.263	109.5	29.034	100.1		1:11.297	
7	42.961	109.8	29.923	106.1		1:12.884		14							

57	Cameron Jackson ( )							Lola T200						
lap	Sect-1	Speed	Sect-2	Speed		Laptime	Pit	lap	Sect-1	Speed	Sect-2	Speed		Laptime	Pit
1		113.6	26.480	111.5		1:08.499		8	38.538	110.9	25.885	108.0		1:04.423	
2	38.998	116.1	26.716	109.8		1:05.714		9	38.732	110.4	26.104	110.9		1:04.836	
3	38.631	113.6	26.394	113.2		1:05.025		10	38.583	111.1	25.944	107.8		1:04.527	
4	39.283	112.8	26.024	107.5		1:05.307		11	38.796	114.7	25.969	109.1		1:04.765	
5	38.714	114.5	25.875	107.8		1:04.589		12	38.612	108.9	25.914	108.2		1:04.526	
6	38.965	109.5	26.314	111.8		1:05.279		13	38.609	112.4	25.856	108.3		1:04.465	
7	38.650	114.5	25.991	110.3		1:04.641		14	38.910	108.4	30.398	109.1		1:09.308	

64	Arthur Atkinson (OF)							Merlyn Mk20A						
lap	Sect-1	Speed	Sect-2	Speed		Laptime	Pit	lap	Sect-1	Speed	Sect-2	Speed		Laptime	Pit
1		113.7	27.970	109.6		1:14.576		8	39.748	110.6	27.470	107.1		1:07.218	
2	40.777	111.5	27.820	109.2		1:08.597		9	39.834	110.0	27.382	106.8		1:07.216	
3	40.742	112.8	27.833	108.3		1:08.575		10	40.077	108.2	27.789	107.6		1:07.866	
4	39.886	112.8	27.850	107.6		1:07.736		11	39.750	111.1	27.936	110.5		1:07.686	
5	39.699	113.4	27.603	108.9		1:07.302		12	40.454	112.6	28.123	111.1		1:08.577	
6	40.204	113.4	27.753	107.5		1:07.957		13	40.047	114.3	27.340	107.3		1:07.387	
7	40.169	109.1	27.864	107.3		1:08.033		14	39.901	108.6	27.489	106.9		1:07.390	

66	Andrew Wiggins (OF)							Titan Mk6						
lap	Sect-1	Speed	Sect-2	Speed		Laptime	Pit	lap	Sect-1	Speed	Sect-2	Speed		Laptime	Pit
1		112.2	28.017	108.3		1:14.266		8	39.309	112.6	27.567	105.9		1:06.876	
2	40.828	111.7	27.614	107.6		1:08.442		9						1:07.632	
3	40.907	110.4	27.631	107.1		1:08.538		10	39.522	109.3	27.579	106.2		1:07.101	
4	39.840	108.2	27.407	106.9		1:07.247		11	39.524	111.3	27.033			1:06.557	
5	39.742	108.4	27.639	107.6		1:07.381		12	39.670		26.994	108.0		1:06.664	
6	39.730	110.4	27.243	106.6		1:06.973		13	39.409	110.7	27.250	107.3		1:06.659	
7	39.460	110.7	27.472	106.6		1:06.932		14	39.371	110.7	27.502	106.9		1:06.873	

71	Alan Cook (OF)							Mallock Mk9						
lap	Sect-1	Speed	Sect-2	Speed		Laptime	Pit	lap	Sect-1	Speed	Sect-2	Speed		Laptime	Pit
1		99.9	30.264	102.8		1:22.840		8	41.099	107.2	29.282	103.9		1:10.381	
2	43.423	105.5	29.642	102.8		1:13.065		9	41.231	107.0	29.128	103.2		1:10.359	
3	41.482	106.9	29.672	102.8		1:11.154		10	42.464	108.8	29.447	104.9		1:11.911	
4	41.799	106.5	29.228	103.1		1:11.027		11	40.705	107.0	28.814	104.7		1:09.519	
5	41.396	106.9	29.514	103.2		1:10.910		12	40.763	107.2	29.022	104.2		1:09.785	
6	41.714	103.6	29.965	103.4		1:11.679		13	40.512	106.9	28.252	106.8		1:08.764	
7	40.908	106.4	29.503	103.1		1:10.411		14							

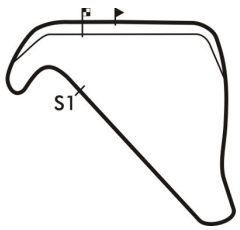

Session Start: 09:44:32 - Finish: 09:59:44
Weather/Track Conditions: Bright/Dry
Circuit: Silverstone National
Track Length: 2.638 Km - 1.6390 miles

Silverstone Finals Historic Race Meeting - 21 - 22 Oct 2017

HSCC Historic Formula Ford with Avon Tyres, Radio Caroline & Titan Historic Racing

Race 8 - Sector Analysis

73	Ed Thurston ( )							Elden Mk8							
lap	Sect-1	Speed	Sect-2	Speed		Laptime	Pit	lap	Sect-1	Speed	Sect-2	Speed		Laptime	Pit
1		115.7	26.872	111.7		1:09.495		8	38.239	118.1	26.526	111.7		1:04.765	
2	39.373	112.0	26.640	111.5		1:06.013		9	38.113	118.6	26.371	112.2		1:04.484	
3	38.201	117.1	26.332	113.0		1:04.533		10	38.475	113.9	26.408	111.7		1:04.883	
4	39.134	115.7	26.490	112.0		1:05.624		11	38.098	113.9	26.405	110.3		1:04.503	
5	38.506	117.3	26.440	112.0		1:04.946		12	38.883	112.8	26.183	112.0		1:05.066	
6	38.162	114.1	26.629	111.8		1:04.791		13	38.726	113.4	26.285	109.2		1:05.011	
7	38.008	116.1	26.648	112.4		1:04.656		14	38.358	112.4	26.518	109.4		1:04.876	

77	Chris Sharples (OF)							Palliser WDF1							
lap	Sect-1	Speed	Sect-2	Speed		Laptime	Pit	lap	Sect-1	Speed	Sect-2	Speed		Laptime	Pit
1		111.7	27.983	107.6		1:14.073		8	39.421	109.8	27.224	107.5		1:06.645	
2	41.243	106.5	27.274	107.6		1:08.517		9	39.905	112.0	27.497	108.5		1:07.402	
3	41.065	106.9	27.504	105.4		1:08.569		10	39.333	112.4	27.233	105.9		1:06.566	
4	39.980	111.7	27.208	106.2		1:07.188		11	39.666	107.2	27.053	106.4		1:06.719	
5	40.109	112.0	27.861	108.5		1:07.970		12	39.577	107.4	26.827	105.6		1:06.404	
6	40.308	108.6	27.172	106.8		1:07.480		13	39.232	110.0	27.230	107.3		1:06.462	
7	39.586	108.2	27.221	107.5		1:06.807		14	39.019	110.0	27.691	108.7		1:06.710	

78	Geoffrey Underwood (OF)							Merlyn Mk20							
lap	Sect-1	Speed	Sect-2	Speed		Laptime	Pit	lap	Sect-1	Speed	Sect-2	Speed		Laptime	Pit
1		106.7	28.305	107.6		1:18.525		8	40.882	107.9	28.129	108.7		1:09.011	
2	42.241	108.9	27.624	108.7		1:09.865		9	40.857	110.6	27.267	108.0		1:08.124	
3	41.270	111.5	28.215	105.4		1:09.485		10	40.168	108.6	27.305	108.0		1:07.473	
4	40.259	110.4	27.983	108.7		1:08.242		11	39.912	109.3	27.314	108.3		1:07.226	
5	40.251	110.9	27.950	107.6		1:08.201		12	39.526	112.8	27.393	107.1		1:06.919	
6	40.844	109.5	28.503	106.6		1:09.347		13	39.882	109.1	27.181	107.3		1:07.063	
7	40.315	108.8	28.456	105.9		1:08.771		14	40.141	109.5	27.208	107.5		1:07.349	

81	James Lovett ( )							Lola T200							
lap	Sect-1	Speed	Sect-2	Speed		Laptime	Pit	lap	Sect-1	Speed	Sect-2	Speed		Laptime	Pit
1		105.2	28.437	108.7		1:18.919		8	40.828	109.7	27.571	106.1		1:08.399	
2	41.193	104.4	27.945	107.5		1:09.138		9	40.346	108.1	27.355	106.1		1:07.701	
3	41.136	111.3	27.662	106.9		1:08.798		10	40.077	106.7	27.399	105.7		1:07.476	
4	40.265	109.3	27.635	106.8		1:07.900		11	40.110	107.4	27.367	105.9		1:07.477	
5	41.471	109.5	28.254	109.8		1:09.725		12	39.985	108.2	27.788	106.1		1:07.773	
6	40.999	108.8	28.348	106.2		1:09.347		13	40.554	108.8	27.396	106.9		1:07.950	
7	40.706	110.4	28.049	104.6		1:08.755		14	40.064	109.3	27.272	107.5		1:07.336	

82	Lee Penson ( )							Lotus 51A							
lap	Sect-1	Speed	Sect-2	Speed		Laptime	Pit	lap	Sect-1	Speed	Sect-2	Speed		Laptime	Pit
1		111.8	27.979	107.8		1:15.053		8	40.013	108.2	28.035	108.5		1:08.048	
2	40.975	111.7	27.572	109.1		1:08.547		9	39.947	111.5	27.198	108.9		1:07.145	
3	40.622	113.0	27.772	109.4		1:08.394		10	39.930	110.7	27.301	105.9		1:07.231	
4	39.777	112.8	27.847	109.2		1:07.624		11	39.670	108.4	27.357	106.4		1:07.027	
5	39.833	114.5	27.626	109.6		1:07.459		12	39.643	108.8	27.403	106.2		1:07.046	
6	40.309	113.6	27.617	109.2		1:07.926		13	39.752	108.9	27.609	106.1		1:07.361	
7	40.141	110.7	27.113	106.2		1:07.254		14	39.748	108.6	27.572	106.4		1:07.320	

88	Tony Cove ( )							March 709							
lap	Sect-1	Speed	Sect-2	Speed		Laptime	Pit	lap	Sect-1	Speed	Sect-2	Speed		Laptime	Pit
1		108.1	28.514	105.9		1:18.085		8	41.440	104.2	27.728	103.9		1:09.168	
2	41.671	104.0	27.760	104.1		1:09.431		9	41.292	105.5	27.625	103.4		1:08.917	
3	41.224	107.2	28.114	100.6		1:09.338		10	41.273	101.5	29.187	100.3		1:10.460	
4	41.119	106.2	27.769	105.1		1:08.888		11	41.317	103.9	27.906	102.9		1:09.223	
5	41.704	107.0	27.766	105.6		1:09.470		12	40.898	104.9	27.429	104.6		1:08.327	
6	41.324	106.7	28.172	104.9		1:09.496		13	40.991	104.7	28.296	98.6		1:09.287	
7	43.032	105.2	28.111	103.2		1:11.143		14	1:00.053	55.1				2:00.584	

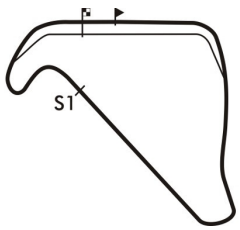

Session Start: 09:44:32 - Finish: 09:59:44
Weather/Track Conditions: Bright/Dry
Circuit: Silverstone National
Track Length: 2.638 Km - 1.6390 miles

Silverstone Finals Historic Race Meeting - 21 - 22 Oct 2017

HSCC Historic Formula Ford with Avon Tyres, Radio Caroline & Titan Historic Racing

Race 8 - Sector Analysis

94	Michael O'Brien ( )							Merlyn Mk20							
lap	Sect-1	Speed	Sect-2	Speed		Laptime	Pit	lap	Sect-1	Speed	Sect-2	Speed		Laptime	Pit
1		110.9	26.715	108.2		1:08.004		8	38.438	116.9	26.300	113.2		1:04.738	
2	39.267	110.0	26.976	109.1		1:06.243		9	38.239	113.6	26.030	111.7		1:04.269	
3	38.663	114.3	26.626	112.6		1:05.289		10	38.255	109.7	26.441	111.5		1:04.696	
4	39.206	113.0	26.852	109.4		1:06.058		11	38.075	112.6	26.068	110.3		1:04.143	
5	38.405	113.9	25.966	112.4		1:04.371		12	38.584	112.2	26.589	113.8		1:05.173	
6	38.220	114.5	26.437	112.4		1:04.657		13	38.060	115.1	26.026	111.3		1:04.086	
7	38.517	111.3	26.542	112.4		1:05.059		14	38.737	113.9	26.080	110.0		1:04.817	

99	Nick Arden (OF)							Merlyn Mk11A							
lap	Sect-1	Speed	Sect-2	Speed		Laptime	Pit	lap	Sect-1	Speed	Sect-2	Speed		Laptime	Pit
1		93.1	31.362	101.8		1:26.560		8	46.284	93.3	30.017	97.7		1:16.301	
2	44.524	103.1	29.454	103.7		1:13.978		9	43.452	98.1	29.842	104.7		1:13.294	
3	42.931	105.8	28.718	104.9		1:11.649		10	43.685	88.0	30.674	100.3		1:14.359	
4	42.203	105.7	28.820	104.4		1:11.023		11	44.624	100.8	29.908	96.3		1:14.532	
5	42.548	101.5	29.321	103.2		1:11.869		12	43.629	101.5	29.603	99.8		1:13.232	
6	42.352	101.7	30.302	100.6		1:12.654		13	42.169	100.6	29.086	103.7		1:11.255	
7	42.691	102.8	30.204	99.3		1:12.895		14							

141	Matthew Wrigley ( )							Lotus 59							
lap	Sect-1	Speed	Sect-2	Speed		Laptime	Pit	lap	Sect-1	Speed	Sect-2	Speed		Laptime	Pit
1		112.8	27.468	108.7		1:13.265		8	39.864	107.5	27.516	105.7		1:07.380	
2	41.213	111.3	27.060	109.4		1:08.273		9	39.968	108.2	27.055	105.7		1:07.023	
3	42.935	115.1	27.658	110.2		1:10.593		10	39.717	107.2	27.083	105.4		1:06.800	
4	39.758	112.2	27.102	107.5		1:06.860		11	39.557	107.2	26.925	106.1		1:06.482	
5	39.561	114.1	27.188	106.2		1:06.749		12	39.525	108.2	27.054	105.4		1:06.579	
6	39.562	108.4	27.007	106.4		1:06.569		13	39.624	107.7	26.938	106.8		1:06.562	
7	39.534	107.5	27.290	106.1		1:06.824		14	39.740	107.0	27.626	106.4		1:07.366	

156	Rachel Arnold ( )							Merlyn Mk20							
lap	Sect-1	Speed	Sect-2	Speed		Laptime	Pit	lap	Sect-1	Speed	Sect-2	Speed		Laptime	Pit
1		99.3	29.723	103.4		2:04.958		7	41.533	106.0	29.064	103.4		1:10.597	
2	42.268	106.0	29.129	103.4		1:11.397		8	41.555	105.8	28.790	104.7		1:10.345	
3	43.929	105.5	30.765	83.9		1:14.694		9	41.809	105.2	29.037	104.6		1:10.846	
4	48.970	90.7	29.991	99.2		1:18.961		10	42.014	105.8	29.766	92.8		1:11.780	
5	44.265	101.1	31.092	92.6		1:15.357		11	46.904	105.8	29.620	101.2		1:16.524	
6	43.642	103.9	29.171	104.9		1:12.813		12	41.590	105.8	28.524	102.3		1:10.114	

157	David Wild (OF)							Lola T204							
lap	Sect-1	Speed	Sect-2	Speed		Laptime	Pit	lap	Sect-1	Speed	Sect-2	Speed		Laptime	Pit
1		114.5	27.465	108.3		1:12.131		8	39.284	108.8	26.759	106.4		1:06.043	
2	41.148	112.6	27.038	109.1		1:08.186		9	39.574	112.2	26.804	106.4		1:06.378	
3	40.675	111.3	27.035	107.5		1:07.710		10	39.970	108.1	26.986	108.7		1:06.956	
4	39.305	111.7	26.993	107.8		1:06.298		11	39.658	110.7	26.539	109.6		1:06.197	
5	39.869	112.6	26.965	106.4		1:06.834		12	39.096	112.4	26.562	108.5		1:05.658	
6	39.914	108.6	27.020	105.9		1:06.934		13	39.064	111.8	27.104	110.2		1:06.168	
7	39.498	108.4	26.812	105.7		1:06.310		14	38.953	114.1	26.769	108.9		1:05.722	

177	Peter Hannam (OF)							Nike Mk6							
lap	Sect-1	Speed	Sect-2	Speed		Laptime	Pit	lap	Sect-1	Speed	Sect-2	Speed		Laptime	Pit
1		105.2	28.528	104.7		1:17.378		8	40.752	103.1	27.136	104.4		1:07.888	
2	41.070	106.7	27.255	104.4		1:08.325		9	40.444	105.5	27.708	105.6		1:08.152	
3	40.904	108.4	27.460	105.1		1:08.364		10	40.113	104.9	27.224	104.2		1:07.337	
4	40.212	108.8	27.215	104.2		1:07.427		11	40.110	105.0	27.196	104.2		1:07.306	
5	40.371	108.1	28.015	103.4		1:08.386		12	40.256	105.8	27.555	103.6		1:07.811	
6	40.541	105.2	27.368	103.1		1:07.909		13	40.505	105.4	27.100	103.2		1:07.605	
7	40.638	104.9	27.396	103.7		1:08.034		14	40.438	105.5	27.128	103.7		1:07.566	

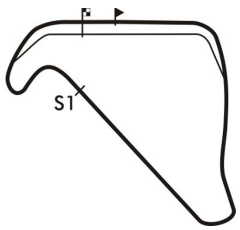

Session Start: 09:44:32 - Finish: 09:59:44
Weather/Track Conditions: Bright/Dry
Circuit: Silverstone National
Track Length: 2.638 Km - 1.6390 miles

Silverstone Finals Historic Race Meeting - 21 - 22 Oct 2017

HSCC Historic Formula Ford with Avon Tyres, Radio Caroline & Titan Historic Racing

Race 8 - Best Sector Times

	SECTOR 1			SECTOR 2		
	NO	TIME	LAP	NO	TIME	LAP
1	40	37.969	13	57	25.856	13
2	73	38.008	7	53	25.950	8
3	4	38.028	7	94	25.966	5
4	94	38.060	13	40	26.007	5
5	1	38.132	10	4	26.131	10
6	53	38.362	13	1	26.179	6
7	48	38.508	9	73	26.183	12
8	57	38.538	8	48	26.198	13
9	42	38.689	6	42	26.369	9
10	21	38.723	4	157	26.539	11
11	49	38.786	3	21	26.573	5
12	36	38.850	12	14	26.654	6
13	17	38.874	13	49	26.654	14
14	157	38.953	14	36	26.693	11
15	22	38.984	12	17	26.746	14
16	14	38.986	3	77	26.827	12
17	77	39.019	14	22	26.858	9
18	66	39.309	8	20	26.918	9
19	20	39.437	13	141	26.925	11
20	141	39.525	12	66	26.994	12
21	78	39.526	12	19	27.079	9
22	19	39.606	5	177	27.100	13
23	27	39.630	8	82	27.113	7
24	82	39.643	12	27	27.153	9
25	64	39.699	5	78	27.181	13
26	81	39.985	12	81	27.272	14
27	177	40.110	11	64	27.340	13
28	71	40.512	13	88	27.429	12
29	88	40.898	12	71	28.252	13
30	55	41.386	5	55	28.475	5
31	2	41.495	12	156	28.524	12
32	156	41.533	7	99	28.718	3
33	99	42.169	13	2	28.958	11
34	11			29		
35	29			11		
36	54			54		

IDEAL / BEST LAP COMPARISON

NO	NAME	BEST	IN	IDEAL	DIFF
40	Sam Mitchell	1:03.985	5	1:03.976	+0.009
94	Michael O'Brien	1:04.086	13	1:04.026	+0.060
57	Cameron Jackson	1:04.423	8	1:04.394	+0.029
1	Callum Grant	1:04.443	11	1:04.311	+0.132
53	Richard Tarling	1:04.464	13	1:04.312	+0.152
73	Ed Thurston	1:04.484	9	1:04.191	+0.293
4	Maxim Bartell	1:04.776	6	1:04.159	+0.617
48	Benn Tilley	1:04.780	9	1:04.706	+0.074
42	Cormac Flanagan	1:05.304	8	1:05.058	+0.246
49	Harvey Sykes	1:05.449	3	1:05.440	+0.009
21	Ross Drybrough	1:05.500	5	1:05.296	+0.204
36	Rob Smith	1:05.655	12	1:05.543	+0.112
157	David Wild	1:05.658	12	1:05.492	+0.166
17	Brian Morris	1:05.683	14	1:05.620	+0.063
14	Neil Shinner	1:05.843	3	1:05.640	+0.203
22	Tim Brise	1:06.099	12	1:05.842	+0.257
20	Kevin Stanzl	1:06.404	9	1:06.355	+0.049
77	Chris Sharples	1:06.404	12	1:05.846	+0.558
141	Matthew Wrigley	1:06.482	11	1:06.450	+0.032
66	Andrew Wiggins	1:06.557	11	1:06.303	+0.254
78	Geoffrey Underwood	1:06.919	12	1:06.707	+0.212
82	Lee Penson	1:07.027	11	1:06.756	+0.271
19	Stephen King	1:07.047	9	1:06.685	+0.362
27	Dick Dixon	1:07.151	9	1:06.783	+0.368
64	Arthur Atkinson	1:07.216	9	1:07.039	+0.177
177	Peter Hannam	1:07.306	11	1:07.210	+0.096
81	James Lovett	1:07.336	14	1:07.257	+0.079
88	Tony Cove	1:08.327	12	1:08.327	+0.000
71	Alan Cook	1:08.764	13	1:08.764	+0.000
55	Roger Arnold	1:09.861	5	1:09.861	+0.000
156	Rachel Arnold	1:10.114	12	1:10.057	+0.057
2	Alison Langridge	1:10.469	12	1:10.453	+0.016
99	Nick Arden	1:11.023	4	1:10.887	+0.136
54	Alex Meek				+
11	Antony Ross			2:54.652	3:00.123
29	Donald Laird				+

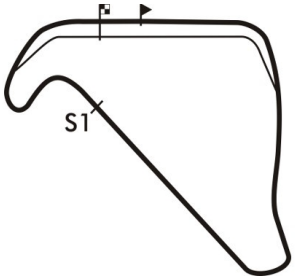

Session Start: 09:44:32 - Finish: 09:59:44
Weather/Track Conditions: Bright/Dry
Circuit: Silverstone National
Track Length: 2.638 Km - 1.6390 miles

Silverstone Finals Historic Race Meeting - 21 - 22 Oct 2017

HSCC Historic Formula Ford with Avon Tyres, Radio Caroline & Titan Historic Racing

Race 8 - Best Sector Speeds

	NO	SECTOR 1	MPH	NO	SECTOR 2	MPH
1	73	Ed Thurston	118.6	94	Michael O'Brien	113.8
2	40	Sam Mitchell	117.7	57	Cameron Jackson	113.2
3	4	Maxim Bartell	116.9	40	Sam Mitchell	113.0
4	94	Michael O'Brien	116.9	73	Ed Thurston	113.0
5	1	Callum Grant	116.7	4	Maxim Bartell	112.6
6	57	Cameron Jackson	116.1	1	Callum Grant	112.4
7	49	Harvey Sykes	115.7	49	Harvey Sykes	112.2
8	21	Ross Drybrough	115.5	53	Richard Tarling	112.0
9	141	Matthew Wrigley	115.1	14	Neil Shinner	111.8
10	14	Neil Shinner	114.9	27	Dick Dixon	111.3
11	82	Lee Penson	114.5	64	Arthur Atkinson	111.1
12	157	David Wild	114.5	42	Cormac Flanagan	110.7
13	64	Arthur Atkinson	114.3	48	Benn Tilley	110.7
14	17	Brian Morris	114.1	22	Tim Brise	110.3
15	48	Benn Tilley	113.9	141	Matthew Wrigley	110.2
16	42	Cormac Flanagan	113.7	157	David Wild	110.2
17	53	Richard Tarling	113.7	81	James Lovett	109.8
18	27	Dick Dixon	113.4	21	Ross Drybrough	109.6
19	78	Geoffrey Underwood	112.8	82	Lee Penson	109.6
20	66	Andrew Wiggins	112.6	17	Brian Morris	109.4
21	22	Tim Brise	112.4	20	Kevin Stanzl	109.4
22	77	Chris Sharples	112.4	19	Stephen King	109.2
23	20	Kevin Stanzl	112.2	77	Chris Sharples	108.7
24	19	Stephen King	111.8	78	Geoffrey Underwood	108.7
25	36	Rob Smith	111.8	55	Roger Arnold	108.3
26	81	James Lovett	111.3	66	Andrew Wiggins	108.3
27	55	Roger Arnold	110.4	36	Rob Smith	107.6
28	71	Alan Cook	108.8	71	Alan Cook	106.8
29	177	Peter Hannam	108.8	88	Tony Cove	105.9
30	88	Tony Cove	108.1	177	Peter Hannam	105.6
31	156	Rachel Arnold	106.0	99	Nick Arden	104.9
32	99	Nick Arden	105.8	156	Rachel Arnold	104.9
33	2	Alison Langridge	105.5	2	Alison Langridge	104.2
34	11	Antony Ross	36.5	29	Donald Laird	31.2
35	29	Donald Laird	0.0	11	Antony Ross	0.0
36	54	Alex Meek	0.0	54	Alex Meek	0.0

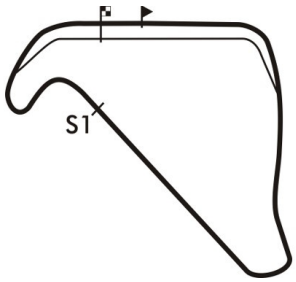

Session Start: 09:44:32 - Finish: 09:59:44
Weather/Track Conditions: Bright/Dry
Circuit: Silverstone National
Track Length: 2.638 Km - 1.6390 miles

Silverstone Finals Historic Race Meeting - 21 - 22 Oct 2017

HSCC Historic Formula Ford with Avon Tyres, Radio Caroline & Titan Historic Racing

Race 8 - Lap Chart

Lap 1			Lap 2			Lap 3			Lap 4			Lap 5			Lap 6		
NO	Behind	Laptime	NO	Behind	Laptime	NO	Behind	Laptime	NO	Behind	Laptime	NO	Behind	Laptime	NO	Behind	Laptime
94		1:08.004	53		1:05.752	1		1:05.163	57		1:05.307	57		1:04.589	53		1:04.696
53	0.032	1:08.036	1	0.069	1:05.622	53	0.094	1:05.326	53	0.189	1:05.620	40	0.182	1:03.985	1	0.085	1:04.494
1	0.231	1:08.235	57	0.425	1:05.714	57	0.218	1:05.025	1	0.551	1:06.076	53	0.247	1:04.647	57	0.336	1:05.279
57	0.495	1:08.499	94	0.459	1:06.243	94	0.516	1:05.289	40	0.786	1:05.445	1	0.534	1:04.572	94	0.545	1:04.657
40	1.071	1:09.075	40	0.814	1:05.527	40	0.866	1:05.284	4	0.953	1:05.231	94	0.831	1:04.371	40	0.763	1:05.524
4	1.186	1:09.190	4	1.441	1:06.039	73	1.021	1:04.533	94	1.049	1:06.058	4	1.182	1:04.818	4	1.015	1:04.776
73	1.491	1:09.495	73	1.720	1:06.013	4	1.247	1:05.038	73	1.120	1:05.624	73	1.477	1:04.946	73	1.325	1:04.791
42	2.117	1:10.121	42	3.088	1:06.755	48	3.331	1:05.394	48	3.114	1:05.308	48	3.414	1:04.889	48	3.461	1:04.990
48	2.275	1:10.279	48	3.169	1:06.678	42	3.759	1:05.903	42	4.419	1:06.185	42	5.346	1:05.516	42	5.727	1:05.324
14	2.877	1:10.881	14	4.390	1:07.297	49	4.905	1:05.449	14	5.353	1:05.877	21	6.971	1:05.500	21	7.802	1:05.774
49	3.009	1:11.013	49	4.688	1:07.463	14	5.001	1:05.843	49	5.496	1:06.116	14	7.498	1:06.734	14	8.765	1:06.210
36	3.901	1:11.905	21	5.387	1:07.063	21	5.760	1:05.605	21	6.060	1:05.825	49	7.608	1:06.701	49	9.106	1:06.441
21	4.108	1:12.112	36	5.881	1:07.764	36	8.020	1:07.371	156	1 LAP	1:14.694	157	12.025	1:06.834	157	14.016	1:06.934
157	4.127	1:12.131	22	6.020	1:07.346	157	9.007	1:07.710	36	9.184	1:06.689	36	12.375	1:07.780	36	14.316	1:06.884
22	4.458	1:12.462	157	6.529	1:08.186	20	9.965	1:08.244	157	9.780	1:06.298	17	13.930	1:06.599	17	15.230	1:06.243
20	4.686	1:12.690	20	6.953	1:08.051	17	10.253	1:07.910	20	11.526	1:07.086	20	14.340	1:07.403	20	16.268	1:06.871
17	5.198	1:13.202	17	7.575	1:08.161	77	12.139	1:08.569	17	11.920	1:07.192	141	16.606	1:06.749	141	18.232	1:06.569
141	5.261	1:13.265	141	7.750	1:08.273	66	12.226	1:08.538	77	13.802	1:07.188	66	16.740	1:07.381	66	18.770	1:06.973
77	6.069	1:14.073	77	8.802	1:08.517	64	12.728	1:08.575	66	13.948	1:07.247	77	17.183	1:07.970	77	19.720	1:07.480
66	6.262	1:14.266	66	8.920	1:08.442	82	12.974	1:08.394	141	14.446	1:06.860	64	17.652	1:07.302	64	20.666	1:07.957
64	6.572	1:14.576	64	9.385	1:08.597	141	13.111	1:10.593	64	14.939	1:07.736	82	17.943	1:07.459	82	20.926	1:07.926
82	7.049	1:15.053	82	9.812	1:08.547	27	13.319	1:08.434	82	15.073	1:07.624	27	18.190	1:07.507	27	21.238	1:07.991
27	7.764	1:15.768	27	10.117	1:08.137	19	14.079	1:08.095	27	15.272	1:07.478	19	18.595	1:07.231	19	21.430	1:07.778
19	9.020	1:17.024	19	11.216	1:07.980	177	15.047	1:08.364	19	15.953	1:07.399	177	20.746	1:08.386	177	23.712	1:07.909
177	9.374	1:17.378	177	11.915	1:08.325	88	17.834	1:09.338	177	16.949	1:07.427	156	1 LAP	1:18.961	22	26.830	1:07.966
88	10.081	1:18.085	88	13.728	1:09.431	81	17.835	1:08.798	81	20.210	1:07.900	22	23.807	1:08.083	78	29.588	1:09.347
78	10.521	1:18.525	81	14.269	1:09.138	22	18.607	1:17.819	22	20.313	1:07.231	78	25.184	1:08.201	81	29.750	1:09.347
81	10.915	1:18.919	78	14.602	1:09.865	78	18.855	1:09.485	88	21.197	1:08.888	81	25.346	1:09.725	88	30.631	1:09.496
55	12.391	1:20.395	55	17.812	1:11.205	55	23.718	1:11.138	78	21.572	1:08.242	88	26.078	1:09.470	156	1 LAP	1:15.357
71	14.836	1:22.840	71	22.117	1:13.065	71	28.039	1:11.154	55	28.722	1:10.529	55	33.994	1:09.861	55	39.844	1:10.793
2	15.755	1:23.759	2	23.800	1:13.829	2	30.969	1:12.401	71	33.541	1:11.027	71	39.862	1:10.910	71	46.598	1:11.679
99	18.556	1:26.560	99	26.750	1:13.978	99	33.167	1:11.649	2	37.275	1:11.831	99	45.945	1:11.869	2	53.141	1:11.601
156	56.954	2:04.958	156	1:02.567	1:11.397				99	38.665	1:11.023	2	46.483	1:13.797	99	53.656	1:12.654

Session Start: 09:44:32 - Finish: 09:59:44
Weather/Track Conditions: Bright/Dry
Circuit: Silverstone National
Track Length: 2.638 Km - 1.6390 miles

Silverstone Finals Historic Race Meeting - 21 - 22 Oct 2017

HSCC Historic Formula Ford with Avon Tyres, Radio Caroline & Titan Historic Racing

Race 8 - Lap Chart

Lap 7			Lap 8			Lap 9			Lap 10			Lap 11			Lap 12		
NO	Behind	Laptime	NO	Behind	Laptime	NO	Behind	Laptime	NO	Behind	Laptime	NO	Behind	Laptime	NO	Behind	Laptime
53		1:04.919	57		1:04.423	53		1:04.620	57		1:04.527	94		1:04.143	57		1:04.526
57	0.058	1:04.641	53	0.047	1:04.528	57	0.169	1:04.836	53	0.094	1:04.790	57	0.078	1:04.765	53	0.239	1:04.700
1	0.513	1:05.347	40	0.781	1:04.661	94	0.544	1:04.269	94	0.544	1:04.696	53	0.143	1:04.736	1	0.448	1:04.552
40	0.601	1:04.757	1	0.829	1:04.797	1	0.753	1:04.591	1	0.744	1:04.687	1	0.500	1:04.443	94	0.569	1:05.173
94	0.685	1:05.059	94	0.942	1:04.738	40	1.093	1:04.979	40	1.089	1:04.692	40	1.105	1:04.703	40	1.551	1:05.050
4	0.879	1:04.783	73	1.346	1:04.765	73	1.163	1:04.484	73	1.350	1:04.883	73	1.166	1:04.503	73	1.628	1:05.066
73	1.062	1:04.656	4	2.658	1:06.260	4	3.177	1:05.186	55	1 LAP	1:13.270	4	3.962	1:05.109	4	4.373	1:05.015
48	3.593	1:05.051	48	4.064	1:04.952	48	4.177	1:04.780	4	3.540	1:05.059	48	5.086	1:05.242	48	5.495	1:05.013
42	6.231	1:05.423	42	7.054	1:05.304	2	1 LAP	1:14.566	48	4.531	1:05.050	71	1 LAP	1:11.911	42	10.496	1:05.849
21	8.616	1:05.733	21	10.807	1:06.672	42	7.809	1:05.422	42	8.571	1:05.458	42	9.251	1:05.367	71	1 LAP	1:09.519
49	9.995	1:05.808	49	11.973	1:06.459	99	1 LAP	1:16.301	2	1 LAP	1:11.356	55	1 LAP	1:12.591	21	16.411	1:06.091
14	10.148	1:06.302	14	12.064	1:06.397	21	12.213	1:06.073	21	13.483	1:05.966	21	14.924	1:06.128	55	1 LAP	1:12.396
157	15.407	1:06.310	157	16.969	1:06.043	14	13.928	1:06.531	14	15.817	1:06.585	14	18.184	1:07.054	14	19.894	1:06.314
36	15.900	1:06.503	36	17.292	1:05.873	49	14.038	1:06.732	49	16.186	1:06.844	49	18.504	1:07.005	49	20.008	1:06.108
17	16.514	1:06.203	17	17.804	1:05.771	157	18.680	1:06.378	99	1 LAP	1:13.294	2	1 LAP	1:12.601	36	23.211	1:05.655
20	18.154	1:06.805	20	20.479	1:06.806	36	18.686	1:06.061	36	20.738	1:06.748	36	22.160	1:06.109	157	23.504	1:05.658
141	20.137	1:06.824	141	23.036	1:07.380	17	19.142	1:06.005	157	20.940	1:06.956	157	22.450	1:06.197	17	23.955	1:05.753
66	20.783	1:06.932	66	23.178	1:06.876	20	22.216	1:06.404	17	21.206	1:06.760	17	22.806	1:06.287	2	1 LAP	1:10.869
77	21.608	1:06.807	77	23.772	1:06.645	141	25.392	1:07.023	20	24.339	1:06.819	20	26.352	1:06.700	20	28.682	1:06.934
82	23.261	1:07.254	64	26.517	1:07.218	66	26.143	1:07.632	141	27.496	1:06.800	99	1 LAP	1:14.359	141	31.266	1:06.579
64	23.780	1:08.033	82	26.828	1:08.048	77	26.507	1:07.402	77	28.377	1:06.566	141	29.291	1:06.482	77	32.209	1:06.404
27	24.036	1:07.717	27	26.952	1:07.397	64	29.066	1:07.216	66	28.548	1:07.101	77	30.409	1:06.719	66	32.478	1:06.664
19	24.478	1:07.967	19	27.440	1:07.443	82	29.306	1:07.145	82	31.841	1:07.231	66	30.418	1:06.557	82	36.623	1:07.046
177	26.827	1:08.034	177	30.234	1:07.888	27	29.436	1:07.151	64	32.236	1:07.866	82	34.181	1:07.027	99	1 LAP	1:14.532
22	29.391	1:07.480	22	31.631	1:06.721	19	29.820	1:07.047	27	32.343	1:07.603	27	35.051	1:07.395	27	38.452	1:08.005
78	33.440	1:08.771	81	37.504	1:08.399	22	33.088	1:06.124	19	32.671	1:07.547	64	35.235	1:07.686	22	38.492	1:06.099
81	33.586	1:08.755	78	37.970	1:09.011	177	33.719	1:08.152	22	35.166	1:06.774	19	35.611	1:07.627	19	39.096	1:08.089
88	36.855	1:11.143	88	41.542	1:09.168	81	40.538	1:07.701	177	36.360	1:07.337	22	36.997	1:06.518	64	39.208	1:08.577
156	1 LAP	1:12.813	156	1 LAP	1:10.597	78	41.427	1:08.124	81	43.318	1:07.476	177	38.979	1:07.306	177	42.186	1:07.811
55	47.809	1:12.884	71	57.990	1:10.381	88	45.792	1:08.917	78	44.204	1:07.473	81	46.108	1:07.477	78	49.058	1:06.919
71	52.090	1:10.411	55	58.067	1:14.739	156	1 LAP	1:10.345	88	51.556	1:10.460	78	46.743	1:07.226	81	49.277	1:07.773
2	59.133	1:10.911				71	1:03.682	1:10.359	156	1 LAP	1:10.846	88	56.092	1:09.223	88	59.815	1:08.327
99	1:01.632	1:12.895										156	1 LAP	1:11.780			

Session Start: 09:44:32 - Finish: 09:59:44
Weather/Track Conditions: Bright/Dry
Circuit: Silverstone National
Track Length: 2.638 Km - 1.6390 miles

Silverstone Finals Historic Race Meeting - 21 - 22 Oct 2017

HSCC Historic Formula Ford with Avon Tyres, Radio Caroline & Titan Historic Racing

Race 8 - Lap Chart

Lap 13			Lap 14		
NO	Behind	Laptime	NO	Behind	Laptime
57		1:04.465	94		1:04.817
94	0.190	1:04.086	1	0.842	1:05.243
53	0.238	1:04.464	73	2.043	1:04.876
1	0.606	1:04.623	57	4.301	1:09.308
40	1.266	1:04.180	40	4.567	1:08.308
73	2.174	1:05.011	53	5.452	1:10.221
4	4.855	1:04.947	4	5.556	1:05.708
48	5.946	1:04.916	48	5.995	1:05.056
42	11.360	1:05.329	42	12.996	1:06.643
156	2 LAPS	1:16.524	156	2 LAPS	1:10.114
71	1 LAP	1:09.785	21	19.517	1:06.359
21	18.165	1:06.219	71	1 LAP	1:08.764
49	21.474	1:05.931	49	22.339	1:05.872
14	21.567	1:06.138	14	22.750	1:06.190
36	24.960	1:06.214	36	25.747	1:05.794
157	25.207	1:06.168	157	25.922	1:05.722
55	1 LAP	1:12.950	17	26.931	1:05.683
17	26.255	1:06.765	55	1 LAP	1:11.297
20	31.232	1:07.015	20	33.157	1:06.932
2	1 LAP	1:10.469	141	35.722	1:07.366
141	33.363	1:06.562	77	35.909	1:06.710
77	34.206	1:06.462	66	36.538	1:06.873
66	34.672	1:06.659	2	1 LAP	1:11.237
82	39.519	1:07.361	82	41.832	1:07.320
22	40.616	1:06.589	22	41.897	1:06.288
64	42.130	1:07.387	64	44.513	1:07.390
27	42.240	1:08.253	27	44.633	1:07.400
19	42.711	1:08.080	19	45.055	1:07.351
177	45.326	1:07.605	177	47.885	1:07.566
99	1 LAP	1:13.232	99	1 LAP	1:11.255
78	51.656	1:07.063	78	53.998	1:07.349
81	52.762	1:07.950	81	55.091	1:07.336
88	1:04.637	1:09.287	88	2:00.214	2:00.584

Session Start: 09:44:32 - Finish: 09:59:44
Weather/Track Conditions: Bright/Dry
Circuit: Silverstone National
Track Length: 2.638 Km - 1.6390 miles

Silverstone Finals Historic Race Meeting - 21 - 22 Oct 2017

HSCC Historic Formula Ford with Avon Tyres, Radio Caroline & Titan Historic Racing

Race 16 - Starting Grid - Amended

Sheet No:

Start Time : 14:55 - Heat Duration : 15 Minutes

ROW							
17	34	77	Mads Gravsen	33	29	Donald Laird	
16	32	11	Antony Ross	31	156	Rachel Arnold	
15	30	99	Nick Arden	29	2	Alison Langridge	
14	28	55	Roger Arnold	27	71	Alan Cook	
13	26	88	Tony Cove	25	81	James Lovett	
12	24	78	Geoffrey Underwood	23	177	Peter Hannam	
11	22	19	Stephen King	21	27	Dick Dixon	
10	20	64	Arthur Atkinson	19	22	Tim Brise	
9	18	82	Lee Penson	17	66	Andrew Wiggins	
8	16	141	Matthew Wrigley	15	20	Kevin Stanzl	
7	14	17	Brian Morris	13	157	David Wild	
6	12	36	Rob Smith	11	14	Neil Shinner	
5	10	49	Harvey Sykes	9	21	Ross Drybrough	
4	8	42	Cormac Flanagan	7	48	Benn Tilley	
3	6	4	Maxim Bartell	5	53	Richard Tarling	
2	4	57	Cameron Jackson	3	73	Ed Thurston	
1	2	1	Callum Grant	1	94	Michael O'Brien	

Pole Left

Car 77 allowed to start at back of grid, change of driver. Car 54 withdrawn.

Circuit: Silverstone National
Track Length: 2.638 Km - 1.6390 miles

These results are provisional until the conclusion of any judicial and technical matters.

Clerk of the Course:	Timekeeper:	Issued at:
Julian Floyd		

MST

Printed : 22-10-2017 - 12:36

Full results available at www.mstworld.com. Email: timing@mstworld.com

Silverstone Finals Historic Race Meeting - 21 - 22 Oct 2017

HSCC Historic Formula Ford with Avon Tyres, Radio Caroline & Titan Historic Racing

Race 16 - Classification

Sheet No:

POS	NO	DRIVER/S	CLASS	CLASS POS	CAR MAKE / MODEL	TIME	LAPS	GAP	DIFF	MPH	BEST	ON
1	53	Richard Tarling		1	Jamun T2	15:12.949	14	-- 14 laps		90.48	1:04.347	10
2	57	Cameron Jackson		2	Lola T200	15:13.585	14	0.636	0.636	90.42	1:04.046	10
3	1	Callum Grant		3	Merlyn Mk20A	15:13.677	14	0.728	0.092	90.41	1:04.451	13
4	73	Ed Thurston		4	Elden Mk8	15:14.083	14	1.134	0.406	90.37	1:04.408	12
5	4	Maxim Bartell		5	Merlyn Mk20A	15:17.620	14	4.671	3.537	90.02	1:04.524	8
6	48	Benn Tilley		6	Merlyn Mk20	15:20.225	14	7.276	2.605	89.76	1:04.740	8
7	42	Cormac Flanagan		7	Alexis Mk14	15:20.320	14	7.371	0.095	89.76	1:04.519	8
8	36	Rob Smith	OF	1	Merlyn Mk20	15:34.390	14	21.441	14.070	88.40	1:05.950	13
9	21	Ross Drybrough		8	Merlyn Mk20 AS	15:35.655	14	22.706	1.265	88.28	1:05.283	9
10	14	Neil Shinner	OF	2	Merlyn Mk20	15:41.251	14	28.302	5.596	87.76	1:05.700	9
11	141	Matthew Wrigley		9	Lotus 59	15:41.429	14	28.480	0.178	87.74	1:05.852	11
12	157	David Wild	OF	3	Lola T204	15:41.645	14	28.696	0.216	87.72	1:05.825	7
13	77	Mads Gravsen		10	Palliser WDF1	15:44.830	14	31.881	3.185	87.43	1:05.484	9
14	17	Brian Morris	OF	4	Lola T202	15:49.024	14	36.075	4.194	87.04	1:05.861	8
15	66	Andrew Wiggins	OF	5	Titan Mk6	15:56.646	14	43.697	7.622	86.35	1:06.547	7
16	22	Tim Brise	OF	6	Merlyn Mk20	16:00.844	14	47.895	4.198	85.97	1:07.161	7
17	78	Geoffrey Underwood	OF	7	Merlyn Mk20	16:00.937	14	47.988	0.093	85.96	1:07.094	7
18	64	Arthur Atkinson	OF	8	Merlyn Mk20A	16:01.234	14	48.285	0.297	85.94	1:06.665	12
19	19	Stephen King	OF	9	Macon MR8	16:01.785	14	48.836	0.551	85.89	1:06.700	14
20	82	Lee Penson		11	Lotus 51A	16:02.088	14	49.139	0.303	85.85	1:06.874	11
21	27	Dick Dixon	OF	10	Lotus 61	16:02.330	14	49.381	0.242	85.84	1:07.102	11
22	81	James Lovett		12	Lola T200	16:04.329	14	51.380	1.999	85.66	1:07.022	14
23	20	Kevin Stanzl	OF	11	Crossle 20F	16:05.841	14	52.892	1.512	85.53	1:06.471	14
24	88	Tony Cove		13	March 709	16:08.412	14	55.463	2.571	85.30	1:06.999	11
25	177	Peter Hannam	OF	12	Nike Mk6	15:14.600	13	-- 13 laps	13.661	83.87	1:08.466	12
26	71	Alan Cook	OF	13	Mallock Mk9	15:15.232	13	0.632	0.632	83.80	1:07.304	12
27	156	Rachel Arnold		14	Merlyn Mk20	15:51.874	13	37.274	36.642	80.58	1:11.203	10
28	55	Roger Arnold	OF	14	Merlyn Mk20	15:57.726	13	43.126	5.852	80.09	1:11.685	13
29	99	Nick Arden	OF	15	Merlyn Mk11A	15:58.583	13	43.983	0.857	80.01	1:10.275	7
30	2	Alison Langridge	N	1	Lotus 61	16:12.104	13	57.504	13.521	78.90	1:12.133	13
		---------- NOT CLASSIFIED ----------										
DNF	94	Michael O'Brien			Merlyn Mk20	14:19.630	13	-- 13 laps		89.23	1:04.293	7
DNF	49	Harvey Sykes			Crossle 20F	7:13.553	6	-- 6 laps --	37.714	81.65	1:08.476	4
DNF	29	Donald Laird	OF		Elden Mk8	6:43.755	5	-- 5 laps --	51.976	73.07	1:13.105	2

---------- FASTEST LAP SUMMARY ----------

NO	DRIVER/S	CLASS	CAR MAKE / MODEL	FASTEST LAP	ON	MPH
57	Cameron Jackson		Lola T200	1:04.046	10	92.13
14	Neil Shinner	OF	Merlyn Mk20	1:05.700	9	89.81
2	Alison Langridge	N	Lotus 61	1:12.133	13	81.80

Session Start: 15:04:28 - Finish: 15:19:40
Weather/Track Conditions: Sun/Dry
Circuit: Silverstone National
Track Length: 2.638 Km - 1.6390 miles

These results are provisional until the conclusion of any judicial and technical matters.

Clerk of the Course:	Timekeeper:	Issued at:
Julian Floyd		

MST

Printed : 22-10-2017 - 15:23

Full results available at www.mstworld.com. Email: timing@mstworld.com

Silverstone Finals Historic Race Meeting - 21 - 22 Oct 2017

HSCC Historic Formula Ford with Avon Tyres, Radio Caroline & Titan Historic Racing

Race 16 - Sector Analysis

1	Callum Grant ( )							Merlyn Mk20A							
lap	Sect-1	Speed	Sect-2	Speed		Laptime	Pit	lap	Sect-1	Speed	Sect-2	Speed		Laptime	Pit
1		107.9	26.641	111.7		1:07.787		8	38.256	113.6	26.384	110.9		1:04.640	
2	38.650	113.7	27.326	109.8		1:05.976		9	38.325	115.9	26.471	111.1		1:04.796	
3	39.598	113.2	26.678	107.5		1:06.276		10	38.704	111.5	26.220	108.5		1:04.924	
4	38.546	115.3	26.868	109.2		1:05.414		11	38.530	111.1	26.130	108.7		1:04.660	
5	38.627	110.7	26.947	112.2		1:05.574		12	38.402	110.4	26.142	108.9		1:04.544	
6	38.849	111.3	26.721	110.2		1:05.570		13	38.314	111.3	26.137	109.2		1:04.451	
7	38.182	113.6	26.271	109.8		1:04.453		14	38.428	112.2	26.184	110.0		1:04.612	

2	Alison Langridge (N)							Lotus 61							
lap	Sect-1	Speed	Sect-2	Speed		Laptime	Pit	lap	Sect-1	Speed	Sect-2	Speed		Laptime	Pit
1		107.2	29.255	103.1		1:20.607		8	43.593	100.9	29.622	100.9		1:13.215	
2	43.156	102.8	30.419	98.9		1:13.575		9	44.151	102.9	29.741	99.6		1:13.892	
3	44.952	98.1	31.958	93.2		1:16.910		10	43.450	105.2	29.632	101.5		1:13.082	
4	44.850	93.6	30.979	98.7		1:15.829		11	42.998	101.7	29.506	98.9		1:12.504	
5	43.055	95.7	32.375	99.0		1:15.430		12	44.174	106.0	30.173	100.3		1:14.347	
6	42.903	100.9	29.989	97.9		1:12.892		13	42.726	102.8	29.407	101.8		1:12.133	
7	46.877	98.4	30.811	95.7		1:17.688		14							

4	Maxim Bartell ( )							Merlyn Mk20A							
lap	Sect-1	Speed	Sect-2	Speed		Laptime	Pit	lap	Sect-1	Speed	Sect-2	Speed		Laptime	Pit
1						1:09.406		8						1:04.524	
2						1:06.061		9						1:05.864	
3						1:06.003		10						1:04.984	
4						1:05.275		11						1:04.620	
5						1:05.656		12						1:04.901	
6						1:05.115		13						1:04.924	
7						1:05.234		14						1:05.053	

14	Neil Shinner (OF)							Merlyn Mk20							
lap	Sect-1	Speed	Sect-2	Speed		Laptime	Pit	lap	Sect-1	Speed	Sect-2	Speed		Laptime	Pit
1		114.9	26.991	111.7		1:10.276		8	38.909	111.8	26.950	109.8		1:05.859	
2	46.913	112.2	27.260	109.1		1:14.173		9	38.851	112.0	26.849	108.3		1:05.700	
3	39.121	111.1	27.938	107.5		1:07.059		10	39.410	108.9	27.192	107.8		1:06.602	
4	39.301	111.1	26.992	111.1		1:06.293		11	39.203	109.5	27.107	112.4		1:06.310	
5	39.812	109.1	27.219	108.7		1:07.031		12	39.319	109.3	27.209	108.9		1:06.528	
6	39.222	108.9	27.150	108.5		1:06.372		13	39.697	109.1	26.965	108.5		1:06.662	
7	39.008	110.2	26.859	109.4		1:05.867		14	39.167	109.1	27.352	108.0		1:06.519	

17	Brian Morris (OF)							Lola T202							
lap	Sect-1	Speed	Sect-2	Speed		Laptime	Pit	lap	Sect-1	Speed	Sect-2	Speed		Laptime	Pit
1		113.4	27.241	107.3		1:11.647		8	39.244	110.6	26.617	107.1		1:05.861	
2	42.267	107.7	28.167	106.4		1:10.434		9	39.267	109.5	26.835	106.1		1:06.102	
3	41.394	108.9	28.980	104.6		1:10.374		10	39.368	108.2	26.684	106.2		1:06.052	
4	40.840	111.1	27.907	106.4		1:08.747		11	39.519	108.6	26.794	105.1		1:06.313	
5	41.210	105.2	28.756	106.4		1:09.966		12	39.551	108.4	26.786	107.6		1:06.337	
6	40.440	109.3	26.954	106.9		1:07.394		13	39.833	108.1	26.776	105.7		1:06.609	
7	39.352	110.6	26.713	107.3		1:06.065		14	40.012	107.2	27.111	103.7		1:07.123	

19	Stephen King (OF)							Macon MR8							
lap	Sect-1	Speed	Sect-2	Speed		Laptime	Pit	lap	Sect-1	Speed	Sect-2	Speed		Laptime	Pit
1		108.4	28.011	106.8		1:17.615		8	39.846	107.7	27.177	105.4		1:07.023	
2	40.962	108.2	28.758	105.9		1:09.720		9	39.890	108.1	27.268	106.6		1:07.158	
3	41.998	107.7	27.847	107.3		1:09.845		10	39.632	108.1	27.251	109.1		1:06.883	
4	41.346	100.5	28.986	105.1		1:10.332		11	39.792	111.7	27.383	109.2		1:07.175	
5	40.254	106.9	28.649	103.4		1:08.903		12	39.851	110.7	27.160	110.0		1:07.011	
6	41.316	106.4	27.531	104.9		1:08.847		13	39.735	112.8	27.285	106.8		1:07.020	
7	40.054	107.0	27.499	104.7		1:07.553		14	39.890	110.2	26.810	107.8		1:06.700	

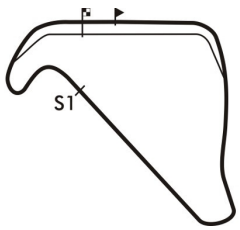

Session Start: 15:04:28 - Finish: 15:19:40
Weather/Track Conditions: Sun/Dry
Circuit: Silverstone National
Track Length: 2.638 Km - 1.6390 miles

Silverstone Finals Historic Race Meeting - 21 - 22 Oct 2017

HSCC Historic Formula Ford with Avon Tyres, Radio Caroline & Titan Historic Racing

Race 16 - Sector Analysis

20	Kevin Stanzl (OF)							Crossle 20F						
lap	Sect-1	Speed	Sect-2	Speed		Laptime	Pit	lap	Sect-1	Speed	Sect-2	Speed		Laptime	Pit
1		106.5	27.974	106.8		1:22.919		8	39.454	110.0	27.349	108.7		1:06.803	
2	41.782	106.9	28.639	105.2		1:10.421		9	40.117	108.9	27.366	107.3		1:07.483	
3	41.829	106.5	28.676	105.9		1:10.505		10	39.773	108.2	27.466	106.8		1:07.239	
4	40.931	107.4	28.033	106.4		1:08.964		11	39.628	109.8	27.308	107.1		1:06.936	
5	40.393	107.5	27.778	107.5		1:08.171		12	39.543	108.8	27.370	107.1		1:06.913	
6	40.583	108.2	27.754	106.4		1:08.337		13	39.726	110.2	27.276	106.9		1:07.002	
7	39.874	108.8	27.803	106.8		1:07.677		14	39.415	109.8	27.056	107.3		1:06.471	

21	Ross Drybrough ( )							Merlyn Mk20 AS						
lap	Sect-1	Speed	Sect-2	Speed		Laptime	Pit	lap	Sect-1	Speed	Sect-2	Speed		Laptime	Pit
1		112.8	26.896	109.8		1:09.984		8	41.268	109.3	26.917	108.0		1:08.185	
2	39.191	112.4	27.449	108.5		1:06.640		9	38.681	113.7	26.602	109.8		1:05.283	
3	39.260	112.0	27.701	107.5		1:06.961		10	39.564	110.7	26.985	108.7		1:06.549	
4	39.575	110.6	27.389	108.0		1:06.964		11	39.501	111.1	26.602	109.1		1:06.103	
5	39.367	109.1	27.534	107.3		1:06.901		12	39.746	111.8	26.922	107.6		1:06.668	
6	39.186	109.3	27.078	107.6		1:06.264		13	39.066	112.0	26.615	109.8		1:05.681	
7	39.029	110.4	27.063	106.9		1:06.092		14	40.236	109.3	27.144	105.6		1:07.380	

22	Tim Brise (OF)							Merlyn Mk20						
lap	Sect-1	Speed	Sect-2	Speed		Laptime	Pit	lap	Sect-1	Speed	Sect-2	Speed		Laptime	Pit
1		111.3	27.163	109.6		1:12.863		8	40.021	108.9	27.435	106.8		1:07.456	
2	40.946	106.9	28.097	106.4		1:09.043		9	39.908	108.6	27.567	106.8		1:07.475	
3	41.528	107.0	29.050	102.6		1:10.578		10	40.160	107.7	27.530	106.8		1:07.690	
4	40.544	110.6	27.954	108.7		1:08.498		11	39.972	108.6	27.589	106.1		1:07.561	
5	41.237	107.2	28.401	105.7		1:09.638		12	40.797	109.3	27.579	107.6		1:08.376	
6	40.986	111.7	28.352	107.6		1:09.338		13	40.254	107.5	27.482	106.2		1:07.736	
7	39.641	110.0	27.520	107.3		1:07.161		14	40.290	110.9	27.141	107.1		1:07.431	

27	Dick Dixon (OF)							Lotus 61						
lap	Sect-1	Speed	Sect-2	Speed		Laptime	Pit	lap	Sect-1	Speed	Sect-2	Speed		Laptime	Pit
1						1:13.732		8						1:08.695	
2	40.682	110.9	28.868			1:09.550		9	40.231	106.9	27.569			1:07.800	
3	41.303	109.7	29.075			1:10.378		10	39.719	106.4	27.717			1:07.436	
4						1:09.027		11						1:07.102	
5						1:09.104		12	40.058	107.4	27.152			1:07.210	
6	41.540		28.068			1:09.608		13						1:07.679	
7	40.172	108.9	27.711			1:07.883		14	39.915	108.6	27.211			1:07.126	

29	Donald Laird (OF)							Elden Mk8						
lap	Sect-1	Speed	Sect-2	Speed		Laptime	Pit	lap	Sect-1	Speed	Sect-2	Speed		Laptime	Pit
1		105.5	29.758	103.1		1:22.082		4	43.533	99.6	31.425	100.6		1:14.958	
2	42.561	105.2	30.544	103.7		1:13.105		5	44.928	77.9				1:39.799	
3	42.570	105.2	31.241	101.8		1:13.811		6							

36	Rob Smith (OF)							Merlyn Mk20						
lap	Sect-1	Speed	Sect-2	Speed		Laptime	Pit	lap	Sect-1	Speed	Sect-2	Speed		Laptime	Pit
1		114.7	26.951	107.1		1:10.821		8	39.096	108.8	26.862	105.2		1:05.958	
2	40.232	108.2	27.705	104.9		1:07.937		9	39.349	109.5	26.715	105.9		1:06.064	
3	39.571	108.1	27.482	105.6		1:07.053		10	39.155	107.7	26.911	107.3		1:06.066	
4	39.528	107.5	27.335	106.2		1:06.863		11	39.311	108.1	27.026	106.6		1:06.337	
5	39.140	108.4	27.067	106.2		1:06.207		12	39.411	108.6	27.084	105.2		1:06.495	
6	39.143	109.1	26.865	106.2		1:06.008		13	39.158	108.1	26.792	105.9		1:05.950	
7	39.260	109.1	26.763	106.6		1:06.023		14	39.572	107.5	27.036	104.7		1:06.608	

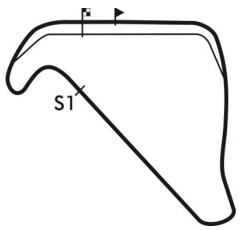

Session Start: 15:04:28 - Finish: 15:19:40
Weather/Track Conditions: Sun/Dry
Circuit: Silverstone National
Track Length: 2.638 Km - 1.6390 miles

Silverstone Finals Historic Race Meeting - 21 - 22 Oct 2017

HSCC Historic Formula Ford with Avon Tyres, Radio Caroline & Titan Historic Racing

Race 16 - Sector Analysis

42	Cormac Flanagan ( )							Alexis Mk14							
lap	Sect-1	Speed	Sect-2	Speed		Laptime	Pit	lap	Sect-1	Speed	Sect-2	Speed		Laptime	Pit
1		114.7	26.983	111.3		1:09.679		8	38.262	116.7	26.257	110.5		1:04.519	
2	38.810	115.1	27.643	110.0		1:06.453		9	39.039	115.1	27.170	104.2		1:06.209	
3	38.866	114.7	27.189	110.7		1:06.055		10	38.943	112.0	26.467	108.2		1:05.410	
4	38.527	114.5	26.849	111.5		1:05.376		11	38.866	113.7	26.419	109.4		1:05.285	
5	38.684	113.6	26.685	110.2		1:05.369		12	38.803	114.3	26.211	109.1		1:05.014	
6	38.227	115.5	26.837	111.7		1:05.064		13	39.588	105.7	26.449	110.2		1:06.037	
7	38.396	111.8	26.672	111.3		1:05.068		14	38.326	112.4	26.456	110.7		1:04.782	

48	Benn Tilley ( )							Merlyn Mk20							
lap	Sect-1	Speed	Sect-2	Speed		Laptime	Pit	lap	Sect-1	Speed	Sect-2	Speed		Laptime	Pit
1		110.6	26.732	108.3		1:09.407		8	38.522	115.9	26.218	109.2		1:04.740	
2	39.180	108.9	26.929	110.9		1:06.109		9	39.502	112.4	26.700	106.2		1:06.202	
3	39.228	111.1	27.064	109.4		1:06.292		10	39.097	108.8	26.441	107.3		1:05.538	
4	38.532	115.1	26.833	110.3		1:05.365		11	38.943	108.9	26.144	107.3		1:05.087	
5	38.433	113.6	26.447	108.0		1:04.880		12	38.632	110.2	26.422	106.4		1:05.054	
6	39.128	109.1	26.555	111.1		1:05.683		13	39.430	107.5	26.258	106.6		1:05.688	
7	38.590	110.6	26.438	107.5		1:05.028		14	38.968	108.9	26.184	105.9		1:05.152	

49	Harvey Sykes ( )							Crossle 20F							
lap	Sect-1	Speed	Sect-2	Speed		Laptime	Pit	lap	Sect-1	Speed	Sect-2	Speed		Laptime	Pit
1		114.9	27.476	108.5		1:11.107		4	40.577	109.3	27.899	107.1		1:08.476	
2	41.694	111.1	28.590	105.2		1:10.284		5	41.988	112.0	28.923	106.4		1:10.911	
3	41.936	107.9	29.065	102.8		1:11.001		6	41.462	109.1				1:21.774	

53	Richard Tarling ( )							Jamun T2							
lap	Sect-1	Speed	Sect-2	Speed		Laptime	Pit	lap	Sect-1	Speed	Sect-2	Speed		Laptime	Pit
1		109.8	26.247	107.5		1:07.285		8	38.569	114.1	26.150	110.2		1:04.719	
2	38.955	109.3	26.916	107.6		1:05.871		9	38.352	112.2	26.134	107.1		1:04.486	
3	39.769	113.9	26.573	110.2		1:06.342		10	38.405	108.4	25.942	110.0		1:04.347	
4	38.885	108.9	26.637	107.3		1:05.522		11	38.526	109.7	25.929	110.0		1:04.455	
5	38.967	109.7	26.733	108.2		1:05.700		12	38.516	109.7	26.065	107.6		1:04.581	
6	38.715	108.8	26.183	107.1		1:04.898		13	38.484	109.8	25.975	108.3		1:04.459	
7	38.338	109.1	26.372	111.8		1:04.710		14	39.141	110.2	26.433	107.1		1:05.574	

55	Roger Arnold (OF)							Merlyn Mk20							
lap	Sect-1	Speed	Sect-2	Speed		Laptime	Pit	lap	Sect-1	Speed	Sect-2	Speed		Laptime	Pit
1		113.6	29.093	106.4		1:19.387		8	43.437	106.0	31.609	105.1		1:15.046	
2	42.746	106.2	29.993	106.9		1:12.739		9	42.610	107.9	30.216	105.4		1:12.826	
3	43.014	105.8	30.362	101.8		1:13.376		10	43.936	106.9	29.144	106.9		1:13.080	
4	43.500	104.5	30.301	105.4		1:13.801		11	43.653	109.7	29.794	106.2		1:13.447	
5	42.819	107.2	30.050	103.1		1:12.869		12	42.681	107.9	29.485	106.2		1:12.166	
6	43.202	108.2	30.088	102.9		1:13.290		13	41.994	105.7	29.691	103.7		1:11.685	
7	42.958	106.7	31.056	100.1		1:14.014		14							

57	Cameron Jackson ( )							Lola T200							
lap	Sect-1	Speed	Sect-2	Speed		Laptime	Pit	lap	Sect-1	Speed	Sect-2	Speed		Laptime	Pit
1		113.0	26.479	110.3		1:08.046		8	38.587	114.5	26.161	108.0		1:04.748	
2	38.484	115.5	26.827	109.8		1:05.311		9	38.717	111.8	26.079	110.3		1:04.796	
3	39.414	109.1	26.535	106.2		1:05.949		10	38.218	113.9	25.828	107.5		1:04.046	
4	39.111	110.6	26.654	107.3		1:05.765		11	38.569	110.7	25.890	107.5		1:04.459	
5	39.002	107.2	26.868	109.4		1:05.870		12	38.559	113.0	26.192	110.9		1:04.751	
6	38.853	114.7	26.214	111.8		1:05.067		13	38.483	115.1	25.958	111.8		1:04.441	
7	38.109	114.7	26.137	111.3		1:04.246		14	39.105	108.6	26.985	108.5		1:06.090	

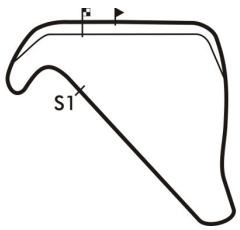

Session Start: 15:04:28 - Finish: 15:19:40
Weather/Track Conditions: Sun/Dry
Circuit: Silverstone National
Track Length: 2.638 Km - 1.6390 miles

Silverstone Finals Historic Race Meeting - 21 - 22 Oct 2017

HSCC Historic Formula Ford with Avon Tyres, Radio Caroline & Titan Historic Racing

Race 16 - Sector Analysis

64	Arthur Atkinson (OF)							Merlyn Mk20A						
lap	Sect-1	Speed	Sect-2	Speed		Laptime	Pit	lap	Sect-1	Speed	Sect-2	Speed		Laptime	Pit
1		109.8	27.918	106.8		1:15.149		8	40.400	110.7	27.851	107.1		1:08.251	
2	41.932	108.2	28.412	106.9		1:10.344		9	40.531	112.6	27.633	109.1		1:08.164	
3	40.630	109.5	28.973	106.6		1:09.603		10	39.756	112.2	27.861	108.3		1:07.617	
4	41.020	113.4	29.214	106.9		1:10.234		11	39.739	112.8	27.478	108.3		1:07.217	
5	40.394	109.8	28.309	107.3		1:08.703		12	39.454	112.6	27.211	107.6		1:06.665	
6	39.952	111.3	28.113	105.6		1:08.065		13	39.420	111.1	27.620	107.8		1:07.040	
7	39.977	113.9	27.530	110.0		1:07.507		14	39.573	113.2	27.102	110.5		1:06.675	

66	Andrew Wiggins (OF)							Titan Mk6						
lap	Sect-1	Speed	Sect-2	Speed		Laptime	Pit	lap	Sect-1	Speed	Sect-2	Speed		Laptime	Pit
1		114.3	27.608	106.2		1:12.757		8	39.747	108.2	27.016	105.4		1:06.763	
2	41.141	110.0	28.402	106.9		1:09.543		9	39.567	108.1	27.289	105.2		1:06.856	
3	41.319	106.0	29.044	105.9		1:10.363		10	39.718	106.9	27.469	104.9		1:07.187	
4	40.983	112.6	27.774	107.3		1:08.757		11	39.876	108.4	27.278	106.2		1:07.154	
5	41.177	108.4	28.172	108.2		1:09.349		12	40.373	107.7	27.489	104.6		1:07.862	
6	40.676	106.0	27.714	106.8		1:08.390		13	40.069	107.5	27.370	105.2		1:07.439	
7	39.461	110.0	27.086	105.7		1:06.547		14	39.971	107.2	27.708	104.9		1:07.679	

71	Alan Cook (OF)							Mallock Mk9						
lap	Sect-1	Speed	Sect-2	Speed		Laptime	Pit	lap	Sect-1	Speed	Sect-2	Speed		Laptime	Pit
1		109.3	29.707	104.2		1:19.873		8	40.410	106.4	27.930	105.1		1:08.340	
2	42.914	106.5	29.996	103.1		1:12.910		9	40.625	105.7	27.877	105.1		1:08.502	
3	43.125	106.7	29.770	102.9		1:12.895		10	40.394	106.2	27.458	105.7		1:07.852	
4	41.558	105.8	29.149	103.9		1:10.707		11	40.204	107.0	27.496	106.1		1:07.700	
5	41.153	105.8	28.626	104.2		1:09.779		12	40.198	107.5	27.106	106.4		1:07.304	
6	41.352	105.7	28.721	104.1		1:10.073		13	40.163	108.2	30.300	101.5		1:10.463	
7	40.683	106.5	28.151	104.9		1:08.834		14							

73	Ed Thurston ( )							Elden Mk8						
lap	Sect-1	Speed	Sect-2	Speed		Laptime	Pit	lap	Sect-1	Speed	Sect-2	Speed		Laptime	Pit
1		114.5	26.850	111.5		1:08.939		8	38.047	114.5	26.801	111.5		1:04.848	
2	38.705	111.5	27.284	109.1		1:05.989		9	38.204	116.3	26.492	111.1		1:04.696	
3	39.180	112.8	26.892	108.9		1:06.072		10	38.341	110.6	26.361	112.2		1:04.702	
4	38.682	111.3	26.715	109.6		1:05.397		11	38.434	114.3	26.504	110.7		1:04.938	
5	38.058	114.3	26.748	112.6		1:04.806		12	38.105	109.1	26.303	111.1		1:04.408	
6	38.765	106.0	26.787	112.2		1:05.552		13	38.291	115.1	26.270	110.9		1:04.561	
7	38.062	114.7	26.450	112.0		1:04.512		14	38.355	115.1	26.308	110.7		1:04.663	

77	Mads Gravsen ( )							Palliser WDF1						
lap	Sect-1	Speed	Sect-2	Speed		Laptime	Pit	lap	Sect-1	Speed	Sect-2	Speed		Laptime	Pit
1		110.2	27.820	105.4		1:19.530		8	39.212	107.5	26.640	105.7		1:05.852	
2	40.436	109.7	27.771	107.3		1:08.207		9	39.030	107.9	26.454	105.7		1:05.484	
3	41.970	109.7	26.980	108.2		1:08.950		10	39.161	107.0	26.556	106.8		1:05.717	
4	39.860	111.8	27.081	107.5		1:06.941		11	39.384	108.2	26.514	101.3		1:05.898	
5	39.336	113.0	28.389	107.3		1:07.725		12	39.307	108.8	27.125	105.2		1:06.432	
6	40.099	109.1	26.715	105.7		1:06.814		13	39.024	107.9	26.505	106.1		1:05.529	
7	39.348	107.4	26.695	105.6		1:06.043		14	39.226	105.0	26.482	106.1		1:05.708	

78	Geoffrey Underwood (OF)							Merlyn Mk20						
lap	Sect-1	Speed	Sect-2	Speed		Laptime	Pit	lap	Sect-1	Speed	Sect-2	Speed		Laptime	Pit
1		110.4	28.155	107.8		1:16.467		8	39.741	112.0	27.576	108.7		1:07.317	
2	41.161	107.5	28.159	108.2		1:09.320		9	40.088	110.9	27.112	110.0		1:07.200	
3	40.716	110.0	28.169	107.1		1:08.885		10	40.239	111.1	27.567	108.7		1:07.806	
4	40.326	110.2	27.967	108.0		1:08.293		11	40.228	110.9	27.072	110.0		1:07.300	
5	40.608	110.6	28.397	108.5		1:09.005		12	40.712	108.4	27.899	108.0		1:08.611	
6	41.350	109.7	27.400	108.3		1:08.750		13	39.879	111.7	27.579	108.9		1:07.458	
7	39.923	110.7	27.171	108.7		1:07.094		14	40.188	109.3	27.243	109.1		1:07.431	

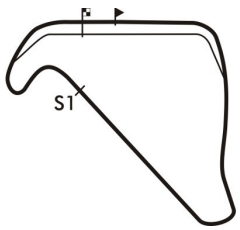

Session Start: 15:04:28 - Finish: 15:19:40
Weather/Track Conditions: Sun/Dry
Circuit: Silverstone National
Track Length: 2.638 Km - 1.6390 miles

Silverstone Finals Historic Race Meeting - 21 - 22 Oct 2017

HSCC Historic Formula Ford with Avon Tyres, Radio Caroline & Titan Historic Racing

Race 16 - Sector Analysis

81	James Lovett ( )							Lola T200							
lap	Sect-1	Speed	Sect-2	Speed		Laptime	Pit	lap	Sect-1	Speed	Sect-2	Speed		Laptime	Pit
1		106.7	28.422	106.2		1:17.095		8	39.935	108.6	27.282	105.7		1:07.217	
2	41.928	111.1	28.169	106.6		1:10.097		9	39.780	108.4	27.400	106.8		1:07.180	
3	42.423	107.2	29.095	106.2		1:11.518		10	39.694	109.1	27.455	106.4		1:07.149	
4	41.224	107.0	27.738	107.8		1:08.962		11	39.747	109.3	27.416	106.4		1:07.163	
5	40.774	109.8	28.171	105.4		1:08.945		12	39.766	109.5	27.348	105.9		1:07.114	
6	41.666	105.4	27.929	106.9		1:09.595		13	39.988	109.5	27.149	105.9		1:07.137	
7	40.847	108.8	27.288	106.8		1:08.135		14	39.840	108.9	27.182	106.4		1:07.022	

82	Lee Penson ( )							Lotus 51A							
lap	Sect-1	Speed	Sect-2	Speed		Laptime	Pit	lap	Sect-1	Speed	Sect-2	Speed		Laptime	Pit
1		109.3	27.762	107.3		1:15.637		8	39.921	110.2	27.630	106.2		1:07.551	
2	41.927	107.4	28.811	105.7		1:10.738		9	39.767	108.9	27.370	107.3		1:07.137	
3	40.480	112.8	28.467	107.5		1:08.947		10	39.783	108.8	27.534	107.1		1:07.317	
4	40.645	109.7	28.417	107.1		1:09.062		11	39.721	110.4	27.153	107.1		1:06.874	
5	40.056	111.7	27.842	108.3		1:07.898		12	40.262	112.4	27.979	107.5		1:08.241	
6	41.148	106.5	28.456	107.3		1:09.604		13	40.635	109.3	27.765	108.9		1:08.400	
7	39.719	111.8	27.608	107.3		1:07.327		14	39.954	112.2	27.401	109.6		1:07.355	

88	Tony Cove ( )							March 709							
lap	Sect-1	Speed	Sect-2	Speed		Laptime	Pit	lap	Sect-1	Speed	Sect-2	Speed		Laptime	Pit
1		110.0	28.148	107.1		1:16.937		8	40.904	106.5	27.606	103.9		1:08.510	
2	41.662	106.9	28.316	105.4		1:09.978		9	40.941	110.2	27.481	106.9		1:08.422	
3	41.985	106.0	27.753	106.1		1:09.738		10	39.999	108.8	27.236	107.1		1:07.235	
4	41.566	104.7	28.810	105.7		1:10.376		11	39.741	108.4	27.258	106.1		1:06.999	
5	40.750	107.5	28.585	102.4		1:09.335		12	39.991	107.7	27.178	105.6		1:07.169	
6	41.813	109.3	27.895	104.9		1:09.708		13	40.141	107.7	27.689	101.8		1:07.830	
7	41.000	107.4	27.702	106.9		1:08.702		14	40.428	106.2	27.045	104.1		1:07.473	

94	Michael O'Brien ( )							Merlyn Mk20							
lap	Sect-1	Speed	Sect-2	Speed		Laptime	Pit	lap	Sect-1	Speed	Sect-2	Speed		Laptime	Pit
1		113.4	26.424	110.2		1:07.595		8	38.847	108.4	26.610	110.5		1:05.457	
2	38.613	112.6	26.938	106.8		1:05.551		9	38.386	114.1	26.416	109.8		1:04.802	
3	39.622	108.4	27.031	110.3		1:06.653		10	38.880	110.6	26.978	109.4		1:05.858	
4	38.746	113.0	27.195	110.0		1:05.941		11	39.225	112.0	26.637	107.3		1:05.862	
5	38.320	113.6	26.746	109.1		1:05.066		12	39.980	112.0	27.532	103.6		1:07.512	
6	38.883	112.6	26.150	110.5		1:05.033		13	41.729	108.9	28.278	103.4		1:10.007	
7	38.169	115.9	26.124	108.2		1:04.293		14							

99	Nick Arden (OF)							Merlyn Mk11A							
lap	Sect-1	Speed	Sect-2	Speed		Laptime	Pit	lap	Sect-1	Speed	Sect-2	Speed		Laptime	Pit
1		100.0	30.095	98.3		1:24.711		8	44.235	86.9	31.925	103.1		1:16.160	
2	43.676	104.0	29.862	98.0		1:13.538		9	41.859	103.4	29.918	104.4		1:11.777	
3	43.561	101.8	30.591	98.6		1:14.152		10	43.408	104.5	30.000	103.7		1:13.408	
4	43.326	103.1	30.108	94.9		1:13.434		11	43.440	100.9	30.389	103.7		1:13.829	
5	42.983	99.6	30.306	100.3		1:13.289		12	42.500	103.1	29.098	104.6		1:11.598	
6	41.632	105.2	28.762	103.6		1:10.394		13	42.707	94.0	29.311	104.7		1:12.018	
7	41.321	106.7	28.954	101.6		1:10.275		14							

141	Matthew Wrigley ( )							Lotus 59							
lap	Sect-1	Speed	Sect-2	Speed		Laptime	Pit	lap	Sect-1	Speed	Sect-2	Speed		Laptime	Pit
1		114.5	27.081	107.6		1:11.190		8	39.354	107.0	27.106	105.1		1:06.460	
2	40.822	107.9	27.812	105.1		1:08.634		9	39.495	106.7	27.052	108.5		1:06.547	
3	39.826	107.7	28.100	103.4		1:07.926		10	39.504	110.6	27.105	108.5		1:06.609	
4	39.985	106.4	27.316	105.7		1:07.301		11	38.948	110.4	26.904	108.5		1:05.852	
5	39.789	106.4	27.264	105.1		1:07.053		12	39.610	113.6	27.043	105.4		1:06.653	
6	39.618	106.4	27.165	104.9		1:06.783		13	39.796	110.2	27.214	107.3		1:07.010	
7	39.736	106.4	27.299	105.4		1:07.035		14	38.955	108.8	27.421	109.1		1:06.376	

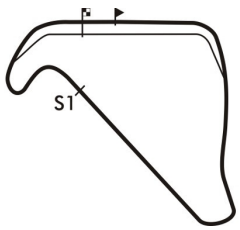

Session Start: 15:04:28 - Finish: 15:19:40
Weather/Track Conditions: Sun/Dry
Circuit: Silverstone National
Track Length: 2.638 Km - 1.6390 miles

Silverstone Finals Historic Race Meeting - 21 - 22 Oct 2017

HSCC Historic Formula Ford with Avon Tyres, Radio Caroline & Titan Historic Racing

Race 16 - Sector Analysis

156	Rachel Arnold ( )							Merlyn Mk20							
lap	Sect-1	Speed	Sect-2	Speed		Laptime	Pit	lap	Sect-1	Speed	Sect-2	Speed		Laptime	Pit
1		103.9	28.777	104.9		1:21.057		8	42.288	103.9	30.537	104.1		1:12.825	
2	42.106	104.7	30.044	101.5		1:12.150		9	42.630	106.5	29.155	104.6		1:11.785	
3	43.603	105.2	30.507	102.4		1:14.110		10	42.092	105.0	29.111	102.1		1:11.203	
4	43.161	105.5	30.184	102.6		1:13.345		11	42.788	105.5	28.841	104.1		1:11.629	
5	42.486	106.4	29.577	103.9		1:12.063		12	43.822	104.9	29.464	102.0		1:13.286	
6	43.131	104.5	29.914	103.2		1:13.045		13	42.548	104.7	29.534	103.2		1:12.082	
7	43.068	105.0	30.226	102.3		1:13.294		14							

157	David Wild (OF)							Lola T204							
lap	Sect-1	Speed	Sect-2	Speed		Laptime	Pit	lap	Sect-1	Speed	Sect-2	Speed		Laptime	Pit
1		112.4	27.030	108.7		1:12.057		8	38.725	113.9	27.103	107.8		1:05.828	
2	40.435	110.9	28.933	105.1		1:09.368		9	38.834	113.4	27.046	109.1		1:05.880	
3	40.489	107.7	28.118	105.1		1:08.607		10	39.360	114.3	27.288	107.6		1:06.648	
4	40.189	107.0	27.402	106.4		1:07.591		11	38.855	113.0	27.364	107.3		1:06.219	
5	40.257	109.5	27.463	108.5		1:07.720		12	39.215	113.2	26.867	107.1		1:06.082	
6	39.160	111.5	27.234	108.3		1:06.394		13	39.972	113.4	26.944	106.2		1:06.916	
7	38.686	113.6	27.139	108.3		1:05.825		14	39.217	106.9	27.293	109.2		1:06.510	

177	Peter Hannam (OF)							Nike Mk6							
lap	Sect-1	Speed	Sect-2	Speed		Laptime	Pit	lap	Sect-1	Speed	Sect-2	Speed		Laptime	Pit
1		105.7	28.018	104.1		1:16.408		8	41.082	104.4	28.047	102.4		1:09.129	
2	41.887	106.4	28.591	103.2		1:10.478		9	41.013	103.9	27.966	102.8		1:08.979	
3	42.699	102.6	29.004	104.2		1:11.703		10	40.863	104.5	28.057	102.9		1:08.920	
4	41.440	103.9	29.360	103.2		1:10.800		11	40.896	104.7	28.036	102.9		1:08.932	
5	41.710	103.7	28.719	102.8		1:10.429		12	40.752	104.9	27.714	102.9		1:08.466	
6	41.906	103.7	28.602	103.9		1:10.508		13	40.895	104.2	30.012	99.8		1:10.907	
7	40.731	105.2	28.210	103.2		1:08.941		14							

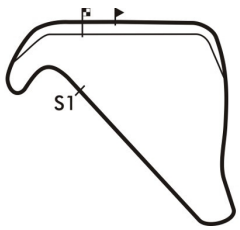

Session Start: 15:04:28 - Finish: 15:19:40
Weather/Track Conditions: Sun/Dry
Circuit: Silverstone National
Track Length: 2.638 Km - 1.6390 miles

Silverstone Finals Historic Race Meeting - 21 - 22 Oct 2017

HSCC Historic Formula Ford with Avon Tyres, Radio Caroline & Titan Historic Racing

Race 16 - Best Sector Times

	SECTOR 1			SECTOR 2		
	NO	TIME	LAP	NO	TIME	LAP
1	73	38.047	8	57	25.828	10
2	57	38.109	7	53	25.929	11
3	94	38.169	7	94	26.124	7
4	1	38.182	7	1	26.130	11
5	42	38.227	6	48	26.144	11
6	53	38.338	7	42	26.211	12
7	48	38.433	5	73	26.270	13
8	21	38.681	9	77	26.454	9
9	157	38.686	7	21	26.602	9
10	14	38.851	9	17	26.617	8
11	141	38.948	11	36	26.715	9
12	77	39.024	13	19	26.810	14
13	36	39.096	8	14	26.849	9
14	17	39.244	8	157	26.867	12
15	20	39.415	14	141	26.904	11
16	64	39.420	13	66	27.016	8
17	66	39.461	7	88	27.045	14
18	19	39.632	10	20	27.056	14
19	22	39.641	7	78	27.072	11
20	81	39.694	10	64	27.102	14
21	27	39.719	10	71	27.106	12
22	82	39.719	7	22	27.141	14
23	78	39.741	8	81	27.149	13
24	88	39.741	11	27	27.152	12
25	71	40.163	13	82	27.153	11
26	49	40.577	4	49	27.476	1
27	177	40.731	7	177	27.714	12
28	99	41.321	7	99	28.762	6
29	55	41.994	13	156	28.777	1
30	156	42.092	10	55	29.093	1
31	29	42.561	2	2	29.255	1
32	2	42.726	13	29	29.758	1
33	4			4		

IDEAL / BEST LAP COMPARISON

NO	NAME	BEST	IN	IDEAL	DIFF
57	Cameron Jackson	1:04.046	10	1:03.937	+0.109
53	Richard Tarling	1:04.347	10	1:04.267	+0.080
73	Ed Thurston	1:04.408	12	1:04.317	+0.091
1	Callum Grant	1:04.451	13	1:04.312	+0.139
42	Cormac Flanagan	1:04.519	8	1:04.438	+0.081
4	Maxim Bartell	1:04.524	8		+
48	Benn Tilley	1:04.740	8	1:04.577	+0.163
21	Ross Drybrough	1:05.283	9	1:05.283	+0.000
77	Mads Gravsen	1:05.484	9	1:05.478	+0.006
14	Neil Shinner	1:05.700	9	1:05.700	+0.000
157	David Wild	1:05.825	7	1:05.553	+0.272
141	Matthew Wrigley	1:05.852	11	1:05.852	+0.000
17	Brian Morris	1:05.861	8	1:05.861	+0.000
36	Rob Smith	1:05.950	13	1:05.811	+0.139
20	Kevin Stanzl	1:06.471	14	1:06.471	+0.000
66	Andrew Wiggins	1:06.547	7	1:06.477	+0.070
64	Arthur Atkinson	1:06.665	12	1:06.522	+0.143
19	Stephen King	1:06.700	14	1:06.442	+0.258
82	Lee Penson	1:06.874	11	1:06.872	+0.002
88	Tony Cove	1:06.999	11	1:06.786	+0.213
81	James Lovett	1:07.022	14	1:06.843	+0.179
78	Geoffrey Underwood	1:07.094	7	1:06.813	+0.281
27	Dick Dixon	1:07.102	11	1:06.871	+0.231
22	Tim Brise	1:07.161	7	1:06.782	+0.379
71	Alan Cook	1:07.304	12	1:07.269	+0.035
177	Peter Hannam	1:08.466	12	1:08.445	+0.021
99	Nick Arden	1:10.275	7	1:10.083	+0.192
156	Rachel Arnold	1:11.203	10	1:10.869	+0.334
55	Roger Arnold	1:11.685	13	1:11.087	+0.598
2	Alison Langridge	1:12.133	13	1:11.981	+0.152
94	Michael O'Brien	1:04.293	7	1:04.293	+0.000
49	Harvey Sykes	1:08.476	4	1:08.053	+0.423
29	Donald Laird	1:13.105	2	1:12.319	+0.786

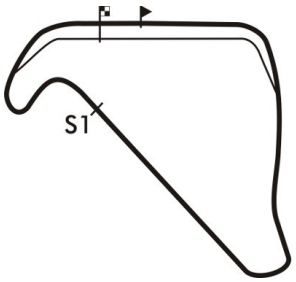

Session Start: 15:04:28 - Finish: 15:19:40
Weather/Track Conditions: Sun/Dry
Circuit: Silverstone National
Track Length: 2.638 Km - 1.6390 miles

Silverstone Finals Historic Race Meeting - 21 - 22 Oct 2017

HSCC Historic Formula Ford with Avon Tyres, Radio Caroline & Titan Historic Racing

Race 16 - Best Sector Speeds

	NO	SECTOR 1	MPH	NO	SECTOR 2	MPH
1	42	Cormac Flanagan	116.7	73	Ed Thurston	112.6
2	73	Ed Thurston	116.3	14	Neil Shinner	112.4
3	1	Callum Grant	115.9	1	Callum Grant	112.2
4	48	Benn Tilley	115.9	53	Richard Tarling	111.8
5	94	Michael O'Brien	115.9	57	Cameron Jackson	111.8
6	57	Cameron Jackson	115.5	42	Cormac Flanagan	111.7
7	14	Neil Shinner	114.9	48	Benn Tilley	111.1
8	49	Harvey Sykes	114.9	64	Arthur Atkinson	110.5
9	36	Rob Smith	114.7	94	Michael O'Brien	110.5
10	141	Matthew Wrigley	114.5	19	Stephen King	110.0
11	66	Andrew Wiggins	114.3	78	Geoffrey Underwood	110.0
12	157	David Wild	114.3	21	Ross Drybrough	109.8
13	53	Richard Tarling	114.1	22	Tim Brise	109.6
14	64	Arthur Atkinson	113.9	82	Lee Penson	109.6
15	21	Ross Drybrough	113.7	157	David Wild	109.2
16	55	Roger Arnold	113.6	141	Matthew Wrigley	109.1
17	17	Brian Morris	113.4	20	Kevin Stanzl	108.7
18	77	Mads Gravsen	113.0	49	Harvey Sykes	108.5
19	19	Stephen King	112.8	66	Andrew Wiggins	108.2
20	82	Lee Penson	112.8	77	Mads Gravsen	108.2
21	78	Geoffrey Underwood	112.0	81	James Lovett	107.8
22	22	Tim Brise	111.7	17	Brian Morris	107.6
23	81	James Lovett	111.1	36	Rob Smith	107.3
24	27	Dick Dixon	110.9	88	Tony Cove	107.1
25	20	Kevin Stanzl	110.2	55	Roger Arnold	106.9
26	88	Tony Cove	110.2	71	Alan Cook	106.4
27	71	Alan Cook	109.3	156	Rachel Arnold	104.9
28	2	Alison Langridge	107.2	99	Nick Arden	104.7
29	99	Nick Arden	106.7	177	Peter Hannam	104.2
30	156	Rachel Arnold	106.5	29	Donald Laird	103.7
31	177	Peter Hannam	106.4	2	Alison Langridge	103.1
32	29	Donald Laird	105.5	4	Maxim Bartell	0.0
33	4	Maxim Bartell	0.0	27	Dick Dixon	0.0

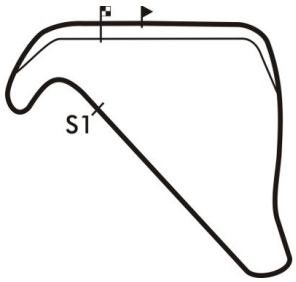

Session Start: 15:04:28 - Finish: 15:19:40
Weather/Track Conditions: Sun/Dry
Circuit: Silverstone National
Track Length: 2.638 Km - 1.6390 miles

Silverstone Finals Historic Race Meeting - 21 - 22 Oct 2017

HSCC Historic Formula Ford with Avon Tyres, Radio Caroline & Titan Historic Racing

Race 16 - Lap Chart

Lap 1			Lap 2			Lap 3			Lap 4			Lap 5			Lap 6		
NO	Behind	Laptime	NO	Behind	Laptime	NO	Behind	Laptime	NO	Behind	Laptime	NO	Behind	Laptime	NO	Behind	Laptime
53		1:07.285	94		1:05.551	57		1:05.949	53		1:05.522	53		1:05.700	53		1:04.898
94	0.310	1:07.595	53	0.010	1:05.871	53	0.192	1:06.342	57	0.051	1:05.765	94	0.086	1:05.066	94	0.221	1:05.033
1	0.502	1:07.787	57	0.211	1:05.311	94	0.493	1:06.653	1	0.433	1:05.414	57	0.221	1:05.870	57	0.390	1:05.067
57	0.761	1:08.046	1	0.617	1:05.976	1	0.733	1:06.276	94	0.720	1:05.941	1	0.307	1:05.574	1	0.979	1:05.570
73	1.654	1:08.939	73	1.782	1:05.989	73	1.694	1:06.072	73	1.377	1:05.397	73	0.483	1:04.806	73	1.137	1:05.552
4	2.121	1:09.406	4	2.321	1:06.061	4	2.164	1:06.003	4	1.725	1:05.275	48	1.333	1:04.880	4	1.898	1:05.115
48	2.122	1:09.407	48	2.370	1:06.109	48	2.502	1:06.292	48	2.153	1:05.365	4	1.681	1:05.656	48	2.118	1:05.683
42	2.394	1:09.679	42	2.986	1:06.453	42	2.881	1:06.055	42	2.543	1:05.376	42	2.212	1:05.369	42	2.378	1:05.064
21	2.699	1:09.984	21	3.478	1:06.640	21	4.279	1:06.961	21	5.529	1:06.964	21	6.730	1:06.901	21	8.096	1:06.264
14	2.991	1:10.276	36	5.612	1:07.937	36	6.505	1:07.053	36	7.654	1:06.863	36	8.161	1:06.207	29	1 LAP	1:39.799
36	3.536	1:10.821	141	6.678	1:08.634	141	8.444	1:07.926	141	10.031	1:07.301	141	11.384	1:07.053	36	9.271	1:06.008
49	3.822	1:11.107	49	8.245	1:10.284	157	10.726	1:08.607	157	12.603	1:07.591	14	14.112	1:07.031	141	13.269	1:06.783
141	3.905	1:11.190	157	8.279	1:09.368	14	12.202	1:07.059	14	12.781	1:06.293	157	14.623	1:07.720	14	15.586	1:06.372
17	4.362	1:11.647	22	8.760	1:09.043	49	13.086	1:11.001	49	15.848	1:08.476	22	19.900	1:09.638	157	16.119	1:06.394
157	4.772	1:12.057	17	8.935	1:10.434	17	13.149	1:10.374	22	15.962	1:08.498	66	20.049	1:09.349	77	22.549	1:06.814
66	5.472	1:12.757	66	9.154	1:09.543	22	13.178	1:10.578	17	16.182	1:08.747	17	20.448	1:09.966	17	22.944	1:07.394
22	5.578	1:12.863	27	10.136	1:09.550	66	13.357	1:10.363	66	16.400	1:08.757	77	20.633	1:07.725	66	23.541	1:08.390
27	6.447	1:13.732	14	11.303	1:14.173	27	14.354	1:10.378	27	17.667	1:09.027	49	21.059	1:10.911	22	24.340	1:09.338
64	7.864	1:15.149	64	12.347	1:10.344	78	15.366	1:08.885	78	17.945	1:08.293	27	21.071	1:09.104	78	25.102	1:08.750
82	8.352	1:15.637	78	12.641	1:09.320	64	15.790	1:09.603	77	18.608	1:06.941	78	21.250	1:09.005	27	25.781	1:09.608
177	9.123	1:16.408	82	13.229	1:10.738	82	16.016	1:08.947	82	19.364	1:09.062	82	21.562	1:07.898	82	26.268	1:09.604
78	9.182	1:16.467	177	13.740	1:10.478	88	17.347	1:09.738	64	20.310	1:10.234	64	23.313	1:08.703	64	26.480	1:08.065
88	9.652	1:16.937	88	13.769	1:09.978	77	17.381	1:08.950	88	22.009	1:10.376	88	25.644	1:09.335	19	29.644	1:08.847
81	9.810	1:17.095	81	14.046	1:10.097	19	17.874	1:09.845	19	22.492	1:10.332	19	25.695	1:08.903	88	30.454	1:09.708
19	10.330	1:17.615	19	14.189	1:09.720	177	19.283	1:11.703	81	22.652	1:08.962	81	25.897	1:08.945	81	30.594	1:09.595
55	12.102	1:19.387	77	14.591	1:08.207	81	19.404	1:11.518	177	24.369	1:10.800	177	29.098	1:10.429	20	33.699	1:08.337
77	12.245	1:19.530	55	18.980	1:12.739	20	24.539	1:10.505	20	27.789	1:08.964	20	30.260	1:08.171	177	34.708	1:10.508
71	12.588	1:19.873	71	19.637	1:12.910	55	26.196	1:13.376	71	31.365	1:10.707	71	35.444	1:09.779	49	37.935	1:21.774
2	13.322	1:20.607	156	20.061	1:12.150	71	26.372	1:12.895	55	34.283	1:13.801	55	41.452	1:12.869	71	40.619	1:10.073
156	13.772	1:21.057	20	20.194	1:10.421	156	28.011	1:14.110	156	35.642	1:13.345	156	42.005	1:12.063	55	49.844	1:13.290
29	14.797	1:22.082	2	21.036	1:13.575	29	29.692	1:13.811	29	38.936	1:14.958	99	48.404	1:13.289	156	50.152	1:13.045
20	15.634	1:22.919	29	22.041	1:13.105	2	31.786	1:16.910	99	40.815	1:13.434	2	51.631	1:15.430	99	53.900	1:10.394
99	17.426	1:24.711	99	25.103	1:13.538	99	33.095	1:14.152	2	41.901	1:15.829				2	59.625	1:12.892

Session Start: 15:04:28 - Finish: 15:19:40
Weather/Track Conditions: Sun/Dry
Circuit: Silverstone National
Track Length: 2.638 Km - 1.6390 miles

Silverstone Finals Historic Race Meeting - 21 - 22 Oct 2017

HSCC Historic Formula Ford with Avon Tyres, Radio Caroline & Titan Historic Racing

Race 16 - Lap Chart

Lap 7			Lap 8			Lap 9			Lap 10			Lap 11			Lap 12		
NO	Behind	Laptime	NO	Behind	Laptime	NO	Behind	Laptime	NO	Behind	Laptime	NO	Behind	Laptime	NO	Behind	Laptime
94		1:04.293	57		1:04.748	53		1:04.486	57		1:04.046	57		1:04.459	53		1:04.581
57	0.122	1:04.246	53	0.045	1:04.719	57	0.265	1:04.796	53	0.036	1:04.347	53	0.032	1:04.455	57	0.138	1:04.751
53	0.196	1:04.710	94	0.587	1:05.457	94	0.858	1:04.802	1	1.566	1:04.924	1	1.767	1:04.660	1	1.698	1:04.544
1	0.918	1:04.453	1	0.688	1:04.640	1	0.953	1:04.796	73	1.669	1:04.702	73	2.148	1:04.938	73	1.943	1:04.408
73	1.135	1:04.512	73	1.113	1:04.848	73	1.278	1:04.696	94	2.405	1:05.858	94	3.808	1:05.862	4	4.727	1:04.901
4	2.618	1:05.234	4	2.272	1:04.524	156	1 LAP	1:12.825	4	4.278	1:04.984	4	4.439	1:04.620	48	6.469	1:05.054
48	2.632	1:05.028	48	2.502	1:04.740	4	3.605	1:05.864	42	5.358	1:05.410	48	6.028	1:05.087	42	6.585	1:05.014
42	2.932	1:05.068	42	2.581	1:04.519	48	4.173	1:06.202	48	5.400	1:05.538	42	6.184	1:05.285	94	6.707	1:07.512
21	9.674	1:06.092	2	1 LAP	1:17.688	42	4.259	1:06.209	156	1 LAP	1:11.785	156	1 LAP	1:11.203	36	18.916	1:06.495
36	10.780	1:06.023	36	11.868	1:05.958	55	1 LAP	1:15.046	55	1 LAP	1:12.826	36	17.034	1:06.337	21	19.678	1:06.668
141	15.790	1:07.035	21	12.989	1:08.185	99	1 LAP	1:16.160	99	1 LAP	1:11.777	21	17.623	1:06.103	156	1 LAP	1:11.629
14	16.939	1:05.867	141	17.380	1:06.460	36	13.401	1:06.064	36	15.156	1:06.066	55	1 LAP	1:13.080	141	25.127	1:06.653
157	17.430	1:05.825	14	17.928	1:05.859	21	13.741	1:05.283	21	15.979	1:06.549	99	1 LAP	1:13.408	14	25.154	1:06.528
77	24.078	1:06.043	157	18.388	1:05.828	2	1 LAP	1:13.215	14	21.388	1:06.602	141	23.087	1:05.852	157	25.303	1:06.082
17	24.495	1:06.065	77	25.060	1:05.852	14	19.097	1:05.700	141	21.694	1:06.609	14	23.239	1:06.310	77	30.677	1:06.432
66	25.574	1:06.547	17	25.486	1:05.861	141	19.396	1:06.547	157	22.074	1:06.648	157	23.834	1:06.219	55	1 LAP	1:13.447
22	26.987	1:07.161	66	27.467	1:06.763	157	19.737	1:05.880	2	1 LAP	1:13.892	77	28.858	1:05.898	99	1 LAP	1:13.829
78	27.682	1:07.094	22	29.573	1:07.456	77	26.013	1:05.484	77	27.419	1:05.717	17	30.652	1:06.313	17	32.376	1:06.337
82	29.081	1:07.327	78	30.129	1:07.317	17	27.057	1:06.102	17	28.798	1:06.052	2	1 LAP	1:13.082	66	38.612	1:07.862
27	29.150	1:07.883	82	31.762	1:07.551	66	29.792	1:06.856	66	32.668	1:07.187	66	35.363	1:07.154	2	1 LAP	1:12.504
64	29.473	1:07.507	64	32.854	1:08.251	22	32.517	1:07.475	22	35.896	1:07.690	22	38.998	1:07.561	22	42.761	1:08.376
19	32.683	1:07.553	27	32.975	1:08.695	78	32.798	1:07.200	78	36.293	1:07.806	78	39.134	1:07.300	78	43.132	1:08.611
81	34.215	1:08.135	19	34.836	1:07.023	82	34.368	1:07.137	82	37.374	1:07.317	82	39.789	1:06.874	82	43.417	1:08.241
88	34.642	1:08.702	81	36.562	1:07.217	27	36.244	1:07.800	27	39.369	1:07.436	27	42.012	1:07.102	64	44.603	1:06.665
20	36.862	1:07.677	88	38.282	1:08.510	64	36.487	1:08.164	64	39.793	1:07.617	64	42.551	1:07.217	27	44.609	1:07.210
177	39.135	1:08.941	20	38.795	1:06.803	19	37.463	1:07.158	19	40.035	1:06.883	19	42.751	1:07.175	19	45.149	1:07.011
71	44.939	1:08.834	177	43.394	1:09.129	81	39.211	1:07.180	81	42.049	1:07.149	81	44.753	1:07.163	81	47.254	1:07.114
156	58.932	1:13.294	71	48.409	1:08.340	20	41.747	1:07.483	20	44.675	1:07.239	20	47.152	1:06.936	20	49.452	1:06.913
55	59.344	1:14.014				88	42.173	1:08.422	88	45.097	1:07.235	88	47.637	1:06.999	88	50.193	1:07.169
99	59.661	1:10.275				177	47.842	1:08.979	177	52.451	1:08.920	177	56.924	1:08.932	177	1:00.777	1:08.466
						71	52.380	1:08.502	71	55.921	1:07.852	71	59.162	1:07.700	71	1:01.853	1:07.304

Session Start: 15:04:28 - Finish: 15:19:40
Weather/Track Conditions: Sun/Dry
Circuit: Silverstone National
Track Length: 2.638 Km - 1.6390 miles

Silverstone Finals Historic Race Meeting - 21 - 22 Oct 2017

HSCC Historic Formula Ford with Avon Tyres, Radio Caroline & Titan Historic Racing

Race 16 - Lap Chart

Lap 13			Lap 14		
NO	Behind	Laptime	NO	Behind	Laptime
53		1:04.459	53		1:05.574
57	0.120	1:04.441	57	0.636	1:06.090
1	1.690	1:04.451	1	0.728	1:04.612
73	2.045	1:04.561	73	1.134	1:04.663
4	5.192	1:04.924	177	1 LAP	1:10.907
48	7.698	1:05.688	71	1 LAP	1:10.463
42	8.163	1:06.037	4	4.671	1:05.053
94	12.255	1:10.007	48	7.276	1:05.152
36	20.407	1:05.950	42	7.371	1:04.782
21	20.900	1:05.681	36	21.441	1:06.608
14	27.357	1:06.662	21	22.706	1:07.380
141	27.678	1:07.010	14	28.302	1:06.519
157	27.760	1:06.916	141	28.480	1:06.376
77	31.747	1:05.529	157	28.696	1:06.510
156	1 LAP	1:13.286	77	31.881	1:05.708
17	34.526	1:06.609	17	36.075	1:07.123
55	1 LAP	1:12.166	156	1 LAP	1:12.082
99	1 LAP	1:11.598	66	43.697	1:07.679
66	41.592	1:07.439	55	1 LAP	1:11.685
22	46.038	1:07.736	99	1 LAP	1:12.018
78	46.131	1:07.458	22	47.895	1:07.431
64	47.184	1:07.040	78	47.988	1:07.431
82	47.358	1:08.400	64	48.285	1:06.675
19	47.710	1:07.020	19	48.836	1:06.700
27	47.829	1:07.679	82	49.139	1:07.355
81	49.932	1:07.137	27	49.381	1:07.126
20	51.995	1:07.002	81	51.380	1:07.022
2	1 LAP	1:14.347	20	52.892	1:06.471
88	53.564	1:07.830	88	55.463	1:07.473
			2	1 LAP	1:12.133

Session Start: 15:04:28 - Finish: 15:19:40
Weather/Track Conditions: Sun/Dry
Circuit: Silverstone National
Track Length: 2.638 Km - 1.6390 miles

Silverstone Finals Historic Race Meeting - 21 - 22 Oct 2017

HSCC/HRSR Historic Touring Cars

Qualifying for Race 9 - Classification

Sheet No:

POS	NO	DRIVER/S	CLASS	CLASS POS	CAR MAKE / MODEL	TIME	ON	LAPS	GAP	DIFF	MPH
1	3	Peter Hallford	K1	1	Ford Mustang	1:10.531	4	7			83.66
2	128	Alex Thistlethwayte	K1	2	Ford Mustang	1:10.775	3	7	0.244	0.244	83.37
3	32	Richard Belcher	B	1	Ford Lotus Cortina	1:11.125	4	8	0.594	0.350	82.96
4	57	Jonathan Gomm	B	2	BMW 1800	1:11.871	4	6	1.340	0.746	82.10
5	67	James Clarke	C	1	Ford Lotus Cortina	1:11.921	5	7	1.390	0.050	82.04
6	7	Jonathan Lewis	K3	1	Austin Mini Cooper S	1:11.933	3	9	1.402	0.012	82.03
7	54	Tom Bell	I	1	Austin Mini Cooper S	1:12.288	5	7	1.757	0.355	81.62
8	73	Robyn Slater	C	2	Ford Anglia	1:12.576	4	7	2.045	0.288	81.30
9	71	Dan Lewis	I	2	Austin Mini Cooper S	1:12.820	4	8	2.289	0.244	81.03
10	94	Steve Platts	E	1	Singer Chamois	1:12.956	5	7	2.425	0.136	80.88
11	69	Bob Bullen	C	3	Ford Anglia	1:13.001	5	9	2.470	0.045	80.83
12	33	James Fuller	B	3	Alfa Romeo Guilia Sprint	1:13.138	3	8	2.607	0.137	80.67
13	157	David Hall	K2	1	Ford Lotus Cortina	1:13.361	5	8	2.830	0.223	80.43
14	5	Philip House	INV	1	Ford Lotus Cortina	1:14.416	5	9	3.885	1.055	79.29
15	25	Barry Sime	K3	2	Morris Mini Cooper S	1:14.438	5	8	3.907	0.022	79.27
16	1	Simon Benoy	E	2	Hillman Imp	1:14.745	4	6	4.214	0.307	78.94
17	83	Michael Steele	K2	2	Ford Lotus Cortina	1:15.511	5	9	4.980	0.766	78.14
18	55	Rob Wainwright	E	3	Austin A40	1:15.524	4	9	4.993	0.013	78.13
19	47	Nigel Cox	K2	3	Ford Lotus Cortina	1:15.595	3	7	5.064	0.071	78.05
20	56	Michael Sheraton	I	3	Ford Anglia	1:16.994	5	9	6.463	1.399	76.63
21	44	Richard Hardie	K2	4	Ford Lotus Cortina	1:17.389	3	7	6.858	0.395	76.24
22	52	Mike Stephenson	K2	5	Ford Lotus Cortina	1:18.183	3	6	7.652	0.794	75.47
23	39	Paul Hopkinson	C	4	Alfa Romeo Giulia Sprint GT	1:19.922	5	6	9.391	1.739	73.83
24	68	John Marsden	D	1	Austin Mini Cooper S	1:21.630	3	8	11.099	1.708	72.28
25	93	Stuart Kerr	E	4	Singer Chamois	1:21.800	3	6	11.269	0.170	72.13
26	81	Ed Glaister	I	4	Ford Anglia 100E	1:22.269	2	4	11.738	0.469	71.72
27	89	Adrian Oliver	E	5	Hillman Imp	1:23.326	2	6	12.795	1.057	70.81
28	36	Jim Chapman	K1	3	Chevrolet Corvair	1:24.664	1	2	14.133	1.338	69.69

Car 69 - transponder working intermittently, please check.

Session Start: 12:08:34 - Finish: 12:20:35
Weather/Track Conditions: Showers/Wet
Circuit: Silverstone National
Track Length: 2.638 Km - 1.6390 miles

These results are provisional until the conclusion of any judicial and technical matters.

Clerk of the Course:	Timekeeper:	Issued at:
Julian Floyd		

MST

Printed : 21-10-2017 - 12:39

Full results available at www.mstworld.com. Email: timing@mstworld.com

Silverstone Finals Historic Race Meeting - 21 - 22 Oct 2017

HSCC/HRSR Historic Touring Cars

Qualifying for Race 9 - Sector Analysis

1	Simon Benoy (E)							Hillman Imp							
lap	Sect-1	Speed	Sect-2	Speed		Laptime	Pit	lap	Sect-1	Speed	Sect-2	Speed		Laptime	Pit
1	48.247	97.0	31.780	98.0		1:20.027		4	44.132	104.7	30.613	99.9		1:14.745	
2	45.440	101.5	29.907	99.6		1:15.347		5	44.891	103.6	30.187	99.8		1:15.078	
3	45.309	102.5	29.799	98.5		1:15.108		6	45.064	102.6				1:29.227	

3	Peter Hallford (K1)							Ford Mustang							
lap	Sect-1	Speed	Sect-2	Speed		Laptime	Pit	lap	Sect-1	Speed	Sect-2	Speed		Laptime	Pit
1	42.870	112.8	29.965	112.6		1:12.835		5	41.161	113.6	29.538	112.6		1:10.699	
2	40.769	119.0	29.836	110.9		1:10.605		6	42.346	114.1	30.409	107.6		1:12.755	
3	41.534	105.7	29.419	111.1		1:10.953		7	48.115	79.4				1:37.449	
4	41.411	120.7	29.120	113.6		1:10.531		8							

5	Philip House (INV)							Ford Lotus Cortina							
lap	Sect-1	Speed	Sect-2	Speed		Laptime	Pit	lap	Sect-1	Speed	Sect-2	Speed		Laptime	Pit
1	51.514	89.4	32.515	97.6		1:24.029		6	44.974	101.1	36.355	83.5		1:21.329	
2	48.844	95.3	31.605	102.1		1:20.449		7	56.760	85.7	39.529	68.4		1:36.289	
3	45.514	100.6	34.462	95.0		1:19.976		8	57.440	85.5	37.481	80.5		1:34.921	
4	46.328	103.6	30.907	99.2		1:17.235		9	54.528	81.7	38.388	80.8		1:32.916	
5	44.518	106.7	29.898	101.5		1:14.416		10							

7	Jonathan Lewis (K3)							Austin Mini Cooper S							
lap	Sect-1	Speed	Sect-2	Speed		Laptime	Pit	lap	Sect-1	Speed	Sect-2	Speed		Laptime	Pit
1	43.739	104.9	29.725	99.2		1:13.464		6	43.119	104.9	29.239	98.7		1:12.358	
2	43.498	104.0	29.232	98.5		1:12.730		7	44.499	88.3	41.235	58.8		1:25.734	
3	43.092	104.5	28.841	101.0		1:11.933		8	1:02.216	74.2	42.651	71.0		1:44.867	
4	43.119	104.4	29.401	99.9		1:12.520		9	53.374	90.9	34.782	90.7		1:28.156	
5	42.965	105.0	29.419	100.3		1:12.384		10							

25	Barry Sime (K3)							Morris Mini Cooper S							
lap	Sect-1	Speed	Sect-2	Speed		Laptime	Pit	lap	Sect-1	Speed	Sect-2	Speed		Laptime	Pit
1	46.889	98.8	31.012	97.1		1:17.901		5	44.239	102.9	30.199	99.3		1:14.438	
2	44.753	102.6	30.502	98.6		1:15.255		6	45.084	104.7	31.027	95.7		1:16.111	
3	45.884	93.5	32.146	97.7		1:18.030		7	49.115	91.1	38.937	74.9		1:28.052	
4	44.897	101.7	30.716	98.3		1:15.613		8	54.849	76.2				1:37.477	

32	Richard Belcher (B)							Ford Lotus Cortina							
lap	Sect-1	Speed	Sect-2	Speed		Laptime	Pit	lap	Sect-1	Speed	Sect-2	Speed		Laptime	Pit
1	44.561	112.6	29.942	107.3		1:14.503		5	41.851	113.6	45.540	107.1		1:27.391	
2	42.321	109.8	29.821	108.2		1:12.142		6	42.331	110.7	30.194	107.8		1:12.525	
3	41.936	114.9	29.787	107.6		1:11.723		7	45.286	84.5	41.009	64.7		1:26.295	
4	41.612	112.8	29.513	107.6		1:11.125		8	1:01.650	64.8				1:53.096	

33	James Fuller (B)							Alfa Romeo Guilia Sprint							
lap	Sect-1	Speed	Sect-2	Speed		Laptime	Pit	lap	Sect-1	Speed	Sect-2	Speed		Laptime	Pit
1	46.242	104.0	31.233	102.9		1:17.475		5	43.312	109.7	30.182	103.1		1:13.494	
2	44.634	98.5	30.977	103.4		1:15.611		6	43.156	112.0	36.066	63.2		1:19.222	
3	43.364	111.8	29.774	103.7		1:13.138		7	1:24.904	75.8	44.234	66.0		2:09.138	
4	43.751	110.4	30.241	103.1		1:13.992		8	59.239	76.3				1:47.748	

36	Jim Chapman (K1)							Chevrolet Corvair							
lap	Sect-1	Speed	Sect-2	Speed		Laptime	Pit	lap	Sect-1	Speed	Sect-2	Speed		Laptime	Pit
1	51.256	81.3	33.408	83.8		1:24.664		2	1:14.055	45.2				2:04.985	

39	Paul Hopkinson (C)							Alfa Romeo Giulia Sprint GT							
lap	Sect-1	Speed	Sect-2	Speed		Laptime	Pit	lap	Sect-1	Speed	Sect-2	Speed		Laptime	Pit
1	53.017	81.8	33.772	94.0		1:26.789		4	47.719	86.6	32.316	96.0		1:20.035	
2	49.159	88.5	33.255	92.1		1:22.414		5	47.444	85.6	32.478	95.2		1:19.922	
3	48.122	95.7	32.388	95.3		1:20.510		6	46.737	101.2				1:54.181	

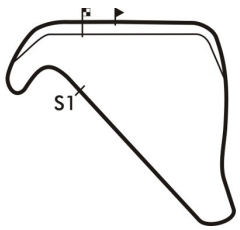

Session Start: 12:08:34 - Finish: 12:20:35
Weather/Track Conditions: Showers/Wet
Circuit: Silverstone National
Track Length: 2.638 Km - 1.6390 miles

Silverstone Finals Historic Race Meeting - 21 - 22 Oct 2017

HSCC/HRSR Historic Touring Cars

Qualifying for Race 9 - Sector Analysis

44 Richard Hardie (K2) — Ford Lotus Cortina

lap	Sect-1	Speed	Sect-2	Speed	Laptime	Pit	lap	Sect-1	Speed	Sect-2	Speed	Laptime	Pit
1	47.617	99.3	31.580	100.7	1:19.197		5	47.289	98.5	32.425	96.6	1:19.714	
2	46.658	103.9	31.629	99.2	1:18.287		6	46.454	106.5	35.942	63.2	1:22.396	
3	45.935	105.5	31.454	100.3	1:17.389		7	2:50.891	81.0	40.426	77.6	3:31.317	
4	45.591	104.9	31.935	99.8	1:17.526		8						

47 Nigel Cox (K2) — Ford Lotus Cortina

lap	Sect-1	Speed	Sect-2	Speed	Laptime	Pit	lap	Sect-1	Speed	Sect-2	Speed	Laptime	Pit
1	45.924	103.4	31.758	95.6	1:17.682		5	44.586	103.9	31.159	101.6	1:15.745	
2	44.947	103.4	31.894	99.3	1:16.841		6	44.653	103.9	32.880	97.7	1:17.533	
3	44.239	104.7	31.356	100.6	1:15.595		7	51.849	63.4			1:42.134	
4	44.315	104.7	31.584	100.9	1:15.899		8						

52 Mike Stephenson (K2) — Ford Lotus Cortina

lap	Sect-1	Speed	Sect-2	Speed	Laptime	Pit	lap	Sect-1	Speed	Sect-2	Speed	Laptime	Pit
1	50.302	95.3	32.680	101.0	1:22.982		4	46.353	105.8	32.580	97.4	1:18.933	
2	47.104	101.2	32.577	101.6	1:19.681		5	46.445	105.8	31.948	100.7	1:18.393	
3	45.617	100.2	32.566	94.4	1:18.183		6	44.688	107.7			1:38.593	

54 Tom Bell (I) — Austin Mini Cooper S

lap	Sect-1	Speed	Sect-2	Speed	Laptime	Pit	lap	Sect-1	Speed	Sect-2	Speed	Laptime	Pit
1	45.658	105.2	30.120		1:15.778		5	43.222	103.7	29.066		1:12.288	
2	43.769	104.0	29.543		1:13.312		6	44.044	103.7	29.385		1:13.429	
3	43.283	103.9	29.324		1:12.607		7	44.877	97.7			1:39.864	
4	44.096	101.8	29.309		1:13.405		8						

55 Rob Wainwright (E) — Austin A40

lap	Sect-1	Speed	Sect-2	Speed	Laptime	Pit	lap	Sect-1	Speed	Sect-2	Speed	Laptime	Pit
1	48.101	97.5	30.824	95.5	1:18.925		6	45.126	100.9	34.086	88.9	1:19.212	
2	46.308	98.1	30.884	95.3	1:17.192		7	52.540	89.5	39.272	75.2	1:31.812	
3	45.697	98.3	30.368	96.0	1:16.065		8	54.281	90.3	36.703	85.1	1:30.984	
4	45.502	99.6	30.022	95.9	1:15.524		9	52.827	90.9	36.279	87.8	1:29.106	
5	45.050	100.3	30.650	96.7	1:15.700		10						

56 Michael Sheraton (I) — Ford Anglia

lap	Sect-1	Speed	Sect-2	Speed	Laptime	Pit	lap	Sect-1	Speed	Sect-2	Speed	Laptime	Pit
1	49.614	94.0	31.750	92.8	1:21.364		6	46.254	95.6	38.257	83.7	1:24.511	
2	46.680	94.8	31.011	92.8	1:17.691		7	56.828	92.3	37.833	77.6	1:34.661	
3	46.367	96.1	31.268	93.3	1:17.635		8	54.359	86.7	37.017	85.7	1:31.376	
4	47.632	97.3	31.368	92.6	1:19.000		9	53.117	93.9	36.732	86.9	1:29.849	
5	46.008	95.9	30.986	93.0	1:16.994		10						

57 Jonathan Gomm (B) — BMW 1800

lap	Sect-1	Speed	Sect-2	Speed	Laptime	Pit	lap	Sect-1	Speed	Sect-2	Speed	Laptime	Pit
1	46.690	88.5	31.552	104.6	1:18.242		4	42.498	107.5	29.373	112.6	1:11.871	
2	43.549	109.1	29.847	106.9	1:13.396		5	43.372	104.0	29.771	110.5	1:13.143	
3	42.868	105.4	29.423	107.1	1:12.291		6	45.014	95.5			1:32.820	

67 James Clarke (C) — Ford Lotus Cortina

lap	Sect-1	Speed	Sect-2	Speed	Laptime	Pit	lap	Sect-1	Speed	Sect-2	Speed	Laptime	Pit
1	46.467	104.4	29.716	102.0	1:16.183		5	42.589	108.4	29.332	103.6	1:11.921	
2	42.992	108.8	30.470	102.1	1:13.462		6	42.899	108.8	31.407	87.8	1:14.306	
3	43.443	110.2	29.729	103.7	1:13.172		7	53.821	70.5			1:43.702	
4	43.104	108.1	29.382	102.9	1:12.486		8						

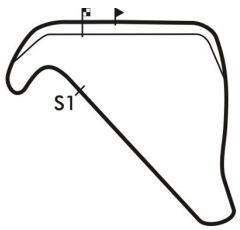

Session Start: 12:08:34 - Finish: 12:20:35
Weather/Track Conditions: Showers/Wet
Circuit: Silverstone National
Track Length: 2.638 Km - 1.6390 miles

Silverstone Finals Historic Race Meeting - 21 - 22 Oct 2017

HSCC/HRSR Historic Touring Cars

Qualifying for Race 9 - Sector Analysis

68 John Marsden (D) — Austin Mini Cooper S

lap	Sect-1	Speed	Sect-2	Speed	Laptime	Pit	lap	Sect-1	Speed	Sect-2	Speed	Laptime	Pit
1	56.319	82.1	34.386	89.7	1:30.705		5	50.600	87.6	33.874	91.0	1:24.474	
2	51.222	88.9	32.840	91.5	1:24.062		6	54.186	75.0	40.347	70.7	1:34.533	
3	49.671	91.8	31.959	90.8	1:21.630		7	57.966	77.5	39.944	78.0	1:37.910	
4	51.378	89.7	32.666	89.1	1:24.044		8	1:00.257	70.8	40.171	75.0	1:40.428	

69 Bob Bullen (C) — Ford Anglia

lap	Sect-1	Speed	Sect-2	Speed	Laptime	Pit	lap	Sect-1	Speed	Sect-2	Speed	Laptime	Pit
1	45.979	104.4	30.862		1:16.841		6	42.680	105.7	33.706		1:16.386	
2	43.675	106.0	30.022		1:13.697		7	50.978	82.1	39.970		1:30.948	
3	43.411	105.7	31.342		1:14.753		8	54.886	94.1	37.771		1:32.657	
4	43.259	108.4	29.783		1:13.042		9	53.906	90.0	38.418		1:32.324	
5	42.507	105.7	30.494		1:13.001		10						

71 Dan Lewis (I) — Austin Mini Cooper S

lap	Sect-1	Speed	Sect-2	Speed	Laptime	Pit	lap	Sect-1	Speed	Sect-2	Speed	Laptime	Pit
1	45.589	101.1	30.807	100.1	1:16.396		5	43.488	103.4	29.385	99.6	1:12.873	
2	44.053	105.2	30.321	99.8	1:14.374		6	43.691	104.0	29.667	98.9	1:13.358	
3	43.588	103.1	29.733	99.2	1:13.321		7	45.191	96.7	37.691	69.7	1:22.882	
4	43.558	103.7	29.262	99.3	1:12.820		8	57.514	76.8			1:50.684	

73 Robyn Slater (C) — Ford Anglia

lap	Sect-1	Speed	Sect-2	Speed	Laptime	Pit	lap	Sect-1	Speed	Sect-2	Speed	Laptime	Pit
1	48.456	87.4	32.006	103.7	1:20.462		5	43.106	105.7	29.991	106.8	1:13.097	
2	44.850	105.0	30.682	104.9	1:15.532		6	43.371	104.9	34.533	87.5	1:17.904	
3	43.451	110.4	29.856	103.7	1:13.307		7	53.553	77.9			1:45.360	
4	43.149	110.6	29.427	105.7	1:12.576		8						

81 Ed Glaister (I) — Ford Anglia 100E

lap	Sect-1	Speed	Sect-2	Speed	Laptime	Pit	lap	Sect-1	Speed	Sect-2	Speed	Laptime	Pit
1	52.614	84.4	33.565	90.8	1:26.179		3	49.436	80.9	33.397	83.9	1:22.833	
2	49.303	87.8	32.966	92.2	1:22.269		4	1:23.545	65.7			2:22.295	

83 Michael Steele (K2) — Ford Lotus Cortina

lap	Sect-1	Speed	Sect-2	Speed	Laptime	Pit	lap	Sect-1	Speed	Sect-2	Speed	Laptime	Pit
1	47.434	102.5	31.227	99.0	1:18.661		6	45.213	105.0	32.643	85.3	1:17.856	
2	45.711	104.2	31.189	100.7	1:16.900		7	49.612	88.2	42.652	61.9	1:32.264	
3	45.073	100.8	31.064	99.8	1:16.137		8	57.126	93.5	39.019	78.6	1:36.145	
4	45.567	104.0	30.661	99.2	1:16.228		9	53.173	89.0	37.914	81.5	1:31.087	
5	44.323	102.5	31.188	98.9	1:15.511		10						

89 Adrian Oliver (E) — Hillman Imp

lap	Sect-1	Speed	Sect-2	Speed	Laptime	Pit	lap	Sect-1	Speed	Sect-2	Speed	Laptime	Pit
1	52.535	85.5	34.690	86.8	1:27.225		4	Out	76.6	43.188	70.3	3:52.691	P
2	49.996	86.0	33.330	90.7	1:23.326		5	57.264	80.3	39.381	84.6	1:36.645	
3	50.980	70.5			1:36.861		6	56.101	84.5	39.291	87.8	1:35.392	

93 Stuart Kerr (E) — Singer Chamois

lap	Sect-1	Speed	Sect-2	Speed	Laptime	Pit	lap	Sect-1	Speed	Sect-2	Speed	Laptime	Pit
1	56.068	83.1	34.610	89.6	1:30.678		4	50.497	90.0	33.100	90.7	1:23.597	
2	51.064	89.0	33.200	90.3	1:24.264		5	50.421	86.0	34.317	93.4	1:24.738	
3	49.301	91.3	32.499	88.3	1:21.800		6	54.340	74.1			2:19.136	

94 Steve Platts (E) — Singer Chamois

lap	Sect-1	Speed	Sect-2	Speed	Laptime	Pit	lap	Sect-1	Speed	Sect-2	Speed	Laptime	Pit
1	48.257	99.0	31.231	97.3	1:19.488		5	43.112	101.7	29.844	104.2	1:12.956	
2	45.526	103.6	29.953	99.2	1:15.479		6	44.060	102.8	33.444	91.9	1:17.504	
3	44.041	104.0	30.962	100.3	1:15.003		7	53.442	79.3			1:44.615	
4	43.559	104.9	29.483	103.7	1:13.042		8						

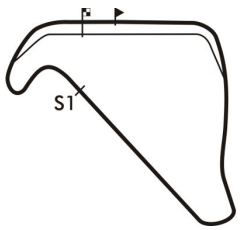

Session Start: 12:08:34 - Finish: 12:20:35
Weather/Track Conditions: Showers/Wet
Circuit: Silverstone National
Track Length: 2.638 Km - 1.6390 miles

Silverstone Finals Historic Race Meeting - 21 - 22 Oct 2017

HSCC/HRSR Historic Touring Cars

Qualifying for Race 9 - Sector Analysis

128	Alex Thistlethwayte (K1)							Ford Mustang						
lap	Sect-1	Speed	Sect-2	Speed		Laptime	Pit	lap	Sect-1	Speed	Sect-2	Speed		Laptime	Pit
1	45.113	95.2				1:19.467		5	41.778	115.3	32.118	101.2		1:13.896	
2	Out	97.7	31.426	107.6		2:52.455	P	6	50.507	85.9	40.704	71.3		1:31.211	
3	41.805	120.5	28.970	122.9		1:10.775		7	1:01.617	77.1				1:52.258	
4	41.689	119.4	29.104	122.2		1:10.793		8							

157	David Hall (K2)							Ford Lotus Cortina						
lap	Sect-1	Speed	Sect-2	Speed		Laptime	Pit	lap	Sect-1	Speed	Sect-2	Speed		Laptime	Pit
1	47.444	103.7	30.649	102.0		1:18.093		5	43.526	107.5	29.835	102.9		1:13.361	
2	45.197	106.0	30.549	101.8		1:15.746		6	43.709	108.2	31.994	91.6		1:15.703	
3	44.258	107.5	30.450	103.7		1:14.708		7	51.419	71.4	43.944	61.8		1:35.363	
4	43.866	108.4	29.790	103.4		1:13.656		8	1:00.168	81.3				1:52.787	

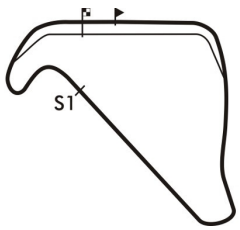

Session Start: 12:08:34 - Finish: 12:20:35
Weather/Track Conditions: Showers/Wet
Circuit: Silverstone National
Track Length: 2.638 Km - 1.6390 miles

Silverstone Finals Historic Race Meeting - 21 - 22 Oct 2017

HSCC/HRSR Historic Touring Cars

Qualifying for Race 9 - Best Sector Times

	SECTOR 1			SECTOR 2		
	NO	TIME	LAP	NO	TIME	LAP
1	3	40.769	2	7	28.841	3
2	32	41.612	4	128	28.970	3
3	128	41.689	4	54	29.066	5
4	57	42.498	4	3	29.120	4
5	69	42.507	5	71	29.262	4
6	67	42.589	5	67	29.332	5
7	7	42.965	5	57	29.373	4
8	73	43.106	5	73	29.427	4
9	94	43.112	5	94	29.483	4
10	33	43.156	6	32	29.513	4
11	54	43.222	5	33	29.774	3
12	71	43.488	5	69	29.783	4
13	157	43.526	5	157	29.790	4
14	1	44.132	4	1	29.799	3
15	25	44.239	5	5	29.898	5
16	47	44.239	3	55	30.022	4
17	83	44.323	5	25	30.199	5
18	5	44.518	5	83	30.661	4
19	52	44.688	6	56	30.986	5
20	55	45.050	5	47	31.159	5
21	44	45.591	4	44	31.454	3
22	56	46.008	5	52	31.948	5
23	39	46.737	6	68	31.959	3
24	93	49.301	3	39	32.316	4
25	81	49.303	2	93	32.499	3
26	68	49.671	3	81	32.966	2
27	89	49.996	2	89	33.330	2
28	36	51.256	1	36	33.408	1

IDEAL / BEST LAP COMPARISON

NO	NAME	BEST	IN	IDEAL	DIFF
3	Peter Hallford	1:10.531	4	1:09.889	+0.642
128	Alex Thistlethwayte	1:10.775	3	1:10.659	+0.116
32	Richard Belcher	1:11.125	4	1:11.125	+0.000
57	Jonathan Gomm	1:11.871	4	1:11.871	+0.000
67	James Clarke	1:11.921	5	1:11.921	+0.000
7	Jonathan Lewis	1:11.933	3	1:11.806	+0.127
54	Tom Bell	1:12.288	5	1:12.288	+0.000
73	Robyn Slater	1:12.576	4	1:12.533	+0.043
71	Dan Lewis	1:12.820	4	1:12.750	+0.070
94	Steve Platts	1:12.956	5	1:12.595	+0.361
69	Bob Bullen	1:13.001	5	1:12.290	+0.711
33	James Fuller	1:13.138	3	1:12.930	+0.208
157	David Hall	1:13.361	5	1:13.316	+0.045
5	Philip House	1:14.416	5	1:14.416	+0.000
25	Barry Sime	1:14.438	5	1:14.438	+0.000
1	Simon Benoy	1:14.745	4	1:13.931	+0.814
83	Michael Steele	1:15.511	5	1:14.984	+0.527
55	Rob Wainwright	1:15.524	4	1:15.072	+0.452
47	Nigel Cox	1:15.595	3	1:15.398	+0.197
56	Michael Sheraton	1:16.994	5	1:16.994	+0.000
44	Richard Hardie	1:17.389	3	1:17.045	+0.344
52	Mike Stephenson	1:18.183	3	1:16.636	+1.547
39	Paul Hopkinson	1:19.922	5	1:19.053	+0.869
68	John Marsden	1:21.630	3	1:21.630	+0.000
93	Stuart Kerr	1:21.800	3	1:21.800	+0.000
81	Ed Glaister	1:22.269	2	1:22.269	+0.000
89	Adrian Oliver	1:23.326	2	1:23.326	+0.000
36	Jim Chapman	1:24.664	1	1:24.664	+0.000

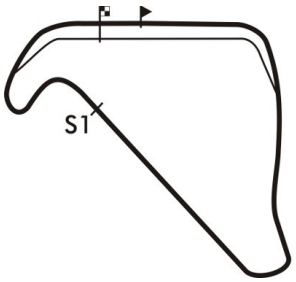

Session Start: 12:08:34 - Finish: 12:20:35
Weather/Track Conditions: Showers/Wet
Circuit: Silverstone National
Track Length: 2.638 Km - 1.6390 miles

Silverstone Finals Historic Race Meeting - 21 - 22 Oct 2017

HSCC/HRSR Historic Touring Cars

Qualifying for Race 9 - Best Sector Speeds

	NO	SECTOR 1	MPH	NO	SECTOR 2	MPH
1	3	Peter Hallford	120.7	128	Alex Thistlethwayte	122.9
2	128	Alex Thistlethwayte	120.5	3	Peter Hallford	113.6
3	32	Richard Belcher	114.9	57	Jonathan Gomm	112.6
4	33	James Fuller	112.0	32	Richard Belcher	108.2
5	73	Robyn Slater	110.6	73	Robyn Slater	106.8
6	67	James Clarke	110.2	94	Steve Platts	104.2
7	57	Jonathan Gomm	109.1	33	James Fuller	103.7
8	69	Bob Bullen	108.4	67	James Clarke	103.7
9	157	David Hall	108.4	157	David Hall	103.7
10	52	Mike Stephenson	107.7	5	Philip House	102.1
11	5	Philip House	106.7	47	Nigel Cox	101.6
12	44	Richard Hardie	106.5	52	Mike Stephenson	101.6
13	54	Tom Bell	105.2	7	Jonathan Lewis	101.0
14	71	Dan Lewis	105.2	44	Richard Hardie	100.7
15	7	Jonathan Lewis	105.0	83	Michael Steele	100.7
16	83	Michael Steele	105.0	71	Dan Lewis	100.1
17	94	Steve Platts	104.9	1	Simon Benoy	99.9
18	1	Simon Benoy	104.7	25	Barry Sime	99.3
19	25	Barry Sime	104.7	55	Rob Wainwright	96.7
20	47	Nigel Cox	104.7	39	Paul Hopkinson	96.0
21	39	Paul Hopkinson	101.2	93	Stuart Kerr	93.4
22	55	Rob Wainwright	100.9	56	Michael Sheraton	93.3
23	56	Michael Sheraton	97.3	81	Ed Glaister	92.2
24	68	John Marsden	91.8	68	John Marsden	91.5
25	93	Stuart Kerr	91.3	89	Adrian Oliver	90.7
26	81	Ed Glaister	87.8	36	Jim Chapman	87.7
27	89	Adrian Oliver	86.0	54	Tom Bell	0.0
28	36	Jim Chapman	81.3	69	Bob Bullen	0.0

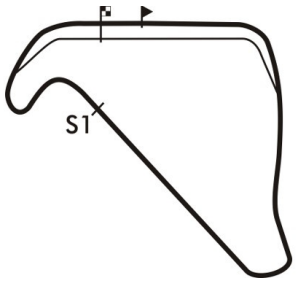

Session Start: 12:08:34 - Finish: 12:20:35
Weather/Track Conditions: Showers/Wet
Circuit: Silverstone National
Track Length: 2.638 Km - 1.6390 miles

Silverstone Finals Historic Race Meeting - 21 - 22 Oct 2017

HSCC/HRSR Historic Touring Cars

Race 9 - Starting Grid

Sheet No:

Start Time : 10:25 - Heat Duration : 15 Minutes

ROW							
14	28	36	Jim Chapman	27	89	Adrian Oliver
13	26	81	Ed Glaister	25	93	Stuart Kerr
12	24	68	John Marsden	23	39	Paul Hopkinson
11	22	52	Mike Stephenson	21	44	Richard Hardie
10	20	56	Michael Sheraton	19	47	Nigel Cox
9	18	55	Rob Wainwright	17	83	Michael Steele
8	16	1	Simon Benoy	15	25	Barry Sime
7	14	5	Philip House	13	157	David Hall
6	12	33	James Fuller	11	69	Bob Bullen
5	10	94	Steve Platts	9	71	Dan Lewis
4	8	73	Robyn Slater	7	54	Tom Bell
3	6	7	Jonathan Lewis	5	67	James Clarke
2	4	57	Jonathan Gomm	3	32	Richard Belcher
1	2	128	Alex Thistlethwayte	1	3	Peter Hallford

Pole Left

Circuit: Silverstone National
Track Length: 2.638 Km - 1.6390 miles

These results are provisional until the conclusion of any judicial and technical matters.

Clerk of the Course:	Timekeeper:	Issued at:
Julian Floyd		

MST

Printed : 21-10-2017 - 12:45

Full results available at www.mstworld.com. Email: timing@mstworld.com

Silverstone Finals Historic Race Meeting - 21 - 22 Oct 2017

HSCC/HRSR Historic Touring Cars

Race 9 - Classification

Sheet No:

POS	NO	DRIVER/S	CLASS	CLASS POS	CAR MAKE / MODEL	TIME	LAPS	GAP	DIFF	MPH	BEST	ON
1	3	Peter Hallford	K1	1	Ford Mustang	15:24.206	13	-- 13 laps		82.99	1:09.409	6
2	128	Alex Thistlethwayte	K1	2	Ford Mustang	15:28.789	13	4.583	4.583	82.58	1:10.668	7
3	32	Richard Belcher	B	1	Ford Lotus Cortina	15:32.961	13	8.755	4.172	82.21	1:10.995	3
4	57	Jonathan Gomm	B	2	BMW 1800	15:34.698	13	10.492	1.737	82.06	1:10.613	12
5	7	Jonathan Lewis	K3	1	Austin Mini Cooper S	15:37.738	13	13.532	3.040	81.80	1:11.410	7
6	5	Philip House	INV	1	Ford Lotus Cortina	15:49.444	13	25.238	11.706	80.78	1:11.852	8
7	54	Tom Bell	I	1	Austin Mini Cooper S	15:49.906	13	25.700	0.462	80.75	1:12.322	3
8	69	Bob Bullen	C	1	Ford Anglia	15:52.824	13	28.618	2.918	80.50	1:11.743	11
9	73	Robyn Slater	C	2	Ford Anglia	15:53.000	13	28.794	0.176	80.49	1:11.543	13
10	33	James Fuller	B	3	Alfa Romeo Guilia Sprint	15:58.146	13	33.940	5.146	80.05	1:11.512	2
11	157	David Hall	K2	1	Ford Lotus Cortina	15:58.754	13	34.548	0.608	80.00	1:12.537	6
12	94	Steve Platts	E	1	Singer Chamois	16:03.715	13	39.509	4.961	79.59	1:12.975	6
13	25	Barry Sime	K3	2	Morris Mini Cooper S	16:04.207	13	40.001	0.492	79.55	1:12.629	3
14	1	Simon Benoy	E	2	Hillman Imp	16:07.373	13	43.167	3.166	79.29	1:13.256	7
15	83	Michael Steele	K2	2	Ford Lotus Cortina	16:10.876	13	46.670	3.503	79.00	1:13.591	4
16	47	Nigel Cox	K2	3	Ford Lotus Cortina	16:22.281	13	58.075	11.405	78.09	1:13.952	13
17	55	Rob Wainwright	E	3	Austin A40	16:22.893	13	58.687	0.612	78.04	1:13.817	13
18	89	Adrian Oliver	E	4	Hillman Imp	16:23.423	13	59.217	0.530	77.99	1:13.628	7
19	52	Mike Stephenson	K2	4	Ford Lotus Cortina	15:24.885	12	-- 12 laps	15.624	76.55	1:15.342	9
20	44	Richard Hardie	K2	5	Ford Lotus Cortina	15:39.027	12	14.142	14.142	75.40	1:15.223	9
21	68	John Marsden	D	1	Austin Mini Cooper S	16:13.026	12	48.141	33.999	72.76	1:18.977	9
22	81	Ed Glaister	I	2	Ford Anglia 100E	16:15.165	12	50.280	2.139	72.61	1:19.835	12
23	93	Stuart Kerr	E	5	Singer Chamois	16:16.939	12	52.054	1.774	72.47	1:19.757	6
		---------- NOT CLASSIFIED ----------										
DNF	56	Michael Sheraton	I		Ford Anglia	14:18.933	11	-- 11 laps		75.56	1:15.981	6
DNF	67	James Clarke	C		Ford Lotus Cortina	11:04.167	9	-- 9 laps --		79.95	1:10.875	7
DNF	39	Paul Hopkinson	C		Alfa Romeo Giulia Sprint	5:56.070	4	-- 4 laps --	1:00.563	66.28	1:18.689	2
DNF	36	Jim Chapman	K1		Chevrolet Corvair	6:18.879	4	22.809	22.809	62.29	1:30.221	2

---------- FASTEST LAP SUMMARY ----------

NO	DRIVER/S	CLASS	CAR MAKE / MODEL	FASTEST LAP	ON	MPH
3	Peter Hallford	K1	Ford Mustang	1:09.409	6	85.01
57	Jonathan Gomm	B	BMW 1800	1:10.613	12	83.56
67	James Clarke	C	Ford Lotus Cortina	1:10.875	7	83.25
7	Jonathan Lewis	K3	Austin Mini Cooper S	1:11.410	7	82.63
5	Philip House	INV	Ford Lotus Cortina	1:11.852	8	82.12
54	Tom Bell	I	Austin Mini Cooper S	1:12.322	3	81.58
157	David Hall	K2	Ford Lotus Cortina	1:12.537	6	81.34
94	Steve Platts	E	Singer Chamois	1:12.975	6	80.85
68	John Marsden	D	Austin Mini Cooper S	1:18.977	9	74.71

Cars 33, 54 - transponders working intermittently, please fix for race 17.

Session Start: 10:19:29 - Finish: 10:34:52
Weather/Track Conditions: Sun/Dry
Circuit: Silverstone National
Track Length: 2.638 Km - 1.6390 miles

These results are provisional until the conclusion of any judicial and technical matters.

Clerk of the Course:	Timekeeper:	Issued at:
Julian Floyd		

MST

Printed : 22-10-2017 - 10:39

Full results available at www.mstworld.com. Email: timing@mstworld.com

Silverstone Finals Historic Race Meeting - 21 - 22 Oct 2017

HSCC/HRSR Historic Touring Cars

Race 9 - Sector Analysis

1	Simon Benoy (E)							Hillman Imp						
lap	Sect-1	Speed	Sect-2	Speed		Laptime	Pit	lap	Sect-1	Speed	Sect-2	Speed		Laptime	Pit
1		102.1	30.717	99.9		1:21.238		8	44.272	99.7	29.831	99.5		1:14.103	
2	44.559	103.6	30.120	100.6		1:14.679		9	43.782	100.6	30.043	99.5		1:13.825	
3	43.193	103.2	30.072	100.4		1:13.265		10	44.028	100.6	29.909	99.3		1:13.937	
4	44.221	100.3	29.877	99.9		1:14.098		11	43.760	99.7	29.945	99.6		1:13.705	
5	43.727	101.4	29.536	100.4		1:13.263		12	44.311	99.3	29.914	99.0		1:14.225	
6	43.585	101.7	29.844	99.6		1:13.429		13	44.314	98.8	30.036	98.5		1:14.350	
7	43.832	99.1	29.424	99.9		1:13.256		14							

3	Peter Hallford (K1)							Ford Mustang						
lap	Sect-1	Speed	Sect-2	Speed		Laptime	Pit	lap	Sect-1	Speed	Sect-2	Speed		Laptime	Pit
1		111.7	29.362	115.8		1:14.729		8	42.208	114.9	29.442	113.4		1:11.650	
2	41.476	116.7	29.541	114.6		1:11.017		9	41.796	114.7	29.539	113.4		1:11.335	
3	41.329	116.7	29.253	114.8		1:10.582		10	41.399	109.7	29.823	112.4		1:11.222	
4	40.618	117.1	29.108	114.2		1:09.726		11	41.668	110.0	29.809	112.6		1:11.477	
5	41.087	115.5	29.126	113.6		1:10.213		12	42.002	106.4	29.705	113.0		1:11.707	
6	40.489	118.8	28.920	113.2		1:09.409		13	41.588	111.5	29.594	110.0		1:11.182	
7	40.841	117.9	29.116	112.8		1:09.957		14							

5	Philip House (INV)							Ford Lotus Cortina						
lap	Sect-1	Speed	Sect-2	Speed		Laptime	Pit	lap	Sect-1	Speed	Sect-2	Speed		Laptime	Pit
1		107.5	30.215	103.4		1:19.756		8	42.685	107.4	29.167	103.6		1:11.852	
2	42.887	108.9	30.165	104.4		1:13.052		9	43.061	106.7	29.362	103.2		1:12.423	
3	42.762	109.3	29.636	104.7		1:12.398		10	43.222	105.4	29.720	101.3		1:12.942	
4	42.843	107.5	29.767	102.6		1:12.610		11	43.043	105.7	29.497	102.0		1:12.540	
5	42.647	106.7	29.765	101.5		1:12.412		12	43.067	105.4	29.520	101.5		1:12.587	
6	42.883	106.2	29.172	102.3		1:12.055		13	43.166	104.7	29.576	99.9		1:12.742	
7	42.685	105.8	29.390	102.6		1:12.075		14							

7	Jonathan Lewis (K3)							Austin Mini Cooper S						
lap	Sect-1	Speed	Sect-2	Speed		Laptime	Pit	lap	Sect-1	Speed	Sect-2	Speed		Laptime	Pit
1		102.8	29.641	100.4		1:16.757		8	42.531	104.5	29.044	101.0		1:11.575	
2	42.499	104.0	29.263	100.4		1:11.762		9	42.648	103.4	29.161	101.2		1:11.809	
3	42.795	102.9	29.066	101.2		1:11.861		10	42.352	104.9	29.136	100.9		1:11.488	
4	42.735	101.8	29.269	100.3		1:12.004		11	42.631	104.5	29.163	100.1		1:11.794	
5	43.195	104.2	28.995	101.3		1:12.190		12	42.489	104.4	29.107	100.9		1:11.596	
6	42.416	105.8	29.460	101.5		1:11.876		13	42.389	106.9	29.227	99.8		1:11.616	
7	42.164	104.7	29.246	100.3		1:11.410		14							

25	Barry Sime (K3)							Morris Mini Cooper S						
lap	Sect-1	Speed	Sect-2	Speed		Laptime	Pit	lap	Sect-1	Speed	Sect-2	Speed		Laptime	Pit
1		103.9	29.813	98.6		1:20.707		8	44.236	98.3	29.830	99.3		1:14.066	
2	44.304	102.1	29.568	98.6		1:13.872		9	43.427	98.8	29.479	98.7		1:12.906	
3	43.137	101.8	29.492	98.9		1:12.629		10	44.359	99.3	30.096	99.8		1:14.455	
4	43.459	101.1	29.551	98.7		1:13.010		11	43.752	98.0	29.651	98.0		1:13.403	
5	43.399	102.1	29.498	98.2		1:12.897		12	43.977	97.8	29.617	97.7		1:13.594	
6	43.268	102.8	29.987	99.2		1:13.255		13	44.701	102.0	30.315	98.6		1:15.016	
7	44.416	98.4	29.981	99.0		1:14.397		14							

32	Richard Belcher (B)							Ford Lotus Cortina						
lap	Sect-1	Speed	Sect-2	Speed		Laptime	Pit	lap	Sect-1	Speed	Sect-2	Speed		Laptime	Pit
1		112.2	29.822	108.2		1:15.516		8	41.935	113.2	29.416	109.2		1:11.351	
2	41.814	110.4	29.472	108.5		1:11.286		9	41.933	110.2	29.612	108.3		1:11.545	
3	41.516	115.5	29.479	110.2		1:10.995		10	41.848	112.6	29.756	107.8		1:11.604	
4	41.871	110.7	30.247	109.1		1:12.118		11	42.094	111.3	29.823	108.5		1:11.917	
5	42.010	110.0	29.549	108.2		1:11.559		12	41.975	114.5	29.101	108.0		1:11.076	
6	41.635	110.2	29.512	108.3		1:11.147		13	41.688	113.2	29.666	107.3		1:11.354	
7	41.769	108.4	29.724	108.2		1:11.493		14							

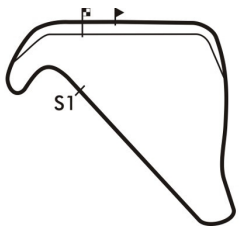

Session Start: 10:19:29 - Finish: 10:34:52
Weather/Track Conditions: Sun/Dry
Circuit: Silverstone National
Track Length: 2.638 Km - 1.6390 miles

Silverstone Finals Historic Race Meeting - 21 - 22 Oct 2017

HSCC/HRSR Historic Touring Cars

Race 9 - Sector Analysis

33	James Fuller (B)							Alfa Romeo Guilia Sprint						
lap	Sect-1	Speed	Sect-2	Speed		Laptime	Pit	lap	Sect-1	Speed	Sect-2	Speed		Laptime	Pit
1						1:19.569		8						1:13.678	
2						1:11.512		9						1:11.695	
3						1:13.148		10						1:14.308	
4						1:13.781		11						1:13.373	
5						1:13.979		12						1:13.377	
6						1:13.429		13						1:12.806	
7						1:13.491		14							

36	Jim Chapman (K1)							Chevrolet Corvair						
lap	Sect-1	Speed	Sect-2	Speed		Laptime	Pit	lap	Sect-1	Speed	Sect-2	Speed		Laptime	Pit
1		73.7	36.125	73.4		1:41.583		3	54.742	73.7	35.617	72.7		1:30.359	
2	54.965	72.5	35.256	74.2		1:30.221		4	55.813	74.8				1:36.716	

39	Paul Hopkinson (C)							Alfa Romeo Giulia Sprint GT						
lap	Sect-1	Speed	Sect-2	Speed		Laptime	Pit	lap	Sect-1	Speed	Sect-2	Speed		Laptime	Pit
1		100.8	32.761	95.6		1:27.036		3	50.802	84.7	34.743	84.5		1:25.545	
2	45.722	101.5	32.967	86.2		1:18.689		4	52.692	61.6				1:44.800	

44	Richard Hardie (K2)							Ford Lotus Cortina						
lap	Sect-1	Speed	Sect-2	Speed		Laptime	Pit	lap	Sect-1	Speed	Sect-2	Speed		Laptime	Pit
1		105.8	32.148	99.9		1:25.918		7	45.385	102.6	31.207	100.9		1:16.592	
2	45.259	102.9	30.961	102.1		1:16.220		8	45.223	103.2	30.771	99.2		1:15.994	
3	45.822	102.8	30.963	100.6		1:16.785		9	44.475	103.9	30.748	101.0		1:15.223	
4	46.437	101.5	31.496	101.5		1:17.933		10	55.506	97.7	30.963	99.5		1:26.469	
5	45.388	93.9	32.081	100.3		1:17.469		11	46.951	102.1	31.611	101.5		1:18.562	
6	44.913	103.7	31.203	101.3		1:16.116		12	44.976	104.9	30.770	101.3		1:15.746	

47	Nigel Cox (K2)							Ford Lotus Cortina						
lap	Sect-1	Speed	Sect-2	Speed		Laptime	Pit	lap	Sect-1	Speed	Sect-2	Speed		Laptime	Pit
1		102.9	31.476	100.3		1:23.285		8	44.132	103.2	31.013	98.5		1:15.145	
2	44.383	104.2	31.268	101.6		1:15.651		9	45.210	103.9	30.528	101.0		1:15.738	
3	44.296	101.5	31.250	101.2		1:15.546		10	43.619	103.1	30.915	102.1		1:14.534	
4	44.012	102.9	31.204	100.3		1:15.216		11	44.118	101.7	30.413	101.2		1:14.531	
5	43.412	104.0	30.981	102.4		1:14.393		12	43.446	103.9	30.748	101.5		1:14.194	
6	43.798	104.4	31.179	99.6		1:14.977		13	43.416	103.6	30.536	100.6		1:13.952	
7	43.774	103.9	31.345	98.3		1:15.119		14							

52	Mike Stephenson (K2)							Ford Lotus Cortina						
lap	Sect-1	Speed	Sect-2	Speed		Laptime	Pit	lap	Sect-1	Speed	Sect-2	Speed		Laptime	Pit
1		102.6	33.121	98.9		1:26.245		7	45.296	104.0	31.404	98.2		1:16.700	
2	45.671	102.9	31.800	103.2		1:17.471		8	44.797	104.4	31.003	102.9		1:15.800	
3	44.695	95.7	32.064	106.1		1:16.759		9	43.809	105.2	31.533	100.6		1:15.342	
4	45.153	95.2	31.614	103.4		1:16.767		10	44.443	101.7	31.773	102.3		1:16.216	
5	44.815	96.7	31.281	105.6		1:16.096		11	44.271	107.4	31.239	100.1		1:15.510	
6	44.609	101.4	31.058	105.2		1:15.667		12	44.293	102.6	32.019	96.3		1:16.312	

54	Tom Bell (I)							Austin Mini Cooper S						
lap	Sect-1	Speed	Sect-2	Speed		Laptime	Pit	lap	Sect-1	Speed	Sect-2	Speed		Laptime	Pit
1		101.1	30.300			1:17.984		8	43.369	99.6	29.352			1:12.721	
2	43.615	104.0	29.041			1:12.656		9	43.423	99.0	29.475			1:12.898	
3	43.281	101.7	29.041			1:12.322		10	43.717	100.8	29.692			1:13.409	
4	43.191	99.7	29.158			1:12.349		11	43.259	102.6	29.541			1:12.800	
5	43.357	103.2	29.022			1:12.379		12	42.948	103.2	29.556			1:12.504	
6	43.275	101.2	29.285			1:12.560		13	43.070	100.9	29.491			1:12.561	
7	43.305	99.4	29.458			1:12.763		14							

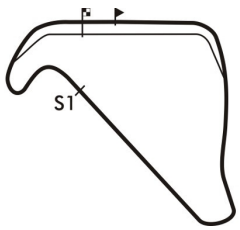

Session Start: 10:19:29 - Finish: 10:34:52
Weather/Track Conditions: Sun/Dry
Circuit: Silverstone National
Track Length: 2.638 Km - 1.6390 miles

Silverstone Finals Historic Race Meeting - 21 - 22 Oct 2017

HSCC/HRSR Historic Touring Cars

Race 9 - Sector Analysis

55 Rob Wainwright (E) — Austin A40

lap	Sect-1	Speed	Sect-2	Speed		Laptime	Pit	lap	Sect-1	Speed	Sect-2	Speed		Laptime	Pit
1		99.4	31.018	94.9		1:23.169		8	44.675	95.7	30.388	95.0		1:15.063	
2	45.763	97.1	30.823	94.9		1:16.586		9	46.533	98.5	30.372	96.9		1:16.905	
3	44.883	96.4	30.519	95.3		1:15.402		10	43.593	100.0	30.424	96.3		1:14.017	
4	44.497	96.6	30.615	92.6		1:15.112		11	44.752	97.5	30.046	96.4		1:14.798	
5	44.362	96.7	30.280	93.8		1:14.642		12	43.925	97.1	30.245	96.4		1:14.170	
6	44.166	97.0	30.355	96.0		1:14.521		13	43.735	96.7	30.082	96.4		1:13.817	
7	44.235	97.3	30.456	94.6		1:14.691		14							

56 Michael Sheraton (I) — Ford Anglia

lap	Sect-1	Speed	Sect-2	Speed		Laptime	Pit	lap	Sect-1	Speed	Sect-2	Speed		Laptime	Pit
1		94.4	31.670	92.4		1:25.446		7	45.886	93.3	31.129	92.2		1:17.015	
2	45.598	94.4	30.666	93.4		1:16.264		8	46.674	94.0	30.690	93.3		1:17.364	
3	47.378	93.9	30.879	94.0		1:18.257		9	47.455	93.7	30.677	92.8		1:18.132	
4	45.268	93.9	30.795	92.8		1:16.063		10	45.567	92.7	30.499	93.0		1:16.066	
5	45.556	94.3	30.917	92.4		1:16.473		11	45.316	93.1				1:21.872	
6	45.294	94.5	30.687	92.6		1:15.981		12							

57 Jonathan Gomm (B) — BMW 1800

lap	Sect-1	Speed	Sect-2	Speed		Laptime	Pit	lap	Sect-1	Speed	Sect-2	Speed		Laptime	Pit
1		112.8	30.038	106.9		1:17.439		8	42.248	111.3	29.135	105.7		1:11.383	
2	43.420	111.8	28.856	108.5		1:12.276		9	42.923	110.9	28.860	105.9		1:11.783	
3	42.344	108.8	29.073	107.3		1:11.417		10	42.141	110.4	29.323	106.1		1:11.464	
4	42.235	107.4	29.231	107.1		1:11.466		11	42.277	110.6	29.082	108.0		1:11.359	
5	42.030	111.5	29.230	105.7		1:11.260		12	41.532	111.7	29.081	104.1		1:10.613	
6	42.496	109.7	29.386	105.6		1:11.882		13	42.427	110.9	28.727	106.9		1:11.154	
7	41.885	109.1	29.317	107.1		1:11.202		14							

67 James Clarke (C) — Ford Lotus Cortina

lap	Sect-1	Speed	Sect-2	Speed		Laptime	Pit	lap	Sect-1	Speed	Sect-2	Speed		Laptime	Pit
1		108.1	30.442	104.9		1:19.130		6	42.045	107.5	29.004	104.1		1:11.049	
2	42.880	104.5	30.071	105.9		1:12.951		7	41.962	107.9	28.913	104.6		1:10.875	
3	43.065	108.6	29.071	104.7		1:12.136		8	42.029	109.5	28.888	104.7		1:10.917	
4	42.217	108.2	29.073	104.9		1:11.290		9	51.180	85.1				1:24.298	
5	42.534	107.0	28.987	103.9		1:11.521		10							

68 John Marsden (D) — Austin Mini Cooper S

lap	Sect-1	Speed	Sect-2	Speed		Laptime	Pit	lap	Sect-1	Speed	Sect-2	Speed		Laptime	Pit
1		89.8	31.784	91.9		1:29.338		7	48.477	90.0	32.152	91.1		1:20.629	
2	47.461	84.0	32.572	93.8		1:20.033		8	50.366	84.8	32.443	94.0		1:22.809	
3	48.097	83.3	33.488	95.3		1:21.585		9	47.176	91.8	31.801	94.9		1:18.977	
4	48.165	93.9	32.198	92.6		1:20.363		10	47.544	93.2	32.416	93.8		1:19.960	
5	47.807	90.6	31.857	93.7		1:19.664		11	48.195	90.6	32.484	93.0		1:20.679	
6	48.121	91.6	31.878	94.0		1:19.999		12	47.071	93.9	31.919	91.5		1:18.990	

69 Bob Bullen (C) — Ford Anglia

lap	Sect-1	Speed	Sect-2	Speed		Laptime	Pit	lap	Sect-1	Speed	Sect-2	Speed		Laptime	Pit
1		105.5	30.289			1:18.650		8	42.929	105.2	29.841			1:12.770	
2	43.135	105.7	30.030			1:13.165		9	42.747	105.0	29.637			1:12.384	
3	43.372	103.1	30.542			1:13.914		10	42.584	106.0	29.910			1:12.494	
4	42.592	107.0	30.121			1:12.713		11	42.257	105.8	29.486			1:11.743	
5	42.223	107.9	31.139	102.3		1:13.362		12	42.310	106.0	29.671			1:11.981	
6	42.950	101.4	30.964	102.9		1:13.914		13	42.376	106.0	29.949	103.4		1:12.325	
7	42.694	106.2	30.715			1:13.409		14							

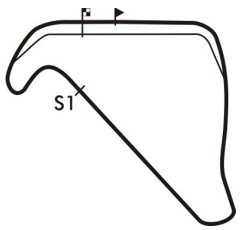

Session Start: 10:19:29 - Finish: 10:34:52
Weather/Track Conditions: Sun/Dry
Circuit: Silverstone National
Track Length: 2.638 Km - 1.6390 miles

Silverstone Finals Historic Race Meeting - 21 - 22 Oct 2017

HSCC/HRSR Historic Touring Cars

Race 9 - Sector Analysis

73	Robyn Slater (C)							Ford Anglia							
lap	Sect-1	Speed	Sect-2	Speed			Laptime	Pit	lap	Sect-1	Speed	Sect-2	Speed		Laptime	Pit
1		103.6	30.732	105.2			1:18.941		8	42.703	109.3	30.361	107.1		1:13.064	
2	43.426	110.2	30.115	106.9			1:13.541		9	42.276	109.7	30.107	107.5		1:12.383	
3	42.939	105.2	30.750	104.6			1:13.689		10	42.502	110.0	29.481	106.9		1:11.983	
4	42.503	101.8	30.460	106.8			1:12.963		11	42.917	107.7	29.477	106.8		1:12.394	
5	42.884	108.9	30.155	103.2			1:13.039		12	42.122	109.1	29.509	107.8		1:11.631	
6	42.965	107.2	31.342	99.9			1:14.307		13	41.973	109.3	29.570	107.3		1:11.543	
7	43.633	105.7	29.889	107.1			1:13.522		14							

81	Ed Glaister (I)							Ford Anglia 100E							
lap	Sect-1	Speed	Sect-2	Speed			Laptime	Pit	lap	Sect-1	Speed	Sect-2	Speed		Laptime	Pit
1				93.0			1:28.536		7	47.791	92.6	32.248	93.2		1:20.039	
2				93.0			1:20.150		8				91.5		1:21.888	
3				91.9			1:20.761		9	48.025	91.4	32.169	93.2		1:20.194	
4				92.2			1:21.592		10	47.851	93.3	32.259	92.5		1:20.110	
5	49.148	93.2	32.045	92.4			1:21.193		11				92.8		1:20.594	
6	48.305	93.6	31.968	92.5			1:20.273		12	47.788	93.6	32.047	92.2		1:19.835	

83	Michael Steele (K2)							Ford Lotus Cortina							
lap	Sect-1	Speed	Sect-2	Speed			Laptime	Pit	lap	Sect-1	Speed	Sect-2	Speed		Laptime	Pit
1		103.2	30.937	101.3			1:22.111		8	43.603	103.6	30.123	102.0		1:13.726	
2	44.406	105.0	31.081	102.0			1:15.487		9	43.277	104.2	30.319	101.6		1:13.596	
3	44.023	103.9	30.628	101.3			1:14.651		10	43.826	104.0	30.263	101.5		1:14.089	
4	43.382	104.4	30.209	101.2			1:13.591		11	43.882	102.6	30.091	101.5		1:13.973	
5	43.869	104.4	30.072	101.8			1:13.941		12	43.896	103.1	30.228	102.0		1:14.124	
6	43.743	104.2	30.270	101.8			1:14.013		13	43.786	103.4	30.193	102.1		1:13.979	
7	43.530	103.9	30.065	101.3			1:13.595		14							

89	Adrian Oliver (E)							Hillman Imp							
lap	Sect-1	Speed	Sect-2	Speed			Laptime	Pit	lap	Sect-1	Speed	Sect-2	Speed		Laptime	Pit
1		102.5	31.764	96.6			1:26.480		8	43.719	103.4	30.864	99.5		1:14.583	
2	45.479	103.4	30.660	99.6			1:16.139		9	45.806	102.8	30.424	99.5		1:16.230	
3	45.362	102.0	30.450	98.7			1:15.812		10	43.437	104.4	31.169	99.3		1:14.606	
4	44.459	101.7	30.582	98.3			1:15.041		11	44.493	98.1	30.523	99.6		1:15.016	
5	43.647	103.7	30.115	98.9			1:13.762		12	43.661	104.4	30.203	98.3		1:13.864	
6	43.758	103.7	30.342	99.6			1:14.100		13	43.578	104.4	30.584	98.9		1:14.162	
7	43.258	103.9	30.370	100.1			1:13.628		14							

93	Stuart Kerr (E)							Singer Chamois							
lap	Sect-1	Speed	Sect-2	Speed			Laptime	Pit	lap	Sect-1	Speed	Sect-2	Speed		Laptime	Pit
1		96.8	32.134	96.0			1:27.377		7	48.326	91.2	32.444	89.7		1:20.770	
2	47.854	92.7	32.756	93.3			1:20.610		8	48.710	88.0	32.481	93.8		1:21.191	
3	49.081	86.8	33.398	93.0			1:22.479		9	48.245	97.1	32.085	94.8		1:20.330	
4	48.414	91.6	33.012	94.1			1:21.426		10	48.196	94.1	32.668	93.0		1:20.864	
5	48.529	90.0	32.641	94.6			1:21.170		11	48.393	87.8	32.395	93.8		1:20.788	
6	47.867	91.6	31.890	94.9			1:19.757		12	47.367	94.1	32.810	88.5		1:20.177	

94	Steve Platts (E)							Singer Chamois							
lap	Sect-1	Speed	Sect-2	Speed			Laptime	Pit	lap	Sect-1	Speed	Sect-2	Speed		Laptime	Pit
1		98.7	30.933	100.6			1:19.680		8	43.612	103.4	30.047	100.1		1:13.659	
2	44.033	103.9	29.853	100.4			1:13.886		9	43.311	103.6	29.667	100.9		1:12.978	
3	44.040	102.8	29.926	100.6			1:13.966		10	44.158	102.3	29.902	99.3		1:14.060	
4	43.754	104.4	30.027	99.5			1:13.781		11	43.893	102.3	29.944	99.3		1:13.837	
5	44.351	104.0	29.621	100.3			1:13.972		12	43.822	100.6	29.592	99.3		1:13.414	
6	43.284	103.7	29.691	100.1			1:12.975		13	44.499	100.5	29.902	98.6		1:14.401	
7	43.129	104.9	29.977	100.6			1:13.106		14							

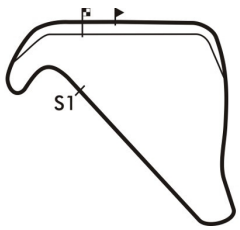

Session Start: 10:19:29 - Finish: 10:34:52
Weather/Track Conditions: Sun/Dry
Circuit: Silverstone National
Track Length: 2.638 Km - 1.6390 miles

Silverstone Finals Historic Race Meeting - 21 - 22 Oct 2017

HSCC/HRSR Historic Touring Cars

Race 9 - Sector Analysis

128	Alex Thistlethwayte (K1)							Ford Mustang						
lap	Sect-1	Speed	Sect-2	Speed		Laptime	Pit	lap	Sect-1	Speed	Sect-2	Speed		Laptime	Pit
1		114.5	29.285	113.0		1:14.616		8	42.038	114.7	29.215	111.8		1:11.253	
2	41.774	114.5	28.973	113.2		1:10.747		9	42.317	115.7	29.351	112.6		1:11.668	
3	42.574	118.1	29.451	113.2		1:12.025		10	41.997	119.8	29.240	112.2		1:11.237	
4	42.678	112.6	29.343	112.8		1:12.021		11	41.738	119.4	29.239	113.0		1:10.977	
5	41.541	120.1	29.161	113.0		1:10.702		12	41.599	120.7	29.229	113.0		1:10.828	
6	41.615	114.7	29.500	111.5		1:11.115		13	41.688	119.2	29.244	111.1		1:10.932	
7	41.384	115.7	29.284	112.8		1:10.668		14							

157	David Hall (K2)							Ford Lotus Cortina						
lap	Sect-1	Speed	Sect-2	Speed		Laptime	Pit	lap	Sect-1	Speed	Sect-2	Speed		Laptime	Pit
1		104.0	30.793	102.4		1:20.729		8	43.744	108.2	29.538	104.2		1:13.282	
2	44.583	105.0	30.032	104.1		1:14.615		9	42.961	107.7	29.706	103.9		1:12.667	
3	43.108	106.5	30.155	104.1		1:13.263		10	43.033	107.7	29.756	103.6		1:12.789	
4	43.085	108.9	29.894	104.4		1:12.979		11	42.806	108.2	30.133	103.2		1:12.939	
5	43.557	107.7	29.492	103.9		1:13.049		12	43.017	107.5	30.205	103.4		1:13.222	
6	42.955	108.2	29.582	104.7		1:12.537		13	43.328	106.7	29.651	103.7		1:12.979	
7	43.456	108.4	30.248	101.0		1:13.704		14							

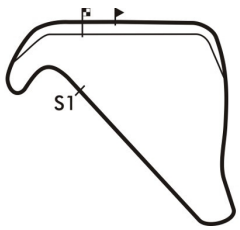

Session Start: 10:19:29 - Finish: 10:34:52
Weather/Track Conditions: Sun/Dry
Circuit: Silverstone National
Track Length: 2.638 Km - 1.6390 miles

Silverstone Finals Historic Race Meeting - 21 - 22 Oct 2017

HSCC/HRSR Historic Touring Cars

Race 9 - Best Sector Times

	SECTOR 1			SECTOR 2		
	NO	TIME	LAP	NO	TIME	LAP
1	3	40.489	6	57	28.727	13
2	128	41.384	7	67	28.888	8
3	32	41.516	3	3	28.920	6
4	57	41.532	12	128	28.973	2
5	67	41.962	7	7	28.995	5
6	73	41.973	13	54	29.022	5
7	7	42.164	7	32	29.101	12
8	69	42.223	5	5	29.167	8
9	5	42.647	5	1	29.424	7
10	157	42.806	11	73	29.477	11
11	54	42.948	12	25	29.479	9
12	94	43.129	7	69	29.486	11
13	25	43.137	3	157	29.492	5
14	1	43.193	3	94	29.592	12
15	89	43.258	7	55	30.046	11
16	83	43.277	9	83	30.065	7
17	47	43.412	5	89	30.115	5
18	55	43.593	10	47	30.413	11
19	52	43.809	9	56	30.499	10
20	44	44.475	9	44	30.748	9
21	56	45.268	4	52	31.003	8
22	39	45.722	2	68	31.784	1
23	68	47.071	12	93	31.890	6
24	93	47.367	12	81	31.968	6
25	81	47.788	12	39	32.761	1
26	36	54.742	3	36	35.256	2
27	33			33		

IDEAL / BEST LAP COMPARISON

NO	NAME	BEST	IN	IDEAL	DIFF
3	Peter Hallford	1:09.409	6	1:09.409	+0.000
57	Jonathan Gomm	1:10.613	12	1:10.259	+0.354
128	Alex Thistlethwayte	1:10.668	7	1:10.357	+0.311
32	Richard Belcher	1:10.995	3	1:10.617	+0.378
7	Jonathan Lewis	1:11.410	7	1:11.159	+0.251
33	James Fuller	1:11.512	2		+
73	Robyn Slater	1:11.543	13	1:11.450	+0.093
69	Bob Bullen	1:11.743	11	1:11.709	+0.034
5	Philip House	1:11.852	8	1:11.814	+0.038
54	Tom Bell	1:12.322	3	1:11.970	+0.352
157	David Hall	1:12.537	6	1:12.298	+0.239
25	Barry Sime	1:12.629	3	1:12.616	+0.013
94	Steve Platts	1:12.975	6	1:12.721	+0.254
1	Simon Benoy	1:13.256	7	1:12.617	+0.639
83	Michael Steele	1:13.591	4	1:13.342	+0.249
89	Adrian Oliver	1:13.628	7	1:13.373	+0.255
55	Rob Wainwright	1:13.817	13	1:13.639	+0.178
47	Nigel Cox	1:13.952	13	1:13.825	+0.127
44	Richard Hardie	1:15.223	9	1:15.223	+0.000
52	Mike Stephenson	1:15.342	9	1:14.812	+0.530
68	John Marsden	1:18.977	9	1:18.855	+0.122
93	Stuart Kerr	1:19.757	6	1:19.257	+0.500
81	Ed Glaister	1:19.835	12	1:19.756	+0.079
67	James Clarke	1:10.875	7	1:10.850	+0.025
56	Michael Sheraton	1:15.981	6	1:15.767	+0.214
39	Paul Hopkinson	1:18.689	2	1:18.483	+0.206
36	Jim Chapman	1:30.221	2	1:29.998	+0.223

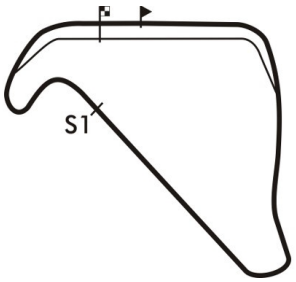

Session Start: 10:19:29 - Finish: 10:34:52
Weather/Track Conditions: Sun/Dry
Circuit: Silverstone National
Track Length: 2.638 Km - 1.6390 miles

Silverstone Finals Historic Race Meeting - 21 - 22 Oct 2017

HSCC/HRSR Historic Touring Cars

Race 9 - Best Sector Speeds

	NO	SECTOR 1	MPH	NO	SECTOR 2	MPH
1	128	Alex Thistlethwayte	120.7	3	Peter Hallford	115.8
2	3	Peter Hallford	118.8	128	Alex Thistlethwayte	113.2
3	32	Richard Belcher	115.5	32	Richard Belcher	110.2
4	57	Jonathan Gomm	112.8	57	Jonathan Gomm	108.5
5	73	Robyn Slater	110.2	73	Robyn Slater	107.8
6	67	James Clarke	109.5	52	Mike Stephenson	106.1
7	5	Philip House	109.3	67	James Clarke	105.9
8	157	David Hall	108.9	5	Philip House	104.7
9	69	Bob Bullen	107.9	157	David Hall	104.7
10	52	Mike Stephenson	107.4	69	Bob Bullen	103.4
11	7	Jonathan Lewis	106.9	47	Nigel Cox	102.4
12	44	Richard Hardie	105.8	44	Richard Hardie	102.1
13	83	Michael Steele	105.0	83	Michael Steele	102.1
14	94	Steve Platts	104.9	7	Jonathan Lewis	101.5
15	47	Nigel Cox	104.4	94	Steve Platts	100.9
16	89	Adrian Oliver	104.4	1	Simon Benoy	100.6
17	54	Tom Bell	104.0	89	Adrian Oliver	100.1
18	25	Barry Sime	103.9	25	Barry Sime	99.8
19	1	Simon Benoy	103.6	55	Rob Wainwright	96.9
20	39	Paul Hopkinson	101.5	93	Stuart Kerr	96.0
21	55	Rob Wainwright	100.0	39	Paul Hopkinson	95.6
22	93	Stuart Kerr	97.1	68	John Marsden	95.3
23	56	Michael Sheraton	94.5	56	Michael Sheraton	94.0
24	68	John Marsden	93.9	81	Ed Glaister	93.2
25	81	Ed Glaister	93.6	36	Jim Chapman	74.2
26	36	Jim Chapman	74.8	33	James Fuller	0.0
27	33	James Fuller	0.0	54	Tom Bell	0.0

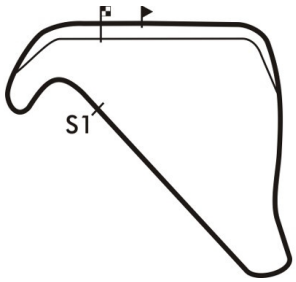

Session Start: 10:19:29 - Finish: 10:34:52
Weather/Track Conditions: Sun/Dry
Circuit: Silverstone National
Track Length: 2.638 Km - 1.6390 miles

Silverstone Finals Historic Race Meeting - 21 - 22 Oct 2017

HSCC/HRSR Historic Touring Cars

Race 9 - Lap Chart

Lap 1			Lap 2			Lap 3			Lap 4			Lap 5			Lap 6		
NO	Behind	Laptime	NO	Behind	Laptime	NO	Behind	Laptime	NO	Behind	Laptime	NO	Behind	Laptime	NO	Behind	Laptime
128		1:14.616	128		1:10.747	3		1:10.582	3		1:09.726	3		1:10.213	3		1:09.409
3	0.113	1:14.729	3	0.383	1:11.017	128	1.060	1:12.025	128	3.355	1:12.021	128	3.844	1:10.702	128	5.550	1:11.115
32	0.900	1:15.516	32	1.439	1:11.286	32	1.469	1:10.995	32	3.861	1:12.118	32	5.207	1:11.559	32	6.945	1:11.147
7	2.141	1:16.757	7	3.156	1:11.762	7	4.052	1:11.861	7	6.330	1:12.004	57	7.591	1:11.260	57	10.064	1:11.882
57	2.823	1:17.439	57	4.352	1:12.276	57	4.804	1:11.417	57	6.544	1:11.466	7	8.307	1:12.190	7	10.774	1:11.876
54	3.368	1:17.984	54	5.277	1:12.656	54	6.634	1:12.322	54	9.257	1:12.349	67	10.761	1:11.521	67	12.401	1:11.049
69	4.034	1:18.650	33	5.718	1:11.512	67	7.889	1:12.136	67	9.453	1:11.290	54	11.423	1:12.379	54	14.574	1:12.560
73	4.325	1:18.941	69	6.452	1:13.165	33	7.901	1:13.148	5	11.762	1:12.610	5	13.961	1:12.412	5	16.607	1:12.055
67	4.514	1:19.130	67	6.718	1:12.951	5	8.878	1:12.398	33	11.956	1:13.781	69	15.537	1:13.362	33	19.742	1:13.429
33	4.953	1:19.569	73	7.119	1:13.541	69	9.401	1:13.914	69	12.388	1:12.713	33	15.722	1:13.979	69	20.042	1:13.914
94	5.064	1:19.680	5	7.445	1:13.052	73	9.843	1:13.689	73	13.080	1:12.963	73	15.906	1:13.039	25	20.694	1:13.255
5	5.140	1:19.756	94	8.203	1:13.886	25	10.880	1:12.629	25	14.164	1:13.010	25	16.848	1:12.897	73	20.804	1:14.307
25	6.091	1:20.707	25	9.216	1:13.872	94	11.204	1:13.966	94	15.259	1:13.781	157	18.368	1:13.049	157	21.496	1:12.537
157	6.113	1:20.729	157	9.981	1:14.615	157	12.279	1:13.263	157	15.532	1:12.979	94	19.018	1:13.972	94	22.584	1:12.975
1	6.622	1:21.238	1	10.554	1:14.679	1	12.854	1:13.265	1	17.226	1:14.098	1	20.276	1:13.263	1	24.296	1:13.429
83	7.495	1:22.111	83	12.235	1:15.487	83	15.921	1:14.651	83	19.786	1:13.591	36	1 LAP	1:36.716	83	28.118	1:14.013
55	8.553	1:23.169	47	13.573	1:15.651	47	18.154	1:15.546	47	23.644	1:15.216	83	23.514	1:13.941	47	33.392	1:14.977
47	8.669	1:23.285	55	14.392	1:16.586	55	18.829	1:15.402	55	24.215	1:15.112	47	27.824	1:14.393	55	33.756	1:14.521
56	10.830	1:25.446	56	16.347	1:16.264	89	22.103	1:15.812	89	27.418	1:15.041	55	28.644	1:14.642	89	35.658	1:14.100
44	11.302	1:25.918	44	16.775	1:16.220	44	22.595	1:16.785	56	29.976	1:16.063	89	30.967	1:13.762	56	42.808	1:15.981
52	11.629	1:26.245	89	17.256	1:16.139	56	23.639	1:18.257	44	30.802	1:17.933	56	36.236	1:16.473	52	43.329	1:15.667
89	11.864	1:26.480	52	18.353	1:17.471	52	24.147	1:16.759	52	31.188	1:16.767	52	37.071	1:16.096	44	44.765	1:16.116
39	12.420	1:27.036	39	20.362	1:18.689	81	33.119	1:20.761	81	44.985	1:21.592	44	38.058	1:17.469	68	1:05.306	1:19.999
93	12.761	1:27.377	93	22.624	1:20.610	93	34.138	1:22.479	68	45.265	1:20.363	68	54.716	1:19.664	81	1:06.829	1:20.273
81	13.920	1:28.536	81	23.323	1:20.150	68	34.628	1:21.585	93	45.838	1:21.426	81	55.965	1:21.193	93	1:07.143	1:19.757
68	14.722	1:29.338	68	24.008	1:20.033	39	34.942	1:25.545	39	1:10.016	1:44.800	93	56.795	1:21.170			
36	26.967	1:41.583	36	46.441	1:30.221	36	1:05.835	1:30.359									

Session Start: 10:19:29 - Finish: 10:34:52
Weather/Track Conditions: Sun/Dry
Circuit: Silverstone National
Track Length: 2.638 Km - 1.6390 miles

Silverstone Finals Historic Race Meeting - 21 - 22 Oct 2017

HSCC/HRSR Historic Touring Cars

Race 9 - Lap Chart

Lap 7			Lap 8			Lap 9			Lap 10			Lap 11			Lap 12		
NO	Behind	Laptime	NO	Behind	Laptime	NO	Behind	Laptime	NO	Behind	Laptime	NO	Behind	Laptime	NO	Behind	Laptime
3		1:09.957	3		1:11.650	3		1:11.335	3		1:11.222	3		1:11.477	3		1:11.707
128	6.261	1:10.668	68	1 LAP	1:20.629	128	6.197	1:11.668	128	6.212	1:11.237	44	1 LAP	1:26.469	128	4.833	1:10.828
32	8.481	1:11.493	81	1 LAP	1:20.039	32	8.392	1:11.545	32	8.774	1:11.604	128	5.712	1:10.977	56	1 LAP	1:21.872
57	11.309	1:11.202	128	5.864	1:11.253	57	11.490	1:11.783	57	11.732	1:11.464	32	9.214	1:11.917	32	8.583	1:11.076
7	12.227	1:11.410	93	1 LAP	1:20.770	7	12.626	1:11.809	7	12.892	1:11.488	57	11.614	1:11.359	44	1 LAP	1:18.562
67	13.319	1:10.875	32	8.182	1:11.351	68	1 LAP	1:22.809	5	21.735	1:12.942	7	13.209	1:11.794	57	10.520	1:10.613
54	17.380	1:12.763	57	11.042	1:11.383	81	1 LAP	1:21.888	54	22.201	1:13.409	5	22.798	1:12.540	7	13.098	1:11.596
5	18.725	1:12.075	7	12.152	1:11.575	93	1 LAP	1:21.191	68	1 LAP	1:18.977	54	23.524	1:12.800	5	23.678	1:12.587
33	23.276	1:13.491	67	12.586	1:10.917	54	20.014	1:12.898	81	1 LAP	1:20.194	69	27.201	1:11.743	54	24.321	1:12.504
69	23.494	1:13.409	54	18.451	1:12.721	5	20.015	1:12.423	93	1 LAP	1:20.330	73	28.509	1:12.394	69	27.475	1:11.981
73	24.369	1:13.522	5	18.927	1:11.852	67	25.549	1:24.298	69	26.935	1:12.494	33	30.646	1:13.373	73	28.433	1:11.631
25	25.134	1:14.397	69	24.614	1:12.770	69	25.663	1:12.384	73	27.592	1:11.983	157	31.236	1:12.939	33	32.316	1:13.377
157	25.243	1:13.704	33	25.304	1:13.678	33	25.664	1:11.695	33	28.750	1:14.308	68	1 LAP	1:19.960	157	32.751	1:13.222
94	25.733	1:13.106	73	25.783	1:13.064	73	26.831	1:12.383	157	29.774	1:12.789	81	1 LAP	1:20.110	25	36.167	1:13.594
1	27.595	1:13.256	157	26.875	1:13.282	157	28.207	1:12.667	94	32.223	1:14.060	25	34.280	1:13.403	94	36.290	1:13.414
83	31.756	1:13.595	25	27.550	1:14.066	25	29.121	1:12.906	25	32.354	1:14.455	94	34.583	1:13.837	1	39.999	1:14.225
55	38.490	1:14.691	94	27.742	1:13.659	94	29.385	1:12.978	1	35.253	1:13.937	93	1 LAP	1:20.864	68	1 LAP	1:20.679
47	38.554	1:15.119	1	30.048	1:14.103	1	32.538	1:13.825	83	38.960	1:14.089	1	37.481	1:13.705	81	1 LAP	1:20.594
89	39.329	1:13.628	83	33.832	1:13.726	83	36.093	1:13.596	47	49.764	1:14.534	83	41.456	1:13.973	93	1 LAP	1:20.788
56	49.866	1:17.015	55	41.903	1:15.063	47	46.452	1:15.738	55	50.268	1:14.017	47	52.818	1:14.531	83	43.873	1:14.124
52	50.072	1:16.700	47	42.049	1:15.145	89	47.157	1:16.230	89	50.541	1:14.606	55	53.589	1:14.798	47	55.305	1:14.194
44	51.400	1:16.592	89	42.262	1:14.583	55	47.473	1:16.905	52	1:03.223	1:16.216	89	54.080	1:15.016	55	56.052	1:14.170
			52	54.222	1:15.800	52	58.229	1:15.342	56	1:07.221	1:16.066	52	1:07.256	1:15.510	89	56.237	1:13.864
			56	55.580	1:17.364	44	59.632	1:15.223									
			44	55.744	1:15.994	56	1:02.377	1:18.132									

Session Start: 10:19:29 - Finish: 10:34:52
Weather/Track Conditions: Sun/Dry
Circuit: Silverstone National
Track Length: 2.638 Km - 1.6390 miles

Silverstone Finals Historic Race Meeting - 21 - 22 Oct 2017

HSCC/HRSR Historic Touring Cars

Race 9 - Lap Chart

Lap 13		
NO	Behind	Laptime
3		1:11.182
52	1 LAP	1:16.312
128	4.583	1:10.932
32	8.755	1:11.354
57	10.492	1:11.154
7	13.532	1:11.616
44	1 LAP	1:15.746
5	25.238	1:12.742
54	25.700	1:12.561
69	28.618	1:12.325
73	28.794	1:11.543
33	33.940	1:12.806
157	34.548	1:12.979
94	39.509	1:14.401
25	40.001	1:15.016
1	43.167	1:14.350
83	46.670	1:13.979
68	1 LAP	1:18.990
81	1 LAP	1:19.835
93	1 LAP	1:20.177
47	58.075	1:13.952
55	58.687	1:13.817
89	59.217	1:14.162

Session Start: 10:19:29 - Finish: 10:34:52
Weather/Track Conditions: Sun/Dry
Circuit: Silverstone National
Track Length: 2.638 Km - 1.6390 miles

Silverstone Finals Historic Race Meeting - 21 - 22 Oct 2017

HSCC/HRSR Historic Touring Cars

Race 17 - Starting Grid

Sheet No:

Start Time : 15:25 - Heat Duration : 15 Minutes

ROW								
14					27	44	Gary Paterson	
13	26	36	Jim Chapman		25	39	Paul Hopkinson	
12	24	67	James Clarke		23	56	Michael Sheraton	
11	22	93	Stuart Kerr		21	81	Ed Glaister	
10	20	68	John Marsden		19	52	Mike Stephenson	
9	18	89	Adrian Oliver		17	55	Rob Wainwright	
8	16	47	Nigel Cox		15	83	Michael Steele	
7	14	1	Simon Benoy		13	25	Barry Sime	
6	12	94	Steve Platts		11	157	David Hall	
5	10	33	James Fuller		9	73	Robyn Slater	
4	8	69	Bob Bullen		7	54	Tom Bell	
3	6	5	Philip House		5	7	Jonathan Lewis	
2	4	57	Jonathan Gomm		3	32	Richard Belcher	
1	2	128	Alex Thistlethwayte		1	3	Peter Hallford	

Pole Left

Car 44 to back of grid, change of driver.

Circuit: Silverstone National
Track Length: 2.638 Km - 1.6390 miles

These results are provisional until the conclusion of any judicial and technical matters.

Clerk of the Course:	Timekeeper:	Issued at:
Julian Floyd		

MST

Printed : 22-10-2017 - 12:12

Full results available at www.mstworld.com. Email: timing@mstworld.com

Silverstone Finals Historic Race Meeting - 21 - 22 Oct 2017

HSCC/HRSR Historic Touring Cars

Race 17 - Classification

Sheet No:

POS	NO	DRIVER/S	CLASS	CLASS POS	CAR MAKE / MODEL	TIME	LAPS	GAP	DIFF	MPH	BEST	ON
1	3	Peter Hallford	K1	1	Ford Mustang	15:21.644	13	-- 13 laps		83.22	1:09.923	10
2	128	Alex Thistlethwayte	K1	2	Ford Mustang	15:23.972	13	2.328	2.328	83.02	1:10.299	7
3	32	Richard Belcher	B	1	Ford Lotus Cortina	15:33.124	13	11.480	9.152	82.20	1:10.969	9
4	57	Jonathan Gomm	B	2	BMW 1800	15:35.188	13	13.544	2.064	82.02	1:10.898	8
5	67	James Clarke	C	1	Ford Lotus Cortina	15:40.150	13	18.506	4.962	81.59	1:10.786	9
6	7	Jonathan Lewis	K3	1	Austin Mini Cooper S	15:40.469	13	18.825	0.319	81.55	1:11.268	13
7	73	Robyn Slater	C	2	Ford Anglia	15:40.603	13	18.959	0.134	81.55	1:11.416	6
8	5	Philip House	INV	1	Ford Lotus Cortina	15:41.277	13	19.633	0.674	81.49	1:11.549	6
9	69	Bob Bullen	C	3	Ford Anglia	15:43.889	13	22.245	2.612	81.26	1:11.352	9
10	157	David Hall	K2	1	Ford Lotus Cortina	15:56.217	13	34.573	12.328	80.21	1:12.314	11
11	71	Dan Lewis	I	1	Austin Mini Cooper S	15:59.511	13	37.867	3.294	79.94	1:12.401	9
12	25	Barry Sime	K3	2	Morris Mini Cooper S	15:59.934	13	38.290	0.423	79.90	1:12.601	9
13	94	Steve Platts	E	1	Singer Chamois	16:03.333	13	41.689	3.399	79.62	1:12.707	4
14	1	Simon Benoy	E	2	Hillman Imp	16:03.702	13	42.058	0.369	79.59	1:12.625	6
15	47	Nigel Cox	K2	2	Ford Lotus Cortina	16:14.162	13	52.518	10.460	78.73	1:13.718	10
16	89	Adrian Oliver	E	3	Hillman Imp	16:14.791	13	53.147	0.629	78.68	1:13.608	4
17	83	Michael Steele	K2	3	Ford Lotus Cortina	16:14.945	13	53.301	0.154	78.67	1:13.599	4
18	55	Rob Wainwright	E	4	Austin A40	16:33.860	13	1:12.216	18.915	77.17	1:13.792	5
19	52	Mike Stephenson	K2	4	Ford Lotus Cortina	16:34.929	13	1:13.285	1.069	77.09	1:14.317	9
20	56	Michael Sheraton	I	2	Ford Anglia	16:37.004	13	1:15.360	2.075	76.93	1:15.129	2
21	44	Gary Paterson	K2	5	Ford Lotus Cortina	15:26.174	12	-- 12 laps	4.943	76.45	1:15.497	11
22	33	James Fuller	B	3	Alfa Romeo Guilia Sprint	15:30.377	12	4.203	4.203	76.10	1:13.527	11
23	68	John Marsden	D	1	Austin Mini Cooper S	16:01.240	12	35.066	30.863	73.66	1:17.794	11
24	93	Stuart Kerr	E	5	Singer Chamois	16:13.512	12	47.338	12.272	72.73	1:18.646	2
		---------- NOT CLASSIFIED ----------										
DNF	81	Ed Glaister	I		Ford Anglia 100E	13:27.053	10	-- 10 laps		73.10	1:18.752	2
DNF	54	Tom Bell	I		Austin Mini Cooper S	11:24.935	9	-- 9 laps --		77.53	1:12.284	3

---------- FASTEST LAP SUMMARY ----------

NO	DRIVER/S	CLASS	CAR MAKE / MODEL	FASTEST LAP	ON	MPH
3	Peter Hallford	K1	Ford Mustang	1:09.923	10	84.38
67	James Clarke	C	Ford Lotus Cortina	1:10.786	9	83.36
57	Jonathan Gomm	B	BMW 1800	1:10.898	8	83.22
7	Jonathan Lewis	K3	Austin Mini Cooper S	1:11.268	13	82.79
5	Philip House	INV	Ford Lotus Cortina	1:11.549	6	82.47
54	Tom Bell	I	Austin Mini Cooper S	1:12.284	3	81.63
157	David Hall	K2	Ford Lotus Cortina	1:12.314	11	81.59
1	Simon Benoy	E	Hillman Imp	1:12.625	6	81.24
68	John Marsden	D	Austin Mini Cooper S	1:17.794	11	75.85

Session Start: 15:34:43 - Finish: 15:50:04
Weather/Track Conditions: Sun/Dry
Circuit: Silverstone National
Track Length: 2.638 Km - 1.6390 miles

These results are provisional until the conclusion of any judicial and technical matters.

Clerk of the Course:	Timekeeper:	Issued at:
Julian Floyd		

MST

Printed : 22-10-2017 - 15:51

Full results available at www.mstworld.com. Email: timing@mstworld.com

Silverstone Finals Historic Race Meeting - 21 - 22 Oct 2017

HSCC/HRSR Historic Touring Cars

Race 17 - Sector Analysis

1	Simon Benoy (E)						Hillman Imp						
lap	Sect-1	Speed	Sect-2	Speed		Laptime Pit	lap	Sect-1	Speed	Sect-2	Speed		Laptime Pit
1		101.2	31.178	101.0		1:21.965	8	43.578	100.0	29.609	99.5		1:13.187
2	44.526	103.2	29.486	99.9		1:14.012	9	43.533	99.7	29.677	99.0		1:13.210
3	43.633	100.2	29.774	99.5		1:13.407	10	43.384	101.8	29.476	99.3		1:12.860
4	43.481	100.8	29.743	99.5		1:13.224	11	43.427	102.3	29.826	99.3		1:13.253
5	44.071	103.7	29.512	99.9		1:13.583	12	43.732	102.0	30.850	99.0		1:14.582
6	43.165	101.7	29.460	99.8		1:12.625	13	43.890	102.6	30.755	98.6		1:14.645
7	43.827	99.7	29.322	99.5		1:13.149	14						

3	Peter Hallford (K1)						Ford Mustang						
lap	Sect-1	Speed	Sect-2	Speed		Laptime Pit	lap	Sect-1	Speed	Sect-2	Speed		Laptime Pit
1		117.1	29.135	114.0		1:14.016	8	41.181	118.8	29.017	110.5		1:10.198
2	41.472	115.7	28.923	114.2		1:10.395	9	41.559	114.5	29.536	112.2		1:11.095
3	41.456	115.9	28.942	112.8		1:10.398	10	40.845	119.2	29.078	113.2		1:09.923
4	42.655	113.0	29.440	114.4		1:12.095	11	41.707	119.8	28.909	112.8		1:10.616
5	41.638	123.6	28.873	113.4		1:10.511	12	41.000	115.5	29.069	111.8		1:10.069
6	41.283	119.0	29.225	113.2		1:10.508	13	41.198	108.1	30.329	105.6		1:11.527
7	41.224	119.0	29.069	112.4		1:10.293	14						

5	Philip House (INV)						Ford Lotus Cortina						
lap	Sect-1	Speed	Sect-2	Speed		Laptime Pit	lap	Sect-1	Speed	Sect-2	Speed		Laptime Pit
1		108.1	30.142	101.2		1:17.953	8	43.775	107.0	29.415	102.4		1:13.190
2	42.882	108.2	29.667	102.6		1:12.549	9	42.575	107.0	29.133	102.4		1:11.708
3	42.658	107.5	29.295	102.3		1:11.953	10	42.557	108.2	29.294	102.3		1:11.851
4	42.648	107.5	29.185	102.6		1:11.833	11	42.581	107.5	29.157	104.2		1:11.738
5	42.299	108.6	29.267	102.3		1:11.566	12	42.647	108.8	29.576	103.1		1:12.223
6	42.373	107.0	29.176	102.4		1:11.549	13	42.223	108.8	29.339	103.2		1:11.562
7	42.526	106.9	29.076	103.2		1:11.602	14						

7	Jonathan Lewis (K3)						Austin Mini Cooper S						
lap	Sect-1	Speed	Sect-2	Speed		Laptime Pit	lap	Sect-1	Speed	Sect-2	Speed		Laptime Pit
1		106.4	29.906	100.4		1:16.805	8	42.513	105.2	29.511	102.3		1:12.024
2	42.224	107.0	29.419	100.3		1:11.643	9	42.494	106.2	29.716	102.9		1:12.210
3	43.024	107.5	29.638	101.3		1:12.662	10	42.271	107.7	30.131	100.6		1:12.402
4	42.144	107.0	29.561	101.8		1:11.705	11	42.508	107.0	29.611	101.3		1:12.119
5	41.825	108.2	29.854	101.2		1:11.679	12	42.770	107.7	29.417	102.0		1:12.187
6	42.102	106.9	29.378	102.4		1:11.480	13	42.160	106.2	29.108	102.3		1:11.268
7	42.332	106.7	29.953	100.7		1:12.285	14						

25	Barry Sime (K3)						Morris Mini Cooper S						
lap	Sect-1	Speed	Sect-2	Speed		Laptime Pit	lap	Sect-1	Speed	Sect-2	Speed		Laptime Pit
1		103.1	29.922	97.3		1:21.067	8	43.401	101.4	29.734	98.6		1:13.135
2	43.570	102.1	29.617	98.3		1:13.187	9	43.033	104.0	29.568	97.3		1:12.601
3	43.277	104.2	29.767	98.0		1:13.044	10	44.269	99.1	29.727	99.8		1:13.996
4	43.497	103.1	29.510	97.7		1:13.007	11	43.200	102.6	29.525	98.0		1:12.725
5	43.386	102.9	29.543	98.2		1:12.929	12	43.604	104.4	30.313	96.6		1:13.917
6	43.443	101.8	29.676	97.9		1:13.119	13	43.975	98.3	30.081	99.0		1:14.056
7	43.518	101.8	29.633	98.3		1:13.151	14						

32	Richard Belcher (B)						Ford Lotus Cortina						
lap	Sect-1	Speed	Sect-2	Speed		Laptime Pit	lap	Sect-1	Speed	Sect-2	Speed		Laptime Pit
1		114.5	29.829	106.4		1:15.755	8	41.816	112.0	29.310	107.8		1:11.126
2	41.756	113.0	29.348	108.0		1:11.104	9	41.489	112.4	29.480	105.6		1:10.969
3	42.168	110.7	29.884	106.8		1:12.052	10	41.835	113.6	29.235	106.9		1:11.070
4	41.899	112.2	29.650	107.5		1:11.549	11	41.698	111.3	29.691	107.5		1:11.389
5	41.930	112.2	29.467	106.9		1:11.397	12	41.804	113.2	29.891	107.5		1:11.695
6	41.699	111.8	29.491	106.9		1:11.190	13	42.057	111.7	30.451	103.7		1:12.508
7	41.948	110.4	29.372	107.1		1:11.320	14						

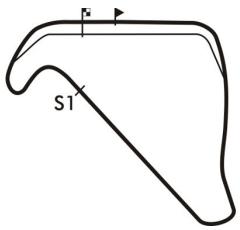

Session Start: 15:34:43 - Finish: 15:50:04
Weather/Track Conditions: Sun/Dry
Circuit: Silverstone National
Track Length: 2.638 Km - 1.6390 miles

Silverstone Finals Historic Race Meeting - 21 - 22 Oct 2017

HSCC/HRSR Historic Touring Cars

Race 17 - Sector Analysis

33 James Fuller (B) — Alfa Romeo Guilia Sprint

lap	Sect-1	Speed	Sect-2	Speed	Laptime	Pit	lap	Sect-1	Speed	Sect-2	Speed	Laptime	Pit
1		99.1	30.659	100.6	1:55.181		7	43.426	107.4	30.573	101.2	1:13.999	
2	43.393	102.5	30.357	102.0	1:13.750		8	43.468	101.2	30.738	101.0	1:14.206	
3	43.550	107.4	30.532	101.0	1:14.082		9	43.698	107.4	30.563	100.3	1:14.261	
4	43.531	108.1	30.074	102.6	1:13.605		10	44.339	109.1	30.221	102.8	1:14.560	
5	43.887	107.4	30.867	100.9	1:14.754		11	43.398	109.5	30.129	101.2	1:13.527	
6	43.514	105.0	30.889	100.6	1:14.403		12	43.114	108.2	30.935	100.9	1:14.049	

44 Gary Paterson (K2) — Ford Lotus Cortina

lap	Sect-1	Speed	Sect-2	Speed	Laptime	Pit	lap	Sect-1	Speed	Sect-2	Speed	Laptime	Pit
1		103.7	32.117	97.6	1:26.520		7	44.837	103.9	32.342	96.1	1:17.179	
2	45.239	105.2	31.722	98.5	1:16.961		8	45.528	101.8	31.291	98.6	1:16.819	
3	45.285	104.2	31.454	97.1	1:16.739		9	44.764	102.0	31.190	98.3	1:15.954	
4	44.979	104.5	31.467	98.9	1:16.446		10	44.823	102.9	31.057	98.7	1:15.880	
5	44.761	104.5	31.216	99.0	1:15.977		11	44.583	103.6	30.914	99.2	1:15.497	
6	44.781	104.9	31.109	99.6	1:15.890		12	44.824	98.4	31.488	99.5	1:16.312	

47 Nigel Cox (K2) — Ford Lotus Cortina

lap	Sect-1	Speed	Sect-2	Speed	Laptime	Pit	lap	Sect-1	Speed	Sect-2	Speed	Laptime	Pit
1		101.4	31.156	101.0	1:21.684		8	43.890	104.0	30.658	100.1	1:14.548	
2	44.616	101.7	31.363	101.0	1:15.979		9	43.679	104.4	30.852	100.7	1:14.531	
3	43.487	106.2	30.267	101.2	1:13.754		10	43.427	106.2	30.291	101.2	1:13.718	
4	43.708	106.4	30.319	101.5	1:14.027		11	43.629	105.5	30.636	99.6	1:14.265	
5	43.567	105.0	30.345	101.5	1:13.912		12	43.283	104.7	31.288	100.1	1:14.571	
6	43.321	104.9	30.549	101.3	1:13.870		13	43.435	102.9	31.732	101.8	1:15.167	
7	43.486	103.4	30.650	99.8	1:14.136		14						

52 Mike Stephenson (K2) — Ford Lotus Cortina

lap	Sect-1	Speed	Sect-2	Speed	Laptime	Pit	lap	Sect-1	Speed	Sect-2	Speed	Laptime	Pit
1		103.9	32.447	101.2	1:25.821		8	43.670	105.4	31.384	102.9	1:15.054	
2	45.492	105.2	31.920	99.8	1:17.412		9	43.508	105.7	30.809	105.2	1:14.317	
3	44.259	104.9	32.214	98.7	1:16.473		10	44.327	105.8	31.926	99.0	1:16.253	
4	43.996	102.3	32.075	98.5	1:16.071		11	44.401	103.4	31.002	104.2	1:15.403	
5	44.406	104.5	32.030	100.7	1:16.436		12	44.166	92.9	31.667	101.6	1:15.833	
6	44.257	106.9	31.511	102.1	1:15.768		13	44.046	98.3	30.984	102.9	1:15.030	
7	43.976	106.4	31.082	102.9	1:15.058		14						

54 Tom Bell (I) — Austin Mini Cooper S

lap	Sect-1	Speed	Sect-2	Speed	Laptime	Pit	lap	Sect-1	Speed	Sect-2	Speed	Laptime	Pit
1		99.3	29.754		1:18.522		6	43.233	100.3	29.557		1:12.790	
2	43.251	98.8	29.478		1:12.729		7	43.279	96.8	29.497		1:12.776	
3	42.857	99.6	29.427		1:12.284		8	43.162	98.7	30.109		1:13.271	
4	43.744	103.1	29.555		1:13.299		9	48.050	76.8			1:35.731	
5	43.868	103.1	29.665		1:13.533		10						

55 Rob Wainwright (E) — Austin A40

lap	Sect-1	Speed	Sect-2	Speed	Laptime	Pit	lap	Sect-1	Speed	Sect-2	Speed	Laptime	Pit
1		99.3	30.956	97.6	1:23.351		8	44.159	98.5	30.853	95.7	1:15.012	
2	44.274	100.3	30.315	97.0	1:14.589		9	44.888	98.3	31.235	94.5	1:16.123	
3	44.181	98.1	29.982	96.7	1:14.163		10	46.661	95.7	32.071	93.6	1:18.732	
4	44.266	101.7	30.089	96.9	1:14.355		11	46.984	94.4	31.897	93.6	1:18.881	
5	43.773	100.8	30.019	97.6	1:13.792		12	46.570	95.9	31.860	92.8	1:18.430	
6	43.947	99.4	29.870	97.1	1:13.817		13	47.223	96.3	31.218	92.8	1:18.441	
7	44.179	98.4	29.995	97.3	1:14.174		14						

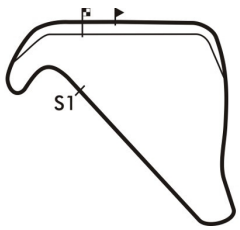

Session Start: 15:34:43 - Finish: 15:50:04
Weather/Track Conditions: Sun/Dry
Circuit: Silverstone National
Track Length: 2.638 Km - 1.6390 miles

Silverstone Finals Historic Race Meeting - 21 - 22 Oct 2017

HSCC/HRSR Historic Touring Cars

Race 17 - Sector Analysis

56	Michael Sheraton (I)							Ford Anglia							
lap	Sect-1	Speed	Sect-2	Speed		Laptime	Pit	lap	Sect-1	Speed	Sect-2	Speed		Laptime	Pit
1		97.0	30.685	93.6		1:24.966		8	45.237	93.7	30.761	93.3		1:15.998	
2	44.748	98.7	30.381	94.6		1:15.129		9	45.610	94.8	30.619	92.4		1:16.229	
3	44.671	97.4	30.510	94.1		1:15.181		10	45.383	94.7	31.528	92.4		1:16.911	
4	44.765	97.3	30.620	93.4		1:15.385		11	46.158	96.4	30.558	94.2		1:16.716	
5	44.994	95.7	30.898	92.9		1:15.892		12	44.946	96.7	31.043	92.1		1:15.989	
6	45.370	94.5	30.911	93.2		1:16.281		13	45.251	96.3	30.522	93.2		1:15.773	
7	45.586	93.7	30.968	92.9		1:16.554		14							

57	Jonathan Gomm (B)							BMW 1800							
lap	Sect-1	Speed	Sect-2	Speed		Laptime	Pit	lap	Sect-1	Speed	Sect-2	Speed		Laptime	Pit
1		113.6	29.518	107.5		1:16.138		8	41.981	113.2	28.917	107.8		1:10.898	
2	42.058	112.8	29.369	108.2		1:11.427		9	41.853	113.0	30.073	107.1		1:11.926	
3	41.847	114.1	29.971	103.6		1:11.818		10	42.512	114.9	29.377	106.6		1:11.889	
4	42.474	113.6	29.237	105.7		1:11.711		11	42.433	113.4	29.004	107.5		1:11.437	
5	41.881	114.3	29.377	106.2		1:11.258		12	43.005	111.3	29.209	106.8		1:12.214	
6	41.760	113.6	29.966	106.4		1:11.726		13	42.015	113.9	29.521	107.5		1:11.536	
7	42.032	111.7	29.178	106.1		1:11.210		14							

67	James Clarke (C)							Ford Lotus Cortina							
lap	Sect-1	Speed	Sect-2	Speed		Laptime	Pit	lap	Sect-1	Speed	Sect-2	Speed		Laptime	Pit
1		109.8	30.094	103.4		1:22.074		8	42.395	106.7	29.059	103.7		1:11.454	
2	42.814	109.8	29.364	103.9		1:12.178		9	41.953	108.4	28.833	104.4		1:10.786	
3	42.149	110.0	29.626	103.9		1:11.775		10	41.798	110.0	29.200	104.6		1:10.998	
4	42.178	109.3	29.020	104.7		1:11.198		11	42.219	109.3	28.875	105.2		1:11.094	
5	42.172	109.7	29.162	104.2		1:11.334		12	42.317	110.0	29.091	104.2		1:11.408	
6	42.139	109.3	29.482	104.2		1:11.621		13	42.390	107.7	29.239	103.2		1:11.629	
7	43.282	104.5	29.319	103.4		1:12.601		14							

68	John Marsden (D)							Austin Mini Cooper S							
lap	Sect-1	Speed	Sect-2	Speed		Laptime	Pit	lap	Sect-1	Speed	Sect-2	Speed		Laptime	Pit
1		90.2	31.855	93.8		1:28.376		7	47.921	96.7	31.516	94.5		1:19.437	
2	46.913	89.4	31.817	93.3		1:18.730		8	46.917	86.4	32.850	94.6		1:19.767	
3	47.436	91.4	31.534	93.8		1:18.970		9	46.474	97.3	31.859	93.4		1:18.333	
4	47.721	97.5	31.860	93.7		1:19.581		10	47.892	85.2	32.745	94.4		1:20.637	
5	46.860	90.3	31.994	94.0		1:18.854		11	46.293	93.7	31.501	92.4		1:17.794	
6	47.772	96.6	31.313	93.4		1:19.085		12	48.524	96.4	33.152	92.6		1:21.676	

69	Bob Bullen (C)							Ford Anglia							
lap	Sect-1	Speed	Sect-2	Speed		Laptime	Pit	lap	Sect-1	Speed	Sect-2	Speed		Laptime	Pit
1		108.4	30.295			1:17.928		8	42.245	108.2	29.268			1:11.513	
2	44.269	105.8	29.679			1:13.948		9	41.813	109.1	29.539			1:11.352	
3	42.114	107.4	29.809	104.6		1:11.923		10	42.146	109.5	29.316			1:11.462	
4	42.520	108.1	29.701			1:12.221		11	42.867	107.4	29.660			1:12.527	
5	42.458	107.5	29.498			1:11.956		12	42.568	107.0	29.465			1:12.033	
6	42.281	105.8	29.731			1:12.012		13	42.284	108.4	29.535			1:11.819	
7	43.470	104.5	29.725			1:13.195		14							

71	Dan Lewis (I)							Austin Mini Cooper S							
lap	Sect-1	Speed	Sect-2	Speed		Laptime	Pit	lap	Sect-1	Speed	Sect-2	Speed		Laptime	Pit
1		104.5	30.335	100.1		1:23.673		8	43.152	102.5	29.266	100.1		1:12.418	
2	43.272	105.7	29.581	100.3		1:12.853		9	42.849	104.5	29.552	100.1		1:12.401	
3	43.434	104.0	29.819	100.3		1:13.253		10	43.643	104.2	29.465	99.5		1:13.108	
4	43.201	104.7	29.844	101.0		1:13.045		11	43.337	103.2	29.749	100.4		1:13.086	
5	43.382	102.9	29.375	99.3		1:12.757		12	43.377	103.2	30.852	99.6		1:14.229	
6	43.334	102.5	29.289	99.3		1:12.623		13	43.562	103.7	29.669	98.7		1:13.231	
7	43.573	102.5	29.261	100.1		1:12.834		14							

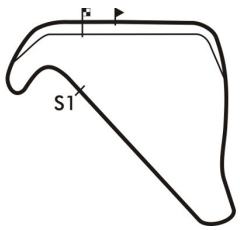

Session Start: 15:34:43 - Finish: 15:50:04
Weather/Track Conditions: Sun/Dry
Circuit: Silverstone National
Track Length: 2.638 Km - 1.6390 miles

Silverstone Finals Historic Race Meeting - 21 - 22 Oct 2017

HSCC/HRSR Historic Touring Cars

Race 17 - Sector Analysis

73	Robyn Slater (C)							Ford Anglia							
lap	Sect-1	Speed	Sect-2	Speed			Laptime	Pit	lap	Sect-1	Speed	Sect-2	Speed		Laptime	Pit
1		110.0	29.613	106.8			1:16.894		8	42.941	108.1	29.347	104.7		1:12.288	
2	42.546	110.0	29.142	106.6			1:11.688		9	42.562	107.7	29.716	106.9		1:12.278	
3	42.370	109.7	29.640	105.9			1:12.010		10	42.271	108.9	29.854	106.1		1:12.125	
4	41.960	109.8	29.691	106.6			1:11.651		11	42.613	107.4	29.578	105.9		1:12.191	
5	41.780	109.7	30.014	106.9			1:11.794		12	42.367	108.1	29.396	106.9		1:11.763	
6	42.283	105.0	29.133	106.9			1:11.416		13	43.015	105.8	29.389	106.2		1:12.404	
7	42.392	107.2	29.709	105.7			1:12.101		14							

81	Ed Glaister (I)							Ford Anglia 100E							
lap	Sect-1	Speed	Sect-2	Speed			Laptime	Pit	lap	Sect-1	Speed	Sect-2	Speed		Laptime	Pit
1		96.8	32.148	93.3			1:28.025		6	47.213	95.1	32.277	92.8		1:19.490	
2	46.968	96.3	31.784	92.4			1:18.752		7	48.855	93.2	31.888	91.7		1:20.743	
3	47.235	95.1	31.717	93.2			1:18.952		8	47.325	94.7	31.640	92.0		1:18.965	
4	47.876	94.7	32.686	92.5			1:20.562		9	47.748	94.5	32.615	92.0		1:20.363	
5	47.838	95.6	33.095	92.5			1:20.933		10	48.358	93.9	31.910	92.1		1:20.268	

83	Michael Steele (K2)							Ford Lotus Cortina							
lap	Sect-1	Speed	Sect-2	Speed			Laptime	Pit	lap	Sect-1	Speed	Sect-2	Speed		Laptime	Pit
1		105.7	31.215	101.0			1:23.110		8	43.162	105.7	30.876	101.8		1:14.038	
2	45.451	100.3	30.422	102.8			1:15.873		9	43.437	100.6	30.901	101.8		1:14.338	
3	43.994	99.4	30.472	102.3			1:14.466		10	43.237	105.8	30.378	102.3		1:13.615	
4	43.410	105.7	30.189	102.4			1:13.599		11	43.639	106.0	30.512	103.1		1:14.151	
5	43.413	106.9	30.483	102.8			1:13.896		12	43.579	105.4	30.805	102.9		1:14.384	
6	43.439	105.7	30.937	101.5			1:14.376		13	44.062	103.6	31.184	100.7		1:15.246	
7	43.355	100.8	30.498	102.8			1:13.853		14							

89	Adrian Oliver (E)							Hillman Imp							
lap	Sect-1	Speed	Sect-2	Speed			Laptime	Pit	lap	Sect-1	Speed	Sect-2	Speed		Laptime	Pit
1		103.4	30.851	99.5			1:23.776		8	43.775	103.7	30.818	100.1		1:14.593	
2	43.970	107.2	30.473	100.7			1:14.443		9	43.751	102.9	30.642	99.2		1:14.393	
3	43.860	105.0	30.202	100.9			1:14.062		10	43.502	104.7	30.141	100.7		1:13.643	
4	43.640	105.0	29.968	100.7			1:13.608		11	43.676	105.4	30.650	100.3		1:14.326	
5	43.562	106.0	30.336	100.3			1:13.898		12	43.307	105.0	31.261	99.9		1:14.568	
6	43.487	104.2	30.270	100.7			1:13.757		13	43.486	103.7	31.905	100.1		1:15.391	
7	43.519	104.9	30.814	100.6			1:14.333		14							

93	Stuart Kerr (E)							Singer Chamois							
lap	Sect-1	Speed	Sect-2	Speed			Laptime	Pit	lap	Sect-1	Speed	Sect-2	Speed		Laptime	Pit
1		98.4	31.944	94.9			1:27.300		7	49.396	91.6	32.376	91.0		1:21.772	
2	47.081	98.1	31.565	94.9			1:18.646		8	48.260	96.0	33.499	93.4		1:21.759	
3	47.320	94.7	31.976	94.1			1:19.296		9	48.485	93.5	32.396	92.8		1:20.881	
4	47.954	94.0	32.205	89.5			1:20.159		10	47.939	93.6	32.361	91.5		1:20.300	
5	48.370	95.3	32.556	93.4			1:20.926		11	48.487	97.1	32.604	92.9		1:21.091	
6	47.704	94.8	32.403	91.9			1:20.107		12	48.219	91.2	33.056	88.3		1:21.275	

94	Steve Platts (E)							Singer Chamois							
lap	Sect-1	Speed	Sect-2	Speed			Laptime	Pit	lap	Sect-1	Speed	Sect-2	Speed		Laptime	Pit
1		103.7	30.183	98.5			1:20.100		8	43.406	101.2	29.980	98.6		1:13.386	
2	43.278	104.2	29.842	100.1			1:13.120		9	43.373	101.2	29.999	99.8		1:13.372	
3	43.094	103.9	30.214	99.2			1:13.308		10	44.271	100.9	29.985	99.8		1:14.256	
4	42.975	104.2	29.732	98.9			1:12.707		11	43.437	104.5	30.018	99.2		1:13.455	
5	43.074	104.5	29.797	99.3			1:12.871		12	43.589	104.2	31.729	97.7		1:15.318	
6	43.527	102.3	29.756	99.5			1:13.283		13	43.475	102.8	31.374	98.5		1:14.849	
7	43.527	102.8	29.781	99.2			1:13.308		14							

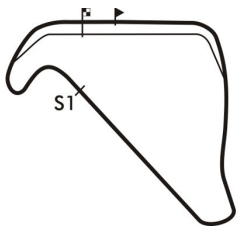

Session Start: 15:34:43 - Finish: 15:50:04
Weather/Track Conditions: Sun/Dry
Circuit: Silverstone National
Track Length: 2.638 Km - 1.6390 miles

Silverstone Finals Historic Race Meeting - 21 - 22 Oct 2017

HSCC/HRSR Historic Touring Cars

Race 17 - Sector Analysis

128	Alex Thistlethwayte (K1)							Ford Mustang							
lap	Sect-1	Speed	Sect-2	Speed		Laptime	Pit	lap	Sect-1	Speed	Sect-2	Speed		Laptime	Pit
1		122.0	28.958	112.0		1:13.626		8	41.387	119.0	29.035	113.4		1:10.422	
2	41.476	120.1	28.833	111.8		1:10.309		9	41.788	119.6	29.074	111.3		1:10.862	
3	41.756	120.9	28.893	112.2		1:10.649		10	41.470	119.0	29.186	113.2		1:10.656	
4	42.911	117.5	29.071	112.6		1:11.982		11	41.502	122.7	29.103	113.6		1:10.605	
5	41.981	118.8	29.747	112.6		1:11.728		12	41.590	119.8	29.071	112.8		1:10.661	
6	41.430	118.6	29.267	112.6		1:10.697		13	41.567	109.3	29.909	113.2		1:11.476	
7	41.230	121.1	29.069	113.0		1:10.299		14							

157	David Hall (K2)							Ford Lotus Cortina							
lap	Sect-1	Speed	Sect-2	Speed		Laptime	Pit	lap	Sect-1	Speed	Sect-2	Speed		Laptime	Pit
1		108.4	30.307	101.3		1:19.176		8	42.308	107.5	30.198	101.3		1:12.506	
2	43.141	105.7	30.298	103.6		1:13.439		9	43.590	104.9	29.967	102.1		1:13.557	
3	42.818	107.2	29.700	102.9		1:12.518		10	43.210	106.7	29.846	102.1		1:13.056	
4	42.942	108.8	30.261	102.4		1:13.203		11	42.767	105.8	29.547	102.6		1:12.314	
5	43.115	108.4	29.678	103.2		1:12.793		12	43.233	105.7	29.738	101.6		1:12.971	
6	42.739	105.4	30.096	103.1		1:12.835		13	44.440	104.7	30.611	100.3		1:15.051	
7	42.894	107.7	29.904	103.9		1:12.798		14							

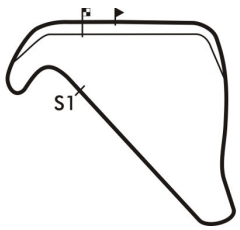

Session Start: 15:34:43 - Finish: 15:50:04
Weather/Track Conditions: Sun/Dry
Circuit: Silverstone National
Track Length: 2.638 Km - 1.6390 miles

Silverstone Finals Historic Race Meeting - 21 - 22 Oct 2017

HSCC/HRSR Historic Touring Cars

Race 17 - Best Sector Times

	SECTOR 1			SECTOR 2		
	NO	TIME	LAP	NO	TIME	LAP
1	3	40.845	10	67	28.833	9
2	128	41.230	7	128	28.833	2
3	32	41.489	9	3	28.873	5
4	57	41.760	6	57	28.917	8
5	73	41.780	5	5	29.076	7
6	67	41.798	10	7	29.108	13
7	69	41.813	9	73	29.133	6
8	7	41.825	5	32	29.235	10
9	5	42.223	13	71	29.261	7
10	157	42.308	8	69	29.268	8
11	71	42.849	9	1	29.322	7
12	54	42.857	3	54	29.427	3
13	94	42.975	4	25	29.510	4
14	25	43.033	9	157	29.547	11
15	33	43.114	12	94	29.732	4
16	83	43.162	8	55	29.870	6
17	1	43.165	6	89	29.968	4
18	47	43.283	12	33	30.074	4
19	89	43.307	12	83	30.189	4
20	52	43.508	9	47	30.267	3
21	55	43.773	5	56	30.381	2
22	44	44.583	11	52	30.809	9
23	56	44.671	3	44	30.914	11
24	68	46.293	11	68	31.313	6
25	81	46.968	2	93	31.565	2
26	93	47.081	2	81	31.640	8

IDEAL / BEST LAP COMPARISON

NO	NAME	BEST	IN	IDEAL	DIFF
3	Peter Hallford	1:09.923	10	1:09.718	+0.205
128	Alex Thistlethwayte	1:10.299	7	1:10.063	+0.236
67	James Clarke	1:10.786	9	1:10.631	+0.155
57	Jonathan Gomm	1:10.898	8	1:10.677	+0.221
32	Richard Belcher	1:10.969	9	1:10.724	+0.245
7	Jonathan Lewis	1:11.268	13	1:10.933	+0.335
69	Bob Bullen	1:11.352	9	1:11.081	+0.271
73	Robyn Slater	1:11.416	6	1:10.913	+0.503
5	Philip House	1:11.549	6	1:11.299	+0.250
157	David Hall	1:12.314	11	1:11.855	+0.459
71	Dan Lewis	1:12.401	9	1:12.110	+0.291
25	Barry Sime	1:12.601	9	1:12.543	+0.058
1	Simon Benoy	1:12.625	6	1:12.487	+0.138
94	Steve Platts	1:12.707	4	1:12.707	+0.000
33	James Fuller	1:13.527	11	1:13.188	+0.339
83	Michael Steele	1:13.599	4	1:13.351	+0.248
89	Adrian Oliver	1:13.608	4	1:13.275	+0.333
47	Nigel Cox	1:13.718	10	1:13.550	+0.168
55	Rob Wainwright	1:13.792	5	1:13.643	+0.149
52	Mike Stephenson	1:14.317	9	1:14.317	+0.000
56	Michael Sheraton	1:15.129	2	1:15.052	+0.077
44	Gary Paterson	1:15.497	11	1:15.497	+0.000
68	John Marsden	1:17.794	11	1:17.606	+0.188
93	Stuart Kerr	1:18.646	2	1:18.646	+0.000
54	Tom Bell	1:12.284	3	1:12.284	+0.000
81	Ed Glaister	1:18.752	2	1:18.608	+0.144

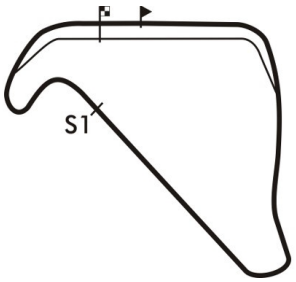

Session Start: 15:34:43 - Finish: 15:50:04
Weather/Track Conditions: Sun/Dry
Circuit: Silverstone National
Track Length: 2.638 Km - 1.6390 miles

Silverstone Finals Historic Race Meeting - 21 - 22 Oct 2017

HSCC/HRSR Historic Touring Cars

Race 17 - Best Sector Speeds

	NO	SECTOR 1	MPH	NO	SECTOR 2	MPH
1	3	Peter Hallford	123.6	3	Peter Hallford	114.4
2	128	Alex Thistlethwayte	122.7	128	Alex Thistlethwayte	113.6
3	57	Jonathan Gomm	114.9	57	Jonathan Gomm	108.2
4	32	Richard Belcher	114.5	32	Richard Belcher	108.0
5	67	James Clarke	110.0	73	Robyn Slater	106.9
6	73	Robyn Slater	110.0	52	Mike Stephenson	105.2
7	33	James Fuller	109.5	67	James Clarke	105.2
8	69	Bob Bullen	109.5	69	Bob Bullen	104.6
9	5	Philip House	108.8	5	Philip House	104.2
10	157	David Hall	108.8	157	David Hall	103.9
11	7	Jonathan Lewis	108.2	83	Michael Steele	103.1
12	89	Adrian Oliver	107.2	7	Jonathan Lewis	102.9
13	52	Mike Stephenson	106.9	33	James Fuller	102.8
14	83	Michael Steele	106.9	47	Nigel Cox	101.8
15	47	Nigel Cox	106.4	1	Simon Benoy	101.0
16	71	Dan Lewis	105.7	71	Dan Lewis	101.0
17	44	Gary Paterson	105.2	89	Adrian Oliver	100.9
18	94	Steve Platts	104.5	94	Steve Platts	100.1
19	25	Barry Sime	104.4	25	Barry Sime	99.8
20	1	Simon Benoy	103.7	44	Gary Paterson	99.6
21	54	Tom Bell	103.1	55	Rob Wainwright	97.6
22	55	Rob Wainwright	101.7	93	Stuart Kerr	94.9
23	56	Michael Sheraton	98.7	56	Michael Sheraton	94.6
24	93	Stuart Kerr	98.4	68	John Marsden	94.6
25	68	John Marsden	97.5	81	Ed Glaister	93.3
26	81	Ed Glaister	96.8	54	Tom Bell	0.0

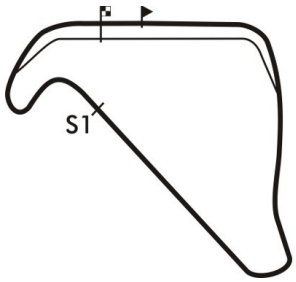

Session Start: 15:34:43 - Finish: 15:50:04
Weather/Track Conditions: Sun/Dry
Circuit: Silverstone National
Track Length: 2.638 Km - 1.6390 miles

Silverstone Finals Historic Race Meeting - 21 - 22 Oct 2017

HSCC/HRSR Historic Touring Cars

Race 17 - Lap Chart

Lap 1			Lap 2			Lap 3			Lap 4			Lap 5			Lap 6		
NO	Behind	Laptime	NO	Behind	Laptime	NO	Behind	Laptime	NO	Behind	Laptime	NO	Behind	Laptime	NO	Behind	Laptime
128		1:13.626	128		1:10.309	128		1:10.649	128		1:11.982	3		1:10.511	3		1:10.508
3	0.390	1:14.016	3	0.476	1:10.395	3	0.225	1:10.398	3	0.338	1:12.095	128	0.879	1:11.728	128	1.068	1:10.697
32	2.129	1:15.755	32	2.924	1:11.104	32	4.327	1:12.052	32	3.894	1:11.549	32	4.442	1:11.397	32	5.124	1:11.190
57	2.512	1:16.138	57	3.630	1:11.427	57	4.799	1:11.818	57	4.528	1:11.711	57	4.937	1:11.258	57	6.155	1:11.726
7	3.179	1:16.805	7	4.513	1:11.643	73	6.008	1:12.010	73	5.677	1:11.651	73	6.622	1:11.794	73	7.530	1:11.416
73	3.268	1:16.894	73	4.647	1:11.688	7	6.526	1:12.662	7	6.249	1:11.705	7	7.079	1:11.679	7	8.051	1:11.480
69	4.302	1:17.928	5	6.567	1:12.549	5	7.871	1:11.953	5	7.722	1:11.833	5	8.439	1:11.566	5	9.480	1:11.549
5	4.327	1:17.953	54	7.316	1:12.729	54	8.951	1:12.284	69	9.454	1:12.221	69	10.561	1:11.956	69	12.065	1:12.012
54	4.896	1:18.522	69	7.941	1:13.948	69	9.215	1:11.923	54	10.268	1:13.299	67	11.144	1:11.334	67	12.257	1:11.621
157	5.550	1:19.176	157	8.680	1:13.439	157	10.549	1:12.518	67	10.659	1:11.198	54	12.952	1:13.533	54	15.234	1:12.790
94	6.474	1:20.100	94	9.285	1:13.120	67	11.443	1:11.775	157	11.770	1:13.203	157	13.714	1:12.793	157	16.041	1:12.835
25	7.441	1:21.067	67	10.317	1:12.178	94	11.944	1:13.308	94	12.669	1:12.707	94	14.691	1:12.871	94	17.466	1:13.283
47	8.058	1:21.684	25	10.319	1:13.187	25	12.714	1:13.044	25	13.739	1:13.007	25	15.819	1:12.929	25	18.430	1:13.119
1	8.339	1:21.965	1	12.042	1:14.012	1	14.800	1:13.407	1	16.042	1:13.224	71	18.166	1:12.757	71	20.281	1:12.623
67	8.448	1:22.074	71	12.591	1:12.853	71	15.195	1:13.253	71	16.258	1:13.045	1	18.776	1:13.583	1	20.893	1:12.625
83	9.484	1:23.110	47	13.728	1:15.979	47	16.833	1:13.754	47	18.878	1:14.027	47	21.941	1:13.912	47	25.303	1:13.870
55	9.725	1:23.351	55	14.005	1:14.589	55	17.519	1:14.163	89	19.323	1:13.608	89	22.372	1:13.898	89	25.621	1:13.757
71	10.047	1:23.673	89	14.284	1:14.443	89	17.697	1:14.062	55	19.892	1:14.355	55	22.835	1:13.792	55	26.144	1:13.817
89	10.150	1:23.776	83	15.048	1:15.873	83	18.865	1:14.466	83	20.482	1:13.599	83	23.529	1:13.896	83	27.397	1:14.376
56	11.340	1:24.966	56	16.160	1:15.129	56	20.692	1:15.181	56	24.095	1:15.385	56	29.138	1:15.892	56	34.911	1:16.281
52	12.195	1:25.821	52	19.298	1:17.412	52	25.122	1:16.473	52	29.211	1:16.071	52	34.798	1:16.436	52	40.058	1:15.768
44	12.894	1:26.520	44	19.546	1:16.961	44	25.636	1:16.739	44	30.100	1:16.446	44	35.228	1:15.977	44	40.610	1:15.890
93	13.674	1:27.300	93	22.011	1:18.646	93	30.658	1:19.296	93	38.835	1:20.159	68	47.096	1:18.854	68	55.673	1:19.085
81	14.399	1:28.025	81	22.842	1:18.752	81	31.145	1:18.952	68	39.091	1:19.581	93	48.912	1:20.926	33	57.852	1:14.403
68	14.750	1:28.376	68	23.171	1:18.730	68	31.492	1:18.970	81	39.725	1:20.562	81	49.809	1:20.933	93	58.511	1:20.107
33	41.555	1:55.181	33	44.996	1:13.750	33	48.429	1:14.082	33	50.052	1:13.605	33	53.957	1:14.754	81	58.791	1:19.490

Session Start: 15:34:43 - Finish: 15:50:04
Weather/Track Conditions: Sun/Dry
Circuit: Silverstone National
Track Length: 2.638 Km - 1.6390 miles

Silverstone Finals Historic Race Meeting - 21 - 22 Oct 2017

HSCC/HRSR Historic Touring Cars

Race 17 - Lap Chart

Lap 7			Lap 8			Lap 9			Lap 10			Lap 11			Lap 12		
NO	Behind	Laptime	NO	Behind	Laptime	NO	Behind	Laptime	NO	Behind	Laptime	NO	Behind	Laptime	NO	Behind	Laptime
3		1:10.293	3		1:10.198	3		1:11.095	3		1:09.923	3		1:10.616	3		1:10.069
128	1.074	1:10.299	128	1.298	1:10.422	128	1.065	1:10.862	128	1.798	1:10.656	128	1.787	1:10.605	128	2.379	1:10.661
32	6.151	1:11.320	32	7.079	1:11.126	68	1 LAP	1:19.767	32	8.100	1:11.070	33	1 LAP	1:14.560	33	1 LAP	1:13.527
57	7.072	1:11.210	57	7.772	1:10.898	81	1 LAP	1:18.965	57	10.569	1:11.889	32	8.873	1:11.389	32	10.499	1:11.695
73	9.338	1:12.101	73	11.428	1:12.288	32	6.953	1:10.969	68	1 LAP	1:18.333	57	11.390	1:11.437	57	13.535	1:12.214
7	10.043	1:12.285	7	11.869	1:12.024	57	8.603	1:11.926	73	14.813	1:12.125	73	16.388	1:12.191	73	18.082	1:11.763
5	10.789	1:11.602	5	13.781	1:13.190	93	1 LAP	1:21.759	7	15.463	1:12.402	7	16.966	1:12.119	67	18.404	1:11.408
67	14.565	1:12.601	67	15.821	1:11.454	73	12.611	1:12.278	5	16.322	1:11.851	67	17.065	1:11.094	7	19.084	1:12.187
69	14.967	1:13.195	69	16.282	1:11.513	7	12.984	1:12.210	67	16.587	1:10.998	5	17.444	1:11.738	5	19.598	1:12.223
54	17.717	1:12.776	54	20.790	1:13.271	5	14.394	1:11.708	81	1 LAP	1:20.363	69	19.989	1:12.527	69	21.953	1:12.033
157	18.546	1:12.798	157	20.854	1:12.506	67	15.512	1:10.786	69	18.078	1:11.462	68	1 LAP	1:20.637	68	1 LAP	1:17.794
94	20.481	1:13.308	94	23.669	1:13.386	69	16.539	1:11.352	93	1 LAP	1:20.881	81	1 LAP	1:20.268	157	31.049	1:12.971
25	21.288	1:13.151	25	24.225	1:13.135	157	23.316	1:13.557	157	26.449	1:13.056	157	28.147	1:12.314	25	35.761	1:13.917
71	22.822	1:12.834	71	25.042	1:12.418	25	25.731	1:12.601	71	29.533	1:13.108	93	1 LAP	1:20.300	71	36.163	1:14.229
1	23.749	1:13.149	1	26.738	1:13.187	94	25.946	1:13.372	25	29.804	1:13.996	25	31.913	1:12.725	94	38.367	1:15.318
47	29.146	1:14.136	47	33.496	1:14.548	71	26.348	1:12.401	94	30.279	1:14.256	71	32.003	1:13.086	1	38.940	1:14.582
89	29.661	1:14.333	89	34.056	1:14.593	1	28.853	1:13.210	1	31.790	1:12.860	94	33.118	1:13.455	93	1 LAP	1:21.091
55	30.025	1:14.174	83	34.797	1:14.038	47	36.932	1:14.531	47	40.727	1:13.718	1	34.427	1:13.253	47	48.878	1:14.571
83	30.957	1:13.853	55	34.839	1:15.012	89	37.354	1:14.393	89	41.074	1:13.643	47	44.376	1:14.265	89	49.283	1:14.568
56	41.172	1:16.554	56	46.972	1:15.998	83	38.040	1:14.338	83	41.732	1:13.615	89	44.784	1:14.326	83	49.582	1:14.384
52	44.823	1:15.058	52	49.679	1:15.054	55	39.867	1:16.123	55	48.676	1:18.732	83	45.267	1:14.151	55	1:05.302	1:18.430
44	47.496	1:17.179	44	54.117	1:16.819	54	45.426	1:35.731	56	59.094	1:16.911	55	56.941	1:18.881	52	1:09.782	1:15.833
33	1:01.558	1:13.999	33	1:05.566	1:14.206	56	52.106	1:16.229	52	59.231	1:16.253	52	1:04.018	1:15.403	56	1:11.114	1:15.989
68	1:04.817	1:19.437				52	52.901	1:14.317	44	1:04.933	1:15.880	56	1:05.194	1:16.716			
81	1:09.241	1:20.743				44	58.976	1:15.954				44	1:09.814	1:15.497			
93	1:09.990	1:21.772				33	1:08.732	1:14.261									

Session Start: 15:34:43 - Finish: 15:50:04
Weather/Track Conditions: Sun/Dry
Circuit: Silverstone National
Track Length: 2.638 Km - 1.6390 miles

Silverstone Finals Historic Race Meeting - 21 - 22 Oct 2017

HSCC/HRSR Historic Touring Cars

Race 17 - Lap Chart

Lap 13		
NO	Behind	Laptime
3		1:11.527
128	2.328	1:11.476
44	1 LAP	1:16.312
33	1 LAP	1:14.049
32	11.480	1:12.508
57	13.544	1:11.536
67	18.506	1:11.629
7	18.825	1:11.268
73	18.959	1:12.404
5	19.633	1:11.562
69	22.245	1:11.819
157	34.573	1:15.051
71	37.867	1:13.231
25	38.290	1:14.056
68	1 LAP	1:21.676
94	41.689	1:14.849
1	42.058	1:14.645
93	1 LAP	1:21.275
47	52.518	1:15.167
89	53.147	1:15.391
83	53.301	1:15.246
55	1:12.216	1:18.441
52	1:13.285	1:15.030
56	1:15.360	1:15.773

Session Start: 15:34:43 - Finish: 15:50:04
Weather/Track Conditions: Sun/Dry
Circuit: Silverstone National
Track Length: 2.638 Km - 1.6390 miles

Silverstone Finals Historic Race Meeting - 21 - 22 Oct 2017

HSCC Historic Formula Ford 2000 supported by Lackford Engineering

Qualifying for Race 10 - Classification

Sheet No:

POS	NO	DRIVER/S	CLASS	CLASS POS	CAR MAKE / MODEL	TIME	ON	LAPS	GAP	DIFF	MPH
1	1	Andrew Park	A	1	Reynard SF81	1:01.762	10	11			95.53
2	9	Ian Pearson	A	2	Royale RP30	1:02.001	10	11	0.239	0.239	95.17
3	61	Callum Grant	A	3	Delta T78	1:02.066	9	11	0.304	0.065	95.07
4	2	Benn Simms	A	4	Reynard SF77	1:02.775	8	11	1.013	0.709	93.99
5	99	Guy Sheppard	A	5	Reynard SF77	1:03.404	10	11	1.642	0.629	93.06
6	58	Greg Robertson	A	6	Reynard SF79	1:03.625	11	11	1.863	0.221	92.74
7	6	Jeremy Main	A	7	Reynard SF79	1:03.782	11	11	2.020	0.157	92.51
8	12	Matthew Dunne	A	8	Royale RP27	1:03.828	10	11	2.066	0.046	92.44
9	72	Andrew Storer	A	9	Reynard SF79	1:03.865	11	11	2.103	0.037	92.39
10	77	David Walton	A	10	Royale RP27	1:03.909	10	11	2.147	0.044	92.32
11	95	Jason Redding	A	11	Reynard SF79	1:04.036	8	10	2.274	0.127	92.14
12	18	Stephen Glasswell	A	12	Reynard SF79	1:05.062	7	9	3.300	1.026	90.69
13	29	Antony Denham	B	1	Lola T580	1:05.206	10	10	3.444	0.144	90.49
14	53	Roger Price	A	13	Delta T78	1:05.239	9	10	3.477	0.033	90.44
15	50	Clive Wood	A	14	Reynard SF79	1:05.548	8	8	3.786	0.309	90.02
16	44	Bob Pearson	A	15	Royale RP30	1:06.016	9	10	4.254	0.468	89.38
17	37	Lee Bankhurst	A	16	Royale RP30	1:06.153	4	6	4.391	0.137	89.19
18	69	Adrian Reynard	A	17	Reynard SF78	1:06.153	5	10	4.391	0.000	89.19
19	31	Brian Morris	A	18	Delta T80	1:06.356	7	11	4.594	0.203	88.92
20	28	Fraser Collins	B	2	Lola T580	1:06.550	10	10	4.788	0.194	88.66
21	52	Jennifer Ridgway	A	19	Reynard SF78	1:06.719	7	7	4.957	0.169	88.44
22	75	Colin Wright	A	20	Reynard SF79	1:06.750	10	10	4.988	0.031	88.40
23	45	John Stapleton	C	1	Tui BH2	1:06.873	7	10	5.111	0.123	88.23
24	8	David Margetts	A	21	Royale RP27	1:07.699	9	10	5.937	0.826	87.16
25	49	John Wilkinson	A	22	Reynard SF79	1:09.797	7	9	8.035	2.098	84.54
26	23	Anthony Mitchell	A	23	Reynard SF78	1:11.928	8	9	10.166	2.131	82.03
27	17	Grant Saunders	B	3	Tiga SF78	1:14.388	8	9	12.626	2.460	79.32
28	47	Jon Randall	B	4	Crossle 31F	1:14.898	7	7	13.136	0.510	78.78

Session Start: 12:31:21 - Finish: 12:43:23
Weather/Track Conditions: Cloud/Damp
Circuit: Silverstone National
Track Length: 2.638 Km - 1.6390 miles

These results are provisional until the conclusion of any judicial and technical matters.

Clerk of the Course:	Timekeeper:	Issued at:
Julian Floyd		

MST

Printed : 21-10-2017 - 12:47

Full results available at www.mstworld.com. Email: timing@mstworld.com

Silverstone Finals Historic Race Meeting - 21 - 22 Oct 2017

HSCC Historic Formula Ford 2000 supported by Lackford Engineering

Qualifying for Race 10 - Sector Analysis

1	Andrew Park (A)							Reynard SF81						
lap	Sect-1	Speed	Sect-2	Speed		Laptime	Pit	lap	Sect-1	Speed	Sect-2	Speed		Laptime	Pit
1	39.894	117.5	27.132	113.4		1:07.026		7	38.052	119.2	25.037	115.6		1:03.089	
2	39.171	118.6	26.795	113.6		1:05.966		8	37.881	118.6	26.032	114.6		1:03.913	
3	39.624	118.6	25.978	115.2		1:05.602		9	36.928	119.4	25.765	115.2		1:02.693	
4	39.583	119.2	25.758	114.4		1:05.341		10	36.600	119.8	25.162	116.0		1:01.762	
5	37.869	118.6	25.335	114.6		1:03.204		11	36.877	120.1	25.235	115.0		1:02.112	
6	38.236	119.0	25.510	114.6		1:03.746		12							

2	Benn Simms (A)							Reynard SF77						
lap	Sect-1	Speed	Sect-2	Speed		Laptime	Pit	lap	Sect-1	Speed	Sect-2	Speed		Laptime	Pit
1	42.980	116.9	27.861	113.2		1:10.841		7	37.746	117.7	25.246	114.2		1:02.992	
2	41.449	116.1	26.916	113.4		1:08.365		8	37.435	118.4	25.340	113.2		1:02.775	
3	39.544	117.9	25.990	112.6		1:05.534		9	37.261	119.8	26.335	114.8		1:03.596	
4	39.370	118.8	26.376	113.6		1:05.746		10	37.409	119.2	26.184	100.1		1:03.593	
5	38.515	116.7	25.983	114.2		1:04.498		11	43.907	90.8				1:15.483	
6	38.851	117.5	25.386	114.2		1:04.237		12							

6	Jeremy Main (A)							Reynard SF79						
lap	Sect-1	Speed	Sect-2	Speed		Laptime	Pit	lap	Sect-1	Speed	Sect-2	Speed		Laptime	Pit
1						1:13.070		7						1:06.987	
2						1:09.931		8						1:07.288	
3						1:09.056		9						1:04.430	
4						1:09.609		10						1:03.959	
5						1:09.034		11						1:03.782	
6						1:08.881		12							

8	David Margetts (A)							Royale RP27						
lap	Sect-1	Speed	Sect-2	Speed		Laptime	Pit	lap	Sect-1	Speed	Sect-2	Speed		Laptime	Pit
1	45.897	108.6	29.211	102.9		1:15.108		6	41.770	110.4	27.629	105.9		1:09.399	
2	44.247	109.7	29.223	105.6		1:13.470		7	41.815	110.6	29.450	107.3		1:11.265	
3	42.394	110.2	29.155	106.8		1:11.549		8	40.884	110.6	27.156	107.6		1:08.040	
4	41.784	110.0	28.414	106.2		1:10.198		9	40.458	110.7	27.241	106.8		1:07.699	
5	46.641	110.2	29.260	104.7		1:15.901		10	40.735	108.8	29.488	106.6		1:10.223	

9	Ian Pearson (A)							Royale RP30						
lap	Sect-1	Speed	Sect-2	Speed		Laptime	Pit	lap	Sect-1	Speed	Sect-2	Speed		Laptime	Pit
1	43.628	114.7	27.294	111.5		1:10.922		7	37.573	116.7	25.007	113.4		1:02.580	
2	40.061	116.5	26.711	112.6		1:06.772		8	37.192	117.1	24.858	114.6		1:02.050	
3	39.510	116.5	25.804	112.2		1:05.314		9	37.197	118.1	24.881	113.4		1:02.078	
4	39.092	117.3	25.508	113.2		1:04.600		10	37.227	118.4	24.774	113.6		1:02.001	
5	38.515	116.5	25.108	113.4		1:03.623		11	36.960	118.8	25.849	114.2		1:02.809	
6	39.750	117.1	25.142	115.4		1:04.892		12							

12	Matthew Dunne (A)							Royale RP27						
lap	Sect-1	Speed	Sect-2	Speed		Laptime	Pit	lap	Sect-1	Speed	Sect-2	Speed		Laptime	Pit
1	44.153	108.6	29.104	111.3		1:13.257		7	38.601	117.5	26.658	112.6		1:05.259	
2	41.934	115.9	27.518	112.8		1:09.452		8	38.277	118.8	26.428	113.0		1:04.705	
3	40.287	111.8	27.402	109.1		1:07.689		9	38.186	117.1	26.372	113.0		1:04.558	
4	41.760	118.6	27.447	112.4		1:09.207		10	37.869	118.1	25.959	112.6		1:03.828	
5	39.809	116.5	27.792	113.8		1:07.601		11	38.657	116.7	26.099	112.4		1:04.756	
6	40.440	116.9	26.609	114.4		1:07.049		12							

17	Grant Saunders (B)							Tiga SF78						
lap	Sect-1	Speed	Sect-2	Speed		Laptime	Pit	lap	Sect-1	Speed	Sect-2	Speed		Laptime	Pit
1	59.034	89.2	34.853	92.0		1:33.887		6	45.712	102.0	30.421	102.1		1:16.133	
2	49.391	102.8	31.874	101.5		1:21.265		7	45.581	108.2	29.008	104.6		1:14.589	
3	46.661	107.0	32.611	101.5		1:19.272		8	44.021	85.3	30.367	97.0		1:14.388	
4	44.481	98.5	31.387	93.2		1:15.868		9	44.981	105.8	35.204	98.0		1:20.185	
5	46.535	108.1	29.993	102.0		1:16.528		10							

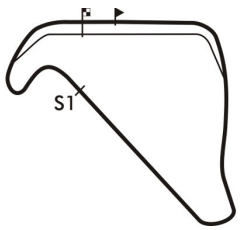

Session Start: 12:31:21 - Finish: 12:43:23
Weather/Track Conditions: Cloud/Damp
Circuit: Silverstone National
Track Length: 2.638 Km - 1.6390 miles

Silverstone Finals Historic Race Meeting - 21 - 22 Oct 2017

HSCC Historic Formula Ford 2000 supported by Lackford Engineering

Qualifying for Race 10 - Sector Analysis

18	Stephen Glasswell (A)							Reynard SF79						
lap	Sect-1	Speed	Sect-2	Speed		Laptime	Pit	lap	Sect-1	Speed	Sect-2	Speed		Laptime	Pit
1	Out	114.1	27.822	111.5		1:08.147		6	39.469	117.5	26.812	113.0		1:06.281	
2	42.824	115.9	28.138	112.2		1:10.962		7	38.799	117.7	26.263	113.2		1:05.062	
3	41.319	115.1	28.080	113.8		1:09.399		8	39.232	118.4	26.078	113.4		1:05.310	
4	41.417	116.5	26.887	113.4		1:08.304		9	39.171	117.9	26.472	113.6		1:05.643	
5	39.612	117.3	26.611	112.4		1:06.223		10							

23	Anthony Mitchell (A)							Reynard SF78						
lap	Sect-1	Speed	Sect-2	Speed		Laptime	Pit	lap	Sect-1	Speed	Sect-2	Speed		Laptime	Pit
1	54.915	86.9	35.420	89.4		1:30.335		6	44.512	110.7	29.968	100.3		1:14.480	
2	49.688	109.8	31.521	97.9		1:21.209		7	43.982	112.6	29.589	103.7		1:13.571	
3	45.588	110.6	30.237	99.9		1:15.825		8	42.708	113.2	29.220	105.1		1:11.928	
4	45.458	99.9	32.066	100.1		1:17.524		9	43.054	106.9	29.956	105.4		1:13.010	
5	46.317	108.9	29.896	102.1		1:16.213		10							

28	Fraser Collins (B)							Lola T580						
lap	Sect-1	Speed	Sect-2	Speed		Laptime	Pit	lap	Sect-1	Speed	Sect-2	Speed		Laptime	Pit
1	46.385	101.7	29.268	108.3		1:15.653		6	43.018	113.9	27.430	103.9		1:10.448	
2	43.582	111.8	28.515	106.2		1:12.097		7	41.178	113.0	26.942	110.2		1:08.120	
3	42.897	112.0	27.502	108.9		1:10.399		8	40.305	113.6	26.858	110.2		1:07.163	
4	42.497	111.7	27.768	109.6		1:10.265		9	39.753	114.3	27.161	110.5		1:06.914	
5	41.717	113.0	27.300	110.0		1:09.017		10	39.671	114.7	26.879	110.0		1:06.550	

29	Antony Denham (B)							Lola T580						
lap	Sect-1	Speed	Sect-2	Speed		Laptime	Pit	lap	Sect-1	Speed	Sect-2	Speed		Laptime	Pit
1	1:10.831	103.9	30.326	97.7		1:41.157		6	41.224	114.3	26.805	111.8		1:08.029	
2	44.750	110.7	28.373	108.9		1:13.123		7	39.882	114.5	26.519	111.5		1:06.401	
3	43.139	111.1	27.667	110.9		1:10.806		8	39.860	111.5	28.014	110.0		1:07.874	
4	41.137	112.8	27.232	110.9		1:08.369		9	39.857	114.3	27.693	111.5		1:07.550	
5	40.071	114.5	26.980	111.7		1:07.051		10	39.014	115.3	26.192	112.0		1:05.206	

31	Brian Morris (A)							Delta T80						
lap	Sect-1	Speed	Sect-2	Speed		Laptime	Pit	lap	Sect-1	Speed	Sect-2	Speed		Laptime	Pit
1	45.780	112.4	27.871	109.2		1:13.651		7	39.563	115.1	26.793	108.0		1:06.356	
2	41.427	115.3	27.524	109.4		1:08.951		8	39.906	113.7	27.091	107.5		1:06.997	
3	41.046	115.3	27.292	108.7		1:08.338		9	40.299	115.3	27.594	106.4		1:07.893	
4	40.787	115.5	27.150	108.9		1:07.937		10	40.540	113.9	27.988	101.5		1:08.528	
5	40.283	114.9	26.805	109.4		1:07.088		11	42.802	105.5				1:26.050	
6	42.263	109.1	27.174	109.4		1:09.437		12							

37	Lee Bankhurst (A)							Royale RP30						
lap	Sect-1	Speed	Sect-2	Speed		Laptime	Pit	lap	Sect-1	Speed	Sect-2	Speed		Laptime	Pit
1	46.285	110.2	29.751	107.6		1:16.036		4	39.848	113.4	26.305	109.4		1:06.153	
2	42.649	111.7	27.313	109.4		1:09.962		5	39.712	110.9	26.994	110.0		1:06.706	
3	42.496	112.4	26.699	108.7		1:09.195		6	43.939	113.6				1:20.984	

44	Bob Pearson (A)							Royale RP30						
lap	Sect-1	Speed	Sect-2	Speed		Laptime	Pit	lap	Sect-1	Speed	Sect-2	Speed		Laptime	Pit
1	49.377	92.1	32.623	102.3		1:22.000		6	41.437	114.9	27.728	106.1		1:09.165	
2	46.493	108.6	30.670	107.6		1:17.163		7	40.334	114.5	27.089	111.3		1:07.423	
3	45.827	100.0	29.629	109.2		1:15.456		8	40.135	114.9	28.010	112.0		1:08.145	
4	42.598	113.4	28.536	110.2		1:11.134		9	39.364	115.9	26.652	111.5		1:06.016	
5	41.511	114.9	27.861	110.7		1:09.372		10	39.209	115.3	27.042	111.3		1:06.251	

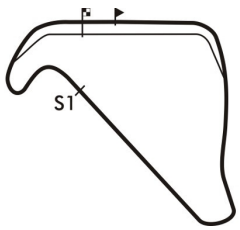

Session Start: 12:31:21 - Finish: 12:43:23
Weather/Track Conditions: Cloud/Damp
Circuit: Silverstone National
Track Length: 2.638 Km - 1.6390 miles

Silverstone Finals Historic Race Meeting - 21 - 22 Oct 2017

HSCC Historic Formula Ford 2000 supported by Lackford Engineering

Qualifying for Race 10 - Sector Analysis

45 John Stapleton (C) — Tui BH2

lap	Sect-1	Speed	Sect-2	Speed	Laptime	Pit	lap	Sect-1	Speed	Sect-2	Speed	Laptime	Pit
1	50.127	106.0	31.696	105.9	1:21.823		6	40.563	117.1	27.220	111.3	1:07.783	
2	52.329	105.2	30.334	105.9	1:22.663		7	39.659	115.5	27.214	111.3	1:06.873	
3	45.353	110.6	29.495	105.6	1:14.848		8	39.931	115.3	27.396	111.1	1:07.327	
4	43.296	112.6	28.824	109.8	1:12.120		9	40.363	113.0	27.996	110.5	1:08.359	
5	41.475	115.5	27.741	112.2	1:09.216		10	40.215	117.7	27.413	110.2	1:07.628	

47 Jon Randall (B) — Crossle 31F

lap	Sect-1	Speed	Sect-2	Speed	Laptime	Pit	lap	Sect-1	Speed	Sect-2	Speed	Laptime	Pit
1	48.599	98.7	32.288	99.3	1:20.887		5	46.745	104.5	31.785	101.2	1:18.530	
2	3:11.222	87.2	33.173	87.5	3:44.395		6	44.682	104.7	31.573	99.3	1:16.255	
3	49.522	101.8	32.196	98.5	1:21.718		7	44.847	108.6	30.051	101.2	1:14.898	
4	48.325	95.1	32.551	95.2	1:20.876		8						

49 John Wilkinson (A) — Reynard SF79

lap	Sect-1	Speed	Sect-2	Speed	Laptime	Pit	lap	Sect-1	Speed	Sect-2	Speed	Laptime	Pit
1	52.181	96.7	31.356	98.2	1:23.537		6	42.419	114.3	28.488	109.6	1:10.907	
2	48.268	102.6	31.079	99.5	1:19.347		7	41.619	114.5	28.178	110.9	1:09.797	
3	45.552	109.7	28.770	110.5	1:14.322		8	41.399	115.1	28.612	103.2	1:10.011	
4	43.277	112.0	28.753	108.3	1:12.030		9	41.450	114.5	28.468	107.5	1:09.918	
5	1:31.959	113.0	28.529	109.6	2:00.488		10						

50 Clive Wood (A) — Reynard SF79

lap	Sect-1	Speed	Sect-2	Speed	Laptime	Pit	lap	Sect-1	Speed	Sect-2	Speed	Laptime	Pit
1	49.895	87.2			1:30.599		5	41.141	115.5	27.822	105.9	1:08.963	
2	Out	108.4	30.105	101.5	3:26.258	P	6	40.063	116.1	26.875	112.2	1:06.938	
3	43.348	102.5	28.400	110.5	1:11.748		7	38.973	117.1	26.729	111.3	1:05.702	
4	43.074	115.3	27.436	109.4	1:10.510		8	39.027	116.9	26.521	112.6	1:05.548	

52 Jennifer Ridgway (A) — Reynard SF78

lap	Sect-1	Speed	Sect-2	Speed	Laptime	Pit	lap	Sect-1	Speed	Sect-2	Speed	Laptime	Pit
1	45.264	109.8			1:31.430		5	40.900	111.5	27.518	107.3	1:08.418	
2	Out	110.4	28.188	108.0	4:16.195	P	6	39.857	112.2	26.990	107.1	1:06.847	
3	43.802	110.7	28.392	108.5	1:12.194		7	39.981	111.8	26.738	108.2	1:06.719	
4	41.898	112.0	28.025	108.2	1:09.923		8						

53 Roger Price (A) — Delta T78

lap	Sect-1	Speed	Sect-2	Speed	Laptime	Pit	lap	Sect-1	Speed	Sect-2	Speed	Laptime	Pit
1	47.466	111.8	29.899	107.3	1:17.365		6	45.480	90.6	28.468	111.7	1:13.948	
2	42.208	113.0	26.989	111.8	1:09.197		7	39.287	113.4	26.322	111.3	1:05.609	
3	42.000	113.4	26.863	111.7	1:08.863		8	39.372	114.5	26.011	112.4	1:05.383	
4	39.975	86.1	29.287	112.0	1:09.262		9	38.288	115.1	26.951	108.7	1:05.239	
5	39.352	114.3	26.452	112.6	1:05.804		10	38.901	114.9	28.182	112.2	1:07.083	

58 Greg Robertson (A) — Reynard SF79

lap	Sect-1	Speed	Sect-2	Speed	Laptime	Pit	lap	Sect-1	Speed	Sect-2	Speed	Laptime	Pit
1	45.724	103.9	29.959	110.7	1:15.683		7	39.044	117.3	25.982	113.8	1:05.026	
2	43.272	114.7	28.046	112.2	1:11.318		8	38.564	115.7	26.425	114.2	1:04.989	
3	41.354	113.6	28.154	112.6	1:09.508		9	38.150	117.5	26.071	113.8	1:04.221	
4	41.673	116.7	27.382	112.6	1:09.055		10	38.069	117.9	25.851	113.2	1:03.920	
5	39.989	116.9	26.956	114.0	1:06.945		11	37.720	118.8	25.905	114.4	1:03.625	
6	40.652	117.1	26.208	113.6	1:06.860		12						

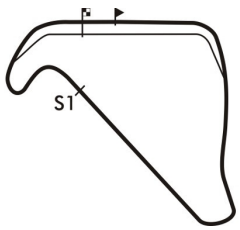

Session Start: 12:31:21 - Finish: 12:43:23
Weather/Track Conditions: Cloud/Damp
Circuit: Silverstone National
Track Length: 2.638 Km - 1.6390 miles

Silverstone Finals Historic Race Meeting - 21 - 22 Oct 2017

HSCC Historic Formula Ford 2000 supported by Lackford Engineering

Qualifying for Race 10 - Sector Analysis

61	Callum Grant (A)							Delta T78							
lap	Sect-1	Speed	Sect-2	Speed		Laptime	Pit	lap	Sect-1	Speed	Sect-2	Speed		Laptime	Pit
1	42.912	115.3	27.273	112.2		1:10.185		7	37.917	117.5	25.421	111.7		1:03.338	
2	41.843	117.1	26.839	113.2		1:08.682		8	37.899	117.5	25.142	114.0		1:03.041	
3	41.318	116.5	25.594	112.8		1:06.912		9	36.879	117.9	25.187	114.6		1:02.066	
4	39.147	117.5	25.427	113.2		1:04.574		10	38.235	119.2	25.434	114.0		1:03.669	
5	37.861	117.7	26.168	114.2		1:04.029		11	37.760	118.1	25.540	113.4		1:03.300	
6	39.142	116.9	26.028	113.8		1:05.170		12							

69	Adrian Reynard (A)							Reynard SF78							
lap	Sect-1	Speed	Sect-2	Speed		Laptime	Pit	lap	Sect-1	Speed	Sect-2	Speed		Laptime	Pit
1	46.875	114.9	29.191	105.9		1:16.066		6	39.719	115.9	26.913	110.3		1:06.632	
2	41.856	115.9	27.184	111.3		1:09.040		7	39.424	115.5	27.058	109.4		1:06.482	
3	41.554	110.2	27.226	111.5		1:08.780		8	39.672	115.7	27.162	109.4		1:06.834	
4	41.291	110.9	26.917	111.1		1:08.208		9	39.661	115.3	27.624	110.3		1:07.285	
5	39.397	115.9	26.756	111.8		1:06.153		10	39.914	116.7	27.343	106.6		1:07.257	

72	Andrew Storer (A)							Reynard SF79							
lap	Sect-1	Speed	Sect-2	Speed		Laptime	Pit	lap	Sect-1	Speed	Sect-2	Speed		Laptime	Pit
1	42.368	114.1	27.555	109.6		1:09.923		7	38.073	116.1	26.235	112.0		1:04.308	
2	40.189	115.3	27.416	111.8		1:07.605		8	38.184	116.1	26.027	111.7		1:04.211	
3	39.924	115.9	26.959	111.1		1:06.883		9	38.125	117.3	26.184	113.2		1:04.309	
4	39.382	116.3	26.537	112.4		1:05.919		10	38.608	117.1	25.977	112.6		1:04.585	
5	39.084	115.9	25.946	111.8		1:05.030		11	37.692	117.5	26.173	113.6		1:03.865	
6	38.328	116.5	26.338	114.2		1:04.666		12							

75	Colin Wright (A)							Reynard SF79							
lap	Sect-1	Speed	Sect-2	Speed		Laptime	Pit	lap	Sect-1	Speed	Sect-2	Speed		Laptime	Pit
1	44.799	110.6	30.016	108.3		1:14.815		6	41.357	115.7	27.319	110.9		1:08.676	
2	43.112	113.2	27.783	111.3		1:10.895		7	40.427	116.3	27.517	110.9		1:07.944	
3	41.760	115.5	27.147	110.7		1:08.907		8	40.512	115.9	26.801	110.7		1:07.313	
4	41.673	116.7	27.247	111.1		1:08.920		9	40.234	115.3	26.806	111.1		1:07.040	
5	41.548	115.5	27.489	110.5		1:09.037		10	39.922	115.5	26.828	110.3		1:06.750	

77	David Walton (A)							Royale RP27							
lap	Sect-1	Speed	Sect-2	Speed		Laptime	Pit	lap	Sect-1	Speed	Sect-2	Speed		Laptime	Pit
1	42.416	114.5	28.003	110.5		1:10.419		7	38.226	115.5	25.726	112.0		1:03.952	
2	40.263	115.1	26.771	110.7		1:07.034		8	38.159	116.1	26.067	111.1		1:04.226	
3	39.109	116.9	27.021	111.8		1:06.130		9	37.668	117.1	26.551	111.8		1:04.219	
4	39.514	117.1	26.549	112.0		1:06.063		10	37.982	117.1	25.927	112.0		1:03.909	
5	39.585	115.7	26.454	111.1		1:06.039		11	37.500	116.7	26.441	113.2		1:03.941	
6	38.708	115.7	26.223	112.6		1:04.931		12							

95	Jason Redding (A)							Reynard SF79							
lap	Sect-1	Speed	Sect-2	Speed		Laptime	Pit	lap	Sect-1	Speed	Sect-2	Speed		Laptime	Pit
1	46.640	109.3	27.814	107.5		1:14.454		6	40.767	113.6	25.770	110.0		1:06.537	
2	41.477	111.7	27.119	109.6		1:08.596		7	39.332	113.4	25.822	107.6		1:05.154	
3	41.335	112.6	26.004	108.9		1:07.339		8	38.657	113.6	25.379	109.6		1:04.036	
4	40.160	113.6	25.694	109.2		1:05.854		9	38.727	114.5	25.319	110.9		1:04.046	
5	39.634	112.0	26.155	109.6		1:05.789		10	38.993	114.3	25.958	108.2		1:04.951	

99	Guy Sheppard (A)							Reynard SF77							
lap	Sect-1	Speed	Sect-2	Speed		Laptime	Pit	lap	Sect-1	Speed	Sect-2	Speed		Laptime	Pit
1	48.169	112.8	28.202	105.4		1:16.371		7	38.208	115.7	36.027	109.6		1:14.235	
2	42.589	115.7	26.826	112.6		1:09.415		8	38.530	116.7	25.675	112.6		1:04.205	
3	41.077	116.3	26.081	111.5		1:07.158		9	38.090	117.3	25.613	113.8		1:03.703	
4	42.034	115.1	25.796	112.0		1:07.830		10	37.851	116.7	25.553	112.4		1:03.404	
5	38.275	115.5	25.710	113.8		1:03.985		11	37.614	117.9	34.843	100.6		1:12.457	
6	40.701	116.7	25.764	113.0		1:06.465		12							

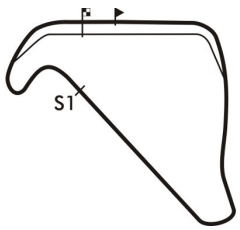

Session Start: 12:31:21 - Finish: 12:43:23
Weather/Track Conditions: Cloud/Damp
Circuit: Silverstone National
Track Length: 2.638 Km - 1.6390 miles

Silverstone Finals Historic Race Meeting - 21 - 22 Oct 2017

HSCC Historic Formula Ford 2000 supported by Lackford Engineering

Qualifying for Race 10 - Best Sector Times

	SECTOR 1			SECTOR 2		
	NO	TIME	LAP	NO	TIME	LAP
1	1	36.600	10	9	24.774	10
2	61	36.879	9	1	25.037	7
3	9	36.960	11	61	25.142	8
4	2	37.261	9	2	25.246	7
5	77	37.500	11	95	25.319	9
6	99	37.614	11	99	25.553	10
7	72	37.692	11	77	25.726	7
8	58	37.720	11	58	25.851	10
9	12	37.869	10	72	25.946	5
10	53	38.288	9	12	25.959	10
11	95	38.657	8	53	26.011	8
12	18	38.799	7	18	26.078	8
13	50	38.973	7	29	26.192	10
14	29	39.014	10	37	26.305	4
15	44	39.209	10	50	26.521	8
16	69	39.397	5	44	26.652	9
17	31	39.563	7	52	26.738	7
18	45	39.659	7	69	26.756	5
19	28	39.671	10	31	26.793	7
20	37	39.712	5	75	26.801	8
21	52	39.857	6	28	26.858	8
22	75	39.922	10	8	27.156	8
23	8	40.458	9	45	27.214	7
24	49	41.399	8	49	28.178	7
25	23	42.708	8	17	29.008	7
26	17	44.021	8	23	29.220	8
27	47	44.682	6	47	30.051	7
28	6			6		

IDEAL / BEST LAP COMPARISON

NO	NAME	BEST	IN	IDEAL	DIFF
1	Andrew Park	1:01.762	10		+0.125
9	Ian Pearson	1:02.001	10		+0.267
61	Callum Grant	1:02.066	9		+0.045
2	Benn Simms	1:02.775	8		+0.268
99	Guy Sheppard	1:03.404	10		+0.237
58	Greg Robertson	1:03.625	11		+0.054
6	Jeremy Main	1:03.782	11		+
12	Matthew Dunne	1:03.828	10		+0.000
72	Andrew Storer	1:03.865	11		+0.227
77	David Walton	1:03.909	10		+0.683
95	Jason Redding	1:04.036	8		+0.060
18	Stephen Glasswell	1:05.062	7		+0.185
29	Antony Denham	1:05.206	10		+0.000
53	Roger Price	1:05.239	9		+0.940
50	Clive Wood	1:05.548	8		+0.054
44	Bob Pearson	1:06.016	9		+0.155
37	Lee Bankhurst	1:06.153	4		+0.136
69	Adrian Reynard	1:06.153	5		+0.000
31	Brian Morris	1:06.356	7		+0.000
28	Fraser Collins	1:06.550	10		+0.021
52	Jennifer Ridgway	1:06.719	7		+0.124
75	Colin Wright	1:06.750	10		+0.027
45	John Stapleton	1:06.873	7		+0.000
8	David Margetts	1:07.699	9		+0.085
49	John Wilkinson	1:09.797	7		+0.220
23	Anthony Mitchell	1:11.928	8		+0.000
17	Grant Saunders	1:14.388	8		+1.359
47	Jon Randall	1:14.898	7		+0.165

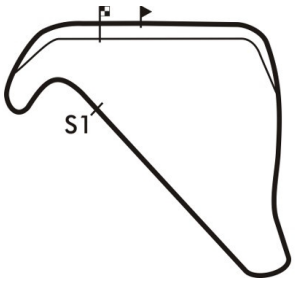

Session Start: 12:31:21 - Finish: 12:43:23
Weather/Track Conditions: Cloud/Damp
Circuit: Silverstone National
Track Length: 2.638 Km - 1.6390 miles

Silverstone Finals Historic Race Meeting - 21 - 22 Oct 2017

HSCC Historic Formula Ford 2000 supported by Lackford Engineering

Qualifying for Race 10 - Best Sector Speeds

	NO	SECTOR 1	MPH	NO	SECTOR 2	MPH
1	1	Andrew Park	120.1	1	Andrew Park	116.0
2	2	Benn Simms	119.8	9	Ian Pearson	115.4
3	61	Callum Grant	119.2	2	Benn Simms	114.8
4	9	Ian Pearson	118.8	61	Callum Grant	114.6
5	12	Matthew Dunne	118.8	12	Matthew Dunne	114.4
6	58	Greg Robertson	118.8	58	Greg Robertson	114.4
7	18	Stephen Glasswell	118.4	72	Andrew Storer	114.2
8	99	Guy Sheppard	117.9	18	Stephen Glasswell	113.8
9	45	John Stapleton	117.7	99	Guy Sheppard	113.8
10	72	Andrew Storer	117.5	77	David Walton	113.2
11	50	Clive Wood	117.1	50	Clive Wood	112.6
12	77	David Walton	117.1	53	Roger Price	112.6
13	69	Adrian Reynard	116.7	45	John Stapleton	112.2
14	75	Colin Wright	116.7	29	Antony Denham	112.0
15	44	Bob Pearson	115.9	44	Bob Pearson	112.0
16	31	Brian Morris	115.5	69	Adrian Reynard	111.8
17	29	Antony Denham	115.3	75	Colin Wright	111.3
18	49	John Wilkinson	115.1	49	John Wilkinson	110.9
19	53	Roger Price	115.1	95	Jason Redding	110.9
20	28	Fraser Collins	114.7	28	Fraser Collins	110.5
21	95	Jason Redding	114.5	37	Lee Bankhurst	110.0
22	37	Lee Bankhurst	113.6	31	Brian Morris	109.4
23	23	Anthony Mitchell	113.2	52	Jennifer Ridgway	108.5
24	52	Jennifer Ridgway	112.2	8	David Margetts	107.6
25	8	David Margetts	110.7	23	Anthony Mitchell	105.4
26	47	Jon Randall	108.6	17	Grant Saunders	104.6
27	17	Grant Saunders	108.2	47	Jon Randall	101.2
28	6	Jeremy Main	0.0	6	Jeremy Main	0.0
29	59	Tom White	0.0	59	Tom White	0.0

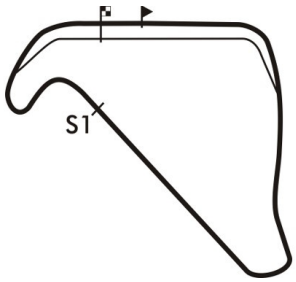

Session Start: 12:31:21 - Finish: 12:43:23
Weather/Track Conditions: Cloud/Damp
Circuit: Silverstone National
Track Length: 2.638 Km - 1.6390 miles

Silverstone Finals Historic Race Meeting - 21 - 22 Oct 2017

HSCC Historic Formula Ford 2000 supported by Lackford Engineering

Race 10 - Starting Grid - Amended

Sheet No:

Start Time : 11:10 - Heat Duration : 15 Minutes

ROW						
15				29	59	Tom White
14	28	47	Jon Randall	27	17	Grant Saunders
13	26	23	Anthony Mitchell	25	49	John Wilkinson
12	24	8	David Margetts	23	45	John Stapleton
11	22	75	Colin Wright	21	52	Jennifer Ridgway
10	20	28	Fraser Collins	19	31	Brian Morris
9	18	69	Adrian Reynard	17	37	Lee Bankhurst
8	16	44	Bob Pearson	15	50	Clive Wood
7	14	53	Roger Price	13	29	Antony Denham
6	12	18	Stephen Glasswell	11	95	Jason Redding
5	10	77	David Walton	9	72	Andrew Storer
4	8	12	Matthew Dunne	7	6	Jeremy Main
3	6	58	Greg Robertson	5	99	Guy Sheppard
2	4	2	Benn Simms	3	61	Callum Grant
1	2	9	Ian Pearson	1	1	Andrew Park

Pole Left

Car 59 allowed to start.

Circuit: Silverstone National
Track Length: 2.638 Km - 1.6390 miles

These results are provisional until the conclusion of any judicial and technical matters.

Clerk of the Course:	Timekeeper:	Issued at:
Julian Floyd		

MST

Printed : 22-10-2017 - 09:33

Full results available at www.mstworld.com. Email: timing@mstworld.com

Silverstone Finals Historic Race Meeting - 21 - 22 Oct 2017

HSCC Historic Formula Ford 2000 supported by Lackford Engineering

Race 10 - Classification

Sheet No:

POS	NO	DRIVER/S	CLASS	CLASS POS	CAR MAKE / MODEL	TIME	LAPS	GAP	DIFF	MPH	BEST	ON
1	1	Andrew Park	A	1	Reynard SF81	15:27.692	15	-- 15 laps		95.40	1:01.066	10
2	9	Ian Pearson	A	2	Royale RP30	15:31.461	15	3.769	3.769	95.01	1:01.455	7
3	2	Benn Simms	A	3	Reynard SF77	15:33.254	15	5.562	1.793	94.83	1:01.567	14
4	61	Callum Grant	A	4	Delta T78	15:33.594	15	5.902	0.340	94.80	1:01.277	14
5	99	Guy Sheppard	A	5	Reynard SF77	15:54.980	15	27.288	21.386	92.68	1:02.634	9
6	77	David Walton	A	6	Royale RP27	15:55.568	15	27.876	0.588	92.62	1:02.702	15
7	59	Tom White	B	1	Osella FAF	15:56.930	15	29.238	1.362	92.48	1:02.536	10
8	72	Andrew Storer	A	7	Reynard SF79	16:00.062	15	32.370	3.132	92.19	1:03.049	9
9	58	Greg Robertson	A	8	Reynard SF79	16:01.692	15	34.000	1.630	92.03	1:03.134	6
10	69	Adrian Reynard	A	9	Reynard SF78	16:02.684	15	34.992	0.992	91.93	1:02.722	7
11	6	Jeremy Main	A	10	Reynard SF79	16:04.396	15	36.704	1.712	91.77	1:03.062	14
12	12	Matthew Dunne	A	11	Royale RP27	16:04.459	15	36.767	0.063	91.76	1:03.280	6
13	18	Stephen Glasswell	A	12	Reynard SF79	16:06.631	15	38.939	2.172	91.56	1:03.399	6
14	95	Jason Redding	A	13	Reynard SF79	16:12.921	15	45.229	6.290	90.97	1:03.530	13
15	50	Clive Wood	A	14	Reynard SF79	16:15.047	15	47.355	2.126	90.77	1:03.664	12
16	28	Fraser Collins	B	2	Lola T580	16:18.368	15	50.676	3.321	90.46	1:03.883	14
17	52	Jennifer Ridgway	A	15	Reynard SF78	16:18.678	15	50.986	0.310	90.43	1:03.747	8
18	45	John Stapleton	C	1	Tui BH2	16:22.046	15	54.354	3.368	90.12	1:04.046	12
19	29	Antony Denham	B	3	Lola T580	16:23.427	15	55.735	1.381	89.99	1:03.939	13
20	53	Roger Price	A	16	Delta T78	16:23.441	15	55.749	0.014	89.99	1:04.587	6
21	75	Colin Wright	A	17	Reynard SF79	16:26.732	15	59.040	3.291	89.69	1:04.470	12
22	44	Bob Pearson	A	18	Royale RP30	16:29.140	15	1:01.448	2.408	89.48	1:04.817	9
23	8	David Margetts	A	19	Royale RP27	15:38.822	14	-- 14 laps	15.547	87.99	1:05.474	8
24	31	Brian Morris	A	20	Delta T80	15:52.456	14	13.634	13.634	86.72	1:03.444	7
25	23	Anthony Mitchell	A	21	Reynard SF78	16:07.048	14	28.226	14.592	85.42	1:06.886	3
26	49	John Wilkinson	A	22	Reynard SF79	16:07.652	14	28.830	0.604	85.36	1:07.011	10
27	47	Jon Randall	B	4	Crossle 31F	16:11.891	14	33.069	4.239	84.99	1:07.682	10
28	17	Grant Saunders	B	5	Tiga SF78	16:17.130	14	38.308	5.239	84.54	1:08.037	9
29	37	Lee Bankhurst	A	23	Royale RP30	16:29.001	12	-- 12 laps	2:29.369	71.59	1:04.461	8

---------- FASTEST LAP SUMMARY ----------

NO	DRIVER/S	CLASS	CAR MAKE / MODEL	FASTEST LAP	ON	MPH
1	Andrew Park	A	Reynard SF81	1:01.066	10	96.62
59	Tom White	B	Osella FAF	1:02.536	10	94.35
45	John Stapleton	C	Tui BH2	1:04.046	12	92.13

Car 72 requires a working transponder - Regulation Q.12.2.1 refers.

Session Start: 11:15:53 - Finish: 11:31:17
Weather/Track Conditions: Cloud/Dry
Circuit: Silverstone National
Track Length: 2.638 Km - 1.6390 miles

These results are provisional until the conclusion of any judicial and technical matters.

Clerk of the Course:	Timekeeper:	Issued at:
Julian Floyd		

MST

Printed : 22-10-2017 - 11:33

Full results available at www.mstworld.com. Email: timing@mstworld.com

Silverstone Finals Historic Race Meeting - 21 - 22 Oct 2017

HSCC Historic Formula Ford 2000 supported by Lackford Engineering

Race 10 - Sector Analysis

1	Andrew Park (A)							Reynard SF81						
lap	Sect-1	Speed	Sect-2	Speed		Laptime	Pit	lap	Sect-1	Speed	Sect-2	Speed		Laptime	Pit
1		113.7	25.370	114.4		1:04.274		9	36.596	117.1	25.106	115.8		1:01.702	
2	36.618	115.1	25.140	114.6		1:01.758		10	36.015	116.1	25.051	115.6		1:01.066	
3	36.681	116.1	25.239	114.0		1:01.920		11	36.313	116.3	25.136	116.0		1:01.449	
4	36.558	116.3	25.217	114.0		1:01.775		12	36.605	116.1	25.185	114.8		1:01.790	
5	36.736	115.7	25.104	114.8		1:01.840		13	36.546	115.5	25.334	115.2		1:01.880	
6	36.190	115.9	25.282	114.8		1:01.472		14	36.585	116.1	25.291	115.0		1:01.876	
7	36.492	116.5	25.243	115.0		1:01.735		15	36.452	116.7	25.370	114.6		1:01.822	
8	36.206	115.1	25.127	114.6		1:01.333		16							

2	Benn Simms (A)							Reynard SF77						
lap	Sect-1	Speed	Sect-2	Speed		Laptime	Pit	lap	Sect-1	Speed	Sect-2	Speed		Laptime	Pit
1		114.3	25.524	114.2		1:04.822		9	36.867	114.3	25.107	114.2		1:01.974	
2	37.079	114.3	25.440	113.8		1:02.519		10	37.216	113.7	25.034	114.2		1:02.250	
3	36.766	115.7	25.379	113.4		1:02.145		11	36.543	115.1	25.068	115.0		1:01.611	
4	36.716	116.1	25.462	113.6		1:02.178		12	37.271	114.9	25.219	114.0		1:02.490	
5	36.988	116.3	25.103	114.4		1:02.091		13	36.778	115.1	25.247	114.6		1:02.025	
6	36.613	115.3	25.086	114.2		1:01.699		14	36.589	115.1	24.978	114.4		1:01.567	
7	36.877	114.9	25.220	114.6		1:02.097		15	36.842	115.1	25.076	114.2		1:01.918	
8	36.648	114.9	25.220	113.2		1:01.868		16							

6	Jeremy Main (A)							Reynard SF79						
lap	Sect-1	Speed	Sect-2	Speed		Laptime	Pit	lap	Sect-1	Speed	Sect-2	Speed		Laptime	Pit
1		113.4	26.356	112.8		1:08.119		9	37.213	114.9	26.087	114.6		1:03.300	
2	38.021	113.7	26.344	112.4		1:04.365		10	37.912	112.8	26.350	113.6		1:04.262	
3	38.557	112.4	26.669	113.4		1:05.226		11	37.965	115.5	26.256	113.6		1:04.221	
4	37.822	114.9	26.687	112.6		1:04.509		12	37.807	113.7	25.907	112.6		1:03.714	
5	37.712	114.5	26.095	113.2		1:03.807		13	37.628	113.6	25.731	113.8		1:03.359	
6	37.299	113.9	26.304	113.8		1:03.603		14	37.473	113.7	25.589	113.6		1:03.062	
7	38.310	112.8	26.292	112.4		1:04.602		15	38.038	113.9	25.979	112.8		1:04.017	
8	38.422	112.8	25.808	113.2		1:04.230		16							

8	David Margetts (A)							Royale RP27						
lap	Sect-1	Speed	Sect-2	Speed		Laptime	Pit	lap	Sect-1	Speed	Sect-2	Speed		Laptime	Pit
1		107.2	27.964	109.8		1:15.407		8	38.695	109.7	26.779	109.8		1:05.474	
2	39.929	108.9	27.350	108.0		1:07.279		9	40.809	108.6	26.383	108.7		1:07.192	
3	39.367	109.3	27.060	108.3		1:06.427		10	39.009	109.1	26.751	109.8		1:05.760	
4	39.067	110.0	27.151	108.7		1:06.218		11	39.158	108.6	26.634	108.9		1:05.792	
5	39.173	109.7	26.774	108.9		1:05.947		12	39.177	109.1	28.781	109.4		1:07.958	
6	38.905	109.3	26.673	108.5		1:05.578		13	39.707	101.2	28.430	109.2		1:08.137	
7	38.966	109.3	27.032	109.4		1:05.998		14	38.987	109.8	26.668	108.7		1:05.655	

9	Ian Pearson (A)							Royale RP30						
lap	Sect-1	Speed	Sect-2	Speed		Laptime	Pit	lap	Sect-1	Speed	Sect-2	Speed		Laptime	Pit
1		113.4	25.416	114.0		1:05.180		9	36.573	115.3	25.404	113.8		1:01.977	
2	36.800	113.9	25.505	114.6		1:02.305		10	36.746	113.6	25.012	113.6		1:01.758	
3	36.974	115.7	25.207	114.0		1:02.181		11	37.008	113.6	25.517	113.8		1:02.525	
4	36.716	116.9	24.847	113.0		1:01.563		12	36.861	113.4	25.074	112.8		1:01.935	
5	36.741	114.3	24.954	113.6		1:01.695		13	36.983	113.4	25.025	113.6		1:02.008	
6	36.609	113.9	25.019	113.2		1:01.628		14	36.723	113.6	25.144	113.4		1:01.867	
7	36.627	114.3	24.828	113.8		1:01.455		15	36.774	113.9	25.063	112.8		1:01.837	
8	36.583	113.4	24.964	113.2		1:01.547		16							

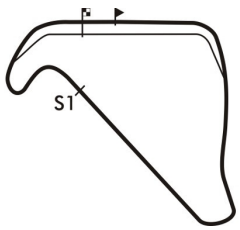

Session Start: 11:15:53 - Finish: 11:31:17
Weather/Track Conditions: Cloud/Dry
Circuit: Silverstone National
Track Length: 2.638 Km - 1.6390 miles

Silverstone Finals Historic Race Meeting - 21 - 22 Oct 2017

HSCC Historic Formula Ford 2000 supported by Lackford Engineering

Race 10 - Sector Analysis

12	Matthew Dunne (A)							Royale RP27						
lap	Sect-1	Speed	Sect-2	Speed		Laptime	Pit	lap	Sect-1	Speed	Sect-2	Speed		Laptime	Pit
1		113.9	26.376	114.0		1:08.433		9	37.577	114.5	26.601	112.6		1:04.178	
2	37.961	116.9	27.010	113.8		1:04.971		10	37.534	114.3	26.159	113.4		1:03.693	
3	37.978	116.7	26.110	113.4		1:04.088		11	37.658	113.9	26.118	113.0		1:03.776	
4	37.742	114.9	26.040	112.6		1:03.782		12	37.428	114.9	26.182	113.0		1:03.610	
5	37.526	115.5	26.307	113.2		1:03.833		13	37.378	115.3	26.606	113.8		1:03.984	
6	37.249	115.1	26.031	113.8		1:03.280		14	37.526	115.3	26.355	114.2		1:03.881	
7	37.981	116.1	26.059	112.2		1:04.040		15	38.265	115.1	26.479	113.4		1:04.744	
8	37.929	115.9	26.237	112.8		1:04.166		16							

17	Grant Saunders (B)							Tiga SF78						
lap	Sect-1	Speed	Sect-2	Speed		Laptime	Pit	lap	Sect-1	Speed	Sect-2	Speed		Laptime	Pit
1		107.7	28.712	106.4		1:17.633		8	41.594	106.2	28.951	106.2		1:10.545	
2	41.625	107.2	27.857	107.8		1:09.482		9	40.689	107.0	27.348	107.8		1:08.037	
3	41.100	106.9	27.754	107.5		1:08.854		10	40.529	107.9	27.668	108.2		1:08.197	
4	41.336	107.5	27.385	108.2		1:08.721		11	41.840	107.5	28.488	104.9		1:10.328	
5	40.981	107.5	27.356	107.8		1:08.337		12	41.656	106.5	28.773	107.8		1:10.429	
6	41.497	107.5	28.220	107.6		1:09.717		13	41.281	107.0	27.469	107.3		1:08.750	
7	40.989	107.4	28.363	101.6		1:09.352		14	40.801	107.2	27.947	106.4		1:08.748	

18	Stephen Glasswell (A)							Reynard SF79						
lap	Sect-1	Speed	Sect-2	Speed		Laptime	Pit	lap	Sect-1	Speed	Sect-2	Speed		Laptime	Pit
1		114.7	26.632	113.8		1:09.523		9	37.404	115.1	26.096	113.8		1:03.500	
2	37.984	115.9	26.327	114.4		1:04.311		10	37.858	114.7	25.884	113.8		1:03.742	
3	38.175	116.1	26.555	113.8		1:04.730		11	38.379	115.3	26.201	113.4		1:04.580	
4	37.924	115.3	26.219	112.8		1:04.143		12	37.957	114.5	26.066	113.4		1:04.023	
5	37.564	116.9	26.082	113.8		1:03.646		13	37.966	116.3	26.125	114.0		1:04.091	
6	37.325	116.5	26.074	114.6		1:03.399		14	38.220	113.9	25.872	113.2		1:04.092	
7	38.167	114.9	26.129	113.2		1:04.296		15	37.807	116.3	26.664	113.0		1:04.471	
8	38.017	115.7	26.067	113.2		1:04.084		16							

23	Anthony Mitchell (A)							Reynard SF78						
lap	Sect-1	Speed	Sect-2	Speed		Laptime	Pit	lap	Sect-1	Speed	Sect-2	Speed		Laptime	Pit
1		103.9	28.162	111.1		1:15.802		8	40.092	110.6	27.299	111.3		1:07.391	
2	40.103	111.8	27.694	110.2		1:07.797		9	41.305	111.1	27.480	110.2		1:08.785	
3	39.418	111.5	27.468	110.0		1:06.886		10	40.472	110.9	27.681	110.3		1:08.153	
4	39.830	110.7	27.712	110.2		1:07.542		11	49.238	111.1	27.291	110.2		1:16.529	
5	39.658	111.5	27.576	108.0		1:07.234		12	40.115	111.3	27.179	110.5		1:07.294	
6	40.487	110.0	27.357	110.3		1:07.844		13	40.273	104.7	28.505	110.3		1:08.778	
7	40.008	111.1	27.202	109.8		1:07.210		14	41.879	102.8	27.924	110.7		1:09.803	

28	Fraser Collins (B)							Lola T580						
lap	Sect-1	Speed	Sect-2	Speed		Laptime	Pit	lap	Sect-1	Speed	Sect-2	Speed		Laptime	Pit
1		109.8	27.739	109.2		1:13.449		9	38.079	111.8	26.314	111.5		1:04.393	
2	39.261	112.6	26.565	112.6		1:05.826		10	37.956	112.0	26.223	112.4		1:04.179	
3	38.954	111.1	26.801	111.5		1:05.755		11	38.169	111.1	26.224	111.8		1:04.393	
4	38.149	112.8	26.533	112.4		1:04.682		12	38.396	110.7	26.233	111.7		1:04.629	
5	38.636	111.7	26.204	112.6		1:04.840		13	37.774	112.2	26.222	111.7		1:03.996	
6	38.446	112.4	26.475	112.0		1:04.921		14	37.858	112.0	26.025	112.2		1:03.883	
7	38.051	113.9	26.253	113.4		1:04.304		15	38.030	112.2	26.206	112.0		1:04.236	
8	38.617	113.0	26.265	111.5		1:04.882		16							

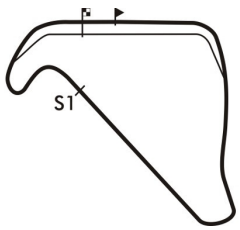

Session Start: 11:15:53 - Finish: 11:31:17
Weather/Track Conditions: Cloud/Dry
Circuit: Silverstone National
Track Length: 2.638 Km - 1.6390 miles

Silverstone Finals Historic Race Meeting - 21 - 22 Oct 2017

HSCC Historic Formula Ford 2000 supported by Lackford Engineering

Race 10 - Sector Analysis

29	Antony Denham (B)							Lola T580						
lap	Sect-1	Speed	Sect-2	Speed		Laptime	Pit	lap	Sect-1	Speed	Sect-2	Speed		Laptime	Pit
1		107.5	27.381	112.0		1:10.980		9	38.491	112.4	26.367	112.8		1:04.858	
2	39.774	112.6	28.260	110.2		1:08.034		10	38.310	112.8	26.451	112.8		1:04.761	
3	39.454	110.9	27.098	112.6		1:06.552		11	38.124	112.0	26.272	113.0		1:04.396	
4	38.204	113.4	26.607	112.8		1:04.811		12	37.899	113.2	26.377	112.8		1:04.276	
5	38.160	108.4	26.820	113.2		1:04.980		13	37.796	113.9	26.143	112.8		1:03.939	
6	38.109	112.2	26.787	112.0		1:04.896		14	37.999	113.6	26.269	111.7		1:04.268	
7	38.933	113.2	26.614	112.4		1:05.547		15	38.993	114.1	26.362	112.2		1:05.355	
8	39.177	110.4	26.597	113.2		1:05.774		16							

31	Brian Morris (A)							Delta T80						
lap	Sect-1	Speed	Sect-2	Speed		Laptime	Pit	lap	Sect-1	Speed	Sect-2	Speed		Laptime	Pit
1		112.6	39.513	99.9		1:24.305		8	37.784	113.7	25.803	113.2		1:03.587	
2	39.749	112.8	26.523	111.7		1:06.272		9	51.279	109.7	26.686	110.0		1:17.965	
3	38.251	115.3	26.011	112.6		1:04.262		10	38.741	112.8	26.136	111.3		1:04.877	
4	39.873	113.9	26.220	112.0		1:06.093		11	39.092	111.7	26.546	109.4		1:05.638	
5	37.799	114.5	26.255	111.8		1:04.054		12	38.905	113.6	27.358	108.0		1:06.263	
6	37.920	113.7	25.982	112.6		1:03.902		13	39.311	102.8	28.814	95.6		1:08.125	
7	37.676	114.5	25.768	111.8		1:03.444		14	42.615	96.4	31.054	94.5		1:13.669	

37	Lee Bankhurst (A)							Royale RP30						
lap	Sect-1	Speed	Sect-2	Speed		Laptime	Pit	lap	Sect-1	Speed	Sect-2	Speed		Laptime	Pit
1		111.8	27.073	110.2		1:11.522		7	38.835	111.1	26.202	110.9		1:05.037	
2	38.989	111.8	26.911	110.5		1:05.900		8	38.511	110.9	25.950	110.9		1:04.461	
3	39.012	111.5	26.469	110.2		1:05.481		9	38.308	111.7	26.256	111.1		1:04.564	
4	41.794	78.4				1:28.821		10	38.562	112.2	26.254	111.3		1:04.816	
5	Out	110.6	26.735	110.9		4:02.352	P	11	38.591	107.7	26.375	110.7		1:04.966	
6	39.703	110.9	26.571	110.2		1:06.274		12	38.482	112.2	26.325	110.5		1:04.807	

44	Bob Pearson (A)							Royale RP30						
lap	Sect-1	Speed	Sect-2	Speed		Laptime	Pit	lap	Sect-1	Speed	Sect-2	Speed		Laptime	Pit
1		112.0	28.117	111.5		1:13.728		9	38.185	113.4	26.632	112.2		1:04.817	
2	39.187	114.7	27.192	113.2		1:06.379		10	38.114	113.0	26.874	112.4		1:04.988	
3	39.355	114.3	27.309	113.2		1:06.664		11	38.364	112.0	26.495	111.8		1:04.859	
4	38.723	112.2	26.637	112.8		1:05.360		12	38.591	111.3	27.177	112.0		1:05.768	
5	38.531	113.4	26.747	112.8		1:05.278		13	38.199	113.2	26.876	112.2		1:05.075	
6	38.053	113.2	26.870	112.8		1:04.923		14	38.207	113.2	27.062	111.5		1:05.269	
7	38.427	114.3	26.804	112.0		1:05.231		15	38.214	113.2	27.651	110.0		1:05.865	
8	38.282	113.0	26.654	112.2		1:04.936		16							

45	John Stapleton (C)							Tui BH2						
lap	Sect-1	Speed	Sect-2	Speed		Laptime	Pit	lap	Sect-1	Speed	Sect-2	Speed		Laptime	Pit
1		113.6	26.930	113.8		1:14.342		9	38.441	112.6	26.177	112.4		1:04.618	
2	38.902	116.7	26.255	114.0		1:05.157		10	38.105	112.8	26.035	113.8		1:04.140	
3	39.704	112.8	27.227	112.6		1:06.931		11	38.446	112.4	26.072	113.6		1:04.518	
4	38.572	113.2	26.495	113.8		1:05.067		12	37.869	113.7	26.177	113.6		1:04.046	
5	38.663	114.3	26.484	114.0		1:05.147		13	38.631	115.1	26.298	112.6		1:04.929	
6	38.647	112.2	26.510	114.2		1:05.157		14	37.994	113.6	26.052	113.2		1:04.046	
7	38.237	114.3	26.137	114.4		1:04.374		15	38.627	113.0	26.333	112.8		1:04.960	
8	38.363	107.9	26.251	112.6		1:04.614		16							

47	Jon Randall (B)							Crossle 31F						
lap	Sect-1	Speed	Sect-2	Speed		Laptime	Pit	lap	Sect-1	Speed	Sect-2	Speed		Laptime	Pit
1		105.4	28.672	108.0		1:17.924		8	41.070	106.2	28.081	107.1		1:09.151	
2	41.976	106.9	27.849	108.0		1:09.825		9	41.491	107.9	27.911	108.0		1:09.402	
3	40.707	107.2	27.901	108.7		1:08.608		10	40.323	107.2	27.359	108.3		1:07.682	
4	41.490	107.0	27.552	108.0		1:09.042		11	41.014	106.5	27.790	105.2		1:08.804	
5	40.407	108.4	27.504	108.3		1:07.911		12	41.306	106.5	28.026	105.6		1:09.332	
6	40.818	106.2	28.121	107.5		1:08.939		13	40.550	106.2	27.263	107.8		1:07.813	
7	40.824	106.7	28.594	107.3		1:09.418		14	40.564	106.9	27.476	107.3		1:08.040	

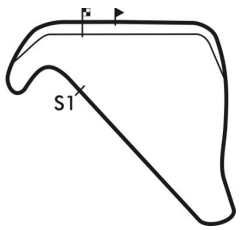

Session Start: 11:15:53 - Finish: 11:31:17
Weather/Track Conditions: Cloud/Dry
Circuit: Silverstone National
Track Length: 2.638 Km - 1.6390 miles

Silverstone Finals Historic Race Meeting - 21 - 22 Oct 2017

HSCC Historic Formula Ford 2000 supported by Lackford Engineering

Race 10 - Sector Analysis

49	John Wilkinson (A)							Reynard SF79						
lap	Sect-1	Speed	Sect-2	Speed		Laptime	Pit	lap	Sect-1	Speed	Sect-2	Speed		Laptime	Pit
1		111.5	28.493	110.3		1:16.839		8	46.468	104.5	28.939	104.6		1:15.407	
2	41.311	111.1	27.796	110.9		1:09.107		9	41.918	110.7	27.574	111.3		1:09.492	
3	40.446	111.1	27.838	110.9		1:08.284		10	39.780	110.9	27.231	111.7		1:07.011	
4	40.800	111.5	27.680	111.3		1:08.480		11	40.071	112.0	27.318	111.1		1:07.389	
5	39.939	112.4	27.281	111.7		1:07.220		12	39.602	113.4	27.521	112.8		1:07.123	
6	39.751	111.8	27.580	111.8		1:07.331		13	40.913	112.2	27.521	106.2		1:08.434	
7	40.113	111.3	27.152	110.9		1:07.265		14	40.253	112.4	28.017	112.6		1:08.270	

50	Clive Wood (A)							Reynard SF79						
lap	Sect-1	Speed	Sect-2	Speed		Laptime	Pit	lap	Sect-1	Speed	Sect-2	Speed		Laptime	Pit
1		110.9	27.753	112.4		1:12.137		9	38.013	113.7	25.965	112.0		1:03.978	
2	39.314	108.1	27.154	113.0		1:06.468		10	37.878	113.7	26.014	112.2		1:03.892	
3	38.754	114.3	26.906	112.8		1:05.660		11	37.895	113.0	26.055	112.8		1:03.950	
4	38.540	113.9	26.464	110.5		1:05.004		12	37.707	113.9	25.957	112.6		1:03.664	
5	38.594	115.1	26.234	113.4		1:04.828		13	37.594	114.5	26.084	112.6		1:03.678	
6	38.578	113.0	26.255	110.7		1:04.833		14	37.768	114.1	25.946	113.2		1:03.714	
7	38.018	113.6	26.231	112.2		1:04.249		15	38.552	114.3	26.207	113.0		1:04.759	
8	38.150	113.4	26.083	112.6		1:04.233		16							

52	Jennifer Ridgway (A)							Reynard SF78						
lap	Sect-1	Speed	Sect-2	Speed		Laptime	Pit	lap	Sect-1	Speed	Sect-2	Speed		Laptime	Pit
1		111.7	28.675	106.4		1:13.337		9	38.231	111.3	26.415	111.8		1:04.646	
2	38.791	112.8	26.791	110.9		1:05.582		10	38.341	112.8	26.201	110.7		1:04.542	
3	38.666	113.7	26.523	111.3		1:05.189		11	38.237	110.7	25.554	111.5		1:03.791	
4	38.538	111.3	26.205	109.6		1:04.743		12	38.413	111.3	26.310	109.6		1:04.723	
5	39.581	108.1	26.589	111.1		1:06.170		13	37.908	111.3	26.005	110.7		1:03.913	
6	38.746	109.7	26.487	111.3		1:05.233		14	37.987	112.4	26.015	110.5		1:04.002	
7	38.949	111.8	26.199	110.3		1:05.148		15	37.961	112.2	25.951	111.8		1:03.912	
8	37.911	111.3	25.836	111.7		1:03.747		16							

53	Roger Price (A)							Delta T78						
lap	Sect-1	Speed	Sect-2	Speed		Laptime	Pit	lap	Sect-1	Speed	Sect-2	Speed		Laptime	Pit
1		112.0	26.898	110.7		1:11.071		9	38.567	110.7	26.297	110.5		1:04.864	
2	39.346	110.7	27.120	111.1		1:06.466		10	38.286	111.1	26.347	111.1		1:04.633	
3	39.496	111.1	26.628	111.1		1:06.124		11	38.405	110.7	26.453	111.1		1:04.858	
4	38.940	110.6	26.559	109.1		1:05.499		12	38.425	111.7	26.371	111.1		1:04.796	
5	38.563	111.5	26.283	110.5		1:04.846		13	38.654	111.1	26.596	110.5		1:05.250	
6	38.509	110.6	26.078	110.9		1:04.587		14	38.354	112.8	26.480	110.9		1:04.834	
7	38.428	110.7	26.549	111.1		1:04.977		15	39.048	111.1	26.433	111.3		1:05.481	
8	38.536	110.9	26.619	109.8		1:05.155		16							

58	Greg Robertson (A)							Reynard SF79						
lap	Sect-1	Speed	Sect-2	Speed		Laptime	Pit	lap	Sect-1	Speed	Sect-2	Speed		Laptime	Pit
1		112.8	26.393	114.4		1:07.810		9	37.577	113.9	25.954	113.0		1:03.531	
2	38.188	115.3	26.470	113.0		1:04.658		10	38.019	113.9	26.075	114.2		1:04.094	
3	38.017	115.1	26.145	113.0		1:04.162		11	37.586	114.5	25.740	114.0		1:03.326	
4	37.814	115.1	26.041	112.8		1:03.855		12	37.298	116.5	26.782	113.2		1:04.080	
5	37.529	115.9	25.698	113.6		1:03.227		13	37.796	116.5	25.946	114.4		1:03.742	
6	37.430	115.5	25.704	113.8		1:03.134		14	39.174	115.1	26.465	111.1		1:05.639	
7	37.464	116.7	25.885	113.8		1:03.349		15	38.005	115.5	25.809	113.4		1:03.814	
8	37.366	115.5	25.905	112.6		1:03.271		16							

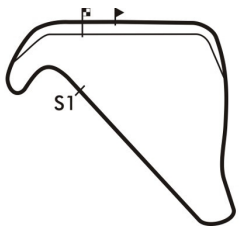

Session Start: 11:15:53 - Finish: 11:31:17
Weather/Track Conditions: Cloud/Dry
Circuit: Silverstone National
Track Length: 2.638 Km - 1.6390 miles

Silverstone Finals Historic Race Meeting - 21 - 22 Oct 2017

HSCC Historic Formula Ford 2000 supported by Lackford Engineering

Race 10 - Sector Analysis

59	Tom White (B)							Osella FAF						
lap	Sect-1	Speed	Sect-2	Speed		Laptime	Pit	lap	Sect-1	Speed	Sect-2	Speed		Laptime	Pit
1		112.0	27.133	111.7		1:13.245		9	37.214	115.5	25.359	114.2		1:02.573	
2	37.966	115.7	26.333	113.8		1:04.299		10	37.132	115.1	25.404	114.2		1:02.536	
3	37.958	113.9	25.482	113.6		1:03.440		11	37.188	114.7	25.547	114.6		1:02.735	
4	38.596	113.9	25.623	113.4		1:04.219		12	37.186	115.9	26.211	114.4		1:03.397	
5	37.512	114.9	25.624	114.4		1:03.136		13	37.376	114.5	25.464	115.2		1:02.840	
6	37.363	115.1	25.377	114.2		1:02.740		14	37.445	115.3	25.516	114.4		1:02.961	
7	37.284	115.9	25.811	113.8		1:03.095		15	37.357	114.9	25.526	113.4		1:02.883	
8	37.377	114.5	25.454	114.4		1:02.831		16							

61	Callum Grant (A)							Delta T78						
lap	Sect-1	Speed	Sect-2	Speed		Laptime	Pit	lap	Sect-1	Speed	Sect-2	Speed		Laptime	Pit
1		113.2	25.543	113.2		1:06.518		9	36.673	115.3	25.424	115.0		1:02.097	
2	37.064	114.5	25.318	113.4		1:02.382		10	37.094	114.5	25.241	114.8		1:02.335	
3	36.724	115.3	25.236	113.8		1:01.960		11	36.495	115.7	25.346	113.8		1:01.841	
4	36.414	116.3	25.444	113.4		1:01.858		12	38.029	115.1	25.149	114.0		1:03.178	
5	36.487	116.5	25.169	114.6		1:01.656		13	36.656	114.9	25.044	115.6		1:01.700	
6	36.395	115.9	25.097	114.8		1:01.492		14	36.289	115.9	24.988	114.4		1:01.277	
7	36.612	115.5	25.272	115.0		1:01.884		15	36.265	115.7	25.254	114.6		1:01.519	
8	36.529	114.9	25.368	114.2		1:01.897		16							

69	Adrian Reynard (A)							Reynard SF78						
lap	Sect-1	Speed	Sect-2	Speed		Laptime	Pit	lap	Sect-1	Speed	Sect-2	Speed		Laptime	Pit
1		110.9	27.711	113.6		1:12.593		9	37.085	115.3	25.807	114.2		1:02.892	
2	38.347	116.3	27.033	114.8		1:05.380		10	37.598	113.9	25.809	114.4		1:03.407	
3	38.633	115.3	26.424	114.4		1:05.057		11	38.042	113.6	25.811	114.0		1:03.853	
4	37.797	113.9	26.052	113.2		1:03.849		12	37.326	114.7	25.685	114.4		1:03.011	
5	37.460	113.7	25.919	114.0		1:03.379		13	37.802	113.9	26.129	115.2		1:03.931	
6	37.335	114.9	25.674	114.2		1:03.009		14	37.185	116.5	25.813	113.6		1:02.998	
7	37.236	115.1	25.486	115.0		1:02.722		15	37.682	113.9	25.757	111.3		1:03.439	
8	37.200	115.5	25.964	114.0		1:03.164		16							

72	Andrew Storer (A)							Reynard SF79						
lap	Sect-1	Speed	Sect-2	Speed		Laptime	Pit	lap	Sect-1	Speed	Sect-2	Speed		Laptime	Pit
1						1:08.796		9						1:03.049	
2						1:04.717		10						1:03.504	
3						1:04.727		11						1:03.049	
4						1:03.799		12						1:03.369	
5						1:03.593		13						1:03.790	
6						1:03.262		14						1:03.589	
7						1:03.532		15						1:03.809	
8						1:03.477		16							

75	Colin Wright (A)							Reynard SF79						
lap	Sect-1	Speed	Sect-2	Speed		Laptime	Pit	lap	Sect-1	Speed	Sect-2	Speed		Laptime	Pit
1		112.4	27.827	113.0		1:13.895		9	38.177	115.3	26.670	111.8		1:04.847	
2	39.800	112.2	27.028	112.8		1:06.828		10	38.253	114.1	26.564	113.2		1:04.817	
3	39.162	114.3	27.438	111.5		1:06.600		11	38.537	113.2	26.470	112.6		1:05.007	
4	38.646	114.7	27.190	112.2		1:05.836		12	38.213	112.6	26.257	112.2		1:04.470	
5	38.396	115.7	26.670	112.0		1:05.066		13	38.354	114.1	26.422	112.2		1:04.776	
6	38.020	114.5	26.884	113.0		1:04.904		14	38.102	114.3	26.519	110.7		1:04.621	
7	38.151	115.7	26.828	112.4		1:04.979		15	38.466	114.3	26.539	112.2		1:05.005	
8	38.442	114.1	26.639	113.4		1:05.081		16							

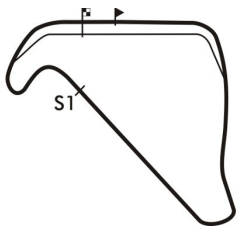

Session Start: 11:15:53 - Finish: 11:31:17
Weather/Track Conditions: Cloud/Dry
Circuit: Silverstone National
Track Length: 2.638 Km - 1.6390 miles

Silverstone Finals Historic Race Meeting - 21 - 22 Oct 2017

HSCC Historic Formula Ford 2000 supported by Lackford Engineering

Race 10 - Sector Analysis

77	David Walton (A)							Royale RP27						
lap	Sect-1	Speed	Sect-2	Speed		Laptime	Pit	lap	Sect-1	Speed	Sect-2	Speed		Laptime	Pit
1		115.1	26.469	113.2		1:08.781		9	37.500	114.7	26.008	111.8		1:03.508	
2	37.907	116.5	26.281	112.0		1:04.188		10	37.529	113.6	25.685	112.6		1:03.214	
3	38.066	112.6	26.064	111.8		1:04.130		11	37.270	113.4	25.682	112.8		1:02.952	
4	37.556	114.7	25.959	113.0		1:03.515		12	37.255	114.5	25.835	111.8		1:03.090	
5	37.538	115.9	25.938	112.6		1:03.476		13	37.296	115.7	25.977	112.6		1:03.273	
6	37.261	114.7	25.935	111.5		1:03.196		14	37.150	115.3	25.887	113.0		1:03.037	
7	37.226	115.5	25.869	113.0		1:03.095		15	37.079	115.1	25.623	112.8		1:02.702	
8	37.474	114.7	25.937	111.8		1:03.411		16							

95	Jason Redding (A)							Reynard SF79						
lap	Sect-1	Speed	Sect-2	Speed		Laptime	Pit	lap	Sect-1	Speed	Sect-2	Speed		Laptime	Pit
1		111.8	26.590	110.3		1:09.906		9	38.058	111.1	25.705	110.3		1:03.763	
2	38.598	111.5	26.052	110.0		1:04.650		10	38.458	111.5	25.683	109.6		1:04.141	
3	38.426	113.0	26.128	102.0		1:04.554		11	38.195	110.4	25.547	110.2		1:03.742	
4	38.597	111.1	25.843	108.5		1:04.440		12	37.999	111.8	25.699	109.6		1:03.698	
5	38.384	110.9	25.768	109.2		1:04.152		13	37.728	112.2	25.802	110.7		1:03.530	
6	38.030	110.4	25.943	109.6		1:03.973		14	40.116	109.1	27.429	106.9		1:07.545	
7	38.083	111.5	25.663	110.3		1:03.746		15	39.299	110.4	27.412	107.5		1:06.711	
8	38.056	110.7	26.314	110.0		1:04.370		16							

99	Guy Sheppard (A)							Reynard SF77						
lap	Sect-1	Speed	Sect-2	Speed		Laptime	Pit	lap	Sect-1	Speed	Sect-2	Speed		Laptime	Pit
1		112.6	26.034	112.2		1:07.532		9	37.134	113.6	25.500	112.4		1:02.634	
2	37.730	112.8	25.851	112.2		1:03.581		10	37.561	112.8	25.487	112.8		1:03.048	
3	37.664	113.4	25.775	111.5		1:03.439		11	37.588	111.3	25.529	113.4		1:03.117	
4	37.694	113.0	25.596	111.3		1:03.290		12	39.874	110.2	25.953	110.2		1:05.827	
5	37.851	110.9	25.752	112.4		1:03.603		13	37.698	112.8	25.859	113.2		1:03.557	
6	37.285	113.0	25.694	112.6		1:02.979		14	38.063	111.5	25.484	112.0		1:03.547	
7	37.543	113.7	25.402	112.0		1:02.945		15	37.322	112.8	25.375	112.0		1:02.697	
8	37.515	111.7	25.669	111.3		1:03.184		16							

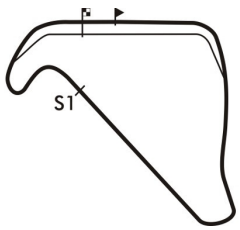

Session Start: 11:15:53 - Finish: 11:31:17
Weather/Track Conditions: Cloud/Dry
Circuit: Silverstone National
Track Length: 2.638 Km - 1.6390 miles

Silverstone Finals Historic Race Meeting - 21 - 22 Oct 2017

HSCC Historic Formula Ford 2000 supported by Lackford Engineering

Race 10 - Best Sector Times

	SECTOR 1			SECTOR 2		
	NO	TIME	LAP	NO	TIME	LAP
1	1	36.015	10	9	24.828	7
2	61	36.265	15	2	24.978	14
3	2	36.543	11	61	24.988	14
4	9	36.573	9	1	25.051	10
5	77	37.079	15	59	25.359	9
6	69	37.085	9	99	25.375	15
7	59	37.132	10	69	25.486	7
8	99	37.134	9	95	25.547	11
9	6	37.213	9	52	25.554	11
10	12	37.249	6	6	25.589	14
11	58	37.298	12	77	25.623	15
12	18	37.325	6	58	25.698	5
13	50	37.594	13	31	25.768	7
14	31	37.676	7	18	25.872	14
15	95	37.728	13	50	25.946	14
16	28	37.774	13	37	25.950	8
17	29	37.796	13	28	26.025	14
18	45	37.869	12	12	26.031	6
19	52	37.908	13	45	26.035	10
20	75	38.020	6	53	26.078	6
21	44	38.053	6	29	26.143	13
22	53	38.286	10	75	26.257	12
23	37	38.308	9	8	26.383	9
24	8	38.695	8	44	26.495	11
25	23	39.418	3	49	27.152	7
26	49	39.602	12	23	27.179	12
27	47	40.323	10	47	27.263	13
28	17	40.529	10	17	27.348	9
29	72			72		

IDEAL / BEST LAP COMPARISON

NO	NAME	BEST	IN	IDEAL	DIFF
1	Andrew Park	1:01.066	10	1:01.066	+0.000
61	Callum Grant	1:01.277	14	1:01.253	+0.024
9	Ian Pearson	1:01.455	7	1:01.401	+0.054
2	Benn Simms	1:01.567	14	1:01.521	+0.046
59	Tom White	1:02.536	10	1:02.491	+0.045
99	Guy Sheppard	1:02.634	9	1:02.509	+0.125
77	David Walton	1:02.702	15	1:02.702	+0.000
69	Adrian Reynard	1:02.722	7	1:02.571	+0.151
72	Andrew Storer	1:03.049	9		+
6	Jeremy Main	1:03.062	14	1:02.802	+0.260
58	Greg Robertson	1:03.134	6	1:02.996	+0.138
12	Matthew Dunne	1:03.280	6	1:03.280	+0.000
18	Stephen Glasswell	1:03.399	6	1:03.197	+0.202
31	Brian Morris	1:03.444	7	1:03.444	+0.000
95	Jason Redding	1:03.530	13	1:03.275	+0.255
50	Clive Wood	1:03.664	12	1:03.540	+0.124
52	Jennifer Ridgway	1:03.747	8	1:03.462	+0.285
28	Fraser Collins	1:03.883	14	1:03.799	+0.084
29	Antony Denham	1:03.939	13	1:03.939	+0.000
45	John Stapleton	1:04.046	12	1:03.904	+0.142
37	Lee Bankhurst	1:04.461	8	1:04.258	+0.203
75	Colin Wright	1:04.470	12	1:04.277	+0.193
53	Roger Price	1:04.587	6	1:04.364	+0.223
44	Bob Pearson	1:04.817	9	1:04.548	+0.269
8	David Margetts	1:05.474	8	1:05.078	+0.396
23	Anthony Mitchell	1:06.886	3	1:06.597	+0.289
49	John Wilkinson	1:07.011	10	1:06.754	+0.257
47	Jon Randall	1:07.682	10	1:07.586	+0.096
17	Grant Saunders	1:08.037	9	1:07.877	+0.160

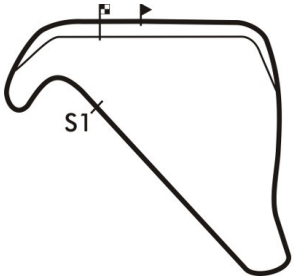

Session Start: 11:15:53 - Finish: 11:31:17
Weather/Track Conditions: Cloud/Dry
Circuit: Silverstone National
Track Length: 2.638 Km - 1.6390 miles

Silverstone Finals Historic Race Meeting - 21 - 22 Oct 2017

HSCC Historic Formula Ford 2000 supported by Lackford Engineering

Race 10 - Best Sector Speeds

	NO	SECTOR 1	MPH	NO	SECTOR 2	MPH
1	1	Andrew Park	117.1	1	Andrew Park	116.0
2	9	Ian Pearson	116.9	61	Callum Grant	115.6
3	12	Matthew Dunne	116.9	59	Tom White	115.2
4	18	Stephen Glasswell	116.9	69	Adrian Reynard	115.2
5	45	John Stapleton	116.7	2	Benn Simms	115.0
6	58	Greg Robertson	116.7	6	Jeremy Main	114.6
7	61	Callum Grant	116.5	9	Ian Pearson	114.6
8	69	Adrian Reynard	116.5	18	Stephen Glasswell	114.6
9	77	David Walton	116.5	45	John Stapleton	114.4
10	2	Benn Simms	116.3	58	Greg Robertson	114.4
11	59	Tom White	115.9	12	Matthew Dunne	114.2
12	75	Colin Wright	115.7	28	Fraser Collins	113.4
13	6	Jeremy Main	115.5	50	Clive Wood	113.4
14	31	Brian Morris	115.3	75	Colin Wright	113.4
15	50	Clive Wood	115.1	99	Guy Sheppard	113.4
16	44	Bob Pearson	114.7	29	Antony Denham	113.2
17	29	Antony Denham	114.1	31	Brian Morris	113.2
18	28	Fraser Collins	113.9	44	Bob Pearson	113.2
19	52	Jennifer Ridgway	113.7	77	David Walton	113.2
20	99	Guy Sheppard	113.7	49	John Wilkinson	112.8
21	49	John Wilkinson	113.4	52	Jennifer Ridgway	111.8
22	95	Jason Redding	113.0	23	Anthony Mitchell	111.3
23	53	Roger Price	112.8	37	Lee Bankhurst	111.3
24	37	Lee Bankhurst	112.2	53	Roger Price	111.3
25	23	Anthony Mitchell	111.8	95	Jason Redding	110.7
26	8	David Margetts	110.0	8	David Margetts	109.8
27	47	Jon Randall	108.4	47	Jon Randall	108.7
28	17	Grant Saunders	107.9	17	Grant Saunders	108.2
29	72	Andrew Storer	0.0	72	Andrew Storer	0.0

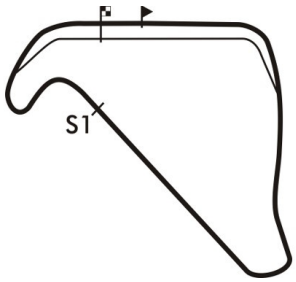

Session Start: 11:15:53 - Finish: 11:31:17
Weather/Track Conditions: Cloud/Dry
Circuit: Silverstone National
Track Length: 2.638 Km - 1.6390 miles

Silverstone Finals Historic Race Meeting - 21 - 22 Oct 2017

HSCC Historic Formula Ford 2000 supported by Lackford Engineering

Race 10 - Lap Chart

Lap 1			Lap 2			Lap 3			Lap 4			Lap 5			Lap 6		
NO	Behind	Laptime	NO	Behind	Laptime	NO	Behind	Laptime	NO	Behind	Laptime	NO	Behind	Laptime	NO	Behind	Laptime
1		1:04.274	1		1:01.758	1		1:01.920	1		1:01.775	1		1:01.840	1		1:01.472
2	0.548	1:04.822	2	1.309	1:02.519	2	1.534	1:02.145	9	1.502	1:01.563	9	1.357	1:01.695	9	1.513	1:01.628
9	0.906	1:05.180	9	1.453	1:02.305	9	1.714	1:02.181	2	1.937	1:02.178	2	2.188	1:02.091	2	2.415	1:01.699
61	2.244	1:06.518	61	2.868	1:02.382	61	2.908	1:01.960	61	2.991	1:01.858	61	2.807	1:01.656	61	2.827	1:01.492
99	3.258	1:07.532	99	5.081	1:03.581	99	6.600	1:03.439	99	8.115	1:03.290	99	9.878	1:03.603	99	11.385	1:02.979
58	3.536	1:07.810	58	6.436	1:04.658	58	8.678	1:04.162	58	10.758	1:03.855	58	12.145	1:03.227	58	13.807	1:03.134
6	3.845	1:08.119	6	6.452	1:04.365	77	9.147	1:04.130	77	10.887	1:03.515	77	12.523	1:03.476	77	14.247	1:03.196
12	4.159	1:08.433	77	6.937	1:04.188	12	9.540	1:04.088	12	11.547	1:03.782	12	13.540	1:03.833	12	15.348	1:03.280
77	4.507	1:08.781	12	7.372	1:04.971	6	9.758	1:05.226	72	12.312	1:03.799	72	14.065	1:03.593	72	15.855	1:03.262
72	4.522	1:08.796	72	7.481	1:04.717	72	10.288	1:04.727	6	12.492	1:04.509	6	14.459	1:03.807	6	16.590	1:03.603
18	5.249	1:09.523	18	7.802	1:04.311	18	10.612	1:04.730	18	12.980	1:04.143	18	14.786	1:03.646	18	16.713	1:03.399
95	5.632	1:09.906	95	8.524	1:04.650	95	11.158	1:04.554	95	13.823	1:04.440	95	16.135	1:04.152	59	18.040	1:02.740
29	6.706	1:10.980	37	11.390	1:05.900	59	13.032	1:03.440	59	15.476	1:04.219	59	16.772	1:03.136	95	18.636	1:03.973
53	6.797	1:11.071	53	11.505	1:06.466	37	14.951	1:05.481	69	17.152	1:03.849	69	18.691	1:03.379	69	20.228	1:03.009
37	7.248	1:11.522	59	11.512	1:04.299	69	15.078	1:05.057	52	19.124	1:04.743	53	22.439	1:04.846	53	25.554	1:04.587
50	7.863	1:12.137	69	11.941	1:05.380	53	15.709	1:06.124	53	19.433	1:05.499	50	22.530	1:04.828	50	25.891	1:04.833
69	8.319	1:12.593	50	12.573	1:06.468	52	16.156	1:05.189	50	19.542	1:05.004	28	22.985	1:04.840	28	26.434	1:04.921
59	8.971	1:13.245	52	12.887	1:05.582	50	16.313	1:05.660	28	19.985	1:04.682	52	23.454	1:06.170	29	27.214	1:04.896
52	9.063	1:13.337	29	12.982	1:08.034	28	17.078	1:05.755	29	20.650	1:04.811	29	23.790	1:04.980	52	27.215	1:05.233
28	9.175	1:13.449	28	13.243	1:05.826	29	17.614	1:06.552	45	21.770	1:05.067	45	25.077	1:05.147	45	28.762	1:05.157
44	9.454	1:13.728	45	13.467	1:05.157	45	18.478	1:06.931	44	22.404	1:05.360	44	25.842	1:05.278	44	29.293	1:04.923
75	9.621	1:13.895	44	14.075	1:06.379	44	18.819	1:06.664	75	23.432	1:05.836	75	26.658	1:05.066	75	30.090	1:04.904
45	10.068	1:14.342	75	14.691	1:06.828	75	19.371	1:06.600	8	25.604	1:06.218	8	29.711	1:05.947	8	33.817	1:05.578
8	11.133	1:15.407	8	16.654	1:07.279	8	21.161	1:06.427	23	28.300	1:07.542	31	33.419	1:04.054	31	35.849	1:03.902
23	11.528	1:15.802	23	17.567	1:07.797	23	22.533	1:06.886	31	31.205	1:06.093	23	33.694	1:07.234	23	40.066	1:07.844
49	12.565	1:16.839	49	19.914	1:09.107	49	26.278	1:08.284	49	32.983	1:08.480	49	38.363	1:07.220	49	44.222	1:07.331
17	13.359	1:17.633	17	21.083	1:09.482	31	26.887	1:04.262	17	34.963	1:08.721	17	41.460	1:08.337	47	49.210	1:08.939
47	13.650	1:17.924	47	21.717	1:09.825	17	28.017	1:08.854	47	35.672	1:09.042	47	41.743	1:07.911	17	49.705	1:09.717
31	20.031	1:24.305	31	24.545	1:06.272	47	28.405	1:08.608	37	41.997	1:28.821						

Session Start: 11:15:53 - Finish: 11:31:17
Weather/Track Conditions: Cloud/Dry
Circuit: Silverstone National
Track Length: 2.638 Km - 1.6390 miles

MST
Full results available at www.mstworld.com. Email: timing@mstworld.com

Printed : 22-10-2017 - 11:36

Silverstone Finals Historic Race Meeting - 21 - 22 Oct 2017

HSCC Historic Formula Ford 2000 supported by Lackford Engineering

Race 10 - Lap Chart

Lap 7			Lap 8			Lap 9			Lap 10			Lap 11			Lap 12		
NO	Behind	Laptime	NO	Behind	Laptime	NO	Behind	Laptime	NO	Behind	Laptime	NO	Behind	Laptime	NO	Behind	Laptime
1		1:01.735	1		1:01.333	1		1:01.702	1		1:01.066	1		1:01.449	1		1:01.790
9	1.233	1:01.455	9	1.447	1:01.547	9	1.722	1:01.977	9	2.414	1:01.758	9	3.490	1:02.525	31	1 LAP	1:05.638
2	2.777	1:02.097	2	3.312	1:01.868	49	1 LAP	1:15.407	2	4.768	1:02.250	23	1 LAP	1:08.153	9	3.635	1:01.935
61	2.976	1:01.884	61	3.540	1:01.897	47	1 LAP	1:09.151	61	5.204	1:02.335	2	4.930	1:01.611	2	5.630	1:02.490
99	12.595	1:02.945	99	14.446	1:03.184	2	3.584	1:01.974	49	1 LAP	1:09.492	61	5.596	1:01.841	61	6.984	1:03.178
58	15.421	1:03.349	58	17.359	1:03.271	61	3.935	1:02.097	47	1 LAP	1:09.402	49	1 LAP	1:07.011	23	1 LAP	1:16.529
77	15.607	1:03.095	77	17.685	1:03.411	17	1 LAP	1:10.545	17	1 LAP	1:08.037	47	1 LAP	1:07.682	49	1 LAP	1:07.389
72	17.652	1:03.532	72	19.796	1:03.477	99	15.378	1:02.634	99	17.360	1:03.048	17	1 LAP	1:08.197	99	23.065	1:05.827
12	17.653	1:04.040	12	20.486	1:04.166	58	19.188	1:03.531	77	21.639	1:03.214	99	19.028	1:03.117	77	24.442	1:03.090
18	19.274	1:04.296	59	20.898	1:02.831	77	19.491	1:03.508	58	22.216	1:04.094	77	23.142	1:02.952	47	1 LAP	1:08.804
59	19.400	1:03.095	18	22.025	1:04.084	72	21.143	1:03.049	59	23.239	1:02.536	58	24.093	1:03.326	59	26.132	1:03.397
6	19.457	1:04.602	6	22.354	1:04.230	59	21.769	1:02.573	72	23.581	1:03.504	59	24.525	1:02.735	58	26.383	1:04.080
95	20.647	1:03.746	69	23.046	1:03.164	12	22.962	1:04.178	12	25.589	1:03.693	72	25.181	1:03.049	72	26.760	1:03.369
69	21.215	1:02.722	95	23.684	1:04.370	18	23.823	1:03.500	18	26.499	1:03.742	12	27.916	1:03.776	17	1 LAP	1:10.328
50	28.405	1:04.249	50	31.305	1:04.233	6	23.952	1:03.300	69	26.577	1:03.407	69	28.981	1:03.853	12	29.736	1:03.610
53	28.796	1:04.977	28	32.552	1:04.882	69	24.236	1:02.892	6	27.148	1:04.262	18	29.630	1:04.580	69	30.202	1:03.011
28	29.003	1:04.304	53	32.618	1:05.155	95	25.745	1:03.763	95	28.820	1:04.141	6	29.920	1:04.221	6	31.844	1:03.714
52	30.628	1:05.148	52	33.042	1:03.747	50	33.581	1:03.978	50	36.407	1:03.892	95	31.113	1:03.742	18	31.863	1:04.023
29	31.026	1:05.547	45	34.682	1:04.614	28	35.243	1:04.393	28	38.356	1:04.179	50	38.908	1:03.950	95	33.021	1:03.698
45	31.401	1:04.374	29	35.467	1:05.774	53	35.780	1:04.864	53	39.347	1:04.633	28	41.300	1:04.393	50	40.782	1:03.664
44	32.789	1:05.231	44	36.392	1:04.936	52	35.986	1:04.646	52	39.462	1:04.542	52	41.804	1:03.791	28	44.139	1:04.629
75	33.334	1:04.979	75	37.082	1:05.081	45	37.598	1:04.618	45	40.672	1:04.140	53	42.756	1:04.858	52	44.737	1:04.723
31	37.558	1:03.444	37	3 LAPS	4:02.352	29	38.623	1:04.858	29	42.318	1:04.761	45	43.741	1:04.518	53	45.762	1:04.796
8	38.080	1:05.998	31	39.812	1:03.587	44	39.507	1:04.817	44	43.429	1:04.988	29	45.265	1:04.396	45	45.997	1:04.046
23	45.541	1:07.210	8	42.221	1:05.474	75	40.227	1:04.847	75	43.978	1:04.817	44	46.839	1:04.859	29	47.751	1:04.276
49	49.752	1:07.265	23	51.599	1:07.391	37	3 LAPS	1:06.274	37	3 LAPS	1:05.037	75	47.536	1:05.007	75	50.216	1:04.470
47	56.893	1:09.418				8	47.711	1:07.192	8	52.405	1:05.760	37	3 LAPS	1:04.461	44	50.817	1:05.768
17	57.322	1:09.352				31	56.075	1:17.965	31	59.886	1:04.877	8	56.748	1:05.792	37	3 LAPS	1:04.564
						23	58.682	1:08.785									

Session Start: 11:15:53 - Finish: 11:31:17
Weather/Track Conditions: Cloud/Dry
Circuit: Silverstone National
Track Length: 2.638 Km - 1.6390 miles

Silverstone Finals Historic Race Meeting - 21 - 22 Oct 2017

HSCC Historic Formula Ford 2000 supported by Lackford Engineering

Race 10 - Lap Chart

Lap 13			Lap 14			Lap 15		
NO	Behind	Laptime	NO	Behind	Laptime	NO	Behind	Laptime
1		1:01.880	1		1:01.876	1		1:01.822
8	1 LAP	1:07.958	9	3.754	1:01.867	9	3.769	1:01.837
9	3.763	1:02.008	2	5.466	1:01.567	2	5.562	1:01.918
2	5.775	1:02.025	61	6.205	1:01.277	61	5.902	1:01.519
31	1 LAP	1:06.263	8	1 LAP	1:08.137	8	1 LAP	1:05.655
61	6.804	1:01.700	31	1 LAP	1:08.125	31	1 LAP	1:13.669
23	1 LAP	1:07.294	99	26.413	1:03.547	99	27.288	1:02.697
99	24.742	1:03.557	77	26.996	1:03.037	77	27.876	1:02.702
77	25.835	1:03.273	59	28.177	1:02.961	59	29.238	1:02.883
49	1 LAP	1:07.123	72	30.383	1:03.589	72	32.370	1:03.809
59	27.092	1:02.840	23	1 LAP	1:08.778	58	34.000	1:03.814
58	28.245	1:03.742	58	32.008	1:05.639	69	34.992	1:03.439
72	28.670	1:03.790	69	33.375	1:02.998	6	36.704	1:04.017
12	31.840	1:03.984	49	1 LAP	1:08.434	12	36.767	1:04.744
47	1 LAP	1:09.332	12	33.845	1:03.881	18	38.939	1:04.471
69	32.253	1:03.931	6	34.509	1:03.062	23	1 LAP	1:09.803
6	33.323	1:03.359	18	36.290	1:04.092	49	1 LAP	1:08.270
18	34.074	1:04.091	47	1 LAP	1:07.813	47	1 LAP	1:08.040
95	34.671	1:03.530	95	40.340	1:07.545	95	45.229	1:06.711
17	1 LAP	1:10.429	17	1 LAP	1:08.750	50	47.355	1:04.759
50	42.580	1:03.678	50	44.418	1:03.714	17	1 LAP	1:08.748
28	46.255	1:03.996	28	48.262	1:03.883	28	50.676	1:04.236
52	46.770	1:03.913	52	48.896	1:04.002	52	50.986	1:03.912
45	49.046	1:04.929	45	51.216	1:04.046	45	54.354	1:04.960
53	49.132	1:05.250	53	52.090	1:04.834	29	55.735	1:05.355
29	49.810	1:03.939	29	52.202	1:04.268	53	55.749	1:05.481
75	53.112	1:04.776	75	55.857	1:04.621	75	59.040	1:05.005
44	54.012	1:05.075	44	57.405	1:05.269	37	3 LAPS	1:04.807
37	3 LAPS	1:04.816	37	3 LAPS	1:04.966	44	1:01.448	1:05.865

Session Start: 11:15:53 - Finish: 11:31:17
Weather/Track Conditions: Cloud/Dry
Circuit: Silverstone National
Track Length: 2.638 Km - 1.6390 miles

Silverstone Finals Historic Race Meeting - 21 - 22 Oct 2017

HSCC Historic Formula Ford 2000 supported by Lackford Engineering

Race 18 - Starting Grid

Sheet No:

Start Time : 15:55 - Heat Duration : 15 Minutes

ROW						
15				29	37	Lee Bankhurst
14	28	17	Grant Saunders	27	47	Jon Randall
13	26	49	John Wilkinson	25	23	Anthony Mitchell
12	24	31	Brian Morris	23	8	David Margetts
11	22	44	Bob Pearson	21	75	Colin Wright
10	20	53	Roger Price	19	29	Antony Denham
9	18	45	John Stapleton	17	52	Jennifer Ridgway
8	16	28	Fraser Collins	15	50	Clive Wood
7	14	95	Jason Redding	13	18	Stephen Glasswell
6	12	12	Matthew Dunne	11	6	Jeremy Main
5	10	69	Adrian Reynard	9	58	Greg Robertson
4	8	72	Andrew Storer	7	59	Tom White
3	6	77	David Walton	5	99	Guy Sheppard
2	4	61	Callum Grant	3	2	Benn Simms
1	2	9	Ian Pearson	1	1	Andrew Park

Pole Left

Circuit: Silverstone National
Track Length: 2.638 Km - 1.6390 miles

These results are provisional until the conclusion of any judicial and technical matters.

Clerk of the Course:	Timekeeper:	Issued at:
Julian Floyd		

MST

Printed : 22-10-2017 - 12:03

Full results available at www.mstworld.com. Email: timing@mstworld.com

Silverstone Finals Historic Race Meeting - 21 - 22 Oct 2017

HSCC Historic Formula Ford 2000 supported by Lackford Engineering

Race 18 - Classification

Sheet No:

POS	NO	DRIVER/S	CLASS	CLASS POS	CAR MAKE / MODEL	TIME	LAPS	GAP	DIFF	MPH	BEST	ON
1	1	Andrew Park	A	1	Reynard SF81	10:19.806	10	-- 10 laps		95.19	1:01.349	8
2	2	Benn Simms	A	2	Reynard SF77	10:23.361	10	3.555	3.555	94.65	1:01.857	8
3	61	Callum Grant	A	3	Delta T78	10:23.696	10	3.890	0.335	94.60	1:01.790	4
4	9	Ian Pearson	A	4	Royale RP30	10:24.161	10	4.355	0.465	94.53	1:01.832	9
5	59	Tom White	B	1	Osella FAF	10:33.722	10	13.916	9.561	93.11	1:02.956	8
6	12	Matthew Dunne	A	5	Royale RP27	10:45.103	10	25.297	11.381	91.46	1:03.545	6
7	58	Greg Robertson	A	6	Reynard SF79	10:45.763	10	25.957	0.660	91.37	1:03.516	6
8	69	Adrian Reynard	A	7	Reynard SF78	10:45.857	10	26.051	0.094	91.35	1:03.416	6
9	72	Andrew Storer	A	8	Reynard SF79	10:46.046	10	26.240	0.189	91.33	1:03.316	6
10	6	Jeremy Main	A	9	Reynard SF79	10:46.510	10	26.704	0.464	91.26	1:03.381	7
11	50	Clive Wood	A	10	Reynard SF79	10:47.284	10	27.478	0.774	91.16	1:03.096	10
12	18	Stephen Glasswell	A	11	Reynard SF79	10:48.238	10	28.432	0.954	91.02	1:03.360	10
13	28	Fraser Collins	B	2	Lola T580	10:53.116	10	33.310	4.878	90.34	1:04.062	9
14	52	Jennifer Ridgway	A	12	Reynard SF78	10:56.198	10	36.392	3.082	89.91	1:04.258	6
15	37	Lee Bankhurst	A	13	Royale RP30	10:56.812	10	37.006	0.614	89.83	1:04.609	5
16	53	Roger Price	A	14	Delta T78	10:56.982	10	37.176	0.170	89.81	1:04.406	5
17	29	Antony Denham	B	3	Lola T580	10:57.797	10	37.991	0.815	89.69	1:04.367	10
18	75	Colin Wright	A	15	Reynard SF79	10:58.797	10	38.991	1.000	89.56	1:04.649	8
19	23	Anthony Mitchell	A	16	Reynard SF78	11:17.182	10	57.376	18.385	87.13	1:06.689	8
20	8	David Margetts	A	17	Royale RP27	11:17.486	10	57.680	0.304	87.09	1:06.584	8
21	47	Jon Randall	B	4	Crossle 31F	10:22.086	9	-- 9 laps --	11.787	85.36	1:07.696	4
22	49	John Wilkinson	A	18	Reynard SF79	10:23.230	9	1.144	1.144	85.20	1:06.180	9
23	17	Grant Saunders	B	5	Tiga SF78	10:31.344	9	9.258	8.114	84.11	1:08.026	3
		---------- NOT CLASSIFIED ----------										
DNF	95	Jason Redding	A		Reynard SF79	8:12.320	6	-- 6 laps --	1:11.214	71.91	1:04.611	2
DNF	77	David Walton	A		Royale RP27	4:36.695	4	-- 4 laps --		85.30	1:04.459	2
DNF	99	Guy Sheppard	A		Reynard SF77	2:28.023	2	-- 2 laps --	12.486	79.72	1:06.877	1

---------- FASTEST LAP SUMMARY ----------

NO	DRIVER/S	CLASS	CAR MAKE / MODEL	FASTEST LAP	ON	MPH
1	Andrew Park	A	Reynard SF81	1:01.349	8	96.18
59	Tom White	B	Osella FAF	1:02.956	8	93.72

Session Start: 16:21:38 - Finish: 16:31:58
Weather/Track Conditions: Sun/Dry
Circuit: Silverstone National
Track Length: 2.638 Km - 1.6390 miles

These results are provisional until the conclusion of any judicial and technical matters.

Clerk of the Course:	Timekeeper:	Issued at:
Julian Floyd		

MST

Printed : 22-10-2017 - 16:33

Full results available at www.mstworld.com. Email: timing@mstworld.com

Silverstone Finals Historic Race Meeting - 21 - 22 Oct 2017

HSCC Historic Formula Ford 2000 supported by Lackford Engineering

Race 18 - Sector Analysis

1	Andrew Park (A)							Reynard SF81						
lap	Sect-1	Speed	Sect-2	Speed		Laptime	Pit	lap	Sect-1	Speed	Sect-2	Speed		Laptime	Pit
1		116.3	25.473	115.2		1:05.170		6	36.257	116.5	25.120	113.6		1:01.377	
2	36.311	117.9	25.448	114.2		1:01.759		7	36.481	118.1	25.151	114.4		1:01.632	
3	36.353	117.3	25.584	114.4		1:01.937		8	36.189	117.9	25.160	114.2		1:01.349	
4	36.668	118.6	25.277	114.0		1:01.945		9	36.259	117.7	25.301	114.2		1:01.560	
5	36.463	117.3	25.243	113.8		1:01.706		10	36.191	118.4	25.180	113.6		1:01.371	

2	Benn Simms (A)							Reynard SF77						
lap	Sect-1	Speed	Sect-2	Speed		Laptime	Pit	lap	Sect-1	Speed	Sect-2	Speed		Laptime	Pit
1		114.5	25.300	113.8		1:04.230		6	37.006	115.9	25.242	113.8		1:02.248	
2	36.705	115.7	25.204	113.4		1:01.909		7	36.676	116.1	25.506	114.2		1:02.182	
3	37.008	115.3	25.549	113.4		1:02.557		8	36.576	116.1	25.281	114.4		1:01.857	
4	36.723	116.1	25.671	114.6		1:02.394		9	36.708	117.3	25.383	114.4		1:02.091	
5	36.631	117.9	25.362	113.6		1:01.993		10	36.823	117.5	25.077	114.8		1:01.900	

6	Jeremy Main (A)							Reynard SF79						
lap	Sect-1	Speed	Sect-2	Speed		Laptime	Pit	lap	Sect-1	Speed	Sect-2	Speed		Laptime	Pit
1		115.3	27.070	113.4		1:09.499		6	37.536	114.3	25.892	113.0		1:03.428	
2	38.525	115.1	26.332	113.0		1:04.857		7	37.370	115.5	26.011	113.0		1:03.381	
3	38.455	115.1	26.581	113.2		1:05.036		8	37.533	115.9	26.015	114.0		1:03.548	
4	38.150	115.7	26.503	113.6		1:04.653		9	38.119	116.5	26.238	113.4		1:04.357	
5	37.885	114.9	25.792	113.0		1:03.677		10	37.641	117.3	26.433	112.8		1:04.074	

8	David Margetts (A)							Royale RP27						
lap	Sect-1	Speed	Sect-2	Speed		Laptime	Pit	lap	Sect-1	Speed	Sect-2	Speed		Laptime	Pit
1		113.2	28.028	105.9		1:13.698		6	39.743	110.9	27.519	108.5		1:07.262	
2	40.001	110.6	26.774	108.2		1:06.775		7	39.583	105.4	27.411	106.8		1:06.994	
3	39.861	111.1	27.842	108.7		1:07.703		8	39.399	111.5	27.185	108.5		1:06.584	
4	39.851	109.3	27.661	108.2		1:07.512		9	39.364	109.8	27.579	108.7		1:06.943	
5	39.759	110.6	27.069	108.7		1:06.828		10	40.046	111.8	27.141	108.2		1:07.187	

9	Ian Pearson (A)							Royale RP30						
lap	Sect-1	Speed	Sect-2	Speed		Laptime	Pit	lap	Sect-1	Speed	Sect-2	Speed		Laptime	Pit
1		114.1	25.310	113.0		1:04.761		6	37.091	116.1	25.463	114.0		1:02.554	
2	36.838	113.9	25.396	111.5		1:02.234		7	36.655	116.5	25.218	115.6		1:01.873	
3	36.929	115.1	25.322	113.0		1:02.251		8	36.797	116.1	25.275	114.6		1:02.072	
4	36.868	115.5	25.233	113.6		1:02.101		9	36.437	116.5	25.395	115.2		1:01.832	
5	36.915	114.3	25.227	113.0		1:02.142		10	36.777	117.3	25.564	114.2		1:02.341	

12	Matthew Dunne (A)							Royale RP27						
lap	Sect-1	Speed	Sect-2	Speed		Laptime	Pit	lap	Sect-1	Speed	Sect-2	Speed		Laptime	Pit
1		115.1	26.521	114.6		1:08.936		6	37.642	113.4	25.903	110.7		1:03.545	
2	38.173	115.3	26.614	111.1		1:04.787		7	37.802	113.6	25.877	110.7		1:03.679	
3	38.198	113.7	25.987	110.7		1:04.185		8	38.129	113.4	26.179	110.7		1:04.308	
4	37.987	113.6	25.985	111.3		1:03.972		9	37.976	113.7	26.008	110.7		1:03.984	
5	37.567	113.7	25.986	111.1		1:03.553		10	38.172	113.0	25.982	110.9		1:04.154	

17	Grant Saunders (B)							Tiga SF78						
lap	Sect-1	Speed	Sect-2	Speed		Laptime	Pit	lap	Sect-1	Speed	Sect-2	Speed		Laptime	Pit
1		108.4	28.036	107.3		1:15.385		6	41.636	107.4	27.884	106.2		1:09.520	
2	40.852	108.4	27.349	106.9		1:08.201		7	41.255	107.9	28.172	102.9		1:09.427	
3	40.605	108.4	27.421	106.9		1:08.026		8	41.354	108.2	30.072	93.2		1:11.426	
4	40.550	108.1	27.554	106.8		1:08.104		9	41.431	108.8	27.954	106.6		1:09.385	
5	43.647	105.4	28.223	105.7		1:11.870		10							

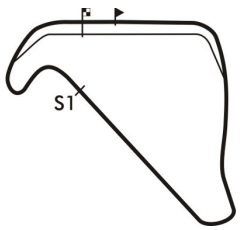

Session Start: 16:21:38 - Finish: 16:31:58
Weather/Track Conditions: Sun/Dry
Circuit: Silverstone National
Track Length: 2.638 Km - 1.6390 miles

Full results available at www.mstworld.com. Email: timing@mstworld.com

Printed : 22-10-2017 - 16:34

Silverstone Finals Historic Race Meeting - 21 - 22 Oct 2017

HSCC Historic Formula Ford 2000 supported by Lackford Engineering

Race 18 - Sector Analysis

18	Stephen Glasswell (A)							Reynard SF79						
lap	Sect-1	Speed	Sect-2	Speed		Laptime	Pit	lap	Sect-1	Speed	Sect-2	Speed		Laptime	Pit
1		113.9	26.051	113.6		1:07.938		6	37.878	115.7	26.255	112.8		1:04.133	
2	38.826	116.3	26.268	111.7		1:05.094		7	38.534	116.7	25.975	113.6		1:04.509	
3	39.466	115.1	26.506	113.0		1:05.972		8	37.901	116.9	26.058	113.0		1:03.959	
4	38.215	114.5	26.652	114.0		1:04.867		9	37.689	116.7	26.036	113.2		1:03.725	
5	38.496	116.1	26.185	113.4		1:04.681		10	37.780	116.7	25.580	113.6		1:03.360	

23	Anthony Mitchell (A)							Reynard SF78						
lap	Sect-1	Speed	Sect-2	Speed		Laptime	Pit	lap	Sect-1	Speed	Sect-2	Speed		Laptime	Pit
1		112.2	27.095	110.3		1:12.920		6	39.832	112.0	27.471	109.2		1:07.303	
2	39.856	111.3	27.395	110.0		1:07.251		7	39.601	112.0	27.239	109.1		1:06.840	
3	40.133	110.9	27.376	110.2		1:07.509		8	39.619	112.2	27.070	109.6		1:06.689	
4	40.101	110.9	27.466	109.4		1:07.567		9	39.654	112.0	27.529	109.4		1:07.183	
5	39.732	111.8	27.085	108.9		1:06.817		10	39.921	112.4	27.182	109.4		1:07.103	

28	Fraser Collins (B)							Lola T580						
lap	Sect-1	Speed	Sect-2	Speed		Laptime	Pit	lap	Sect-1	Speed	Sect-2	Speed		Laptime	Pit
1		113.2	26.848	112.8		1:10.343		6	38.241	112.8	26.315	111.3		1:04.556	
2	38.876	111.7	27.411	107.8		1:06.287		7	38.111	113.6	26.336	111.1		1:04.447	
3	39.154	111.5	26.405	110.7		1:05.559		8	38.071	113.4	26.287	110.9		1:04.358	
4	38.228	112.6	26.700	110.9		1:04.928		9	37.953	113.6	26.109	110.9		1:04.062	
5	37.943	112.6	26.443	111.3		1:04.386		10	37.932	113.6	26.258	111.1		1:04.190	

29	Antony Denham (B)							Lola T580						
lap	Sect-1	Speed	Sect-2	Speed		Laptime	Pit	lap	Sect-1	Speed	Sect-2	Speed		Laptime	Pit
1		112.4	27.089	113.0		1:11.975		6	38.307	113.2	26.597	112.2		1:04.904	
2	39.143	115.3	26.800	112.2		1:05.943		7	38.045	115.5	26.477	112.6		1:04.522	
3	38.878	114.3	26.923	112.0		1:05.801		8	38.123	108.1	26.430	109.8		1:04.553	
4	38.938	113.7	26.863	112.8		1:05.801		9	38.346	112.4	26.852	111.7		1:05.198	
5	38.279	113.7	26.454	112.6		1:04.733		10	38.040	114.1	26.327	112.6		1:04.367	

37	Lee Bankhurst (A)							Royale RP30						
lap	Sect-1	Speed	Sect-2	Speed		Laptime	Pit	lap	Sect-1	Speed	Sect-2	Speed		Laptime	Pit
1		112.6	27.229	110.5		1:11.530		6	38.590	112.8	26.364	110.2		1:04.954	
2	38.812	114.1	26.759	111.3		1:05.571		7	38.373	113.7	26.241	110.9		1:04.614	
3	38.881	113.7	26.638	110.7		1:05.519		8	38.635	113.0	26.168	110.2		1:04.803	
4	38.201	113.2	26.652	110.9		1:04.853		9	38.587	113.2	26.445	110.3		1:05.032	
5	38.411	113.4	26.198	110.5		1:04.609		10	39.030	111.8	26.297	110.9		1:05.327	

47	Jon Randall (B)							Crossle 31F						
lap	Sect-1	Speed	Sect-2	Speed		Laptime	Pit	lap	Sect-1	Speed	Sect-2	Speed		Laptime	Pit
1		107.9	27.990	107.3		1:16.668		6	40.960	106.4	28.075	106.8		1:09.035	
2	40.590	107.5	27.509	107.8		1:08.099		7	40.880	103.6	27.932	105.7		1:08.812	
3	40.201	108.2	27.572	107.5		1:07.773		8	40.497	107.9	27.696	106.4		1:08.193	
4	40.404	107.9	27.292	107.5		1:07.696		9	40.562	107.2	27.308	107.5		1:07.870	
5	40.386	107.7	27.554	104.9		1:07.940		10							

49	John Wilkinson (A)							Reynard SF79						
lap	Sect-1	Speed	Sect-2	Speed		Laptime	Pit	lap	Sect-1	Speed	Sect-2	Speed		Laptime	Pit
1		109.8	27.696	110.3		1:27.324		6	39.399	113.0	27.055	111.5		1:06.454	
2	40.462	112.2	27.766	110.7		1:08.228		7	39.298	113.6	27.323	110.5		1:06.621	
3	39.834	112.4	27.496	110.7		1:07.330		8	39.485	113.2	26.950	111.3		1:06.435	
4	40.076	112.4	27.652	111.3		1:07.728		9	39.137	114.1	27.043	111.5		1:06.180	
5	39.441	112.2	27.489	111.1		1:06.930		10							

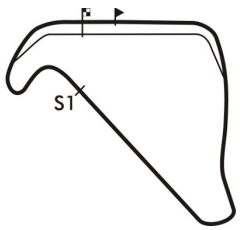

Session Start: 16:21:38 - Finish: 16:31:58
Weather/Track Conditions: Sun/Dry
Circuit: Silverstone National
Track Length: 2.638 Km - 1.6390 miles

Silverstone Finals Historic Race Meeting - 21 - 22 Oct 2017

HSCC Historic Formula Ford 2000 supported by Lackford Engineering

Race 18 - Sector Analysis

50	Clive Wood (A)							Reynard SF79						
lap	Sect-1	Speed	Sect-2	Speed		Laptime	Pit	lap	Sect-1	Speed	Sect-2	Speed		Laptime	Pit
1		116.9	27.287	112.4		1:10.073		6	37.743	117.1	26.179	113.6		1:03.922	
2	38.423	117.1	26.465	113.8		1:04.888		7	37.919	115.9	25.929	112.6		1:03.848	
3	38.898	114.9	26.178	112.8		1:05.076		8	38.055	115.9	26.025	112.4		1:04.080	
4	37.919	117.1	26.336	114.2		1:04.255		9	37.602	115.3	25.892	112.6		1:03.494	
5	38.181	117.1	26.371	113.4		1:04.552		10	37.349	116.7	25.747	112.0		1:03.096	

52	Jennifer Ridgway (A)							Reynard SF78						
lap	Sect-1	Speed	Sect-2	Speed		Laptime	Pit	lap	Sect-1	Speed	Sect-2	Speed		Laptime	Pit
1		113.6	26.690	109.8		1:13.605		6	37.896	113.6	26.362	110.2		1:04.258	
2	39.145	113.9	26.589	109.6		1:05.734		7	38.021	114.3	26.353	110.7		1:04.374	
3	38.364	114.5	26.328	111.1		1:04.692		8	38.616	111.5	26.181	110.7		1:04.797	
4	38.539	112.8	26.572	111.1		1:05.111		9	38.077	113.4	26.221	111.1		1:04.298	
5	37.736	113.0	27.044	110.3		1:04.780		10	38.614	112.2	25.935	110.7		1:04.549	

53	Roger Price (A)							Delta T78						
lap	Sect-1	Speed	Sect-2	Speed		Laptime	Pit	lap	Sect-1	Speed	Sect-2	Speed		Laptime	Pit
1		111.1	27.021	110.7		1:11.653		6	38.227	111.8	26.355	110.7		1:04.582	
2	38.913	114.9	26.771	110.7		1:05.684		7	38.349	110.9	26.259	110.5		1:04.608	
3	39.446	113.0	26.575	112.4		1:06.021		8	38.701	112.2	26.354	109.1		1:05.055	
4	38.406	114.1	26.882	111.3		1:05.288		9	38.321	113.9	26.316	111.8		1:04.637	
5	38.267	112.2	26.139	111.3		1:04.406		10	38.530	111.3	26.518	111.7		1:05.048	

58	Greg Robertson (A)							Reynard SF79						
lap	Sect-1	Speed	Sect-2	Speed		Laptime	Pit	lap	Sect-1	Speed	Sect-2	Speed		Laptime	Pit
1		116.3	26.703	114.6		1:08.823		6	37.494	116.9	26.022	113.2		1:03.516	
2	38.160	115.5	26.623	112.6		1:04.783		7	37.711	117.7	26.275	112.0		1:03.986	
3	38.414	113.6	26.366	112.6		1:04.780		8	37.887	116.1	26.001	113.0		1:03.888	
4	37.714	116.7	26.230	113.2		1:03.944		9	37.891	116.9	26.049	113.2		1:03.940	
5	37.560	116.7	26.020	113.2		1:03.580		10	37.969	115.3	26.554	112.8		1:04.523	

59	Tom White (B)							Osella FAF						
lap	Sect-1	Speed	Sect-2	Speed		Laptime	Pit	lap	Sect-1	Speed	Sect-2	Speed		Laptime	Pit
1		115.7	25.708	113.8		1:05.694		6	37.492	115.7	25.632	113.0		1:03.124	
2	37.503	116.3	25.816	113.4		1:03.319		7	37.489	115.9	25.619	113.0		1:03.108	
3	37.630	115.3	25.724	113.0		1:03.354		8	37.467	115.9	25.489	113.2		1:02.956	
4	37.500	116.1	25.610	113.4		1:03.110		9	37.385	115.5	25.585	113.2		1:02.970	
5	37.338	115.5	25.684	113.0		1:03.022		10	37.292	116.5	25.773	113.4		1:03.065	

61	Callum Grant (A)							Delta T78						
lap	Sect-1	Speed	Sect-2	Speed		Laptime	Pit	lap	Sect-1	Speed	Sect-2	Speed		Laptime	Pit
1		114.1	25.985	114.6		1:05.758		6	36.784	116.3	25.249	114.8		1:02.033	
2	36.817	116.5	25.240	114.0		1:02.057		7	36.540	117.5	25.474	115.0		1:02.014	
3	36.585	117.1	25.368	114.6		1:01.953		8	36.541	117.3	25.254	115.4		1:01.795	
4	36.467	118.1	25.323	115.4		1:01.790		9	36.645	119.0	25.518	115.0		1:02.163	
5	36.652	118.6	25.458	115.2		1:02.110		10	36.671	118.8	25.352	115.0		1:02.023	

69	Adrian Reynard (A)							Reynard SF78						
lap	Sect-1	Speed	Sect-2	Speed		Laptime	Pit	lap	Sect-1	Speed	Sect-2	Speed		Laptime	Pit
1		118.1	27.060	114.4		1:09.571		6	37.334	116.9	26.082	113.2		1:03.416	
2	38.039	115.3	26.359	113.2		1:04.398		7	37.524	115.9	26.177	112.2		1:03.701	
3	38.581	115.5	26.571	112.6		1:05.152		8	37.396	118.4	26.302	111.3		1:03.698	
4	38.027	115.9	26.150	114.4		1:04.177		9	37.861	116.3	26.107	112.6		1:03.968	
5	37.255	116.3	26.364	113.8		1:03.619		10	37.576	115.5	26.581	111.7		1:04.157	

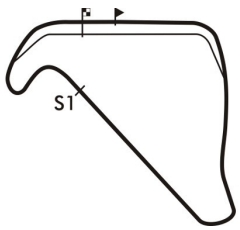

Session Start: 16:21:38 - Finish: 16:31:58
Weather/Track Conditions: Sun/Dry
Circuit: Silverstone National
Track Length: 2.638 Km - 1.6390 miles

Silverstone Finals Historic Race Meeting - 21 - 22 Oct 2017

HSCC Historic Formula Ford 2000 supported by Lackford Engineering

Race 18 - Sector Analysis

72	Andrew Storer (A)							Reynard SF79							
lap	Sect-1	Speed	Sect-2	Speed		Laptime	Pit	lap	Sect-1	Speed	Sect-2	Speed		Laptime	Pit
1		114.3	26.557	113.0		1:08.432		6	37.556	115.5	25.760	112.2		1:03.316	
2	38.186	114.9	26.341	111.8		1:04.527		7	37.602	117.3	26.029	110.9		1:03.631	
3	39.073	112.6	26.570	112.4		1:05.643		8	37.865	116.3	26.391	111.8		1:04.256	
4	38.092	116.1	26.230	112.4		1:04.322		9	38.123	117.9	26.223	113.4		1:04.346	
5	37.560	116.3	26.024	111.8		1:03.584		10	37.540	117.5	26.449	112.8		1:03.989	

75	Colin Wright (A)							Reynard SF79							
lap	Sect-1	Speed	Sect-2	Speed		Laptime	Pit	lap	Sect-1	Speed	Sect-2	Speed		Laptime	Pit
1		116.5	27.370	112.2		1:10.955		6	38.137	116.1	27.073	111.8		1:05.210	
2	38.993	116.1	26.921	111.7		1:05.914		7	38.282	115.9	26.445	112.4		1:04.727	
3	39.438	115.5	26.880	112.4		1:06.318		8	38.189	115.5	26.460	112.0		1:04.649	
4	38.222	115.9	26.875	112.2		1:05.097		9	38.307	115.7	27.176	108.9		1:05.483	
5	38.390	114.9	26.878	112.6		1:05.268		10	38.529	116.3	26.647	112.8		1:05.176	

77	David Walton (A)							Royale RP27							
lap	Sect-1	Speed	Sect-2	Speed		Laptime	Pit	lap	Sect-1	Speed	Sect-2	Speed		Laptime	Pit
1		116.5	26.697	113.4		1:11.078		3	38.324	115.3	26.481	112.2		1:04.805	
2	38.205	115.9	26.254	112.8		1:04.459		4	38.594	109.7				1:16.353	

95	Jason Redding (A)							Reynard SF79							
lap	Sect-1	Speed	Sect-2	Speed		Laptime	Pit	lap	Sect-1	Speed	Sect-2	Speed		Laptime	Pit
1		115.1	27.695	110.3		1:10.208		4	38.939	101.8				1:21.003	
2	38.176	114.7	26.435	111.1		1:04.611		5	Out	101.4	28.067	87.8		2:09.437	P
3	39.405	112.2	26.428	110.5		1:05.833		6	45.474	83.0				1:21.228	

99	Guy Sheppard (A)							Reynard SF77							
lap	Sect-1	Speed	Sect-2	Speed		Laptime	Pit	lap	Sect-1	Speed	Sect-2	Speed		Laptime	Pit
1		113.4	25.946	112.2		1:06.877		2	37.900	113.6				1:21.146	

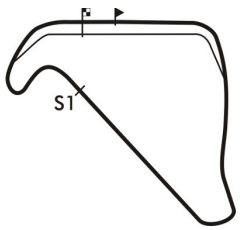

Session Start: 16:21:38 - Finish: 16:31:58
Weather/Track Conditions: Sun/Dry
Circuit: Silverstone National
Track Length: 2.638 Km - 1.6390 miles

Silverstone Finals Historic Race Meeting - 21 - 22 Oct 2017

HSCC Historic Formula Ford 2000 supported by Lackford Engineering

Race 18 - Best Sector Times

	SECTOR 1			SECTOR 2		
	NO	TIME	LAP	NO	TIME	LAP
1	1	36.189	8	2	25.077	10
2	9	36.437	9	1	25.120	6
3	61	36.467	4	9	25.218	7
4	2	36.576	8	61	25.240	2
5	69	37.255	5	59	25.489	8
6	59	37.292	10	18	25.580	10
7	50	37.349	10	50	25.747	10
8	6	37.370	7	72	25.760	6
9	58	37.494	6	6	25.792	5
10	72	37.540	10	12	25.877	7
11	12	37.567	5	52	25.935	10
12	18	37.689	9	99	25.946	1
13	52	37.736	5	58	26.001	8
14	99	37.900	2	69	26.082	6
15	28	37.932	10	28	26.109	9
16	29	38.040	10	53	26.139	5
17	75	38.137	6	37	26.168	8
18	95	38.176	2	77	26.254	2
19	37	38.201	4	29	26.327	10
20	77	38.205	2	95	26.428	3
21	53	38.227	6	75	26.445	7
22	49	39.137	9	8	26.774	2
23	8	39.364	9	49	26.950	8
24	23	39.601	7	23	27.070	8
25	47	40.201	3	47	27.292	4
26	17	40.550	4	17	27.349	2

IDEAL / BEST LAP COMPARISON

NO	NAME	BEST	IN	IDEAL	DIFF
1	Andrew Park	1:01.349	8	1:01.309	+0.040
61	Callum Grant	1:01.790	4	1:01.707	+0.083
9	Ian Pearson	1:01.832	9	1:01.655	+0.177
2	Benn Simms	1:01.857	8	1:01.653	+0.204
59	Tom White	1:02.956	8	1:02.781	+0.175
50	Clive Wood	1:03.096	10	1:03.096	+0.000
72	Andrew Storer	1:03.316	6	1:03.300	+0.016
18	Stephen Glasswell	1:03.360	10	1:03.269	+0.091
6	Jeremy Main	1:03.381	7	1:03.162	+0.219
69	Adrian Reynard	1:03.416	6	1:03.337	+0.079
58	Greg Robertson	1:03.516	6	1:03.495	+0.021
12	Matthew Dunne	1:03.545	6	1:03.444	+0.101
28	Fraser Collins	1:04.062	9	1:04.041	+0.021
52	Jennifer Ridgway	1:04.258	6	1:03.671	+0.587
29	Antony Denham	1:04.367	10	1:04.367	+0.000
53	Roger Price	1:04.406	5	1:04.366	+0.040
37	Lee Bankhurst	1:04.609	5	1:04.369	+0.240
75	Colin Wright	1:04.649	8	1:04.582	+0.067
49	John Wilkinson	1:06.180	9	1:06.087	+0.093
8	David Margetts	1:06.584	8	1:06.138	+0.446
23	Anthony Mitchell	1:06.689	8	1:06.671	+0.018
47	Jon Randall	1:07.696	4	1:07.493	+0.203
17	Grant Saunders	1:08.026	3	1:07.899	+0.127
77	David Walton	1:04.459	2	1:04.459	+0.000
95	Jason Redding	1:04.611	2	1:04.604	+0.007
99	Guy Sheppard	1:06.877	1	1:03.846	+3.031

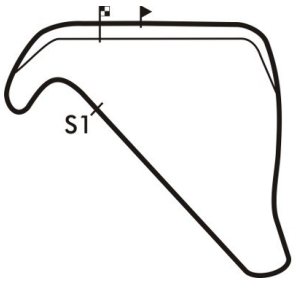

Session Start: 16:21:38 - Finish: 16:31:58
Weather/Track Conditions: Sun/Dry
Circuit: Silverstone National
Track Length: 2.638 Km - 1.6390 miles

Silverstone Finals Historic Race Meeting - 21 - 22 Oct 2017

HSCC Historic Formula Ford 2000 supported by Lackford Engineering

Race 18 - Best Sector Speeds

	NO	SECTOR 1	MPH	NO	SECTOR 2	MPH
1	61	Callum Grant	119.0	9	Ian Pearson	115.6
2	1	Andrew Park	118.6	61	Callum Grant	115.4
3	69	Adrian Reynard	118.4	1	Andrew Park	115.2
4	2	Benn Simms	117.9	2	Benn Simms	114.8
5	72	Andrew Storer	117.9	12	Matthew Dunne	114.6
6	58	Greg Robertson	117.7	58	Greg Robertson	114.6
7	6	Jeremy Main	117.3	69	Adrian Reynard	114.4
8	9	Ian Pearson	117.3	50	Clive Wood	114.2
9	50	Clive Wood	117.1	6	Jeremy Main	114.0
10	18	Stephen Glasswell	116.9	18	Stephen Glasswell	114.0
11	59	Tom White	116.5	59	Tom White	113.8
12	75	Colin Wright	116.5	72	Andrew Storer	113.4
13	77	David Walton	116.5	77	David Walton	113.4
14	29	Antony Denham	115.5	29	Antony Denham	113.0
15	12	Matthew Dunne	115.3	28	Fraser Collins	112.8
16	95	Jason Redding	115.1	75	Colin Wright	112.8
17	53	Roger Price	114.9	53	Roger Price	112.4
18	52	Jennifer Ridgway	114.5	99	Guy Sheppard	112.2
19	37	Lee Bankhurst	114.1	49	John Wilkinson	111.5
20	49	John Wilkinson	114.1	37	Lee Bankhurst	111.3
21	28	Fraser Collins	113.6	52	Jennifer Ridgway	111.1
22	99	Guy Sheppard	113.6	95	Jason Redding	111.1
23	8	David Margetts	113.2	23	Anthony Mitchell	110.3
24	23	Anthony Mitchell	112.4	8	David Margetts	108.7
25	17	Grant Saunders	108.8	47	Jon Randall	107.8
26	47	Jon Randall	108.2	17	Grant Saunders	107.3

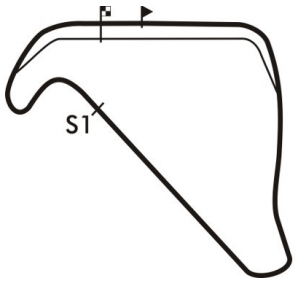

Session Start: 16:21:38 - Finish: 16:31:58
Weather/Track Conditions: Sun/Dry
Circuit: Silverstone National
Track Length: 2.638 Km - 1.6390 miles

Silverstone Finals Historic Race Meeting - 21 - 22 Oct 2017

HSCC Historic Formula Ford 2000 supported by Lackford Engineering

Race 18 - Lap Chart

Lap 1			Lap 2			Lap 3			Lap 4			Lap 5			Lap 6		
NO	Behind	Laptime	NO	Behind	Laptime	NO	Behind	Laptime	NO	Behind	Laptime	NO	Behind	Laptime	NO	Behind	Laptime
2		1:04.230	2		1:01.909	2		1:02.557	1		1:01.945	1		1:01.706	1		1:01.377
9	0.531	1:04.761	1	0.790	1:01.759	1	0.170	1:01.937	2	0.279	1:02.394	2	0.566	1:01.993	2	1.437	1:02.248
1	0.940	1:05.170	9	0.856	1:02.234	9	0.550	1:02.251	9	0.536	1:02.101	9	0.972	1:02.142	61	1.807	1:02.033
59	1.464	1:05.694	61	1.676	1:02.057	61	1.072	1:01.953	61	0.747	1:01.790	61	1.151	1:02.110	9	2.149	1:02.554
61	1.528	1:05.758	59	2.874	1:03.319	59	3.671	1:03.354	59	4.666	1:03.110	59	5.982	1:03.022	59	7.729	1:03.124
99	2.647	1:06.877	72	6.820	1:04.527	12	9.212	1:04.185	12	11.069	1:03.972	12	12.916	1:03.553	12	15.084	1:03.545
18	3.708	1:07.938	18	6.893	1:05.094	58	9.690	1:04.780	58	11.519	1:03.944	58	13.393	1:03.580	58	15.532	1:03.516
72	4.202	1:08.432	58	7.467	1:04.783	72	9.906	1:05.643	72	12.113	1:04.322	72	13.991	1:03.584	72	15.930	1:03.316
58	4.593	1:08.823	12	7.584	1:04.787	18	10.308	1:05.972	69	12.487	1:04.177	69	14.400	1:03.619	69	16.439	1:03.416
12	4.706	1:08.936	69	7.830	1:04.398	69	10.425	1:05.152	18	13.060	1:04.867	6	15.205	1:03.677	6	17.256	1:03.428
6	5.269	1:09.499	6	8.217	1:04.857	6	10.696	1:05.036	6	13.234	1:04.653	18	16.035	1:04.681	18	18.791	1:04.133
69	5.341	1:09.571	95	8.680	1:04.611	50	11.341	1:05.076	50	13.481	1:04.255	50	16.327	1:04.552	50	18.872	1:03.922
50	5.843	1:10.073	50	8.822	1:04.888	77	11.646	1:04.805	28	16.306	1:04.928	28	18.986	1:04.386	28	22.165	1:04.556
95	5.978	1:10.208	77	9.398	1:04.459	95	11.956	1:05.833	37	16.662	1:04.853	37	19.565	1:04.609	37	23.142	1:04.954
28	6.113	1:10.343	28	10.491	1:06.287	28	13.493	1:05.559	75	17.473	1:05.097	53	20.535	1:04.406	53	23.740	1:04.582
75	6.725	1:10.955	75	10.730	1:05.914	37	13.924	1:05.519	53	17.835	1:05.288	75	21.035	1:05.268	52	24.286	1:04.258
77	6.848	1:11.078	37	10.962	1:05.571	75	14.491	1:06.318	52	18.331	1:05.111	52	21.405	1:04.780	75	24.868	1:05.210
37	7.300	1:11.530	53	11.198	1:05.684	53	14.662	1:06.021	29	18.709	1:05.801	29	21.736	1:04.733	29	25.263	1:04.904
53	7.423	1:11.653	29	11.779	1:05.943	29	15.023	1:05.801	23	24.436	1:07.567	23	29.547	1:06.817	23	35.473	1:07.303
29	7.745	1:11.975	52	13.200	1:05.734	52	15.335	1:04.692	8	24.877	1:07.512	8	29.999	1:06.828	8	35.884	1:07.262
23	8.690	1:12.920	23	14.032	1:07.251	23	18.984	1:07.509	77	25.884	1:16.353	47	35.659	1:07.940	95	1 LAP	2:09.437
52	9.375	1:13.605	8	14.334	1:06.775	8	19.480	1:07.703	17	28.905	1:08.104	17	39.069	1:11.870	47	43.317	1:09.035
8	9.468	1:13.698	17	17.447	1:08.201	17	22.916	1:08.026	47	29.425	1:07.696	49	45.023	1:06.930	17	47.212	1:09.520
17	11.155	1:15.385	47	18.628	1:08.099	47	23.844	1:07.773	95	30.844	1:21.003				49	50.100	1:06.454
47	12.438	1:16.668	99	21.884	1:21.146	49	34.186	1:07.330	49	39.799	1:07.728						
49	23.094	1:27.324	49	29.413	1:08.228												

Session Start: 16:21:38 - Finish: 16:31:58
Weather/Track Conditions: Sun/Dry
Circuit: Silverstone National
Track Length: 2.638 Km - 1.6390 miles

Silverstone Finals Historic Race Meeting - 21 - 22 Oct 2017

HSCC Historic Formula Ford 2000 supported by Lackford Engineering

Race 18 - Lap Chart

Lap 7			Lap 8			Lap 9			Lap 10		
NO	Behind	Laptime	NO	Behind	Laptime	NO	Behind	Laptime	NO	Behind	Laptime
1		1:01.632	1		1:01.349	1		1:01.560	1		1:01.371
2	1.987	1:02.182	2	2.495	1:01.857	2	3.026	1:02.091	47	1 LAP	1:07.870
61	2.189	1:02.014	61	2.635	1:01.795	61	3.238	1:02.163	49	1 LAP	1:06.180
9	2.390	1:01.873	9	3.113	1:02.072	9	3.385	1:01.832	2	3.555	1:01.900
59	9.205	1:03.108	59	10.812	1:02.956	17	1 LAP	1:11.426	61	3.890	1:02.023
12	17.131	1:03.679	12	20.090	1:04.308	59	12.222	1:02.970	9	4.355	1:02.341
58	17.886	1:03.986	58	20.425	1:03.888	12	22.514	1:03.984	17	1 LAP	1:09.385
72	17.929	1:03.631	72	20.836	1:04.256	58	22.805	1:03.940	59	13.916	1:03.065
69	18.508	1:03.701	69	20.857	1:03.698	69	23.265	1:03.968	12	25.297	1:04.154
6	19.005	1:03.381	6	21.204	1:03.548	72	23.622	1:04.346	58	25.957	1:04.523
50	21.088	1:03.848	50	23.819	1:04.080	6	24.001	1:04.357	69	26.051	1:04.157
18	21.668	1:04.509	18	24.278	1:03.959	50	25.753	1:03.494	72	26.240	1:03.989
28	24.980	1:04.447	28	27.989	1:04.358	18	26.443	1:03.725	6	26.704	1:04.074
37	26.124	1:04.614	37	29.578	1:04.803	28	30.491	1:04.062	50	27.478	1:03.096
53	26.716	1:04.608	53	30.422	1:05.055	37	33.050	1:05.032	18	28.432	1:03.360
52	27.028	1:04.374	52	30.476	1:04.797	52	33.214	1:04.298	28	33.310	1:04.190
75	27.963	1:04.727	75	31.263	1:04.649	53	33.499	1:04.637	52	36.392	1:04.549
29	28.153	1:04.522	29	31.357	1:04.553	29	34.995	1:05.198	37	37.006	1:05.327
23	40.681	1:06.840	23	46.021	1:06.689	75	35.186	1:05.483	53	37.176	1:05.048
8	41.246	1:06.994	8	46.481	1:06.584	23	51.644	1:07.183	29	37.991	1:04.367
47	50.497	1:08.812	47	57.341	1:08.193	8	51.864	1:06.943	75	38.991	1:05.176
17	55.007	1:09.427	49	1:00.175	1:06.435				23	57.376	1:07.103
49	55.089	1:06.621							8	57.680	1:07.187
95	1 LAP	1:21.228									

Session Start: 16:21:38 - Finish: 16:31:58
Weather/Track Conditions: Sun/Dry
Circuit: Silverstone National
Track Length: 2.638 Km - 1.6390 miles

MST
Full results available at www.mstworld.com. Email: timing@mstworld.com

Printed : 22-10-2017 - 16:35

Silverstone Finals Historic Race Meeting - 21 - 22 Oct 2017

HSCC Classic Formula 3 supported by MB Racing Wheels Inc. URS Classic FF2000

Qualifying for Race 11 - Classification

Sheet No:

POS	NO	DRIVER/S	CLASS	CLASS POS	CAR MAKE / MODEL	TIME	ON	LAPS	GAP	DIFF	MPH
1	58	Pat Gormley	CFA	1	Safir RJF3	1:00.330	13	13			97.80
2	88	Cameron Jackson	CFA	2	Euroracing 101	1:00.377	10	13	0.047	0.047	97.73
3	120	Gaius Ghinn	CFA	3	Ralt RT3	1:00.457	8	13	0.127	0.080	97.60
4	77	Ian Flux	CFA	4	March 783	1:00.683	13	13	0.353	0.226	97.23
5	82	Paul Smith	CFA	5	Ralt RT3	1:00.844	11	12	0.514	0.161	96.98
6	38	Hugh Price	CFA	6	Chevron B38	1:00.860	9	13	0.530	0.016	96.95
7	7	Richard Trott	CFA	7	Chevron B43	1:00.885	11	13	0.555	0.025	96.91
8	8	David Thorburn	CFA	8	Ralt RT3	1:01.108	12	12	0.778	0.223	96.56
9	17	Keith White	CFA	9	Ralt RT1	1:01.293	11	12	0.963	0.185	96.27
10	14	Tom Smith	CFA	10	March 793	1:01.366	11	12	1.036	0.073	96.15
11	62	Graham Kiddy	CFA	11	Argo JM3	1:02.037	12	12	1.707	0.671	95.11
12	22	Jon Finch	URA	1	Van Diemen RF82	1:02.970	10	12	2.640	0.933	93.70
13	31	Stephen Pegram	CFA	12	Ralt RT1	1:03.250	4	8	2.920	0.280	93.29
14	144	Andrew Lancaster	URA	2	Pilbeam MP52	1:03.391	12	12	3.061	0.141	93.08
15	122	Geoffrey Hoodless	CFA	13	March 813	1:03.556	5	8	3.226	0.165	92.84
16	57	Chris Levy	URA	3	Van Diemen RF83	1:03.766	7	12	3.436	0.210	92.53
17	29	Jonathan Price	CFA	14	March 783	1:03.817	8	12	3.487	0.051	92.46
18	93	Rudolf Ernst	CFA	15	Ralt RT1	1:03.837	12	12	3.507	0.020	92.43
19	20	Harry Bishop	URA	4	Crossle 56F	1:04.018	9	10	3.688	0.181	92.17
20	75	Adrian Langridge	CFB	1	Dastle Mk10	1:04.363	12	12	4.033	0.345	91.67
21	41	David Mercer	URB	1	Reynard SF78	1:04.581	8	12	4.251	0.218	91.36
22	117	Chris Lord	URA	5	Van Diemen RF82	1:04.941	11	12	4.611	0.360	90.86
23	47	Andy Langridge	CFB	2	March 733	1:06.416	10	11	6.086	1.475	88.84
24	9	Ian Jacobs	CFA	16	Ralt RT3	1:06.615	1	2	6.285	0.199	88.57
25	98	Rodney Toft	URA	6	Van Diemen RF82	1:06.622	10	11	6.292	0.007	88.57
26	11	Jeff Williams	URA	7	Van Diemen RF82	1:07.535	9	10	7.205	0.913	87.37
27	44	Paul Tonkin	CFB	3	Brabham BT41	1:07.645	7	11	7.315	0.110	87.23
28	34	Peter Finnigan	URA	8	Van Diemen RF82	1:11.452	10	10	11.122	3.807	82.58

Session Start: 09:20:29 - Finish: 09:33:32
Weather/Track Conditions: Cloud/Dry
Circuit: Silverstone National
Track Length: 2.638 Km - 1.6390 miles

These results are provisional until the conclusion of any judicial and technical matters.

Clerk of the Course:	Timekeeper:	Issued at:
Julian Floyd		

MST

Printed : 22-10-2017 - 09:35

Full results available at www.mstworld.com. Email: timing@mstworld.com

Silverstone Finals Historic Race Meeting - 21 - 22 Oct 2017

HSCC Classic Formula 3 supported by MB Racing Wheels Inc. URS Classic FF2000

Qualifying for Race 11 - Sector Analysis

7	Richard Trott (CFA)							Chevron B43						
lap	Sect-1	Speed	Sect-2	Speed		Laptime	Pit	lap	Sect-1	Speed	Sect-2	Speed		Laptime	Pit
1	39.557	114.5	26.520	118.1		1:06.077		8	36.336	122.2	25.013	118.9		1:01.349	
2	37.336	120.1	25.337	118.7		1:02.673		9	35.906	122.7	25.093	120.0		1:00.999	
3	36.733	120.3	25.551	117.6		1:02.284		10	36.465	122.9	25.236	118.3		1:01.701	
4	36.215	121.1	25.224	118.3		1:01.439		11	35.711	122.0	25.174	119.8		1:00.885	
5	36.136	121.8	25.710	118.3		1:01.846		12	36.798	122.7	25.004	120.5		1:01.802	
6	35.904	121.8	25.060	118.3		1:00.964		13	36.911	81.0				1:18.015	
7	35.896	121.8	25.030	118.9		1:00.926		14							

8	David Thorburn (CFA)							Ralt RT3						
lap	Sect-1	Speed	Sect-2	Speed		Laptime	Pit	lap	Sect-1	Speed	Sect-2	Speed		Laptime	Pit
1	41.235	111.8	27.133	113.4		1:08.368		7	37.186	117.9	25.657	114.2		1:02.843	
2	38.938	115.3	26.355	114.2		1:05.293		8	36.664	117.7	25.397	114.2		1:02.061	
3	37.171	117.1	26.020	113.6		1:03.191		9	37.566	116.9	25.959	115.2		1:03.525	
4	37.136	117.9	25.410	115.0		1:02.546		10	36.742	117.5	25.444	114.4		1:02.186	
5	36.936	117.5	25.360	114.6		1:02.296		11	36.197	118.4	25.053	116.4		1:01.250	
6	37.625	117.9	25.871	114.0		1:03.496		12	36.006	118.8	25.102	115.2		1:01.108	

9	Ian Jacobs (CFA)							Ralt RT3						
lap	Sect-1	Speed	Sect-2	Speed		Laptime	Pit	lap	Sect-1	Speed	Sect-2	Speed		Laptime	Pit
1	39.952	120.1	26.663	118.3		1:06.615		2	43.259	59.8				1:30.200	

11	Jeff Williams (URA)							Van Diemen RF82						
lap	Sect-1	Speed	Sect-2	Speed		Laptime	Pit	lap	Sect-1	Speed	Sect-2	Speed		Laptime	Pit
1	45.286	94.9	30.103	108.7		1:15.389		6	40.435	110.4	28.654	108.3		1:09.089	
2	43.020	108.4	29.271	106.6		1:12.291		7	40.627	112.0	27.850	107.8		1:08.477	
3	41.322	110.0				1:19.917		8	40.178	111.3	27.567	109.1		1:07.745	
4	Out	107.5	29.023	106.4		1:54.031	P	9	39.999	110.4	27.536	108.7		1:07.535	
5	40.560	110.4	28.340	108.3		1:08.900		10	41.047	110.7	27.392	108.7		1:08.439	

14	Tom Smith (CFA)							March 793						
lap	Sect-1	Speed	Sect-2	Speed		Laptime	Pit	lap	Sect-1	Speed	Sect-2	Speed		Laptime	Pit
1	41.304	115.5	27.879	117.4		1:09.183		7	37.484	122.2	25.873	118.3		1:03.357	
2	38.783	120.1	26.780	117.9		1:05.563		8	36.976	122.2	25.848	119.1		1:02.824	
3	38.040	121.6	27.053	116.6		1:05.093		9	36.713	119.8	26.753	118.7		1:03.466	
4	37.172	121.8	26.510	117.6		1:03.682		10	36.614	122.2	26.234	119.8		1:02.848	
5	36.951	122.0	43.083	101.5		1:20.034		11	36.474	122.5	24.892	119.8		1:01.366	
6	38.020	122.5	26.701	115.8		1:04.721		12	36.679	122.5	25.036	120.0		1:01.715	

17	Keith White (CFA)							Ralt RT1						
lap	Sect-1	Speed	Sect-2	Speed		Laptime	Pit	lap	Sect-1	Speed	Sect-2	Speed		Laptime	Pit
1	41.882	109.7	28.502	113.4		1:10.384		7	36.216	120.9	25.914	116.2		1:02.130	
2	38.882	118.6	26.965	116.0		1:05.847		8	36.981	120.9	25.951	117.2		1:02.932	
3	37.528	119.2	27.074	116.4		1:04.602		9	36.426	120.9	25.735	116.2		1:02.161	
4	37.501	119.4	27.407	116.0		1:04.908		10	36.300	120.3	25.565	117.6		1:01.865	
5	36.753	119.2	26.649	116.4		1:03.402		11	36.064	121.4	25.229	118.1		1:01.293	
6	37.770	119.6	26.523	116.2		1:04.293		12	36.704	120.9	25.129	117.9		1:01.833	

20	Harry Bishop (URA)							Crossle 56F						
lap	Sect-1	Speed	Sect-2	Speed		Laptime	Pit	lap	Sect-1	Speed	Sect-2	Speed		Laptime	Pit
1	43.644	103.6	30.529	105.4		1:14.173		6	38.843	101.5	27.040	109.8		1:05.883	
2	42.968	99.7	29.082	109.6		1:12.050		7	38.086	110.9	26.148	108.0		1:04.234	
3	39.544	109.5				1:17.515		8	38.159	111.3	26.319	110.3		1:04.478	
4	Out	110.6	27.450	107.6		2:05.328	P	9	38.023	110.9	25.995	110.7		1:04.018	
5	40.210	105.0	26.975	109.2		1:07.185		10	38.702	111.1	25.996	111.3		1:04.698	

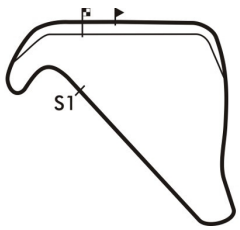

Session Start: 09:20:29 - Finish: 09:33:32
Weather/Track Conditions: Cloud/Dry
Circuit: Silverstone National
Track Length: 2.638 Km - 1.6390 miles

Silverstone Finals Historic Race Meeting - 21 - 22 Oct 2017

HSCC Classic Formula 3 supported by MB Racing Wheels Inc. URS Classic FF2000

Qualifying for Race 11 - Sector Analysis

22	Jon Finch (URA)							Van Diemen RF82						
lap	Sect-1	Speed	Sect-2	Speed		Laptime	Pit	lap	Sect-1	Speed	Sect-2	Speed		Laptime	Pit
1	41.758	111.3	28.384	112.2		1:10.142		7	37.417	114.1	26.683	111.3		1:04.100	
2	39.641	112.4	26.990	113.2		1:06.631		8	37.384	114.1	26.279	112.4		1:03.663	
3	37.682	114.1	27.079	110.5		1:04.761		9	37.172	114.1	25.914	112.2		1:03.086	
4	37.920	113.6	26.656	110.5		1:04.576		10	37.052	113.7	25.918	112.6		1:02.970	
5	37.416	113.6	26.436	111.1		1:03.852		11	36.991	114.7	26.144	112.6		1:03.135	
6	37.645	113.9	26.525	112.0		1:04.170		12	37.130	114.7	26.443	112.0		1:03.573	

29	Jonathan Price (CFA)							March 783						
lap	Sect-1	Speed	Sect-2	Speed		Laptime	Pit	lap	Sect-1	Speed	Sect-2	Speed		Laptime	Pit
1	42.430	100.3	28.590	113.2		1:11.020		7	38.231	118.4	26.470	114.6		1:04.701	
2	40.540	95.9	27.241	114.8		1:07.781		8	37.696	118.4	26.121	114.8		1:03.817	
3	38.387	117.3	27.917	113.6		1:06.304		9	38.181	108.8	27.587	115.2		1:05.768	
4	38.846	117.1	26.552	114.6		1:05.398		10	38.160	119.0	27.708	115.6		1:05.868	
5	38.559	117.3	27.241	113.8		1:05.800		11	37.810	119.6	26.056	114.8		1:03.866	
6	38.359	118.6	26.159	116.0		1:04.518		12	36.879	118.8	27.215	115.6		1:04.094	

31	Stephen Pegram (CFA)							Ralt RT1						
lap	Sect-1	Speed	Sect-2	Speed		Laptime	Pit	lap	Sect-1	Speed	Sect-2	Speed		Laptime	Pit
1	Out	114.9	28.220	112.2		1:05.831		5	38.119	116.1	26.210	113.8		1:04.329	
2	38.575	114.7	26.724	114.4		1:05.299		6	38.161	116.1	27.892	115.4		1:06.053	
3	38.014	115.7	26.423	113.8		1:04.437		7	38.111	115.9	25.775	114.0		1:03.886	
4	37.255	116.1	25.995	114.2		1:03.250		8	37.657	107.9	26.173	113.4		1:03.830	

34	Peter Finnigan (URA)							Van Diemen RF82						
lap	Sect-1	Speed	Sect-2	Speed		Laptime	Pit	lap	Sect-1	Speed	Sect-2	Speed		Laptime	Pit
1	45.472	105.0	30.659	104.9		1:16.131		6	42.938	104.7	30.714	97.0		1:13.652	
2	41.774	108.2	30.529	104.4		1:12.303		7	42.545	102.3	30.144	102.6		1:12.689	
3	42.019	104.2	30.612	103.7		1:12.631		8	44.484	97.3	29.810	104.4		1:14.294	
4	42.264	106.7	30.472	102.0		1:12.736		9	42.905	108.4	30.619	104.1		1:13.524	
5	42.023	108.6	29.857	102.3		1:11.880		10	41.686	99.6	29.766	106.6		1:11.452	

38	Hugh Price (CFA)							Chevron B38						
lap	Sect-1	Speed	Sect-2	Speed		Laptime	Pit	lap	Sect-1	Speed	Sect-2	Speed		Laptime	Pit
1	41.441	110.7	27.753	114.8		1:09.194		8	36.273	119.6	25.190	117.0		1:01.463	
2	37.936	117.5	25.997	117.6		1:03.933		9	35.942	119.6	24.918	117.2		1:00.860	
3	37.285	118.8	25.235	117.6		1:02.520		10	36.266	120.1	24.823	118.5		1:01.089	
4	36.517	119.6	25.425	117.4		1:01.942		11	36.721	119.4	25.032	118.1		1:01.753	
5	36.808	119.2	25.177	117.0		1:01.985		12	36.711	118.4	25.125	117.0		1:01.836	
6	36.532	119.2	25.225	117.4		1:01.757		13	36.082	119.8				1:10.708	
7	36.008	120.3	25.416	116.2		1:01.424		14							

41	David Mercer (URB)							Reynard SF78						
lap	Sect-1	Speed	Sect-2	Speed		Laptime	Pit	lap	Sect-1	Speed	Sect-2	Speed		Laptime	Pit
1	41.781	110.6	28.437	110.5		1:10.218		7	38.399	113.4	26.860	109.1		1:05.259	
2	40.248	111.8	27.554	111.5		1:07.802		8	38.338	113.7	26.243	112.2		1:04.581	
3	39.546	113.4	28.101	110.9		1:07.647		9	39.218	113.7	27.945	112.0		1:07.163	
4	38.678	113.4	26.563	111.8		1:05.241		10	37.933	113.6	28.121	112.6		1:06.054	
5	38.333	113.6	28.014	110.3		1:06.347		11	39.698	114.5	27.687	112.2		1:07.385	
6	39.495	114.1	26.931	111.8		1:06.426		12	38.130	113.9	26.660	112.4		1:04.790	

44	Paul Tonkin (CFB)							Brabham BT41						
lap	Sect-1	Speed	Sect-2	Speed		Laptime	Pit	lap	Sect-1	Speed	Sect-2	Speed		Laptime	Pit
1	45.867	108.9	30.090	106.6		1:15.957		7	39.383	110.4	28.262	108.0		1:07.645	
2	41.350	108.8	29.911	108.7		1:11.261		8	40.350	108.9	28.978	106.8		1:09.328	
3	40.405	108.4	28.454	108.2		1:08.859		9	40.124	110.0	28.412	108.7		1:08.536	
4	40.114	111.1	28.912	107.1		1:09.026		10	39.814	109.5	28.113	106.6		1:07.927	
5	39.863	111.1	29.136	108.3		1:08.999		11	39.786	109.5	28.643	105.1		1:08.429	
6	39.652	110.6	28.249	108.3		1:07.901		12							

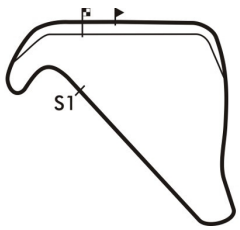

Session Start: 09:20:29 - Finish: 09:33:32
Weather/Track Conditions: Cloud/Dry
Circuit: Silverstone National
Track Length: 2.638 Km - 1.6390 miles

Silverstone Finals Historic Race Meeting - 21 - 22 Oct 2017

HSCC Classic Formula 3 supported by MB Racing Wheels Inc. URS Classic FF2000

Qualifying for Race 11 - Sector Analysis

47 Andy Langridge (CFB) — March 733

lap	Sect-1	Speed	Sect-2	Speed	Laptime	Pit	lap	Sect-1	Speed	Sect-2	Speed	Laptime	Pit
1	45.093	94.8	30.241	105.9	1:15.334		7	39.543	109.7	27.636	107.1	1:07.179	
2	42.053	95.2	30.111	106.1	1:12.164		8	39.447	109.3	27.492	108.0	1:06.939	
3	41.695	102.8	29.727	107.1	1:11.422		9	39.333	109.7	27.585	106.6	1:06.918	
4	41.167	109.5	28.748	107.3	1:09.915		10	38.906	109.8	27.510	108.5	1:06.416	
5	40.223	109.3	27.937	107.3	1:08.160		11	39.611	108.8	27.346	108.3	1:06.957	
6	39.630	110.0	27.687	106.9	1:07.317		12						

57 Chris Levy (URA) — Van Diemen RF83

lap	Sect-1	Speed	Sect-2	Speed	Laptime	Pit	lap	Sect-1	Speed	Sect-2	Speed	Laptime	Pit
1	40.583	112.4	27.339	111.8	1:07.922		7	37.614	115.7	26.152	113.2	1:03.766	
2	47.510	113.4	26.609	112.6	1:14.119		8	37.931	115.1	27.104	113.2	1:05.035	
3	38.602	114.7	26.647	112.8	1:05.249		9	37.691	115.7	26.662	113.6	1:04.353	
4	38.837	115.3	26.693	112.6	1:05.530		10	37.811	115.3	27.018	113.6	1:04.829	
5	38.221	114.7	26.590	113.4	1:04.811		11	38.550	115.9	26.410	113.8	1:04.960	
6	38.586	115.9	26.413	113.6	1:04.999		12	37.939	115.1	25.927	113.6	1:03.866	

58 Pat Gormley (CFA) — Safir RJF3

lap	Sect-1	Speed	Sect-2	Speed	Laptime	Pit	lap	Sect-1	Speed	Sect-2	Speed	Laptime	Pit
1	38.893	116.1	26.615	116.0	1:05.508		8	36.320	120.3	24.887	118.9	1:01.207	
2	36.578	118.8	25.609	118.1	1:02.187		9	36.566	120.7	24.965	118.7	1:01.531	
3	36.838	118.8	25.159	118.1	1:01.997		10	35.798	120.9	24.756	119.1	1:00.554	
4	35.916	120.5	25.345	118.3	1:01.261		11	36.867	119.8	25.749	118.5	1:02.616	
5	36.608	119.4	24.978	117.9	1:01.586		12	35.888	120.5	24.855	118.7	1:00.743	
6	35.613	120.5	25.571	117.4	1:01.184		13	35.665	122.0	24.665	119.4	1:00.330	
7	35.839	119.6	24.808	118.7	1:00.647		14						

62 Graham Kiddy (CFA) — Argo JM3

lap	Sect-1	Speed	Sect-2	Speed	Laptime	Pit	lap	Sect-1	Speed	Sect-2	Speed	Laptime	Pit
1	39.969	110.9	27.403	117.0	1:07.372		7	37.335	124.0	25.789	119.1	1:03.124	
2	39.114	110.7	26.549	118.3	1:05.663		8	36.993	124.3	26.026	114.8	1:03.019	
3	38.644	120.5	26.504	118.7	1:05.148		9	37.733	124.0	25.817	119.6	1:03.550	
4	38.420	123.4	25.741	118.1	1:04.161		10	37.513	125.2	27.385	120.2	1:04.898	
5	37.279	123.1	26.345	115.4	1:03.624		11	36.984	124.5	25.168	119.4	1:02.152	
6	37.422	123.8	26.004	119.4	1:03.426		12	36.985	124.5	25.052	119.6	1:02.037	

75 Adrian Langridge (CFB) — Dastle Mk10

lap	Sect-1	Speed	Sect-2	Speed	Laptime	Pit	lap	Sect-1	Speed	Sect-2	Speed	Laptime	Pit
1	44.004	103.9	29.029	107.5	1:13.033		7	38.074	113.2	27.189	109.1	1:05.263	
2	40.252	110.4	27.781	109.6	1:08.033		8	38.406	112.2	26.885	110.0	1:05.291	
3	38.993	111.8	27.305	109.8	1:06.298		9	38.064	113.0	26.677	109.8	1:04.741	
4	38.605	112.6	26.899	109.4	1:05.504		10	37.842	113.4	26.700	111.1	1:04.542	
5	38.207	112.4	26.768	109.1	1:04.975		11	38.693	113.2	26.442	110.9	1:05.135	
6	38.453	113.2	26.630	110.3	1:05.083		12	37.696	113.7	26.667	110.5	1:04.363	

77 Ian Flux (CFA) — March 783

lap	Sect-1	Speed	Sect-2	Speed	Laptime	Pit	lap	Sect-1	Speed	Sect-2	Speed	Laptime	Pit
1	38.267	118.6	25.731	116.6	1:03.998		8	36.148	120.5	24.837	116.8	1:00.985	
2	36.698	118.8	25.474	117.2	1:02.172		9	36.594	120.5	24.772	116.8	1:01.366	
3	36.829	119.6	25.290	117.6	1:02.119		10	36.095	120.5	24.806	118.1	1:00.901	
4	36.200	120.5	25.392	117.0	1:01.592		11	36.163	120.7	24.965	118.3	1:01.128	
5	37.140	120.3	24.984	117.9	1:02.124		12	36.119	121.4	25.190	117.6	1:01.309	
6	35.935	120.3	25.000	117.9	1:00.935		13	35.863	120.1	24.820	117.6	1:00.683	
7	36.648	120.9	24.809	117.6	1:01.457		14						

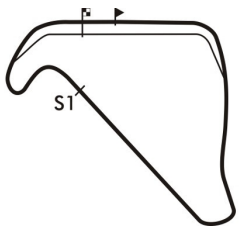

Session Start: 09:20:29 - Finish: 09:33:32
Weather/Track Conditions: Cloud/Dry
Circuit: Silverstone National
Track Length: 2.638 Km - 1.6390 miles

Silverstone Finals Historic Race Meeting - 21 - 22 Oct 2017

HSCC Classic Formula 3 supported by MB Racing Wheels Inc. URS Classic FF2000

Qualifying for Race 11 - Sector Analysis

82	Paul Smith (CFA)							Ralt RT3							
lap	Sect-1	Speed	Sect-2	Speed		Laptime	Pit	lap	Sect-1	Speed	Sect-2	Speed		Laptime	Pit
1	39.681	120.3	27.798	113.8		1:07.479		7	36.185	122.2	25.674	119.8		1:01.859	
2	37.300	120.7	25.792	119.1		1:03.092		8	36.462	122.2	25.275	119.1		1:01.737	
3	36.990	121.6	25.526	118.7		1:02.516		9	36.485	122.5	25.510	118.9		1:01.995	
4	36.730	120.7	25.523	118.9		1:02.253		10	35.816	122.2	25.216	119.4		1:01.032	
5	36.264	121.8	26.106	117.9		1:02.370		11	35.873	122.0	24.971	120.5		1:00.844	
6	37.205	121.6	26.422	119.1		1:03.627		12	36.457	121.6	25.508	118.3		1:01.965	

88	Cameron Jackson (CFA)							Euroracing 101							
lap	Sect-1	Speed	Sect-2	Speed		Laptime	Pit	lap	Sect-1	Speed	Sect-2	Speed		Laptime	Pit
1	38.258	119.6	25.587	116.2		1:03.845		8	36.571	120.7	25.417	117.6		1:01.988	
2	36.453	120.1	25.113	117.4		1:01.566		9	35.659	122.2	24.839	118.9		1:00.498	
3	36.233	120.3	24.887	117.2		1:01.120		10	35.871	121.1	24.506	119.8		1:00.377	
4	36.129	120.5	24.878	118.1		1:01.007		11	35.780	122.7	39.615	113.6		1:15.395	
5	35.858	121.8	24.796	118.5		1:00.654		12	35.642	122.2	24.972	119.6		1:00.614	
6	35.767	121.1	24.789	118.7		1:00.556		13	36.019	122.5	24.557	119.4		1:00.576	
7	35.533	122.2	25.004	118.5		1:00.537		14							

93	Rudolf Ernst (CFA)							Ralt RT1							
lap	Sect-1	Speed	Sect-2	Speed		Laptime	Pit	lap	Sect-1	Speed	Sect-2	Speed		Laptime	Pit
1	41.063	115.5	38.816	94.0		1:19.879		7	38.765	119.2	28.025	112.4		1:06.790	
2	43.776	117.3	27.293	113.4		1:11.069		8	39.706	106.4	27.272	116.0		1:06.978	
3	40.886	101.4	28.390	107.8		1:09.276		9	40.039	118.8	27.006	111.5		1:07.045	
4	39.528	117.1	26.944	114.2		1:06.472		10	37.811	121.1	26.846	115.0		1:04.657	
5	38.954	119.2	27.050	114.0		1:06.004		11	38.147	106.0	26.682	118.1		1:04.829	
6	38.770	120.7	27.257	110.5		1:06.027		12	37.734	122.2	26.103	115.2		1:03.837	

98	Rodney Toft (URA)							Van Diemen RF82							
lap	Sect-1	Speed	Sect-2	Speed		Laptime	Pit	lap	Sect-1	Speed	Sect-2	Speed		Laptime	Pit
1	41.980	109.3	28.671	108.5		1:10.651		7	39.668	112.4	28.758	110.3		1:08.426	
2	39.761	111.1	28.085	108.5		1:07.846		8	40.588	112.4	28.267	110.7		1:08.855	
3	39.574	110.9	27.870	109.2		1:07.444		9	39.675	112.8	27.804	110.2		1:07.479	
4	39.577	111.8	27.527	109.8		1:07.104		10	39.151	111.8	27.471	110.7		1:06.622	
5	39.395	111.1	28.023	108.3		1:07.418		11	39.201	112.4	27.919	109.6		1:07.120	
6	40.148	110.4	28.398	107.5		1:08.546		12							

117	Chris Lord (URA)							Van Diemen RF82							
lap	Sect-1	Speed	Sect-2	Speed		Laptime	Pit	lap	Sect-1	Speed	Sect-2	Speed		Laptime	Pit
1	40.931	108.1	27.963	110.9		1:08.894		7	38.459	110.6	26.562	110.9		1:05.021	
2	43.523	112.6	27.209	111.3		1:10.732		8	38.808	113.2	26.319	111.7		1:05.127	
3	39.925	111.1	26.762	110.7		1:06.687		9	38.959	113.2	26.566	112.0		1:05.525	
4	40.204	113.4	27.090	108.3		1:07.294		10	38.491	113.6	27.501	112.2		1:05.992	
5	38.631	112.2	26.783	110.3		1:05.414		11	38.426	111.5	26.515	112.0		1:04.941	
6	38.868	113.9	27.059	110.5		1:05.927		12	38.184	113.0	26.813	111.7		1:04.997	

120	Gaius Ghinn (CFA)							Ralt RT3							
lap	Sect-1	Speed	Sect-2	Speed		Laptime	Pit	lap	Sect-1	Speed	Sect-2	Speed		Laptime	Pit
1	39.762	116.9	26.199	119.6		1:05.961		8	35.846	121.6	24.611	118.9		1:00.457	
2	37.502	119.6	25.359	117.9		1:02.861		9	35.506	123.4	26.027	119.8		1:01.533	
3	36.447	120.1	25.205	117.2		1:01.652		10	35.968	122.5	25.592	117.4		1:01.560	
4	35.925	121.1	24.854	118.3		1:00.779		11	35.866	120.9	25.126	118.9		1:00.992	
5	35.593	120.5	25.208	118.1		1:00.801		12	35.686	121.6	24.919	118.9		1:00.605	
6	35.665	121.6	24.864	118.5		1:00.529		13	35.368	122.5	25.318	117.4		1:00.686	
7	35.442	122.0	25.063	118.1		1:00.505		14							

122	Geoffrey Hoodless (CFA)							March 813							
lap	Sect-1	Speed	Sect-2	Speed		Laptime	Pit	lap	Sect-1	Speed	Sect-2	Speed		Laptime	Pit
1	41.062	108.1	28.646	108.2		1:09.708		5	37.128	116.3	26.428	112.4		1:03.556	
2	50.402	104.7	28.069	110.3		1:18.471		6	39.429	104.2	27.677	76.1		1:07.106	
3	38.604	113.7	26.882	109.4		1:05.486		7	48.435	78.0				1:25.302	
4	37.684	115.9	26.989	109.6		1:04.673		8	Out	79.4	In			3:01.951	P

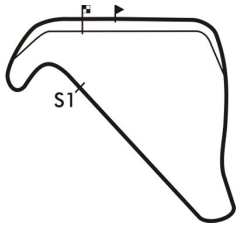

Session Start: 09:20:29 - Finish: 09:33:32
Weather/Track Conditions: Cloud/Dry
Circuit: Silverstone National
Track Length: 2.638 Km - 1.6390 miles

Silverstone Finals Historic Race Meeting - 21 - 22 Oct 2017

HSCC Classic Formula 3 supported by MB Racing Wheels Inc. URS Classic FF2000

Qualifying for Race 11 - Sector Analysis

144	Andrew Lancaster (URA)							Pilbeam MP52							
lap	Sect-1	Speed	Sect-2	Speed		Laptime	Pit	lap	Sect-1	Speed	Sect-2	Speed		Laptime	Pit
1	41.343	111.7	29.337	105.7		1:10.680		7	37.818	113.9	26.331	113.4		1:04.149	
2	39.558	112.2	27.581	112.0		1:07.139		8	37.916	114.1	26.290	113.2		1:04.206	
3	38.916	114.7	27.354	111.8		1:06.270		9	40.899	112.6	25.849	113.0		1:06.748	
4	38.736	112.6	26.693	111.5		1:05.429		10	37.747	113.2	29.154	98.6		1:06.901	
5	38.124	113.7	28.096	110.7		1:06.220		11	37.717	113.7	26.047	112.4		1:03.764	
6	39.221	105.7	26.928	112.8		1:06.149		12	37.316	113.6	26.075	110.9		1:03.391	

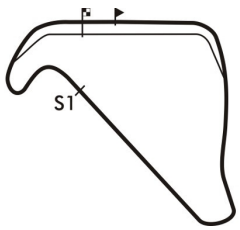

Session Start: 09:20:29 - Finish: 09:33:32
Weather/Track Conditions: Cloud/Dry
Circuit: Silverstone National
Track Length: 2.638 Km - 1.6390 miles

Silverstone Finals Historic Race Meeting - 21 - 22 Oct 2017

HSCC Classic Formula 3 supported by MB Racing Wheels Inc. URS Classic FF2000

Qualifying for Race 11 - Best Sector Times

	SECTOR 1			SECTOR 2		
	NO	TIME	LAP	NO	TIME	LAP
1	120	35.368	13	88	24.506	10
2	88	35.533	7	120	24.611	8
3	58	35.613	6	58	24.665	13
4	7	35.711	11	77	24.772	9
5	82	35.816	10	38	24.823	10
6	77	35.863	13	14	24.892	11
7	38	35.942	9	82	24.971	11
8	8	36.006	12	7	25.004	12
9	17	36.064	11	62	25.052	12
10	14	36.474	11	8	25.053	11
11	29	36.879	12	17	25.129	12
12	62	36.984	11	31	25.775	7
13	22	36.991	11	144	25.849	9
14	122	37.128	5	22	25.914	9
15	31	37.255	4	57	25.927	12
16	144	37.316	12	20	25.995	9
17	57	37.614	7	29	26.056	11
18	75	37.696	12	93	26.103	12
19	93	37.734	12	41	26.243	8
20	41	37.933	10	117	26.319	8
21	20	38.023	9	122	26.428	5
22	117	38.184	12	75	26.442	11
23	47	38.906	10	9	26.663	1
24	98	39.151	10	47	27.346	11
25	44	39.383	7	11	27.392	10
26	9	39.952	1	98	27.471	10
27	11	39.999	9	44	28.113	10
28	34	41.686	10	34	29.766	10

IDEAL / BEST LAP COMPARISON

NO	NAME	BEST	IN	IDEAL	DIFF
58	Pat Gormley	1:00.330	13	1:00.278	+0.052
88	Cameron Jackson	1:00.377	10	1:00.039	+0.338
120	Gaius Ghinn	1:00.457	8	59.979	+0.478
77	Ian Flux	1:00.683	13	1:00.635	+0.048
82	Paul Smith	1:00.844	11	1:00.787	+0.057
38	Hugh Price	1:00.860	9	1:00.765	+0.095
7	Richard Trott	1:00.885	11	1:00.715	+0.170
8	David Thorburn	1:01.108	12	1:01.059	+0.049
17	Keith White	1:01.293	11	1:01.193	+0.100
14	Tom Smith	1:01.366	11	1:01.366	+0.000
62	Graham Kiddy	1:02.037	12	1:02.036	+0.001
22	Jon Finch	1:02.970	10	1:02.905	+0.065
31	Stephen Pegram	1:03.250	4	1:03.030	+0.220
144	Andrew Lancaster	1:03.391	12	1:03.165	+0.226
122	Geoffrey Hoodless	1:03.556	5	1:03.556	+0.000
57	Chris Levy	1:03.766	7	1:03.541	+0.225
29	Jonathan Price	1:03.817	8	1:02.935	+0.882
93	Rudolf Ernst	1:03.837	12	1:03.837	+0.000
20	Harry Bishop	1:04.018	9	1:04.018	+0.000
75	Adrian Langridge	1:04.363	12	1:04.138	+0.225
41	David Mercer	1:04.581	8	1:04.176	+0.405
117	Chris Lord	1:04.941	11	1:04.503	+0.438
47	Andy Langridge	1:06.416	10	1:06.252	+0.164
9	Ian Jacobs	1:06.615	1	1:06.615	+0.000
98	Rodney Toft	1:06.622	10	1:06.622	+0.000
11	Jeff Williams	1:07.535	9	1:07.391	+0.144
44	Paul Tonkin	1:07.645	7	1:07.496	+0.149
34	Peter Finnigan	1:11.452	10	1:11.452	+0.000

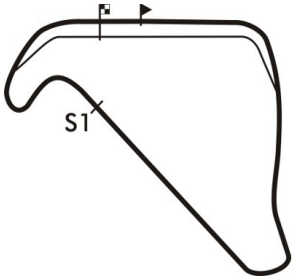

Session Start: 09:20:29 - Finish: 09:33:32
Weather/Track Conditions: Cloud/Dry
Circuit: Silverstone National
Track Length: 2.638 Km - 1.6390 miles

Silverstone Finals Historic Race Meeting - 21 - 22 Oct 2017

HSCC Classic Formula 3 supported by MB Racing Wheels Inc. URS Classic FF2000

Qualifying for Race 11 - Best Sector Speeds

	NO	SECTOR 1	MPH	NO	SECTOR 2	MPH
1	62	Graham Kiddy	125.2	7	Richard Trott	120.5
2	120	Gaius Ghinn	123.4	82	Paul Smith	120.5
3	7	Richard Trott	122.9	62	Graham Kiddy	120.2
4	88	Cameron Jackson	122.7	14	Tom Smith	120.0
5	14	Tom Smith	122.5	88	Cameron Jackson	119.8
6	82	Paul Smith	122.5	120	Gaius Ghinn	119.8
7	93	Rudolf Ernst	122.2	58	Pat Gormley	119.4
8	58	Pat Gormley	122.0	38	Hugh Price	118.5
9	17	Keith White	121.4	9	Ian Jacobs	118.3
10	77	Ian Flux	121.4	77	Ian Flux	118.3
11	38	Hugh Price	120.3	17	Keith White	118.1
12	9	Ian Jacobs	120.1	93	Rudolf Ernst	118.1
13	29	Jonathan Price	119.6	8	David Thorburn	116.4
14	8	David Thorburn	118.8	29	Jonathan Price	116.0
15	122	Geoffrey Hoodless	116.3	31	Stephen Pegram	115.4
16	31	Stephen Pegram	116.1	57	Chris Levy	113.8
17	57	Chris Levy	115.9	144	Andrew Lancaster	113.4
18	22	Jon Finch	114.7	22	Jon Finch	113.2
19	144	Andrew Lancaster	114.7	41	David Mercer	112.6
20	41	David Mercer	114.5	122	Geoffrey Hoodless	112.4
21	117	Chris Lord	113.9	117	Chris Lord	112.2
22	75	Adrian Langridge	113.7	20	Harry Bishop	111.3
23	98	Rodney Toft	112.8	75	Adrian Langridge	111.1
24	11	Jeff Williams	112.0	98	Rodney Toft	110.7
25	20	Harry Bishop	111.3	11	Jeff Williams	109.1
26	44	Paul Tonkin	111.1	44	Paul Tonkin	108.7
27	47	Andy Langridge	110.7	47	Andy Langridge	108.5
28	34	Peter Finnigan	108.6	34	Peter Finnigan	106.6

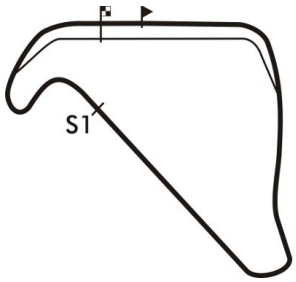

Session Start: 09:20:29 - Finish: 09:33:32
Weather/Track Conditions: Cloud/Dry
Circuit: Silverstone National
Track Length: 2.638 Km - 1.6390 miles

Silverstone Finals Historic Race Meeting - 21 - 22 Oct 2017

HSCC Classic Formula 3 supported by MB Racing Wheels Inc. URS Classic FF2000

Race 11 - Starting Grid

Sheet No:

Start Time : 11:40 - Heat Duration : 15 Minutes

ROW							
14	28	34	Peter Finnigan	27	44	Paul Tonkin	
13	26	11	Jeff Williams	25	98	Rodney Toft	
12	24	9	Ian Jacobs	23	47	Andy Langridge	
11	22	117	Chris Lord	21	41	David Mercer	
10	20	75	Adrian Langridge	19	20	Harry Bishop	
9	18	93	Rudolf Ernst	17	29	Jonathan Price	
8	16	57	Chris Levy	15	122	Geoffrey Hoodless	
7	14	144	Andrew Lancaster	13	31	Stephen Pegram	
6	12	22	Jon Finch	11	62	Graham Kiddy	
5	10	14	Tom Smith	9	17	Keith White	
4	8	8	David Thorburn	7	7	Richard Trott	
3	6	38	Hugh Price	5	82	Paul Smith	
2	4	77	Ian Flux	3	120	Gaius Ghinn	
1	2	88	Cameron Jackson	1	58	Pat Gormley	

Pole Left

Circuit: Silverstone National
Track Length: 2.638 Km - 1.6390 miles

These results are provisional until the conclusion of any judicial and technical matters.

Clerk of the Course:	Timekeeper:	Issued at:
Julian Floyd		

MST

Printed : 22-10-2017 - 09:38

Full results available at www.mstworld.com. Email: timing@mstworld.com

Silverstone Finals Historic Race Meeting - 21 - 22 Oct 2017

HSCC Classic Formula 3 supported by MB Racing Wheels Inc. URS Classic FF2000

Race 11 - Classification

Sheet No:

POS	NO	DRIVER/S	CLASS	CLASS POS	CAR MAKE / MODEL	TIME	LAPS	GAP	DIFF	MPH	BEST	ON
1	120	Gaius Ghinn	CFA	1	Ralt RT3	15:12.314	15	-- 15 laps		97.01	1:00.167	3
2	7	Richard Trott	CFA	2	Chevron B43	15:13.102	15	0.788	0.788	96.93	59.895	14
3	77	Ian Flux	CFA	3	March 783	15:13.829	15	1.515	0.727	96.85	1:00.069	15
4	88	Cameron Jackson	CFA	4	Euroracing 101	15:15.728	15	3.414	1.899	96.65	59.982	14
5	82	Paul Smith	CFA	5	Ralt RT3	15:23.355	15	11.041	7.627	95.85	1:00.624	14
6	14	Tom Smith	CFA	6	March 793	15:23.449	15	11.135	0.094	95.84	1:00.224	10
7	17	Keith White	CFA	7	Ralt RT1	15:37.827	15	25.513	14.378	94.37	1:00.745	13
8	62	Graham Kiddy	CFA	8	Argo JM3	15:38.756	15	26.442	0.929	94.27	1:01.421	9
9	8	David Thorburn	CFA	9	Ralt RT3	15:43.321	15	31.007	4.565	93.82	1:01.814	14
10	22	Jon Finch	URA	1	Van Diemen RF82	15:52.373	15	40.059	9.052	92.93	1:02.245	13
11	29	Jonathan Price	CFA	10	March 783	16:04.465	15	52.151	12.092	91.76	1:02.858	6
12	117	Chris Lord	URA	2	Van Diemen RF82	16:05.221	15	52.907	0.756	91.69	1:03.121	9
13	57	Chris Levy	URA	3	Van Diemen RF83	16:07.278	15	54.964	2.057	91.50	1:03.094	12
14	93	Rudolf Ernst	CFA	11	Ralt RT1	16:09.962	15	57.648	2.684	91.24	1:02.300	15
15	20	Harry Bishop	URA	4	Crossle 56F	16:14.005	15	1:01.691	4.043	90.86	1:03.139	13
16	75	Adrian Langridge	CFB	1	Dastle Mk10	16:14.567	15	1:02.253	0.562	90.81	1:03.720	9
17	41	David Mercer	URB	1	Reynard SF78	16:15.003	15	1:02.689	0.436	90.77	1:03.031	13
18	144	Andrew Lancaster	URA	5	Pilbeam MP52	16:15.312	15	1:02.998	0.309	90.75	1:02.325	14
19	122	Geoffrey Hoodless	CFA	12	March 813	15:23.730	14	-- 14 laps	11.792	89.42	1:03.304	12
20	98	Rodney Toft	URA	6	Van Diemen RF82	15:45.702	14	21.972	21.972	87.35	1:06.053	7
21	11	Jeff Williams	URA	7	Van Diemen RF82	15:45.886	14	22.156	0.184	87.33	1:06.128	6
22	47	Andy Langridge	CFB	2	March 733	15:46.300	14	22.570	0.414	87.29	1:06.033	9
23	44	Paul Tonkin	CFB	3	Brabham BT41	15:47.311	14	23.581	1.011	87.20	1:06.083	14
24	31	Stephen Pegram	CFA	13	Ralt RT1	15:54.514	14	30.784	7.203	86.54	1:02.536	6
25	34	Peter Finnigan	URA	8	Van Diemen RF82	16:19.135	14	55.405	24.621	84.36	1:07.680	11
		---------- NOT CLASSIFIED ----------										
DNF	38	Hugh Price	CFA		Chevron B38	11:37.391	11	-- 11 laps		93.06	1:00.439	10
DNF	58	Pat Gormley	CFA		Safir RJF3	10:15.388	10	-- 10 laps		95.88	1:00.340	8

---------- FASTEST LAP SUMMARY ----------

NO	DRIVER/S	CLASS	CAR MAKE / MODEL	FASTEST LAP	ON	MPH
7	Richard Trott	CFA	Chevron B43	59.895	14	98.51
22	Jon Finch	URA	Van Diemen RF82	1:02.245	13	94.79
41	David Mercer	URB	Reynard SF78	1:03.031	13	93.61
75	Adrian Langridge	CFB	Dastle Mk10	1:03.720	9	92.60

Session Start: 11:40:40 - Finish: 11:55:52
Weather/Track Conditions: Cloud/Dry
Circuit: Silverstone National
Track Length: 2.638 Km - 1.6390 miles

These results are provisional until the conclusion of any judicial and technical matters.

Clerk of the Course:	Timekeeper:	Issued at:
Julian Floyd		

Silverstone Finals Historic Race Meeting - 21 - 22 Oct 2017

HSCC Classic Formula 3 supported by MB Racing Wheels Inc. URS Classic FF2000

Race 11 - Sector Analysis

7	Richard Trott (CFA)							Chevron B43						
lap	Sect-1	Speed	Sect-2	Speed		Laptime	Pit	lap	Sect-1	Speed	Sect-2	Speed		Laptime	Pit
1		120.5	25.451	118.7		1:06.370		9	35.598	123.4	24.414	120.2		1:00.012	
2	36.263	120.7	25.143	117.6		1:01.406		10	35.513	122.2	25.231	119.4		1:00.744	
3	36.117	120.7	25.076	120.0		1:01.193		11	35.470	122.2	24.575	119.8		1:00.045	
4	35.669	121.1	24.908	120.2		1:00.577		12	35.511	122.2	24.894	118.5		1:00.405	
5	35.603	120.9	24.863	120.7		1:00.466		13	35.361	122.2	24.649	118.9		1:00.010	
6	35.432	122.5	25.659	119.6		1:01.091		14	35.372	122.9	24.523	119.8		59.895	
7	35.757	121.6	24.699	120.0		1:00.456		15	35.264	122.2	24.669	119.8		59.933	
8	35.492	121.4	25.007	119.8		1:00.499		16							

8	David Thorburn (CFA)							Ralt RT3						
lap	Sect-1	Speed	Sect-2	Speed		Laptime	Pit	lap	Sect-1	Speed	Sect-2	Speed		Laptime	Pit
1		117.9	26.059	113.2		1:07.437		9	36.781	117.1	25.243	115.2		1:02.024	
2	37.973	116.1	25.464	115.4		1:03.437		10	37.196	117.5	25.124	114.4		1:02.320	
3	37.286	117.1	25.644	115.0		1:02.930		11	37.526	117.1	25.313	114.2		1:02.839	
4	36.917	115.9	25.588	114.2		1:02.505		12	36.760	116.3	25.256	114.4		1:02.016	
5	36.812	116.7	25.441	115.4		1:02.253		13	36.977	116.9	25.077	114.8		1:02.054	
6	36.610	117.7	25.612	113.4		1:02.222		14	36.741	116.7	25.073	115.4		1:01.814	
7	36.885	116.5	25.236	114.2		1:02.121		15	38.604	116.1	25.288	114.4		1:03.892	
8	38.050	117.9	25.407	114.6		1:03.457		16							

11	Jeff Williams (URA)							Van Diemen RF82						
lap	Sect-1	Speed	Sect-2	Speed		Laptime	Pit	lap	Sect-1	Speed	Sect-2	Speed		Laptime	Pit
1		112.8	27.465	108.2		1:15.891		8	39.216	110.7	27.069	108.0		1:06.285	
2	40.551	113.2	27.747	108.5		1:08.298		9	39.176	111.3	26.989	108.7		1:06.165	
3	39.910	110.2	27.360	108.5		1:07.270		10	39.424	111.3	27.608	108.7		1:07.032	
4	39.542	110.4	27.987	107.5		1:07.529		11	40.043	110.4	27.224	109.1		1:07.267	
5	39.422	110.0	27.706	107.5		1:07.128		12	39.403	112.0	27.225	107.8		1:06.628	
6	38.954	111.1	27.174	108.3		1:06.128		13	39.164	113.0	27.384	108.2		1:06.548	
7	39.125	110.6	27.244	109.1		1:06.369		14	40.005	111.8	27.343	108.7		1:07.348	

14	Tom Smith (CFA)							March 793						
lap	Sect-1	Speed	Sect-2	Speed		Laptime	Pit	lap	Sect-1	Speed	Sect-2	Speed		Laptime	Pit
1		119.0	28.292	120.0		1:09.641		9	35.777	123.1	24.677	120.7		1:00.454	
2	36.455	122.2	25.219	119.6		1:01.674		10	35.547	122.0	24.677	120.7		1:00.224	
3	36.470	121.8	25.490	116.6		1:01.960		11	35.826	122.5	25.017	120.2		1:00.843	
4	36.008	121.1	25.972	116.8		1:01.980		12	36.768	119.2	25.532	121.6		1:02.300	
5	35.806	121.4	25.063	119.8		1:00.869		13	36.022	124.0	25.115	119.8		1:01.137	
6	35.586	123.1	24.801	120.0		1:00.387		14	35.728	124.0	24.748	119.8		1:00.476	
7	35.668	122.7	24.895	119.1		1:00.563		15	35.746	122.9	24.824	120.0		1:00.570	
8	35.617	122.9	24.754	120.5		1:00.371		16							

17	Keith White (CFA)							Ralt RT1						
lap	Sect-1	Speed	Sect-2	Speed		Laptime	Pit	lap	Sect-1	Speed	Sect-2	Speed		Laptime	Pit
1		119.6	25.699	117.4		1:08.057		9	35.882	119.6	24.892	117.0		1:00.774	
2	36.658	119.6	25.284	117.2		1:01.942		10	36.527	119.6	24.903	118.1		1:01.430	
3	36.531	119.2	25.247	117.0		1:01.778		11	36.329	118.6	25.090	117.4		1:01.419	
4	36.130	119.2	32.947	108.0		1:09.077		12	36.385	119.2	25.014	116.8		1:01.399	
5	36.931	119.2	25.295	117.6		1:02.226		13	36.026	116.5	24.719	117.0		1:00.745	
6	37.684	119.8	25.378	116.6		1:03.062		14	36.724	119.6	25.189	117.0		1:01.913	
7	36.176	119.2	25.215	116.4		1:01.391		15	36.148	118.4	25.293	116.8		1:01.441	
8	36.232	119.0	24.941	118.3		1:01.173		16							

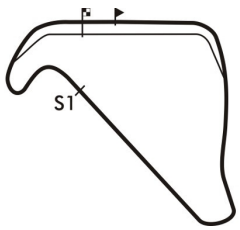

Session Start: 11:40:40 - Finish: 11:55:52
Weather/Track Conditions: Cloud/Dry
Circuit: Silverstone National
Track Length: 2.638 Km - 1.6390 miles

Silverstone Finals Historic Race Meeting - 21 - 22 Oct 2017

HSCC Classic Formula 3 supported by MB Racing Wheels Inc. URS Classic FF2000

Race 11 - Sector Analysis

20	Harry Bishop (URA)							Crossle 56F						
lap	Sect-1	Speed	Sect-2	Speed		Laptime	Pit	lap	Sect-1	Speed	Sect-2	Speed		Laptime	Pit
1		110.6	26.738	110.7		1:11.478		9	37.790	110.9	25.912	110.2		1:03.702	
2	38.493	109.7	26.258	109.8		1:04.751		10	37.744	110.4	25.883	110.3		1:03.627	
3	38.649	109.1	26.120	108.3		1:04.769		11	37.589	110.4	25.979	110.5		1:03.568	
4	37.948	109.1	26.546	109.2		1:04.494		12	38.861	111.8	25.889	110.2		1:04.750	
5	38.914	110.4	26.415	110.2		1:05.329		13	37.591	110.9	25.548	110.9		1:03.139	
6	38.314	110.0	25.748	110.0		1:04.062		14	37.639	111.7	26.038	109.6		1:03.677	
7	38.407	109.7	30.838	110.7		1:09.245		15	37.989	113.6	25.658	110.2		1:03.647	
8	37.925	110.4	25.842	111.1		1:03.767		16							

22	Jon Finch (URA)							Van Diemen RF82						
lap	Sect-1	Speed	Sect-2	Speed		Laptime	Pit	lap	Sect-1	Speed	Sect-2	Speed		Laptime	Pit
1		112.2	26.409	111.1		1:09.971		9	36.756	114.1	25.673	112.4		1:02.429	
2	37.856	112.6	26.093	112.2		1:03.949		10	36.865	113.6	25.734	112.2		1:02.599	
3	38.177	112.8	26.131	111.8		1:04.308		11	37.120	113.2	25.690	112.8		1:02.810	
4	37.379	112.0	26.249	111.1		1:03.628		12	37.187	113.4	26.018	111.8		1:03.205	
5	37.418	113.2	25.958	113.0		1:03.376		13	36.767	114.1	25.478	111.1		1:02.245	
6	37.107	113.4	26.074	112.6		1:03.181		14	36.869	113.4	25.667	112.6		1:02.536	
7	37.201	113.6	25.964	112.6		1:03.165		15	36.821	113.6	25.506	111.8		1:02.327	
8	36.970	113.4	25.674	112.6		1:02.644		16							

29	Jonathan Price (CFA)							March 783						
lap	Sect-1	Speed	Sect-2	Speed		Laptime	Pit	lap	Sect-1	Speed	Sect-2	Speed		Laptime	Pit
1		116.5	26.350	116.0		1:12.499		9	37.257	118.1	25.657	114.8		1:02.914	
2	38.590	118.1	26.306	115.6		1:04.896		10	37.164	117.3	26.081	113.6		1:03.245	
3	38.318	116.9	26.293	115.0		1:04.611		11	37.525	117.1	26.165	114.0		1:03.690	
4	37.613	115.9	26.090	116.0		1:03.703		12	37.341	118.1	27.098	115.0		1:04.439	
5	37.712	117.7	25.986	115.8		1:03.698		13	37.782	117.5	26.126	113.6		1:03.908	
6	37.192	117.9	25.666	114.8		1:02.858		14	37.462	117.1	25.893	114.0		1:03.355	
7	37.796	117.5	26.093	114.2		1:03.889		15	37.457	116.9	25.814	115.0		1:03.271	
8	37.685	117.1	25.804	115.2		1:03.489		16							

31	Stephen Pegram (CFA)							Ralt RT1						
lap	Sect-1	Speed	Sect-2	Speed		Laptime	Pit	lap	Sect-1	Speed	Sect-2	Speed		Laptime	Pit
1		115.3	26.347	116.0		1:11.837		8	36.918	116.5	25.778	114.4		1:02.696	
2	1:38.374	115.1	26.162	114.6		2:04.536		9	37.264	115.7	25.801	115.8		1:03.065	
3	37.513	115.9	26.088	114.6		1:03.601		10	37.590	115.5	25.749	115.2		1:03.339	
4	37.213	115.3	25.674	115.4		1:02.887		11	37.944	115.7	26.123	113.2		1:04.067	
5	38.156	106.0	25.941	114.6		1:04.097		12	37.309	116.3	25.610	115.2		1:02.919	
6	36.901	115.1	25.635	114.8		1:02.536		13	37.115	115.9	25.889	114.6		1:03.004	
7	37.163	115.5	25.634	114.6		1:02.797		14	37.087	116.3	26.046	115.0		1:03.133	

34	Peter Finnigan (URA)							Van Diemen RF82						
lap	Sect-1	Speed	Sect-2	Speed		Laptime	Pit	lap	Sect-1	Speed	Sect-2	Speed		Laptime	Pit
1		106.5	28.817	106.9		1:21.482		8	42.091	107.7	28.654	106.1		1:10.745	
2	40.796	107.9	28.813	108.7		1:09.609		9	41.377	109.1	28.402	108.3		1:09.779	
3	40.687	107.7	27.996	107.1		1:08.683		10	41.218	108.8	28.182	108.2		1:09.400	
4	40.422	107.5	28.664	106.6		1:09.086		11	39.997	108.8	27.683	107.5		1:07.680	
5	40.412	108.1	28.708	106.8		1:09.120		12	40.341	109.3	27.647	107.8		1:07.988	
6	40.078	109.3	28.538	107.1		1:08.616		13	40.260	106.2	27.969	107.1		1:08.229	
7	41.374	107.0	28.297	108.0		1:09.671		14	41.468	109.8	27.579	107.6		1:09.047	

38	Hugh Price (CFA)							Chevron B38						
lap	Sect-1	Speed	Sect-2	Speed		Laptime	Pit	lap	Sect-1	Speed	Sect-2	Speed		Laptime	Pit
1		115.7	26.262	115.8		1:07.228		7	35.812	120.3	25.079	117.0		1:00.891	
2	36.516	118.1	25.188	116.8		1:01.704		8	35.884	119.2	25.005	118.1		1:00.889	
3	36.470	117.7	24.924	117.4		1:01.394		9	35.742	120.3	24.848	118.1		1:00.590	
4	36.124	117.3	25.101	116.6		1:01.225		10	35.703	119.6	24.736	118.3		1:00.439	
5	36.015	117.5	24.842	118.1		1:00.857		11	36.036	119.0				1:21.635	
6	35.727	119.4	24.812	118.1		1:00.539		12							

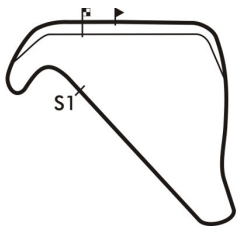

Session Start: 11:40:40 - Finish: 11:55:52
Weather/Track Conditions: Cloud/Dry
Circuit: Silverstone National
Track Length: 2.638 Km - 1.6390 miles

Silverstone Finals Historic Race Meeting - 21 - 22 Oct 2017

HSCC Classic Formula 3 supported by MB Racing Wheels Inc. URS Classic FF2000

Race 11 - Sector Analysis

41 David Mercer (URB) — Reynard SF78

lap	Sect-1	Speed	Sect-2	Speed	Laptime	Pit	lap	Sect-1	Speed	Sect-2	Speed	Laptime	Pit
1		114.9	27.594	111.7	1:15.556		9	37.617	113.9	25.971	112.8	1:03.588	
2	40.473	113.9	26.688	113.0	1:07.161		10	37.091	113.7	26.350	113.2	1:03.441	
3	39.388	112.2	26.521	112.0	1:05.909		11	37.425	113.6	26.275	112.8	1:03.700	
4	38.542	111.3	26.696	112.2	1:05.238		12	37.496	114.5	25.779	113.2	1:03.275	
5	38.369	113.2	26.309	112.6	1:04.678		13	37.304	114.3	25.727	113.4	1:03.031	
6	37.868	114.3	26.278	112.6	1:04.146		14	37.308	113.9	26.039	113.0	1:03.347	
7	37.804	113.4	26.028	112.8	1:03.832		15	38.077	114.3	25.917	113.8	1:03.994	
8	38.114	113.2	25.993	113.0	1:04.107		16						

44 Paul Tonkin (CFB) — Brabham BT41

lap	Sect-1	Speed	Sect-2	Speed	Laptime	Pit	lap	Sect-1	Speed	Sect-2	Speed	Laptime	Pit
1		109.8	28.206	109.1	1:16.970		8	38.855	111.1	27.358	109.2	1:06.213	
2	40.674	110.7	27.705	108.5	1:08.379		9	39.450	110.4	28.161	101.5	1:07.611	
3	39.468	109.7	27.596	109.6	1:07.064		10	39.856	110.7	27.610	110.0	1:07.466	
4	39.570	104.0	28.300	107.5	1:07.870		11	38.999	110.4	27.536	109.6	1:06.535	
5	39.217	110.7	27.664	108.0	1:06.881		12	38.971	111.3	27.408	108.3	1:06.379	
6	39.105	111.3	27.519	109.6	1:06.624		13	38.808	111.1	27.837	110.5	1:06.645	
7	38.731	111.3	27.860	108.9	1:06.591		14	38.832	111.5	27.251	108.7	1:06.083	

47 Andy Langridge (CFB) — March 733

lap	Sect-1	Speed	Sect-2	Speed	Laptime	Pit	lap	Sect-1	Speed	Sect-2	Speed	Laptime	Pit
1		107.2	27.875	108.2	1:16.839		8	39.235	110.2	27.234	107.5	1:06.469	
2	40.433	110.2	27.315	105.9	1:07.748		9	39.098	109.1	26.935	108.3	1:06.033	
3	39.851	108.9	27.425	107.8	1:07.276		10	39.295	110.9	27.568	107.8	1:06.863	
4	39.645	108.6	27.880	105.4	1:07.525		11	40.149	109.7	27.146	107.8	1:07.295	
5	39.437	109.3	27.667	106.2	1:07.104		12	39.344	105.7	27.223	107.1	1:06.567	
6	39.036	109.8	27.470	108.5	1:06.506		13	39.284	106.5	27.278	107.1	1:06.562	
7	38.779	110.4	27.345	108.5	1:06.124		14	40.271	108.8	27.118	105.7	1:07.389	

57 Chris Levy (URA) — Van Diemen RF83

lap	Sect-1	Speed	Sect-2	Speed	Laptime	Pit	lap	Sect-1	Speed	Sect-2	Speed	Laptime	Pit
1		113.2	27.384	112.0	1:11.568		9	37.528	114.7	25.742	113.2	1:03.270	
2	38.923	113.9	26.220	113.2	1:05.143		10	37.476	114.7	25.706	113.0	1:03.182	
3	38.575	113.2	26.391	112.2	1:04.966		11	37.932	113.7	25.737	113.2	1:03.669	
4	38.009	113.4	26.349	113.4	1:04.358		12	37.479	114.3	25.615	113.2	1:03.094	
5	38.735	113.6	26.539	113.8	1:05.274		13	37.721	115.1	25.684	113.2	1:03.405	
6	38.015	115.7	26.306	113.4	1:04.321		14	38.052	113.9	25.882	113.0	1:03.934	
7	37.912	114.9	26.181	113.0	1:04.093		15	37.586	113.7	25.730	113.2	1:03.316	
8	37.840	114.1	25.845	113.2	1:03.685		16						

58 Pat Gormley (CFA) — Safir RJF3

lap	Sect-1	Speed	Sect-2	Speed	Laptime	Pit	lap	Sect-1	Speed	Sect-2	Speed	Laptime	Pit
1		117.1	25.673	117.9	1:04.839		6	35.217	122.0	27.459	117.0	1:02.676	
2	36.083	118.6	24.855	118.3	1:00.938		7	36.166	120.7	24.954	118.7	1:01.120	
3	36.123	118.8	25.304	118.5	1:01.427		8	35.593	122.0	24.747	118.5	1:00.340	
4	35.770	120.1	24.943	118.5	1:00.713		9	35.644	120.7	24.705		1:00.349	
5	35.781	119.2	24.831	118.5	1:00.612		10					1:02.374	

62 Graham Kiddy (CFA) — Argo JM3

lap	Sect-1	Speed	Sect-2	Speed	Laptime	Pit	lap	Sect-1	Speed	Sect-2	Speed	Laptime	Pit
1		119.2	26.282	118.1	1:10.711		9	36.617	123.4	24.804	120.0	1:01.421	
2	37.083	122.2	25.275	118.7	1:02.358		10	36.437	123.6	24.996	119.6	1:01.433	
3	37.150	121.1	25.329	118.5	1:02.479		11	36.773	122.7	25.129	119.6	1:01.902	
4	36.600	122.2	25.516	118.1	1:02.116		12	36.831	123.1	25.428	118.9	1:02.259	
5	36.520	122.9	24.935	120.5	1:01.455		13	36.724	123.8	25.313	119.1	1:02.037	
6	36.603	123.8	25.501	118.7	1:02.104		14	37.084	122.0	25.546	120.0	1:02.630	
7	36.864	123.1	25.086	119.6	1:01.950		15	36.874	123.4	25.274	118.9	1:02.148	
8	36.938	123.1	24.815	120.0	1:01.753		16						

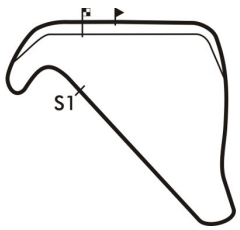

Session Start: 11:40:40 - Finish: 11:55:52
Weather/Track Conditions: Cloud/Dry
Circuit: Silverstone National
Track Length: 2.638 Km - 1.6390 miles

Silverstone Finals Historic Race Meeting - 21 - 22 Oct 2017

HSCC Classic Formula 3 supported by MB Racing Wheels Inc. URS Classic FF2000

Race 11 - Sector Analysis

75	Adrian Langridge (CFB)							Dastle Mk10							
lap	Sect-1	Speed	Sect-2	Speed		Laptime	Pit	lap	Sect-1	Speed	Sect-2	Speed		Laptime	Pit
1		111.8	27.054	109.6		1:12.803		9	37.566	112.0	26.154	110.5		1:03.720	
2	39.511	111.8	26.611	110.5		1:06.122		10	37.684	111.8	26.428	111.1		1:04.112	
3	38.564	108.6	26.788	110.2		1:05.352		11	37.796	112.0	26.274	110.5		1:04.070	
4	38.339	110.0	26.451	110.0		1:04.790		12	37.990	112.6	26.230	110.0		1:04.220	
5	37.867	111.7	26.238	111.1		1:04.105		13	37.998	113.9	26.084	110.9		1:04.082	
6	37.917	111.8	26.234	110.0		1:04.151		14	37.707	112.4	26.443	109.8		1:04.150	
7	37.691	113.2	26.445	111.1		1:04.136		15	37.978	112.6	26.323	110.5		1:04.301	
8	38.014	112.2	26.439	110.3		1:04.453		16							

77	Ian Flux (CFA)							March 783							
lap	Sect-1	Speed	Sect-2	Speed		Laptime	Pit	lap	Sect-1	Speed	Sect-2	Speed		Laptime	Pit
1		119.0	25.489	118.3		1:05.389		9	35.844	120.1	24.924	118.5		1:00.768	
2	36.007	121.8	25.074	117.9		1:01.081		10	35.662	120.7	24.840	119.1		1:00.502	
3	35.844	123.6	25.153	118.9		1:00.997		11	35.857	120.3	24.572	118.3		1:00.429	
4	36.135	120.1	24.955	117.0		1:01.090		12	35.584	119.8	24.530	118.1		1:00.114	
5	35.737	120.9	24.925	117.6		1:00.662		13	35.505	121.4	24.597	118.3		1:00.102	
6	35.868	120.5	25.131	117.0		1:00.999		14	35.693	119.8	24.489	118.3		1:00.182	
7	35.732	120.7	24.807	117.0		1:00.539		15	35.556	119.2	24.513	118.3		1:00.069	
8	36.048	119.4	24.858	117.2		1:00.906		16							

82	Paul Smith (CFA)							Ralt RT3							
lap	Sect-1	Speed	Sect-2	Speed		Laptime	Pit	lap	Sect-1	Speed	Sect-2	Speed		Laptime	Pit
1		121.4	25.859	118.5		1:07.549		9	36.014	121.8	24.669	120.0		1:00.683	
2	36.736	119.8	25.405	118.5		1:02.141		10	35.923	120.9	25.288	120.5		1:01.211	
3	36.193	120.9	25.230	117.2		1:01.423		11	36.077	122.0	25.033	119.8		1:01.110	
4	36.270	120.7	25.364	117.9		1:01.634		12	36.315	121.4	24.994	119.8		1:01.309	
5	36.078	120.5	25.049	119.8		1:01.127		13	35.960	121.4	24.779	118.9		1:00.739	
6	35.901	121.6	24.833	119.4		1:00.734		14	35.865	121.4	24.759	119.1		1:00.624	
7	36.036	120.9	24.818	119.1		1:00.854		15	35.802	119.8	25.033	118.9		1:00.835	
8	36.444	121.4	24.938	119.6		1:01.382		16							

88	Cameron Jackson (CFA)							Euroracing 101							
lap	Sect-1	Speed	Sect-2	Speed		Laptime	Pit	lap	Sect-1	Speed	Sect-2	Speed		Laptime	Pit
1		120.7	25.433	118.7		1:05.166		9	35.539	122.0	24.619	119.6		1:00.158	
2	36.054	122.2	24.877	118.1		1:00.931		10	35.590	122.2	24.808	120.2		1:00.398	
3	36.136	122.9	24.470	118.9		1:00.606		11	36.549	121.4	24.816	118.7		1:01.365	
4	35.922	120.3	24.512	117.9		1:00.434		12	35.531	121.6	24.480	119.1		1:00.011	
5	35.931	120.5	24.725	118.5		1:00.656		13	35.601	122.7	24.531	118.9		1:00.132	
6	35.659	121.8	28.609	117.9		1:04.268		14	35.538	121.8	24.444	119.6		59.982	
7	36.199	121.6	24.725	118.9		1:00.924		15	35.520	121.1	24.633	119.1		1:00.153	
8	35.721	122.2	24.823	118.9		1:00.544		16							

93	Rudolf Ernst (CFA)							Ralt RT1							
lap	Sect-1	Speed	Sect-2	Speed		Laptime	Pit	lap	Sect-1	Speed	Sect-2	Speed		Laptime	Pit
1		112.6	27.552	112.8		1:14.731		9	37.455	120.3	25.651	117.2		1:03.106	
2	40.391	119.4	26.715	115.8		1:07.106		10	37.054	119.8	25.870	116.8		1:02.924	
3	39.437	119.0	26.389	114.8		1:05.826		11	37.256	119.6	25.942	116.6		1:03.198	
4	38.729	119.6	26.630	115.8		1:05.359		12	37.566	121.8	25.573	117.0		1:03.139	
5	38.417	120.9	26.092	116.6		1:04.509		13	37.163	122.0	25.336	117.0		1:02.499	
6	38.336	120.9	26.040	117.0		1:04.376		14	37.332	121.4	25.609	117.9		1:02.941	
7	38.101	120.3	26.196	115.0		1:04.297		15	36.945	122.0	25.355	118.1		1:02.300	
8	37.925	121.4	25.726	116.4		1:03.651		16							

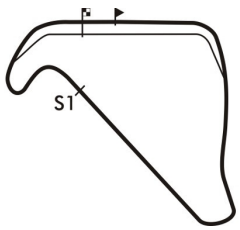

Session Start: 11:40:40 - Finish: 11:55:52
Weather/Track Conditions: Cloud/Dry
Circuit: Silverstone National
Track Length: 2.638 Km - 1.6390 miles

Silverstone Finals Historic Race Meeting - 21 - 22 Oct 2017

HSCC Classic Formula 3 supported by MB Racing Wheels Inc. URS Classic FF2000

Race 11 - Sector Analysis

98	Rodney Toft (URA)							Van Diemen RF82							
lap	Sect-1	Speed	Sect-2	Speed		Laptime	Pit	lap	Sect-1	Speed	Sect-2	Speed		Laptime	Pit
1		112.2	27.798	111.1		1:15.390		8	38.960	111.8	27.212	110.0		1:06.172	
2	40.550	112.4	27.967	110.5		1:08.517		9	38.753	111.7	27.802	109.4		1:06.555	
3	39.435	110.7	27.565	110.3		1:07.000		10	38.661	110.0	28.319	110.5		1:06.980	
4	39.206	111.1	27.464	109.4		1:06.670		11	39.851	109.7	28.110	109.6		1:07.961	
5	39.413	110.9	27.475	110.2		1:06.888		12	39.352	111.8	27.588	109.4		1:06.940	
6	39.216	111.5	27.291	110.0		1:06.507		13	39.156	111.7	27.589	110.0		1:06.745	
7	39.072	111.5	26.981	109.8		1:06.053		14	39.901	110.2	27.423	110.3		1:07.324	

117	Chris Lord (URA)							Van Diemen RF82							
lap	Sect-1	Speed	Sect-2	Speed		Laptime	Pit	lap	Sect-1	Speed	Sect-2	Speed		Laptime	Pit
1		111.5	26.780	112.6		1:14.029		9	37.354	113.2	25.767	112.4		1:03.121	
2	39.734	112.0	26.076	112.0		1:05.810		10	37.579	112.4	25.598	112.2		1:03.177	
3	37.770	113.0	25.730	112.0		1:03.500		11	37.559	112.4	25.567	112.6		1:03.126	
4	38.012	111.5	25.795	112.4		1:03.807		12	37.502	112.6	25.866	112.2		1:03.368	
5	37.738	110.4	26.045	112.4		1:03.783		13	37.720	113.6	25.597	112.4		1:03.317	
6	38.279	112.2	25.988	112.2		1:04.267		14	37.590	112.8	25.785	112.2		1:03.375	
7	38.033	111.3	25.803	112.0		1:03.836		15	37.506	113.2	25.720	113.0		1:03.226	
8	37.628	112.4	25.851	112.2		1:03.479		16							

120	Gaius Ghinn (CFA)							Ralt RT3							
lap	Sect-1	Speed	Sect-2	Speed		Laptime	Pit	lap	Sect-1	Speed	Sect-2	Speed		Laptime	Pit
1		119.2	25.170	118.1		1:04.397		9	35.852	121.1	24.629	118.7		1:00.481	
2	36.005	120.7	24.665	118.1		1:00.670		10	35.925	120.5	25.017	117.6		1:00.942	
3	35.592	120.9	24.575	118.3		1:00.167		11	35.741	121.6	24.664	118.3		1:00.405	
4	35.787	120.3	24.834	117.9		1:00.621		12	36.244	121.4	24.784	118.7		1:01.028	
5	35.690	120.9	24.500	118.9		1:00.190		13	35.890	122.0	24.876	118.1		1:00.766	
6	35.507	121.8	25.047	118.1		1:00.554		14	35.847	121.6	24.833	118.7		1:00.680	
7	35.647	121.4	24.853	118.3		1:00.500		15	35.769	120.9	24.561	119.1		1:00.330	
8	36.016	121.1	24.567	118.1		1:00.583		16							

122	Geoffrey Hoodless (CFA)							March 813							
lap	Sect-1	Speed	Sect-2	Speed		Laptime	Pit	lap	Sect-1	Speed	Sect-2	Speed		Laptime	Pit
1		112.6	26.823	111.3		1:13.880		8	37.576	115.7	26.232	110.0		1:03.808	
2	48.990	113.9	27.214	108.0		1:16.204		9	38.711	115.5	26.256	110.0		1:04.967	
3	37.407	113.4	26.654	111.3		1:04.061		10	39.523	92.7	28.769	84.7		1:08.292	
4	37.580	116.7	25.998	113.0		1:03.578		11	40.118	114.3	26.233	108.3		1:06.351	
5	37.462	114.5	26.259	109.6		1:03.721		12	37.174	116.3	26.130	109.1		1:03.304	
6	38.233	115.1	26.127	110.7		1:04.360		13	37.356	115.1	26.077	111.5		1:03.433	
7	38.328	116.3	26.128	109.8		1:04.456		14	37.272	115.3	26.043	111.5		1:03.315	

144	Andrew Lancaster (URA)							Pilbeam MP52							
lap	Sect-1	Speed	Sect-2	Speed		Laptime	Pit	lap	Sect-1	Speed	Sect-2	Speed		Laptime	Pit
1		112.0	27.432	112.0		1:16.943		9	38.277	112.4	25.521	112.2		1:03.798	
2	39.205	113.6	26.192	113.0		1:05.397		10	37.835	111.8	25.715	112.8		1:03.550	
3	39.594	110.7	26.434	112.2		1:06.028		11	37.362	112.2	25.438	113.0		1:02.800	
4	38.591	111.8	26.434	112.8		1:05.025		12	37.201	113.0	25.467	112.8		1:02.668	
5	38.525	113.0	26.170	113.2		1:04.695		13	37.110	112.8	25.527	113.4		1:02.637	
6	42.326	111.8	25.877	113.4		1:08.203		14	37.103	111.3	25.222	114.0		1:02.325	
7	37.837	111.5	26.185	111.5		1:04.022		15	37.812	113.6	25.562	114.4		1:03.374	
8	37.814	113.4	26.033	111.8		1:03.847		16							

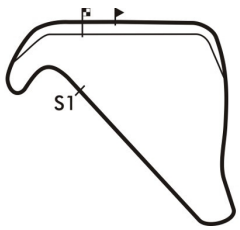

Session Start: 11:40:40 - Finish: 11:55:52
Weather/Track Conditions: Cloud/Dry
Circuit: Silverstone National
Track Length: 2.638 Km - 1.6390 miles

Silverstone Finals Historic Race Meeting - 21 - 22 Oct 2017

HSCC Classic Formula 3 supported by MB Racing Wheels Inc. URS Classic FF2000

Race 11 - Best Sector Times

	SECTOR 1			SECTOR 2		
	NO	TIME	LAP	NO	TIME	LAP
1	58	35.217	6	7	24.414	9
2	7	35.264	15	88	24.444	14
3	77	35.505	13	77	24.489	14
4	120	35.507	6	120	24.500	5
5	88	35.520	15	82	24.669	9
6	14	35.547	10	14	24.677	9
7	38	35.703	10	58	24.705	9
8	82	35.802	15	17	24.719	13
9	17	35.882	9	38	24.736	10
10	62	36.437	10	62	24.804	9
11	8	36.610	6	8	25.073	14
12	22	36.756	9	144	25.222	14
13	31	36.901	6	93	25.336	13
14	93	36.945	15	22	25.478	13
15	41	37.091	10	20	25.548	13
16	144	37.103	14	117	25.567	11
17	29	37.164	10	31	25.610	12
18	122	37.174	12	57	25.615	12
19	117	37.354	9	29	25.657	9
20	57	37.476	10	41	25.727	13
21	75	37.566	9	122	25.998	4
22	20	37.589	11	75	26.084	13
23	98	38.661	10	47	26.935	9
24	44	38.731	7	98	26.981	7
25	47	38.779	7	11	26.989	9
26	11	38.954	6	44	27.251	14
27	34	39.997	11	34	27.579	14

IDEAL / BEST LAP COMPARISON

NO	NAME	BEST	IN	IDEAL	DIFF
7	Richard Trott	59.895	14	59.678	+0.217
88	Cameron Jackson	59.982	14	59.964	+0.018
77	Ian Flux	1:00.069	15	59.994	+0.075
120	Gaius Ghinn	1:00.167	3	1:00.007	+0.160
14	Tom Smith	1:00.224	10	1:00.224	+0.000
82	Paul Smith	1:00.624	14	1:00.471	+0.153
17	Keith White	1:00.745	13	1:00.601	+0.144
62	Graham Kiddy	1:01.421	9	1:01.241	+0.180
8	David Thorburn	1:01.814	14	1:01.683	+0.131
22	Jon Finch	1:02.245	13	1:02.234	+0.011
93	Rudolf Ernst	1:02.300	15	1:02.281	+0.019
144	Andrew Lancaster	1:02.325	14	1:02.325	+0.000
31	Stephen Pegram	1:02.536	6	1:02.511	+0.025
29	Jonathan Price	1:02.858	6	1:02.821	+0.037
41	David Mercer	1:03.031	13	1:02.818	+0.213
57	Chris Levy	1:03.094	12	1:03.091	+0.003
117	Chris Lord	1:03.121	9	1:02.921	+0.200
20	Harry Bishop	1:03.139	13	1:03.137	+0.002
122	Geoffrey Hoodless	1:03.304	12	1:03.172	+0.132
75	Adrian Langridge	1:03.720	9	1:03.650	+0.070
47	Andy Langridge	1:06.033	9	1:05.714	+0.319
98	Rodney Toft	1:06.053	7	1:05.642	+0.411
44	Paul Tonkin	1:06.083	14	1:05.982	+0.101
11	Jeff Williams	1:06.128	6	1:05.943	+0.185
34	Peter Finnigan	1:07.680	11	1:07.576	+0.104
58	Pat Gormley	1:00.340	8	59.922	+0.418
38	Hugh Price	1:00.439	10	1:00.439	+0.000

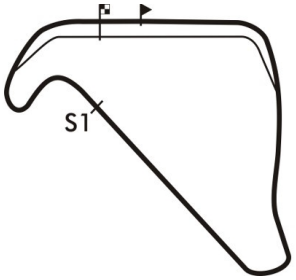

Session Start: 11:40:40 - Finish: 11:55:52
Weather/Track Conditions: Cloud/Dry
Circuit: Silverstone National
Track Length: 2.638 Km - 1.6390 miles

Silverstone Finals Historic Race Meeting - 21 - 22 Oct 2017

HSCC Classic Formula 3 supported by MB Racing Wheels Inc. URS Classic FF2000

Race 11 - Best Sector Speeds

	NO	SECTOR 1	MPH	NO	SECTOR 2	MPH
1	14	Tom Smith	124.0	14	Tom Smith	121.6
2	62	Graham Kiddy	123.8	7	Richard Trott	120.7
3	77	Ian Flux	123.6	62	Graham Kiddy	120.5
4	7	Richard Trott	123.4	82	Paul Smith	120.5
5	88	Cameron Jackson	122.9	88	Cameron Jackson	120.2
6	58	Pat Gormley	122.0	77	Ian Flux	119.1
7	82	Paul Smith	122.0	120	Gaius Ghinn	119.1
8	93	Rudolf Ernst	122.0	58	Pat Gormley	118.7
9	120	Gaius Ghinn	122.0	17	Keith White	118.3
10	38	Hugh Price	120.3	38	Hugh Price	118.3
11	17	Keith White	119.8	93	Rudolf Ernst	118.1
12	29	Jonathan Price	118.1	29	Jonathan Price	116.0
13	8	David Thorburn	117.9	31	Stephen Pegram	116.0
14	122	Geoffrey Hoodless	116.7	8	David Thorburn	115.4
15	31	Stephen Pegram	116.5	144	Andrew Lancaster	114.4
16	57	Chris Levy	115.7	41	David Mercer	113.8
17	41	David Mercer	114.9	57	Chris Levy	113.8
18	22	Jon Finch	114.1	22	Jon Finch	113.0
19	75	Adrian Langridge	113.9	117	Chris Lord	113.0
20	20	Harry Bishop	113.6	122	Geoffrey Hoodless	113.0
21	117	Chris Lord	113.6	20	Harry Bishop	111.1
22	144	Andrew Lancaster	113.6	75	Adrian Langridge	111.1
23	11	Jeff Williams	113.2	98	Rodney Toft	111.1
24	98	Rodney Toft	112.4	44	Paul Tonkin	110.5
25	44	Paul Tonkin	111.5	11	Jeff Williams	109.1
26	47	Andy Langridge	110.9	34	Peter Finnigan	108.7
27	34	Peter Finnigan	109.8	47	Andy Langridge	108.5

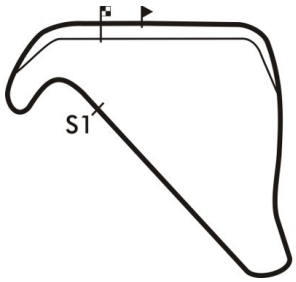

Session Start: 11:40:40 - Finish: 11:55:52
Weather/Track Conditions: Cloud/Dry
Circuit: Silverstone National
Track Length: 2.638 Km - 1.6390 miles

Silverstone Finals Historic Race Meeting - 21 - 22 Oct 2017

HSCC Classic Formula 3 supported by MB Racing Wheels Inc. URS Classic FF2000

Race 11 - Lap Chart

Lap 1			Lap 2			Lap 3			Lap 4			Lap 5			Lap 6		
NO	Behind	Laptime	NO	Behind	Laptime	NO	Behind	Laptime	NO	Behind	Laptime	NO	Behind	Laptime	NO	Behind	Laptime
120		1:04.397	120		1:00.670	120		1:00.167	120		1:00.621	120		1:00.190	120		1:00.554
58	0.442	1:04.839	58	0.710	1:00.938	88	1.469	1:00.606	88	1.282	1:00.434	88	1.748	1:00.656	77	3.619	1:00.999
88	0.769	1:05.166	88	1.030	1:00.931	58	1.970	1:01.427	58	2.062	1:00.713	58	2.484	1:00.612	7	4.504	1:01.091
77	0.992	1:05.389	77	1.403	1:01.081	77	2.233	1:00.997	77	2.702	1:01.090	77	3.174	1:00.662	58	4.606	1:02.676
7	1.973	1:06.370	7	2.709	1:01.406	7	3.735	1:01.193	7	3.691	1:00.577	7	3.967	1:00.466	88	5.462	1:04.268
38	2.831	1:07.228	38	3.865	1:01.704	38	5.092	1:01.394	38	5.696	1:01.225	38	6.363	1:00.857	38	6.348	1:00.539
8	3.040	1:07.437	82	4.623	1:02.141	82	5.879	1:01.423	82	6.892	1:01.634	82	7.829	1:01.127	82	8.009	1:00.734
82	3.152	1:07.549	17	4.932	1:01.942	17	6.543	1:01.778	14	9.400	1:01.980	14	10.079	1:00.869	14	9.912	1:00.387
17	3.660	1:08.057	8	5.807	1:03.437	14	8.041	1:01.960	8	10.454	1:02.505	8	12.517	1:02.253	8	14.185	1:02.222
14	5.244	1:09.641	14	6.248	1:01.674	8	8.570	1:02.930	62	11.809	1:02.116	62	13.074	1:01.455	62	14.624	1:02.104
22	5.574	1:09.971	62	8.002	1:02.358	62	10.314	1:02.479	31	1 LAP	1:03.601	31	1 LAP	1:02.887	17	19.543	1:03.062
62	6.314	1:10.711	22	8.853	1:03.949	31	1 LAP	2:04.536	17	14.999	1:09.077	17	17.035	1:02.226	31	1 LAP	1:04.097
20	7.081	1:11.478	20	11.162	1:04.751	22	12.994	1:04.308	22	16.001	1:03.628	22	19.187	1:03.376	22	21.814	1:03.181
57	7.171	1:11.568	57	11.644	1:05.143	20	15.764	1:04.769	20	19.637	1:04.494	29	23.362	1:03.698	29	25.666	1:02.858
31	7.440	1:11.837	29	12.328	1:04.896	57	16.443	1:04.966	29	19.854	1:03.703	20	24.776	1:05.329	20	28.284	1:04.062
29	8.102	1:12.499	75	13.858	1:06.122	29	16.772	1:04.611	57	20.180	1:04.358	117	24.884	1:03.783	117	28.597	1:04.267
75	8.406	1:12.803	117	14.772	1:05.810	117	18.105	1:03.500	117	21.291	1:03.807	57	25.264	1:05.274	57	29.031	1:04.321
122	9.483	1:13.880	93	16.770	1:07.106	75	19.043	1:05.352	75	23.212	1:04.790	75	27.127	1:04.105	75	30.724	1:04.151
117	9.632	1:14.029	144	17.273	1:05.397	93	22.429	1:05.826	93	27.167	1:05.359	93	31.486	1:04.509	93	35.308	1:04.376
93	10.334	1:14.731	41	17.650	1:07.161	144	23.134	1:06.028	144	27.538	1:05.025	144	32.043	1:04.695	41	36.089	1:04.146
98	10.993	1:15.390	98	18.840	1:08.517	41	23.392	1:05.909	41	28.009	1:05.238	41	32.497	1:04.678	122	39.205	1:04.360
41	11.159	1:15.556	11	19.122	1:08.298	98	25.673	1:07.000	98	31.722	1:06.670	122	35.399	1:03.721	144	39.692	1:08.203
11	11.494	1:15.891	47	19.520	1:07.748	11	26.225	1:07.270	122	31.868	1:03.578	98	38.420	1:06.888	98	44.373	1:06.507
47	12.442	1:16.839	44	20.282	1:08.379	47	26.629	1:07.276	11	33.133	1:07.529	11	40.071	1:07.128	11	45.645	1:06.128
144	12.546	1:16.943	122	25.017	1:16.204	44	27.179	1:07.064	47	33.533	1:07.525	47	40.447	1:07.104	47	46.399	1:06.506
44	12.573	1:16.970	34	26.024	1:09.609	122	28.911	1:04.061	44	34.428	1:07.870	44	41.119	1:06.881	44	47.189	1:06.624
34	17.085	1:21.482				34	34.540	1:08.683	34	43.005	1:09.086	34	51.935	1:09.120	34	59.997	1:08.616

Session Start: 11:40:40 - Finish: 11:55:52
Weather/Track Conditions: Cloud/Dry
Circuit: Silverstone National
Track Length: 2.638 Km - 1.6390 miles

Silverstone Finals Historic Race Meeting - 21 - 22 Oct 2017

HSCC Classic Formula 3 supported by MB Racing Wheels Inc. URS Classic FF2000

Race 11 - Lap Chart

Lap 7			Lap 8			Lap 9			Lap 10			Lap 11			Lap 12		
NO	Behind	Laptime	NO	Behind	Laptime	NO	Behind	Laptime	NO	Behind	Laptime	NO	Behind	Laptime	NO	Behind	Laptime
120		1:00.500	120		1:00.583	120		1:00.481	120		1:00.942	120		1:00.405	120		1:01.028
77	3.658	1:00.539	77	3.981	1:00.906	7	3.907	1:00.012	98	1 LAP	1:06.555	7	3.349	1:00.045	7	2.726	1:00.405
7	4.460	1:00.456	7	4.376	1:00.499	77	4.268	1:00.768	11	1 LAP	1:06.165	77	3.852	1:00.429	77	2.938	1:00.114
58	5.226	1:01.120	58	4.983	1:00.340	58	4.851	1:00.349	47	1 LAP	1:06.033	88	5.940	1:01.365	122	1 LAP	1:06.351
88	5.886	1:00.924	88	5.847	1:00.544	88	5.524	1:00.158	7	3.709	1:00.744	98	1 LAP	1:06.980	88	4.923	1:00.011
38	6.739	1:00.891	38	7.045	1:00.889	38	7.154	1:00.590	77	3.828	1:00.502	11	1 LAP	1:07.032	82	10.619	1:01.309
82	8.363	1:00.854	34	1 LAP	1:09.671	82	9.364	1:00.683	88	4.980	1:00.398	47	1 LAP	1:06.863	14	10.728	1:02.300
14	9.975	1:00.563	82	9.162	1:01.382	14	9.736	1:00.454	44	1 LAP	1:07.611	14	9.456	1:00.843	98	1 LAP	1:07.961
8	15.806	1:02.121	14	9.763	1:00.371	62	18.184	1:01.421	58	6.283	1:02.374	82	10.338	1:01.110	11	1 LAP	1:07.267
62	16.074	1:01.950	62	17.244	1:01.753	34	1 LAP	1:10.745	38	6.651	1:00.439	44	1 LAP	1:07.466	47	1 LAP	1:07.295
17	20.434	1:01.391	8	18.680	1:03.457	8	20.223	1:02.024	14	9.018	1:00.224	62	20.172	1:01.902	44	1 LAP	1:06.535
31	1 LAP	1:02.536	17	21.024	1:01.173	17	21.317	1:00.774	82	9.633	1:01.211	17	22.819	1:01.419	62	21.403	1:02.259
22	24.479	1:03.165	31	1 LAP	1:02.797	31	1 LAP	1:02.696	62	18.675	1:01.433	8	24.035	1:02.839	17	23.190	1:01.399
29	29.055	1:03.889	22	26.540	1:02.644	22	28.488	1:02.429	8	21.601	1:02.320	38	27.881	1:21.635	8	25.023	1:02.016
117	31.933	1:03.836	29	31.961	1:03.489	29	34.394	1:02.914	17	21.805	1:01.430	31	1 LAP	1:03.339	22	34.727	1:03.205
57	32.624	1:04.093	117	34.829	1:03.479	117	37.469	1:03.121	34	1 LAP	1:09.779	22	32.550	1:02.810	31	1 LAP	1:04.067
75	34.360	1:04.136	57	35.726	1:03.685	57	38.515	1:03.270	31	1 LAP	1:03.065	34	1 LAP	1:09.400	34	1 LAP	1:07.680
20	37.029	1:09.245	75	38.230	1:04.453	75	41.469	1:03.720	22	30.145	1:02.599	29	39.982	1:03.690	29	43.393	1:04.439
93	39.105	1:04.297	20	40.213	1:03.767	20	43.434	1:03.702	29	36.697	1:03.245	117	42.425	1:03.126	117	44.765	1:03.368
41	39.421	1:03.832	93	42.173	1:03.651	93	44.798	1:03.106	117	39.704	1:03.177	57	44.019	1:03.669	57	46.085	1:03.094
122	43.161	1:04.456	41	42.945	1:04.107	41	46.052	1:03.588	57	40.755	1:03.182	75	48.304	1:04.070	75	51.496	1:04.220
144	43.214	1:04.022	122	46.386	1:03.808	144	49.795	1:03.798	75	44.639	1:04.112	20	49.282	1:03.568	93	51.684	1:03.139
98	49.926	1:06.053	144	46.478	1:03.847	122	50.872	1:04.967	20	46.119	1:03.627	93	49.573	1:03.198	20	53.004	1:04.750
11	51.514	1:06.369	98	55.515	1:06.172				93	46.780	1:02.924	41	51.846	1:03.700	41	54.093	1:03.275
47	52.023	1:06.124	11	57.216	1:06.285				41	48.551	1:03.441	144	54.798	1:02.800	144	56.438	1:02.668
44	53.280	1:06.591	47	57.909	1:06.469				144	52.403	1:03.550						
			44	58.910	1:06.213				122	58.222	1:08.292						

Session Start: 11:40:40 - Finish: 11:55:52
Weather/Track Conditions: Cloud/Dry
Circuit: Silverstone National
Track Length: 2.638 Km - 1.6390 miles

Silverstone Finals Historic Race Meeting - 21 - 22 Oct 2017

HSCC Classic Formula 3 supported by MB Racing Wheels Inc. URS Classic FF2000

Race 11 - Lap Chart

Lap 13			Lap 14			Lap 15		
NO	Behind	Laptime	NO	Behind	Laptime	NO	Behind	Laptime
120		1:00.766	120		1:00.680	120		1:00.330
7	1.970	1:00.010	7	1.185	59.895	7	0.788	59.933
77	2.274	1:00.102	77	1.776	1:00.182	77	1.515	1:00.069
88	4.289	1:00.132	88	3.591	59.982	88	3.414	1:00.153
122	1 LAP	1:03.304	122	1 LAP	1:03.433	82	11.041	1:00.835
82	10.592	1:00.739	82	10.536	1:00.624	14	11.135	1:00.570
14	11.099	1:01.137	14	10.895	1:00.476	122	1 LAP	1:03.315
98	1 LAP	1:06.940	17	24.402	1:01.913	17	25.513	1:01.441
11	1 LAP	1:06.628	62	24.624	1:02.630	62	26.442	1:02.148
47	1 LAP	1:06.567	98	1 LAP	1:06.745	8	31.007	1:03.892
62	22.674	1:02.037	11	1 LAP	1:06.548	98	1 LAP	1:07.324
17	23.169	1:00.745	47	1 LAP	1:06.562	11	1 LAP	1:07.348
44	1 LAP	1:06.379	8	27.445	1:01.814	47	1 LAP	1:07.389
8	26.311	1:02.054	44	1 LAP	1:06.645	44	1 LAP	1:06.083
22	36.206	1:02.245	22	38.062	1:02.536	22	40.059	1:02.327
31	1 LAP	1:02.919	31	1 LAP	1:03.004	31	1 LAP	1:03.133
29	46.535	1:03.908	29	49.210	1:03.355	29	52.151	1:03.271
117	47.316	1:03.317	117	50.011	1:03.375	117	52.907	1:03.226
57	48.724	1:03.405	57	51.978	1:03.934	57	54.964	1:03.316
34	1 LAP	1:07.988	93	55.678	1:02.941	93	57.648	1:02.300
93	53.417	1:02.499	34	1 LAP	1:08.229	20	1:01.691	1:03.647
75	54.812	1:04.082	75	58.282	1:04.150	75	1:02.253	1:04.301
20	55.377	1:03.139	20	58.374	1:03.677	41	1:02.689	1:03.994
41	56.358	1:03.031	41	59.025	1:03.347	144	1:02.998	1:03.374
144	58.309	1:02.637	144	59.954	1:02.325	34	1 LAP	1:09.047

Session Start: 11:40:40 - Finish: 11:55:52
Weather/Track Conditions: Cloud/Dry
Circuit: Silverstone National
Track Length: 2.638 Km - 1.6390 miles

Silverstone Finals Historic Race Meeting - 21 - 22 Oct 2017

HSCC Classic Formula 3 supported by MB Racing Wheels Inc. URS Classic FF2000

Race 19 - Starting Grid - Amended

Sheet No:

Start Time : 16:25 - Heat Duration : 15 Minutes

ROW							
14	28	9	Ian Jacobs	27	58	Pat Gormley
13	26	38	Hugh Price	25	34	Peter Finnigan
12	24	31	Stephen Pegram	23	44	Paul Tonkin
11	22	47	Andy Langridge	21	11	Jeff Williams
10	20	98	Rodney Toft	19	122	Geoffrey Hoodless
9	18	144	Andrew Lancaster	17	41	David Mercer
8	16	75	Adrian Langridge	15	20	Harry Bishop
7	14	93	Rudolf Ernst	13	57	Chris Levy
6	12	117	Chris Lord	11	29	Jonathan Price
5	10	22	Jon Finch	9	8	David Thorburn
4	8	62	Graham Kiddy	7	17	Keith White
3	6	14	Tom Smith	5	82	Paul Smith
2	4	88	Cameron Jackson	3	77	Ian Flux
1	2	7	Richard Trott	1	120	Gaius Ghinn

Pole Left

Car 9 allowed to start.

Circuit: Silverstone National
Track Length: 2.638 Km - 1.6390 miles

These results are provisional until the conclusion of any judicial and technical matters.

Clerk of the Course:	Timekeeper:	Issued at:
Julian Floyd		

MST

Printed : 22-10-2017 - 13:39

Full results available at www.mstworld.com. Email: timing@mstworld.com

Silverstone Finals Historic Race Meeting - 21 - 22 Oct 2017

HSCC Classic Formula 3 supported by MB Racing Wheels Inc. URS Classic FF2000

Race 19 - Classification

Sheet No:

POS	NO	DRIVER/S	CLASS	CLASS POS	CAR MAKE / MODEL	TIME	LAPS	GAP	DIFF	MPH	BEST	ON
1	120	Gaius Ghinn	CFA	1	Ralt RT3	15:09.321	15	-- 15 laps		97.33	59.964	8
2	7	Richard Trott	CFA	2	Chevron B43	15:13.061	15	3.740	3.740	96.93	1:00.036	8
3	14	Tom Smith	CFA	3	March 793	15:16.426	15	7.105	3.365	96.57	59.830	8
4	9	Ian Jacobs	CFA	4	Ralt RT3	15:16.644	15	7.323	0.218	96.55	59.582	8
5	77	Ian Flux	CFA	5	March 783	15:20.751	15	11.430	4.107	96.12	1:00.578	8
6	58	Pat Gormley	CFA	6	Safir RJF3	15:28.911	15	19.590	8.160	95.27	1:00.384	14
7	17	Keith White	CFA	7	Ralt RT1	15:31.319	15	21.998	2.408	95.03	1:00.968	8
8	22	Jon Finch	URA	1	Van Diemen RF82	15:52.958	15	43.637	21.639	92.87	1:02.671	14
9	144	Andrew Lancaster	URA	2	Pilbeam MP52	15:53.419	15	44.098	0.461	92.83	1:02.478	9
10	8	David Thorburn	CFA	8	Ralt RT3	16:00.213	15	50.892	6.794	92.17	1:02.179	12
11	20	Harry Bishop	URA	3	Crossle 56F	16:04.358	15	55.037	4.145	91.78	1:03.282	9
12	57	Chris Levy	URA	4	Van Diemen RF83	16:04.943	15	55.622	0.585	91.72	1:03.096	9
13	31	Stephen Pegram	CFA	9	Ralt RT1	16:05.371	15	56.050	0.428	91.68	1:02.945	15
14	117	Chris Lord	URA	5	Van Diemen RF82	16:06.150	15	56.829	0.779	91.60	1:03.510	8
15	122	Geoffrey Hoodless	CFA	10	March 813	16:09.465	15	1:00.144	3.315	91.29	1:02.653	4
16	75	Adrian Langridge	AI	1	Dastle Mk10	16:09.863	15	1:00.542	0.398	91.25	1:03.485	9
17	41	David Mercer	URB	1	Reynard SF78	16:11.691	15	1:02.370	1.828	91.08	1:03.104	14
18	29	Jonathan Price	CFA	11	March 783	15:11.898	14	-- 14 laps	4.067	90.58	1:02.778	12
19	98	Rodney Toft	URA	6	Van Diemen RF82	15:46.598	14	34.700	34.700	87.27	1:06.254	5
20	11	Jeff Williams	URA	7	Van Diemen RF82	15:46.866	14	34.968	0.268	87.24	1:06.378	14
21	34	Peter Finnigan	URA	8	Van Diemen RF82	15:47.226	14	35.328	0.360	87.20	1:05.821	5
22	47	Andy Langridge	CFB	1	March 733	15:47.612	14	35.714	0.386	87.17	1:06.050	12
23	44	Paul Tonkin	CFB	2	Brabham BT41	15:47.874	14	35.976	0.262	87.15	1:05.776	13
		---------- NOT CLASSIFIED ----------										
DNF	88	Cameron Jackson	CFA		Euroracing 101	14:10.388	14	-- 14 laps		97.13	59.904	6
DNF	62	Graham Kiddy	CFA		Argo JM3	11:49.198	11	-- 11 laps	41.530	91.52	1:01.931	7
DNF	93	Rudolf Ernst	CFA		Ralt RT1	8:58.150	8	-- 8 laps --	35.813	87.71	1:03.818	4
DNF	82	Paul Smith	CFA		Ralt RT3	1:36.689	1	-- 1 laps --	25.810	61.02		

---------- FASTEST LAP SUMMARY ----------

NO	DRIVER/S	CLASS	CAR MAKE / MODEL	FASTEST LAP	ON	MPH
9	Ian Jacobs	CFA	Ralt RT3	59.582	8	99.03
144	Andrew Lancaster	URA	Pilbeam MP52	1:02.478	9	94.44
41	David Mercer	URB	Reynard SF78	1:03.104	14	93.50
75	Adrian Langridge	AI	Dastle Mk10	1:03.485	9	92.94
44	Paul Tonkin	CFB	Brabham BT41	1:05.776	13	89.70

Session Start: 16:43:15 - Finish: 16:58:23
Weather/Track Conditions: Bright/Dry
Circuit: Silverstone National
Track Length: 2.638 Km - 1.6390 miles

These results are provisional until the conclusion of any judicial and technical matters.

Clerk of the Course:	Timekeeper:	Issued at:
Julian Floyd		

MST

Printed : 22-10-2017 - 17:00

Full results available at www.mstworld.com. Email: timing@mstworld.com

Silverstone Finals Historic Race Meeting - 21 - 22 Oct 2017

HSCC Classic Formula 3 supported by MB Racing Wheels Inc. URS Classic FF2000

Race 19 - Sector Analysis

7	Richard Trott (CFA)							Chevron B43						
lap	Sect-1	Speed	Sect-2	Speed		Laptime	Pit	lap	Sect-1	Speed	Sect-2	Speed		Laptime	Pit
1		122.2	25.405	118.3		1:04.771		9	35.463	122.9	24.856	120.0		1:00.319	
2	36.034	123.4	24.963	118.5		1:00.997		10	37.536	123.4	24.571	119.6		1:02.107	
3	36.073	123.1	24.815	118.9		1:00.888		11	35.773	124.0	25.059	120.5		1:00.832	
4	35.625	122.0	24.876	119.1		1:00.501		12	35.718	122.5	25.208	117.6		1:00.926	
5	35.456	123.1	24.727	118.9		1:00.183		13	35.266	122.5	24.819	119.8		1:00.085	
6	35.598	122.2	24.732	119.1		1:00.330		14	35.396	123.4	24.741	120.7		1:00.137	
7	35.548	122.7	24.828	119.6		1:00.376		15	35.295	123.1	25.278	117.0		1:00.573	
8	35.280	122.7	24.756	119.4		1:00.036		16							

8	David Thorburn (CFA)							Ralt RT3						
lap	Sect-1	Speed	Sect-2	Speed		Laptime	Pit	lap	Sect-1	Speed	Sect-2	Speed		Laptime	Pit
1		113.6	27.339	112.2		1:18.126		9	36.981	118.6	25.723	114.6		1:02.704	
2	38.830	115.5	26.279	113.0		1:05.109		10	36.923	118.1	25.621	114.0		1:02.544	
3	37.803	114.9	26.222	113.0		1:04.025		11	37.798	117.7	25.704	113.4		1:03.502	
4	37.096	117.3	25.980	113.2		1:03.076		12	36.762	117.7	25.417	114.6		1:02.179	
5	37.263	117.7	25.764	114.2		1:03.027		13	36.768	117.9	25.452	113.2		1:02.220	
6	36.888	117.9	25.633	115.0		1:02.521		14	37.011	116.9	25.786	112.6		1:02.797	
7	37.446	118.6	25.581	115.0		1:03.027		15	37.403	114.1	25.740	113.6		1:03.143	
8	36.682	118.4	25.531	114.2		1:02.213		16							

9	Ian Jacobs (CFA)							Ralt RT3						
lap	Sect-1	Speed	Sect-2	Speed		Laptime	Pit	lap	Sect-1	Speed	Sect-2	Speed		Laptime	Pit
1		122.7	25.729	118.5		1:09.273		9	35.325	126.1	24.741	121.3		1:00.066	
2	36.547	123.4	25.313	118.7		1:01.860		10	35.489	125.2	25.092	121.3		1:00.581	
3	35.929	124.0	25.380	119.6		1:01.309		11	36.084	126.6	24.962	119.8		1:01.046	
4	35.781	126.1	25.246	120.2		1:01.027		12	35.590	124.7	24.719	120.2		1:00.309	
5	35.931	124.5	24.932	119.6		1:00.863		13	35.412	125.2	24.654	120.7		1:00.066	
6	35.518	125.2	24.806	119.8		1:00.324		14	35.143	126.1	24.737	121.1		59.880	
7	35.499	125.2	24.631	120.2		1:00.130		15	35.375	126.4	24.953	121.6		1:00.328	
8	34.995	125.2	24.587	120.9		59.582		16							

11	Jeff Williams (URA)							Van Diemen RF82						
lap	Sect-1	Speed	Sect-2	Speed		Laptime	Pit	lap	Sect-1	Speed	Sect-2	Speed		Laptime	Pit
1		110.4	27.431	107.3		1:14.378		8	39.344	112.2	27.246	107.6		1:06.590	
2	40.262	111.7	27.561	107.8		1:07.823		9	39.388	111.5	27.195	107.6		1:06.583	
3	39.664	110.7	27.526	107.8		1:07.190		10	40.673	112.0	28.121	107.6		1:08.794	
4	39.132	112.0	27.615	106.9		1:06.747		11	40.052	114.1	27.763	107.3		1:07.815	
5	40.186	111.7	27.131	107.1		1:07.317		12	39.595	113.4	27.039	107.6		1:06.634	
6	39.347	111.7	27.494	108.5		1:06.841		13	39.714	112.4	27.408	108.5		1:07.122	
7	39.381	111.5	27.273	107.8		1:06.654		14	39.250	110.2	27.128	107.6		1:06.378	

14	Tom Smith (CFA)							March 793						
lap	Sect-1	Speed	Sect-2	Speed		Laptime	Pit	lap	Sect-1	Speed	Sect-2	Speed		Laptime	Pit
1		121.6	25.784	114.4		1:05.743		9	35.350	122.9	24.783	116.8		1:00.133	
2	36.706	123.6	24.988	118.7		1:01.694		10	35.720	124.7	24.747	120.7		1:00.467	
3	35.797	124.0	25.125	120.2		1:00.922		11	36.162	123.4	25.270	120.2		1:01.432	
4	36.368	122.5	25.006	118.5		1:01.374		12	35.485	124.0	24.828	120.0		1:00.313	
5	35.660	122.7	24.722	118.9		1:00.382		13	35.866	122.0	25.398	115.2		1:01.264	
6	35.516	122.7	24.714	119.4		1:00.230		14	36.915	122.7	25.017	117.4		1:01.932	
7	35.422	123.1	24.826	119.1		1:00.248		15	35.656	122.2	24.806	119.4		1:00.462	
8	35.428	122.7	24.402	119.8		59.830		16							

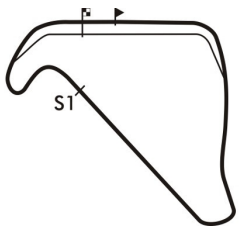

Session Start: 16:43:15 - Finish: 16:58:23
Weather/Track Conditions: Bright/Dry
Circuit: Silverstone National
Track Length: 2.638 Km - 1.6390 miles

Silverstone Finals Historic Race Meeting - 21 - 22 Oct 2017

HSCC Classic Formula 3 supported by MB Racing Wheels Inc. URS Classic FF2000

Race 19 - Sector Analysis

17	Keith White (CFA)							Ralt RT1						
lap	Sect-1	Speed	Sect-2	Speed		Laptime	Pit	lap	Sect-1	Speed	Sect-2	Speed		Laptime	Pit
1		119.0	25.594	116.0		1:05.945		9	36.436	119.8	25.092	116.0		1:01.528	
2	37.090	120.1	25.391	116.8		1:02.481		10	36.281	120.1	25.604	116.2		1:01.885	
3	36.671	119.4	25.359	116.8		1:02.030		11	36.462	120.5	25.382	117.4		1:01.844	
4	36.341	120.1	25.275	116.4		1:01.616		12	37.043	120.3	26.254	115.4		1:03.297	
5	36.349	120.3	25.185	116.2		1:01.534		13	36.875	118.4	25.638	116.4		1:02.513	
6	36.190	120.3	25.577	116.8		1:01.767		14	36.236	119.6	24.996	116.6		1:01.232	
7	36.366	120.9	24.999	116.6		1:01.365		15	36.171	120.3	25.143	116.6		1:01.314	
8	36.074	120.5	24.894	116.0		1:00.968		16							

20	Harry Bishop (URA)							Crossle 56F						
lap	Sect-1	Speed	Sect-2	Speed		Laptime	Pit	lap	Sect-1	Speed	Sect-2	Speed		Laptime	Pit
1		112.0	27.026	110.7		1:11.347		9	37.504	111.7	25.778	109.4		1:03.282	
2	38.765	111.3	26.514	109.2		1:05.279		10	37.447	111.5	25.954	109.8		1:03.401	
3	38.014	111.8	25.936	110.0		1:03.950		11	38.095	111.5	26.109	110.3		1:04.204	
4	38.075	112.6	26.013	111.3		1:04.088		12	37.734	111.1	25.727	109.6		1:03.461	
5	37.556	113.4	26.119	108.5		1:03.675		13	37.842	110.7	25.864	109.6		1:03.706	
6	38.324	110.9	25.983	109.4		1:04.307		14	37.652	110.4	25.759	110.3		1:03.411	
7	37.770	110.7	25.731	110.2		1:03.501		15	37.818	111.3	25.641	108.2		1:03.459	
8	37.521	111.1	25.766	109.6		1:03.287		16							

22	Jon Finch (URA)							Van Diemen RF82						
lap	Sect-1	Speed	Sect-2	Speed		Laptime	Pit	lap	Sect-1	Speed	Sect-2	Speed		Laptime	Pit
1		114.7	26.138	111.7		1:08.294		9	36.926	114.3	25.991	111.8		1:02.917	
2	37.567	114.1	26.233	111.5		1:03.800		10	37.206	114.1	26.065	111.8		1:03.271	
3	37.436	113.6	25.945	111.3		1:03.381		11	37.133	114.7	26.296	110.9		1:03.429	
4	37.178	113.7	26.111	111.8		1:03.289		12	37.175	114.1	25.916	112.2		1:03.091	
5	37.298	114.1	26.416	112.0		1:03.714		13	37.098	114.5	25.931	112.0		1:03.029	
6	37.489	114.1	25.914	111.8		1:03.403		14	36.959	114.5	25.712	112.0		1:02.671	
7	37.253	114.3	25.829	111.8		1:03.082		15	37.172	114.7	25.660	111.5		1:02.832	
8	37.042	114.3	25.713	111.5		1:02.755		16							

29	Jonathan Price (CFA)							March 783						
lap	Sect-1	Speed	Sect-2	Speed		Laptime	Pit	lap	Sect-1	Speed	Sect-2	Speed		Laptime	Pit
1		113.6	26.676	114.4		1:18.465		8	37.386	119.2	25.962	111.8		1:03.348	
2	39.565	118.6	27.959	108.3		1:07.524		9	37.251	119.2	25.721	114.0		1:02.972	
3	38.364	117.1	27.018	111.5		1:05.382		10	37.223	119.0	25.737	113.2		1:02.960	
4	38.502	118.1	26.519	115.4		1:05.021		11	37.425	117.3	25.745	115.4		1:03.170	
5	38.586	119.4	26.431	114.6		1:05.017		12	37.164	118.4	25.614	113.2		1:02.778	
6	37.839	117.7	26.470	110.3		1:04.309		13	37.120	117.7	26.027	114.6		1:03.147	
7	37.502	118.4	26.122	113.6		1:03.624		14	38.806	118.6	25.375	114.0		1:04.181	

31	Stephen Pegram (CFA)							Ralt RT1						
lap	Sect-1	Speed	Sect-2	Speed		Laptime	Pit	lap	Sect-1	Speed	Sect-2	Speed		Laptime	Pit
1		113.4	27.338	110.9		1:14.858		9	37.834	113.6	25.927	114.4		1:03.761	
2	38.941	116.7	25.960	114.4		1:04.901		10	37.093	116.5	26.216	113.4		1:03.309	
3	37.277	115.7	25.919	115.0		1:03.196		11	37.841	117.9	26.036	114.6		1:03.877	
4	38.170	116.7	26.160	114.6		1:04.330		12	37.782	113.4	25.881	115.0		1:03.663	
5	37.420	118.1	25.600	114.8		1:03.020		13	38.009	118.4	25.686	115.0		1:03.695	
6	38.049	116.7	26.025	114.8		1:04.074		14	37.552	116.7	26.010	115.0		1:03.562	
7	37.314	116.9	25.730	114.6		1:03.044		15	37.132	117.5	25.813	114.4		1:02.945	
8	37.030	116.7	26.106	115.0		1:03.136		16							

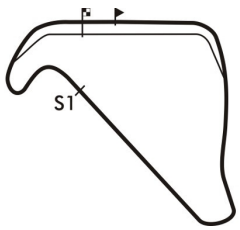

Session Start: 16:43:15 - Finish: 16:58:23
Weather/Track Conditions: Bright/Dry
Circuit: Silverstone National
Track Length: 2.638 Km - 1.6390 miles

Silverstone Finals Historic Race Meeting - 21 - 22 Oct 2017

HSCC Classic Formula 3 supported by MB Racing Wheels Inc. URS Classic FF2000

Race 19 - Sector Analysis

34	Peter Finnigan (URA)							Van Diemen RF82							
lap	Sect-1	Speed	Sect-2	Speed		Laptime	Pit	lap	Sect-1	Speed	Sect-2	Speed		Laptime	Pit
1		111.3	27.977	107.6		1:17.139		8	39.675	112.0	26.888	108.5		1:06.563	
2	41.363	106.7	27.818	107.1		1:09.181		9	39.118	111.8	27.609	108.9		1:06.727	
3	39.997	111.5	27.077	109.6		1:07.074		10	39.172	112.4	27.261	108.9		1:06.433	
4	39.642	112.0	27.251	110.0		1:06.893		11	39.475	112.2	27.492	108.5		1:06.967	
5	39.238	112.6	26.583	110.2		1:05.821		12	39.230	113.2	27.195	109.1		1:06.425	
6	39.394	112.0	27.311	110.0		1:06.705		13	39.376	110.6	27.938	107.5		1:07.314	
7	39.365	111.8	27.339	108.3		1:06.704		14	39.663	111.7	27.617	108.9		1:07.280	

41	David Mercer (URB)							Reynard SF78							
lap	Sect-1	Speed	Sect-2	Speed		Laptime	Pit	lap	Sect-1	Speed	Sect-2	Speed		Laptime	Pit
1		116.3	26.780	112.6		1:12.247		9	37.844	114.9	26.269	112.6		1:04.113	
2	39.468	117.1	26.429	111.7		1:05.897		10	37.519	115.5	26.332	112.4		1:03.851	
3	38.193	114.3	26.362	111.8		1:04.555		11	37.451	115.3	26.503	112.2		1:03.954	
4	38.856	115.9	26.214	112.6		1:05.070		12	37.756	114.7	26.422	112.2		1:04.178	
5	38.418	114.3	26.243	113.2		1:04.661		13	38.340	114.5	26.093	113.2		1:04.433	
6	37.703	114.3	26.355	113.2		1:04.058		14	37.330	114.5	25.774	113.6		1:03.104	
7	37.739	115.5	26.093	113.4		1:03.832		15	37.294	115.7	26.566	113.0		1:03.860	
8	37.650	116.5	26.228	113.0		1:03.878		16							

44	Paul Tonkin (CFB)							Brabham BT41							
lap	Sect-1	Speed	Sect-2	Speed		Laptime	Pit	lap	Sect-1	Speed	Sect-2	Speed		Laptime	Pit
1		110.4	27.946	109.1		1:16.513		8	40.056	110.7	27.633	102.6		1:07.689	
2	40.017	111.3	27.951	109.6		1:07.968		9	39.593	109.3	27.768	107.8		1:07.361	
3	38.912	111.5	27.851	109.2		1:06.763		10	40.132	111.8	27.462	107.6		1:07.594	
4	39.825	111.1	27.621	108.5		1:07.446		11	39.668	110.7	27.624	108.9		1:07.292	
5	39.415	111.5	27.438	109.4		1:06.853		12	39.391	109.5	27.446	108.7		1:06.837	
6	39.264	111.3	27.627	108.0		1:06.891		13	38.753	111.5	27.023	109.6		1:05.776	
7	39.253	110.2	27.730	108.0		1:06.983		14	38.771	112.0	27.137	110.0		1:05.908	

47	Andy Langridge (CFB)							March 733							
lap	Sect-1	Speed	Sect-2	Speed		Laptime	Pit	lap	Sect-1	Speed	Sect-2	Speed		Laptime	Pit
1		111.8	28.190	106.9		1:16.895		8	39.889	112.4	28.148	108.7		1:08.037	
2	40.533	107.2	28.096	107.3		1:08.629		9	40.534	110.7	27.322	105.7		1:07.856	
3	38.886	110.7	27.539	105.9		1:06.425		10	39.301	112.8	27.190	106.9		1:06.491	
4	39.750	110.4	27.368	106.6		1:07.118		11	39.708	112.0	26.746	109.1		1:06.454	
5	39.472	109.7	27.383	106.9		1:06.855		12	39.071	111.3	26.979	108.5		1:06.050	
6	39.359	111.5	27.953	108.5		1:07.312		13	38.898	111.5	27.164	108.0		1:06.062	
7	39.289	110.9	27.502	106.2		1:06.791		14	39.067	111.3	27.570	106.2		1:06.637	

57	Chris Levy (URA)							Van Diemen RF83							
lap	Sect-1	Speed	Sect-2	Speed		Laptime	Pit	lap	Sect-1	Speed	Sect-2	Speed		Laptime	Pit
1		115.3	27.521	111.7		1:11.891		9	37.389	116.5	25.707	113.8		1:03.096	
2	38.652	116.1	26.458	112.8		1:05.110		10	37.401	115.9	26.249	113.6		1:03.650	
3	38.128	115.3	26.141	113.8		1:04.269		11	37.767	116.9	26.195	113.6		1:03.962	
4	38.273	115.9	25.800	113.4		1:04.073		12	37.867	116.3	26.044	113.6		1:03.911	
5	37.710	115.9	25.808	114.0		1:03.518		13	37.741	116.3	26.036	113.2		1:03.777	
6	38.588	115.7	25.801	113.2		1:04.389		14	37.597	116.1	25.663	113.4		1:03.260	
7	37.474	116.5	25.789	114.0		1:03.263		15	37.413	116.3	25.734	113.4		1:03.147	
8	37.710	115.5	25.917	113.6		1:03.627		16							

58	Pat Gormley (CFA)							Safir RJF3							
lap	Sect-1	Speed	Sect-2	Speed		Laptime	Pit	lap	Sect-1	Speed	Sect-2	Speed		Laptime	Pit
1		120.9	26.468	118.1		1:12.624		9	36.252	118.8	24.872	118.3		1:01.124	
2	37.701	119.2	25.475	117.4		1:03.176		10	35.983	120.3	24.871	118.1		1:00.854	
3	36.135	120.5	25.735	117.6		1:01.870		11	35.740	121.1	24.756	118.5		1:00.496	
4	36.777	120.5	25.182	118.5		1:01.959		12	36.023	120.7	25.067	118.1		1:01.090	
5	36.375	120.7	25.344	118.1		1:01.719		13	36.456	120.9	24.678	118.9		1:01.134	
6	35.752	119.6	24.905	118.1		1:00.657		14	35.801	120.7	24.583	118.5		1:00.384	
7	36.051	119.6	24.858	118.3		1:00.909		15	35.667	120.1	24.817	118.3		1:00.484	
8	35.574	121.6	24.857	118.7		1:00.431		16							

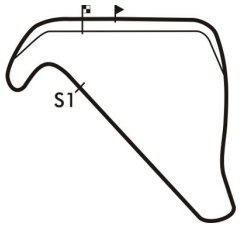

Session Start: 16:43:15 - Finish: 16:58:23
Weather/Track Conditions: Bright/Dry
Circuit: Silverstone National
Track Length: 2.638 Km - 1.6390 miles

Silverstone Finals Historic Race Meeting - 21 - 22 Oct 2017

HSCC Classic Formula 3 supported by MB Racing Wheels Inc. URS Classic FF2000

Race 19 - Sector Analysis

62 Graham Kiddy (CFA) — Argo JM3

lap	Sect-1	Speed	Sect-2	Speed	Laptime	Pit	lap	Sect-1	Speed	Sect-2	Speed	Laptime	Pit
1		122.9	25.605	118.5	1:06.343		7	36.588	124.3	25.343	117.6	1:01.931	
2	37.394	122.5	25.389	118.5	1:02.783		8	36.632	124.0	25.653	117.6	1:02.285	
3	36.805	123.1	25.286	118.7	1:02.091		9	36.873	123.8	25.949	119.8	1:02.822	
4	36.676	123.6	25.489	118.7	1:02.165		10	37.172	124.3	25.960	114.6	1:03.132	
5	37.251	124.0	25.366	118.3	1:02.617		11	38.299	121.6			1:20.907	
6	36.666	123.4	25.456	118.1	1:02.122		12						

75 Adrian Langridge (AI) — Dastle Mk10

lap	Sect-1	Speed	Sect-2	Speed	Laptime	Pit	lap	Sect-1	Speed	Sect-2	Speed	Laptime	Pit
1		116.7	27.086	111.7	1:11.969		9	37.467	115.1	26.018	112.6	1:03.485	
2	38.781	115.1	27.000	111.7	1:05.781		10	37.400	116.1	26.306	112.8	1:03.706	
3	38.395	116.1	26.421	111.8	1:04.816		11	37.654	114.9	25.948	112.4	1:03.602	
4	38.384	116.1	26.182	113.4	1:04.566		12	37.712	115.1	26.118	112.8	1:03.830	
5	38.088	116.3	26.304	112.6	1:04.392		13	37.650	115.7	26.070	111.7	1:03.720	
6	37.762	115.9	26.340	113.0	1:04.102		14	38.027	112.2	25.897	113.8	1:03.924	
7	38.059	116.7	26.218	113.0	1:04.277		15	37.544	115.3	26.140	111.8	1:03.684	
8	37.764	116.5	26.245	112.2	1:04.009		16						

77 Ian Flux (CFA) — March 783

lap	Sect-1	Speed	Sect-2	Speed	Laptime	Pit	lap	Sect-1	Speed	Sect-2	Speed	Laptime	Pit
1		120.1	25.419	115.2	1:05.599		9	35.988	120.7	24.837	116.6	1:00.825	
2	36.386	120.5	24.999	116.2	1:01.385		10	35.849	120.5	25.339	117.9	1:01.188	
3	36.089	117.9	25.098	117.6	1:01.187		11	36.572	119.4	25.131	117.0	1:01.703	
4	36.611	119.2	25.273	117.2	1:01.884		12	36.064	120.1	24.976	117.0	1:01.040	
5	36.046	120.7	25.007	116.6	1:01.053		13	36.127	119.6	24.875	116.4	1:01.002	
6	35.869	119.6	24.855	116.4	1:00.724		14	36.013	119.4	25.016	117.6	1:01.029	
7	35.999	120.1	24.901	117.0	1:00.900		15	35.936	119.4	24.718	117.4	1:00.654	
8	35.811	120.7	24.767	117.4	1:00.578		16						

82 Paul Smith (CFA) — Ralt RT3

lap	Sect-1	Speed	Sect-2	Speed	Laptime	Pit	lap	Sect-1	Speed	Sect-2	Speed	Laptime	Pit
1		116.3			1:36.689		2						

88 Cameron Jackson (CFA) — Euroracing 101

lap	Sect-1	Speed	Sect-2	Speed	Laptime	Pit	lap	Sect-1	Speed	Sect-2	Speed	Laptime	Pit
1		119.8	24.966	116.8	1:04.377		8	35.552	122.5	24.486	118.1	1:00.038	
2	36.052	121.6	24.907	117.2	1:00.959		9	35.537	122.5	24.874	117.2	1:00.411	
3	35.911	121.1	24.636	117.6	1:00.547		10	35.899	122.2	24.894	117.9	1:00.793	
4	35.668	121.6	24.582	117.9	1:00.250		11	35.572	121.6	24.619	116.8	1:00.191	
5	35.718	122.0	24.401	118.3	1:00.119		12	35.721	120.3	24.993	116.0	1:00.714	
6	35.455	122.0	24.449	118.1	59.904		13	36.096	117.7	24.745	115.2	1:00.841	
7	35.479	119.0	24.600	117.6	1:00.079		14	36.185	115.9	24.980	111.8	1:01.165	

93 Rudolf Ernst (CFA) — Ralt RT1

lap	Sect-1	Speed	Sect-2	Speed	Laptime	Pit	lap	Sect-1	Speed	Sect-2	Speed	Laptime	Pit
1		110.4	26.855	115.6	1:10.879		5	37.577	121.6	26.957	110.5	1:04.534	
2	38.382	116.1	26.775	115.4	1:05.157		6	39.551	119.4	26.024	116.4	1:05.575	
3	37.926	121.1	25.973	117.4	1:03.899		7	39.008	121.1	26.563	117.9	1:05.571	
4	38.102	121.6	25.716	117.6	1:03.818		8	37.460	122.5	41.257		1:18.717	

98 Rodney Toft (URA) — Van Diemen RF82

lap	Sect-1	Speed	Sect-2	Speed	Laptime	Pit	lap	Sect-1	Speed	Sect-2	Speed	Laptime	Pit
1		113.9	27.440	110.7	1:14.079		8	39.243	112.6	27.327	109.2	1:06.570	
2	39.812	111.5	27.633	110.0	1:07.445		9	38.864	112.0	27.949	109.6	1:06.813	
3	39.618	111.5	27.654	109.8	1:07.272		10	40.078	112.6	28.298	107.3	1:08.376	
4	38.974	111.5	27.295	109.4	1:06.269		11	39.532	112.2	27.888	109.6	1:07.420	
5	39.192	112.0	27.062	109.1	1:06.254		12	39.966	112.4	28.819	109.2	1:08.785	
6	39.492	112.4	27.695	109.2	1:07.187		13	39.010	111.5	27.760	109.4	1:06.770	
7	39.388	112.0	27.328	109.2	1:06.716		14	38.721	112.2	27.921	109.6	1:06.642	

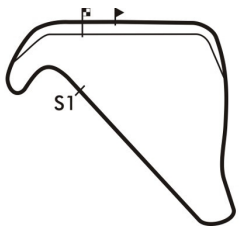

Session Start: 16:43:15 - Finish: 16:58:23
Weather/Track Conditions: Bright/Dry
Circuit: Silverstone National
Track Length: 2.638 Km - 1.6390 miles

Silverstone Finals Historic Race Meeting - 21 - 22 Oct 2017

HSCC Classic Formula 3 supported by MB Racing Wheels Inc. URS Classic FF2000

Race 19 - Sector Analysis

117	Chris Lord (URA)							Van Diemen RF82							
lap	Sect-1	Speed	Sect-2	Speed		Laptime	Pit	lap	Sect-1	Speed	Sect-2	Speed		Laptime	Pit
1		114.1	26.301	111.1		1:09.065		9	37.989	113.4	25.955	110.7		1:03.944	
2	38.254	113.4	26.111	110.5		1:04.365		10	37.866	111.8	25.850	111.1		1:03.716	
3	37.986	112.4	26.642	111.7		1:04.628		11	38.344	112.0	26.372	112.0		1:04.716	
4	38.132	114.5	26.202	111.5		1:04.334		12	37.978	113.7	25.930	111.3		1:03.908	
5	37.894	113.6	25.934	110.9		1:03.828		13	38.036	112.6	25.760	111.1		1:03.796	
6	38.285	112.8	25.922	110.9		1:04.207		14	37.850	112.6	26.220	111.5		1:04.070	
7	37.750	113.0	26.398	112.0		1:04.148		15	38.093	114.5	25.822	111.1		1:03.915	
8	37.741	114.1	25.769	111.8		1:03.510		16							

120	Gaius Ghinn (CFA)							Ralt RT3							
lap	Sect-1	Speed	Sect-2	Speed		Laptime	Pit	lap	Sect-1	Speed	Sect-2	Speed		Laptime	Pit
1		119.6	25.009	116.8		1:03.642		9	35.428	122.7	25.080	117.9		1:00.508	
2	36.161	121.8	24.984	117.0		1:01.145		10	35.891	122.2	24.911	118.3		1:00.802	
3	35.728	121.1	24.736	117.9		1:00.464		11	35.417	122.7	24.865	117.4		1:00.282	
4	35.452	122.0	24.686	117.9		1:00.138		12	35.590	122.7	24.724	118.5		1:00.314	
5	35.418	122.0	24.737	117.9		1:00.155		13	35.533	122.0	24.711	118.5		1:00.244	
6	35.516	122.0	24.635	117.9		1:00.151		14	35.453	122.9	24.824	118.7		1:00.277	
7	35.578	121.6	24.515	118.3		1:00.093		15	36.361	122.5	24.781	118.9		1:01.142	
8	35.477	121.8	24.487	118.5		59.964		16							

122	Geoffrey Hoodless (CFA)							March 813							
lap	Sect-1	Speed	Sect-2	Speed		Laptime	Pit	lap	Sect-1	Speed	Sect-2	Speed		Laptime	Pit
1		118.8	27.039	112.0		1:12.963		9	37.309	117.9	26.181	111.7		1:03.490	
2	38.340	117.9	26.544	112.6		1:04.884		10	37.512	117.5	26.020	112.2		1:03.532	
3	37.774	117.9	26.103	113.0		1:03.877		11	37.074	118.1	26.144	112.2		1:03.218	
4	37.034	118.6	25.619	114.6		1:02.653		12	37.178	117.1	25.870	111.3		1:03.048	
5	37.272	119.8	26.357	109.2		1:03.629		13	45.996	116.9	25.815	113.2		1:11.811	
6	37.497	117.5	25.904	113.4		1:03.401		14	37.428	118.6	26.058	115.2		1:03.486	
7	36.866	119.0	26.130	112.6		1:02.996		15	37.382	120.1	25.625	111.7		1:03.007	
8	37.394	117.3	26.076	111.5		1:03.470		16							

144	Andrew Lancaster (URA)							Pilbeam MP52							
lap	Sect-1	Speed	Sect-2	Speed		Laptime	Pit	lap	Sect-1	Speed	Sect-2	Speed		Laptime	Pit
1		112.6	26.551	112.2		1:10.185		9	36.898	114.3	25.580	113.0		1:02.478	
2	38.257	114.1	25.689	112.0		1:03.946		10	37.106	114.7	26.162	112.6		1:03.268	
3	37.527	114.3	25.793	112.2		1:03.320		11	37.517	114.7	25.950	112.8		1:03.467	
4	38.493	113.9	25.665	112.6		1:04.158		12	37.403	113.9	25.692	112.6		1:03.095	
5	37.386	113.9	25.481	112.2		1:02.867		13	37.066	115.1	26.062	109.2		1:03.128	
6	37.286	113.7	25.547	112.6		1:02.833		14	37.025	114.5	25.526	113.0		1:02.551	
7	36.917	114.3	25.720	112.6		1:02.637		15	37.181	114.7	25.682	113.0		1:02.863	
8	36.998	114.7	25.625	113.0		1:02.623		16							

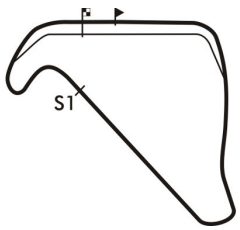

Session Start: 16:43:15 - Finish: 16:58:23
Weather/Track Conditions: Bright/Dry
Circuit: Silverstone National
Track Length: 2.638 Km - 1.6390 miles

Silverstone Finals Historic Race Meeting - 21 - 22 Oct 2017

HSCC Classic Formula 3 supported by MB Racing Wheels Inc. URS Classic FF2000

Race 19 - Best Sector Times

	SECTOR 1			SECTOR 2		
	NO	TIME	LAP	NO	TIME	LAP
1	9	34.995	8	88	24.401	5
2	7	35.266	13	14	24.402	8
3	14	35.350	9	120	24.487	8
4	120	35.417	11	7	24.571	10
5	88	35.455	6	58	24.583	14
6	58	35.574	8	9	24.587	8
7	77	35.811	8	77	24.718	15
8	17	36.074	8	17	24.894	8
9	62	36.588	7	62	25.286	3
10	8	36.682	8	29	25.375	14
11	122	36.866	7	8	25.417	12
12	144	36.898	9	144	25.481	5
13	22	36.926	9	31	25.600	5
14	31	37.030	8	122	25.619	4
15	29	37.120	13	20	25.641	15
16	41	37.294	15	22	25.660	15
17	57	37.389	9	57	25.663	14
18	75	37.400	10	93	25.716	4
19	20	37.447	10	117	25.760	13
20	93	37.460	8	41	25.774	14
21	117	37.741	8	75	25.897	14
22	98	38.721	14	34	26.583	5
23	44	38.753	13	47	26.746	11
24	47	38.886	3	44	27.023	13
25	34	39.118	9	11	27.039	12
26	11	39.132	4	98	27.062	5
27	82	2:07.570	1	82		

IDEAL / BEST LAP COMPARISON

NO	NAME	BEST	IN	IDEAL	DIFF
9	Ian Jacobs	59.582	8	59.582	+0.000
14	Tom Smith	59.830	8	59.752	+0.078
120	Gaius Ghinn	59.964	8	59.904	+0.060
7	Richard Trott	1:00.036	8	59.837	+0.199
58	Pat Gormley	1:00.384	14	1:00.157	+0.227
77	Ian Flux	1:00.578	8	1:00.529	+0.049
17	Keith White	1:00.968	8	1:00.968	+0.000
8	David Thorburn	1:02.179	12	1:02.099	+0.080
144	Andrew Lancaster	1:02.478	9	1:02.379	+0.099
122	Geoffrey Hoodless	1:02.653	4	1:02.485	+0.168
22	Jon Finch	1:02.671	14	1:02.586	+0.085
29	Jonathan Price	1:02.778	12	1:02.495	+0.283
31	Stephen Pegram	1:02.945	15	1:02.630	+0.315
57	Chris Levy	1:03.096	9	1:03.052	+0.044
41	David Mercer	1:03.104	14	1:03.068	+0.036
20	Harry Bishop	1:03.282	9	1:03.088	+0.194
75	Adrian Langridge	1:03.485	9	1:03.297	+0.188
117	Chris Lord	1:03.510	8	1:03.501	+0.009
44	Paul Tonkin	1:05.776	13	1:05.776	+0.000
34	Peter Finnigan	1:05.821	5	1:05.701	+0.120
47	Andy Langridge	1:06.050	12	1:05.632	+0.418
98	Rodney Toft	1:06.254	5	1:05.783	+0.471
11	Jeff Williams	1:06.378	14	1:06.171	+0.207
88	Cameron Jackson	59.904	6	59.856	+0.048
62	Graham Kiddy	1:01.931	7	1:01.874	+0.057
93	Rudolf Ernst	1:03.818	4	1:03.176	+0.642
82	Paul Smith				+

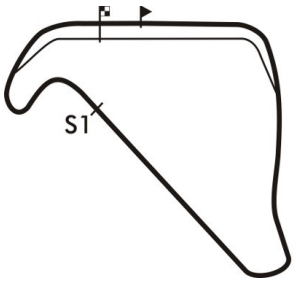

Session Start: 16:43:15 - Finish: 16:58:23
Weather/Track Conditions: Bright/Dry
Circuit: Silverstone National
Track Length: 2.638 Km - 1.6390 miles

Silverstone Finals Historic Race Meeting - 21 - 22 Oct 2017

HSCC Classic Formula 3 supported by MB Racing Wheels Inc. URS Classic FF2000

Race 19 - Best Sector Speeds

	NO	SECTOR 1	MPH	NO	SECTOR 2	MPH
1	9	Ian Jacobs	126.6	9	Ian Jacobs	121.6
2	14	Tom Smith	124.7	7	Richard Trott	120.7
3	62	Graham Kiddy	124.3	14	Tom Smith	120.7
4	7	Richard Trott	124.0	62	Graham Kiddy	119.8
5	120	Gaius Ghinn	122.9	58	Pat Gormley	118.9
6	88	Cameron Jackson	122.5	120	Gaius Ghinn	118.9
7	93	Rudolf Ernst	122.5	88	Cameron Jackson	118.3
8	58	Pat Gormley	121.6	77	Ian Flux	117.9
9	17	Keith White	120.9	93	Rudolf Ernst	117.9
10	77	Ian Flux	120.7	17	Keith White	117.4
11	122	Geoffrey Hoodless	120.1	29	Jonathan Price	115.4
12	29	Jonathan Price	119.4	122	Geoffrey Hoodless	115.2
13	8	David Thorburn	118.6	8	David Thorburn	115.0
14	31	Stephen Pegram	118.4	31	Stephen Pegram	115.0
15	41	David Mercer	117.1	57	Chris Levy	114.0
16	57	Chris Levy	116.9	75	Adrian Langridge	113.8
17	75	Adrian Langridge	116.7	41	David Mercer	113.6
18	82	Paul Smith	116.3	144	Andrew Lancaster	113.0
19	144	Andrew Lancaster	115.1	22	Jon Finch	112.2
20	22	Jon Finch	114.7	117	Chris Lord	112.0
21	117	Chris Lord	114.5	20	Harry Bishop	111.3
22	11	Jeff Williams	114.1	98	Rodney Toft	110.7
23	98	Rodney Toft	113.9	34	Peter Finnigan	110.2
24	20	Harry Bishop	113.4	44	Paul Tonkin	110.0
25	34	Peter Finnigan	113.2	47	Andy Langridge	109.1
26	47	Andy Langridge	112.8	11	Jeff Williams	108.5
27	44	Paul Tonkin	112.0	82	Paul Smith	0.0

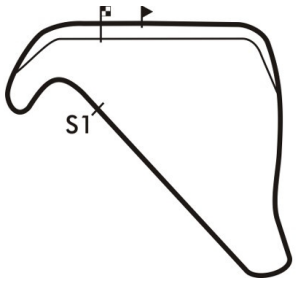

Session Start: 16:43:15 - Finish: 16:58:23
Weather/Track Conditions: Bright/Dry
Circuit: Silverstone National
Track Length: 2.638 Km - 1.6390 miles

Silverstone Finals Historic Race Meeting - 21 - 22 Oct 2017

HSCC Classic Formula 3 supported by MB Racing Wheels Inc. URS Classic FF2000

Race 19 - Lap Chart

Lap 1			Lap 2			Lap 3			Lap 4			Lap 5			Lap 6		
NO	Behind	Laptime	NO	Behind	Laptime	NO	Behind	Laptime	NO	Behind	Laptime	NO	Behind	Laptime	NO	Behind	Laptime
120		1:03.642	120		1:01.145	120		1:00.464	120		1:00.138	120		1:00.155	120		1:00.151
88	0.735	1:04.377	88	0.549	1:00.959	88	0.632	1:00.547	88	0.744	1:00.250	88	0.708	1:00.119	88	0.461	59.904
7	1.129	1:04.771	7	0.981	1:00.997	7	1.405	1:00.888	7	1.768	1:00.501	7	1.796	1:00.183	7	1.975	1:00.330
77	1.957	1:05.599	77	2.197	1:01.385	77	2.920	1:01.187	14	4.344	1:01.374	14	4.571	1:00.382	14	4.650	1:00.230
14	2.101	1:05.743	14	2.650	1:01.694	14	3.108	1:00.922	77	4.666	1:01.884	77	5.564	1:01.053	77	6.137	1:00.724
17	2.303	1:05.945	17	3.639	1:02.481	17	5.205	1:02.030	17	6.683	1:01.616	17	8.062	1:01.534	9	8.961	1:00.324
62	2.701	1:06.343	62	4.339	1:02.783	62	5.966	1:02.091	62	7.993	1:02.165	9	8.788	1:00.863	17	9.678	1:01.767
22	4.652	1:08.294	9	6.346	1:01.860	9	7.191	1:01.309	9	8.080	1:01.027	62	10.455	1:02.617	62	12.426	1:02.122
117	5.423	1:09.065	22	7.307	1:03.800	22	10.224	1:03.381	22	13.375	1:03.289	58	15.804	1:01.719	58	16.310	1:00.657
9	5.631	1:09.273	117	8.643	1:04.365	144	12.200	1:03.320	58	14.240	1:01.959	22	16.934	1:03.714	22	20.186	1:03.403
144	6.543	1:10.185	144	9.344	1:03.946	58	12.419	1:01.870	144	16.220	1:04.158	144	18.932	1:02.867	144	21.614	1:02.833
93	7.237	1:10.879	58	11.013	1:03.176	117	12.807	1:04.628	117	17.003	1:04.334	117	20.676	1:03.828	117	24.732	1:04.207
20	7.705	1:11.347	93	11.249	1:05.157	93	14.684	1:03.899	93	18.364	1:03.818	122	22.462	1:03.629	122	25.712	1:03.401
57	8.249	1:11.891	20	11.839	1:05.279	20	15.325	1:03.950	122	18.988	1:02.653	93	22.743	1:04.534	20	26.951	1:04.307
75	8.327	1:11.969	57	12.214	1:05.110	57	16.019	1:04.269	20	19.275	1:04.088	20	22.795	1:03.675	57	27.555	1:04.389
41	8.605	1:12.247	75	12.963	1:05.781	122	16.473	1:03.877	57	19.954	1:04.073	57	23.317	1:03.518	93	28.167	1:05.575
58	8.982	1:12.624	122	13.060	1:04.884	75	17.315	1:04.816	75	21.743	1:04.566	31	24.761	1:03.020	31	28.684	1:04.074
122	9.321	1:12.963	41	13.357	1:05.897	41	17.448	1:04.555	31	21.896	1:04.330	75	25.980	1:04.392	75	29.931	1:04.102
98	10.437	1:14.079	31	14.972	1:04.901	31	17.704	1:03.196	41	22.380	1:05.070	41	26.886	1:04.661	8	30.189	1:02.521
11	10.736	1:14.378	98	16.737	1:07.445	8	22.009	1:04.025	8	24.947	1:03.076	8	27.819	1:03.027	41	30.793	1:04.058
31	11.216	1:14.858	11	17.414	1:07.823	98	23.545	1:07.272	98	29.676	1:06.269	98	35.775	1:06.254	29	40.023	1:04.309
44	12.871	1:16.513	8	18.448	1:05.109	11	24.140	1:07.190	11	30.749	1:06.747	29	35.865	1:05.017	98	42.811	1:07.187
47	13.253	1:16.895	44	19.694	1:07.968	44	25.993	1:06.763	29	31.003	1:05.021	11	37.911	1:07.317	11	44.601	1:06.841
34	13.497	1:17.139	47	20.737	1:08.629	29	26.120	1:05.382	44	33.301	1:07.446	44	39.999	1:06.853	44	46.739	1:06.891
8	14.484	1:18.126	29	21.202	1:07.524	47	26.698	1:06.425	47	33.678	1:07.118	47	40.378	1:06.855	34	47.118	1:06.705
29	14.823	1:18.465	34	21.533	1:09.181	34	28.143	1:07.074	34	34.898	1:06.893	34	40.564	1:05.821	47	47.539	1:07.312
82	33.047	1:36.689															

Session Start: 16:43:15 - Finish: 16:58:23
Weather/Track Conditions: Bright/Dry
Circuit: Silverstone National
Track Length: 2.638 Km - 1.6390 miles

MST
Full results available at www.mstworld.com. Email: timing@mstworld.com

Printed : 22-10-2017 - 17:01

Silverstone Finals Historic Race Meeting - 21 - 22 Oct 2017

HSCC Classic Formula 3 supported by MB Racing Wheels Inc. URS Classic FF2000

Race 19 - Lap Chart

Lap 7			Lap 8			Lap 9			Lap 10			Lap 11			Lap 12		
NO	Behind	Laptime	NO	Behind	Laptime	NO	Behind	Laptime	NO	Behind	Laptime	NO	Behind	Laptime	NO	Behind	Laptime
120		1:00.093	120		59.964	120		1:00.508	120		1:00.802	120		1:00.282	120		1:00.314
88	0.447	1:00.079	88	0.521	1:00.038	88	0.424	1:00.411	88	0.415	1:00.793	88	0.324	1:00.191	88	0.724	1:00.714
7	2.258	1:00.376	7	2.330	1:00.036	44	1 LAP	1:07.689	98	1 LAP	1:06.813	7	3.996	1:00.832	7	4.608	1:00.926
14	4.805	1:00.248	14	4.671	59.830	47	1 LAP	1:08.037	11	1 LAP	1:06.583	14	5.111	1:01.432	14	5.110	1:00.313
77	6.944	1:00.900	77	7.558	1:00.578	7	2.141	1:00.319	7	3.446	1:02.107	9	8.717	1:01.046	9	8.712	1:00.309
9	8.998	1:00.130	9	8.616	59.582	14	4.296	1:00.133	14	3.961	1:00.467	98	1 LAP	1:08.376	77	10.408	1:01.040
17	10.950	1:01.365	17	11.954	1:00.968	77	7.875	1:00.825	34	1 LAP	1:06.727	77	9.682	1:01.703	98	1 LAP	1:07.420
62	14.264	1:01.931	62	16.585	1:02.285	9	8.174	1:00.066	44	1 LAP	1:07.361	11	1 LAP	1:08.794	34	1 LAP	1:06.967
58	17.126	1:00.909	58	17.593	1:00.431	17	12.974	1:01.528	9	7.953	1:00.581	34	1 LAP	1:06.433	17	18.602	1:03.297
22	23.175	1:03.082	22	25.966	1:02.755	58	18.209	1:01.124	77	8.261	1:01.188	44	1 LAP	1:07.594	11	1 LAP	1:07.815
144	24.158	1:02.637	144	26.817	1:02.623	62	18.899	1:02.822	47	1 LAP	1:07.856	47	1 LAP	1:06.491	58	19.251	1:01.090
122	28.615	1:02.996	122	32.121	1:03.470	22	28.375	1:02.917	17	14.057	1:01.885	17	15.619	1:01.844	47	1 LAP	1:06.454
117	28.787	1:04.148	117	32.333	1:03.510	144	28.787	1:02.478	58	18.261	1:00.854	58	18.475	1:00.496	44	1 LAP	1:07.292
20	30.359	1:03.501	20	33.682	1:03.287	122	35.103	1:03.490	62	21.229	1:03.132	22	33.991	1:03.429	22	36.768	1:03.091
57	30.725	1:03.263	57	34.388	1:03.627	117	35.769	1:03.944	22	30.844	1:03.271	144	34.438	1:03.467	144	37.219	1:03.095
31	31.635	1:03.044	31	34.807	1:03.136	20	36.456	1:03.282	144	31.253	1:03.268	122	40.769	1:03.218	122	43.503	1:03.048
8	33.123	1:03.027	8	35.372	1:02.213	57	36.976	1:03.096	122	37.833	1:03.532	62	41.854	1:20.907	8	44.395	1:02.179
93	33.645	1:05.571	75	38.160	1:04.009	8	37.568	1:02.704	117	38.683	1:03.716	8	42.530	1:03.502	20	46.124	1:03.461
75	34.115	1:04.277	41	38.446	1:03.878	31	38.060	1:03.761	20	39.055	1:03.401	20	42.977	1:04.204	117	46.711	1:03.908
41	34.532	1:03.832	29	46.938	1:03.348	75	41.137	1:03.485	8	39.310	1:02.544	117	43.117	1:04.716	57	47.101	1:03.911
29	43.554	1:03.624	93	52.398	1:18.717	41	42.051	1:04.113	57	39.824	1:03.650	57	43.504	1:03.962	31	47.511	1:03.663
98	49.434	1:06.716	98	56.040	1:06.570	29	49.402	1:02.972	31	40.567	1:03.309	31	44.162	1:03.877	75	50.877	1:03.830
11	51.162	1:06.654	11	57.788	1:06.590				75	44.041	1:03.706	75	47.361	1:03.602	41	52.636	1:04.178
44	53.629	1:06.983	34	1:00.328	1:06.563				41	45.100	1:03.851	41	48.772	1:03.954	29	56.912	1:02.778
34	53.729	1:06.704							29	51.560	1:02.960	29	54.448	1:03.170			
47	54.237	1:06.791															

Session Start: 16:43:15 - Finish: 16:58:23
Weather/Track Conditions: Bright/Dry
Circuit: Silverstone National
Track Length: 2.638 Km - 1.6390 miles

Silverstone Finals Historic Race Meeting - 21 - 22 Oct 2017

HSCC Classic Formula 3 supported by MB Racing Wheels Inc. URS Classic FF2000

Race 19 - Lap Chart

Lap 13			Lap 14			Lap 15		
NO	Behind	Laptime	NO	Behind	Laptime	NO	Behind	Laptime
120		1:00.244	120		1:00.277	120		1:01.142
88	1.321	1:00.841	88	2.209	1:01.165	29	1 LAP	1:04.181
7	4.449	1:00.085	7	4.309	1:00.137	7	3.740	1:00.573
14	6.130	1:01.264	14	7.785	1:01.932	14	7.105	1:00.462
9	8.534	1:00.066	9	8.137	59.880	9	7.323	1:00.328
77	11.166	1:01.002	77	11.918	1:01.029	77	11.430	1:00.654
58	20.141	1:01.134	58	20.248	1:00.384	58	19.590	1:00.484
17	20.871	1:02.513	17	21.826	1:01.232	17	21.998	1:01.314
34	1 LAP	1:06.425	34	1 LAP	1:07.314	98	1 LAP	1:06.642
98	1 LAP	1:08.785	98	1 LAP	1:06.770	11	1 LAP	1:06.378
11	1 LAP	1:06.634	11	1 LAP	1:07.122	34	1 LAP	1:07.280
47	1 LAP	1:06.050	47	1 LAP	1:06.062	47	1 LAP	1:06.637
44	1 LAP	1:06.837	44	1 LAP	1:05.776	44	1 LAP	1:05.908
22	39.553	1:03.029	22	41.947	1:02.671	22	43.637	1:02.832
144	40.103	1:03.128	144	42.377	1:02.551	144	44.098	1:02.863
8	46.371	1:02.220	8	48.891	1:02.797	8	50.892	1:03.143
20	49.586	1:03.706	20	52.720	1:03.411	20	55.037	1:03.459
117	50.263	1:03.796	57	53.617	1:03.260	57	55.622	1:03.147
57	50.634	1:03.777	117	54.056	1:04.070	31	56.050	1:02.945
31	50.962	1:03.695	31	54.247	1:03.562	117	56.829	1:03.915
75	54.353	1:03.720	75	58.000	1:03.924	122	1:00.144	1:03.007
122	55.070	1:11.811	122	58.279	1:03.486	75	1:00.542	1:03.684
41	56.825	1:04.433	41	59.652	1:03.104	41	1:02.370	1:03.860
29	59.815	1:03.147						

Session Start: 16:43:15 - Finish: 16:58:23
Weather/Track Conditions: Bright/Dry
Circuit: Silverstone National
Track Length: 2.638 Km - 1.6390 miles

Silverstone Finals Historic Race Meeting - 21 - 22 Oct 2017

HSCC Historic Road Sports supported by Witchampton Garage

Qualifying for Race 15 - Classification

Sheet No:

POS	NO	DRIVER/S	CLASS	CLASS POS	CAR MAKE / MODEL	TIME	ON	LAPS	GAP	DIFF	MPH
1	26	John Davison	C	1	Lotus Elan S1	1:06.772	9	10			88.37
2	111	William Plant	A	1	Morgan Plus 8	1:07.613	3	11	0.841	0.841	87.27
3	5	Peter Shaw	C	2	Lotus Elan S1	1:07.738	10	10	0.966	0.125	87.11
4	98	Richard Plant	A	2	Morgan Plus 8	1:08.015	10	10	1.243	0.277	86.75
5	61	Paul Tooms	C	3	Lotus Elan S1	1:08.714	10	10	1.942	0.699	85.87
6	4	Bruce Stapleton	A	3	Morgan Plus 8	1:09.946	9	10	3.174	1.232	84.36
7	8	Patrick Ward-Booth	C	4	Ginetta G4	1:10.312	10	10	3.540	0.366	83.92
8	16	Robert ROWE	C	5	Lotus Elan S3	1:10.486	5	9	3.714	0.174	83.71
9	51	Shad Eddin	C	6	Ginetta G4	1:10.608	6	10	3.836	0.122	83.57
10	30	Tim Pearce	A	4	Morgan Plus 8	1:10.619	9	9	3.847	0.011	83.55
11	177	Barry Davison	C	7	Lotus Elan S3	1:11.013	9	9	4.241	0.394	83.09
12	84	Ian Burford	C	8	Ginetta G4	1:11.112	4	5	4.340	0.099	82.97
13	11	Larry Tucker	A	5	Ford Shelby GT350R	1:11.670	3	6	4.898	0.558	82.33
14	69	Andy Shepherd	C	9	Lotus Seven S2	1:13.233	5	7	6.461	1.563	80.57
15	78	Jonathon Rushton	B	1	Morgan Plus 4	1:13.819	8	10	7.047	0.586	79.93
16	55	Nick Savage	A	6	Chevrolet Camaro	1:14.022	5	6	7.250	0.203	79.71
17	37	Mervyn Selwyn	C	10	Lotus Elan S3	1:14.201	9	9	7.429	0.179	79.52
18	23	Shaun Haddrell	E	1	Turner Mk1	1:14.420	3	8	7.648	0.219	79.28
19	1	Dick Coffey	E	2	Turner Mk1	1:14.513	7	9	7.741	0.093	79.19
20	28	Nick Smith	G	1	MG B	1:15.303	3	9	8.531	0.790	78.36
21	88	Paul Brown	D	1	MG B GT	1:16.038	8	9	9.266	0.735	77.60
22	91	Richard Owen	F	1	Triumph TR2	1:16.222	4	9	9.450	0.184	77.41
23	6	Johan Denekamp	B	2	TVR Tuscan	1:16.318	4	9	9.546	0.096	77.31
24	42	Laurie Tucker	E	3	MG Ashley GT	1:17.236	9	9	10.464	0.918	76.39
25	7	Mike Leese	C	11	Lotus Seven S2	1:17.854	8	9	11.082	0.618	75.79
26	22	Tony Davis	E	4	Austin Healey Sprite Mk1	1:18.840	5	9	12.068	0.986	74.84
27	99	Stephen Chapman	G	2	Sunbeam Harrington	1:21.028	7	9	14.256	2.188	72.82
28	10	Ian Ross	E	5	Ginetta G15	1:21.461	5	9	14.689	0.433	72.43

Session Start: 09:00:09 - Finish: 09:12:12
Weather/Track Conditions: Bright/Dry
Circuit: Silverstone National
Track Length: 2.638 Km - 1.6390 miles

These results are provisional until the conclusion of any judicial and technical matters.

Clerk of the Course:	Timekeeper:	Issued at:
Julian Floyd		

MST

Printed : 22-10-2017 - 09:15

Full results available at www.mstworld.com. Email: timing@mstworld.com

Silverstone Finals Historic Race Meeting - 21 - 22 Oct 2017

HSCC Historic Road Sports supported by Witchampton Garage

Qualifying for Race 15 - Sector Analysis

1	Dick Coffey (E)							Turner Mk1						
lap	Sect-1	Speed	Sect-2	Speed		Laptime	Pit	lap	Sect-1	Speed	Sect-2	Speed		Laptime	Pit
1	52.626	92.8	35.581	89.8		1:28.207		6	45.218	95.1	31.444	94.8		1:16.662	
2	47.279	100.5	31.323	98.0		1:18.602		7	44.469	99.4	30.044	97.4		1:14.513	
3	45.582	99.0	30.439	98.2		1:16.021		8	44.644	99.1	31.114	96.4		1:15.758	
4	45.321	98.7	30.523	98.0		1:15.844		9	44.189	99.6	30.359	98.2		1:14.548	
5	44.640	100.2	30.897	97.4		1:15.537		10							

4	Bruce Stapleton (A)							Morgan Plus 8						
lap	Sect-1	Speed	Sect-2	Speed		Laptime	Pit	lap	Sect-1	Speed	Sect-2	Speed		Laptime	Pit
1	47.124	90.4	32.167	92.5		1:19.291		6	41.301	99.3	29.714	112.6		1:11.015	
2	43.252	98.5	30.287	107.1		1:13.539		7	41.303	106.0	29.509	110.0		1:10.812	
3	42.460	102.3	30.204	107.8		1:12.664		8	40.945	108.6	29.872	112.2		1:10.817	
4	42.234	104.7	29.809	107.8		1:12.043		9	41.042	110.4	28.904	110.0		1:09.946	
5	41.514	106.9	29.824	110.5		1:11.338		10	41.110	105.8	29.044	111.8		1:10.154	

5	Peter Shaw (C)							Lotus Elan S1						
lap	Sect-1	Speed	Sect-2	Speed		Laptime	Pit	lap	Sect-1	Speed	Sect-2	Speed		Laptime	Pit
1	44.969	109.7	29.000	110.2		1:13.969		6	40.488	117.7	27.765	113.2		1:08.253	
2	40.435	114.1	28.030	111.1		1:08.465		7	41.047	101.1	29.549	112.4		1:10.596	
3	40.100	117.1	27.938	111.8		1:08.038		8	40.124	117.7	27.891	112.8		1:08.015	
4	42.392	103.6	28.479	113.0		1:10.871		9	41.052	114.1	28.101	113.8		1:09.153	
5	40.617	115.5	28.329	107.5		1:08.946		10	40.071	116.1	27.667	113.4		1:07.738	

6	Johan Denekamp (B)							TVR Tuscan						
lap	Sect-1	Speed	Sect-2	Speed		Laptime	Pit	lap	Sect-1	Speed	Sect-2	Speed		Laptime	Pit
1	49.624	93.5	34.946	89.5		1:24.570		6	44.493	103.2	31.863	98.0		1:16.356	
2	47.151	98.7	32.415	93.3		1:19.566		7	45.116	102.8	31.369	98.0		1:16.485	
3	46.291	98.0	31.730	96.0		1:18.021		8	45.325	101.5	31.832	96.6		1:17.157	
4	44.992	102.9	31.326	97.3		1:16.318		9	45.940	97.3	32.179	95.6		1:18.119	
5	45.109	97.7	31.734	99.6		1:16.843		10							

7	Mike Leese (C)							Lotus Seven S2						
lap	Sect-1	Speed	Sect-2	Speed		Laptime	Pit	lap	Sect-1	Speed	Sect-2	Speed		Laptime	Pit
1	52.649	91.1	33.210	90.2		1:25.859		6	48.936	88.7	32.946	91.6		1:21.882	
2	49.853	93.1	32.977	93.0		1:22.830		7	47.722	89.5	31.446	96.6		1:19.168	
3	48.208	91.2	32.547	95.3		1:20.755		8	46.366	91.1	31.488	99.0		1:17.854	
4	47.254	86.8	32.175	95.9		1:19.429		9	46.795	90.7	31.438	88.3		1:18.233	
5	46.975	97.5	31.548	89.2		1:18.523		10							

8	Patrick Ward-Booth (C)							Ginetta G4						
lap	Sect-1	Speed	Sect-2	Speed		Laptime	Pit	lap	Sect-1	Speed	Sect-2	Speed		Laptime	Pit
1	45.491	96.6	30.049	101.6		1:15.540		6	42.003	110.2	28.908	97.4		1:10.911	
2	43.232	106.0	28.992	105.6		1:12.224		7	43.354	103.4	30.079	100.9		1:13.433	
3	42.667	103.9	29.137	106.8		1:11.804		8	43.113	105.0	28.954	105.6		1:12.067	
4	42.539	104.5	29.079	106.4		1:11.618		9	42.291	97.8	30.920	105.9		1:13.211	
5	42.730	107.7	28.847	107.8		1:11.577		10	41.690	109.3	28.622	107.5		1:10.312	

10	Ian Ross (E)							Ginetta G15						
lap	Sect-1	Speed	Sect-2	Speed		Laptime	Pit	lap	Sect-1	Speed	Sect-2	Speed		Laptime	Pit
1	52.402	84.4	35.737	92.1		1:28.139		6	48.479	94.7	33.342	92.8		1:21.821	
2	51.441	91.4	34.340	92.0		1:25.781		7	48.273	93.6	34.295	91.5		1:22.568	
3	48.535	93.7	33.898	92.9		1:22.433		8	47.845	97.5	33.818	91.1		1:21.663	
4	50.075	95.6	33.549	94.5		1:23.624		9	48.233	86.8	34.177	90.8		1:22.410	
5	47.317	95.3	34.144	91.6		1:21.461		10							

11	Larry Tucker (A)							Ford Shelby GT350R						
lap	Sect-1	Speed	Sect-2	Speed		Laptime	Pit	lap	Sect-1	Speed	Sect-2	Speed		Laptime	Pit
1	45.471	92.6	31.693	105.4		1:17.164		4	46.983	52.6	32.239	110.0		1:19.222	
2	42.220	110.9	29.943	109.8		1:12.163		5	48.398	47.1	32.034	108.3		1:20.432	
3	41.795	108.8	29.875	110.9		1:11.670		6	47.952	49.4				1:34.480	

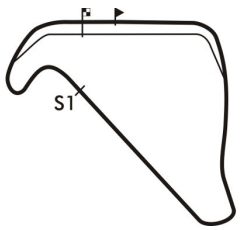

Session Start: 09:00:09 - Finish: 09:12:12
Weather/Track Conditions: Bright/Dry
Circuit: Silverstone National
Track Length: 2.638 Km - 1.6390 miles

Silverstone Finals Historic Race Meeting - 21 - 22 Oct 2017

HSCC Historic Road Sports supported by Witchampton Garage

Qualifying for Race 15 - Sector Analysis

16	Robert ROWE (C)							Lotus Elan S3							
lap	Sect-1	Speed	Sect-2	Speed		Laptime	Pit	lap	Sect-1	Speed	Sect-2	Speed		Laptime	Pit
1	45.871	96.8	32.503	96.7		1:18.374		6	42.476	108.1	29.077	107.8		1:11.553	
2	42.834	107.9	29.326	108.3		1:12.160		7	44.362	111.8	28.663	108.0		1:13.025	
3	42.104	110.2	28.799	107.6		1:10.903		8	42.126	112.6	28.716	108.0		1:10.842	
4	43.007	109.3	29.208	106.4		1:12.215		9	41.659	105.2				1:17.991	
5	41.744	112.8	28.742	107.3		1:10.486		10							

22	Tony Davis (E)							Austin Healey Sprite Mk1							
lap	Sect-1	Speed	Sect-2	Speed		Laptime	Pit	lap	Sect-1	Speed	Sect-2	Speed		Laptime	Pit
1	49.954	92.1	34.355			1:24.309		6	47.545	88.5	32.548	90.7		1:20.093	
2	47.705	95.3	32.870	90.7		1:20.575		7	49.458	90.0	32.218	90.7		1:21.676	
3	47.080	94.8	32.340	91.2		1:19.420		8	47.343	91.7	32.694			1:20.037	
4	47.129	94.5	32.356			1:19.485		9	47.706	93.2	32.352	90.8		1:20.058	
5	47.276	94.4	31.564	90.2		1:18.840		10							

23	Shaun Haddrell (E)							Turner Mk1							
lap	Sect-1	Speed	Sect-2	Speed		Laptime	Pit	lap	Sect-1	Speed	Sect-2	Speed		Laptime	Pit
1	50.285	88.1	34.185	90.2		1:24.470		5	44.015	106.7	30.460	101.5		1:14.475	
2	46.588	101.5	30.725	102.4		1:17.313		6	44.479	105.4	30.018	102.3		1:14.497	
3	44.235	106.2	30.185	102.4		1:14.420		7	47.575	82.1				1:32.660	
4	44.517	105.8	30.287	101.6		1:14.804		8	Out	98.3	31.173	100.9		2:16.995	P

26	John Davison (C)							Lotus Elan S1							
lap	Sect-1	Speed	Sect-2	Speed		Laptime	Pit	lap	Sect-1	Speed	Sect-2	Speed		Laptime	Pit
1	45.509	106.7	29.178	110.7		1:14.687		6	40.246	117.5	28.027	112.0		1:08.273	
2	40.165	116.9	27.604	112.0		1:07.769		7	41.753	98.4	28.892	112.0		1:10.645	
3	40.183	117.5	27.269	111.7		1:07.452		8	40.074	117.1	27.046	112.4		1:07.120	
4	39.906	117.5	27.387	112.6		1:07.293		9	39.592	117.3	27.180	113.0		1:06.772	
5	41.395	94.1	28.924	104.9		1:10.319		10	47.681	69.9				1:23.514	

28	Nick Smith (G)							MG B							
lap	Sect-1	Speed	Sect-2	Speed		Laptime	Pit	lap	Sect-1	Speed	Sect-2	Speed		Laptime	Pit
1	1:07.641	84.2	31.444	97.9		1:39.085		6	46.045	100.2	31.439	99.9		1:17.484	
2	45.260	98.0	31.219	98.5		1:16.479		7	44.743	104.7	30.973	98.5		1:15.716	
3	44.223	101.4	31.080	97.9		1:15.303		8	45.832	100.8	31.618	99.6		1:17.450	
4	45.285	99.3	31.480	97.1		1:16.765		9	44.581	101.2	31.149	99.5		1:15.730	
5	45.173	102.3	31.344	96.9		1:16.517		10							

30	Tim Pearce (A)							Morgan Plus 8							
lap	Sect-1	Speed	Sect-2	Speed		Laptime	Pit	lap	Sect-1	Speed	Sect-2	Speed		Laptime	Pit
1	44.073	102.3	30.161	106.6		1:14.234		6	41.973	103.2	29.264	105.2		1:11.237	
2	41.830	106.9	29.237	107.5		1:11.067		7	47.160	71.2				1:31.987	
3	41.979	108.4	28.927	106.9		1:10.906		8	Out	102.5	29.450	107.5		1:38.065	P
4	43.107	105.0	29.277	107.8		1:12.384		9	41.851	109.7	28.768	107.1		1:10.619	
5	44.842	84.6	30.262	105.9		1:15.104		10							

37	Mervyn Selwyn (C)							Lotus Elan S3							
lap	Sect-1	Speed	Sect-2	Speed		Laptime	Pit	lap	Sect-1	Speed	Sect-2	Speed		Laptime	Pit
1	49.475	86.9	32.896	101.0		1:22.371		6	44.265	95.6	30.594	104.4		1:14.859	
2	45.629	94.4	32.303	102.1		1:17.932		7	44.553	89.8	30.929	103.1		1:15.482	
3	45.625	93.6	31.184	104.7		1:16.809		8	44.211	98.4	32.676	97.1		1:16.887	
4	43.671	101.5	31.154	104.2		1:14.825		9	43.917	97.5	30.284	104.7		1:14.201	
5	45.600	92.7	31.476	104.9		1:17.076		10							

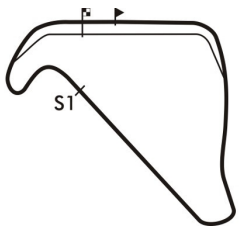

Session Start: 09:00:09 - Finish: 09:12:12
Weather/Track Conditions: Bright/Dry
Circuit: Silverstone National
Track Length: 2.638 Km - 1.6390 miles

Silverstone Finals Historic Race Meeting - 21 - 22 Oct 2017

HSCC Historic Road Sports supported by Witchampton Garage

Qualifying for Race 15 - Sector Analysis

42 Laurie Tucker (E) — MG Ashley GT

lap	Sect-1	Speed	Sect-2	Speed		Laptime	Pit	lap	Sect-1	Speed	Sect-2	Speed		Laptime	Pit
1	49.403	95.7	33.865	96.1		1:23.268		6	46.121	100.6	34.093	96.9		1:20.214	
2	46.804	99.0	32.763	96.1		1:19.567		7	46.202	101.8	31.469	98.2		1:17.671	
3	46.382	103.1	31.971	97.0		1:18.353		8	45.999	102.5	32.291	92.6		1:18.290	
4	46.166	100.3	32.857	97.0		1:19.023		9	45.585	101.8	31.651	98.0		1:17.236	
5	45.810	101.2	32.505	97.3		1:18.315		10							

51 Shad Eddin (C) — Ginetta G4

lap	Sect-1	Speed	Sect-2	Speed		Laptime	Pit	lap	Sect-1	Speed	Sect-2	Speed		Laptime	Pit
1						1:15.985		6						1:10.608	
2						1:11.087		7						1:24.988	
3						1:12.235		8						1:12.131	
4						1:11.168		9						1:11.062	
5						1:10.902		10						1:10.965	

55 Nick Savage (A) — Chevrolet Camaro

lap	Sect-1	Speed	Sect-2	Speed		Laptime	Pit	lap	Sect-1	Speed	Sect-2	Speed		Laptime	Pit
1	Out	92.2	31.785	103.9		1:15.657		4	43.655	105.8	31.350	108.3		1:15.005	
2	44.243	106.2	30.386	108.5		1:14.629		5	42.648	105.7	31.374	108.9		1:14.022	
3	43.693	96.7	31.637	105.2		1:15.330		6	43.515	106.7	30.743	101.3		1:14.258	

61 Paul Tooms (C) — Lotus Elan S1

lap	Sect-1	Speed	Sect-2	Speed		Laptime	Pit	lap	Sect-1	Speed	Sect-2	Speed		Laptime	Pit
1	45.249	100.9	29.736	109.8		1:14.985		6	40.666	112.6	28.590	111.1		1:09.256	
2	40.901	110.7	28.721	109.6		1:09.622		7	42.812	115.1	28.621	104.9		1:11.433	
3	41.581	111.3	28.048	110.5		1:09.629		8	40.726	115.5	28.409	111.3		1:09.135	
4	53.402	103.9	29.237	111.5		1:22.639		9	40.817	114.9	28.359	110.5		1:09.176	
5	43.011	113.6	28.331	110.5		1:11.342		10	40.554	114.9	28.160	111.5		1:08.714	

69 Andy Shepherd (C) — Lotus Seven S2

lap	Sect-1	Speed	Sect-2	Speed		Laptime	Pit	lap	Sect-1	Speed	Sect-2	Speed		Laptime	Pit
1	47.082	97.5	31.511	101.2		1:18.593		5	43.508	102.3	29.725	99.8		1:13.233	
2	44.002	100.6	29.739	101.8		1:13.741		6	44.317	98.1	31.031	99.6		1:15.348	
3	44.121	97.7	30.320	99.9		1:14.441		7	44.306	97.3				1:19.239	
4	45.140	99.9	29.882	99.8		1:15.022		8							

78 Jonathon Rushton (B) — Morgan Plus 4

lap	Sect-1	Speed	Sect-2	Speed		Laptime	Pit	lap	Sect-1	Speed	Sect-2	Speed		Laptime	Pit
1	49.981	90.7	33.356	97.0		1:23.337		6	44.330	100.9	30.521	98.6		1:14.851	
2	45.677	100.8	31.146	98.2		1:16.823		7	44.689	104.0	29.659	99.5		1:14.348	
3	44.679	102.0	31.027	98.2		1:15.706		8	44.135	103.2	29.684	100.6		1:13.819	
4	44.521	100.6	30.673	98.9		1:15.194		9	44.065	104.5	29.885	100.1		1:13.950	
5	44.153	101.4	30.372	98.6		1:14.525		10	44.433	103.4	30.255	100.1		1:14.688	

84 Ian Burford (C) — Ginetta G4

lap	Sect-1	Speed	Sect-2	Speed		Laptime	Pit	lap	Sect-1	Speed	Sect-2	Speed		Laptime	Pit
1	45.319	104.9	30.455	102.0		1:15.774		4	42.166	107.5	28.946	104.2		1:11.112	
2	42.567	106.5	29.151	104.1		1:11.718		5	42.944	84.6				1:23.768	
3	42.221	106.4	29.033	105.7		1:11.254		6							

88 Paul Brown (D) — MG B GT

lap	Sect-1	Speed	Sect-2	Speed		Laptime	Pit	lap	Sect-1	Speed	Sect-2	Speed		Laptime	Pit
1	51.894	74.6	36.544	85.5		1:28.438		6	46.890	98.3	32.764	94.5		1:19.654	
2	50.250	84.1	33.345			1:23.595		7	45.913	97.8	30.931	95.7		1:16.844	
3	45.995	91.2	32.481			1:18.476		8	45.337	99.0	30.701	96.4		1:16.038	
4	46.199	96.0	32.168	95.9		1:18.367		9	57.151	67.9				1:47.318	
5	45.717	95.1	31.737			1:17.454		10							

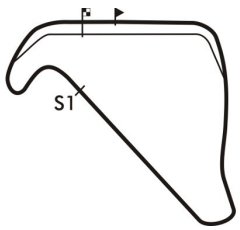

Session Start: 09:00:09 - Finish: 09:12:12
Weather/Track Conditions: Bright/Dry
Circuit: Silverstone National
Track Length: 2.638 Km - 1.6390 miles

Silverstone Finals Historic Race Meeting - 21 - 22 Oct 2017

HSCC Historic Road Sports supported by Witchampton Garage

Qualifying for Race 15 - Sector Analysis

91	Richard Owen (F)							Triumph TR2						
lap	Sect-1	Speed	Sect-2	Speed		Laptime	Pit	lap	Sect-1	Speed	Sect-2	Speed		Laptime	Pit
1	50.277	87.6	32.642	95.2		1:22.919		6	45.453	97.0	30.818	96.9		1:16.271	
2	46.337	97.8	31.240	97.1		1:17.577		7	45.618	91.6	32.126	95.5		1:17.744	
3	46.145	98.1	31.094	96.6		1:17.239		8	45.830	99.3	31.026	96.3		1:16.856	
4	45.496	100.3	30.726	97.4		1:16.222		9	45.940	99.1	31.035	96.1		1:16.975	
5	45.388	91.6	32.900	93.2		1:18.288		10							

98	Richard Plant (A)							Morgan Plus 8						
lap	Sect-1	Speed	Sect-2	Speed		Laptime	Pit	lap	Sect-1	Speed	Sect-2	Speed		Laptime	Pit
1	45.763	101.8	29.655	112.4		1:15.418		6	40.704	115.9	27.653	114.4		1:08.357	
2	41.018	114.5	28.736	110.9		1:09.754		7	40.362	111.5	28.351	114.0		1:08.713	
3	40.745	116.5	27.914	111.3		1:08.659		8	40.661	115.3	27.834	113.2		1:08.495	
4	40.599	112.8	28.189	113.2		1:08.788		9	40.783	113.6	28.103	116.0		1:08.886	
5	40.082	112.8	28.266	113.6		1:08.348		10	40.220	115.3	27.795	113.4		1:08.015	

99	Stephen Chapman (G)							Sunbeam Harrington						
lap	Sect-1	Speed	Sect-2	Speed		Laptime	Pit	lap	Sect-1	Speed	Sect-2	Speed		Laptime	Pit
1	51.319	89.7	34.496	86.0		1:25.815		6	49.645	87.8	34.670	88.0		1:24.315	
2	49.250	86.4	34.718	86.3		1:23.968		7	48.739	96.1	32.289	89.7		1:21.028	
3	49.097	92.1	33.129	89.7		1:22.226		8	48.541	91.1	33.003	90.8		1:21.544	
4	48.813	91.8	33.592	89.6		1:22.405		9	48.774	89.0	33.579	86.2		1:22.353	
5	49.010	92.4	33.091	86.5		1:22.101		10							

111	William Plant (A)							Morgan Plus 8						
lap	Sect-1	Speed	Sect-2	Speed		Laptime	Pit	lap	Sect-1	Speed	Sect-2	Speed		Laptime	Pit
1	45.496	101.4	29.727	113.6		1:15.223		7	40.760	116.1	27.736	114.2		1:08.496	
2	40.568	116.5	29.164	113.4		1:09.732		8	40.023	117.5	27.634	111.7		1:07.657	
3	39.883	116.5	27.730	114.0		1:07.613		9	40.681	115.5	28.101	113.6		1:08.782	
4	40.343	115.1	27.639	114.2		1:07.982		10	40.090	114.9	27.542	113.8		1:07.632	
5	40.624	114.7	28.129	113.2		1:08.753		11	43.527	102.0	29.203	110.9		1:12.730	
6	40.618	115.3	27.801	113.6		1:08.419		12							

177	Barry Davison (C)							Lotus Elan S3						
lap	Sect-1	Speed	Sect-2	Speed		Laptime	Pit	lap	Sect-1	Speed	Sect-2	Speed		Laptime	Pit
1	50.490	76.7	33.824	98.0		1:24.314		6	44.496	107.7	30.831	101.0		1:15.327	
2	52.623	90.0	32.138	100.9		1:24.761		7	43.687	108.1	30.081	100.9		1:13.768	
3	43.849	106.5	30.420	106.1		1:14.269		8	42.808	111.8	30.163	105.4		1:12.971	
4	43.632	105.7	30.742	102.8		1:14.374		9	42.036	114.7	28.977	107.3		1:11.013	
5	43.445	102.6	30.168	100.6		1:13.613		10							

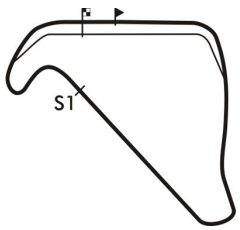

Session Start: 09:00:09 - Finish: 09:12:12
Weather/Track Conditions: Bright/Dry
Circuit: Silverstone National
Track Length: 2.638 Km - 1.6390 miles

Silverstone Finals Historic Race Meeting - 21 - 22 Oct 2017

HSCC Historic Road Sports supported by Witchampton Garage

Qualifying for Race 15 - Best Sector Times

	SECTOR 1			SECTOR 2		
	NO	TIME	LAP	NO	TIME	LAP
1	26	39.592	9	26	27.046	8
2	111	39.883	3	111	27.542	10
3	5	40.071	10	98	27.653	6
4	98	40.082	5	5	27.667	10
5	61	40.554	10	61	28.048	3
6	4	40.945	8	8	28.622	10
7	16	41.659	9	16	28.663	7
8	8	41.690	10	30	28.768	9
9	11	41.795	3	4	28.904	9
10	30	41.830	2	84	28.946	4
11	177	42.036	9	177	28.977	9
12	84	42.166	4	78	29.659	7
13	55	42.648	5	69	29.725	5
14	69	43.508	5	11	29.875	3
15	37	43.671	4	23	30.018	6
16	23	44.015	5	1	30.044	7
17	78	44.065	9	37	30.284	9
18	1	44.189	9	55	30.386	2
19	28	44.223	3	88	30.701	8
20	6	44.493	6	91	30.726	4
21	88	45.337	8	28	30.973	7
22	91	45.388	5	6	31.326	4
23	42	45.585	9	7	31.438	9
24	7	46.366	8	42	31.469	7
25	22	47.080	3	22	31.564	5
26	10	47.317	5	99	32.289	7
27	99	48.541	8	10	33.342	6
28	51			51		

IDEAL / BEST LAP COMPARISON

NO	NAME	BEST	IN	IDEAL	DIFF
26	John Davison	1:06.772	9	1:06.638	+0.134
111	William Plant	1:07.613	3	1:07.425	+0.188
5	Peter Shaw	1:07.738	10	1:07.738	+0.000
98	Richard Plant	1:08.015	10	1:07.735	+0.280
61	Paul Tooms	1:08.714	10	1:08.602	+0.112
4	Bruce Stapleton	1:09.946	9	1:09.849	+0.097
8	Patrick Ward-Booth	1:10.312	10	1:10.312	+0.000
16	Robert ROWE	1:10.486	5	1:10.322	+0.164
51	Shad Eddin	1:10.608	6		+
30	Tim Pearce	1:10.619	9	1:10.598	+0.021
177	Barry Davison	1:11.013	9	1:11.013	+0.000
84	Ian Burford	1:11.112	4	1:11.112	+0.000
11	Larry Tucker	1:11.670	3	1:11.670	+0.000
69	Andy Shepherd	1:13.233	5	1:13.233	+0.000
78	Jonathon Rushton	1:13.819	8	1:13.724	+0.095
55	Nick Savage	1:14.022	5	1:13.034	+0.988
37	Mervyn Selwyn	1:14.201	9	1:13.955	+0.246
23	Shaun Haddrell	1:14.420	3	1:14.033	+0.387
1	Dick Coffey	1:14.513	7	1:14.233	+0.280
28	Nick Smith	1:15.303	3	1:15.196	+0.107
88	Paul Brown	1:16.038	8	1:16.038	+0.000
91	Richard Owen	1:16.222	4	1:16.114	+0.108
6	Johan Denekamp	1:16.318	4	1:15.819	+0.499
42	Laurie Tucker	1:17.236	9	1:17.054	+0.182
7	Mike Leese	1:17.854	8	1:17.804	+0.050
22	Tony Davis	1:18.840	5	1:18.644	+0.196
99	Stephen Chapman	1:21.028	7	1:20.830	+0.198
10	Ian Ross	1:21.461	5	1:20.659	+0.802

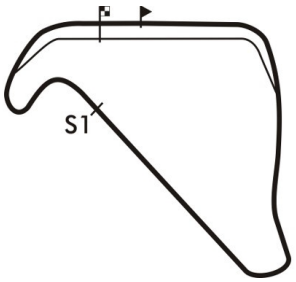

Session Start: 09:00:09 - Finish: 09:12:12
Weather/Track Conditions: Bright/Dry
Circuit: Silverstone National
Track Length: 2.638 Km - 1.6390 miles

Silverstone Finals Historic Race Meeting - 21 - 22 Oct 2017

HSCC Historic Road Sports supported by Witchampton Garage

Qualifying for Race 15 - Best Sector Speeds

	NO	SECTOR 1	MPH	NO	SECTOR 2	MPH
1	5	Peter Shaw	117.7	98	Richard Plant	116.0
2	26	John Davison	117.5	111	William Plant	114.2
3	111	William Plant	117.5	5	Peter Shaw	113.8
4	98	Richard Plant	116.5	26	John Davison	113.0
5	61	Paul Tooms	115.5	4	Bruce Stapleton	112.6
6	177	Barry Davison	114.7	61	Paul Tooms	111.5
7	16	Robert ROWE	112.8	11	Larry Tucker	110.9
8	11	Larry Tucker	110.9	55	Nick Savage	108.9
9	4	Bruce Stapleton	110.4	16	Robert ROWE	108.3
10	8	Patrick Ward-Booth	110.2	8	Patrick Ward-Booth	107.8
11	30	Tim Pearce	109.7	30	Tim Pearce	107.8
12	84	Ian Burford	107.5	177	Barry Davison	107.3
13	23	Shaun Haddrell	106.7	84	Ian Burford	105.7
14	55	Nick Savage	106.7	37	Mervyn Selwyn	104.9
15	28	Nick Smith	104.7	23	Shaun Haddrell	102.4
16	78	Jonathon Rushton	104.5	69	Andy Shepherd	101.8
17	6	Johan Denekamp	103.2	78	Jonathon Rushton	100.6
18	42	Laurie Tucker	103.1	28	Nick Smith	99.9
19	69	Andy Shepherd	102.3	6	Johan Denekamp	99.6
20	37	Mervyn Selwyn	101.5	7	Mike Leese	99.0
21	1	Dick Coffey	100.5	1	Dick Coffey	98.2
22	91	Richard Owen	100.3	42	Laurie Tucker	98.2
23	88	Paul Brown	99.0	91	Richard Owen	97.4
24	7	Mike Leese	97.5	88	Paul Brown	96.4
25	10	Ian Ross	97.5	10	Ian Ross	94.5
26	99	Stephen Chapman	96.1	22	Tony Davis	91.2
27	22	Tony Davis	95.3	99	Stephen Chapman	90.8
28	51	Shad Eddin	0.0	51	Shad Eddin	0.0

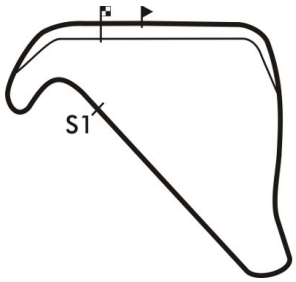

Session Start: 09:00:09 - Finish: 09:12:12
Weather/Track Conditions: Bright/Dry
Circuit: Silverstone National
Track Length: 2.638 Km - 1.6390 miles

Silverstone Finals Historic Race Meeting - 21 - 22 Oct 2017

HSCC Historic Road Sports supported by Witchampton Garage

Race 15 - Starting Grid

Sheet No:

Start Time : 14:15 - Heat Duration : 25 Minutes

ROW							
14	28	10	Ian Ross	27	99	Stephen Chapman
13	26	22	Tony Davis	25	7	Mike Leese
12	24	42	Laurie Tucker	23	6	Johan Denekamp
11	22	91	Richard Owen	21	88	Paul Brown
10	20	28	Nick Smith	19	1	Dick Coffey
9	18	23	Shaun Haddrell	17	37	Mervyn Selwyn
8	16	55	Nick Savage	15	78	Jonathon Rushton
7	14	69	Andy Shepherd	13	11	Larry Tucker
6	12	84	Ian Burford	11	177	Barry Davison
5	10	30	Tim Pearce	9	51	Shad Eddin
4	8	16	Robert ROWE	7	8	Patrick Ward-Booth
3	6	4	Bruce Stapleton	5	61	Paul Tooms
2	4	98	Richard Plant	3	5	Peter Shaw
1	2	111	William Plant	1	26	John Davison

Pole Left

Circuit: Silverstone National
Track Length: 2.638 Km - 1.6390 miles

These results are provisional until the conclusion of any judicial and technical matters.

Clerk of the Course:	Timekeeper:	Issued at:
Julian Floyd		

MST

Printed : 22-10-2017 - 09:18

Full results available at www.mstworld.com. Email: timing@mstworld.com

Silverstone Finals Historic Race Meeting - 21 - 22 Oct 2017

HSCC Historic Road Sports supported by Witchampton Garage

Race 15 - Classification

Sheet No:

POS	NO	DRIVER/S	CLASS	CLASS POS	CAR MAKE / MODEL	TIME	LAPS	GAP	DIFF	MPH	BEST	ON
1	111	William Plant	A	1	Morgan Plus 8	25:01.269	22	-- 22 laps		86.46	1:06.772	8
2	26	John Davison	C	1	Lotus Elan S1	25:01.898	22	0.629	0.629	86.43	1:06.780	8
3	98	Richard Plant	A	2	Morgan Plus 8	25:03.078	22	1.809	1.180	86.36	1:07.041	6
4	5	Peter Shaw	C	2	Lotus Elan S1	25:12.967	22	11.698	9.889	85.79	1:07.720	14
5	4	Bruce Stapleton	A	3	Morgan Plus 8	25:56.203	22	54.934	43.236	83.41	1:09.378	14
6	11	Larry Tucker	A	4	Ford Shelby GT350R	25:02.578	21	-- 21 laps	16.517	82.46	1:10.197	17
7	16	Robert ROWE	C	3	Lotus Elan S3	25:06.168	21	3.590	3.590	82.26	1:09.992	6
8	51	Shad Eddin	C	4	Ginetta G4	25:06.254	21	3.676	0.086	82.26	1:09.745	14
9	30	Tim Pearce	A	5	Morgan Plus 8	25:12.194	21	9.616	5.940	81.93	1:10.403	19
10	8	Patrick Ward-Booth	C	5	Ginetta G4	25:14.445	21	11.867	2.251	81.82	1:10.668	19
11	84	Ian Burford	C	6	Ginetta G4	25:22.730	21	20.152	8.285	81.37	1:10.723	13
12	23	Shaun Haddrell	E	1	Turner Mk1	25:49.849	21	47.271	27.119	79.95	1:12.677	17
13	55	Nick Savage	A	6	Chevrolet Camaro	25:57.053	21	54.475	7.204	79.57	1:12.251	18
14	78	Jonathon Rushton	B	1	Morgan Plus 4	26:14.782	21	1:12.204	17.729	78.68	1:13.322	10
15	1	Dick Coffey	E	2	Turner Mk1	25:06.031	20	-- 20 laps	8.023	78.35	1:13.967	18
16	37	Mervyn Selwyn	C	7	Lotus Elan S3	25:11.448	20	5.417	5.417	78.08	1:13.835	15
17	6	Johan Denekamp	B	2	TVR Tuscan	25:12.902	20	6.871	1.454	78.00	1:14.063	20
18	7	Mike Leese	C	8	Lotus Seven S2	25:13.067	20	7.036	0.165	77.99	1:13.118	14
19	28	Nick Smith	G	1	MG B	25:15.980	20	9.949	2.913	77.84	1:14.342	13
20	91	Richard Owen	F	1	Triumph TR2	25:36.962	20	30.931	20.982	76.78	1:15.257	11
21	42	Laurie Tucker	E	3	MG Ashley GT	25:48.941	20	42.910	11.979	76.18	1:15.470	5
22	88	Paul Brown	D	1	MG B GT	26:11.845	20	1:05.814	22.904	75.07	1:16.525	6
23	10	Ian Ross	E	4	Ginetta G15	25:34.172	19	-- 19 laps	40.971	73.07	1:18.737	10
24	99	Stephen Chapman	G	2	Sunbeam Harrington	25:39.498	19	5.326	5.326	72.82	1:19.062	15
25	22	Tony Davis	E	5	Austin Healey Sprite	25:40.391	19	6.219	0.893	72.77	1:19.097	15
		---------- NOT CLASSIFIED ----------										
DNF	61	Paul Tooms	C		Lotus Elan S1	17:30.045	15	-- 15 laps		84.28	1:08.227	2

---------- FASTEST LAP SUMMARY ----------

NO	DRIVER/S	CLASS	CAR MAKE / MODEL	FASTEST LAP	ON	MPH
111	William Plant	A	Morgan Plus 8	1:06.772	8	88.37
26	John Davison	C	Lotus Elan S1	1:06.780	8	88.36
23	Shaun Haddrell	E	Turner Mk1	1:12.677	17	81.19
78	Jonathon Rushton	B	Morgan Plus 4	1:13.322	10	80.47
28	Nick Smith	G	MG B	1:14.342	13	79.37
91	Richard Owen	F	Triumph TR2	1:15.257	11	78.40
88	Paul Brown	D	MG B GT	1:16.525	6	77.10

Cars 69, 177 retired on lap 1, original start, causing a red flag.

Session Start: 14:31:15 - Finish: 14:56:13
Weather/Track Conditions: Sun/Dry
Circuit: Silverstone National
Track Length: 2.638 Km - 1.6390 miles

These results are provisional until the conclusion of any judicial and technical matters.

Clerk of the Course:	Timekeeper:	Issued at:
Julian Floyd		

MST

Printed : 22-10-2017 - 14:57

Full results available at www.mstworld.com. Email: timing@mstworld.com

Silverstone Finals Historic Race Meeting - 21 - 22 Oct 2017

HSCC Historic Road Sports supported by Witchampton Garage

Race 15 - Sector Analysis

1	Dick Coffey (E)							Turner Mk1							
lap	Sect-1	Speed	Sect-2	Speed		Laptime	Pit	lap	Sect-1	Speed	Sect-2	Speed		Laptime	Pit
1		102.3	31.098	98.2		1:22.780		11	44.041	99.3	31.239	96.9		1:15.280	
2	44.946	100.8	30.864	97.4		1:15.810		12	44.197	97.4	30.619	96.3		1:14.816	
3	44.281	100.5	30.665	98.3		1:14.946		13	44.061	100.0	30.343	97.6		1:14.404	
4	44.435	100.2	30.450	97.9		1:14.885		14	44.648	100.0	30.352	96.7		1:15.000	
5	43.778	99.4	30.623	97.7		1:14.401		15	44.510	100.5	32.172	96.1		1:16.682	
6	44.045	100.2	30.787	97.1		1:14.832		16	44.004	100.6	30.036	98.0		1:14.040	
7	44.257	99.6	30.665	97.1		1:14.922		17	44.377	98.0	30.054	97.4		1:14.431	
8	44.086	100.2	30.764	96.3		1:14.850		18	43.693	100.0	30.274	97.3		1:13.967	
9	44.336	96.8	30.741	97.1		1:15.077		19	44.079	99.0	30.702	95.6		1:14.781	
10	44.179	99.3	30.963	94.5		1:15.142		20	44.694	98.3	30.291	98.2		1:14.985	

4	Bruce Stapleton (A)							Morgan Plus 8							
lap	Sect-1	Speed	Sect-2	Speed		Laptime	Pit	lap	Sect-1	Speed	Sect-2	Speed		Laptime	Pit
1		104.0	29.884	109.2		1:16.634		12	41.084	107.9	28.974	107.1		1:10.058	
2	41.158	111.3	29.072	110.0		1:10.230		13	41.107	114.3	28.855	110.9		1:09.962	
3	41.161	106.9	29.560	112.2		1:10.721		14	40.676	115.1	28.702	109.4		1:09.378	
4	41.032	103.9	29.729	109.6		1:10.761		15	41.812	113.2	29.453	104.7		1:11.265	
5	42.369	104.4	29.095	109.8		1:11.464		16	41.384	111.1	29.905	108.7		1:11.289	
6	41.482	112.4	29.069	110.9		1:10.551		17	41.067	110.2	29.961	107.1		1:11.028	
7	40.965	103.7	29.051	109.2		1:10.016		18	42.039	111.5	29.197	110.2		1:11.236	
8	40.959	114.1	29.359	107.8		1:10.318		19	40.971	109.8	29.114	107.6		1:10.085	
9	40.807	110.4	29.388	109.2		1:10.195		20	41.594	114.5	28.760	111.1		1:10.354	
10	41.251	106.2	29.115	109.4		1:10.366		21	41.319	115.3	29.137	110.5		1:10.456	
11	40.825	113.7	28.869	111.3		1:09.694		22	40.886	113.4	29.256	107.6		1:10.142	

5	Peter Shaw (C)							Lotus Elan S1							
lap	Sect-1	Speed	Sect-2	Speed		Laptime	Pit	lap	Sect-1	Speed	Sect-2	Speed		Laptime	Pit
1		116.7	27.956	110.2		1:12.203		12	40.275	116.5	27.731	110.7		1:08.006	
2	40.217	114.7	28.085	110.2		1:08.302		13	40.908	113.6	28.425	110.7		1:09.333	
3	40.198	115.3	28.155	112.0		1:08.353		14	39.995	116.5	27.725	111.3		1:07.720	
4	40.181	116.1	27.865	111.1		1:08.046		15	40.387	117.1	27.747	110.7		1:08.134	
5	40.450	116.1	27.977	111.1		1:08.427		16	40.217	116.9	28.039	109.6		1:08.256	
6	40.135	116.3	28.238	110.0		1:08.373		17	40.410	116.3	27.784	111.8		1:08.194	
7	40.349	114.9	28.566	112.2		1:08.915		18	41.050	117.5	27.945	110.9		1:08.995	
8	40.248	116.3	27.940	113.2		1:08.188		19	40.376	117.5	28.024	111.3		1:08.400	
9	40.768	118.8	27.770	111.3		1:08.538		20	40.608	116.9	28.594	110.5		1:09.202	
10	40.975	108.1	28.077	110.7		1:09.052		21	40.332	116.5	28.787	113.4		1:09.119	
11	40.283	116.7	28.183	110.9		1:08.466		22	42.452	116.9	28.293	105.1		1:10.745	

6	Johan Denekamp (B)							TVR Tuscan							
lap	Sect-1	Speed	Sect-2	Speed		Laptime	Pit	lap	Sect-1	Speed	Sect-2	Speed		Laptime	Pit
1		97.8	31.775	96.7		1:25.325		11	43.657	104.5	30.753	98.0		1:14.410	
2	44.679	102.1	31.570	94.5		1:16.249		12	43.625	106.2	30.570	97.7		1:14.195	
3	45.232	103.2	31.618	96.9		1:16.850		13	43.920	105.7	30.807	97.4		1:14.727	
4	44.425	103.9	31.342	98.3		1:15.767		14	44.257	107.7	30.865	98.2		1:15.122	
5	44.004	104.7	31.006	98.0		1:15.010		15	43.717	105.5	30.861	98.9		1:14.578	
6	44.343	101.4	31.650	97.3		1:15.993		16	44.154	104.5	30.911	96.0		1:15.065	
7	44.594	104.4	30.808	98.0		1:15.402		17	44.502	105.5	30.744	95.7		1:15.246	
8	44.184	106.0	30.708	97.6		1:14.892		18	43.835	105.0	30.435	98.7		1:14.270	
9	44.645	100.8	31.088	96.4		1:15.733		19	43.679	105.0	31.125	99.2		1:14.804	
10	44.508	103.2	30.693	98.5		1:15.201		20	43.186	106.0	30.877	99.6		1:14.063	

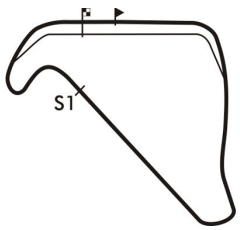

Session Start: 14:31:15 - Finish: 14:56:13
Weather/Track Conditions: Sun/Dry
Circuit: Silverstone National
Track Length: 2.638 Km - 1.6390 miles

Silverstone Finals Historic Race Meeting - 21 - 22 Oct 2017

HSCC Historic Road Sports supported by Witchampton Garage

Race 15 - Sector Analysis

7	Mike Leese (C)							Lotus Seven S2						
lap	Sect-1	Speed	Sect-2	Speed		Laptime	Pit	lap	Sect-1	Speed	Sect-2	Speed		Laptime	Pit
1		95.2	31.675	93.8		1:27.132		11	44.525	95.3	30.169	98.9		1:14.694	
2	45.978	97.4	30.976	95.5		1:16.954		12	44.267	96.3	29.746	99.5		1:14.013	
3	46.126	92.2	30.829	96.4		1:16.955		13	44.460	99.3	29.312	100.6		1:13.772	
4	45.496	94.1	31.128	93.8		1:16.624		14	43.636	100.9	29.482	97.9		1:13.118	
5	45.588	97.8	30.371	98.0		1:15.959		15	44.303	100.0	30.547	95.3		1:14.850	
6	45.245	96.1	30.449	98.9		1:15.694		16	43.836	99.1	30.201	95.6		1:14.037	
7	44.845	96.7	30.171	97.9		1:15.016		17	45.259	101.5	30.221	98.9		1:15.480	
8	44.792	97.3	30.821	94.4		1:15.613		18	44.064	102.0	29.784	97.7		1:13.848	
9	45.332	96.8	30.032	98.7		1:15.364		19	44.518	103.2	30.368	98.7		1:14.886	
10	45.052	95.7	30.075	98.9		1:15.127		20	43.805	101.4	30.126	97.0		1:13.931	

8	Patrick Ward-Booth (C)							Ginetta G4						
lap	Sect-1	Speed	Sect-2	Speed		Laptime	Pit	lap	Sect-1	Speed	Sect-2	Speed		Laptime	Pit
1		104.4	29.511	106.1		1:17.468		12	42.398	104.5	28.826	103.6		1:11.224	
2	43.339	101.7	29.268	103.7		1:12.607		13	41.945	105.7	29.110	104.2		1:11.055	
3	42.944	104.2	28.775	104.4		1:11.719		14	43.022	106.7	28.578	107.1		1:11.600	
4	42.420	104.2	29.399	105.6		1:11.819		15	42.084	105.0	29.113	106.4		1:11.197	
5	42.826	105.5	29.112	105.9		1:11.938		16	41.772	101.5	29.177	102.0		1:10.949	
6	42.915	98.0	29.638	106.6		1:12.553		17	42.395	105.4	28.818	107.6		1:11.213	
7	43.719	102.1	29.378	105.9		1:13.097		18	41.587	103.9	30.731	97.9		1:12.318	
8	42.457	107.7	28.776	106.2		1:11.233		19	41.851	104.2	28.817	108.2		1:10.668	
9	42.711	99.9	30.233	105.1		1:12.944		20	42.007	112.0	28.721	107.5		1:10.728	
10	43.201	98.7	29.447	106.4		1:12.648		21	43.137	108.9	29.312	102.8		1:12.449	
11	43.421	96.1	29.597	103.2		1:13.018		22							

10	Ian Ross (E)							Ginetta G15						
lap	Sect-1	Speed	Sect-2	Speed		Laptime	Pit	lap	Sect-1	Speed	Sect-2	Speed		Laptime	Pit
1		95.9	33.456	93.0		1:30.088		11	46.381	94.8	33.379	90.6		1:19.760	
2	47.049	95.7	33.667	93.8		1:20.716		12	48.301	96.0	34.280	93.4		1:22.581	
3	46.959	94.8	32.918	94.2		1:19.877		13	46.778	96.8	33.200	92.5		1:19.978	
4	46.690	93.1	33.245	92.6		1:19.935		14	46.944	96.6	33.830	90.8		1:20.774	
5	47.105	96.6	32.698	93.7		1:19.803		15	46.647	97.1	33.275	93.0		1:19.922	
6	47.465	97.4	33.156	91.1		1:20.621		16	47.359	99.4	32.595	93.3		1:19.954	
7	46.778	96.3	33.402	89.8		1:20.180		17	47.384	96.1	33.312	94.2		1:20.696	
8	47.133	96.0	33.446	92.0		1:20.579		18	46.995	96.1	32.787	92.9		1:19.782	
9	46.595	95.9	33.684	94.2		1:20.279		19	46.391	94.0	33.519	91.0		1:19.910	
10	45.821	95.6	32.916	92.5		1:18.737		20							

11	Larry Tucker (A)							Ford Shelby GT350R						
lap	Sect-1	Speed	Sect-2	Speed		Laptime	Pit	lap	Sect-1	Speed	Sect-2	Speed		Laptime	Pit
1		106.2	30.260	109.6		1:19.024		12	41.756	113.6	29.050	110.0		1:10.806	
2	42.192	106.9	29.904	109.6		1:12.096		13	41.547	113.9	29.531	108.9		1:11.078	
3	42.261	115.5	29.951	108.0		1:12.212		14	41.142	120.1	29.423	110.2		1:10.565	
4	42.199	110.4	29.708	110.5		1:11.907		15	40.976	115.1	29.578	110.9		1:10.554	
5	42.042	104.5	30.041	106.4		1:12.083		16	41.443	113.9	29.327	109.6		1:10.770	
6	41.668	96.7	29.547	112.6		1:11.215		17	41.212	122.0	28.985	112.0		1:10.197	
7	41.674	121.1	28.839	111.8		1:10.513		18	42.885	119.2	29.819	104.6		1:12.704	
8	41.531	117.9	29.124	109.8		1:10.655		19	40.988	108.6	29.584	106.8		1:10.572	
9	41.107	113.9	29.770	111.3		1:10.877		20	42.080	103.2	29.257	109.2		1:11.337	
10	40.999	118.4	29.537	110.3		1:10.536		21	40.887	116.9	30.340	110.3		1:11.227	
11	42.059	116.5	29.591	109.4		1:11.650		22							

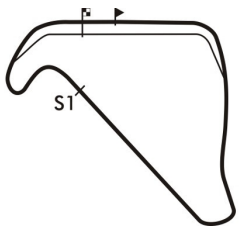

Session Start: 14:31:15 - Finish: 14:56:13
Weather/Track Conditions: Sun/Dry
Circuit: Silverstone National
Track Length: 2.638 Km - 1.6390 miles

Silverstone Finals Historic Race Meeting - 21 - 22 Oct 2017

HSCC Historic Road Sports supported by Witchampton Garage

Race 15 - Sector Analysis

16	Robert ROWE (C)							Lotus Elan S3							
lap	Sect-1	Speed	Sect-2	Speed		Laptime	Pit	lap	Sect-1	Speed	Sect-2	Speed		Laptime	Pit
1		104.5	30.473	104.4		1:23.525		12	41.436	111.3	28.929	107.1		1:10.365	
2	42.545	108.4	30.764	104.7		1:13.309		13	42.149	109.8	29.005	107.5		1:11.154	
3	43.742	104.4	29.089	106.2		1:12.831		14	41.498	104.5	28.851	106.6		1:10.349	
4	41.465	110.0	29.359	107.1		1:10.824		15	41.989	113.4	28.658	107.8		1:10.647	
5	41.786	113.0	28.929	106.9		1:10.715		16	41.829	112.4	28.500	107.6		1:10.329	
6	41.394	109.3	28.598	108.9		1:09.992		17	41.732	110.4	28.779	106.9		1:10.511	
7	41.463	107.9	29.204	108.7		1:10.667		18	41.578	112.4	28.908	107.1		1:10.486	
8	42.257	109.5	29.088	106.6		1:11.345		19	41.372	110.6	28.695	107.5		1:10.067	
9	41.926	102.5	29.681	105.7		1:11.607		20	43.484	106.7	31.313	98.9		1:14.797	
10	42.257	113.2	28.793	107.1		1:11.050		21	42.042	113.0	29.117	103.7		1:11.159	
11	41.535	111.7	28.904	107.5		1:10.439		22							

22	Tony Davis (E)							Austin Healey Sprite Mk1							
lap	Sect-1	Speed	Sect-2	Speed		Laptime	Pit	lap	Sect-1	Speed	Sect-2	Speed		Laptime	Pit
1		93.3	32.841			1:28.910		11	50.124	87.8	32.990	87.8		1:23.114	
2	48.615	89.2	33.848			1:22.463		12	47.470	93.2	32.856	89.5		1:20.326	
3	48.274	90.3	33.211			1:21.485		13	47.774	94.5	32.403			1:20.177	
4	47.543	91.6	32.672	88.0		1:20.215		14	47.226	93.1	32.866	88.9		1:20.092	
5	47.068	93.3	32.684			1:19.752		15	47.007	94.5	32.090			1:19.097	
6	48.783	90.9	32.519			1:21.302		16	47.852	91.4	33.620	89.2		1:21.472	
7	47.449	93.5	32.694	90.5		1:20.143		17	47.551	94.7	32.171			1:19.722	
8	47.118	92.3	32.454	90.6		1:19.572		18	47.179	94.9	32.576	90.0		1:19.755	
9	50.320	90.8	32.678			1:22.998		19	47.102	95.2	32.063			1:19.165	
10	47.959	93.5	32.672			1:20.631		20							

23	Shaun Haddrell (E)							Turner Mk1							
lap	Sect-1	Speed	Sect-2	Speed		Laptime	Pit	lap	Sect-1	Speed	Sect-2	Speed		Laptime	Pit
1		106.0	30.256	102.6		1:20.826		12	43.813	104.5	30.060	99.8		1:13.873	
2	43.487	103.4	29.610	103.9		1:13.097		13	43.583	107.0	29.606	103.7		1:13.189	
3	43.294	107.0	29.903	98.2		1:13.197		14	43.078	106.4	29.620	102.3		1:12.698	
4	44.108	103.9	30.157	103.6		1:14.265		15	43.015	105.8	29.964	102.3		1:12.979	
5	43.199	105.2	29.743	101.3		1:12.942		16	42.847	106.4	30.043	102.9		1:12.890	
6	43.344	104.5	29.579	103.1		1:12.923		17	42.965	106.9	29.712	101.5		1:12.677	
7	43.147	105.5	29.665	101.5		1:12.812		18	43.994	106.0	30.387	102.6		1:14.381	
8	43.717	105.2	30.214	102.3		1:13.931		19	43.692	105.8	30.090	102.3		1:13.782	
9	43.813	103.9	30.351	101.5		1:14.164		20	43.462	104.9	30.349	102.9		1:13.811	
10	43.799	104.5	30.591	101.6		1:14.390		21	43.203	106.9	29.614	103.1		1:12.817	
11	43.785	105.7	30.420	97.4		1:14.205		22							

26	John Davison (C)							Lotus Elan S1							
lap	Sect-1	Speed	Sect-2	Speed		Laptime	Pit	lap	Sect-1	Speed	Sect-2	Speed		Laptime	Pit
1		113.4	28.330	110.3		1:12.399		12	40.153	116.1	27.981	111.8		1:08.134	
2	40.323	116.5	28.130	112.4		1:08.453		13	41.301	117.3	27.562	113.0		1:08.863	
3	39.969	117.9	27.579	111.7		1:07.548		14	40.829	116.5	27.616	114.0		1:08.445	
4	40.040	115.3	34.446	111.3		1:14.486		15	39.839	119.2	27.805	113.4		1:07.644	
5	39.740	117.3	27.169	112.4		1:06.909		16	39.977	118.4	27.735	113.2		1:07.712	
6	39.246	117.5	28.009	113.8		1:07.255		17	39.438	120.3	27.624	113.0		1:07.062	
7	40.227	119.0	27.200	113.4		1:07.427		18	40.267	116.9	27.518	113.2		1:07.785	
8	39.373	119.2	27.407	113.6		1:06.780		19	39.625	114.9	28.470	111.1		1:08.095	
9	40.779	118.6	27.619	111.3		1:08.398		20	40.237	118.4	27.373	112.8		1:07.610	
10	40.373	116.7	27.397	113.2		1:07.770		21	40.405	115.9	28.303	111.8		1:08.708	
11	39.451	117.1	28.047	108.5		1:07.498		22	39.615	119.4	27.302	112.8		1:06.917	

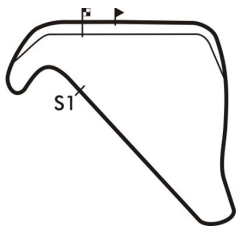

Session Start: 14:31:15 - Finish: 14:56:13
Weather/Track Conditions: Sun/Dry
Circuit: Silverstone National
Track Length: 2.638 Km - 1.6390 miles

Silverstone Finals Historic Race Meeting - 21 - 22 Oct 2017

HSCC Historic Road Sports supported by Witchampton Garage

Race 15 - Sector Analysis

28	Nick Smith (G)							MG B						
lap	Sect-1	Speed	Sect-2	Speed		Laptime	Pit	lap	Sect-1	Speed	Sect-2	Speed		Laptime	Pit
1		100.2	31.851	96.9		1:25.567		11	43.705	105.2	30.671	99.8		1:14.376	
2	45.191	103.2	31.069	99.2		1:16.260		12	44.134	105.0	30.450	98.7		1:14.584	
3	45.091	98.8	31.663	98.2		1:16.754		13	44.094	105.0	30.248	98.9		1:14.342	
4	45.431	103.1	30.778	97.7		1:16.209		14	44.120	104.0	31.152	98.0		1:15.272	
5	44.554	104.4	30.712	98.6		1:15.266		15	44.398	104.4	30.376	98.7		1:14.774	
6	44.850	102.6	30.468	99.6		1:15.318		16	44.486	104.9	30.138	98.9		1:14.624	
7	44.584	100.8	30.861	98.0		1:15.445		17	44.582	105.0	31.540	98.6		1:16.122	
8	44.567	104.2	30.467	98.9		1:15.034		18	44.602	102.8	30.091	99.6		1:14.693	
9	44.497	102.5	31.035	94.1		1:15.532		19	44.597	104.4	30.339	99.8		1:14.936	
10	44.762	101.4	30.697	98.7		1:15.459		20	45.027	104.2	30.386	98.9		1:15.413	

30	Tim Pearce (A)							Morgan Plus 8						
lap	Sect-1	Speed	Sect-2	Speed		Laptime	Pit	lap	Sect-1	Speed	Sect-2	Speed		Laptime	Pit
1		103.2	29.880	105.6		1:20.288		12	42.388	106.0	28.683	105.6		1:11.071	
2	42.933	105.8	29.407	105.2		1:12.340		13	42.327	105.5	29.356	105.7		1:11.683	
3	42.600	104.4	29.567	105.7		1:12.167		14	42.097	105.4	28.799	105.6		1:10.896	
4	42.210	105.4	29.091	106.8		1:11.301		15	42.137	108.1	29.220	105.4		1:11.357	
5	42.505	102.5	29.288	107.3		1:11.793		16	41.979	108.6	29.105	106.8		1:11.084	
6	42.333	105.0	28.967	107.6		1:11.300		17	41.993	107.2	28.773	106.1		1:10.766	
7	42.807	97.8	29.646	105.7		1:12.453		18	42.678	101.5	29.462	106.4		1:12.140	
8	42.666	106.2	28.970	106.2		1:11.636		19	41.968	109.5	28.435	106.9		1:10.403	
9	42.436	103.4	30.207	105.4		1:12.643		20	42.525	106.0	28.793	102.6		1:11.318	
10	43.062	99.1	29.848	105.6		1:12.910		21	42.274	106.2	29.238	105.2		1:11.512	
11	42.203	105.7	28.930	105.9		1:11.133		22							

37	Mervyn Selwyn (C)							Lotus Elan S3						
lap	Sect-1	Speed	Sect-2	Speed		Laptime	Pit	lap	Sect-1	Speed	Sect-2	Speed		Laptime	Pit
1		88.5	31.133	103.9		1:23.394		11	44.049	98.5	31.125	97.7		1:15.174	
2	44.761	94.3	30.951	101.6		1:15.712		12	44.682	95.9	30.241	101.2		1:14.923	
3	44.414	97.5	30.984	98.7		1:15.398		13	43.984	92.1	30.753	102.6		1:14.737	
4	44.098	100.2	30.372	100.6		1:14.470		14	44.377	99.0	30.156	102.1		1:14.533	
5	43.699	97.4	30.486	98.6		1:14.185		15	43.024	101.7	30.811	97.1		1:13.835	
6	44.197	95.9	30.747	97.7		1:14.944		16	44.994	102.8	30.202	104.1		1:15.196	
7	44.493	97.3	30.852	99.9		1:15.345		17	46.853	94.4	31.110	100.3		1:17.963	
8	44.055	98.7	30.823	105.2		1:14.878		18	44.238	100.8	30.837	104.2		1:15.075	
9	44.027	96.4	30.707	103.4		1:14.734		19	45.015	96.7	32.805	98.2		1:17.820	
10	44.235	94.7	30.746	100.7		1:14.981		20	43.823	102.3	30.328	102.9		1:14.151	

42	Laurie Tucker (E)							MG Ashley GT						
lap	Sect-1	Speed	Sect-2	Speed		Laptime	Pit	lap	Sect-1	Speed	Sect-2	Speed		Laptime	Pit
1		97.0	33.304	95.3		1:30.407		11	46.216	99.6	31.440	96.7		1:17.656	
2	47.074	97.5	31.535	96.4		1:18.609		12	45.163	99.6	31.292	96.1		1:16.455	
3	45.056	99.6	31.245	97.3		1:16.301		13	45.564	100.6	31.445	95.9		1:17.009	
4	45.383	100.5	30.854	96.9		1:16.237		14	45.121	103.1	32.115	97.6		1:17.236	
5	44.518	102.6	30.952	98.5		1:15.470		15	44.690	100.6	32.958	96.4		1:17.648	
6	44.963	101.1	31.209	98.2		1:16.172		16	45.449	101.8	31.036	96.6		1:16.485	
7	44.550	98.7	31.212	98.0		1:15.762		17	45.059	100.8	30.930	96.7		1:15.989	
8	46.290	102.8	31.026	97.0		1:17.316		18	45.745	100.6	31.561	96.0		1:17.306	
9	45.656	99.6	31.314	96.4		1:16.970		19	45.107	100.2	31.377	96.7		1:16.484	
10	45.261	99.9	31.486	97.0		1:16.747		20	45.415	99.9	31.267	96.3		1:16.682	

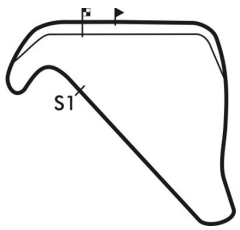

Session Start: 14:31:15 - Finish: 14:56:13
Weather/Track Conditions: Sun/Dry
Circuit: Silverstone National
Track Length: 2.638 Km - 1.6390 miles

Silverstone Finals Historic Race Meeting - 21 - 22 Oct 2017

HSCC Historic Road Sports supported by Witchampton Garage

Race 15 - Sector Analysis

51	Shad Eddin (C)							Ginetta G4							
lap	Sect-1	Speed	Sect-2	Speed		Laptime	Pit	lap	Sect-1	Speed	Sect-2	Speed		Laptime	Pit
1		96.8	31.065	103.2		1:29.319		12	42.459	110.7	28.882	106.2		1:11.341	
2	42.989	108.1	29.477	105.4		1:12.466		13	41.386	108.8	28.570	106.4		1:09.956	
3	42.610	104.9	29.759	106.1		1:12.369		14	41.439	109.3	28.306	107.1		1:09.745	
4	42.330	108.9	28.946	106.9		1:11.276		15	41.375	110.0	28.798	106.6		1:10.173	
5	42.226	108.9	28.389	107.6		1:10.615		16	42.004	108.4	28.927	106.4		1:10.931	
6	41.617	108.6	28.899	106.1		1:10.516		17	41.494	109.5	28.886	107.1		1:10.380	
7	41.744	107.9	28.833	105.4		1:10.577		18	42.363	109.7	28.660	106.6		1:11.023	
8	41.903	107.2	28.959	106.1		1:10.862		19	41.528	107.5	28.879	106.8		1:10.407	
9	41.632	108.2	28.449	106.9		1:10.081		20	41.932	108.4	29.570	106.9		1:11.502	
10	41.781	107.9	29.694	108.3		1:11.475		21	41.969	110.7	28.713	106.4		1:10.682	
11	41.836	107.4	28.722	109.6		1:10.558		22							

55	Nick Savage (A)							Chevrolet Camaro							
lap	Sect-1	Speed	Sect-2	Speed		Laptime	Pit	lap	Sect-1	Speed	Sect-2	Speed		Laptime	Pit
1		107.9	30.359	106.4		1:22.056		12	43.471	110.9	30.728	109.2		1:14.199	
2	43.627	108.2	30.895	104.7		1:14.522		13	42.633	111.3	30.825	103.9		1:13.458	
3	44.351	100.2	30.871	108.7		1:15.222		14	43.618	113.0	30.294	107.3		1:13.912	
4	43.309	114.3	29.894	108.9		1:13.203		15	43.485	105.7	30.510	104.4		1:13.995	
5	43.583	112.4	30.349	108.7		1:13.932		16	42.928	114.3	29.870	108.2		1:12.798	
6	42.989	104.2	30.453	109.6		1:13.442		17	42.532	112.0	29.955	108.0		1:12.487	
7	42.741	116.5	30.006	104.9		1:12.747		18	42.288	112.0	29.963	104.6		1:12.251	
8	42.881	112.6	30.599	107.5		1:13.480		19	44.279	111.1	30.048	107.1		1:14.327	
9	45.430	99.9	30.364	107.1		1:15.794		20	43.145	107.5	30.312	107.5		1:13.457	
10	43.100	112.2	30.186	107.5		1:13.286		21	44.500	98.1	30.553	109.2		1:15.053	
11	42.929	108.2	30.503	108.9		1:13.432		22							

61	Paul Tooms (C)							Lotus Elan S1							
lap	Sect-1	Speed	Sect-2	Speed		Laptime	Pit	lap	Sect-1	Speed	Sect-2	Speed		Laptime	Pit
1		115.7	28.776	110.7		1:13.819		9	40.702	115.3	28.079	110.5		1:08.781	
2	40.087	117.7	28.140	110.2		1:08.227		10	41.538	113.9	28.242	111.1		1:09.780	
3	40.269	111.8	28.399	110.7		1:08.668		11	40.945	116.5	28.339	110.5		1:09.284	
4	40.570	115.5	28.489	112.6		1:09.059		12	40.815	115.3	28.791	110.3		1:09.606	
5	39.996	113.7	28.802	112.4		1:08.798		13	40.581	116.1	28.155	111.1		1:08.736	
6	39.940	113.4	28.333	112.4		1:08.273		14	40.448	115.3	28.351	110.7		1:08.799	
7	40.150	116.9	28.133	111.7		1:08.283		15	46.101	92.9				1:21.643	
8	39.935	113.6	28.354	111.7		1:08.289		16							

78	Jonathon Rushton (B)							Morgan Plus 4							
lap	Sect-1	Speed	Sect-2	Speed		Laptime	Pit	lap	Sect-1	Speed	Sect-2	Speed		Laptime	Pit
1		104.0	29.864	99.6		1:20.057		12	44.954	103.1	30.016	99.2		1:14.970	
2	44.001	105.0	29.485	100.4		1:13.486		13	43.711	100.8	31.012	97.1		1:14.723	
3	43.166	103.2	30.345	98.7		1:13.511		14	43.901	101.2	30.193	95.5		1:14.094	
4	44.239	100.9	30.879	100.6		1:15.118		15	44.383	101.5	29.921	96.3		1:14.304	
5	44.008	101.4	29.804	99.6		1:13.812		16	44.237	99.7	30.037	97.1		1:14.274	
6	43.867	100.8	30.529	99.2		1:14.396		17	44.672	100.6	30.324	95.6		1:14.996	
7	44.103	100.5	30.944	98.2		1:15.047		18	45.191	99.0	31.485	93.8		1:16.676	
8	44.830	102.6	30.020	99.3		1:14.850		19	46.061	98.1	30.623	94.6		1:16.684	
9	44.198	100.2	30.808	100.3		1:15.006		20	44.739	99.6	30.364	95.6		1:15.103	
10	43.623	102.5	29.699	99.8		1:13.322		21	45.958	95.2	30.816	91.5		1:16.774	
11	43.565	101.4	30.014	95.9		1:13.579		22							

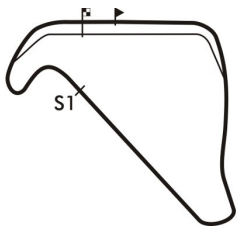

Session Start: 14:31:15 - Finish: 14:56:13
Weather/Track Conditions: Sun/Dry
Circuit: Silverstone National
Track Length: 2.638 Km - 1.6390 miles

Silverstone Finals Historic Race Meeting - 21 - 22 Oct 2017

HSCC Historic Road Sports supported by Witchampton Garage

Race 15 - Sector Analysis

84	Ian Burford (C)							Ginetta G4						
lap	Sect-1	Speed	Sect-2	Speed		Laptime	Pit	lap	Sect-1	Speed	Sect-2	Speed		Laptime	Pit
1		106.2	29.539	103.9		1:18.568		12	42.288	106.0	29.078	103.1		1:11.366	
2	42.805	101.4	29.343	102.6		1:12.148		13	41.848	107.9	28.875	103.1		1:10.723	
3	42.802	102.9	29.538	103.7		1:12.340		14	43.079	106.5	28.690	103.6		1:11.769	
4	42.652	103.6	29.157	103.7		1:11.809		15	42.153	106.9	28.730	104.4		1:10.883	
5	42.767	102.9	29.544	102.0		1:12.311		16	42.071	109.3	29.318	105.1		1:11.389	
6	43.535	104.5	29.418	104.2		1:12.953		17	42.019	108.2	28.876	103.9		1:10.895	
7	42.926	105.8	29.747	104.7		1:12.673		18	42.272	102.6	30.067	98.3		1:12.339	
8	42.018	107.2	29.395	103.7		1:11.413		19	42.144	107.7	28.801	104.2		1:10.945	
9	43.720	103.4	28.822	103.7		1:12.542		20	42.286	107.2	37.474	99.9		1:19.760	
10	43.456	106.2	29.074	104.6		1:12.530		21	42.788	102.5	29.205	100.6		1:11.993	
11	42.487	105.7	28.894	105.6		1:11.381		22							

88	Paul Brown (D)							MG B GT						
lap	Sect-1	Speed	Sect-2	Speed		Laptime	Pit	lap	Sect-1	Speed	Sect-2	Speed		Laptime	Pit
1		95.3	31.781			1:26.404		11	46.298	95.1	31.734			1:18.032	
2	45.933	96.6	31.547			1:17.480		12	47.453	90.2	32.588	88.2		1:20.041	
3	46.009	95.7	30.979	95.7		1:16.988		13	46.915	95.7	31.498	91.7		1:18.413	
4	45.633	97.3	31.232			1:16.865		14	47.028	93.5	31.557			1:18.585	
5	45.834	96.4	31.505			1:17.339		15	46.900	95.6	31.694	92.6		1:18.594	
6	45.295	96.7	31.230			1:16.525		16	46.804	95.3	31.657	92.8		1:18.461	
7	45.877	93.9	32.363			1:18.240		17	47.511	94.4	31.785			1:19.296	
8	47.140	98.1	31.449	94.1		1:18.589		18	46.508	96.6	31.422			1:17.930	
9	46.469	95.6	31.645	93.2		1:18.114		19	47.322	95.1	31.705	93.4		1:19.027	
10	46.967	96.3	31.311	94.5		1:18.278		20	46.958	96.6	31.686	88.4		1:18.644	

91	Richard Owen (F)							Triumph TR2						
lap	Sect-1	Speed	Sect-2	Speed		Laptime	Pit	lap	Sect-1	Speed	Sect-2	Speed		Laptime	Pit
1		96.8	31.652	94.0		1:26.978		11	45.099	97.8	30.158	95.7		1:15.257	
2	46.287	97.3	31.565	94.5		1:17.852		12	44.884	97.3	30.634	96.0		1:15.518	
3	46.602	97.0	31.143	95.2		1:17.745		13	45.258	98.7	30.445	95.6		1:15.703	
4	45.581	97.8	30.976	94.5		1:16.557		14	45.167	99.3	30.716	95.3		1:15.883	
5	45.998	98.0	31.213	96.9		1:17.211		15	45.845	97.5	30.749	95.6		1:16.594	
6	45.445	97.5	30.749	96.7		1:16.194		16	46.264	99.4	30.559	94.5		1:16.823	
7	44.937	98.8	30.732	96.1		1:15.669		17	44.948	98.1	30.655	94.6		1:15.603	
8	45.105	101.1	30.850	96.7		1:15.955		18	45.349	98.0	30.967	94.0		1:16.316	
9	44.893	97.4	30.943	95.5		1:15.836		19	45.424	99.3	30.793	93.7		1:16.217	
10	45.087	97.8	30.828	95.2		1:15.915		20	45.922	97.0	31.214	90.2		1:17.136	

98	Richard Plant (A)							Morgan Plus 8						
lap	Sect-1	Speed	Sect-2	Speed		Laptime	Pit	lap	Sect-1	Speed	Sect-2	Speed		Laptime	Pit
1		111.5	28.740	111.5		1:13.589		12	39.965	112.6	28.145	112.6		1:08.110	
2	40.246	112.2	28.361	111.1		1:08.607		13	40.314	114.3	28.300	111.8		1:08.614	
3	40.629	114.5	28.558	112.6		1:09.187		14	40.312	110.6	28.268	114.2		1:08.580	
4	39.981	116.1	28.004	112.0		1:07.985		15	39.926	115.7	27.706	113.6		1:07.632	
5	39.728	115.7	27.961	112.8		1:07.689		16	40.160	113.6	28.102	111.5		1:08.262	
6	39.310	115.3	27.731	113.8		1:07.041		17	39.572	112.6	28.102	113.8		1:07.674	
7	39.982	111.1	27.932	113.2		1:07.914		18	39.693	109.5	27.789	113.8		1:07.482	
8	40.115	114.5	27.745	115.4		1:07.860		19	39.587	108.1	29.536	105.2		1:09.123	
9	40.122	117.7	27.830	112.2		1:07.952		20	39.710	118.4	27.666	114.4		1:07.376	
10	39.898	115.3	27.716	112.2		1:07.614		21	40.183	120.1	28.139	113.8		1:08.322	
11	40.497	117.1	28.704	110.2		1:09.201		22	39.662	118.8	27.602	112.2		1:07.264	

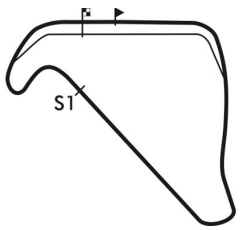

Session Start: 14:31:15 - Finish: 14:56:13
Weather/Track Conditions: Sun/Dry
Circuit: Silverstone National
Track Length: 2.638 Km - 1.6390 miles

Silverstone Finals Historic Race Meeting - 21 - 22 Oct 2017

HSCC Historic Road Sports supported by Witchampton Garage

Race 15 - Sector Analysis

99	Stephen Chapman (G)							Sunbeam Harrington							
lap	Sect-1	Speed	Sect-2	Speed		Laptime	Pit	lap	Sect-1	Speed	Sect-2	Speed		Laptime	Pit
1		94.3	32.989	91.5		1:30.927		11	48.559	88.7	32.926	90.7		1:21.485	
2	47.187	94.4	33.282	92.9		1:20.469		12	48.804	94.7	32.264	91.3		1:21.068	
3	48.203	92.4	33.206	88.8		1:21.409		13	48.999	94.9	32.532	89.6		1:21.531	
4	48.091	94.0	32.402	90.1		1:20.493		14	48.408	93.6	32.688	91.9		1:21.096	
5	47.834	96.3	32.098	88.2		1:19.932		15	47.087	98.0	31.975	92.6		1:19.062	
6	48.155	95.1	31.840	92.2		1:19.995		16	47.031	96.3	32.331	89.6		1:19.362	
7	47.575	95.2	33.834	89.8		1:21.409		17	47.762	96.4	31.882	91.9		1:19.644	
8	47.967	94.7	32.312	88.8		1:20.279		18	47.292	94.3	32.902	87.5		1:20.194	
9	48.983	95.2	32.165	91.1		1:21.148		19	47.417	96.3	32.050	91.0		1:19.467	
10	48.227	94.1	32.301	88.5		1:20.528		20							

111	William Plant (A)							Morgan Plus 8							
lap	Sect-1	Speed	Sect-2	Speed		Laptime	Pit	lap	Sect-1	Speed	Sect-2	Speed		Laptime	Pit
1		115.9	28.640	111.1		1:16.558		12	40.025	115.3	27.558	111.8		1:07.583	
2	40.550	113.9	27.849	112.6		1:08.399		13	41.136	114.7	27.925	111.1		1:09.061	
3	40.770	113.6	27.508	113.0		1:08.278		14	40.625	114.5	27.796	111.5		1:08.421	
4	40.209	115.5	27.735	113.0		1:07.944		15	40.084	114.5	27.669	111.7		1:07.753	
5	39.565	116.7	27.624	111.5		1:07.189		16	40.332	114.9	27.574	111.8		1:07.906	
6	40.083	115.1	27.788	113.6		1:07.871		17	39.919	114.9	27.646	111.5		1:07.565	
7	40.047	114.7	27.383	114.0		1:07.430		18	39.995	116.1	27.470	112.0		1:07.465	
8	39.333	120.5	27.439	113.4		1:06.772		19	39.782	117.7	27.910	111.5		1:07.692	
9	40.247	117.5	28.012	113.4		1:08.259		20	40.118	116.1	27.691	110.0		1:07.809	
10	40.633	114.5	27.465	113.8		1:08.098		21	40.165	114.7	27.927	111.7		1:08.092	
11	39.562	116.7	27.916	110.9		1:07.478		22	40.092	116.3	27.554	111.7		1:07.646	

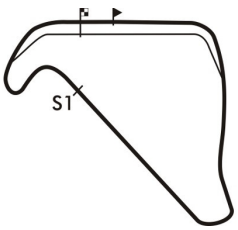

Session Start: 14:31:15 - Finish: 14:56:13
Weather/Track Conditions: Sun/Dry
Circuit: Silverstone National
Track Length: 2.638 Km - 1.6390 miles

Silverstone Finals Historic Race Meeting - 21 - 22 Oct 2017

HSCC Historic Road Sports supported by Witchampton Garage

Race 15 - Best Sector Times

	SECTOR 1			SECTOR 2		
	NO	TIME	LAP	NO	TIME	LAP
1	26	39.246	6	26	27.169	5
2	98	39.310	6	111	27.383	7
3	111	39.333	8	98	27.602	22
4	61	39.935	8	5	27.725	14
5	5	39.995	14	61	28.079	9
6	4	40.676	14	51	28.306	14
7	11	40.887	21	30	28.435	19
8	16	41.372	19	16	28.500	16
9	51	41.375	15	8	28.578	14
10	8	41.587	18	84	28.690	14
11	84	41.848	13	4	28.702	14
12	30	41.968	19	11	28.839	7
13	55	42.288	18	7	29.312	13
14	23	42.847	16	78	29.485	2
15	37	43.024	15	23	29.579	6
16	78	43.166	3	55	29.870	16
17	6	43.186	20	1	30.036	16
18	7	43.636	14	28	30.091	18
19	1	43.693	18	37	30.156	14
20	28	43.705	11	91	30.158	11
21	42	44.518	5	6	30.435	18
22	91	44.884	12	42	30.854	4
23	88	45.295	6	88	30.979	3
24	10	45.821	10	99	31.840	6
25	22	47.007	15	22	32.063	19
26	99	47.031	16	10	32.595	16

IDEAL / BEST LAP COMPARISON

NO	NAME	BEST	IN	IDEAL	DIFF
111	William Plant	1:06.772	8	1:06.716	+0.056
26	John Davison	1:06.780	8	1:06.415	+0.365
98	Richard Plant	1:07.041	6	1:06.912	+0.129
5	Peter Shaw	1:07.720	14	1:07.720	+0.000
4	Bruce Stapleton	1:09.378	14	1:09.378	+0.000
51	Shad Eddin	1:09.745	14	1:09.681	+0.064
16	Robert ROWE	1:09.992	6	1:09.872	+0.120
11	Larry Tucker	1:10.197	17	1:09.726	+0.471
30	Tim Pearce	1:10.403	19	1:10.403	+0.000
8	Patrick Ward-Booth	1:10.668	19	1:10.165	+0.503
84	Ian Burford	1:10.723	13	1:10.538	+0.185
55	Nick Savage	1:12.251	18	1:12.158	+0.093
23	Shaun Haddrell	1:12.677	17	1:12.426	+0.251
7	Mike Leese	1:13.118	14	1:12.948	+0.170
78	Jonathon Rushton	1:13.322	10	1:12.651	+0.671
37	Mervyn Selwyn	1:13.835	15	1:13.180	+0.655
1	Dick Coffey	1:13.967	18	1:13.729	+0.238
6	Johan Denekamp	1:14.063	20	1:13.621	+0.442
28	Nick Smith	1:14.342	13	1:13.796	+0.546
91	Richard Owen	1:15.257	11	1:15.042	+0.215
42	Laurie Tucker	1:15.470	5	1:15.372	+0.098
88	Paul Brown	1:16.525	6	1:16.274	+0.251
10	Ian Ross	1:18.737	10	1:18.416	+0.321
99	Stephen Chapman	1:19.062	15	1:18.871	+0.191
22	Tony Davis	1:19.097	15	1:19.070	+0.027
61	Paul Tooms	1:08.227	2	1:08.014	+0.213

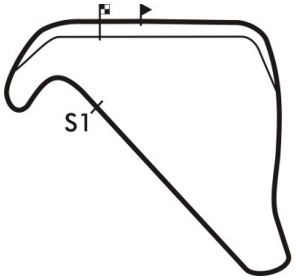

Session Start: 14:31:15 - Finish: 14:56:13
Weather/Track Conditions: Sun/Dry
Circuit: Silverstone National
Track Length: 2.638 Km - 1.6390 miles

Silverstone Finals Historic Race Meeting - 21 - 22 Oct 2017

HSCC Historic Road Sports supported by Witchampton Garage

Race 15 - Best Sector Speeds

	NO	SECTOR 1	MPH	NO	SECTOR 2	MPH
1	11	Larry Tucker	122.0	98	Richard Plant	115.4
2	111	William Plant	120.5	26	John Davison	114.0
3	26	John Davison	120.3	111	William Plant	114.0
4	98	Richard Plant	120.1	5	Peter Shaw	113.4
5	5	Peter Shaw	118.8	11	Larry Tucker	112.6
6	61	Paul Tooms	117.7	61	Paul Tooms	112.6
7	55	Nick Savage	116.5	4	Bruce Stapleton	112.2
8	4	Bruce Stapleton	115.3	51	Shad Eddin	109.6
9	16	Robert ROWE	113.4	55	Nick Savage	109.6
10	8	Patrick Ward-Booth	112.0	16	Robert ROWE	108.9
11	51	Shad Eddin	110.7	8	Patrick Ward-Booth	108.2
12	30	Tim Pearce	109.5	30	Tim Pearce	107.6
13	84	Ian Burford	109.3	84	Ian Burford	105.6
14	6	Johan Denekamp	107.7	37	Mervyn Selwyn	105.2
15	23	Shaun Haddrell	107.0	23	Shaun Haddrell	103.9
16	28	Nick Smith	105.2	7	Mike Leese	100.6
17	78	Jonathon Rushton	105.0	78	Jonathon Rushton	100.6
18	7	Mike Leese	103.2	28	Nick Smith	99.8
19	42	Laurie Tucker	103.1	6	Johan Denekamp	99.6
20	37	Mervyn Selwyn	102.8	42	Laurie Tucker	98.5
21	1	Dick Coffey	102.3	1	Dick Coffey	98.3
22	91	Richard Owen	101.1	91	Richard Owen	96.9
23	10	Ian Ross	99.4	88	Paul Brown	95.7
24	88	Paul Brown	98.1	10	Ian Ross	94.2
25	99	Stephen Chapman	98.0	99	Stephen Chapman	92.9
26	22	Tony Davis	95.2	22	Tony Davis	90.6

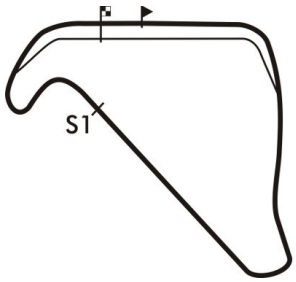

Session Start: 14:31:15 - Finish: 14:56:13
Weather/Track Conditions: Sun/Dry
Circuit: Silverstone National
Track Length: 2.638 Km - 1.6390 miles

Silverstone Finals Historic Race Meeting - 21 - 22 Oct 2017

HSCC Historic Road Sports supported by Witchampton Garage

Race 15 - Lap Chart

Lap 1			Lap 2			Lap 3			Lap 4			Lap 5			Lap 6		
NO	Behind	Laptime	NO	Behind	Laptime	NO	Behind	Laptime	NO	Behind	Laptime	NO	Behind	Laptime	NO	Behind	Laptime
5		1:12.203	5		1:08.302	26		1:07.548	5		1:08.046	5		1:08.427	5		1:08.373
26	0.196	1:12.399	26	0.347	1:08.453	5	0.458	1:08.353	98	2.464	1:07.985	98	1.726	1:07.689	98	0.394	1:07.041
98	1.386	1:13.589	61	1.541	1:08.227	61	2.314	1:08.668	61	2.869	1:09.059	111	3.037	1:07.189	111	2.535	1:07.871
61	1.616	1:13.819	98	1.691	1:08.607	98	2.983	1:09.187	111	4.275	1:07.944	61	3.240	1:08.798	61	3.140	1:08.273
111	4.355	1:16.558	111	4.452	1:08.399	111	4.835	1:08.278	26	5.982	1:14.486	26	4.464	1:06.909	26	3.346	1:07.255
4	4.431	1:16.634	4	6.359	1:10.230	4	9.185	1:10.721	4	11.442	1:10.761	4	14.479	1:11.464	4	16.657	1:10.551
8	5.265	1:17.468	8	9.570	1:12.607	8	13.394	1:11.719	8	16.709	1:11.819	8	20.220	1:11.938	8	24.400	1:12.553
84	6.365	1:18.568	84	10.211	1:12.148	84	14.656	1:12.340	84	17.961	1:11.809	84	21.845	1:12.311	11	24.833	1:11.215
11	6.821	1:19.024	11	10.615	1:12.096	11	14.932	1:12.212	11	18.335	1:11.907	11	21.991	1:12.083	30	25.485	1:11.300
78	7.854	1:20.057	30	12.123	1:12.340	30	16.395	1:12.167	30	19.192	1:11.301	30	22.558	1:11.793	84	26.425	1:12.953
30	8.085	1:20.288	78	13.038	1:13.486	78	18.654	1:13.511	16	23.585	1:10.824	16	25.873	1:10.715	16	27.492	1:09.992
23	8.623	1:20.826	23	13.418	1:13.097	23	18.720	1:13.197	23	24.481	1:14.265	23	28.996	1:12.942	51	32.857	1:10.516
55	9.853	1:22.056	55	16.073	1:14.522	16	21.265	1:12.831	78	25.268	1:15.118	78	30.653	1:13.812	23	33.546	1:12.923
1	10.577	1:22.780	16	16.329	1:13.309	55	23.400	1:15.222	55	28.099	1:13.203	51	30.714	1:10.615	78	36.676	1:14.396
37	11.191	1:23.394	1	18.085	1:15.810	1	25.136	1:14.946	51	28.526	1:11.276	55	33.604	1:13.932	55	38.673	1:13.442
16	11.322	1:23.525	37	18.601	1:15.712	51	25.754	1:12.369	1	31.517	1:14.885	1	37.491	1:14.401	1	43.950	1:14.832
6	13.122	1:25.325	6	21.069	1:16.249	37	26.104	1:15.398	37	32.070	1:14.470	37	37.828	1:14.185	37	44.399	1:14.944
28	13.364	1:25.567	51	21.280	1:12.466	6	30.024	1:16.850	6	37.287	1:15.767	6	43.870	1:15.010	6	51.490	1:15.993
88	14.201	1:26.404	28	21.322	1:16.260	28	30.181	1:16.754	28	37.886	1:16.209	28	44.725	1:15.266	28	51.670	1:15.318
91	14.775	1:26.978	88	23.379	1:17.480	88	32.472	1:16.988	7	40.761	1:16.624	7	48.293	1:15.959	7	55.614	1:15.694
7	14.929	1:27.132	7	23.581	1:16.954	7	32.641	1:16.955	88	40.833	1:16.865	88	49.745	1:17.339	88	57.897	1:16.525
22	16.707	1:28.910	91	24.325	1:17.852	91	34.175	1:17.745	91	42.228	1:16.557	91	51.012	1:17.211	91	58.833	1:16.194
51	17.116	1:29.319	42	28.511	1:18.609	42	36.917	1:16.301	42	44.650	1:16.237	42	51.693	1:15.470	42	59.492	1:16.172
10	17.885	1:30.088	10	30.299	1:20.716	10	42.281	1:19.877	10	53.712	1:19.935	10	1:05.088	1:19.803			
42	18.204	1:30.407	22	30.868	1:22.463	99	44.405	1:21.409	22	56.169	1:20.215	22	1:07.494	1:19.752			
99	18.724	1:30.927	99	30.891	1:20.469	22	44.458	1:21.485	99	56.394	1:20.493	99	1:07.899	1:19.932			

Session Start: 14:31:15 - Finish: 14:56:13
Weather/Track Conditions: Sun/Dry
Circuit: Silverstone National
Track Length: 2.638 Km - 1.6390 miles

Silverstone Finals Historic Race Meeting - 21 - 22 Oct 2017

HSCC Historic Road Sports supported by Witchampton Garage

Race 15 - Lap Chart

Lap 7			Lap 8			Lap 9			Lap 10			Lap 11			Lap 12		
NO	Behind	Laptime	NO	Behind	Laptime	NO	Behind	Laptime	NO	Behind	Laptime	NO	Behind	Laptime	NO	Behind	Laptime
98		1:07.914	98		1:07.860	98		1:07.952	98		1:07.614	111		1:07.478	111		1:07.583
5	0.607	1:08.915	111	0.569	1:06.772	111	0.876	1:08.259	111	1.360	1:08.098	98	0.363	1:09.201	78	1 LAP	1:13.579
111	1.657	1:07.430	5	0.935	1:08.188	5	1.521	1:08.538	26	1.987	1:07.770	26	0.647	1:07.498	98	0.890	1:08.110
26	2.465	1:07.427	26	1.385	1:06.780	26	1.831	1:08.398	5	2.959	1:09.052	5	2.587	1:08.466	26	1.198	1:08.134
61	3.115	1:08.283	61	3.544	1:08.289	7	1 LAP	1:15.613	6	1 LAP	1:15.733	1	1 LAP	1:15.142	5	3.010	1:08.006
10	1 LAP	1:20.621	4	20.823	1:10.318	61	4.373	1:08.781	28	1 LAP	1:15.532	37	1 LAP	1:14.981	61	9.008	1:09.606
99	1 LAP	1:19.995	10	1 LAP	1:20.180	91	1 LAP	1:15.955	61	6.539	1:09.780	61	6.985	1:09.284	1	1 LAP	1:15.280
22	1 LAP	1:21.302	22	1 LAP	1:20.143	42	1 LAP	1:17.316	7	1 LAP	1:15.364	6	1 LAP	1:15.201	37	1 LAP	1:15.174
4	18.365	1:10.016	99	1 LAP	1:21.409	88	1 LAP	1:18.589	91	1 LAP	1:15.836	28	1 LAP	1:15.459	6	1 LAP	1:14.410
11	27.038	1:10.513	11	29.833	1:10.655	4	23.066	1:10.195	42	1 LAP	1:16.970	7	1 LAP	1:15.127	28	1 LAP	1:14.376
8	29.189	1:13.097	8	32.562	1:11.233	11	32.758	1:10.877	88	1 LAP	1:18.114	91	1 LAP	1:15.915	7	1 LAP	1:14.694
30	29.630	1:12.453	16	33.336	1:11.345	10	1 LAP	1:20.579	4	25.818	1:10.366	42	1 LAP	1:16.747	4	29.149	1:10.058
16	29.851	1:10.667	30	33.406	1:11.636	22	1 LAP	1:19.572	11	35.680	1:10.536	4	26.674	1:09.694	91	1 LAP	1:15.257
84	30.790	1:12.673	84	34.343	1:11.413	16	36.991	1:11.607	16	40.427	1:11.050	88	1 LAP	1:18.278	42	1 LAP	1:17.656
51	35.126	1:10.577	51	38.128	1:10.862	99	1 LAP	1:20.279	8	42.588	1:12.648	11	38.492	1:11.650	88	1 LAP	1:18.032
23	38.050	1:12.812	23	44.121	1:13.931	8	37.554	1:12.944	30	43.393	1:12.910	16	42.028	1:10.439	11	41.715	1:10.806
55	43.112	1:12.747	55	48.732	1:13.480	30	38.097	1:12.643	84	43.849	1:12.530	30	45.688	1:11.133	16	44.810	1:10.365
78	43.415	1:15.047	78	50.405	1:14.850	84	38.933	1:12.542	51	44.118	1:11.475	51	45.838	1:10.558	30	49.176	1:11.071
1	50.564	1:14.922	1	57.554	1:14.850	51	40.257	1:10.081	10	1 LAP	1:20.279	84	46.392	1:11.381	51	49.596	1:11.341
37	51.436	1:15.345	37	58.454	1:14.878	23	50.333	1:14.164	99	1 LAP	1:21.148	8	46.768	1:13.018	84	50.175	1:11.366
6	58.584	1:15.402	6	1:05.616	1:14.892	55	56.574	1:15.794	22	1 LAP	1:22.998	10	1 LAP	1:18.737	8	50.409	1:11.224
28	58.807	1:15.445	28	1:05.981	1:15.034	78	57.459	1:15.006	23	57.109	1:14.390	99	1 LAP	1:20.528	10	1 LAP	1:19.760
7	1:02.322	1:15.016				1	1:04.679	1:15.077	55	1:02.246	1:13.286	23	1:02.476	1:14.205	23	1:08.766	1:13.873
91	1:06.194	1:15.669				37	1:05.236	1:14.734	78	1:03.167	1:13.322	22	1 LAP	1:20.631			
42	1:06.946	1:15.762										55	1:06.840	1:13.432			
88	1:07.829	1:18.240															

Session Start: 14:31:15 - Finish: 14:56:13
Weather/Track Conditions: Sun/Dry
Circuit: Silverstone National
Track Length: 2.638 Km - 1.6390 miles

MST
Full results available at www.mstworld.com. Email: timing@mstworld.com

Printed : 22-10-2017 - 15:00

Silverstone Finals Historic Race Meeting - 21 - 22 Oct 2017

HSCC Historic Road Sports supported by Witchampton Garage

Race 15 - Lap Chart

Lap 13			Lap 14			Lap 15			Lap 16			Lap 17			Lap 18		
NO	Behind	Laptime	NO	Behind	Laptime	NO	Behind	Laptime	NO	Behind	Laptime	NO	Behind	Laptime	NO	Behind	Laptime
111		1:09.061	111		1:08.421	111		1:07.753	111		1:07.906	111		1:07.565	111		1:07.465
98	0.443	1:08.614	98	0.602	1:08.580	98	0.481	1:07.632	26	0.721	1:07.712	26	0.218	1:07.062	26	0.538	1:07.785
26	1.000	1:08.863	26	1.024	1:08.445	26	0.915	1:07.644	98	0.837	1:08.262	98	0.946	1:07.674	98	0.963	1:07.482
5	3.282	1:09.333	5	2.581	1:07.720	5	2.962	1:08.134	5	3.312	1:08.256	42	2 LAPS	1:17.648	91	2 LAPS	1:16.823
55	1 LAP	1:14.199	23	1 LAP	1:13.189	23	1 LAP	1:12.698	88	2 LAPS	1:18.585	5	3.941	1:08.194	5	5.471	1:08.995
78	1 LAP	1:14.970	61	9.061	1:08.799	55	1 LAP	1:13.912	23	1 LAP	1:12.979	88	2 LAPS	1:18.594	42	2 LAPS	1:16.485
99	2 LAPS	1:21.485	55	1 LAP	1:13.458	78	1 LAP	1:14.094	55	1 LAP	1:13.995	23	1 LAP	1:12.890	23	1 LAP	1:12.677
61	8.683	1:08.736	78	1 LAP	1:14.723	61	22.951	1:21.643	78	1 LAP	1:14.304	55	1 LAP	1:12.798	88	2 LAPS	1:18.461
22	2 LAPS	1:23.114	10	2 LAPS	1:22.581	10	2 LAPS	1:19.978	37	1 LAP	1:13.835	78	1 LAP	1:14.274	55	1 LAP	1:12.487
1	1 LAP	1:14.816	99	2 LAPS	1:21.068	1	1 LAP	1:15.000	4	37.902	1:11.289	4	41.365	1:11.028	78	1 LAP	1:14.996
37	1 LAP	1:14.923	22	2 LAPS	1:20.326	37	1 LAP	1:14.533	1	1 LAP	1:16.682	37	1 LAP	1:15.196	4	45.136	1:11.236
6	1 LAP	1:14.195	1	1 LAP	1:14.404	99	2 LAPS	1:21.531	10	2 LAPS	1:20.774	1	1 LAP	1:14.040	1	1 LAP	1:14.431
28	1 LAP	1:14.584	37	1 LAP	1:14.737	22	2 LAPS	1:20.177	6	1 LAP	1:14.578	10	2 LAPS	1:19.922	37	1 LAP	1:17.963
7	1 LAP	1:14.013	6	1 LAP	1:14.727	4	34.519	1:11.265	28	1 LAP	1:14.774	6	1 LAP	1:15.065	11	59.412	1:12.704
4	30.050	1:09.962	28	1 LAP	1:14.342	6	1 LAP	1:15.122	7	1 LAP	1:14.850	28	1 LAP	1:14.624	6	1 LAP	1:15.246
91	1 LAP	1:15.518	4	31.007	1:09.378	28	1 LAP	1:15.272	22	2 LAPS	1:20.092	7	1 LAP	1:14.037	16	1:00.115	1:10.486
42	1 LAP	1:16.455	7	1 LAP	1:13.772	7	1 LAP	1:13.118	99	2 LAPS	1:21.096	11	54.173	1:10.197	7	1 LAP	1:15.480
11	43.732	1:11.078	91	1 LAP	1:15.703	11	48.677	1:10.554	11	51.541	1:10.770	16	57.094	1:10.511	28	1 LAP	1:16.122
16	46.903	1:11.154	11	45.876	1:10.565	91	1 LAP	1:15.883	16	54.148	1:10.329	22	2 LAPS	1:19.097	51	1:03.633	1:11.023
51	50.491	1:09.956	16	48.831	1:10.349	16	51.725	1:10.647	51	57.260	1:10.931	99	2 LAPS	1:19.062	10	2 LAPS	1:19.954
30	51.798	1:11.683	42	1 LAP	1:17.009	51	54.235	1:10.173	91	1 LAP	1:16.594	51	1:00.075	1:10.380			
84	51.837	1:10.723	51	51.815	1:09.745	30	57.877	1:11.357	30	1:01.055	1:11.084	30	1:04.256	1:10.766			
88	1 LAP	1:20.041	30	54.273	1:10.896	84	58.315	1:10.883	84	1:01.798	1:11.389	84	1:05.128	1:10.895			
8	52.403	1:11.055	84	55.185	1:11.769	8	59.026	1:11.197	8	1:02.069	1:10.949	8	1:05.717	1:11.213			
			8	55.582	1:11.600	42	1 LAP	1:17.236									
			88	1 LAP	1:18.413												

Session Start: 14:31:15 - Finish: 14:56:13
Weather/Track Conditions: Sun/Dry
Circuit: Silverstone National
Track Length: 2.638 Km - 1.6390 miles

Silverstone Finals Historic Race Meeting - 21 - 22 Oct 2017

HSCC Historic Road Sports supported by Witchampton Garage

Race 15 - Lap Chart

Lap 19			Lap 20			Lap 21			Lap 22		
NO	Behind	Laptime	NO	Behind	Laptime	NO	Behind	Laptime	NO	Behind	Laptime
111		1:07.692	111		1:07.809	111		1:08.092	111		1:07.646
26	0.941	1:08.095	28	2 LAPS	1:14.693	26	1.358	1:08.708	26	0.629	1:06.917
30	1 LAP	1:12.140	26	0.742	1:07.610	16	1 LAP	1:14.797	11	1 LAP	1:11.227
84	1 LAP	1:12.339	98	1.961	1:07.376	51	1 LAP	1:11.502	98	1.809	1:07.264
98	2.394	1:09.123	30	1 LAP	1:10.403	98	2.191	1:08.322	1	2 LAPS	1:14.985
99	3 LAPS	1:19.362	84	1 LAP	1:10.945	37	2 LAPS	1:17.820	16	1 LAP	1:11.159
8	1 LAP	1:12.318	8	1 LAP	1:10.668	6	2 LAPS	1:14.804	51	1 LAP	1:10.682
22	3 LAPS	1:21.472	5	7.572	1:09.202	7	2 LAPS	1:14.886	37	2 LAPS	1:14.151
5	6.179	1:08.400	10	3 LAPS	1:20.696	28	2 LAPS	1:14.936	30	1 LAP	1:11.512
91	2 LAPS	1:15.603	99	3 LAPS	1:19.644	30	1 LAP	1:11.318	6	2 LAPS	1:14.063
42	2 LAPS	1:15.989	22	3 LAPS	1:19.722	8	1 LAP	1:10.728	5	11.698	1:10.745
23	1 LAP	1:14.381	91	2 LAPS	1:16.316	5	8.599	1:09.119	7	2 LAPS	1:13.931
55	1 LAP	1:12.251	42	2 LAPS	1:17.306	84	1 LAP	1:19.760	8	1 LAP	1:12.449
88	2 LAPS	1:19.296	23	1 LAP	1:13.782	10	3 LAPS	1:19.782	28	2 LAPS	1:15.413
4	47.529	1:10.085	55	1 LAP	1:14.327	91	2 LAPS	1:16.217	84	1 LAP	1:11.993
78	1 LAP	1:16.676	88	2 LAPS	1:17.930	99	3 LAPS	1:20.194	10	3 LAPS	1:19.910
1	1 LAP	1:13.967	4	50.074	1:10.354	22	3 LAPS	1:19.755	91	2 LAPS	1:17.136
37	1 LAP	1:15.075	78	1 LAP	1:16.684	42	2 LAPS	1:16.484	99	3 LAPS	1:19.467
11	1:02.292	1:10.572	1	1 LAP	1:14.781	23	1 LAP	1:13.811	22	3 LAPS	1:19.165
16	1:02.490	1:10.067	11	1:05.820	1:11.337	55	1 LAP	1:13.457	42	2 LAPS	1:16.682
6	1 LAP	1:14.270				4	52.438	1:10.456	23	1 LAP	1:12.817
51	1:06.348	1:10.407				88	2 LAPS	1:19.027	4	54.934	1:10.142
7	1 LAP	1:13.848				78	1 LAP	1:15.103	55	1 LAP	1:15.053
									88	2 LAPS	1:18.644
									78	1 LAP	1:16.774

Session Start: 14:31:15 - Finish: 14:56:13
Weather/Track Conditions: Sun/Dry
Circuit: Silverstone National
Track Length: 2.638 Km - 1.6390 miles