HSCC

HSCC

LEGENDS OF BRANDS HATCH

SUPERPRIX

SAT 1/SUN 2 JULY '17

Timing & Results by MST SYSTEMS Ltd.
www.mstworld.com

© MST SYSTEMS Ltd. 2017

The Haysfield, Spring Lane North, Malvern, Worcestershire WR14 1GF
tel: **+44 (0)1684 560614** email: **motorsport@mstworld.com**

Brands Hatch Grand Prix Circuit

Fawkham, Longfield DA3 8NG

www.brandshatch.co.uk

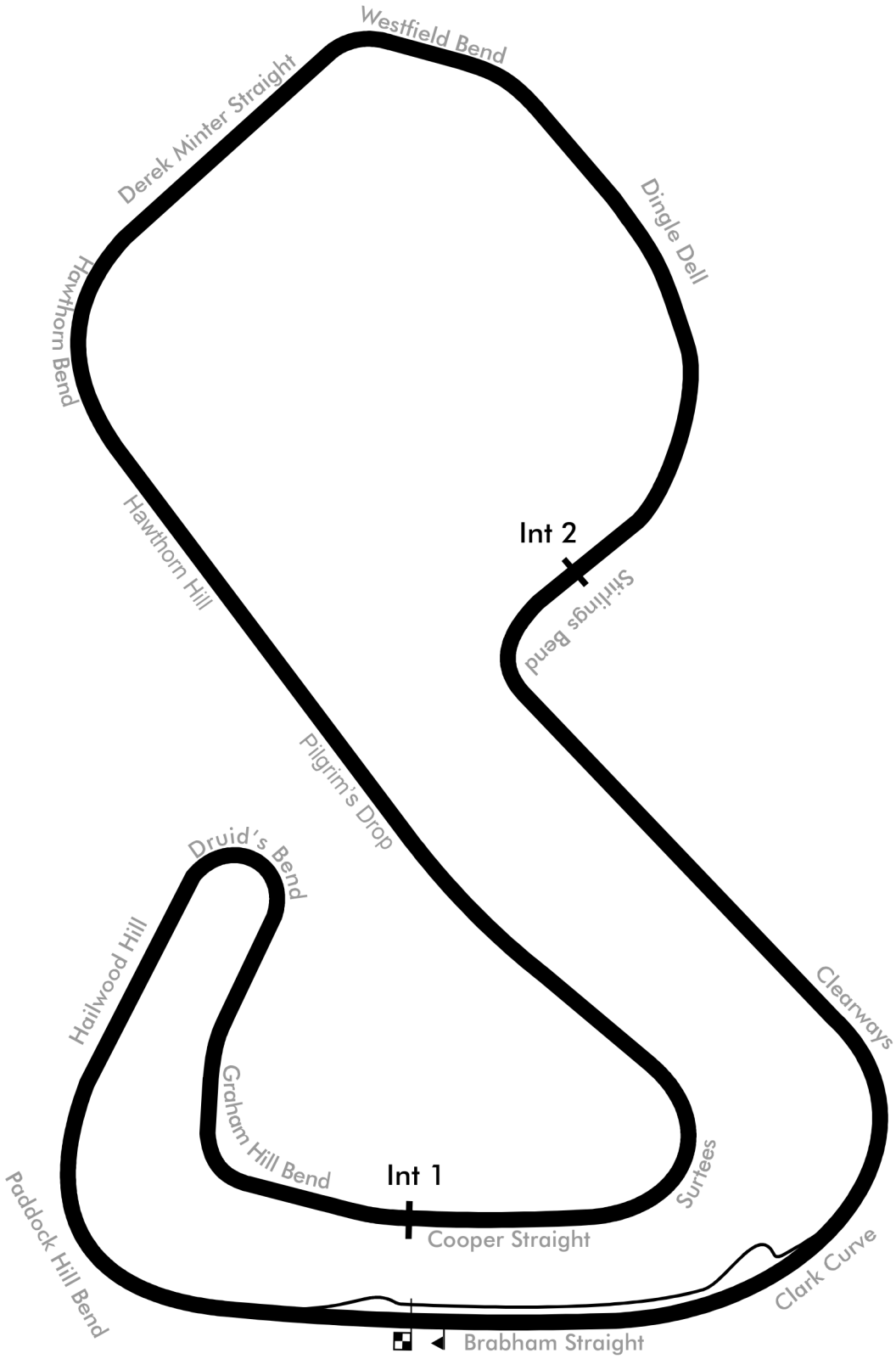

Circuit Length:	2.433 M / 3.916 km
Pit Lane:	277m, 17s @ 60km/h
Intermediate 1:	1117.1 m
Intermediate 2:	2936.0 m
Start line offset:	0 m

Legends of Brands Hatch Superprix - 1 - 2 Jul 2017

HSCC Historic Formula Ford with Avon Tyres, Radio Caroline & Titan Historic Racing

Qualifying 1 - Classification

Sheet No:

POS	NO	DRIVER/S	CLASS	CLASS POS	CAR MAKE / MODEL	TIME	ON	LAPS	GAP	DIFF	MPH
1	64	Cameron Jackson		1	Lola T200	1:39.005	9	9			88.47
2	1	Callum Grant		2	Merlyn Mk20A	1:39.178	7	9	0.173	0.173	88.31
3	24	Ben Mitchell		3	Merlyn Mk20	1:39.185	9	9	0.180	0.007	88.31
4	53	Richard Tarling		4	Macon MR8	1:39.593	8	9	0.588	0.408	87.95
5	40	Sam Mitchell		5	Merlyn Mk20	1:39.781	8	9	0.776	0.188	87.78
6	60	James Buckton		6	Crossle 16F	1:40.724	7	9	1.719	0.943	86.96
7	73	Ed Thurston		7	Elden Mk8	1:40.744	9	9	1.739	0.020	86.94
8	58	Michael Grant Peterkin		8	Brabham BT21	1:41.672	7	9	2.667	0.928	86.15
9	17	Brian Morris	OF	1	Lola T202	1:42.489	8	9	3.484	0.817	85.46
10	21	Ross Drybrough		9	Merlyn Mk20AS	1:42.510	9	9	3.505	0.021	85.44
11	75	Daniel Pickett		10	Merlyn Mk20	1:44.803	9	9	5.798	2.293	83.57
12	8	Andrew Mansell	OF	2	Merlyn Mk11A	1:46.099	7	8	7.094	1.296	82.55
13	72	Alistair Littlewood		11	Merlyn Mk20A	1:46.424	6	8	7.419	0.325	82.30
14	82	Lee Penson		12	Lotus 51A	1:46.841	8	8	7.836	0.417	81.98
15	49	Harvey Sykes		13	Crossle 20F	1:47.027	8	8	8.022	0.186	81.84
16	7	Robs Lamplough		14	Winkelmann WDF2	1:47.244	8	8	8.239	0.217	81.67
17	122	Chris Williams		15	Caldwell D9	1:47.573	6	8	8.568	0.329	81.42
18	93	Rudolf Ernst	OF	3	Titan Mk6	1:47.657	8	8	8.652	0.084	81.36
19	87	Ian Jeary		16	Elden Mk8	1:47.729	8	8	8.724	0.072	81.30
20	19	Stephen King	OF	4	Macon MR8	1:48.001	8	8	8.996	0.272	81.10
21	46	Stuart Dix	OF	5	Cooper Chinook	1:49.004	6	8	9.999	1.003	80.35
22	81	James Lovett		17	Lola T200	1:49.768	8	8	10.763	0.764	79.79
23	47	Louis Hanjoul	OF	6	Elden Mk8/10	1:49.988	8	8	10.983	0.220	79.63
24	32	Nigel Adams	OF	7	Lotus 61	1:50.916	8	8	11.911	0.928	78.97
25	39	Michael Richings	OF	8	Alexis Mk15	1:56.172	8	8	17.167	5.256	75.39

Session Start: 09:00:41 - Finish: 09:15:59
Weather/Track Conditions: Cloud / Dry
Circuit: Brands Hatch Grand Prix Circuit
Track Length: 3.916 Km - 2.4330 miles

These results are provisional until the conclusion of any judicial and technical matters.

Clerk of the Course:	Timekeeper:	Issued at:
Julian Floyd	Nick Palmer	

MST

Printed : 01-07-2017 - 09:19

Full results available at www.mstworld.com. Email: timing@mstworld.com

Legends of Brands Hatch Superprix - 1 - 2 Jul 2017

HSCC Historic Formula Ford with Avon Tyres, Radio Caroline & Titan Historic Racing

Qualifying 1 - Sector Analysis

1	Callum Grant ( )								Merlyn Mk20A							
lap	Sect-1	Speed	Sect-2	Speed	Sect-3	Speed	Laptime	Pit	lap	Sect-1	Speed	Sect-2	Speed	Sect-3	Speed	Laptime	Pit
1	Out	88.9	48.563	79.4	25.260	108.9	1:49.607		6	31.036	95.0	45.679	87.8	23.853	113.2	1:40.568	
2	32.007	91.1	46.685	84.5	24.604	110.4	1:43.296		7	30.986	94.6	44.493	90.6	23.699	113.2	1:39.178	
3	31.240	93.3	45.711	87.1	24.132	110.4	1:41.083		8	31.302	94.3	47.117	83.8	24.383	112.6	1:42.802	
4	31.317	92.6	45.506	90.1	24.004	111.3	1:40.827		9	30.876	94.0	45.708	87.8	23.844	111.8	1:40.428	
5	31.034	93.6	46.457	83.5	24.899	115.3	1:42.390		10								

7	Robs Lamplough ( )								Winkelmann WDF2							
lap	Sect-1	Speed	Sect-2	Speed	Sect-3	Speed	Laptime	Pit	lap	Sect-1	Speed	Sect-2	Speed	Sect-3	Speed	Laptime	Pit
1	Out	77.3	55.743	67.9	28.459	107.7	2:06.048		5	35.090	81.9	49.286	77.9	26.312	111.1	1:50.688	
2	37.946	83.6	54.278	70.2	28.058	107.6	2:00.282		6	32.961	88.8	49.040	80.8	26.139	110.0	1:48.140	
3	36.713	81.6	51.538	70.4	27.419	107.7	1:55.670		7	33.159	87.1	50.266	75.3	26.719	108.9	1:50.144	
4	34.602	82.9	50.809	72.8	26.596	108.6	1:52.007		8	33.853	88.7	47.749	78.4	25.642	110.7	1:47.244	

8	Andrew Mansell (OF)								Merlyn Mk11A							
lap	Sect-1	Speed	Sect-2	Speed	Sect-3	Speed	Laptime	Pit	lap	Sect-1	Speed	Sect-2	Speed	Sect-3	Speed	Laptime	Pit
1	Out	75.1	59.846	57.6	29.148	96.9	2:12.147		5	33.923	89.4	49.178	76.2	25.793	110.6	1:48.894	
2	39.215	75.5	54.107	61.8	27.030	101.2	2:00.352		6	33.287	91.1	48.595	79.8	25.744	110.6	1:47.626	
3	36.006	84.7	51.854	74.2	26.764	108.8	1:54.624		7	32.864	90.9	47.850	81.2	25.385	110.7	1:46.099	
4	34.630	89.3	49.985	77.0	26.789	110.4	1:51.404		8	33.490	76.5	47.838	84.7	24.809	112.0	1:46.137	

17	Brian Morris (OF)								Lola T202							
lap	Sect-1	Speed	Sect-2	Speed	Sect-3	Speed	Laptime	Pit	lap	Sect-1	Speed	Sect-2	Speed	Sect-3	Speed	Laptime	Pit
1	Out	81.7	51.074	78.4	26.408	107.0	1:54.224		6	32.269	90.5	47.902	83.8	25.207	108.4	1:45.378	
2	33.890	89.2	49.899	80.2	26.069	107.9	1:49.858		7	31.935	90.9	47.001	82.7	25.177	108.9	1:44.113	
3	33.179	89.3	49.730	78.8	25.830	107.9	1:48.739		8	31.431	92.5	46.406	85.6	24.652	109.3	1:42.489	
4	32.619	90.7	48.937	82.1	25.539	108.1	1:47.095		9	31.766	91.7	46.617	83.6	24.536	109.8	1:42.919	
5	32.618	90.3	48.244	80.2	25.386	108.8	1:46.248		10								

19	Stephen King (OF)								Macon MR8							
lap	Sect-1	Speed	Sect-2	Speed	Sect-3	Speed	Laptime	Pit	lap	Sect-1	Speed	Sect-2	Speed	Sect-3	Speed	Laptime	Pit
1	Out	75.1	54.095	66.7	28.303	107.4	2:04.003		5	33.982	85.4	49.553	77.6	27.518	108.8	1:51.053	
2	35.259	83.9	51.635	68.1	26.438	108.8	1:53.332		6	33.019	89.1	48.943	76.2	26.349	105.5	1:48.311	
3	34.658	87.0	50.323	74.2	26.029	108.8	1:51.010		7	35.347	89.4	48.766	76.8	26.114	110.0	1:50.227	
4	34.169	90.1	49.610	73.0	26.330	110.0	1:50.109		8	32.929	86.8	49.738	79.5	25.334	108.6	1:48.001	

21	Ross Drybrough ( )								Merlyn Mk20AS							
lap	Sect-1	Speed	Sect-2	Speed	Sect-3	Speed	Laptime	Pit	lap	Sect-1	Speed	Sect-2	Speed	Sect-3	Speed	Laptime	Pit
1	Out	79.2	52.880	66.8	26.648	108.6	1:58.214		6	32.291	89.4	47.256	83.8	24.722	112.0	1:44.269	
2	34.482	88.8	50.078	64.0	27.956	109.5	1:52.516		7	32.090	92.2	46.749	79.7	24.795	112.0	1:43.634	
3	33.151	89.9	47.714	75.6	25.224	110.7	1:46.089		8	31.712	93.1	46.188	77.8	24.650	111.8	1:42.550	
4	32.698	92.1	47.426	76.3	25.263	113.7	1:45.387		9	32.092	91.4	45.860	81.5	24.558	111.3	1:42.510	
5	32.645	89.2	47.487	75.9	25.178	111.1	1:45.310		10								

24	Ben Mitchell ( )								Merlyn Mk20							
lap	Sect-1	Speed	Sect-2	Speed	Sect-3	Speed	Laptime	Pit	lap	Sect-1	Speed	Sect-2	Speed	Sect-3	Speed	Laptime	Pit
1	Out	86.1	50.532	78.0	25.195	111.8	1:55.410		6	30.754	93.5	45.687	91.7	23.986	110.9	1:40.427	
2	34.005	89.4	47.695	85.5	24.495	110.4	1:46.195		7	30.765	93.6	44.327	92.2	24.296	109.8	1:39.388	
3	31.875	92.0	46.123	89.4	24.126	110.9	1:42.124		8	31.089	93.0	44.554	92.6	23.822	110.7	1:39.465	
4	31.203	93.1	45.892	86.5	24.058	110.9	1:41.153		9	30.759	92.7	44.471	91.8	23.955	112.4	1:39.185	
5	31.069	92.5	45.034	92.1	23.865	112.6	1:39.968		10								

32	Nigel Adams (OF)								Lotus 61							
lap	Sect-1	Speed	Sect-2	Speed	Sect-3	Speed	Laptime	Pit	lap	Sect-1	Speed	Sect-2	Speed	Sect-3	Speed	Laptime	Pit
1	Out	78.8	57.617	64.1	29.984	86.3	2:11.171		5	35.466	83.1	50.710	75.9	26.491	108.4	1:52.667	
2	38.421	79.8	54.903	67.3	28.583	100.2	2:01.907		6	34.344	89.3	50.864	77.2	26.125	109.3	1:51.333	
3	35.738	83.5	53.623	73.7	28.180	105.9	1:57.541		7	34.307	86.4	50.375	72.5	26.797	107.4	1:51.479	
4	35.026	87.9	50.758	75.0	26.711	99.3	1:52.495		8	34.032	88.1	50.527	74.2	26.357	108.8	1:50.916	

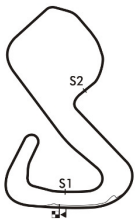

Session Start: 09:00:41 - Finish: 09:15:59
Weather/Track Conditions: Cloud / Dry
Circuit: Brands Hatch Grand Prix Circuit
Track Length: 3.916 Km - 2.4330 miles

MST

Legends of Brands Hatch Superprix - 1 - 2 Jul 2017

HSCC Historic Formula Ford with Avon Tyres, Radio Caroline & Titan Historic Racing

Qualifying 1 - Sector Analysis

39 Michael Richings (OF) — Alexis Mk15

lap	Sect-1	Speed	Sect-2	Speed	Sect-3	Speed	Laptime	Pit	lap	Sect-1	Speed	Sect-2	Speed	Sect-3	Speed	Laptime	Pit
1	Out	73.4	57.425	63.3	28.821	103.0	2:09.609		5	39.777	74.8	55.347	68.2	28.676	102.5	2:03.800	
2	38.089	79.1	53.315	67.9	27.660	104.4	1:59.064		6	36.337	79.9	53.347	70.4	27.703	104.4	1:57.387	
3	36.222	82.4	52.735	70.3	28.524	100.9	1:57.481		7	36.797	82.2	52.872	68.1	28.109	104.2	1:57.778	
4	37.516	80.0	53.982	69.7	28.682	94.3	2:00.180		8	35.767	80.7	52.844	69.1	27.561	104.5	1:56.172	

40 Sam Mitchell ( ) — Merlyn Mk20

lap	Sect-1	Speed	Sect-2	Speed	Sect-3	Speed	Laptime	Pit	lap	Sect-1	Speed	Sect-2	Speed	Sect-3	Speed	Laptime	Pit
1	Out	78.8	48.880	77.6	25.022	111.3	1:51.333		6	33.406	93.1	45.574	87.5	24.605	113.3	1:43.585	
2	32.827	89.3	47.790	83.7	24.235	111.8	1:44.852		7	30.976	94.7	45.779	85.3	24.026	112.4	1:40.781	
3	31.295	93.8	45.864	84.7	24.159	112.4	1:41.318		8	30.780	94.4	44.836	89.1	24.165	113.3	1:39.781	
4	30.782	94.4	45.374	92.2	23.774	113.5	1:39.930		9	31.391	93.4	45.396	91.8	23.677	113.2	1:40.464	
5	30.952	92.7	44.909	89.4	24.027	113.5	1:39.888		10								

46 Stuart Dix (OF) — Cooper Chinook

lap	Sect-1	Speed	Sect-2	Speed	Sect-3	Speed	Laptime	Pit	lap	Sect-1	Speed	Sect-2	Speed	Sect-3	Speed	Laptime	Pit
1	Out	74.9	59.925	57.2	28.829	103.6	2:11.766		5	34.162	85.7	50.227	74.2	26.151	110.0	1:50.540	
2	37.526	68.9	54.530	63.9	27.607	105.9	1:59.663		6	33.446	90.9	49.278	73.3	26.280	110.2	1:49.004	
3	36.708	83.7	52.216	72.8	26.839	108.1	1:55.763		7	33.393	90.6	49.993	71.5	26.182	108.9	1:49.568	
4	34.246	89.8	50.553	72.6	26.299	109.8	1:51.098		8	34.162	91.5	50.864	78.1	25.871	106.0	1:50.897	

47 Louis Hanjoul (OF) — Elden Mk8/10

lap	Sect-1	Speed	Sect-2	Speed	Sect-3	Speed	Laptime	Pit	lap	Sect-1	Speed	Sect-2	Speed	Sect-3	Speed	Laptime	Pit
1	Out	76.7	58.025	65.4	29.445	100.6	2:10.038		5	35.396	85.9	51.917	71.0	26.743	107.2	1:54.056	
2	37.184	85.0	56.190	65.0	28.994	105.4	2:02.368		6	34.494	88.5	50.931	78.2	26.313	108.8	1:51.738	
3	37.532	83.2	55.120	67.5	28.302	105.5	2:00.954		7	34.457	85.1	49.690	77.5	27.005	108.2	1:51.152	
4	35.745	78.1	54.034	72.6	27.533	106.4	1:57.312		8	34.357	89.1	49.350	80.1	26.281	109.3	1:49.988	

49 Harvey Sykes ( ) — Crossle 20F

lap	Sect-1	Speed	Sect-2	Speed	Sect-3	Speed	Laptime	Pit	lap	Sect-1	Speed	Sect-2	Speed	Sect-3	Speed	Laptime	Pit
1	Out	70.8	54.488	58.4	27.887	107.2	2:04.488		5	33.269	90.9	48.625	74.3	25.977	113.2	1:47.871	
2	36.136	77.8	52.251	66.6	27.467	103.0	1:55.854		6	33.558	91.5	48.602	83.3	25.828	112.8	1:47.988	
3	36.988	80.4	52.446	68.7	26.810	109.8	1:56.244		7	33.326	90.6	49.602	62.0	25.960	112.0	1:48.888	
4	34.283	87.7	50.336	67.7	26.294	111.7	1:50.913		8	33.166	82.8	48.114	75.5	25.747	111.5	1:47.027	

53 Richard Tarling ( ) — Macon MR8

lap	Sect-1	Speed	Sect-2	Speed	Sect-3	Speed	Laptime	Pit	lap	Sect-1	Speed	Sect-2	Speed	Sect-3	Speed	Laptime	Pit
1	Out	90.3	48.797	74.6	25.405	111.1	1:49.809		6	31.923	92.6	50.708	78.5	26.142	112.6	1:48.773	
2	32.113	91.7	46.665	83.6	24.449	111.8	1:43.227		7	30.909	93.8	45.132	86.6	24.499	112.0	1:40.540	
3	31.565	92.9	45.987	85.9	24.233	112.2	1:41.785		8	30.922	93.6	44.779	91.6	23.892	112.6	1:39.593	
4	31.213	92.9	45.322	88.9	24.199	112.4	1:40.734		9	30.823	94.2	45.454	90.1	23.744	115.1	1:40.021	
5	31.137	93.4	47.173	83.9	25.195	114.3	1:43.505		10								

58 Michael Grant Peterkin ( ) — Brabham BT21

lap	Sect-1	Speed	Sect-2	Speed	Sect-3	Speed	Laptime	Pit	lap	Sect-1	Speed	Sect-2	Speed	Sect-3	Speed	Laptime	Pit
1	Out	82.8	50.826	73.8	25.820	112.2	1:52.848		6	31.492	93.3	46.421	77.6	25.954	111.8	1:43.867	
2	32.948	86.5	48.291	77.3	24.927	111.7	1:46.166		7	31.540	92.4	45.795	81.6	24.337	111.8	1:41.672	
3	31.893	92.7	47.510	80.3	24.625	112.0	1:44.028		8	31.729	91.4	46.243	80.4	25.712	110.2	1:43.684	
4	31.831	91.5	47.007	81.1	24.492	112.0	1:43.330		9	32.770	89.5	46.711	78.9	25.142	102.5	1:44.623	
5	31.528	91.9	46.228	84.4	24.298	112.0	1:42.054		10								

60 James Buckton ( ) — Crossle 16F

lap	Sect-1	Speed	Sect-2	Speed	Sect-3	Speed	Laptime	Pit	lap	Sect-1	Speed	Sect-2	Speed	Sect-3	Speed	Laptime	Pit
1	Out	87.2	49.261	78.6	25.183	109.3	1:51.504		6	31.378	93.8	46.161	88.6	24.443	110.2	1:41.982	
2	32.684	89.7	48.206	78.6	25.119	109.3	1:46.009		7	31.166	94.2	45.581	92.0	23.977	111.3	1:40.724	
3	33.280	93.6	47.245	80.3	25.166	109.1	1:45.691		8	31.815	92.2	48.443	77.3	26.668	109.5	1:46.926	
4	31.735	93.5	46.669	84.2	24.677	109.5	1:43.081		9	32.099	92.4	45.607	90.7	24.550	110.9	1:42.256	
5	31.365	93.5	46.782	86.5	24.537	110.6	1:42.684		10								

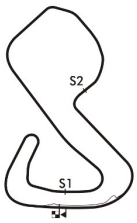

Session Start: 09:00:41 - Finish: 09:15:59
Weather/Track Conditions: Cloud / Dry
Circuit: Brands Hatch Grand Prix Circuit
Track Length: 3.916 Km - 2.4330 miles

Legends of Brands Hatch Superprix - 1 - 2 Jul 2017

HSCC Historic Formula Ford with Avon Tyres, Radio Caroline & Titan Historic Racing

Qualifying 1 - Sector Analysis

64 Cameron Jackson ( ) — Lola T200

lap	Sect-1	Speed	Sect-2	Speed	Sect-3	Speed	Laptime	Pit
1	Out	90.3	48.233	73.8	25.372	110.7	1:49.572	
2	32.963	91.2	46.431	82.5	24.706	110.7	1:44.100	
3	31.387	93.5	45.518	84.7	24.213	111.8	1:41.118	
4	30.889	94.4	44.740	88.4	23.817	113.3	1:39.446	
5	30.825	95.1	44.693	90.6	24.149	113.7	1:39.667	
6	30.811	94.2	44.689	89.8	23.935	113.2	1:39.435	
7	30.880	94.0	44.726	92.3	23.606	113.5	1:39.212	
8	31.520	95.2	46.877	82.2	24.166	111.8	1:42.563	
9	30.841	93.6	44.419	91.3	23.745	111.7	1:39.005	
10								

72 Alistair Littlewood ( ) — Merlyn Mk20A

lap	Sect-1	Speed	Sect-2	Speed	Sect-3	Speed	Laptime	Pit
1	Out	79.3	54.272	65.6	27.522	108.2	2:01.294	
2	34.819	83.3	50.594	71.4	26.174	110.0	1:51.587	
3	34.757	87.1	50.964	66.2	26.482	109.1	1:52.203	
4	34.402	86.7	49.463	74.3	25.563	110.2	1:49.428	
5	33.510	86.7	48.726	71.5	25.402	109.8	1:47.638	
6	32.707	89.4	48.222	74.6	25.495	110.0	1:46.424	
7	35.022	81.4	51.089	68.3	In		2:46.325	P
8	Out	90.3	48.646	73.4	25.608	110.6	1:51.708	

73 Ed Thurston ( ) — Elden Mk8

lap	Sect-1	Speed	Sect-2	Speed	Sect-3	Speed	Laptime	Pit
1	Out	86.3	49.316	71.3	25.594	111.1	1:52.067	
2	33.448	78.1	48.518	73.4	24.692	112.8	1:46.658	
3	32.758	92.2	47.154	76.9	25.112	110.7	1:45.024	
4	31.896	92.6	46.571	78.5	24.319	111.3	1:42.786	
5	31.732	92.1	46.523	79.9	24.153	111.1	1:42.408	
6	31.523	92.0	46.797	85.4	23.957	111.7	1:42.277	
7	31.252	93.0	45.762	91.0	23.890	113.0	1:40.904	
8	31.634	92.6	47.064	82.4	24.089	111.8	1:42.787	
9	31.344	92.0	45.410	86.8	23.990	111.8	1:40.744	
10								

75 Daniel Pickett ( ) — Merlyn Mk20

lap	Sect-1	Speed	Sect-2	Speed	Sect-3	Speed	Laptime	Pit
1	Out	79.3	52.869	66.9	26.401	112.0	1:56.946	
2	33.782	88.0	49.301	72.0	26.075	108.8	1:49.158	
3	33.467	87.4	48.959	76.3	25.729	108.9	1:48.155	
4	32.824	89.5	47.912	79.8	25.504	109.1	1:46.240	
5	32.678	89.8	48.442	76.1	25.298	110.9	1:46.418	
6	32.334	90.7	47.532	82.5	25.275	110.6	1:45.141	
7	32.257	90.6	47.564	83.9	25.286	109.8	1:45.107	
8	32.464	90.1	47.276	77.0	25.657	109.3	1:45.397	
9	32.312	89.9	47.165	81.5	25.326	109.3	1:44.803	
10								

81 James Lovett ( ) — Lola T200

lap	Sect-1	Speed	Sect-2	Speed	Sect-3	Speed	Laptime	Pit
1	Out	74.6	59.444	59.9	29.336	95.5	2:11.478	
2	40.226	75.5	56.123	68.0	27.804	104.5	2:04.153	
3	36.604	85.8	52.949	71.3	26.992	105.9	1:56.545	
4	35.634	85.3	52.394	70.0	26.744	107.0	1:54.772	
5	34.906	84.7	51.741	74.6	26.813	103.4	1:53.460	
6	33.872	88.5	51.651	73.7	26.531	107.9	1:52.054	
7	33.938	89.3	52.493	71.5	26.532	104.4	1:52.963	
8	34.430	89.7	49.413	78.5	25.925	108.1	1:49.768	

82 Lee Penson ( ) — Lotus 51A

lap	Sect-1	Speed	Sect-2	Speed	Sect-3	Speed	Laptime	Pit
1	Out	80.3	57.742	59.5	28.835	105.5	2:07.628	
2	37.043	82.1	53.634	65.0	27.936	108.6	1:58.613	
3	35.778	87.4	51.882	67.2	27.045	109.3	1:54.705	
4	34.595	87.1	51.904	70.8	27.207	109.3	1:53.706	
5	33.503	90.0	49.188	74.2	26.449	109.1	1:49.140	
6	33.110	90.9	48.599	76.5	25.960	109.7	1:47.669	
7	33.657	90.7	48.991	72.3	26.153	110.2	1:48.801	
8	33.252	90.6	47.825	77.3	25.764	110.0	1:46.841	

87 Ian Jeary ( ) — Elden Mk8

lap	Sect-1	Speed	Sect-2	Speed	Sect-3	Speed	Laptime	Pit
1	Out	70.4	57.952	67.7	29.037	105.5	2:10.069	
2	34.869	88.5	50.380	77.9	26.516	106.0	1:51.765	
3	34.062	87.3	49.822	78.8	26.001	108.1	1:49.885	
4	33.598	84.4	51.925	73.6	26.994	109.5	1:52.517	
5	33.806	85.8	49.853	70.8	27.027	107.0	1:50.686	
6	34.246	89.2	49.918	63.1	26.575	108.1	1:50.739	
7	33.871	83.2	48.560	76.1	26.221	107.6	1:48.652	
8	33.824	82.9	47.656	78.4	26.249	107.6	1:47.729	

93 Rudolf Ernst (OF) — Titan Mk6

lap	Sect-1	Speed	Sect-2	Speed	Sect-3	Speed	Laptime	Pit
1	Out	72.6	59.404	58.8	29.168	105.2	2:09.788	
2	36.555	73.8	54.147	59.7	28.367	104.4	1:59.069	
3	35.325	79.8	52.253	66.4	26.945	107.0	1:54.523	
4	34.286	87.1	50.414	67.6	26.466	109.1	1:51.166	
5	33.700	83.1	49.503	73.0	26.296	107.6	1:49.499	
6	33.342	88.0	49.228	75.2	25.998	108.8	1:48.568	
7	33.198	88.0	48.986	77.1	26.087	108.8	1:48.271	
8	33.008	87.8	48.779	75.3	25.870	108.1	1:47.657	

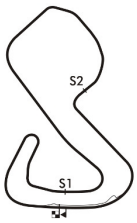

Session Start: 09:00:41 - Finish: 09:15:59
Weather/Track Conditions: Cloud / Dry
Circuit: Brands Hatch Grand Prix Circuit
Track Length: 3.916 Km - 2.4330 miles

MST

Legends of Brands Hatch Superprix - 1 - 2 Jul 2017

HSCC Historic Formula Ford with Avon Tyres, Radio Caroline & Titan Historic Racing

Qualifying 1 - Sector Analysis

122	Chris Williams ( )								Caldwell D9								
lap	Sect-1	Speed	Sect-2	Speed	Sect-3	Speed	Laptime	Pit	lap	Sect-1	Speed	Sect-2	Speed	Sect-3	Speed	Laptime	Pit
1	Out	71.7	59.499	59.2	28.648	106.2	2:10.275		5	33.934	89.2	49.477	73.5	26.522	108.8	1:49.933	
2	36.082	75.0	50.428	75.0	26.310	108.6	1:52.820		6	33.087	89.7	48.667	75.4	25.819	109.5	1:47.573	
3	33.865	85.1	49.442	75.2	26.470	108.4	1:49.777		7	33.574	89.7	48.897	78.0	26.025	108.8	1:48.496	
4	33.999	90.0	49.305	76.2	26.083	108.9	1:49.387		8	33.783	88.2	48.565	73.8	25.622	108.8	1:47.970	

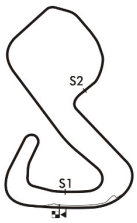

Session Start: 09:00:41 - Finish: 09:15:59
Weather/Track Conditions: Cloud / Dry
Circuit: Brands Hatch Grand Prix Circuit
Track Length: 3.916 Km - 2.4330 miles

Legends of Brands Hatch Superprix - 1 - 2 Jul 2017

HSCC Historic Formula Ford with Avon Tyres, Radio Caroline & Titan Historic Racing

Qualifying 1 - Best Sector Times

	SECTOR 1			SECTOR 2			SECTOR 3		
	NO	TIME	LAP	NO	TIME	LAP	NO	TIME	LAP
1	24	30.754	6	24	44.327	7	64	23.606	7
2	40	30.780	8	64	44.419	9	40	23.677	9
3	64	30.811	6	1	44.493	7	1	23.699	7
4	53	30.823	9	53	44.779	8	53	23.744	9
5	1	30.876	9	40	44.836	8	24	23.822	8
6	60	31.166	7	73	45.410	9	73	23.890	7
7	73	31.252	7	60	45.581	7	60	23.977	7
8	17	31.431	8	58	45.795	7	58	24.298	5
9	58	31.492	6	21	45.860	9	17	24.536	9
10	21	31.712	8	17	46.406	8	21	24.558	9
11	75	32.257	7	75	47.165	9	8	24.809	8
12	72	32.707	6	87	47.656	8	75	25.275	6
13	8	32.864	7	7	47.749	8	19	25.334	8
14	19	32.929	8	82	47.825	8	72	25.402	5
15	7	32.961	6	8	47.838	8	122	25.622	8
16	93	33.008	8	49	48.114	8	7	25.642	8
17	122	33.087	6	72	48.222	6	49	25.747	8
18	82	33.110	6	122	48.565	8	82	25.764	8
19	49	33.166	8	19	48.766	7	93	25.870	8
20	46	33.393	7	93	48.779	8	46	25.871	8
21	87	33.598	4	46	49.278	6	81	25.925	8
22	81	33.872	6	47	49.350	8	87	26.001	3
23	32	34.032	8	81	49.413	8	32	26.125	6
24	47	34.357	8	32	50.375	7	47	26.281	8
25	39	35.767	8	39	52.735	3	39	27.561	8

IDEAL / BEST LAP COMPARISON

NO	NAME	BEST	IN	IDEAL	DIFF
64	Cameron Jackson	1:39.005	9	1:38.836	+0.169
1	Callum Grant	1:39.178	7	1:39.068	+0.110
24	Ben Mitchell	1:39.185	9	1:38.903	+0.282
53	Richard Tarling	1:39.593	8	1:39.346	+0.247
40	Sam Mitchell	1:39.781	8	1:39.293	+0.488
60	James Buckton	1:40.724	7	1:40.724	+0.000
73	Ed Thurston	1:40.744	9	1:40.552	+0.192
58	Michael Grant Peter	1:41.672	7	1:41.585	+0.087
17	Brian Morris	1:42.489	8	1:42.373	+0.116
21	Ross Drybrough	1:42.510	9	1:42.130	+0.380
75	Daniel Pickett	1:44.803	9	1:44.697	+0.106
8	Andrew Mansell	1:46.099	7	1:45.511	+0.588
72	Alistair Littlewood	1:46.424	6	1:46.331	+0.093
82	Lee Penson	1:46.841	8	1:46.699	+0.142
49	Harvey Sykes	1:47.027	8	1:47.027	+0.000
7	Robs Lamplough	1:47.244	8	1:46.352	+0.892
122	Chris Williams	1:47.573	6	1:47.274	+0.299
93	Rudolf Ernst	1:47.657	8	1:47.657	+0.000
87	Ian Jeary	1:47.729	8	1:47.255	+0.474
19	Stephen King	1:48.001	8	1:47.029	+0.972
46	Stuart Dix	1:49.004	6	1:48.542	+0.462
81	James Lovett	1:49.768	8	1:49.210	+0.558
47	Louis Hanjoul	1:49.988	8	1:49.988	+0.000
32	Nigel Adams	1:50.916	8	1:50.532	+0.384
39	Michael Richings	1:56.172	8	1:56.063	+0.109

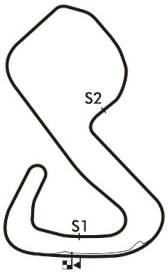

Session Start: 09:00:41 - Finish: 09:15:59
Weather/Track Conditions: Cloud / Dry
Circuit: Brands Hatch Grand Prix Circuit
Track Length: 3.916 Km - 2.4330 miles

Legends of Brands Hatch Superprix - 1 - 2 Jul 2017

HSCC Historic Formula Ford with Avon Tyres, Radio Caroline & Titan Historic Racing

Qualifying 1 - Best Sector Speeds

	NO	SECTOR 1	MPH	NO	SECTOR 2	MPH	NO	SECTOR 3	MPH
1	64	Cameron Jackson	95.2	24	Ben Mitchell	92.6	1	Callum Grant	115.3
2	1	Callum Grant	95.0	64	Cameron Jackson	92.3	53	Richard Tarling	115.1
3	40	Sam Mitchell	94.7	40	Sam Mitchell	92.2	21	Ross Drybrough	113.7
4	53	Richard Tarling	94.2	60	James Buckton	92.0	64	Cameron Jackson	113.7
5	60	James Buckton	94.2	53	Richard Tarling	91.6	40	Sam Mitchell	113.5
6	24	Ben Mitchell	93.6	73	Ed Thurston	91.0	49	Harvey Sykes	113.2
7	58	Michael Grant Peterkin	93.3	1	Callum Grant	90.6	73	Ed Thurston	113.0
8	21	Ross Drybrough	93.1	17	Brian Morris	85.6	24	Ben Mitchell	112.6
9	73	Ed Thurston	93.0	8	Andrew Mansell	84.7	58	Michael Grant Peterkin	112.2
10	17	Brian Morris	92.5	58	Michael Grant Peterkin	84.4	8	Andrew Mansell	112.0
11	46	Stuart Dix	91.5	75	Daniel Pickett	83.9	75	Daniel Pickett	112.0
12	49	Harvey Sykes	91.5	21	Ross Drybrough	83.8	60	James Buckton	111.3
13	8	Andrew Mansell	91.1	49	Harvey Sykes	83.3	7	Robs Lamplough	111.1
14	82	Lee Penson	90.9	7	Robs Lamplough	80.8	72	Alistair Littlewood	110.6
15	75	Daniel Pickett	90.7	47	Louis Hanjoul	80.1	46	Stuart Dix	110.2
16	72	Alistair Littlewood	90.3	19	Stephen King	79.5	82	Lee Penson	110.2
17	19	Stephen King	90.1	87	Ian Jeary	78.8	19	Stephen King	110.0
18	122	Chris Williams	90.0	81	James Lovett	78.5	17	Brian Morris	109.8
19	81	James Lovett	89.7	46	Stuart Dix	78.1	87	Ian Jeary	109.5
20	32	Nigel Adams	89.3	122	Chris Williams	78.0	122	Chris Williams	109.5
21	87	Ian Jeary	89.2	82	Lee Penson	77.3	32	Nigel Adams	109.3
22	47	Louis Hanjoul	89.1	32	Nigel Adams	77.2	47	Louis Hanjoul	109.3
23	7	Robs Lamplough	88.8	93	Rudolf Ernst	77.1	93	Rudolf Ernst	109.1
24	93	Rudolf Ernst	88.0	72	Alistair Littlewood	74.6	81	James Lovett	108.1
25	39	Michael Richings	82.4	39	Michael Richings	70.4	39	Michael Richings	104.5

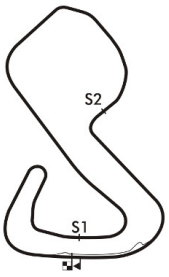

Session Start: 09:00:41 - Finish: 09:15:59
Weather/Track Conditions: Cloud / Dry
Circuit: Brands Hatch Grand Prix Circuit
Track Length: 3.916 Km - 2.4330 miles

Legends of Brands Hatch Superprix - 1 - 2 Jul 2017

HSCC/FJHRA Silverline Historic Formula Junior

Qualifying for Race 2 - Classification

Sheet No:

POS	NO	DRIVER/S	CLASS	CLASS POS	CAR MAKE / MODEL	TIME	ON	LAPS	GAP	DIFF	MPH
1	66	Cameron Jackson	E1	1	Brabham BT2	1:42.018	3	6			85.86
2	78	Benn Tilley	E1	2	Lotus 22	1:42.918	7	7	0.900	0.900	85.10
3	79	Michael Hibberd	E1	3	Lotus 22	1:43.066	8	8	1.048	0.148	84.98
4	99	Mark Shaw	H	1	Brabham BT6	1:44.270	4	7	2.252	1.204	84.00
5	74	Iain Rowley	E1	4	Lola Mk5	1:44.971	8	8	2.953	0.701	83.44
6	63	Laine Martin	D2	1	Lotus 20	1:45.769	7	7	3.751	0.798	82.81
7	67	Anthony Binnington	E1	5	Cooper T67	1:50.531	7	7	8.513	4.762	79.24
8	85	John Chisholm	D2	2	Gemini Mk3A	1:51.451	3	7	9.433	0.920	78.59
9	43	Ian Simmonds	C2	1	Envoy Mk1	1:51.459	8	8	9.441	0.008	78.58
10	134	Nick Finburgh	C2	2	Envoy Proto 1	1:51.602	7	7	9.584	0.143	78.48
11	71	James Hicks	D2	3	Caravelle Mk3	1:53.314	6	6	11.296	1.712	77.30
12	37	Andrew Taylor	C2	3	Cooper T56	1:53.504	2	7	11.486	0.190	77.17
13	3	Justin Fleming	B2	1	Lola Mk2	1:55.074	7	7	13.056	1.570	76.11
14	72	Tom De Gres	E2	1	Cooper T59	1:55.641	7	7	13.623	0.567	75.74
15	38	Gil Duffy	C2	4	Kieft FJ	1:56.621	7	7	14.603	0.980	75.10
16	46	Chris Alford	C2	5	Elva 200	1:56.767	3	7	14.749	0.146	75.01
17	34	James Owen	B2	2	Gemini Mk2	1:57.157	3	7	15.139	0.390	74.76
18	31	John Lord	C2	6	Lotus 18	1:57.197	7	7	15.179	0.040	74.74
19	59	Robin Longdon	D2	4	Lola Mk3	1:57.263	3	3	15.245	0.066	74.69
20	39	Simon Durling	C1	1	Lotus 18	2:00.252	6	6	18.234	2.989	72.84
21	33	Stuart Tizzard	C2	7	Lotus 18	2:02.672	2	2	20.654	2.420	71.40
22	22	Robin Lackford	B2	3	Elva 100	2:03.419	6	6	21.401	0.747	70.97
23	52	Kim Shearn	H	2	Penny Ford PF1	2:03.521	6	6	21.503	0.102	70.91
24	30	Roger Skipp	C2	8	Emeryson FJ	2:06.109	6	6	24.091	2.588	69.45
25	48	Simon Hewes	C2	9	Lotus 18	2:06.301	6	6	24.283	0.192	69.35
26	26	Roger Dexter	B2	4	Elva 100	2:11.118	6	6	29.100	4.817	66.80
27	97	Hans Ciers	D2	5	Lotus 20	2:15.123	6	6	33.105	4.005	64.82
28	60	Nick Daunt	A	1	Taraschi FJ	2:16.529	6	6	34.511	1.406	64.15
29	47	Richard Utley	C1	2	Caravelle Mk1	2:21.547	3	6	39.529	5.018	61.88
30	316	Alvin Davies	C1	3	Cooper T18	2:40.855	2	4	58.837	19.308	54.45

Car 71 requires a working transponder - Regulation Q.12.2.1 refers.
A 30 second penalty will be applied if not working in the race.

Session Start: 09:22:45 - Finish: 09:37:49
Weather/Track Conditions: Cloud / Dry
Circuit: Brands Hatch Grand Prix Circuit
Track Length: 3.916 Km - 2.4330 miles

These results are provisional until the conclusion of any judicial and technical matters.

Clerk of the Course:	Timekeeper:	Issued at:
Julian Floyd	Nick Palmer	

MST

Printed : 01-07-2017 - 09:41

Full results available at www.mstworld.com. Email: timing@mstworld.com

Legends of Brands Hatch Superprix - 1 - 2 Jul 2017

HSCC/FJHRA Silverline Historic Formula Junior

Qualifying for Race 2 - Sector Analysis

3	Justin Fleming (B2)								Lola Mk2							
lap	Sect-1	Speed	Sect-2	Speed	Sect-3	Speed	Laptime	Pit	lap	Sect-1	Speed	Sect-2	Speed	Sect-3	Speed	Laptime	Pit
1	Out	64.4	58.151	60.6	33.146	89.5	2:24.013		5	47.965	55.6	1:04.676	49.8	36.441	72.1	2:29.082	
2	40.172	73.2	54.318	68.7	28.364	106.5	2:02.854		6	41.014	77.7	54.189	68.1	28.392	108.2	2:03.595	
3	37.379	83.3	52.052	71.1	27.599	108.8	1:57.030		7	35.318	83.2	51.833	73.2	27.923	106.9	1:55.074	
4	39.790	49.7	1:17.609	43.4	41.490	69.7	2:38.889		8								

22	Robin Lackford (B2)								Elva 100							
lap	Sect-1	Speed	Sect-2	Speed	Sect-3	Speed	Laptime	Pit	lap	Sect-1	Speed	Sect-2	Speed	Sect-3	Speed	Laptime	Pit
1	Out	66.5	1:04.419	56.8	32.549	92.2	2:25.364		4	44.666	66.5	1:03.521	56.9	33.731	82.5	2:21.918	
2	40.169	75.6	59.306	58.1	32.328	89.2	2:11.803		5	43.321	64.4	1:02.692	60.4	30.707	98.3	2:16.720	
3	42.742	75.8	58.728	61.0	35.872	77.6	2:17.342		6	37.969	79.4	56.657	65.9	28.793	99.5	2:03.419	

26	Roger Dexter (B2)								Elva 100							
lap	Sect-1	Speed	Sect-2	Speed	Sect-3	Speed	Laptime	Pit	lap	Sect-1	Speed	Sect-2	Speed	Sect-3	Speed	Laptime	Pit
1	Out	65.2	1:05.977	58.9	34.568	86.1	2:30.092		4	45.860	57.5	1:14.506	39.1	38.897	64.5	2:39.263	
2	44.900	68.3	1:05.871	57.6	33.418	76.0	2:24.189		5	47.809	55.9	1:04.505	61.0	31.827	87.7	2:24.141	
3	43.771	70.2	1:07.326	53.9	37.000	73.0	2:28.097		6	40.798	71.6	59.558	59.3	30.762	93.8	2:11.118	

30	Roger Skipp (C2)								Emeryson FJ							
lap	Sect-1	Speed	Sect-2	Speed	Sect-3	Speed	Laptime	Pit	lap	Sect-1	Speed	Sect-2	Speed	Sect-3	Speed	Laptime	Pit
1	Out	70.7	1:03.402	56.9	31.112	94.4	2:23.253		4	45.551	55.0	1:08.345	48.4	34.026	79.4	2:27.922	
2	40.844	73.4	58.823	57.9	30.634	92.5	2:10.301		5	43.603	66.1	1:03.991	53.8	30.920	97.3	2:18.514	
3	42.806	69.2	59.377	57.8	37.248	73.0	2:19.431		6	39.987	76.0	56.336	66.8	29.786	96.7	2:06.109	

31	John Lord (C2)								Lotus 18							
lap	Sect-1	Speed	Sect-2	Speed	Sect-3	Speed	Laptime	Pit	lap	Sect-1	Speed	Sect-2	Speed	Sect-3	Speed	Laptime	Pit
1	Out	65.1	1:05.516	53.8	31.478	97.0	2:25.374		5	40.111	66.3	1:05.660	58.1	34.321	92.5	2:20.092	
2	40.704	74.2	59.839	61.4	30.029	103.7	2:10.572		6	38.892	74.4	56.686	67.5	28.014	107.6	2:03.592	
3	38.635	72.8	58.826	61.0	30.650	86.9	2:08.111		7	36.206	80.4	53.489	72.1	27.502	107.7	1:57.197	
4	47.887	68.5	1:02.927	58.6	30.063	97.3	2:20.877		8								

33	Stuart Tizzard (C2)								Lotus 18							
lap	Sect-1	Speed	Sect-2	Speed	Sect-3	Speed	Laptime	Pit	lap	Sect-1	Speed	Sect-2	Speed	Sect-3	Speed	Laptime	Pit
1	Out	67.7	59.029	59.8	29.707	98.7	2:12.960		2	38.504	75.2	55.462	64.1	28.706	102.8	2:02.672	

34	James Owen (B2)								Gemini Mk2							
lap	Sect-1	Speed	Sect-2	Speed	Sect-3	Speed	Laptime	Pit	lap	Sect-1	Speed	Sect-2	Speed	Sect-3	Speed	Laptime	Pit
1	Out	70.7	59.185	63.6	29.289	97.9	2:15.248		5	45.527	62.9	1:06.964	50.7	34.584	80.1	2:27.075	
2	38.297	75.9	53.435	69.8	28.039	98.6	1:59.771		6	43.149	65.7	1:03.897	56.8	29.484	101.2	2:16.530	
3	36.557	80.5	53.108	72.8	27.492	100.8	1:57.157		7	37.033	83.6	53.312	69.2	27.299	102.2	1:57.644	
4	36.355	82.8	53.411	62.4	34.059	82.4	2:03.825		8								

37	Andrew Taylor (C2)								Cooper T56							
lap	Sect-1	Speed	Sect-2	Speed	Sect-3	Speed	Laptime	Pit	lap	Sect-1	Speed	Sect-2	Speed	Sect-3	Speed	Laptime	Pit
1	Out	78.5	55.681	68.8	28.746	103.0	2:08.936		5	43.541	59.3	1:06.773	48.9	34.923	73.1	2:25.237	
2	35.594	85.8	51.435	80.2	26.475	105.9	1:53.504		6	43.449	60.8	1:04.446	74.6	27.093	106.7	2:14.988	
3	34.709	86.0	51.132	68.2	28.621	106.4	1:54.462		7	35.285	86.3	51.418	69.9	27.395	106.0	1:54.098	
4	36.004	86.8	50.915	67.4	35.199	82.7	2:02.118		8								

38	Gil Duffy (C2)								Kieft FJ							
lap	Sect-1	Speed	Sect-2	Speed	Sect-3	Speed	Laptime	Pit	lap	Sect-1	Speed	Sect-2	Speed	Sect-3	Speed	Laptime	Pit
1	Out	71.0	1:00.151	62.5	29.730	103.4	2:14.809		5	1:09.617	39.1	1:17.335	51.2	40.577	65.4	3:07.529	
2	38.481	72.8	57.060	67.0	29.553	103.0	2:05.094		6	42.895	77.1	54.049	68.3	28.556	106.5	2:05.500	
3	37.774	80.3	53.618	75.1	27.756	107.9	1:59.148		7	35.819	85.4	51.772	70.6	29.030	103.6	1:56.621	
4	36.932	80.6	1:08.103	48.7	39.410	58.4	2:24.445		8								

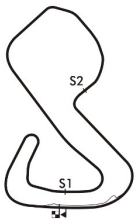

Session Start: 09:22:45 - Finish: 09:37:49
Weather/Track Conditions: Cloud / Dry
Circuit: Brands Hatch Grand Prix Circuit
Track Length: 3.916 Km - 2.4330 miles

Legends of Brands Hatch Superprix - 1 - 2 Jul 2017

HSCC/FJHRA Silverline Historic Formula Junior

Qualifying for Race 2 - Sector Analysis

39 Simon Durling (C1) — Lotus 18

lap	Sect-1	Speed	Sect-2	Speed	Sect-3	Speed	Laptime	Pit	lap	Sect-1	Speed	Sect-2	Speed	Sect-3	Speed	Laptime	Pit
1	Out	67.7	1:03.624	66.5	31.716	90.3	2:23.874		4	44.883	68.1	1:02.996	58.9	33.170	85.0	2:21.049	
2	39.726	82.2	55.523	65.6	30.576	99.0	2:05.825		5	44.767	69.1	1:01.717	60.7	31.871	99.0	2:18.355	
3	40.887	67.7	56.387	70.4	35.252	80.5	2:12.526		6	37.641	80.3	54.071	67.6	28.540	102.5	2:00.252	

43 Ian Simmonds (C2) — Envoy Mk1

lap	Sect-1	Speed	Sect-2	Speed	Sect-3	Speed	Laptime	Pit	lap	Sect-1	Speed	Sect-2	Speed	Sect-3	Speed	Laptime	Pit
1	Out	77.3	54.673	68.0	29.134	107.0	2:07.232		5	47.775	73.0	1:02.960	60.8	30.038	103.9	2:20.773	
2	36.701	86.2	51.641	70.4	27.480	108.9	1:55.822		6	40.089	66.9	1:05.558	59.1	32.480	106.7	2:18.127	
3	37.077	86.8	50.529	70.6	27.147	110.2	1:54.753		7	36.285	86.3	51.639	69.9	27.581	110.4	1:55.505	
4	38.516	85.4	53.396	61.4	30.935	88.5	2:02.847		8	34.823	90.9	49.833	71.3	26.803	110.7	1:51.459	

46 Chris Alford (C2) — Elva 200

lap	Sect-1	Speed	Sect-2	Speed	Sect-3	Speed	Laptime	Pit	lap	Sect-1	Speed	Sect-2	Speed	Sect-3	Speed	Laptime	Pit
1	Out	73.1	56.995	62.6	28.778	101.9	2:09.887		5	42.746	69.1	1:10.296	55.1	42.024	52.1	2:35.066	
2	36.872	81.1	53.697	68.3	28.020	104.5	1:58.589		6	48.342	62.4	1:05.189	64.8	28.202	105.4	2:21.733	
3	36.762	83.1	51.845	76.8	28.160	104.5	1:56.767		7	37.440	84.3	51.483	69.2	27.940	101.7	1:56.863	
4	36.390	83.2	53.478	62.2	37.958	82.8	2:07.826		8								

47 Richard Utley (C1) — Caravelle Mk1

lap	Sect-1	Speed	Sect-2	Speed	Sect-3	Speed	Laptime	Pit	lap	Sect-1	Speed	Sect-2	Speed	Sect-3	Speed	Laptime	Pit
1	Out		1:05.681	55.6	33.554	85.7	2:29.617		4	44.784	66.1	1:07.430	48.3	40.872	72.2	2:33.086	
2	44.973		1:05.343	56.4	33.348	86.8	2:23.664		5	48.584		1:06.361	56.7	34.535	82.4	2:29.480	
3	43.593	68.4	1:03.183	55.8	34.771	84.2	2:21.547		6	44.753		1:08.487	49.0	35.089	85.3	2:28.329	

48 Simon Hewes (C2) — Lotus 18

lap	Sect-1	Speed	Sect-2	Speed	Sect-3	Speed	Laptime	Pit	lap	Sect-1	Speed	Sect-2	Speed	Sect-3	Speed	Laptime	Pit
1	Out	64.9	1:07.228	53.9	33.037	87.8	2:30.534		4	44.784	56.3	1:04.854	50.5	35.062	71.2	2:24.700	
2	45.749	65.6	1:01.539	52.0	31.047	99.9	2:18.335		5	45.287	55.2	1:02.522	65.4	29.349	99.2	2:17.158	
3	39.734	72.3	58.631	57.4	35.767	75.7	2:14.132		6	39.730	75.2	58.479	62.3	28.092	101.7	2:06.301	

52 Kim Shearn (H) — Penny Ford PF1

lap	Sect-1	Speed	Sect-2	Speed	Sect-3	Speed	Laptime	Pit	lap	Sect-1	Speed	Sect-2	Speed	Sect-3	Speed	Laptime	Pit
1	Out	67.1	1:07.742	56.1	33.373	86.8	2:31.450		4	44.853	58.9	1:06.907	50.3	34.648	77.7	2:26.408	
2	45.166	65.5	1:01.148	57.2	30.679	95.6	2:16.993		5	43.419	64.1	1:03.574	54.0	31.975	95.5	2:18.968	
3	40.548	77.0	56.797	58.7	33.764	84.2	2:11.109		6	39.487	77.0	55.236	64.1	28.798	99.0	2:03.521	

59 Robin Longdon (D2) — Lola Mk3

lap	Sect-1	Speed	Sect-2	Speed	Sect-3	Speed	Laptime	Pit	lap	Sect-1	Speed	Sect-2	Speed	Sect-3	Speed	Laptime	Pit
1	Out	72.0	59.023	62.7	28.673	106.9	2:14.473		3	35.677	85.7	51.595	62.1	29.991	87.6	1:57.263	
2	37.511	81.8	53.210	66.7	27.239	111.5	1:57.960		4								

60 Nick Daunt (A) — Taraschi FJ

lap	Sect-1	Speed	Sect-2	Speed	Sect-3	Speed	Laptime	Pit	lap	Sect-1	Speed	Sect-2	Speed	Sect-3	Speed	Laptime	Pit
1	Out	57.5	1:11.198	50.3	35.445	83.2	2:38.699		4	47.669	64.2	1:06.720	54.3	33.716	85.2	2:28.105	
2	47.546	65.1	1:06.095	60.6	32.977	86.1	2:26.618		5	44.996	68.1	1:03.209	63.6	32.435	86.9	2:20.640	
3	47.063	62.3	1:04.159	62.1	34.873	76.9	2:26.095		6	43.259	69.9	1:01.182	63.9	32.088	86.7	2:16.529	

63 Laine Martin (D2) — Lotus 20

lap	Sect-1	Speed	Sect-2	Speed	Sect-3	Speed	Laptime	Pit	lap	Sect-1	Speed	Sect-2	Speed	Sect-3	Speed	Laptime	Pit
1	Out	67.5	58.126	65.9	29.064	102.2	2:12.300		5	1:08.167	51.1	1:17.682	44.2	42.325	63.2	3:08.174	
2	38.109	83.2	52.861	76.3	27.414	113.3	1:58.384		6	38.348	89.1	48.877	72.9	27.755	116.3	1:54.980	
3	35.991	83.6	50.761	75.1	25.928	115.9	1:52.680		7	33.262	94.7	47.262	83.5	25.245	117.5	1:45.769	
4	35.149	82.3	1:09.434	37.4	41.807	56.7	2:26.390		8								

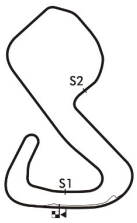

Session Start: 09:22:45 - Finish: 09:37:49
Weather/Track Conditions: Cloud / Dry
Circuit: Brands Hatch Grand Prix Circuit
Track Length: 3.916 Km - 2.4330 miles

Legends of Brands Hatch Superprix - 1 - 2 Jul 2017

HSCC/FJHRA Silverline Historic Formula Junior

Qualifying for Race 2 - Sector Analysis

66 Cameron Jackson (E1) — Brabham BT2

lap	Sect-1	Speed	Sect-2	Speed	Sect-3	Speed	Laptime	Pit	lap	Sect-1	Speed	Sect-2	Speed	Sect-3	Speed	Laptime	Pit
1	Out	86.9	51.142	75.9	25.537	113.3	1:55.737		4	34.293	97.6	55.824	60.5	35.828	75.9	2:05.945	
2	32.249	97.0	47.719	74.0	25.269	116.3	1:45.237		5	41.629	67.3	1:08.561	58.2	40.179	51.5	2:30.369	
3	32.307	96.3	45.603	84.7	24.108	116.7	1:42.018		6	48.371	62.0	1:01.479	82.0	24.382	116.1	2:14.232	

67 Anthony Binnington (E1) — Cooper T67

lap	Sect-1	Speed	Sect-2	Speed	Sect-3	Speed	Laptime	Pit	lap	Sect-1	Speed	Sect-2	Speed	Sect-3	Speed	Laptime	Pit
1	Out	69.4	1:02.125	55.4	30.684	99.0	2:19.114		5	47.196	49.1	1:03.542	56.3	35.074	87.7	2:25.812	
2	37.915	81.1	54.252	67.0	26.880	108.9	1:59.047		6	37.994	83.5	51.001	69.1	26.309	111.3	1:55.304	
3	36.211	86.9	51.467	70.4	27.767	110.0	1:55.445		7	34.809	89.2	49.788	75.1	25.934	112.6	1:50.531	
4	39.363	62.2	1:10.499	46.2	42.529	61.0	2:32.391		8								

71 James Hicks (D2) — Caravelle Mk3

lap	Sect-1	Speed	Sect-2	Speed	Sect-3	Speed	Laptime	Pit	lap	Sect-1	Speed	Sect-2	Speed	Sect-3	Speed	Laptime	Pit
1							1:57.148		4							2:26.583	
2							1:56.114		5							2:17.174	
3							2:00.437		6							1:53.314	

72 Tom De Gres (E2) — Cooper T59

lap	Sect-1	Speed	Sect-2	Speed	Sect-3	Speed	Laptime	Pit	lap	Sect-1	Speed	Sect-2	Speed	Sect-3	Speed	Laptime	Pit
1	Out	63.2	1:00.711	60.3	31.164	99.3	2:18.122		5	1:08.846	36.9	1:17.288	40.8	40.008	72.6	3:06.142	
2	39.474	63.0	58.512	67.4	29.264	94.8	2:07.250		6	44.008	76.6	53.731	76.8	27.496	105.5	2:05.235	
3	39.111	82.4	54.890	69.9	29.518	93.4	2:03.519		7	35.785	88.0	51.623	74.2	28.233	100.0	1:55.641	
4	38.576	77.9	57.696	48.4	40.195	61.7	2:16.467		8								

74 Iain Rowley (E1) — Lola Mk5

lap	Sect-1	Speed	Sect-2	Speed	Sect-3	Speed	Laptime	Pit	lap	Sect-1	Speed	Sect-2	Speed	Sect-3	Speed	Laptime	Pit
1	Out	74.1	52.072	68.7	27.026	108.8	2:02.048		5	40.142	67.5	1:10.905	44.4	42.099	70.1	2:33.146	
2	34.387	88.9	48.844	73.4	25.689	112.2	1:48.920		6	46.853	56.8	1:05.034	56.7	35.407	99.3	2:27.294	
3	34.644	91.6	49.333	73.4	26.299	111.7	1:50.276		7	35.366	91.2	47.742	74.1	26.454	112.6	1:49.562	
4	33.229	90.6	48.329	73.5	25.912	111.5	1:47.470		8	32.925	90.9	46.501	79.4	25.545	112.6	1:44.971	

78 Benn Tilley (E1) — Lotus 22

lap	Sect-1	Speed	Sect-2	Speed	Sect-3	Speed	Laptime	Pit	lap	Sect-1	Speed	Sect-2	Speed	Sect-3	Speed	Laptime	Pit
1	Out	82.4	53.275	66.4	26.571	113.7	2:03.390		5	1:08.748	36.9	1:17.372	45.0	39.935	75.4	3:06.055	
2	35.381	85.2	48.768	72.3	25.495	114.9	1:49.644		6	35.268	91.6	46.044	81.7	24.751	115.5	1:46.063	
3	35.031	87.1	47.008	79.3	26.077	114.5	1:48.116		7	32.106	96.2	46.452	80.5	24.360	116.7	1:42.918	
4	33.060	81.1	1:04.194	44.0	40.425	63.6	2:17.679		8								

79 Michael Hibberd (E1) — Lotus 22

lap	Sect-1	Speed	Sect-2	Speed	Sect-3	Speed	Laptime	Pit	lap	Sect-1	Speed	Sect-2	Speed	Sect-3	Speed	Laptime	Pit
1	Out	87.9	50.817	65.9	25.757	117.7	1:56.359		5	39.144	62.8	1:10.343	46.2	42.941	65.7	2:32.428	
2	33.857	90.4	47.570	73.5	25.589	117.3	1:47.016		6	47.070	60.1	1:03.900	58.9	34.584	93.5	2:25.554	
3	34.610	92.9	47.589	73.2	26.829	117.9	1:49.028		7	35.329	93.9	47.011	78.4	24.883	119.8	1:47.223	
4	32.877	94.3	46.460	80.0	24.752	118.7	1:44.089		8	32.561	96.3	46.058	83.0	24.447	118.7	1:43.066	

85 John Chisholm (D2) — Gemini Mk3A

lap	Sect-1	Speed	Sect-2	Speed	Sect-3	Speed	Laptime	Pit	lap	Sect-1	Speed	Sect-2	Speed	Sect-3	Speed	Laptime	Pit
1	Out	73.9	54.733	67.8	26.764	110.7	2:05.346		5	44.352	53.9	1:07.070	49.8	34.834	77.9	2:26.256	
2	36.239	87.1	50.445	77.2	25.789	111.3	1:52.473		6	43.317	65.3	1:03.375	55.4	27.404	112.4	2:14.096	
3	35.603	88.8	49.263	74.4	26.585	111.3	1:51.451		7	35.492	89.3	50.895	63.8	26.500	112.2	1:52.887	
4	35.584	86.1	50.227	60.4	34.456	95.8	2:00.267		8								

97 Hans Ciers (D2) — Lotus 20

lap	Sect-1	Speed	Sect-2	Speed	Sect-3	Speed	Laptime	Pit	lap	Sect-1	Speed	Sect-2	Speed	Sect-3	Speed	Laptime	Pit
1	Out	65.5	1:10.880	50.4	36.192	80.2	2:34.452		4	45.585	64.7	1:07.134	56.5	33.959	80.8	2:26.678	
2	43.506	70.2	1:10.131	53.5	35.419	79.9	2:29.056		5	44.231	63.3	1:03.944	55.6	34.886	79.4	2:23.061	
3	44.383	63.3	1:04.826	51.9	35.138	79.2	2:24.347		6	42.189	67.1	1:01.495	63.4	31.439	83.5	2:15.123	

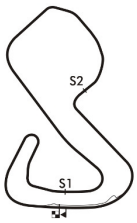

Session Start: 09:22:45 - Finish: 09:37:49
Weather/Track Conditions: Cloud / Dry
Circuit: Brands Hatch Grand Prix Circuit
Track Length: 3.916 Km - 2.4330 miles

Legends of Brands Hatch Superprix - 1 - 2 Jul 2017

HSCC/FJHRA Silverline Historic Formula Junior

Qualifying for Race 2 - Sector Analysis

99	Mark Shaw (H)								Brabham BT6								
lap	Sect-1	Speed	Sect-2	Speed	Sect-3	Speed	Laptime	Pit	lap	Sect-1	Speed	Sect-2	Speed	Sect-3	Speed	Laptime	Pit
1	Out	88.5	52.075	69.6	25.861	114.1	1:57.341		5	38.537	67.3	1:10.410	46.5	42.672	68.0	2:31.619	
2	33.175	94.8	47.653	65.7	26.072	115.7	1:46.900		6	46.669	56.4	1:04.611	59.6	35.089	99.2	2:26.369	
3	34.349	90.7	48.052	72.3	26.760	116.1	1:49.161		7	34.329	91.9	47.743	74.8	24.718	116.5	1:46.790	
4	32.645	94.2	46.465	77.9	25.160	114.9	1:44.270		8								

134	Nick Finburgh (C2)								Envoy Proto 1								
lap	Sect-1	Speed	Sect-2	Speed	Sect-3	Speed	Laptime	Pit	lap	Sect-1	Speed	Sect-2	Speed	Sect-3	Speed	Laptime	Pit
1	Out	72.0	54.837	64.7	27.601	107.4	2:04.607		5	47.432	47.4	1:16.999	58.4	42.997	52.5	2:47.428	
2	35.180	82.1	50.829	76.4	26.901	107.7	1:52.910		6	47.869	65.0	1:04.828	68.2	27.308	108.4	2:20.005	
3	35.073	84.4	49.939	76.1	26.748	107.6	1:51.760		7	35.659	85.0	49.639	79.5	26.304	108.9	1:51.602	
4	37.017	86.8	51.034	71.3	34.470	71.6	2:02.521		8								

316	Alvin Davies (C1)								Cooper T18								
lap	Sect-1	Speed	Sect-2	Speed	Sect-3	Speed	Laptime	Pit	lap	Sect-1	Speed	Sect-2	Speed	Sect-3	Speed	Laptime	Pit
1	Out	49.7	1:19.128	50.5	37.997	69.8	2:54.275		3	47.655	58.3	1:18.684	38.4	41.800	57.5	2:48.139	
2	49.287	53.5	1:13.678	51.9	37.890	73.6	2:40.855		4	1:09.517	41.9	1:17.005	50.6	40.970	65.6	3:07.492	

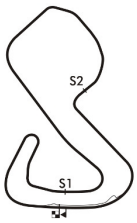

Session Start: 09:22:45 - Finish: 09:37:49
Weather/Track Conditions: Cloud / Dry
Circuit: Brands Hatch Grand Prix Circuit
Track Length: 3.916 Km - 2.4330 miles

Legends of Brands Hatch Superprix - 1 - 2 Jul 2017

HSCC/FJHRA Silverline Historic Formula Junior

Qualifying for Race 2 - Best Sector Times

	SECTOR 1			SECTOR 2			SECTOR 3		
	NO	TIME	LAP	NO	TIME	LAP	NO	TIME	LAP
1	66	31.826	7	66	45.603	3	66	24.108	3
2	78	32.106	7	78	46.044	6	78	24.360	7
3	99	32.115	8	79	46.058	8	79	24.447	8
4	79	32.561	8	99	46.465	4	99	24.718	7
5	74	32.925	8	74	46.501	8	63	25.245	7
6	63	33.262	7	63	47.262	7	74	25.545	8
7	37	34.709	3	85	49.263	3	85	25.789	2
8	67	34.809	7	134	49.639	7	67	25.934	7
9	43	34.823	8	67	49.788	7	134	26.304	7
10	134	35.073	3	43	49.833	8	37	26.475	2
11	3	35.318	7	37	50.915	4	43	26.803	8
12	85	35.492	7	46	51.483	7	59	27.239	2
13	59	35.677	3	59	51.595	3	34	27.299	7
14	72	35.785	7	72	51.623	7	72	27.496	6
15	38	35.819	7	38	51.772	7	31	27.502	7
16	31	36.206	7	3	51.833	7	3	27.599	3
17	34	36.355	4	34	53.108	3	38	27.756	3
18	46	36.390	4	31	53.489	7	46	27.940	7
19	39	37.641	6	39	54.071	6	48	28.092	6
20	22	37.969	6	52	55.236	6	39	28.540	6
21	33	38.504	2	33	55.462	2	33	28.706	2
22	52	39.487	6	30	56.336	6	22	28.793	6
23	48	39.730	6	22	56.657	6	52	28.798	6
24	30	39.987	6	48	58.479	6	30	29.786	6
25	26	40.798	6	26	59.558	6	26	30.762	6
26	97	42.189	6	60	1:01.182	6	97	31.439	6
27	60	43.259	6	97	1:01.495	6	60	32.088	6
28	47	43.593	3	47	1:03.183	3	47	33.348	2
29	316	47.655	3	316	1:13.678	2	316	37.890	2
30	71			71			71		

IDEAL / BEST LAP COMPARISON

NO	NAME	BEST	IN	IDEAL	DIFF
66	Cameron Jackson	1:42.018	3	1:41.537	+0.481
78	Benn Tilley	1:42.918	7	1:42.510	+0.408
79	Michael Hibberd	1:43.066	8	1:43.066	+0.000
99	Mark Shaw	1:44.270	4	1:43.298	+0.972
74	Iain Rowley	1:44.971	8	1:44.971	+0.000
63	Laine Martin	1:45.769	7	1:45.769	+0.000
67	Anthony Binnington	1:50.531	7	1:50.531	+0.000
85	John Chisholm	1:51.451	3	1:50.544	+0.907
43	Ian Simmonds	1:51.459	8	1:51.459	+0.000
134	Nick Finburgh	1:51.602	7	1:51.016	+0.586
71	James Hicks	1:53.314	6		+
37	Andrew Taylor	1:53.504	2	1:52.099	+1.405
3	Justin Fleming	1:55.074	7	1:54.750	+0.324
72	Tom De Gres	1:55.641	7	1:54.904	+0.737
38	Gil Duffy	1:56.621	7	1:55.347	+1.274
46	Chris Alford	1:56.767	3	1:55.813	+0.954
34	James Owen	1:57.157	3	1:56.762	+0.395
31	John Lord	1:57.197	7	1:57.197	+0.000
59	Robin Longdon	1:57.263	3	1:54.511	+2.752
39	Simon Durling	2:00.252	6	2:00.252	+0.000
33	Stuart Tizzard	2:02.672	2	2:02.672	+0.000
22	Robin Lackford	2:03.419	6	2:03.419	+0.000
52	Kim Shearn	2:03.521	6	2:03.521	+0.000
30	Roger Skipp	2:06.109	6	2:06.109	+0.000
48	Simon Hewes	2:06.301	6	2:06.301	+0.000
26	Roger Dexter	2:11.118	6	2:11.118	+0.000
97	Hans Ciers	2:15.123	6	2:15.123	+0.000
60	Nick Daunt	2:16.529	6	2:16.529	+0.000
47	Richard Utley	2:21.547	3	2:20.124	+1.423
316	Alvin Davies	2:40.855	2	2:39.223	+1.632

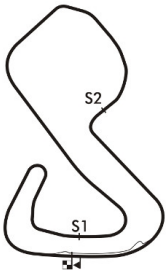

Session Start: 09:22:45 - Finish: 09:37:49
Weather/Track Conditions: Cloud / Dry
Circuit: Brands Hatch Grand Prix Circuit
Track Length: 3.916 Km - 2.4330 miles

Legends of Brands Hatch Superprix - 1 - 2 Jul 2017

HSCC/FJHRA Silverline Historic Formula Junior

Qualifying for Race 2 - Best Sector Speeds

	NO	SECTOR 1	MPH	NO	SECTOR 2	MPH	NO	SECTOR 3	MPH
1	66	Cameron Jackson	97.6	66	Cameron Jackson	84.7	79	Michael Hibberd	119.8
2	99	Mark Shaw	96.9	63	Laine Martin	83.5	63	Laine Martin	117.5
3	79	Michael Hibberd	96.3	79	Michael Hibberd	83.0	66	Cameron Jackson	116.7
4	78	Benn Tilley	96.2	78	Benn Tilley	81.7	78	Benn Tilley	116.7
5	63	Laine Martin	94.7	37	Andrew Taylor	80.2	99	Mark Shaw	116.5
6	74	Iain Rowley	91.6	134	Nick Finburgh	79.5	67	Anthony Binnington	112.6
7	43	Ian Simmonds	90.9	74	Iain Rowley	79.4	74	Iain Rowley	112.6
8	85	John Chisholm	89.3	99	Mark Shaw	77.9	85	John Chisholm	112.4
9	67	Anthony Binnington	89.2	85	John Chisholm	77.2	59	Robin Longdon	111.5
10	72	Tom De Gres	88.0	46	Chris Alford	76.8	43	Ian Simmonds	110.7
11	37	Andrew Taylor	86.8	72	Tom De Gres	76.8	134	Nick Finburgh	108.9
12	134	Nick Finburgh	86.8	38	Gil Duffy	75.1	3	Justin Fleming	108.8
13	59	Robin Longdon	85.7	67	Anthony Binnington	75.1	38	Gil Duffy	107.9
14	38	Gil Duffy	85.4	3	Justin Fleming	73.2	31	John Lord	107.7
15	46	Chris Alford	84.3	34	James Owen	72.8	37	Andrew Taylor	106.7
16	34	James Owen	83.6	31	John Lord	72.1	72	Tom De Gres	105.5
17	3	Justin Fleming	83.3	43	Ian Simmonds	71.3	46	Chris Alford	105.4
18	39	Simon Durling	82.2	39	Simon Durling	70.4	33	Stuart Tizzard	102.8
19	31	John Lord	80.4	30	Roger Skipp	66.8	39	Simon Durling	102.5
20	22	Robin Lackford	79.4	59	Robin Longdon	66.7	34	James Owen	102.2
21	52	Kim Shearn	77.0	22	Robin Lackford	65.9	48	Simon Hewes	101.7
22	30	Roger Skipp	76.0	48	Simon Hewes	65.4	22	Robin Lackford	99.5
23	33	Stuart Tizzard	75.2	33	Stuart Tizzard	64.1	52	Kim Shearn	99.0
24	48	Simon Hewes	75.2	52	Kim Shearn	64.1	30	Roger Skipp	97.3
25	26	Roger Dexter	71.6	60	Nick Daunt	63.9	26	Roger Dexter	93.8
26	97	Hans Ciers	70.2	97	Hans Ciers	63.4	60	Nick Daunt	86.9
27	60	Nick Daunt	69.9	26	Roger Dexter	61.0	47	Richard Utley	86.8
28	47	Richard Utley	68.4	47	Richard Utley	56.7	97	Hans Ciers	83.5
29	316	Alvin Davies	58.3	316	Alvin Davies	51.9	316	Alvin Davies	73.6
30	71	James Hicks	0.0	71	James Hicks	0.0	71	James Hicks	0.0

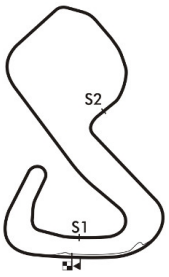

Session Start: 09:22:45 - Finish: 09:37:49
Weather/Track Conditions: Cloud / Dry
Circuit: Brands Hatch Grand Prix Circuit
Track Length: 3.916 Km - 2.4330 miles

Legends of Brands Hatch Superprix - 1 - 2 Jul 2017

HSCC/FJHRA Silverline Historic Formula Junior

Race 2 - Starting Grid

Sheet No:

Start Time : 14:00 - Heat Duration : 20 Minutes

ROW				
15	29	47	Richard Utley	
14	27	97	Hans Ciers	
13	25	48	Simon Hewes	
12	23	52	Kim Shearn	
11	21	33	Stuart Tizzard	
10	19	59	Robin Longdon	
9	17	34	James Owen	
8	15	38	Gil Duffy	
7	13	3	Justin Fleming	
6	11	71	James Hicks	
5	9	43	Ian Simmonds	
4	7	67	Anthony Binnington	
3	5	74	Iain Rowley	
2	3	79	Michael Hibberd	
1	1	66	Cameron Jackson	Pole Right
	30	316	Alvin Davies	
	28	60	Nick Daunt	
	26	26	Roger Dexter	
	24	30	Roger Skipp	
	22	22	Robin Lackford	
	20	39	Simon Durling	
	18	31	John Lord	
	16	46	Chris Alford	
	14	72	Tom De Gres	
	12	37	Andrew Taylor	
	10	134	Nick Finburgh	
	8	85	John Chisholm	
	6	63	Laine Martin	
	4	99	Mark Shaw	
	2	78	Benn Tilley	

Circuit: Brands Hatch Grand Prix Circuit
Track Length: 3.916 Km - 2.4330 miles

These results are provisional until the conclusion of any judicial and technical matters.

Clerk of the Course:	Timekeeper:	Issued at:
Julian Floyd	Nick Palmer	

MST

Printed : 01-07-2017 - 09:43

Full results available at www.mstworld.com. Email: timing@mstworld.com

Legends of Brands Hatch Superprix - 1 - 2 Jul 2017

HSCC Historic Formula Ford with Avon Tyres, Radio Caroline & Titan Historic Racing

Qualifying 2 - Classification

Sheet No:

POS	NO	DRIVER/S	CLASS	CLASS POS	CAR MAKE / MODEL	TIME	ON	LAPS	GAP	DIFF	MPH
1	94	Michael O'Brien		1	Merlyn Mk20	1:38.930	9	9			88.53
2	48	Benn Tilley		2	Merlyn Mk20	1:39.178	9	9	0.248	0.248	88.31
3	4	Maxim Bartell		3	Merlyn Mk20A	1:39.544	9	9	0.614	0.366	87.99
4	3	Benn Simms		4	Jomo JMR7	1:39.982	9	9	1.052	0.438	87.60
5	15	Matthew Wrigley		5	Merlyn Mk11A/20	1:40.427	9	9	1.497	0.445	87.22
6	29	Westie Mitchell	OF	1	Lotus 59	1:40.747	9	9	1.817	0.320	86.94
7	36	Rob Smith	OF	2	Merlyn Mk20	1:41.358	9	9	2.428	0.611	86.41
8	13	Stuart Kestenbaum	OF	3	Crossle 16F	1:41.742	9	9	2.812	0.384	86.09
9	14	Neil Shinner	OF	4	Merlyn Mk20	1:43.009	5	9	4.079	1.267	85.03
10	56	Roland Svensson	OF	5	Merlyn Mk17	1:43.275	9	9	4.345	0.266	84.81
11	77	Chris Sharples	OF	6	Palliser WDF1	1:43.520	8	9	4.590	0.245	84.61
12	88	Chris Stuart	OF	7	Elden Mk8	1:43.523	9	9	4.593	0.003	84.61
13	22	Tim Brise	OF	8	Merlyn Mk20	1:44.123	4	8	5.193	0.600	84.12
14	20	Kevin Stanzl	OF	9	Crossle 20F	1:44.316	9	9	5.386	0.193	83.96
15	27	Dick Dixon	OF	10	Lotus 61	1:44.856	8	8	5.926	0.540	83.53
16	66	Andrew Wiggins	OF	11	Titan Mk6	1:45.083	9	9	6.153	0.227	83.35
17	35	Michael Rasper		6	Merlyn Mk11A	1:45.266	7	8	6.336	0.183	83.21
18	26	John Slack	OF	12	Lola T200	1:46.458	7	8	7.528	1.192	82.27
19	177	Peter Hannam	OF	13	Nike Mk6	1:48.592	7	8	9.662	2.134	80.66
20	41	Paul Unsworth	OF	14	Palliser WDF3	1:49.120	8	8	10.190	0.528	80.27
21	114	Phil Nelson		7	Hawke DL2B	1:50.539	8	8	11.609	1.419	79.24
22	18	Bill Cowing	OF	15	Ginetta G18B	1:51.095	8	8	12.165	0.556	78.84
23	71	Alan Cook	OF	16	Mallock Mk9	1:53.132	7	8	14.202	2.037	77.42
24	2	Alison Langridge	N	1	Lotus 61	1:58.972	7	7	20.042	5.840	73.62
25	31	John Emery	N	2	Lola T200	2:03.078	6	7	24.148	4.106	71.16

Session Start: 09:44:39 - Finish: 09:59:41
Weather/Track Conditions: Cloud / Dry
Circuit: Brands Hatch Grand Prix Circuit
Track Length: 3.916 Km - 2.4330 miles

These results are provisional until the conclusion of any judicial and technical matters.

Clerk of the Course:	Timekeeper:	Issued at:
Julian Floyd	Nick Palmer	

MST

Printed : 01-07-2017 - 10:01

Full results available at www.mstworld.com. Email: timing@mstworld.com

Legends of Brands Hatch Superprix - 1 - 2 Jul 2017

HSCC Historic Formula Ford with Avon Tyres, Radio Caroline & Titan Historic Racing

Qualifying 2 - Sector Analysis

2 — Alison Langridge (N) — Lotus 61

lap	Sect-1	Speed	Sect-2	Speed	Sect-3	Speed	Laptime	Pit	lap	Sect-1	Speed	Sect-2	Speed	Sect-3	Speed	Laptime	Pit
1	Out	65.4	1:02.511	54.7	35.158	99.5	2:24.276		5	36.400	83.1	54.938	66.7	28.887	104.9	2:00.225	
2	38.996	75.5	56.858	69.0	29.491	103.0	2:05.345		6	36.800	83.1	53.895	64.3	28.363	105.9	1:59.058	
3	37.750	79.1	54.086	70.8	28.682	96.7	2:00.518		7	36.647	82.5	53.490	70.2	28.835	105.2	1:58.972	
4	38.233	80.1	55.381	67.8	28.324	104.9	2:01.938		8								

3 — Benn Simms ( ) — Jomo JMR 7

lap	Sect-1	Speed	Sect-2	Speed	Sect-3	Speed	Laptime	Pit	lap	Sect-1	Speed	Sect-2	Speed	Sect-3	Speed	Laptime	Pit
1	Out	89.2	46.090	81.6	24.408	111.8	1:44.896		6	31.514	91.7	46.661	88.5	24.401	111.1	1:42.576	
2	31.753	92.5	44.989	84.5	24.272	112.0	1:41.014		7	31.518	92.5	44.173	91.1	24.383	110.2	1:40.074	
3	32.900	91.4	46.168	84.1	24.272	110.7	1:43.340		8	31.196	92.5	45.086	81.1	24.290	110.0	1:40.572	
4	32.030	91.7	44.536	90.9	24.263	110.2	1:40.829		9	31.781	93.1	44.088	86.6	24.113	113.3	1:39.982	
5	31.777	91.2	44.518	90.3	24.463	109.5	1:40.758		10								

4 — Maxim Bartell ( ) — Merlyn Mk20A

lap	Sect-1	Speed	Sect-2	Speed	Sect-3	Speed	Laptime	Pit	lap	Sect-1	Speed	Sect-2	Speed	Sect-3	Speed	Laptime	Pit
1	Out	88.7	46.401	82.4	24.882	111.8	1:46.446		6	31.432	93.3	45.663	80.7	24.693	114.1	1:41.788	
2	31.811	92.2	44.734	85.6	24.386	112.4	1:40.931		7	31.492	94.3	44.139	84.9	24.677	113.2	1:40.308	
3	32.029	92.2	45.174	82.1	24.383	114.1	1:41.586		8	31.550	93.5	44.337	83.1	24.006	115.5	1:39.893	
4	32.025	94.3	44.560	83.3	25.021	112.6	1:41.606		9	31.161	93.4	44.418	89.7	23.965	112.2	1:39.544	
5	31.558	92.9	44.481	85.3	24.860	110.7	1:40.899		10								

13 — Stuart Kestenbaum (OF) — Crossle 16F

lap	Sect-1	Speed	Sect-2	Speed	Sect-3	Speed	Laptime	Pit	lap	Sect-1	Speed	Sect-2	Speed	Sect-3	Speed	Laptime	Pit
1	Out	85.4	49.107	75.1	25.357	112.8	1:50.503		6	31.361	93.1	46.554	89.3	24.911	112.2	1:42.826	
2	32.378	91.1	47.782	77.9	25.099	111.5	1:45.259		7	31.512	93.1	47.337	67.2	26.520	109.5	1:45.369	
3	32.106	91.6	47.808	56.8	26.569	110.2	1:46.483		8	31.526	91.9	47.462	86.7	25.650	110.4	1:44.638	
4	31.968	92.6	46.170	87.1	24.518	110.7	1:42.656		9	31.602	92.6	45.546	81.8	24.594	113.3	1:41.742	
5	32.149	92.2	45.575	86.8	24.412	110.6	1:42.136		10								

14 — Neil Shinner (OF) — Merlyn Mk20

lap	Sect-1	Speed	Sect-2	Speed	Sect-3	Speed	Laptime	Pit	lap	Sect-1	Speed	Sect-2	Speed	Sect-3	Speed	Laptime	Pit
1	Out	87.9	48.614	79.1	25.476	110.2	1:50.845		6	32.050	91.5	46.450	82.8	24.916	111.3	1:43.416	
2	32.795	90.4	46.836	80.4	25.009	112.0	1:44.640		7	32.053	90.9	46.391	82.4	24.929	110.7	1:43.373	
3	32.337	92.2	46.967	81.5	24.906	111.8	1:44.210		8	31.997	92.4	48.721	81.4	25.201	111.3	1:45.919	
4	32.521	91.9	46.259	81.1	24.735	112.6	1:43.515		9	32.013	92.0	46.467	84.6	24.607	111.7	1:43.087	
5	31.907	93.0	46.287	81.6	24.815	111.8	1:43.009		10								

15 — Matthew Wrigley ( ) — Merlyn Mk11A/20

lap	Sect-1	Speed	Sect-2	Speed	Sect-3	Speed	Laptime	Pit	lap	Sect-1	Speed	Sect-2	Speed	Sect-3	Speed	Laptime	Pit
1	Out	89.3	46.629	85.7	24.935	111.3	1:46.002		6	31.406	93.9	45.913	72.7	25.092	112.6	1:42.411	
2	32.019	92.1	45.237	86.6	24.785	110.9	1:42.041		7	31.323	93.1	44.545	86.3	24.910	110.4	1:40.778	
3	31.594	92.6	44.875	91.2	24.484	111.8	1:40.953		8	31.354	92.6	44.244	84.4	24.975	111.1	1:40.573	
4	31.861	92.1	44.764	89.5	24.538	112.6	1:41.163		9	31.412	92.5	44.567	88.8	24.448	110.7	1:40.427	
5	31.435	92.9	44.625	88.4	24.556	112.2	1:40.616		10								

18 — Bill Cowing (OF) — Ginetta G18B

lap	Sect-1	Speed	Sect-2	Speed	Sect-3	Speed	Laptime	Pit	lap	Sect-1	Speed	Sect-2	Speed	Sect-3	Speed	Laptime	Pit
1	Out	80.8	54.068	71.0	27.809	105.7	2:03.778		5	34.985	83.1	51.436	79.4	27.597	106.7	1:54.018	
2	36.931	80.3	52.819	76.2	27.042	106.0	1:56.792		6	35.391	88.1	51.438	70.4	28.889	104.1	1:55.718	
3	34.561	88.7	51.155	74.3	26.852	107.2	1:52.568		7	35.877	86.3	51.597	70.0	27.352	106.0	1:54.826	
4	34.242	87.1	51.086	78.6	26.913	106.2	1:52.241		8	34.041	89.7	50.143	73.4	26.911	105.2	1:51.095	

20 — Kevin Stanzl (OF) — Crossle 20F

lap	Sect-1	Speed	Sect-2	Speed	Sect-3	Speed	Laptime	Pit	lap	Sect-1	Speed	Sect-2	Speed	Sect-3	Speed	Laptime	Pit
1	Out	82.6	51.286	70.1	25.909	110.4	1:55.010		6	32.912	91.0	47.106	78.5	25.268	109.5	1:45.286	
2	33.826	86.9	47.758	77.3	25.617	108.8	1:47.201		7	32.687	90.4	47.424	80.8	25.133	109.3	1:45.244	
3	32.868	90.7	47.246	77.6	25.479	109.1	1:45.593		8	32.592	90.0	46.585	80.1	25.147	110.0	1:44.324	
4	32.753	90.9	47.073	79.4	25.383	109.5	1:45.209		9	32.383	92.0	46.825	77.5	25.108	111.1	1:44.316	
5	32.633	90.9	47.590	77.8	25.697	108.9	1:45.920		10								

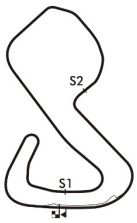

Session Start: 09:44:39 - Finish: 09:59:41
Weather/Track Conditions: Cloud / Dry
Circuit: Brands Hatch Grand Prix Circuit
Track Length: 3.916 Km - 2.4330 miles

MST

Legends of Brands Hatch Superprix - 1 - 2 Jul 2017

HSCC Historic Formula Ford with Avon Tyres, Radio Caroline & Titan Historic Racing

Qualifying 2 - Sector Analysis

22 Tim Brise (OF) — Merlyn Mk20

lap	Sect-1	Speed	Sect-2	Speed	Sect-3	Speed	Laptime	Pit
1	Out	86.1	51.101	72.6	27.075	108.2	1:56.960	
2	33.510	89.7	47.875	81.1	25.898	109.7	1:47.283	
3	32.708	90.6	46.708	84.6	25.366	110.6	1:44.782	
4	32.270	90.9	46.139	82.6	25.714	110.0	1:44.123	
5	32.639	89.8	47.111	84.4	25.387	110.6	1:45.137	
6	32.364	91.4	46.567	84.8	25.343	110.7	1:44.274	
7	32.366	89.1	48.349	82.1	25.597	110.7	1:46.312	
8	32.485	90.5	46.826	85.4	25.506	110.7	1:44.817	

26 John Slack (OF) — Lola T200

lap	Sect-1	Speed	Sect-2	Speed	Sect-3	Speed	Laptime	Pit
1	Out	71.0	57.640	66.5	28.610	102.6	2:11.097	
2	35.887	85.7	51.166	68.6	26.983	107.4	1:54.036	
3	34.451	88.4	49.047	77.1	26.135	108.1	1:49.633	
4	33.602	88.2	48.802	75.6	26.147	107.7	1:48.551	
5	33.502	89.7	48.201	77.6	25.377	109.1	1:47.080	
6	32.897	89.8	47.668	75.8	25.908	108.8	1:46.473	
7	33.138	90.4	47.822	76.8	25.498	108.8	1:46.458	
8	32.988	89.8	47.460	77.7	26.250	105.9	1:46.698	

27 Dick Dixon (OF) — Lotus 61

lap	Sect-1	Speed	Sect-2	Speed	Sect-3	Speed	Laptime	Pit
1	Out	75.3	52.671	71.0	27.789	105.2	2:03.588	
2	35.595	81.9	49.735	76.2	25.778	109.1	1:51.108	
3	33.530	88.0	47.981	73.9	25.764	109.7	1:47.275	
4	32.729	88.5	47.973	72.5	26.226	112.0	1:46.928	
5	32.595	87.7	47.350	74.3	25.614	110.6	1:45.559	
6	32.992	90.1	47.130	80.7	25.500	110.4	1:45.622	
7	32.688	89.8	48.296	73.3	25.737	109.5	1:46.721	
8	32.679	89.5	47.051	79.6	25.126	109.5	1:44.856	

29 Westie Mitchell (OF) — Lotus 59

lap	Sect-1	Speed	Sect-2	Speed	Sect-3	Speed	Laptime	Pit
1	Out	84.6	49.737	81.7	25.711	109.3	1:53.444	
2	31.906	92.1	46.939	87.6	24.997	109.8	1:43.842	
3	31.864	91.2	45.770	89.3	25.097	110.2	1:42.731	
4	32.146	89.9	45.757	85.4	25.100	110.2	1:43.003	
5	31.737	89.4	46.029	74.7	25.152	109.5	1:42.918	
6	31.634	91.6	46.092	85.5	24.805	110.0	1:42.531	
7	31.630	90.4	45.353	85.1	25.045	109.8	1:42.028	
8	31.671	91.4	44.840	83.6	24.651	110.6	1:41.162	
9	31.506	90.6	44.645	86.6	24.596	114.3	1:40.747	
10								

31 John Emery (N) — Lola T200

lap	Sect-1	Speed	Sect-2	Speed	Sect-3	Speed	Laptime	Pit
1	Out	65.7	1:06.472	48.7	38.422	79.2	2:31.926	
2	43.449	72.8	1:02.335	59.3	30.294	98.6	2:16.078	
3	39.189	73.8	59.111	62.8	29.395	99.6	2:07.695	
4	38.571	73.3	57.678	60.7	29.076	96.9	2:05.325	
5	37.789	78.5	56.047	64.5	29.399	100.5	2:03.235	
6	37.010	78.8	56.413	60.7	29.655	100.5	2:03.078	
7	37.720	77.0	57.002	68.5	28.714	98.7	2:03.436	
8								

35 Michael Rasper ( ) — Merlyn Mk11A

lap	Sect-1	Speed	Sect-2	Speed	Sect-3	Speed	Laptime	Pit
1	Out	68.5	56.143	65.8	27.971	107.0	2:07.467	
2	36.382	85.6	51.127	68.8	27.312	108.2	1:54.821	
3	35.066	88.5	49.326	72.3	26.546	108.6	1:50.938	
4	34.391	89.8	48.588	73.1	26.043	108.4	1:49.022	
5	45.513	85.0	49.611	71.6	25.694	109.5	2:00.818	
6	34.824	91.4	47.301	77.6	25.410	110.0	1:47.535	
7	32.919	91.5	47.058	75.1	25.289	110.7	1:45.266	
8	33.388	90.7	47.781	73.3	25.496	109.1	1:46.665	

36 Rob Smith (OF) — Merlyn Mk20

lap	Sect-1	Speed	Sect-2	Speed	Sect-3	Speed	Laptime	Pit
1	Out	85.9	47.769	80.3	25.665	107.9	1:50.716	
2	32.810	88.0	46.173	88.5	24.984	108.8	1:43.967	
3	32.234	90.4	45.992	84.1	24.843	109.8	1:43.069	
4	32.749	90.0	45.916	83.2	25.511	108.6	1:44.176	
5	32.287	90.5	45.685	83.1	24.902	109.3	1:42.874	
6	31.882	90.6	45.464	85.5	24.618	110.4	1:41.964	
7	32.016	90.1	45.152	84.7	24.411	112.8	1:41.579	
8	32.543	90.9	45.057	85.7	24.600	109.8	1:42.200	
9	31.684	91.5	45.248	85.8	24.426	110.0	1:41.358	
10								

41 Paul Unsworth (OF) — Palliser WDF3

lap	Sect-1	Speed	Sect-2	Speed	Sect-3	Speed	Laptime	Pit
1	Out	75.6	53.601	75.5	28.138	104.4	2:04.903	
2	36.756	83.4	50.088	76.4	26.807	107.7	1:53.651	
3	35.107	85.8	49.311	76.2	26.603	106.9	1:51.021	
4	34.258	86.2	48.967	78.8	26.102	107.9	1:49.327	
5	34.194	87.4	1:29.086	78.5	26.926	107.9	2:30.206	
6	34.516	85.7	48.539	77.2	26.085	108.1	1:49.140	
7	34.080	87.8	49.446	75.6	26.253	109.1	1:49.779	
8	34.186	87.4	48.900	74.6	26.034	108.6	1:49.120	

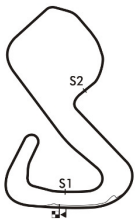

Session Start: 09:44:39 - Finish: 09:59:41
Weather/Track Conditions: Cloud / Dry
Circuit: Brands Hatch Grand Prix Circuit
Track Length: 3.916 Km - 2.4330 miles

Legends of Brands Hatch Superprix - 1 - 2 Jul 2017

HSCC Historic Formula Ford with Avon Tyres, Radio Caroline & Titan Historic Racing

Qualifying 2 - Sector Analysis

48 Benn Tilley ( ) — Merlyn Mk20

lap	Sect-1	Speed	Sect-2	Speed	Sect-3	Speed	Laptime	Pit	lap	Sect-1	Speed	Sect-2	Speed	Sect-3	Speed	Laptime	Pit
1	Out	86.0	46.313	87.2	24.459	109.5	1:45.223		6	31.350	72.2	48.547	90.0	23.849	111.3	1:43.746	
2	31.444	91.0	45.400	90.0	24.151	110.2	1:40.995		7	30.940	93.0	44.388	93.0	23.905	110.7	1:39.233	
3	31.269	92.0	45.593	90.5	24.456	108.9	1:41.318		8	31.079	92.9	44.995	92.6	24.103	110.9	1:40.177	
4	31.106	92.6	44.433	92.3	23.952	110.9	1:39.491		9	30.995	92.6	44.285	93.4	23.898	113.9	1:39.178	
5	30.982	92.1	45.145	93.7	23.977	111.1	1:40.104		10								

56 Roland Svensson (OF) — Merlyn Mk17

lap	Sect-1	Speed	Sect-2	Speed	Sect-3	Speed	Laptime	Pit	lap	Sect-1	Speed	Sect-2	Speed	Sect-3	Speed	Laptime	Pit
1	Out	81.0	51.860	77.3	26.147	108.9	1:55.311		6	32.225	91.5	46.406	88.1	25.038	111.1	1:43.669	
2	33.056	88.0	48.213	81.6	25.683	110.2	1:46.952		7	32.258	93.3	46.564	84.1	24.924	111.1	1:43.746	
3	32.349	91.9	46.670	86.1	25.418	111.3	1:44.437		8	32.137	93.1	46.370	83.7	25.129	110.9	1:43.636	
4	32.116	92.7	47.254	86.7	25.141	110.6	1:44.511		9	31.913	93.0	45.878	89.3	25.484	110.2	1:43.275	
5	32.015	92.6	47.609	87.3	25.298	110.9	1:44.922		10								

66 Andrew Wiggins (OF) — Titan Mk6

lap	Sect-1	Speed	Sect-2	Speed	Sect-3	Speed	Laptime	Pit	lap	Sect-1	Speed	Sect-2	Speed	Sect-3	Speed	Laptime	Pit
1	Out	83.2	51.806	69.4	27.337	106.0	1:58.906		6	32.479	90.9	47.774	81.1	25.798	108.1	1:46.051	
2	34.737	84.9	49.385	72.2	26.893	104.5	1:51.015		7	32.693	90.5	47.128	81.1	25.654	107.0	1:45.475	
3	33.654	87.0	48.807	78.1	25.883	106.2	1:48.344		8	32.755	89.1	46.985	80.8	25.452	109.5	1:45.192	
4	33.046	89.9	47.165	79.2	25.808	106.7	1:46.019		9	32.335	89.4	47.077	79.4	25.671	109.3	1:45.083	
5	32.689	89.8	47.769	75.5	26.130	108.6	1:46.588		10								

71 Alan Cook (OF) — Mallock Mk9

lap	Sect-1	Speed	Sect-2	Speed	Sect-3	Speed	Laptime	Pit	lap	Sect-1	Speed	Sect-2	Speed	Sect-3	Speed	Laptime	Pit
1	Out	71.6	58.156	64.9	29.953	103.7	2:13.102		5	35.874	84.4	50.808	73.8	27.290	105.9	1:53.972	
2	38.174	72.3	53.959	74.6	27.636	105.9	1:59.769		6	36.046	76.9	51.854	67.2	27.945	104.9	1:55.845	
3	36.767	84.6	52.828	72.2	27.364	105.4	1:56.959		7	35.077	86.3	50.216	77.2	27.839	105.9	1:53.132	
4	36.083	84.5	51.950	77.6	28.439	103.9	1:56.472		8	35.455	85.6	50.686	74.0	27.388	107.4	1:53.529	

77 Chris Sharples (OF) — Palliser WDF1

lap	Sect-1	Speed	Sect-2	Speed	Sect-3	Speed	Laptime	Pit	lap	Sect-1	Speed	Sect-2	Speed	Sect-3	Speed	Laptime	Pit
1	Out	79.7	49.690	76.0	26.722	106.0	1:56.611		6	33.476	90.1	48.209	78.7	24.975	109.3	1:46.660	
2	33.934	87.1	47.773	78.4	25.948	107.7	1:47.655		7	32.705	88.2	46.708	84.5	25.259	103.1	1:44.672	
3	33.532	84.9	47.664	80.8	25.641	108.2	1:46.837		8	32.166	91.2	46.546	84.9	24.808	108.6	1:43.520	
4	32.627	89.7	46.655	85.3	25.458	108.8	1:44.740		9	32.376	90.7	46.925	81.3	25.029	109.3	1:44.330	
5	32.545	89.7	47.594	83.1	25.159	108.4	1:45.298		10								

88 Chris Stuart (OF) — Elden Mk8

lap	Sect-1	Speed	Sect-2	Speed	Sect-3	Speed	Laptime	Pit	lap	Sect-1	Speed	Sect-2	Speed	Sect-3	Speed	Laptime	Pit
1	Out	75.3	52.097	69.7	26.208	110.0	2:00.893		6	32.968	89.1	46.771	77.0	25.816	109.3	1:45.555	
2	35.493	81.8	47.885	80.3	25.069	110.4	1:48.447		7	32.495	87.6	47.202	80.7	25.317	109.7	1:45.014	
3	32.824	83.1	47.624	76.8	25.587	109.7	1:46.035		8	32.573	89.2	46.225	81.9	25.103	110.0	1:43.901	
4	32.475	85.0	46.709	76.7	25.898	108.9	1:45.082		9	32.500	88.5	45.976	81.3	25.047	110.0	1:43.523	
5	32.805	83.9	47.800	77.6	25.794	108.9	1:46.399		10								

94 Michael O'Brien ( ) — Merlyn Mk20

lap	Sect-1	Speed	Sect-2	Speed	Sect-3	Speed	Laptime	Pit	lap	Sect-1	Speed	Sect-2	Speed	Sect-3	Speed	Laptime	Pit
1	Out	88.5	47.579	79.5	25.010	111.5	1:47.660		6	31.023	93.0	44.475	89.8	24.047	113.2	1:39.545	
2	31.561	92.9	44.336	89.3	23.902	116.7	1:39.799		7	31.860	93.1	44.775	87.6	23.980	113.9	1:40.615	
3	34.487	83.7	49.057	77.7	24.675	112.2	1:48.219		8	30.957	93.4	46.418	75.8	25.112	112.0	1:42.487	
4	31.172	93.9	44.181	88.7	23.988	112.8	1:39.341		9	31.057	93.0	43.894	90.0	23.979	111.8	1:38.930	
5	33.540	64.9	49.233	83.1	24.283	111.8	1:47.056		10								

114 Phil Nelson ( ) — Hawke DL2B

lap	Sect-1	Speed	Sect-2	Speed	Sect-3	Speed	Laptime	Pit	lap	Sect-1	Speed	Sect-2	Speed	Sect-3	Speed	Laptime	Pit
1	Out	68.8	57.512	67.4	29.870	104.9	2:11.694		5	36.365	69.1	55.233	73.0	26.937	105.7	1:58.535	
2	36.884	72.9	54.506	71.0	27.543	106.5	1:58.933		6	34.066	86.7	50.455	71.3	27.762	104.7	1:52.283	
3	35.281	83.9	51.781	73.3	27.455	105.5	1:54.517		7	35.519	87.6	50.950	80.6	28.015	104.7	1:54.484	
4	34.353	86.3	51.575	72.6	27.640	105.2	1:53.568		8	33.765	88.6	49.847	75.1	26.927	100.9	1:50.539	

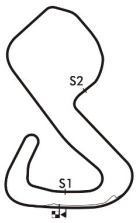

Session Start: 09:44:39 - Finish: 09:59:41
Weather/Track Conditions: Cloud / Dry
Circuit: Brands Hatch Grand Prix Circuit
Track Length: 3.916 Km - 2.4330 miles

Legends of Brands Hatch Superprix - 1 - 2 Jul 2017

HSCC Historic Formula Ford with Avon Tyres, Radio Caroline & Titan Historic Racing

Qualifying 2 - Sector Analysis

177	Peter Hannam (OF)								Nike Mk6								
lap	Sect-1	Speed	Sect-2	Speed	Sect-3	Speed	Laptime	Pit	lap	Sect-1	Speed	Sect-2	Speed	Sect-3	Speed	Laptime	Pit
1	Out	81.7	57.394	56.4	29.002	104.2	2:10.710		5	34.067	88.6	49.693	74.5	26.103	108.2	1:49.863	
2	37.264	83.7	53.720	72.2	27.403	106.4	1:58.387		6	33.771	89.2	49.221	79.1	27.292	105.9	1:50.284	
3	36.024	87.9	52.107	70.3	26.988	107.4	1:55.119		7	33.290	90.3	49.258	74.6	26.044	108.9	1:48.592	
4	35.126	88.6	49.483	74.9	26.148	108.6	1:50.757		8	34.626	89.5	52.575	59.9	26.250	108.6	1:53.451	

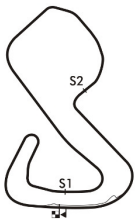

Session Start: 09:44:39 - Finish: 09:59:41
Weather/Track Conditions: Cloud / Dry
Circuit: Brands Hatch Grand Prix Circuit
Track Length: 3.916 Km - 2.4330 miles

Legends of Brands Hatch Superprix - 1 - 2 Jul 2017

HSCC Historic Formula Ford with Avon Tyres, Radio Caroline & Titan Historic Racing

Qualifying 2 - Best Sector Times

	SECTOR 1			SECTOR 2			SECTOR 3		
	NO	TIME	LAP	NO	TIME	LAP	NO	TIME	LAP
1	48	30.940	7	94	43.894	9	48	23.849	6
2	94	30.957	8	3	44.088	9	94	23.902	2
3	4	31.161	9	4	44.139	7	4	23.965	9
4	3	31.196	8	15	44.244	8	3	24.113	9
5	15	31.323	7	48	44.285	9	36	24.411	7
6	13	31.361	6	29	44.645	9	13	24.412	5
7	29	31.506	9	36	45.057	8	15	24.448	9
8	36	31.684	9	13	45.546	9	29	24.596	9
9	14	31.907	5	56	45.878	9	14	24.607	9
10	56	31.913	9	88	45.976	9	77	24.808	8
11	77	32.166	8	22	46.139	4	56	24.924	7
12	22	32.270	4	14	46.259	4	88	25.047	9
13	66	32.335	9	77	46.546	8	20	25.108	9
14	20	32.383	9	20	46.585	8	27	25.126	8
15	88	32.475	4	66	46.985	8	35	25.289	7
16	27	32.595	5	27	47.051	8	22	25.343	6
17	26	32.897	6	35	47.058	7	26	25.377	5
18	35	32.919	7	26	47.460	8	66	25.452	8
19	177	33.290	7	41	48.539	6	41	26.034	8
20	114	33.765	8	177	49.221	6	177	26.044	7
21	18	34.041	8	114	49.847	8	18	26.852	3
22	41	34.080	7	18	50.143	8	114	26.927	8
23	71	35.077	7	71	50.216	7	71	27.290	5
24	2	36.400	5	2	53.490	7	2	28.324	4
25	31	37.010	6	31	56.047	5	31	28.714	7

IDEAL / BEST LAP COMPARISON

NO	NAME	BEST	IN	IDEAL	DIFF
94	Michael O'Brien	1:38.930	9	1:38.753	+0.177
48	Benn Tilley	1:39.178	9	1:39.074	+0.104
4	Maxim Bartell	1:39.544	9	1:39.265	+0.279
3	Benn Simms	1:39.982	9	1:39.397	+0.585
15	Matthew Wrigley	1:40.427	9	1:40.015	+0.412
29	Westie Mitchell	1:40.747	9	1:40.747	+0.000
36	Rob Smith	1:41.358	9	1:41.152	+0.206
13	Stuart Kestenbaum	1:41.742	9	1:41.319	+0.423
14	Neil Shinner	1:43.009	5	1:42.773	+0.236
56	Roland Svensson	1:43.275	9	1:42.715	+0.560
77	Chris Sharples	1:43.520	8	1:43.520	+0.000
88	Chris Stuart	1:43.523	9	1:43.498	+0.025
22	Tim Brise	1:44.123	4	1:43.752	+0.371
20	Kevin Stanzl	1:44.316	9	1:44.076	+0.240
27	Dick Dixon	1:44.856	8	1:44.772	+0.084
66	Andrew Wiggins	1:45.083	9	1:44.772	+0.311
35	Michael Rasper	1:45.266	7	1:45.266	+0.000
26	John Slack	1:46.458	7	1:45.734	+0.724
177	Peter Hannam	1:48.592	7	1:48.555	+0.037
41	Paul Unsworth	1:49.120	8	1:48.653	+0.467
114	Phil Nelson	1:50.539	8	1:50.539	+0.000
18	Bill Cowing	1:51.095	8	1:51.036	+0.059
71	Alan Cook	1:53.132	7	1:52.583	+0.549
2	Alison Langridge	1:58.972	7	1:58.214	+0.758
31	John Emery	2:03.078	6	2:01.771	+1.307

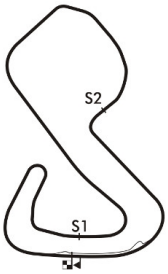

Session Start: 09:44:39 - Finish: 09:59:41
Weather/Track Conditions: Cloud / Dry
Circuit: Brands Hatch Grand Prix Circuit
Track Length: 3.916 Km - 2.4330 miles

Legends of Brands Hatch Superprix - 1 - 2 Jul 2017

HSCC Historic Formula Ford with Avon Tyres, Radio Caroline & Titan Historic Racing

Qualifying 2 - Best Sector Speeds

	NO	SECTOR 1	MPH	NO	SECTOR 2	MPH	NO	SECTOR 3	MPH
1	4	Maxim Bartell	94.3	48	Benn Tilley	93.7	94	Michael O'Brien	116.7
2	15	Matthew Wrigley	93.9	15	Matthew Wrigley	91.2	4	Maxim Bartell	115.5
3	94	Michael O'Brien	93.9	3	Benn Simms	91.1	29	Westie Mitchell	114.3
4	56	Roland Svensson	93.3	94	Michael O'Brien	90.0	48	Benn Tilley	113.9
5	3	Benn Simms	93.1	4	Maxim Bartell	89.7	3	Benn Simms	113.3
6	13	Stuart Kestenbaum	93.1	13	Stuart Kestenbaum	89.3	13	Stuart Kestenbaum	113.3
7	14	Neil Shinner	93.0	29	Westie Mitchell	89.3	36	Rob Smith	112.8
8	48	Benn Tilley	93.0	56	Roland Svensson	89.3	14	Neil Shinner	112.6
9	29	Westie Mitchell	92.1	36	Rob Smith	88.5	15	Matthew Wrigley	112.6
10	20	Kevin Stanzl	92.0	22	Tim Brise	85.4	27	Dick Dixon	112.0
11	35	Michael Rasper	91.5	77	Chris Sharples	85.3	56	Roland Svensson	111.3
12	36	Rob Smith	91.5	14	Neil Shinner	84.6	20	Kevin Stanzl	111.1
13	22	Tim Brise	91.4	88	Chris Stuart	81.9	22	Tim Brise	110.7
14	77	Chris Sharples	91.2	66	Andrew Wiggins	81.1	35	Michael Rasper	110.7
15	66	Andrew Wiggins	90.9	20	Kevin Stanzl	80.8	88	Chris Stuart	110.4
16	26	John Slack	90.4	27	Dick Dixon	80.7	66	Andrew Wiggins	109.5
17	177	Peter Hannam	90.3	114	Phil Nelson	80.6	77	Chris Sharples	109.3
18	27	Dick Dixon	90.1	18	Bill Cowing	79.4	26	John Slack	109.1
19	18	Bill Cowing	89.7	177	Peter Hannam	79.1	41	Paul Unsworth	109.1
20	88	Chris Stuart	89.2	41	Paul Unsworth	78.8	177	Peter Hannam	108.9
21	114	Phil Nelson	88.6	26	John Slack	77.7	71	Alan Cook	107.4
22	41	Paul Unsworth	87.8	35	Michael Rasper	77.6	18	Bill Cowing	107.2
23	71	Alan Cook	86.3	71	Alan Cook	77.6	114	Phil Nelson	106.5
24	2	Alison Langridge	83.1	2	Alison Langridge	70.8	2	Alison Langridge	105.9
25	31	John Emery	78.8	31	John Emery	68.5	31	John Emery	100.5

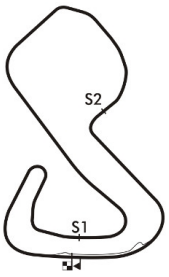

Session Start: 09:44:39 - Finish: 09:59:41
Weather/Track Conditions: Cloud / Dry
Circuit: Brands Hatch Grand Prix Circuit
Track Length: 3.916 Km - 2.4330 miles

Legends of Brands Hatch Superprix - 1 - 2 Jul 2017

HSCC Historic Formula Ford with Avon Tyres, Radio Caroline & Titan Historic Racing

Race 1 - Starting Grid

Sheet No:

Start Time : 13:25 - Heat Duration : 20 Minutes

ROW			
19	37	39	Michael Richings
18	35	32	Nigel Adams
17	33	47	Louis Hanjoul
16	31	81	James Lovett
15	29	46	Stuart Dix
14	27	19	Stephen King
13	25	87	Ian Jeary
12	23	93	Rudolf Ernst
11	21	122	Chris Williams
10	19	7	Robs Lamplough
9	17	49	Harvey Sykes
8	15	82	Lee Penson
7	13	72	Alistair Littlewood
6	11	8	Andrew Mansell
5	9	75	Daniel Pickett
4	7	21	Ross Drybrough
3	5	17	Brian Morris
2	3	58	Michael Grant Peterkin
1	1	73	Ed Thurston
	38	31	John Emery
	36	2	Alison Langridge
	34	71	Alan Cook
	32	18	Bill Cowing
	30	114	Phil Nelson
	28	41	Paul Unsworth
	26	177	Peter Hannam
	24	26	John Slack
	22	35	Michael Rasper
	20	66	Andrew Wiggins
	18	27	Dick Dixon
	16	20	Kevin Stanzl
	14	22	Tim Brise
	12	88	Chris Stuart
	10	77	Chris Sharples
	8	56	Roland Svensson
	6	14	Neil Shinner
	4	13	Stuart Kestenbaum
	2	36	Rob Smith

Pole Right

Circuit: Brands Hatch Grand Prix Circuit
Track Length: 3.916 Km - 2.4330 miles

These results are provisional until the conclusion of any judicial and technical matters.

Clerk of the Course:	Timekeeper:	Issued at:
Julian Floyd	Nick Palmer	

MST

Printed : 01-07-2017 - 10:06

Full results available at www.mstworld.com. Email: timing@mstworld.com

Legends of Brands Hatch Superprix - 1 - 2 Jul 2017

HSCC Derek Bell Trophy with Classic Formula 3 supported by MB Wheels

Qualifying for Race 4 - Classification

Sheet No:

POS	NO	DRIVER/S	CLASS	CLASS POS	CAR MAKE / MODEL	TIME	ON	LAPS	GAP	DIFF	MPH
1	65	Jamie Brashaw	F	1	March 73A	1:25.429	13	13			102.53
2	54	Richard Evans	B	1	March 79B	1:25.790	7	13	0.361	0.361	102.10
3	7	Neil Glover	F	2	Chevron B37	1:26.261	8	12	0.832	0.471	101.54
4	30	Paul Campfield	F	3	Chevron B24	1:29.103	4	9	3.674	2.842	98.30
5	22	Mark Dwyer	C	1	March 742	1:29.315	3	3	3.886	0.212	98.07
6	9	Frazer Gibney	C	2	March 782	1:30.737	5	8	5.308	1.422	96.53
7	74	Frank Lyons	F	4	Gurney Eagle FA74	1:30.792	8	12	5.363	0.055	96.47
8	42	Mark Charteris	B	2	March 742	1:31.149	8	10	5.720	0.357	96.09
9	117	Michael Bletsoe-Brown	C	3	Chevron B27	1:31.445	8	12	6.016	0.296	95.78
10	5	Chris Atkinson	E	1	Surtees TS8	1:32.188	11	11	6.759	0.743	95.01
11	88	Cameron Jackson	CFA	1	Euroracing 101	1:32.476	10	11	7.047	0.288	94.71
12	1	Martyn Donn	B	3	Lola T760	1:32.525	5	7	7.096	0.049	94.66
13	20	Gaius Ghinn	CFA	2	Ralt RT3	1:32.640	10	12	7.211	0.115	94.55
14	55	Maxim Bartell	CFA	3	Chevron B34	1:33.023	4	8	7.594	0.383	94.16
15	71	Richard Trott	CFA	4	Chevron B43	1:33.137	5	9	7.708	0.114	94.04
16	17	Keith White	CFA	5	Ralt RT1	1:33.425	12	12	7.996	0.288	93.75
17	82	Paul Smith	CFA	6	Ralt RT3	1:34.687	5	8	9.258	1.262	92.50
18	35	Marc Mercer	H	1	Van Diemen RF82	1:36.159	6	10	10.730	1.472	91.09
19	38	Hugh Price	CFA	7	Chevron B38	1:36.263	6	12	10.834	0.104	90.99
20	93	Rudolf Ernst	C	4	March 752	1:36.479	6	12	11.050	0.216	90.78
21	8	David Thorburn	CFA	8	Ralt RT3	1:37.239	7	11	11.810	0.760	90.07
22	27	Glenn Eagling	CFB	1	Ensign 73-F3-17	1:39.971	7	8	14.542	2.732	87.61
23	28	George Fowler	H	2	Reynard SF84	1:40.193	12	12	14.764	0.222	87.42
24	41	David Mercer	G	1	Reynard SF78	1:40.551	6	10	15.122	0.358	87.11
25	62	Graham Kiddy	CFA	9	Argo JM3	1:41.607	11	11	16.178	1.056	86.20
26	12	Drew Cameron	H	3	Van Diemen RF83	1:43.522	7	11	18.093	1.915	84.61
27	21	Lorraine Gathercole	A	1	March 712	1:46.590	7	7	21.161	3.068	82.17
28	44	Paul Tonkin	CFB	2	Brabham BT41	1:47.714	10	10	22.285	1.124	81.32
29	34	Peter Finnigan	H	4	Van Diemen RF82	1:51.904	7	10	26.475	4.190	78.27
30	32	Adam Simmonds	E	2	Lola T142	1:54.407	9	9	28.978	2.503	76.56
31	75	Michael Scott	B	4	March 75B						

Session Start: 10:06:14 - Finish: 10:26:19
Weather/Track Conditions: Cloud / Dry
Circuit: Brands Hatch Grand Prix Circuit
Track Length: 3.916 Km - 2.4330 miles

These results are provisional until the conclusion of any judicial and technical matters.

Clerk of the Course:	Timekeeper:	Issued at:
Julian Floyd	Nick Palmer	

MST

Printed : 01-07-2017 - 10:28

Full results available at www.mstworld.com. Email: timing@mstworld.com

Legends of Brands Hatch Superprix - 1 - 2 Jul 2017

HSCC Derek Bell Trophy with Classic Formula 3 supported by MB Wheels

Qualifying for Race 4 - Sector Analysis

1 Martyn Donn (B) — Lola T760

lap	Sect-1	Speed	Sect-2	Speed	Sect-3	Speed	Laptime	Pit
1	Out	83.2	49.048	73.9	24.752	121.3	1:55.039	
2	30.896	90.5	43.510	88.8	22.838	124.9	1:37.244	
3	29.338	106.0	41.567	83.8	22.929	125.4	1:33.834	
4	29.859	103.3	40.736	93.0	22.100	126.1	1:32.695	
5	28.693	105.7	41.609	93.0	22.223	124.9	1:32.525	
6	32.113	105.4	41.306	90.5	23.064	124.5	1:36.483	
7	29.017	102.0	42.283	88.6	In		4:19.703	P
8								

5 Chris Atkinson (E) — Surtees TS8

lap	Sect-1	Speed	Sect-2	Speed	Sect-3	Speed	Laptime	Pit
1	Out	78.7	51.344	60.5	In		2:54.562	P
2	Out	89.9	45.634	78.0	23.761	128.0	1:48.881	
3	31.230	100.3	44.250	82.1	22.197	143.6	1:37.677	
4	30.202	105.5	44.442	78.7	22.353	141.7	1:36.997	
5	34.011	100.8	42.922	83.3	24.016	139.7	1:40.949	
6	29.802	108.8	43.403	86.7	22.071	144.8	1:35.276	
7	31.119	110.2	41.372	94.1	21.508	144.2	1:33.999	
8	30.204	113.0	40.918	89.9	21.395	144.8	1:32.517	
9	29.536	105.5	41.252	78.8	22.329	143.3	1:33.117	
10	29.469	108.6	41.330	77.5	21.973	144.2	1:32.772	
11	29.341	114.5	40.855	86.8	21.992	141.4	1:32.188	
12								

7 Neil Glover (F) — Chevron B37

lap	Sect-1	Speed	Sect-2	Speed	Sect-3	Speed	Laptime	Pit
1	Out	79.3	51.470	71.3	22.492	144.2	1:52.679	
2	29.094	99.2	41.711	89.7	21.285	147.3	1:32.090	
3	31.078	102.5	41.770	86.3	21.306	148.6	1:34.154	
4	27.929	109.5	40.039	97.4	20.547	149.0	1:28.515	
5	28.839	100.0	42.890	81.8	21.781	145.1	1:33.510	
6	29.639	105.9	41.174	93.5	21.111	148.6	1:31.924	
7	28.349	114.7	40.384	91.7	21.264	148.6	1:29.997	
8	27.577	118.1	38.277	97.7	20.407	149.3	1:26.261	
9	27.727	118.8	38.818	98.5	23.887	122.4	1:30.432	
10	30.670	101.7	43.384	68.7	In		2:49.302	P
11	Out	114.1	40.330	78.6	21.827	147.3	1:32.967	
12	27.444	116.3	38.345	88.1	20.662	150.0	1:26.451	

8 David Thorburn (CFA) — Ralt RT3

lap	Sect-1	Speed	Sect-2	Speed	Sect-3	Speed	Laptime	Pit
1	Out	90.3	52.156	65.0	26.447	117.1	1:57.878	
2	33.316	87.7	48.592	71.8	27.372	115.9	1:49.280	
3	32.491	93.1	46.542	77.6	24.854	117.5	1:43.887	
4	31.018	99.3	45.462	79.7	24.498	117.3	1:40.978	
5	30.988	99.3	45.199	79.6	24.162	118.5	1:40.349	
6	30.672	99.0	44.500	81.6	24.053	119.0	1:39.225	
7	30.158	100.2	43.581	87.0	23.500	119.4	1:37.239	
8	29.863	100.6	43.453	85.9	24.229	119.8	1:37.545	
9	31.946	94.6	45.583	77.5	24.610	119.0	1:42.139	
10	32.609	95.0	44.666	72.5	24.954	119.8	1:42.229	
11	30.311	99.8	44.533	80.5	24.195	119.4	1:39.039	
12								

9 Frazer Gibney (C) — March 782

lap	Sect-1	Speed	Sect-2	Speed	Sect-3	Speed	Laptime	Pit
1	Out	85.0	48.602	73.3	24.165	129.7	1:53.328	
2	31.852	94.8	43.665	90.1	22.869	132.3	1:38.386	
3	29.690	103.7	40.901	99.7	21.849	134.9	1:32.440	
4	29.704	109.0	41.752	85.6	22.733	132.3	1:34.189	
5	28.642	109.0	39.861	97.8	22.234	135.2	1:30.737	
6	30.295	101.4	42.626	81.4	23.006	133.6	1:35.927	
7	28.748	106.4	42.600	97.1	21.980	135.2	1:33.328	
8	48.812	104.7	43.041	96.4	21.980	134.1	1:53.833	

12 Drew Cameron (H) — Van Diemen RF83

lap	Sect-1	Speed	Sect-2	Speed	Sect-3	Speed	Laptime	Pit
1	Out	80.9	50.755	67.6	25.429	111.3	1:57.707	
2	32.963	85.0	49.534	73.0	24.499	112.6	1:46.996	
3	32.301	77.3	47.217	77.1	24.331	113.7	1:43.849	
4	32.334	88.9	48.007	74.8	24.440	113.5	1:44.781	
5	34.262	95.2	47.140	73.8	24.322	114.1	1:45.724	
6	35.262	93.5	48.909	76.3	25.345	114.3	1:49.516	
7	31.432	94.3	47.055	74.4	25.035	114.5	1:43.522	
8	35.189	89.8	48.856	72.7	25.111	113.2	1:49.156	
9	37.650	83.9	48.719	65.1	26.109	111.8	1:52.478	
10	33.294	81.9	45.621	72.3	24.864	113.9	1:43.779	
11	31.568	94.6	47.490	73.4	25.804	112.8	1:44.862	
12								

17 Keith White (CFA) — Ralt RT1

lap	Sect-1	Speed	Sect-2	Speed	Sect-3	Speed	Laptime	Pit
1	Out	88.6	48.357	81.3	25.528	115.3	1:53.947	
2	33.071	90.6	44.824	87.6	23.417	120.7	1:41.312	
3	30.842	101.1	42.421	96.1	23.137	120.4	1:36.400	
4	30.256	102.2	43.079	88.9	23.416	120.2	1:36.751	
5	30.172	102.2	41.530	95.5	22.730	121.5	1:34.432	
6	29.999	102.8	41.431	96.7	22.614	122.2	1:34.044	
7	29.878	103.3	42.466	74.5	24.073	122.2	1:36.417	
8	30.181	102.6	41.748	96.0	22.923	121.1	1:34.852	
9	30.161	103.3	42.102	83.7	23.720	121.3	1:35.983	
10	30.171	99.0	41.568	86.6	23.085	122.0	1:34.824	
11	29.063	103.9	41.355	84.6	23.187	122.2	1:33.605	
12	29.025	103.7	41.735	88.6	22.665	122.9	1:33.425	

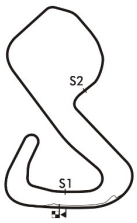

Session Start: 10:06:14 - Finish: 10:26:19
Weather/Track Conditions: Cloud / Dry
Circuit: Brands Hatch Grand Prix Circuit
Track Length: 3.916 Km - 2.4330 miles

MST

Full results available at www.mstworld.com. Email: timing@mstworld.com

Printed : 01-07-2017 - 10:29

Legends of Brands Hatch Superprix - 1 - 2 Jul 2017

HSCC Derek Bell Trophy with Classic Formula 3 supported by MB Wheels

Qualifying for Race 4 - Sector Analysis

20	Gaius Ghinn (CFA)								Ralt RT3								
lap	Sect-1	Speed	Sect-2	Speed	Sect-3	Speed	Laptime	Pit	lap	Sect-1	Speed	Sect-2	Speed	Sect-3	Speed	Laptime	Pit
1	Out	78.4	49.455	81.3	24.054	119.4	1:52.860		7	34.209	97.7	41.337	91.3	22.763	121.8	1:38.309	
2	31.410	96.6	43.493	83.2	23.376	121.5	1:38.279		8	29.862	103.3	41.558	90.5	22.682	122.0	1:34.102	
3	29.829	101.7	42.282	92.8	23.626	117.5	1:35.737		9	29.471	103.0	43.469	62.5	26.118	122.2	1:39.058	
4	29.939	101.7	42.145	90.0	22.514	122.0	1:34.598		10	29.762	103.1	40.725	91.6	22.153	122.4	1:32.640	
5	29.154	103.3	41.072	90.3	22.588	119.4	1:32.814		11	28.956	103.7	41.219	88.5	22.772	122.4	1:32.947	
6	31.044	103.4	42.263	84.3	23.783	121.8	1:37.090		12	29.018	104.2	42.068	87.8	22.462	122.6	1:33.548	

21	Lorraine Gathercole (A)								March 712								
lap	Sect-1	Speed	Sect-2	Speed	Sect-3	Speed	Laptime	Pit	lap	Sect-1	Speed	Sect-2	Speed	Sect-3	Speed	Laptime	Pit
1	Out	74.0	56.276	66.2	28.407	103.0	2:08.797		5	34.243	86.1	48.385	82.3	25.761	114.5	1:48.389	
2	36.837	83.3	51.167	72.6	26.919	112.8	1:54.923		6	34.962	87.8	48.218	79.1	25.552	116.3	1:48.732	
3	34.962	83.9	49.655	73.9	26.038	110.0	1:50.655		7	32.840	91.9	46.880	62.7	26.870	113.9	1:46.590	
4	33.878	88.7	50.308	75.5	25.558	112.0	1:49.744		8								

22	Mark Dwyer (C)								March 742								
lap	Sect-1	Speed	Sect-2	Speed	Sect-3	Speed	Laptime	Pit	lap	Sect-1	Speed	Sect-2	Speed	Sect-3	Speed	Laptime	Pit
1	Out	78.4	46.672	87.2	22.594	135.2	1:50.352		3	28.127	106.0	39.547	97.8	21.641	137.4	1:29.315	
2	29.551	101.6	40.752	95.5	21.569	136.3	1:31.872		4								

27	Glenn Eagling (CFB)								Ensign 73-F3-17								
lap	Sect-1	Speed	Sect-2	Speed	Sect-3	Speed	Laptime	Pit	lap	Sect-1	Speed	Sect-2	Speed	Sect-3	Speed	Laptime	Pit
1	Out	85.2	52.552	75.8	27.477	108.2	2:02.550		5	31.547	93.1	44.852	89.7	24.281	111.8	1:40.680	
2	33.719	90.7	46.872	83.4	25.102	111.1	1:45.693		6	31.624	91.9	44.406	91.0	24.154	111.8	1:40.184	
3	31.891	92.6	47.241	84.5	24.615	110.7	1:43.747		7	31.306	93.1	44.088	88.6	24.577	111.5	1:39.971	
4	31.515	93.3	44.850	87.6	24.492	111.7	1:40.857		8	31.577	94.3	44.133	91.6	In		2:30.701	P

28	George Fowler (H)								Reynard SF84								
lap	Sect-1	Speed	Sect-2	Speed	Sect-3	Speed	Laptime	Pit	lap	Sect-1	Speed	Sect-2	Speed	Sect-3	Speed	Laptime	Pit
1	Out	85.1	50.661	82.3	26.026	112.8	1:56.530		7	32.588	94.2	45.398	88.0	24.135	116.5	1:42.121	
2	33.964	92.9	47.904	85.8	24.704	114.7	1:46.572		8	31.754	95.9	45.011	88.4	24.350	116.5	1:41.115	
3	32.468	91.1	46.557	86.6	24.665	116.9	1:43.690		9	32.222	95.9	44.100	91.3	49.585	114.7	2:05.907	
4	31.761	94.2	45.684	85.3	24.535	115.5	1:41.980		10	33.247	92.6	46.380	76.8	25.856	115.3	1:45.483	
5	31.703	95.6	45.521	85.7	24.654	116.9	1:41.878		11	31.696	95.9	44.519	88.1	24.933	115.9	1:41.148	
6	31.825	95.2	46.166	80.6	25.556	116.5	1:43.547		12	31.444	95.4	44.638	87.1	24.111	116.3	1:40.193	

30	Paul Campfield (F)								Chevron B24								
lap	Sect-1	Speed	Sect-2	Speed	Sect-3	Speed	Laptime	Pit	lap	Sect-1	Speed	Sect-2	Speed	Sect-3	Speed	Laptime	Pit
1	Out	70.7	52.446	75.1	25.025	128.2	2:01.082		6	28.974	105.2	40.391	93.9	21.327	146.7	1:30.692	
2	33.302	87.9	43.249	88.3	22.092	142.0	1:38.643		7	29.251	99.5	40.889	72.8	23.540	143.6	1:33.680	
3	29.475	102.6	41.732	91.1	21.972	143.6	1:33.179		8	28.516	103.4	40.267	89.3	21.163	146.1	1:29.946	
4	28.831	107.2	39.656	96.8	20.616	149.0	1:29.103		9	29.296	106.0	39.987	96.3	21.465	146.1	1:30.748	
5	28.833	100.5	39.794	89.2	21.500	147.7	1:30.127		10								

32	Adam Simmonds (E)								Lola T142								
lap	Sect-1	Speed	Sect-2	Speed	Sect-3	Speed	Laptime	Pit	lap	Sect-1	Speed	Sect-2	Speed	Sect-3	Speed	Laptime	Pit
1	Out	65.3	1:02.205	59.9	30.631	96.2	2:22.507		6	36.774	83.5	51.544	71.1	26.601	112.2	1:54.919	
2	39.228	78.3	57.067	61.9	28.493	105.2	2:04.788		7	36.431	88.0	52.950	67.2	27.591	112.4	1:56.972	
3	38.046	76.0	53.221	71.0	27.704	105.4	1:58.971		8	36.261	85.9	51.970	65.3	28.371	107.9	1:56.602	
4	37.799	81.4	52.683	71.7	27.493	107.4	1:57.975		9	36.477	83.6	50.824	69.0	27.106	111.8	1:54.407	
5	36.619	86.4	52.936	68.0	27.671	110.9	1:57.226		10								

34	Peter Finnigan (H)								Van Diemen RF82								
lap	Sect-1	Speed	Sect-2	Speed	Sect-3	Speed	Laptime	Pit	lap	Sect-1	Speed	Sect-2	Speed	Sect-3	Speed	Laptime	Pit
1	Out	76.4	54.970	68.5	27.778	107.7	2:06.442		6	35.236	85.4	51.201	65.1	27.308	110.2	1:53.745	
2	36.393	80.1	52.232	74.4	26.632	110.4	1:55.257		7	34.435	85.7	51.240	75.6	26.229	111.7	1:51.904	
3	35.236	82.1	51.979	71.7	26.501	109.5	1:53.716		8	37.075	73.5	58.618	64.1	28.274	107.6	2:03.967	
4	35.729	82.4	53.205	69.7	27.288	108.8	1:56.222		9	36.039	83.7	50.655	68.7	27.062	110.2	1:53.756	
5	34.383	88.4	51.156	72.0	26.951	106.4	1:52.490		10	36.272	86.8	52.057	77.0	26.286	110.4	1:54.615	

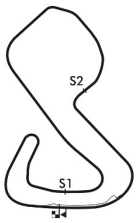

Session Start: 10:06:14 - Finish: 10:26:19
Weather/Track Conditions: Cloud / Dry
Circuit: Brands Hatch Grand Prix Circuit
Track Length: 3.916 Km - 2.4330 miles

Legends of Brands Hatch Superprix - 1 - 2 Jul 2017

HSCC Derek Bell Trophy with Classic Formula 3 supported by MB Wheels

Qualifying for Race 4 - Sector Analysis

35 Marc Mercer (H) — Van Diemen RF82

lap	Sect-1	Speed	Sect-2	Speed	Sect-3	Speed	Laptime	Pit	lap	Sect-1	Speed	Sect-2	Speed	Sect-3	Speed	Laptime	Pit
1	Out	87.6	49.946	75.6	25.578	112.4	1:55.669		6	30.120	96.2	42.896	90.7	23.143	115.7	1:36.159	
2	32.404	94.6	45.370	84.1	24.187	114.5	1:41.961		7	30.052	97.0	42.770	90.6	26.729	113.5	1:39.551	
3	30.856	95.8	45.105	78.7	23.677	115.1	1:39.638		8	33.383	92.4	46.952	65.6	25.296	115.1	1:45.631	
4	30.595	96.3	44.121	88.1	23.265	115.5	1:37.981		9	30.766	95.5	44.409	68.7	24.534	115.7	1:39.709	
5	30.674	95.8	43.176	92.5	23.112	115.7	1:36.962		10	29.991	96.6	43.696	81.1	23.611	117.1	1:37.298	

38 Hugh Price (CFA) — Chevron B38

lap	Sect-1	Speed	Sect-2	Speed	Sect-3	Speed	Laptime	Pit	lap	Sect-1	Speed	Sect-2	Speed	Sect-3	Speed	Laptime	Pit
1	Out	83.1	50.689	67.6	25.193	118.7	1:56.141		7	31.274	97.2	42.786	86.2	23.847	121.1	1:37.907	
2	32.152	97.3	44.360	86.0	23.461	121.1	1:39.973		8	35.010	89.7	44.410	82.3	25.048	120.4	1:44.468	
3	30.952	97.9	44.318	84.9	23.280	122.0	1:38.550		9	34.091	87.2	52.073	66.4	25.268	119.6	1:51.432	
4	31.292	97.0	43.382	85.9	22.917	122.6	1:37.591		10	30.832	99.9	42.817	77.9	23.903	119.8	1:37.552	
5	30.815	99.3	43.284	83.3	23.555	120.7	1:37.654		11	30.443	97.2	43.066	86.6	22.863	122.4	1:36.372	
6	30.574	100.0	42.758	84.9	22.931	121.8	1:36.263		12	30.543	94.6	43.213	84.0	23.086	120.4	1:36.842	

41 David Mercer (G) — Reynard SF78

lap	Sect-1	Speed	Sect-2	Speed	Sect-3	Speed	Laptime	Pit	lap	Sect-1	Speed	Sect-2	Speed	Sect-3	Speed	Laptime	Pit
1	Out	86.5	50.082	77.8	26.543	109.5	1:58.515		6	31.426	96.3	44.833	89.3	24.292	114.1	1:40.551	
2	34.451	86.5	49.667	83.9	25.173	111.8	1:49.291		7	31.178	96.3	45.489	91.2	24.366	114.5	1:41.033	
3	33.212	92.2	48.815	69.4	25.112	113.5	1:47.139		8	34.022	88.6	50.647	69.4	25.970	114.9	1:50.639	
4	31.717	95.2	45.579	90.6	24.130	114.3	1:41.426		9	32.184	92.0	44.857	76.1	25.376	114.3	1:42.417	
5	32.187	93.5	45.984	90.3	23.996	113.5	1:42.167		10	31.224	95.5	45.240	79.8	24.560	115.5	1:41.024	

42 Mark Charteris (B) — March 742

lap	Sect-1	Speed	Sect-2	Speed	Sect-3	Speed	Laptime	Pit	lap	Sect-1	Speed	Sect-2	Speed	Sect-3	Speed	Laptime	Pit
1	Out	68.8	53.356	72.2	25.059	120.4	2:01.494		6	51.258	99.2	42.175	91.1	22.772	125.6	1:56.205	
2	33.016	96.5	44.325	93.0	23.540	124.7	1:40.881		7	30.139	104.9	41.759	92.0	22.017	126.6	1:33.915	
3	30.117	103.7	42.706	92.7	22.384	126.3	1:35.207		8	29.219	105.2	40.234	92.6	21.696	126.6	1:31.149	
4	30.794	104.6	41.199	90.9	21.942	126.8	1:33.935		9	28.676	103.3	42.471	91.2	23.598	126.3	1:34.745	
5	29.180	105.4	42.550	91.8	22.560	125.6	1:34.290		10	28.959	104.9	39.999	86.5	22.466	127.0	1:31.424	

44 Paul Tonkin (CFB) — Brabham BT41

lap	Sect-1	Speed	Sect-2	Speed	Sect-3	Speed	Laptime	Pit	lap	Sect-1	Speed	Sect-2	Speed	Sect-3	Speed	Laptime	Pit
1	Out	72.4	55.429	66.0	28.639	107.0	2:07.601		6	33.709	88.8	50.285	72.2	27.328	108.9	1:51.322	
2	34.836	88.5	51.585	74.3	26.895	109.7	1:53.316		7	34.456	86.1	49.718	70.6	26.833	108.8	1:51.007	
3	34.750	89.5	50.449	74.8	26.613	108.8	1:51.812		8	37.496	74.8	54.071	62.6	28.250	102.0	1:59.817	
4	34.440	84.2	50.752	76.4	26.705	109.1	1:51.897		9	36.987	88.2	49.469	72.6	27.347	105.4	1:53.803	
5	35.166	88.5	50.781	80.2	26.097	109.8	1:52.044		10	33.643	89.7	48.156	77.4	25.915	110.6	1:47.714	

54 Richard Evans (B) — March 79B

lap	Sect-1	Speed	Sect-2	Speed	Sect-3	Speed	Laptime	Pit	lap	Sect-1	Speed	Sect-2	Speed	Sect-3	Speed	Laptime	Pit
1	Out	98.7	43.641	83.6	22.718	131.8	1:43.417		8	28.117	107.0	39.239	90.9	21.870	134.1	1:29.226	
2	29.295	109.7	41.969	87.6	21.605	133.6	1:32.869		9	31.048	107.7	40.838	100.0	20.815	136.0	1:32.701	
3	27.946	104.9	39.552	101.3	20.930	134.9	1:28.428		10	27.265	113.7	39.573	87.3	21.841	135.7	1:28.679	
4	27.458	110.4	41.574	87.3	21.030	134.7	1:30.062		11	27.691	112.4	38.145	92.8	21.933	133.1	1:27.769	
5	27.524	112.6	38.542	97.2	20.723	135.5	1:26.789		12	28.280	104.9	40.424	78.7	21.521	135.7	1:30.225	
6	28.499	101.9	41.130	82.9	21.999	134.9	1:31.628		13	28.750	108.6	39.644	85.1	21.557	133.9	1:29.951	
7	27.358	113.0	37.810	103.2	20.622	135.5	1:25.790		14								

55 Maxim Bartell (CFA) — Chevron B34

lap	Sect-1	Speed	Sect-2	Speed	Sect-3	Speed	Laptime	Pit	lap	Sect-1	Speed	Sect-2	Speed	Sect-3	Speed	Laptime	Pit
1	Out	88.7	47.791	87.9	23.017	122.0	1:46.369		5	30.157	103.3	41.313	90.5	22.744	122.2	1:34.214	
2	29.624	101.7	41.786	92.8	22.599	122.0	1:34.009		6	29.150	102.8	43.588	85.8	22.605	122.4	1:35.343	
3	29.950	100.5	43.718	89.1	22.850	121.5	1:36.518		7	29.373	102.2	41.429	93.7	22.440	122.6	1:33.242	
4	29.277	101.6	41.329	95.7	22.417	122.9	1:33.023		8	29.561	102.8	41.305	86.8	22.654	123.1	1:33.520	

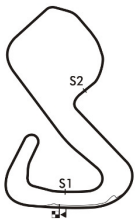

Session Start: 10:06:14 - Finish: 10:26:19
Weather/Track Conditions: Cloud / Dry
Circuit: Brands Hatch Grand Prix Circuit
Track Length: 3.916 Km - 2.4330 miles

Legends of Brands Hatch Superprix - 1 - 2 Jul 2017

HSCC Derek Bell Trophy with Classic Formula 3 supported by MB Wheels

Qualifying for Race 4 - Sector Analysis

62 Graham Kiddy (CFA) — Argo JM3

lap	Sect-1	Speed	Sect-2	Speed	Sect-3	Speed	Laptime	Pit
1	Out	81.2	52.809	69.8	25.101	119.0	1:59.907	
2	33.232	85.9	47.557	75.8	24.736	120.4	1:45.525	
3	32.912	95.0	49.350	77.9	24.673	119.6	1:46.935	
4	33.279	93.3	47.802	77.0	24.684	120.9	1:45.765	
5	32.556	94.6	46.094	78.5	24.945	119.8	1:43.595	
6	32.475	98.7	45.245	79.5	23.967	122.0	1:41.687	
7	33.092	93.8	45.295	76.2	24.372	118.7	1:42.759	
8	33.205	99.9	45.975	68.3	24.918	122.2	1:44.098	
9	34.085	91.9	49.719	57.9	26.689	112.6	1:50.493	
10	35.886	88.0	48.626	63.1	24.958	122.2	1:49.470	
11	31.835	99.6	45.490	71.3	24.282	122.9	1:41.607	
12								

65 Jamie Brashaw (F) — March 73A

lap	Sect-1	Speed	Sect-2	Speed	Sect-3	Speed	Laptime	Pit
1	Out	91.0	49.244	74.6	24.372	134.1	1:54.206	
2	32.460	99.5	42.542	89.9	21.846	144.5	1:36.848	
3	29.640	100.3	41.704	89.4	21.255	147.7	1:32.599	
4	28.436	106.7	38.774	96.8	21.026	141.2	1:28.236	
5	28.844	110.2	39.030	88.3	20.818	151.0	1:28.692	
6	28.663	112.8	38.598	98.7	20.860	147.3	1:28.121	
7	27.820	118.1	39.131	104.1	20.499	149.6	1:27.450	
8	27.976	112.4	38.008	96.0	20.899	150.0	1:26.883	
9	27.792	118.1	38.036	97.9	20.964	151.6	1:26.792	
10	28.182	115.1	39.982	92.1	21.260	150.3	1:29.424	
11	27.626	110.7	38.716	97.8	20.610	153.7	1:26.952	
12	27.602	117.1	38.045	93.0	20.528	151.3	1:26.175	
13	27.317	118.8	37.420	98.9	20.692	148.6	1:25.429	
14								

71 Richard Trott (CFA) — Chevron B43

lap	Sect-1	Speed	Sect-2	Speed	Sect-3	Speed	Laptime	Pit
1	Out	66.2	52.304	73.0	27.207	115.9	2:03.457	
2	33.564	94.4	43.922	88.7	23.405	119.0	1:40.891	
3	31.085	100.2	42.064	91.3	23.085	119.0	1:36.234	
4	29.803	101.1	41.750	92.1	22.512	119.8	1:34.065	
5	29.373	100.6	41.271	92.6	22.493	121.8	1:33.137	
6	31.584	100.0	42.587	84.1	22.951	119.2	1:37.122	
7	29.487	100.2	43.633	92.3	22.557	120.4	1:35.677	
8	30.754	101.7	41.131	94.7	22.505	121.5	1:34.390	
9	29.200	100.9	41.037	92.8	23.642	120.0	1:33.879	
10								

74 Frank Lyons (F) — Gurney Eagle FA74

lap	Sect-1	Speed	Sect-2	Speed	Sect-3	Speed	Laptime	Pit
1	Out	88.2	49.204	73.0	24.794	124.2	1:52.405	
2	32.073	92.4	44.261	88.3	21.891	128.0	1:38.225	
3	29.584	112.4	41.863	88.9	21.954	131.2	1:33.401	
4	29.127	103.4	40.999	92.7	21.181	143.3	1:31.307	
5	29.176	109.0	41.354	89.3	21.241	138.0	1:31.771	
6	29.214	109.3	40.932	86.8	22.950	133.9	1:33.096	
7	28.751	113.2	40.826	93.7	21.512	139.4	1:31.089	
8	28.824	112.2	40.604	94.9	21.364	129.0	1:30.792	
9	28.873	111.8	40.542	92.3	21.487	134.9	1:30.902	
10	30.741	103.0	41.106	69.4	23.008	131.5	1:34.855	
11	29.879	112.0	40.299	84.3	23.581	129.5	1:33.759	
12	29.862	107.7	41.582	92.8	21.822	118.1	1:33.266	

75 Michael Scott (B) — March 75B

lap	Sect-1	Speed	Sect-2	Speed	Sect-3	Speed	Laptime	Pit

82 Paul Smith (CFA) — Ralt RT3

lap	Sect-1	Speed	Sect-2	Speed	Sect-3	Speed	Laptime	Pit
1	Out	86.1	47.846	71.7	24.553	118.7	1:51.217	
2	32.032	93.6	46.226	74.6	25.412	111.7	1:43.670	
3	30.663	98.7	42.796	84.3	23.190	120.4	1:36.649	
4	30.009	101.9	44.935	83.3	23.099	120.9	1:38.043	
5	30.024	99.2	41.954	84.5	22.709	122.0	1:34.687	
6	30.168	98.4	42.795	87.3	22.654	121.5	1:35.617	
7	29.791	101.9	41.484	87.2	23.695	121.3	1:34.970	
8	32.271	97.0	42.436	83.1	23.660	117.5	1:38.367	

88 Cameron Jackson (CFA) — Euroracing 101

lap	Sect-1	Speed	Sect-2	Speed	Sect-3	Speed	Laptime	Pit
1	Out	95.2	47.071	69.5	24.559	120.2	1:49.771	
2	32.206	88.4	46.287	74.7	In		3:04.392	P
3	Out	98.4	43.098	83.7	23.182	121.5	1:40.740	
4	30.106	94.8	41.466	93.4	22.418	123.1	1:33.990	
5	30.073	102.8	41.313	90.1	25.812	122.6	1:37.198	
6	30.339	98.9	41.033	93.4	22.772	122.0	1:34.144	
7	31.350	99.9	42.722	95.1	22.230	123.5	1:36.302	
8	29.072	102.6	41.062	87.0	23.276	123.5	1:33.410	
9	29.872	99.2	41.231	91.5	22.505	123.3	1:33.608	
10	29.108	102.8	41.052	88.4	22.316	123.8	1:32.476	
11	30.245	96.1	41.746	88.8	22.492	123.5	1:34.483	
12								

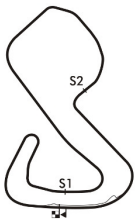

Session Start: 10:06:14 - Finish: 10:26:19
Weather/Track Conditions: Cloud / Dry
Circuit: Brands Hatch Grand Prix Circuit
Track Length: 3.916 Km - 2.4330 miles

Legends of Brands Hatch Superprix - 1 - 2 Jul 2017

HSCC Derek Bell Trophy with Classic Formula 3 supported by MB Wheels

Qualifying for Race 4 - Sector Analysis

93	Rudolf Ernst (C)								March 752								
lap	Sect-1	Speed	Sect-2	Speed	Sect-3	Speed	Laptime	Pit	lap	Sect-1	Speed	Sect-2	Speed	Sect-3	Speed	Laptime	Pit
1	Out	88.0	48.292	70.5	24.234	122.4	1:52.993		7	31.157	104.4	43.651	67.4	26.965	127.0	1:41.773	
2	32.115	85.8	49.814	75.1	24.068	122.6	1:45.997		8	30.102	103.9	43.880	83.1	22.673	124.2	1:36.655	
3	32.086	90.3	45.407	81.1	23.298	128.2	1:40.791		9	31.616	102.5	42.404	80.9	24.270	127.8	1:38.290	
4	30.827	100.0	43.385	83.5	23.513	124.2	1:37.725		10	31.233	93.6	43.429	65.9	24.741	130.0	1:39.403	
5	31.697	100.9	44.844	73.2	23.342	127.0	1:39.883		11	30.779	104.1	43.863	63.4	24.870	130.2	1:39.512	
6	30.169	101.6	43.080	81.2	23.230	122.0	1:36.479		12	30.504	104.1	45.208	79.2	23.707	132.0	1:39.419	

117	Michael Bletsoe-Brown (C)								Chevron B27								
lap	Sect-1	Speed	Sect-2	Speed	Sect-3	Speed	Laptime	Pit	lap	Sect-1	Speed	Sect-2	Speed	Sect-3	Speed	Laptime	Pit
1	Out	80.7	47.683	85.5	22.807	133.6	1:50.554		7	29.460	107.4	41.940	77.4	24.012	135.5	1:35.412	
2	31.261	105.2	43.783	83.6	22.294	132.5	1:37.338		8	29.397	112.8	40.477	89.7	21.571	136.8	1:31.445	
3	32.220	107.7	42.126	89.4	22.380	134.4	1:36.726		9	29.141	107.7	40.864	86.3	21.779	137.1	1:31.784	
4	30.622	106.2	41.370	93.9	21.785	135.5	1:33.777		10	29.669	105.2	40.921	80.3	22.808	136.3	1:33.398	
5	29.597	113.7	43.849	86.8	22.085	136.8	1:35.531		11	29.731	109.7	41.007	87.0	22.336	136.3	1:33.074	
6	30.109	106.0	41.971	90.7	21.990	136.8	1:34.070		12	29.276	111.1	41.429	88.7	22.092	135.5	1:32.797	

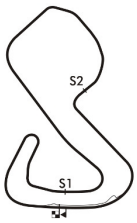

Session Start: 10:06:14 - Finish: 10:26:19
Weather/Track Conditions: Cloud / Dry
Circuit: Brands Hatch Grand Prix Circuit
Track Length: 3.916 Km - 2.4330 miles

Legends of Brands Hatch Superprix - 1 - 2 Jul 2017

HSCC Derek Bell Trophy with Classic Formula 3 supported by MB Wheels

Qualifying for Race 4 - Best Sector Times

	SECTOR 1			SECTOR 2			SECTOR 3		
	NO	TIME	LAP	NO	TIME	LAP	NO	TIME	LAP
1	54	27.265	10	65	37.420	13	7	20.407	8
2	65	27.317	13	54	37.810	7	65	20.499	7
3	7	27.444	12	7	38.277	8	30	20.616	4
4	22	28.127	3	22	39.547	3	54	20.622	7
5	30	28.516	8	30	39.656	4	74	21.181	4
6	9	28.642	5	9	39.861	5	5	21.395	8
7	42	28.654	11	42	39.999	10	22	21.569	2
8	1	28.693	5	74	40.299	11	117	21.571	8
9	74	28.751	7	117	40.477	8	42	21.696	8
10	20	28.956	11	20	40.725	10	9	21.849	3
11	17	29.025	12	1	40.736	4	1	22.100	4
12	88	29.072	8	5	40.855	11	20	22.153	10
13	117	29.141	9	88	41.033	6	88	22.230	7
14	55	29.150	6	71	41.037	9	55	22.417	4
15	71	29.200	9	55	41.305	8	71	22.493	5
16	5	29.341	11	17	41.355	11	17	22.614	6
17	82	29.791	7	82	41.484	7	82	22.654	6
18	8	29.863	8	93	42.404	9	93	22.673	8
19	35	29.991	10	38	42.758	6	38	22.863	11
20	93	30.102	8	35	42.770	7	35	23.112	5
21	38	30.443	11	8	43.453	8	8	23.500	7
22	41	31.178	7	27	44.088	7	62	23.967	6
23	27	31.306	7	28	44.100	9	41	23.996	5
24	12	31.432	7	41	44.833	6	28	24.111	12
25	28	31.444	12	62	45.245	6	27	24.154	6
26	62	31.835	11	12	45.621	10	12	24.322	5
27	21	32.840	7	21	46.880	7	21	25.552	6
28	44	33.643	10	44	48.156	10	44	25.915	10
29	34	34.383	5	34	50.655	9	34	26.229	7
30	32	36.261	8	32	50.824	9	32	26.601	6
31	75			75			75		

IDEAL / BEST LAP COMPARISON

NO	NAME	BEST	IN	IDEAL	DIFF
65	Jamie Brashaw	1:25.429	13	1:25.236	+0.193
54	Richard Evans	1:25.790	7	1:25.697	+0.093
7	Neil Glover	1:26.261	8	1:26.128	+0.133
30	Paul Campfield	1:29.103	4	1:28.788	+0.315
22	Mark Dwyer	1:29.315	3	1:29.243	+0.072
9	Frazer Gibney	1:30.737	5	1:30.352	+0.385
74	Frank Lyons	1:30.792	8	1:30.231	+0.561
42	Mark Charteris	1:31.149	8	1:30.349	+0.800
117	Michael Bletsoe-Brov	1:31.445	8	1:31.189	+0.256
5	Chris Atkinson	1:32.188	11	1:31.591	+0.597
88	Cameron Jackson	1:32.476	10	1:32.335	+0.141
1	Martyn Donn	1:32.525	5	1:31.529	+0.996
20	Gaius Ghinn	1:32.640	10	1:31.834	+0.806
55	Maxim Bartell	1:33.023	4	1:32.872	+0.151
71	Richard Trott	1:33.137	5	1:32.730	+0.407
17	Keith White	1:33.425	12	1:32.994	+0.431
82	Paul Smith	1:34.687	5	1:33.929	+0.758
35	Marc Mercer	1:36.159	6	1:35.873	+0.286
38	Hugh Price	1:36.263	6	1:36.064	+0.199
93	Rudolf Ernst	1:36.479	6	1:35.179	+1.300
8	David Thorburn	1:37.239	7	1:36.816	+0.423
27	Glenn Eagling	1:39.971	7	1:39.548	+0.423
28	George Fowler	1:40.193	12	1:39.655	+0.538
41	David Mercer	1:40.551	6	1:40.007	+0.544
62	Graham Kiddy	1:41.607	11	1:41.047	+0.560
12	Drew Cameron	1:43.522	7	1:41.375	+2.147
21	Lorraine Gathercole	1:46.590	7	1:45.272	+1.318
44	Paul Tonkin	1:47.714	10	1:47.714	+0.000
34	Peter Finnigan	1:51.904	7	1:51.267	+0.637
32	Adam Simmonds	1:54.407	9	1:53.686	+0.721
75	Michael Scott				+

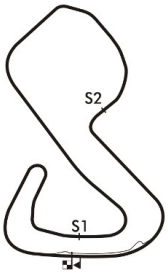

Session Start: 10:06:14 - Finish: 10:26:19
Weather/Track Conditions: Cloud / Dry
Circuit: Brands Hatch Grand Prix Circuit
Track Length: 3.916 Km - 2.4330 miles

Legends of Brands Hatch Superprix - 1 - 2 Jul 2017

HSCC Derek Bell Trophy with Classic Formula 3 supported by MB Wheels

Qualifying for Race 4 - Best Sector Speeds

	NO	SECTOR 1	MPH	NO	SECTOR 2	MPH	NO	SECTOR 3	MPH
1	7	Neil Glover	118.8	65	Jamie Brashaw	104.1	65	Jamie Brashaw	153.7
2	65	Jamie Brashaw	118.8	54	Richard Evans	103.2	7	Neil Glover	150.0
3	5	Chris Atkinson	114.5	9	Frazer Gibney	99.7	30	Paul Campfield	149.0
4	54	Richard Evans	113.7	7	Neil Glover	98.5	5	Chris Atkinson	144.8
5	117	Michael Bletsoe-Brown	113.7	22	Mark Dwyer	97.8	74	Frank Lyons	143.3
6	74	Frank Lyons	113.2	30	Paul Campfield	96.8	22	Mark Dwyer	137.4
7	9	Frazer Gibney	109.0	17	Keith White	96.7	117	Michael Bletsoe-Brown	137.1
8	30	Paul Campfield	107.2	55	Maxim Bartell	95.7	54	Richard Evans	136.0
9	42	Mark Charteris	106.4	88	Cameron Jackson	95.1	9	Frazer Gibney	135.2
10	1	Martyn Donn	106.0	74	Frank Lyons	94.9	93	Rudolf Ernst	132.0
11	22	Mark Dwyer	106.0	71	Richard Trott	94.7	42	Mark Charteris	127.0
12	93	Rudolf Ernst	104.4	5	Chris Atkinson	94.1	1	Martyn Donn	126.1
13	20	Gaius Ghinn	104.2	117	Michael Bletsoe-Brown	93.9	88	Cameron Jackson	123.8
14	17	Keith White	103.9	1	Martyn Donn	93.0	55	Maxim Bartell	123.1
15	55	Maxim Bartell	103.3	42	Mark Charteris	93.0	17	Keith White	122.9
16	88	Cameron Jackson	102.8	20	Gaius Ghinn	92.8	62	Graham Kiddy	122.9
17	82	Paul Smith	101.9	35	Marc Mercer	92.5	20	Gaius Ghinn	122.6
18	71	Richard Trott	101.7	27	Glenn Eagling	91.6	38	Hugh Price	122.6
19	8	David Thorburn	100.6	28	George Fowler	91.3	82	Paul Smith	122.0
20	38	Hugh Price	100.0	41	David Mercer	91.2	71	Richard Trott	121.8
21	62	Graham Kiddy	99.9	82	Paul Smith	87.3	8	David Thorburn	119.8
22	35	Marc Mercer	97.0	8	David Thorburn	87.0	35	Marc Mercer	117.1
23	41	David Mercer	96.3	38	Hugh Price	86.6	28	George Fowler	116.9
24	28	George Fowler	95.9	93	Rudolf Ernst	83.5	21	Lorraine Gathercole	116.3
25	12	Drew Cameron	95.2	21	Lorraine Gathercole	82.3	41	David Mercer	115.5
26	27	Glenn Eagling	94.3	44	Paul Tonkin	80.2	12	Drew Cameron	114.5
27	21	Lorraine Gathercole	91.9	62	Graham Kiddy	79.5	32	Adam Simmonds	112.4
28	44	Paul Tonkin	89.7	12	Drew Cameron	77.1	27	Glenn Eagling	111.8
29	34	Peter Finnigan	88.4	34	Peter Finnigan	77.0	34	Peter Finnigan	111.7
30	32	Adam Simmonds	88.0	32	Adam Simmonds	71.7	44	Paul Tonkin	110.6
31	75	Michael Scott	77.9	75	Michael Scott	64.4	75	Michael Scott	0.0

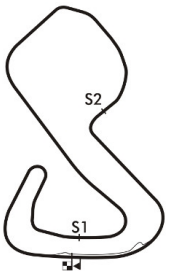

Session Start: 10:06:14 - Finish: 10:26:19
Weather/Track Conditions: Cloud / Dry
Circuit: Brands Hatch Grand Prix Circuit
Track Length: 3.916 Km - 2.4330 miles

Legends of Brands Hatch Superprix - 1 - 2 Jul 2017

HSCC Derek Bell Trophy with Classic Formula 3 supported by MB Wheels

Race 4 - Starting Grid - AMENDED

Sheet No:

Start Time : 15:10 - Heat Duration : 25 Minutes

16	31	75	Michael Scott				
15	29	34	Peter Finnigan	30	32	Adam Simmonds
14	27	21	Lorraine Gathercole	28	44	Paul Tonkin
13	25	62	Graham Kiddy	26	12	Drew Cameron
12	23	28	George Fowler	24	41	David Mercer
11	21	8	David Thorburn	22	27	Glenn Eagling
10	19	38	Hugh Price	20	93	Rudolf Ernst
9	17	82	Paul Smith	18	35	Marc Mercer
8	15	71	Richard Trott	16	17	Keith White
7	13	20	Gaius Ghinn	14	55	Maxim Bartell
6	11	88	Cameron Jackson	12	1	Martyn Donn
5	9	117	Michael Bletsoe-Brown	10	5	Chris Atkinson
4	7	74	Frank Lyons	8	42	Mark Charteris
3	5	22	Mark Dwyer	6	9	Frazer Gibney
2	3	7	Neil Glover	4	30	Paul Campfield
1	1	65	Jamie Brashaw	2	54	Richard Evans

Pole Right

ROW

Circuit: Brands Hatch Grand Prix Circuit
Track Length: 3.916 Km - 2.4330 miles

These results are provisional until the conclusion of any judicial and technical matters.

Clerk of the Course:	Timekeeper:	Issued at:
Julian Floyd	Nick Palmer	

MST

Printed : 01-07-2017 - 12:47

Full results available at www.mstworld.com. Email: timing@mstworld.com

Legends of Brands Hatch Superprix - 1 - 2 Jul 2017

HSCC/TCRE Super Touring Cars

Qualifying for Race 5 - Classification

Sheet No:

POS	NO	DRIVER/S	CLASS	CLASS POS	CAR MAKE / MODEL	TIME	ON	LAPS	GAP	DIFF	MPH
1	3	James Dodd	ST1	1	Honda Accord	1:35.563	4	4			91.65
2	98	John Cleland	ST1	2	Vauxhall Vectra	1:38.006	8	8	2.443	2.443	89.37
3	4	Jason Minshaw	ST1	3	Volvo S40	1:38.740	8	9	3.177	0.734	88.71
4	23	Graeme Dodd	ST1	4	Honda Accord	1:39.805	7	8	4.242	1.065	87.76
5	17	Mark Smith	GA2	1	BMW E3 M3	1:40.601	10	10	5.038	0.796	87.06
6	60	Mark Wright	GA1	1	Ford Sierra	1:41.509	9	9	5.946	0.908	86.29
7	36	Keith Butcher	ST2	1	Audi A4	1:42.356	10	10	6.793	0.847	85.57
8	67	Tony Absolom	ST2	2	Vauxhall Cavalier	1:45.751	7	10	10.188	3.395	82.82
9	14	Stephen Grellet	ST1	5	Peugeot 406	1:50.701	6	6	15.138	4.950	79.12

Session Start: 10:36:16 - Finish: 10:55:52
Weather/Track Conditions: Cloud / Dry
Circuit: Brands Hatch Grand Prix Circuit
Track Length: 3.916 Km - 2.4330 miles

These results are provisional until the conclusion of any judicial and technical matters.

Clerk of the Course:	Timekeeper:	Issued at:
Julian Floyd	Nick Palmer	

Legends of Brands Hatch Superprix - 1 - 2 Jul 2017

HSCC/TCRE Super Touring Cars

Qualifying for Race 5 - Sector Analysis

3	James Dodd (ST1)								Honda Accord								
lap	Sect-1	Speed	Sect-2	Speed	Sect-3	Speed	Laptime	Pit	lap	Sect-1	Speed	Sect-2	Speed	Sect-3	Speed	Laptime	Pit
1	Out	65.8	50.543	70.8	26.039	108.8	1:58.704		3	31.030	103.0	42.635	92.6	22.694	128.0	1:36.359	
2	34.293	89.7	44.415	82.2	23.251	126.8	1:41.959		4	30.602	102.8	42.293	91.0	22.668	122.6	1:35.563	

4	Jason Minshaw (ST1)								Volvo S40								
lap	Sect-1	Speed	Sect-2	Speed	Sect-3	Speed	Laptime	Pit	lap	Sect-1	Speed	Sect-2	Speed	Sect-3	Speed	Laptime	Pit
1	Out	79.7	49.775	72.3	24.883	123.8	1:56.243		6	33.647	98.9	45.932	83.0	23.931	126.3	1:43.510	
2	50.291	71.0	47.615	80.1	24.266	125.4	2:02.172		7	32.137	100.8	44.626	85.0	24.123	126.8	1:40.886	
3	32.907	96.7	45.219	78.9	24.681	126.3	1:42.807		8	31.328	102.2	44.134	86.5	23.278	126.8	1:38.740	
4	32.540	100.2	49.138	54.0	40.165	82.0	2:01.843		9	31.672	102.2	43.855	81.6	23.285	126.8	1:38.812	
5	40.650	80.0	48.878	73.0	25.091	124.2	1:54.619		10								

14	Stephen Grellet (ST1)								Peugeot 406								
lap	Sect-1	Speed	Sect-2	Speed	Sect-3	Speed	Laptime	Pit	lap	Sect-1	Speed	Sect-2	Speed	Sect-3	Speed	Laptime	Pit
1	Out	24.3	In		In		5:26.467	P	4	35.017	89.4	51.266	71.3	27.194	116.7	1:53.477	
2	Out	77.8	59.018	65.4	28.588	113.7	2:12.277		5	35.432	89.4	52.790	75.1	26.341	118.7	1:54.563	
3	36.957	88.8	54.990	70.6	26.941	118.3	1:58.888		6	34.624	90.4	50.424	75.9	25.653	118.7	1:50.701	

17	Mark Smith (GA2)								BMW E3 M3								
lap	Sect-1	Speed	Sect-2	Speed	Sect-3	Speed	Laptime	Pit	lap	Sect-1	Speed	Sect-2	Speed	Sect-3	Speed	Laptime	Pit
1	Out	74.3	55.966	71.9	27.611	107.6	2:08.858		6	35.729	89.3	48.527	82.1	24.969	122.2	1:49.225	
2	37.606	87.6	49.954	83.9	25.375	117.5	1:52.935		7	32.353	99.3	44.546	90.6	24.402	121.3	1:41.301	
3	33.683	96.6	45.526	86.9	24.539	120.7	1:43.748		8	32.185	98.6	44.653	89.9	24.100	123.3	1:40.938	
4	32.864	97.9	48.611	57.5	42.748	80.8	2:04.223		9	32.196	98.6	44.556	85.4	23.979	124.0	1:40.731	
5	39.975	77.8	50.647	76.3	26.499	109.3	1:57.121		10	32.061	99.8	44.422	87.5	24.118	123.8	1:40.601	

23	Graeme Dodd (ST1)								Honda Accord								
lap	Sect-1	Speed	Sect-2	Speed	Sect-3	Speed	Laptime	Pit	lap	Sect-1	Speed	Sect-2	Speed	Sect-3	Speed	Laptime	Pit
1	Out	71.3	53.606	63.5	26.938	120.9	2:01.711		5	Out	95.0	47.040	79.7	24.374	125.6	1:51.112	
2	35.047	90.6	48.256	79.5	25.469	119.2	1:48.772		6	31.904	99.6	45.132	88.6	23.840	125.4	1:40.876	
3	33.053	96.5	46.162	83.3	24.430	125.4	1:43.645		7	31.622	97.4	44.545	87.0	23.638	126.1	1:39.805	
4	32.522	95.2	47.687	67.7	In		8:04.332	P	8	31.439	100.5	44.865	85.1	23.519	126.1	1:39.823	

36	Keith Butcher (ST2)								Audi A4								
lap	Sect-1	Speed	Sect-2	Speed	Sect-3	Speed	Laptime	Pit	lap	Sect-1	Speed	Sect-2	Speed	Sect-3	Speed	Laptime	Pit
1	Out	86.2	52.545	75.0	25.574	119.2	1:59.957		6	32.718	94.7	47.525	84.0	24.803	120.0	1:45.046	
2	33.648	91.5	48.238	80.1	25.044	119.8	1:46.930		7	32.483	96.7	47.100	85.7	24.547	119.4	1:44.130	
3	32.592	95.2	47.949	83.5	25.010	119.2	1:45.551		8	32.407	98.0	46.285	87.1	24.545	119.8	1:43.237	
4	32.939	95.8	55.023	53.3	In		4:18.823	P	9	32.082	96.9	46.657	87.0	24.448	120.7	1:43.187	
5	Out	93.1	48.868	85.1	25.182	118.7	1:51.049		10	31.983	98.2	45.992	84.1	24.381	119.4	1:42.356	

60	Mark Wright (GA1)								Ford Sierra								
lap	Sect-1	Speed	Sect-2	Speed	Sect-3	Speed	Laptime	Pit	lap	Sect-1	Speed	Sect-2	Speed	Sect-3	Speed	Laptime	Pit
1	Out	75.1	56.801	63.8	28.485	110.9	2:09.695		6	32.559	96.5	45.571	77.7	24.238	130.5	1:42.368	
2	36.615	85.8	49.681	71.7	25.352	128.7	1:51.648		7	33.451	93.9	46.330	79.7	24.307	128.0	1:44.088	
3	33.645	89.3	47.864	74.9	24.697	128.7	1:46.206		8	33.467	97.4	46.527	80.2	24.184	130.2	1:44.178	
4	34.138	83.1	59.261	52.8	In		5:41.783	P	9	32.247	95.6	45.159	79.2	24.103	124.5	1:41.509	
5	Out	90.4	46.380	78.1	24.758	128.7	1:49.209		10								

67	Tony Absolom (ST2)								Vauxhall Cavalier								
lap	Sect-1	Speed	Sect-2	Speed	Sect-3	Speed	Laptime	Pit	lap	Sect-1	Speed	Sect-2	Speed	Sect-3	Speed	Laptime	Pit
1	Out	78.3	55.158	73.4	27.017	114.1	2:07.939		6	33.901	93.6	48.305	84.7	25.052	119.2	1:47.258	
2	36.343	90.5	1:12.866	73.8	26.491	115.9	2:15.700		7	33.021	95.2	47.635	85.5	25.095	118.5	1:45.751	
3	35.005	91.2	50.537	68.6	26.701	116.9	1:52.243		8	33.317	94.3	48.277	78.1	25.451	115.5	1:47.045	
4	36.915	57.5	1:05.829	52.1	33.752	95.2	2:16.496		9	34.336	84.5	49.224	74.8	25.654	116.9	1:49.214	
5	43.201	59.0	58.863	49.3	31.867	117.7	2:13.931		10	33.558	89.9	47.784	80.2	24.983	113.2	1:46.325	

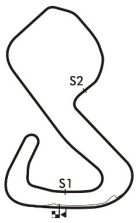

Session Start: 10:36:16 - Finish: 10:55:52
Weather/Track Conditions: Cloud / Dry
Circuit: Brands Hatch Grand Prix Circuit
Track Length: 3.916 Km - 2.4330 miles

MST

Legends of Brands Hatch Superprix - 1 - 2 Jul 2017

HSCC/TCRE Super Touring Cars

Qualifying for Race 5 - Sector Analysis

98	John Cleland (ST1)								Vauxhall Vectra								
lap	Sect-1	Speed	Sect-2	Speed	Sect-3	Speed	Laptime	Pit	lap	Sect-1	Speed	Sect-2	Speed	Sect-3	Speed	Laptime	Pit
1	Out	89.2	52.876	73.8	In		4:30.627	P	5	31.248	99.6	44.511	91.1	23.609	125.1	1:39.368	
2	Out	98.7	47.978	39.8	26.613	123.1	1:51.151		6	31.389	96.6	46.522	85.5	24.124	123.5	1:42.035	
3	37.356	56.6	1:06.383	51.7	33.898	94.8	2:17.637		7	31.121	100.6	43.609	91.3	23.481	125.1	1:38.211	
4	43.069	60.8	58.803	47.7	30.642	121.5	2:12.514		8	31.131	101.1	43.468	91.2	23.407	124.9	1:38.006	

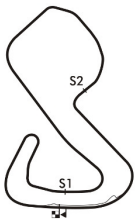

Session Start: 10:36:16 - Finish: 10:55:52
Weather/Track Conditions: Cloud / Dry
Circuit: Brands Hatch Grand Prix Circuit
Track Length: 3.916 Km - 2.4330 miles

Legends of Brands Hatch Superprix - 1 - 2 Jul 2017

HSCC/TCRE Super Touring Cars

Qualifying for Race 5 - Best Sector Times

	SECTOR 1			SECTOR 2			SECTOR 3		
	NO	TIME	LAP	NO	TIME	LAP	NO	TIME	LAP
1	3	30.602	4	3	42.293	4	3	22.668	4
2	98	31.121	7	98	43.468	8	4	23.278	8
3	4	31.328	8	4	43.855	9	98	23.407	8
4	23	31.439	8	17	44.422	10	23	23.519	8
5	36	31.983	10	23	44.545	7	17	23.979	9
6	17	32.061	10	60	45.159	9	60	24.103	9
7	60	32.247	9	36	45.992	10	36	24.381	10
8	67	33.021	7	67	47.635	7	67	24.983	10
9	14	34.624	6	14	50.424	6	14	25.653	6

IDEAL / BEST LAP COMPARISON

NO	NAME	BEST	IN	IDEAL	DIFF
3	James Dodd	1:35.563	4	1:35.563	+0.000
98	John Cleland	1:38.006	8	1:37.996	+0.010
4	Jason Minshaw	1:38.740	8	1:38.461	+0.279
23	Graeme Dodd	1:39.805	7	1:39.503	+0.302
17	Mark Smith	1:40.601	10	1:40.462	+0.139
60	Mark Wright	1:41.509	9	1:41.509	+0.000
36	Keith Butcher	1:42.356	10	1:42.356	+0.000
67	Tony Absolom	1:45.751	7	1:45.639	+0.112
14	Stephen Grellet	1:50.701	6	1:50.701	+0.000

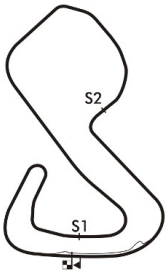

Session Start: 10:36:16 - Finish: 10:55:52
Weather/Track Conditions: Cloud / Dry
Circuit: Brands Hatch Grand Prix Circuit
Track Length: 3.916 Km - 2.4330 miles

Legends of Brands Hatch Superprix - 1 - 2 Jul 2017

HSCC/TCRE Super Touring Cars

Qualifying for Race 5 - Best Sector Speeds

	NO	SECTOR 1	MPH	NO	SECTOR 2	MPH	NO	SECTOR 3	MPH
1	3	James Dodd	103.0	98	John Cleland	93.5	60	Mark Wright	130.5
2	4	Jason Minshaw	102.2	3	James Dodd	92.6	3	James Dodd	128.0
3	98	John Cleland	101.1	17	Mark Smith	90.6	4	Jason Minshaw	126.8
4	23	Graeme Dodd	100.5	23	Graeme Dodd	88.6	23	Graeme Dodd	126.1
5	17	Mark Smith	99.8	36	Keith Butcher	87.1	98	John Cleland	125.1
6	36	Keith Butcher	98.2	4	Jason Minshaw	86.5	17	Mark Smith	124.0
7	60	Mark Wright	97.4	67	Tony Absolom	85.5	36	Keith Butcher	120.7
8	67	Tony Absolom	95.2	60	Mark Wright	80.2	67	Tony Absolom	119.2
9	14	Stephen Grellet	90.4	14	Stephen Grellet	75.9	14	Stephen Grellet	118.7

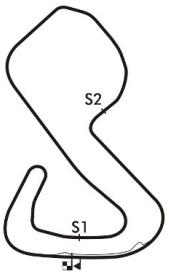

Session Start: 10:36:16 - Finish: 10:55:52
Weather/Track Conditions: Cloud / Dry
Circuit: Brands Hatch Grand Prix Circuit
Track Length: 3.916 Km - 2.4330 miles

Legends of Brands Hatch Superprix - 1 - 2 Jul 2017

HSCC/TCRE Super Touring Cars

Race 5 - Starting Grid

Sheet No:

Start Time : 15:50 - Heat Duration : 20 Minutes

ROW							
5	9	14	Stephen Grellet				
4	7	36	Keith Butcher	8	67	Tony Absolom	
3	5	17	Mark Smith	6	60	Mark Wright	
2	3	4	Jason Minshaw	4	23	Graeme Dodd	
1	1	3	James Dodd	2	98	John Cleland	

Pole Right

Circuit: Brands Hatch Grand Prix Circuit
Track Length: 3.916 Km - 2.4330 miles

These results are provisional until the conclusion of any judicial and technical matters.

Clerk of the Course:	Timekeeper:	Issued at:
Julian Floyd	Nick Palmer	

Legends of Brands Hatch Superprix - 1 - 2 Jul 2017

HSCC Jaguar Classic Challenge

Qualifying for Race 6 - Classification

Sheet No:

POS	NO	DRIVER/S	CLASS	CLASS POS	CAR MAKE / MODEL	TIME	ON	LAPS	GAP	DIFF	MPH
1	21	Dodd G-Dodd J	E	1	Jaguar E-type	1:45.373	7	8			83.12
2	52	Robert Oldershaw	E	2	Jaguar E-type	1:45.723	8	14	0.350	0.350	82.85
3	145	Riley-Short	E	3	Jaguar E-type	1:46.297	4	13	0.924	0.574	82.40
4	10	Simon Butler	E	4	Jaguar E-type	1:48.552	12	13	3.179	2.255	80.69
5	72	Jamie Boot	E	5	Jaguar E-type	1:48.572	7	11	3.199	0.020	80.67
6	55	Melling-Minshaw	D	1	Jaguar E-type	1:49.905	10	12	4.532	1.333	79.69
7	4	Tim Mogridge	E	6	Jaguar E-type	1:50.065	5	8	4.692	0.160	79.58
8	15	Paul Castaldini	E	7	Jaguar E-type	1:50.244	11	11	4.871	0.179	79.45
9	66	Chris Milner	F	1	Jaguar E-type	1:50.385	5	14	5.012	0.141	79.35
10	14	Sam Thomas	E	8	Jaguar E-type	1:50.640	3	3	5.267	0.255	79.16
11	39	Mark Russell	F	2	Jaguar E-type	1:51.009	6	12	5.636	0.369	78.90
12	25	John Burton	D	2	Jaguar E-type	1:51.077	9	11	5.704	0.068	78.85
13	9	Eastick-Jones	C	1	Jaguar D-type	1:51.401	10	12	6.028	0.324	78.62
14	22	Costas Michael	F	3	Jaguar E-type semi	1:51.567	10	10	6.194	0.166	78.51
15	32	Skipworth-Dean	E	9	Jaguar E-type	1:52.679	12	12	7.306	1.112	77.73
16	11	Robert Farrell	E	10	Jaguar E-type	1:53.679	11	12	8.306	1.000	77.05
17	23	Roger Cope	B	1	Jaguar Mk1 Saloon	1:57.490	6	10	12.117	3.811	74.55
18	82	Bob Binfield	D	3	Jaguar E-type	1:57.810	12	12	12.437	0.320	74.35
19	68	Marc Gordon	A	1	Jaguar XK150	1:58.214	12	12	12.841	0.404	74.09
20	133	Paul Kennelly	A	2	Jaguar XK150S	1:58.468	12	12	13.095	0.254	73.93
21	150	Keith-Lucas Ch-Keith-Lucas Cl	A	3	Jaguar XK150	2:00.845	9	11	15.472	2.377	72.48
22	5	John Truslove	E	11	Jaguar E-type	2:01.092	11	12	15.719	0.247	72.33
23	130	Woodbridge-Rowley	A	4	Jaguar XK120	2:05.089	2	10	19.716	3.997	70.02
24	123	Love G-Love A	A	5	Jaguar XK150	2:05.849	2	2	20.476	0.760	69.60
25	58	Pearce-Lenthall	B	2	Jaguar Mk2	2:11.358	2	8	25.985	5.509	66.68

Session Start: 11:05:44 - Finish: 11:30:49
Weather/Track Conditions: Bright / Dry
Circuit: Brands Hatch Grand Prix Circuit
Track Length: 3.916 Km - 2.4330 miles

These results are provisional until the conclusion of any judicial and technical matters.

Clerk of the Course:	Timekeeper:	Issued at:
Julian Floyd	Nick Palmer	

MST

Printed : 01-07-2017 - 11:33

Full results available at www.mstworld.com. Email: timing@mstworld.com

Legends of Brands Hatch Superprix - 1 - 2 Jul 2017

HSCC Jaguar Classic Challenge

Qualifying for Race 6 - Sector Analysis

4	Tim Mogridge (E)								Jaguar E-type								
lap	Sect-1	Speed	Sect-2	Speed	Sect-3	Speed	Laptime	Pit	lap	Sect-1	Speed	Sect-2	Speed	Sect-3	Speed	Laptime	Pit
1	Out	84.5	52.019	65.2	26.474	115.1	1:58.153		5	34.736	91.5	49.117	75.2	26.212	115.7	1:50.065	
2	34.881	91.5	50.403	74.6	30.253	115.1	1:55.537		6	34.781	89.4	49.697	76.9	25.973	116.5	1:50.451	
3	35.016	88.1	50.138	73.3	26.120	116.1	1:51.274		7	35.346	91.0	49.597	79.0	26.355	116.5	1:51.298	
4	35.652	91.9	50.397	76.8	26.306	115.7	1:52.355		8	34.710	84.5	49.572	79.3	26.054	116.1	1:50.336	

5	John Truslove (E)								Jaguar E-type								
lap	Sect-1	Speed	Sect-2	Speed	Sect-3	Speed	Laptime	Pit	lap	Sect-1	Speed	Sect-2	Speed	Sect-3	Speed	Laptime	Pit
1	Out	71.0	56.375	62.5	30.374	95.5	2:10.684		7	47.929	73.2	53.870	70.2	28.773	102.8	2:10.572	
2	38.560	78.7	55.204	63.2	30.200	100.9	2:03.964		8	38.089	70.2	55.756	69.4	28.940	103.6	2:02.785	
3	40.048	70.1	58.254	60.9	31.145	99.0	2:09.447		9	38.258	74.7	56.361	67.9	30.115	95.1	2:04.734	
4	40.158	72.4	59.814	53.5	32.587	99.6	2:12.559		10	39.394	72.0	54.793	66.6	30.548	93.3	2:04.735	
5	41.188	71.9	58.368	67.4	28.579	103.6	2:08.135		11	38.141	76.4	54.278	64.1	28.673	102.0	2:01.092	
6	37.289	73.0	55.823	59.5	29.206	105.7	2:02.318		12	38.121	72.9	56.303	54.0	30.598	95.1	2:05.022	

9	Eastick-Jones (C)								Jaguar D-type								
lap	Sect-1	Speed	Sect-2	Speed	Sect-3	Speed	Laptime	Pit	lap	Sect-1	Speed	Sect-2	Speed	Sect-3	Speed	Laptime	Pit
1	Out	76.3	54.000	68.1	27.634	115.3	2:02.324		7	36.702	78.2	51.088	73.1	In		3:30.227	P
2	36.201	81.7	50.436	72.0	26.873	115.9	1:53.510		8	Out	86.4	51.027	71.6	26.592	114.9	1:59.625	
3	35.924	84.0	50.283	74.1	26.709	117.7	1:52.916		9	35.352	91.2	50.143	75.3	26.773	114.7	1:52.268	
4	35.728	82.6	49.971	74.9	26.575	115.9	1:52.274		10	35.351	91.2	49.736	77.1	26.314	117.1	1:51.401	
5	35.912	84.7	50.198	72.4	26.338	118.1	1:52.448		11	34.868	91.6	50.210	71.7	26.990	116.3	1:52.068	
6	35.521	80.4	50.792	72.2	27.573	111.7	1:53.886		12	36.444	93.3	49.084	76.5	26.413	102.2	1:51.941	

10	Simon Butler (E)								Jaguar E-type								
lap	Sect-1	Speed	Sect-2	Speed	Sect-3	Speed	Laptime	Pit	lap	Sect-1	Speed	Sect-2	Speed	Sect-3	Speed	Laptime	Pit
1	Out	81.4	52.642	61.7	27.687	116.1	2:01.218		8	34.343	91.1	48.903	71.2	26.102	117.7	1:49.348	
2	36.034	78.4	49.833	68.8	26.622	115.5	1:52.489		9	35.137	86.1	49.801	72.9	25.958	116.5	1:50.896	
3	36.474	80.3	49.926	66.3	26.263	117.5	1:52.663		10	34.469	87.6	49.395	70.2	26.200	115.7	1:50.064	
4	35.654	82.2	49.197	68.7	26.077	117.9	1:50.928		11	34.317	89.2	49.255	72.5	26.164	115.3	1:49.736	
5	34.896	82.8	50.807	66.1	In		3:25.640	P	12	34.333	87.2	48.332	74.8	25.887	115.3	1:48.552	
6	Out	81.4	50.496	67.5	26.255	114.3	1:54.241		13	34.632	87.0	48.894	74.0	26.290	101.9	1:49.816	
7	34.465	84.0	48.285	71.2	25.907	117.5	1:48.657		14								

11	Robert Farrell (E)								Jaguar E-type								
lap	Sect-1	Speed	Sect-2	Speed	Sect-3	Speed	Laptime	Pit	lap	Sect-1	Speed	Sect-2	Speed	Sect-3	Speed	Laptime	Pit
1	Out	69.6	1:01.422	52.7	31.870	98.7	2:19.183		7	36.591	79.7	51.119	75.9	28.579	110.6	1:56.289	
2	41.858	70.9	56.927	65.3	30.200	108.6	2:08.985		8	36.111	86.8	51.509	70.5	26.924	115.5	1:54.544	
3	39.848	72.1	54.928	67.0	29.634	103.1	2:04.410		9	36.285	81.1	52.478	79.6	27.204	110.7	1:55.967	
4	39.691	80.5	52.680	63.9	In		3:18.657	P	10	38.013	88.2	52.419	70.7	27.219	114.1	1:57.651	
5	Out	77.6	52.536	74.6	28.040	113.7	2:06.277		11	35.645	84.8	51.175	76.5	26.859	114.9	1:53.679	
6	36.892	83.2	52.072	78.0	27.676	114.9	1:56.640		12	36.711	82.6	52.080	70.4	26.899	115.5	1:55.690	

14	Sam Thomas (E)								Jaguar E-type								
lap	Sect-1	Speed	Sect-2	Speed	Sect-3	Speed	Laptime	Pit	lap	Sect-1	Speed	Sect-2	Speed	Sect-3	Speed	Laptime	Pit
1	Out	81.9	52.393	68.5	27.109	116.9	2:00.298		3	35.485	87.3	49.251	75.1	25.904	98.4	1:50.640	
2	36.919	82.8	49.323	74.7	26.053	120.9	1:52.295		4								

15	Paul Castaldini (E)								Jaguar E-type								
lap	Sect-1	Speed	Sect-2	Speed	Sect-3	Speed	Laptime	Pit	lap	Sect-1	Speed	Sect-2	Speed	Sect-3	Speed	Laptime	Pit
1	Out	72.9	55.292	60.9	28.977	98.6	2:06.995		7	Out	83.3	51.587	67.8	26.987	114.7	2:01.521	
2	38.413	84.0	51.379	68.5	26.583	115.7	1:56.375		8	35.514	81.4	50.885	75.8	27.525	117.7	1:53.924	
3	34.198	86.1	50.205	78.3	26.190	119.6	1:50.593		9	35.045	84.3	50.903	79.6	25.870	119.2	1:51.818	
4	35.199	79.8	50.904	73.8	26.608	120.2	1:52.711		10	34.572	85.2	56.235	63.9	27.747	115.9	1:58.554	
5	35.167	80.3	50.942	73.9	26.628	116.9	1:52.737		11	34.951	88.5	48.994	75.6	26.299	113.5	1:50.244	
6	35.677	79.7	54.768	65.4	In		4:43.590	P	12								

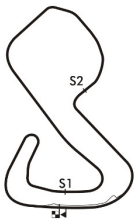

Session Start: 11:05:44 - Finish: 11:30:49
Weather/Track Conditions: Bright / Dry
Circuit: Brands Hatch Grand Prix Circuit
Track Length: 3.916 Km - 2.4330 miles

MST

Legends of Brands Hatch Superprix - 1 - 2 Jul 2017

HSCC Jaguar Classic Challenge

Qualifying for Race 6 - Sector Analysis

21 Dodd G-Dodd J (E) — Jaguar E-type

lap	Sect-1	Speed	Sect-2	Speed	Sect-3	Speed	Laptime	Pit	lap	Sect-1	Speed	Sect-2	Speed	Sect-3	Speed	Laptime	Pit
1	Out	76.9	56.667	62.8	27.672	113.9	2:06.634		5	33.240	94.6	47.069	67.7	In		4:07.339	P
2	37.038	86.2	51.120	64.3	25.697	123.8	1:53.855		6	Out	85.7	48.188	76.2	25.538	125.1	1:54.618	
3	34.241	94.2	47.151	73.1	24.921	126.3	1:46.313		7	33.822	99.8	46.556	77.2	24.995	122.9	1:45.373	
4	34.788	90.6	46.633	74.2	24.929	126.1	1:46.350		8	35.294	88.0	49.432	68.0	25.012	110.2	1:49.738	

22 Costas Michael (F) — Jaguar E-type semi lightweight

lap	Sect-1	Speed	Sect-2	Speed	Sect-3	Speed	Laptime	Pit	lap	Sect-1	Speed	Sect-2	Speed	Sect-3	Speed	Laptime	Pit
1	Out	75.2	56.154	58.9	27.370	114.9	2:05.115		6	35.205	93.9	51.655	69.0	26.304	116.7	1:53.164	
2	36.963	79.8	52.525	65.5	26.597	114.9	1:56.085		7	35.337	90.0	51.381	67.7	27.432	116.7	1:54.150	
3	36.225	84.7	50.587	70.2	26.417	119.6	1:53.229		8	35.628	82.1	50.462	74.8	27.227	118.3	1:53.317	
4	37.410	77.8	49.585	68.1	26.833	115.5	1:53.828		9	35.513	88.2	50.156	70.5	26.209	117.9	1:51.878	
5	36.883	80.3	50.250	69.6	26.145	114.9	1:53.278		10	35.374	85.3	49.787	75.1	26.406	113.0	1:51.567	

23 Roger Cope (B) — Jaguar Mk1 Saloon

lap	Sect-1	Speed	Sect-2	Speed	Sect-3	Speed	Laptime	Pit	lap	Sect-1	Speed	Sect-2	Speed	Sect-3	Speed	Laptime	Pit
1	Out	76.3	56.457	65.8	29.814	102.8	2:09.399		6	37.078	84.1	53.171	78.6	27.241	114.5	1:57.490	
2	39.411	73.4	55.697	64.1	28.536	112.6	2:03.644		7	37.698	82.5	53.931	63.8	27.956	113.5	1:59.585	
3	38.273	82.1	54.367	69.0	28.206	112.6	2:00.846		8	37.565	80.1	53.298	69.3	28.122	113.2	1:58.985	
4	38.660	87.1	53.863	67.1	28.014	113.2	2:00.537		9	37.673	80.3	53.076	65.6	28.300	113.3	1:59.049	
5	37.344	84.1	53.866	64.9	28.372	112.8	1:59.582		10	37.085	85.4	53.468	67.1	28.052	112.8	1:58.605	

25 John Burton (D) — Jaguar E-type

lap	Sect-1	Speed	Sect-2	Speed	Sect-3	Speed	Laptime	Pit	lap	Sect-1	Speed	Sect-2	Speed	Sect-3	Speed	Laptime	Pit
1	Out	68.8	56.675	60.8	28.625	110.7	2:11.759		7	36.703	84.6	52.936	66.6	In		4:22.747	P
2	37.260	77.9	52.030	71.0	27.118	114.3	1:56.408		8	Out	76.6	50.998	72.3	26.680	115.5	1:56.882	
3	36.068	83.9	50.802	71.4	26.581	115.9	1:53.451		9	35.103	88.7	49.800	78.2	26.174	116.5	1:51.077	
4	35.765	85.6	50.720	70.7	26.702	115.1	1:53.187		10	35.122	88.1	1:03.392	65.6	27.375	115.1	2:05.889	
5	35.667	87.3	50.776	72.6	26.983	114.9	1:53.426		11	35.317	88.7	51.558	76.1	27.009	108.4	1:53.884	
6	35.798	87.1	50.564	72.0	26.968	115.3	1:53.330		12								

32 Skipworth-Dean (E) — Jaguar E-type

lap	Sect-1	Speed	Sect-2	Speed	Sect-3	Speed	Laptime	Pit	lap	Sect-1	Speed	Sect-2	Speed	Sect-3	Speed	Laptime	Pit
1	Out	70.9	58.870	64.1	29.061	111.7	2:12.299		7	36.344	84.9	51.608	75.0	27.321	116.7	1:55.273	
2	38.321	73.5	53.727	61.8	27.872	111.3	1:59.920		8	36.301	75.4	52.157	74.0	26.931	116.1	1:55.389	
3	37.393	79.4	52.652	62.5	27.806	114.1	1:57.851		9	36.289	84.2	51.519	75.1	26.693	116.9	1:54.501	
4	39.060	76.8	53.201	64.9	27.688	110.0	1:59.949		10	35.959	85.0	50.748	75.6	26.921	116.3	1:53.628	
5	37.571	75.2	53.165	64.9	In		3:23.872	P	11	35.896	83.3	50.846	70.0	27.099	116.7	1:53.841	
6	Out	80.7	52.639	63.4	27.995	115.3	2:03.231		12	35.935	82.7	50.354	76.8	26.390	117.3	1:52.679	

39 Mark Russell (F) — Jaguar E-type

lap	Sect-1	Speed	Sect-2	Speed	Sect-3	Speed	Laptime	Pit	lap	Sect-1	Speed	Sect-2	Speed	Sect-3	Speed	Laptime	Pit
1	Out	76.8	55.462	62.0	27.344	114.3	2:04.854		7	35.108	74.5	50.764	71.8	In		3:27.920	P
2	37.197	78.4	52.487	68.2	26.265	116.1	1:55.949		8	Out	84.2	50.003	77.9	25.707	117.5	1:55.585	
3	35.667	85.9	51.539	71.5	26.377	115.9	1:53.583		9	36.161	88.8	49.576	69.6	26.325	116.7	1:52.062	
4	35.219	87.9	50.711	74.6	26.044	117.3	1:51.974		10	35.661	87.7	49.934	72.5	26.171	116.7	1:51.766	
5	34.914	86.8	50.445	72.0	26.372	114.3	1:51.731		11	36.154	85.0	50.461	72.5	26.299	116.3	1:52.914	
6	35.088	84.9	49.982	75.9	25.939	116.5	1:51.009		12	35.828	85.8	50.521	73.8	26.391	116.3	1:52.740	

52 Robert Oldershaw (E) — Jaguar E-type

lap	Sect-1	Speed	Sect-2	Speed	Sect-3	Speed	Laptime	Pit	lap	Sect-1	Speed	Sect-2	Speed	Sect-3	Speed	Laptime	Pit
1	Out	76.5	50.862	66.5	25.857	119.4	1:55.663		8	33.390	92.0	47.007	75.6	25.326	120.9	1:45.723	
2	34.340	84.3	48.649	71.6	25.532	122.0	1:48.521		9	34.331	88.0	47.783	73.6	26.291	121.3	1:48.405	
3	35.190	86.0	48.521	67.1	25.368	122.0	1:49.079		10	33.905	85.4	47.784	77.8	25.236	122.2	1:46.925	
4	33.942	91.1	47.256	75.3	25.146	122.2	1:46.344		11	33.543	89.5	47.110	76.0	25.313	121.5	1:45.966	
5	33.826	88.7	48.848	74.3	25.310	118.5	1:47.984		12	34.059	88.2	47.372	78.5	25.068	122.4	1:46.499	
6	34.170	89.3	48.180	72.0	25.360	123.3	1:47.710		13	33.908	87.3	47.070	76.0	25.279	123.3	1:46.257	
7	34.638	82.5	49.865	63.9	25.868	121.5	1:50.371		14	34.121	87.3	48.140	76.4	25.426	120.0	1:47.687	

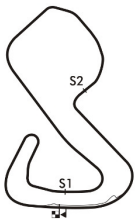

Session Start: 11:05:44 - Finish: 11:30:49
Weather/Track Conditions: Bright / Dry
Circuit: Brands Hatch Grand Prix Circuit
Track Length: 3.916 Km - 2.4330 miles

MST

Full results available at www.mstworld.com. Email: timing@mstworld.com

Printed : 01-07-2017 - 11:43

Legends of Brands Hatch Superprix - 1 - 2 Jul 2017

HSCC Jaguar Classic Challenge

Qualifying for Race 6 - Sector Analysis

55 Melling-Minshaw (D) — Jaguar E-type

lap	Sect-1	Speed	Sect-2	Speed	Sect-3	Speed	Laptime	Pit
1	Out	69.2	54.220	71.3	28.125	108.8	2:06.306	
2	37.723	76.4	52.235	75.1	27.821	109.5	1:57.779	
3	37.064	82.8	51.810	73.8	27.997	112.2	1:56.871	
4	37.235	82.3	52.596	71.0	27.629	110.6	1:57.460	
5	36.719	78.5	52.192	72.3	27.652	110.0	1:56.563	
6	37.160	75.4	53.239	71.7	In		3:33.949	P
7	Out	88.7	49.989	72.2	26.504	116.9	1:56.322	
8	35.314	87.3	49.103	75.3	26.392	118.3	1:50.809	
9	35.025	86.5	49.780	71.7	26.275	117.7	1:51.080	
10	34.931	91.0	48.829	75.2	26.145	117.7	1:49.905	
11	35.390	89.8	48.500	74.5	26.286	117.3	1:50.176	
12	34.964	88.5	49.010	74.2	26.156	116.3	1:50.130	

58 Pearce-Lenthall (B) — Jaguar Mk2

lap	Sect-1	Speed	Sect-2	Speed	Sect-3	Speed	Laptime	Pit
1	Out	64.5	1:04.347	58.2	31.154	96.5	2:21.560	
2	41.279	72.1	59.837	52.2	30.242	105.2	2:11.358	
3	41.310	69.6	58.666	52.5	32.463	83.2	2:12.439	
4	42.255	73.2	1:02.547	59.2	30.928	103.1	2:15.730	
5	40.806	77.0	59.186	54.1	In		5:02.122	P
6	Out	71.5	1:05.113	53.6	32.898	101.1	2:25.769	
7	45.235	69.6	1:05.076	58.3	33.279	89.9	2:23.590	
8	43.828	71.0	1:02.117	59.1	33.160	94.4	2:19.105	

66 Chris Milner (F) — Jaguar E-type

lap	Sect-1	Speed	Sect-2	Speed	Sect-3	Speed	Laptime	Pit
1	Out	77.8	52.534	65.5	29.218	109.3	2:02.542	
2	36.319	82.4	50.188	71.4	27.197	106.2	1:53.704	
3	36.068	88.2	49.211	73.1	27.046	115.1	1:52.325	
4	38.394	75.7	49.774	72.0	26.387	119.4	1:54.555	
5	34.940	88.1	48.993	72.8	26.452	118.3	1:50.385	
6	35.146	89.3	49.202	73.1	26.464	119.2	1:50.812	
7	35.231	86.4	49.143	78.6	27.360	120.4	1:51.734	
8	34.874	87.6	49.865	69.9	27.206	119.6	1:51.945	
9	36.136	75.4	54.161	68.1	27.267	117.1	1:57.564	
10	37.224	86.5	50.059	76.8	27.140	119.0	1:54.423	
11	35.328	90.4	48.836	74.2	26.264	118.5	1:50.428	
12	35.603	88.1	49.594	71.9	26.952	116.3	1:52.149	
13	36.139	86.7	50.738	73.4	26.523	118.7	1:53.400	
14	35.708	84.5	49.419	74.9	26.354	118.7	1:51.481	

68 Marc Gordon (A) — Jaguar XK150

lap	Sect-1	Speed	Sect-2	Speed	Sect-3	Speed	Laptime	Pit
1	Out	72.8	58.953	68.6	29.246	101.6	2:11.772	
2	39.111	76.1	55.700	71.0	28.476	106.9	2:03.287	
3	37.396	81.6	54.078	69.8	28.517	106.5	1:59.991	
4	39.737	82.8	53.233	73.8	28.115	107.6	2:01.085	
5	39.152	80.6	53.850	70.6	28.727	107.6	2:01.729	
6	38.104	79.9	55.260	68.5	28.573	107.4	2:01.937	
7	39.902	82.3	54.271	66.7	29.207	107.2	2:03.380	
8	37.776	77.4	54.327	69.6	28.142	109.3	2:00.245	
9	39.209	80.3	54.547	67.0	28.240	107.7	2:01.996	
10	37.873	83.1	54.053	76.2	28.140	108.6	2:00.066	
11	36.717	83.5	53.276	69.2	28.557	105.9	1:58.550	
12	37.441	84.3	52.613	66.9	28.160	107.6	1:58.214	

72 Jamie Boot (E) — Jaguar E-type

lap	Sect-1	Speed	Sect-2	Speed	Sect-3	Speed	Laptime	Pit
1	Out	73.7	54.449	62.6	29.580	100.3	2:06.493	
2	38.512	73.9	50.507	70.7	25.891	112.4	1:54.910	
3	36.315	80.1	49.954	67.9	26.245	115.9	1:52.514	
4	35.670	84.3	49.167	71.5	25.796	114.1	1:50.633	
5	35.072	87.9	49.508	69.2	26.380	120.4	1:50.960	
6	34.468	88.8	49.035	73.4	25.728	120.7	1:49.231	
7	34.592	90.0	48.352	73.8	25.628	122.0	1:48.572	
8	35.649	81.1	52.917	64.7	25.973	120.7	1:54.539	
9	34.852	87.6	50.852	60.4	26.895	121.3	1:52.599	
10	34.543	87.9	48.671	75.4	25.546	120.2	1:48.760	
11	34.830	89.4	48.392	73.7	25.866	119.2	1:49.088	
12								

82 Bob Binfield (D) — Jaguar E-type

lap	Sect-1	Speed	Sect-2	Speed	Sect-3	Speed	Laptime	Pit
1	Out	54.3	1:03.134	58.6	31.637	94.0	2:23.356	
2	41.180	70.7	55.677	67.7	29.270	105.5	2:06.127	
3	39.114	77.9	55.529	68.3	29.335	103.9	2:03.978	
4	39.059	74.6	55.354	66.6	28.995	108.1	2:03.408	
5	38.589	76.0	54.960	71.0	28.902	107.4	2:02.451	
6	38.324	74.3	55.175	65.4	28.660	109.1	2:02.159	
7	37.999	78.8	54.503	66.8	28.517	110.6	2:01.019	
8	37.810	80.7	54.413	65.8	29.774	102.8	2:01.997	
9	43.846	63.2	1:03.307	55.9	In		3:15.263	P
10	Out	70.7	54.545	67.1	28.304	108.1	2:04.203	
11	37.193	74.3	53.754	70.5	28.172	110.0	1:59.119	
12	37.163	79.3	52.480	71.7	28.167	111.3	1:57.810	

123 Love G-Love A (A) — Jaguar XK150

lap	Sect-1	Speed	Sect-2	Speed	Sect-3	Speed	Laptime	Pit
1	Out	73.6	58.348	64.4	29.649	103.4	2:12.257	
2	39.126	81.8	57.108	68.1	29.615	91.1	2:05.849	

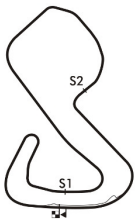

Session Start: 11:05:44 - Finish: 11:30:49
Weather/Track Conditions: Bright / Dry
Circuit: Brands Hatch Grand Prix Circuit
Track Length: 3.916 Km - 2.4330 miles

Legends of Brands Hatch Superprix - 1 - 2 Jul 2017

HSCC Jaguar Classic Challenge

Qualifying for Race 6 - Sector Analysis

130	Woodbridge-Rowley (A)								Jaguar XK120								
lap	Sect-1	Speed	Sect-2	Speed	Sect-3	Speed	Laptime	Pit	lap	Sect-1	Speed	Sect-2	Speed	Sect-3	Speed	Laptime	Pit
1	Out	70.1	1:01.392	64.4	30.688	95.9	2:15.727		6	43.011	63.4	1:00.697	58.7	31.517	93.0	2:15.225	
2	39.174	73.2	56.061	67.2	29.854	98.4	2:05.089		7	41.209	60.8	1:02.312	56.1	31.809	91.9	2:15.330	
3	38.571	72.4	56.026	68.8	In		3:47.520	P	8	41.012	65.2	1:02.848	48.2	32.145	91.1	2:16.005	
4	Out	61.9	1:04.788	55.3	33.472	87.6	2:36.772		9	43.205	68.6	1:02.918	53.9	32.574	81.4	2:18.697	
5	43.532	68.7	1:00.650	59.8	32.212	88.7	2:16.394		10	42.899	63.3	1:02.214	56.2	34.612	83.6	2:19.725	

133	Paul Kennelly (A)								Jaguar XK150S								
lap	Sect-1	Speed	Sect-2	Speed	Sect-3	Speed	Laptime	Pit	lap	Sect-1	Speed	Sect-2	Speed	Sect-3	Speed	Laptime	Pit
1	Out	76.2	58.109	63.5	29.148	106.4	2:08.696		7	38.342	81.3	55.235	68.7	28.521	106.9	2:02.098	
2	39.473	70.6	56.343	68.1	28.999	104.2	2:04.815		8	38.466	81.4	54.385	70.4	28.578	107.9	2:01.429	
3	38.849	79.1	55.896	68.9	29.082	105.2	2:03.827		9	38.862	80.8	54.894	69.8	28.501	108.6	2:02.257	
4	39.383	77.8	55.375	68.8	28.989	107.7	2:03.747		10	38.723	81.2	54.671	75.1	28.049	109.5	2:01.443	
5	38.760	79.0	54.832	68.8	28.796	109.1	2:02.388		11	37.401	85.0	53.951	70.2	29.279	108.2	2:00.631	
6	38.308	79.0	55.241	69.3	28.661	108.8	2:02.210		12	36.946	86.9	53.290	72.9	28.232	108.6	1:58.468	

145	Riley-Short (E)								Jaguar E-type								
lap	Sect-1	Speed	Sect-2	Speed	Sect-3	Speed	Laptime	Pit	lap	Sect-1	Speed	Sect-2	Speed	Sect-3	Speed	Laptime	Pit
1	Out	89.1	49.095	71.4	26.171	122.6	1:53.200		8	35.187	84.5	53.353	72.6	26.979	116.5	1:55.519	
2	35.301	83.5	48.684	73.8	25.544	123.3	1:49.529		9	36.119	83.5	50.245	76.8	26.385	116.9	1:52.749	
3	34.474	90.0	47.760	73.4	25.178	126.1	1:47.412		10	36.289	84.3	49.849	76.3	26.147	121.3	1:52.285	
4	33.842	88.7	47.374	77.2	25.081	125.6	1:46.297		11	35.506	79.3	50.021	79.3	25.963	114.3	1:51.490	
5	35.334	86.5	49.253	72.0	In		3:33.110	P	12	36.006	84.7	50.425	75.4	25.826	122.6	1:52.257	
6	Out	82.0	53.631	66.4	27.795	113.2	2:01.914		13	35.079	88.8	49.134	72.6	26.158	116.9	1:50.371	
7	36.385	81.6	52.667	72.5	26.735	118.5	1:55.787		14								

150	Keith-Lucas Ch-Keith-Lucas Cl (A)								Jaguar XK150								
lap	Sect-1	Speed	Sect-2	Speed	Sect-3	Speed	Laptime	Pit	lap	Sect-1	Speed	Sect-2	Speed	Sect-3	Speed	Laptime	Pit
1	Out	67.9	1:02.037	57.4	31.797	99.3	2:20.542		7	Out	78.4	56.666	63.6	29.668	101.9	2:08.161	
2	40.317	75.7	58.899	58.8	30.399	104.2	2:09.615		8	38.371	75.8	55.319	63.2	28.998	105.2	2:02.688	
3	39.924	76.2	58.722	60.3	30.563	104.4	2:09.209		9	37.249	77.1	54.887	66.8	28.709	105.7	2:00.845	
4	40.743	74.4	59.085	60.7	29.805	105.5	2:09.633		10	37.948	79.2	54.565	70.2	29.387	105.5	2:01.900	
5	39.992	76.5	57.610	62.7	29.947	104.1	2:07.549		11	37.877	77.5	54.619	68.2	28.740	102.3	2:01.236	
6	39.825	71.3	58.098	58.4	In		3:46.363	P	12								

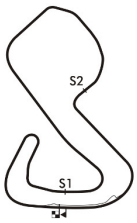

Session Start: 11:05:44 - Finish: 11:30:49
Weather/Track Conditions: Bright / Dry
Circuit: Brands Hatch Grand Prix Circuit
Track Length: 3.916 Km - 2.4330 miles

MST

Legends of Brands Hatch Superprix - 1 - 2 Jul 2017

HSCC Jaguar Classic Challenge

Qualifying for Race 6 - Best Sector Times

	SECTOR 1			SECTOR 2			SECTOR 3		
	NO	TIME	LAP	NO	TIME	LAP	NO	TIME	LAP
1	21	33.240	5	21	46.556	7	21	24.921	3
2	52	33.390	8	52	47.007	8	52	25.068	12
3	145	33.842	4	145	47.374	4	145	25.081	4
4	15	34.198	3	10	48.285	7	72	25.546	10
5	10	34.317	11	72	48.352	7	39	25.707	8
6	72	34.468	6	55	48.500	11	15	25.870	9
7	4	34.710	8	66	48.836	11	10	25.887	12
8	9	34.868	11	15	48.994	11	14	25.904	3
9	66	34.874	8	9	49.084	12	4	25.973	6
10	39	34.914	5	4	49.117	5	22	26.145	5
11	55	34.931	10	14	49.251	3	55	26.145	10
12	25	35.103	9	39	49.576	9	25	26.174	9
13	22	35.205	6	22	49.585	4	66	26.264	11
14	14	35.485	3	25	49.800	9	9	26.314	10
15	11	35.645	11	32	50.354	12	32	26.390	12
16	32	35.896	11	11	51.119	7	11	26.859	11
17	68	36.717	11	82	52.480	12	23	27.241	6
18	133	36.946	12	68	52.613	12	133	28.049	10
19	23	37.078	6	23	53.076	9	68	28.115	4
20	82	37.163	12	133	53.290	12	82	28.167	12
21	150	37.249	9	5	53.870	7	5	28.579	5
22	5	37.289	6	150	54.565	10	150	28.709	9
23	130	38.571	3	130	56.026	3	123	29.615	2
24	123	39.126	2	123	57.108	2	130	29.854	2
25	58	40.806	5	58	58.666	3	58	30.242	2

IDEAL / BEST LAP COMPARISON

NO	NAME	BEST	IN	IDEAL	DIFF
21	Dodd G-Dodd J	1:45.373	7	1:44.717	+0.656
52	Robert Oldershaw	1:45.723	8	1:45.465	+0.258
145	Riley-Short	1:46.297	4	1:46.297	+0.000
10	Simon Butler	1:48.552	12	1:48.489	+0.063
72	Jamie Boot	1:48.572	7	1:48.366	+0.206
55	Melling-Minshaw	1:49.905	10	1:49.576	+0.329
4	Tim Mogridge	1:50.065	5	1:49.800	+0.265
15	Paul Castaldini	1:50.244	11	1:49.062	+1.182
66	Chris Milner	1:50.385	5	1:49.974	+0.411
14	Sam Thomas	1:50.640	3	1:50.640	+0.000
39	Mark Russell	1:51.009	6	1:50.197	+0.812
25	John Burton	1:51.077	9	1:51.077	+0.000
9	Eastick-Jones	1:51.401	10	1:50.266	+1.135
22	Costas Michael	1:51.567	10	1:50.935	+0.632
32	Skipworth-Dean	1:52.679	12	1:52.640	+0.039
11	Robert Farrell	1:53.679	11	1:53.623	+0.056
23	Roger Cope	1:57.490	6	1:57.395	+0.095
82	Bob Binfield	1:57.810	12	1:57.810	+0.000
68	Marc Gordon	1:58.214	12	1:57.445	+0.769
133	Paul Kennelly	1:58.468	12	1:58.285	+0.183
150	Keith-Lucas Ch-Keit	2:00.845	9	2:00.523	+0.322
5	John Truslove	2:01.092	11	1:59.738	+1.354
130	Woodbridge-Rowley	2:05.089	2	2:04.451	+0.638
123	Love G-Love A	2:05.849	2	2:05.849	+0.000
58	Pearce-Lenthall	2:11.358	2	2:09.714	+1.644

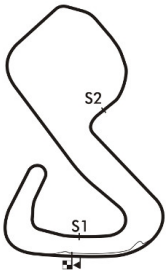

Session Start: 11:05:44 - Finish: 11:30:49
Weather/Track Conditions: Bright / Dry
Circuit: Brands Hatch Grand Prix Circuit
Track Length: 3.916 Km - 2.4330 miles

Legends of Brands Hatch Superprix - 1 - 2 Jul 2017

HSCC Jaguar Classic Challenge

Qualifying for Race 6 - Best Sector Speeds

	NO	SECTOR 1	MPH	NO	SECTOR 2	MPH	NO	SECTOR 3	MPH
1	21	Dodd G-Dodd J	99.8	11	Robert Farrell	79.6	21	Dodd G-Dodd J	126.3
2	22	Costas Michael	93.9	15	Paul Castaldini	79.6	145	Riley-Short	126.1
3	9	Eastick-Jones	93.3	4	Tim Mogridge	79.3	52	Robert Oldershaw	123.3
4	52	Robert Oldershaw	92.0	145	Riley-Short	79.3	72	Jamie Boot	122.0
5	4	Tim Mogridge	91.9	23	Roger Cope	78.6	14	Sam Thomas	120.9
6	10	Simon Butler	91.1	66	Chris Milner	78.6	66	Chris Milner	120.4
7	55	Melling-Minshaw	91.0	52	Robert Oldershaw	78.5	15	Paul Castaldini	120.2
8	66	Chris Milner	90.4	25	John Burton	78.2	22	Costas Michael	119.6
9	72	Jamie Boot	90.0	22	Costas Michael	77.9	55	Melling-Minshaw	118.3
10	145	Riley-Short	90.0	39	Mark Russell	77.9	9	Eastick-Jones	118.1
11	39	Mark Russell	88.8	21	Dodd G-Dodd J	77.2	10	Simon Butler	117.9
12	25	John Burton	88.7	9	Eastick-Jones	77.1	39	Mark Russell	117.5
13	15	Paul Castaldini	88.5	32	Skipw orth-Dean	76.8	32	Skipw orth-Dean	117.3
14	11	Robert Farrell	88.2	68	Marc Gordon	76.2	4	Tim Mogridge	116.5
15	14	Sam Thomas	87.3	72	Jamie Boot	75.4	25	John Burton	116.5
16	23	Roger Cope	87.1	55	Melling-Minshaw	75.3	11	Robert Farrell	115.5
17	133	Paul Kennelly	86.9	14	Sam Thomas	75.1	23	Roger Cope	114.5
18	32	Skipw orth-Dean	85.0	133	Paul Kennelly	75.1	82	Bob Binfield	111.3
19	68	Marc Gordon	84.3	10	Simon Butler	74.8	133	Paul Kennelly	109.5
20	123	Love G-Love A	81.8	82	Bob Binfield	71.7	68	Marc Gordon	109.3
21	82	Bob Binfield	80.7	5	John Truslove	70.2	5	John Truslove	105.7
22	150	Keith-Lucas Ch-Keith-Lucas	79.2	150	Keith-Lucas Ch-Keith-Lucas	70.2	150	Keith-Lucas Ch-Keith-Lucas	105.7
23	5	John Truslove	78.7	130	Woodbridge-Rowley	68.8	58	Pearce-Lenthall	105.2
24	58	Pearce-Lenthall	77.0	123	Love G-Love A	68.1	123	Love G-Love A	103.4
25	130	Woodbridge-Rowley	73.2	58	Pearce-Lenthall	59.2	130	Woodbridge-Rowley	98.4

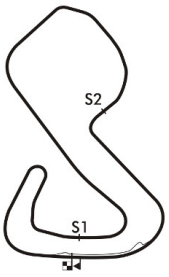

Session Start: 11:05:44 - Finish: 11:30:49
Weather/Track Conditions: Bright / Dry
Circuit: Brands Hatch Grand Prix Circuit
Track Length: 3.916 Km - 2.4330 miles

Legends of Brands Hatch Superprix - 1 - 2 Jul 2017

HSCC Jaguar Classic Challenge

Race 6 - Starting Grid

Sheet No:

Start Time : 16:25 - Heat Duration : 40 Minutes

ROW						
13	25	58	Pearce-Lenthall			
12	23	130	Woodbridge-Rowley	24	123	Love G-Love A
11	21	150	Keith-Lucas Ch-Keith-Lucas Cl	22	5	John Truslove
10	19	68	Marc Gordon	20	133	Paul Kennelly
9	17	23	Roger Cope	18	82	Bob Binfield
8	15	32	Skipworth-Dean	16	11	Robert Farrell
7	13	9	Eastick-Jones	14	22	Costas Michael
6	11	39	Mark Russell	12	25	John Burton
5	9	66	Chris Milner	10	14	Sam Thomas
4	7	4	Tim Mogridge	8	15	Paul Castaldini
3	5	72	Jamie Boot	6	55	Melling-Minshaw
2	3	145	Riley-Short	4	10	Simon Butler
1	1	21	Dodd G-Dodd J	2	52	Robert Oldershaw

Pole Right

Circuit: Brands Hatch Grand Prix Circuit
Track Length: 3.916 Km - 2.4330 miles

These results are provisional until the conclusion of any judicial and technical matters.

Clerk of the Course:	Timekeeper:	Issued at:
Julian Floyd	Nick Palmer	

Legends of Brands Hatch Superprix - 1 - 2 Jul 2017

Pre 80 Endurance Challenge Series

Qualifying for Race 9 - Classification

Sheet No:

POS	NO	DRIVER/S	CLASS	CLASS POS	CAR MAKE / MODEL	TIME	ON	LAPS	GAP	DIFF	MPH
1	1	Voyazides-Hadfield	SP4	1	Lola T282	1:26.728	15	15			100.99
2	60	John Burton	SP3	1	Chevron B26	1:29.241	9	10	2.513	2.513	98.15
3	14	Spiers-Hetherington	SP3	2	Osella PA3	1:29.983	14	14	3.255	0.742	97.34
4	29	Richardson-Gathercole	SP3	3	Lola T290	1:30.885	10	11	4.157	0.902	96.37
5	3	Richard Piper	SP3	4	March 75S	1:31.446	11	12	4.718	0.561	95.78
6	21	Robert Parker	SP3	5	Osella PA5	1:32.834	8	11	6.106	1.388	94.35
7	12	Peter Hallford	GT1	1	Chevrolet Corvette	1:39.985	8	8	13.257	7.151	87.60
8	26	George Douglas	SP1	1	Martin BM9	1:40.003	9	13	13.275	0.018	87.59
9	88	Kevin Cooke	SP3	6	Royale RP17	1:40.674	8	8	13.946	0.671	87.00
10	49	Keith Norris	S20	1	Tiga SC84	1:41.337	7	12	14.609	0.663	86.43
11	73	David Axisa	S20	2	Tiga SC79	1:41.754	8	13	15.026	0.417	86.08
12	72	Jonathan Loader	S20	3	Tiga SC80	1:42.129	10	11	15.401	0.375	85.76
13	79	Andreas Floth	S20	4	Lola T492	1:45.714	14	14	18.986	3.585	82.85
14	92	Lees-Wilson	S20	5	Lola T492	1:50.849	5	12	24.121	5.135	79.02

Session Start: 11:40:27 - Finish: 12:05:29
Weather/Track Conditions: Bright / Dry
Circuit: Brands Hatch Grand Prix Circuit
Track Length: 3.916 Km - 2.4330 miles

These results are provisional until the conclusion of any judicial and technical matters.

Clerk of the Course:	Timekeeper:	Issued at:
Julian Floyd	Nick Palmer	

Legends of Brands Hatch Superprix - 1 - 2 Jul 2017

Pre 80 Endurance Challenge Series

Qualifying for Race 9 - Sector Analysis

1 Voyazides-Hadfield (SP4) — Lola T282

lap	Sect-1	Speed	Sect-2	Speed	Sect-3	Speed	Laptime	Pit	lap	Sect-1	Speed	Sect-2	Speed	Sect-3	Speed	Laptime	Pit
1	Out	78.5	46.175	80.8	22.852	145.7	1:48.300		9	28.036	112.8	38.824	96.4	21.623	138.5	1:28.483	
2	30.174	100.8	43.309	79.3	22.234	145.4	1:35.717		10	28.122	113.4	38.943	97.2	20.613	149.3	1:27.678	
3	29.666	90.4	41.315	86.2	21.441	148.3	1:32.422		11	27.817	117.9	38.422	94.4	20.767	149.3	1:27.006	
4	29.025	103.4	40.280	85.4	21.334	148.6	1:30.639		12	27.795	116.7	38.816	97.5	20.716	150.0	1:27.327	
5	28.968	105.9	41.304	83.8	21.549	149.0	1:31.821		13	27.924	117.7	38.581	96.6	20.833	149.6	1:27.338	
6	28.678	107.2	40.165	86.0	21.267	148.6	1:30.110		14	28.438	114.9	38.279	97.9	21.180	149.3	1:27.897	
7	29.227	93.1	41.482	84.8	In		2:34.724	P	15	27.831	118.8	38.144	97.9	20.753	150.0	1:26.728	
8	Out	115.7	38.965	94.5	20.747	149.3	1:31.190		16								

3 Richard Piper (SP3) — March 75S

lap	Sect-1	Speed	Sect-2	Speed	Sect-3	Speed	Laptime	Pit	lap	Sect-1	Speed	Sect-2	Speed	Sect-3	Speed	Laptime	Pit
1	Out	98.6	46.456	72.4	25.406	129.0	1:55.535		7	29.254	110.4	40.854	87.5	22.471	134.1	1:32.579	
2	31.146	108.3	42.618	85.8	23.058	132.3	1:36.822		8	29.483	109.7	41.433	91.7	21.938	134.9	1:32.854	
3	30.596	106.7	43.397	88.5	22.697	134.4	1:36.690		9	29.374	110.7	41.032	89.8	21.864	134.9	1:32.270	
4	30.002	110.0	41.339	89.2	22.193	134.9	1:33.534		10	29.513	108.6	41.390	91.6	21.771	135.2	1:32.674	
5	29.710	109.3	42.279	87.6	22.176	135.2	1:34.165		11	29.215	109.7	40.761	93.6	21.470	136.3	1:31.446	
6	29.817	109.1	41.076	90.1	22.083	133.9	1:32.976		12	29.559	107.9	40.329	90.7	21.933	134.9	1:31.821	

12 Peter Hallford (GT1) — Chevrolet Corvette

lap	Sect-1	Speed	Sect-2	Speed	Sect-3	Speed	Laptime	Pit	lap	Sect-1	Speed	Sect-2	Speed	Sect-3	Speed	Laptime	Pit
1	Out	75.2	50.101	72.2	25.838	108.2	1:56.587		5	32.250	96.3	44.890	80.6	In		4:20.937	P
2	33.664	96.3	46.851	71.8	24.422	129.2	1:44.937		6	Out	92.5	44.710	79.6	23.557	131.0	1:44.911	
3	32.405	98.9	44.718	83.3	23.454	133.9	1:40.577		7	32.581	96.7	48.758	62.7	25.796	131.5	1:47.135	
4	33.040	99.6	46.120	79.7	23.604	131.5	1:42.764		8	32.159	96.7	44.375	81.6	23.451	132.8	1:39.985	

14 Spiers-Hetherington (SP3) — Osella PA3

lap	Sect-1	Speed	Sect-2	Speed	Sect-3	Speed	Laptime	Pit	lap	Sect-1	Speed	Sect-2	Speed	Sect-3	Speed	Laptime	Pit
1	Out	77.0	50.746	69.4	25.249	126.3	1:56.501		8	30.024	106.2	41.688	88.8	22.172	133.6	1:33.884	
2	33.281	96.7	47.232	76.4	24.314	129.5	1:44.827		9	28.925	108.8	40.777	90.3	21.966	133.3	1:31.668	
3	29.826	106.4	42.074	86.5	22.408	130.5	1:34.308		10	28.580	110.4	40.242	84.2	21.900	133.6	1:30.722	
4	29.474	104.7	43.917	86.6	25.402	130.2	1:38.793		11	28.481	109.3	40.223	93.4	21.743	133.6	1:30.447	
5	29.261	107.7	41.485	89.5	22.436	131.0	1:33.182		12	28.381	109.7	39.891	96.3	21.717	133.9	1:29.989	
6	29.550	108.4	41.910	84.6	In		3:03.159	P	13	28.564	108.3	41.973	90.7	21.990	133.1	1:32.527	
7	Out	101.9	42.253	82.5	22.671	132.5	1:40.043		14	28.263	108.4	40.009	94.1	21.711	133.3	1:29.983	

21 Robert Parker (SP3) — Osella PA5

lap	Sect-1	Speed	Sect-2	Speed	Sect-3	Speed	Laptime	Pit	lap	Sect-1	Speed	Sect-2	Speed	Sect-3	Speed	Laptime	Pit
1	Out	80.0	49.171	70.0	25.816	120.2	1:58.068		7	29.944	108.3	41.157	86.1	22.415	128.2	1:33.516	
2	33.780	94.8	45.619	83.6	23.201	130.5	1:42.600		8	29.185	110.0	41.617	90.9	22.032	131.0	1:32.834	
3	31.823	85.6	44.306	76.2	In		3:12.664	P	9	29.295	95.5	41.578	90.5	22.264	131.5	1:33.137	
4	Out	96.3	43.226	85.0	22.518	131.2	1:39.915		10	29.769	96.9	42.567	85.5	22.239	131.5	1:34.575	
5	30.195	102.3	42.083	85.6	22.467	132.5	1:34.745		11	29.229	108.1	41.368	81.7	22.617	131.8	1:33.214	
6	30.020	102.2	41.770	87.6	22.241	131.8	1:34.031		12								

26 George Douglas (SP1) — Martin BM9

lap	Sect-1	Speed	Sect-2	Speed	Sect-3	Speed	Laptime	Pit	lap	Sect-1	Speed	Sect-2	Speed	Sect-3	Speed	Laptime	Pit
1	Out	65.8	56.892	64.7	27.682	101.7	2:13.040		8	33.635	97.2	44.282	82.1	23.746	124.0	1:41.663	
2	36.654	84.7	50.141	73.6	26.468	108.4	1:53.263		9	32.482	97.7	43.797	82.1	23.724	121.3	1:40.003	
3	35.674	88.6	49.531	76.7	26.196	117.3	1:51.401		10	31.840	100.9	44.761	80.0	24.502	118.7	1:41.103	
4	33.212	96.7	45.262	76.1	24.116	127.3	1:42.590		11	32.626	94.8	46.005	81.0	24.023	124.5	1:42.654	
5	32.074	101.3	44.148	84.5	24.634	117.9	1:40.856		12	32.320	97.6	45.636	79.4	24.738	122.0	1:42.694	
6	32.826	97.4	45.873	78.8	In		3:27.081	P	13	31.956	100.8	46.785	73.8	24.793	119.0	1:43.534	
7	Out	90.1	46.664	86.0	24.577	123.1	1:50.614		14								

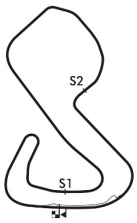

Session Start: 11:40:27 - Finish: 12:05:29
Weather/Track Conditions: Bright / Dry
Circuit: Brands Hatch Grand Prix Circuit
Track Length: 3.916 Km - 2.4330 miles

MST

Legends of Brands Hatch Superprix - 1 - 2 Jul 2017

Pre 80 Endurance Challenge Series

Qualifying for Race 9 - Sector Analysis

29 Richardson-Gathercole (SP3) — Lola T290

lap	Sect-1	Speed	Sect-2	Speed	Sect-3	Speed	Laptime	Pit	lap	Sect-1	Speed	Sect-2	Speed	Sect-3	Speed	Laptime	Pit
1	Out	77.0	50.541	74.0	25.562	128.2	1:59.046		7	30.204	104.9	43.538	81.1	In		3:49.363	P
2	31.767	101.6	44.462	78.6	23.711	132.3	1:39.940		8	Out	106.4	43.033	83.8	22.354	133.6	1:40.475	
3	30.902	103.6	44.092	87.3	23.246	133.1	1:38.240		9	29.498	108.8	41.617	92.7	21.947	134.4	1:33.062	
4	30.245	99.8	42.792	85.8	22.388	133.3	1:35.425		10	28.986	108.1	40.299	93.4	21.600	134.7	1:30.885	
5	29.863	102.5	42.259	87.6	22.250	134.4	1:34.372		11	28.945	108.4	40.244	99.5	22.060	134.7	1:31.249	
6	29.788	106.5	43.775	89.3	23.886	133.6	1:37.449		12								

49 Keith Norris (S20) — Tiga SC84

lap	Sect-1	Speed	Sect-2	Speed	Sect-3	Speed	Laptime	Pit	lap	Sect-1	Speed	Sect-2	Speed	Sect-3	Speed	Laptime	Pit
1	Out	71.9	54.756	68.4	26.499	111.7	2:07.125		7	31.861	94.7	45.327	80.5	24.149	116.5	1:41.337	
2	33.885	85.0	48.089	73.7	26.115	113.3	1:48.089		8	31.874	93.4	45.720	80.9	24.243	115.9	1:41.837	
3	33.446	89.1	47.026	78.3	24.991	114.5	1:45.463		9	31.698	94.6	45.432	74.3	In		5:40.441	P
4	32.833	91.4	46.028	76.7	24.611	115.3	1:43.472		10	Out	83.7	47.430	80.3	24.738	114.9	1:55.032	
5	32.354	91.2	45.798	78.4	24.659	115.9	1:42.811		11	32.155	92.9	45.996	82.3	24.237	116.1	1:42.388	
6	31.972	93.8	45.789	77.5	24.348	116.1	1:42.109		12	31.970	93.9	45.777	81.1	24.587	115.3	1:42.334	

60 John Burton (SP3) — Chevron B26

lap	Sect-1	Speed	Sect-2	Speed	Sect-3	Speed	Laptime	Pit	lap	Sect-1	Speed	Sect-2	Speed	Sect-3	Speed	Laptime	Pit
1	Out	84.3	49.171	69.1	25.165	131.5	1:55.660		6	29.930	103.9	40.856	94.7	In		5:08.929	P
2	32.877	100.5	42.413	89.4	22.104	134.4	1:37.394		7	Out	93.5	40.679	92.1	21.698	134.9	1:37.827	
3	29.188	111.8	39.910	94.8	21.506	135.2	1:30.604		8	29.253	111.3	39.160	94.8	21.382	134.9	1:29.795	
4	28.768	111.5	39.718	97.0	21.201	136.3	1:29.687		9	28.574	113.4	39.563	94.4	21.104	136.0	1:29.241	
5	28.484	112.2	39.898	92.5	21.285	135.2	1:29.667		10	28.623	110.6	39.582	94.0	21.101	136.0	1:29.306	

72 Jonathan Loader (S20) — Tiga SC80

lap	Sect-1	Speed	Sect-2	Speed	Sect-3	Speed	Laptime	Pit	lap	Sect-1	Speed	Sect-2	Speed	Sect-3	Speed	Laptime	Pit
1	Out	68.4	53.259	67.8	27.408	104.9	2:02.644		7	31.921	92.5	45.727	81.0	In		4:30.860	P
2	35.221	87.6	48.417	80.4	25.713	112.2	1:49.351		8	Out	83.9	51.315	71.3	26.833	113.0	1:54.943	
3	32.101	92.5	46.746	84.0	25.142	113.0	1:43.989		9	32.423	92.1	46.025	87.6	24.717	114.3	1:43.165	
4	32.101	92.6	46.353	84.6	24.916	113.3	1:43.370		10	31.809	93.5	45.519	86.2	24.801	113.7	1:42.129	
5	32.071	92.4	47.140	77.1	25.951	113.3	1:45.162		11	34.164	87.4	47.639	80.8	25.464	114.1	1:47.267	
6	32.056	91.7	46.796	81.9	25.225	112.8	1:44.077		12								

73 David Axisa (S20) — Tiga SC79

lap	Sect-1	Speed	Sect-2	Speed	Sect-3	Speed	Laptime	Pit	lap	Sect-1	Speed	Sect-2	Speed	Sect-3	Speed	Laptime	Pit
1	Out	78.8	51.508	74.2	26.836	108.6	2:00.209		8	32.273	92.1	44.772	86.1	24.709	112.2	1:41.754	
2	34.161	84.0	50.002	73.8	25.971	110.4	1:50.134		9	31.656	93.4	45.652	81.2	24.962	111.5	1:42.270	
3	33.575	90.4	47.265	82.1	In		2:40.018	P	10	32.136	91.7	45.862	80.0	24.510	112.2	1:42.508	
4	Out	90.0	47.295	79.8	25.096	111.3	1:51.707		11	36.204	71.6	59.133	44.7	In		3:48.596	P
5	33.144	93.0	46.612	82.3	25.882	112.0	1:45.638		12	Out	73.3	53.254	71.0	25.639	110.6	2:00.397	
6	32.533	92.2	46.981	82.8	25.130	111.1	1:44.644		13	32.392	92.1	45.146	84.1	24.575	112.6	1:42.113	
7	32.458	92.6	45.458	79.9	24.792	112.4	1:42.708		14								

79 Andreas Floth (S20) — Lola T492

lap	Sect-1	Speed	Sect-2	Speed	Sect-3	Speed	Laptime	Pit	lap	Sect-1	Speed	Sect-2	Speed	Sect-3	Speed	Laptime	Pit
1	Out	79.1	54.599	70.6	28.774	102.5	2:06.577		8	34.583	90.9	47.353	86.5	26.359	109.8	1:48.295	
2	37.034	83.3	51.832	78.7	28.883	104.9	1:57.749		9	32.730	91.5	48.259	78.0	26.001	110.7	1:46.990	
3	34.996	88.2	49.835	82.8	26.627	107.9	1:51.458		10	32.884	91.1	48.463	85.5	25.906	110.0	1:47.253	
4	33.644	90.3	50.119	82.5	26.977	106.7	1:50.740		11	32.980	91.4	47.983	81.6	25.593	110.0	1:46.556	
5	33.756	88.5	49.271	81.9	26.464	108.6	1:49.491		12	32.547	87.9	48.339	88.4	26.370	110.0	1:47.256	
6	34.596	83.2	48.372	83.8	26.257	109.3	1:49.225		13	32.976	90.9	50.689	81.3	25.982	110.9	1:49.647	
7	32.855	91.0	47.285	82.8	25.854	110.4	1:45.994		14	32.582	91.5	47.016	86.6	26.116	110.0	1:45.714	

88 Kevin Cooke (SP3) — Royale RP17

lap	Sect-1	Speed	Sect-2	Speed	Sect-3	Speed	Laptime	Pit	lap	Sect-1	Speed	Sect-2	Speed	Sect-3	Speed	Laptime	Pit
1	Out	75.6	50.672	68.8	25.265	127.3	1:58.141		5	32.557	96.3	46.301	74.6	24.550	129.0	1:43.408	
2	33.493	91.5	47.220	74.5	25.089	125.6	1:45.802		6	32.244	95.6	46.003	74.4	24.310	127.5	1:42.557	
3	32.275	95.0	46.060	73.0	24.497	128.7	1:42.832		7	31.902	96.1	45.373	75.4	24.193	126.6	1:41.468	
4	32.498	97.0	45.851	78.4	24.297	127.8	1:42.646		8	32.400	95.6	44.451	79.0	23.823	131.0	1:40.674	

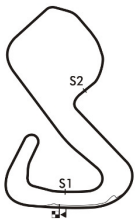

Session Start: 11:40:27 - Finish: 12:05:29
Weather/Track Conditions: Bright / Dry
Circuit: Brands Hatch Grand Prix Circuit
Track Length: 3.916 Km - 2.4330 miles

MST

Full results available at www.mstworld.com. Email: timing@mstworld.com

Printed : 01-07-2017 - 12:09

Legends of Brands Hatch Superprix - 1 - 2 Jul 2017

Pre 80 Endurance Challenge Series

Qualifying for Race 9 - Sector Analysis

92	Lees-Wilson (S20)								Lola T492								
lap	Sect-1	Speed	Sect-2	Speed	Sect-3	Speed	Laptime	Pit	lap	Sect-1	Speed	Sect-2	Speed	Sect-3	Speed	Laptime	Pit
1	Out	80.0	54.304	63.6	28.055	105.5	2:03.549		7	Out	76.3	52.023	61.4	29.055	107.0	2:02.175	
2	35.937	87.2	52.551	68.4	27.429	107.0	1:55.917		8	35.050	81.4	49.427	70.5	27.170	106.7	1:51.647	
3	34.671	81.2	50.568	71.4	26.744	106.5	1:51.983		9	34.364	82.3	49.942	70.1	26.995	108.2	1:51.301	
4	34.717	85.7	50.893	63.8	27.058	107.2	1:52.668		10	33.983	85.9	50.704	69.0	27.212	108.1	1:51.899	
5	34.678	85.8	49.843	73.1	26.328	105.9	1:50.849		11	34.371	81.8	49.705	63.9	27.827	108.2	1:51.903	
6	34.455	85.0	50.732	73.7	In		3:59.101	P	12	33.993	83.9	50.193	69.7	27.559	107.7	1:51.745	

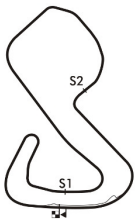

Session Start: 11:40:27 - Finish: 12:05:29
Weather/Track Conditions: Bright / Dry
Circuit: Brands Hatch Grand Prix Circuit
Track Length: 3.916 Km - 2.4330 miles

Legends of Brands Hatch Superprix - 1 - 2 Jul 2017

Pre 80 Endurance Challenge Series

Qualifying for Race 9 - Best Sector Times

	SECTOR 1			SECTOR 2			SECTOR 3		
	NO	TIME	LAP	NO	TIME	LAP	NO	TIME	LAP
1	1	27.795	12	1	38.144	15	1	20.613	10
2	14	28.263	14	60	39.160	8	60	21.101	10
3	60	28.484	5	14	39.891	12	3	21.470	11
4	29	28.945	11	29	40.244	11	29	21.600	10
5	21	29.185	8	3	40.329	12	14	21.711	14
6	3	29.215	11	21	41.157	7	21	22.032	8
7	73	31.656	9	26	43.797	9	12	23.451	8
8	49	31.698	9	12	44.375	8	26	23.724	9
9	72	31.809	10	88	44.451	8	88	23.823	8
10	26	31.840	10	73	44.772	8	49	24.149	7
11	88	31.902	7	49	45.327	7	73	24.510	10
12	12	32.159	8	72	45.519	10	72	24.717	9
13	79	32.547	12	79	47.016	14	79	25.593	11
14	92	33.983	10	92	49.427	8	92	26.328	5

IDEAL / BEST LAP COMPARISON

NO	NAME	BEST	IN	IDEAL	DIFF
1	Voyazides-Hadfield	1:26.728	15	1:26.552	+0.176
60	John Burton	1:29.241	9	1:28.745	+0.496
14	Spiers-Hetherington	1:29.983	14	1:29.865	+0.118
29	Richardson-Gatherc	1:30.885	10	1:30.789	+0.096
3	Richard Piper	1:31.446	11	1:31.014	+0.432
21	Robert Parker	1:32.834	8	1:32.374	+0.460
12	Peter Hallford	1:39.985	8	1:39.985	+0.000
26	George Douglas	1:40.003	9	1:39.361	+0.642
88	Kevin Cooke	1:40.674	8	1:40.176	+0.498
49	Keith Norris	1:41.337	7	1:41.174	+0.163
73	David Axisa	1:41.754	8	1:40.938	+0.816
72	Jonathan Loader	1:42.129	10	1:42.045	+0.084
79	Andreas Floth	1:45.714	14	1:45.156	+0.558
92	Lees-Wilson	1:50.849	5	1:49.738	+1.111

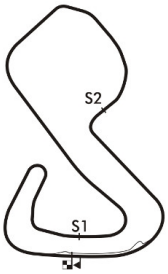

Session Start: 11:40:27 - Finish: 12:05:29
Weather/Track Conditions: Bright / Dry
Circuit: Brands Hatch Grand Prix Circuit
Track Length: 3.916 Km - 2.4330 miles

Legends of Brands Hatch Superprix - 1 - 2 Jul 2017

Pre 80 Endurance Challenge Series

Qualifying for Race 9 - Best Sector Speeds

	NO	SECTOR 1	MPH	NO	SECTOR 2	MPH	NO	SECTOR 3	MPH
1	1	Voyazides-Hadfield	118.8	29	Richardson-Gathercole	99.5	1	Voyazides-Hadfield	150.0
2	60	John Burton	113.4	1	Voyazides-Hadfield	97.9	3	Richard Piper	136.3
3	3	Richard Piper	110.7	60	John Burton	97.0	60	John Burton	136.3
4	14	Spiers-Hetherington	110.4	14	Spiers-Hetherington	96.3	29	Richardson-Gathercole	134.7
5	21	Robert Parker	110.0	3	Richard Piper	93.6	12	Peter Hallford	133.9
6	29	Richardson-Gathercole	108.8	21	Robert Parker	90.9	14	Spiers-Hetherington	133.9
7	26	George Douglas	101.3	79	Andreas Floth	88.4	21	Robert Parker	132.5
8	12	Peter Hallford	99.6	72	Jonathan Loader	87.6	88	Kevin Cooke	131.0
9	88	Kevin Cooke	97.0	73	David Axisa	86.1	26	George Douglas	127.3
10	49	Keith Norris	94.7	26	George Douglas	86.0	49	Keith Norris	116.5
11	72	Jonathan Loader	93.5	12	Peter Hallford	83.3	72	Jonathan Loader	114.3
12	73	David Axisa	93.4	49	Keith Norris	82.3	73	David Axisa	112.6
13	79	Andreas Floth	91.5	88	Kevin Cooke	79.0	79	Andreas Floth	110.9
14	92	Lees-Wilson	87.2	92	Lees-Wilson	73.7	92	Lees-Wilson	108.2

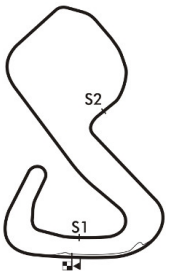

Session Start: 11:40:27 - Finish: 12:05:29
Weather/Track Conditions: Bright / Dry
Circuit: Brands Hatch Grand Prix Circuit
Track Length: 3.916 Km - 2.4330 miles

Legends of Brands Hatch Superprix - 1 - 2 Jul 2017

Pre 80 Endurance Challenge Series

Race 9 - Starting Grid - AMENDED V2

Sheet No:

Start Time : 12:30 - Heat Duration : 1 Hour

ROW							
7	13	92	Lees-Wilson	14	31	Glover-Hyett
6	11	72	Jonathan Loader	12	79	Andreas Floth
5	9	49	Keith Norris	10	73	David Axisa
4	7	12	Peter Hallford	8	26	George Douglas
3	5	3	Richard Piper	6	21	Robert Parker
2	3	14	Spiers-Hetherington	4	29	Richardson-Gathercole
1	1	1	Voyazides-Hadfield	2	60	John Burton

Pole Right

Car 88 withdrawn.

Circuit: Brands Hatch Grand Prix Circuit
Track Length: 3.916 Km - 2.4330 miles

These results are provisional until the conclusion of any judicial and technical matters.

Clerk of the Course:	Timekeeper:	Issued at:
Julian Floyd	Nick Palmer	

MST

Printed : 02-07-2017 - 09:42

Full results available at www.mstworld.com. Email: timing@mstworld.com

Legends of Brands Hatch Superprix - 1 - 2 Jul 2017

HSCC/HRSR Historic Touring Cars

Qualifying for Race 7 - Classification

Sheet No:

POS	NO	DRIVER/S	CLASS	CLASS POS	CAR MAKE / MODEL	TIME	ON	LAPS	GAP	DIFF	MPH
1	6	Warren Briggs	K1	1	Ford Mustang	1:48.725	4	7			80.56
2	10	Jack Drury	K1	2	Ford Falcon	1:48.931	5	7	0.206	0.206	80.41
3	44	Ben Winrow	K2	1	Ford Lotus Cortina	1:50.404	7	8	1.679	1.473	79.33
4	7	Peter Chambers	K2	2	Ford Lotus Cortina	1:50.668	2	7	1.943	0.264	79.14
5	3	Peter Hallford	K1	3	Ford Mustang	1:50.784	7	7	2.059	0.116	79.06
6	32	Richard Belcher	B	1	Ford Lotus Cortina	1:50.812	4	8	2.087	0.028	79.04
7	69	Bob Bullen	C	1	Ford Anglia	1:51.103	5	7	2.378	0.291	78.83
8	166	Rob Fenn	K1	4	Ford Mustang	1:51.139	7	7	2.414	0.036	78.81
9	67	James Clarke	C	2	Ford Lotus Cortina	1:51.695	4	5	2.970	0.556	78.42
10	15	Mark Watts	K1	5	Ford Mustang	1:53.074	4	8	4.349	1.379	77.46
11	1	Simon Benoy	E	1	Hillman Imp	1:53.106	6	8	4.381	0.032	77.44
12	14	Jon Milicevic	K4	1	Morris Mini Cooper	1:53.451	3	8	4.726	0.345	77.20
13	49	Peter Hore	C	3	Ford Lotus Cortina	1:54.570	6	8	5.845	1.119	76.45
14	94	Steven Platts	E	2	Singer Chamois	1:55.071	5	8	6.346	0.501	76.12
15	97	David Heale	E	3	Hillman Imp	1:55.258	4	8	6.533	0.187	75.99
16	55	Rob Wainwright	E	4	Austin A40	1:56.707	7	8	7.982	1.449	75.05
17	17	Roger Ebdon	K3	1	Morris Mini	1:57.731	6	7	9.006	1.024	74.40
18	95	Shaun Hazlewood	E	5	Hillman Imp	1:58.039	7	8	9.314	0.308	74.20
19	38	Graeme Kersley	K2	3	Ford Lotus Cortina	2:01.999	6	7	13.274	3.960	71.79
20	61	Brian Webb	C	4	Ford Anglia 105E	2:02.575	4	7	13.850	0.576	71.46
21	176	Andrew Davenall	A	1	Austin A105	2:05.596	7	7	16.871	3.021	69.74
22	56	Michael Sheraton	I	1	Ford Anglia	2:05.766	6	6	17.041	0.170	69.64
23	68	John Marsden	D	1	Austin Cooper S	2:08.904	7	7	20.179	3.138	67.95
24	36	Jim Chapman	INV	1	Chevrolet Corvair	2:12.959	4	4	24.234	4.055	65.88
25	42	John Spiers	K2	4	Ford Lotus Cortina			1			0.00

Cars 7 & 36 require working transponders - Regulation Q.12.2.1 refers.
A 30 second penalty will be applied if not working in the race.

Session Start: 12:10:39 - Finish: 12:25:42
Weather/Track Conditions: Cloud / Dry
Circuit: Brands Hatch Grand Prix Circuit
Track Length: 3.916 Km - 2.4330 miles

These results are provisional until the conclusion of any judicial and technical matters.

Clerk of the Course:	Timekeeper:	Issued at:
Julian Floyd	Nick Palmer	

MST

Printed : 01-07-2017 - 12:27

Full results available at www.mstworld.com. Email: timing@mstworld.com

Legends of Brands Hatch Superprix - 1 - 2 Jul 2017

HSCC/HRSR Historic Touring Cars

Qualifying for Race 7 - Sector Analysis

1	Simon Benoy (E)								Hillman Imp							
lap	Sect-1	Speed	Sect-2	Speed	Sect-3	Speed	Laptime	Pit	lap	Sect-1	Speed	Sect-2	Speed	Sect-3	Speed	Laptime	Pit
1	Out	80.5	51.982	69.0	28.223	102.8	2:00.521		5	35.448	82.3	51.789	79.2	27.332	102.2	1:54.569	
2	35.518	84.1	50.803	73.3	27.508	101.9	1:53.829		6	34.918	83.7	50.754	76.1	27.434	101.9	1:53.106	
3	34.895	84.9	50.840	72.3	27.587	101.6	1:53.322		7	35.152	83.5	51.037	74.5	27.594	101.9	1:53.783	
4	35.320	84.6	50.636	76.1	27.384	103.0	1:53.340		8	35.168	84.5	51.392	72.0	27.505	101.9	1:54.065	

3	Peter Hallford (K1)								Ford Mustang							
lap	Sect-1	Speed	Sect-2	Speed	Sect-3	Speed	Laptime	Pit	lap	Sect-1	Speed	Sect-2	Speed	Sect-3	Speed	Laptime	Pit
1	Out	83.0	51.578	77.1	26.432	117.5	1:58.079		5	36.655	86.5	49.982	76.6	27.276	104.4	1:53.913	
2	36.965	84.1	51.127	72.6	26.467	119.8	1:54.559		6	35.915	94.6	50.130	76.4	26.921	119.0	1:52.966	
3	35.618	91.1	49.715	74.6	26.483	116.9	1:51.816		7	35.199	88.6	49.336	73.9	26.249	120.2	1:50.784	
4	36.002	89.7	49.642	77.1	26.165	116.9	1:51.809		8								

6	Warren Briggs (K1)								Ford Mustang							
lap	Sect-1	Speed	Sect-2	Speed	Sect-3	Speed	Laptime	Pit	lap	Sect-1	Speed	Sect-2	Speed	Sect-3	Speed	Laptime	Pit
1	Out	82.8	50.621	73.5	26.372	120.2	1:56.361		5	36.547	84.0	56.085	59.9	29.504	119.8	2:02.136	
2	34.943	90.7	49.113	72.4	26.194	119.8	1:50.250		6	34.923	89.1	50.217	80.0	25.868	120.9	1:51.008	
3	34.487	91.4	48.935	78.6	26.004	120.4	1:49.426		7	34.592	91.9	49.015	79.3	25.829	120.2	1:49.436	
4	34.443	94.0	48.427	76.8	25.855	121.1	1:48.725		8								

7	Peter Chambers (K2)								Ford Lotus Cortina							
lap	Sect-1	Speed	Sect-2	Speed	Sect-3	Speed	Laptime	Pit	lap	Sect-1	Speed	Sect-2	Speed	Sect-3	Speed	Laptime	Pit
1							1:51.912		5							1:52.242	
2							1:50.668		6							1:51.862	
3							1:51.695		7							1:52.350	
4							1:53.322		8								

10	Jack Drury (K1)								Ford Falcon							
lap	Sect-1	Speed	Sect-2	Speed	Sect-3	Speed	Laptime	Pit	lap	Sect-1	Speed	Sect-2	Speed	Sect-3	Speed	Laptime	Pit
1	34.830		49.255	76.4	25.818	121.5	1:49.903		5	34.674		48.203	79.1	26.054	121.5	1:48.931	
2	34.588		49.436	79.1	25.822	121.5	1:49.846		6	34.758		48.625	78.4	25.803	122.2	1:49.186	
3	34.610		48.538	80.1	26.827	120.2	1:49.975		7	34.529		48.946	73.3	26.204	111.7	1:49.679	
4	37.384		50.724	77.5	26.436	121.5	1:54.544		8								

14	Jon Milicevic (K4)								Morris Mini Cooper							
lap	Sect-1	Speed	Sect-2	Speed	Sect-3	Speed	Laptime	Pit	lap	Sect-1	Speed	Sect-2	Speed	Sect-3	Speed	Laptime	Pit
1	Out	79.9	53.147	69.4	27.653	101.1	1:58.866		5	35.246	83.0	50.827	78.0	27.877	99.2	1:53.950	
2	35.302	83.2	50.727	77.2	27.437	101.1	1:53.466		6	35.256	83.0	50.936	73.7	28.528	102.0	1:54.720	
3	35.506	82.6	50.713	78.7	27.232	101.9	1:53.451		7	35.719	82.1	52.346	76.1	27.360	102.2	1:55.425	
4	35.439	83.2	51.513	79.5	27.289	102.2	1:54.241		8	35.468	81.7	51.259	77.8	27.440	102.2	1:54.167	

15	Mark Watts (K1)								Ford Mustang							
lap	Sect-1	Speed	Sect-2	Speed	Sect-3	Speed	Laptime	Pit	lap	Sect-1	Speed	Sect-2	Speed	Sect-3	Speed	Laptime	Pit
1	Out	81.2	53.240	64.3	27.695	113.5	2:04.850		5	36.301	82.3	51.472	59.4	28.392	116.7	1:56.165	
2	37.362	81.8	52.934	67.1	27.371	114.7	1:57.667		6	36.453	84.4	51.058	66.4	27.534	113.3	1:55.045	
3	36.931	73.8	51.350	73.8	26.919	117.5	1:55.200		7	35.966	85.7	50.728	71.0	26.547	116.9	1:53.241	
4	36.129		50.309	69.7	26.636	118.3	1:53.074		8	36.069	78.1	51.079	70.4	27.534	111.3	1:54.682	

17	Roger Ebdon (K3)								Morris Mini							
lap	Sect-1	Speed	Sect-2	Speed	Sect-3	Speed	Laptime	Pit	lap	Sect-1	Speed	Sect-2	Speed	Sect-3	Speed	Laptime	Pit
1	Out	69.6	59.903	62.5	30.247	94.4	2:15.592		5	36.602	80.4	53.221	76.6	29.121	100.8	1:58.944	
2	39.062	76.3	56.814	66.8	28.974	99.7	2:04.850		6	36.418	79.9	52.646	73.0	28.667	101.6	1:57.731	
3	37.070	67.5	55.510	71.6	29.033	98.3	2:01.613		7	37.012	78.8	53.653	76.0	28.746	100.3	1:59.411	
4	37.119	80.4	53.583	70.2	28.544	100.3	1:59.246		8								

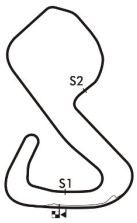

Session Start: 12:10:39 - Finish: 12:25:42
Weather/Track Conditions: Cloud / Dry
Circuit: Brands Hatch Grand Prix Circuit
Track Length: 3.916 Km - 2.4330 miles

MST

Full results available at www.mstworld.com. Email: timing@mstworld.com

Printed : 01-07-2017 - 12:33

Legends of Brands Hatch Superprix - 1 - 2 Jul 2017

HSCC/HRSR Historic Touring Cars

Qualifying for Race 7 - Sector Analysis

32 Richard Belcher (B) — Ford Lotus Cortina

lap	Sect-1	Speed	Sect-2	Speed	Sect-3	Speed	Laptime	Pit	lap	Sect-1	Speed	Sect-2	Speed	Sect-3	Speed	Laptime	Pit
1	Out	74.9	53.848	67.2	27.405	110.7	2:04.305		5	34.622	85.3	50.860	72.5	26.483	112.6	1:51.965	
2	35.674	82.5	50.053	74.6	26.603	112.6	1:52.330		6	34.793	87.2	50.190	71.8	27.802	97.2	1:52.785	
3	34.495	84.7	50.247	69.7	26.369	113.0	1:51.111		7	35.559	83.5	50.416	66.1	26.636	111.7	1:52.611	
4	34.679	86.4	49.713	75.5	26.420	113.0	1:50.812		8	35.032	86.9	49.690	76.9	26.687	107.9	1:51.409	

36 Jim Chapman (INV) — Chevrolet Corvair

lap	Sect-1	Speed	Sect-2	Speed	Sect-3	Speed	Laptime	Pit	lap	Sect-1	Speed	Sect-2	Speed	Sect-3	Speed	Laptime	Pit
1							2:13.734		3							2:20.627	
2							2:20.422		4							2:12.959	

38 Graeme Kersley (K2) — Ford Lotus Cortina

lap	Sect-1	Speed	Sect-2	Speed	Sect-3	Speed	Laptime	Pit	lap	Sect-1	Speed	Sect-2	Speed	Sect-3	Speed	Laptime	Pit
1	Out	67.3	59.624	64.6	30.246	102.0	2:13.083		5	38.698	74.0	55.062	64.7	28.902	104.4	2:02.662	
2	39.454	77.7	55.596	67.4	29.553	103.6	2:04.603		6	38.247	73.7	54.654	62.9	29.098	103.6	2:01.999	
3	38.733	57.6	56.987	50.1	29.859	104.4	2:05.579		7	38.921	73.7	54.598	63.5	28.750	103.7	2:02.269	
4	38.053	76.6	55.457	61.0	29.130	103.7	2:02.640		8								

42 John Spiers (K2) — Ford Lotus Cortina

lap	Sect-1	Speed	Sect-2	Speed	Sect-3	Speed	Laptime	Pit	lap	Sect-1	Speed	Sect-2	Speed	Sect-3	Speed	Laptime	Pit
1	Out	75.0	54.650	75.3	27.527	106.0	2:04.320		2								

44 Ben Winrow (K2) — Ford Lotus Cortina

lap	Sect-1	Speed	Sect-2	Speed	Sect-3	Speed	Laptime	Pit	lap	Sect-1	Speed	Sect-2	Speed	Sect-3	Speed	Laptime	Pit
1	Out	81.3	51.983	69.8	27.100	107.7	1:58.301		5	35.341	87.9	50.550	74.2	26.557	109.5	1:52.448	
2	35.018	86.7	50.106	75.6	26.494	109.3	1:51.618		6	35.098	88.8	49.429	75.6	26.691	110.0	1:51.218	
3	34.913	86.2	49.882	76.7	26.563	108.8	1:51.358		7	34.720	88.6	49.195	82.0	26.489	110.0	1:50.404	
4	34.533	88.5	50.058	76.8	26.962	109.1	1:51.553		8	34.542	88.0	50.986	54.2	27.263	109.5	1:52.791	

49 Peter Hore (C) — Ford Lotus Cortina

lap	Sect-1	Speed	Sect-2	Speed	Sect-3	Speed	Laptime	Pit	lap	Sect-1	Speed	Sect-2	Speed	Sect-3	Speed	Laptime	Pit
1	Out	81.0	53.053	69.2	28.391	100.8	2:02.662		5	36.539	85.2	51.369	72.8	27.994	107.9	1:55.902	
2	43.932	73.8	53.146	72.0	27.892	108.6	2:04.970		6	36.086	86.4	51.130	74.2	27.354	108.9	1:54.570	
3	36.642	85.3	53.387	70.5	28.011	107.2	1:58.040		7	36.016	86.7	50.942	75.6	27.663	108.9	1:54.621	
4	36.617	80.1	53.370	71.2	27.697	108.4	1:57.684		8	36.303	86.8	52.033	72.6	27.707	109.1	1:56.043	

55 Rob Wainwright (E) — Austin A40

lap	Sect-1	Speed	Sect-2	Speed	Sect-3	Speed	Laptime	Pit	lap	Sect-1	Speed	Sect-2	Speed	Sect-3	Speed	Laptime	Pit
1	Out	75.5	54.950	65.3	29.922	96.5	2:07.119		5	36.810	80.3	53.919	68.3	29.529	98.4	2:00.258	
2	38.793	77.7	53.403	69.4	30.123	97.2	2:02.319		6	36.566	80.5	51.684	72.3	28.501	99.2	1:56.751	
3	37.098	79.8	54.945	67.6	29.075	98.3	2:01.118		7	36.871	80.3	51.698	74.0	28.138	99.0	1:56.707	
4	37.600	80.4	52.280	70.0	28.284	98.3	1:58.164		8	37.403	80.8	53.754	70.1	29.476	97.2	2:00.633	

56 Michael Sheraton (I) — Ford Anglia

lap	Sect-1	Speed	Sect-2	Speed	Sect-3	Speed	Laptime	Pit	lap	Sect-1	Speed	Sect-2	Speed	Sect-3	Speed	Laptime	Pit
1	Out	69.8	59.073	66.9	30.330	91.9	2:13.637		4	38.816	71.4	57.191	67.2	29.894	93.5	2:05.901	
2	39.205	69.2	59.233	67.4	In		4:28.818	P	5	38.678	71.6	57.655	70.5	29.972	92.9	2:06.305	
3	Out	53.8	1:00.251	67.5	30.547	92.6	2:18.448		6	38.810	70.6	56.686	66.3	30.270	93.1	2:05.766	

61 Brian Webb (C) — Ford Anglia 105E

lap	Sect-1	Speed	Sect-2	Speed	Sect-3	Speed	Laptime	Pit	lap	Sect-1	Speed	Sect-2	Speed	Sect-3	Speed	Laptime	Pit
1	Out	61.3	1:00.573	59.5	30.070	99.3	2:17.940		5	38.965	76.2	55.652	73.3	28.956	100.0	2:03.573	
2	38.880	73.1	58.408	67.6	29.838	98.3	2:07.126		6	38.527	76.4	56.930	67.1	29.580	100.6	2:05.037	
3	39.491	72.6	56.988	62.8	29.898	99.2	2:06.377		7	38.077	77.0	55.836	67.9	29.590	98.1	2:03.503	
4	38.259	72.9	55.490	66.6	28.826	100.5	2:02.575		8								

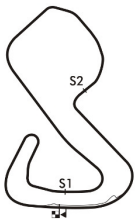

Session Start: 12:10:39 - Finish: 12:25:42
Weather/Track Conditions: Cloud / Dry
Circuit: Brands Hatch Grand Prix Circuit
Track Length: 3.916 Km - 2.4330 miles

MST

Full results available at www.mstworld.com. Email: timing@mstworld.com

Printed : 01-07-2017 - 12:33

Legends of Brands Hatch Superprix - 1 - 2 Jul 2017

HSCC/HRSR Historic Touring Cars

Qualifying for Race 7 - Sector Analysis

67 James Clarke (C) — Ford Lotus Cortina

lap	Sect-1	Speed	Sect-2	Speed	Sect-3	Speed	Laptime	Pit	lap	Sect-1	Speed	Sect-2	Speed	Sect-3	Speed	Laptime	Pit
1	Out	80.3	53.079	66.3	27.501	106.5	2:01.307		4	34.627	83.0	50.673	77.0	26.395	108.2	1:51.695	
2	35.394	85.7	50.676	73.8	26.715	107.6	1:52.785		5	34.725	87.2	49.403	70.0	44.814	89.2	2:08.942	
3	34.924	86.9	51.332	66.9	26.839	108.4	1:53.095		6								

68 John Marsden (D) — Austin Cooper S

lap	Sect-1	Speed	Sect-2	Speed	Sect-3	Speed	Laptime	Pit	lap	Sect-1	Speed	Sect-2	Speed	Sect-3	Speed	Laptime	Pit
1	Out	67.2	1:02.042	65.4	32.023	93.3	2:19.241		5	42.119	59.0	59.473	59.2	30.924	86.0	2:12.516	
2	40.739	66.6	1:02.507	65.6	31.243	94.6	2:14.489		6	39.801	75.6	59.737	63.1	32.155	92.6	2:11.693	
3	39.605	75.8	1:00.986	64.7	31.342	95.0	2:11.933		7	39.739	75.9	58.055	70.0	31.110	91.6	2:08.904	
4	40.351	69.8	1:01.971	52.9	31.644	95.4	2:13.966		8								

69 Bob Bullen (C) — Ford Anglia

lap	Sect-1	Speed	Sect-2	Speed	Sect-3	Speed	Laptime	Pit	lap	Sect-1	Speed	Sect-2	Speed	Sect-3	Speed	Laptime	Pit
1	36.141		50.527	78.2	27.095	106.7	1:53.763		5	34.767		49.650	76.9	26.686	109.3	1:51.103	
2	35.632		49.822	75.7	26.974	105.4	1:52.428		6	34.964		49.677	75.1	27.200	106.9	1:51.841	
3	34.785		50.581	76.2	26.753	108.2	1:52.119		7	34.650		49.637	74.2	26.817	107.4	1:51.104	
4	34.579		49.818	73.8	26.937	107.0	1:51.334		8								

94 Steven Platts (E) — Singer Chamois

lap	Sect-1	Speed	Sect-2	Speed	Sect-3	Speed	Laptime	Pit	lap	Sect-1	Speed	Sect-2	Speed	Sect-3	Speed	Laptime	Pit
1	Out	73.3	56.696	57.8	30.078	102.0	2:11.610		5	35.888	78.9	51.323	71.6	27.860	102.0	1:55.071	
2	36.605	81.5	51.600	75.6	27.587	103.0	1:55.792		6	36.793	72.1	53.338	69.1	28.609	101.2	1:58.740	
3	35.406		51.904	72.6	28.227	102.3	1:55.537		7	35.968	79.2	52.403	72.3	27.864	102.5	1:56.235	
4	35.813	80.3	52.216	72.3	27.983	102.5	1:56.012		8	35.683	79.8	53.686	69.1	28.988	87.0	1:58.357	

95 Shaun Hazlewood (E) — Hillman Imp

lap	Sect-1	Speed	Sect-2	Speed	Sect-3	Speed	Laptime	Pit	lap	Sect-1	Speed	Sect-2	Speed	Sect-3	Speed	Laptime	Pit
1	Out	74.1	54.602	63.1	28.899	98.4	2:07.046		5	37.476	78.1	53.625	69.2	28.673	98.6	1:59.774	
2	37.072	78.4	53.613	72.1	28.415	99.9	1:59.100		6	37.477	77.8	55.120	65.4	28.871	99.3	2:01.468	
3	37.085	78.7	53.215	73.9	28.290	99.7	1:58.590		7	37.257	78.3	52.562	74.0	28.220	100.2	1:58.039	
4	36.963	76.3	53.185	73.8	28.406	99.9	1:58.554		8	37.322	79.1	53.798	74.6	29.251	97.2	2:00.371	

97 David Heale (E) — Hillman Imp

lap	Sect-1	Speed	Sect-2	Speed	Sect-3	Speed	Laptime	Pit	lap	Sect-1	Speed	Sect-2	Speed	Sect-3	Speed	Laptime	Pit
1	Out	77.7	52.969	74.2	27.959	105.4	2:01.695		5	35.737	82.8	51.864	73.2	28.485	102.5	1:56.086	
2	36.931	73.3	54.278	73.1	27.590	106.5	1:58.799		6	35.676	83.5	51.455	72.9	28.554	97.4	1:55.685	
3	35.649	82.3	51.690	79.8	28.062	103.7	1:55.401		7	36.469	84.8	52.505	68.5	28.414	103.9	1:57.388	
4	35.542	84.2	51.442	82.3	28.274	103.3	1:55.258		8	36.574	75.3	52.932	75.3	28.062	102.5	1:57.568	

166 Rob Fenn (K1) — Ford Mustang

lap	Sect-1	Speed	Sect-2	Speed	Sect-3	Speed	Laptime	Pit	lap	Sect-1	Speed	Sect-2	Speed	Sect-3	Speed	Laptime	Pit
1	Out	72.6	56.291	66.7	29.917	96.0	2:10.529		5	35.300	84.6	50.698	73.5	26.682	118.1	1:52.680	
2	38.963	80.1	53.634	67.2	27.794	111.1	2:00.391		6	35.284	83.6	49.783	77.5	26.462	118.7	1:51.529	
3	38.920	61.5	58.665	60.9	33.185	114.3	2:10.770		7	34.955	87.8	49.916	73.8	26.268	115.7	1:51.139	
4	35.359	82.7	50.178	72.0	26.802	117.5	1:52.339		8								

176 Andrew Davenall (A) — Austin A105

lap	Sect-1	Speed	Sect-2	Speed	Sect-3	Speed	Laptime	Pit	lap	Sect-1	Speed	Sect-2	Speed	Sect-3	Speed	Laptime	Pit
1	Out	67.4	1:00.107	59.8	31.570	99.0	2:17.258		5	38.847	77.4	58.393	68.7	29.457	100.2	2:06.697	
2	41.543	66.9	59.087	66.9	30.937	96.3	2:11.567		6	38.922	76.3	57.045	63.1	30.507	101.2	2:06.474	
3	40.604	74.1	58.276	66.1	31.397	99.0	2:10.277		7	38.479	78.8	57.506	64.0	29.611	100.3	2:05.596	
4	41.081	72.9	59.009	65.7	29.773	99.5	2:09.863		8								

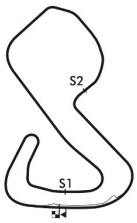

Session Start: 12:10:39 - Finish: 12:25:42
Weather/Track Conditions: Cloud / Dry
Circuit: Brands Hatch Grand Prix Circuit
Track Length: 3.916 Km - 2.4330 miles

MST

Legends of Brands Hatch Superprix - 1 - 2 Jul 2017

HSCC/HRSR Historic Touring Cars

Qualifying for Race 7 - Best Sector Times

	SECTOR 1			SECTOR 2			SECTOR 3		
	NO	TIME	LAP	NO	TIME	LAP	NO	TIME	LAP
1	6	34.443	4	10	48.203	5	10	25.803	6
2	32	34.495	3	6	48.427	4	6	25.829	7
3	10	34.529	7	44	49.195	7	3	26.165	4
4	44	34.533	4	3	49.336	7	166	26.268	7
5	69	34.579	4	67	49.403	5	32	26.369	3
6	67	34.627	4	69	49.637	7	67	26.395	4
7	1	34.895	3	32	49.690	8	44	26.489	7
8	166	34.955	7	166	49.783	6	15	26.547	7
9	3	35.199	7	15	50.309	4	69	26.686	5
10	14	35.246	5	1	50.636	4	14	27.232	3
11	94	35.406	3	14	50.713	3	1	27.332	5
12	97	35.542	4	49	50.942	7	49	27.354	6
13	15	35.966	7	94	51.323	5	42	27.527	1
14	49	36.016	7	97	51.442	4	94	27.587	2
15	17	36.418	6	55	51.684	6	97	27.590	2
16	55	36.566	6	95	52.562	7	55	28.138	7
17	42	36.870	2	17	52.646	6	95	28.220	7
18	95	36.963	4	38	54.598	7	17	28.544	4
19	38	38.053	4	42	54.650	1	38	28.750	7
20	61	38.077	7	61	55.490	4	61	28.826	4
21	176	38.479	7	56	56.686	6	176	29.457	5
22	56	38.678	5	176	57.045	6	56	29.894	4
23	68	39.605	3	68	58.055	7	68	30.924	5
24	7			7			7		
25	36			36			36		
26	47			47			47		

IDEAL / BEST LAP COMPARISON

NO	NAME	BEST	IN	IDEAL	DIFF
6	Warren Briggs	1:48.725	4	1:48.699	+0.026
10	Jack Drury	1:48.931	5	1:48.535	+0.396
44	Ben Winrow	1:50.404	7	1:50.217	+0.187
7	Peter Chambers	1:50.668	2		+
3	Peter Hallford	1:50.784	7	1:50.700	+0.084
32	Richard Belcher	1:50.812	4	1:50.554	+0.258
69	Bob Bullen	1:51.103	5	1:50.902	+0.201
166	Rob Fenn	1:51.139	7	1:51.006	+0.133
67	James Clarke	1:51.695	4	1:50.425	+1.270
15	Mark Watts	1:53.074	4	1:52.822	+0.252
1	Simon Benoy	1:53.106	6	1:52.863	+0.243
14	Jon Milicevic	1:53.451	3	1:53.191	+0.260
49	Peter Hore	1:54.570	6	1:54.312	+0.258
94	Steven Platts	1:55.071	5	1:54.316	+0.755
97	David Heale	1:55.258	4	1:54.574	+0.684
55	Rob Wainwright	1:56.707	7	1:56.388	+0.319
17	Roger Ebdon	1:57.731	6	1:57.608	+0.123
95	Shaun Hazlewood	1:58.039	7	1:57.745	+0.294
38	Graeme Kersley	2:01.999	6	2:01.401	+0.598
61	Brian Webb	2:02.575	4	2:02.393	+0.182
176	Andrew Davenall	2:05.596	7	2:04.981	+0.615
56	Michael Sheraton	2:05.766	6	2:05.258	+0.508
68	John Marsden	2:08.904	7	2:08.584	+0.320
36	Jim Chapman	2:12.959	4		+
42	John Spiers			1:59.047	3:55.728

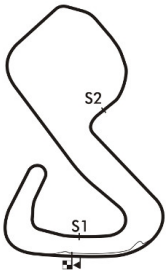

Session Start: 12:10:39 - Finish: 12:25:42
Weather/Track Conditions: Cloud / Dry
Circuit: Brands Hatch Grand Prix Circuit
Track Length: 3.916 Km - 2.4330 miles

Legends of Brands Hatch Superprix - 1 - 2 Jul 2017

HSCC/HRSR Historic Touring Cars

Qualifying for Race 7 - Best Sector Speeds

	NO	SECTOR 1	MPH	NO	SECTOR 2	MPH	NO	SECTOR 3	MPH
1	3	Peter Hallford	94.6	97	David Heale	82.3	10	Jack Drury	122.2
2	6	Warren Briggs	94.0	44	Ben Winrow	82.0	6	Warren Briggs	121.1
3	44	Ben Winrow	88.8	10	Jack Drury	80.1	3	Peter Hallford	120.2
4	166	Rob Fenn	87.8	6	Warren Briggs	80.0	166	Rob Fenn	118.7
5	32	Richard Belcher	87.2	14	Jon Milicevic	79.5	15	Mark Watts	118.3
6	67	James Clarke	87.2	1	Simon Benoy	79.2	32	Richard Belcher	113.0
7	49	Peter Hore	86.8	69	Bob Bullen	78.2	44	Ben Winrow	110.0
8	15	Mark Watts	85.7	166	Rob Fenn	77.5	69	Bob Bullen	109.3
9	1	Simon Benoy	84.9	3	Peter Hallford	77.1	49	Peter Hore	109.1
10	97	David Heale	84.8	67	James Clarke	77.0	67	James Clarke	108.4
11	14	Jon Milicevic	83.2	32	Richard Belcher	76.9	97	David Heale	106.5
12	94	Steven Platts	81.5	17	Roger Ebdon	76.6	42	John Spiers	106.0
13	55	Rob Wainw right	80.8	94	Steven Platts	75.6	38	Graeme Kersley	104.4
14	17	Roger Ebdon	80.4	49	Peter Hore	75.6	1	Simon Benoy	103.0
15	95	Shaun Hazlew ood	79.1	42	John Spiers	75.3	94	Steven Platts	103.0
16	176	Andrew Davenall	78.8	95	Shaun Hazlew ood	74.6	14	Jon Milicevic	102.2
17	38	Graeme Kersley	77.7	55	Rob Wainw right	74.0	17	Roger Ebdon	101.6
18	42	John Spiers	77.6	15	Mark Watts	73.8	176	Andrew Davenall	101.2
19	61	Brian Webb	77.0	61	Brian Webb	73.3	61	Brian Webb	100.6
20	68	John Marsden	75.9	56	Michael Sheraton	70.5	95	Shaun Hazlew ood	100.2
21	56	Michael Sheraton	71.6	68	John Marsden	70.0	55	Rob Wainw right	99.2
22	7	Peter Chambers	0.0	176	Andrew Davenall	68.7	68	John Marsden	95.4
23	10	Jack Drury	0.0	38	Graeme Kersley	67.4	56	Michael Sheraton	93.5
24	36	Jim Chapman	0.0	7	Peter Chambers	0.0	7	Peter Chambers	0.0
25	47	Nigel Cox	0.0	36	Jim Chapman	0.0	36	Jim Chapman	0.0
26	69	Bob Bullen	0.0	47	Nigel Cox	0.0	47	Nigel Cox	0.0

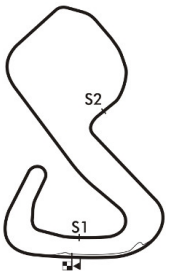

Session Start: 12:10:39 - Finish: 12:25:42
Weather/Track Conditions: Cloud / Dry
Circuit: Brands Hatch Grand Prix Circuit
Track Length: 3.916 Km - 2.4330 miles

Legends of Brands Hatch Superprix - 1 - 2 Jul 2017

HSCC/HRSR Historic Touring Cars

Race 7 - Starting Grid - AMENDED

Sheet No:

Start Time : 17:20 - Heat Duration : 20 Minutes

ROW							
13	25	42	John Spiers	26	47	Nigel Cox	
12	23	68	John Marsden	24	36	Jim Chapman	
11	21	176	Andrew Davenall	22	56	Michael Sheraton	
10	19	38	Graeme Kersley	20	61	Brian Webb	
9	17	17	Roger Ebdon	18	95	Shaun Hazlewood	
8	15	97	David Heale	16	55	Rob Wainwright	
7	13	49	Peter Hore	14	94	Steven Platts	
6	11	1	Simon Benoy	12	14	Jon Milicevic	
5	9	67	James Clarke	10	15	Mark Watts	
4	7	69	Bob Bullen	8	166	Rob Fenn	
3	5	3	Peter Hallford	6	32	Richard Belcher	
2	3	44	Ben Winrow	4	7	Peter Chambers	
1	1	6	Warren Briggs	2	10	Jack Drury	

Pole Right

Car 47 allowed to start from back of grid.

Circuit: Brands Hatch Grand Prix Circuit
Track Length: 3.916 Km - 2.4330 miles

These results are provisional until the conclusion of any judicial and technical matters.

Clerk of the Course:	Timekeeper:	Issued at:
Julian Floyd	Nick Palmer	

MST

Printed : 01-07-2017 - 13:16

Full results available at www.mstworld.com. Email: timing@mstworld.com

Legends of Brands Hatch Superprix - 1 - 2 Jul 2017

HSCC Historic Formula Ford with Avon Tyres, Radio Caroline & Titan Historic Racing

Race 1 - Classification

Sheet No:

POS	NO	DRIVER/S	CLASS	CLASS POS	CAR MAKE / MODEL	TIME	LAPS	GAP	DIFF	MPH	BEST	ON
1	73	Ed Thurston		1	Elden Mk8	20:18.645	12	-- 12 laps		86.25	1:40.383	6
2	58	Michael Grant Peterkin		2	Brabham BT21	20:28.292	12	9.647	9.647	85.57	1:40.850	5
3	36	Rob Smith	OF	1	Merlyn Mk20	20:28.584	12	9.939	0.292	85.54	1:41.355	3
4	13	Stuart Kestenbaum	OF	2	Crossle 16F	20:34.902	12	16.257	6.318	85.11	1:40.155	5
5	21	Ross Drybrough		3	Merlyn Mk20AS	20:41.196	12	22.551	6.294	84.68	1:41.147	11
6	17	Brian Morris	OF	3	Lola T202	20:41.242	12	22.597	0.046	84.67	1:41.692	4
7	56	Roland Svensson	OF	4	Merlyn Mk17	20:51.355	12	32.710	10.113	83.99	1:42.773	3
8	22	Tim Brise	OF	5	Merlyn Mk20	20:52.679	12	34.034	1.324	83.90	1:42.790	2
9	75	Daniel Pickett		4	Merlyn Mk20	20:59.154	12	40.509	6.475	83.47	1:42.933	9
10	72	Alistair Littlewood		5	Merlyn Mk20A	20:59.203	12	40.558	0.049	83.47	1:43.053	9
11	77	Chris Sharples	OF	6	Palliser WDF1	21:00.185	12	41.540	0.982	83.40	1:42.500	3
12	14	Neil Shinner	OF	7	Merlyn Mk20	21:02.544	12	43.899	2.359	83.25	1:41.473	6
13	20	Kevin Stanzl	OF	8	Crossle 20F	21:03.774	12	45.129	1.230	83.16	1:43.083	9
14	49	Harvey Sykes		6	Crossle 20F	21:04.109	12	45.464	0.335	83.14	1:43.192	4
15	66	Andrew Wiggins	OF	9	Titan Mk6	21:15.986	12	57.341	11.877	82.37	1:44.315	3
16	7	Robs Lamplough		7	Winkelmann WDF2	21:16.912	12	58.267	0.926	82.31	1:44.447	7
17	35	Michael Rasper		8	Merlyn Mk11A	21:17.041	12	58.396	0.129	82.30	1:43.377	6
18	82	Lee Penson		9	Lotus 51A	21:17.254	12	58.609	0.213	82.29	1:44.654	10
19	27	Dick Dixon	OF	10	Lotus 61	21:17.360	12	58.715	0.106	82.28	1:44.237	3
20	87	Ian Jeary		10	Elden Mk8	21:17.571	12	58.926	0.211	82.27	1:44.119	9
21	46	Stuart Dix	OF	11	Cooper Chinook	21:24.366	12	1:05.721	6.795	81.83	1:44.193	10
22	122	Chris Williams		11	Caldwell D9	21:25.291	12	1:06.646	0.925	81.77	1:45.069	8
23	81	James Lovett		12	Lola T200	21:26.222	12	1:07.577	0.931	81.71	1:44.378	7
24	47	Louis Hanjoul	OF	12	Elden Mk8/10	21:30.003	12	1:11.358	3.781	81.47	1:43.657	7
25	19	Stephen King	OF	13	Macon MR8	21:33.455	12	1:14.810	3.452	81.26	1:44.856	10
26	93	Rudolf Ernst	OF	14	Titan Mk6	21:47.015	12	1:28.370	13.560	80.41	1:45.908	9
27	32	Nigel Adams	OF	15	Lotus 61	22:02.384	12	1:43.739	15.369	79.48	1:47.205	6
28	114	Phil Nelson		13	Hawke DL2B	22:02.830	12	1:44.185	0.446	79.45	1:46.916	6
29	41	Paul Unsworth	OF	16	Palliser WDF3	20:23.279	11	-- 11 laps	10.197	78.76	1:46.208	9
30	71	Alan Cook	OF	17	Mallock Mk9	20:34.314	11	11.035	11.035	78.06	1:48.737	8
31	18	Bill Cowing	OF	18	Ginetta G18B	21:05.311	11	42.032	30.997	76.14	1:52.332	3
32	2	Alison Langridge	N	1	Lotus 61	21:30.011	11	1:06.732	24.700	74.68	1:54.211	11
33	177	Peter Hannam	OF	19	Nike Mk6	21:54.303	11	1:31.024	24.292	73.30	1:45.946	6
34	31	John Emery	N	2	Lola T200	20:18.853	10	-- 10 laps	30.960	71.86	1:57.683	5
					NOT CLASSIFIED							
DNF	88	Chris Stuart	OF		Elden Mk8	19:12.376	11	-- 11 laps		83.61	1:42.875	4
DNF	8	Andrew Mansell	OF		Merlyn Mk11A	19:12.646	11	0.270	0.270	83.59	1:42.734	9
DNF	39	Michael Richings	OF		Alexis Mk15	5:49.084	3	-- 3 laps --	28.498	75.27	1:50.642	3
DNF	26	John Slack	OF		Lola T200	5:51.084	3	2.000	2.000	74.84	1:48.418	3

Session Start: 13:28:07 - Finish: 13:48:21
Weather/Track Conditions: Bright / Dry
Circuit: Brands Hatch Grand Prix Circuit
Track Length: 3.916 Km - 2.4330 miles

These results are provisional until the conclusion of any judicial and technical matters.

Clerk of the Course:	Timekeeper:	Issued at:
Julian Floyd	Nick Palmer	

Legends of Brands Hatch Superprix - 1 - 2 Jul 2017

HSCC Historic Formula Ford with Avon Tyres, Radio Caroline & Titan Historic Racing

Race 1 - Classification

Sheet No:

---------- FASTEST LAP SUMMARY ----------

NO	DRIVER/S	CLASS	CAR MAKE / MODEL	FASTEST LAP	ON	MPH
13	Stuart Kestenbaum	OF	Crossle 16F	1:40.155	5	87.45
73	Ed Thurston		Elden Mk8	1:40.383	6	87.25
2	Alison Langridge	N	Lotus 61	1:54.211	11	76.69

Session Start: 13:28:07 - Finish: 13:48:21
Weather/Track Conditions: Bright / Dry
Circuit: Brands Hatch Grand Prix Circuit
Track Length: 3.916 Km - 2.4330 miles

These results are provisional until the conclusion of any judicial and technical matters.

Clerk of the Course:	Timekeeper:	Issued at:
Julian Floyd	Nick Palmer	

Legends of Brands Hatch Superprix - 1 - 2 Jul 2017

HSCC Historic Formula Ford with Avon Tyres, Radio Caroline & Titan Historic Racing

Race 1 - Sector Analysis

2	Alison Langridge (N)								Lotus 61							
lap	Sect-1	Speed	Sect-2	Speed	Sect-3	Speed	Laptime	Pit	lap	Sect-1	Speed	Sect-2	Speed	Sect-3	Speed	Laptime	Pit
1		85.1	53.083	76.3	27.741	106.5	2:11.558		7	36.711	82.1	51.433	78.0	27.057	103.9	1:55.201	
2	36.517	85.6	53.132	73.1	27.783	105.4	1:57.432		8	35.297	86.9	52.372	77.1	28.069	99.0	1:55.738	
3	36.243	81.9	52.603	76.6	27.586	105.7	1:56.432		9	37.434	88.1	50.847	76.2	27.720	102.6	1:56.001	
4	36.079	73.0	53.495	76.8	27.692	105.0	1:57.266		10	35.437	85.1	53.351	79.2	27.358	105.5	1:56.146	
5	35.675	85.3	52.080	73.7	27.377	106.0	1:55.132		11	36.129	85.4	51.056	76.7	27.026	105.4	1:54.211	
6	35.852	84.8	51.484	75.7	27.558	98.4	1:54.894		12								

7	Robs Lamplough ( )								Winkelmann WDF2							
lap	Sect-1	Speed	Sect-2	Speed	Sect-3	Speed	Laptime	Pit	lap	Sect-1	Speed	Sect-2	Speed	Sect-3	Speed	Laptime	Pit
1		86.8	47.860	81.9	25.530	110.4	1:56.959		7	32.335	92.6	46.857	79.6	25.255	108.9	1:44.447	
2	32.928	90.5	47.306	81.5	25.717	110.2	1:45.951		8	32.361	91.4	47.216	78.4	26.273	108.6	1:45.850	
3	32.593	91.2	46.831	78.8	25.805	109.3	1:45.229		9	32.914	91.0	47.020	75.4	25.238	108.4	1:45.172	
4	32.713	85.1	46.623	82.9	25.485	110.9	1:44.821		10	32.885	92.6	46.541	79.0	25.309	110.0	1:44.735	
5	32.485	88.5	47.162	80.0	26.140	111.7	1:45.787		11	33.496	90.6	47.638	77.3	25.321	109.1	1:46.455	
6	32.731	91.2	46.975	76.7	25.389	110.7	1:45.095		12	32.971	91.1	47.779	80.7	25.661	108.1	1:46.411	

8	Andrew Mansell (OF)								Merlyn Mk11A							
lap	Sect-1	Speed	Sect-2	Speed	Sect-3	Speed	Laptime	Pit	lap	Sect-1	Speed	Sect-2	Speed	Sect-3	Speed	Laptime	Pit
1		86.9	46.931	82.3	24.834	110.4	1:52.808		7	33.368	90.9	45.934	76.9	25.208	110.6	1:44.510	
2	32.866	90.3	45.851	87.5	25.075	112.2	1:43.792		8	32.961	90.6	48.057	84.2	24.700	113.2	1:45.718	
3	32.833	89.8	46.185	84.0	24.968	112.0	1:43.986		9	32.257	90.9	46.024	81.0	24.453	113.7	1:42.734	
4	32.851	90.3	45.733	89.7	25.204	113.9	1:43.788		10	32.510	83.1	47.366	81.6	24.569	111.5	1:44.445	
5	32.936	91.6	45.404	81.8	24.961	112.0	1:43.301		11	32.452	89.7	46.719	87.5	24.441	114.5	1:43.612	
6	32.448	90.9	46.584	81.6	24.920	114.1	1:43.952		12								

13	Stuart Kestenbaum (OF)								Crossle 16F							
lap	Sect-1	Speed	Sect-2	Speed	Sect-3	Speed	Laptime	Pit	lap	Sect-1	Speed	Sect-2	Speed	Sect-3	Speed	Laptime	Pit
1		91.6	45.791	82.8	24.759	112.4	1:48.745		7	31.373	90.0	45.326	83.5	24.840	111.3	1:41.539	
2	32.111	92.6	45.883	88.3	24.747	111.8	1:42.741		8	31.706	90.7	45.363	87.3	24.415	110.9	1:41.484	
3	31.931	93.4	45.003	86.6	24.606	115.1	1:41.540		9	31.336	92.6	45.390	88.0	25.102	107.2	1:41.828	
4	31.820	91.9	45.472	88.0	24.414	111.1	1:41.706		10	32.251	92.6	45.574	87.6	24.534	111.1	1:42.359	
5	31.228	93.1	44.819	88.5	24.108	114.9	1:40.155		11	39.237	90.6	45.736	88.8	24.673	110.7	1:49.646	
6	31.579	91.9	45.206	86.5	24.453	111.8	1:41.238		12	31.567	92.4	45.611	86.7	24.743	110.4	1:41.921	

14	Neil Shinner (OF)								Merlyn Mk20							
lap	Sect-1	Speed	Sect-2	Speed	Sect-3	Speed	Laptime	Pit	lap	Sect-1	Speed	Sect-2	Speed	Sect-3	Speed	Laptime	Pit
1		91.9	45.890	85.3	24.520	113.2	1:49.038		7	32.621	93.5	46.227	79.8	25.115	114.3	1:43.963	
2	31.950	90.6	46.002	82.8	24.585	110.9	1:42.537		8	32.426	92.0	46.559	87.9	25.024	111.1	1:44.009	
3	32.055	94.0	45.360	85.3	24.223	116.5	1:41.638		9	31.831	92.5	45.699	85.7	24.791	111.1	1:42.321	
4	32.141	93.4	45.411	84.1	24.312	117.3	1:41.864		10	32.179	92.6	45.851	86.2	24.448	111.3	1:42.478	
5	45.410	92.2	45.456	83.9	24.352	116.7	1:55.218		11	31.992	92.6	46.234	76.3	24.780	112.4	1:43.006	
6	31.825	93.6	45.373	86.9	24.275	117.3	1:41.473		12	32.349	93.8	57.461	79.4	25.189	112.8	1:54.999	

17	Brian Morris (OF)								Lola T202							
lap	Sect-1	Speed	Sect-2	Speed	Sect-3	Speed	Laptime	Pit	lap	Sect-1	Speed	Sect-2	Speed	Sect-3	Speed	Laptime	Pit
1		88.5	46.553	80.3	24.534	111.7	1:49.521		7	32.124	90.6	46.669	85.0	24.934	108.9	1:43.727	
2	31.865	90.5	45.885	78.0	24.792	110.0	1:42.542		8	32.025	90.9	45.839	80.3	24.957	108.4	1:42.821	
3	32.154	91.9	45.485	82.1	24.906	110.4	1:42.545		9	32.116	90.3	46.085	82.3	24.940	109.1	1:43.141	
4	31.689	91.5	45.367	82.6	24.636	110.9	1:41.692		10	32.487	89.9	46.941	79.3	25.245	108.4	1:44.673	
5	32.229	91.1	45.715	81.7	24.847	109.1	1:42.791		11	32.095	90.3	45.752	87.6	24.802	110.4	1:42.649	
6	31.938	90.5	45.865	81.8	24.829	109.3	1:42.632		12	32.293	90.6	45.674	88.7	24.541	108.9	1:42.508	

18	Bill Cowing (OF)								Ginetta G18B							
lap	Sect-1	Speed	Sect-2	Speed	Sect-3	Speed	Laptime	Pit	lap	Sect-1	Speed	Sect-2	Speed	Sect-3	Speed	Laptime	Pit
1		82.6	52.861	67.2	26.984	106.4	2:07.873		7	34.513	85.9	51.553	75.6	26.627	105.9	1:52.693	
2	36.176	86.7	51.947	75.0	27.628	107.0	1:55.751		8	34.442	87.6	53.202	77.6	26.700	105.9	1:54.344	
3	34.296	88.5	51.379	77.8	26.657	106.0	1:52.332		9	34.417	86.0	50.992	70.5	26.984	105.4	1:52.393	
4	34.844	86.9	52.479	78.0	26.883	105.5	1:54.206		10	34.952	84.0	51.436	80.8	26.483	105.9	1:52.871	
5	35.086	87.4	52.858	77.5	26.860	105.4	1:54.804		11	34.131	88.6	52.360	74.3	28.192	107.7	1:54.683	
6	35.055	87.9	51.460	76.2	26.846	105.0	1:53.361		12								

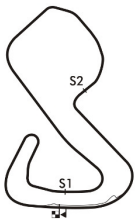

Session Start: 13:28:07 - Finish: 13:48:21
Weather/Track Conditions: Bright / Dry
Circuit: Brands Hatch Grand Prix Circuit
Track Length: 3.916 Km - 2.4330 miles

MST

Full results available at www.mstworld.com. Email: timing@mstworld.com

Printed : 01-07-2017 - 13:59

Legends of Brands Hatch Superprix - 1 - 2 Jul 2017

HSCC Historic Formula Ford with Avon Tyres, Radio Caroline & Titan Historic Racing

Race 1 - Sector Analysis

19	Stephen King (OF)								Macon MR8							
lap	Sect-1	Speed	Sect-2	Speed	Sect-3	Speed	Laptime	Pit	lap	Sect-1	Speed	Sect-2	Speed	Sect-3	Speed	Laptime	Pit
1		88.4	48.314	75.6	25.577	111.3	2:00.350		7	32.573	88.5	47.093	79.4	25.404	108.9	1:45.070	
2	40.665	89.9	48.060	78.8	25.422	110.0	1:54.147		8	32.614	88.4	46.858	78.6	25.483	108.4	1:44.955	
3	33.476	89.5	47.038	81.8	25.119	111.5	1:45.633		9	32.642	88.7	47.892	73.4	25.491	108.6	1:46.025	
4	33.248	88.6	47.975	78.4	25.423	109.7	1:46.646		10	32.674	88.4	47.022	81.2	25.160	108.2	1:44.856	
5	32.980	89.1	52.033	77.0	25.275	108.2	1:50.288		11	32.637	89.8	46.860	77.5	25.496	108.4	1:44.993	
6	32.796	89.5	47.146	79.6	25.303	108.1	1:45.245		12	33.067	89.7	46.679	79.3	25.501	109.1	1:45.247	

20	Kevin Stanzl (OF)								Crossle 20F							
lap	Sect-1	Speed	Sect-2	Speed	Sect-3	Speed	Laptime	Pit	lap	Sect-1	Speed	Sect-2	Speed	Sect-3	Speed	Laptime	Pit
1		90.1	47.610	79.9	25.295	112.6	1:54.968		7	32.517	90.7	46.037	82.7	24.859	112.2	1:43.413	
2	32.929	90.0	46.551	80.6	25.077	111.8	1:44.557		8	32.514	90.7	46.574	80.5	25.012	112.8	1:44.100	
3	32.636	91.7	46.244	83.7	24.914	111.7	1:43.794		9	32.087	92.2	46.008	83.8	24.988	111.8	1:43.083	
4	32.521	91.7	46.141	84.3	24.951	111.7	1:43.613		10	32.722	92.1	46.795	82.0	25.324	113.3	1:44.841	
5	32.430	92.0	46.004	84.6	24.852	113.2	1:43.286		11	32.179	93.1	47.113	79.8	25.068	110.9	1:44.360	
6	33.011	93.1	46.962	82.4	24.977	111.8	1:44.950		12	33.834	89.3	48.492	75.6	26.483	111.8	1:48.809	

21	Ross Drybrough ( )								Merlyn Mk20AS							
lap	Sect-1	Speed	Sect-2	Speed	Sect-3	Speed	Laptime	Pit	lap	Sect-1	Speed	Sect-2	Speed	Sect-3	Speed	Laptime	Pit
1		89.5	46.534	78.3	24.937	111.7	1:51.415		7	32.051	93.1	46.566	79.5	24.847	113.5	1:43.464	
2	32.596	92.5	45.728	77.6	24.910	113.5	1:43.234		8	32.134	92.1	45.421	84.7	24.621	111.5	1:42.176	
3	32.449	93.0	45.665	83.0	25.110	111.8	1:43.224		9	31.786	92.9	45.596	81.9	24.548	111.7	1:41.930	
4	32.581	89.9	45.859	82.3	24.993	110.4	1:43.433		10	32.261	93.0	45.545	86.0	25.073	110.9	1:42.879	
5	32.107	93.1	46.805	79.9	24.771	114.9	1:43.683		11	31.585	93.1	45.130	85.6	24.432	113.0	1:41.147	
6	32.029	90.1	45.527	83.3	24.595	112.2	1:42.151		12	32.327	93.4	45.904	85.1	24.229	113.0	1:42.460	

22	Tim Brise (OF)								Merlyn Mk20							
lap	Sect-1	Speed	Sect-2	Speed	Sect-3	Speed	Laptime	Pit	lap	Sect-1	Speed	Sect-2	Speed	Sect-3	Speed	Laptime	Pit
1		90.6	46.489	77.5	24.832	111.3	1:51.515		7	31.936	92.1	45.993	74.5	24.863	113.9	1:42.792	
2	32.196	92.4	45.660	83.1	24.934	112.0	1:42.790		8	32.530	92.6	46.575	86.2	25.137	110.2	1:44.242	
3	32.097	93.4	46.062	83.0	25.158	109.8	1:43.317		9	32.355	91.0	46.562	87.6	25.332	110.9	1:44.249	
4	32.105	91.4	46.057	87.3	25.556	110.9	1:43.718		10	33.040	91.0	45.802	85.6	24.887	110.9	1:43.729	
5	32.058	91.0	46.540	85.1	24.896	110.7	1:43.494		11	32.299	93.1	46.576	85.1	25.329	110.2	1:44.204	
6	32.310	88.6	45.959	85.9	24.916	111.7	1:43.185		12	32.589	92.1	47.628	87.6	25.227	110.2	1:45.444	

26	John Slack (OF)								Lola T200							
lap	Sect-1	Speed	Sect-2	Speed	Sect-3	Speed	Laptime	Pit	lap	Sect-1	Speed	Sect-2	Speed	Sect-3	Speed	Laptime	Pit
1		89.5	48.147	79.1	25.416	112.0	1:58.647		3	33.784	89.8	47.748	75.6	26.886	90.0	1:48.418	
2	47.445	90.3	49.941	80.5	26.633	109.1	2:04.019		4								

27	Dick Dixon (OF)								Lotus 61							
lap	Sect-1	Speed	Sect-2	Speed	Sect-3	Speed	Laptime	Pit	lap	Sect-1	Speed	Sect-2	Speed	Sect-3	Speed	Laptime	Pit
1		83.3	47.688	72.2	25.208	110.9	1:56.026		7	32.870	90.1	47.450	77.8	25.494	108.4	1:45.814	
2	33.339	90.1	47.129	77.4	25.178	111.3	1:45.646		8	32.550	90.9	47.124	68.2	25.596	113.0	1:45.270	
3	32.686	90.6	46.615	77.6	24.936	111.3	1:44.237		9	32.701	92.7	47.511	78.1	24.990	112.8	1:45.202	
4	33.031	90.5	47.729	75.2	25.316	113.0	1:46.076		10	32.486	90.1	47.152	81.3	24.852	112.2	1:44.490	
5	33.204	89.7	46.678	76.5	26.267	110.0	1:46.149		11	33.478	90.6	48.203	73.4	25.104	111.3	1:46.785	
6	32.847	90.5	47.696	75.1	25.209	110.6	1:45.752		12	33.529	88.0	46.975	74.6	25.409	111.1	1:45.913	

31	John Emery (N)								Lola T200							
lap	Sect-1	Speed	Sect-2	Speed	Sect-3	Speed	Laptime	Pit	lap	Sect-1	Speed	Sect-2	Speed	Sect-3	Speed	Laptime	Pit
1		78.2	54.768	66.9	28.504	101.9	2:15.373		6	37.123	70.3	56.375	73.2	29.397	100.0	2:02.895	
2	36.578	81.1	54.134	71.3	28.603	102.0	1:59.315		7	39.903	80.0	54.453	56.6	31.444	101.2	2:05.800	
3	36.093	80.8	54.113	69.5	28.555	102.2	1:58.761		8	38.440	79.5	55.486	59.2	28.286	101.4	2:02.212	
4	36.580	69.3	54.903	71.0	28.212	102.0	1:59.695		9	36.371	78.7	53.947	73.4	28.076	102.3	1:58.394	
5	36.250	82.2	53.530	72.2	27.903	101.1	1:57.683		10	36.638	74.4	54.180	73.0	27.907	100.3	1:58.725	

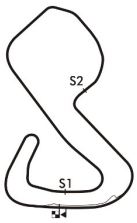

Session Start: 13:28:07 - Finish: 13:48:21
Weather/Track Conditions: Bright / Dry
Circuit: Brands Hatch Grand Prix Circuit
Track Length: 3.916 Km - 2.4330 miles

MST

Full results available at www.mstworld.com. Email: timing@mstworld.com

Printed : 01-07-2017 - 14:00

Legends of Brands Hatch Superprix - 1 - 2 Jul 2017

HSCC Historic Formula Ford with Avon Tyres, Radio Caroline & Titan Historic Racing

Race 1 - Sector Analysis

32	Nigel Adams (OF)								Lotus 61							
lap	Sect-1	Speed	Sect-2	Speed	Sect-3	Speed	Laptime	Pit	lap	Sect-1	Speed	Sect-2	Speed	Sect-3	Speed	Laptime	Pit
1		84.8	51.516	80.6	25.544	110.6	2:05.483		7	33.443	89.1	48.488	78.6	25.730	108.6	1:47.661	
2	34.616	89.4	49.715	78.7	25.656	110.2	1:49.987		8	34.018	88.9	48.879	80.0	26.700	107.4	1:49.597	
3	33.151	91.9	49.822	84.0	25.405	109.7	1:48.378		9	34.453	88.2	48.573	79.6	26.422	107.6	1:49.448	
4	33.591	89.9	48.546	76.2	25.861	109.1	1:47.998		10	33.436	87.8	48.314	81.9	25.944	108.4	1:47.694	
5	33.922	89.1	49.822	78.5	25.676	108.9	1:49.420		11	34.031	88.6	49.600	76.7	26.022	107.2	1:49.653	
6	33.291	91.4	48.079	78.4	25.835	108.9	1:47.205		12	34.888	84.0	49.182	78.9	25.790	105.0	1:49.860	

35	Michael Rasper ( )								Merlyn Mk11A							
lap	Sect-1	Speed	Sect-2	Speed	Sect-3	Speed	Laptime	Pit	lap	Sect-1	Speed	Sect-2	Speed	Sect-3	Speed	Laptime	Pit
1		90.5	48.386	76.8	25.459	110.7	1:58.385		7	33.316	92.2	47.267	74.9	25.065	110.9	1:45.648	
2	32.901	90.5	47.731	73.6	25.528	110.9	1:46.160		8	32.105	92.5	47.116	66.5	25.673	114.1	1:44.894	
3	33.332	89.5	48.145	75.9	25.472	112.8	1:46.949		9	32.781	93.3	47.513	77.3	24.872	113.3	1:45.166	
4	32.959	91.4	46.228	78.8	25.319	110.7	1:44.506		10	32.707	93.8	47.580	79.8	24.629	114.9	1:44.916	
5	32.554	90.5	46.804	76.2	25.351	110.6	1:44.709		11	32.958	87.4	47.958	84.4	24.902	112.6	1:45.818	
6	32.226	91.7	46.337	72.3	24.814	114.9	1:43.377		12	33.333	93.1	47.639	79.1	25.541	113.3	1:46.513	

36	Rob Smith (OF)								Merlyn Mk20							
lap	Sect-1	Speed	Sect-2	Speed	Sect-3	Speed	Laptime	Pit	lap	Sect-1	Speed	Sect-2	Speed	Sect-3	Speed	Laptime	Pit
1		90.6	45.880	81.1	24.658	112.8	1:48.395		7	31.694	92.6	44.947	83.0	24.810	114.7	1:41.451	
2	32.183	92.4	45.421	87.7	24.654	110.4	1:42.258		8	31.989	93.0	45.522	90.6	24.241	112.8	1:41.752	
3	32.008	91.1	44.928	87.6	24.419	110.6	1:41.355		9	31.533	92.2	45.257	83.8	24.586	110.0	1:41.376	
4	31.931	91.6	45.031	86.5	24.460	111.1	1:41.422		10	32.039	91.7	46.121	87.1	24.365	114.1	1:42.525	
5	31.686	92.1	45.094	85.3	24.577	110.7	1:41.357		11	32.493	90.9	45.910	84.4	24.436	114.1	1:42.839	
6	32.246	91.6	44.988	86.7	24.328	114.3	1:41.562		12	32.028	92.5	45.619	79.1	24.645	112.4	1:42.292	

39	Michael Richings (OF)								Alexis Mk15							
lap	Sect-1	Speed	Sect-2	Speed	Sect-3	Speed	Laptime	Pit	lap	Sect-1	Speed	Sect-2	Speed	Sect-3	Speed	Laptime	Pit
1		88.2	51.272	70.3	26.528	108.1	2:07.234		3	34.508	85.9	49.988	72.0	26.146	107.2	1:50.642	
2	35.384	85.7	49.668	77.8	26.156	108.9	1:51.208		4								

41	Paul Unsworth (OF)								Palliser WDF3							
lap	Sect-1	Speed	Sect-2	Speed	Sect-3	Speed	Laptime	Pit	lap	Sect-1	Speed	Sect-2	Speed	Sect-3	Speed	Laptime	Pit
1		86.1	50.278	73.8	26.063	109.5	2:03.486		7	33.828	87.2	48.779	71.4	26.095	106.7	1:48.702	
2	35.338	88.8	48.362	75.7	25.823	109.1	1:49.523		8	33.220	88.4	47.850	76.2	25.668	106.7	1:46.738	
3	33.298	90.3	47.753	76.6	25.480	109.7	1:46.531		9	32.873	89.2	47.903	77.6	25.432	106.5	1:46.208	
4	33.691	88.0	47.543	79.6	25.310	108.8	1:46.544		10	33.395	88.8	48.587	77.6	26.225	106.5	1:48.207	
5	33.546	89.4	1:10.707	74.6	26.178	107.6	2:10.431		11	33.541	87.9	47.940	77.9	25.488	107.7	1:46.969	
6	34.238	83.1	49.042	73.5	26.660	106.4	1:49.940		12								

46	Stuart Dix (OF)								Cooper Chinook							
lap	Sect-1	Speed	Sect-2	Speed	Sect-3	Speed	Laptime	Pit	lap	Sect-1	Speed	Sect-2	Speed	Sect-3	Speed	Laptime	Pit
1		86.9	49.956	81.2	25.677	108.1	2:02.029		7	32.478	90.7	46.782	82.5	25.090	110.7	1:44.350	
2	34.087	89.7	49.159	78.4	25.548	107.9	1:48.794		8	33.417	90.9	47.019	79.4	25.154	110.4	1:45.590	
3	33.094	90.0	48.008	77.9	26.147	106.4	1:47.249		9	32.944	90.5	47.065	80.7	24.827	110.9	1:44.836	
4	32.696	89.9	48.134	83.4	25.157	109.8	1:45.987		10	32.576	91.2	46.702	84.8	24.915	108.6	1:44.193	
5	32.974	91.0	47.631	81.8	25.095	109.8	1:45.700		11	32.399	91.7	46.783	82.3	25.047	110.2	1:44.229	
6	32.584	91.2	46.650	80.7	25.037	110.4	1:44.271		12	35.024	88.8	46.960	82.8	25.154	107.2	1:47.138	

47	Louis Hanjoul (OF)								Elden Mk8/10							
lap	Sect-1	Speed	Sect-2	Speed	Sect-3	Speed	Laptime	Pit	lap	Sect-1	Speed	Sect-2	Speed	Sect-3	Speed	Laptime	Pit
1		87.0	49.574	76.4	26.144	109.7	2:03.723		7	32.014	90.7	46.324	83.0	25.319	110.7	1:43.657	
2	34.489	90.5	48.247	85.8	25.330	110.4	1:48.066		8	41.270	89.2	46.386	86.5	25.000	108.8	1:52.656	
3	32.658	89.9	48.203	80.4	25.559	109.3	1:46.420		9	32.117	83.0	47.703	82.1	25.295	108.6	1:45.115	
4	33.091	91.0	47.211	84.2	25.174	111.5	1:45.476		10	32.358	89.9	47.393	82.4	25.101	108.8	1:44.852	
5	32.323	90.5	47.175	82.6	24.979	109.3	1:44.477		11	32.396	90.7	47.108	77.3	25.822	107.4	1:45.326	
6	32.164	91.4	46.926	88.0	25.522	108.9	1:44.612		12	33.223	89.8	46.527	86.2	25.873	106.4	1:45.623	

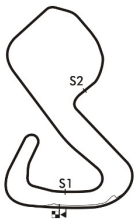

Session Start: 13:28:07 - Finish: 13:48:21
Weather/Track Conditions: Bright / Dry
Circuit: Brands Hatch Grand Prix Circuit
Track Length: 3.916 Km - 2.4330 miles

Legends of Brands Hatch Superprix - 1 - 2 Jul 2017

HSCC Historic Formula Ford with Avon Tyres, Radio Caroline & Titan Historic Racing

Race 1 - Sector Analysis

49	Harvey Sykes ( )								Crossle 20F							
lap	Sect-1	Speed	Sect-2	Speed	Sect-3	Speed	Laptime	Pit	lap	Sect-1	Speed	Sect-2	Speed	Sect-3	Speed	Laptime	Pit
1		86.0	47.551	79.0	24.936	114.3	1:54.319		7	32.545	93.5	46.164	78.2	25.224	112.0	1:43.933	
2	33.242	91.2	46.139	79.0	25.224	112.0	1:44.605		8	33.470	85.1	46.778	77.5	24.917	114.1	1:45.165	
3	32.824	92.4	45.768	81.2	24.728	113.0	1:43.320		9	32.930	91.5	46.187	81.3	24.904	113.0	1:44.021	
4	32.462	91.7	45.949	80.6	24.781	113.5	1:43.192		10	32.816	92.2	46.837	76.9	24.886	113.9	1:44.539	
5	33.293	92.1	46.158	77.2	25.039	112.0	1:44.490		11	32.333	91.1	46.479	83.8	24.762	113.3	1:43.574	
6	33.071	92.6	46.048	79.3	24.828	112.4	1:43.947		12	34.384	90.7	48.347	70.8	26.273	112.2	1:49.004	

56	Roland Svensson (OF)								Merlyn Mk17							
lap	Sect-1	Speed	Sect-2	Speed	Sect-3	Speed	Laptime	Pit	lap	Sect-1	Speed	Sect-2	Speed	Sect-3	Speed	Laptime	Pit
1		91.9	46.366	88.8	24.778	113.5	1:50.336		7	31.806	92.9	46.463	87.7	25.200	111.1	1:43.469	
2	32.077	92.1	46.136	86.2	24.869	112.8	1:43.082		8	32.038	92.7	47.688	87.9	24.998	113.7	1:44.724	
3	31.938	93.1	46.160	86.3	24.675	112.0	1:42.773		9	32.291	92.4	46.860	87.3	24.825	109.8	1:43.976	
4	31.795	92.5	46.216	88.0	24.891	112.2	1:42.902		10	32.287	92.7	46.251	88.9	25.084	110.7	1:43.622	
5	32.694	93.1	46.778	85.3	25.279	110.6	1:44.751		11	32.117	92.7	47.523	83.1	24.772	112.4	1:44.412	
6	31.828	93.5	46.535	86.0	24.864	111.3	1:43.227		12	32.062	91.9	46.937	87.2	25.082	108.6	1:44.081	

58	Michael Grant Peterkin ( )								Brabham BT21							
lap	Sect-1	Speed	Sect-2	Speed	Sect-3	Speed	Laptime	Pit	lap	Sect-1	Speed	Sect-2	Speed	Sect-3	Speed	Laptime	Pit
1		92.0	45.912	81.3	25.105	109.8	1:48.108		7	31.426	90.6	45.003	82.9	24.960	114.7	1:41.389	
2	31.865	92.4	46.426	83.6	24.451	114.3	1:42.742		8	31.805	94.8	45.604	84.9	24.402	113.9	1:41.811	
3	32.120	91.4	45.241	84.9	24.615	112.2	1:41.976		9	31.306	94.4	45.837	87.3	24.287	113.2	1:41.430	
4	32.229	93.6	45.484	84.4	24.395	115.1	1:42.108		10	31.952	89.5	46.007	81.2	24.489	114.3	1:42.448	
5	31.560	93.1	44.932	87.6	24.358	113.3	1:40.850		11	32.138	92.9	45.562	86.3	24.614	112.0	1:42.314	
6	31.285	92.7	45.354	87.8	24.355	114.9	1:40.994		12	31.486	92.0	46.009	83.4	24.627	111.1	1:42.122	

66	Andrew Wiggins (OF)								Titan Mk6							
lap	Sect-1	Speed	Sect-2	Speed	Sect-3	Speed	Laptime	Pit	lap	Sect-1	Speed	Sect-2	Speed	Sect-3	Speed	Laptime	Pit
1		89.8	47.702	76.2	25.358	113.3	1:55.873		7	32.484	89.9	46.785	81.6	25.154	109.5	1:44.423	
2	32.786	91.0	47.007	78.8	25.159	110.9	1:44.952		8	32.415	91.4	47.949	72.0	25.707	109.1	1:46.071	
3	32.633	91.0	46.546	80.4	25.136	110.0	1:44.315		9	32.518	90.4	47.244	80.0	25.269	108.9	1:45.031	
4	32.514	89.8	48.574	76.5	25.459	109.3	1:46.547		10	32.729	89.9	46.828	79.2	25.537	108.9	1:45.094	
5	33.199	90.1	46.601	80.0	25.926	108.8	1:45.726		11	33.600	90.3	47.443	80.9	25.261	108.4	1:46.304	
6	32.787	89.5	47.326	76.2	25.329	109.7	1:45.442		12	32.812	88.5	47.995	78.4	25.401	108.9	1:46.208	

71	Alan Cook (OF)								Mallock Mk9							
lap	Sect-1	Speed	Sect-2	Speed	Sect-3	Speed	Laptime	Pit	lap	Sect-1	Speed	Sect-2	Speed	Sect-3	Speed	Laptime	Pit
1		85.1	52.163	69.0	27.296	107.6	2:08.480		7	34.790	88.5	48.929	78.2	26.680	106.9	1:50.399	
2	35.225	88.4	49.106	79.5	26.601	107.4	1:50.932		8	34.046	88.0	47.890	81.7	26.801	106.4	1:48.737	
3	34.223	88.6	49.560	74.2	26.711	107.4	1:50.494		9	34.549	86.9	48.576	76.3	26.574	105.7	1:49.699	
4	34.800	87.9	49.669	74.7	26.827	105.9	1:51.296		10	34.330	89.2	48.092	76.1	26.509	106.5	1:48.931	
5	34.728	87.7	51.933	73.4	26.825	106.4	1:53.486		11	35.687	87.0	48.169	80.0	26.321	107.4	1:50.177	
6	34.574	88.7	50.123	74.6	26.986	106.4	1:51.683		12								

72	Alistair Littlewood ( )								Merlyn Mk20A							
lap	Sect-1	Speed	Sect-2	Speed	Sect-3	Speed	Laptime	Pit	lap	Sect-1	Speed	Sect-2	Speed	Sect-3	Speed	Laptime	Pit
1		90.9	47.436	79.4	25.090	111.8	1:53.967		7	32.324	93.6	46.506	84.6	25.528	115.5	1:44.358	
2	32.960	91.9	46.108	76.9	24.999	111.7	1:44.067		8	32.505	93.3	47.306	81.6	25.265	112.2	1:45.076	
3	32.771	92.4	45.820	80.8	24.655	113.5	1:43.246		9	32.371	93.1	45.938	83.1	24.744	111.5	1:43.053	
4	32.466	93.0	45.873	80.4	25.038	111.1	1:43.377		10	32.506	90.4	48.209	81.3	24.587	113.0	1:45.302	
5	32.817	91.5	45.657	76.7	24.817	114.5	1:43.291		11	33.264	92.6	46.929	80.6	25.139	110.4	1:45.332	
6	32.378	92.2	46.058	80.1	25.119	110.9	1:43.555		12	32.359	92.5	46.980	79.6	25.240	110.6	1:44.579	

73	Ed Thurston ( )								Elden Mk8							
lap	Sect-1	Speed	Sect-2	Speed	Sect-3	Speed	Laptime	Pit	lap	Sect-1	Speed	Sect-2	Speed	Sect-3	Speed	Laptime	Pit
1		89.9	46.737	84.0	24.718	112.6	1:48.234		7	31.659	91.0	44.971	85.1	24.085	111.3	1:40.715	
2	31.571	91.5	45.559	79.9	24.254	110.0	1:41.384		8	31.754	91.1	45.013	82.2	24.286	111.1	1:41.053	
3	31.817	91.1	45.265	82.2	24.388	109.8	1:41.470		9	31.318	93.1	45.541	84.6	24.203	110.2	1:41.062	
4	31.737	92.0	45.221	79.6	24.190	110.6	1:41.148		10	31.510	91.6	44.874	81.9	24.253	110.7	1:40.637	
5	31.322	92.1	45.093	81.5	24.107	110.4	1:40.522		11	31.473	92.0	45.230	86.1	24.185	111.5	1:40.888	
6	31.288	92.5	44.983	84.9	24.112	111.1	1:40.383		12	31.530	92.2	45.158	84.2	24.461	110.0	1:41.149	

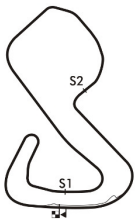

Session Start: 13:28:07 - Finish: 13:48:21
Weather/Track Conditions: Bright / Dry
Circuit: Brands Hatch Grand Prix Circuit
Track Length: 3.916 Km - 2.4330 miles

MST

Legends of Brands Hatch Superprix - 1 - 2 Jul 2017

HSCC Historic Formula Ford with Avon Tyres, Radio Caroline & Titan Historic Racing

Race 1 - Sector Analysis

75 Daniel Pickett ( ) — Merlyn Mk20

lap	Sect-1	Speed	Sect-2	Speed	Sect-3	Speed	Laptime	Pit	lap	Sect-1	Speed	Sect-2	Speed	Sect-3	Speed	Laptime	Pit
1		91.0	46.056	83.8	24.904	113.0	1:50.694		7	32.063	90.1	46.489	83.8	26.130	113.7	1:44.682	
2	32.165	92.0	45.871	80.5	25.069	113.0	1:43.105		8	32.642	91.5	47.322	85.3	25.521	111.3	1:45.485	
3	32.263	91.4	46.106	82.6	25.620	113.2	1:43.989		9	32.295	91.2	45.833	85.7	24.805	111.8	1:42.933	
4	32.515	91.0	47.184	77.6	25.375	110.2	1:45.074		10	32.773	88.8	48.613	81.9	24.947	112.2	1:46.333	
5	32.501	90.4	46.333	81.4	25.121	110.6	1:43.955		11	32.320	92.4	46.372	84.1	24.826	111.5	1:43.518	
6	32.330	90.3	46.340	81.9	25.192	110.6	1:43.862		12	32.842	90.3	47.224	83.6	25.458	109.3	1:45.524	

77 Chris Sharples (OF) — Palliser WDF1

lap	Sect-1	Speed	Sect-2	Speed	Sect-3	Speed	Laptime	Pit	lap	Sect-1	Speed	Sect-2	Speed	Sect-3	Speed	Laptime	Pit
1		87.6	46.994	79.0	24.941	110.0	1:52.531		7	32.157	92.0	46.343	89.5	25.843	110.4	1:44.343	
2	32.274	90.5	45.744	80.6	25.100	110.0	1:43.118		8	32.341	90.1	46.587	85.9	26.484	109.3	1:45.412	
3	32.421	90.4	45.406	83.9	24.673	111.5	1:42.500		9	32.026	91.0	45.750	85.8	25.071	108.9	1:42.847	
4	32.871	90.9	46.747	75.1	25.198	113.7	1:44.816		10	33.068	87.2	47.297	86.1	25.243	107.2	1:45.608	
5	32.918	91.1	46.128	81.8	25.362	110.9	1:44.408		11	33.030	90.0	47.130	78.4	25.665	111.8	1:45.825	
6	32.104	91.9	46.290	81.8	25.041	114.3	1:43.435		12	33.399	88.1	46.682	81.3	25.261	107.4	1:45.342	

81 James Lovett ( ) — Lola T200

lap	Sect-1	Speed	Sect-2	Speed	Sect-3	Speed	Laptime	Pit	lap	Sect-1	Speed	Sect-2	Speed	Sect-3	Speed	Laptime	Pit
1		81.6	49.751	75.4	25.867	110.7	2:03.073		7	32.253	91.4	47.001	81.4	25.124	108.8	1:44.378	
2	34.473	89.3	48.211	76.3	25.332	110.9	1:48.016		8	33.174	88.9	47.258	80.2	25.173	107.4	1:45.605	
3	33.014	85.3	48.279	79.5	25.697	106.9	1:46.990		9	32.614	88.8	47.385	81.3	25.076	108.4	1:45.075	
4	32.851	91.2	47.297	82.6	25.205	108.6	1:45.353		10	32.475	90.0	47.481	81.4	25.210	108.8	1:45.166	
5	32.768	89.7	47.942	79.0	25.133	109.1	1:45.843		11	32.565	91.0	47.123	85.4	25.121	108.8	1:44.809	
6	32.496	90.7	46.916	80.2	25.010	109.5	1:44.422		12	34.108	88.5	48.331	79.6	25.053	109.7	1:47.492	

82 Lee Penson ( ) — Lotus 51A

lap	Sect-1	Speed	Sect-2	Speed	Sect-3	Speed	Laptime	Pit	lap	Sect-1	Speed	Sect-2	Speed	Sect-3	Speed	Laptime	Pit
1		88.0	47.846	79.1	25.522	111.7	1:55.717		7	32.309	91.1	47.697	76.1	25.168	112.4	1:45.174	
2	32.376	91.2	47.979	78.3	25.081	112.8	1:45.436		8	32.438	88.6	47.620	69.5	25.930	112.0	1:45.988	
3	32.536	89.3	46.808	78.4	25.329	111.1	1:44.673		9	32.654	91.4	47.245	76.8	25.016	112.8	1:44.915	
4	32.366	91.0	48.276	77.6	25.335	111.3	1:45.977		10	32.491	90.5	47.019	78.2	25.144	111.8	1:44.654	
5	32.460	89.8	47.076	72.6	26.416	111.1	1:45.952		11	33.734	92.4	48.222	74.1	25.321	111.1	1:47.277	
6	32.647	90.7	47.637	75.7	25.316	111.7	1:45.600		12	32.764	89.5	47.595	77.7	25.532	109.1	1:45.891	

87 Ian Jeary ( ) — Elden Mk8

lap	Sect-1	Speed	Sect-2	Speed	Sect-3	Speed	Laptime	Pit	lap	Sect-1	Speed	Sect-2	Speed	Sect-3	Speed	Laptime	Pit
1		86.7	48.065	76.2	25.617	112.4	1:59.737		7	32.329	90.3	46.475	81.7	25.347	108.6	1:44.151	
2	36.656	90.1	48.168	79.5	25.389	107.9	1:50.213		8	32.465	90.3	46.420	79.3	25.503	109.7	1:44.388	
3	32.749	88.6	46.966	81.7	25.370	108.4	1:45.085		9	32.380	90.6	46.515	79.3	25.224	111.3	1:44.119	
4	32.588	88.8	46.566	78.9	25.416	108.9	1:44.570		10	32.464	91.6	46.916	77.6	24.998	112.6	1:44.378	
5	32.361	90.3	46.746	80.8	25.312	108.8	1:44.419		11	32.982	87.9	48.517	77.2	24.827	112.2	1:46.326	
6	32.427	90.9	46.656	81.1	25.260	109.1	1:44.343		12	33.494	89.3	47.044	71.3	25.304	111.8	1:45.842	

88 Chris Stuart (OF) — Elden Mk8

lap	Sect-1	Speed	Sect-2	Speed	Sect-3	Speed	Laptime	Pit	lap	Sect-1	Speed	Sect-2	Speed	Sect-3	Speed	Laptime	Pit
1		85.4	47.215	84.9	24.905	113.3	1:53.351		7	32.097	92.4	46.581	85.3	25.866	110.7	1:44.544	
2	32.944	91.5	45.872	82.8	25.218	111.8	1:44.034		8	32.832	93.6	47.363	83.1	24.994	110.6	1:45.189	
3	32.520	92.7	46.094	84.5	24.780	114.1	1:43.394		9	32.500	90.7	46.145	79.3	24.808	113.3	1:43.453	
4	32.276	90.4	45.656	82.7	24.943	113.9	1:42.875		10	32.356	85.8	47.212	85.3	25.030	109.5	1:44.598	
5	32.763	92.4	45.875	82.5	25.167	114.9	1:43.805		11	32.650	87.2	45.929	83.3	24.735	110.9	1:43.314	
6	32.322	93.6	46.325	83.9	25.172	112.2	1:43.819		12								

93 Rudolf Ernst (OF) — Titan Mk6

lap	Sect-1	Speed	Sect-2	Speed	Sect-3	Speed	Laptime	Pit	lap	Sect-1	Speed	Sect-2	Speed	Sect-3	Speed	Laptime	Pit
1		81.5	48.261	77.6	25.728	110.0	1:59.562		7	32.773	89.7	48.016	76.4	25.941	108.8	1:46.730	
2	43.468	78.1	48.180	82.3	26.247	109.7	1:57.895		8	32.911	88.6	48.053	77.7	27.134	108.4	1:48.098	
3	32.902	88.9	48.852	70.5	26.164	109.3	1:47.918		9	32.759	88.7	47.480	81.3	25.669	108.6	1:45.908	
4	33.250	84.4	47.942	77.1	25.716	110.0	1:46.908		10	32.443	88.8	48.453	78.7	25.944	108.6	1:46.840	
5	33.245	90.5	48.104	75.5	25.777	108.9	1:47.126		11	32.556	88.9	47.666	80.9	25.720	107.9	1:45.942	
6	32.626	90.5	47.789	77.1	26.006	107.9	1:46.421		12	34.018	88.0	47.717	77.0	25.932	108.2	1:47.667	

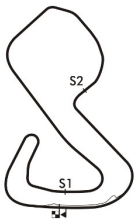

Session Start: 13:28:07 - Finish: 13:48:21
Weather/Track Conditions: Bright / Dry
Circuit: Brands Hatch Grand Prix Circuit
Track Length: 3.916 Km - 2.4330 miles

Legends of Brands Hatch Superprix - 1 - 2 Jul 2017

HSCC Historic Formula Ford with Avon Tyres, Radio Caroline & Titan Historic Racing

Race 1 - Sector Analysis

114	Phil Nelson ( )								Hawke DL2B								
lap	Sect-1	Speed	Sect-2	Speed	Sect-3	Speed	Laptime	Pit	lap	Sect-1	Speed	Sect-2	Speed	Sect-3	Speed	Laptime	Pit
1		74.2	50.380	78.9	26.493	107.6	2:04.548		7	33.673	88.0	48.183	83.3	26.190	106.7	1:48.046	
2	34.733	89.8	48.628	80.5	26.264	107.2	1:49.625		8	33.790	87.9	48.442	82.7	26.928	105.7	1:49.160	
3	34.497	86.1	49.940	79.6	26.330	108.1	1:50.767		9	34.208	84.0	48.519	84.2	26.947	106.5	1:49.674	
4	33.380	89.7	49.248	79.2	25.824	107.4	1:48.452		10	33.159	89.5	48.225	83.5	26.155	106.0	1:47.539	
5	33.186	89.1	49.974	82.2	25.536	107.6	1:48.696		11	33.981	86.4	49.429	78.5	26.249	105.2	1:49.659	
6	33.276	90.3	47.742	84.2	25.898	108.2	1:46.916		12	35.204	87.4	48.869	79.4	25.675	103.3	1:49.748	

122	Chris Williams ( )								Caldwell D9								
lap	Sect-1	Speed	Sect-2	Speed	Sect-3	Speed	Laptime	Pit	lap	Sect-1	Speed	Sect-2	Speed	Sect-3	Speed	Laptime	Pit
1		89.2	48.320	83.3	25.131	111.8	1:57.341		7	32.724	89.8	47.160	80.4	25.448	109.1	1:45.332	
2	33.077	91.5	47.877	81.7	25.473	110.7	1:46.427		8	32.858	89.5	46.819	82.2	25.392	108.6	1:45.069	
3	33.283	89.4	48.388	78.4	25.806	109.1	1:47.477		9	32.870	90.1	47.129	82.4	25.080	108.9	1:45.079	
4	32.747	89.9	48.233	80.2	25.740	109.7	1:46.720		10	32.544	90.1	47.910	82.0	25.135	109.3	1:45.589	
5	33.144	88.9	48.418	79.5	25.514	109.7	1:47.076		11	33.001	89.3	46.973	84.2	25.139	108.9	1:45.113	
6	33.009	90.7	47.500	80.7	25.230	109.8	1:45.739		12	35.230	85.7	47.954	83.7	25.145	108.6	1:48.329	

177	Peter Hannam (OF)								Nike Mk6								
lap	Sect-1	Speed	Sect-2	Speed	Sect-3	Speed	Laptime	Pit	lap	Sect-1	Speed	Sect-2	Speed	Sect-3	Speed	Laptime	Pit
1		83.9	50.914	76.3	26.032	109.5	2:02.888		7	33.173	89.1	47.855	86.6	25.418	108.1	1:46.446	
2	34.547	89.7	48.972	78.1	25.838	110.0	1:49.357		8	35.909	65.9	56.781	67.6	In		2:43.586	P
3	33.352	90.6	47.798	80.0	25.831	108.6	1:46.981		9	Out	67.4	57.567	71.0	31.055	81.9	2:13.914	
4	33.531	90.3	47.372	81.6	25.652	108.9	1:46.555		10	39.967	74.8	56.147	66.0	29.970	88.7	2:06.084	
5	33.311	89.5	47.189	79.7	25.636	109.1	1:46.136		11	38.481	73.7	56.830	70.8	31.099	83.1	2:06.410	
6	33.007	88.7	47.721	79.6	25.218	109.1	1:45.946		12								

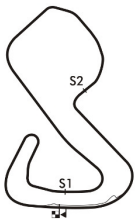

Session Start: 13:28:07 - Finish: 13:48:21
Weather/Track Conditions: Bright / Dry
Circuit: Brands Hatch Grand Prix Circuit
Track Length: 3.916 Km - 2.4330 miles

Legends of Brands Hatch Superprix - 1 - 2 Jul 2017

HSCC Historic Formula Ford with Avon Tyres, Radio Caroline & Titan Historic Racing

Race 1 - Best Sector Times

	SECTOR 1			SECTOR 2			SECTOR 3		
	NO	TIME	LAP	NO	TIME	LAP	NO	TIME	LAP
1	13	31.228	5	13	44.819	5	73	24.085	7
2	58	31.285	6	73	44.874	10	13	24.108	5
3	73	31.288	6	36	44.928	3	14	24.223	3
4	36	31.533	9	58	44.932	5	21	24.229	12
5	21	31.585	11	21	45.130	11	36	24.241	8
6	17	31.689	4	14	45.360	3	58	24.287	9
7	56	31.795	4	17	45.367	4	8	24.441	11
8	14	31.825	6	8	45.404	5	17	24.534	1
9	22	31.936	7	77	45.406	3	72	24.587	10
10	47	32.014	7	88	45.656	4	35	24.629	10
11	77	32.026	9	72	45.657	5	77	24.673	3
12	75	32.063	7	22	45.660	2	56	24.675	3
13	20	32.087	9	49	45.768	3	49	24.728	3
14	88	32.097	7	75	45.833	9	88	24.735	11
15	35	32.105	8	20	46.004	5	75	24.805	9
16	81	32.253	7	56	46.136	2	46	24.827	9
17	8	32.257	9	35	46.228	4	87	24.827	11
18	82	32.309	7	47	46.324	7	22	24.832	1
19	72	32.324	7	87	46.420	8	20	24.852	5
20	87	32.329	7	7	46.541	10	27	24.852	10
21	49	32.333	11	66	46.546	3	47	24.979	5
22	7	32.335	7	27	46.615	3	81	25.010	6
23	46	32.399	11	46	46.650	6	82	25.016	9
24	66	32.415	8	19	46.679	12	122	25.080	9
25	93	32.443	10	82	46.808	3	19	25.119	3
26	27	32.486	10	122	46.819	8	66	25.136	3
27	122	32.544	10	81	46.916	6	177	25.218	6
28	19	32.573	7	177	47.189	5	7	25.238	9
29	41	32.873	9	93	47.480	9	41	25.310	4
30	177	33.007	6	41	47.543	4	32	25.405	3
31	32	33.151	3	114	47.742	6	26	25.416	1
32	114	33.159	10	26	47.748	3	114	25.536	5
33	26	33.784	3	71	47.890	8	93	25.669	9
34	71	34.046	8	32	48.079	6	39	26.146	3
35	18	34.131	11	39	49.668	2	71	26.321	11
36	39	34.508	3	2	50.847	9	18	26.483	10
37	2	35.297	8	18	50.992	9	2	27.026	11
38	31	36.093	3	31	53.530	5	31	27.903	5

IDEAL / BEST LAP COMPARISON

NO	NAME	BEST	IN	IDEAL	DIFF
13	Stuart Kestenbaum	1:40.155	5	1:40.155	+0.000
73	Ed Thurston	1:40.383	6	1:40.247	+0.136
58	Michael Grant Peter	1:40.850	5	1:40.504	+0.346
21	Ross Drybrough	1:41.147	11	1:40.944	+0.203
36	Rob Smith	1:41.355	3	1:40.702	+0.653
14	Neil Shinner	1:41.473	6	1:41.408	+0.065
17	Brian Morris	1:41.692	4	1:41.590	+0.102
77	Chris Sharples	1:42.500	3	1:42.105	+0.395
8	Andrew Mansell	1:42.734	9	1:42.102	+0.632
56	Roland Svensson	1:42.773	3	1:42.606	+0.167
22	Tim Brise	1:42.790	2	1:42.428	+0.362
88	Chris Stuart	1:42.875	4	1:42.488	+0.387
75	Daniel Pickett	1:42.933	9	1:42.701	+0.232
72	Alistair Littlewood	1:43.053	9	1:42.568	+0.485
20	Kevin Stanzl	1:43.083	9	1:42.943	+0.140
49	Harvey Sykes	1:43.192	4	1:42.829	+0.363
35	Michael Rasper	1:43.377	6	1:42.962	+0.415
47	Louis Hanjoul	1:43.657	7	1:43.317	+0.340
87	Ian Jeary	1:44.119	9	1:43.576	+0.543
46	Stuart Dix	1:44.193	10	1:43.876	+0.317
27	Dick Dixon	1:44.237	3	1:43.953	+0.284
66	Andrew Wiggins	1:44.315	3	1:44.097	+0.218
81	James Lovett	1:44.378	7	1:44.179	+0.199
7	Robs Lamplough	1:44.447	7	1:44.114	+0.333
82	Lee Penson	1:44.654	10	1:44.133	+0.521
19	Stephen King	1:44.856	10	1:44.371	+0.485
122	Chris Williams	1:45.069	8	1:44.443	+0.626
93	Rudolf Ernst	1:45.908	9	1:45.592	+0.316
177	Peter Hannam	1:45.946	6	1:45.414	+0.532
41	Paul Unsworth	1:46.208	9	1:45.726	+0.482
114	Phil Nelson	1:46.916	6	1:46.437	+0.479
32	Nigel Adams	1:47.205	6	1:46.635	+0.570
26	John Slack	1:48.418	3	1:46.948	+1.470
71	Alan Cook	1:48.737	8	1:48.257	+0.480
39	Michael Richings	1:50.642	3	1:50.322	+0.320
18	Bill Cowing	1:52.332	3	1:51.606	+0.726
2	Alison Langridge	1:54.211	11	1:53.170	+1.041
31	John Emery	1:57.683	5	1:57.526	+0.157

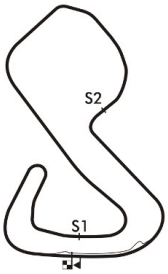

Session Start: 13:28:07 - Finish: 13:48:21
Weather/Track Conditions: Bright / Dry
Circuit: Brands Hatch Grand Prix Circuit
Track Length: 3.916 Km - 2.4330 miles

Legends of Brands Hatch Superprix - 1 - 2 Jul 2017

HSCC Historic Formula Ford with Avon Tyres, Radio Caroline & Titan Historic Racing

Race 1 - Best Sector Speeds

	NO	SECTOR 1	MPH	NO	SECTOR 2	MPH	NO	SECTOR 3	MPH
1	58	Michael Grant Peterkin	94.8	36	Rob Smith	90.6	14	Neil Shinner	117.3
2	14	Neil Shinner	94.0	8	Andrew Mansell	89.7	72	Alistair Littlewood	115.5
3	35	Michael Rasper	93.8	77	Chris Sharples	89.5	13	Stuart Kestenbaum	115.1
4	72	Alistair Littlewood	93.6	56	Roland Svensson	88.9	58	Michael Grant Peterkin	115.1
5	88	Chris Stuart	93.6	13	Stuart Kestenbaum	88.8	21	Ross Drybrough	114.9
6	49	Harvey Sykes	93.5	17	Brian Morris	88.7	35	Michael Rasper	114.9
7	56	Roland Svensson	93.5	47	Louis Hanjoul	88.0	88	Chris Stuart	114.9
8	13	Stuart Kestenbaum	93.4	14	Neil Shinner	87.9	36	Rob Smith	114.7
9	21	Ross Drybrough	93.4	58	Michael Grant Peterkin	87.8	8	Andrew Mansell	114.5
10	22	Tim Brise	93.4	22	Tim Brise	87.6	49	Harvey Sykes	114.3
11	20	Kevin Stanzl	93.1	177	Peter Hannam	86.6	77	Chris Sharples	114.3
12	73	Ed Thurston	93.1	73	Ed Thurston	86.1	22	Tim Brise	113.9
13	36	Rob Smith	93.0	21	Ross Drybrough	86.0	56	Roland Svensson	113.7
14	27	Dick Dixon	92.7	75	Daniel Pickett	85.7	75	Daniel Pickett	113.7
15	7	Robs Lamplough	92.6	81	James Lovett	85.4	20	Kevin Stanzl	113.3
16	75	Daniel Pickett	92.4	88	Chris Stuart	85.3	66	Andrew Wiggins	113.3
17	82	Lee Penson	92.4	46	Stuart Dix	84.8	27	Dick Dixon	113.0
18	77	Chris Sharples	92.0	20	Kevin Stanzl	84.6	82	Lee Penson	112.8
19	17	Brian Morris	91.9	72	Alistair Littlewood	84.6	73	Ed Thurston	112.6
20	32	Nigel Adams	91.9	35	Michael Rasper	84.4	87	Ian Jeary	112.6
21	46	Stuart Dix	91.7	114	Phil Nelson	84.2	26	John Slack	112.0
22	8	Andrew Mansell	91.6	122	Chris Williams	84.2	122	Chris Williams	111.8
23	87	Ian Jeary	91.6	32	Nigel Adams	84.0	7	Robs Lamplough	111.7
24	122	Chris Williams	91.5	49	Harvey Sykes	83.8	17	Brian Morris	111.7
25	47	Louis Hanjoul	91.4	7	Robs Lamplough	82.9	19	Stephen King	111.5
26	66	Andrew Wiggins	91.4	93	Rudolf Ernst	82.3	47	Louis Hanjoul	111.5
27	81	James Lovett	91.4	19	Stephen King	81.8	46	Stuart Dix	110.9
28	177	Peter Hannam	90.6	71	Alan Cook	81.7	81	James Lovett	110.9
29	93	Rudolf Ernst	90.5	87	Ian Jeary	81.7	32	Nigel Adams	110.6
30	26	John Slack	90.3	66	Andrew Wiggins	81.6	93	Rudolf Ernst	110.0
31	41	Paul Unsworth	90.3	27	Dick Dixon	81.3	177	Peter Hannam	110.0
32	114	Phil Nelson	90.3	18	Bill Cowing	80.8	41	Paul Unsworth	109.7
33	19	Stephen King	89.9	26	John Slack	80.5	39	Michael Richings	108.9
34	71	Alan Cook	89.2	41	Paul Unsworth	79.6	114	Phil Nelson	108.2
35	18	Bill Cowing	88.6	2	Alison Langridge	79.2	18	Bill Cowing	107.7
36	39	Michael Richings	88.2	82	Lee Penson	79.1	71	Alan Cook	107.6
37	2	Alison Langridge	88.1	39	Michael Richings	77.8	2	Alison Langridge	106.5
38	31	John Emery	82.2	31	John Emery	73.4	31	John Emery	102.3

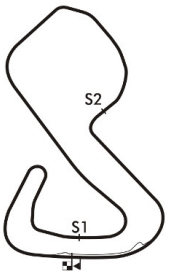

Session Start: 13:28:07 - Finish: 13:48:21
Weather/Track Conditions: Bright / Dry
Circuit: Brands Hatch Grand Prix Circuit
Track Length: 3.916 Km - 2.4330 miles

Legends of Brands Hatch Superprix - 1 - 2 Jul 2017

HSCC Historic Formula Ford with Avon Tyres, Radio Caroline & Titan Historic Racing

Race 1 - Lap Chart

Lap 1			Lap 2			Lap 3			Lap 4			Lap 5			Lap 6		
NO	Behind	Laptime	NO	Behind	Laptime	NO	Behind	Laptime	NO	Behind	Laptime	NO	Behind	Laptime	NO	Behind	Laptime
58		1:48.108	73		1:41.384	73		1:41.470	73		1:41.148	73		1:40.522	73		1:40.383
73	0.126	1:48.234	36	1.035	1:42.258	36	0.920	1:41.355	36	1.194	1:41.422	36	2.029	1:41.357	13	2.984	1:41.238
36	0.287	1:48.395	58	1.232	1:42.742	58	1.738	1:41.976	13	2.496	1:41.706	13	2.129	1:40.155	36	3.208	1:41.562
13	0.637	1:48.745	13	1.868	1:42.741	13	1.938	1:41.540	58	2.698	1:42.108	58	3.026	1:40.850	58	3.637	1:40.994
14	0.930	1:49.038	14	1.957	1:42.537	14	2.125	1:41.638	14	2.841	1:41.864	17	6.333	1:42.791	17	8.582	1:42.632
17	1.413	1:49.521	17	2.445	1:42.542	17	3.520	1:42.545	17	4.064	1:41.692	56	11.086	1:44.751	56	13.930	1:43.227
56	2.228	1:50.336	56	3.800	1:43.082	56	5.103	1:42.773	56	6.857	1:42.902	22	12.076	1:43.494	21	13.999	1:42.151
75	2.586	1:50.694	75	4.181	1:43.105	22	6.534	1:43.317	21	9.070	1:43.433	21	12.231	1:43.683	22	14.878	1:43.185
21	3.307	1:51.415	22	4.687	1:42.790	75	6.700	1:43.989	22	9.104	1:43.718	75	14.059	1:43.955	75	17.538	1:43.862
22	3.407	1:51.515	21	5.031	1:43.234	21	6.785	1:43.224	75	10.626	1:45.074	77	14.615	1:44.408	77	17.667	1:43.435
77	4.423	1:52.531	77	6.031	1:43.118	77	7.061	1:42.500	77	10.729	1:44.816	88	14.701	1:43.805	88	18.137	1:43.819
8	4.700	1:52.808	8	6.982	1:43.792	8	9.498	1:43.986	88	11.418	1:42.875	8	14.917	1:43.301	72	18.362	1:43.555
88	5.243	1:53.351	88	7.767	1:44.034	88	9.691	1:43.394	8	12.138	1:43.788	72	15.190	1:43.291	8	18.486	1:43.952
72	5.859	1:53.967	72	8.416	1:44.067	72	10.192	1:43.246	72	12.421	1:43.377	49	17.168	1:44.490	14	18.627	1:41.473
49	6.211	1:54.319	49	9.306	1:44.605	49	11.156	1:43.320	49	13.200	1:43.192	20	17.460	1:43.286	49	20.732	1:43.947
20	6.860	1:54.968	20	9.907	1:44.557	20	12.231	1:43.794	20	14.696	1:43.613	14	17.537	1:55.218	20	22.027	1:44.950
82	7.609	1:55.717	66	11.207	1:44.952	66	14.052	1:44.315	66	19.451	1:46.547	66	24.655	1:45.726	66	29.714	1:45.442
66	7.765	1:55.873	82	11.535	1:45.436	82	14.738	1:44.673	82	19.567	1:45.977	82	24.997	1:45.952	82	30.214	1:45.600
27	7.918	1:56.026	27	12.054	1:45.646	27	14.821	1:44.237	27	19.749	1:46.076	27	25.376	1:46.149	7	30.701	1:45.095
7	8.851	1:56.959	7	13.292	1:45.951	7	17.051	1:45.229	7	20.724	1:44.821	7	25.989	1:45.787	27	30.745	1:45.752
122	9.233	1:57.341	122	14.150	1:46.427	122	20.157	1:47.477	35	23.764	1:44.506	35	27.951	1:44.709	35	30.945	1:43.377
35	10.277	1:58.385	35	14.927	1:46.160	35	20.406	1:46.949	122	25.729	1:46.720	87	31.266	1:44.419	87	35.226	1:44.343
26	10.539	1:58.647	87	20.332	1:50.213	87	23.947	1:45.085	87	27.369	1:44.570	122	32.283	1:47.076	122	37.639	1:45.739
93	11.454	1:59.562	46	21.205	1:48.794	46	26.984	1:47.249	81	31.196	1:45.353	47	35.404	1:44.477	47	39.633	1:44.612
87	11.629	1:59.737	81	21.471	1:48.016	81	26.991	1:46.990	47	31.449	1:45.476	81	36.517	1:45.843	81	40.556	1:44.422
19	12.242	2:00.350	47	22.171	1:48.066	47	27.121	1:46.420	46	31.823	1:45.987	46	37.001	1:45.700	46	40.889	1:44.271
46	13.921	2:02.029	177	22.627	1:49.357	177	28.138	1:46.981	177	33.545	1:46.555	177	39.159	1:46.136	177	44.722	1:45.946
177	14.780	2:02.888	41	23.391	1:49.523	41	28.452	1:46.531	41	33.848	1:46.544	19	44.306	1:50.288	19	49.168	1:45.245
81	14.965	2:03.073	114	24.555	1:49.625	19	29.042	1:45.633	19	34.540	1:46.646	93	46.651	1:47.126	93	52.689	1:46.421
41	15.378	2:03.486	19	24.879	1:54.147	32	32.760	1:48.378	32	39.610	1:47.998	32	48.508	1:49.420	32	55.330	1:47.205
47	15.615	2:03.723	32	25.852	1:49.987	114	33.852	1:50.767	93	40.047	1:46.908	114	49.330	1:48.696	114	55.863	1:46.916
114	16.440	2:04.548	93	27.839	1:57.895	93	34.287	1:47.918	114	41.156	1:48.452	71	1:01.930	1:53.486	71	1:13.230	1:51.683
32	17.375	2:05.483	39	28.824	1:51.208	39	37.996	1:50.642	71	48.966	1:51.296	41	1:03.757	2:10.431	41	1:13.314	1:49.940
39	19.126	2:07.234	71	29.794	1:50.932	71	38.818	1:50.494	18	57.926	1:54.206	18	1:12.208	1:54.804	18	1:25.186	1:53.361
18	19.765	2:07.873	26	33.048	2:04.019	26	39.996	1:48.418	2	1:10.452	1:57.266	2	1:25.062	1:55.132	2	1:39.573	1:54.894
71	20.372	2:08.480	18	34.006	1:55.751	18	44.868	1:52.332	31	1:20.908	1:59.695	31	1:38.069	1:57.683			
2	23.450	2:11.558	2	39.372	1:57.432	2	54.334	1:56.432									
31	27.265	2:15.373	31	45.070	1:59.315	31	1:02.361	1:58.761									

Session Start: 13:28:07 - Finish: 13:48:21
Weather/Track Conditions: Bright / Dry
Circuit: Brands Hatch Grand Prix Circuit
Track Length: 3.916 Km - 2.4330 miles

Legends of Brands Hatch Superprix - 1 - 2 Jul 2017

HSCC Historic Formula Ford with Avon Tyres, Radio Caroline & Titan Historic Racing

Race 1 - Lap Chart

Lap 7			Lap 8			Lap 9			Lap 10			Lap 11			Lap 12		
NO	Behind	Laptime	NO	Behind	Laptime	NO	Behind	Laptime	NO	Behind	Laptime	NO	Behind	Laptime	NO	Behind	Laptime
73		1:40.715	73		1:41.053	73		1:41.062	73		1:40.637	73		1:40.888	73		1:41.149
13	3.808	1:41.539	13	4.239	1:41.484	36	4.957	1:41.376	13	6.727	1:42.359	71	1 LAP	1:48.931	31	2 LAPS	1:58.725
36	3.944	1:41.451	36	4.643	1:41.752	13	5.005	1:41.828	36	6.845	1:42.525	58	8.674	1:42.314	41	1 LAP	1:46.969
58	4.311	1:41.389	58	5.069	1:41.811	58	5.437	1:41.430	58	7.248	1:42.448	36	8.796	1:42.839	58	9.647	1:42.122
17	11.594	1:43.727	2	1 LAP	1:55.201	18	1 LAP	1:54.344	17	19.477	1:44.673	13	15.485	1:49.646	36	9.939	1:42.292
56	16.684	1:43.469	17	13.362	1:42.821	177	1 LAP	2:43.586	21	20.981	1:42.879	17	21.238	1:42.649	71	1 LAP	1:50.177
21	16.748	1:43.464	21	17.871	1:42.176	17	15.441	1:43.141	18	1 LAP	1:52.393	21	21.240	1:41.147	13	16.257	1:41.921
22	16.955	1:42.792	22	20.144	1:44.242	21	18.739	1:41.930	56	26.254	1:43.622	22	29.739	1:44.204	21	22.551	1:42.460
31	1 LAP	2:02.895	56	20.355	1:44.724	56	23.269	1:43.976	22	26.423	1:43.729	56	29.778	1:44.412	17	22.597	1:42.508
77	21.295	1:44.343	14	24.831	1:44.009	22	23.331	1:44.249	14	27.931	1:42.478	14	30.049	1:43.006	56	32.710	1:44.081
75	21.505	1:44.682	77	25.654	1:45.412	14	26.090	1:42.321	77	32.410	1:45.608	18	1 LAP	1:52.871	22	34.034	1:45.444
14	21.875	1:43.963	75	25.937	1:45.485	77	27.439	1:42.847	8	32.426	1:44.445	88	34.880	1:43.314	75	40.509	1:45.524
88	21.966	1:44.544	72	26.028	1:45.076	2	1 LAP	1:55.738	88	32.454	1:44.598	8	35.150	1:43.612	72	40.558	1:44.579
72	22.005	1:44.358	88	26.102	1:45.189	75	27.808	1:42.933	72	32.684	1:45.302	75	36.134	1:43.518	77	41.540	1:45.342
8	22.281	1:44.510	8	26.946	1:45.718	72	28.019	1:43.053	75	33.504	1:46.333	72	37.128	1:45.332	14	43.899	1:54.999
49	23.950	1:43.933	20	27.772	1:44.100	88	28.493	1:43.453	20	33.997	1:44.841	77	37.347	1:45.825	20	45.129	1:48.809
20	24.725	1:43.413	49	28.062	1:45.165	8	28.618	1:42.734	49	34.923	1:44.539	20	37.469	1:44.360	49	45.464	1:49.004
66	33.422	1:44.423	66	38.440	1:46.071	20	29.793	1:43.083	2	1 LAP	1:56.001	49	37.609	1:43.574	18	1 LAP	1:54.683
7	34.433	1:44.447	7	39.230	1:45.850	49	31.021	1:44.021	177	1 LAP	2:13.914	66	52.282	1:46.304	66	57.341	1:46.208
82	34.673	1:45.174	82	39.608	1:45.988	66	42.409	1:45.031	66	46.866	1:45.094	7	53.005	1:46.455	7	58.267	1:46.411
27	35.844	1:45.814	35	39.719	1:44.894	7	43.340	1:45.172	7	47.438	1:44.735	35	53.032	1:45.818	35	58.396	1:46.513
35	35.878	1:45.648	27	40.061	1:45.270	82	43.461	1:44.915	82	47.478	1:44.654	82	53.867	1:47.277	82	58.609	1:45.891
87	38.662	1:44.151	87	41.997	1:44.388	35	43.823	1:45.166	27	48.054	1:44.490	27	53.951	1:46.785	27	58.715	1:45.913
122	42.256	1:45.332	31	1 LAP	2:05.800	27	44.201	1:45.202	35	48.102	1:44.916	87	54.233	1:46.326	87	58.926	1:45.842
47	42.575	1:43.657	122	46.272	1:45.069	87	45.054	1:44.119	87	48.795	1:44.378	2	1 LAP	1:56.146	46	1:05.721	1:47.138
81	44.219	1:44.378	81	48.771	1:45.605	122	50.289	1:45.079	122	55.241	1:45.589	122	59.466	1:45.113	122	1:06.646	1:48.329
46	44.524	1:44.350	46	49.061	1:45.590	81	52.784	1:45.075	46	56.391	1:44.193	46	59.732	1:44.229	81	1:07.577	1:47.492
177	50.453	1:46.446	47	54.178	1:52.656	46	52.835	1:44.836	81	57.313	1:45.166	81	1:01.234	1:44.809	47	1:11.358	1:45.623
19	53.523	1:45.070	19	57.425	1:44.955	47	58.231	1:45.115	47	1:02.446	1:44.852	47	1:06.884	1:45.326	2	1 LAP	1:54.211
93	58.704	1:46.730	93	1:05.749	1:48.098	19	1:02.388	1:46.025	19	1:06.607	1:44.856	177	1 LAP	2:06.084	19	1:14.810	1:45.247
32	1:02.276	1:47.661	32	1:10.820	1:49.597	31	1 LAP	2:02.212	93	1:16.798	1:46.840	19	1:10.712	1:44.993	93	1:28.370	1:47.667
114	1:03.194	1:48.046	114	1:11.301	1:49.160	93	1:10.595	1:45.908	31	1 LAP	1:58.394	93	1:21.852	1:45.942	177	1 LAP	2:06.410
41	1:21.301	1:48.702	41	1:26.986	1:46.738	32	1:19.206	1:49.448	32	1:26.263	1:47.694	32	1:35.028	1:49.653	32	1:43.739	1:49.860
71	1:22.914	1:50.399	71	1:30.598	1:48.737	114	1:19.913	1:49.674	114	1:26.815	1:47.539	114	1:35.586	1:49.659	114	1:44.185	1:49.748
18	1:37.164	1:52.693				41	1:32.132	1:46.208	41	1:39.702	1:48.207						
						71	1:39.235	1:49.699									

Session Start: 13:28:07 - Finish: 13:48:21
Weather/Track Conditions: Bright / Dry
Circuit: Brands Hatch Grand Prix Circuit
Track Length: 3.916 Km - 2.4330 miles

Legends of Brands Hatch Superprix - 1 - 2 Jul 2017

HSCC Historic Formula Ford with Avon Tyres, Radio Caroline & Titan Historic Racing

Race 3 - Starting Grid

Sheet No:

Start Time : 14:35 - Heat Duration : 20 Minutes

ROW			
19	37	19	Stephen King
18	35	81	James Lovett
17	33	46	Stuart Dix
16	31	27	Dick Dixon
15	29	35	Michael Rasper
14	27	66	Andrew Wiggins
13	25	20	Kevin Stanzl
12	23	77	Chris Sharples
11	21	75	Daniel Pickett
10	19	56	Roland Svensson
9	17	21	Ross Drybrough
8	15	36	Rob Smith
7	13	73	Ed Thurston
6	11	29	Westie Mitchell
5	9	15	Matthew Wrigley
4	7	3	Benn Simms
3	5	4	Maxim Bartell
2	3	48	Benn Tilley
1	1	94	Michael O'Brien
	38	93	Rudolf Ernst
	36	47	Louis Hanjoul
	34	122	Chris Williams
	32	87	Ian Jeary
	30	82	Lee Penson
	28	7	Robs Lamplough
	26	49	Harvey Sykes
	24	14	Neil Shinner
	22	72	Alistair Littlewood
	20	22	Tim Brise
	18	17	Brian Morris
	16	13	Stuart Kestenbaum
	14	58	Michael Grant Peterkin
	12	60	James Buckton
	10	40	Sam Mitchell
	8	53	Richard Tarling
	6	24	Ben Mitchell
	4	1	Callum Grant
	2	64	Cameron Jackson

Pole Right

Circuit: Brands Hatch Grand Prix Circuit
Track Length: 3.916 Km - 2.4330 miles

These results are provisional until the conclusion of any judicial and technical matters.

Clerk of the Course:	Timekeeper:	Issued at:
Julian Floyd	Nick Palmer	

MST

Printed : 01-07-2017 - 13:54

Full results available at www.mstworld.com. Email: timing@mstworld.com

Legends of Brands Hatch Superprix - 1 - 2 Jul 2017

HSCC/FJHRA Silverline Historic Formula Junior

Race 2 - Classification

Sheet No:

POS	NO	DRIVER/S	CLASS	CLASS POS	CAR MAKE / MODEL	TIME	LAPS	GAP	DIFF	MPH	BEST	ON
1	66	Cameron Jackson	E1	1	Brabham BT2	20:49.299	12	-- 12 laps		84.13	1:40.998	3
2	78	Benn Tilley	E1	2	Lotus 22	20:52.576	12	3.277	3.277	83.91	1:41.752	2
3	99	Mark Shaw	H	1	Brabham BT6	21:03.796	12	14.497	11.220	83.16	1:42.995	2
4	79	Michael Hibberd	E1	3	Lotus 22	21:04.185	12	14.886	0.389	83.14	1:43.166	3
5	63	Laine Martin	D2	1	Lotus 20	21:43.060	12	53.761	38.875	80.66	1:46.573	2
6	74	Iain Rowley	E1	4	Lola Mk5	21:43.871	12	54.572	0.811	80.60	1:46.542	3
7	71	James Hicks	D2	2	Caravelle Mk3	22:00.550	12	1:11.251	16.679	79.59	1:47.910	5
8	59	Robin Longdon	D2	3	Lola Mk3	22:21.521	12	1:32.222	20.971	78.34	1:49.026	3
9	67	Anthony Binnington	E1	5	Cooper T67	22:28.485	12	1:39.186	6.964	77.94	1:49.725	2
10	134	Nick Finburgh	C2	1	Envoy Proto 1	20:41.032	11	-- 11 laps	4.343	77.63	1:50.806	5
11	43	Ian Simmonds	C2	2	Envoy Mk1	20:49.063	11	8.031	8.031	77.13	1:49.925	2
12	3	Justin Fleming	B2	1	Lola Mk2	21:06.242	11	25.210	17.179	76.09	1:51.989	2
13	31	John Lord	C2	3	Lotus 18	21:20.099	11	39.067	13.857	75.26	1:53.424	10
14	34	James Owen	B2	2	Gemini Mk2	21:20.764	11	39.732	0.665	75.22	1:52.520	2
15	46	Chris Alford	C2	4	Elva 200	21:32.349	11	51.317	11.585	74.55	1:54.574	4
16	38	Gil Duffy	C2	5	Kieft FJ	22:14.248	11	1:33.216	41.899	72.21	1:55.456	2
17	39	Simon Durling	C1	1	Lotus 18	22:16.335	11	1:35.303	2.087	72.09	1:56.724	7
18	72	Tom De Gres	E2	1	Cooper T59	22:22.646	11	1:41.614	6.311	71.76	1:53.850	7
19	52	Kim Shearn	H	2	Penny Ford PF1	22:26.743	11	1:45.711	4.097	71.54	1:58.552	4
20	30	Roger Skipp	C2	6	Emeryson FJ	20:41.592	10	-- 10 laps	15.939	70.54	2:00.456	8
21	26	Roger Dexter	B2	3	Elva 100	21:37.630	10	56.038	56.038	67.49	2:05.751	9
22	97	Hans Ciers	D2	4	Lotus 20	21:38.003	10	56.411	0.373	67.47	2:05.363	10
23	60	Nick Daunt	A	1	Taraschi FJ	22:26.504	10	1:44.912	48.501	65.05	2:10.225	7
24	316	Alvin Davies	C1	2	Cooper T18	22:28.919	8	-- 8 laps --	4:40.264	51.94	2:33.905	2
		---------- NOT CLASSIFIED ----------										
DNF	85	John Chisholm	D2		Gemini Mk3A	18:05.948	10	-- 10 laps		80.65	1:46.388	4
DNF	47	Richard Utley	C1		Caravelle Mk1	17:46.352	8	-- 8 laps --	3:17.137	65.71	2:09.750	3
DNF	48	Simon Hewes	C2		Lotus 18	14:15.071	7	-- 7 laps --		71.70	1:58.546	5
DNF	22	Robin Lackford	B2		Elva 100	4:11.742	2	-- 2 laps --		69.58	2:00.109	2
DNF	37	Andrew Taylor	C2		Cooper T56	2:00.729	1	-- 1 laps --		72.55	2:00.729	1
DNF	33	Stuart Tizzard	C2		Lotus 18							

---------- FASTEST LAP SUMMARY ----------

NO	DRIVER/S	CLASS	CAR MAKE / MODEL	FASTEST LAP	ON	MPH
66	Cameron Jackson	E1	Brabham BT2	1:40.998	3	86.72
99	Mark Shaw	H	Brabham BT6	1:42.995	2	85.04
85	John Chisholm	D2	Gemini Mk3A	1:46.388	4	82.33
43	Ian Simmonds	C2	Envoy Mk1	1:49.925	2	79.68
3	Justin Fleming	B2	Lola Mk2	1:51.989	2	78.21
72	Tom De Gres	E2	Cooper T59	1:53.850	7	76.93
39	Simon Durling	C1	Lotus 18	1:56.724	7	75.04
60	Nick Daunt	A	Taraschi FJ	2:10.225	7	67.26

Car 66 - 10 second penalty applied - false start.
Car 71 - transponder not working.

Session Start: 14:07:06 - Finish: 14:27:43
Weather/Track Conditions: Bright / Dry
Circuit: Brands Hatch Grand Prix Circuit
Track Length: 3.916 Km - 2.4330 miles

These results are provisional until the conclusion of any judicial and technical matters.

Clerk of the Course:	Timekeeper:	Issued at:
Julian Floyd	Nick Palmer	

MST

Printed : 01-07-2017 - 14:32

Full results available at www.mstworld.com. Email: timing@mstworld.com

Legends of Brands Hatch Superprix - 1 - 2 Jul 2017

HSCC/FJHRA Silverline Historic Formula Junior

Race 2 - Sector Analysis

3	Justin Fleming (B2)								Lola Mk2							
lap	Sect-1	Speed	Sect-2	Speed	Sect-3	Speed	Laptime	Pit	lap	Sect-1	Speed	Sect-2	Speed	Sect-3	Speed	Laptime	Pit
1		85.0	51.798	71.0	27.013	109.3	2:03.717		7	35.789	85.6	51.511	65.2	27.773	108.1	1:55.073	
2	34.835	88.6	50.326	75.4	26.828	109.1	1:51.989		8	35.690	86.7	51.142	70.8	28.063	108.4	1:54.895	
3	35.080	86.1	50.429	77.2	26.753	108.8	1:52.262		9	35.903	86.2	51.681	68.4	29.265	109.3	1:56.849	
4	35.466	87.3	50.736	71.5	27.299	109.1	1:53.501		10	35.988	87.1	51.796	74.6	27.984	106.4	1:55.768	
5	35.474	85.0	50.202	74.4	26.749	108.2	1:52.425		11	36.496	86.9	51.089	73.9	28.291	107.9	1:55.876	
6	35.851	85.0	50.631	77.9	27.405	108.2	1:53.887		12								

22	Robin Lackford (B2)								Elva 100							
lap	Sect-1	Speed	Sect-2	Speed	Sect-3	Speed	Laptime	Pit	lap	Sect-1	Speed	Sect-2	Speed	Sect-3	Speed	Laptime	Pit
1		78.9	54.209	69.2	28.804	99.5	2:11.633		2	37.465	79.1	53.972	66.5	28.672	99.9	2:00.109	

26	Roger Dexter (B2)								Elva 100							
lap	Sect-1	Speed	Sect-2	Speed	Sect-3	Speed	Laptime	Pit	lap	Sect-1	Speed	Sect-2	Speed	Sect-3	Speed	Laptime	Pit
1		71.8	1:00.338	62.8	31.512	91.0	2:24.466		6	39.218	74.9	57.389	62.6	31.239	93.9	2:07.846	
2	40.352	67.8	59.679	59.7	31.444	92.6	2:11.475		7	38.566	74.1	58.505	63.2	30.827	96.9	2:07.898	
3	39.694	71.9	58.469	60.2	31.744	91.1	2:09.907		8	38.743	75.5	57.157	64.4	30.210	95.6	2:06.110	
4	39.909	72.6	58.459	59.6	30.870	92.6	2:09.238		9	38.852	72.4	56.946	65.7	29.953	95.2	2:05.751	
5	39.412	71.3	58.274	62.9	30.235	93.9	2:07.921		10	39.460	73.1	57.338	63.6	30.220	93.8	2:07.018	

30	Roger Skipp (C2)								Emeryson FJ							
lap	Sect-1	Speed	Sect-2	Speed	Sect-3	Speed	Laptime	Pit	lap	Sect-1	Speed	Sect-2	Speed	Sect-3	Speed	Laptime	Pit
1		82.0	57.871	66.1	28.863	101.7	2:17.008		6	37.837	78.9	54.523	69.0	28.611	99.5	2:00.971	
2	39.254	74.2	56.872	66.2	29.132	99.9	2:05.258		7	37.436	79.9	54.978	69.0	28.708	102.8	2:01.122	
3	38.935	76.4	55.935	66.8	30.065	100.8	2:04.935		8	37.874	77.9	54.299	71.3	28.283	102.6	2:00.456	
4	38.155	71.9	55.934	64.3	28.904	99.9	2:02.993		9	37.282	80.1	55.466	67.1	30.178	99.5	2:02.926	
5	38.557	80.7	55.690	61.0	28.990	102.8	2:03.237		10	37.808	78.2	55.538	72.6	29.340	88.6	2:02.686	

31	John Lord (C2)								Lotus 18							
lap	Sect-1	Speed	Sect-2	Speed	Sect-3	Speed	Laptime	Pit	lap	Sect-1	Speed	Sect-2	Speed	Sect-3	Speed	Laptime	Pit
1		74.8	54.304	74.4	27.510	109.3	2:11.221		7	34.988	85.1	51.274	70.9	27.340	108.6	1:53.602	
2	36.201	81.2	53.008	70.2	27.488	106.7	1:56.697		8	35.436	84.4	52.259	70.7	27.702	107.9	1:55.397	
3	37.181	73.3	52.712	73.2	26.988	109.1	1:56.881		9	35.335	84.1	51.735	71.6	27.255	108.8	1:54.325	
4	35.543	81.4	53.086	70.8	26.892	109.3	1:55.521		10	35.517	83.2	51.225	71.6	26.682	108.4	1:53.424	
5	36.277	79.8	52.083	69.7	26.847	108.2	1:55.207		11	35.304	84.2	51.789	75.5	26.778	107.7	1:53.871	
6	35.264	82.3	51.798	72.2	26.891	107.6	1:53.953		12								

33	Stuart Tizzard (C2)								Lotus 18							
lap	Sect-1	Speed	Sect-2	Speed	Sect-3	Speed	Laptime	Pit	lap	Sect-1	Speed	Sect-2	Speed	Sect-3	Speed	Laptime	Pit

34	James Owen (B2)								Gemini Mk2							
lap	Sect-1	Speed	Sect-2	Speed	Sect-3	Speed	Laptime	Pit	lap	Sect-1	Speed	Sect-2	Speed	Sect-3	Speed	Laptime	Pit
1		82.6	52.043	65.6	27.543	101.9	2:08.739		7	36.215	82.8	52.282	70.5	28.542	102.5	1:57.039	
2	35.051	85.1	50.647	73.9	26.822	102.5	1:52.520		8	36.104	84.1	50.837	71.6	27.294	101.2	1:54.235	
3	35.651	81.7	52.095	73.6	27.253	105.4	1:54.999		9	35.499	84.2	51.064	72.3	27.164	103.0	1:53.727	
4	36.194	81.5	51.957	71.7	27.834	100.9	1:55.985		10	36.276	74.9	51.258	70.5	27.956	100.5	1:55.490	
5	38.869	67.1	51.186	73.0	27.047	101.6	1:57.102		11	36.933	78.8	52.418	74.7	27.073	97.4	1:56.424	
6	36.157	83.7	51.046	71.0	27.301	101.2	1:54.504		12								

37	Andrew Taylor (C2)								Cooper T56							
lap	Sect-1	Speed	Sect-2	Speed	Sect-3	Speed	Laptime	Pit	lap	Sect-1	Speed	Sect-2	Speed	Sect-3	Speed	Laptime	Pit
1		82.8	49.887	73.8	26.514	106.9	2:00.729		2							

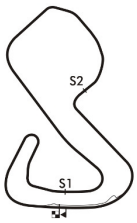

Session Start: 14:07:06 - Finish: 14:27:43
Weather/Track Conditions: Bright / Dry
Circuit: Brands Hatch Grand Prix Circuit
Track Length: 3.916 Km - 2.4330 miles

Legends of Brands Hatch Superprix - 1 - 2 Jul 2017

HSCC/FJHRA Silverline Historic Formula Junior

Race 2 - Sector Analysis

38 Gil Duffy (C2) — Kieft FJ

lap	Sect-1	Speed	Sect-2	Speed	Sect-3	Speed	Laptime	Pit	lap	Sect-1	Speed	Sect-2	Speed	Sect-3	Speed	Laptime	Pit
1		85.4	51.834	71.2	27.401	107.4	2:04.881		7	36.976	82.1	52.871	69.3	28.282	106.9	1:58.129	
2	36.265	82.0	52.099	78.3	27.092	107.0	1:55.456		8	37.008	81.5	53.904	69.1	28.731	107.2	1:59.643	
3	36.361	78.8	51.964	75.4	27.233	106.9	1:55.558		9	36.752	85.0	51.861	67.8	28.201	108.6	1:56.814	
4	36.283	81.0	51.730	78.1	27.829	108.9	1:55.842		10	39.335	81.2	52.773	67.6	27.786	108.9	1:59.894	
5	55.049	64.0	52.328	74.2	27.345	105.0	2:14.722		11	37.365	81.2	52.695	66.1	28.882	96.7	1:58.942	
6	36.483	83.2	1:10.024	64.7	27.860	107.9	2:14.367		12								

39 Simon Durling (C1) — Lotus 18

lap	Sect-1	Speed	Sect-2	Speed	Sect-3	Speed	Laptime	Pit	lap	Sect-1	Speed	Sect-2	Speed	Sect-3	Speed	Laptime	Pit
1		84.1	57.388	66.9	28.915	103.0	2:17.500		7	36.663	81.0	51.901	68.5	28.160	106.5	1:56.724	
2	37.623	80.1	52.587	67.4	28.488	103.1	1:58.698		8	37.171	84.7	52.221	59.8	28.911	100.9	1:58.303	
3	37.981	78.7	52.972	61.3	29.057	103.0	2:00.010		9	37.146	85.3	52.087	66.8	28.067	106.0	1:57.300	
4	37.462	77.6	53.539	66.7	27.876	105.5	1:58.877		10	38.380	84.6	53.855	68.5	27.969	103.0	2:00.204	
5	37.713	78.6	53.362	68.3	27.852	106.5	1:58.927		11	38.870	78.0	53.351	63.9	28.870	104.1	2:01.091	
6	47.217	79.6	52.837	68.8	28.647	105.5	2:08.701		12								

43 Ian Simmonds (C2) — Envoy Mk1

lap	Sect-1	Speed	Sect-2	Speed	Sect-3	Speed	Laptime	Pit	lap	Sect-1	Speed	Sect-2	Speed	Sect-3	Speed	Laptime	Pit
1		84.2	50.098	74.4	26.821	111.1	1:59.639		7	35.661	89.7	51.208	72.0	27.156	109.8	1:54.025	
2	34.757	91.4	48.763	74.2	26.405	111.7	1:49.925		8	34.468	90.1	58.401	74.2	27.492	110.4	2:00.361	
3	34.487	91.2	49.655	74.9	26.550	111.1	1:50.692		9	35.013	90.1	50.836	77.0	27.088	110.7	1:52.937	
4	34.267	90.9	49.690	74.6	26.678	110.7	1:50.635		10	35.322	89.3	50.958	78.0	27.367	110.2	1:53.647	
5	35.292	90.1	49.188	73.1	26.594	111.1	1:51.074		11	35.603	89.7	50.926	73.8	27.263	106.9	1:53.792	
6	35.298	90.3	49.623	76.5	27.415	110.2	1:52.336		12								

46 Chris Alford (C2) — Elva 200

lap	Sect-1	Speed	Sect-2	Speed	Sect-3	Speed	Laptime	Pit	lap	Sect-1	Speed	Sect-2	Speed	Sect-3	Speed	Laptime	Pit
1		84.4	52.480	69.7	27.601	106.7	2:04.691		7	36.462	83.0	52.287	71.6	28.590	101.4	1:57.339	
2	36.159	85.4	51.444	72.5	27.687	104.4	1:55.290		8	37.246	85.0	52.223	73.8	28.421	101.4	1:57.890	
3	36.478	83.3	51.498	71.3	27.959	101.6	1:55.935		9	36.565	83.9	52.536	65.6	28.198	104.4	1:57.299	
4	36.089	83.6	51.094	72.1	27.391	104.7	1:54.574		10	37.071	82.8	52.456	67.6	27.894	105.0	1:57.421	
5	36.433	82.9	51.892	72.1	27.817	103.6	1:56.142		11	37.971	81.1	52.645	68.7	28.432	102.0	1:59.048	
6	36.610	82.6	52.139	70.1	27.971	103.9	1:56.720		12								

47 Richard Utley (C1) — Caravelle Mk1

lap	Sect-1	Speed	Sect-2	Speed	Sect-3	Speed	Laptime	Pit	lap	Sect-1	Speed	Sect-2	Speed	Sect-3	Speed	Laptime	Pit
1			59.511	62.8	30.500	90.5	2:27.617		5	42.272	72.6	59.300	60.2	31.855	96.5	2:13.427	
2	40.952		1:00.151	58.2	30.442	98.1	2:11.545		6	40.847		59.468	64.6	31.516	93.9	2:11.831	
3	40.290		58.653	62.9	30.807	98.7	2:09.750		7	40.296		59.316	61.7	30.349	94.0	2:09.961	
4	41.035	71.2	59.036	63.5	30.782	97.2	2:10.853		8	42.175		58.682	61.0	30.511	95.5	2:11.368	

48 Simon Hewes (C2) — Lotus 18

lap	Sect-1	Speed	Sect-2	Speed	Sect-3	Speed	Laptime	Pit	lap	Sect-1	Speed	Sect-2	Speed	Sect-3	Speed	Laptime	Pit
1		77.2	56.814	66.1	28.829	103.4	2:18.039		5	37.653	73.5	52.891	70.5	28.002	103.0	1:58.546	
2	38.165	76.2	53.574	67.8	28.353	102.8	2:00.092		6	37.163	80.2	53.935	69.9	28.618	100.0	1:59.716	
3	36.844	76.4	53.344	61.6	29.237	103.9	1:59.425		7	38.232	77.2	54.369	65.1	27.968	101.9	2:00.569	
4	37.055	78.4	53.294	68.4	28.335	100.6	1:58.684		8								

52 Kim Shearn (H) — Penny Ford PF1

lap	Sect-1	Speed	Sect-2	Speed	Sect-3	Speed	Laptime	Pit	lap	Sect-1	Speed	Sect-2	Speed	Sect-3	Speed	Laptime	Pit
1		82.3	53.383	67.2	29.188	100.6	2:10.164		7	38.049	82.1	53.805	67.9	28.074	102.8	1:59.928	
2	37.590	72.6	54.913	66.2	28.438	102.2	2:00.941		8	36.974	81.5	55.937	65.3	28.258	101.9	2:01.169	
3	36.905	82.0	53.525	69.1	28.315	101.7	1:58.745		9	37.462	80.3	55.082	64.4	29.199	99.2	2:01.743	
4	37.027	82.3	53.345	66.2	28.180	101.7	1:58.552		10	39.059	73.8	54.372	69.8	28.497	98.6	2:01.928	
5	37.150	74.1	54.348	67.0	28.589	100.8	2:00.087		11	38.409	81.3	54.087	67.2	28.594	98.3	2:01.090	
6	47.875	70.5	56.330	64.7	28.191	100.3	2:12.396		12								

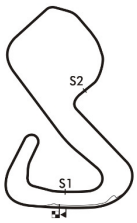

Session Start: 14:07:06 - Finish: 14:27:43
Weather/Track Conditions: Bright / Dry
Circuit: Brands Hatch Grand Prix Circuit
Track Length: 3.916 Km - 2.4330 miles

MST

Legends of Brands Hatch Superprix - 1 - 2 Jul 2017

HSCC/FJHRA Silverline Historic Formula Junior

Race 2 - Sector Analysis

59 Robin Longdon (D2) — Lola Mk3

lap	Sect-1	Speed	Sect-2	Speed	Sect-3	Speed	Laptime	Pit	lap	Sect-1	Speed	Sect-2	Speed	Sect-3	Speed	Laptime	Pit
1		82.8	50.841	73.8	26.363	114.5	2:02.571		7	34.516	89.7	50.304	71.3	26.450	112.4	1:51.270	
2	34.616	86.8	49.214	75.3	25.884	113.2	1:49.714		8	34.967	87.0	48.974	77.1	26.812	112.2	1:50.753	
3	34.782	85.8	48.301	71.2	25.943	114.1	1:49.026		9	34.779	85.7	49.999	73.0	26.548	111.8	1:51.326	
4	34.368	86.1	48.893	71.6	26.433	115.3	1:49.694		10	34.865	87.3	49.868	72.9	27.043	113.2	1:51.776	
5	34.470	88.7	48.774	70.9	26.087	113.3	1:49.331		11	35.521	88.6	49.864	72.0	26.388	114.3	1:51.773	
6	34.090	90.7	49.076	71.0	27.198	113.5	1:50.364		12	35.272	87.0	50.426	71.6	28.225	107.9	1:53.923	

60 Nick Daunt (A) — Taraschi FJ

lap	Sect-1	Speed	Sect-2	Speed	Sect-3	Speed	Laptime	Pit	lap	Sect-1	Speed	Sect-2	Speed	Sect-3	Speed	Laptime	Pit
1		74.2	59.801	62.5	31.429	91.5	2:25.468		6	41.016	76.4	58.547	60.7	31.910	93.4	2:11.473	
2	41.744	68.8	1:00.382	62.5	31.785	87.1	2:13.911		7	40.477	72.2	58.957	65.2	30.791	93.1	2:10.225	
3	41.949	73.6	58.437	65.9	31.663	87.7	2:12.049		8	41.124	71.9	59.994	64.2	30.630	92.9	2:11.748	
4	41.694	73.7	58.827	66.0	31.523	87.3	2:12.044		9	42.300	66.8	1:08.847	61.4	31.490	93.1	2:22.637	
5	41.023	73.3	58.482	64.1	32.232	88.6	2:11.737		10	42.269	66.5	1:01.727	62.9	31.216	92.4	2:15.212	

63 Laine Martin (D2) — Lotus 20

lap	Sect-1	Speed	Sect-2	Speed	Sect-3	Speed	Laptime	Pit	lap	Sect-1	Speed	Sect-2	Speed	Sect-3	Speed	Laptime	Pit
1		84.0	48.015	77.7	25.399	116.3	1:55.266		7	34.490	88.4	48.449	79.2	25.444	117.3	1:48.383	
2	33.446	93.9	47.657	77.8	25.470	117.3	1:46.573		8	34.039	92.6	48.038	78.3	25.769	117.7	1:47.846	
3	33.813	92.4	47.352	79.8	25.465	117.3	1:46.630		9	33.933	93.0	49.519	78.7	26.806	115.5	1:50.258	
4	33.713	92.2	47.707	77.9	25.479	117.3	1:46.899		10	34.282	88.9	48.360	75.6	25.861	116.7	1:48.503	
5	33.659	90.0	47.987	77.0	25.821	118.7	1:47.467		11	34.528	85.2	48.649	80.0	25.785	116.7	1:48.962	
6	33.982	86.3	48.089	75.6	25.597	117.5	1:47.668		12	34.779	92.4	47.991	81.4	25.835	116.1	1:48.605	

66 Cameron Jackson (E1) — Brabham BT2

lap	Sect-1	Speed	Sect-2	Speed	Sect-3	Speed	Laptime	Pit	lap	Sect-1	Speed	Sect-2	Speed	Sect-3	Speed	Laptime	Pit
1		95.8	46.085	82.8	24.398	115.5	1:47.553		7	32.091	96.5	46.002	82.3	24.519	116.7	1:42.612	
2	31.908	96.6	45.142	84.5	24.244	116.1	1:41.294		8	32.013	97.0	45.837	79.6	25.028	116.9	1:42.878	
3	31.614	97.3	45.082	84.0	24.302	116.3	1:40.998		9	32.877	96.3	46.559	83.5	24.603	116.5	1:44.039	
4	31.803	96.6	45.123	83.7	24.521	116.7	1:41.447		10	32.536	95.6	47.107	73.9	25.193	116.9	1:44.836	
5	33.062	94.7	45.319	86.5	24.285	116.7	1:42.666		11	32.695	95.0	46.528	84.5	25.074	116.5	1:44.297	
6	31.933	97.4	45.571	84.2	25.050	116.9	1:42.554		12	32.689	95.8	46.328	81.3	25.108	116.1	1:44.125	

67 Anthony Binnington (E1) — Cooper T67

lap	Sect-1	Speed	Sect-2	Speed	Sect-3	Speed	Laptime	Pit	lap	Sect-1	Speed	Sect-2	Speed	Sect-3	Speed	Laptime	Pit
1		85.0	50.606	73.5	26.343	112.4	1:58.984		7	35.668	90.7	50.122	73.8	26.692	110.7	1:52.482	
2	34.680	87.4	48.914	71.4	26.131	112.4	1:49.725		8	34.321	90.7	49.992	69.3	26.602	112.6	1:50.915	
3	34.384	92.5	53.424	72.7	26.264	113.0	1:54.072		9	35.057	89.8	50.614	73.0	26.471	112.6	1:52.142	
4	34.412	88.4	50.189	71.2	26.552	111.5	1:51.153		10	34.626	91.4	50.558	74.4	26.854	112.0	1:52.038	
5	35.077	88.9	49.817	73.6	26.437	112.2	1:51.331		11	35.225	87.2	50.576	73.8	26.775	112.6	1:52.576	
6	34.978	89.1	49.932	71.0	26.361	112.6	1:51.271		12	35.333	88.6	50.109	69.2	26.354	112.6	1:51.796	

71 James Hicks (D2) — Caravelle Mk3

lap	Sect-1	Speed	Sect-2	Speed	Sect-3	Speed	Laptime	Pit	lap	Sect-1	Speed	Sect-2	Speed	Sect-3	Speed	Laptime	Pit
1							1:57.710		7							1:48.478	
2							1:49.728		8							1:48.754	
3							1:49.610		9							1:49.092	
4							1:48.619		10							1:49.197	
5							1:47.910		11							1:51.580	
6							1:49.527		12							1:50.345	

72 Tom De Gres (E2) — Cooper T59

lap	Sect-1	Speed	Sect-2	Speed	Sect-3	Speed	Laptime	Pit	lap	Sect-1	Speed	Sect-2	Speed	Sect-3	Speed	Laptime	Pit
1		84.2	53.414	71.0	28.708	91.5	2:10.533		7	35.295	88.5	50.950	66.8	27.605	109.7	1:53.850	
2	37.296	79.0	53.050	70.5	27.743	106.2	1:58.089		8	35.470	86.8	51.808	74.0	27.752	103.6	1:55.030	
3	36.051	85.7	52.266	72.5	27.471	107.0	1:55.788		9	59.343	62.5	52.305	71.6	27.271	107.4	2:18.919	
4	36.200	84.1	51.932	65.0	27.359	106.9	1:55.491		10	1:04.309	74.5	54.331	69.8	28.122	105.0	2:26.762	
5	36.470	87.3	51.267	64.1	26.841	108.6	1:54.578		11	37.308	81.7	53.037	71.1	27.675	101.1	1:58.020	
6	36.597	84.8	51.867	71.5	27.122	108.6	1:55.586		12								

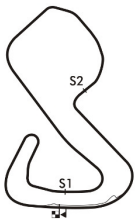

Session Start: 14:07:06 - Finish: 14:27:43
Weather/Track Conditions: Bright / Dry
Circuit: Brands Hatch Grand Prix Circuit
Track Length: 3.916 Km - 2.4330 miles

Legends of Brands Hatch Superprix - 1 - 2 Jul 2017

HSCC/FJHRA Silverline Historic Formula Junior

Race 2 - Sector Analysis

74	Iain Rowley (E1)								Lola Mk5								
lap	Sect-1	Speed	Sect-2	Speed	Sect-3	Speed	Laptime	Pit	lap	Sect-1	Speed	Sect-2	Speed	Sect-3	Speed	Laptime	Pit
1		90.0	47.923	72.8	25.920	111.8	1:54.693		7	34.005	90.7	48.235	79.6	26.062	111.7	1:48.302	
2	33.377	91.2	47.623	74.1	25.840	111.5	1:46.840		8	34.077	88.1	48.231	76.8	26.126	113.5	1:48.434	
3	33.431	91.1	47.394	76.7	25.717	111.8	1:46.542		9	33.886	92.4	49.615	74.5	26.614	112.0	1:50.115	
4	33.539	91.1	47.651	75.7	25.929	111.7	1:47.119		10	34.170	90.5	48.218	75.2	26.246	112.2	1:48.634	
5	33.555	91.1	47.858	77.1	26.183	111.8	1:47.596		11	34.639	89.2	48.155	78.1	26.350	113.2	1:49.144	
6	33.799	90.4	47.963	75.3	26.124	111.3	1:47.886		12	34.197	90.6	48.216	78.3	26.153	110.9	1:48.566	

78	Benn Tilley (E1)								Lotus 22								
lap	Sect-1	Speed	Sect-2	Speed	Sect-3	Speed	Laptime	Pit	lap	Sect-1	Speed	Sect-2	Speed	Sect-3	Speed	Laptime	Pit
1		95.4	45.902	82.6	25.318	117.7	1:50.825		7	33.278	94.2	47.125	80.3	24.527	116.3	1:44.930	
2	31.967	93.9	45.440	80.6	24.345	116.7	1:41.752		8	32.424	93.1	46.368	82.1	26.482	116.1	1:45.274	
3	32.000	88.2	45.808	85.6	24.444	116.5	1:42.252		9	32.850	88.0	46.751	78.3	25.068	112.4	1:44.669	
4	32.050	95.9	45.731	80.7	24.508	117.1	1:42.289		10	33.362	91.5	46.731	79.2	25.000	116.5	1:45.093	
5	32.504	92.2	46.416	78.6	24.396	116.5	1:43.316		11	32.936	93.5	46.788	77.9	25.062	115.7	1:44.786	
6	32.170	95.0	46.619	82.0	24.499	116.5	1:43.288		12	32.873	93.8	46.372	80.8	24.857	113.0	1:44.102	

79	Michael Hibberd (E1)								Lotus 22								
lap	Sect-1	Speed	Sect-2	Speed	Sect-3	Speed	Laptime	Pit	lap	Sect-1	Speed	Sect-2	Speed	Sect-3	Speed	Laptime	Pit
1		95.8	46.490	78.2	25.040	118.1	1:50.445		7	33.026	96.1	46.762	83.8	24.734	117.9	1:44.522	
2	32.857	94.3	46.079	79.0	24.464	119.2	1:43.400		8	32.961	95.5	46.363	82.7	24.872	118.3	1:44.196	
3	32.754	92.5	46.012	81.5	24.400	118.5	1:43.166		9	33.180	95.2	46.784	80.5	25.126	117.7	1:45.090	
4	32.760	96.5	46.341	76.2	24.987	118.1	1:44.088		10	33.303	94.2	48.377	77.6	25.373	117.7	1:47.053	
5	33.526	93.6	47.024	83.0	24.749	117.7	1:45.299		11	33.460	93.4	47.373	81.7	25.286	117.7	1:46.119	
6	32.650	95.1	46.267	74.2	25.315	117.1	1:44.232		12	34.456	94.3	46.872	80.2	25.247	118.5	1:46.575	

85	John Chisholm (D2)								Gemini Mk3A								
lap	Sect-1	Speed	Sect-2	Speed	Sect-3	Speed	Laptime	Pit	lap	Sect-1	Speed	Sect-2	Speed	Sect-3	Speed	Laptime	Pit
1		86.0	49.047	80.7	25.551	112.4	1:57.197		6	34.491	83.9	48.775	81.6	25.295	112.8	1:48.561	
2	34.354	86.0	48.627	82.1	25.442	112.8	1:48.423		7	34.045	91.6	47.649	83.4	25.489	113.2	1:47.183	
3	33.980	91.2	47.315	84.6	25.477	113.2	1:46.772		8	34.216	87.3	48.210	85.4	25.517	115.1	1:47.943	
4	33.344	90.7	47.466	84.3	25.578	113.2	1:46.388		9	33.957	88.1	48.410	77.8	26.071	114.7	1:48.438	
5	33.615	90.7	47.748	81.7	25.385	113.5	1:46.748		10	34.475	89.1	48.128	74.0	25.692	114.9	1:48.295	

97	Hans Ciers (D2)								Lotus 20								
lap	Sect-1	Speed	Sect-2	Speed	Sect-3	Speed	Laptime	Pit	lap	Sect-1	Speed	Sect-2	Speed	Sect-3	Speed	Laptime	Pit
1		69.1	1:00.836	62.6	31.398	90.0	2:27.057		6	38.651	76.8	59.041	57.1	30.677	96.3	2:08.369	
2	40.613	68.0	58.849	61.2	30.483	92.0	2:09.945		7	38.380	77.6	57.744	59.5	30.674	97.3	2:06.798	
3	40.018	72.5	59.263	63.3	30.699	92.6	2:09.980		8	38.955	73.0	57.479	66.1	29.357	96.5	2:05.791	
4	40.247	72.7	59.635	62.1	30.476	94.0	2:10.358		9	38.829	73.5	58.610	67.9	29.188	96.3	2:06.627	
5	39.876	63.3	58.050	67.2	29.789	97.0	2:07.715		10	39.998	73.4	56.069	66.1	29.296	98.1	2:05.363	

99	Mark Shaw (H)								Brabham BT6								
lap	Sect-1	Speed	Sect-2	Speed	Sect-3	Speed	Laptime	Pit	lap	Sect-1	Speed	Sect-2	Speed	Sect-3	Speed	Laptime	Pit
1		93.1	46.678	73.9	24.949	117.1	1:51.716		7	32.949	92.2	47.117	76.5	25.352	115.1	1:45.418	
2	32.490	91.7	46.026	76.9	24.479	117.7	1:42.995		8	32.996	93.8	46.384	77.8	24.590	117.9	1:43.970	
3	32.249	92.7	46.125	75.6	24.640	118.3	1:43.014		9	32.687	94.6	47.116	73.5	24.717	118.7	1:44.520	
4	32.424	92.4	46.442	74.6	24.834	119.4	1:43.700		10	33.100	92.7	49.301	81.0	25.064	117.1	1:47.465	
5	32.640	93.5	48.361	78.4	24.498	118.1	1:45.499		11	33.284	93.1	46.929	77.1	25.052	118.7	1:45.265	
6	32.727	92.5	46.634	77.4	24.804	117.9	1:44.165		12	33.549	93.5	46.967	75.2	25.553	115.5	1:46.069	

134	Nick Finburgh (C2)								Envoy Proto 1								
lap	Sect-1	Speed	Sect-2	Speed	Sect-3	Speed	Laptime	Pit	lap	Sect-1	Speed	Sect-2	Speed	Sect-3	Speed	Laptime	Pit
1		88.0	50.217	78.7	26.690	110.0	2:00.469		7	35.621	88.9	50.030	72.0	27.391	109.3	1:53.042	
2	35.283	87.3	49.823	81.2	26.546	107.7	1:51.652		8	34.655	87.8	50.137	72.3	27.049	108.8	1:51.841	
3	35.321	86.3	49.418	74.0	26.789	110.6	1:51.528		9	35.432	87.8	51.038	78.6	26.669	110.0	1:53.139	
4	34.877	89.7	50.192	77.6	26.328	110.6	1:51.397		10	35.370	88.0	50.033	77.7	26.671	108.9	1:52.074	
5	34.780	87.8	49.310	73.4	26.716	110.7	1:50.806		11	35.535	86.3	50.288	76.8	27.672	107.0	1:53.495	
6	35.365	88.6	49.422	72.1	26.802	110.9	1:51.589		12								

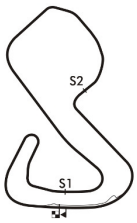

Session Start: 14:07:06 - Finish: 14:27:43
Weather/Track Conditions: Bright / Dry
Circuit: Brands Hatch Grand Prix Circuit
Track Length: 3.916 Km - 2.4330 miles

MST

Legends of Brands Hatch Superprix - 1 - 2 Jul 2017

HSCC/FJHRA Silverline Historic Formula Junior

Race 2 - Sector Analysis

316	Alvin Davies (C1)								Cooper T18								
lap	Sect-1	Speed	Sect-2	Speed	Sect-3	Speed	Laptime	Pit	lap	Sect-1	Speed	Sect-2	Speed	Sect-3	Speed	Laptime	Pit
1		63.8	1:07.194	57.3	35.818	71.8	2:39.103		5	50.377	47.8	1:23.161	49.0	39.216	62.1	2:52.754	
2	44.398	60.4	1:12.317	53.4	37.190	68.2	2:33.905		6	48.777	48.3	1:20.229	48.8	43.180	54.9	2:52.186	
3	44.695	56.0	1:14.615	51.6	39.855	59.4	2:39.165		7	51.446	46.8	1:25.340	47.9	43.023	54.0	2:59.809	
4	51.002	48.4	1:21.057	50.1	41.702	56.5	2:53.761		8	52.224	41.9	1:22.955	48.6	43.057	54.9	2:58.236	

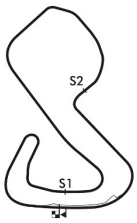

Session Start: 14:07:06 - Finish: 14:27:43
Weather/Track Conditions: Bright / Dry
Circuit: Brands Hatch Grand Prix Circuit
Track Length: 3.916 Km - 2.4330 miles

Legends of Brands Hatch Superprix - 1 - 2 Jul 2017

HSCC/FJHRA Silverline Historic Formula Junior

Race 2 - Best Sector Times

	SECTOR 1			SECTOR 2			SECTOR 3		
	NO	TIME	LAP	NO	TIME	LAP	NO	TIME	LAP
1	66	31.614	3	66	45.082	3	66	24.244	2
2	78	31.967	2	78	45.440	2	78	24.345	2
3	99	32.249	3	79	46.012	3	79	24.400	3
4	79	32.650	6	99	46.026	2	99	24.479	2
5	85	33.344	4	85	47.315	3	85	25.295	6
6	74	33.377	2	63	47.352	3	63	25.399	1
7	63	33.446	2	74	47.394	3	74	25.717	3
8	59	34.090	6	59	48.301	3	59	25.884	2
9	43	34.267	4	43	48.763	2	67	26.131	2
10	67	34.321	8	67	48.914	2	134	26.328	4
11	134	34.655	8	134	49.310	5	43	26.405	2
12	3	34.835	2	37	49.887	1	37	26.514	1
13	31	34.988	7	3	50.202	5	31	26.682	10
14	34	35.051	2	34	50.647	2	3	26.749	5
15	72	35.295	7	72	50.950	7	34	26.822	2
16	37	35.629	2	46	51.094	4	72	26.841	5
17	46	36.089	4	31	51.225	10	38	27.092	2
18	38	36.265	2	38	51.730	4	46	27.391	4
19	39	36.663	7	39	51.901	7	39	27.852	5
20	48	36.844	3	48	52.891	5	48	27.968	7
21	52	36.905	3	52	53.345	4	52	28.074	7
22	22	37.252	3	22	53.972	2	30	28.283	8
23	30	37.282	9	30	54.299	8	22	28.672	2
24	97	38.380	7	97	56.069	10	97	29.188	9
25	26	38.566	7	26	56.946	9	26	29.953	9
26	47	40.290	3	60	58.437	3	47	30.349	7
27	60	40.477	7	47	58.653	3	60	30.630	8
28	33			316	1:07.194	1	316	35.818	1
29	316	43.814	1	33			33		
30	71			71			71		

IDEAL / BEST LAP COMPARISON

NO	NAME	BEST	IN	IDEAL	DIFF
66	Cameron Jackson	1:40.998	3	1:40.940	+0.058
78	Benn Tilley	1:41.752	2	1:41.752	+0.000
99	Mark Shaw	1:42.995	2	1:42.754	+0.241
79	Michael Hibberd	1:43.166	3	1:43.062	+0.104
85	John Chisholm	1:46.388	4	1:45.954	+0.434
74	Iain Rowley	1:46.542	3	1:46.488	+0.054
63	Laine Martin	1:46.573	2	1:46.197	+0.376
71	James Hicks	1:47.910	5		+
59	Robin Longdon	1:49.026	3	1:48.275	+0.751
67	Anthony Binnington	1:49.725	2	1:49.366	+0.359
43	Ian Simmonds	1:49.925	2	1:49.435	+0.490
134	Nick Finburgh	1:50.806	5	1:50.293	+0.513
3	Justin Fleming	1:51.989	2	1:51.786	+0.203
34	James Owen	1:52.520	2	1:52.520	+0.000
31	John Lord	1:53.424	10	1:52.895	+0.529
72	Tom De Gres	1:53.850	7	1:53.086	+0.764
46	Chris Alford	1:54.574	4	1:54.574	+0.000
38	Gil Duffy	1:55.456	2	1:55.087	+0.369
39	Simon Durling	1:56.724	7	1:56.416	+0.308
48	Simon Hewes	1:58.546	5	1:57.703	+0.843
52	Kim Shearn	1:58.552	4	1:58.324	+0.228
22	Robin Lackford	2:00.109	2	1:59.896	+0.213
30	Roger Skipp	2:00.456	8	1:59.864	+0.592
37	Andrew Taylor	2:00.729	1	1:52.030	+8.699
97	Hans Ciers	2:05.363	10	2:03.637	+1.726
26	Roger Dexter	2:05.751	9	2:05.465	+0.286
47	Richard Utley	2:09.750	3	2:09.292	+0.458
60	Nick Daunt	2:10.225	7	2:09.544	+0.681
316	Alvin Davies	2:33.905	2	2:26.826	+7.079
33	Stuart Tizzard				+

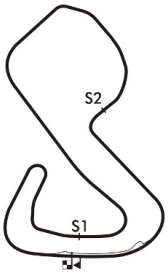

Session Start: 14:07:06 - Finish: 14:27:43
Weather/Track Conditions: Bright / Dry
Circuit: Brands Hatch Grand Prix Circuit
Track Length: 3.916 Km - 2.4330 miles

Legends of Brands Hatch Superprix - 1 - 2 Jul 2017

HSCC/FJHRA Silverline Historic Formula Junior

Race 2 - Best Sector Speeds

	NO	SECTOR 1	MPH	NO	SECTOR 2	MPH	NO	SECTOR 3	MPH
1	66	Cameron Jackson	97.4	66	Cameron Jackson	86.5	99	Mark Shaw	119.4
2	79	Michael Hibberd	96.5	78	Benn Tilley	85.6	79	Michael Hibberd	119.2
3	78	Benn Tilley	95.9	85	John Chisholm	85.4	63	Laine Martin	118.7
4	99	Mark Shaw	94.6	79	Michael Hibberd	83.8	78	Benn Tilley	117.7
5	63	Laine Martin	93.9	63	Laine Martin	81.4	66	Cameron Jackson	116.9
6	67	Anthony Binnington	92.5	134	Nick Finburgh	81.2	59	Robin Longdon	115.3
7	74	Iain Rowley	92.4	99	Mark Shaw	81.0	85	John Chisholm	115.1
8	85	John Chisholm	91.6	74	Iain Rowley	79.6	74	Iain Rowley	113.5
9	43	Ian Simmonds	91.4	38	Gil Duffy	78.3	67	Anthony Binnington	113.0
10	59	Robin Longdon	90.7	43	Ian Simmonds	78.0	43	Ian Simmonds	111.7
11	134	Nick Finburgh	89.7	3	Justin Fleming	77.9	134	Nick Finburgh	110.9
12	3	Justin Fleming	88.6	59	Robin Longdon	77.1	72	Tom De Gres	109.7
13	72	Tom De Gres	88.5	31	John Lord	75.5	3	Justin Fleming	109.3
14	38	Gil Duffy	85.4	34	James Owen	74.7	31	John Lord	109.3
15	46	Chris Alford	85.4	67	Anthony Binnington	74.4	38	Gil Duffy	108.9
16	39	Simon Durling	85.3	72	Tom De Gres	74.0	37	Andrew Taylor	106.9
17	31	John Lord	85.1	37	Andrew Taylor	73.8	46	Chris Alford	106.7
18	34	James Owen	85.1	46	Chris Alford	73.8	39	Simon Durling	106.5
19	37	Andrew Taylor	82.8	30	Roger Skipp	72.6	34	James Owen	105.4
20	52	Kim Shearn	82.3	48	Simon Hewes	70.5	48	Simon Hewes	103.9
21	33	Stuart Tizzard	82.1	52	Kim Shearn	69.8	30	Roger Skipp	102.8
22	30	Roger Skipp	82.0	22	Robin Lackford	69.2	52	Kim Shearn	102.8
23	48	Simon Hewes	80.2	39	Simon Durling	68.8	22	Robin Lackford	99.9
24	22	Robin Lackford	79.1	97	Hans Ciers	67.9	47	Richard Utley	98.7
25	97	Hans Ciers	77.6	60	Nick Daunt	66.0	97	Hans Ciers	98.1
26	60	Nick Daunt	76.4	26	Roger Dexter	65.7	26	Roger Dexter	96.9
27	26	Roger Dexter	75.5	47	Richard Utley	64.6	60	Nick Daunt	93.4
28	47	Richard Utley	72.6	316	Alvin Davies	57.3	316	Alvin Davies	71.8
29	316	Alvin Davies	63.8	33	Stuart Tizzard	0.0	33	Stuart Tizzard	58.2
30	71	James Hicks	0.0	71	James Hicks	0.0	71	James Hicks	0.0

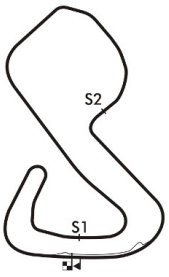

Session Start: 14:07:06 - Finish: 14:27:43
Weather/Track Conditions: Bright / Dry
Circuit: Brands Hatch Grand Prix Circuit
Track Length: 3.916 Km - 2.4330 miles

Legends of Brands Hatch Superprix - 1 - 2 Jul 2017

HSCC/FJHRA Silverline Historic Formula Junior

Race 2 - Lap Chart

Lap 1			Lap 2			Lap 3			Lap 4			Lap 5			Lap 6		
NO	Behind	Laptime	NO	Behind	Laptime	NO	Behind	Laptime	NO	Behind	Laptime	NO	Behind	Laptime	NO	Behind	Laptime
66		1:47.553	66		1:41.294	66		1:40.998	66		1:41.447	66		1:42.666	66		1:42.554
79	2.892	1:50.445	78	3.730	1:41.752	316	1 LAP	2:33.905	60	1 LAP	2:12.049	78	6.476	1:43.316	78	7.210	1:43.288
78	3.272	1:50.825	79	4.998	1:43.400	78	4.984	1:42.252	78	5.826	1:42.289	79	12.440	1:45.299	79	14.118	1:44.232
99	4.163	1:51.716	99	5.864	1:42.995	79	7.166	1:43.166	79	9.807	1:44.088	99	12.966	1:45.499	99	14.577	1:44.165
74	7.140	1:54.693	74	12.686	1:46.840	99	7.880	1:43.014	99	10.133	1:43.700	26	1 LAP	2:09.238	30	1 LAP	2:03.237
63	7.713	1:55.266	63	12.992	1:46.573	74	18.230	1:46.542	74	23.902	1:47.119	97	1 LAP	2:10.358	316	2 LAPS	2:53.761
85	9.644	1:57.197	85	16.773	1:48.423	63	18.624	1:46.630	63	24.076	1:46.899	47	1 LAP	2:10.853	63	33.991	1:47.668
71	10.157	1:57.710	71	18.591	1:49.728	85	22.547	1:46.772	85	27.488	1:46.388	74	28.832	1:47.596	74	34.164	1:47.886
67	11.431	1:58.984	67	19.862	1:49.725	71	27.203	1:49.610	71	34.375	1:48.619	63	28.877	1:47.467	85	37.577	1:48.561
43	12.086	1:59.639	43	20.717	1:49.925	43	30.411	1:50.692	43	39.599	1:50.635	60	1 LAP	2:12.044	26	1 LAP	2:07.921
134	12.916	2:00.469	134	23.274	1:51.652	59	31.466	1:49.026	59	39.713	1:49.694	85	31.570	1:46.748	71	46.592	1:49.527
37	13.176	2:00.729	59	23.438	1:49.714	67	32.936	1:54.072	67	42.642	1:51.153	71	39.619	1:47.910	97	1 LAP	2:07.715
59	15.018	2:02.571	3	26.859	1:51.989	134	33.804	1:51.528	134	43.754	1:51.397	59	46.378	1:49.331	59	54.188	1:50.364
3	16.164	2:03.717	46	31.134	1:55.290	3	38.123	1:52.262	3	50.177	1:53.501	43	48.007	1:51.074	47	1 LAP	2:13.427
46	17.138	2:04.691	38	31.490	1:55.456	38	46.050	1:55.558	46	59.198	1:54.574	67	51.307	1:51.331	43	57.789	1:52.336
38	17.328	2:04.881	34	32.412	1:52.520	46	46.071	1:55.935	38	1:00.445	1:55.842	134	51.894	1:50.806	60	1 LAP	2:11.737
34	21.186	2:08.739	31	39.071	1:56.697	34	46.413	1:54.999	316	1 LAP	2:39.165	3	59.936	1:52.425	67	1:00.024	1:51.271
52	22.611	2:10.164	72	39.775	1:58.089	72	54.565	1:55.788	34	1:00.951	1:55.985	46	1:12.674	1:56.142	134	1:00.929	1:51.589
72	22.980	2:10.533	52	42.258	2:00.941	31	54.954	1:56.881	72	1:08.609	1:55.491	34	1:15.387	1:57.102	3	1:11.269	1:53.887
31	23.668	2:11.221	22	42.895	2:00.109	52	1:00.005	1:58.745	31	1:09.028	1:55.521	72	1:20.521	1:54.578	46	1:26.840	1:56.720
22	24.080	2:11.633	39	47.351	1:58.698	39	1:06.363	2:00.010	52	1:17.110	1:58.552	31	1:21.569	1:55.207	34	1:27.337	1:54.504
30	29.455	2:17.008	48	49.284	2:00.092	48	1:07.711	1:59.425	39	1:23.793	1:58.877	38	1:32.501	2:14.722	31	1:32.968	1:53.953
39	29.947	2:17.500	30	53.419	2:05.258	30	1:17.356	2:04.935	48	1:24.948	1:58.684	52	1:34.531	2:00.087	72	1:33.553	1:55.586
48	30.486	2:18.039	26	1:07.094	2:11.475	26	1:36.003	2:09.907	30	1:38.902	2:02.993	39	1:40.054	1:58.927			
26	36.913	2:24.466	97	1:08.155	2:09.945	97	1:37.137	2:09.980				48	1:40.828	1:58.546			
60	37.915	2:25.468	47	1:10.315	2:11.545	47	1:39.067	2:09.750									
97	39.504	2:27.057	60	1:10.532	2:13.911												
47	40.064	2:27.617															
316	51.550	2:39.103															

Session Start: 14:07:06 - Finish: 14:27:43
Weather/Track Conditions: Bright / Dry
Circuit: Brands Hatch Grand Prix Circuit
Track Length: 3.916 Km - 2.4330 miles

Legends of Brands Hatch Superprix - 1 - 2 Jul 2017

HSCC/FJHRA Silverline Historic Formula Junior

Race 2 - Lap Chart

Lap 7			Lap 8			Lap 9			Lap 10			Lap 11			Lap 12		
NO	Behind	Laptime	NO	Behind	Laptime	NO	Behind	Laptime	NO	Behind	Laptime	NO	Behind	Laptime	NO	Behind	Laptime
66		1:42.612	66		1:42.878	66		1:44.039	66		1:44.836	66		1:44.297	66		1:44.125
78	9.528	1:44.930	31	1 LAP	1:53.602	47	2 LAPS	2:09.961	3	1 LAP	1:56.849	43	1 LAP	1:53.647	134	1 LAP	1:53.495
48	1 LAP	1:59.716	72	1 LAP	1:53.850	34	1 LAP	1:54.235	78	12.811	1:45.093	78	13.300	1:44.786	30	2 LAPS	2:02.686
79	16.028	1:44.522	78	11.924	1:45.274	60	2 LAPS	2:10.225	26	2 LAPS	2:06.110	3	1 LAP	1:55.768	43	1 LAP	1:53.792
99	17.383	1:45.418	79	17.346	1:44.196	31	1 LAP	1:55.397	97	2 LAPS	2:05.791	79	22.436	1:46.119	78	13.277	1:44.102
38	1 LAP	2:14.367	99	18.475	1:43.970	46	1 LAP	1:57.890	34	1 LAP	1:53.727	99	22.553	1:45.265	99	24.497	1:46.069
52	1 LAP	2:12.396	48	1 LAP	2:00.569	78	12.554	1:44.669	79	20.614	1:47.053	34	1 LAP	1:55.490	79	24.886	1:46.575
39	1 LAP	2:08.701	38	1 LAP	1:58.129	72	1 LAP	1:55.030	99	21.585	1:47.465	31	1 LAP	1:53.424	3	1 LAP	1:55.876
30	1 LAP	2:00.971	39	1 LAP	1:56.724	79	18.397	1:45.090	31	1 LAP	1:54.325	26	2 LAPS	2:05.751	31	1 LAP	1:53.871
63	39.762	1:48.383	52	1 LAP	1:59.928	99	18.956	1:44.520	46	1 LAP	1:57.299	316	4 LAPS	2:59.809	34	1 LAP	1:56.424
74	39.854	1:48.302	63	44.730	1:47.846	63	50.949	1:50.258	47	2 LAPS	2:11.368	97	2 LAPS	2:06.627	46	1 LAP	1:59.048
85	42.148	1:47.183	74	45.410	1:48.434	74	51.486	1:50.115	60	2 LAPS	2:11.748	46	1 LAP	1:57.421	26	2 LAPS	2:07.018
71	52.458	1:48.478	85	47.213	1:47.943	85	51.612	1:48.438	72	1 LAP	2:18.919	63	59.281	1:48.962	97	2 LAPS	2:05.363
59	1:02.846	1:51.270	30	1 LAP	2:01.122	39	1 LAP	1:58.303	63	54.616	1:48.503	74	1:00.131	1:49.144	63	1:03.761	1:48.605
43	1:09.202	1:54.025	71	58.334	1:48.754	38	1 LAP	1:59.643	85	55.071	1:48.295	71	1:15.031	1:51.580	74	1:04.572	1:48.566
67	1:09.894	1:52.482	59	1:10.721	1:50.753	52	1 LAP	2:01.169	74	55.284	1:48.634	60	2 LAPS	2:22.637	71	1:21.251	1:50.345
134	1:11.359	1:53.042	67	1:17.931	1:50.915	71	1:03.387	1:49.092	39	1 LAP	1:57.300	39	1 LAP	2:00.204	38	1 LAP	1:58.942
26	1 LAP	2:07.846	134	1:20.322	1:51.841	316	3 LAPS	2:52.186	38	1 LAP	1:56.814	38	1 LAP	1:59.894	39	1 LAP	2:01.091
97	1 LAP	2:08.369	43	1:26.685	2:00.361	30	1 LAP	2:00.456	71	1:07.748	1:49.197	72	1 LAP	2:26.762	59	1:42.222	1:53.923
3	1:23.730	1:55.073	3	1:35.747	1:54.895	59	1:18.008	1:51.326	52	1 LAP	2:01.743	52	1 LAP	2:01.928	72	1 LAP	1:58.020
47	1 LAP	2:11.831	26	1 LAP	2:07.898	67	1:26.034	1:52.142	59	1:24.948	1:51.776	59	1:32.424	1:51.773	60	2 LAPS	2:15.212
60	1 LAP	2:11.473	97	1 LAP	2:06.798	134	1:29.422	1:53.139	30	1 LAP	2:02.926	67	1:41.515	1:52.576	52	1 LAP	2:01.090
316	2 LAPS	2:52.754				43	1:35.583	1:52.937	67	1:33.236	1:52.038				67	1:49.186	1:51.796
46	1:41.567	1:57.339							134	1:36.660	1:52.074				316	4 LAPS	2:58.236
34	1:41.764	1:57.039															

Session Start: 14:07:06 - Finish: 14:27:43
Weather/Track Conditions: Bright / Dry
Circuit: Brands Hatch Grand Prix Circuit
Track Length: 3.916 Km - 2.4330 miles

Legends of Brands Hatch Superprix - 1 - 2 Jul 2017

HSCC Historic Formula Ford with Avon Tyres, Radio Caroline & Titan Historic Racing

Race 3 - Classification

Sheet No:

POS	NO	DRIVER/S	CLASS	CLASS POS	CAR MAKE / MODEL	TIME	LAPS	GAP	DIFF	MPH	BEST	ON
1	40	Sam Mitchell		1	Merlyn Mk20	20:05.416	12	-- 12 laps		87.19	1:38.637	7
2	94	Michael O'Brien		2	Merlyn Mk20	20:06.626	12	1.210	1.210	87.10	1:39.321	6
3	24	Ben Mitchell		3	Merlyn Mk20	20:06.692	12	1.276	0.066	87.10	1:39.248	3
4	1	Callum Grant		4	Merlyn Mk20A	20:08.182	12	2.766	1.490	86.99	1:39.281	3
5	48	Benn Tilley		5	Merlyn Mk20	20:08.464	12	3.048	0.282	86.97	1:38.678	7
6	53	Richard Tarling		6	Macon MR8	20:10.062	12	4.646	1.598	86.86	1:39.539	8
7	3	Benn Simms		7	Jomo JMR7	20:10.132	12	4.716	0.070	86.85	1:39.414	9
8	4	Maxim Bartell		8	Merlyn Mk20A	20:10.269	12	4.853	0.137	86.84	1:39.275	10
9	60	James Buckton		9	Crossle 16F	20:18.907	12	13.491	8.638	86.23	1:40.284	6
10	15	Matthew Wrigley		10	Merlyn Mk11A/20	20:26.144	12	20.728	7.237	85.72	1:40.573	4
11	13	Stuart Kestenbaum	OF	1	Crossle 16F	20:32.122	12	26.706	5.978	85.30	1:40.726	3
12	21	Ross Drybrough		11	Merlyn Mk20AS	20:33.814	12	28.398	1.692	85.18	1:41.528	4
13	17	Brian Morris	OF	2	Lola T202	20:37.868	12	32.452	4.054	84.90	1:41.869	11
14	29	Westie Mitchell	OF	3	Lotus 59	20:50.633	12	45.217	12.765	84.04	1:40.669	3
15	22	Tim Brise	OF	4	Merlyn Mk20	20:53.150	12	47.734	2.517	83.87	1:41.440	5
16	56	Roland Svensson	OF	5	Merlyn Mk17	20:53.452	12	48.036	0.302	83.85	1:42.954	10
17	36	Rob Smith	OF	6	Merlyn Mk20	21:00.251	12	54.835	6.799	83.39	1:41.006	6
18	20	Kevin Stanzl	OF	7	Crossle 20F	21:00.790	12	55.374	0.539	83.36	1:43.616	2
19	75	Daniel Pickett		12	Merlyn Mk20	21:03.537	12	58.121	2.747	83.18	1:43.794	3
20	77	Chris Sharples	OF	8	Palliser WDF1	21:04.086	12	58.670	0.549	83.15	1:43.458	4
21	66	Andrew Wiggins	OF	9	Titan Mk6	21:13.832	12	1:08.416	9.746	82.51	1:44.209	7
22	87	Ian Jeary		13	Elden Mk8	21:15.381	12	1:09.965	1.549	82.41	1:44.178	10
23	46	Stuart Dix	OF	10	Cooper Chinook	21:15.522	12	1:10.106	0.141	82.40	1:43.625	11
24	35	Michael Rasper		14	Merlyn Mk11A	21:15.677	12	1:10.261	0.155	82.39	1:43.692	10
25	27	Dick Dixon	OF	11	Lotus 61	21:15.720	12	1:10.304	0.043	82.39	1:43.742	9
26	47	Louis Hanjoul	OF	12	Elden Mk8/10	21:15.848	12	1:10.432	0.128	82.38	1:43.293	11
27	14	Neil Shinner	OF	13	Merlyn Mk20	21:19.190	12	1:13.774	3.342	82.16	1:42.125	5
28	49	Harvey Sykes		15	Crossle 20F	21:19.859	12	1:14.443	0.669	82.12	1:44.065	11
29	7	Robs Lamplough	OF	14	Winkelmann WDF2	21:21.717	12	1:16.301	1.858	82.00	1:44.834	12
30	122	Chris Williams		16	Caldwell D9	21:22.098	12	1:16.682	0.381	81.98	1:44.512	12
31	81	James Lovett		17	Lola T200	21:23.205	12	1:17.789	1.107	81.90	1:44.597	8
32	93	Rudolf Ernst	OF	15	Titan Mk6	21:23.826	12	1:18.410	0.621	81.87	1:44.720	11
33	19	Stephen King	OF	16	Macon MR8	21:24.548	12	1:19.132	0.722	81.82	1:44.862	12
34	177	Peter Hannam	OF	17	Nike Mk6	21:37.218	12	1:31.802	12.670	81.02	1:45.362	12
35	32	Nigel Adams	OF	18	Lotus 61	20:23.158	11	-- 11 laps	31.302	78.77	1:48.458	9
					---------- NOT CLASSIFIED ----------							
DNF	58	Michael Grant Peterkin			Brabham BT21	15:28.966	9	-- 9 laps --		84.85	1:40.957	5
DNF	64	Cameron Jackson			Lola T200	14:02.595	7	-- 7 laps --	2:02.318	72.76	1:39.102	5
DNF	72	Alistair Littlewood			Merlyn Mk20A							

---------- FASTEST LAP SUMMARY ----------

NO	DRIVER/S	CLASS	CAR MAKE / MODEL	FASTEST LAP	ON	MPH
40	Sam Mitchell		Merlyn Mk20	1:38.637	7	88.80
29	Westie Mitchell	OF	Lotus 59	1:40.669	3	87.01

Session Start: 14:49:20 - Finish: 15:09:25
Weather/Track Conditions: Cloud / Dry
Circuit: Brands Hatch Grand Prix Circuit
Track Length: 3.916 Km - 2.4330 miles

These results are provisional until the conclusion of any judicial and technical matters.

Clerk of the Course:	Timekeeper:	Issued at:
Julian Floyd	Nick Palmer	

MST

Printed : 01-07-2017 - 15:12

Full results available at www.mstworld.com. Email: timing@mstworld.com

Legends of Brands Hatch Superprix - 1 - 2 Jul 2017

HSCC Historic Formula Ford with Avon Tyres, Radio Caroline & Titan Historic Racing

Race 3 - Sector Analysis

1	Callum Grant ( )								Merlyn Mk20A							
lap	Sect-1	Speed	Sect-2	Speed	Sect-3	Speed	Laptime	Pit	lap	Sect-1	Speed	Sect-2	Speed	Sect-3	Speed	Laptime	Pit
1		94.8	44.798	88.8	24.390	114.3	1:46.780		7	31.241	95.9	44.280	86.7	23.974	115.3	1:39.495	
2	31.562	95.1	44.982	87.8	24.758	114.3	1:41.302		8	31.771	91.0	44.643	85.7	24.316	112.8	1:40.730	
3	31.350	95.6	44.049	89.1	23.882	114.9	1:39.281		9	31.562	94.8	44.170	87.2	24.285	111.5	1:40.017	
4	32.283	94.2	44.180	87.6	23.724	117.1	1:40.187		10	32.082	93.0	44.623	86.6	24.059	117.9	1:40.764	
5	31.639	96.3	44.033	85.5	23.884	116.3	1:39.556		11	31.835	93.5	44.088	85.5	23.890	115.5	1:39.813	
6	31.218	96.1	44.284	87.6	23.847	117.5	1:39.349		12	31.824	91.9	44.884	92.2	24.200	112.4	1:40.908	

3	Benn Simms ( )								Jomo JMR 7							
lap	Sect-1	Speed	Sect-2	Speed	Sect-3	Speed	Laptime	Pit	lap	Sect-1	Speed	Sect-2	Speed	Sect-3	Speed	Laptime	Pit
1		91.9	44.888	86.8	24.687	112.8	1:48.418		7	31.599	91.6	45.239	87.5	23.999	112.8	1:40.837	
2	31.592	92.6	44.236	84.1	24.706	115.3	1:40.534		8	31.244	92.9	44.699	91.6	24.055	111.1	1:39.998	
3	31.923	92.1	44.198	89.4	24.517	110.9	1:40.638		9	31.437	91.2	44.020	88.8	23.957	113.9	1:39.414	
4	31.655	92.0	44.508	91.3	24.170	113.0	1:40.333		10	31.103	93.8	44.928	92.2	23.986	114.9	1:40.017	
5	31.351	92.2	44.254	86.9	23.864	114.9	1:39.469		11	31.407	94.4	44.963	93.1	24.201	112.2	1:40.571	
6	31.685	94.6	44.288	88.6	24.291	116.1	1:40.264		12	31.278	92.1	44.096	89.1	24.265	113.7	1:39.639	

4	Maxim Bartell ( )								Merlyn Mk20A							
lap	Sect-1	Speed	Sect-2	Speed	Sect-3	Speed	Laptime	Pit	lap	Sect-1	Speed	Sect-2	Speed	Sect-3	Speed	Laptime	Pit
1		92.5	45.179	90.5	24.233	115.7	1:47.859		7	31.290	95.0	45.540	81.3	24.017	115.1	1:40.847	
2	31.866	92.1	44.350	86.6	24.698	114.5	1:40.914		8	31.321	93.9	44.614	89.2	23.996	115.1	1:39.931	
3	31.942	93.0	44.434	86.9	24.401	112.2	1:40.777		9	31.545	92.9	44.228	85.5	24.151	113.3	1:39.924	
4	32.085	94.4	44.408	87.3	23.897	114.7	1:40.390		10	31.168	94.0	44.284	85.5	23.823	115.3	1:39.275	
5	31.423	95.4	44.477	84.2	23.900	115.9	1:39.800		11	31.674	93.9	44.817	87.7	24.095	115.3	1:40.586	
6	31.523	94.3	44.533	85.5	24.241	115.5	1:40.297		12	31.317	95.4	44.172	87.6	24.180	113.7	1:39.669	

7	Robs Lamplough (OF)								Winkelmann WDF2							
lap	Sect-1	Speed	Sect-2	Speed	Sect-3	Speed	Laptime	Pit	lap	Sect-1	Speed	Sect-2	Speed	Sect-3	Speed	Laptime	Pit
1		91.7	47.242	84.3	25.399	110.2	1:57.697		7	34.726	89.7	47.147	82.0	25.483	110.7	1:47.356	
2	33.031	90.5	47.185	81.8	25.603	109.5	1:45.819		8	32.766	91.9	46.740	82.8	25.343	110.2	1:44.849	
3	32.798	90.5	46.535	80.0	25.743	109.5	1:45.076		9	32.848	91.6	46.425	77.4	25.607	110.4	1:44.880	
4	33.441	89.8	47.473	82.9	25.677	108.9	1:46.591		10	32.641	91.4	46.952	83.1	25.635	114.3	1:45.228	
5	33.634	89.5	48.146	80.5	25.300	110.4	1:47.080		11	33.909	91.4	46.226	82.9	25.609	109.1	1:45.744	
6	32.926	91.6	47.210	76.0	26.427	110.6	1:46.563		12	33.385	91.4	45.875	79.5	25.574	108.1	1:44.834	

13	Stuart Kestenbaum (OF)								Crossle 16F							
lap	Sect-1	Speed	Sect-2	Speed	Sect-3	Speed	Laptime	Pit	lap	Sect-1	Speed	Sect-2	Speed	Sect-3	Speed	Laptime	Pit
1		91.5	45.921	86.3	24.443	113.5	1:51.008		7	31.837	92.1	45.568	84.0	24.527	110.7	1:41.932	
2	32.704	91.9	45.222	86.3	24.685	112.0	1:42.611		8	31.725	92.1	45.641	83.6	24.759	111.1	1:42.125	
3	31.565	92.5	44.971	86.6	24.190	114.7	1:40.726		9	31.746	91.5	45.469	81.9	24.797	109.8	1:42.012	
4	31.959	92.4	44.925	86.2	24.487	113.5	1:41.371		10	31.862	91.0	45.395	86.1	24.686	110.0	1:41.943	
5	31.842	93.1	44.621	88.4	24.287	114.9	1:40.750		11	31.792	90.6	47.061	80.4	24.820	110.6	1:43.673	
6	31.868	94.4	45.240	87.9	24.382	112.2	1:41.490		12	31.950	92.0	45.857	82.3	24.674	110.7	1:42.481	

14	Neil Shinner (OF)								Merlyn Mk20							
lap	Sect-1	Speed	Sect-2	Speed	Sect-3	Speed	Laptime	Pit	lap	Sect-1	Speed	Sect-2	Speed	Sect-3	Speed	Laptime	Pit
1		92.2	46.103	83.4	24.904	114.7	1:54.091		7	31.944	92.9	45.347	83.3	25.177	112.8	1:42.468	
2	32.210	93.8	45.893	83.7	24.534	115.7	1:42.637		8	32.319	87.6	46.916	83.4	24.716	112.4	1:43.951	
3	32.386	92.4	45.747	84.8	24.636	112.2	1:42.769		9	32.586	89.8	47.564	80.4	25.123	111.5	1:45.273	
4	32.240	92.9	45.836	85.8	24.554	113.0	1:42.630		10	32.667	90.9	47.208	81.8	25.221	110.4	1:45.096	
5	32.054	91.7	45.366	84.8	24.705	111.8	1:42.125		11	32.511	91.4	46.360	85.9	24.867	111.1	1:43.738	
6	32.277	93.5	45.555	83.7	24.528	112.2	1:42.360		12	1:00.825	90.9	46.250	82.1	24.977	111.5	2:12.052	

15	Matthew Wrigley ( )								Merlyn Mk11A/20							
lap	Sect-1	Speed	Sect-2	Speed	Sect-3	Speed	Laptime	Pit	lap	Sect-1	Speed	Sect-2	Speed	Sect-3	Speed	Laptime	Pit
1		91.6	45.162	88.6	24.369	113.2	1:48.937		7	32.014	93.3	45.091	90.1	24.759	111.7	1:41.864	
2	31.610	93.8	44.800	87.6	24.401	113.3	1:40.811		8	31.743	92.4	44.993	89.9	24.743	110.9	1:41.479	
3	31.650	93.6	44.596	89.4	24.377	113.0	1:40.623		9	31.856	91.9	45.406	89.5	25.031	110.0	1:42.293	
4	31.601	92.4	44.363	88.3	24.609	112.8	1:40.573		10	31.926	89.7	44.974	87.0	24.953	110.0	1:41.853	
5	31.561	92.6	44.854	88.9	24.656	111.5	1:41.071		11	31.932	90.9	45.299	89.7	25.062	109.7	1:42.293	
6	32.005	91.7	45.143	90.0	24.562	110.6	1:41.710		12	32.286	89.7	45.106	88.8	25.245	107.9	1:42.637	

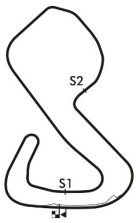

Session Start: 14:49:20 - Finish: 15:09:25
Weather/Track Conditions: Cloud / Dry
Circuit: Brands Hatch Grand Prix Circuit
Track Length: 3.916 Km - 2.4330 miles

MST

Full results available at www.mstworld.com. Email: timing@mstworld.com

Printed : 01-07-2017 - 15:14

Legends of Brands Hatch Superprix - 1 - 2 Jul 2017

HSCC Historic Formula Ford with Avon Tyres, Radio Caroline & Titan Historic Racing

Race 3 - Sector Analysis

17 Brian Morris (OF) — Lola T202

lap	Sect-1	Speed	Sect-2	Speed	Sect-3	Speed	Laptime	Pit	lap	Sect-1	Speed	Sect-2	Speed	Sect-3	Speed	Laptime	Pit
1		86.9	46.374	82.2	24.676	110.9	1:52.562		7	32.242	91.0	45.809	85.9	24.547	109.5	1:42.598	
2	32.647	90.6	45.643	78.7	24.663	113.7	1:42.953		8	31.937	90.1	45.967	83.4	24.413	110.6	1:42.317	
3	32.044	90.7	45.467	85.9	24.681	109.8	1:42.192		9	32.868	91.7	45.128	85.1	24.392	110.4	1:42.388	
4	31.965	90.9	45.363	85.1	24.542	110.6	1:41.870		10	31.761	90.9	45.548	83.3	24.568	111.1	1:41.877	
5	31.885	90.7	45.617	84.5	24.588	109.5	1:42.090		11	32.131	92.0	45.303	86.3	24.435	109.8	1:41.869	
6	31.758	91.1	46.160	83.9	24.579	109.5	1:42.497		12	31.618	91.6	44.924	88.7	26.113	108.2	1:42.655	

19 Stephen King (OF) — Macon MR8

lap	Sect-1	Speed	Sect-2	Speed	Sect-3	Speed	Laptime	Pit	lap	Sect-1	Speed	Sect-2	Speed	Sect-3	Speed	Laptime	Pit
1		87.3	49.574	79.6	25.640	110.2	2:03.707		7	33.292	85.3	47.608	72.2	25.353	110.0	1:46.253	
2	33.383	89.9	47.069	76.7	25.639	109.7	1:46.091		8	32.808	87.1	46.880	79.5	25.224	110.4	1:44.912	
3	33.041	87.8	46.543	83.1	25.849	110.4	1:45.433		9	32.746	87.0	47.399	77.9	25.324	110.6	1:45.469	
4	32.795	88.4	47.164	79.6	26.023	108.8	1:45.982		10	32.657	89.4	47.255	74.2	25.649	110.2	1:45.561	
5	32.923	88.2	46.835	79.0	25.174	112.6	1:44.932		11	33.047	89.2	46.939	79.9	25.245	108.9	1:45.231	
6	33.101	89.7	47.302	74.2	25.712	111.5	1:46.115		12	32.819	90.1	46.742	79.5	25.301	108.6	1:44.862	

20 Kevin Stanzl (OF) — Crossle 20F

lap	Sect-1	Speed	Sect-2	Speed	Sect-3	Speed	Laptime	Pit	lap	Sect-1	Speed	Sect-2	Speed	Sect-3	Speed	Laptime	Pit
1		92.1	47.323	86.1	25.000	111.5	1:55.728		7	32.884	92.2	46.530	79.6	25.451	109.1	1:44.865	
2	32.379	91.5	46.314	86.2	24.923	111.7	1:43.616		8	32.704	92.6	46.710	83.6	24.940	113.2	1:44.354	
3	32.536	90.5	46.280	82.6	24.968	111.1	1:43.784		9	32.692	89.1	46.469	79.6	24.983	109.8	1:44.144	
4	32.657	91.2	46.442	83.6	25.041	110.7	1:44.140		10	32.360	91.2	46.270	81.4	25.027	109.3	1:43.657	
5	32.522	91.5	46.294	85.5	24.882	111.8	1:43.698		11	32.332	89.9	46.372	83.9	25.306	108.6	1:44.010	
6	32.337	92.9	46.665	82.2	25.142	113.7	1:44.144		12	33.191	91.2	46.350	77.7	25.109	111.7	1:44.650	

21 Ross Drybrough ( ) — Merlyn Mk20AS

lap	Sect-1	Speed	Sect-2	Speed	Sect-3	Speed	Laptime	Pit	lap	Sect-1	Speed	Sect-2	Speed	Sect-3	Speed	Laptime	Pit
1		88.5	46.300	81.2	24.710	113.2	1:51.869		7	31.986	92.4	45.539	82.4	24.525	112.2	1:42.050	
2	32.139	91.0	45.459	83.2	24.676	113.5	1:42.274		8	31.734	92.4	45.134	84.5	24.677	110.6	1:41.545	
3	32.236	89.8	45.326	81.8	24.499	112.6	1:42.061		9	32.057	93.3	45.456	80.8	24.759	111.7	1:42.272	
4	31.740	92.2	45.125	84.7	24.663	112.6	1:41.528		10	31.928	91.9	45.264	83.3	24.810	110.2	1:42.002	
5	31.531	93.0	45.646	83.8	24.593	111.3	1:41.770		11	32.331	91.9	45.641	79.7	24.707	111.8	1:42.679	
6	31.890	93.1	45.207	83.2	24.514	112.0	1:41.611		12	32.087	92.4	45.308	82.4	24.758	108.8	1:42.153	

22 Tim Brise (OF) — Merlyn Mk20

lap	Sect-1	Speed	Sect-2	Speed	Sect-3	Speed	Laptime	Pit	lap	Sect-1	Speed	Sect-2	Speed	Sect-3	Speed	Laptime	Pit
1		91.7	46.184	81.4	24.933	112.0	1:52.300		7	32.565	93.0	45.787	86.6	25.110	111.5	1:43.462	
2	32.382	92.5	45.799	83.5	24.895	111.1	1:43.076		8	32.550	90.1	47.198	79.5	24.880	112.0	1:44.628	
3	32.704	91.7	45.369	85.1	24.811	112.4	1:42.884		9	32.437	84.9	47.570	77.7	25.066	113.5	1:45.073	
4	32.115	92.1	45.262	85.5	24.719	112.0	1:42.096		10	33.252	91.7	46.150	85.1	25.572	109.1	1:44.974	
5	31.906	91.5	45.059	84.4	24.475	113.2	1:41.440		11	32.917	91.7	46.744	86.1	25.354	110.9	1:45.015	
6	32.725	90.5	45.927	85.4	24.811	111.8	1:43.463		12	33.177	89.5	45.974	84.0	25.588	110.4	1:44.739	

24 Ben Mitchell ( ) — Merlyn Mk20

lap	Sect-1	Speed	Sect-2	Speed	Sect-3	Speed	Laptime	Pit	lap	Sect-1	Speed	Sect-2	Speed	Sect-3	Speed	Laptime	Pit
1		93.1	44.458	93.7	24.377	115.5	1:47.012		7	31.038	94.3	44.539	92.5	24.188	111.1	1:39.765	
2	31.596	94.7	44.749	94.0	24.703	112.2	1:41.048		8	31.691	91.7	44.271	91.5	24.014	110.6	1:39.976	
3	31.137	93.9	44.045	90.6	24.066	113.5	1:39.248		9	31.291	92.4	44.546	95.5	24.707	110.7	1:40.544	
4	32.169	92.7	44.052	89.9	23.866	116.5	1:40.087		10	31.537	92.0	44.833	92.3	24.307	111.3	1:40.677	
5	31.352	93.3	44.042	91.5	23.859	113.5	1:39.253		11	31.319	93.9	44.185	89.4	24.397	108.8	1:39.901	
6	30.922	94.4	44.519	91.7	23.863	113.2	1:39.304		12	32.112	89.9	44.054	93.2	23.711	111.8	1:39.877	

27 Dick Dixon (OF) — Lotus 61

lap	Sect-1	Speed	Sect-2	Speed	Sect-3	Speed	Laptime	Pit	lap	Sect-1	Speed	Sect-2	Speed	Sect-3	Speed	Laptime	Pit
1		88.0	48.318	85.4	25.627	109.3	1:59.636		7	33.009	85.0	46.771	80.8	25.629	107.7	1:45.409	
2	33.171	89.9	46.812	79.2	25.049	111.1	1:45.032		8	32.718	90.0	46.043	80.5	25.130	108.6	1:43.891	
3	32.698	89.2	46.397	75.1	25.474	110.9	1:44.569		9	32.361	90.1	46.138	79.7	25.243	109.5	1:43.742	
4	33.439	90.3	47.268	77.9	25.399	112.4	1:46.106		10	32.272	89.3	46.680	78.7	25.367	109.3	1:44.319	
5	33.761	88.7	48.112	79.8	25.054	112.2	1:46.927		11	32.579	88.8	47.287	83.1	24.905	110.4	1:44.771	
6	33.102	90.6	47.264	78.8	26.381	111.5	1:46.747		12	33.181	90.3	45.592	74.2	25.798	108.9	1:44.571	

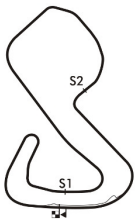

Session Start: 14:49:20 - Finish: 15:09:25
Weather/Track Conditions: Cloud / Dry
Circuit: Brands Hatch Grand Prix Circuit
Track Length: 3.916 Km - 2.4330 miles

MST

Legends of Brands Hatch Superprix - 1 - 2 Jul 2017

HSCC Historic Formula Ford with Avon Tyres, Radio Caroline & Titan Historic Racing

Race 3 - Sector Analysis

29 Westie Mitchell (OF) — Lotus 59

lap	Sect-1	Speed	Sect-2	Speed	Sect-3	Speed	Laptime	Pit	lap	Sect-1	Speed	Sect-2	Speed	Sect-3	Speed	Laptime	Pit
1		91.1	45.306	93.1	24.685	112.4	1:49.815		7	50.563	89.9	45.679	83.7	24.906	112.6	2:01.148	
2	31.954	92.4	44.932	87.5	24.322	113.0	1:41.208		8	32.362	92.5	45.349	85.5	24.876	110.2	1:42.587	
3	31.543	92.0	44.712	91.1	24.414	111.8	1:40.669		9	32.315	86.9	45.609	85.6	24.600	110.9	1:42.524	
4	31.509	91.9	45.087	90.4	24.777	111.3	1:41.373		10	31.810	91.0	45.066	89.3	24.491	113.2	1:41.367	
5	32.019	91.4	45.160	90.7	24.423	112.0	1:41.602		11	33.124	92.0	46.068	86.0	24.680	113.3	1:43.872	
6	31.395	92.5	45.296	89.3	24.520	111.7	1:41.211		12	32.367	90.5	45.385	78.4	25.505	109.8	1:43.257	

32 Nigel Adams (OF) — Lotus 61

lap	Sect-1	Speed	Sect-2	Speed	Sect-3	Speed	Laptime	Pit	lap	Sect-1	Speed	Sect-2	Speed	Sect-3	Speed	Laptime	Pit
1		86.9	49.685	71.8	26.526	109.1	2:06.396		7	34.253	86.9	48.714	79.2	26.158	106.5	1:49.125	
2	34.356	89.1	48.552	77.6	25.887	108.9	1:48.795		8	33.794	87.4	49.276	76.4	26.274	107.6	1:49.344	
3	33.624	90.0	48.865	77.4	26.233	108.2	1:48.722		9	33.620	88.8	48.732	77.7	26.106	107.4	1:48.458	
4	34.291	87.6	48.887	77.1	26.086	106.5	1:49.264		10	33.844	88.6	47.984	78.8	28.746	83.0	1:50.574	
5	34.563	86.5	48.663	78.6	26.262	105.9	1:49.488		11	35.912	87.2	50.576	78.4	26.832	94.6	1:53.320	
6	34.058	87.3	49.377	75.0	26.237	107.4	1:49.672		12								

35 Michael Rasper ( ) — Merlyn Mk11A

lap	Sect-1	Speed	Sect-2	Speed	Sect-3	Speed	Laptime	Pit	lap	Sect-1	Speed	Sect-2	Speed	Sect-3	Speed	Laptime	Pit
1		89.8	48.410	81.4	25.152	113.3	2:00.611		7	33.380	87.2	47.181	81.1	25.035	113.7	1:45.596	
2	33.177	90.5	47.420	78.4	25.157	112.0	1:45.754		8	33.128	91.6	46.405	79.8	24.900	113.5	1:44.433	
3	32.628	91.9	46.232	77.5	24.919	114.7	1:43.779		9	32.720	90.9	46.222	83.9	25.022	112.8	1:43.964	
4	33.713	91.2	47.930	79.2	25.751	111.8	1:47.394		10	32.700	90.1	46.351	84.2	24.641	113.5	1:43.692	
5	32.562	92.0	48.179	79.8	24.896	112.6	1:45.637		11	32.547	91.9	46.536	86.5	24.940	111.1	1:44.023	
6	32.817	92.0	47.643	77.5	25.670	114.9	1:46.130		12	32.769	92.0	45.878	79.6	26.017	111.1	1:44.664	

36 Rob Smith (OF) — Merlyn Mk20

lap	Sect-1	Speed	Sect-2	Speed	Sect-3	Speed	Laptime	Pit	lap	Sect-1	Speed	Sect-2	Speed	Sect-3	Speed	Laptime	Pit
1		88.0	45.957	83.1	24.857	113.7	1:53.336		7	32.098	92.1	45.170	86.1	24.538	112.4	1:41.806	
2	32.783	89.8	46.284	78.4	24.910	113.3	1:43.977		8	32.039	93.3	45.140	88.3	24.612	110.9	1:41.791	
3	32.529	91.5	46.109	81.3	24.880	113.2	1:43.518		9	32.278	91.5	44.961	83.6	24.484	111.3	1:41.723	
4	32.061	91.9	45.178	85.4	24.315	114.3	1:41.554		10	32.308	92.6	45.548	86.6	24.628	110.7	1:42.484	
5	32.231	92.6	45.158	84.0	24.550	113.3	1:41.939		11	31.843	91.7	45.149	88.5	24.418	110.7	1:41.410	
6	31.870	92.4	44.801	88.0	24.335	115.1	1:41.006		12	31.937	92.1	45.156	88.0	48.614	109.3	2:05.707	

40 Sam Mitchell ( ) — Merlyn Mk20

lap	Sect-1	Speed	Sect-2	Speed	Sect-3	Speed	Laptime	Pit	lap	Sect-1	Speed	Sect-2	Speed	Sect-3	Speed	Laptime	Pit
1		93.8	45.114	88.7	24.316	112.8	1:48.483		7	30.876	94.8	44.033	90.3	23.728	113.9	1:38.637	
2	31.774	94.4	45.621	91.1	24.000	117.5	1:41.395		8	30.573	96.5	44.480	88.7	24.154	115.7	1:39.207	
3	31.186	95.1	44.522	92.6	24.043	113.7	1:39.751		9	31.258	93.9	44.016	90.0	24.319	114.5	1:39.593	
4	31.760	95.2	43.995	92.1	23.750	114.7	1:39.505		10	31.585	93.3	44.944	89.4	24.104	113.7	1:40.633	
5	31.436	95.5	44.666	83.0	24.068	114.1	1:40.170		11	31.062	93.1	44.263	89.7	23.947	112.0	1:39.272	
6	31.418	96.7	44.322	89.8	23.791	113.9	1:39.531		12	31.004	93.4	44.236	90.9	23.999	111.8	1:39.239	

46 Stuart Dix (OF) — Cooper Chinook

lap	Sect-1	Speed	Sect-2	Speed	Sect-3	Speed	Laptime	Pit	lap	Sect-1	Speed	Sect-2	Speed	Sect-3	Speed	Laptime	Pit
1		89.2	48.373	82.3	25.481	111.8	2:00.240		7	33.285	88.2	47.335	83.0	25.305	107.0	1:45.925	
2	33.009	91.5	47.149	85.5	25.148	110.4	1:45.306		8	33.305	92.1	45.980	84.1	24.933	111.7	1:44.218	
3	32.591	92.2	46.257	82.8	25.608	108.6	1:44.456		9	32.805	92.6	46.281	82.0	24.849	109.1	1:43.935	
4	33.587	91.0	47.768	76.4	25.248	111.7	1:46.603		10	32.715	90.3	46.462	83.9	24.654	111.5	1:43.831	
5	33.150	90.4	47.899	80.1	24.889	111.5	1:45.938		11	32.341	90.0	46.620	83.5	24.664	108.8	1:43.625	
6	33.054	93.1	47.451	82.5	25.532	107.4	1:46.037		12	32.650	91.5	46.522	80.0	26.236	107.6	1:45.408	

47 Louis Hanjoul (OF) — Elden Mk8/10

lap	Sect-1	Speed	Sect-2	Speed	Sect-3	Speed	Laptime	Pit	lap	Sect-1	Speed	Sect-2	Speed	Sect-3	Speed	Laptime	Pit
1		88.5	48.394	81.6	25.455	110.4	2:01.527		7	33.352	89.5	47.031	82.6	25.062	109.7	1:45.445	
2	33.044	90.0	47.164	83.6	25.879	110.0	1:46.087		8	32.956	91.0	46.015	85.7	25.098	111.8	1:44.069	
3	32.658	90.5	46.712	83.7	24.978	113.0	1:44.348		9	32.710	91.4	45.988	85.6	25.418	112.4	1:44.116	
4	32.476	91.9	47.410	88.6	25.925	110.9	1:45.811		10	33.032	90.7	47.080	87.9	25.434	109.8	1:45.546	
5	32.503	90.9	48.548	81.3	24.882	114.9	1:45.933		11	32.402	90.5	46.279	85.6	24.612	111.5	1:43.293	
6	33.060	89.8	46.956	85.5	25.379	111.3	1:45.395		12	33.347	90.4	45.857	84.6	25.074	111.5	1:44.278	

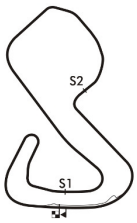

Session Start: 14:49:20 - Finish: 15:09:25
Weather/Track Conditions: Cloud / Dry
Circuit: Brands Hatch Grand Prix Circuit
Track Length: 3.916 Km - 2.4330 miles

MST

Full results available at www.mstworld.com. Email: timing@mstworld.com

Printed : 01-07-2017 - 15:14

Legends of Brands Hatch Superprix - 1 - 2 Jul 2017

HSCC Historic Formula Ford with Avon Tyres, Radio Caroline & Titan Historic Racing

Race 3 - Sector Analysis

48 Benn Tilley ( ) — Merlyn Mk20

lap	Sect-1	Speed	Sect-2	Speed	Sect-3	Speed	Laptime	Pit	lap	Sect-1	Speed	Sect-2	Speed	Sect-3	Speed	Laptime	Pit
1		90.6	44.927	92.2	24.142	116.5	1:47.124		7	30.990	93.1	43.960	91.5	23.728	115.1	1:38.678	
2	31.852	92.7	44.575	88.0	24.842	114.9	1:41.269		8	31.574	90.6	44.339	92.5	24.409	113.3	1:40.322	
3	31.445	92.9	43.973	91.7	23.903	114.5	1:39.321		9	31.321	92.7	44.255	92.8	24.454	113.5	1:40.030	
4	32.083	90.6	44.794	91.7	24.215	112.0	1:41.092		10	31.960	90.9	44.690	89.4	24.057	115.7	1:40.707	
5	31.485	92.4	44.224	90.0	23.794	113.0	1:39.503		11	31.737	92.9	44.069	90.5	23.862	115.1	1:39.668	
6	31.142	93.0	44.203	90.6	23.934	113.0	1:39.279		12	32.034	91.1	45.047	94.0	24.390	113.7	1:41.471	

49 Harvey Sykes ( ) — Crossle 20F

lap	Sect-1	Speed	Sect-2	Speed	Sect-3	Speed	Laptime	Pit	lap	Sect-1	Speed	Sect-2	Speed	Sect-3	Speed	Laptime	Pit
1		87.1	47.223	79.7	25.190	112.2	1:57.941		7	33.693	88.9	46.976	80.4	25.069	112.4	1:45.738	
2	33.352	88.2	47.015	79.0	25.342	113.0	1:45.709		8	33.173	92.1	46.544	82.6	24.470	115.9	1:44.187	
3	33.524	90.0	46.367	76.8	25.994	111.7	1:45.885		9	35.987	89.4	46.494	79.0	24.552	114.9	1:47.033	
4	33.917	88.4	47.736	75.0	25.192	112.0	1:46.845		10	32.844	90.5	46.648	81.7	25.216	112.2	1:44.708	
5	33.620	86.3	48.583	79.6	24.906	114.5	1:47.109		11	33.197	91.6	46.071	76.7	24.797	111.7	1:44.065	
6	33.163	90.7	47.896	80.9	24.933	113.0	1:45.992		12	33.165	89.4	46.608	80.3	24.874	111.1	1:44.647	

53 Richard Tarling ( ) — Macon MR8

lap	Sect-1	Speed	Sect-2	Speed	Sect-3	Speed	Laptime	Pit	lap	Sect-1	Speed	Sect-2	Speed	Sect-3	Speed	Laptime	Pit
1		91.6	44.799	90.4	24.278	114.1	1:47.643		7	31.619	92.6	44.674	91.3	24.152	112.4	1:40.445	
2	31.558	93.9	44.585	85.9	24.838	114.5	1:40.981		8	31.147	92.4	44.227	91.1	24.165	112.0	1:39.539	
3	31.401	94.6	44.129	92.0	24.059	114.7	1:39.589		9	31.265	92.4	44.598	90.3	24.234	111.7	1:40.097	
4	31.674	93.8	44.496	91.2	24.394	111.5	1:40.564		10	31.158	92.5	44.901	87.9	24.173	113.3	1:40.232	
5	31.681	94.4	44.589	88.6	24.227	112.6	1:40.497		11	31.393	93.1	44.808	92.2	24.026	113.2	1:40.227	
6	31.325	93.1	44.617	91.8	24.318	113.7	1:40.260		12	31.303	92.7	44.350	89.8	24.335	112.2	1:39.988	

56 Roland Svensson (OF) — Merlyn Mk17

lap	Sect-1	Speed	Sect-2	Speed	Sect-3	Speed	Laptime	Pit	lap	Sect-1	Speed	Sect-2	Speed	Sect-3	Speed	Laptime	Pit
1		91.6	46.081	91.7	24.872	113.0	1:53.074		7	32.557	91.0	46.762	87.7	25.297	111.1	1:44.616	
2	32.891	92.0	45.953	88.3	24.743	113.2	1:43.587		8	32.058	92.2	46.318	87.3	24.866	112.8	1:43.242	
3	32.920	92.4	46.082	86.9	25.100	112.0	1:44.102		9	32.701	92.4	46.028	86.1	24.743	111.3	1:43.472	
4	32.389	92.1	46.055	87.3	24.728	112.4	1:43.172		10	32.133	92.4	46.025	88.9	24.796	111.7	1:42.954	
5	32.445	91.9	46.342	86.2	24.880	111.3	1:43.667		11	32.172	92.1	46.201	89.2	24.723	111.7	1:43.096	
6	32.502	91.2	46.887	87.6	25.349	110.6	1:44.738		12	32.628	93.0	45.834	86.6	25.270	108.9	1:43.732	

58 Michael Grant Peterkin ( ) — Brabham BT21

lap	Sect-1	Speed	Sect-2	Speed	Sect-3	Speed	Laptime	Pit	lap	Sect-1	Speed	Sect-2	Speed	Sect-3	Speed	Laptime	Pit
1		91.9	45.938	82.4	24.569	112.6	1:50.680		6	31.680	92.5	45.839	84.0	24.450	113.9	1:41.969	
2	31.767	93.0	45.126	83.2	24.563	113.7	1:41.456		7	31.610	92.2	45.872	85.0	24.461	114.1	1:41.943	
3	32.080	92.4	45.532	83.0	24.367	112.4	1:41.979		8	31.739	92.7	45.528	82.6	24.750	108.6	1:42.017	
4	31.645	92.0	45.179	84.1	24.469	111.3	1:41.293		9	32.502	87.9	48.084	81.1	26.086	101.7	1:46.672	
5	31.565	92.2	44.777	88.0	24.615	112.6	1:40.957		10								

60 James Buckton ( ) — Crossle 16F

lap	Sect-1	Speed	Sect-2	Speed	Sect-3	Speed	Laptime	Pit	lap	Sect-1	Speed	Sect-2	Speed	Sect-3	Speed	Laptime	Pit
1		92.7	45.714	92.0	24.180	112.2	1:49.904		7	31.340	92.6	44.815	90.7	24.325	110.6	1:40.480	
2	32.088	94.4	44.950	85.6	24.662	111.5	1:41.700		8	31.471	92.2	44.608	92.7	24.347	110.6	1:40.426	
3	31.310	94.4	44.724	87.7	24.522	111.7	1:40.556		9	31.564	92.2	44.934	93.0	24.545	109.7	1:41.043	
4	31.242	94.2	45.173	90.0	24.711	112.0	1:41.126		10	31.422	92.0	44.761	91.2	24.362	110.4	1:40.545	
5	31.918	92.6	44.637	91.8	24.024	111.8	1:40.579		11	31.324	92.2	44.956	92.5	24.359	110.4	1:40.639	
6	31.433	92.7	44.734	91.3	24.117	112.6	1:40.284		12	31.433	92.2	45.737	91.1	24.455	109.8	1:41.625	

64 Cameron Jackson ( ) — Lola T200

lap	Sect-1	Speed	Sect-2	Speed	Sect-3	Speed	Laptime	Pit	lap	Sect-1	Speed	Sect-2	Speed	Sect-3	Speed	Laptime	Pit
1		91.4	44.996	87.1	24.278	110.4	1:46.392		5	31.157	93.1	44.003	88.4	23.942	111.5	1:39.102	
2	31.568	94.7	45.054	86.7	24.161	109.7	1:40.783		6	31.067	93.1	44.361	90.1	23.877	110.9	1:39.305	
3	31.580	94.0	44.063	83.3	24.149	111.3	1:39.792		7	31.128	93.0	52.882	82.0	In		3:57.030	P
4	31.806	92.6	44.297	89.1	24.088	111.1	1:40.191		8								

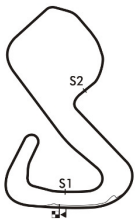

Session Start: 14:49:20 - Finish: 15:09:25
Weather/Track Conditions: Cloud / Dry
Circuit: Brands Hatch Grand Prix Circuit
Track Length: 3.916 Km - 2.4330 miles

Legends of Brands Hatch Superprix - 1 - 2 Jul 2017

HSCC Historic Formula Ford with Avon Tyres, Radio Caroline & Titan Historic Racing

Race 3 - Sector Analysis

66	Andrew Wiggins (OF)								Titan Mk6								
lap	Sect-1	Speed	Sect-2	Speed	Sect-3	Speed	Laptime	Pit	lap	Sect-1	Speed	Sect-2	Speed	Sect-3	Speed	Laptime	Pit
1		89.5	49.551	82.4	25.240	108.6	1:59.534		7	32.371	90.5	46.707	76.5	25.131	109.5	1:44.209	
2	32.957	90.1	46.496	79.3	24.860	110.6	1:44.313		8	32.484	89.8	46.959	78.2	25.222	110.2	1:44.665	
3	32.788	90.5	46.480	75.7	25.548	112.6	1:44.816		9	32.719	90.4	46.552	78.7	25.266	108.4	1:44.537	
4	33.044	89.8	47.855	85.8	25.628	109.5	1:46.527		10	32.717	88.4	47.155	79.6	24.765	112.2	1:44.637	
5	33.719	88.2	47.435	80.7	24.674	112.2	1:45.828		11	32.348	93.4	47.248	84.1	24.796	112.0	1:44.392	
6	32.323	91.7	46.647	78.3	25.345	108.9	1:44.315		12	33.360	92.2	47.312	77.5	25.387	108.4	1:46.059	

72	Alistair Littlewood ( )								Merlyn Mk20A								
lap	Sect-1	Speed	Sect-2	Speed	Sect-3	Speed	Laptime	Pit	lap	Sect-1	Speed	Sect-2	Speed	Sect-3	Speed	Laptime	Pit

75	Daniel Pickett ( )								Merlyn Mk20								
lap	Sect-1	Speed	Sect-2	Speed	Sect-3	Speed	Laptime	Pit	lap	Sect-1	Speed	Sect-2	Speed	Sect-3	Speed	Laptime	Pit
1		82.5	46.240	84.3	25.184	110.7	1:54.132		7	32.600	89.7	46.676	83.1	25.652	108.8	1:44.928	
2	32.983	89.7	45.927	82.6	25.211	111.1	1:44.121		8	32.531	89.5	46.540	83.3	25.299	108.9	1:44.370	
3	32.411	91.1	46.232	84.8	25.151	110.9	1:43.794		9	32.581	89.2	46.996	78.1	25.259	108.4	1:44.836	
4	32.468	90.3	46.209	82.5	25.259	109.8	1:43.936		10	32.618	89.8	46.331	83.5	24.959	110.6	1:43.908	
5	32.563	89.7	46.378	81.3	25.499	109.7	1:44.440		11	32.375	89.8	46.402	85.1	25.044	110.6	1:43.821	
6	32.433	89.5	46.638	83.3	25.477	109.7	1:44.548		12	33.303	89.5	46.181	81.2	27.219	108.4	1:46.703	

77	Chris Sharples (OF)								Palliser WDF1								
lap	Sect-1	Speed	Sect-2	Speed	Sect-3	Speed	Laptime	Pit	lap	Sect-1	Speed	Sect-2	Speed	Sect-3	Speed	Laptime	Pit
1		88.0	46.667	82.2	25.251	110.9	1:55.019		7	32.554	90.1	46.650	80.6	25.627	109.5	1:44.831	
2	32.344	90.7	46.306	82.9	25.286	111.8	1:43.936		8	32.803	89.7	46.277	80.4	25.367	108.6	1:44.447	
3	32.536	90.6	47.133	83.8	25.586	109.3	1:45.255		9	32.487	90.7	46.647	78.0	25.022	112.8	1:44.156	
4	32.288	90.5	46.086	85.0	25.084	111.1	1:43.458		10	33.077	88.1	46.142	81.6	25.193	111.5	1:44.412	
5	32.832	89.3	46.378	84.7	25.301	110.2	1:44.511		11	32.049	91.4	47.032	85.8	24.868	109.8	1:43.949	
6	32.407	91.2	45.962	83.6	25.246	110.6	1:43.615		12	33.318	91.1	45.486	87.2	27.693	105.2	1:46.497	

81	James Lovett ( )								Lola T200								
lap	Sect-1	Speed	Sect-2	Speed	Sect-3	Speed	Laptime	Pit	lap	Sect-1	Speed	Sect-2	Speed	Sect-3	Speed	Laptime	Pit
1		86.5	48.588	79.0	25.297	111.8	2:01.016		7	33.140	84.8	47.730	82.4	25.194	110.9	1:46.064	
2	33.070	90.6	47.495	78.1	25.439	110.2	1:46.004		8	32.514	90.7	46.991	82.9	25.092	112.0	1:44.597	
3	32.480	91.6	46.968	80.7	25.269	109.7	1:44.717		9	32.871	91.5	46.954	80.4	25.138	111.8	1:44.963	
4	33.099	91.6	47.621	79.4	25.547	112.4	1:46.267		10	33.267	87.0	47.689	81.0	25.170	109.8	1:46.126	
5	32.936	89.3	48.171	76.3	25.431	111.1	1:46.538		11	32.991	90.9	46.919	83.8	24.731	111.3	1:44.641	
6	32.659	90.6	48.064	81.3	25.400	109.3	1:46.123		12	33.500	89.5	47.434	83.0	25.215	109.5	1:46.149	

87	Ian Jeary ( )								Elden Mk8								
lap	Sect-1	Speed	Sect-2	Speed	Sect-3	Speed	Laptime	Pit	lap	Sect-1	Speed	Sect-2	Speed	Sect-3	Speed	Laptime	Pit
1		86.9	48.488	80.7	25.515	110.0	2:00.088		7	32.553	90.9	46.727	76.5	25.159	111.5	1:44.439	
2	32.896	91.5	47.021	80.2	25.219	111.5	1:45.136		8	32.425	89.8	47.013	76.2	25.068	113.2	1:44.506	
3	32.563	88.4	46.268	77.6	25.866	109.8	1:44.697		9	32.757	92.1	46.677	78.1	25.273	109.3	1:44.707	
4	33.178	90.6	47.144	76.7	25.661	109.8	1:45.983		10	32.558	90.9	46.425	81.4	25.195	108.6	1:44.178	
5	33.059	89.8	46.686	86.5	25.098	108.2	1:44.843		11	32.407	90.6	46.790	82.8	25.042	108.1	1:44.239	
6	32.356	90.3	47.179	80.3	25.146	111.5	1:44.681		12	33.560	90.9	47.878	64.6	26.446	108.1	1:47.884	

93	Rudolf Ernst (OF)								Titan Mk6								
lap	Sect-1	Speed	Sect-2	Speed	Sect-3	Speed	Laptime	Pit	lap	Sect-1	Speed	Sect-2	Speed	Sect-3	Speed	Laptime	Pit
1		87.4	48.758	79.0	25.463	110.2	2:03.149		7	32.820	89.3	47.883	74.4	25.355	110.6	1:46.058	
2	33.395	89.5	46.981	76.4	25.498	109.1	1:45.874		8	32.707	88.8	46.878	79.0	25.216	111.7	1:44.801	
3	32.773	89.3	47.145	82.0	25.786	109.8	1:45.704		9	33.019	83.1	47.227	77.6	25.250	111.3	1:45.496	
4	32.594	89.8	47.466	80.1	25.952	109.8	1:46.012		10	32.510	90.5	47.631	76.8	25.593	110.9	1:45.734	
5	32.688	89.7	47.020	72.6	25.568	110.6	1:45.276		11	32.499	89.8	47.095	79.1	25.126	110.6	1:44.720	
6	32.791	89.8	47.428	73.3	25.773	110.6	1:45.992		12	33.249	89.4	46.484	77.7	25.277	110.6	1:45.010	

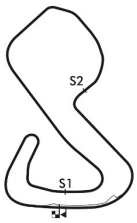

Session Start: 14:49:20 - Finish: 15:09:25
Weather/Track Conditions: Cloud / Dry
Circuit: Brands Hatch Grand Prix Circuit
Track Length: 3.916 Km - 2.4330 miles

Legends of Brands Hatch Superprix - 1 - 2 Jul 2017

HSCC Historic Formula Ford with Avon Tyres, Radio Caroline & Titan Historic Racing

Race 3 - Sector Analysis

94	Michael O'Brien ( )								Merlyn Mk20								
lap	Sect-1	Speed	Sect-2	Speed	Sect-3	Speed	Laptime	Pit	lap	Sect-1	Speed	Sect-2	Speed	Sect-3	Speed	Laptime	Pit
1		92.5	44.887	86.8	24.111	113.9	1:46.415		7	31.285	93.8	44.148	87.6	24.106	115.7	1:39.539	
2	31.492	91.6	44.880	88.8	24.295	111.3	1:40.667		8	31.722	92.5	44.436	86.9	23.969	113.9	1:40.127	
3	31.266	91.5	44.285	87.3	24.334	110.0	1:39.885		9	31.279	94.2	44.209	86.3	24.960	115.1	1:40.448	
4	32.186	92.9	44.099	85.6	23.974	115.1	1:40.259		10	32.233	92.7	44.383	85.1	24.033	114.7	1:40.649	
5	31.837	94.3	43.958	88.4	24.003	115.3	1:39.798		11	31.501	92.9	44.157	85.7	24.025	112.8	1:39.683	
6	31.119	93.5	44.185	86.6	24.017	114.7	1:39.321		12	31.742	91.0	44.097	90.0	23.996	112.2	1:39.835	

122	Chris Williams ( )								Caldwell D9								
lap	Sect-1	Speed	Sect-2	Speed	Sect-3	Speed	Laptime	Pit	lap	Sect-1	Speed	Sect-2	Speed	Sect-3	Speed	Laptime	Pit
1		89.1	48.216	80.0	25.359	111.5	2:01.851		7	33.132	87.8	47.983	80.2	25.184	110.9	1:46.299	
2	33.400	88.8	47.228	80.9	25.352	112.6	1:45.980		8	32.765	89.5	46.593	78.5	25.178	112.2	1:44.536	
3	33.200	89.1	46.651	81.8	24.911	112.0	1:44.762		9	33.849	85.9	46.820	82.8	25.011	111.5	1:45.680	
4	32.830	90.5	47.329	81.4	25.562	112.6	1:45.721		10	32.618	90.4	47.492	83.5	24.903	111.7	1:45.013	
5	33.085	89.8	47.938	73.8	25.828	111.5	1:46.851		11	33.452	90.4	46.832	83.1	24.799	111.7	1:45.083	
6	32.782	87.4	47.649	78.9	25.379	111.8	1:45.810		12	33.498	90.1	46.173	83.8	24.841	111.8	1:44.512	

177	Peter Hannam (OF)								Nike Mk6								
lap	Sect-1	Speed	Sect-2	Speed	Sect-3	Speed	Laptime	Pit	lap	Sect-1	Speed	Sect-2	Speed	Sect-3	Speed	Laptime	Pit
1		87.7	49.655	81.9	25.914	108.8	2:05.320		7	32.819	89.3	48.234	80.0	25.451	108.9	1:46.504	
2	33.453	89.2	48.136	77.5	25.972	109.1	1:47.561		8	33.221	88.0	48.123	82.2	25.355	108.6	1:46.699	
3	33.354	89.8	48.264	81.3	25.854	108.1	1:47.472		9	32.825	88.9	47.274	78.2	25.289	108.4	1:45.388	
4	33.223	89.1	48.084	79.1	25.559	108.2	1:46.866		10	33.603	89.1	48.752	83.2	25.314	108.4	1:47.669	
5	32.888	89.3	47.730	79.2	25.644	108.8	1:46.262		11	33.140	89.1	47.723	83.3	25.145	108.6	1:46.008	
6	33.197	89.5	47.595	84.2	25.315	108.6	1:46.107		12	32.638	89.1	47.567	82.5	25.157	108.1	1:45.362	

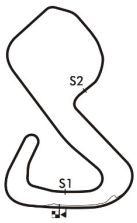

Session Start: 14:49:20 - Finish: 15:09:25
Weather/Track Conditions: Cloud / Dry
Circuit: Brands Hatch Grand Prix Circuit
Track Length: 3.916 Km - 2.4330 miles

MST

Legends of Brands Hatch Superprix - 1 - 2 Jul 2017

HSCC Historic Formula Ford with Avon Tyres, Radio Caroline & Titan Historic Racing

Race 3 - Best Sector Times

	SECTOR 1			SECTOR 2			SECTOR 3		
	NO	TIME	LAP	NO	TIME	LAP	NO	TIME	LAP
1	40	30.573	8	94	43.958	5	24	23.711	12
2	24	30.922	6	48	43.960	7	1	23.724	4
3	48	30.990	7	40	43.995	4	40	23.728	7
4	64	31.067	6	64	44.003	5	48	23.728	7
5	3	31.103	10	3	44.020	9	4	23.823	10
6	94	31.119	6	1	44.033	5	3	23.864	5
7	53	31.147	8	24	44.042	5	64	23.877	6
8	4	31.168	10	53	44.129	3	94	23.969	8
9	1	31.218	6	4	44.172	12	60	24.024	5
10	60	31.242	4	15	44.363	4	53	24.026	11
11	29	31.395	6	60	44.608	8	13	24.190	3
12	21	31.531	5	13	44.621	5	36	24.315	4
13	15	31.561	5	29	44.712	3	29	24.322	2
14	13	31.565	3	58	44.777	5	58	24.367	3
15	58	31.565	5	36	44.801	6	15	24.369	1
16	17	31.618	12	17	44.924	12	17	24.392	9
17	36	31.843	11	22	45.059	5	49	24.470	8
18	22	31.906	5	21	45.125	4	22	24.475	5
19	14	31.944	7	14	45.347	7	21	24.499	3
20	77	32.049	11	77	45.486	12	14	24.528	6
21	56	32.058	8	27	45.592	12	47	24.612	11
22	27	32.272	10	56	45.834	12	35	24.641	10
23	66	32.323	6	47	45.857	12	46	24.654	10
24	20	32.332	11	7	45.875	12	66	24.674	5
25	46	32.341	11	35	45.878	12	56	24.723	11
26	87	32.356	6	75	45.927	2	81	24.731	11
27	75	32.375	11	46	45.980	8	122	24.799	11
28	47	32.402	11	49	46.071	11	77	24.868	11
29	81	32.480	3	122	46.173	12	20	24.882	5
30	93	32.499	11	87	46.268	3	27	24.905	11
31	35	32.547	11	20	46.270	10	75	24.959	10
32	122	32.618	10	66	46.480	3	87	25.042	11
33	177	32.638	12	93	46.484	12	93	25.126	11
34	7	32.641	10	19	46.543	3	177	25.145	11
35	19	32.657	10	81	46.919	11	19	25.174	5
36	49	32.844	10	177	47.274	9	7	25.300	5
37	32	33.620	9	32	47.984	10	32	25.887	2
38	72			72			72		

IDEAL / BEST LAP COMPARISON

NO	NAME	BEST	IN	IDEAL	DIFF
40	Sam Mitchell	1:38.637	7	1:38.296	+0.341
48	Benn Tilley	1:38.678	7	1:38.678	+0.000
64	Cameron Jackson	1:39.102	5	1:38.947	+0.155
24	Ben Mitchell	1:39.248	3	1:38.675	+0.573
4	Maxim Bartell	1:39.275	10	1:39.163	+0.112
1	Callum Grant	1:39.281	3	1:38.975	+0.306
94	Michael O'Brien	1:39.321	6	1:39.046	+0.275
3	Benn Simms	1:39.414	9	1:38.987	+0.427
53	Richard Tarling	1:39.539	8	1:39.302	+0.237
60	James Buckton	1:40.284	6	1:39.874	+0.410
15	Matthew Wrigley	1:40.573	4	1:40.293	+0.280
29	Westie Mitchell	1:40.669	3	1:40.429	+0.240
13	Stuart Kestenbaum	1:40.726	3	1:40.376	+0.350
58	Michael Grant Peter	1:40.957	5	1:40.709	+0.248
36	Rob Smith	1:41.006	6	1:40.959	+0.047
22	Tim Brise	1:41.440	5	1:41.440	+0.000
21	Ross Drybrough	1:41.528	4	1:41.155	+0.373
17	Brian Morris	1:41.869	11	1:40.934	+0.935
14	Neil Shinner	1:42.125	5	1:41.819	+0.306
56	Roland Svensson	1:42.954	10	1:42.615	+0.339
47	Louis Hanjoul	1:43.293	11	1:42.871	+0.422
77	Chris Sharples	1:43.458	4	1:42.403	+1.055
20	Kevin Stanzl	1:43.616	2	1:43.484	+0.132
46	Stuart Dix	1:43.625	11	1:42.975	+0.650
35	Michael Rasper	1:43.692	10	1:43.066	+0.626
27	Dick Dixon	1:43.742	9	1:42.769	+0.973
75	Daniel Pickett	1:43.794	3	1:43.261	+0.533
49	Harvey Sykes	1:44.065	11	1:43.385	+0.680
87	Ian Jeary	1:44.178	10	1:43.666	+0.512
66	Andrew Wiggins	1:44.209	7	1:43.477	+0.732
122	Chris Williams	1:44.512	12	1:43.590	+0.922
81	James Lovett	1:44.597	8	1:44.130	+0.467
93	Rudolf Ernst	1:44.720	11	1:44.109	+0.611
7	Robs Lamplough	1:44.834	12	1:43.816	+1.018
19	Stephen King	1:44.862	12	1:44.374	+0.488
177	Peter Hannam	1:45.362	12	1:45.057	+0.305
32	Nigel Adams	1:48.458	9	1:47.491	+0.967
72	Alistair Littlewood			3:19.760	7:35.015

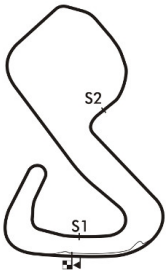

Session Start: 14:49:20 - Finish: 15:09:25
Weather/Track Conditions: Cloud / Dry
Circuit: Brands Hatch Grand Prix Circuit
Track Length: 3.916 Km - 2.4330 miles

Legends of Brands Hatch Superprix - 1 - 2 Jul 2017

HSCC Historic Formula Ford with Avon Tyres, Radio Caroline & Titan Historic Racing

Race 3 - Best Sector Speeds

	NO	SECTOR 1	MPH	NO	SECTOR 2	MPH	NO	SECTOR 3	MPH
1	40	Sam Mitchell	96.7	24	Ben Mitchell	95.5	1	Callum Grant	117.9
2	1	Callum Grant	96.3	48	Benn Tilley	94.0	40	Sam Mitchell	117.5
3	4	Maxim Bartell	95.4	3	Benn Simms	93.1	24	Ben Mitchell	116.5
4	24	Ben Mitchell	94.7	29	Westie Mitchell	93.1	48	Benn Tilley	116.5
5	64	Cameron Jackson	94.7	60	James Buckton	93.0	3	Benn Simms	116.1
6	3	Benn Simms	94.6	40	Sam Mitchell	92.6	4	Maxim Bartell	115.9
7	53	Richard Tarling	94.6	1	Callum Grant	92.2	49	Harvey Sykes	115.9
8	13	Stuart Kestenbaum	94.4	53	Richard Tarling	92.2	14	Neil Shinner	115.7
9	60	James Buckton	94.4	56	Roland Svensson	91.7	94	Michael O'Brien	115.7
10	94	Michael O'Brien	94.3	4	Maxim Bartell	90.5	36	Rob Smith	115.1
11	14	Neil Shinner	93.8	15	Matthew Wrigley	90.1	13	Stuart Kestenbaum	114.9
12	15	Matthew Wrigley	93.8	64	Cameron Jackson	90.1	35	Michael Rasper	114.9
13	66	Andrew Wiggins	93.4	94	Michael O'Brien	90.0	47	Louis Hanjoul	114.9
14	21	Ross Drybrough	93.3	17	Brian Morris	88.7	53	Richard Tarling	114.7
15	36	Rob Smith	93.3	47	Louis Hanjoul	88.6	7	Robs Lamplough	114.3
16	46	Stuart Dix	93.1	36	Rob Smith	88.5	58	Michael Grant Peterkin	114.1
17	48	Benn Tilley	93.1	13	Stuart Kestenbaum	88.4	17	Brian Morris	113.7
18	22	Tim Brise	93.0	58	Michael Grant Peterkin	88.0	20	Kevin Stanzl	113.7
19	56	Roland Svensson	93.0	77	Chris Sharples	87.2	21	Ross Drybrough	113.5
20	58	Michael Grant Peterkin	93.0	22	Tim Brise	86.6	22	Tim Brise	113.5
21	20	Kevin Stanzl	92.9	35	Michael Rasper	86.5	15	Matthew Wrigley	113.3
22	29	Westie Mitchell	92.5	87	Ian Jeary	86.5	29	Westie Mitchell	113.3
23	49	Harvey Sykes	92.1	20	Kevin Stanzl	86.2	56	Roland Svensson	113.2
24	87	Ian Jeary	92.1	14	Neil Shinner	85.9	87	Ian Jeary	113.2
25	17	Brian Morris	92.0	66	Andrew Wiggins	85.8	77	Chris Sharples	112.8
26	35	Michael Rasper	92.0	46	Stuart Dix	85.5	19	Stephen King	112.6
27	7	Robs Lamplough	91.9	27	Dick Dixon	85.4	60	James Buckton	112.6
28	47	Louis Hanjoul	91.9	75	Daniel Pickett	85.1	66	Andrew Wiggins	112.6
29	81	James Lovett	91.6	21	Ross Drybrough	84.7	122	Chris Williams	112.6
30	77	Chris Sharples	91.4	7	Robs Lamplough	84.3	27	Dick Dixon	112.4
31	75	Daniel Pickett	91.1	177	Peter Hannam	84.2	81	James Lovett	112.4
32	27	Dick Dixon	90.6	81	James Lovett	83.8	46	Stuart Dix	111.8
33	93	Rudolf Ernst	90.5	122	Chris Williams	83.8	93	Rudolf Ernst	111.7
34	122	Chris Williams	90.5	19	Stephen King	83.1	64	Cameron Jackson	111.5
35	19	Stephen King	90.1	49	Harvey Sykes	82.6	75	Daniel Pickett	111.1
36	32	Nigel Adams	90.0	93	Rudolf Ernst	82.0	32	Nigel Adams	109.1
37	177	Peter Hannam	89.8	32	Nigel Adams	79.2	177	Peter Hannam	109.1
38	72	Alistair Littlewood	81.9	72	Alistair Littlewood	69.9	72	Alistair Littlewood	72.9

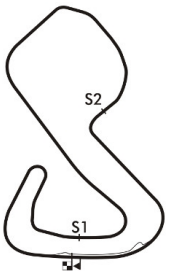

Session Start: 14:49:20 - Finish: 15:09:25
Weather/Track Conditions: Cloud / Dry
Circuit: Brands Hatch Grand Prix Circuit
Track Length: 3.916 Km - 2.4330 miles

Legends of Brands Hatch Superprix - 1 - 2 Jul 2017

HSCC Historic Formula Ford with Avon Tyres, Radio Caroline & Titan Historic Racing

Race 3 - Lap Chart

Lap 1			Lap 2			Lap 3			Lap 4			Lap 5			Lap 6		
NO	Behind	Laptime	NO	Behind	Laptime	NO	Behind	Laptime	NO	Behind	Laptime	NO	Behind	Laptime	NO	Behind	Laptime
64		1:46.392	94		1:40.667	64		1:39.792	64		1:40.191	64		1:39.102	64		1:39.305
94	0.023	1:46.415	64	0.093	1:40.783	94		1:39.885	94	0.068	1:40.259	24	0.388	1:39.253	24	0.387	1:39.304
1	0.388	1:46.780	24	0.978	1:41.048	24	0.341	1:39.248	24	0.237	1:40.087	94	0.764	1:39.798	94	0.780	1:39.321
24	0.620	1:47.012	1	1.000	1:41.302	1	0.396	1:39.281	1	0.392	1:40.187	1	0.846	1:39.556	1	0.890	1:39.349
48	0.732	1:47.124	48	1.311	1:41.269	48	0.747	1:39.321	53	1.619	1:40.564	48	2.049	1:39.503	48	2.023	1:39.279
53	1.251	1:47.643	53	1.542	1:40.981	53	1.246	1:39.589	48	1.648	1:41.092	53	3.014	1:40.497	40	3.270	1:39.531
4	1.467	1:47.859	4	1.691	1:40.914	4	2.583	1:40.777	40	1.976	1:39.505	40	3.044	1:40.170	53	3.969	1:40.260
3	2.026	1:48.418	3	1.870	1:40.534	3	2.623	1:40.638	3	2.765	1:40.333	3	3.132	1:39.469	3	4.091	1:40.264
40	2.091	1:48.483	15	2.666	1:40.811	40	2.662	1:39.751	4	2.782	1:40.390	4	3.480	1:39.800	4	4.472	1:40.297
15	2.545	1:48.937	40	2.796	1:41.395	15	3.404	1:40.623	15	3.786	1:40.573	15	5.755	1:41.071	15	8.160	1:41.710
29	3.423	1:49.815	29	3.941	1:41.208	29	4.725	1:40.669	29	5.907	1:41.373	60	7.605	1:40.579	60	8.584	1:40.284
60	3.512	1:49.904	60	4.522	1:41.700	60	5.193	1:40.556	60	6.128	1:41.126	29	8.407	1:41.602	29	10.313	1:41.211
58	4.288	1:50.680	58	5.054	1:41.456	58	7.148	1:41.979	58	8.250	1:41.293	58	10.105	1:40.957	13	12.391	1:41.490
13	4.616	1:51.008	13	6.537	1:42.611	13	7.378	1:40.726	13	8.558	1:41.371	13	10.206	1:40.750	58	12.769	1:41.969
21	5.477	1:51.869	21	7.061	1:42.274	21	9.237	1:42.061	21	10.574	1:41.528	21	13.242	1:41.770	21	15.548	1:41.611
22	5.908	1:52.300	22	8.294	1:43.076	17	10.740	1:42.192	17	12.419	1:41.870	17	15.407	1:42.090	17	18.599	1:42.497
17	6.170	1:52.562	17	8.433	1:42.953	22	11.293	1:42.884	22	13.198	1:42.096	22	15.536	1:41.440	22	19.694	1:43.463
56	6.682	1:53.074	56	9.579	1:43.587	14	12.530	1:42.769	14	14.969	1:42.630	14	17.992	1:42.125	36	19.765	1:41.006
36	6.944	1:53.336	14	9.646	1:42.637	56	13.796	1:44.102	36	15.227	1:41.554	36	18.064	1:41.939	14	21.047	1:42.360
14	7.699	1:54.091	36	10.231	1:43.977	36	13.864	1:43.518	56	16.777	1:43.172	56	21.342	1:43.667	56	26.775	1:44.738
75	7.740	1:54.132	75	11.171	1:44.121	75	15.080	1:43.794	75	18.825	1:43.936	75	24.163	1:44.440	75	29.406	1:44.548
77	8.627	1:55.019	77	11.873	1:43.936	20	16.161	1:43.784	20	20.110	1:44.140	20	24.706	1:43.698	20	29.545	1:44.144
20	9.336	1:55.728	20	12.262	1:43.616	77	17.243	1:45.255	77	20.510	1:43.458	77	25.919	1:44.511	77	30.229	1:43.615
7	11.305	1:57.697	7	16.434	1:45.819	7	21.625	1:45.076	7	28.025	1:46.591	87	34.487	1:44.843	66	39.768	1:44.315
49	11.549	1:57.941	49	16.568	1:45.709	66	21.696	1:44.816	66	28.032	1:46.527	66	34.758	1:45.828	87	39.863	1:44.681
66	13.142	1:59.534	66	16.765	1:44.313	27	22.270	1:44.569	27	28.185	1:46.106	7	36.003	1:47.080	46	43.015	1:46.037
27	13.244	1:59.636	27	17.586	1:45.032	49	22.568	1:45.885	87	28.746	1:45.983	27	36.010	1:46.927	7	43.261	1:46.563
87	13.696	2:00.088	87	18.142	1:45.136	87	22.954	1:44.697	49	29.222	1:46.845	46	36.283	1:45.938	27	43.452	1:46.747
46	13.848	2:00.240	46	18.464	1:45.306	46	23.035	1:44.456	46	29.447	1:46.603	35	36.915	1:45.637	47	43.536	1:45.395
35	14.219	2:00.611	35	19.283	1:45.754	35	23.177	1:43.779	35	30.380	1:47.394	49	37.229	1:47.109	35	43.740	1:46.130
81	14.624	2:01.016	81	19.938	1:46.004	81	24.770	1:44.717	47	30.615	1:45.811	47	37.446	1:45.933	49	43.916	1:45.992
47	15.135	2:01.527	47	20.532	1:46.087	47	24.995	1:44.348	81	30.846	1:46.267	81	38.282	1:46.538	81	45.100	1:46.123
122	15.459	2:01.851	122	20.749	1:45.980	122	25.626	1:44.762	122	31.156	1:45.721	122	38.905	1:46.851	122	45.410	1:45.810
93	16.757	2:03.149	93	21.941	1:45.874	93	27.760	1:45.704	93	33.581	1:46.012	93	39.755	1:45.276	93	46.442	1:45.992
19	17.315	2:03.707	19	22.716	1:46.091	19	28.264	1:45.433	19	34.055	1:45.982	19	39.885	1:44.932	19	46.695	1:46.115
177	18.928	2:05.320	177	25.799	1:47.561	177	33.386	1:47.472	177	40.061	1:46.866	177	47.221	1:46.262	177	54.023	1:46.107
32	20.004	2:06.396	32	28.109	1:48.795	32	36.946	1:48.722	32	46.019	1:49.264	32	56.405	1:49.488	32	1:06.772	1:49.672

Session Start: 14:49:20 - Finish: 15:09:25
Weather/Track Conditions: Cloud / Dry
Circuit: Brands Hatch Grand Prix Circuit
Track Length: 3.916 Km - 2.4330 miles

MST
Full results available at www.mstworld.com. Email: timing@mstworld.com

Printed : 01-07-2017 - 15:15

Legends of Brands Hatch Superprix - 1 - 2 Jul 2017

HSCC Historic Formula Ford with Avon Tyres, Radio Caroline & Titan Historic Racing

Race 3 - Lap Chart

Lap 7			Lap 8			Lap 9			Lap 10			Lap 11			Lap 12		
NO	Behind	Laptime	NO	Behind	Laptime	NO	Behind	Laptime	NO	Behind	Laptime	NO	Behind	Laptime	NO	Behind	Laptime
24		1:39.765	24		1:39.976	24		1:40.544	40		1:40.633	40		1:39.272	40		1:39.239
94	0.167	1:39.539	94	0.318	1:40.127	40	0.035	1:39.593	24	0.009	1:40.677	94	0.614	1:39.683	94	1.210	1:39.835
1	0.233	1:39.495	48	0.895	1:40.322	94	0.222	1:40.448	94	0.203	1:40.649	24	0.638	1:39.901	24	1.276	1:39.877
48	0.549	1:38.678	40	0.986	1:39.207	48	0.381	1:40.030	48	0.420	1:40.707	48	0.816	1:39.668	1	2.766	1:40.908
40	1.755	1:38.637	1	0.987	1:40.730	1	0.460	1:40.017	1	0.556	1:40.764	1	1.097	1:39.813	48	3.048	1:41.471
53	4.262	1:40.445	53	3.825	1:39.539	53	3.378	1:40.097	53	2.942	1:40.232	32	1 LAP	1:50.574	53	4.646	1:39.988
3	4.776	1:40.837	3	4.798	1:39.998	3	3.668	1:39.414	3	3.017	1:40.017	53	3.897	1:40.227	3	4.716	1:39.639
4	5.167	1:40.847	4	5.122	1:39.931	4	4.502	1:39.924	4	3.109	1:39.275	3	4.316	1:40.571	4	4.853	1:39.669
60	8.912	1:40.480	60	9.362	1:40.426	60	9.861	1:41.043	60	9.738	1:40.545	4	4.423	1:40.586	60	13.491	1:41.625
15	9.872	1:41.864	15	11.375	1:41.479	15	13.124	1:42.293	15	14.309	1:41.853	60	11.105	1:40.639	32	1 LAP	1:53.320
13	14.171	1:41.932	13	16.320	1:42.125	13	17.788	1:42.012	13	19.063	1:41.943	15	17.330	1:42.293	15	20.728	1:42.637
58	14.560	1:41.943	58	16.601	1:42.017	21	20.743	1:42.272	21	22.077	1:42.002	13	23.464	1:43.673	13	26.706	1:42.481
21	17.446	1:42.050	21	19.015	1:41.545	58	22.729	1:46.672	36	26.229	1:42.484	21	25.484	1:42.679	21	28.398	1:42.153
17	21.045	1:42.598	36	23.234	1:41.791	36	24.413	1:41.723	17	26.439	1:41.877	36	28.367	1:41.410	17	32.452	1:42.655
36	21.419	1:41.806	17	23.386	1:42.317	17	25.230	1:42.388	22	36.491	1:44.974	17	29.036	1:41.869	29	45.217	1:43.257
22	23.004	1:43.462	14	27.338	1:43.951	14	32.067	1:45.273	14	36.495	1:45.096	14	40.961	1:43.738	22	47.734	1:44.739
14	23.363	1:42.468	22	27.656	1:44.628	22	32.185	1:45.073	29	36.599	1:41.367	29	41.199	1:43.872	56	48.036	1:43.732
56	31.239	1:44.616	29	33.920	1:42.587	29	35.900	1:42.524	56	39.719	1:42.954	22	42.234	1:45.015	36	54.835	2:05.707
29	31.309	2:01.148	56	34.505	1:43.242	56	37.433	1:43.472	20	45.225	1:43.657	56	43.543	1:43.096	20	55.374	1:44.650
75	34.182	1:44.928	64	1 LAP	3:57.030	20	42.236	1:44.144	75	46.108	1:43.908	20	49.963	1:44.010	75	58.121	1:46.703
20	34.258	1:44.865	75	38.576	1:44.370	75	42.868	1:44.836	77	46.735	1:44.412	75	50.657	1:43.821	77	58.670	1:46.497
77	34.908	1:44.831	20	38.636	1:44.354	77	42.991	1:44.156	87	56.353	1:44.178	77	51.412	1:43.949	66	1:08.416	1:46.059
66	43.825	1:44.209	77	39.379	1:44.447	66	52.507	1:44.537	66	56.476	1:44.637	87	1:01.320	1:44.239	87	1:09.965	1:47.884
87	44.150	1:44.439	66	48.514	1:44.665	87	52.843	1:44.707	27	59.473	1:44.319	66	1:01.596	1:44.392	46	1:10.106	1:45.408
27	48.709	1:45.409	87	48.680	1:44.506	27	55.822	1:43.742	46	59.584	1:43.831	46	1:03.937	1:43.625	35	1:10.261	1:44.664
46	48.788	1:45.925	27	52.624	1:43.891	46	56.421	1:43.935	35	1:00.085	1:43.692	35	1:04.836	1:44.023	27	1:10.304	1:44.571
47	48.829	1:45.445	47	52.922	1:44.069	47	56.494	1:44.116	47	1:01.372	1:45.546	27	1:04.972	1:44.771	47	1:10.432	1:44.278
35	49.184	1:45.596	46	53.030	1:44.218	35	57.061	1:43.964	7	1:04.234	1:45.228	47	1:05.393	1:43.293	14	1:13.774	2:12.052
49	49.502	1:45.738	35	53.641	1:44.433	7	59.674	1:44.880	49	1:04.242	1:44.708	49	1:09.035	1:44.065	49	1:14.443	1:44.647
7	50.465	1:47.356	49	53.713	1:44.187	81	1:00.052	1:44.963	81	1:05.510	1:46.126	7	1:10.706	1:45.744	7	1:16.301	1:44.834
81	51.012	1:46.064	7	55.338	1:44.849	49	1:00.202	1:47.033	122	1:05.598	1:45.013	81	1:10.879	1:44.641	122	1:16.682	1:44.512
122	51.557	1:46.299	81	55.633	1:44.597	122	1:01.253	1:45.680	93	1:07.191	1:45.734	122	1:11.409	1:45.083	81	1:17.789	1:46.149
93	52.348	1:46.058	122	56.117	1:44.536	93	1:02.125	1:45.496	19	1:07.550	1:45.561	93	1:12.639	1:44.720	93	1:18.410	1:45.010
19	52.796	1:46.253	93	57.173	1:44.801	19	1:02.657	1:45.469	177	1:18.943	1:47.669	19	1:13.509	1:45.231	19	1:19.132	1:44.862
177	1:00.375	1:46.504	19	57.732	1:44.912	177	1:11.942	1:45.388				177	1:25.679	1:46.008	177	1:31.802	1:45.362
32	1:15.745	1:49.125	177	1:07.098	1:46.699	32	1:33.027	1:48.458									
			32	1:25.113	1:49.344												

Session Start: 14:49:20 - Finish: 15:09:25
Weather/Track Conditions: Cloud / Dry
Circuit: Brands Hatch Grand Prix Circuit
Track Length: 3.916 Km - 2.4330 miles

Legends of Brands Hatch Superprix - 1 - 2 Jul 2017

HSCC Derek Bell Trophy with Classic Formula 3 supported by MB Wheels

Race 4 - Classification

Sheet No:

POS	NO	DRIVER/S	CLASS	CLASS POS	CAR MAKE / MODEL	TIME	LAPS	GAP	DIFF	MPH	BEST	ON
1	65	Jamie Brashaw	F	1	March 73A	15:59.568	11	-- 11 laps		100.4	1:26.106	9
2	54	Richard Evans	B	1	March 79B	16:04.238	11	4.670	4.670	99.92	1:26.015	9
3	7	Neil Glover	F	2	Chevron B37	16:38.968	11	39.400	34.730	96.44	1:28.060	7
4	30	Paul Campfield	F	3	Chevron B24	16:59.654	11	1:00.086	20.686	94.49	1:30.501	2
5	74	Frank Lyons	F	4	Gurney Eagle FA74	17:00.462	11	1:00.894	0.808	94.41	1:30.880	7
6	9	Frazer Gibney	C	1	March 782	17:00.991	11	1:01.423	0.529	94.36	1:30.381	6
7	117	Michael Bletsoe-Brown	C	2	Chevron B27	17:02.351	11	1:02.783	1.360	94.24	1:30.828	8
8	5	Chris Atkinson	E	1	Surtees TS8	17:04.386	11	1:04.818	2.035	94.05	1:31.443	10
9	42	Mark Charteris	B	2	March 742	17:06.883	11	1:07.315	2.497	93.82	1:31.214	10
10	1	Martyn Donn	B	3	Lola T760	17:07.355	11	1:07.787	0.472	93.78	1:30.674	11
11	55	Maxim Bartell	CFA	1	Chevron B34	17:18.619	11	1:19.051	11.264	92.76	1:33.232	11
12	88	Cameron Jackson	CFA	2	Euroracing 101	17:22.813	11	1:23.245	4.194	92.39	1:32.677	9
13	20	Gaius Ghinn	CFA	3	Ralt RT3	17:23.745	11	1:24.177	0.932	92.30	1:33.242	9
14	35	Marc Mercer	H	1	Van Diemen RF82	16:12.177	10	-- 10 laps	22.325	90.09	1:35.075	7
15	38	Hugh Price	CFA	4	Chevron B38	16:20.516	10	8.339	8.339	89.32	1:36.306	8
16	93	Rudolf Ernst	C	3	March 752	16:20.637	10	8.460	0.121	89.32	1:34.282	8
17	8	David Thorburn	CFA	5	Ralt RT3	16:22.753	10	10.576	2.116	89.12	1:35.663	7
18	62	Graham Kiddy	CFA	6	Argo JM3	16:55.856	10	43.679	33.103	86.22	1:39.756	5
19	12	Drew Cameron	H	2	Van Diemen RF83	16:56.347	10	44.170	0.491	86.18	1:39.093	10
20	28	George Fowler	H	3	Reynard SF84	17:14.365	10	1:02.188	18.018	84.67	1:41.163	5
21	27	Glenn Eagling	CFB	1	Ensign 73-F3-17	17:18.761	10	1:06.584	4.396	84.31	1:40.923	7
22	21	Lorraine Gathercole	A	1	March 712	17:30.859	10	1:18.682	12.098	83.34	1:41.889	9
23	44	Paul Tonkin	CFB	2	Brabham BT41	16:35.927	9	-- 9 laps --	47.381	79.15	1:47.224	7
24	34	Peter Finnigan	H	4	Van Diemen RF82	16:44.212	9	8.285	8.285	78.50	1:47.216	5
25	41	David Mercer	G	1	Reynard SF78	17:31.613	9	55.686	47.401	74.96	1:39.943	9
26	32	Adam Simmonds	E	2	Lola T142	17:42.425	9	1:06.498	10.812	74.19	1:53.539	9
		---------- NOT CLASSIFIED ----------										
DNF	17	Keith White	CFA		Ralt RT1	12:45.667	8	-- 8 laps --		91.51	1:33.595	6
DNF	22	Mark Dwyer	C		March 782	3:02.568	2	-- 2 laps --		95.95	1:27.821	2
DNF	75	Michael Scott	B		March 75B							

---------- FASTEST LAP SUMMARY ----------

NO	DRIVER/S	CLASS	CAR MAKE / MODEL	FASTEST LAP	ON	MPH
54	Richard Evans	B	March 79B	1:26.015	9	101.83
65	Jamie Brashaw	F	March 73A	1:26.106	9	101.72
22	Mark Dwyer	C	March 782	1:27.821	2	99.73
5	Chris Atkinson	E	Surtees TS8	1:31.443	10	95.78
88	Cameron Jackson	CFA	Euroracing 101	1:32.677	9	94.51
35	Marc Mercer	H	Van Diemen RF82	1:35.075	7	92.12
41	David Mercer	G	Reynard SF78	1:39.943	9	87.64
27	Glenn Eagling	CFB	Ensign 73-F3-17	1:40.923	7	86.79
21	Lorraine Gathercole	A	March 712	1:41.889	9	85.96

Session Start: 15:32:17 - Finish: 15:48:08
Weather/Track Conditions: Bright / Dry
Circuit: Brands Hatch Grand Prix Circuit
Track Length: 3.916 Km - 2.4330 miles

These results are provisional until the conclusion of any judicial and technical matters.

Clerk of the Course:	Timekeeper:	Issued at:
Julian Floyd	Nick Palmer	

MST

Printed : 01-07-2017 - 15:50

Full results available at www.mstworld.com. Email: timing@mstworld.com

Legends of Brands Hatch Superprix - 1 - 2 Jul 2017

HSCC Derek Bell Trophy with Classic Formula 3 supported by MB Wheels

Race 4 - Sector Analysis

1	Martyn Donn (B)								Lola T760							
lap	Sect-1	Speed	Sect-2	Speed	Sect-3	Speed	Laptime	Pit	lap	Sect-1	Speed	Sect-2	Speed	Sect-3	Speed	Laptime	Pit
1				89.1	22.629	126.1	1:40.932		7	29.383	106.7	41.463	94.0	22.293	125.8	1:33.139	
2	29.703	104.1	41.049	91.8	22.373	126.3	1:33.125		8	29.080	105.9	40.561	95.7	22.147	126.1	1:31.788	
3	29.399	99.6	41.751	82.1	22.768	126.6	1:33.918		9	28.773	105.5	41.261	83.9	23.023	125.8	1:33.057	
4	29.891	103.7	40.849	93.6	22.296	125.8	1:33.036		10	28.658	105.2	40.461	95.1	22.218	125.1	1:31.337	
5	28.925	106.5	41.527	89.5	22.438	126.3	1:32.890		11	28.363	106.2	40.464	96.7	21.847	126.1	1:30.674	
6	29.310	101.3	41.670	88.4	22.479	125.8	1:33.459		12								

5	Chris Atkinson (E)								Surtees TS8							
lap	Sect-1	Speed	Sect-2	Speed	Sect-3	Speed	Laptime	Pit	lap	Sect-1	Speed	Sect-2	Speed	Sect-3	Speed	Laptime	Pit
1				93.0	21.716	144.8	1:38.001		7	29.266	112.0	40.805	94.3	21.584	144.5	1:31.655	
2	29.859	107.9	40.998	91.3	21.818	143.3	1:32.675		8	29.351	109.0	40.414	90.3	21.780	143.3	1:31.545	
3	30.716	108.8	41.721	83.8	21.915	144.5	1:34.352		9	29.559	113.4	41.178	96.8	21.452	145.4	1:32.189	
4	29.713	113.5	41.327	94.5	21.808	144.2	1:32.848		10	29.027	110.4	40.800	93.1	21.616	144.2	1:31.443	
5	29.550	110.2	42.777	93.2	21.881	143.9	1:34.208		11	29.170	116.5	40.883	91.8	21.575	142.0	1:31.628	
6	30.424	101.9	41.484	87.1	21.934	142.0	1:33.842		12								

7	Neil Glover (F)								Chevron B37							
lap	Sect-1	Speed	Sect-2	Speed	Sect-3	Speed	Laptime	Pit	lap	Sect-1	Speed	Sect-2	Speed	Sect-3	Speed	Laptime	Pit
1				93.4	22.001	133.1	1:45.947		7	28.014	117.9	38.547	102.4	21.499	146.7	1:28.060	
2	28.755	112.6	39.103	101.6	21.108	145.7	1:28.966		8	27.615	104.9	39.628	95.3	20.951	145.7	1:28.194	
3	28.295	106.2	41.048	84.2	22.085	145.4	1:31.428		9	28.288	120.9	39.204	89.9	21.292	145.4	1:28.784	
4	28.383	121.8	39.859	84.9	21.774	146.4	1:30.016		10	28.379	111.7	39.487	95.1	21.359	145.4	1:29.225	
5	28.894	109.5	39.732	85.7	21.839	145.1	1:30.465		11	28.167	113.4	40.008	86.8	21.248	140.9	1:29.423	
6	28.225	115.3	38.575	99.7	21.660	141.2	1:28.460		12								

8	David Thorburn (CFA)								Ralt RT3							
lap	Sect-1	Speed	Sect-2	Speed	Sect-3	Speed	Laptime	Pit	lap	Sect-1	Speed	Sect-2	Speed	Sect-3	Speed	Laptime	Pit
1				86.7	23.693	119.6	1:46.613		6	29.921	99.9	44.447	87.5	23.491	119.0	1:37.859	
2	30.381	99.5	43.656	86.7	23.581	119.0	1:37.618		7	29.799	100.6	42.699	93.5	23.165	119.2	1:35.663	
3	30.219	100.2	43.490	85.7	23.781	118.7	1:37.490		8	29.842	100.0	43.158	91.8	23.583	120.2	1:36.583	
4	30.311	99.6	44.274	86.7	23.568	118.3	1:38.153		9	30.813	100.3	43.715	82.4	24.905	118.3	1:39.433	
5	30.057	99.9	43.752	89.3	23.329	119.2	1:37.138		10	30.088	99.9	42.765	89.3	23.350	118.7	1:36.203	

9	Frazer Gibney (C)								March 782							
lap	Sect-1	Speed	Sect-2	Speed	Sect-3	Speed	Laptime	Pit	lap	Sect-1	Speed	Sect-2	Speed	Sect-3	Speed	Laptime	Pit
1				87.2	22.308	134.7	1:39.251		7	29.421	103.0	40.396	101.9	22.006	133.6	1:31.823	
2	29.411	104.7	41.096	92.8	21.869	136.6	1:32.376		8	28.728	113.2	40.401	83.3	22.274	135.2	1:31.403	
3	30.037	108.1	41.666	82.3	22.892	135.2	1:34.595		9	29.715	109.7	39.912	95.3	22.097	135.7	1:31.724	
4	29.761	110.4	40.506	87.2	22.156	136.8	1:32.423		10	29.979	93.9	40.818	86.5	21.983	136.3	1:32.780	
5	29.218	109.8	41.318	97.5	22.004	135.2	1:32.540		11	29.922	109.3	39.985	88.9	21.788	135.7	1:31.695	
6	28.913	111.3	40.149	100.1	21.319	135.5	1:30.381		12								

12	Drew Cameron (H)								Van Diemen RF83							
lap	Sect-1	Speed	Sect-2	Speed	Sect-3	Speed	Laptime	Pit	lap	Sect-1	Speed	Sect-2	Speed	Sect-3	Speed	Laptime	Pit
1				76.1	24.903	114.7	1:54.193		6	31.795	94.6	45.684	85.6	23.841	114.5	1:41.320	
2	31.525	95.2	44.884	80.7	24.190	115.1	1:40.599		7	31.040	95.2	44.246	80.7	24.051	115.1	1:39.337	
3	31.655	92.5	44.797	80.6	24.112	115.5	1:40.564		8	31.281	95.2	44.268	78.9	23.916	115.3	1:39.465	
4	31.745	94.0	45.185	79.4	24.415	113.5	1:41.345		9	32.427	95.5	43.667	81.5	23.734	115.3	1:39.828	
5	31.686	93.4	44.891	76.2	24.026	116.3	1:40.603		10	31.361	94.3	43.751	79.8	23.981	116.5	1:39.093	

17	Keith White (CFA)								Ralt RT1							
lap	Sect-1	Speed	Sect-2	Speed	Sect-3	Speed	Laptime	Pit	lap	Sect-1	Speed	Sect-2	Speed	Sect-3	Speed	Laptime	Pit
1				86.9	23.020	121.3	1:43.030		5	29.290	103.0	43.247	91.3	22.849	121.5	1:35.386	
2	30.040	100.6	42.095	95.5	22.657	121.8	1:34.792		6	29.293	102.0	41.465	93.1	22.837	121.5	1:33.595	
3	29.400	103.0	41.594	95.3	22.963	122.4	1:33.957		7	29.420	102.6	41.560	94.3	22.971	121.1	1:33.951	
4	29.680	103.0	41.557	91.3	22.981	121.8	1:34.218		8	29.545	101.4	41.536	91.8	25.657	98.6	1:36.738	

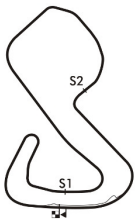

Session Start: 15:32:17 - Finish: 15:48:08
Weather/Track Conditions: Bright / Dry
Circuit: Brands Hatch Grand Prix Circuit
Track Length: 3.916 Km - 2.4330 miles

MST

Legends of Brands Hatch Superprix - 1 - 2 Jul 2017

HSCC Derek Bell Trophy with Classic Formula 3 supported by MB Wheels

Race 4 - Sector Analysis

20 Gaius Ghinn (CFA) — Ralt RT3

lap	Sect-1	Speed	Sect-2	Speed	Sect-3	Speed	Laptime	Pit	lap	Sect-1	Speed	Sect-2	Speed	Sect-3	Speed	Laptime	Pit
1				82.2	23.044	121.5	1:43.639		7	29.494	103.0	41.690	91.3	22.962	122.0	1:34.146	
2	30.085	102.0	41.791	90.9	22.797	122.2	1:34.673		8	29.487	102.3	41.373	89.8	22.581	122.0	1:33.441	
3	29.611	101.6	41.634	86.9	22.974	121.5	1:34.219		9	29.221	102.3	41.385	91.6	22.636	122.6	1:33.242	
4	29.802	101.7	41.540	87.5	22.702	122.2	1:34.044		10	29.428	101.9	41.460	91.3	22.629	123.8	1:33.517	
5	29.496	101.9	42.548	90.4	23.079	121.8	1:35.123		11	30.414	102.6	41.210	90.5	22.269	123.3	1:33.893	
6	29.637	102.3	41.349	89.7	22.822	121.8	1:33.808		12								

21 Lorraine Gathercole (A) — March 712

lap	Sect-1	Speed	Sect-2	Speed	Sect-3	Speed	Laptime	Pit	lap	Sect-1	Speed	Sect-2	Speed	Sect-3	Speed	Laptime	Pit
1				76.6	26.027	116.7	1:56.939		6	32.651	88.9	46.640	84.6	23.885	123.8	1:43.176	
2	33.624	92.1	47.537	77.0	24.997	116.9	1:46.158		7	32.175	95.8	46.349	85.4	23.887	124.0	1:42.411	
3	33.173	93.0	47.186	79.4	24.902	120.7	1:45.261		8	34.168	93.0	46.925	81.2	24.723	124.0	1:45.816	
4	32.778	93.9	46.505	81.5	24.520	122.6	1:43.803		9	31.907	95.8	45.817	84.3	24.165	121.5	1:41.889	
5	32.342	93.0	46.649	83.7	24.102	123.1	1:43.093		10	33.158	95.6	45.251	86.7	23.904	124.5	1:42.313	

22 Mark Dwyer (C) — March 782

lap	Sect-1	Speed	Sect-2	Speed	Sect-3	Speed	Laptime	Pit	lap	Sect-1	Speed	Sect-2	Speed	Sect-3	Speed	Laptime	Pit
1				97.5	21.026	136.8	1:34.747		2	28.140	110.9	38.553	99.5	21.128	136.8	1:27.821	

27 Glenn Eagling (CFB) — Ensign 73-F3-17

lap	Sect-1	Speed	Sect-2	Speed	Sect-3	Speed	Laptime	Pit	lap	Sect-1	Speed	Sect-2	Speed	Sect-3	Speed	Laptime	Pit
1				87.5	24.434	112.0	1:50.293		6	31.734	93.6	45.145	87.3	24.392	111.3	1:41.271	
2	31.700	93.5	45.915	83.6	24.807	108.6	1:42.422		7	31.534	92.9	45.108	89.1	24.281	111.8	1:40.923	
3	34.030	71.3	52.298	77.5	26.835	102.3	1:53.163		8	32.619	92.6	45.171	83.5	24.986	110.7	1:42.776	
4	32.140	92.9	44.729	83.7	24.447	110.7	1:41.316		9	32.173	90.4	46.214	87.3	25.050	112.4	1:43.437	
5	31.769	93.6	44.989	83.2	24.771	112.2	1:41.529		10	32.197	92.6	44.942	87.2	24.492	112.4	1:41.631	

28 George Fowler (H) — Reynard SF84

lap	Sect-1	Speed	Sect-2	Speed	Sect-3	Speed	Laptime	Pit	lap	Sect-1	Speed	Sect-2	Speed	Sect-3	Speed	Laptime	Pit
1				89.5	24.899	116.5	1:49.690		6	31.723	96.2	46.270	85.8	24.751	115.9	1:42.744	
2	31.808	94.4	45.583	87.0	24.719	115.9	1:42.110		7	32.250	95.4	44.986	89.1	24.246	116.7	1:41.482	
3	32.503	95.8	45.513	87.3	24.855	115.7	1:42.871		8	31.986	95.1	44.654	89.8	24.643	115.5	1:41.283	
4	32.009	95.0	44.945	88.6	24.404	115.7	1:41.358		9	32.166	94.8	45.797	85.3	25.054	116.5	1:43.017	
5	32.098	95.9	44.809	87.5	24.256	116.3	1:41.163		10	33.899	92.9	49.997	84.8	24.751	116.5	1:48.647	

30 Paul Campfield (F) — Chevron B24

lap	Sect-1	Speed	Sect-2	Speed	Sect-3	Speed	Laptime	Pit	lap	Sect-1	Speed	Sect-2	Speed	Sect-3	Speed	Laptime	Pit
1				89.7	21.927	145.1	1:37.458		7	29.539	106.2	40.149	87.1	21.680	146.7	1:31.368	
2	28.981	106.5	40.086	90.1	21.434	147.0	1:30.501		8	29.093	108.8	41.528	87.8	22.032	143.0	1:32.653	
3	28.985	109.0	42.026	80.3	22.326	145.1	1:33.337		9	30.030	102.0	41.193	87.6	21.678	141.7	1:32.901	
4	29.903	100.5	41.606	85.1	22.042	146.7	1:33.551		10	30.107	106.5	41.034	86.5	21.637	145.7	1:32.778	
5	29.261	107.2	40.710	88.4	21.878	145.1	1:31.849		11	29.198	103.3	40.769	87.7	21.667	144.2	1:31.634	
6	29.341	105.4	40.839	85.6	21.444	144.8	1:31.624		12								

32 Adam Simmonds (E) — Lola T142

lap	Sect-1	Speed	Sect-2	Speed	Sect-3	Speed	Laptime	Pit	lap	Sect-1	Speed	Sect-2	Speed	Sect-3	Speed	Laptime	Pit
1		85.9	53.308	69.2	28.633	103.1	2:14.692		6	36.353	79.4	51.870	73.0	27.663	104.1	1:55.886	
2	36.768	82.7	52.611	73.0	27.224	109.1	1:56.603		7	36.926	84.5	51.265	71.8	27.305	106.5	1:55.496	
3	36.596	82.4	52.290	74.6	28.073	105.0	1:56.959		8	36.601	85.8	50.999	72.4	27.101	106.2	1:54.701	
4	36.738	75.7	54.436	66.8	28.039	102.0	1:59.213		9	36.550	87.4	50.479	74.2	26.510	108.4	1:53.539	
5	36.119	87.7	52.207	72.0	27.010	108.4	1:55.336		10								

34 Peter Finnigan (H) — Van Diemen RF82

lap	Sect-1	Speed	Sect-2	Speed	Sect-3	Speed	Laptime	Pit	lap	Sect-1	Speed	Sect-2	Speed	Sect-3	Speed	Laptime	Pit
1				77.1	25.655	111.8	2:00.317		6	34.403	87.0	54.158	73.8	27.277	110.9	1:55.838	
2	34.601	81.8	49.626	75.2	25.851	111.3	1:50.078		7	34.436	84.5	50.811	61.4	27.383	109.8	1:52.630	
3	34.347	89.5	49.469	73.0	26.129	110.9	1:49.945		8	35.723	87.3	49.122	77.7	25.830	111.3	1:50.675	
4	33.905	90.3	48.562	78.7	25.823	111.1	1:48.290		9	33.785	88.2	49.538	66.4	25.900	109.7	1:49.223	
5	33.512	87.8	48.284	81.1	25.420	111.5	1:47.216		10								

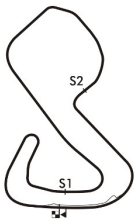

Session Start: 15:32:17 - Finish: 15:48:08
Weather/Track Conditions: Bright / Dry
Circuit: Brands Hatch Grand Prix Circuit
Track Length: 3.916 Km - 2.4330 miles

Legends of Brands Hatch Superprix - 1 - 2 Jul 2017

HSCC Derek Bell Trophy with Classic Formula 3 supported by MB Wheels

Race 4 - Sector Analysis

35	Marc Mercer (H)								Van Diemen RF82							
lap	Sect-1	Speed	Sect-2	Speed	Sect-3	Speed	Laptime	Pit	lap	Sect-1	Speed	Sect-2	Speed	Sect-3	Speed	Laptime	Pit
1				84.8	23.574	116.3	1:44.633		6	30.231	96.5	42.597	90.0	23.074	116.7	1:35.902	
2	30.325	96.3	42.749	89.7	23.254	116.1	1:36.328		7	29.910	96.7	42.222	91.3	22.943	116.7	1:35.075	
3	30.089	97.0	43.067	90.4	23.208	117.1	1:36.364		8	29.827	96.3	44.948	81.0	22.974	117.1	1:37.749	
4	29.934	97.0	42.520	92.5	23.143	116.3	1:35.597		9	30.056	96.3	43.362	77.1	23.355	116.3	1:36.773	
5	30.060	96.7	42.369	91.3	25.080	116.7	1:37.509		10	30.885	94.4	42.353	89.3	23.009	116.5	1:36.247	

38	Hugh Price (CFA)								Chevron B38							
lap	Sect-1	Speed	Sect-2	Speed	Sect-3	Speed	Laptime	Pit	lap	Sect-1	Speed	Sect-2	Speed	Sect-3	Speed	Laptime	Pit
1				91.0	23.648	119.2	1:45.614		6	30.359	98.3	43.869	85.5	23.304	121.8	1:37.532	
2	31.016	98.3	43.109	86.9	23.337	121.5	1:37.462		7	30.573	99.3	42.895	85.4	22.946	122.4	1:36.414	
3	30.269	98.9	42.906	90.0	23.145	121.8	1:36.320		8	30.510	98.9	42.692	89.3	23.104	122.4	1:36.306	
4	30.504	99.5	43.207	88.5	23.277	121.8	1:36.988		9	32.460	95.8	43.409	87.2	23.852	121.3	1:39.721	
5	31.129	93.8	42.889	84.6	23.352	122.4	1:37.370		10	30.499	99.5	43.080	84.0	23.210	122.2	1:36.789	

41	David Mercer (G)								Reynard SF78							
lap	Sect-1	Speed	Sect-2	Speed	Sect-3	Speed	Laptime	Pit	lap	Sect-1	Speed	Sect-2	Speed	Sect-3	Speed	Laptime	Pit
1			In	77.5	In		3:46.928	P	6	31.781	94.3	46.636	80.7	24.483	116.7	1:42.900	
2	Out	90.0	47.401	82.7	25.144	113.9	1:50.622		7	32.590	95.2	45.900	88.6	24.174	116.7	1:42.664	
3	32.146	93.8	46.199	81.0	24.983	114.7	1:43.328		8	32.399	93.8	44.892	84.7	25.094	114.7	1:42.385	
4	31.590	96.3	45.529	81.5	24.626	114.7	1:41.745		9	31.587	96.6	44.346	88.5	24.010	115.9	1:39.943	
5	31.483	95.1	45.272	86.9	24.343	115.5	1:41.098		10								

42	Mark Charteris (B)								March 742							
lap	Sect-1	Speed	Sect-2	Speed	Sect-3	Speed	Laptime	Pit	lap	Sect-1	Speed	Sect-2	Speed	Sect-3	Speed	Laptime	Pit
1				90.0	22.749	126.1	1:40.174		7	29.344	107.7	41.185	91.8	22.274	126.3	1:32.803	
2	29.610	103.1	40.949	94.0	22.136	125.8	1:32.695		8	29.281	106.9	40.301	92.0	22.000	126.8	1:31.582	
3	29.595	101.4	42.385	83.0	23.031	124.2	1:35.011		9	29.296	106.7	41.202	89.9	22.200	127.3	1:32.698	
4	29.770	101.7	40.509	87.8	22.206	126.1	1:32.485		10	29.010	101.6	40.353	94.0	21.851	127.0	1:31.214	
5	29.048	100.5	41.719	87.9	22.413	125.6	1:33.180		11	28.699	104.4	40.989	94.4	21.824	126.3	1:31.512	
6	29.423	101.7	41.527	87.1	22.579	125.6	1:33.529		12								

44	Paul Tonkin (CFB)								Brabham BT41							
lap	Sect-1	Speed	Sect-2	Speed	Sect-3	Speed	Laptime	Pit	lap	Sect-1	Speed	Sect-2	Speed	Sect-3	Speed	Laptime	Pit
1			49.470	77.8	26.141	110.4	2:01.818		6	34.113	90.6	51.320	74.4	25.812	110.2	1:51.245	
2	33.795	82.4	49.643	72.0	26.172	110.0	1:49.610		7	34.036	92.5	47.814	76.6	25.374	110.9	1:47.224	
3	34.468	86.8	49.272	73.2	25.821	110.6	1:49.561		8	33.195	91.0	50.712	74.9	27.970	109.1	1:51.877	
4	33.649	88.8	49.088	74.6	26.149	110.4	1:48.886		9	33.057	90.1	49.186	70.0	25.770	110.7	1:48.013	
5	33.331	89.2	48.122	77.6	26.240	109.7	1:47.693		10								

54	Richard Evans (B)								March 79B							
lap	Sect-1	Speed	Sect-2	Speed	Sect-3	Speed	Laptime	Pit	lap	Sect-1	Speed	Sect-2	Speed	Sect-3	Speed	Laptime	Pit
1				101.3	21.032	134.1	1:31.664		7	27.326	112.8	38.365	102.7	20.603	134.7	1:26.294	
2	27.776	111.5	38.193	100.4	20.869	133.9	1:26.838		8	27.386	112.0	38.578	105.1	20.721	135.5	1:26.685	
3	27.649	111.5	37.848	101.3	20.869	133.9	1:26.366		9	27.245	112.6	37.948	103.0	20.822	135.7	1:26.015	
4	27.462	110.9	38.310	101.2	20.869	135.2	1:26.641		10	29.245	107.7	41.105	93.9	21.083	134.7	1:31.433	
5	27.536	111.5	39.359	99.4	21.781	131.8	1:28.676		11	27.360	112.0	38.003	106.1	20.833	135.5	1:26.196	
6	27.627	112.2	38.554	99.8	21.249	132.8	1:27.430		12								

55	Maxim Bartell (CFA)								Chevron B34							
lap	Sect-1	Speed	Sect-2	Speed	Sect-3	Speed	Laptime	Pit	lap	Sect-1	Speed	Sect-2	Speed	Sect-3	Speed	Laptime	Pit
1				85.7	22.682	125.1	1:41.191		7	29.264	103.0	42.353	94.4	22.496	122.6	1:34.113	
2	29.902	103.1	41.641	94.1	22.557	122.6	1:34.100		8	29.435	102.3	41.506	93.2	22.726	121.8	1:33.667	
3	29.801	102.8	41.375	91.3	22.600	123.8	1:33.776		9	29.401	101.7	41.461	92.5	22.642	122.4	1:33.504	
4	29.608	102.5	41.440	94.0	22.540	123.1	1:33.588		10	29.491	101.9	42.662	93.5	22.558	122.2	1:34.711	
5	29.453	103.0	41.508	94.0	22.499	123.3	1:33.460		11	29.204	102.0	41.479	91.3	22.549	122.4	1:33.232	
6	29.414	102.6	41.261	92.6	22.602	122.4	1:33.277		12								

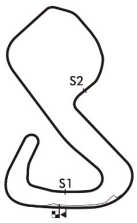

Session Start: 15:32:17 - Finish: 15:48:08
Weather/Track Conditions: Bright / Dry
Circuit: Brands Hatch Grand Prix Circuit
Track Length: 3.916 Km - 2.4330 miles

MST

Legends of Brands Hatch Superprix - 1 - 2 Jul 2017

HSCC Derek Bell Trophy with Classic Formula 3 supported by MB Wheels

Race 4 - Sector Analysis

62	Graham Kiddy (CFA)								Argo JM3							
lap	Sect-1	Speed	Sect-2	Speed	Sect-3	Speed	Laptime	Pit	lap	Sect-1	Speed	Sect-2	Speed	Sect-3	Speed	Laptime	Pit
1				82.7	23.841	123.1	1:50.742		6	31.682	96.7	44.766	84.4	23.920	121.3	1:40.368	
2	31.396	99.6	45.436	77.9	24.405	114.1	1:41.237		7	32.240	97.7	45.167	84.0	24.146	119.8	1:41.553	
3	31.582	98.9	43.916	81.4	24.341	118.3	1:39.839		8	32.019	93.9	45.008	82.8	24.063	120.9	1:41.090	
4	31.702	100.3	44.260	85.0	23.890	121.3	1:39.852		9	31.953	95.9	45.456	76.7	24.040	119.0	1:41.449	
5	31.381	100.2	44.462	82.2	23.913	121.1	1:39.756		10	31.918	99.8	44.319	82.6	23.733	121.8	1:39.970	

65	Jamie Brashaw (F)								March 73A							
lap	Sect-1	Speed	Sect-2	Speed	Sect-3	Speed	Laptime	Pit	lap	Sect-1	Speed	Sect-2	Speed	Sect-3	Speed	Laptime	Pit
1				97.2	20.910	148.0	1:29.863		7	27.743	119.2	38.579	98.2	20.573	150.3	1:26.895	
2	28.287	120.0	38.442	97.9	20.496	150.3	1:27.225		8	27.902	116.7	38.899	102.5	20.267	152.3	1:27.068	
3	27.826	115.3	37.912	98.8	20.498	151.0	1:26.236		9	27.632	122.0	37.802	102.2	20.672	152.0	1:26.106	
4	27.621	122.4	38.985	99.1	20.533	151.6	1:27.139		10	28.007	120.7	38.983	94.0	20.561	152.0	1:27.551	
5	27.893	119.8	38.999	97.8	20.880	149.0	1:27.772		11	27.667	119.4	38.435	103.6	20.442	150.6	1:26.544	
6	28.160	116.1	38.261	96.3	20.748	152.3	1:27.169		12								

74	Frank Lyons (F)								Gurney Eagle FA74							
lap	Sect-1	Speed	Sect-2	Speed	Sect-3	Speed	Laptime	Pit	lap	Sect-1	Speed	Sect-2	Speed	Sect-3	Speed	Laptime	Pit
1				90.5	21.810	139.7	1:38.436		7	29.901	111.1	39.835	94.8	21.144	141.7	1:30.880	
2	29.697	100.8	41.157	87.9	21.663	135.7	1:32.517		8	29.151	106.2	41.017	89.7	22.217	137.7	1:32.385	
3	30.440	113.9	40.817	88.3	22.246	142.3	1:33.503		9	30.014	101.1	41.176	89.9	21.804	138.0	1:32.994	
4	29.308	111.1	40.600	89.3	21.812	140.0	1:31.720		10	30.062	108.3	41.175	92.7	21.706	139.7	1:32.943	
5	28.935	106.5	41.194	90.9	21.654	141.7	1:31.783		11	29.741	113.0	40.305	94.1	21.725	125.4	1:31.771	
6	29.782	106.2	40.280	93.9	21.468	138.8	1:31.530		12								

75	Michael Scott (B)								March 75B							
lap	Sect-1	Speed	Sect-2	Speed	Sect-3	Speed	Laptime	Pit	lap	Sect-1	Speed	Sect-2	Speed	Sect-3	Speed	Laptime	Pit

88	Cameron Jackson (CFA)								Euroracing 101							
lap	Sect-1	Speed	Sect-2	Speed	Sect-3	Speed	Laptime	Pit	lap	Sect-1	Speed	Sect-2	Speed	Sect-3	Speed	Laptime	Pit
1				80.4	25.137	120.4	1:45.437		7	29.489	102.6	41.298	92.0	23.252	121.1	1:34.039	
2	30.872	96.3	42.553	88.9	22.716	122.4	1:36.141		8	29.732	102.6	41.351	97.7	22.913	121.8	1:33.996	
3	29.800	102.0	42.074	95.5	22.523	122.4	1:34.397		9	29.494	102.3	40.953	97.9	22.230	123.8	1:32.677	
4	29.614	101.6	42.127	96.4	22.326	123.1	1:34.067		10	29.355	100.6	41.138	94.4	22.351	124.7	1:32.844	
5	29.494	101.9	41.163	88.9	22.739	122.4	1:33.396		11	29.625	102.6	41.036	96.7	22.148	123.3	1:32.809	
6	29.482	102.2	41.137	96.1	22.391	122.9	1:33.010		12								

93	Rudolf Ernst (C)								March 752							
lap	Sect-1	Speed	Sect-2	Speed	Sect-3	Speed	Laptime	Pit	lap	Sect-1	Speed	Sect-2	Speed	Sect-3	Speed	Laptime	Pit
1				81.3	23.807	128.7	1:47.491		6	30.330	99.3	46.413	84.3	22.787	127.5	1:39.530	
2	30.317	90.9	44.075	83.9	22.840	128.5	1:37.232		7	29.757	107.9	42.200	92.2	22.745	128.2	1:34.702	
3	30.164	93.1	44.169	86.5	24.007	128.7	1:38.340		8	29.474	107.4	41.729	92.3	23.079	120.2	1:34.282	
4	30.163	101.9	44.120	80.8	23.014	124.7	1:37.297		9	32.594	95.5	42.862	82.2	24.470	127.3	1:39.926	
5	30.234	103.3	44.085	85.7	22.627	122.6	1:36.946		10	29.777	106.7	42.467	81.0	22.647	130.0	1:34.891	

117	Michael Bletsoe-Brown (C)								Chevron B27							
lap	Sect-1	Speed	Sect-2	Speed	Sect-3	Speed	Laptime	Pit	lap	Sect-1	Speed	Sect-2	Speed	Sect-3	Speed	Laptime	Pit
1				91.8	22.332	123.1	1:40.309		7	29.274	106.7	40.803	91.1	21.747	136.8	1:31.824	
2	29.988	103.7	40.996	94.0	21.837	137.4	1:32.821		8	29.099	105.9	40.165	91.5	21.564	133.9	1:30.828	
3	29.711	103.3	41.179	85.0	22.732	134.4	1:33.622		9	29.332	104.4	40.524	87.9	21.791	136.0	1:31.647	
4	29.633	110.7	40.791	83.4	21.924	138.3	1:32.348		10	29.222	104.2	40.806	92.2	21.445	137.4	1:31.473	
5	29.288	106.9	42.256	90.9	21.765	138.0	1:33.309		11	29.683	108.6	41.044	93.2	21.455	136.3	1:32.182	
6	29.869	108.1	40.529	92.6	21.590	136.8	1:31.988		12								

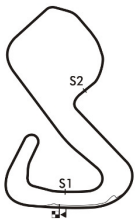

Session Start: 15:32:17 - Finish: 15:48:08
Weather/Track Conditions: Bright / Dry
Circuit: Brands Hatch Grand Prix Circuit
Track Length: 3.916 Km - 2.4330 miles

Legends of Brands Hatch Superprix - 1 - 2 Jul 2017

HSCC Derek Bell Trophy with Classic Formula 3 supported by MB Wheels

Race 4 - Best Sector Times

	SECTOR 1			SECTOR 2			SECTOR 3		
	NO	TIME	LAP	NO	TIME	LAP	NO	TIME	LAP
1	54	27.245	9	65	37.802	9	65	20.267	8
2	7	27.615	8	54	37.848	3	54	20.603	7
3	65	27.621	4	7	38.547	7	7	20.951	8
4	22	28.140	2	22	38.553	2	22	21.026	1
5	1	28.363	11	74	39.835	7	74	21.144	7
6	42	28.699	11	9	39.912	9	9	21.319	6
7	9	28.728	8	30	40.086	2	30	21.434	2
8	74	28.935	5	117	40.165	8	117	21.445	10
9	30	28.981	2	42	40.301	8	5	21.452	9
10	5	29.027	10	5	40.414	8	42	21.824	11
11	117	29.099	8	1	40.461	10	1	21.847	11
12	55	29.204	11	88	40.953	9	88	22.148	11
13	20	29.221	9	20	41.210	11	20	22.269	11
14	17	29.290	5	55	41.261	6	55	22.496	7
15	88	29.355	10	17	41.465	6	93	22.627	5
16	93	29.474	8	93	41.729	8	17	22.657	2
17	8	29.799	7	35	42.222	7	35	22.943	7
18	35	29.827	8	38	42.692	8	38	22.946	7
19	38	30.269	3	8	42.699	7	8	23.165	7
20	12	31.040	7	12	43.667	9	62	23.733	10
21	62	31.381	5	62	43.916	3	12	23.734	9
22	41	31.483	5	41	44.346	9	21	23.885	6
23	27	31.534	7	28	44.654	8	41	24.010	9
24	28	31.723	6	27	44.729	4	28	24.246	7
25	21	31.907	9	21	45.251	10	27	24.281	7
26	44	33.057	9	44	47.814	7	44	25.374	7
27	34	33.512	5	34	48.284	5	34	25.420	5
28	32	36.119	5	32	50.479	9	32	26.510	9
29	75			75			75		

IDEAL / BEST LAP COMPARISON

NO	NAME	BEST	IN	IDEAL	DIFF
54	Richard Evans	1:26.015	9	1:25.696	+0.319
65	Jamie Brashaw	1:26.106	9	1:25.690	+0.416
22	Mark Dwyer	1:27.821	2	1:27.719	+0.102
7	Neil Glover	1:28.060	7	1:27.113	+0.947
9	Frazer Gibney	1:30.381	6	1:29.959	+0.422
30	Paul Campfield	1:30.501	2	1:30.501	+0.000
1	Martyn Donn	1:30.674	11	1:30.671	+0.003
117	Michael Bletsoe-Brov	1:30.828	8	1:30.709	+0.119
74	Frank Lyons	1:30.880	7	1:29.914	+0.966
42	Mark Charteris	1:31.214	10	1:30.824	+0.390
5	Chris Atkinson	1:31.443	10	1:30.893	+0.550
88	Cameron Jackson	1:32.677	9	1:32.456	+0.221
55	Maxim Bartell	1:33.232	11	1:32.961	+0.271
20	Gaius Ghinn	1:33.242	9	1:32.700	+0.542
17	Keith White	1:33.595	6	1:33.412	+0.183
93	Rudolf Ernst	1:34.282	8	1:33.830	+0.452
35	Marc Mercer	1:35.075	7	1:34.992	+0.083
8	David Thorburn	1:35.663	7	1:35.663	+0.000
38	Hugh Price	1:36.306	8	1:35.907	+0.399
12	Drew Cameron	1:39.093	10	1:38.441	+0.652
62	Graham Kiddy	1:39.756	5	1:39.030	+0.726
41	David Mercer	1:39.943	9	1:39.839	+0.104
27	Glenn Eagling	1:40.923	7	1:40.544	+0.379
28	George Fowler	1:41.163	5	1:40.623	+0.540
21	Lorraine Gathercole	1:41.889	9	1:41.043	+0.846
34	Peter Finnigan	1:47.216	5	1:47.216	+0.000
44	Paul Tonkin	1:47.224	7	1:46.245	+0.979
32	Adam Simmonds	1:53.539	9	1:53.108	+0.431
75	Michael Scott			1:59.818	3:54.957

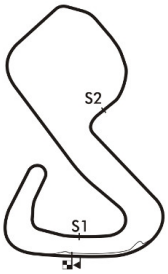

Session Start: 15:32:17 - Finish: 15:48:08
Weather/Track Conditions: Bright / Dry
Circuit: Brands Hatch Grand Prix Circuit
Track Length: 3.916 Km - 2.4330 miles

Legends of Brands Hatch Superprix - 1 - 2 Jul 2017

HSCC Derek Bell Trophy with Classic Formula 3 supported by MB Wheels

Race 4 - Best Sector Speeds

	NO	SECTOR 1	MPH	NO	SECTOR 2	MPH	NO	SECTOR 3	MPH
1	65	Jamie Brashaw	122.4	54	Richard Evans	106.1	65	Jamie Brashaw	152.3
2	7	Neil Glover	121.8	65	Jamie Brashaw	103.6	30	Paul Campfield	147.0
3	5	Chris Atkinson	116.5	7	Neil Glover	102.4	7	Neil Glover	146.7
4	74	Frank Lyons	113.9	9	Frazer Gibney	101.9	5	Chris Atkinson	145.4
5	9	Frazer Gibney	113.2	22	Mark Dwyer	99.5	74	Frank Lyons	142.3
6	54	Richard Evans	112.8	88	Cameron Jackson	97.9	117	Michael Bletsoe-Brown	138.3
7	22	Mark Dwyer	110.9	5	Chris Atkinson	96.8	9	Frazer Gibney	136.8
8	117	Michael Bletsoe-Brown	110.7	1	Martyn Donn	96.7	22	Mark Dwyer	136.8
9	30	Paul Campfield	109.0	17	Keith White	95.5	54	Richard Evans	135.7
10	93	Rudolf Ernst	107.9	74	Frank Lyons	94.8	93	Rudolf Ernst	130.0
11	42	Mark Charteris	107.7	42	Mark Charteris	94.4	42	Mark Charteris	127.3
12	1	Martyn Donn	106.7	55	Maxim Bartell	94.4	1	Martyn Donn	126.6
13	55	Maxim Bartell	103.1	117	Michael Bletsoe-Brown	94.0	55	Maxim Bartell	125.1
14	17	Keith White	103.0	8	David Thorburn	93.5	88	Cameron Jackson	124.7
15	20	Gaius Ghinn	103.0	35	Marc Mercer	92.5	21	Lorraine Gathercole	124.5
16	88	Cameron Jackson	102.6	93	Rudolf Ernst	92.3	20	Gaius Ghinn	123.8
17	8	David Thorburn	100.6	20	Gaius Ghinn	91.6	62	Graham Kiddy	123.1
18	62	Graham Kiddy	100.3	38	Hugh Price	91.0	17	Keith White	122.4
19	38	Hugh Price	99.5	30	Paul Campfield	90.1	38	Hugh Price	122.4
20	35	Marc Mercer	97.0	28	George Fowler	89.8	8	David Thorburn	120.2
21	41	David Mercer	96.6	27	Glenn Eagling	89.1	35	Marc Mercer	117.1
22	28	George Fowler	96.2	41	David Mercer	88.6	28	George Fowler	116.7
23	21	Lorraine Gathercole	95.8	21	Lorraine Gathercole	86.7	41	David Mercer	116.7
24	12	Drew Cameron	95.5	12	Drew Cameron	85.6	12	Drew Cameron	116.5
25	27	Glenn Eagling	93.6	62	Graham Kiddy	85.0	27	Glenn Eagling	112.4
26	44	Paul Tonkin	92.5	34	Peter Finnigan	81.1	34	Peter Finnigan	111.8
27	34	Peter Finnigan	90.3	44	Paul Tonkin	77.8	44	Paul Tonkin	110.9
28	32	Adam Simmonds	87.7	32	Adam Simmonds	74.6	32	Adam Simmonds	109.1
29	75	Michael Scott	86.2	75	Michael Scott	66.3	75	Michael Scott	102.3

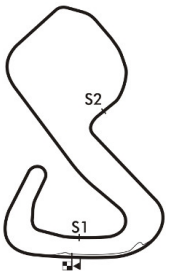

Session Start: 15:32:17 - Finish: 15:48:08
Weather/Track Conditions: Bright / Dry
Circuit: Brands Hatch Grand Prix Circuit
Track Length: 3.916 Km - 2.4330 miles

Legends of Brands Hatch Superprix - 1 - 2 Jul 2017

HSCC Derek Bell Trophy with Classic Formula 3 supported by MB Wheels

Race 4 - Lap Chart

Lap 1			Lap 2			Lap 3			Lap 4			Lap 5			Lap 6		
NO	Behind	Laptime	NO	Behind	Laptime	NO	Behind	Laptime	NO	Behind	Laptime	NO	Behind	Laptime	NO	Behind	Laptime
65		1:29.863	65		1:27.225	65		1:26.236	65		1:27.139	65		1:27.772	65		1:27.169
54	1.801	1:31.664	54	1.414	1:26.838	54	1.544	1:26.366	54	1.046	1:26.641	54	1.950	1:28.676	54	2.211	1:27.430
22	4.884	1:34.747	22	5.480	1:27.821	30	17.972	1:33.337	32	1 LAP	1:56.959	41	2 LAPS	1:43.328	27	1 LAP	1:41.529
30	7.595	1:37.458	30	10.871	1:30.501	74	21.132	1:33.503	30	24.384	1:33.551	34	1 LAP	1:48.290	21	1 LAP	1:43.093
5	8.138	1:38.001	5	13.588	1:32.675	5	21.704	1:34.352	74	25.713	1:31.720	44	1 LAP	1:48.886	41	2 LAPS	1:41.745
74	8.573	1:38.436	74	13.865	1:32.517	9	22.898	1:34.595	7	25.894	1:30.016	30	28.461	1:31.849	7	29.878	1:28.460
9	9.388	1:39.251	9	14.539	1:32.376	7	23.017	1:31.428	5	27.413	1:32.848	7	28.587	1:30.465	34	1 LAP	1:47.216
42	10.311	1:40.174	42	15.781	1:32.695	117	23.428	1:33.622	9	28.182	1:32.423	74	29.724	1:31.783	44	1 LAP	1:47.693
117	10.446	1:40.309	117	16.042	1:32.821	42	24.556	1:35.011	117	28.637	1:32.348	9	32.950	1:32.540	30	32.916	1:31.624
1	11.069	1:40.932	1	16.969	1:33.125	1	24.651	1:33.918	42	29.902	1:32.485	5	33.849	1:34.208	74	34.085	1:31.530
55	11.328	1:41.191	7	17.825	1:28.966	55	25.743	1:33.776	1	30.548	1:33.036	117	34.174	1:33.309	9	36.162	1:30.381
17	13.167	1:43.030	55	18.203	1:34.100	17	28.455	1:33.957	55	32.192	1:33.588	42	35.310	1:33.180	117	38.993	1:31.988
20	13.776	1:43.639	17	20.734	1:34.792	20	29.207	1:34.219	17	35.534	1:34.218	1	35.666	1:32.890	5	40.522	1:33.842
35	14.770	1:44.633	20	21.224	1:34.673	88	32.651	1:34.397	20	36.112	1:34.044	55	37.880	1:33.460	42	41.670	1:33.529
88	15.574	1:45.437	35	23.873	1:36.328	35	34.001	1:36.364	88	39.579	1:34.067	17	43.148	1:35.386	1	41.956	1:33.459
38	15.751	1:45.614	88	24.490	1:36.141	38	36.072	1:36.320	35	42.459	1:35.597	20	43.463	1:35.123	55	43.988	1:33.277
7	16.084	1:45.947	38	25.988	1:37.462	8	38.397	1:37.490	38	45.921	1:36.988	88	45.203	1:33.396	17	49.574	1:33.595
8	16.750	1:46.613	8	27.143	1:37.618	93	39.739	1:38.340	8	49.411	1:38.153	32	1 LAP	1:59.213	20	50.102	1:33.808
93	17.628	1:47.491	93	27.635	1:37.232	62	48.494	1:39.839	93	49.897	1:37.297	35	52.196	1:37.509	88	51.044	1:33.010
28	19.827	1:49.690	28	34.712	1:42.110	28	51.347	1:42.871	62	1:01.207	1:39.852	38	55.519	1:37.370	35	1:00.929	1:35.902
27	20.430	1:50.293	62	34.891	1:41.237	12	52.032	1:40.564	28	1:05.566	1:41.358	8	58.777	1:37.138	38	1:05.882	1:37.532
62	20.879	1:50.742	27	35.627	1:42.422	27	1:02.554	1:53.163	12	1:06.238	1:41.345	93	59.071	1:36.946	8	1:09.467	1:37.859
12	24.330	1:54.193	12	37.704	1:40.599	21	1:05.034	1:45.261	27	1:16.731	1:41.316	62	1:13.191	1:39.756	93	1:11.432	1:39.530
21	27.076	1:56.939	21	46.009	1:46.158	41	1 LAP	1:50.622	21	1:21.698	1:43.803	28	1:18.957	1:41.163	32	1 LAP	1:55.336
34	30.454	2:00.317	41	1 LAP	3:46.928	34	1:17.016	1:49.945				12	1:19.069	1:40.603	62	1:26.390	1:40.368
44	31.955	2:01.818	34	53.307	1:50.078	44	1:17.665	1:49.561									
32	44.829	2:14.692	44	54.340	1:49.610												
			32	1:14.207	1:56.603												

Session Start: 15:32:17 - Finish: 15:48:08
Weather/Track Conditions: Bright / Dry
Circuit: Brands Hatch Grand Prix Circuit
Track Length: 3.916 Km - 2.4330 miles

Legends of Brands Hatch Superprix - 1 - 2 Jul 2017

HSCC Derek Bell Trophy with Classic Formula 3 supported by MB Wheels

Race 4 - Lap Chart

Lap 7			Lap 8			Lap 9			Lap 10			Lap 11		
NO	Behind	Laptime	NO	Behind	Laptime	NO	Behind	Laptime	NO	Behind	Laptime	NO	Behind	Laptime
65		1:26.895	65		1:27.068	65		1:26.106	65		1:27.551	65		1:26.544
54	1.610	1:26.294	54	1.227	1:26.685	93	1 LAP	1:34.282	35	1 LAP	1:36.773	54	4.670	1:26.196
12	1 LAP	1:41.320	62	1 LAP	1:41.553	54	1.136	1:26.015	54	5.018	1:31.433	35	1 LAP	1:36.247
28	1 LAP	1:42.744	12	1 LAP	1:39.337	8	1 LAP	1:36.583	38	1 LAP	1:39.721	38	1 LAP	1:36.789
27	1 LAP	1:41.271	32	2 LAPS	1:55.886	62	1 LAP	1:41.090	93	1 LAP	1:39.926	93	1 LAP	1:34.891
21	1 LAP	1:43.176	28	1 LAP	1:41.482	12	1 LAP	1:39.465	8	1 LAP	1:39.433	8	1 LAP	1:36.203
7	31.043	1:28.060	27	1 LAP	1:40.923	7	34.847	1:28.784	44	2 LAPS	1:51.877	44	2 LAPS	1:48.013
41	2 LAPS	1:41.098	7	32.169	1:28.194	28	1 LAP	1:41.283	34	2 LAPS	1:50.675	7	39.400	1:29.423
30	37.389	1:31.368	21	1 LAP	1:42.411	27	1 LAP	1:42.776	7	36.521	1:29.225	34	2 LAPS	1:49.223
74	38.070	1:30.880	30	42.974	1:32.653	32	2 LAPS	1:55.496	62	1 LAP	1:41.449	62	1 LAP	1:39.970
9	41.090	1:31.823	74	43.387	1:32.385	30	49.769	1:32.901	12	1 LAP	1:39.828	12	1 LAP	1:39.093
117	43.922	1:31.824	9	45.425	1:31.403	74	50.275	1:32.994	28	1 LAP	1:43.017	30	1:00.086	1:31.634
5	45.282	1:31.655	41	2 LAPS	1:42.900	9	51.043	1:31.724	30	54.996	1:32.778	74	1:00.894	1:31.771
42	47.578	1:32.803	117	47.682	1:30.828	117	53.223	1:31.647	74	55.667	1:32.943	9	1:01.423	1:31.695
1	48.200	1:33.139	5	49.759	1:31.545	5	55.842	1:32.189	9	56.272	1:32.780	117	1:02.783	1:32.182
55	51.206	1:34.113	42	52.092	1:31.582	42	58.684	1:32.698	117	57.145	1:31.473	5	1:04.818	1:31.628
44	1 LAP	1:51.245	1	52.920	1:31.788	1	59.871	1:33.057	5	59.734	1:31.443	42	1:07.315	1:31.512
17	56.630	1:33.951	55	57.805	1:33.667	21	1 LAP	1:45.816	42	1:02.347	1:31.214	1	1:07.787	1:30.674
20	57.353	1:34.146	20	1:03.726	1:33.441	41	2 LAPS	1:42.664	1	1:03.657	1:31.337	28	1 LAP	1:48.647
88	58.188	1:34.039	88	1:05.116	1:33.996	55	1:05.203	1:33.504	27	1 LAP	1:43.437	55	1:19.051	1:33.232
34	1 LAP	1:55.838	17	1:06.300	1:36.738	20	1:10.862	1:33.242	55	1:12.363	1:34.711	27	1 LAP	1:41.631
35	1:09.109	1:35.075	44	1 LAP	1:47.224	88	1:11.687	1:32.677	21	1 LAP	1:41.889	88	1:23.245	1:32.809
38	1:15.401	1:36.414	35	1:19.790	1:37.749				32	2 LAPS	1:54.701	20	1:24.177	1:33.893
8	1:18.235	1:35.663	38	1:24.639	1:36.306				20	1:16.828	1:33.517	21	1 LAP	1:42.313
93	1:19.239	1:34.702	34	1 LAP	1:52.630				88	1:16.980	1:32.844	41	2 LAPS	1:39.943
									41	2 LAPS	1:42.385	32	2 LAPS	1:53.539

Session Start: 15:32:17 - Finish: 15:48:08
Weather/Track Conditions: Bright / Dry
Circuit: Brands Hatch Grand Prix Circuit
Track Length: 3.916 Km - 2.4330 miles

Legends of Brands Hatch Superprix - 1 - 2 Jul 2017

HSCC/TCRE Super Touring Cars

Race 5 - Classification

Sheet No:

POS	NO	DRIVER/S	CLASS	CLASS POS	CAR MAKE / MODEL	TIME	LAPS	GAP	DIFF	MPH	BEST	ON
1	3	James Dodd	ST1	1	Honda Accord	20:15.897	12	-- 12 laps		86.44	1:35.821	7
2	98	John Cleland	ST1	2	Vauxhall Vectra	20:22.267	12	6.370	6.370	85.99	1:37.680	11
3	4	Jason Minshaw	ST1	3	Volvo S40	20:23.278	12	7.381	1.011	85.92	1:37.819	10
4	23	Graeme Dodd	ST1	4	Honda Accord	20:48.909	12	33.012	25.631	84.15	1:39.896	3
5	17	Mark Smith	GA2	1	BMW E3 M3	21:03.204	12	47.307	14.295	83.20	1:41.032	12
6	36	Keith Butcher	ST2	1	Audi A4	21:23.490	12	1:07.593	20.286	81.88	1:42.376	7
		NOT CLASSIFIED										
DNF	14	Stephen Grellet	ST1		Peugeot 406	18:12.325	10	-- 10 laps	16.896	80.18	1:44.778	9
DNF	60	Mark Wright	GA1		Ford Sierra	14:45.601	8	-- 8 laps --	2.917	79.12	1:41.437	3
DNF	67	Tony Absolom	ST2		Vauxhall Cavalier	5:48.398	3	-- 3 laps --	5.935	75.42	1:43.403	3

FASTEST LAP SUMMARY

NO	DRIVER/S	CLASS	CAR MAKE / MODEL	FASTEST LAP	ON	MPH
3	James Dodd	ST1	Honda Accord	1:35.821	7	91.41
17	Mark Smith	GA2	BMW E3 M3	1:41.032	12	86.69
60	Mark Wright	GA1	Ford Sierra	1:41.437	3	86.35
36	Keith Butcher	ST2	Audi A4	1:42.376	7	85.55

Session Start: 15:57:52 - Finish: 16:17:32
Weather/Track Conditions: Cloud / Dry
Circuit: Brands Hatch Grand Prix Circuit
Track Length: 3.916 Km - 2.4330 miles

These results are provisional until the conclusion of any judicial and technical matters.

Clerk of the Course:	Timekeeper:	Issued at:
Julian Floyd	Nick Palmer	

MST

Printed : 01-07-2017 - 16:20

Full results available at www.mstworld.com. Email: timing@mstworld.com

Legends of Brands Hatch Superprix - 1 - 2 Jul 2017

HSCC/TCRE Super Touring Cars

Race 5 - Sector Analysis

3	James Dodd (ST1)								Honda Accord								
lap	Sect-1	Speed	Sect-2	Speed	Sect-3	Speed	Laptime	Pit	lap	Sect-1	Speed	Sect-2	Speed	Sect-3	Speed	Laptime	Pit
1		63.0	58.367	57.6	36.584	80.3	2:16.233		7	30.652	102.5	42.442	94.0	22.727	125.1	1:35.821	
2	32.353	100.8	43.633	78.9	23.908	122.0	1:39.894		8	31.726	99.2	43.358	82.2	23.369	113.5	1:38.453	
3	31.907	99.8	42.563	92.7	22.935	125.1	1:37.405		9	32.286	97.7	44.096	83.9	23.578	119.0	1:39.960	
4	31.453	96.9	44.488	83.2	23.848	114.5	1:39.789		10	31.111	97.4	44.243	83.3	23.291	121.5	1:38.645	
5	31.880	95.5	43.675	84.5	23.082	125.4	1:38.637		11	31.490	98.9	42.949	94.0	23.137	122.9	1:37.576	
6	31.088	101.7	42.200	90.6	22.905	125.1	1:36.193		12	31.045	99.2	43.175	89.5	23.071	117.1	1:37.291	

4	Jason Minshaw (ST1)								Volvo S40								
lap	Sect-1	Speed	Sect-2	Speed	Sect-3	Speed	Laptime	Pit	lap	Sect-1	Speed	Sect-2	Speed	Sect-3	Speed	Laptime	Pit
1		56.2	56.943	66.5	35.485	83.5	2:16.466		7	31.467	100.2	43.744	83.4	23.219	126.8	1:38.430	
2	33.471	98.4	44.573	85.5	23.637	125.8	1:41.681		8	31.491	100.5	43.472	83.5	23.202	126.3	1:38.165	
3	31.738	98.2	44.323	80.7	23.515	126.1	1:39.576		9	31.391	101.1	43.467	82.7	23.180	124.9	1:38.038	
4	31.554	102.6	44.340	84.2	23.396	126.3	1:39.290		10	31.451	101.4	43.170	87.8	23.198	125.6	1:37.819	
5	31.343	100.0	43.981	87.7	23.377	126.6	1:38.701		11	31.264	102.2	43.549	84.0	23.391	126.8	1:38.204	
6	31.574	99.5	43.641	82.8	23.305	126.6	1:38.520		12	31.530	102.8	43.656	83.9	23.202	126.1	1:38.388	

14	Stephen Grellet (ST1)								Peugeot 406								
lap	Sect-1	Speed	Sect-2	Speed	Sect-3	Speed	Laptime	Pit	lap	Sect-1	Speed	Sect-2	Speed	Sect-3	Speed	Laptime	Pit
1		67.7	57.148	52.5	31.234	88.6	2:17.530		6	33.608	93.1	47.900	77.5	25.538	120.4	1:47.046	
2	35.390	91.6	48.211	83.5	24.674	122.0	1:48.275		7	33.289	97.4	47.150	78.5	24.758	120.9	1:45.197	
3	33.092	96.1	47.844	78.9	25.027	120.0	1:45.963		8	33.558	94.7	47.287	80.0	24.894	121.1	1:45.739	
4	32.666	96.9	48.872	76.7	24.994	120.0	1:46.532		9	32.835	96.1	47.049	79.6	24.894	120.9	1:44.778	
5	33.584	92.5	48.059	79.9	24.759	121.8	1:46.402		10	32.670	97.6	47.369	78.3	24.824	121.1	1:44.863	

17	Mark Smith (GA2)								BMW E3 M3								
lap	Sect-1	Speed	Sect-2	Speed	Sect-3	Speed	Laptime	Pit	lap	Sect-1	Speed	Sect-2	Speed	Sect-3	Speed	Laptime	Pit
1		56.1	57.142	63.6	33.699	81.6	2:16.813		7	32.446	97.9	44.981	85.6	24.352	122.9	1:41.779	
2	34.812	94.3	46.120	85.8	24.624	121.3	1:45.556		8	32.347	98.6	44.580	86.5	24.372	122.2	1:41.299	
3	32.366	98.7	45.028	81.8	24.437	122.9	1:41.831		9	32.167	97.9	44.630	87.5	24.306	122.4	1:41.103	
4	32.156	94.8	47.510	87.2	24.667	122.4	1:44.333		10	32.360	97.3	44.851	83.9	24.274	123.3	1:41.485	
5	32.752	96.9	45.462	87.5	24.599	122.9	1:42.813		11	32.399	98.4	45.299	88.6	24.591	122.4	1:42.289	
6	32.321	97.9	45.940	85.6	24.610	122.0	1:42.871		12	32.345	99.2	44.447	90.4	24.240	120.7	1:41.032	

23	Graeme Dodd (ST1)								Honda Accord								
lap	Sect-1	Speed	Sect-2	Speed	Sect-3	Speed	Laptime	Pit	lap	Sect-1	Speed	Sect-2	Speed	Sect-3	Speed	Laptime	Pit
1		54.7	57.292	69.0	34.546	80.8	2:16.564		7	32.178	97.6	44.982	86.9	24.048	124.5	1:41.208	
2	33.817	97.3	44.999	84.8	24.125	124.5	1:42.941		8	31.995	100.6	44.993	88.5	23.803	124.5	1:40.791	
3	31.702	99.5	44.431	88.7	23.763	125.4	1:39.896		9	32.003	99.3	44.640	89.2	24.046	124.7	1:40.689	
4	32.025	100.2	44.762	86.2	23.704	126.1	1:40.491		10	32.305	99.3	44.912	85.3	23.958	124.5	1:41.175	
5	32.135	99.0	45.770	83.9	24.049	124.7	1:41.954		11	32.109	98.6	44.698	83.5	23.890	124.9	1:40.697	
6	31.912	98.6	45.294	84.6	23.936	124.5	1:41.142		12	32.385	100.3	44.919	84.9	24.057	122.9	1:41.361	

36	Keith Butcher (ST2)								Audi A4								
lap	Sect-1	Speed	Sect-2	Speed	Sect-3	Speed	Laptime	Pit	lap	Sect-1	Speed	Sect-2	Speed	Sect-3	Speed	Laptime	Pit
1		57.5	57.296	55.9	32.322	84.0	2:17.033		7	31.877	99.9	46.091	87.2	24.408	120.4	1:42.376	
2	34.755	93.5	47.347	87.3	24.309	121.1	1:46.411		8	32.474	97.9	47.092	85.3	24.872	120.4	1:44.438	
3	32.080	97.2	45.877	83.6	24.696	120.7	1:42.653		9	32.928	95.0	47.300	83.8	25.056	119.6	1:45.284	
4	31.794	97.7	47.818	82.0	25.488	120.0	1:45.100		10	33.506	95.5	47.291	85.3	25.054	119.2	1:45.851	
5	31.981	98.3	46.668	88.7	24.442	119.0	1:43.091		11	32.611	95.5	46.652	87.0	24.573	119.8	1:43.836	
6	32.250	98.4	46.565	84.2	24.377	120.0	1:43.192		12	32.796	96.2	46.900	86.8	24.529	116.5	1:44.225	

60	Mark Wright (GA1)								Ford Sierra								
lap	Sect-1	Speed	Sect-2	Speed	Sect-3	Speed	Laptime	Pit	lap	Sect-1	Speed	Sect-2	Speed	Sect-3	Speed	Laptime	Pit
1		60.0	57.478	54.4	32.762	84.0	2:16.775		5	35.323	87.9	48.606	73.8	25.426	101.6	1:49.355	
2	34.479	100.0	45.479	84.7	24.293	131.2	1:44.251		6	36.216	91.4	48.189	72.7	26.066	112.4	1:50.471	
3	32.170	98.3	45.214	81.1	24.053	132.3	1:41.437		7	35.797	91.5	48.234	72.3	24.478	118.3	1:48.509	
4	33.481	92.6	49.479	74.6	26.121	120.2	1:49.081		8	34.419	90.0	46.982	79.6	24.321	121.8	1:45.722	

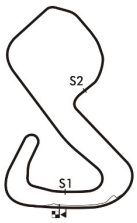

Session Start: 15:57:52 - Finish: 16:17:32
Weather/Track Conditions: Cloud / Dry
Circuit: Brands Hatch Grand Prix Circuit
Track Length: 3.916 Km - 2.4330 miles

MST

Full results available at www.mstworld.com. Email: timing@mstworld.com

Printed : 01-07-2017 - 16:21

Legends of Brands Hatch Superprix - 1 - 2 Jul 2017

HSCC/TCRE Super Touring Cars

Race 5 - Sector Analysis

67	Tony Absolom (ST2)								Vauxhall Cavalier								
lap	Sect-1	Speed	Sect-2	Speed	Sect-3	Speed	Laptime	Pit	lap	Sect-1	Speed	Sect-2	Speed	Sect-3	Speed	Laptime	Pit
1		57.9	57.393	55.4	31.812	85.3	2:17.015		3	32.477	96.1	46.596	84.9	24.330	119.6	1:43.403	
2	35.292	94.4	47.932	84.3	24.756	119.0	1:47.980		4								

98	John Cleland (ST1)								Vauxhall Vectra								
lap	Sect-1	Speed	Sect-2	Speed	Sect-3	Speed	Laptime	Pit	lap	Sect-1	Speed	Sect-2	Speed	Sect-3	Speed	Laptime	Pit
1		63.6	57.026	61.0	36.203	80.3	2:16.268		7	31.145	101.6	43.471	92.5	23.748	123.5	1:38.364	
2	33.152	99.6	44.588	90.5	23.948	123.8	1:41.688		8	31.020	101.6	43.307	90.5	23.621	121.5	1:37.948	
3	31.346	100.5	44.377	90.9	23.890	124.2	1:39.613		9	31.020	101.7	43.608	92.6	23.345	124.2	1:37.973	
4	31.306	100.9	43.943	89.8	23.802	123.8	1:39.051		10	30.875	101.3	43.513	94.1	23.398	124.7	1:37.786	
5	31.347	100.2	43.862	92.7	23.739	124.2	1:38.948		11	31.036	101.7	43.184	93.2	23.460	124.5	1:37.680	
6	31.407	99.8	43.473	90.9	23.397	124.2	1:38.277		12	31.742	101.1	43.433	94.4	23.496	124.7	1:38.671	

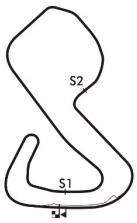

Session Start: 15:57:52 - Finish: 16:17:32
Weather/Track Conditions: Cloud / Dry
Circuit: Brands Hatch Grand Prix Circuit
Track Length: 3.916 Km - 2.4330 miles

MST

Legends of Brands Hatch Superprix - 1 - 2 Jul 2017

HSCC/TCRE Super Touring Cars

Race 5 - Best Sector Times

	SECTOR 1			SECTOR 2			SECTOR 3		
	NO	TIME	LAP	NO	TIME	LAP	NO	TIME	LAP
1	3	30.652	7	3	42.200	6	3	22.727	7
2	98	30.875	10	4	43.170	10	4	23.180	9
3	4	31.264	11	98	43.184	11	98	23.345	9
4	23	31.702	3	23	44.431	3	23	23.704	4
5	36	31.794	4	17	44.447	12	60	24.053	3
6	17	32.156	4	60	45.214	3	17	24.240	12
7	60	32.170	3	36	45.877	3	36	24.309	2
8	67	32.477	3	67	46.596	3	67	24.330	3
9	14	32.666	4	14	47.049	9	14	24.674	2

IDEAL / BEST LAP COMPARISON

NO	NAME	BEST	IN	IDEAL	DIFF
3	James Dodd	1:35.821	7	1:35.579	+0.242
98	John Cleland	1:37.680	11	1:37.404	+0.276
4	Jason Minshaw	1:37.819	10	1:37.614	+0.205
23	Graeme Dodd	1:39.896	3	1:39.837	+0.059
17	Mark Smith	1:41.032	12	1:40.843	+0.189
60	Mark Wright	1:41.437	3	1:41.437	+0.000
36	Keith Butcher	1:42.376	7	1:41.980	+0.396
67	Tony Absolom	1:43.403	3	1:43.403	+0.000
14	Stephen Grellet	1:44.778	9	1:44.389	+0.389

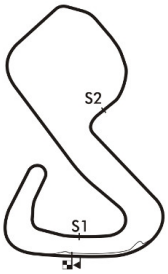

Session Start: 15:57:52 - Finish: 16:17:32
Weather/Track Conditions: Cloud / Dry
Circuit: Brands Hatch Grand Prix Circuit
Track Length: 3.916 Km - 2.4330 miles

Legends of Brands Hatch Superprix - 1 - 2 Jul 2017

HSCC/TCRE Super Touring Cars

Race 5 - Best Sector Speeds

	NO	SECTOR 1	MPH	NO	SECTOR 2	MPH	NO	SECTOR 3	MPH
1	4	Jason Minshaw	102.8	98	John Cleland	94.4	60	Mark Wright	132.3
2	3	James Dodd	102.5	3	James Dodd	94.0	4	Jason Minshaw	126.8
3	98	John Cleland	101.7	17	Mark Smith	90.4	23	Graeme Dodd	126.1
4	23	Graeme Dodd	100.6	23	Graeme Dodd	89.2	3	James Dodd	125.4
5	60	Mark Wright	100.0	36	Keith Butcher	88.7	98	John Cleland	124.7
6	36	Keith Butcher	99.9	4	Jason Minshaw	87.8	17	Mark Smith	123.3
7	17	Mark Smith	99.2	67	Tony Absolom	84.9	14	Stephen Grellet	122.0
8	14	Stephen Grellet	97.6	60	Mark Wright	84.7	36	Keith Butcher	121.1
9	67	Tony Absolom	96.1	14	Stephen Grellet	83.5	67	Tony Absolom	119.6

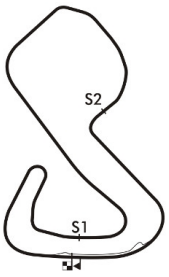

Session Start: 15:57:52 - Finish: 16:17:32
Weather/Track Conditions: Cloud / Dry
Circuit: Brands Hatch Grand Prix Circuit
Track Length: 3.916 Km - 2.4330 miles

Legends of Brands Hatch Superprix - 1 - 2 Jul 2017

HSCC/TCRE Super Touring Cars

Race 5 - Lap Chart

Lap 1			Lap 2			Lap 3			Lap 4			Lap 5			Lap 6		
NO	Behind	Laptime	NO	Behind	Laptime	NO	Behind	Laptime	NO	Behind	Laptime	NO	Behind	Laptime	NO	Behind	Laptime
3		2:16.233	3		1:39.894	3		1:37.405	3		1:39.789	3		1:38.637	3		1:36.193
98	0.035	2:16.268	98	1.829	1:41.688	98	4.037	1:39.613	98	3.299	1:39.051	98	3.610	1:38.948	98	5.694	1:38.277
4	0.233	2:16.466	4	2.020	1:41.681	4	4.191	1:39.576	4	3.692	1:39.290	4	3.756	1:38.701	4	6.083	1:38.520
23	0.331	2:16.564	23	3.378	1:42.941	23	5.869	1:39.896	23	6.571	1:40.491	23	9.888	1:41.954	23	14.837	1:41.142
60	0.542	2:16.775	60	4.899	1:44.251	60	8.931	1:41.437	17	15.212	1:44.333	17	19.388	1:42.813	17	26.066	1:42.871
17	0.580	2:16.813	17	6.242	1:45.556	17	10.668	1:41.831	36	17.876	1:45.100	36	22.330	1:43.091	36	29.329	1:43.192
67	0.782	2:17.015	36	7.317	1:46.411	36	12.565	1:42.653	60	18.223	1:49.081	60	28.941	1:49.355	60	43.219	1:50.471
36	0.800	2:17.033	67	8.868	1:47.980	67	14.866	1:43.403	14	24.979	1:46.532	14	32.744	1:46.402	14	43.597	1:47.046
14	1.297	2:17.530	14	9.678	1:48.275	14	18.236	1:45.963									

Session Start: 15:57:52 - Finish: 16:17:32
Weather/Track Conditions: Cloud / Dry
Circuit: Brands Hatch Grand Prix Circuit
Track Length: 3.916 Km - 2.4330 miles

MST
Full results available at www.mstworld.com. Email: timing@mstworld.com

Printed : 01-07-2017 - 16:21

Legends of Brands Hatch Superprix - 1 - 2 Jul 2017

HSCC/TCRE Super Touring Cars

Race 5 - Lap Chart

Lap 7			Lap 8			Lap 9			Lap 10			Lap 11			Lap 12		
NO	Behind	Laptime	NO	Behind	Laptime	NO	Behind	Laptime	NO	Behind	Laptime	NO	Behind	Laptime	NO	Behind	Laptime
3		1:35.821	3		1:38.453	3		1:39.960	3		1:38.645	3		1:37.576	3		1:37.291
98	8.237	1:38.364	98	7.732	1:37.948	98	5.745	1:37.973	98	4.886	1:37.786	98	4.990	1:37.680	98	6.370	1:38.671
4	8.692	1:38.430	4	8.404	1:38.165	4	6.482	1:38.038	4	5.656	1:37.819	4	6.284	1:38.204	4	7.381	1:38.388
23	20.224	1:41.208	23	22.562	1:40.791	23	23.291	1:40.689	23	25.821	1:41.175	23	28.942	1:40.697	23	33.012	1:41.361
17	32.024	1:41.779	17	34.870	1:41.299	17	36.013	1:41.103	17	38.853	1:41.485	17	43.566	1:42.289	17	47.307	1:41.032
36	35.884	1:42.376	36	41.869	1:44.438	36	47.193	1:45.284	36	54.399	1:45.851	36	1:00.659	1:43.836	36	1:07.593	1:44.225
14	52.973	1:45.197	14	1:00.259	1:45.739	14	1:05.077	1:44.778	14	1:11.295	1:44.863						
60	55.907	1:48.509	60	1:03.176	1:45.722												

Session Start: 15:57:52 - Finish: 16:17:32
Weather/Track Conditions: Cloud / Dry
Circuit: Brands Hatch Grand Prix Circuit
Track Length: 3.916 Km - 2.4330 miles

Legends of Brands Hatch Superprix - 1 - 2 Jul 2017

HSCC Jaguar Classic Challenge

Race 6 - Classification

Sheet No:

POS	NO	DRIVER/S	CLASS	CLASS POS	CAR MAKE / MODEL	TIME	LAPS	GAP	DIFF	MPH	BEST	ON
1	21	Dodd G-Dodd J	E	1	Jaguar E-type	41:23.180	22	-- 22 laps		77.60	1:44.851	16
2	72	Jamie Boot	E	2	Jaguar E-type	42:08.356	22	45.176	45.176	76.21	1:49.150	11
3	22	Costas Michael	F	1	Jaguar E-type semi	43:13.644	22	1:50.464	1:05.288	74.29	1:50.563	14
4	39	Mark Russell	F	2	Jaguar E-type	41:23.197	21	-- 21 laps	4.182	74.07	1:50.449	18
5	145	Short-Riley	E	3	Jaguar E-type	41:23.542	21	0.345	0.345	74.06	1:45.228	4
6	11	Robert Farrell	F	3	Jaguar E-type	41:50.354	21	27.157	26.812	73.27	1:52.154	15
7	4	Tim Mogridge	F	4	Jaguar E-type	41:57.890	21	34.693	7.536	73.05	1:50.532	20
8	66	Chris Milner	D	1	Jaguar E-type	42:05.053	21	41.856	7.163	72.84	1:50.327	12
9	25	John Burton	D	2	Jaguar E-type	42:33.763	21	1:10.566	28.710	72.02	1:53.587	18
10	32	Skipworth-Dean	D	3	Jaguar E-type	42:54.052	21	1:30.855	20.289	71.45	1:53.056	14
11	82	Bob Binfield	D	4	Jaguar E-type	42:57.468	21	1:34.271	3.416	71.36	1:54.335	20
12	133	Paul Kennelly	A	1	Jaguar XK150S	43:22.491	21	1:59.294	25.023	70.67	1:56.866	10
13	68	Marc Gordon	A	2	Jaguar XK150	41:24.833	20	-- 20 laps	2.518	70.49	1:57.341	14
14	23	Roger Cope	B	1	Jaguar Mk1 Saloon	41:51.862	20	27.029	27.029	69.74	1:58.021	14
15	9	Eastick-Jones	C	1	Jaguar D-type	42:22.968	20	58.135	31.106	68.89	1:52.028	11
16	150	Keith-Lucas Cl-Keith-Lucas Ch	A	3	Jaguar XK150	41:26.307	19	-- 19 laps	1:01.293	66.93	2:01.119	15
17	123	Love A-Love G	A	4	Jaguar XK150	41:33.170	19	6.863	6.863	66.75	1:58.135	11
18	130	Woodbridge-Rowley	A	5	Jaguar XK120	42:10.230	18	-- 18 laps	2:41.266	62.30	2:04.210	13
		---------- NOT CLASSIFIED ----------										
DNF	52	Robert Oldershaw	E		Jaguar E-type	29:36.330	15	-- 15 laps		73.96	1:45.207	4
DNF	55	Melling-Minshaw	D		Jaguar E-type	28:54.309	14	-- 14 laps	1:36.462	70.70	1:49.935	11
DNF	10	Simon Butler	E		Jaguar E-type	26:59.887	13	-- 13 laps		70.29	1:50.086	3
DNF	15	Paul Castaldini	E		Jaguar E-type	25:37.295	9	-- 9 laps --	6:01.991	51.28	1:51.147	5
DNF	14	Sam Thomas	E		Jaguar E-type	9:23.480	5	-- 5 laps --		77.71	1:50.305	5

---------- FASTEST LAP SUMMARY ----------

NO	DRIVER/S	CLASS	CAR MAKE / MODEL	FASTEST LAP	ON	MPH
21	Dodd G-Dodd J	E	Jaguar E-type	1:44.851	16	83.54
55	Melling-Minshaw	D	Jaguar E-type	1:49.935	11	79.67
39	Mark Russell	F	Jaguar E-type	1:50.449	18	79.30
9	Eastick-Jones	C	Jaguar D-type	1:52.028	11	78.18
133	Paul Kennelly	A	Jaguar XK150S	1:56.866	10	74.95
23	Roger Cope	B	Jaguar Mk1 Saloon	1:58.021	14	74.21

Session Start: 16:30:24 - Finish: 17:11:47
Weather/Track Conditions: Cloud / Dry
Circuit: Brands Hatch Grand Prix Circuit
Track Length: 3.916 Km - 2.4330 miles

These results are provisional until the conclusion of any judicial and technical matters.

Clerk of the Course:	Timekeeper:	Issued at:
Julian Floyd	Nick Palmer	

MST

Printed : 01-07-2017 - 17:16

Full results available at www.mstworld.com. Email: timing@mstworld.com

Legends of Brands Hatch Superprix - 1 - 2 Jul 2017

HSCC Jaguar Classic Challenge

Race 6 - Sector Analysis

4	Tim Mogridge (F)								Jaguar E-type								
lap	Sect-1	Speed	Sect-2	Speed	Sect-3	Speed	Laptime	Pit	lap	Sect-1	Speed	Sect-2	Speed	Sect-3	Speed	Laptime	Pit
1		77.1	51.158	74.1	26.358	115.3	1:59.643		12	34.860	88.1	50.162	76.6	26.450	115.9	1:51.472	
2	35.190	86.8	51.500	77.8	26.182	115.9	1:52.872		13	35.008	82.5	49.592	78.4	26.239	115.5	1:50.839	
3	35.370	89.8	51.726	71.2	26.669	116.9	1:53.765		14	35.021	83.3	50.362	77.7	26.703	115.3	1:52.086	
4	35.488	83.1	50.137	73.1	26.355	116.1	1:51.980		15	35.067	89.2	50.550	74.9	26.272	114.5	1:51.889	
5	34.996	86.5	51.067	70.5	26.472	116.7	1:52.535		16	34.960	89.5	50.002	75.9	26.544	114.1	1:51.506	
6	35.113	87.7	51.067	77.1	26.360	116.5	1:52.540		17	35.182	84.7	51.482	72.6	26.672	112.2	1:53.336	
7	35.224	78.3	50.819	70.5	In		3:28.002	P	18	34.923	86.0	50.258	77.3	26.871	112.4	1:52.052	
8	Out	74.3	1:01.056	49.0	37.519	68.5	2:18.241		19	35.505	78.0	50.873	70.4	26.589	112.6	1:52.967	
9	44.378	64.0	1:05.818	48.7	36.079	108.8	2:26.275		20	34.737	83.4	49.418	76.8	26.377	113.2	1:50.532	
10	35.829	86.1	50.079	76.2	26.298	114.9	1:52.206		21	35.192	85.0	49.756	76.2	26.584	109.7	1:51.532	
11	35.124	89.1	49.898	73.4	26.598	115.3	1:51.620		22								

9	Eastick-Jones (C)								Jaguar D-type								
lap	Sect-1	Speed	Sect-2	Speed	Sect-3	Speed	Laptime	Pit	lap	Sect-1	Speed	Sect-2	Speed	Sect-3	Speed	Laptime	Pit
1		77.8	51.241	72.4	26.860	118.1	2:03.783		11	35.794	86.4	50.040	79.1	26.194	119.4	1:52.028	
2	35.958	84.0	50.659	73.1	26.856	116.9	1:53.473		12	35.255	88.0	50.807	74.5	In		3:07.982	P
3	35.957	85.1	50.498	74.6	26.654	115.3	1:53.109		13	Out	75.7	54.657	69.5	29.295	94.8	2:06.923	
4	35.935	84.6	50.256	75.3	26.725	114.5	1:52.916		14	37.495	80.9	53.711	70.3	29.087	97.2	2:00.293	
5	36.451	82.6	50.765	73.3	26.959	112.8	1:54.175		15	36.948	80.9	52.503	74.8	27.894	102.8	1:57.345	
6	36.231	83.2	51.731	73.2	27.121	115.9	1:55.083		16	37.562	82.6	51.917	74.5	27.372	107.0	1:56.851	
7	36.039	78.3	51.012	68.2	In		3:23.271	P	17	36.669	86.2	51.957	74.6	27.540	103.9	1:56.166	
8	Out	85.1	57.332	54.9	36.945	60.7	2:15.066		18	36.626	85.4	52.814	73.4	27.798	106.0	1:57.238	
9	44.357	66.1	1:05.653	47.0	36.547	117.5	2:26.557		19	36.806	83.0	52.662	70.8	28.828	97.3	1:58.296	
10	34.864	86.5	51.711	73.4	27.884	118.1	1:54.459		20	37.066	83.6	52.969	73.7	27.919	99.5	1:57.954	

10	Simon Butler (E)								Jaguar E-type								
lap	Sect-1	Speed	Sect-2	Speed	Sect-3	Speed	Laptime	Pit	lap	Sect-1	Speed	Sect-2	Speed	Sect-3	Speed	Laptime	Pit
1		83.3	50.096	73.4	26.577	113.5	1:58.594		8	41.165	56.9	1:05.236	51.0	37.448	69.3	2:23.849	
2	35.290	84.7	50.270	71.6	26.277	115.9	1:51.837		9	44.614	64.3	1:05.605	50.1	36.243	115.1	2:26.462	
3	35.088	85.9	48.857	71.4	26.141	114.7	1:50.086		10	34.649	89.1	49.459	73.0	26.345	113.9	1:50.453	
4	35.191	87.8	49.954	68.6	26.546	115.5	1:51.691		11	35.241	83.4	48.771	73.9	26.652	112.6	1:50.664	
5	34.991	86.7	49.790	75.6	26.838	114.5	1:51.619		12	34.789	84.0	49.468	69.6	27.124	113.0	1:51.381	
6	35.298	84.1	50.715	73.9	In		3:18.395	P	13	35.430	84.7	49.882	73.4	26.773	113.3	1:52.085	
7	Out	82.1	52.315	58.3	31.770	103.0	2:02.771		14								

11	Robert Farrell (F)								Jaguar E-type								
lap	Sect-1	Speed	Sect-2	Speed	Sect-3	Speed	Laptime	Pit	lap	Sect-1	Speed	Sect-2	Speed	Sect-3	Speed	Laptime	Pit
1		78.0	52.238	72.7	26.855	115.5	2:05.322		12	36.091	88.1	50.156	73.8	26.686	115.1	1:52.933	
2	36.269	81.9	49.667	74.2	26.865	113.7	1:52.801		13	36.302	87.6	49.945	78.1	26.421	115.5	1:52.668	
3	36.625	87.0	51.208	73.8	26.496	115.1	1:54.329		14	36.507	86.9	49.559	76.9	26.370	114.1	1:52.436	
4	36.549	86.0	50.157	75.4	26.448	114.5	1:53.154		15	36.070	86.3	49.628	75.5	26.456	115.3	1:52.154	
5	36.290	85.6	50.112	72.0	26.920	113.9	1:53.322		16	35.431	87.1	50.025	79.8	27.175	114.3	1:52.631	
6	36.634	84.8	50.864	74.6	26.901	115.3	1:54.399		17	36.122	87.0	52.622	74.6	27.647	114.1	1:56.391	
7	36.573	84.9	51.118	69.0	29.930	97.4	1:57.621		18	36.620	81.0	52.685	75.8	28.359	110.0	1:57.664	
8	38.727	75.1	53.484	74.2	29.553	95.0	2:01.764		19	36.748	84.4	52.231	73.1	27.495	114.1	1:56.474	
9	39.577	75.6	57.203	69.9	In		3:22.640	P	20	36.197	83.9	51.644	75.3	27.654	113.7	1:55.495	
10	Out	73.7	51.179	76.8	26.431	116.3	1:57.663		21	36.742	86.9	51.422	75.4	27.759	113.5	1:55.923	
11	35.943	84.8	50.195	75.6	26.432	115.5	1:52.570		22								

14	Sam Thomas (E)								Jaguar E-type								
lap	Sect-1	Speed	Sect-2	Speed	Sect-3	Speed	Laptime	Pit	lap	Sect-1	Speed	Sect-2	Speed	Sect-3	Speed	Laptime	Pit
1		81.2	51.320	72.9	26.257	119.2	2:00.036		4	35.531	81.1	49.107	71.5	25.695	120.9	1:50.333	
2	35.342	84.3	49.953	78.1	25.704	119.4	1:50.999		5	35.073	79.9	49.165	74.9	26.067	120.4	1:50.305	
3	35.251	84.0	50.317	69.7	26.239	115.5	1:51.807		6								

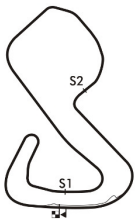

Session Start: 16:30:24 - Finish: 17:11:47
Weather/Track Conditions: Cloud / Dry
Circuit: Brands Hatch Grand Prix Circuit
Track Length: 3.916 Km - 2.4330 miles

MST

Legends of Brands Hatch Superprix - 1 - 2 Jul 2017

HSCC Jaguar Classic Challenge

Race 6 - Sector Analysis

15 Paul Castaldini (E) — Jaguar E-type

lap	Sect-1	Speed	Sect-2	Speed	Sect-3	Speed	Laptime	Pit
1		78.3	50.923	73.2	26.324	114.3	2:01.498	
2	35.693	80.3	50.611	74.1	26.348	117.3	1:52.652	
3	35.055	86.5	50.885	72.0	26.696	117.5	1:52.636	
4	35.407	85.0	50.317	68.1	26.277	115.7	1:52.001	
5	35.309	89.4	49.809	70.3	26.029	120.9	1:51.147	
6	35.009	86.9	7:24.035	54.5	In		10:17.324	P
7	Out	73.4	54.321	68.3	27.890	109.1	2:06.376	
8	35.521	82.1	50.004	74.1	26.350	116.5	1:51.875	
9	35.199	83.4	50.066	77.6	26.521	100.6	1:51.786	
10								

21 Dodd G-Dodd J (E) — Jaguar E-type

lap	Sect-1	Speed	Sect-2	Speed	Sect-3	Speed	Laptime	Pit
1		87.1	47.403	72.4	25.136	125.4	1:53.359	
2	34.468	91.5	47.353	74.3	24.855	125.8	1:46.676	
3	33.690	88.7	46.638	73.5	24.882	124.9	1:45.210	
4	33.547	92.4	46.812	74.3	24.969	124.7	1:45.328	
5	34.103	89.8	47.173	73.8	24.942	124.5	1:46.218	
6	33.658	86.9	46.607	72.9	25.016	125.8	1:45.281	
7	33.810	87.9	47.078	76.9	24.846	124.0	1:45.734	
8	35.891	58.1	1:06.998	59.7	In		3:34.102	P
9	Out	83.1	52.464	47.5	32.076	89.2	2:00.902	
10	38.855	74.9	56.119	66.5	25.658	121.5	2:00.632	
11	33.825	92.0	46.636	79.3	24.884	123.8	1:45.345	
12	33.555	94.3	46.604	83.2	25.126	125.1	1:45.285	
13	33.619	96.3	47.282	78.4	25.092	124.2	1:45.993	
14	33.877	93.8	46.597	71.8	25.022	124.7	1:45.496	
15	34.064	95.1	46.987	78.3	24.790	124.2	1:45.841	
16	33.621	93.0	46.385	78.6	24.845	123.8	1:44.851	
17	33.453	96.3	46.667	77.9	24.975	117.5	1:45.095	
18	34.139	87.8	47.571	76.4	25.250	119.6	1:46.960	
19	34.226	85.9	48.710	79.1	25.160	118.3	1:48.096	
20	34.745	83.9	47.977	77.0	25.357	120.2	1:48.079	
21	34.458	89.3	47.947	74.6	25.415	116.7	1:47.820	
22	34.897	90.9	49.336	69.7	26.644	113.3	1:50.877	

22 Costas Michael (F) — Jaguar E-type semi lightweight

lap	Sect-1	Speed	Sect-2	Speed	Sect-3	Speed	Laptime	Pit
1		79.5	51.070	72.5	25.908	118.5	2:00.250	
2	35.542	87.0	50.973	74.8	26.035	118.1	1:52.550	
3	35.339	86.0	50.832	70.5	26.333	116.1	1:52.504	
4	34.897	89.4	49.644	75.6	26.186	118.3	1:50.727	
5	34.661	89.3	49.521	66.5	26.385	116.9	1:50.567	
6	35.109	88.9	51.073	72.8	26.366	117.7	1:52.548	
7	35.292	85.3	51.046	69.9	32.702	78.7	1:59.040	
8	39.144	80.3	54.405	64.9	29.045	88.6	2:02.594	
9	36.961	86.0	53.844	70.6	In		3:19.787	P
10	Out	70.7	57.343	71.3	26.462	116.3	2:04.649	
11	35.165	87.6	49.635	71.3	26.205	117.1	1:51.005	
12	34.684	90.6	49.733	76.2	26.575	116.1	1:50.992	
13	35.573	87.2	51.256	73.3	26.443	117.7	1:53.272	
14	34.917	89.7	49.603	72.0	26.043	117.5	1:50.563	
15	34.928	87.9	50.762	71.8	26.486	115.7	1:52.176	
16	35.143	87.1	50.124	76.0	26.533	115.5	1:51.800	
17	35.075	91.0	50.270	73.6	26.494	116.3	1:51.839	
18	35.428	88.4	50.634	74.4	26.594	109.7	1:52.656	
19	35.896	83.0	50.066	77.3	26.792	114.7	1:52.754	
20	35.179	86.3	50.822	73.8	26.602	112.4	1:52.603	
21	36.492	85.3	50.975	71.7	26.672	113.7	1:54.139	
22	36.184	75.7	52.178	75.2	26.267	110.6	1:54.629	

23 Roger Cope (B) — Jaguar Mk1 Saloon

lap	Sect-1	Speed	Sect-2	Speed	Sect-3	Speed	Laptime	Pit
1		84.6	52.676	71.4	27.465	113.2	2:07.634	
2	37.172	84.0	53.080	75.9	27.915	111.5	1:58.167	
3	37.931	79.9	53.868	72.4	27.862	112.0	1:59.661	
4	37.243	84.1	54.055	66.0	28.241	110.0	1:59.539	
5	37.584	83.3	53.170	73.9	27.611	112.4	1:58.365	
6	36.911	83.4	53.388	68.4	28.052	112.6	1:58.351	
7	36.865	83.5	54.204	70.1	In		3:38.331	P
8	Out	76.4	1:09.731	48.4	31.952	96.5	2:22.219	
9	38.901	82.2	56.041	71.0	28.000	112.8	2:02.942	
10	36.810	86.9	53.404	71.8	28.230	112.4	1:58.444	
11	36.955	85.4	54.172	72.7	27.694	112.8	1:58.821	
12	37.032	85.7	53.328	72.2	28.172	112.2	1:58.532	
13	37.469	86.7	53.715	69.8	28.175	112.0	1:59.359	
14	36.988	87.2	53.108	72.4	27.925	112.2	1:58.021	
15	37.180	85.8	53.553	70.8	27.784	113.0	1:58.517	
16	37.169	83.6	53.682	72.0	28.139	112.2	1:58.990	
17	37.478	87.4	53.006	71.9	28.170	112.2	1:58.654	
18	37.636	82.2	53.335	74.8	28.333	112.4	1:59.304	
19	37.441	86.7	53.046	69.4	28.123	111.7	1:58.610	
20	37.670	86.4	53.966	67.4	27.765	112.2	1:59.401	

25 John Burton (D) — Jaguar E-type

lap	Sect-1	Speed	Sect-2	Speed	Sect-3	Speed	Laptime	Pit
1		79.0	52.510	71.6	27.392	113.5	2:06.756	
2	37.090	84.3	50.773	73.0	27.030	113.5	1:54.893	
3	36.657	84.5	51.251	73.3	27.009	114.5	1:54.917	
4	36.179	84.3	51.145	73.8	27.070	113.9	1:54.394	
5	36.781	82.3	51.379	74.4	27.084	114.9	1:55.244	
6	36.750	84.3	51.931	70.8	27.205	114.5	1:55.886	
7	36.089	82.3	52.621	69.0	In		3:21.667	P
8	Out	84.1	53.555	59.0	37.246	62.7	2:08.727	
9	44.158	57.8	1:05.684	43.8	36.528	115.3	2:26.370	
10	36.036	84.2	52.365	70.0	27.363	115.5	1:55.764	
11	36.031	83.4	50.965	72.0	27.382	113.7	1:54.378	
12	36.071	84.1	51.423	71.5	27.235	114.3	1:54.729	
13	35.874	85.3	51.503	68.4	27.635	114.7	1:55.012	
14	36.002	83.5	50.909	73.4	27.293	114.7	1:54.204	
15	35.825	85.7	50.851	70.3	28.638	113.0	1:55.314	
16	36.205	82.2	50.502	74.7	26.890	116.1	1:53.597	
17	36.016	84.7	50.823	73.8	26.847	115.5	1:53.686	
18	35.744	83.0	50.738	75.9	27.105	116.5	1:53.587	
19	37.087	85.6	50.958	76.5	27.023	115.1	1:55.068	
20	36.035	84.4	50.881	76.2	27.352	114.3	1:54.268	
21	36.288	85.6	51.438	74.3	27.576	103.0	1:55.302	
22								

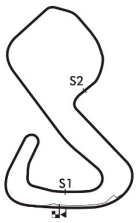

Session Start: 16:30:24 - Finish: 17:11:47
Weather/Track Conditions: Cloud / Dry
Circuit: Brands Hatch Grand Prix Circuit
Track Length: 3.916 Km - 2.4330 miles

Legends of Brands Hatch Superprix - 1 - 2 Jul 2017

HSCC Jaguar Classic Challenge

Race 6 - Sector Analysis

32	Skipworth-Dean (D)								Jaguar E-type								
lap	Sect-1	Speed	Sect-2	Speed	Sect-3	Speed	Laptime	Pit	lap	Sect-1	Speed	Sect-2	Speed	Sect-3	Speed	Laptime	Pit
1		72.9	53.594	68.1	27.321	112.8	2:08.332		12	36.306	84.1	50.890	72.1	27.260	113.7	1:54.456	
2	36.923	78.8	53.132	71.2	27.387	114.9	1:57.442		13	36.400	82.4	50.367	73.5	26.793	117.7	1:53.560	
3	37.087	80.7	51.845	66.7	27.409	114.5	1:56.341		14	36.067	81.9	50.203	75.5	26.786	116.5	1:53.056	
4	37.396	78.4	52.497	69.1	27.286	111.7	1:57.179		15	36.122	86.9	51.289	69.9	27.084	116.7	1:54.495	
5	37.166	79.9	52.523	71.7	27.431	110.6	1:57.120		16	36.545	82.5	50.367	71.2	27.063	117.3	1:53.975	
6	37.375	76.4	53.661	69.0	28.211	110.9	1:59.247		17	35.878	83.9	50.799	70.8	27.642	117.1	1:54.319	
7	37.347	73.6	55.638	64.4	In		3:42.277	P	18	35.615	82.6	50.487	75.7	27.039	116.5	1:53.141	
8	Out	73.0	1:10.158	53.2	31.737	98.4	2:23.490		19	35.880	81.4	51.823	73.9	27.320	117.5	1:55.023	
9	38.731	77.8	55.766	67.6	27.357	117.3	2:01.854		20	35.493	84.3	50.835	74.6	27.066	116.3	1:53.394	
10	36.929	81.4	50.797	75.1	27.611	116.1	1:55.337		21	35.834	84.6	50.234	77.3	27.811	106.2	1:53.879	
11	36.297	83.3	52.171	70.3	27.667	115.1	1:56.135		22								

39	Mark Russell (F)								Jaguar E-type								
lap	Sect-1	Speed	Sect-2	Speed	Sect-3	Speed	Laptime	Pit	lap	Sect-1	Speed	Sect-2	Speed	Sect-3	Speed	Laptime	Pit
1		81.2	50.997	74.1	26.043	118.5	2:00.829		12	35.398	84.3	50.542	70.5	26.474	115.7	1:52.414	
2	35.663	87.7	50.833	78.0	26.016	118.3	1:52.512		13	35.415	83.5	50.390	71.0	26.469	115.7	1:52.274	
3	35.063	89.7	50.765	71.4	26.548	118.1	1:52.376		14	35.443	84.7	50.447	71.3	26.444	115.9	1:52.334	
4	35.461	87.7	50.382	71.4	26.161	116.7	1:52.004		15	35.481	84.1	50.209	72.7	26.451	115.5	1:52.141	
5	34.998	86.9	50.575	73.2	26.472	115.9	1:52.045		16	35.686	84.6	51.009	76.4	26.043	118.3	1:52.738	
6	35.708	88.5	50.771	73.2	26.416	116.3	1:52.895		17	35.130	86.0	49.279	78.1	26.223	117.1	1:50.632	
7	35.473	85.3	50.837	73.9	29.593	80.2	1:55.903		18	34.997	87.2	49.226	77.6	26.226	116.1	1:50.449	
8	39.190	77.2	54.434	65.6	In		3:34.038	P	19	36.073	89.2	50.144	78.4	25.921	118.7	1:52.138	
9	Out	84.8	52.317	54.4	30.072	97.0	2:03.159		20	35.121	89.7	49.434	77.5	26.284	118.3	1:50.839	
10	38.518	73.4	50.896	75.6	26.158	116.9	1:55.572		21	35.860	86.5	50.541	72.2	27.070	117.3	1:53.471	
11	35.780	84.3	50.192	73.4	26.462	116.1	1:52.434		22								

52	Robert Oldershaw (E)								Jaguar E-type								
lap	Sect-1	Speed	Sect-2	Speed	Sect-3	Speed	Laptime	Pit	lap	Sect-1	Speed	Sect-2	Speed	Sect-3	Speed	Laptime	Pit
1		87.0	48.024	76.3	25.595	120.7	1:53.138		9	Out	84.5	51.302	68.3	28.937	91.2	1:56.824	
2	34.227	92.0	48.426	75.6	25.205	120.9	1:47.858		10	38.821	75.1	56.014	62.4	26.868	119.6	2:01.703	
3	33.815	90.5	47.362	77.2	25.334	120.2	1:46.511		11	34.304	87.8	47.292	77.3	25.313	121.3	1:46.909	
4	33.142	89.2	46.890	78.4	25.175	121.3	1:45.207		12	34.203	91.6	47.621	79.1	25.437	122.0	1:47.261	
5	33.578	92.1	46.947	79.6	25.188	120.9	1:45.713		13	33.858	91.7	48.904	80.7	25.425	113.3	1:48.187	
6	33.585	91.7	47.136	79.3	25.335	121.3	1:46.056		14	34.405	92.6	49.056	77.2	26.642	100.8	1:50.103	
7	34.130	87.3	47.363	80.2	25.481	121.8	1:46.974		15	34.884	88.2	52.144	69.2	In		2:18.483	P
8	35.554	61.2	1:05.148	59.2	In		3:35.403	P	16								

55	Melling-Minshaw (D)								Jaguar E-type								
lap	Sect-1	Speed	Sect-2	Speed	Sect-3	Speed	Laptime	Pit	lap	Sect-1	Speed	Sect-2	Speed	Sect-3	Speed	Laptime	Pit
1		73.6	52.625	71.6	28.345	107.6	2:06.352		8	36.294	85.0	52.352	67.4	29.616	111.3	1:58.262	
2	38.197	77.5	52.436	70.6	27.898	108.9	1:58.531		9	36.820	68.8	1:04.337	49.1	36.530	115.9	2:17.687	
3	37.031	79.0	52.253	70.9	27.568	110.4	1:56.852		10	35.490	87.8	49.689	74.1	26.848	117.7	1:52.027	
4	37.454	79.9	52.027	75.6	27.590	112.4	1:57.071		11	34.936	89.7	48.918	76.8	26.081	117.7	1:49.935	
5	37.289	77.7	52.190	75.8	27.755	108.8	1:57.234		12	34.812	85.4	49.869	77.0	26.076	117.7	1:50.757	
6	37.200	74.4	53.625	70.5	In		3:26.029	P	13	35.010	88.6	49.780	77.8	26.112	117.9	1:50.902	
7	Out	85.9	52.990	73.4	28.367	111.3	2:01.409		14	34.769	85.9	49.912	75.2	26.580	116.5	1:51.261	

66	Chris Milner (D)								Jaguar E-type								
lap	Sect-1	Speed	Sect-2	Speed	Sect-3	Speed	Laptime	Pit	lap	Sect-1	Speed	Sect-2	Speed	Sect-3	Speed	Laptime	Pit
1		77.5	52.529	70.6	27.292	115.1	2:06.330		12	35.064	86.8	49.317	69.6	25.946	121.3	1:50.327	
2	35.809	83.7	49.992	68.9	26.519	117.3	1:52.320		13	35.113	89.3	50.420	71.7	26.042	120.0	1:51.575	
3	36.399	88.5	49.524	70.5	26.364	119.6	1:52.287		14	35.516	88.0	50.505	74.6	26.087	120.0	1:52.108	
4	35.910	87.3	50.274	70.8	26.438	119.0	1:52.622		15	34.965	89.1	49.928	70.7	26.408	119.0	1:51.301	
5	35.544	87.0	49.405	72.6	26.048	120.4	1:50.997		16	35.700	85.0	49.539	69.9	26.260	119.4	1:51.499	
6	35.341	87.9	50.308	72.3	26.201	119.8	1:51.850		17	36.050	81.7	51.266	68.9	26.599	119.4	1:53.915	
7	35.688	87.8	49.825	70.4	In		3:30.381	P	18	35.640	85.9	50.807	71.3	26.529	120.2	1:52.976	
8	Out	78.0	55.970	58.0	36.994	67.3	2:14.981		19	35.495	84.7	49.672	72.6	26.348	120.2	1:51.515	
9	44.409	58.7	1:05.486	43.9	36.526	117.5	2:26.421		20	35.466	85.4	50.421	70.9	26.848	114.9	1:52.735	
10	35.670	84.4	50.212	77.4	26.823	120.4	1:52.705		21	35.961	83.6	50.861	68.3	27.627	108.8	1:54.449	
11	36.367	89.5	49.465	71.1	25.927	121.3	1:51.759		22								

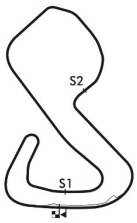

Session Start: 16:30:24 - Finish: 17:11:47
Weather/Track Conditions: Cloud / Dry
Circuit: Brands Hatch Grand Prix Circuit
Track Length: 3.916 Km - 2.4330 miles

MST

Legends of Brands Hatch Superprix - 1 - 2 Jul 2017

HSCC Jaguar Classic Challenge

Race 6 - Sector Analysis

68	Marc Gordon (A)								Jaguar XK150								
lap	Sect-1	Speed	Sect-2	Speed	Sect-3	Speed	Laptime	Pit	lap	Sect-1	Speed	Sect-2	Speed	Sect-3	Speed	Laptime	Pit
1		72.2	53.968	68.7	28.231	109.5	2:10.368		11	36.984	82.6	52.669	70.7	28.281	109.1	1:57.934	
2	36.953	81.1	52.451	72.1	28.237	108.9	1:57.641		12	37.355	80.1	52.624	73.4	28.426	107.6	1:58.405	
3	37.183	81.8	53.413	70.6	28.346	108.6	1:58.942		13	37.164	82.5	53.358	69.7	28.288	108.6	1:58.810	
4	36.881	82.3	53.358	66.3	28.468	109.1	1:58.707		14	36.976	83.9	52.334	72.7	28.031	108.1	1:57.341	
5	37.416	81.2	53.226	71.0	27.874	109.3	1:58.516		15	36.904	82.4	52.612	71.6	28.352	108.1	1:57.868	
6	37.113	74.0	53.337	67.4	28.569	108.1	1:59.019		16	37.357	75.1	52.715	71.8	28.180	107.7	1:58.252	
7	36.790	80.9	54.060	68.1	In		3:26.754	P	17	37.915	76.5	54.196	71.6	28.046	109.1	2:00.157	
8	Out	75.5	56.510	65.9	30.467	93.1	2:07.910		18	37.391	81.6	52.383	71.6	27.976	109.1	1:57.750	
9	39.167	69.3	56.125	67.4	28.894	108.4	2:04.186		19	37.348	83.7	52.824	76.0	28.380	108.2	1:58.552	
10	36.884	79.4	52.473	71.0	28.030	108.6	1:57.387		20	37.917	82.3	53.015	72.1	29.402	106.5	2:00.334	

72	Jamie Boot (E)								Jaguar E-type								
lap	Sect-1	Speed	Sect-2	Speed	Sect-3	Speed	Laptime	Pit	lap	Sect-1	Speed	Sect-2	Speed	Sect-3	Speed	Laptime	Pit
1		80.2	49.897	71.9	26.212	113.3	1:58.905		12	34.898	89.3	48.583	75.3	25.798	119.4	1:49.279	
2	35.311	84.3	49.415	72.7	26.174	120.0	1:50.900		13	34.689	85.1	49.132	74.9	26.278	115.9	1:50.099	
3	34.986	88.0	48.606	77.1	25.867	120.2	1:49.459		14	35.498	86.0	48.981	76.8	26.109	117.7	1:50.588	
4	34.874	88.4	49.241	75.3	26.082	120.9	1:50.197		15	35.163	88.1	48.616	74.1	26.034	120.2	1:49.813	
5	35.015	90.4	48.838	76.2	25.954	123.8	1:49.807		16	35.048	86.9	48.777	75.4	26.157	122.4	1:49.982	
6	34.884	88.2	49.091	73.9	26.126	118.5	1:50.101		17	34.914	87.8	48.741	75.1	26.134	120.0	1:49.789	
7	34.942	84.8	49.245	73.7	In		3:20.167	P	18	34.855	87.4	48.971	75.2	26.250	119.2	1:50.076	
8	Out	81.9	50.846	74.0	26.797	112.8	1:55.046		19	34.682	88.8	49.445	75.2	26.201	120.7	1:50.328	
9	35.774	86.3	50.068	70.8	26.669	112.4	1:52.511		20	34.800	85.8	49.284	71.6	25.994	120.4	1:50.078	
10	35.988	88.4	50.349	75.6	25.837	121.8	1:52.174		21	34.725	87.2	48.979	77.1	26.196	119.4	1:49.900	
11	34.513	87.7	48.696	74.9	25.941	121.5	1:49.150		22	34.940	89.5	48.723	76.1	26.344	114.3	1:50.007	

82	Bob Binfield (D)								Jaguar E-type								
lap	Sect-1	Speed	Sect-2	Speed	Sect-3	Speed	Laptime	Pit	lap	Sect-1	Speed	Sect-2	Speed	Sect-3	Speed	Laptime	Pit
1		74.8	54.249	67.8	28.151	110.4	2:09.645		12	36.948	79.9	52.313	69.0	27.669	112.6	1:56.930	
2	37.132	81.7	52.350	71.3	28.522	110.9	1:58.004		13	36.383	83.6	52.132	74.0	27.842	110.2	1:56.357	
3	37.088	82.3	53.378	71.1	28.222	112.2	1:58.688		14	36.547	80.5	51.747	71.6	27.440	113.5	1:55.734	
4	36.974	82.1	53.065	72.2	27.921	112.0	1:57.960		15	36.237	82.9	51.573	69.0	27.848	112.0	1:55.658	
5	36.856	79.9	53.012	67.6	27.850	110.9	1:57.718		16	37.063	81.8	51.404	71.0	27.934	112.0	1:56.401	
6	37.505	80.3	52.513	75.6	28.412	110.0	1:58.430		17	36.624	83.9	52.436	70.3	27.799	111.8	1:56.859	
7	36.900	80.8	53.335	67.2	In		3:30.435	P	18	36.642	79.8	52.404	71.5	27.907	109.3	1:56.953	
8	Out	74.2	57.158	67.4	29.662	94.7	2:07.500		19	37.076	83.6	51.766	75.8	28.087	113.7	1:56.929	
9	39.295	72.4	55.969	65.0	29.343	112.6	2:04.607		20	36.025	84.2	51.062	75.0	27.248	110.4	1:54.335	
10	36.699	80.8	52.414	71.3	27.974	111.7	1:57.087		21	36.253	79.9	51.589	72.2	27.985	110.9	1:55.827	
11	36.373	88.1	51.556	70.1	27.482	112.6	1:55.411		22								

123	Love A-Love G (A)								Jaguar XK150								
lap	Sect-1	Speed	Sect-2	Speed	Sect-3	Speed	Laptime	Pit	lap	Sect-1	Speed	Sect-2	Speed	Sect-3	Speed	Laptime	Pit
1		77.8	55.042	70.5	28.042	107.7	2:11.989		11	37.333	80.7	53.007	68.2	27.795	106.2	1:58.135	
2	38.469	79.2	54.173	68.3	28.287	107.0	2:00.929		12	38.078	82.4	53.568	71.4	In		3:21.578	P
3	37.950	81.3	54.390	68.8	28.534	106.0	2:00.874		13	Out	75.9	57.365	69.9	29.238	104.2	2:08.143	
4	37.853	80.6	54.364	67.4	28.670	105.4	2:00.887		14	38.687	83.2	56.908	69.6	29.556	103.9	2:05.151	
5	37.809	81.0	54.122	68.3	28.749	103.3	2:00.680		15	39.112	80.3	57.002	67.2	29.348	104.9	2:05.462	
6	38.741	76.3	55.307	67.7	28.542	102.5	2:02.590		16	39.042	79.3	56.181	69.3	29.639	103.6	2:04.862	
7	38.376	70.2	1:06.684	54.2	35.155	79.9	2:20.215		17	39.522	79.9	56.144	70.6	29.187	104.4	2:04.853	
8	45.236	65.0	1:05.315	56.5	37.784	72.2	2:28.335		18	39.198	81.3	56.805	73.3	29.014	104.7	2:05.017	
9	44.356	63.5	1:05.393	56.9	36.043	70.6	2:25.792		19	39.486	81.3	55.753	72.4	28.967	100.5	2:04.206	
10	40.021	81.3	54.529	73.2	28.922	106.0	2:03.472		20								

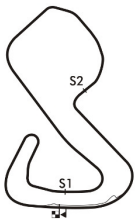

Session Start: 16:30:24 - Finish: 17:11:47
Weather/Track Conditions: Cloud / Dry
Circuit: Brands Hatch Grand Prix Circuit
Track Length: 3.916 Km - 2.4330 miles

MST

Legends of Brands Hatch Superprix - 1 - 2 Jul 2017

HSCC Jaguar Classic Challenge

Race 6 - Sector Analysis

130 Woodbridge-Rowley (A) — Jaguar XK120

lap	Sect-1	Speed	Sect-2	Speed	Sect-3	Speed	Laptime	Pit
1		64.5	1:01.803	56.2	32.277	91.0	2:26.269	
2	42.200	60.5	1:02.767	54.4	32.788	87.1	2:17.755	
3	42.660	65.3	1:04.829	54.9	32.914	89.7	2:20.403	
4	45.633	63.2	1:09.062	47.5	38.161	73.7	2:32.856	
5	47.016	62.7	1:08.438	47.5	35.993	79.4	2:31.447	
6	44.357	58.1	1:09.099	52.9	34.717	77.0	2:28.173	
7	44.094	63.9	1:06.891	54.2	In		3:58.462	P
8	Out	67.9	59.469	60.2	31.398	95.6	2:14.919	
9	40.520	71.0	56.901	68.9	30.513	96.0	2:07.934	
10	39.496	69.3	56.258	69.9	29.860	98.0	2:05.614	
11	39.012	72.8	57.227	64.1	29.720	99.5	2:05.959	
12	38.805	75.0	58.268	65.0	29.961	97.3	2:07.034	
13	38.879	74.5	55.468	70.1	29.863	99.9	2:04.210	
14	38.827	73.7	55.972	67.4	30.452	97.7	2:05.251	
15	39.306	74.0	57.324	66.2	33.171	84.7	2:09.801	
16	40.236	67.7	58.943	65.6	31.303	91.0	2:10.482	
17	40.141	67.9	1:00.286	62.5	32.279	90.7	2:12.706	
18	40.456	68.6	59.008	62.5	31.491	90.3	2:10.955	

133 Paul Kennelly (A) — Jaguar XK150S

lap	Sect-1	Speed	Sect-2	Speed	Sect-3	Speed	Laptime	Pit
1		78.9	54.400	73.9	28.181	108.2	2:11.433	
2	37.615	83.0	53.891	69.8	28.340	108.4	1:59.846	
3	37.120	86.2	53.761	69.5	28.278	109.1	1:59.159	
4	37.332	84.4	54.004	69.1	28.250	109.8	1:59.586	
5	37.242	84.9	53.457	69.9	28.226	109.3	1:58.925	
6	37.399	81.6	53.780	69.5	28.370	107.4	1:59.549	
7	37.290	80.9	53.907	70.2	In		3:27.786	P
8	Out	79.8	54.864	71.3	29.367	105.4	2:03.773	
9	38.449	76.3	56.182	67.6	29.504	108.9	2:04.135	
10	36.728	83.1	52.360	74.2	27.778	110.6	1:56.866	
11	36.659	85.0	52.613	72.3	27.719	110.7	1:56.991	
12	37.118	81.9	52.892	73.4	28.017	108.6	1:58.027	
13	37.285	83.2	53.903	71.3	28.101	109.7	1:59.289	
14	36.846	83.0	52.479	73.5	27.837	109.3	1:57.162	
15	37.148	84.2	53.157	74.4	28.537	109.3	1:58.842	
16	36.873	80.8	52.500	76.1	28.698	109.1	1:58.071	
17	36.821	80.9	53.267	73.4	27.894	109.1	1:57.982	
18	36.987	86.5	52.615	73.8	27.878	110.0	1:57.480	
19	37.012	85.3	53.063	69.3	28.111	109.1	1:58.186	
20	37.487	76.4	53.682	71.5	28.058	108.9	1:59.227	
21	38.093	75.1	53.615	70.3	28.468	99.6	2:00.176	
22								

145 Short-Riley (E) — Jaguar E-type

lap	Sect-1	Speed	Sect-2	Speed	Sect-3	Speed	Laptime	Pit
1		90.1	47.794	73.7	25.264	123.8	1:53.185	
2	34.316	92.4	48.683	74.2	25.198	124.5	1:48.197	
3	34.310	92.7	46.993	78.6	25.090	124.5	1:46.393	
4	33.264	91.1	46.934	79.8	25.030	125.6	1:45.228	
5	33.687	93.1	47.270	77.0	25.020	124.7	1:45.977	
6	33.304	91.0	47.149	79.2	25.026	126.3	1:45.479	
7	33.485	94.2	47.163	84.5	25.339	124.9	1:45.987	
8	35.501	59.4	1:05.324	58.4	31.678	102.8	2:12.503	
9	42.609	54.7	1:04.852	58.1	37.336	80.0	2:24.797	
10	44.888	60.9	1:05.478	60.7	35.516	125.4	2:25.882	
11	33.305	94.4	47.372	79.2	In		3:08.652	P
12	Out	82.9	50.100	74.8	26.352	120.7	1:55.126	
13	36.192	84.1	50.166	77.8	26.368	118.3	1:52.726	
14	35.607	85.4	49.755	76.7	26.368	119.2	1:51.730	
15	35.839	82.8	49.864	72.8	25.921	123.1	1:51.624	
16	35.693	84.3	50.171	76.6	26.014	119.6	1:51.878	
17	35.104	87.4	48.958	75.8	26.062	120.2	1:50.124	
18	35.169	89.5	49.518	80.6	26.597	117.5	1:51.284	
19	35.723	92.4	49.972	74.1	26.031	122.2	1:51.726	
20	34.961	86.9	49.646	77.6	26.286	117.7	1:50.893	
21	35.305	86.9	51.267	74.2	27.579	106.7	1:54.151	
22								

150 Keith-Lucas Cl-Keith-Lucas Ch (A) — Jaguar XK150

lap	Sect-1	Speed	Sect-2	Speed	Sect-3	Speed	Laptime	Pit
1		73.4	58.709	63.3	29.812	104.2	2:18.974	
2	38.926	72.6	57.274	61.8	29.746	104.9	2:05.946	
3	39.302	75.6	57.150	62.1	29.446	104.2	2:05.898	
4	38.813	77.0	56.798	62.1	29.754	104.5	2:05.365	
5	39.047	76.2	56.806	61.7	29.687	104.4	2:05.540	
6	40.015	73.7	57.483	63.9	29.566	96.2	2:07.064	
7	41.589	73.3	59.825	59.6	In		3:52.800	P
8	Out	72.9	1:00.177	56.1	30.037	102.6	2:13.687	
9	38.367	77.9	56.153	64.2	29.488	104.2	2:04.008	
10	38.267	79.0	55.967	65.6	29.128	104.2	2:03.362	
11	38.120	76.2	55.935	65.6	29.163	104.5	2:03.218	
12	38.698	78.8	56.217	61.2	29.388	103.9	2:04.303	
13	38.646	73.5	55.404	68.8	29.054	104.1	2:03.104	
14	37.663	80.8	55.532	66.9	29.164	104.5	2:02.359	
15	37.693	80.9	54.455	69.6	28.971	104.2	2:01.119	
16	38.072	75.3	55.107	68.3	29.753	104.7	2:02.932	
17	38.392	79.2	55.061	66.8	29.008	103.7	2:02.461	
18	37.926	79.4	54.512	69.9	28.743	103.7	2:01.181	
19	38.177	78.3	56.165	70.3	28.644	103.0	2:02.986	
20								

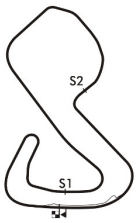

Session Start: 16:30:24 - Finish: 17:11:47
Weather/Track Conditions: Cloud / Dry
Circuit: Brands Hatch Grand Prix Circuit
Track Length: 3.916 Km - 2.4330 miles

Legends of Brands Hatch Superprix - 1 - 2 Jul 2017

HSCC Jaguar Classic Challenge

Race 6 - Best Sector Times

	SECTOR 1			SECTOR 2			SECTOR 3		
	NO	TIME	LAP	NO	TIME	LAP	NO	TIME	LAP
1	52	33.142	4	21	46.385	16	21	24.790	15
2	145	33.264	4	52	46.890	4	145	25.020	5
3	21	33.453	17	145	46.934	4	52	25.175	4
4	72	34.513	11	72	48.583	12	14	25.695	4
5	10	34.649	10	10	48.771	11	72	25.798	12
6	22	34.661	5	55	48.918	11	22	25.908	1
7	14	34.664	6	14	49.054	6	39	25.921	19
8	4	34.737	20	39	49.226	18	66	25.927	11
9	55	34.769	14	66	49.317	12	15	26.029	5
10	9	34.864	10	4	49.418	20	55	26.076	12
11	66	34.965	15	22	49.521	5	10	26.141	3
12	39	34.997	18	11	49.559	14	4	26.182	2
13	15	35.009	6	15	49.809	5	9	26.194	11
14	11	35.431	16	9	50.040	11	11	26.370	14
15	32	35.493	20	32	50.203	14	32	26.786	14
16	25	35.744	18	25	50.502	16	25	26.847	17
17	82	36.025	20	82	51.062	20	82	27.248	20
18	133	36.659	11	68	52.334	14	23	27.465	1
19	68	36.790	7	133	52.360	10	133	27.719	11
20	23	36.810	10	23	52.676	1	123	27.795	11
21	123	37.333	11	123	53.007	11	68	27.874	5
22	150	37.663	14	150	54.455	15	150	28.644	19
23	130	38.805	12	130	55.468	13	130	29.720	11

IDEAL / BEST LAP COMPARISON

NO	NAME	BEST	IN	IDEAL	DIFF
21	Dodd G-Dodd J	1:44.851	16	1:44.628	+0.223
52	Robert Oldershaw	1:45.207	4	1:45.207	+0.000
145	Short-Riley	1:45.228	4	1:45.218	+0.010
72	Jamie Boot	1:49.150	11	1:48.894	+0.256
55	Melling-Minshaw	1:49.935	11	1:49.763	+0.172
10	Simon Butler	1:50.086	3	1:49.561	+0.525
14	Sam Thomas	1:50.305	5	1:49.413	+0.892
66	Chris Milner	1:50.327	12	1:50.209	+0.118
39	Mark Russell	1:50.449	18	1:50.144	+0.305
4	Tim Mogridge	1:50.532	20	1:50.337	+0.195
22	Costas Michael	1:50.563	14	1:50.090	+0.473
15	Paul Castaldini	1:51.147	5	1:50.847	+0.300
9	Eastick-Jones	1:52.028	11	1:51.098	+0.930
11	Robert Farrell	1:52.154	15	1:51.360	+0.794
32	Skipworth-Dean	1:53.056	14	1:52.482	+0.574
25	John Burton	1:53.587	18	1:53.093	+0.494
82	Bob Binfield	1:54.335	20	1:54.335	+0.000
133	Paul Kennelly	1:56.866	10	1:56.738	+0.128
68	Marc Gordon	1:57.341	14	1:56.998	+0.343
23	Roger Cope	1:58.021	14	1:56.951	+1.070
123	Love A-Love G	1:58.135	11	1:58.135	+0.000
150	Keith-Lucas Cl-Keith	2:01.119	15	2:00.762	+0.357
130	Woodbridge-Rowley	2:04.210	13	2:03.993	+0.217

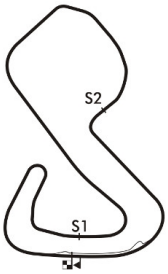

Session Start: 16:30:24 - Finish: 17:11:47
Weather/Track Conditions: Cloud / Dry
Circuit: Brands Hatch Grand Prix Circuit
Track Length: 3.916 Km - 2.4330 miles

Legends of Brands Hatch Superprix - 1 - 2 Jul 2017

HSCC Jaguar Classic Challenge

Race 6 - Best Sector Speeds

	NO	SECTOR 1	MPH	NO	SECTOR 2	MPH	NO	SECTOR 3	MPH
1	21	Dodd G-Dodd J	96.3	145	Short-Riley	84.5	145	Short-Riley	126.3
2	145	Short-Riley	94.4	21	Dodd G-Dodd J	83.2	21	Dodd G-Dodd J	125.8
3	52	Robert Oldershaw	92.6	52	Robert Oldershaw	80.7	72	Jamie Boot	123.8
4	22	Costas Michael	91.0	11	Robert Farrell	79.8	52	Robert Oldershaw	122.0
5	72	Jamie Boot	90.4	9	Eastick-Jones	79.1	66	Chris Milner	121.3
6	4	Tim Mogridge	89.8	4	Tim Mogridge	78.4	14	Sam Thomas	120.9
7	39	Mark Russell	89.7	39	Mark Russell	78.4	15	Paul Castaldini	120.9
8	55	Melling-Minshaw	89.7	14	Sam Thomas	78.1	9	Eastick-Jones	119.4
9	66	Chris Milner	89.5	55	Melling-Minshaw	77.8	39	Mark Russell	118.7
10	15	Paul Castaldini	89.4	15	Paul Castaldini	77.6	22	Costas Michael	118.5
11	10	Simon Butler	89.1	66	Chris Milner	77.4	55	Melling-Minshaw	117.9
12	11	Robert Farrell	88.1	22	Costas Michael	77.3	32	Skipw orth-Dean	117.7
13	82	Bob Binfield	88.1	32	Skipw orth-Dean	77.3	4	Tim Mogridge	116.9
14	9	Eastick-Jones	88.0	72	Jamie Boot	77.1	25	John Burton	116.5
15	23	Roger Cope	87.4	25	John Burton	76.5	11	Robert Farrell	116.3
16	32	Skipw orth-Dean	86.9	133	Paul Kennelly	76.1	10	Simon Butler	115.9
17	133	Paul Kennelly	86.5	68	Marc Gordon	76.0	82	Bob Binfield	113.7
18	25	John Burton	85.7	23	Roger Cope	75.9	23	Roger Cope	113.2
19	14	Sam Thomas	84.3	82	Bob Binfield	75.8	133	Paul Kennelly	110.7
20	68	Marc Gordon	83.9	10	Simon Butler	75.6	68	Marc Gordon	109.5
21	123	Love A-Love G	83.2	123	Love A-Love G	73.3	123	Love A-Love G	107.7
22	150	Keith-Lucas Cl-Keith-Lucas Cl	80.9	150	Keith-Lucas Cl-Keith-Lucas Cl	70.3	150	Keith-Lucas Cl-Keith-Lucas Cl	104.9
23	130	Woodbridge-Rowley	75.0	130	Woodbridge-Rowley	70.1	130	Woodbridge-Rowley	99.9

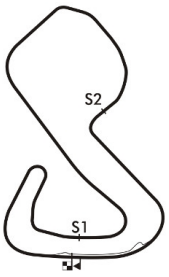

Session Start: 16:30:24 - Finish: 17:11:47
Weather/Track Conditions: Cloud / Dry
Circuit: Brands Hatch Grand Prix Circuit
Track Length: 3.916 Km - 2.4330 miles

Legends of Brands Hatch Superprix - 1 - 2 Jul 2017

HSCC Jaguar Classic Challenge

Race 6 - Lap Chart

Lap 1			Lap 2			Lap 3			Lap 4			Lap 5			Lap 6		
NO	Behind	Laptime	NO	Behind	Laptime	NO	Behind	Laptime	NO	Behind	Laptime	NO	Behind	Laptime	NO	Behind	Laptime
52		1:53.138	21		1:46.676	21		1:45.210	21		1:45.328	21		1:46.218	21		1:45.281
145	0.047	1:53.185	52	0.961	1:47.858	52	2.262	1:46.511	52	2.141	1:45.207	52	1.636	1:45.713	145	2.387	1:45.479
21	0.221	1:53.359	145	1.347	1:48.197	145	2.530	1:46.393	145	2.430	1:45.228	145	2.189	1:45.977	52	2.411	1:46.056
10	5.456	1:58.594	72	9.770	1:50.900	72	14.019	1:49.459	72	18.888	1:50.197	72	22.477	1:49.807	72	27.297	1:50.101
72	5.767	1:58.905	10	10.396	1:51.837	10	15.272	1:50.086	10	21.635	1:51.691	14	26.689	1:50.305	22	37.074	1:52.548
4	6.505	1:59.643	14	11.000	1:50.999	14	17.597	1:51.807	14	22.602	1:50.333	10	27.036	1:51.619	39	40.589	1:52.895
14	6.898	2:00.036	4	12.480	1:52.872	22	20.059	1:52.504	22	25.458	1:50.727	22	29.807	1:50.567	4	41.263	1:52.540
22	7.112	2:00.250	22	12.765	1:52.550	39	20.472	1:52.376	39	27.148	1:52.004	39	32.975	1:52.045	66	44.334	1:51.850
39	7.691	2:00.829	39	13.306	1:52.512	4	21.035	1:53.765	4	27.687	1:51.980	15	33.143	1:51.147	9	50.467	1:55.083
15	8.360	2:01.498	15	14.115	1:52.652	15	21.541	1:52.636	15	28.214	1:52.001	4	34.004	1:52.535	11	51.255	1:54.399
9	10.645	2:03.783	9	17.221	1:53.473	9	25.120	1:53.109	9	32.708	1:52.916	66	37.765	1:50.997	25	1:00.018	1:55.886
11	12.184	2:05.322	11	18.088	1:52.801	66	25.692	1:52.287	66	32.986	1:52.622	130	1 LAP	2:32.856	32	1:13.589	1:59.247
66	13.192	2:06.330	66	18.615	1:52.320	11	27.207	1:54.329	11	35.033	1:53.154	9	40.665	1:54.175	82	1:18.373	1:58.430
55	13.214	2:06.352	25	21.614	1:54.893	25	31.321	1:54.917	25	40.387	1:54.394	11	42.137	1:53.322	23	1:19.645	1:58.351
25	13.618	2:06.756	55	24.848	1:58.531	55	36.490	1:56.852	55	48.233	1:57.071	25	49.413	1:55.244	68	1:21.121	1:59.019
23	14.496	2:07.634	32	25.739	1:57.442	32	36.870	1:56.341	32	48.721	1:57.179	55	59.249	1:57.234	133	1:26.426	1:59.549
32	15.194	2:08.332	23	25.766	1:58.167	23	40.217	1:59.661	82	53.724	1:57.960	32	59.623	1:57.120	130	1 LAP	2:31.447
82	16.507	2:09.645	82	27.614	1:58.004	82	41.092	1:58.688	23	54.428	1:59.539	82	1:05.224	1:57.718	123	1:35.877	2:02.590
68	17.230	2:10.368	68	27.974	1:57.641	68	41.706	1:58.942	68	55.085	1:58.707	23	1:06.575	1:58.365			
133	18.295	2:11.433	133	31.244	1:59.846	133	45.193	1:59.159	133	59.451	1:59.586	68	1:07.383	1:58.516			
123	18.851	2:11.989	123	32.883	2:00.929	123	48.547	2:00.874	123	1:04.106	2:00.887	133	1:12.158	1:58.925			
150	25.836	2:18.974	150	44.885	2:05.946	150	1:05.573	2:05.898	150	1:25.610	2:05.365	123	1:18.568	2:00.680			
130	33.131	2:26.269	130	1:03.989	2:17.755	130	1:39.182	2:20.403				150	1:44.932	2:05.540			

Session Start: 16:30:24 - Finish: 17:11:47
Weather/Track Conditions: Cloud / Dry
Circuit: Brands Hatch Grand Prix Circuit
Track Length: 3.916 Km - 2.4330 miles

Legends of Brands Hatch Superprix - 1 - 2 Jul 2017

HSCC Jaguar Classic Challenge

Race 6 - Lap Chart

Lap 7			Lap 8			Lap 9			Lap 10			Lap 11			Lap 12		
NO	Behind	Laptime	NO	Behind	Laptime	NO	Behind	Laptime	NO	Behind	Laptime	NO	Behind	Laptime	NO	Behind	Laptime
21		1:45.734	145		2:12.503	145		2:24.797	145		2:25.882	21		1:45.345	21		1:45.285
145	2.640	1:45.987	10	1 LAP	2:02.771	10	1 LAP	2:23.849	10	1 LAP	2:26.462	52	3.509	1:46.909	82	1 LAP	1:55.411
52	3.651	1:46.974	4	1 LAP	3:28.002	4	1 LAP	2:18.241	4	1 LAP	2:26.275	15	4 LAPS	2:06.376	68	1 LAP	1:57.934
10	1 LAP	3:18.395	9	1 LAP	3:23.271	9	1 LAP	2:15.066	9	1 LAP	2:26.557	72	9.630	1:49.150	133	1 LAP	1:56.991
150	1 LAP	2:07.064	66	1 LAP	3:30.381	66	1 LAP	2:14.981	66	1 LAP	2:26.421	32	1 LAP	1:55.337	52	5.485	1:47.261
22	50.380	1:59.040	25	1 LAP	3:21.667	25	1 LAP	2:08.727	25	1 LAP	2:26.370	23	1 LAP	1:58.444	15	4 LAPS	1:51.875
39	50.758	1:55.903	22	37.831	2:02.594	55	1 LAP	1:58.262	55	1 LAP	2:17.687	22	47.434	1:51.005	72	13.624	1:49.279
55	1 LAP	3:26.029	55	1 LAP	2:01.409	68	1 LAP	2:07.910	68	1 LAP	2:04.186	145	53.493	3:08.652	32	1 LAP	1:56.135
11	1:03.142	1:57.621	68	1 LAP	3:26.754	82	1 LAP	2:07.500	82	1 LAP	2:04.607	39	54.980	1:52.434	23	1 LAP	1:58.821
72	2:01.730	3:20.167	82	1 LAP	3:30.435	133	1 LAP	2:03.773	133	1 LAP	2:04.135	11	56.798	1:52.570	22	53.141	1:50.992
130	1 LAP	2:28.173	11	49.763	2:01.764	32	1 LAP	2:23.490	15	4 LAPS	10:17.324	130	2 LAPS	2:07.934	39	1:02.109	1:52.414
123	2:10.358	2:20.215	133	1 LAP	3:27.786	23	1 LAP	2:22.219	32	1 LAP	2:01.854	150	1 LAP	2:03.362	145	1:03.334	1:55.126
			32	1 LAP	3:42.277	21	55.064	2:00.902	21	29.814	2:00.632	10	1:27.634	1:50.664	11	1:04.446	1:52.933
			23	1 LAP	3:38.331	52	55.938	1:56.824	23	1 LAP	2:02.942	4	1:30.892	1:51.620	130	2 LAPS	2:05.614
			21	1:18.959	3:34.102	72	1:09.347	1:52.511	52	31.759	2:01.703	55	1:32.602	1:49.935	150	1 LAP	2:03.218
			52	1:23.911	3:35.403	130	2 LAPS	3:58.462	72	35.639	1:52.174	66	1:33.866	1:51.759	10	1:33.730	1:51.381
			72	1:41.633	1:55.046	22	1:32.821	3:19.787	22	1:11.588	2:04.649	9	1:35.133	1:52.028	4	1:37.079	1:51.472
			150	1 LAP	3:52.800	150	1 LAP	2:13.687	130	2 LAPS	2:14.919	25	1:40.209	1:54.378	55	1:38.074	1:50.757
			39	2:09.653	3:34.038	11	1:47.606	3:22.640	39	1:17.705	1:55.572	123	1:45.111	1:58.135	66	1:38.908	1:50.327
			123	2:23.550	2:28.335	39	1:48.015	2:03.159	11	1:19.387	1:57.663						
						123	2:24.545	2:25.792	150	1 LAP	2:04.008						
									10	1:52.129	1:50.453						
									4	1:54.431	1:52.206						

Session Start: 16:30:24 - Finish: 17:11:47
Weather/Track Conditions: Cloud / Dry
Circuit: Brands Hatch Grand Prix Circuit
Track Length: 3.916 Km - 2.4330 miles

Legends of Brands Hatch Superprix - 1 - 2 Jul 2017

HSCC Jaguar Classic Challenge

Race 6 - Lap Chart

Lap 13			Lap 14			Lap 15			Lap 16			Lap 17			Lap 18		
NO	Behind	Laptime	NO	Behind	Laptime	NO	Behind	Laptime	NO	Behind	Laptime	NO	Behind	Laptime	NO	Behind	Laptime
21		1:45.993	21		1:45.496	21		1:45.841	21		1:44.851	21		1:45.095	21		1:46.960
25	1 LAP	1:54.729	130	3 LAPS	2:05.959	4	1 LAP	1:52.086	9	2 LAPS	2:00.293	9	2 LAPS	1:57.345	4	1 LAP	1:53.336
52	7.679	1:48.187	150	2 LAPS	2:04.303	55	1 LAP	1:51.261	4	1 LAP	1:51.889	4	1 LAP	1:51.506	9	2 LAPS	1:56.851
82	1 LAP	1:56.930	52	12.286	1:50.103	66	1 LAP	1:52.108	66	1 LAP	1:51.301	66	1 LAP	1:51.499	66	1 LAP	1:53.915
68	1 LAP	1:58.405	25	1 LAP	1:55.012	123	2 LAPS	2:08.143	72	31.925	1:49.982	72	36.619	1:49.789	72	39.735	1:50.076
133	1 LAP	1:58.027	72	22.822	1:50.588	25	1 LAP	1:54.204	25	1 LAP	1:55.314	25	1 LAP	1:53.597	25	1 LAP	1:53.686
15	4 LAPS	1:51.786	82	1 LAP	1:56.357	150	2 LAPS	2:03.104	123	2 LAPS	2:05.151	123	2 LAPS	2:05.462	82	1 LAP	1:56.859
72	17.730	1:50.099	68	1 LAP	1:58.810	130	3 LAPS	2:07.034	150	2 LAPS	2:02.359	82	1 LAP	1:56.401	32	1 LAP	1:54.319
32	1 LAP	1:54.456	133	1 LAP	1:59.289	72	26.794	1:49.813	82	1 LAP	1:55.658	150	2 LAPS	2:01.119	123	2 LAPS	2:04.862
23	1 LAP	1:58.532	32	1 LAP	1:53.560	82	1 LAP	1:55.734	130	3 LAPS	2:04.210	32	1 LAP	1:53.975	150	2 LAPS	2:02.932
22	1:00.420	1:53.272	23	1 LAP	1:59.359	68	1 LAP	1:57.341	68	1 LAP	1:57.868	130	3 LAPS	2:05.251	133	1 LAP	1:57.982
39	1:08.390	1:52.274	22	1:05.487	1:50.563	133	1 LAP	1:57.162	32	1 LAP	1:54.495	68	1 LAP	1:58.252	68	1 LAP	2:00.157
145	1:10.067	1:52.726	39	1:15.228	1:52.334	32	1 LAP	1:53.056	133	1 LAP	1:58.842	133	1 LAP	1:58.071	130	3 LAPS	2:09.801
11	1:11.121	1:52.668	145	1:16.301	1:51.730	52	44.928	2:18.483	22	1:18.771	1:51.800	22	1:25.515	1:51.839	22	1:31.211	1:52.656
9	1 LAP	3:07.982	11	1:18.061	1:52.436	23	1 LAP	1:58.021	23	1 LAP	1:58.517	145	1:34.140	1:50.124	39	1:38.441	1:50.449
123	1 LAP	3:21.578	9	1 LAP	2:06.923	22	1:11.822	1:52.176	145	1:29.111	1:51.878	23	1 LAP	1:58.990	145	1:38.464	1:51.284
10	1:39.822	1:52.085				39	1:21.528	1:52.141	39	1:29.415	1:52.738	39	1:34.952	1:50.632	23	1 LAP	1:58.654
4	1:41.925	1:50.839				145	1:22.084	1:51.624	11	1:32.154	1:52.631	11	1:43.450	1:56.391			
55	1:42.983	1:50.902				11	1:24.374	1:52.154									
66	1:44.490	1:51.575															

Session Start: 16:30:24 - Finish: 17:11:47
Weather/Track Conditions: Cloud / Dry
Circuit: Brands Hatch Grand Prix Circuit
Track Length: 3.916 Km - 2.4330 miles

Legends of Brands Hatch Superprix - 1 - 2 Jul 2017

HSCC Jaguar Classic Challenge

Race 6 - Lap Chart

Lap 19			Lap 20			Lap 21			Lap 22		
NO	Behind	Laptime	NO	Behind	Laptime	NO	Behind	Laptime	NO	Behind	Laptime
21		1:48.096	21		1:48.079	21		1:47.820	21		1:50.877
11	1 LAP	1:57.664	130	4 LAPS	2:10.482	23	2 LAPS	1:58.610	39	1 LAP	1:53.471
4	1 LAP	1:52.052	23	2 LAPS	1:59.304	11	1 LAP	1:55.495	145	1 LAP	1:54.151
66	1 LAP	1:52.976	11	1 LAP	1:56.474	130	4 LAPS	2:12.706	68	2 LAPS	2:00.334
9	2 LAPS	1:56.166	4	1 LAP	1:52.967	4	1 LAP	1:50.532	150	3 LAPS	2:02.986
72	41.967	1:50.328	66	1 LAP	1:51.515	66	1 LAP	1:52.735	123	3 LAPS	2:04.206
25	1 LAP	1:53.587	9	2 LAPS	1:57.238	72	46.046	1:49.900	11	1 LAP	1:55.923
82	1 LAP	1:56.953	72	43.966	1:50.078	9	2 LAPS	1:58.296	23	2 LAPS	1:59.401
32	1 LAP	1:53.141	25	1 LAP	1:55.068	25	1 LAP	1:54.268	4	1 LAP	1:51.532
150	2 LAPS	2:02.461	32	1 LAP	1:55.023	32	1 LAP	1:53.394	66	1 LAP	1:54.449
123	2 LAPS	2:04.853	82	1 LAP	1:56.929	82	1 LAP	1:54.335	72	45.176	1:50.007
133	1 LAP	1:57.480	133	1 LAP	1:58.186	22	1:46.712	1:54.139	130	4 LAPS	2:10.955
68	1 LAP	1:57.750	150	2 LAPS	2:01.181	133	1 LAP	1:59.227	9	2 LAPS	1:57.954
22	1:35.869	1:52.754	68	1 LAP	1:58.552				25	1 LAP	1:55.302
145	1:42.094	1:51.726	22	1:40.393	1:52.603				32	1 LAP	1:53.879
39	1:42.483	1:52.138	123	2 LAPS	2:05.017				82	1 LAP	1:55.827
			145	1:44.908	1:50.893				22	1:50.464	1:54.629
			39	1:45.243	1:50.839				133	1 LAP	2:00.176

Session Start: 16:30:24 - Finish: 17:11:47
Weather/Track Conditions: Cloud / Dry
Circuit: Brands Hatch Grand Prix Circuit
Track Length: 3.916 Km - 2.4330 miles

Legends of Brands Hatch Superprix - 1 - 2 Jul 2017

HSCC/HRSR Historic Touring Cars

Race 7 - Classification

Sheet No:

POS	NO	DRIVER/S	CLASS	CLASS POS	CAR MAKE / MODEL	TIME	LAPS	GAP	DIFF	MPH	BEST	ON
1	10	Jack Drury	K1	1	Ford Falcon	20:17.128	11	-- 11 laps		79.16	1:49.573	5
2	6	Warren Briggs	K1	2	Ford Mustang	20:21.483	11	4.355	4.355	78.87	1:49.600	7
3	7	Peter Chambers	K2	1	Ford Lotus Cortina	20:29.749	11	12.621	8.266	78.34	1:50.605	11
4	44	Ben Winrow	K2	2	Ford Lotus Cortina	20:30.326	11	13.198	0.577	78.31	1:50.715	11
5	32	Richard Belcher	B	1	Ford Lotus Cortina	20:31.210	11	14.082	0.884	78.25	1:50.558	6
6	166	Rob Fenn	K1	3	Ford Mustang	20:32.816	11	15.688	1.606	78.15	1:50.908	7
7	3	Peter Hallford	K1	4	Ford Mustang	20:33.182	11	16.054	0.366	78.13	1:50.724	2
8	69	Bob Bullen	C	1	Ford Anglia	20:33.775	11	16.647	0.593	78.09	1:50.398	11
9	15	Mark Watts	K1	5	Ford Mustang	20:59.216	11	42.088	25.441	76.51	1:52.545	11
10	42	John Spiers	K2	3	Ford Lotus Cortina	21:00.072	11	42.944	0.856	76.46	1:51.148	4
11	14	Jon Milicevic	K4	1	Morris Mini Cooper	21:09.763	11	52.635	9.691	75.88	1:53.506	3
12	49	Peter Hore	C	2	Ford Lotus Cortina	21:13.906	11	56.778	4.143	75.63	1:53.699	7
13	94	Steven Platts	E	1	Singer Chamois	21:15.312	11	58.184	1.406	75.55	1:54.025	2
14	97	David Heale	E	2	Hillman Imp	21:15.477	11	58.349	0.165	75.53	1:54.185	10
15	1	Simon Benoy	E	3	Hillman Imp	21:16.210	11	59.082	0.733	75.49	1:53.805	5
16	55	Rob Wainwright	E	4	Austin A40	21:32.954	11	1:15.826	16.744	74.51	1:55.437	5
17	17	Roger Ebdon	D	1	Morris Mini	21:56.255	11	1:39.127	23.301	73.19	1:57.149	3
18	47	Nigel Cox	K2	4	Ford Lotus Cortina	22:07.423	11	1:50.295	11.168	72.58	1:58.101	10
19	38	Graeme Kersley	K2	5	Ford Lotus Cortina	22:10.666	11	1:53.538	3.243	72.40	1:57.920	9
20	95	Shaun Hazlewood	E	5	Hillman Imp	20:25.140	10	-- 10 laps	13.791	71.49	1:59.224	6
21	67	James Clarke	C	3	Ford Lotus Cortina	20:50.722	10	25.582	25.582	70.03	1:56.882	9
22	176	Andrew Davenall	A	1	Austin A105	21:15.806	10	50.666	25.084	68.65	2:05.682	6
23	68	John Marsden	D	2	Austin Cooper S	22:00.377	10	1:35.237	44.571	66.33	2:06.959	9
		---------- NOT CLASSIFIED ----------										
DNF	56	Michael Sheraton	I		Ford Anglia	6:32.204	3	-- 3 laps --		67.00	2:04.511	2
DNF	36	Jim Chapman	INV		Chevrolet Corvair	7:37.834	3	1:05.630	1:05.630	57.39	2:15.134	2
DNF	61	Brian Webb	C		Ford Anglia 105E	4:23.515	2	-- 2 laps --		66.47	2:05.155	2

---------- FASTEST LAP SUMMARY ----------

NO	DRIVER/S	CLASS	CAR MAKE / MODEL	FASTEST LAP	ON	MPH
10	Jack Drury	K1	Ford Falcon	1:49.573	5	79.94
69	Bob Bullen	C	Ford Anglia	1:50.398	11	79.34
32	Richard Belcher	B	Ford Lotus Cortina	1:50.558	6	79.22
7	Peter Chambers	K2	Ford Lotus Cortina	1:50.605	11	79.19
14	Jon Milicevic	K4	Morris Mini Cooper	1:53.506	3	77.17
1	Simon Benoy	E	Hillman Imp	1:53.805	5	76.96
17	Roger Ebdon	D	Morris Mini	1:57.149	3	74.77
56	Michael Sheraton	I	Ford Anglia	2:04.511	2	70.35
176	Andrew Davenall	A	Austin A105	2:05.682	6	69.69
36	Jim Chapman	INV	Chevrolet Corvair	2:15.134	2	64.82

Session Start: 17:24:27 - Finish: 17:44:43
Weather/Track Conditions: Cloud / Dry
Circuit: Brands Hatch Grand Prix Circuit
Track Length: 3.916 Km - 2.4330 miles

These results are provisional until the conclusion of any judicial and technical matters.

Clerk of the Course:	Timekeeper:	Issued at:
Julian Floyd	Nick Palmer	

MST

Printed : 01-07-2017 - 17:51

Full results available at www.mstworld.com. Email: timing@mstworld.com

Legends of Brands Hatch Superprix - 1 - 2 Jul 2017

HSCC/HRSR Historic Touring Cars

Race 7 - Sector Analysis

1	Simon Benoy (E)								Hillman Imp							
lap	Sect-1	Speed	Sect-2	Speed	Sect-3	Speed	Laptime	Pit	lap	Sect-1	Speed	Sect-2	Speed	Sect-3	Speed	Laptime	Pit
1		81.8	52.702	76.1	27.677	104.2	2:09.463		7	35.583	83.6	50.724	73.6	27.498	103.4	1:53.805	
2	35.639	83.5	52.924	73.8	27.906	102.3	1:56.469		8	36.017	82.1	51.355	72.1	27.694	102.8	1:55.066	
3	35.403	83.4	51.185	70.8	27.877	102.2	1:54.465		9	35.538	81.1	51.818	75.7	27.740	102.0	1:55.096	
4	35.715	83.2	51.100	76.4	27.801	101.7	1:54.616		10	35.479	80.3	51.000	75.6	27.346	103.9	1:53.825	
5	35.563	82.9	50.777	74.6	27.465	102.2	1:53.805		11	35.978	83.2	51.560	74.6	27.507	102.3	1:55.045	
6	35.723	82.1	51.291	73.1	27.541	102.6	1:54.555		12								

3	Peter Hallford (K1)								Ford Mustang							
lap	Sect-1	Speed	Sect-2	Speed	Sect-3	Speed	Laptime	Pit	lap	Sect-1	Speed	Sect-2	Speed	Sect-3	Speed	Laptime	Pit
1		87.7	50.209	70.0	26.870	118.7	2:00.940		7	35.858	86.1	49.595	76.4	25.921	119.4	1:51.374	
2	35.290	87.2	49.580	76.3	25.854	117.5	1:50.724		8	35.565	91.0	49.523	74.6	26.034	113.2	1:51.122	
3	35.054	87.8	50.027	75.3	25.881	116.5	1:50.962		9	35.898	88.5	49.554	75.6	25.868	120.4	1:51.320	
4	35.565	90.0	50.025	74.5	25.940	119.0	1:51.530		10	35.346	90.4	49.398	78.4	26.071	115.7	1:50.815	
5	35.313	89.7	49.679	70.6	26.031	119.0	1:51.023		11	35.276	89.2	50.006	75.3	26.823	117.9	1:52.105	
6	35.315	84.4	49.823	72.9	26.129	119.2	1:51.267		12								

6	Warren Briggs (K1)								Ford Mustang							
lap	Sect-1	Speed	Sect-2	Speed	Sect-3	Speed	Laptime	Pit	lap	Sect-1	Speed	Sect-2	Speed	Sect-3	Speed	Laptime	Pit
1		86.9	50.288	72.3	25.957	121.8	1:58.560		7	34.814	91.6	48.857	77.2	25.929	120.9	1:49.600	
2	35.202	83.9	49.106	76.5	26.132	122.0	1:50.440		8	35.279	90.4	49.516	76.2	26.169	120.9	1:50.964	
3	34.962	88.6	49.291	78.3	26.333	119.8	1:50.586		9	35.310	91.2	49.158	79.3	26.108	119.6	1:50.576	
4	35.111	91.6	48.845	78.4	26.092	120.7	1:50.048		10	35.035	92.7	48.996	76.2	26.330	120.0	1:50.361	
5	34.901	89.9	48.772	79.6	25.962	120.9	1:49.635		11	35.341	93.0	49.160	76.5	26.399	120.9	1:50.900	
6	35.135	88.7	48.566	79.9	26.112	120.9	1:49.813		12								

7	Peter Chambers (K2)								Ford Lotus Cortina							
lap	Sect-1	Speed	Sect-2	Speed	Sect-3	Speed	Laptime	Pit	lap	Sect-1	Speed	Sect-2	Speed	Sect-3	Speed	Laptime	Pit
1		86.9	49.843	72.9	26.504	112.4	1:57.280		7	35.439	88.0	49.525	75.9	26.592	111.1	1:51.556	
2	35.097	86.8	49.516	76.4	26.552	112.0	1:51.165		8	35.209	87.0	49.822	76.9	26.694	111.8	1:51.725	
3	35.205	88.1	50.205	76.0	26.525	112.6	1:51.935		9	35.242	87.8	49.515	77.8	26.500	110.6	1:51.257	
4	34.863	88.7	49.455	77.0	26.554	111.1	1:50.872		10	35.047	87.8	49.243	77.9	26.684	110.0	1:50.974	
5	34.954	88.8	49.575	78.1	26.720	111.1	1:51.249		11	34.958	87.6	49.225	78.8	26.422	110.7	1:50.605	
6	35.257	86.5	49.237	77.0	26.637	111.1	1:51.131		12								

10	Jack Drury (K1)								Ford Falcon							
lap	Sect-1	Speed	Sect-2	Speed	Sect-3	Speed	Laptime	Pit	lap	Sect-1	Speed	Sect-2	Speed	Sect-3	Speed	Laptime	Pit
1			49.447	75.3	26.067	120.4	1:56.521		7	34.823		48.646	76.2	26.145	122.0	1:49.614	
2	34.906		49.427	76.2	26.124	119.4	1:50.457		8	35.013		48.726	79.5	26.360	122.0	1:50.099	
3	35.033		48.904	79.6	26.104	120.4	1:50.041		9	34.822		48.696	79.1	26.301	122.0	1:49.819	
4	34.963		49.297	76.9	26.065	120.4	1:50.325		10	35.089		48.819	76.2	26.053	121.8	1:49.961	
5	34.895		48.589	78.5	26.089	121.5	1:49.573		11	35.168		49.081	75.8	26.355	121.5	1:50.604	
6	34.981		48.665	79.6	26.468	121.3	1:50.114		12								

14	Jon Milicevic (K4)								Morris Mini Cooper							
lap	Sect-1	Speed	Sect-2	Speed	Sect-3	Speed	Laptime	Pit	lap	Sect-1	Speed	Sect-2	Speed	Sect-3	Speed	Laptime	Pit
1		80.1	52.325	75.4	27.296	103.6	2:05.399		7	36.129	81.4	50.948	76.9	27.562	102.3	1:54.639	
2	35.918	82.0	50.726	78.2	27.293	102.3	1:53.937		8	35.696	81.8	51.087	78.7	27.804	102.0	1:54.587	
3	35.316	81.5	50.769	76.8	27.421	103.1	1:53.506		9	35.706	81.7	50.933	77.6	27.645	101.4	1:54.284	
4	35.588	81.6	51.032	76.6	27.474	102.8	1:54.094		10	36.245	81.5	51.216	79.6	27.798	101.9	1:55.259	
5	35.535	82.2	51.600	79.0	27.612	102.3	1:54.747		11	35.956	81.3	51.848	77.3	27.723	102.2	1:55.527	
6	35.374	82.3	50.947	79.2	27.463	102.6	1:53.784		12								

15	Mark Watts (K1)								Ford Mustang							
lap	Sect-1	Speed	Sect-2	Speed	Sect-3	Speed	Laptime	Pit	lap	Sect-1	Speed	Sect-2	Speed	Sect-3	Speed	Laptime	Pit
1			52.234	70.7	26.719	118.5	2:03.929		7	36.268	83.2	50.277	74.9	26.522	117.5	1:53.067	
2	36.448	83.6	50.329	73.8	26.444	115.9	1:53.221		8	37.027	81.4	50.741	70.9	26.473	118.7	1:54.241	
3	36.396	84.4	50.857	72.7	26.652	116.1	1:53.905		9	36.289	90.9	50.462	73.8	26.520	116.9	1:53.271	
4	36.520	82.1	51.198	67.2	26.764	119.2	1:54.482		10	35.685	87.1	50.958	69.9	26.906	117.5	1:53.549	
5	35.988	85.1	50.540	67.4	26.541	119.0	1:53.069		11	35.698		50.402	75.7	26.445	112.2	1:52.545	
6	36.539		50.741	70.3	26.657	117.5	1:53.937		12								

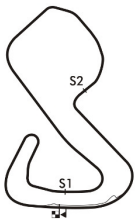

Session Start: 17:24:27 - Finish: 17:44:43
Weather/Track Conditions: Cloud / Dry
Circuit: Brands Hatch Grand Prix Circuit
Track Length: 3.916 Km - 2.4330 miles

MST

Full results available at www.mstworld.com. Email: timing@mstworld.com

Printed : 01-07-2017 - 17:48

Legends of Brands Hatch Superprix - 1 - 2 Jul 2017

HSCC/HRSR Historic Touring Cars

Race 7 - Sector Analysis

17	Roger Ebdon (K3)								Morris Mini							
lap	Sect-1	Speed	Sect-2	Speed	Sect-3	Speed	Laptime	Pit	lap	Sect-1	Speed	Sect-2	Speed	Sect-3	Speed	Laptime	Pit
1		79.2	53.457	73.6	28.194	102.6	2:09.394		7	36.810	80.1	54.049	73.0	28.515	100.8	1:59.374	
2	36.473	81.5	52.667	72.6	28.105	102.2	1:57.245		8	37.173	77.1	54.064	71.3	28.591	100.5	1:59.828	
3	36.263	80.5	52.554	72.3	28.332	102.0	1:57.149		9	37.270	79.8	53.940	73.0	28.702	100.3	1:59.912	
4	36.428	80.3	53.045	71.2	28.389	102.5	1:57.862		10	37.027	80.0	53.816	71.2	28.321	100.6	1:59.164	
5	36.533	78.8	52.567	77.4	28.831	101.1	1:57.931		11	37.049	77.5	53.788	75.7	28.799	97.9	1:59.636	
6	36.828	80.3	53.411	75.7	28.521	100.5	1:58.760		12								

32	Richard Belcher (B)								Ford Lotus Cortina							
lap	Sect-1	Speed	Sect-2	Speed	Sect-3	Speed	Laptime	Pit	lap	Sect-1	Speed	Sect-2	Speed	Sect-3	Speed	Laptime	Pit
1		85.0	50.395	73.2	26.480	113.7	1:59.687		7	35.223	85.6	49.677	77.0	26.464	113.0	1:51.364	
2	35.074	80.4	49.747	75.2	26.411	113.5	1:51.232		8	34.953	88.4	49.471	75.4	26.660	113.7	1:51.084	
3	34.859	84.4	49.760	74.6	26.628	113.5	1:51.247		9	35.161	86.5	49.859	74.5	26.391	112.8	1:51.411	
4	35.283	84.8	49.439	77.6	26.501	112.8	1:51.223		10	34.937	85.8	49.636	76.8	26.408	113.0	1:50.981	
5	34.917	85.0	49.787	77.0	26.460	113.2	1:51.164		11	34.930	85.8	49.956	76.3	26.373	110.6	1:51.259	
6	35.109	84.9	49.128	76.3	26.321	113.3	1:50.558		12								

36	Jim Chapman (INV)								Chevrolet Corvair							
lap	Sect-1	Speed	Sect-2	Speed	Sect-3	Speed	Laptime	Pit	lap	Sect-1	Speed	Sect-2	Speed	Sect-3	Speed	Laptime	Pit
1		65.1	1:02.484	62.4	32.674	85.1	2:29.038		3	41.390	55.1	1:13.184	48.8	In		2:53.662	P
2	41.060	64.6	1:01.583	62.6	32.491	83.0	2:15.134		4								

38	Graeme Kersley (K2)								Ford Lotus Cortina							
lap	Sect-1	Speed	Sect-2	Speed	Sect-3	Speed	Laptime	Pit	lap	Sect-1	Speed	Sect-2	Speed	Sect-3	Speed	Laptime	Pit
1		79.1	59.008	68.8	29.394	104.7	2:15.911		7	36.945	79.9	52.827	69.0	28.239	106.4	1:58.011	
2	37.554	78.3	55.247	64.7	29.467	104.5	2:02.268		8	36.836	79.6	52.810	72.1	28.347	105.4	1:57.993	
3	38.760	79.1	54.449	65.5	28.844	105.2	2:02.053		9	37.096	80.5	52.628	72.1	28.196	105.0	1:57.920	
4	38.007	76.9	54.003	67.7	28.647	105.7	2:00.657		10	37.460	75.5	52.894	70.2	28.207	105.5	1:58.561	
5	37.603	79.3	53.396	66.9	28.603	105.4	1:59.602		11	36.994	74.8	53.524	69.7	28.799	103.6	1:59.317	
6	37.035	79.2	53.019	67.2	28.319	105.7	1:58.373		12								

42	John Spiers (K2)								Ford Lotus Cortina							
lap	Sect-1	Speed	Sect-2	Speed	Sect-3	Speed	Laptime	Pit	lap	Sect-1	Speed	Sect-2	Speed	Sect-3	Speed	Laptime	Pit
1		82.3	53.523	77.2	27.263	108.6	2:10.062		7	36.013	84.0	50.053	73.4	26.827	109.3	1:52.893	
2	35.888	86.5	50.313	79.0	27.036	108.8	1:53.237		8	36.003	84.2	51.401	73.8	26.956	108.9	1:54.360	
3	35.847	85.3	50.527	75.8	26.962	107.6	1:53.336		9	35.916	82.0	50.522	74.2	26.871	108.8	1:53.309	
4	35.071	85.2	49.364	81.0	26.713	108.9	1:51.148		10	35.505	85.7	50.694	69.5	27.333	107.9	1:53.532	
5	35.419	85.3	49.669	75.1	26.813	108.6	1:51.901		11	35.970	84.1	49.696	75.4	26.994	107.2	1:52.660	
6	36.029	85.8	50.464	70.0	27.141	108.4	1:53.634		12								

44	Ben Winrow (K2)								Ford Lotus Cortina							
lap	Sect-1	Speed	Sect-2	Speed	Sect-3	Speed	Laptime	Pit	lap	Sect-1	Speed	Sect-2	Speed	Sect-3	Speed	Laptime	Pit
1		86.3	49.823	78.1	26.415	108.4	1:58.233		7	35.294	87.3	49.678	80.7	27.063	109.7	1:52.035	
2	35.049	87.2	49.823	73.3	26.909	109.5	1:51.781		8	34.636	88.5	49.743	75.6	26.821	110.6	1:51.200	
3	34.702	87.4	49.493	74.2	26.719	109.5	1:50.914		9	35.145	87.1	49.571	74.6	26.494	109.5	1:51.210	
4	34.738	88.0	49.371	75.1	26.627	109.5	1:50.736		10	35.023	86.2	49.203	76.4	26.883	108.4	1:51.109	
5	34.765	88.0	49.578	76.9	26.907	110.2	1:51.250		11	34.992	87.4	49.258	77.8	26.465	110.0	1:50.715	
6	35.531	83.1	49.208	78.9	26.404	109.8	1:51.143		12								

47	Nigel Cox (K2)								Ford Lotus Cortina							
lap	Sect-1	Speed	Sect-2	Speed	Sect-3	Speed	Laptime	Pit	lap	Sect-1	Speed	Sect-2	Speed	Sect-3	Speed	Laptime	Pit
1		73.0	57.646	66.8	28.881	106.2	2:18.557		7	37.061	82.2	52.690	70.2	28.931	103.9	1:58.682	
2	38.267	81.1	53.465	69.4	28.787	104.9	2:00.519		8	36.681	82.7	53.308	67.3	28.629	104.1	1:58.618	
3	37.082	81.3	53.723	65.5	28.997	104.7	1:59.802		9	37.021	82.3	52.677	69.2	28.597	104.2	1:58.295	
4	36.879	82.1	53.032	67.2	29.358	103.6	1:59.269		10	36.684	82.8	53.020	67.7	28.397	105.4	1:58.101	
5	36.702	82.9	53.475	67.6	28.783	105.0	1:58.960		11	36.732	82.7	52.930	68.5	28.483	101.1	1:58.145	
6	36.596	81.8	53.095	68.8	28.784	104.1	1:58.475		12								

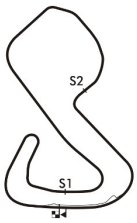

Session Start: 17:24:27 - Finish: 17:44:43
Weather/Track Conditions: Cloud / Dry
Circuit: Brands Hatch Grand Prix Circuit
Track Length: 3.916 Km - 2.4330 miles

MST

Legends of Brands Hatch Superprix - 1 - 2 Jul 2017

HSCC/HRSR Historic Touring Cars

Race 7 - Sector Analysis

49 Peter Hore (C) — Ford Lotus Cortina

lap	Sect-1	Speed	Sect-2	Speed	Sect-3	Speed	Laptime	Pit
1		78.0	52.254	77.1	27.611	109.3	2:07.695	
2	36.309	84.8	51.578	72.4	27.310	109.8	1:55.197	
3	36.747	84.7	51.565	75.1	27.405	109.7	1:55.717	
4	35.972	85.2	51.022	72.5	27.401	109.5	1:54.395	
5	36.074	85.2	51.623	77.6	27.316	109.1	1:55.013	
6	35.935	84.7	51.015	75.5	27.147	109.8	1:54.097	
7	35.470	87.3	50.858	75.4	27.371	109.5	1:53.699	
8	35.838	84.4	51.335	75.6	27.255	108.2	1:54.428	
9	36.099	86.5	50.802	72.5	27.377	108.4	1:54.278	
10	36.131	85.6	50.897	72.6	27.484	107.0	1:54.512	
11	36.072	86.0	50.930	72.0	27.873	103.0	1:54.875	
12								

55 Rob Wainwright (E) — Austin A40

lap	Sect-1	Speed	Sect-2	Speed	Sect-3	Speed	Laptime	Pit
1		79.6	54.152	75.0	28.726	98.9	2:11.108	
2	36.446	80.3	51.963	70.5	28.442	99.7	1:56.851	
3	36.118	80.9	52.038	70.7	28.184	100.3	1:56.340	
4	36.125	80.9	52.134	72.3	28.022	100.0	1:56.281	
5	36.057	80.3	51.606	74.4	27.774	99.9	1:55.437	
6	36.675	79.1	51.545	72.8	27.996	99.3	1:56.216	
7	36.094	79.4	51.488	73.4	28.435	98.6	1:56.017	
8	36.237	80.3	51.974	68.2	28.256	98.9	1:56.467	
9	36.060	80.7	51.730	71.3	28.205	98.7	1:55.995	
10	36.278	80.2	51.352	70.7	28.583	98.4	1:56.213	
11	36.157	80.4	51.622	72.9	28.250	98.3	1:56.029	
12								

56 Michael Sheraton (I) — Ford Anglia

lap	Sect-1	Speed	Sect-2	Speed	Sect-3	Speed	Laptime	Pit
1		69.2	57.559	64.0	30.186	93.6	2:20.159	
2	38.395	71.5	55.869	66.8	30.247	91.6	2:04.511	
3	40.764	61.0	56.387	70.8	30.383	91.7	2:07.534	
4								

61 Brian Webb (C) — Ford Anglia 105E

lap	Sect-1	Speed	Sect-2	Speed	Sect-3	Speed	Laptime	Pit
1		72.2	57.603	67.0	29.131	102.5	2:18.360	
2	38.539	77.3	55.176	70.7	31.440	64.5	2:05.155	

67 James Clarke (C) — Ford Lotus Cortina

lap	Sect-1	Speed	Sect-2	Speed	Sect-3	Speed	Laptime	Pit
1		82.9	51.594	74.9	27.339	107.7	2:04.660	
2	36.241	78.8	53.557	74.3	28.044	96.7	1:57.842	
3	36.713	74.8	52.406	70.7	29.455	97.2	1:58.574	
4	36.890	75.3	52.060	74.0	28.310	96.3	1:57.260	
5	36.923	75.0	52.083	73.8	28.197	95.9	1:57.203	
6	37.647	74.3	51.964	70.1	In		2:58.743	P
7	Out	75.0	51.896	72.9	28.837	94.7	2:02.085	
8	39.128	74.5	52.770	76.3	28.407	95.5	2:00.305	
9	36.770	75.7	52.010	76.9	28.102	96.0	1:56.882	
10	36.884	75.1	52.021	72.4	28.263	95.8	1:57.168	

68 John Marsden (D) — Austin Cooper S

lap	Sect-1	Speed	Sect-2	Speed	Sect-3	Speed	Laptime	Pit
1		65.0	1:00.747	65.1	30.730	96.6	2:26.448	
2	39.727	74.6	1:00.069	63.8	30.750	96.3	2:10.546	
3	40.492	76.8	1:00.139	64.7	30.768	96.7	2:11.399	
4	40.122	73.6	59.729	61.5	30.145	97.9	2:09.996	
5	39.787	74.8	59.330	64.9	34.772	94.3	2:13.889	
6	44.115	72.9	58.131	66.4	30.002	94.8	2:12.248	
7	42.371	74.4	1:00.208	64.9	29.836	96.7	2:12.415	
8	39.394	73.7	59.237	65.0	30.028	97.9	2:08.659	
9	39.273	75.3	57.591	67.2	30.095	97.0	2:06.959	
10	39.069	77.6	59.089	68.4	29.660	82.6	2:07.818	

69 Bob Bullen (C) — Ford Anglia

lap	Sect-1	Speed	Sect-2	Speed	Sect-3	Speed	Laptime	Pit
1			51.819	76.0	26.729	108.2	2:03.260	
2	35.141		49.716	77.4	27.031	108.6	1:51.888	
3	34.891		49.395	78.6	26.836	108.6	1:51.122	
4	34.717		49.699	79.4	26.776	108.6	1:51.192	
5				79.2	26.702	108.2	1:51.017	
6	34.772		49.813	77.7	26.900	107.6	1:51.485	
7	34.664		49.500	77.1	26.713		1:50.877	
8	34.630		49.236	79.6	26.568		1:50.434	
9	34.952		49.652	81.0	26.852	108.8	1:51.456	
10	34.770		49.214	80.7	26.662	108.9	1:50.646	
11	34.185		49.108	77.6	27.105	109.5	1:50.398	
12								

94 Steven Platts (E) — Singer Chamois

lap	Sect-1	Speed	Sect-2	Speed	Sect-3	Speed	Laptime	Pit
1		80.2	53.027	72.3	28.253	103.4	2:07.143	
2	35.352	81.5	51.154	75.0	27.519	103.9	1:54.025	
3	35.706		52.293	74.3	28.305	102.2	1:56.304	
4	35.266	80.7	51.405	74.1	27.885	102.5	1:54.556	
5	35.876	80.6	51.082	76.0	27.658	102.6	1:54.616	
6	35.816	81.4	50.980	77.0	27.668	102.5	1:54.464	
7	35.490	80.3	51.435	73.8	27.778	104.7	1:54.703	
8	36.406	81.3	51.305	75.5	27.740	103.3	1:55.451	
9	35.724	81.7	51.413	73.7	27.720	102.6	1:54.857	
10	35.562	81.8	50.994	78.9	27.774	102.8	1:54.330	
11	35.796	82.4	51.013	75.1	28.054	101.9	1:54.863	
12								

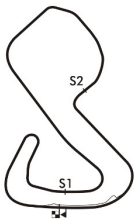

Session Start: 17:24:27 - Finish: 17:44:43
Weather/Track Conditions: Cloud / Dry
Circuit: Brands Hatch Grand Prix Circuit
Track Length: 3.916 Km - 2.4330 miles

MST

Legends of Brands Hatch Superprix - 1 - 2 Jul 2017

HSCC/HRSR Historic Touring Cars

Race 7 - Sector Analysis

95	Shaun Hazlewood (E)								Hillman Imp								
lap	Sect-1	Speed	Sect-2	Speed	Sect-3	Speed	Laptime	Pit	lap	Sect-1	Speed	Sect-2	Speed	Sect-3	Speed	Laptime	Pit
1		78.8	54.674	74.6	28.971	99.7	2:12.548		6	37.059	78.3	53.522	72.1	28.643	98.3	1:59.224	
2	37.223	78.1	53.996	66.1	28.926	99.0	2:00.145		7	37.364	77.5	53.349	68.5	28.782	99.0	1:59.495	
3	37.706	77.2	53.779	72.1	29.450	97.4	2:00.935		8	37.966	76.8	54.397	72.1	29.584	96.0	2:01.947	
4	37.914	76.4	54.875	69.6	29.129	97.9	2:01.918		9	38.163	77.3	54.930	70.8	29.396	97.4	2:02.489	
5	38.145	76.3	54.825	67.2	29.014	99.5	2:01.984		10	38.473	76.7	56.220	60.6	29.762	92.4	2:04.455	

97	David Heale (E)								Hillman Imp								
lap	Sect-1	Speed	Sect-2	Speed	Sect-3	Speed	Laptime	Pit	lap	Sect-1	Speed	Sect-2	Speed	Sect-3	Speed	Laptime	Pit
1		82.8	52.357	72.6	27.643	105.7	2:06.218		7	35.480	83.1	51.781	72.9	27.680	105.4	1:54.941	
2	35.661	84.3	51.423	75.6	27.425	105.5	1:54.509		8	35.844	78.7	51.729	73.7	27.349	106.2	1:54.922	
3	35.588	83.7	54.028	73.4	27.537	105.9	1:57.153		9	35.958	77.8	51.648	72.3	27.334	106.2	1:54.940	
4	35.433	84.3	51.179	73.5	27.780	105.9	1:54.392		10	36.115	82.9	50.774	74.2	27.296	104.9	1:54.185	
5	35.929	83.2	51.645	75.3	27.228	105.4	1:54.802		11	36.542	83.3	50.894	77.2	27.502	105.0	1:54.938	
6	35.676	80.9	51.510	76.2	27.291	105.5	1:54.477		12								

166	Rob Fenn (K1)								Ford Mustang								
lap	Sect-1	Speed	Sect-2	Speed	Sect-3	Speed	Laptime	Pit	lap	Sect-1	Speed	Sect-2	Speed	Sect-3	Speed	Laptime	Pit
1		87.1	50.024	69.9	26.665	115.5	2:00.176		7	35.161	82.5	49.515	73.1	26.232	119.2	1:50.908	
2	35.446	85.4	49.480	73.8	26.152	118.7	1:51.078		8	35.209	85.2	49.689	73.4	26.397	116.9	1:51.295	
3	35.001	88.1	49.600	72.0	26.534	119.0	1:51.135		9	35.959	84.0	49.315	75.4	25.991	119.6	1:51.265	
4	35.503	83.2	49.689	77.0	26.238	120.0	1:51.430		10	35.202	85.8	49.674	75.1	26.252	119.6	1:51.128	
5	35.067	85.6	49.472	74.2	26.452	119.8	1:50.991		11	35.385	87.0	50.235	75.7	26.788	107.6	1:52.408	
6	35.547	85.1	49.106	74.5	26.349	119.8	1:51.002		12								

176	Andrew Davenall (A)								Austin A105								
lap	Sect-1	Speed	Sect-2	Speed	Sect-3	Speed	Laptime	Pit	lap	Sect-1	Speed	Sect-2	Speed	Sect-3	Speed	Laptime	Pit
1		71.0	56.862	67.3	29.708	101.9	2:18.107		6	39.397	74.6	56.467	66.2	29.818	99.0	2:05.682	
2	39.993	76.5	55.987	67.3	30.062	86.7	2:06.042		7	39.164	73.8	57.830	66.1	30.923	93.8	2:07.917	
3	40.276	73.3	56.277	66.3	29.620	101.4	2:06.173		8	41.111	77.3	55.817	65.2	29.582	102.2	2:06.510	
4	39.259	75.3	56.748	63.4	29.988	99.0	2:05.995		9	39.098	76.0	56.578	64.6	30.695	99.6	2:06.371	
5	40.117	70.4	56.980	66.5	30.212	98.3	2:07.309		10	39.179	75.3	55.883	67.2	30.638	99.0	2:05.700	

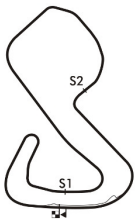

Session Start: 17:24:27 - Finish: 17:44:43
Weather/Track Conditions: Cloud / Dry
Circuit: Brands Hatch Grand Prix Circuit
Track Length: 3.916 Km - 2.4330 miles

MST

Full results available at www.mstworld.com. Email: timing@mstworld.com

Printed : 01-07-2017 - 17:48

Legends of Brands Hatch Superprix - 1 - 2 Jul 2017

HSCC/HRSR Historic Touring Cars

Race 7 - Best Sector Times

	SECTOR 1			SECTOR 2			SECTOR 3		
	NO	TIME	LAP	NO	TIME	LAP	NO	TIME	LAP
1	69	34.185	11	6	48.566	6	3	25.854	2
2	44	34.636	8	10	48.589	5	6	25.929	7
3	6	34.814	7	166	49.106	6	166	25.991	9
4	10	34.822	9	69	49.108	11	10	26.053	10
5	32	34.859	3	32	49.128	6	32	26.321	6
6	7	34.863	4	44	49.203	10	44	26.404	6
7	166	35.001	3	7	49.225	11	7	26.422	11
8	3	35.054	3	42	49.364	4	15	26.444	2
9	42	35.071	4	3	49.398	10	69	26.568	8
10	94	35.266	4	15	50.277	7	42	26.713	4
11	14	35.316	3	1	50.724	7	49	27.147	6
12	1	35.403	3	14	50.726	2	97	27.228	5
13	97	35.433	4	97	50.774	10	14	27.293	2
14	49	35.470	7	49	50.802	9	67	27.339	1
15	15	35.685	10	94	50.980	6	1	27.346	10
16	55	36.057	5	55	51.352	10	94	27.519	2
17	67	36.241	2	67	51.594	1	55	27.774	5
18	17	36.263	3	17	52.554	3	17	28.105	2
19	47	36.596	6	38	52.628	9	38	28.196	9
20	38	36.836	8	47	52.677	9	47	28.397	10
21	95	37.059	6	95	53.349	7	95	28.643	6
22	56	38.395	2	61	55.176	2	61	29.131	1
23	61	38.539	2	176	55.817	8	176	29.582	8
24	68	39.069	10	56	55.869	2	68	29.660	10
25	176	39.098	9	68	57.591	9	56	30.186	1
26	36	41.060	2	36	1:01.583	2	36	32.491	2

IDEAL / BEST LAP COMPARISON

NO	NAME	BEST	IN	IDEAL	DIFF
10	Jack Drury	1:49.573	5	1:49.464	+0.109
6	Warren Briggs	1:49.600	7	1:49.309	+0.291
69	Bob Bullen	1:50.398	11	1:49.861	+0.537
32	Richard Belcher	1:50.558	6	1:50.308	+0.250
7	Peter Chambers	1:50.605	11	1:50.510	+0.095
44	Ben Winrow	1:50.715	11	1:50.243	+0.472
3	Peter Hallford	1:50.724	2	1:50.306	+0.418
166	Rob Fenn	1:50.908	7	1:50.098	+0.810
42	John Spiers	1:51.148	4	1:51.148	+0.000
15	Mark Watts	1:52.545	11	1:52.406	+0.139
14	Jon Milicevic	1:53.506	3	1:53.335	+0.171
49	Peter Hore	1:53.699	7	1:53.419	+0.280
1	Simon Benoy	1:53.805	5	1:53.473	+0.332
94	Steven Platts	1:54.025	2	1:53.765	+0.260
97	David Heale	1:54.185	10	1:53.435	+0.750
55	Rob Wainwright	1:55.437	5	1:55.183	+0.254
67	James Clarke	1:56.882	9	1:55.174	+1.708
17	Roger Ebdon	1:57.149	3	1:56.922	+0.227
38	Graeme Kersley	1:57.920	9	1:57.660	+0.260
47	Nigel Cox	1:58.101	10	1:57.670	+0.431
95	Shaun Hazlewood	1:59.224	6	1:59.051	+0.173
56	Michael Sheraton	2:04.511	2	2:04.450	+0.061
61	Brian Webb	2:05.155	2	2:02.846	+2.309
176	Andrew Davenall	2:05.682	6	2:04.497	+1.185
68	John Marsden	2:06.959	9	2:06.320	+0.639
36	Jim Chapman	2:15.134	2	2:15.134	+0.000

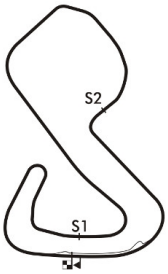

Session Start: 17:24:27 - Finish: 17:44:43
Weather/Track Conditions: Cloud / Dry
Circuit: Brands Hatch Grand Prix Circuit
Track Length: 3.916 Km - 2.4330 miles

Legends of Brands Hatch Superprix - 1 - 2 Jul 2017

HSCC/HRSR Historic Touring Cars

Race 7 - Best Sector Speeds

	NO	SECTOR 1	MPH	NO	SECTOR 2	MPH	NO	SECTOR 3	MPH
1	6	Warren Briggs	93.0	42	John Spiers	81.0	6	Warren Briggs	122.0
2	3	Peter Hallford	91.0	69	Bob Bullen	81.0	10	Jack Drury	122.0
3	15	Mark Watts	90.9	44	Ben Winrow	80.7	3	Peter Hallford	120.4
4	7	Peter Chambers	88.8	6	Warren Briggs	79.9	166	Rob Fenn	120.0
5	44	Ben Winrow	88.5	10	Jack Drury	79.6	15	Mark Watts	119.2
6	32	Richard Belcher	88.4	14	Jon Milicevic	79.6	32	Richard Belcher	113.7
7	166	Rob Fenn	88.1	94	Steven Platts	78.9	7	Peter Chambers	112.6
8	49	Peter Hore	87.3	7	Peter Chambers	78.8	44	Ben Winrow	110.6
9	42	John Spiers	86.5	3	Peter Hallford	78.4	49	Peter Hore	109.8
10	97	David Heale	84.3	32	Richard Belcher	77.6	69	Bob Bullen	109.5
11	1	Simon Benoy	83.6	49	Peter Hore	77.6	42	John Spiers	109.3
12	47	Nigel Cox	82.9	17	Roger Ebdon	77.4	67	James Clarke	107.7
13	67	James Clarke	82.9	97	David Heale	77.2	38	Graeme Kersley	106.4
14	94	Steven Platts	82.4	166	Rob Fenn	77.0	47	Nigel Cox	106.2
15	14	Jon Milicevic	82.3	67	James Clarke	76.9	97	David Heale	106.2
16	17	Roger Ebdon	81.5	1	Simon Benoy	76.4	94	Steven Platts	104.7
17	55	Rob Wainw right	80.9	15	Mark Watts	75.7	1	Simon Benoy	104.2
18	38	Graeme Kersley	80.5	55	Rob Wainw right	75.0	14	Jon Milicevic	103.6
19	95	Shaun Hazlew ood	78.8	95	Shaun Hazlew ood	74.6	17	Roger Ebdon	102.6
20	68	John Marsden	77.6	38	Graeme Kersley	72.1	61	Brian Webb	102.5
21	61	Brian Webb	77.3	56	Michael Sheraton	70.8	176	Andrew Davenall	102.2
22	176	Andrew Davenall	77.3	61	Brian Webb	70.7	55	Rob Wainw right	100.3
23	56	Michael Sheraton	71.5	47	Nigel Cox	70.2	95	Shaun Hazlew ood	99.7
24	36	Jim Chapman	65.1	68	John Marsden	68.4	68	John Marsden	97.9
25	69	Bob Bullen	29.6	176	Andrew Davenall	67.3	56	Michael Sheraton	93.6
26	10	Jack Drury	0.0	36	Jim Chapman	62.6	36	Jim Chapman	85.1

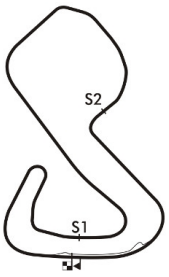

Session Start: 17:24:27 - Finish: 17:44:43
Weather/Track Conditions: Cloud / Dry
Circuit: Brands Hatch Grand Prix Circuit
Track Length: 3.916 Km - 2.4330 miles

Legends of Brands Hatch Superprix - 1 - 2 Jul 2017

HSCC/HRSR Historic Touring Cars

Race 7 - Lap Chart

Lap 1			Lap 2			Lap 3			Lap 4			Lap 5			Lap 6		
NO	Behind	Laptime	NO	Behind	Laptime	NO	Behind	Laptime	NO	Behind	Laptime	NO	Behind	Laptime	NO	Behind	Laptime
10		1:56.521	10		1:50.457	10		1:50.041	10		1:50.325	10		1:49.573	10		1:50.114
7	0.759	1:57.280	7	1.467	1:51.165	6	2.567	1:50.586	6	2.290	1:50.048	6	2.352	1:49.635	6	2.051	1:49.813
44	1.712	1:58.233	6	2.022	1:50.440	7	3.361	1:51.935	7	3.908	1:50.872	7	5.584	1:51.249	68	1 LAP	2:13.889
6	2.039	1:58.560	44	3.036	1:51.781	44	3.909	1:50.914	44	4.320	1:50.736	44	5.997	1:51.250	7	6.601	1:51.131
32	3.166	1:59.687	32	3.941	1:51.232	32	5.147	1:51.247	32	6.045	1:51.223	32	7.636	1:51.164	44	7.026	1:51.143
166	3.655	2:00.176	166	4.276	1:51.078	166	5.370	1:51.135	166	6.475	1:51.430	166	7.893	1:50.991	32	8.080	1:50.558
3	4.419	2:00.940	3	4.686	1:50.724	3	5.607	1:50.962	3	6.812	1:51.530	3	8.262	1:51.023	166	8.781	1:51.002
69	6.739	2:03.260	69	8.170	1:51.888	69	9.251	1:51.122	69	10.118	1:51.192	69	11.562	1:51.017	3	9.415	1:51.267
15	7.408	2:03.929	15	10.172	1:53.221	15	14.036	1:53.905	36	1 LAP	2:53.662	15	21.689	1:53.069	69	12.933	1:51.485
67	8.139	2:04.660	14	12.358	1:53.937	14	15.823	1:53.506	15	18.193	1:54.482	42	22.767	1:51.901	15	25.512	1:53.937
14	8.878	2:05.399	97	13.749	1:54.509	42	19.616	1:53.336	14	19.592	1:54.094	14	24.766	1:54.747	42	26.287	1:53.634
97	9.697	2:06.218	94	14.190	1:54.025	94	20.453	1:56.304	42	20.439	1:51.148	94	29.727	1:54.616	14	28.436	1:53.784
94	10.622	2:07.143	67	15.524	1:57.842	97	20.861	1:57.153	94	24.684	1:54.556	97	30.157	1:54.802	94	34.077	1:54.464
49	11.174	2:07.695	49	15.914	1:55.197	49	21.590	1:55.717	97	24.928	1:54.392	49	31.100	1:55.013	97	34.520	1:54.477
17	12.873	2:09.394	42	16.321	1:53.237	1	23.378	1:54.465	49	25.660	1:54.395	1	31.901	1:53.805	49	35.083	1:54.097
1	12.942	2:09.463	1	18.954	1:56.469	67	24.057	1:58.574	1	27.669	1:54.616	67	38.622	1:57.203	1	36.342	1:54.555
42	13.541	2:10.062	17	19.661	1:57.245	17	26.769	1:57.149	67	30.992	1:57.260	55	39.100	1:55.437	55	45.202	1:56.216
55	14.587	2:11.108	55	20.981	1:56.851	55	27.280	1:56.340	55	33.236	1:56.281	17	42.664	1:57.931	17	51.310	1:58.760
95	16.027	2:12.548	95	25.715	2:00.145	95	36.609	2:00.935	17	34.306	1:57.862	47	1:00.190	1:58.960	47	1:08.551	1:58.475
38	19.390	2:15.911	38	31.201	2:02.268	47	41.859	1:59.802	95	48.202	2:01.918	95	1:00.613	2:01.984	95	1:09.723	1:59.224
176	21.586	2:18.107	47	32.098	2:00.519	38	43.213	2:02.053	47	50.803	1:59.269	38	1:03.574	1:59.602	38	1:11.833	1:58.373
61	21.839	2:18.360	61	36.537	2:05.155	176	53.303	2:06.173	38	53.545	2:00.657	176	1:26.709	2:07.309	176	1:42.277	2:05.682
47	22.036	2:18.557	176	37.171	2:06.042	56	55.185	2:07.534	176	1:08.973	2:05.995				67	1:47.251	2:58.743
56	23.638	2:20.159	56	37.692	2:04.511	68	1:11.374	2:11.399	68	1:31.045	2:09.996						
68	29.927	2:26.448	68	50.016	2:10.546												
36	32.517	2:29.038	36	57.194	2:15.134												

Session Start: 17:24:27 - Finish: 17:44:43
Weather/Track Conditions: Cloud / Dry
Circuit: Brands Hatch Grand Prix Circuit
Track Length: 3.916 Km - 2.4330 miles

Legends of Brands Hatch Superprix - 1 - 2 Jul 2017

HSCC/HRSR Historic Touring Cars

Race 7 - Lap Chart

Lap 7			Lap 8			Lap 9			Lap 10			Lap 11		
NO	Behind	Laptime	NO	Behind	Laptime	NO	Behind	Laptime	NO	Behind	Laptime	NO	Behind	Laptime
10		1:49.614	10		1:50.099	10		1:49.819	10		1:49.961	10		1:50.604
6	2.037	1:49.600	6	2.902	1:50.964	6	3.659	1:50.576	6	4.059	1:50.361	6	4.355	1:50.900
7	8.543	1:51.556	67	1 LAP	2:02.085	7	11.607	1:51.257	7	12.620	1:50.974	95	1 LAP	2:04.455
44	9.447	1:52.035	7	10.169	1:51.725	44	11.939	1:51.210	44	13.087	1:51.109	7	12.621	1:50.605
32	9.830	1:51.364	176	1 LAP	2:07.917	32	12.407	1:51.411	32	13.427	1:50.981	44	13.198	1:50.715
166	10.075	1:50.908	44	10.548	1:51.200	166	12.717	1:51.265	166	13.884	1:51.128	32	14.082	1:51.259
3	11.175	1:51.374	32	10.815	1:51.084	3	13.699	1:51.320	3	14.553	1:50.815	166	15.688	1:52.408
69	14.196	1:50.877	166	11.271	1:51.295	69	16.168	1:51.456	69	16.853	1:50.646	3	16.054	1:52.105
68	1 LAP	2:12.248	3	12.198	1:51.122	67	1 LAP	2:00.305	67	1 LAP	1:56.882	69	16.647	1:50.398
15	28.965	1:53.067	69	14.531	1:50.434	176	1 LAP	2:06.510	15	40.147	1:53.549	67	1 LAP	1:57.168
42	29.566	1:52.893	15	33.107	1:54.241	15	36.559	1:53.271	42	40.888	1:53.532	15	42.088	1:52.545
14	33.461	1:54.639	42	33.827	1:54.360	42	37.317	1:53.309	176	1 LAP	2:06.371	42	42.944	1:52.660
94	39.166	1:54.703	14	37.949	1:54.587	14	42.414	1:54.284	14	47.712	1:55.259	14	52.635	1:55.527
49	39.168	1:53.699	49	43.497	1:54.428	49	47.956	1:54.278	49	52.507	1:54.512	49	56.778	1:54.875
97	39.847	1:54.941	94	44.518	1:55.451	94	49.556	1:54.857	94	53.925	1:54.330	94	58.184	1:54.863
1	40.533	1:53.805	97	44.670	1:54.922	97	49.791	1:54.940	97	54.015	1:54.185	97	58.349	1:54.938
55	51.605	1:56.017	1	45.500	1:55.066	1	50.777	1:55.096	1	54.641	1:53.825	176	1 LAP	2:05.700
17	1:01.070	1:59.374	68	1 LAP	2:12.415	55	1:04.149	1:55.995	55	1:10.401	1:56.213	1	59.082	1:55.045
47	1:17.619	1:58.682	55	57.973	1:56.467	68	1 LAP	2:08.659	68	1 LAP	2:06.959	55	1:15.826	1:56.029
95	1:19.604	1:59.495	17	1:10.799	1:59.828	17	1:20.892	1:59.912	17	1:30.095	1:59.164	17	1:39.127	1:59.636
38	1:20.230	1:58.011	47	1:26.138	1:58.618	47	1:34.614	1:58.295	47	1:42.754	1:58.101	68	1 LAP	2:07.818
			38	1:28.124	1:57.993	38	1:36.225	1:57.920	38	1:44.825	1:58.561	47	1:50.295	1:58.145
			95	1:31.452	2:01.947	95	1:44.122	2:02.489				38	1:53.538	1:59.317

Session Start: 17:24:27 - Finish: 17:44:43
Weather/Track Conditions: Cloud / Dry
Circuit: Brands Hatch Grand Prix Circuit
Track Length: 3.916 Km - 2.4330 miles

Legends of Brands Hatch Superprix - 1 - 2 Jul 2017

HSCC Guards Trophy supported by Dunlop Tyres

Qualifying for Race 8 - Classification

Sheet No:

POS	NO	DRIVER/S	CLASS	CLASS POS	CAR MAKE / MODEL	TIME	ON	LAPS	GAP	DIFF	MPH
1	18	Bartell-Mitchell	SRC	1	Elva Mk7S	1:41.443	6	12			86.34
2	7	Chris Goodwin	SRB	1	Lotus 23B	1:41.492	8	13	0.049	0.049	86.30
3	32	Charles Allison	SRD	1	Chevron B8	1:42.274	5	10	0.831	0.782	85.64
4	38	Ugo-Bernberg	SRD	2	Chevron B8	1:43.438	6	12	1.995	1.164	84.68
5	37	Gardiner-Cox	D	1	TVR Griffith	1:44.063	7	11	2.620	0.625	84.17
6	6	Thompson-McClurg	SRD	3	Chevron B6	1:44.162	7	12	2.719	0.099	84.09
7	75	Voyazides-Hadfield	D	2	Shelby Daytona Cobra	1:44.242	12	13	2.799	0.080	84.02
8	16	Phillip Nelson	SRD	4	Chevron B8	1:44.481	9	10	3.038	0.239	83.83
9	25	Hibberd M-Hibberd A	SRB	2	Lotus 23B	1:44.544	11	11	3.101	0.063	83.78
10	65	Thompson-Hales	D	3	TVR Griffith	1:44.839	12	12	3.396	0.295	83.54
11	5	Sam Thomas	SRB	3	Brabham BT5	1:45.451	6	13	4.008	0.612	83.06
12	77	Robin Ellis	SRB	4	Elva Mk7	1:45.707	5	13	4.264	0.256	82.86
13	1	John Davison	A	1	Lotus Elan 26R	1:46.599	4	10	5.156	0.892	82.17
14	14	Spiers-Hetherington	D	4	TVR Griffith	1:47.155	4	4	5.712	0.556	81.74
15	55	Shaw-Barter	A	2	Lotus Elan GTS	1:47.683	4	12	6.240	0.528	81.34
16	41	Brian Casey	SRE	1	Lenham P69	1:47.941	12	12	6.498	0.258	81.14
17	23	Darren Wilson	SRB	5	Lotus 23B	1:48.660	4	12	7.217	0.719	80.61
18	10	Tizzard-McCarthy	SRB	6	Lotus 23B	1:49.134	5	11	7.691	0.474	80.26
19	72	Jamie Boot	C	1	Jaguar E-type	1:49.144	6	6	7.701	0.010	80.25
20	22	De Gres-Merrick	SRB	7	Elva Mk7	1:50.703	6	11	9.260	1.559	79.12
21	82	Bob Binfield	C	2	Jaguar E-type	1:56.233	6	7	14.790	5.530	75.36
22	50	Richard Bateman	A	3	Lotus Elan	1:58.042	12	12	16.599	1.809	74.20
23	73	Michael Lillywhite	B	1	MG B	1:58.069	7	12	16.626	0.027	74.18
24	68	Gordon-Finburgh	C	3	Lotus Elite S2	2:01.372	5	11	19.929	3.303	72.16
25	19	Gibson-Daunt	INV	1	Lotus 19	2:02.487	5	9	21.044	1.115	71.51
26	21	John Hutchison	A	4	Lotus Elan 26R	2:02.569	6	11	21.126	0.082	71.46
27	168	Pickett De-Pickett Da	B	2	MG B	2:07.948	5	10	26.505	5.379	68.46
28	11	Andrew Shepherd	SRB	8	Lotus 23C			1			0.00
29	42	Colman H-Colman M	SRD	5	Chevron B8			1			0.00
30	33	Jeremy Deeley	SRE	2	Rawlson CR6						

Car 18 requires a working transponder - Regulation Q.12.2.1 refers.
A 30 second penalty will be applied if not working in the race.

Session Start: 17:53:39 - Finish: 18:18:41
Weather/Track Conditions: Cloud / Dry
Circuit: Brands Hatch Grand Prix Circuit
Track Length: 3.916 Km - 2.4330 miles

These results are provisional until the conclusion of any judicial and technical matters.

Clerk of the Course:	Timekeeper:	Issued at:
Julian Floyd	Nick Palmer	

MST

Printed : 01-07-2017 - 18:21

Full results available at www.mstworld.com. Email: timing@mstworld.com

Legends of Brands Hatch Superprix - 1 - 2 Jul 2017

HSCC Guards Trophy supported by Dunlop Tyres

Qualifying for Race 8 - Sector Analysis

1	John Davison (A)								Lotus Elan 26R								
lap	Sect-1	Speed	Sect-2	Speed	Sect-3	Speed	Laptime	Pit	lap	Sect-1	Speed	Sect-2	Speed	Sect-3	Speed	Laptime	Pit
1	Out	84.0	51.161	70.5	26.791	113.2	1:57.672		6	34.808	91.2	52.757	70.1	28.873	114.3	1:56.438	
2	34.035	92.1	48.741	64.6	29.226	115.1	1:52.002		7	33.055	94.6	48.416	73.4	25.869	116.9	1:47.340	
3	34.185	92.9	52.981	57.1	26.434	115.9	1:53.600		8	33.479	93.4	48.230	77.6	29.741	77.4	1:51.450	
4	33.244	95.8	47.630	80.6	25.725	117.5	1:46.599		9	37.582	87.9	55.707	56.0	In		3:44.058	P
5	36.204	77.8	53.275	64.2	32.086	109.5	2:01.565		10	Out	80.6	1:01.144	60.5	30.752	89.7	2:11.498	

5	Sam Thomas (SRB)								Brabham BT5								
lap	Sect-1	Speed	Sect-2	Speed	Sect-3	Speed	Laptime	Pit	lap	Sect-1	Speed	Sect-2	Speed	Sect-3	Speed	Laptime	Pit
1	Out	82.7	51.087	67.7	25.950	112.8	1:57.541		8	33.208	92.6	47.551	80.5	In		2:59.494	P
2	34.849	89.7	48.640	75.8	25.675	119.2	1:49.164		9	Out	80.9	58.692	62.0	34.192	93.8	2:11.062	
3	34.208	88.1	47.778	78.7	25.132	119.6	1:47.118		10	44.864	59.7	1:03.168	51.4	32.749	78.7	2:20.781	
4	33.598	92.4	47.541	72.1	25.319	119.6	1:46.458		11	43.249	63.4	1:12.980	57.1	27.248	117.5	2:23.477	
5	33.829	95.6	47.343	81.6	25.408	120.0	1:46.580		12	34.337	93.8	47.826	84.1	25.016	120.0	1:47.179	
6	32.912	91.5	47.424	86.0	25.115	119.8	1:45.451		13	33.404	96.1	47.380	80.1	24.758	119.6	1:45.542	
7	34.009	96.3	46.841	74.2	25.065	119.8	1:45.915		14								

6	Thompson-McClurg (SRD)								Chevron B6								
lap	Sect-1	Speed	Sect-2	Speed	Sect-3	Speed	Laptime	Pit	lap	Sect-1	Speed	Sect-2	Speed	Sect-3	Speed	Laptime	Pit
1	Out	88.9	51.273	68.0	26.296	121.3	1:57.863		7	32.540	93.0	46.579	73.0	25.043	125.1	1:44.162	
2	35.078	89.5	48.639	73.2	25.557	121.5	1:49.274		8	32.734	94.0	51.793	46.7	36.817	69.1	2:01.344	
3	34.936	87.1	48.620	80.5	25.350	123.5	1:48.906		9	41.362	70.1	57.847	63.1	29.507	90.3	2:08.716	
4	34.218	85.2	50.415	63.8	26.944	121.5	1:51.577		10	39.175	75.5	53.709	58.1	33.326	79.7	2:06.210	
5	34.352	88.4	47.943	77.2	In		3:15.363	P	11	40.742	63.8	1:09.886	54.4	31.381	121.1	2:22.009	
6	Out	92.5	46.647	79.2	24.330	126.6	1:46.755		12	33.206	88.7	46.658	75.8	24.543	125.4	1:44.407	

7	Chris Goodwin (SRB)								Lotus 23B								
lap	Sect-1	Speed	Sect-2	Speed	Sect-3	Speed	Laptime	Pit	lap	Sect-1	Speed	Sect-2	Speed	Sect-3	Speed	Laptime	Pit
1	Out	90.7	50.030	73.9	25.875	121.3	1:53.379		8	31.840	98.4	45.374	84.4	24.278	124.9	1:41.492	
2	33.291	88.2	48.307	78.1	24.534	123.3	1:46.132		9	33.708	69.8	1:04.655	53.5	34.947	81.6	2:13.310	
3	33.141	88.8	50.268	71.3	25.994	120.2	1:49.403		10	45.109	55.7	1:06.898	41.7	49.254	81.6	2:41.261	
4	32.678	95.6	45.716	82.4	24.682	123.1	1:43.076		11	44.283	58.5	1:04.555	50.4	30.794	119.0	2:19.632	
5	32.154	99.2	45.534	82.0	24.588	124.2	1:42.276		12	32.898	99.3	45.620	81.4	24.283	124.9	1:42.801	
6	32.371	92.9	46.701	81.3	25.301	123.8	1:44.373		13	32.069	100.5	58.390	81.4	24.486	124.0	1:54.945	
7	32.422	98.0	45.371	79.0	24.858	124.9	1:42.651		14								

10	Tizzard-McCarthy (SRB)								Lotus 23B								
lap	Sect-1	Speed	Sect-2	Speed	Sect-3	Speed	Laptime	Pit	lap	Sect-1	Speed	Sect-2	Speed	Sect-3	Speed	Laptime	Pit
1	Out	80.9	55.102	61.9	27.439	116.5	2:04.344		7	Out	73.7	1:01.300	60.7	35.291	85.8	2:18.811	
2	35.978	89.3	51.086	69.6	27.010	116.9	1:54.074		8	41.034	66.5	1:03.343	56.6	31.692	80.9	2:16.069	
3	35.689	87.3	49.000	71.0	27.107	118.1	1:51.796		9	43.066	61.6	1:00.307	62.9	30.378	92.7	2:13.751	
4	35.740	82.5	48.762	73.1	25.897	119.6	1:50.399		10	40.280	66.3	56.300	70.7	29.005	102.0	2:05.585	
5	34.969	87.0	48.503	71.1	25.662	121.1	1:49.134		11	39.171	75.2	54.262	70.6	28.373	108.6	2:01.806	
6	34.639	88.6	48.729	71.3	In		3:47.155	P	12								

11	Andrew Shepherd (SRB)								Lotus 23C								
lap	Sect-1	Speed	Sect-2	Speed	Sect-3	Speed	Laptime	Pit	lap	Sect-1	Speed	Sect-2	Speed	Sect-3	Speed	Laptime	Pit
1	Out	79.7	1:06.055	66.7	27.641	101.2	2:16.327		2								

14	Spiers-Hetherington (D)								TVR Griffith								
lap	Sect-1	Speed	Sect-2	Speed	Sect-3	Speed	Laptime	Pit	lap	Sect-1	Speed	Sect-2	Speed	Sect-3	Speed	Laptime	Pit
1	Out	36.2	In		In		4:01.077	P	3	Out	94.4	48.686	76.8	25.862	117.1	1:54.724	
2	Out	80.5	59.479	66.5	In		6:16.920	P	4	34.454	95.2	47.366	75.8	25.335	125.1	1:47.155	

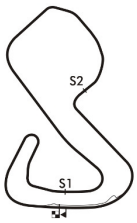

Session Start: 17:53:39 - Finish: 18:18:41
Weather/Track Conditions: Cloud / Dry
Circuit: Brands Hatch Grand Prix Circuit
Track Length: 3.916 Km - 2.4330 miles

MST

Full results available at www.mstworld.com. Email: timing@mstworld.com

Printed : 01-07-2017 - 18:23

Legends of Brands Hatch Superprix - 1 - 2 Jul 2017

HSCC Guards Trophy supported by Dunlop Tyres

Qualifying for Race 8 - Sector Analysis

16 Phillip Nelson (SRD) — Chevron B8

lap	Sect-1	Speed	Sect-2	Speed	Sect-3	Speed	Laptime	Pit	lap	Sect-1	Speed	Sect-2	Speed	Sect-3	Speed	Laptime	Pit
1	Out	87.1	50.589	71.3	27.277	117.7	1:55.974		6	33.024	93.9	46.916	75.6	24.802	120.9	1:44.742	
2	34.903	87.3	51.238	73.4	In		4:49.453	P	7	35.443	70.2	1:09.852	52.0	In		5:18.436	P
3	Out	89.3	47.789	78.4	26.333	117.9	1:51.440		8	Out	81.6	1:21.255	51.9	30.098	119.2	2:28.666	
4	34.330	92.5	47.458	75.7	25.342	121.1	1:47.130		9	33.498	93.0	46.111	79.3	24.872	121.8	1:44.481	
5	33.065	91.2	49.429	79.6	25.310	120.2	1:47.804		10	33.225	87.0	47.105	81.1	24.838	118.5	1:45.168	

18 Bartell-Mitchell (SRC) — Elva Mk7S

lap	Sect-1	Speed	Sect-2	Speed	Sect-3	Speed	Laptime	Pit	lap	Sect-1	Speed	Sect-2	Speed	Sect-3	Speed	Laptime	Pit
1							1:44.005		7			In		In		3:04.991	P
2							1:42.708		8	Out						2:19.366	
3							1:42.681		9							2:21.619	
4							1:46.155		10							2:20.409	
5							1:45.888		11							1:44.551	
6							1:41.443		12							1:43.490	

19 Gibson-Daunt (INV) — Lotus 19

lap	Sect-1	Speed	Sect-2	Speed	Sect-3	Speed	Laptime	Pit	lap	Sect-1	Speed	Sect-2	Speed	Sect-3	Speed	Laptime	Pit
1	Out	42.8	1:00.069	68.3	31.131	92.1	2:21.999		6	41.132	78.6	58.316	57.1	In		4:16.333	P
2	41.874	75.7	1:00.461	66.0	29.989	97.3	2:12.324		7	Out	59.1	1:06.608	53.9	34.217	78.5	2:34.213	
3	39.397	77.9	56.974	74.7	30.341	101.2	2:06.712		8	47.149	62.2	1:02.992	59.2	32.202	91.2	2:22.343	
4	38.493	80.6	53.594	75.6	30.496	103.1	2:02.583		9	43.105	67.2	1:13.272	55.5	In		5:39.171	P
5	37.308	81.4	55.584	69.6	29.595	98.0	2:02.487		10								

21 John Hutchison (A) — Lotus Elan 26R

lap	Sect-1	Speed	Sect-2	Speed	Sect-3	Speed	Laptime	Pit	lap	Sect-1	Speed	Sect-2	Speed	Sect-3	Speed	Laptime	Pit
1	Out	66.4	57.855	70.2	28.986	98.9	2:11.226		7	39.415	82.3	55.914	66.6	31.541	90.7	2:06.870	
2	40.113	79.7	57.371	66.3	29.170	104.9	2:06.654		8	41.946	71.8	1:00.069	61.3	33.257	84.2	2:15.272	
3	38.246	78.8	56.410	61.4	30.161	104.2	2:04.817		9	47.462	53.8	1:03.239	60.2	32.661	90.5	2:23.362	
4	38.604	82.5	55.533	66.0	30.579	102.6	2:04.716		10	42.544	69.3	1:13.277	53.3	33.516	90.1	2:29.337	
5	41.154	77.3	55.300	74.2	29.523	98.9	2:05.977		11	40.891	75.8	57.658	64.6	30.044	101.4	2:08.593	
6	39.361	83.7	54.458	73.4	28.750	105.0	2:02.569		12								

22 De Gres-Merrick (SRB) — Elva Mk7

lap	Sect-1	Speed	Sect-2	Speed	Sect-3	Speed	Laptime	Pit	lap	Sect-1	Speed	Sect-2	Speed	Sect-3	Speed	Laptime	Pit
1	Out	67.3	55.465	63.5	29.450	98.0	2:12.567		7	36.831	84.9	52.386	66.3	In		3:58.617	P
2	37.579	83.4	52.262	69.6	27.625	112.4	1:57.466		8	Out	58.8	1:07.776	56.2	33.327	76.3	2:28.933	
3	37.055	80.3	51.441	71.7	26.982	115.9	1:55.478		9	44.635	64.1	1:02.346	58.1	31.153	84.9	2:18.134	
4	36.232	84.1	49.865	74.7	26.579	117.3	1:52.676		10	41.158	71.9	56.327	68.5	27.992	105.7	2:05.477	
5	38.206	72.7	50.764	73.0	26.766	115.1	1:55.736		11	37.775	83.1	51.906	73.5	27.087	111.5	1:56.768	
6	35.104	90.7	49.554	75.3	26.045	114.5	1:50.703		12								

23 Darren Wilson (SRB) — Lotus 23B

lap	Sect-1	Speed	Sect-2	Speed	Sect-3	Speed	Laptime	Pit	lap	Sect-1	Speed	Sect-2	Speed	Sect-3	Speed	Laptime	Pit
1	Out	83.4	52.944	61.7	27.070	113.3	2:00.745		7	Out	90.9	50.026	71.0	31.582	76.0	2:03.133	
2	34.907	88.9	50.072	68.9	27.063	112.2	1:52.042		8	40.338	69.6	1:00.656	58.7	34.235	94.8	2:15.229	
3	34.643	89.7	50.666	73.8	26.096	113.5	1:51.405		9	45.078	58.8	1:03.257	48.9	32.797	80.2	2:21.132	
4	34.392	90.0	48.354	77.3	25.914	115.5	1:48.660		10	42.991	64.2	1:12.762	62.3	27.926	113.9	2:23.679	
5	33.909	85.7	49.032	75.0	26.356	116.1	1:49.297		11	35.898	88.9	49.074	71.7	26.774	115.1	1:51.746	
6	34.958	91.6	48.677	72.3	In		4:14.874	P	12	34.565	92.2	48.014	78.1	26.264	110.4	1:48.843	

25 Hibberd M-Hibberd A (SRB) — Lotus 23B

lap	Sect-1	Speed	Sect-2	Speed	Sect-3	Speed	Laptime	Pit	lap	Sect-1	Speed	Sect-2	Speed	Sect-3	Speed	Laptime	Pit
1	Out	85.0	50.116	76.0	26.391	116.1	1:54.959		7	33.101	94.6	47.202	79.4	31.889	83.7	1:52.192	
2	34.604	90.6	49.067	75.1	27.087	103.0	1:50.758		8	40.565	63.6	1:00.746	54.5	In		2:58.335	P
3	36.552	88.5	48.144	82.0	25.306	120.9	1:50.002		9	Out	92.1	52.708	78.8	29.327	94.2	2:01.688	
4	34.219	96.7	47.947	80.8	25.464	120.9	1:47.630		10	38.587	68.2	1:06.316	49.7	32.478	122.0	2:17.381	
5	35.830	89.9	50.230	72.0	In		4:11.636	P	11	33.200	99.6	46.288	82.5	25.056	123.5	1:44.544	
6	Out	96.1	48.609	75.6	25.484	123.8	1:50.868		12								

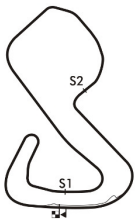

Session Start: 17:53:39 - Finish: 18:18:41
Weather/Track Conditions: Cloud / Dry
Circuit: Brands Hatch Grand Prix Circuit
Track Length: 3.916 Km - 2.4330 miles

MST

Full results available at www.mstworld.com. Email: timing@mstworld.com

Printed : 01-07-2017 - 18:23

Legends of Brands Hatch Superprix - 1 - 2 Jul 2017

HSCC Guards Trophy supported by Dunlop Tyres

Qualifying for Race 8 - Sector Analysis

32 Charles Allison (SRD) — Chevron B8

lap	Sect-1	Speed	Sect-2	Speed	Sect-3	Speed	Laptime	Pit
1	Out	82.9	51.031	64.1	26.469	121.1	1:55.824	
2	33.490	86.5	48.157	78.9	24.436	125.6	1:46.083	
3	33.597	91.9	49.288	76.9	24.420	124.7	1:47.305	
4	32.989	93.6	45.708	83.4	23.942	125.8	1:42.639	
5	32.493	93.4	45.236	82.1	24.545	122.9	1:42.274	
6	32.453	91.1	45.948	83.7	In		4:39.682	P
7	Out	95.2	52.262	63.8	In		5:43.727	P
8	Out	74.8	1:19.074	55.0	28.872	121.3	2:26.971	
9	32.946	94.6	45.137	83.2	24.341	125.1	1:42.424	
10	35.691	59.0	55.394	78.8	26.758	106.0	1:57.843	

33 Jeremy Deeley (SRE) — Rawlson CR6

lap	Sect-1	Speed	Sect-2	Speed	Sect-3	Speed	Laptime	Pit

37 Gardiner-Cox (D) — TVR Griffith

lap	Sect-1	Speed	Sect-2	Speed	Sect-3	Speed	Laptime	Pit
1	Out	90.3	48.124	76.4	25.564	128.2	1:53.753	
2	33.420	93.4	46.731	75.0	24.767	131.0	1:44.918	
3	33.110	94.3	46.390	73.8	24.770	130.0	1:44.270	
4	33.127	96.7	50.294	71.7	26.944	130.2	1:50.365	
5	32.985	97.4	46.418	76.8	In		3:24.455	P
6	Out	85.0	47.768	74.7	25.064	131.8	1:51.460	
7	32.667	93.5	46.953	82.0	24.443	131.5	1:44.063	
8	32.872	97.6	54.072	51.3	35.024	88.0	2:01.968	
9	36.897	77.0	53.560	68.7	27.578	106.2	1:58.035	
10	38.706	58.3	1:01.418	56.5	34.216	82.6	2:14.340	
11	40.690	60.5	1:09.248	69.3	25.463	129.0	2:15.401	
12								

38 Ugo-Bernberg (SRD) — Chevron B8

lap	Sect-1	Speed	Sect-2	Speed	Sect-3	Speed	Laptime	Pit
1	Out	86.2	51.120	74.0	26.332	118.1	1:59.422	
2	35.911	92.5	48.477	76.9	25.139	123.3	1:49.527	
3	33.703	97.3	46.822	78.1	24.847	123.8	1:45.372	
4	33.230	96.7	46.765	83.5	24.420	123.5	1:44.415	
5	32.734	99.5	46.291	79.8	29.223	115.9	1:48.248	
6	33.444	98.3	45.701	82.8	24.293	122.9	1:43.438	
7	33.931	97.9	47.067	71.0	In		4:45.442	P
8	Out	76.9	54.288	67.2	28.302	96.5	2:06.741	
9	36.762	83.3	59.074	54.1	34.276	82.4	2:10.112	
10	40.905	56.7	1:09.678	69.3	26.077	119.0	2:16.660	
11	33.759	86.8	48.694	72.9	25.891	118.1	1:48.344	
12	33.054	96.9	47.195	71.3	26.709	118.7	1:46.958	

41 Brian Casey (SRE) — Lenham P69

lap	Sect-1	Speed	Sect-2	Speed	Sect-3	Speed	Laptime	Pit
1	Out	76.8	54.312	68.1	27.425	114.9	2:02.366	
2	35.461	85.2	53.436	65.1	27.555	117.3	1:56.452	
3	34.843	90.7	49.576	74.7	In		3:16.306	P
4	Out	90.4	49.130	74.8	26.014	118.7	1:54.553	
5	34.510	94.0	48.220	77.2	25.772	106.2	1:48.502	
6	34.927	90.1	48.864	76.7	25.445	118.5	1:49.236	
7	34.141	94.4	48.460	74.2	31.152	92.5	1:53.753	
8	41.119	59.7	1:00.152	56.1	33.904	93.0	2:15.175	
9	46.567	54.4	1:03.593	54.8	32.933	80.0	2:23.093	
10	42.437	61.5	1:13.259	53.4	28.547	116.9	2:24.243	
11	34.831	93.0	49.899	73.4	25.540	121.5	1:50.270	
12	33.479	94.6	48.268	68.0	26.194	121.3	1:47.941	

42 Colman H-Colman M (SRD) — Chevron B8

lap	Sect-1	Speed	Sect-2	Speed	Sect-3	Speed	Laptime	Pit
1	Out	75.6	53.928	69.0	27.468	115.7	2:03.164	
2								

50 Richard Bateman (A) — Lotus Elan

lap	Sect-1	Speed	Sect-2	Speed	Sect-3	Speed	Laptime	Pit
1	Out	68.8	1:02.361	63.6	29.909	100.8	2:20.791	
2	39.610	75.7	56.682	66.7	29.582	105.9	2:05.874	
3	39.715	79.6	54.245	73.2	28.440	110.2	2:02.400	
4	37.377	81.3	52.806	71.6	28.233	110.7	1:58.416	
5	37.493	83.4	54.123	71.5	28.254	111.5	1:59.870	
6	38.500	77.9	53.431	74.5	27.915	111.1	1:59.846	
7	38.118	78.6	52.622	70.2	28.529	111.7	1:59.269	
8	41.935	63.3	1:05.001	54.6	33.219	76.0	2:20.155	
9	41.968	73.3	1:01.738	56.9	48.909	87.3	2:32.615	
10	43.372	56.5	1:04.377	44.1	31.485	111.7	2:19.234	
11	37.786	75.2	53.160	63.4	28.626	111.5	1:59.572	
12	37.653	81.4	52.411	75.2	27.978	113.0	1:58.042	

55 Shaw-Barter (A) — Lotus Elan GTS

lap	Sect-1	Speed	Sect-2	Speed	Sect-3	Speed	Laptime	Pit
1	Out	79.7	50.958	72.5	26.601	112.0	1:59.787	
2	35.058	85.7	49.345	75.6	26.401	112.0	1:50.804	
3	34.229	90.5	48.682	80.3	25.746	114.9	1:48.657	
4	33.718	92.7	48.346	76.8	25.619	114.1	1:47.683	
5	34.104	89.7	49.109	65.0	In		4:23.892	P
6	Out	78.4	52.359	67.1	26.797	113.2	1:58.287	
7	34.313	86.0	56.308	67.9	30.705	90.1	2:01.326	
8	38.726	72.4	55.481	63.1	30.309	93.6	2:04.516	
9	39.703	63.2	1:02.406	57.4	32.255	88.6	2:14.364	
10	42.389	61.2	1:10.166	57.2	28.080	104.9	2:20.635	
11	36.161	84.3	49.410	73.8	26.249	113.5	1:51.820	
12	34.450	86.0	48.656	76.4	26.067	113.9	1:49.173	

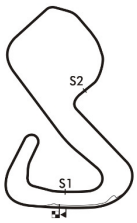

Session Start: 17:53:39 - Finish: 18:18:41
Weather/Track Conditions: Cloud / Dry
Circuit: Brands Hatch Grand Prix Circuit
Track Length: 3.916 Km - 2.4330 miles

Legends of Brands Hatch Superprix - 1 - 2 Jul 2017

HSCC Guards Trophy supported by Dunlop Tyres

Qualifying for Race 8 - Sector Analysis

65 Thompson-Hales (D) — TVR Griffith

lap	Sect-1	Speed	Sect-2	Speed	Sect-3	Speed	Laptime	Pit
1	Out	74.0	51.103	74.5	25.793	120.2	1:57.606	
2	36.189	87.3	48.928	77.3	25.474	122.2	1:50.591	
3	34.926	87.9	50.444	73.6	25.879	120.4	1:51.249	
4	34.748	93.1	47.836	78.9	25.219	124.5	1:47.803	
5	34.357	90.7	48.003	76.6	25.016	125.1	1:47.376	
6	34.127	91.4	47.515	78.4	24.845	126.1	1:46.487	
7	35.097	83.2	49.628	71.3	In		3:31.223	P
8	Out	89.1	52.793	49.8	31.998	84.6	2:07.929	
9	42.955	53.7	1:02.322	51.8	49.914	66.3	2:35.191	
10	42.369	48.5	1:12.673	57.8	28.724	126.8	2:23.766	
11	33.922	94.8	47.693	76.7	24.958	128.5	1:46.573	
12	33.791	97.2	46.368	78.1	24.680	126.6	1:44.839	

68 Gordon-Finburgh (C) — Lotus Elite S2

lap	Sect-1	Speed	Sect-2	Speed	Sect-3	Speed	Laptime	Pit
1	Out	71.3	59.574	64.1	31.000	94.4	2:15.689	
2	39.200	75.4	56.482	67.8	29.802	98.0	2:05.484	
3	38.735	77.4	56.164	64.1	29.619	98.3	2:04.518	
4	37.535	77.7	53.924	68.4	30.859	98.3	2:02.318	
5	37.371	77.7	55.081	71.6	28.920	98.6	2:01.372	
6	37.545	76.2	53.992	68.3	In		3:55.447	P
7	Out	74.9	58.805	56.6	32.952	83.2	2:15.678	
8	42.087	70.9	1:02.464	55.4	49.236	69.3	2:33.787	
9	42.394	53.6	1:04.135	52.6	32.569	99.5	2:19.098	
10	40.717	71.6	55.973	68.0	29.361	100.5	2:06.051	
11	39.397	76.2	55.153	67.6	29.717	99.0	2:04.267	
12								

72 Jamie Boot (C) — Jaguar E-type

lap	Sect-1	Speed	Sect-2	Speed	Sect-3	Speed	Laptime	Pit
1	Out	75.5	55.052	65.7	28.097	113.2	2:04.260	
2	36.357	82.9	50.255	74.5	26.321	113.7	1:52.933	
3	35.638	84.1	48.995	70.6	26.907	118.1	1:51.540	
4	36.415	85.1	48.638	75.1	26.081	119.4	1:51.134	
5	34.847	88.1	48.633	75.9	25.866	121.8	1:49.346	
6	34.559	88.7	48.555	75.0	26.030	115.9	1:49.144	

73 Michael Lillywhite (B) — MG B

lap	Sect-1	Speed	Sect-2	Speed	Sect-3	Speed	Laptime	Pit
1	Out	71.0	1:00.720	63.8	29.788	101.6	2:15.423	
2	39.426	74.5	57.313	67.5	29.085	103.6	2:05.824	
3	40.412	72.0	55.300	71.0	28.627	103.6	2:04.339	
4	37.125	78.9	54.606	68.6	29.462	103.3	2:01.193	
5	37.386	79.9	54.359	71.5	28.844	104.4	2:00.589	
6	36.570	82.6	56.322	67.1	28.528	103.3	2:01.420	
7	36.492	81.6	53.421	74.4	28.156	103.6	1:58.069	
8	39.581	71.6	1:01.885	56.8	33.153	86.0	2:14.619	
9	42.098	73.4	1:01.865	58.0	49.535	67.5	2:33.498	
10	42.524	54.6	1:03.970	46.8	32.219	102.6	2:18.713	
11	38.134	80.5	53.881	71.6	28.577	103.7	2:00.592	
12	36.977	82.0	53.583	76.5	28.200	103.9	1:58.760	

75 Voyazides-Hadfield (D) — Shelby Daytona Cobra

lap	Sect-1	Speed	Sect-2	Speed	Sect-3	Speed	Laptime	Pit
1	Out	79.3	49.859	71.0	25.298	126.3	1:56.349	
2	35.437	90.7	47.634	75.0	24.944	128.7	1:48.015	
3	33.552	91.9	46.677	77.7	24.799	128.7	1:45.028	
4	33.732	90.3	47.701	74.7	25.686	124.5	1:47.119	
5	33.490	90.9	47.380	74.9	27.857	118.7	1:48.727	
6	33.716	88.8	48.404	67.3	25.259	126.3	1:47.379	
7	33.566	89.2	51.191	71.3	In		2:50.945	P
8	Out	97.7	46.714	78.4	28.795	84.7	1:51.390	
9	38.759	81.1	1:03.843	53.4	34.167	77.7	2:16.769	
10	48.115	54.3	1:02.122	53.2	31.981	94.3	2:22.218	
11	43.746	68.5	1:13.429	51.5	26.945	126.6	2:24.120	
12	33.262	100.2	46.373	82.3	24.607	129.7	1:44.242	
13	33.547	99.5	46.189	81.1	24.734	130.0	1:44.470	
14								

77 Robin Ellis (SRB) — Elva Mk7

lap	Sect-1	Speed	Sect-2	Speed	Sect-3	Speed	Laptime	Pit
1	Out	66.1	55.475	61.2	27.078	111.8	2:09.156	
2	35.042	89.1	49.574	77.6	25.198	117.7	1:49.814	
3	33.532	95.2	48.627	71.5	27.530	114.9	1:49.689	
4	34.264	93.9	47.455	74.8	25.148	118.7	1:46.867	
5	33.601	91.2	47.260	73.6	24.846	119.2	1:45.707	
6	33.477	91.9	47.219	75.4	25.044	120.4	1:45.740	
7	33.447	95.4	51.510	69.7	25.329	117.5	1:50.286	
8	33.789	95.0	47.933	73.4	26.427	87.2	1:48.149	
9	49.254	56.6	1:06.377	53.9	34.207	72.9	2:29.838	
10	48.175	52.7	1:02.297	52.3	32.027	88.7	2:22.499	
11	43.470	65.4	1:13.526	50.5	28.365	118.3	2:25.361	
12	34.574	95.2	47.249	75.1	25.229	117.9	1:47.052	
13	33.564	93.6	47.963	71.3	25.941	115.5	1:47.468	
14								

82 Bob Binfield (C) — Jaguar E-type

lap	Sect-1	Speed	Sect-2	Speed	Sect-3	Speed	Laptime	Pit
1	Out	58.0	54.272	71.3	28.815	108.4	2:08.414	
2	37.850	79.4	52.856	73.5	28.102	111.1	1:58.808	
3	37.039	83.6	53.827	71.2	28.696	112.2	1:59.562	
4	37.019	85.9	52.085	73.9	27.676	113.2	1:56.780	
5	36.941	85.1	52.185	72.0	27.905	112.6	1:57.031	
6	36.559	85.2	52.060	75.6	27.614	113.7	1:56.233	
7	37.096	82.9	53.071	63.1	29.552	100.6	1:59.719	
8								

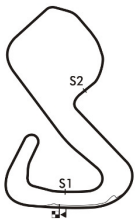

Session Start: 17:53:39 - Finish: 18:18:41
Weather/Track Conditions: Cloud / Dry
Circuit: Brands Hatch Grand Prix Circuit
Track Length: 3.916 Km - 2.4330 miles

MST

Legends of Brands Hatch Superprix - 1 - 2 Jul 2017

HSCC Guards Trophy supported by Dunlop Tyres

Qualifying for Race 8 - Sector Analysis

168	Pickett De-Pickett Da (B)								MG B								
lap	Sect-1	Speed	Sect-2	Speed	Sect-3	Speed	Laptime	Pit	lap	Sect-1	Speed	Sect-2	Speed	Sect-3	Speed	Laptime	Pit
1	Out	71.9	59.111	67.3	32.453	92.1	2:16.393		6	39.288	74.7	58.584	60.7	31.125	94.2	2:08.997	
2	40.587	73.0	1:00.070	65.7	31.994	93.6	2:12.651		7	39.325	74.6	1:03.621	60.3	In		3:52.322	P
3	40.058	74.2	59.679	67.3	31.187	94.2	2:10.924		8	Out	65.9	1:03.049	60.2	33.575	91.6	2:23.757	
4	41.174	71.7	57.824	69.6	32.273	93.0	2:11.271		9	42.149	71.4	1:13.090	60.4	32.412	93.1	2:27.651	
5	40.068	73.9	57.365	73.4	30.515	94.6	2:07.948		10	44.004	72.4	1:00.409	65.8	32.941	91.2	2:17.354	

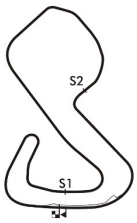

Session Start: 17:53:39 - Finish: 18:18:41
Weather/Track Conditions: Cloud / Dry
Circuit: Brands Hatch Grand Prix Circuit
Track Length: 3.916 Km - 2.4330 miles

Legends of Brands Hatch Superprix - 1 - 2 Jul 2017

HSCC Guards Trophy supported by Dunlop Tyres

Qualifying for Race 8 - Best Sector Times

	SECTOR 1			SECTOR 2			SECTOR 3		
	NO	TIME	LAP	NO	TIME	LAP	NO	TIME	LAP
1	7	31.840	8	32	45.137	9	32	23.942	4
2	32	32.453	6	7	45.371	7	7	24.278	8
3	6	32.540	7	38	45.701	6	38	24.293	6
4	37	32.667	7	16	46.111	9	6	24.330	6
5	38	32.734	5	75	46.189	13	37	24.443	7
6	5	32.912	6	25	46.288	11	75	24.607	12
7	16	33.024	6	65	46.368	12	65	24.680	12
8	1	33.055	7	37	46.390	3	5	24.758	13
9	25	33.101	7	6	46.579	7	16	24.802	6
10	75	33.262	12	5	46.841	7	77	24.846	5
11	77	33.447	7	77	47.219	6	25	25.056	11
12	41	33.479	12	14	47.366	4	14	25.335	4
13	55	33.718	4	1	47.630	4	41	25.445	6
14	65	33.791	12	23	48.014	12	55	25.619	4
15	23	33.909	5	41	48.220	5	10	25.662	5
16	14	34.454	4	55	48.346	4	1	25.725	4
17	72	34.559	6	10	48.503	5	72	25.866	5
18	10	34.639	6	72	48.555	6	23	25.914	4
19	42	35.040	2	22	49.554	6	22	26.045	6
20	22	35.104	6	42	51.595	2	42	27.468	1
21	73	36.492	7	82	52.060	6	82	27.614	6
22	82	36.559	6	50	52.411	12	11	27.641	1
23	19	37.308	5	73	53.421	7	50	27.915	6
24	68	37.371	5	19	53.594	4	73	28.156	7
25	50	37.377	4	68	53.924	4	21	28.750	6
26	21	38.246	3	21	54.458	6	68	28.920	5
27	11	38.803	2	168	57.365	5	19	29.595	5
28	168	39.288	6	11	1:06.055	1	168	30.515	5
29	18			18			18		
30	33			33			33		

IDEAL / BEST LAP COMPARISON

NO	NAME	BEST	IN	IDEAL	DIFF
18	Bartell-Mitchell	1:41.443	6		+
7	Chris Goodwin	1:41.492	8	1:41.489	+0.003
32	Charles Allison	1:42.274	5	1:41.532	+0.742
38	Ugo-Bernberg	1:43.438	6	1:42.728	+0.710
37	Gardiner-Cox	1:44.063	7	1:43.500	+0.563
6	Thompson-McClurg	1:44.162	7	1:43.449	+0.713
75	Voyazides-Hadfield	1:44.242	12	1:44.058	+0.184
16	Phillip Nelson	1:44.481	9	1:43.937	+0.544
25	Hibberd M-Hibberd A	1:44.544	11	1:44.445	+0.099
65	Thompson-Hales	1:44.839	12	1:44.839	+0.000
5	Sam Thomas	1:45.451	6	1:44.511	+0.940
77	Robin Ellis	1:45.707	5	1:45.512	+0.195
1	John Davison	1:46.599	4	1:46.410	+0.189
14	Spiers-Hetherington	1:47.155	4	1:47.155	+0.000
55	Shaw-Barter	1:47.683	4	1:47.683	+0.000
41	Brian Casey	1:47.941	12	1:47.144	+0.797
23	Darren Wilson	1:48.660	4	1:47.837	+0.823
10	Tizzard-McCarthy	1:49.134	5	1:48.804	+0.330
72	Jamie Boot	1:49.144	6	1:48.980	+0.164
22	De Gres-Merrick	1:50.703	6	1:50.703	+0.000
82	Bob Binfield	1:56.233	6	1:56.233	+0.000
50	Richard Bateman	1:58.042	12	1:57.703	+0.339
73	Michael Lillywhite	1:58.069	7	1:58.069	+0.000
68	Gordon-Finburgh	2:01.372	5	2:00.215	+1.157
19	Gibson-Daunt	2:02.487	5	2:00.497	+1.990
21	John Hutchison	2:02.569	6	2:01.454	+1.115
168	Pickett De-Pickett D	2:07.948	5	2:07.168	+0.780
11	Andrew Shepherd			2:12.499	3:42.276
42	Colman H-Colman M			1:54.103	9:00.672
33	Jeremy Deeley				+

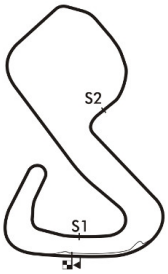

Session Start: 17:53:39 - Finish: 18:18:41
Weather/Track Conditions: Cloud / Dry
Circuit: Brands Hatch Grand Prix Circuit
Track Length: 3.916 Km - 2.4330 miles

Legends of Brands Hatch Superprix - 1 - 2 Jul 2017

HSCC Guards Trophy supported by Dunlop Tyres

Qualifying for Race 8 - Best Sector Speeds

	NO	SECTOR 1	MPH	NO	SECTOR 2	MPH	NO	SECTOR 3	MPH
1	7	Chris Goodwin	100.5	5	Sam Thomas	86.0	37	Gardiner-Cox	131.8
2	75	Voyazides-Hadfield	100.2	7	Chris Goodwin	84.4	75	Voyazides-Hadfield	130.0
3	25	Hibberd M-Hibberd A	99.6	32	Charles Allison	83.7	65	Thompson-Hales	128.5
4	38	Ugo-Bernberg	99.5	38	Ugo-Bernberg	83.5	6	Thompson-McClurg	126.6
5	37	Gardiner-Cox	97.6	25	Hibberd M-Hibberd A	82.5	32	Charles Allison	125.8
6	65	Thompson-Hales	97.2	75	Voyazides-Hadfield	82.3	14	Spiers-Hetherington	125.1
7	5	Sam Thomas	96.3	37	Gardiner-Cox	82.0	7	Chris Goodwin	124.9
8	14	Spiers-Hetherington	96.3	16	Phillip Nelson	81.1	25	Hibberd M-Hibberd A	123.8
9	1	John Davison	95.8	1	John Davison	80.6	38	Ugo-Bernberg	123.8
10	77	Robin Ellis	95.4	6	Thompson-McClurg	80.5	16	Phillip Nelson	121.8
11	32	Charles Allison	95.2	55	Shaw-Barter	80.3	72	Jamie Boot	121.8
12	41	Brian Casey	94.6	65	Thompson-Hales	78.9	41	Brian Casey	121.5
13	6	Thompson-McClurg	94.0	23	Darren Wilson	78.1	10	Tizzard-McCarthy	121.1
14	16	Phillip Nelson	93.9	77	Robin Ellis	77.6	77	Robin Ellis	120.4
15	55	Shaw-Barter	92.7	41	Brian Casey	77.2	5	Sam Thomas	120.0
16	23	Darren Wilson	92.2	14	Spiers-Hetherington	76.8	1	John Davison	117.5
17	22	De Gres-Merrick	90.7	73	Michael Lillywhite	76.5	22	De Gres-Merrick	117.3
18	10	Tizzard-McCarthy	89.3	72	Jamie Boot	75.9	23	Darren Wilson	116.1
19	72	Jamie Boot	88.7	42	Colman H-Colman M	75.7	42	Colman H-Colman M	115.7
20	82	Bob Binfield	85.9	19	Gibson-Daunt	75.6	55	Shaw-Barter	114.9
21	42	Colman H-Colman M	85.2	82	Bob Binfield	75.6	82	Bob Binfield	113.7
22	21	John Hutchison	83.7	22	De Gres-Merrick	75.3	50	Richard Bateman	113.0
23	50	Richard Bateman	83.4	50	Richard Bateman	75.2	21	John Hutchison	105.0
24	11	Andrew Shepherd	83.2	21	John Hutchison	74.2	73	Michael Lillywhite	104.4
25	73	Michael Lillywhite	82.6	168	Pickett De-Pickett Da	73.4	19	Gibson-Daunt	103.1
26	19	Gibson-Daunt	81.4	10	Tizzard-McCarthy	73.1	11	Andrew Shepherd	101.2
27	68	Gordon-Finburgh	77.7	68	Gordon-Finburgh	71.6	68	Gordon-Finburgh	100.5
28	168	Pickett De-Pickett Da	74.7	11	Andrew Shepherd	66.7	168	Pickett De-Pickett Da	94.6
29	33	Jeremy Deeley	38.3	18	Bartell-Mitchell	0.0	18	Bartell-Mitchell	0.0
30	18	Bartell-Mitchell	0.0	33	Jeremy Deeley	0.0	33	Jeremy Deeley	0.0

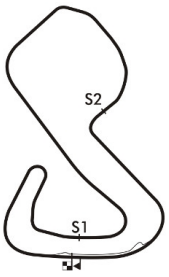

Session Start: 17:53:39 - Finish: 18:18:41
Weather/Track Conditions: Cloud / Dry
Circuit: Brands Hatch Grand Prix Circuit
Track Length: 3.916 Km - 2.4330 miles

Legends of Brands Hatch Superprix - 1 - 2 Jul 2017

HSCC Historic Formula Ford with Avon Tyres, Radio Caroline & Titan Historic Racing

Race 10 - Starting Grid

Sheet No:

Start Time : 14:10 - Heat Duration : 20 Minutes

ROW				
19	37	26	John Slack	
18	35	88	Chris Stuart	
17	33	2	Alison Langridge	
16	31	71	Alan Cook	
15	29	114	Phil Nelson	
14	27	73	Ed Thurston	
13	25	64	Cameron Jackson	
12	23	32	Nigel Adams	
11	21	19	Stephen King	
10	19	81	James Lovett	
9	17	7	Robs Lamplough	
8	15	14	Neil Shinner	
7	13	27	Dick Dixon	
6	11	46	Stuart Dix	
5	9	66	Andrew Wiggins	
4	7	75	Daniel Pickett	
3	5	36	Rob Smith	
2	3	22	Tim Brise	
1	1	17	Brian Morris	
			Pole Right	
	36	39	Michael Richings	
	34	31	John Emery	
	32	18	Bill Cowing	
	30	41	Paul Unsworth	
	28	82	Lee Penson	
	26	72	Alistair Littlewood	
	24	58	Michael Grant Peterkin	
	22	177	Peter Hannam	
	20	93	Rudolf Ernst	
	18	122	Chris Williams	
	16	49	Harvey Sykes	
	14	47	Louis Hanjoul	
	12	35	Michael Rasper	
	10	87	Ian Jeary	
	8	77	Chris Sharples	
	6	20	Kevin Stanzl	
	4	56	Roland Svensson	
	2	29	Westie Mitchell	

Circuit: Brands Hatch Grand Prix Circuit
Track Length: 3.916 Km - 2.4330 miles

These results are provisional until the conclusion of any judicial and technical matters.

Clerk of the Course:	Timekeeper:	Issued at:
Julian Floyd	Nick Palmer	

MST

Printed : 02-07-2017 - 08:52

Full results available at www.mstworld.com. Email: timing@mstworld.com

Legends of Brands Hatch Superprix - 1 - 2 Jul 2017

HSCC Guards Trophy supported by Dunlop Tyres

Race 8 - Starting Grid

Sheet No:

Start Time : 11:40 - Heat Duration : 40 Minutes

ROW							
15	29	42	Colman H-Colman M	30	33	Jeremy Deeley
14	27	168	Pickett De-Pickett Da	28	11	Andrew Shepherd
13	25	19	Gibson-Daunt	26	21	John Hutchison
12	23	73	Michael Lillywhite	24	68	Gordon-Finburgh
11	21	82	Bob Binfield	22	50	Richard Bateman
10	19	72	Jamie Boot	20	22	De Gres-Merrick
9	17	23	Darren Wilson	18	10	Tizzard-McCarthy
8	15	55	Shaw-Barter	16	41	Brian Casey
7	13	1	John Davison	14	14	Spiers-Hetherington
6	11	5	Thomas-Simms	12	77	Robin Ellis
5	9	25	Hibberd M-Hibberd A	10	65	Thompson-Hales
4	7	75	Voyazides-Hadfield	8	16	Phillip Nelson
3	5	37	Gardiner-Cox	6	6	Thompson-McClurg
2	3	32	Charles Allison	4	38	Ugo-Bernberg
1	1	18	Bartell-Mitchell	2	7	Chris Goodwin

Pole Right

Circuit: Brands Hatch Grand Prix Circuit
Track Length: 3.916 Km - 2.4330 miles

These results are provisional until the conclusion of any judicial and technical matters.

Clerk of the Course:	Timekeeper:	Issued at:
Julian Floyd	Nick Palmer	

MST

Printed : 02-07-2017 - 09:48

Full results available at www.mstworld.com. Email: timing@mstworld.com

Legends of Brands Hatch Superprix - 1 - 2 Jul 2017

HSCC Historic Road Sports supported by Witchampton Garage

Qualifying for Race 14 - Classification

Sheet No:

POS	NO	DRIVER/S	CLASS	CLASS POS	CAR MAKE / MODEL	TIME	ON	LAPS	GAP	DIFF	MPH
1	26	John Davison	C	1	Lotus Elan S1	1:45.671	4	7			82.89
2	5	Peter Shaw	C	2	Lotus Elan S1	1:45.998	4	8	0.327	0.327	82.63
3	111	William Plant	A	1	Morgan Plus 8	1:46.588	4	8	0.917	0.590	82.17
4	98	Kevin Kivlochan	A	2	Morgan Plus 8	1:47.085	4	6	1.414	0.497	81.79
5	69	Andy Shepherd	C	3	Lotus Seven S2	1:49.016	6	7	3.345	1.931	80.34
6	84	Ian Burford	C	4	Ginetta G4	1:49.754	2	3	4.083	0.738	79.80
7	36	Frazer Gibney	C	5	Lotus Elan S1	1:49.950	6	8	4.279	0.196	79.66
8	45	Barry Ashdown	C	6	Lotus Elan	1:50.628	6	6	4.957	0.678	79.17
9	15	Mike Eagles	A	3	DeTomaso Mangusta	1:50.932	2	8	5.261	0.304	78.96
10	11	Larry Tucker	G	1	Shelby Mustang GT350R	1:51.682	7	8	6.011	0.750	78.43
11	55	Nick Savage	A	4	Chevrolet Camaro	1:55.028	6	8	9.357	3.346	76.14
12	23	Shaun Haddrell	E	1	Turner Mk1	1:55.271	4	8	9.600	0.243	75.98
13	102	Stephen Winter	G	2	Porsche 911	1:57.199	5	7	11.528	1.928	74.73
14	115	John Burton	G	3	Jaguar XK120	1:57.413	2	4	11.742	0.214	74.60
15	1	Dick Coffey	E	2	Turner Mk1	1:57.546	6	7	11.875	0.133	74.51
16	61	Larry Kennedy	C	7	Lotus Elan S1	1:57.648	5	7	11.977	0.102	74.45
17	110	Charles Rainford	G	4	Austin Healey Lenham Sprite	1:57.703	7	7	12.032	0.055	74.41
18	91	Richard Owen	F	1	Triumph TR2	1:59.572	4	7	13.901	1.869	73.25
19	101	Peter Bowyer	G	5	MG B Roadster	1:59.643	6	7	13.972	0.071	73.21
20	68	Marc Gordon	G	6	Lotus Elite S2	1:59.781	3	7	14.110	0.138	73.12
21	38	James Owen	B	1	Triumph TR5	2:00.400	6	7	14.729	0.619	72.75
22	28	Nick Smith	G	7	MG B	2:00.576	4	4	14.905	0.176	72.64
23	41	Nik Spencer	D	1	MG B	2:00.926	3	6	15.255	0.350	72.43
24	88	Paul Brown	D	2	MG B	2:02.172	4	5	16.501	1.246	71.69
25	29	Simon Bowrey	G	8	Porsche 911	2:02.410	4	6	16.739	0.238	71.55
26	37	Mervyn Selwyn	C	8	Lotus Elan S3	2:03.558	5	6	17.887	1.148	70.89
27	6	Johan Denekamp	B	2	TVR Tuscan	2:03.905	4	6	18.234	0.347	70.69
28	22	Tony Davis	E	3	Austin Healey Sprite	2:05.815	4	7	20.144	1.910	69.62
29	10	Ian Ross	E	4	Ginetta G15	2:09.610	5	7	23.939	3.795	67.58

Cars 22, 28 & 88 - transponder working intermittently, please check position.

Session Start: 10:00:14 - Finish: 10:15:02
Weather/Track Conditions: Sun / Dry
Circuit: Brands Hatch Grand Prix Circuit
Track Length: 3.916 Km - 2.4330 miles

These results are provisional until the conclusion of any judicial and technical matters.

Clerk of the Course:	Timekeeper:	Issued at:
Julian Floyd	Nick Palmer	

MST

Printed : 02-07-2017 - 10:17

Full results available at www.mstworld.com. Email: timing@mstworld.com

Legends of Brands Hatch Superprix - 1 - 2 Jul 2017

HSCC Historic Road Sports supported by Witchampton Garage

Qualifying for Race 14 - Sector Analysis

1 Dick Coffey (E) — Turner Mk1

lap	Sect-1	Speed	Sect-2	Speed	Sect-3	Speed	Laptime	Pit	lap	Sect-1	Speed	Sect-2	Speed	Sect-3	Speed	Laptime	Pit
1	Out	75.7	57.938	60.4	30.231	99.0	2:11.721		5	36.157	79.2	54.786	74.7	28.277	101.4	1:59.220	
2	39.414	76.3	59.953	64.1	30.161	100.0	2:09.528		6	35.809	79.2	52.992	70.1	28.745	103.1	1:57.546	
3	37.265	78.5	54.931	64.2	29.182	100.5	2:01.378		7	37.078	80.1	53.899	62.9	29.536	90.6	2:00.513	
4	36.617	78.8	52.836	71.3	29.162	100.5	1:58.615		8								

5 Peter Shaw (C) — Lotus Elan S1

lap	Sect-1	Speed	Sect-2	Speed	Sect-3	Speed	Laptime	Pit	lap	Sect-1	Speed	Sect-2	Speed	Sect-3	Speed	Laptime	Pit
1	Out	75.2	52.174	66.6	26.885	114.7	1:59.133		5	36.451	82.4	51.647	71.4	25.954	114.3	1:54.052	
2	33.650	88.7	47.899	76.6	25.831	115.7	1:47.380		6	36.795	83.4	49.594	76.8	25.487	117.7	1:51.876	
3	33.360	93.5	47.401	80.6	25.598	116.7	1:46.359		7	33.561	80.5	49.725	71.3	26.099	116.5	1:49.385	
4	33.380	93.8	47.379	79.7	25.239	117.1	1:45.998		8	33.827	90.3	48.223	62.8	33.230	76.9	1:55.280	

6 Johan Denekamp (B) — TVR Tuscan

lap	Sect-1	Speed	Sect-2	Speed	Sect-3	Speed	Laptime	Pit	lap	Sect-1	Speed	Sect-2	Speed	Sect-3	Speed	Laptime	Pit
1	Out	65.9	1:00.342	63.1	31.388	93.8	2:19.798		4	38.733	74.2	55.336	64.8	29.836	99.2	2:03.905	
2	40.832	75.8	58.452	63.9	29.609	98.4	2:08.893		5	38.475	76.0	55.658	65.6	30.047	96.0	2:04.180	
3	39.428	77.0	56.296	63.8	29.711	94.0	2:05.435		6	40.047	75.8	55.570	62.1	29.855	100.9	2:05.472	

10 Ian Ross (E) — Ginetta G15

lap	Sect-1	Speed	Sect-2	Speed	Sect-3	Speed	Laptime	Pit	lap	Sect-1	Speed	Sect-2	Speed	Sect-3	Speed	Laptime	Pit
1	Out	72.1	59.805	64.1	32.384	89.2	2:19.329		5	40.505	73.5	57.326	65.8	31.779	91.7	2:09.610	
2	40.954	73.7	1:01.040	59.1	32.423	90.3	2:14.417		6	41.316	78.4	57.742	68.8	30.864	91.9	2:09.922	
3	41.114	72.6	58.275	67.1	31.484	87.8	2:10.873		7	39.597	74.2	58.564	45.4	32.347	83.0	2:10.508	
4	40.859	72.0	59.684	65.6	32.070	90.4	2:12.613		8								

11 Larry Tucker (G) — Shelby Mustang GT350R

lap	Sect-1	Speed	Sect-2	Speed	Sect-3	Speed	Laptime	Pit	lap	Sect-1	Speed	Sect-2	Speed	Sect-3	Speed	Laptime	Pit
1	Out	72.6	55.537	65.6	27.814	112.0	2:04.945		5	35.800	88.9	51.444	74.7	26.578	115.9	1:53.822	
2	36.598	82.6	53.126	78.3	26.861	115.9	1:56.585		6	35.318	90.9	50.896	73.1	26.452	116.5	1:52.666	
3	35.970	87.0	51.607	68.7	26.688	115.1	1:54.265		7	35.259	90.6	50.201	73.0	26.222	116.9	1:51.682	
4	35.690	87.1	51.638	73.1	26.827	115.1	1:54.155		8	35.213	92.9	53.287	64.1	27.108	118.5	1:55.608	

15 Mike Eagles (A) — DeTomaso Mangusta

lap	Sect-1	Speed	Sect-2	Speed	Sect-3	Speed	Laptime	Pit	lap	Sect-1	Speed	Sect-2	Speed	Sect-3	Speed	Laptime	Pit
1	Out	75.8	53.487	70.4	27.483	111.7	2:03.894		5	35.095	92.0	49.665	71.0	27.123	118.7	1:51.883	
2	35.297	87.2	49.709	72.3	25.926	120.2	1:50.932		6	35.594	91.5	50.106	64.6	26.872	105.0	1:52.572	
3	36.871	92.1	49.934	69.2	25.944	121.1	1:52.749		7	35.887	91.6	50.148	72.9	26.342	118.5	1:52.377	
4	35.459	93.5	49.482	71.0	26.060	120.9	1:51.001		8	35.591	86.1	52.041	50.4	28.473	105.0	1:56.105	

22 Tony Davis (E) — Austin Healey Sprite

lap	Sect-1	Speed	Sect-2	Speed	Sect-3	Speed	Laptime	Pit	lap	Sect-1	Speed	Sect-2	Speed	Sect-3	Speed	Laptime	Pit
1	Out	69.1	1:01.943	61.5	30.607	93.8	2:20.256		5	38.716	74.6	58.850	69.2	29.848	95.4	2:07.414	
2	40.178	71.0	58.827	61.2	30.673	96.0	2:09.678		6	38.894	70.1	56.695	68.4	30.320	93.6	2:05.909	
3	38.681	72.9	57.217	66.2	30.453	94.0	2:06.351		7	38.623	72.3	57.317	62.1	30.000	96.3	2:05.940	
4	38.479	71.8	57.265	69.0	30.071	94.0	2:05.815		8								

23 Shaun Haddrell (E) — Turner Mk1

lap	Sect-1	Speed	Sect-2	Speed	Sect-3	Speed	Laptime	Pit	lap	Sect-1	Speed	Sect-2	Speed	Sect-3	Speed	Laptime	Pit
1	Out	77.8	54.721	64.2	28.086	104.9	2:08.188		5	35.964	87.1	52.894	71.0	27.559	107.6	1:56.417	
2	37.439	81.2	51.843	72.0	27.250	106.5	1:56.532		6	35.878	86.3	52.250	74.8	27.219	107.4	1:55.347	
3	36.211	84.2	52.394	71.3	27.520	107.0	1:56.125		7	36.323	87.7	53.757	73.8	27.091	108.4	1:57.171	
4	36.463	87.7	51.715	74.7	27.093	107.7	1:55.271		8	35.683	88.0	53.393	49.2	28.892	91.9	1:57.968	

26 John Davison (C) — Lotus Elan S1

lap	Sect-1	Speed	Sect-2	Speed	Sect-3	Speed	Laptime	Pit	lap	Sect-1	Speed	Sect-2	Speed	Sect-3	Speed	Laptime	Pit
1	Out	68.9	52.395	64.2	27.310	112.8	1:59.294		5	39.589	50.3	59.177	69.5	In		4:44.730	P
2	34.267	89.4	47.621	78.5	25.678	114.3	1:47.566		6	Out	88.2	50.332	69.7	26.746	115.1	1:54.445	
3	33.151	91.2	47.372	79.4	25.540	115.5	1:46.063		7	34.702	83.2	52.516	50.4	29.875	114.1	1:57.093	
4	33.000	92.7	47.549	79.7	25.122	115.7	1:45.671		8								

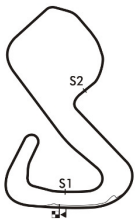

Session Start: 10:00:14 - Finish: 10:15:02
Weather/Track Conditions: Sun / Dry
Circuit: Brands Hatch Grand Prix Circuit
Track Length: 3.916 Km - 2.4330 miles

MST

Legends of Brands Hatch Superprix - 1 - 2 Jul 2017

HSCC Historic Road Sports supported by Witchampton Garage

Qualifying for Race 14 - Sector Analysis

28 Nick Smith (G) — MG B

lap	Sect-1	Speed	Sect-2	Speed	Sect-3	Speed	Laptime	Pit	lap	Sect-1	Speed	Sect-2	Speed	Sect-3	Speed	Laptime	Pit
1	37.858		58.866	57.2	33.785	78.3	2:10.509		3	39.687		56.144	76.8	29.059		2:04.890	
2	44.446		55.940	71.8	29.166	101.7	2:09.552		4	36.671		55.730	71.8	28.175	103.1	2:00.576	

29 Simon Bowrey (G) — Porsche 911

lap	Sect-1	Speed	Sect-2	Speed	Sect-3	Speed	Laptime	Pit	lap	Sect-1	Speed	Sect-2	Speed	Sect-3	Speed	Laptime	Pit
1	Out	70.6	57.498	64.2	29.406	101.1	2:10.480		4	38.707	78.8	55.043	71.1	28.660	102.0	2:02.410	
2	39.751	76.3	57.017	65.1	29.726	103.4	2:06.494		5	38.254	80.6	55.781	69.5	28.793	101.2	2:02.828	
3	38.972	75.6	55.360	66.6	28.857	98.3	2:03.189		6	39.282	67.1	57.065	69.2	28.668	102.3	2:05.015	

36 Frazer Gibney (C) — Lotus Elan S1

lap	Sect-1	Speed	Sect-2	Speed	Sect-3	Speed	Laptime	Pit	lap	Sect-1	Speed	Sect-2	Speed	Sect-3	Speed	Laptime	Pit
1	Out	78.2	54.254	69.0	27.291	110.9	2:04.264		5	34.448	87.2	50.486	75.6	26.787	112.8	1:51.721	
2	35.524	82.7	52.327	69.3	26.820	112.0	1:54.671		6	34.528	87.9	49.030	76.9	26.392	113.3	1:49.950	
3	35.261	87.8	49.859	73.9	26.819	111.7	1:51.939		7	34.471	86.9	50.549	69.0	27.095	114.9	1:52.115	
4	34.649	87.6	49.757	77.9	26.457	112.8	1:50.863		8	34.632	87.6	51.491	50.3	31.286	84.9	1:57.409	

37 Mervyn Selwyn (C) — Lotus Elan S3

lap	Sect-1	Speed	Sect-2	Speed	Sect-3	Speed	Laptime	Pit	lap	Sect-1	Speed	Sect-2	Speed	Sect-3	Speed	Laptime	Pit
1	41.725	70.6	59.224	60.1	29.399	104.9	2:10.348		4	39.022	77.2	55.399	66.8	29.662	86.8	2:04.083	
2	38.618	75.7	56.824	66.0	29.354	101.4	2:04.796		5	38.879	81.1	55.430	61.3	29.249	94.7	2:03.558	
3	38.715	77.5	57.114	65.6	28.942	102.8	2:04.771		6	39.059	77.3	57.159	54.4	29.812	105.2	2:06.030	

38 James Owen (B) — Triumph TR5

lap	Sect-1	Speed	Sect-2	Speed	Sect-3	Speed	Laptime	Pit	lap	Sect-1	Speed	Sect-2	Speed	Sect-3	Speed	Laptime	Pit
1	Out	61.3	1:02.459	61.1	31.414	91.7	2:21.963		5	38.428	78.8	56.280	62.1	31.850	97.6	2:06.558	
2	42.904	71.0	1:00.030	60.3	33.352	95.9	2:16.286		6	37.742	78.8	54.061	69.4	28.597	100.8	2:00.400	
3	38.858	74.2	55.884	68.2	29.137	97.4	2:03.879		7	38.211	79.7	55.249	54.3	30.260	100.2	2:03.720	
4	38.073	78.7	55.944	63.7	29.605	99.6	2:03.622		8								

41 Nik Spencer (D) — MG B

lap	Sect-1	Speed	Sect-2	Speed	Sect-3	Speed	Laptime	Pit	lap	Sect-1	Speed	Sect-2	Speed	Sect-3	Speed	Laptime	Pit
1	Out	68.5	1:00.721	62.2	30.468	100.2	2:18.081		4	38.088	76.8	55.799	69.8	28.728	101.7	2:02.615	
2	38.248	73.6	55.996	65.7	28.682	101.2	2:02.926		5	37.359	74.9	54.548	68.8	29.085	101.7	2:00.992	
3	37.530	77.2	54.626	67.7	28.770	101.9	2:00.926		6	39.286	74.5	55.798	66.3	29.032	101.2	2:04.116	

45 Barry Ashdown (C) — Lotus Elan

lap	Sect-1	Speed	Sect-2	Speed	Sect-3	Speed	Laptime	Pit	lap	Sect-1	Speed	Sect-2	Speed	Sect-3	Speed	Laptime	Pit
1	Out	63.6	59.181	61.5	29.385	102.0	2:15.732		4	34.881	81.0	49.680	70.2	26.597	114.7	1:51.158	
2	38.286	81.9	51.986	59.6	27.323	111.5	1:57.595		5	34.433	83.5	49.787	73.0	26.431	115.9	1:50.651	
3	35.277	72.9	51.593	66.8	27.468	116.1	1:54.338		6	34.381	85.6	49.836	72.1	26.411	117.5	1:50.628	

55 Nick Savage (A) — Chevrolet Camaro

lap	Sect-1	Speed	Sect-2	Speed	Sect-3	Speed	Laptime	Pit	lap	Sect-1	Speed	Sect-2	Speed	Sect-3	Speed	Laptime	Pit
1	Out	78.1	53.761	68.7	28.680	111.3	2:08.576		5	37.091	87.9	53.092	74.7	26.898	114.5	1:57.081	
2	36.709	86.8	52.946	71.8	27.188	114.1	1:56.843		6	36.101	87.4	51.973	70.5	26.954	114.7	1:55.028	
3	36.577	86.1	53.133	72.5	27.507	113.7	1:57.217		7	37.037	89.8	52.325	72.8	27.194	112.6	1:56.556	
4	36.850	89.5	53.166	67.3	27.499	113.0	1:57.515		8	36.823	87.2	53.543	54.3	28.206	102.5	1:58.572	

61 Larry Kennedy (C) — Lotus Elan S1

lap	Sect-1	Speed	Sect-2	Speed	Sect-3	Speed	Laptime	Pit	lap	Sect-1	Speed	Sect-2	Speed	Sect-3	Speed	Laptime	Pit
1	Out	68.5	57.868	59.8	30.788	99.3	2:13.367		5	36.230	83.7	53.456	64.9	27.962	106.7	1:57.648	
2	37.797	75.6	55.862	66.0	29.379	93.1	2:03.038		6	36.236	80.2	53.556	64.6	28.028	108.4	1:57.820	
3	39.199	71.3	54.917	65.2	28.045	109.7	2:02.161		7	36.110	81.5	55.266	54.1	28.339	101.6	1:59.715	
4	36.157	83.9	53.218	67.2	28.666	100.5	1:58.041		8								

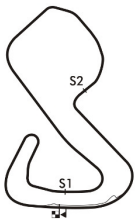

Session Start: 10:00:14 - Finish: 10:15:02
Weather/Track Conditions: Sun / Dry
Circuit: Brands Hatch Grand Prix Circuit
Track Length: 3.916 Km - 2.4330 miles

MST

Legends of Brands Hatch Superprix - 1 - 2 Jul 2017

HSCC Historic Road Sports supported by Witchampton Garage

Qualifying for Race 14 - Sector Analysis

68 Marc Gordon (G) — Lotus Elite S2

lap	Sect-1	Speed	Sect-2	Speed	Sect-3	Speed	Laptime	Pit
1	Out	69.2	59.067	62.9	30.496	96.0	2:13.513	
2	39.600	74.5	57.160	66.2	30.366	98.1	2:07.126	
3	37.831	79.3	53.376	72.0	28.574	99.2	1:59.781	
4	36.701	80.0	54.820	65.9	28.531	99.7	2:00.052	
5	37.346	79.9	53.670	69.8	29.071	99.9	2:00.087	
6	36.709	80.1	53.826	66.3	29.840	99.2	2:00.375	
7	37.895	80.1	55.503	53.1	31.340	92.7	2:04.738	
8								

69 Andy Shepherd (C) — Lotus Seven S2

lap	Sect-1	Speed	Sect-2	Speed	Sect-3	Speed	Laptime	Pit
1	Out	78.6	51.084	74.8	27.692	104.1	2:02.185	
2	34.155	83.9	49.413	81.7	27.216	104.1	1:50.784	
3	34.603	83.1	48.994	76.2	26.539	106.2	1:50.136	
4	34.538	87.6	48.631	78.4	26.636	105.7	1:49.805	
5	34.431	86.0	48.665	77.0	26.636	106.0	1:49.732	
6	34.183	88.0	48.273	76.2	26.560	107.0	1:49.016	
7	36.436	86.0	49.243	75.1	26.987	107.0	1:52.666	
8								

84 Ian Burford (C) — Ginetta G4

lap	Sect-1	Speed	Sect-2	Speed	Sect-3	Speed	Laptime	Pit
1	Out	74.6	50.819	73.6	27.037	107.7	1:58.752	
2	34.260	85.6	49.173	74.4	26.321	108.8	1:49.754	
3	34.977	89.9	50.824	71.0	26.712	108.8	1:52.513	
4								

88 Paul Brown (D) — MG B

lap	Sect-1	Speed	Sect-2	Speed	Sect-3	Speed	Laptime	Pit
1	41.311	62.0	1:02.552	60.4	31.515	95.5	2:15.378	
2	38.414	72.8	55.818	70.0	30.182	96.6	2:04.414	
3	38.363	74.1	55.635	68.4	29.263	97.9	2:03.261	
4	37.933	75.3	54.740	70.6	29.499	96.3	2:02.172	
5	38.161	74.2	54.250	66.6	30.441	84.5	2:02.852	
6								

91 Richard Owen (F) — Triumph TR2

lap	Sect-1	Speed	Sect-2	Speed	Sect-3	Speed	Laptime	Pit
1	Out	64.6	1:01.448	57.8	31.037	94.7	2:16.766	
2	37.807	70.1	56.128	68.0	30.000	97.4	2:03.935	
3	41.962	62.7	1:04.606	64.1	30.081	100.2	2:16.649	
4	36.806	75.1	54.058	69.6	28.708	101.1	1:59.572	
5	37.876	75.7	54.816	70.9	28.390	100.6	2:01.082	
6	36.805	74.6	55.068	69.9	28.951	100.5	2:00.824	
7	36.966	73.5	55.408	53.6	29.676	99.5	2:02.050	
8								

98 Kevin Kivlochan (A) — Morgan Plus 8

lap	Sect-1	Speed	Sect-2	Speed	Sect-3	Speed	Laptime	Pit
1	Out	81.5	51.349	69.4	26.663	116.5	1:56.812	
2	34.294	84.5	48.681	76.1	26.100	117.1	1:49.075	
3	34.032	92.5	47.845	74.6	25.793	117.9	1:47.670	
4	33.288	93.1	48.250	75.9	25.547	117.5	1:47.085	
5	33.694	85.3	55.657	63.9	In		3:43.492	P
6	Out	83.9	50.433	64.9	26.863	117.9	1:54.904	

101 Peter Bowyer (G) — MG B Roadster

lap	Sect-1	Speed	Sect-2	Speed	Sect-3	Speed	Laptime	Pit
1	Out	68.1	59.364	63.1	31.585	99.6	2:14.204	
2	39.425	75.7	56.638	69.5	29.001	102.0	2:05.064	
3	37.256	79.1	54.637	75.5	28.967	101.1	2:00.860	
4	36.797	81.8	54.878	75.6	28.915	101.1	2:00.590	
5	38.952	79.3	59.521	73.9	29.232	101.9	2:07.705	
6	36.774	82.1	54.137	74.7	28.732	102.0	1:59.643	
7	39.732	76.4	57.021	57.7	30.098	96.5	2:06.851	
8								

102 Stephen Winter (G) — Porsche 911

lap	Sect-1	Speed	Sect-2	Speed	Sect-3	Speed	Laptime	Pit
1	Out	72.9	56.863	61.8	30.949	98.1	2:11.174	
2	37.695	79.1	55.840	71.2	28.497	103.7	2:02.032	
3	37.424	81.3	53.514	77.7	27.902	104.2	1:58.840	
4	37.148	81.0	53.147	76.3	27.819	103.4	1:58.114	
5	36.685	81.3	52.520	79.6	27.994	105.2	1:57.199	
6	39.016	70.1	1:02.564	62.1	31.302	88.4	2:12.882	
7	40.292	76.7	54.009	62.1	28.551	104.1	2:02.852	
8								

110 Charles Rainford (G) — Austin Healey Lenham Sprite

lap	Sect-1	Speed	Sect-2	Speed	Sect-3	Speed	Laptime	Pit
1	Out	76.2	54.130	69.9	28.813	100.2	2:07.180	
2	38.301	79.6	53.887	70.4	28.402	101.4	2:00.590	
3	38.106	80.3	53.817	69.6	28.739	101.4	2:00.662	
4	37.538	80.4	53.005	75.1	28.312	101.1	1:58.855	
5	37.184	80.4	53.742	71.9	28.514	101.6	1:59.440	
6	37.358	80.4	54.153	72.3	28.740	100.9	2:00.251	
7	36.666	81.3	52.423	71.6	28.614	100.0	1:57.703	
8								

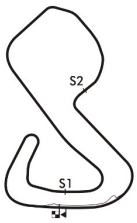

Session Start: 10:00:14 - Finish: 10:15:02
Weather/Track Conditions: Sun / Dry
Circuit: Brands Hatch Grand Prix Circuit
Track Length: 3.916 Km - 2.4330 miles

Legends of Brands Hatch Superprix - 1 - 2 Jul 2017

HSCC Historic Road Sports supported by Witchampton Garage

Qualifying for Race 14 - Sector Analysis

111	William Plant (A)								Morgan Plus 8								
lap	Sect-1	Speed	Sect-2	Speed	Sect-3	Speed	Laptime	Pit	lap	Sect-1	Speed	Sect-2	Speed	Sect-3	Speed	Laptime	Pit
1	Out	76.1	51.605	69.4	26.936	113.9	1:58.226		5	34.111	80.2	51.081	70.2	26.289	114.7	1:51.481	
2	34.665	87.4	47.606	81.7	25.611	114.1	1:47.882		6	35.405	83.9	49.106	75.8	26.059	114.9	1:50.570	
3	33.714	90.3	47.491	81.4	25.651	112.8	1:46.856		7	33.634	88.7	47.927	80.6	25.685	114.7	1:47.246	
4	33.724	89.3	47.587	83.1	25.277	115.7	1:46.588		8	34.254	89.1	49.012	65.5	26.359	107.7	1:49.625	

115	John Burton (G)								Jaguar XK120								
lap	Sect-1	Speed	Sect-2	Speed	Sect-3	Speed	Laptime	Pit	lap	Sect-1	Speed	Sect-2	Speed	Sect-3	Speed	Laptime	Pit
1	Out	64.6	1:02.256	61.9	30.377	107.0	2:18.803		3	37.067	74.6	52.588	68.2	28.020	110.0	1:57.675	
2	37.663	82.0	52.030	72.9	27.720	111.8	1:57.413		4	36.780	81.2	53.113	73.3	27.622	104.1	1:57.515	

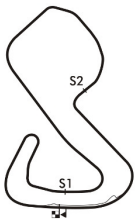

Session Start: 10:00:14 - Finish: 10:15:02
Weather/Track Conditions: Sun / Dry
Circuit: Brands Hatch Grand Prix Circuit
Track Length: 3.916 Km - 2.4330 miles

Legends of Brands Hatch Superprix - 1 - 2 Jul 2017

HSCC Historic Road Sports supported by Witchampton Garage

Qualifying for Race 14 - Best Sector Times

	SECTOR 1			SECTOR 2			SECTOR 3		
	NO	TIME	LAP	NO	TIME	LAP	NO	TIME	LAP
1	26	33.000	4	26	47.372	3	26	25.122	4
2	98	33.288	4	5	47.379	4	5	25.239	4
3	5	33.360	3	111	47.491	3	111	25.277	4
4	111	33.634	7	98	47.845	3	98	25.547	4
5	69	34.155	2	69	48.273	6	15	25.926	2
6	84	34.260	2	36	49.030	6	11	26.222	7
7	45	34.381	6	84	49.173	2	84	26.321	2
8	36	34.448	5	15	49.482	4	36	26.392	6
9	15	35.095	5	45	49.680	4	45	26.411	6
10	11	35.213	8	11	50.201	7	69	26.539	3
11	23	35.683	8	23	51.715	4	55	26.898	5
12	1	35.809	6	55	51.973	6	23	27.091	7
13	55	36.101	6	115	52.030	2	115	27.622	4
14	61	36.110	7	110	52.423	7	102	27.819	4
15	110	36.666	7	102	52.520	5	61	27.962	5
16	28	36.671	4	1	52.836	4	28	28.175	4
17	102	36.685	5	61	53.218	4	1	28.277	5
18	68	36.701	4	68	53.376	3	110	28.312	4
19	101	36.774	6	91	54.058	4	91	28.390	5
20	115	36.780	4	38	54.061	6	68	28.531	4
21	91	36.805	6	101	54.137	6	38	28.597	6
22	41	37.359	5	88	54.250	5	29	28.660	4
23	38	37.742	6	41	54.548	5	41	28.682	2
24	88	37.933	4	29	55.043	4	101	28.732	6
25	6	38.145	7	6	55.336	4	37	28.942	3
26	29	38.254	5	37	55.399	4	88	29.263	3
27	22	38.479	4	28	55.730	4	6	29.609	2
28	37	38.618	2	22	56.695	6	22	29.848	5
29	10	39.597	7	10	57.326	5	10	30.864	6

IDEAL / BEST LAP COMPARISON

NO	NAME	BEST	IN	IDEAL	DIFF
26	John Davison	1:45.671	4	1:45.494	+0.177
5	Peter Shaw	1:45.998	4	1:45.978	+0.020
111	William Plant	1:46.588	4	1:46.402	+0.186
98	Kevin Kivlochan	1:47.085	4	1:46.680	+0.405
69	Andy Shepherd	1:49.016	6	1:48.967	+0.049
84	Ian Burford	1:49.754	2	1:49.754	+0.000
36	Frazer Gibney	1:49.950	6	1:49.870	+0.080
45	Barry Ashdown	1:50.628	6	1:50.472	+0.156
15	Mike Eagles	1:50.932	2	1:50.503	+0.429
11	Larry Tucker	1:51.682	7	1:51.636	+0.046
55	Nick Savage	1:55.028	6	1:54.972	+0.056
23	Shaun Haddrell	1:55.271	4	1:54.489	+0.782
102	Stephen Winter	1:57.199	5	1:57.024	+0.175
115	John Burton	1:57.413	2	1:56.432	+0.981
1	Dick Coffey	1:57.546	6	1:56.922	+0.624
61	Larry Kennedy	1:57.648	5	1:57.290	+0.358
110	Charles Rainford	1:57.703	7	1:57.401	+0.302
91	Richard Owen	1:59.572	4	1:59.253	+0.319
101	Peter Bowyer	1:59.643	6	1:59.643	+0.000
68	Marc Gordon	1:59.781	3	1:58.608	+1.173
38	James Owen	2:00.400	6	2:00.400	+0.000
28	Nick Smith	2:00.576	4	2:00.576	+0.000
41	Nik Spencer	2:00.926	3	2:00.589	+0.337
88	Paul Brown	2:02.172	4	2:01.446	+0.726
29	Simon Bowrey	2:02.410	4	2:01.957	+0.453
37	Mervyn Selwyn	2:03.558	5	2:02.959	+0.599
6	Johan Denekamp	2:03.905	4	2:03.090	+0.815
22	Tony Davis	2:05.815	4	2:05.022	+0.793
10	Ian Ross	2:09.610	5	2:07.787	+1.823

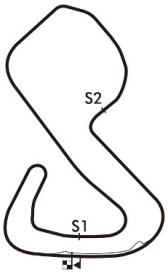

Session Start: 10:00:14 - Finish: 10:15:02
Weather/Track Conditions: Sun / Dry
Circuit: Brands Hatch Grand Prix Circuit
Track Length: 3.916 Km - 2.4330 miles

Legends of Brands Hatch Superprix - 1 - 2 Jul 2017

HSCC Historic Road Sports supported by Witchampton Garage

Qualifying for Race 14 - Best Sector Speeds

	NO	SECTOR 1	MPH	NO	SECTOR 2	MPH	NO	SECTOR 3	MPH
1	98	Kevin Kivlochan	94.3	111	William Plant	83.1	15	Mike Eagles	121.1
2	5	Peter Shaw	93.8	69	Andy Shepherd	81.7	11	Larry Tucker	118.5
3	15	Mike Eagles	93.5	5	Peter Shaw	80.6	98	Kevin Kivlochan	117.9
4	11	Larry Tucker	92.9	26	John Davison	79.7	5	Peter Shaw	117.7
5	26	John Davison	92.7	102	Stephen Winter	79.6	45	Barry Ashdown	117.5
6	111	William Plant	90.3	11	Larry Tucker	78.3	26	John Davison	115.7
7	84	Ian Burford	89.9	36	Frazer Gibney	77.9	111	William Plant	115.7
8	55	Nick Savage	89.8	28	Nick Smith	76.8	36	Frazer Gibney	114.9
9	23	Shaun Haddrell	88.0	98	Kevin Kivlochan	76.1	55	Nick Savage	114.7
10	69	Andy Shepherd	88.0	101	Peter Bowyer	75.6	115	John Burton	111.8
11	36	Frazer Gibney	87.9	110	Charles Rainford	75.1	61	Larry Kennedy	109.7
12	45	Barry Ashdown	85.6	23	Shaun Haddrell	74.8	84	Ian Burford	108.8
13	61	Larry Kennedy	83.9	1	Dick Coffey	74.7	23	Shaun Haddrell	108.4
14	101	Peter Bowyer	82.1	55	Nick Savage	74.7	69	Andy Shepherd	107.0
15	115	John Burton	82.0	84	Ian Burford	74.4	37	Mervyn Selwyn	105.2
16	102	Stephen Winter	81.3	115	John Burton	73.3	102	Stephen Winter	105.2
17	110	Charles Rainford	81.3	45	Barry Ashdown	73.0	29	Simon Bowrey	103.4
18	37	Mervyn Selwyn	81.1	15	Mike Eagles	72.9	1	Dick Coffey	103.1
19	29	Simon Bowrey	80.6	68	Marc Gordon	72.0	28	Nick Smith	103.1
20	1	Dick Coffey	80.1	29	Simon Bowrey	71.1	101	Peter Bowyer	102.0
21	68	Marc Gordon	80.1	91	Richard Owen	70.9	41	Nik Spencer	101.9
22	38	James Owen	79.7	88	Paul Brown	70.6	110	Charles Rainford	101.6
23	6	Johan Denekamp	78.7	41	Nik Spencer	69.8	91	Richard Owen	101.1
24	10	Ian Ross	78.4	38	James Owen	69.4	6	Johan Denekamp	100.9
25	41	Nik Spencer	77.8	22	Tony Davis	69.2	38	James Owen	100.8
26	91	Richard Owen	75.7	10	Ian Ross	68.8	68	Marc Gordon	99.9
27	88	Paul Brown	75.3	61	Larry Kennedy	67.2	88	Paul Brown	97.9
28	22	Tony Davis	74.6	37	Mervyn Selwyn	66.8	22	Tony Davis	96.3
29	28	Nick Smith	0.0	6	Johan Denekamp	65.6	10	Ian Ross	91.9

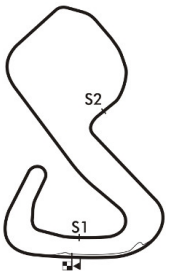

Session Start: 10:00:14 - Finish: 10:15:02
Weather/Track Conditions: Sun / Dry
Circuit: Brands Hatch Grand Prix Circuit
Track Length: 3.916 Km - 2.4330 miles

Legends of Brands Hatch Superprix - 1 - 2 Jul 2017

HSCC Historic Road Sports supported by Witchampton Garage

Race 14 - Starting Grid

Sheet No:

Start Time : 16:20 - Heat Duration : 20 Minutes

ROW							
15	29	10	Ian Ross				
14	27	6	Johan Denekamp	28	22	Tony Davis
13	25	29	Simon Bowrey	26	37	Mervyn Selwyn
12	23	41	Nik Spencer	24	88	Paul Brown
11	21	38	James Owen	22	28	Nick Smith
10	19	101	Peter Bowyer	20	68	Marc Gordon
9	17	110	Charles Rainford	18	91	Richard Owen
8	15	1	Dick Coffey	16	61	Larry Kennedy
7	13	102	Stephen Winter	14	115	John Burton
6	11	55	Nick Savage	12	23	Shaun Haddrell
5	9	15	Mike Eagles	10	11	Larry Tucker
4	7	36	Frazer Gibney	8	45	Barry Ashdown
3	5	69	Andy Shepherd	6	84	Ian Burford
2	3	111	William Plant	4	98	Kevin Kivlochan
1	1	26	John Davison	2	5	Peter Shaw

Pole Right

Circuit: Brands Hatch Grand Prix Circuit
Track Length: 3.916 Km - 2.4330 miles

These results are provisional until the conclusion of any judicial and technical matters.

Clerk of the Course:	Timekeeper:	Issued at:
Julian Floyd	Nick Palmer	

MST

Printed : 02-07-2017 - 10:18

Full results available at www.mstworld.com. Email: timing@mstworld.com

Legends of Brands Hatch Superprix - 1 - 2 Jul 2017

HSCC Classic Racing Cars with Classic Formula 3 supported by MB Wheels

Qualifying for Race 15 - Classification

Sheet No:

POS	NO	DRIVER/S	CLASS	CLASS POS	CAR MAKE / MODEL	TIME	ON	LAPS	GAP	DIFF	MPH
1	55	Maxim Bartell	CFA	1	Chevron B34	1:33.276	7	9			93.90
2	7	Richard Trott	CFA	2	Chevron B43	1:33.899	7	9	0.623	0.623	93.28
3	20	Gaius Ghinn	CFA	3	Ralt RT3	1:33.976	9	9	0.700	0.077	93.20
4	17	Keith White	CFA	4	Ralt RT1	1:34.057	7	9	0.781	0.081	93.12
5	88	Cameron Jackson	CFA	5	Euroracing 101	1:34.701	5	6	1.425	0.644	92.49
6	8	David Thorburn	CFA	6	Ralt RT3	1:37.656	8	8	4.380	2.955	89.69
7	62	Graham Kiddy	CFA	7	Argo JM3	1:39.302	7	8	6.026	1.646	88.20
8	27	Glenn Eagling	CFB	1	Ensign 73-F3-17	1:39.338	6	8	6.062	0.036	88.17
9	93	Rudolf Ernst	CFA	8	Ralt RT1	1:40.163	7	8	6.887	0.825	87.45
10	26	James Denty	CRH	1	GRD 373	1:40.584	8	8	7.308	0.421	87.08
11	25	Andrew Hibberd	CRD	1	Brabham BT18	1:41.443	6	8	8.167	0.859	86.34
12	31	Stephen Pegram	CFA	9	Ralt RT1	1:41.947	8	8	8.671	0.504	85.91
13	5	Mark Goodyear	CRG	1	Lotus 59	1:42.614	8	8	9.338	0.667	85.36
14	49	Martin Anslow	CRG	2	Brabham BT21	1:42.726	7	8	9.450	0.112	85.26
15	21	Lorraine Gathercole	CRC	1	March 712	1:42.898	6	8	9.622	0.172	85.12
16	44	Paul Tonkin	CFB	2	Brabham BT41	1:45.929	7	8	12.653	3.031	82.69
17	37	Lincoln Small	CRC	2	Brabham BT30	1:47.859	6	8	14.583	1.930	81.21
18	34	Peter Finnigan	CFD	1	Van Diemen RF82	1:51.079	6	8	17.803	3.220	78.85
19	82	Paul Smith	CFA	10	Martini Mk31			2			0.00
20	38	Hugh Price	CFA	11	Chevron B38			1			0.00

Session Start: 10:24:41 - Finish: 10:49:25
Weather/Track Conditions: Sun / Dry
Circuit: Brands Hatch Grand Prix Circuit
Track Length: 3.916 Km - 2.4330 miles

These results are provisional until the conclusion of any judicial and technical matters.

Clerk of the Course:	Timekeeper:	Issued at:
Julian Floyd	Nick Palmer	

MST

Printed : 02-07-2017 - 10:51

Full results available at www.mstworld.com. Email: timing@mstworld.com

Legends of Brands Hatch Superprix - 1 - 2 Jul 2017

HSCC Classic Racing Cars with Classic Formula 3 supported by MB Wheels

Qualifying for Race 15 - Sector Analysis

5 Mark Goodyear (CRG) — Lotus 59

lap	Sect-1	Speed	Sect-2	Speed	Sect-3	Speed	Laptime	Pit
1	Out	87.1	49.452	78.9	26.545	119.2	1:53.568	
2			In		In		12:41.563	P
3	Out	87.4	48.776	83.6	25.784	120.7	1:54.923	
4	33.120	90.3	48.576	74.2	25.147	120.7	1:46.843	
5	50.247	92.0	48.705	79.6	25.536	122.0	2:04.488	
6	32.241	93.8	46.860	88.9	24.508	120.9	1:43.609	
7	32.653	94.4	46.600	90.9	24.635	120.4	1:43.888	
8	31.818	97.3	46.402	90.6	24.394	122.0	1:42.614	

7 Richard Trott (CFA) — Chevron B43

lap	Sect-1	Speed	Sect-2	Speed	Sect-3	Speed	Laptime	Pit
1	Out	90.3	45.283	80.8	23.808	120.2	1:44.606	
2	43.409	95.5	In		In		12:48.780	P
3	Out	98.7	42.940	82.4	24.912	118.3	1:42.727	
4	30.153	100.6	43.011	91.0	22.961	119.8	1:36.125	
5	30.231	99.9	42.108	94.8	22.859	120.0	1:35.198	
6	29.646	101.3	42.208	93.9	22.752	121.3	1:34.606	
7	29.693	101.1	41.573	97.9	22.633	120.9	1:33.899	
8	30.170	99.9	42.385	91.7	23.832	118.1	1:36.387	
9	30.387	99.8	42.461	93.9	23.020	116.1	1:35.868	
10								

8 David Thorburn (CFA) — Ralt RT3

lap	Sect-1	Speed	Sect-2	Speed	Sect-3	Speed	Laptime	Pit
1	Out	91.5	46.864	83.5	25.115	116.5	1:49.166	
2			In		In		12:53.214	P
3	Out	92.5	47.119	77.3	24.492	117.5	1:48.486	
4	32.765	92.0	45.476	82.2	24.449	116.1	1:42.690	
5	30.957	100.8	44.257	83.3	24.268	118.1	1:39.482	
6	31.958	97.3	46.692	88.3	23.574	119.0	1:42.224	
7	30.756	100.6	43.903	90.9	23.660	119.2	1:38.319	
8	31.030	99.8	43.232	87.9	23.394	118.7	1:37.656	

17 Keith White (CFA) — Ralt RT1

lap	Sect-1	Speed	Sect-2	Speed	Sect-3	Speed	Laptime	Pit
1	Out	87.8	46.442	80.4	23.929	117.9	1:47.283	
2	39.030	80.4	In		In		12:46.136	P
3	Out	88.1	45.192	84.9	23.418	119.6	1:45.809	
4	30.856	96.3	42.706	93.2	22.796	120.4	1:36.358	
5	29.944	100.2	41.939	92.6	22.849	121.1	1:34.732	
6	29.702	101.6	42.005	95.9	22.853	121.3	1:34.560	
7	29.309	102.6	41.917	95.6	22.831	120.7	1:34.057	
8	29.486	102.0	42.081	91.7	22.860	121.8	1:34.427	
9	31.769	98.2	43.301	90.3	23.788	115.9	1:38.858	
10								

20 Gaius Ghinn (CFA) — Ralt RT3

lap	Sect-1	Speed	Sect-2	Speed	Sect-3	Speed	Laptime	Pit
1	Out	90.9	45.338	86.7	23.837	118.5	1:45.463	
2	30.579	100.5	In		In		12:51.868	P
3	Out	97.2	43.834	86.8	23.110	121.3	1:41.411	
4	30.609	98.4	44.673	94.3	23.269	119.6	1:38.551	
5	29.854	100.6	42.040	91.2	22.920	119.2	1:34.814	
6	29.633	100.8	42.142	91.1	22.808	120.7	1:34.583	
7	29.574	102.5	41.712	93.6	22.745	120.4	1:34.031	
8	30.439	99.0	42.034	95.6	23.290	120.2	1:35.763	
9	29.448	100.9	41.708	90.9	22.820	120.0	1:33.976	
10								

21 Lorraine Gathercole (CRC) — March 712

lap	Sect-1	Speed	Sect-2	Speed	Sect-3	Speed	Laptime	Pit
1	Out	87.0	49.348	71.9	25.109	119.4	1:54.753	
2			In		In		12:35.578	P
3	Out	83.1	49.333	78.2	25.113	114.3	1:55.374	
4	34.206	89.5	47.193	82.2	24.666	117.5	1:46.065	
5	35.136	90.7	47.142	75.9	25.045	116.5	1:47.323	
6	33.671	95.2	45.269	86.3	23.958	119.4	1:42.898	
7	32.984	97.7	45.541	73.5	25.462	112.0	1:43.987	
8	34.448	92.9	46.575	87.6	23.593	123.1	1:44.616	

25 Andrew Hibberd (CRD) — Brabham BT18

lap	Sect-1	Speed	Sect-2	Speed	Sect-3	Speed	Laptime	Pit
1	Out	91.9	48.508	83.3	24.891	113.9	1:50.022	
2			In		In		12:39.715	P
3	Out	92.7	46.330	75.9	25.044	114.5	1:48.626	
4	34.038	91.4	45.577	79.7	24.694	114.9	1:44.309	
5	35.073	90.1	46.592	80.8	24.813	114.9	1:46.478	
6	32.600	94.4	44.577	87.9	24.266	115.1	1:41.443	
7	32.413	94.2	44.903	84.3	24.321	115.1	1:41.637	
8	32.449	94.7	45.190	83.2	25.266	115.7	1:42.905	

26 James Denty (CRH) — GRD 373

lap	Sect-1	Speed	Sect-2	Speed	Sect-3	Speed	Laptime	Pit
1	Out	84.2	48.939	70.8	26.913	106.5	1:53.370	
2			In		In		12:37.078	P
3	Out	87.8	47.160	81.5	25.241	107.7	1:49.656	
4	32.640	91.0	45.646	83.9	24.784	109.1	1:43.070	
5	31.915	91.5	45.418	86.5	24.618	109.5	1:41.951	
6	31.593	91.9	45.929	86.3	24.752	110.6	1:42.274	
7	31.549	91.7	45.021	87.1	24.606	109.8	1:41.176	
8	31.681	92.9	44.563	90.1	24.340	110.0	1:40.584	

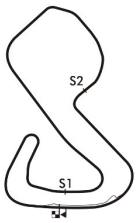

Session Start: 10:24:41 - Finish: 10:49:25
Weather/Track Conditions: Sun / Dry
Circuit: Brands Hatch Grand Prix Circuit
Track Length: 3.916 Km - 2.4330 miles

MST

Full results available at www.mstworld.com. Email: timing@mstworld.com

Printed : 02-07-2017 - 10:54

Legends of Brands Hatch Superprix - 1 - 2 Jul 2017

HSCC Classic Racing Cars with Classic Formula 3 supported by MB Wheels

Qualifying for Race 15 - Sector Analysis

27 Glenn Eagling (CFB) — Ensign 73-F3-17

lap	Sect-1	Speed	Sect-2	Speed	Sect-3	Speed	Laptime	Pit	lap	Sect-1	Speed	Sect-2	Speed	Sect-3	Speed	Laptime	Pit
1	Out	68.2	48.825	79.0	25.338	110.7	1:54.911		5	31.374	93.3	44.330	90.3	24.095	112.2	1:39.799	
2			In		In		12:35.747	P	6	31.271	93.4	44.003	91.3	24.064	112.0	1:39.338	
3	Out	90.3	45.550	90.1	24.590	110.4	1:48.676		7	31.494	93.6	44.605	88.3	24.780	111.5	1:40.879	
4	32.251	92.5	45.787	79.1	24.248	111.5	1:42.286		8	31.631	94.6	44.047	87.3	24.017	111.8	1:39.695	

31 Stephen Pegram (CFA) — Ralt RT1

lap	Sect-1	Speed	Sect-2	Speed	Sect-3	Speed	Laptime	Pit	lap	Sect-1	Speed	Sect-2	Speed	Sect-3	Speed	Laptime	Pit
1	Out	92.1	47.467	87.1	25.330	116.1	1:51.073		5	33.023	95.5	45.537	82.4	24.226	118.5	1:42.786	
2			In		In		12:49.355	P	6	32.535	95.2	45.850	86.8	24.118	117.3	1:42.503	
3	Out	92.9	46.847	86.1	24.911	117.1	1:51.314		7	32.232	96.1	45.240	89.1	25.682	116.5	1:43.154	
4	32.661	89.2	46.555	86.7	25.060	114.3	1:44.276		8	32.276	92.0	45.242	82.7	24.429	116.7	1:41.947	

34 Peter Finnigan (CFD) — Van Diemen RF82

lap	Sect-1	Speed	Sect-2	Speed	Sect-3	Speed	Laptime	Pit	lap	Sect-1	Speed	Sect-2	Speed	Sect-3	Speed	Laptime	Pit
1	Out	79.5	51.493	73.8	26.246	110.2	1:56.357		5	36.839	86.0	50.111	75.0	26.007	110.7	1:52.957	
2			In		In		12:41.608	P	6	34.936	83.6	49.948	70.0	26.195	110.0	1:51.079	
3	Out	82.6	51.150	73.8	26.269	110.4	1:58.135		7	34.513	86.4	49.669	73.0	27.905	108.6	1:52.087	
4	36.317	76.2	50.420	74.0	26.092	110.7	1:52.829		8	35.254	86.7	49.752	74.9	26.097	110.9	1:51.103	

37 Lincoln Small (CRC) — Brabham BT30

lap	Sect-1	Speed	Sect-2	Speed	Sect-3	Speed	Laptime	Pit	lap	Sect-1	Speed	Sect-2	Speed	Sect-3	Speed	Laptime	Pit
1	Out	60.5	58.689	63.8	27.283	116.7	2:11.098		5	35.878	84.9	49.581	71.6	25.754	123.3	1:51.213	
2			In		In		12:30.036	P	6	34.796	92.5	47.869	73.7	25.194	122.9	1:47.859	
3	Out	73.6	53.245	65.7	26.681	121.3	2:03.429		7	35.001	83.4	49.130	77.1	25.618	124.0	1:49.749	
4	36.318	75.0	50.768	68.2	26.000	121.1	1:53.086		8	35.175	83.1	48.714	74.2	25.718	122.6	1:49.607	

38 Hugh Price (CFA) — Chevron B38

lap	Sect-1	Speed	Sect-2	Speed	Sect-3	Speed	Laptime	Pit	lap	Sect-1	Speed	Sect-2	Speed	Sect-3	Speed	Laptime	Pit
1	Out	88.4	46.255	70.8	24.031	118.7	1:46.710		2								

44 Paul Tonkin (CFB) — Brabham BT41

lap	Sect-1	Speed	Sect-2	Speed	Sect-3	Speed	Laptime	Pit	lap	Sect-1	Speed	Sect-2	Speed	Sect-3	Speed	Laptime	Pit
1	Out	77.9	51.311	71.5	26.336	110.0	1:58.982		5	35.441	86.1	48.744	73.7	25.737	111.5	1:49.922	
2			In		In		12:35.808	P	6	33.246	90.7	48.397	82.2	25.301	110.9	1:46.944	
3	Out	84.0	51.449	73.8	27.264	104.1	2:00.331		7	32.954	92.6	47.529	78.4	25.446	110.6	1:45.929	
4	34.809	81.2	49.738	77.2	25.739	111.1	1:50.286		8	32.866	92.0	47.841	77.1	25.222	111.3	1:45.929	

49 Martin Anslow (CRG) — Brabham BT21

lap	Sect-1	Speed	Sect-2	Speed	Sect-3	Speed	Laptime	Pit	lap	Sect-1	Speed	Sect-2	Speed	Sect-3	Speed	Laptime	Pit
1	Out	87.4	50.279	76.8	24.521	121.5	1:53.034		5	34.046	93.4	45.858	73.7	24.696	122.4	1:44.600	
2			In		In		12:34.182	P	6	34.181	96.1	44.792	80.8	24.080	124.7	1:43.053	
3	Out	85.4	47.916	78.2	24.607	108.4	1:53.983		7	32.720	95.8	45.187	82.5	24.819	117.3	1:42.726	
4	34.399	92.9	46.467	79.2	24.226	124.9	1:45.092		8	33.187	83.7	51.403	65.1	24.997	120.0	1:49.587	

55 Maxim Bartell (CFA) — Chevron B34

lap	Sect-1	Speed	Sect-2	Speed	Sect-3	Speed	Laptime	Pit	lap	Sect-1	Speed	Sect-2	Speed	Sect-3	Speed	Laptime	Pit
1	Out	96.2	43.553	84.7	23.695	120.9	1:41.442		6	29.920	100.5	41.845	96.6	22.458	122.2	1:34.223	
2			In		In		12:40.286	P	7	29.382	103.0	41.409	93.0	22.485	120.7	1:33.276	
3	Out	95.1	45.196	86.9	23.359	121.3	1:44.644		8	29.139	102.8	41.789	93.4	22.722	122.2	1:33.650	
4	30.522	99.2	42.737	91.1	22.940	120.7	1:36.199		9	29.522	101.1	41.798	94.4	23.364	119.6	1:34.684	
5	29.904	102.3	42.010	90.9	22.753	121.1	1:34.667		10								

62 Graham Kiddy (CFA) — Argo JM3

lap	Sect-1	Speed	Sect-2	Speed	Sect-3	Speed	Laptime	Pit	lap	Sect-1	Speed	Sect-2	Speed	Sect-3	Speed	Laptime	Pit
1	Out	86.4	47.803	78.1	24.543	120.0	1:50.656		5	31.763	100.6	44.467	80.8	23.671	122.0	1:39.901	
2			In		In		12:42.768	P	6	31.916	98.6	44.077	89.4	23.790	122.2	1:39.783	
3	Out	89.4	46.928	79.0	24.432	119.8	1:49.535		7	31.116	97.7	44.282	85.7	23.904	113.9	1:39.302	
4	32.869	87.4	45.430	78.9	24.131	120.9	1:42.430		8	32.374	100.0	43.887	87.8	23.679	122.4	1:39.940	

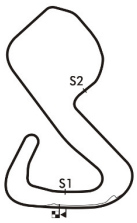

Session Start: 10:24:41 - Finish: 10:49:25
Weather/Track Conditions: Sun / Dry
Circuit: Brands Hatch Grand Prix Circuit
Track Length: 3.916 Km - 2.4330 miles

MST

Legends of Brands Hatch Superprix - 1 - 2 Jul 2017

HSCC Classic Racing Cars with Classic Formula 3 supported by MB Wheels

Qualifying for Race 15 - Sector Analysis

82	Paul Smith (CFA)								Martini Mk31								
lap	Sect-1	Speed	Sect-2	Speed	Sect-3	Speed	Laptime	Pit	lap	Sect-1	Speed	Sect-2	Speed	Sect-3	Speed	Laptime	Pit
1	Out	87.7	47.019	75.3	24.797	114.3	1:49.712		2			In		In		13:48.662	P

88	Cameron Jackson (CFA)								Euroracing 101								
lap	Sect-1	Speed	Sect-2	Speed	Sect-3	Speed	Laptime	Pit	lap	Sect-1	Speed	Sect-2	Speed	Sect-3	Speed	Laptime	Pit
1	Out	97.6	43.506	92.5	22.903	120.4	1:41.148		4	30.344	99.8	43.222	93.6	22.754	121.5	1:36.320	
2	30.499	100.6	58.233	67.4	In		2:42.750	P	5	29.905	101.7	42.198	96.4	22.598	121.5	1:34.701	
3	Out	96.5	43.773	90.9	22.706	122.0	1:39.352		6	30.316	99.2	41.933	87.5	22.846	122.0	1:35.095	

93	Rudolf Ernst (CFA)								Ralt RT1								
lap	Sect-1	Speed	Sect-2	Speed	Sect-3	Speed	Laptime	Pit	lap	Sect-1	Speed	Sect-2	Speed	Sect-3	Speed	Laptime	Pit
1	Out	88.0	46.964	69.2	24.591	118.5	1:50.508		5	31.778	98.4	44.870	85.1	23.994	117.3	1:40.642	
2			In		In		12:55.069	P	6	31.917	97.0	44.541	84.5	24.119	119.4	1:40.577	
3	Out	94.2	47.353	77.2	24.418	117.9	1:50.988		7	31.225	100.2	44.688	87.9	24.250	119.2	1:40.163	
4	32.181	87.7	44.955	86.8	24.186	119.6	1:41.322		8	32.438	97.9	44.127	88.9	23.784	120.2	1:40.349	

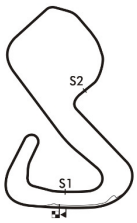

Session Start: 10:24:41 - Finish: 10:49:25
Weather/Track Conditions: Sun / Dry
Circuit: Brands Hatch Grand Prix Circuit
Track Length: 3.916 Km - 2.4330 miles

Legends of Brands Hatch Superprix - 1 - 2 Jul 2017

HSCC Classic Racing Cars with Classic Formula 3 supported by MB Wheels

Qualifying for Race 15 - Best Sector Times

	SECTOR 1			SECTOR 2			SECTOR 3		
	NO	TIME	LAP	NO	TIME	LAP	NO	TIME	LAP
1	55	29.139	8	55	41.409	7	55	22.458	6
2	17	29.309	7	7	41.573	7	88	22.598	5
3	20	29.448	9	20	41.708	9	7	22.633	7
4	7	29.646	6	17	41.917	7	20	22.745	7
5	88	29.905	5	88	41.933	6	17	22.796	4
6	8	30.756	7	8	43.232	8	8	23.394	8
7	62	31.116	7	62	43.887	8	21	23.593	8
8	93	31.225	7	27	44.003	6	62	23.671	5
9	27	31.271	6	93	44.127	8	93	23.784	8
10	26	31.549	7	26	44.563	8	27	24.017	8
11	5	31.818	8	25	44.577	6	38	24.031	1
12	31	32.232	7	49	44.792	6	49	24.080	6
13	25	32.413	7	31	45.240	7	31	24.118	6
14	49	32.720	7	21	45.269	6	25	24.266	6
15	44	32.866	8	38	46.255	1	26	24.340	8
16	21	32.984	7	5	46.402	8	5	24.394	8
17	34	34.513	7	82	47.019	1	82	24.797	1
18	37	34.796	6	44	47.529	7	37	25.194	6
19	82	46.025	2	37	47.869	6	44	25.222	8
20	38			34	49.669	7	34	26.007	5

IDEAL / BEST LAP COMPARISON

NO	NAME	BEST	IN	IDEAL	DIFF
55	Maxim Bartell	1:33.276	7	1:33.006	+0.270
7	Richard Trott	1:33.899	7	1:33.852	+0.047
20	Gaius Ghinn	1:33.976	9	1:33.901	+0.075
17	Keith White	1:34.057	7	1:34.022	+0.035
88	Cameron Jackson	1:34.701	5	1:34.436	+0.265
8	David Thorburn	1:37.656	8	1:37.382	+0.274
62	Graham Kiddy	1:39.302	7	1:38.674	+0.628
27	Glenn Eagling	1:39.338	6	1:39.291	+0.047
93	Rudolf Ernst	1:40.163	7	1:39.136	+1.027
26	James Denty	1:40.584	8	1:40.452	+0.132
25	Andrew Hibberd	1:41.443	6	1:41.256	+0.187
31	Stephen Pegram	1:41.947	8	1:41.590	+0.357
5	Mark Goodyear	1:42.614	8	1:42.614	+0.000
49	Martin Anslow	1:42.726	7	1:41.592	+1.134
21	Lorraine Gathercole	1:42.898	6	1:41.846	+1.052
44	Paul Tonkin	1:45.929	7	1:45.617	+0.312
37	Lincoln Small	1:47.859	6	1:47.859	+0.000
34	Peter Finnigan	1:51.079	6	1:50.189	+0.890
82	Paul Smith			1:57.841	3:56.934
38	Hugh Price				+

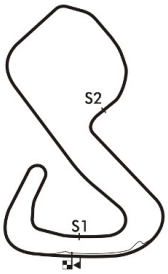

Session Start: 10:24:41 - Finish: 10:49:25
Weather/Track Conditions: Sun / Dry
Circuit: Brands Hatch Grand Prix Circuit
Track Length: 3.916 Km - 2.4330 miles

Legends of Brands Hatch Superprix - 1 - 2 Jul 2017

HSCC Classic Racing Cars with Classic Formula 3 supported by MB Wheels

Qualifying for Race 15 - Best Sector Speeds

	NO	SECTOR 1	MPH	NO	SECTOR 2	MPH	NO	SECTOR 3	MPH
1	55	Maxim Bartell	103.0	7	Richard Trott	97.9	49	Martin Anslow	124.9
2	17	Keith White	102.6	55	Maxim Bartell	96.6	37	Lincoln Small	124.0
3	20	Gaius Ghinn	102.5	88	Cameron Jackson	96.4	21	Lorraine Gathercole	123.1
4	88	Cameron Jackson	101.7	17	Keith White	95.9	62	Graham Kiddy	122.4
5	7	Richard Trott	101.3	20	Gaius Ghinn	95.6	55	Maxim Bartell	122.2
6	8	David Thorburn	100.8	27	Glenn Eagling	91.3	5	Mark Goodyear	122.0
7	62	Graham Kiddy	100.6	5	Mark Goodyear	90.9	88	Cameron Jackson	122.0
8	93	Rudolf Ernst	100.2	8	David Thorburn	90.9	17	Keith White	121.8
9	21	Lorraine Gathercole	97.7	26	James Denty	90.1	7	Richard Trott	121.3
10	5	Mark Goodyear	97.3	62	Graham Kiddy	89.4	20	Gaius Ghinn	121.3
11	31	Stephen Pegram	96.1	31	Stephen Pegram	89.1	93	Rudolf Ernst	120.2
12	49	Martin Anslow	96.1	93	Rudolf Ernst	88.9	8	David Thorburn	119.2
13	25	Andrew Hibberd	94.7	25	Andrew Hibberd	87.9	38	Hugh Price	118.7
14	27	Glenn Eagling	94.6	21	Lorraine Gathercole	87.6	31	Stephen Pegram	118.5
15	26	James Denty	92.9	49	Martin Anslow	82.5	25	Andrew Hibberd	115.7
16	44	Paul Tonkin	92.6	44	Paul Tonkin	82.2	82	Paul Smith	114.3
17	37	Lincoln Small	92.5	37	Lincoln Small	77.1	27	Glenn Eagling	112.2
18	38	Hugh Price	88.4	82	Paul Smith	75.3	44	Paul Tonkin	111.5
19	82	Paul Smith	87.7	34	Peter Finnigan	75.0	34	Peter Finnigan	110.9
20	34	Peter Finnigan	86.7	38	Hugh Price	70.8	26	James Denty	110.6

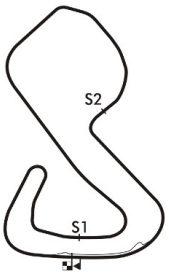

Session Start: 10:24:41 - Finish: 10:49:25
Weather/Track Conditions: Sun / Dry
Circuit: Brands Hatch Grand Prix Circuit
Track Length: 3.916 Km - 2.4330 miles

Legends of Brands Hatch Superprix - 1 - 2 Jul 2017

HSCC Classic Racing Cars with Classic Formula 3 supported by MB Wheels

Race 15 - Starting Grid

Sheet No:

Start Time : 16:50 - Heat Duration : 20 Minutes

ROW					
10	19	82	Paul Smith		
9	17	37	Lincoln Small	18	34 Peter Finnigan
8	15	21	Lorraine Gathercole	16	44 Paul Tonkin
7	13	5	Mark Goodyear	14	49 Martin Anslow
6	11	25	Andrew Hibberd	12	31 Stephen Pegram
5	9	93	Rudolf Ernst	10	26 James Denty
4	7	62	Graham Kiddy	8	27 Glenn Eagling
3	5	88	Cameron Jackson	6	8 David Thorburn
2	3	20	Gaius Ghinn	4	17 Keith White
1	1	55	Maxim Bartell	2	7 Richard Trott

Pole Right

Circuit: Brands Hatch Grand Prix Circuit
Track Length: 3.916 Km - 2.4330 miles

These results are provisional until the conclusion of any judicial and technical matters.

Clerk of the Course:	Timekeeper:	Issued at:
Julian Floyd	Nick Palmer	

Legends of Brands Hatch Superprix - 1 - 2 Jul 2017

HSCC 70's Road Sports

Qualifying for Race 16 - Classification

Sheet No:

POS	NO	DRIVER/S	CLASS	CLASS POS	CAR MAKE / MODEL	TIME	ON	LAPS	GAP	DIFF	MPH
1	19	Will Leverett	C	1	Lotus Europa	1:47.752	7	7			81.29
2	24	Charles Barter	B	1	Datsun 240Z	1:48.112	6	8	0.360	0.360	81.02
3	72	Jim Dean	C	2	Lotus Europa	1:50.000	7	7	2.248	1.888	79.63
4	40	Tom Bradshaw	A	1	Porsche 928	1:50.384	8	8	2.632	0.384	79.35
5	20	Mark Leverett	C	3	Lotus Elan	1:50.666	5	7	2.914	0.282	79.15
6	131	Mark Bennett	A	2	MG B	1:51.998	6	8	4.246	1.332	78.20
7	65	Stephen Cooke	C	4	Lotus Seven S4	1:52.480	8	8	4.728	0.482	77.87
8	13	David Karaskas	B	2	TVR 3000M	1:52.872	7	8	5.120	0.392	77.60
9	70	Steve Skipworth	C	5	Lotus Europa	1:52.993	6	7	5.241	0.121	77.52
10	15	Charlie Ugo	B	3	Ferrari 308 GT4	1:55.894	5	7	8.142	2.901	75.58
11	27	Chris Fisher	E	1	MG Arkley	1:56.480	8	8	8.728	0.586	75.20
12	92	Brian Jarvis	D	1	Porsche 924	1:56.523	6	7	8.771	0.043	75.17
13	14	Chris Holland	C	6	Lotus Seven S4	1:56.530	8	8	8.778	0.007	75.16
14	1	Julian Barter	D	2	MG B	1:56.634	4	6	8.882	0.104	75.10
15	55	Stephen Bellerby	B	4	TVR 3000M	1:57.606	6	6	9.854	0.972	74.48
16	6	Johan Denekamp	I	1	TVR Tuscan	1:57.756	6	8	10.004	0.150	74.38
17	10	Nigel Ashley	C	7	Lotus Europa	1:57.991	5	7	10.239	0.235	74.23
18	7	David Tomkinson	E	2	Triumph Spitfire	1:58.153	7	8	10.401	0.162	74.13
19	56	Sarah Hutchison	D	3	Lancia Beta	1:58.420	7	8	10.668	0.267	73.96
20	12	Neil Brown	D	4	Lotus Eclat	1:58.796	7	8	11.044	0.376	73.73
21	101	Peter Bowyer	I	2	MG B Roadster	1:58.943	5	7	11.191	0.147	73.64
22	76	David Erwin	D	5	Alfa Romeo 2000 GTV	1:59.796	3	6	12.044	0.853	73.11
23	33	Matt Nichols	B	5	TVR 3000M	2:01.416	3	3	13.664	1.620	72.14
24	16	Richard Grube	I	3	Porsche 914-6	2:03.308	7	7	15.556	1.892	71.03
25	61	Lawrence Alexander	I	4	Alfa Romeo GTV	2:04.295	7	7	16.543	0.987	70.47
26	73	Peter Sloan	D	6	Alfa Romeo 2000 GTV	2:06.904	7	7	19.152	2.609	69.02
27	74	Simon Adkins	D	7	Alfa Romeo GTV	2:14.742	7	7	26.990	7.838	65.00

Car 92 requires a working transponder - Regulation Q.12.2.1 refers.
A 30 second penalty will be applied if not working in the race.
Car 76 - transponder working intermittently, please check position.

Session Start: 10:53:13 - Finish: 11:08:15
Weather/Track Conditions: Sun / Dry
Circuit: Brands Hatch Grand Prix Circuit
Track Length: 3.916 Km - 2.4330 miles

These results are provisional until the conclusion of any judicial and technical matters.

Clerk of the Course:	Timekeeper:	Issued at:
Julian Floyd	Nick Palmer	

MST

Printed : 02-07-2017 - 11:10

Full results available at www.mstworld.com. Email: timing@mstworld.com

Legends of Brands Hatch Superprix - 1 - 2 Jul 2017

HSCC 70's Road Sports

Qualifying for Race 16 - Sector Analysis

1	Julian Barter (D)								MG B								
lap	Sect-1	Speed	Sect-2	Speed	Sect-3	Speed	Laptime	Pit	lap	Sect-1	Speed	Sect-2	Speed	Sect-3	Speed	Laptime	Pit
1	Out	71.9	55.600	66.3	29.594	99.5	2:07.827		4	36.729	75.6	52.446	71.6	27.459	101.1	1:56.634	
2	37.322	74.4	53.080	70.3	28.158	98.0	1:58.560		5	36.913	79.1	53.687	67.6	28.713	98.6	1:59.313	
3	37.007	78.8	52.623	74.1	27.666	99.7	1:57.296		6	36.982	78.7	52.631	66.3	28.101	99.7	1:57.714	

6	Johan Denekamp (I)								TVR Tuscan								
lap	Sect-1	Speed	Sect-2	Speed	Sect-3	Speed	Laptime	Pit	lap	Sect-1	Speed	Sect-2	Speed	Sect-3	Speed	Laptime	Pit
1	Out	66.5	58.450	59.1	31.739	93.8	2:19.311		5	36.963	82.1	53.990	70.9	28.479	106.0	1:59.432	
2	39.762	74.8	55.578	64.9	29.638	95.6	2:04.978		6	36.854	81.8	52.964	70.0	27.938	104.7	1:57.756	
3	40.211	75.9	54.420	68.0	29.413	102.2	2:04.044		7	37.024	81.1	53.086	71.0	27.944	103.4	1:58.054	
4	37.750	79.0	53.474	68.0	28.747	103.6	1:59.971		8	37.057	81.3	53.531	71.6	29.018	93.0	1:59.606	

7	David Tomkinson (E)								Triumph Spitfire								
lap	Sect-1	Speed	Sect-2	Speed	Sect-3	Speed	Laptime	Pit	lap	Sect-1	Speed	Sect-2	Speed	Sect-3	Speed	Laptime	Pit
1	Out	73.7	56.522	66.6	29.773	95.2	2:10.758		5	37.645	76.1	53.394	70.4	28.463	99.6	1:59.502	
2	36.683	77.8	53.943	76.0	28.672	97.0	1:59.298		6	37.093	75.1	53.074	72.8	28.272	98.4	1:58.439	
3	37.113	77.1	54.150	62.6	29.214	97.7	2:00.477		7	36.585	79.5	53.221	74.2	28.347	98.0	1:58.153	
4	37.791	77.4	53.446	69.6	29.011	97.4	2:00.248		8	36.251	80.0	53.128	73.1	29.058	96.3	1:58.437	

10	Nigel Ashley (C)								Lotus Europa								
lap	Sect-1	Speed	Sect-2	Speed	Sect-3	Speed	Laptime	Pit	lap	Sect-1	Speed	Sect-2	Speed	Sect-3	Speed	Laptime	Pit
1	Out	67.6	57.853	61.9	30.309	101.4	2:14.893		5	37.426	80.9	52.401	67.8	28.164	106.4	1:57.991	
2	39.479	77.0	53.370	66.6	28.997	105.4	2:01.846		6	37.730	76.8	55.426	61.6	28.421	105.5	2:01.577	
3	38.678	76.5	54.055	65.5	28.422	105.4	2:01.155		7	37.635	78.2	53.011	69.0	28.276	104.9	1:58.922	
4	38.147	78.9	53.300	68.1	28.823	106.4	2:00.270		8								

12	Neil Brown (D)								Lotus Eclat								
lap	Sect-1	Speed	Sect-2	Speed	Sect-3	Speed	Laptime	Pit	lap	Sect-1	Speed	Sect-2	Speed	Sect-3	Speed	Laptime	Pit
1	Out	71.7	57.412	68.9	30.012	102.3	2:15.511		5	38.608	77.8	53.695	72.3	28.140	105.9	2:00.443	
2	39.810	76.3	55.568	68.7	30.243	103.4	2:05.621		6	38.185	80.3	53.666	75.7	28.176	105.5	2:00.027	
3	38.577	80.9	54.210	71.6	28.550	104.4	2:01.337		7	37.516	82.4	53.134	72.0	28.146	105.0	1:58.796	
4	38.385	81.3	54.131	73.1	28.431	105.2	2:00.947		8	37.698	81.3	53.434	72.2	28.189	105.4	1:59.321	

13	David Karaskas (B)								TVR 3000M								
lap	Sect-1	Speed	Sect-2	Speed	Sect-3	Speed	Laptime	Pit	lap	Sect-1	Speed	Sect-2	Speed	Sect-3	Speed	Laptime	Pit
1	Out	78.3	53.122	62.6	28.693	111.5	2:05.434		5	35.666	89.2	51.197	75.8	27.172	112.4	1:54.035	
2	36.145	88.5	51.100	75.6	27.273	111.5	1:54.518		6	35.546	87.0	50.470	75.5	26.945	112.8	1:52.961	
3	36.154	89.7	50.283	77.3	26.993	112.0	1:53.430		7	35.299	86.1	50.718	74.6	26.855	112.8	1:52.872	
4	35.420	88.9	50.672	76.1	27.152	113.2	1:53.244		8	35.762	89.2	50.891	74.5	26.911	113.0	1:53.564	

14	Chris Holland (C)								Lotus Seven S4								
lap	Sect-1	Speed	Sect-2	Speed	Sect-3	Speed	Laptime	Pit	lap	Sect-1	Speed	Sect-2	Speed	Sect-3	Speed	Laptime	Pit
1	Out	72.9	56.376	65.8	28.270	105.5	2:10.371		5	36.938	78.4	52.174	66.1	28.117	105.2	1:57.229	
2	38.013	78.7	54.233	61.4	28.788	103.9	2:01.034		6	36.364	78.2	53.337	66.1	28.550	107.0	1:58.251	
3	37.923	80.3	52.966	68.3	27.788	104.9	1:58.677		7	36.784	78.0	53.720	66.6	27.857	104.7	1:58.361	
4	36.591	82.5	52.732	64.4	28.094	107.0	1:57.417		8	36.105	83.5	52.197	67.2	28.228	104.5	1:56.530	

15	Charlie Ugo (B)								Ferrari 308 GT4								
lap	Sect-1	Speed	Sect-2	Speed	Sect-3	Speed	Laptime	Pit	lap	Sect-1	Speed	Sect-2	Speed	Sect-3	Speed	Laptime	Pit
1	Out	76.8	56.186	68.1	29.876	103.4	2:11.179		5	36.240	84.5	52.032	74.6	27.622	107.4	1:55.894	
2	37.804	71.7	55.042	72.4	28.162	105.0	2:01.008		6	36.874	83.6	54.504	74.3	27.343	105.5	1:58.721	
3	38.125	77.9	57.992	72.5	28.795	106.5	2:04.912		7	36.046	84.1	52.816	73.8	27.946	104.1	1:56.808	
4	36.589	85.0	52.774	72.7	27.613	107.6	1:56.976		8								

16	Richard Grube (I)								Porsche 914-6								
lap	Sect-1	Speed	Sect-2	Speed	Sect-3	Speed	Laptime	Pit	lap	Sect-1	Speed	Sect-2	Speed	Sect-3	Speed	Laptime	Pit
1	Out	73.6	59.099	60.7	31.776	95.2	2:15.847		5	39.426	74.4	56.290	68.6	29.540	99.7	2:05.256	
2	39.827	78.8	57.003	67.9	30.027	96.7	2:06.857		6	39.248	77.1	56.199	69.7	29.340	99.5	2:04.787	
3	40.303	79.5	56.190	69.2	29.740	98.4	2:06.233		7	38.631	79.3	55.210	73.3	29.467	93.3	2:03.308	
4	39.964	79.1	55.818	70.8	29.661	98.3	2:05.443		8								

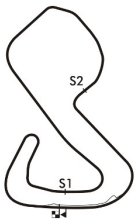

Session Start: 10:53:13 - Finish: 11:08:15
Weather/Track Conditions: Sun / Dry
Circuit: Brands Hatch Grand Prix Circuit
Track Length: 3.916 Km - 2.4330 miles

MST

Full results available at www.mstworld.com. Email: timing@mstworld.com

Printed : 02-07-2017 - 11:14

Legends of Brands Hatch Superprix - 1 - 2 Jul 2017

HSCC 70's Road Sports

Qualifying for Race 16 - Sector Analysis

19 Will Leverett (C) — Lotus Europa

lap	Sect-1	Speed	Sect-2	Speed	Sect-3	Speed	Laptime	Pit
1	Out	78.3	56.465	69.5	27.438	108.8	2:06.346	
2	35.792	85.3	51.235	63.9	27.947	110.6	1:54.974	
3	35.388	86.4	49.163	75.3	26.222	111.3	1:50.773	
4	34.479	88.4	48.565	75.3	26.125	111.8	1:49.169	
5	34.342	85.9	48.656	77.5	25.948	112.0	1:48.946	
6	34.026	88.8	51.271	67.9	26.174	112.0	1:51.471	
7	34.043	89.2	48.118	80.8	25.591	110.6	1:47.752	
8								

20 Mark Leverett (C) — Lotus Elan

lap	Sect-1	Speed	Sect-2	Speed	Sect-3	Speed	Laptime	Pit
1	Out	77.8	54.804	70.2	27.647	110.9	2:07.165	
2	35.452	80.3	51.847	72.4	27.130	112.6	1:54.429	
3	35.963	80.1	49.954	77.0	26.726	113.3	1:52.643	
4	35.529	84.3	50.296	81.1	27.180	115.1	1:53.005	
5	34.480	86.8	49.820	79.7	26.366	114.5	1:50.666	
6	35.222	83.9	49.474	77.8	26.258	115.5	1:50.954	
7	34.569	82.0	49.644	80.3	26.495	114.5	1:50.708	
8								

24 Charles Barter (B) — Datsun 240Z

lap	Sect-1	Speed	Sect-2	Speed	Sect-3	Speed	Laptime	Pit
1	Out	65.6	55.735	60.6	28.046	108.2	2:11.623	
2	34.776	86.5	48.610	75.5	25.954	110.9	1:49.340	
3	34.408	87.9	48.365	76.6	25.863	110.9	1:48.636	
4	34.656	87.7	49.256	75.8	26.011	111.3	1:49.923	
5	36.761	76.6	58.554	73.6	26.167	111.7	2:01.482	
6	34.527	87.6	47.864	80.2	25.721	112.0	1:48.112	
7	41.921	72.7	1:04.441	59.0	27.722	109.7	2:14.084	
8	34.462	88.7	48.580	76.6	25.716	111.5	1:48.758	

27 Chris Fisher (E) — MG Arkley

lap	Sect-1	Speed	Sect-2	Speed	Sect-3	Speed	Laptime	Pit
1	Out	71.5	55.174	70.5	29.926	93.5	2:10.880	
2	38.523	72.3	55.463	65.6	29.360	93.5	2:03.346	
3	36.747	75.7	54.660	65.4	28.931	96.9	2:00.338	
4	38.649	72.8	54.459	58.6	30.540	97.0	2:03.648	
5	36.541	75.7	52.880	72.8	28.049	97.7	1:57.470	
6	36.142	76.3	52.794	78.4	28.206	96.3	1:57.142	
7	35.920	77.8	52.278	75.1	28.379	96.7	1:56.577	
8	36.005	78.3	52.424	76.7	28.051	97.4	1:56.480	

33 Matt Nichols (B) — TVR 3000M

lap	Sect-1	Speed	Sect-2	Speed	Sect-3	Speed	Laptime	Pit
1	Out	74.1	58.010	63.3	30.236	103.1	2:12.438	
2	39.491	77.9	54.636	67.2	29.133	105.5	2:03.260	
3	37.556	79.0	54.977	68.6	28.883	104.4	2:01.416	
4								

40 Tom Bradshaw (A) — Porsche 928

lap	Sect-1	Speed	Sect-2	Speed	Sect-3	Speed	Laptime	Pit
1	Out	58.5	58.273	60.1	28.846	107.7	2:13.547	
2	37.528	75.3	54.045	69.7	27.824	110.4	1:59.397	
3	37.262	83.6	50.879	75.1	27.205	111.1	1:55.346	
4	35.353	90.1	50.332	78.0	26.830	114.3	1:52.515	
5	35.237	90.9	49.917	77.1	26.889	112.6	1:52.043	
6	35.421	86.3	54.575	66.4	28.462	114.7	1:58.458	
7	34.975	90.4	49.800	80.8	26.751	112.2	1:51.526	
8	34.690	91.1	49.237	80.9	26.457	113.3	1:50.384	

55 Stephen Bellerby (B) — TVR 3000M

lap	Sect-1	Speed	Sect-2	Speed	Sect-3	Speed	Laptime	Pit
1	Out	72.8	56.803	68.7	28.400	105.2	2:09.628	
2	37.409	82.7	52.787	66.5	27.591	107.9	1:57.787	
3	36.946	69.6	53.234	68.7	27.722	104.7	1:57.902	
4	40.545	52.7	In		In		3:45.444	P
5	Out	73.9	53.621	74.9	28.530	104.4	2:03.607	
6	37.102	77.5	53.257	73.4	27.247	107.6	1:57.606	

56 Sarah Hutchison (D) — Lancia Beta

lap	Sect-1	Speed	Sect-2	Speed	Sect-3	Speed	Laptime	Pit
1	Out	64.5	1:02.043	58.3	31.389	95.5	2:22.695	
2	38.688	73.2	56.160	66.3	29.784	100.0	2:04.632	
3	39.495	76.7	57.869	67.4	28.366	102.5	2:05.730	
4	36.667	73.3	54.294	68.6	28.262	100.6	1:59.223	
5	37.338	77.2	54.560	69.3	28.161	103.3	2:00.059	
6	36.407	78.9	54.576	69.7	28.293	101.2	1:59.276	
7	36.700	77.6	53.641	70.8	28.079	102.0	1:58.420	
8	36.717	78.8	54.455	69.8	28.764	100.5	1:59.936	

61 Lawrence Alexander (I) — Alfa Romeo GTV

lap	Sect-1	Speed	Sect-2	Speed	Sect-3	Speed	Laptime	Pit
1	Out	65.2	59.926	56.6	32.004	98.0	2:16.680	
2	40.072	74.3	57.599	61.7	29.863	96.0	2:07.534	
3	38.535	75.3	56.633	63.5	29.684	97.9	2:04.852	
4	38.744	76.0	56.765	63.4	29.814	97.2	2:05.323	
5	38.328	74.0	56.976	65.4	29.503	97.6	2:04.807	
6	37.938	74.4	56.749	54.7	31.166	94.2	2:05.853	
7	38.607	74.6	56.072	65.9	29.616	95.4	2:04.295	
8								

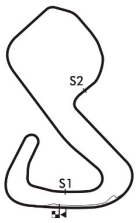

Session Start: 10:53:13 - Finish: 11:08:15
Weather/Track Conditions: Sun / Dry
Circuit: Brands Hatch Grand Prix Circuit
Track Length: 3.916 Km - 2.4330 miles

Legends of Brands Hatch Superprix - 1 - 2 Jul 2017

HSCC 70's Road Sports

Qualifying for Race 16 - Sector Analysis

65 Stephen Cooke (C) — Lotus Seven S4

lap	Sect-1	Speed	Sect-2	Speed	Sect-3	Speed	Laptime	Pit	lap	Sect-1	Speed	Sect-2	Speed	Sect-3	Speed	Laptime	Pit
1	Out	73.3	57.406	60.5	29.298	104.1	2:12.902		5	35.478	87.4	51.033	78.6	27.236	108.2	1:53.747	
2	37.226	77.3	53.185	76.2	27.308	108.2	1:57.719		6	35.894	86.3	51.502	76.6	27.234	109.1	1:54.630	
3	36.153	86.7	52.674	74.4	27.595	107.2	1:56.422		7	34.972	84.2	50.733	79.4	26.962	108.4	1:52.667	
4	35.988	85.1	52.165	73.0	27.861	105.7	1:56.014		8	35.174	88.1	50.531	80.0	26.775	108.8	1:52.480	

70 Steve Skipworth (C) — Lotus Europa

lap	Sect-1	Speed	Sect-2	Speed	Sect-3	Speed	Laptime	Pit	lap	Sect-1	Speed	Sect-2	Speed	Sect-3	Speed	Laptime	Pit
1	Out	63.8	59.834	61.4	29.415	106.4	2:21.853		5	37.547	80.0	51.499	67.7	26.726	110.2	1:55.772	
2	37.953	82.4	51.608	73.0	27.264	108.2	1:56.825		6	35.482	88.1	50.385	74.0	27.126	108.9	1:52.993	
3	37.159	83.3	49.914	74.8	27.510	110.6	1:54.583		7	36.398	86.7	51.868	68.9	27.509	100.9	1:55.775	
4	35.580	82.5	51.265	70.8	27.198	110.0	1:54.043		8								

72 Jim Dean (C) — Lotus Europa

lap	Sect-1	Speed	Sect-2	Speed	Sect-3	Speed	Laptime	Pit	lap	Sect-1	Speed	Sect-2	Speed	Sect-3	Speed	Laptime	Pit
1	Out	70.4	54.281	67.4	27.651	108.9	2:08.707		5	34.289	88.0	50.515	74.7	26.494	111.3	1:51.298	
2	36.450	82.3	50.666	76.1	26.432	110.9	1:53.548		6	34.872	87.1	49.151	74.2	27.007	109.8	1:51.030	
3	35.802	83.7	49.212	78.8	26.204	107.4	1:51.218		7	34.646	87.7	48.990	76.5	26.364	110.0	1:50.000	
4	35.774	85.1	49.874	76.5	26.055	112.0	1:51.703		8								

73 Peter Sloan (D) — Alfa Romeo 2000 GTV

lap	Sect-1	Speed	Sect-2	Speed	Sect-3	Speed	Laptime	Pit	lap	Sect-1	Speed	Sect-2	Speed	Sect-3	Speed	Laptime	Pit
1	Out	68.4	1:04.482	54.8	32.657	93.8	2:23.605		5	39.715	80.0	57.265	68.6	30.083	97.7	2:07.063	
2	41.092	77.1	1:01.262	66.8	31.052	97.4	2:13.406		6	40.180	79.5	57.807	68.7	29.903	97.6	2:07.890	
3	40.498	78.1	1:00.252	65.8	31.684	98.1	2:12.434		7	39.403	80.2	57.595	68.5	29.906	95.5	2:06.904	
4	39.446	79.3	57.435	58.5	31.171	88.8	2:08.052		8								

74 Simon Adkins (D) — Alfa Romeo GTV

lap	Sect-1	Speed	Sect-2	Speed	Sect-3	Speed	Laptime	Pit	lap	Sect-1	Speed	Sect-2	Speed	Sect-3	Speed	Laptime	Pit
1	Out	62.0	1:06.046	56.1	35.670	85.8	2:30.465		5	43.287	66.0	1:03.545	62.9	34.764	85.6	2:21.596	
2	45.934	58.2	1:06.778	59.2	34.923	80.6	2:27.635		6	43.809	61.1	1:03.402	61.0	32.062	91.5	2:19.273	
3	46.407	65.6	1:06.378	52.9	33.376	89.5	2:26.161		7	42.166	68.1	1:01.327	61.9	31.249	91.4	2:14.742	
4	43.984	69.6	1:05.333	59.8	33.569	86.5	2:22.886		8								

76 David Erwin (D) — Alfa Romeo 2000 GTV

lap	Sect-1	Speed	Sect-2	Speed	Sect-3	Speed	Laptime	Pit	lap	Sect-1	Speed	Sect-2	Speed	Sect-3	Speed	Laptime	Pit
1	39.220		54.968	69.8	29.566	93.6	2:03.754		4	36.509		53.987	68.3	29.521	96.9	2:00.017	
2	37.521	76.2	53.575	74.1	28.907	97.6	2:00.003		5	37.410		55.096	72.3	29.241	95.9	2:01.747	
3	37.166		54.111	72.6	28.519	97.6	1:59.796		6	37.203		54.608	73.4	29.325	96.2	2:01.136	

92 Brian Jarvis (D) — Porsche 924

lap	Sect-1	Speed	Sect-2	Speed	Sect-3	Speed	Laptime	Pit	lap	Sect-1	Speed	Sect-2	Speed	Sect-3	Speed	Laptime	Pit
1							2:03.651		5							1:58.011	
2							1:59.150		6							1:56.523	
3							1:57.702		7							1:56.858	
4							1:57.980		8								

101 Peter Bowyer (I) — MG B Roadster

lap	Sect-1	Speed	Sect-2	Speed	Sect-3	Speed	Laptime	Pit	lap	Sect-1	Speed	Sect-2	Speed	Sect-3	Speed	Laptime	Pit
1	Out	72.3	57.841	70.0	29.326	100.9	2:14.607		5	36.921	80.5	53.625	74.4	28.397	102.6	1:58.943	
2	37.990	79.8	53.949	74.1	29.609	101.2	2:01.548		6	36.910	81.6	55.032	73.9	28.618	101.6	2:00.560	
3	38.540	80.6	54.161	73.0	28.713	101.4	2:01.414		7	36.443	82.6	53.853	72.3	28.721	100.5	1:59.017	
4	37.342	80.8	53.455	73.3	28.631	101.6	1:59.428		8								

131 Mark Bennett (A) — MG B

lap	Sect-1	Speed	Sect-2	Speed	Sect-3	Speed	Laptime	Pit	lap	Sect-1	Speed	Sect-2	Speed	Sect-3	Speed	Laptime	Pit
1	Out	74.0	54.783	64.2	27.930	109.8	2:07.713		5	36.295	83.0	51.895	64.8	27.530	110.0	1:55.720	
2	38.642	80.6	52.177	69.7	27.006	111.5	1:57.825		6	35.573	81.9	50.053	76.2	26.372	111.5	1:51.998	
3	35.514	77.6	52.265	72.6	26.822	110.9	1:54.601		7	35.856	75.1	51.784	73.6	26.851	110.4	1:54.491	
4	36.023	82.3	50.475	75.7	26.251	113.7	1:52.749		8	35.137	82.7	51.164	74.4	26.601	110.9	1:52.902	

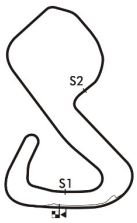

Session Start: 10:53:13 - Finish: 11:08:15
Weather/Track Conditions: Sun / Dry
Circuit: Brands Hatch Grand Prix Circuit
Track Length: 3.916 Km - 2.4330 miles

Legends of Brands Hatch Superprix - 1 - 2 Jul 2017

HSCC 70's Road Sports

Qualifying for Race 16 - Best Sector Times

	SECTOR 1			SECTOR 2			SECTOR 3		
	NO	TIME	LAP	NO	TIME	LAP	NO	TIME	LAP
1	19	34.026	6	24	47.864	6	19	25.591	7
2	72	34.289	5	19	48.118	7	24	25.716	8
3	24	34.408	3	72	48.990	7	72	26.055	4
4	20	34.480	5	40	49.237	8	131	26.251	4
5	40	34.690	8	20	49.474	6	20	26.258	6
6	65	34.972	7	70	49.914	3	40	26.457	8
7	131	35.137	8	131	50.053	6	70	26.726	5
8	13	35.299	7	13	50.283	3	65	26.775	8
9	70	35.482	6	65	50.531	8	13	26.855	7
10	27	35.920	7	55	51.716	7	55	27.247	6
11	15	36.046	7	15	52.032	5	15	27.343	6
12	14	36.105	8	14	52.174	5	1	27.459	4
13	7	36.251	8	27	52.278	7	14	27.788	3
14	56	36.407	6	10	52.401	5	6	27.938	6
15	101	36.443	7	1	52.446	4	27	28.049	5
16	76	36.509	4	6	52.964	6	56	28.079	7
17	1	36.729	4	7	53.074	6	12	28.140	5
18	6	36.854	6	12	53.134	7	10	28.164	5
19	55	36.946	3	101	53.455	4	7	28.272	6
20	10	37.426	5	76	53.575	2	101	28.397	5
21	12	37.516	7	56	53.641	7	76	28.519	3
22	33	37.556	3	33	54.585	4	33	28.883	3
23	61	37.938	6	16	55.210	7	16	29.340	6
24	16	38.631	7	61	56.072	7	61	29.503	5
25	73	39.403	7	73	57.265	5	73	29.903	6
26	74	42.166	7	74	1:01.327	7	74	31.249	7
27	92			92			92		

IDEAL / BEST LAP COMPARISON

NO	NAME	BEST	IN	IDEAL	DIFF
19	Will Leverett	1:47.752	7	1:47.735	+0.017
24	Charles Barter	1:48.112	6	1:47.988	+0.124
72	Jim Dean	1:50.000	7	1:49.334	+0.666
40	Tom Bradshaw	1:50.384	8	1:50.384	+0.000
20	Mark Leverett	1:50.666	5	1:50.212	+0.454
131	Mark Bennett	1:51.998	6	1:51.441	+0.557
65	Stephen Cooke	1:52.480	8	1:52.278	+0.202
13	David Karaskas	1:52.872	7	1:52.437	+0.435
70	Steve Skipworth	1:52.993	6	1:52.122	+0.871
15	Charlie Ugo	1:55.894	5	1:55.421	+0.473
27	Chris Fisher	1:56.480	8	1:56.247	+0.233
92	Brian Jarvis	1:56.523	6		+
14	Chris Holland	1:56.530	8	1:56.067	+0.463
1	Julian Barter	1:56.634	4	1:56.634	+0.000
55	Stephen Bellerby	1:57.606	6	1:55.909	+1.697
6	Johan Denekamp	1:57.756	6	1:57.756	+0.000
10	Nigel Ashley	1:57.991	5	1:57.991	+0.000
7	David Tomkinson	1:58.153	7	1:57.597	+0.556
56	Sarah Hutchison	1:58.420	7	1:58.127	+0.293
12	Neil Brown	1:58.796	7	1:58.790	+0.006
101	Peter Bowyer	1:58.943	5	1:58.295	+0.648
76	David Erwin	1:59.796	3	1:58.603	+1.193
33	Matt Nichols	2:01.416	3	2:01.024	+0.392
16	Richard Grube	2:03.308	7	2:03.181	+0.127
61	Lawrence Alexander	2:04.295	7	2:03.513	+0.782
73	Peter Sloan	2:06.904	7	2:06.571	+0.333
74	Simon Adkins	2:14.742	7	2:14.742	+0.000

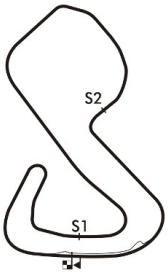

Session Start: 10:53:13 - Finish: 11:08:15
Weather/Track Conditions: Sun / Dry
Circuit: Brands Hatch Grand Prix Circuit
Track Length: 3.916 Km - 2.4330 miles

Legends of Brands Hatch Superprix - 1 - 2 Jul 2017

HSCC 70's Road Sports

Qualifying for Race 16 - Best Sector Speeds

	NO	SECTOR 1	MPH	NO	SECTOR 2	MPH	NO	SECTOR 3	MPH
1	40	Tom Bradshaw	91.1	20	Mark Leverett	81.1	20	Mark Leverett	115.5
2	13	David Karaskas	89.7	40	Tom Bradshaw	80.9	40	Tom Bradshaw	114.7
3	19	Will Leverett	89.2	19	Will Leverett	80.8	131	Mark Bennett	113.7
4	24	Charles Barter	88.7	24	Charles Barter	80.2	13	David Karaskas	113.2
5	65	Stephen Cooke	88.1	65	Stephen Cooke	80.0	19	Will Leverett	112.0
6	70	Steve Skipworth	88.1	72	Jim Dean	78.8	24	Charles Barter	112.0
7	72	Jim Dean	88.0	27	Chris Fisher	78.4	72	Jim Dean	112.0
8	20	Mark Leverett	86.8	13	David Karaskas	77.3	70	Steve Skipworth	110.6
9	15	Charlie Ugo	85.0	131	Mark Bennett	76.2	65	Stephen Cooke	109.1
10	14	Chris Holland	83.5	7	David Tomkinson	76.0	55	Stephen Bellerby	107.9
11	131	Mark Bennett	83.0	12	Neil Brown	75.7	15	Charlie Ugo	107.6
12	55	Stephen Bellerby	82.7	55	Stephen Bellerby	74.9	14	Chris Holland	107.0
13	101	Peter Bowyer	82.6	70	Steve Skipworth	74.8	10	Nigel Ashley	106.4
14	12	Neil Brown	82.4	15	Charlie Ugo	74.6	6	Johan Denekamp	106.0
15	6	Johan Denekamp	82.1	101	Peter Bowyer	74.4	12	Neil Brown	105.9
16	10	Nigel Ashley	80.9	1	Julian Barter	74.1	33	Matt Nichols	105.5
17	33	Matt Nichols	80.8	76	David Erwin	74.1	56	Sarah Hutchison	103.3
18	73	Peter Sloan	80.2	16	Richard Grube	73.3	101	Peter Bowyer	102.6
19	7	David Tomkinson	80.0	6	Johan Denekamp	71.6	1	Julian Barter	101.1
20	16	Richard Grube	79.5	56	Sarah Hutchison	70.8	16	Richard Grube	99.7
21	1	Julian Barter	79.1	10	Nigel Ashley	69.0	7	David Tomkinson	99.6
22	56	Sarah Hutchison	78.9	73	Peter Sloan	68.7	73	Peter Sloan	98.1
23	27	Chris Fisher	78.3	33	Matt Nichols	68.6	61	Lawrence Alexander	98.0
24	76	David Erwin	76.2	14	Chris Holland	68.3	27	Chris Fisher	97.7
25	61	Lawrence Alexander	76.0	61	Lawrence Alexander	65.9	76	David Erwin	97.6
26	74	Simon Adkins	69.6	74	Simon Adkins	62.9	74	Simon Adkins	91.5
27	92	Brian Jarvis	0.0	92	Brian Jarvis	0.0	92	Brian Jarvis	0.0

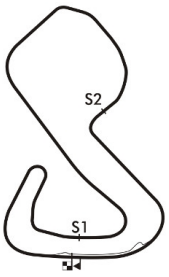

Session Start: 10:53:13 - Finish: 11:08:15
Weather/Track Conditions: Sun / Dry
Circuit: Brands Hatch Grand Prix Circuit
Track Length: 3.916 Km - 2.4330 miles

Legends of Brands Hatch Superprix - 1 - 2 Jul 2017

HSCC 70's Road Sports

Race 16 - Starting Grid

Sheet No:

Start Time : 17:25 - Heat Duration : 20 Minutes

ROW							
14	27	74	Simon Adkins				
13	25	61	Lawrence Alexander	26	73	Peter Sloan	
12	23	33	Matt Nichols	24	16	Richard Grube	
11	21	101	Peter Bowyer	22	76	David Erwin	
10	19	56	Sarah Hutchison	20	12	Neil Brown	
9	17	10	Nigel Ashley	18	7	David Tomkinson	
8	15	55	Stephen Bellerby	16	6	Johan Denekamp	
7	13	14	Chris Holland	14	1	Julian Barter	
6	11	27	Chris Fisher	12	92	Brian Jarvis	
5	9	70	Steve Skipworth	10	15	Charlie Ugo	
4	7	65	Stephen Cooke	8	13	David Karaskas	
3	5	20	Mark Leverett	6	131	Mark Bennett	
2	3	72	Jim Dean	4	40	Tom Bradshaw	
1	1	19	Will Leverett	2	24	Charles Barter	

Pole Right

Circuit: Brands Hatch Grand Prix Circuit
Track Length: 3.916 Km - 2.4330 miles

These results are provisional until the conclusion of any judicial and technical matters.

Clerk of the Course:	Timekeeper:	Issued at:
Julian Floyd	Nick Palmer	

MST

Printed : 02-07-2017 - 11:11

Full results available at www.mstworld.com. Email: timing@mstworld.com

Legends of Brands Hatch Superprix - 1 - 2 Jul 2017

HSCC Historic Formula Ford 2000 with Lackford Engineering Inc. URS Classic FF2000

Qualifying for Race 17 - Classification

Sheet No:

POS	NO	DRIVER/S	CLASS	CLASS POS	CAR MAKE / MODEL	TIME	ON	LAPS	GAP	DIFF	MPH
1	1	Andrew Park	A	1	Reynard SF81	1:34.433	10	10			92.75
2	35	Marc Mercer	URA	1	Van Diemen RF82	1:35.067	7	9	0.634	0.634	92.13
3	51	Graham Ridgway	A	2	Reynard SF78	1:36.617	9	9	2.184	1.550	90.65
4	59	Tom White	B	1	Osella FAF	1:36.776	9	10	2.343	0.159	90.51
5	72	Andrew Storer	A	3	Reynard SF79	1:36.799	4	9	2.366	0.023	90.48
6	8	Alexander Fores	A	4	Royale RP27	1:37.303	9	9	2.870	0.504	90.02
7	117	Chris Lord	URA	2	Van Diemen RF82	1:37.679	9	9	3.246	0.376	89.67
8	31	Brian Morris	A	5	Delta T80	1:37.738	7	8	3.305	0.059	89.61
9	54	Iain Rowley	D	1	Delta T80	1:38.290	5	6	3.857	0.552	89.11
10	58	Greg Robertson	A	6	Reynard SF79	1:38.647	7	9	4.214	0.357	88.79
11	6	Jeremy Main	A	7	Reynard SF79	1:38.715	9	9	4.282	0.068	88.73
12	77	David Walton	A	8	Royale RP27	1:38.787	9	9	4.354	0.072	88.66
13	41	David Mercer	B	2	Reynard SF78	1:38.969	7	7	4.536	0.182	88.50
14	20	Harry Bishop	URA	3	Crossle 56F	1:39.686	6	9	5.253	0.717	87.86
15	63	Eric Bailey	A	9	Royale RP27	1:40.074	3	3	5.641	0.388	87.52
16	45	John Stapleton	C	1	Tui BH2	1:40.310	7	9	5.877	0.236	87.32
17	69	Adrian Reynard	A	10	Reynard SF78	1:40.621	9	9	6.188	0.311	87.05
18	52	Jennifer Ridgway	A	11	Reynard SF78	1:41.787	7	8	7.354	1.166	86.05
19	21	Neil Bowman	B	3	Van Diemen RF78	1:42.806	5	7	8.373	1.019	85.20
20	99	Geoffrey O'nion	A	12	Reynard SF77	1:43.633	9	9	9.200	0.827	84.52
21	4	Richard Cooke	URA	4	Van Diemen RF82	1:45.328	8	8	10.895	1.695	83.16
22	49	Glyn Davies	URA	5	Van Diemen RF82	1:45.603	7	8	11.170	0.275	82.94
23	11	Jeff Williams	URS	1	Van Diemen RF82	1:46.327	8	8	11.894	0.724	82.38
24	78	Jeremy Caine	B	4	Lola T580	1:46.733	2	8	12.300	0.406	82.06
25	3	Steven Connor	URS	2	Van Diemen RF82	1:52.446	3	4	18.013	5.713	77.89

Session Start: 11:16:58 - Finish: 11:32:02
Weather/Track Conditions: Sun / Dry
Circuit: Brands Hatch Grand Prix Circuit
Track Length: 3.916 Km - 2.4330 miles

These results are provisional until the conclusion of any judicial and technical matters.

Clerk of the Course:	Timekeeper:	Issued at:
Julian Floyd	Nick Palmer	

Legends of Brands Hatch Superprix - 1 - 2 Jul 2017

HSCC Historic Formula Ford 2000 with Lackford Engineering Inc. URS Classic FF2000

Qualifying for Race 17 - Sector Analysis

1	Andrew Park (A)								Reynard SF81							
lap	Sect-1	Speed	Sect-2	Speed	Sect-3	Speed	Laptime	Pit	lap	Sect-1	Speed	Sect-2	Speed	Sect-3	Speed	Laptime	Pit
1	Out	95.2	43.639	87.1	23.357	117.5	1:40.998		6	29.670	98.7	44.130	88.1	23.245	118.1	1:37.045	
2	30.098	98.0	42.470	87.8	23.066	118.1	1:35.634		7	29.951	98.9	42.035	92.8	22.881	119.2	1:34.867	
3	30.367	98.2	42.512	89.3	23.176	117.5	1:36.055		8	30.170	99.6	43.870	83.2	24.919	116.5	1:38.959	
4	30.103	97.9	42.807	83.2	22.871	119.2	1:35.781		9	30.090	99.0	41.824	88.0	22.742	119.6	1:34.656	
5	29.907	98.3	43.533	83.6	24.165	116.5	1:37.605		10	29.743	99.5	41.781	86.2	22.909	120.4	1:34.433	

3	Steven Connor (URS)								Van Diemen RF82							
lap	Sect-1	Speed	Sect-2	Speed	Sect-3	Speed	Laptime	Pit	lap	Sect-1	Speed	Sect-2	Speed	Sect-3	Speed	Laptime	Pit
1	Out	85.8	55.766	73.0	27.726	107.7	2:04.827		3	34.913	90.5	50.593	76.2	26.940	109.3	1:52.446	
2	35.229	87.3	51.536	78.9	26.517	108.4	1:53.282		4	33.830	91.1	51.180	67.0	30.430	107.7	1:55.440	

4	Richard Cooke (URA)								Van Diemen RF82							
lap	Sect-1	Speed	Sect-2	Speed	Sect-3	Speed	Laptime	Pit	lap	Sect-1	Speed	Sect-2	Speed	Sect-3	Speed	Laptime	Pit
1	Out	78.5	57.299	66.4	28.002	104.4	2:07.872		5	33.978	90.3	48.766	73.0	26.405	109.8	1:49.149	
2	37.129	82.3	52.227	75.6	26.272	109.5	1:55.628		6	33.712	93.3	48.770	82.8	25.598	111.5	1:48.080	
3	35.377	86.3	49.437	69.4	25.890	111.3	1:50.704		7	34.296	90.3	47.325	79.5	25.357	112.4	1:46.978	
4	34.125	90.3	48.097	81.6	25.794	109.5	1:48.016		8	33.178	93.0	47.003	85.0	25.147	112.0	1:45.328	

6	Jeremy Main (A)								Reynard SF79							
lap	Sect-1	Speed	Sect-2	Speed	Sect-3	Speed	Laptime	Pit	lap	Sect-1	Speed	Sect-2	Speed	Sect-3	Speed	Laptime	Pit
1	Out	88.4	50.776	79.7	25.809	112.0	1:53.542		6	33.805	93.1	45.214	75.8	24.839	114.1	1:43.858	
2	32.829	93.4	46.806	77.2	24.908	113.2	1:44.543		7	31.297	97.0	45.066	82.8	24.481	114.5	1:40.844	
3	32.060	93.8	45.633	84.0	24.582	113.9	1:42.275		8	31.005	97.3	44.249	88.9	24.382	114.5	1:39.636	
4	31.802	95.1	45.968	73.4	25.659	114.5	1:43.429		9	30.783	97.4	44.025	85.5	23.907	116.1	1:38.715	
5	31.897	95.9	46.811	73.1	25.906	112.4	1:44.614		10								

8	Alexander Fores (A)								Royale RP27							
lap	Sect-1	Speed	Sect-2	Speed	Sect-3	Speed	Laptime	Pit	lap	Sect-1	Speed	Sect-2	Speed	Sect-3	Speed	Laptime	Pit
1	Out	89.1	49.540	82.4	25.444	111.3	1:54.951		6	30.671	97.9	43.837	91.5	23.914	112.6	1:38.422	
2	31.782	95.9	45.657	88.6	24.276	112.0	1:41.715		7	30.431	97.3	43.242	93.7	23.799	112.6	1:37.472	
3	31.004	96.7	44.955	87.8	24.212	113.3	1:40.171		8	33.349	92.2	43.477	94.0	23.722	112.6	1:40.548	
4	30.820	96.5	44.923	83.4	24.760	112.0	1:40.503		9	30.468	97.4	43.085	94.5	23.750	113.3	1:37.303	
5	30.743	97.2	43.818	87.8	24.146	113.5	1:38.707		10								

11	Jeff Williams (URS)								Van Diemen RF82							
lap	Sect-1	Speed	Sect-2	Speed	Sect-3	Speed	Laptime	Pit	lap	Sect-1	Speed	Sect-2	Speed	Sect-3	Speed	Laptime	Pit
1	Out	78.2	53.530	66.7	28.322	108.9	2:03.601		5	33.509	90.3	48.411	75.7	26.033	112.6	1:47.953	
2	34.746	85.8	50.467	74.5	26.248	111.5	1:51.461		6	34.930	89.1	47.767	78.9	25.545	112.0	1:48.242	
3	34.495	91.0	48.743	73.9	25.738	112.4	1:48.976		7	32.942	92.2	47.877	73.8	26.039	112.4	1:46.858	
4	33.284	92.0	48.329	71.4	26.676	110.7	1:48.289		8	33.448	92.9	47.536	74.4	25.343	113.2	1:46.327	

20	Harry Bishop (URA)								Crossle 56F							
lap	Sect-1	Speed	Sect-2	Speed	Sect-3	Speed	Laptime	Pit	lap	Sect-1	Speed	Sect-2	Speed	Sect-3	Speed	Laptime	Pit
1	Out	81.1	51.868	68.6	28.804	104.5	2:01.250		6	31.812	94.4	43.943	87.5	23.931	110.7	1:39.686	
2	34.273	88.2	48.355	82.4	25.751	106.5	1:48.379		7	32.578	95.4	44.544	93.1	24.083	112.2	1:41.205	
3	32.719	90.6	45.366	83.5	24.314	110.7	1:42.399		8	32.024	95.4	44.387	89.5	24.491	111.8	1:40.902	
4	31.785	93.8	44.827	77.3	25.577	109.7	1:42.189		9	31.303	95.5	44.277	84.8	25.023	112.8	1:40.603	
5	31.246	94.2	44.917	82.7	25.229	109.3	1:41.392		10								

21	Neil Bowman (B)								Van Diemen RF78							
lap	Sect-1	Speed	Sect-2	Speed	Sect-3	Speed	Laptime	Pit	lap	Sect-1	Speed	Sect-2	Speed	Sect-3	Speed	Laptime	Pit
1	Out	80.3	50.839	76.2	25.850	111.3	1:56.129		5	32.462	91.7	45.557	80.3	24.787	111.5	1:42.806	
2	33.382	91.7	46.669	78.3	25.478	113.0	1:45.529		6	32.255	92.5	45.910	77.4	25.780	113.3	1:43.945	
3	33.025	93.4	46.215	80.2	24.984	108.8	1:44.224		7	32.093	94.3	45.285	83.4	25.960	109.3	1:43.338	
4	32.996	91.2	46.475	72.9	26.874	106.2	1:46.345		8								

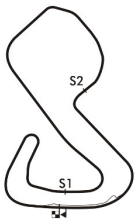

Session Start: 11:16:58 - Finish: 11:32:02
Weather/Track Conditions: Sun / Dry
Circuit: Brands Hatch Grand Prix Circuit
Track Length: 3.916 Km - 2.4330 miles

MST

Legends of Brands Hatch Superprix - 1 - 2 Jul 2017

HSCC Historic Formula Ford 2000 with Lackford Engineering Inc. URS Classic FF2000

Qualifying for Race 17 - Sector Analysis

31 Brian Morris (A) — Delta T80

lap	Sect-1	Speed	Sect-2	Speed	Sect-3	Speed	Laptime	Pit	lap	Sect-1	Speed	Sect-2	Speed	Sect-3	Speed	Laptime	Pit
1	Out	82.5	49.906	75.2	24.963	114.3	1:52.035		5	31.176	95.2	44.296	79.8	23.996	115.3	1:39.468	
2	33.336	92.6	46.666	85.7	24.358	114.3	1:44.360		6	30.979	95.0	44.151	85.3	23.647	114.9	1:38.777	
3	31.356	94.7	44.919	88.5	23.669	115.1	1:39.944		7	30.796	96.3	43.549	90.1	23.393	115.3	1:37.738	
4	30.757	95.1	44.488	83.7	24.524	115.5	1:39.769		8	31.606	95.2	46.201	82.8	23.659	115.5	1:41.466	

35 Marc Mercer (URA) — Van Diemen RF82

lap	Sect-1	Speed	Sect-2	Speed	Sect-3	Speed	Laptime	Pit	lap	Sect-1	Speed	Sect-2	Speed	Sect-3	Speed	Laptime	Pit
1	Out	87.7	45.485	81.0	24.385	115.1	1:46.647		6	29.563	98.2	43.177	85.0	23.219	115.7	1:35.959	
2	30.845	95.9	42.629	90.0	23.173	115.7	1:36.647		7	29.641	97.2	42.509	89.8	22.917	116.1	1:35.067	
3	30.231	97.3	43.121	90.3	22.954	115.5	1:36.306		8	30.328	98.2	42.193	92.1	23.139	115.7	1:35.660	
4	29.773	97.2	42.713	84.1	23.920	116.9	1:36.406		9	29.646	97.6	43.060	88.8	23.219	116.3	1:35.925	
5	29.774	97.9	42.898	84.1	23.381	116.5	1:36.053		10								

41 David Mercer (B) — Reynard SF78

lap	Sect-1	Speed	Sect-2	Speed	Sect-3	Speed	Laptime	Pit	lap	Sect-1	Speed	Sect-2	Speed	Sect-3	Speed	Laptime	Pit
1	Out	80.7	51.381	65.9	26.818	110.7	1:56.351		5	31.238	97.3	44.191	84.9	25.209	113.2	1:40.638	
2	32.602	96.2	45.324	84.6	24.352	114.7	1:42.278		6	31.652	93.8	44.510	83.4	24.383	111.5	1:40.545	
3	31.327	96.5	44.746	82.7	24.492	114.9	1:40.565		7	30.970	97.7	43.979	83.3	24.020	114.5	1:38.969	
4	30.896	97.2	45.091	82.0	25.633	113.3	1:41.620		8								

45 John Stapleton (C) — Tui BH2

lap	Sect-1	Speed	Sect-2	Speed	Sect-3	Speed	Laptime	Pit	lap	Sect-1	Speed	Sect-2	Speed	Sect-3	Speed	Laptime	Pit
1	Out	71.6	52.714	70.8	26.086	111.7	2:02.936		6	31.592	95.2	45.057	88.1	24.405	113.2	1:41.054	
2	32.826	89.5	46.748	85.6	24.299	113.9	1:43.873		7	31.323	94.3	44.416	87.9	24.571	111.8	1:40.310	
3	31.780	93.3	44.973	87.9	24.255	114.3	1:41.008		8	31.275	95.5	45.810	85.4	24.393	114.1	1:41.478	
4	31.586	94.0	47.488	86.0	26.014	110.6	1:45.088		9	31.653	93.9	44.753	88.8	23.924	115.1	1:40.330	
5	32.157	92.0	45.532	83.5	24.893	113.0	1:42.582		10								

49 Glyn Davies (URA) — Van Diemen RF82

lap	Sect-1	Speed	Sect-2	Speed	Sect-3	Speed	Laptime	Pit	lap	Sect-1	Speed	Sect-2	Speed	Sect-3	Speed	Laptime	Pit
1	Out	82.8	51.917	63.2	26.949	110.0	1:57.261		5	33.532	90.3	46.770	76.2	25.427	110.9	1:45.729	
2	34.623	87.2	48.335	73.8	26.347	108.4	1:49.305		6	32.943	88.5	47.195	78.4	25.471	111.8	1:45.609	
3	34.282	85.7	48.320	75.1	25.783	111.3	1:48.385		7	33.094	92.4	47.250	69.0	25.259	112.6	1:45.603	
4	33.966	89.3	48.661	67.0	25.991	111.8	1:48.618		8	33.108	91.1	47.597	74.6	25.552	111.8	1:46.257	

51 Graham Ridgway (A) — Reynard SF78

lap	Sect-1	Speed	Sect-2	Speed	Sect-3	Speed	Laptime	Pit	lap	Sect-1	Speed	Sect-2	Speed	Sect-3	Speed	Laptime	Pit
1	Out	91.1	45.292	87.7	24.564	114.5	1:45.972		6	30.689	97.3	43.460	90.4	23.722	114.9	1:37.871	
2	31.585	95.9	44.068	90.5	23.985	109.5	1:39.638		7	31.324	95.0	43.464	93.2	23.665	115.5	1:38.453	
3	31.054	95.5	43.444	89.4	23.636	114.3	1:38.134		8	31.122	97.2	44.093	88.8	23.651	115.3	1:38.866	
4	30.883	95.6	43.347	93.1	23.453	115.7	1:37.683		9	30.477	96.6	42.880	93.2	23.260	116.3	1:36.617	
5	30.785	96.9	46.146	77.3	24.769	114.3	1:41.700		10								

52 Jennifer Ridgway (A) — Reynard SF78

lap	Sect-1	Speed	Sect-2	Speed	Sect-3	Speed	Laptime	Pit	lap	Sect-1	Speed	Sect-2	Speed	Sect-3	Speed	Laptime	Pit
1	Out	76.3	50.123	74.5	25.005	112.6	1:52.356		5	32.517	93.5	48.838	67.1	In		2:55.079	P
2	32.593	91.6	48.569	76.8	25.489	113.5	1:46.651		6	Out	92.7	45.386	81.5	24.267	113.2	1:43.872	
3	32.112	92.6	45.550	83.8	24.382	113.7	1:42.044		7	31.696	94.2	45.545	78.6	24.546	114.1	1:41.787	
4	31.608	90.9	46.554	69.2	25.529	113.7	1:43.691		8	32.175	94.2	45.890	79.5	24.333	114.3	1:42.398	

54 Iain Rowley (D) — Delta T80

lap	Sect-1	Speed	Sect-2	Speed	Sect-3	Speed	Laptime	Pit	lap	Sect-1	Speed	Sect-2	Speed	Sect-3	Speed	Laptime	Pit
1	Out	80.9	50.767	77.1	24.957	114.1	1:54.364		4	31.326	96.7	44.010	81.8	25.160	113.3	1:40.496	
2	31.274	96.3	43.967	89.1	24.161	115.1	1:39.402		5	30.603	98.6	43.657	85.5	24.030	115.9	1:38.290	
3	31.465	96.6	45.325	88.4	23.823	115.9	1:40.613		6	31.179	97.0	43.242	88.3	24.026	114.7	1:38.447	

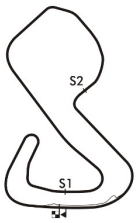

Session Start: 11:16:58 - Finish: 11:32:02
Weather/Track Conditions: Sun / Dry
Circuit: Brands Hatch Grand Prix Circuit
Track Length: 3.916 Km - 2.4330 miles

Legends of Brands Hatch Superprix - 1 - 2 Jul 2017

HSCC Historic Formula Ford 2000 with Lackford Engineering Inc. URS Classic FF2000

Qualifying for Race 17 - Sector Analysis

58 Greg Robertson (A) — Reynard SF79

lap	Sect-1	Speed	Sect-2	Speed	Sect-3	Speed	Laptime	Pit
1	Out	70.8	51.595	71.3	26.908	112.4	2:00.571	
2	33.758	93.0	46.834	79.3	25.256	114.5	1:45.848	
3	32.738	76.9	48.627	76.8	25.086	115.3	1:46.451	
4	31.344	97.0	45.051	79.2	25.935	113.7	1:42.330	
5	32.647	97.6	44.688	86.6	24.798	114.1	1:42.133	
6	31.222	95.0	44.852	83.2	24.589	114.5	1:40.663	
7	30.888	98.7	43.739	84.4	24.020	115.5	1:38.647	
8	30.940	98.6	44.277	80.1	24.628	116.1	1:39.845	
9	31.138	97.9	43.789	86.6	24.955	116.5	1:39.882	
10								

59 Tom White (B) — Osella FAF

lap	Sect-1	Speed	Sect-2	Speed	Sect-3	Speed	Laptime	Pit
1	Out	93.5	44.394	85.9	23.977	115.1	1:43.002	
2	31.754	95.2	44.007	89.7	23.884	115.9	1:39.645	
3	31.443	96.5	43.636	92.7	23.459	116.1	1:38.538	
4	31.515	95.9	43.500	92.0	23.735	116.3	1:38.750	
5	30.624	96.9	43.422	86.8	24.071	116.5	1:38.117	
6	30.563	98.0	43.386	83.2	24.348	115.9	1:38.297	
7	30.489	97.6	43.804	94.8	23.563	115.5	1:37.856	
8	30.330	97.7	43.052	94.7	23.442	116.3	1:36.824	
9	30.548	97.3	42.916	94.7	23.312	117.7	1:36.776	
10	30.584	97.3	42.997	94.4	23.389	117.5	1:36.970	

63 Eric Bailey (A) — Royale RP27

lap	Sect-1	Speed	Sect-2	Speed	Sect-3	Speed	Laptime	Pit
1	Out	83.9	48.032	79.0	25.338	112.4	1:51.267	
2	32.757	91.2	46.059	78.2	24.788	113.3	1:43.604	
3	31.324	93.5	44.691	84.7	24.059	114.1	1:40.074	
4								

69 Adrian Reynard (A) — Reynard SF78

lap	Sect-1	Speed	Sect-2	Speed	Sect-3	Speed	Laptime	Pit
1	Out	69.6	53.077	69.5	26.452	113.9	2:01.634	
2	32.855	95.1	47.791	84.7	25.541	114.3	1:46.187	
3	32.737	95.0	47.116	77.7	25.306	115.1	1:45.159	
4	32.205	96.2	46.236	78.5	25.640	113.9	1:44.081	
5	33.092	95.8	45.976	87.7	24.999	115.3	1:44.067	
6	32.644	95.0	45.697	83.1	25.186	115.5	1:43.527	
7	32.262	96.9	46.017	86.3	25.443	114.7	1:43.722	
8	31.391	97.6	45.428	85.5	24.928	116.1	1:41.747	
9	31.389	97.3	44.555	86.2	24.677	116.1	1:40.621	
10								

72 Andrew Storer (A) — Reynard SF79

lap	Sect-1	Speed	Sect-2	Speed	Sect-3	Speed	Laptime	Pit
1	Out	87.3	45.468	78.2	24.682	114.3	1:45.324	
2	30.920	96.7	44.232	90.5	23.604	115.3	1:38.756	
3	30.282	98.3	43.493	92.6	23.496	115.5	1:37.271	
4	30.620	97.6	43.001	94.5	23.178	116.3	1:36.799	
5	30.576	98.7	43.699	79.1	30.266	94.8	1:44.541	
6	31.872	98.6	43.399	78.3	25.196	113.9	1:40.467	
7	30.302	98.7	43.527	88.0	24.263	114.7	1:38.092	
8	30.092	98.4	43.663	88.0	24.058	114.9	1:37.813	
9	30.326	98.4	42.651	98.4	24.334	115.1	1:37.311	
10								

77 David Walton (A) — Royale RP27

lap	Sect-1	Speed	Sect-2	Speed	Sect-3	Speed	Laptime	Pit
1	Out	87.4	46.541	79.1	25.069	113.3	1:47.908	
2	32.767	95.9	45.532	79.0	24.600	114.9	1:42.899	
3	31.591	94.8	44.329	84.7	24.188	114.5	1:40.108	
4	31.871	94.6	43.934	83.1	23.956	115.1	1:39.761	
5	31.434	95.2	44.428	78.4	24.807	114.9	1:40.669	
6	31.627	96.2	43.577	81.3	24.082	115.9	1:39.286	
7	31.499	94.8	44.824	87.2	24.050	115.1	1:40.373	
8	31.169	95.1	44.553	83.1	24.122	115.5	1:39.844	
9	31.130	96.6	43.630	86.5	24.027	116.5	1:38.787	
10								

78 Jeremy Caine (B) — Lola T580

lap	Sect-1	Speed	Sect-2	Speed	Sect-3	Speed	Laptime	Pit
1	Out	75.6	52.826	73.4	25.943	113.3	2:01.714	
2	33.474	93.1	47.752	86.3	25.507	113.5	1:46.733	
3	32.858	93.9	49.750	77.3	26.483	113.7	1:49.091	
4	33.452	91.9	50.058	75.8	26.401	110.7	1:49.911	
5	34.601	91.2	50.800	62.5	26.451	112.0	1:51.852	
6	33.358	90.4	49.657	79.6	25.906	108.9	1:48.921	
7	33.210	94.0	48.653	78.5	25.931	113.0	1:47.794	
8	33.297	93.5	48.637	83.6	25.493	114.1	1:47.427	

99 Geoffrey O'nion (A) — Reynard SF77

lap	Sect-1	Speed	Sect-2	Speed	Sect-3	Speed	Laptime	Pit
1	Out	85.0	53.255	70.9	27.448	111.7	2:01.672	
2	34.232	90.9	49.465	74.6	27.150	110.9	1:50.847	
3	34.198	90.9	48.749	85.4	25.633	112.2	1:48.580	
4	32.728	91.9	49.065	70.2	26.651	112.2	1:48.444	
5	33.271	87.2	47.625	80.0	25.641	112.8	1:46.537	
6	33.599	86.3	47.834	79.9	25.097	112.8	1:46.530	
7	32.657	92.0	48.211	84.2	25.122	113.3	1:45.990	
8	32.484	92.2	47.784	83.5	25.229	114.1	1:45.497	
9	32.231	92.2	46.182	80.2	25.220	113.2	1:43.633	
10								

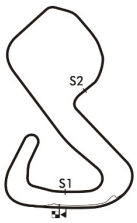

Session Start: 11:16:58 - Finish: 11:32:02
Weather/Track Conditions: Sun / Dry
Circuit: Brands Hatch Grand Prix Circuit
Track Length: 3.916 Km - 2.4330 miles

Legends of Brands Hatch Superprix - 1 - 2 Jul 2017

HSCC Historic Formula Ford 2000 with Lackford Engineering Inc. URS Classic FF2000

Qualifying for Race 17 - Sector Analysis

117	Chris Lord (URA)								Van Diemen RF82								
lap	Sect-1	Speed	Sect-2	Speed	Sect-3	Speed	Laptime	Pit	lap	Sect-1	Speed	Sect-2	Speed	Sect-3	Speed	Laptime	Pit
1	Out	84.9	49.715	62.2	25.490	113.2	1:51.400		6	30.685	97.2	43.866	86.1	24.356	114.1	1:38.907	
2	30.858	96.1	44.258	92.5	24.124	115.3	1:39.240		7	30.471	97.6	43.391	90.0	24.306	113.7	1:38.168	
3	30.574	95.5	46.443	78.0	25.434	114.5	1:42.451		8	30.474	97.4	43.388	89.4	23.865	114.7	1:37.727	
4	30.551	96.9	43.968	88.3	24.281	114.5	1:38.800		9	30.403	98.0	43.775	92.5	23.501	116.1	1:37.679	
5	31.275	96.3	43.526	93.5	24.177	114.3	1:38.978		10								

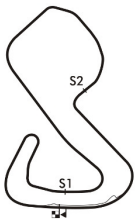

Session Start: 11:16:58 - Finish: 11:32:02
Weather/Track Conditions: Sun / Dry
Circuit: Brands Hatch Grand Prix Circuit
Track Length: 3.916 Km - 2.4330 miles

Legends of Brands Hatch Superprix - 1 - 2 Jul 2017

HSCC Historic Formula Ford 2000 with Lackford Engineering Inc. URS Classic FF2000

Qualifying for Race 17 - Best Sector Times

	SECTOR 1			SECTOR 2			SECTOR 3		
	NO	TIME	LAP	NO	TIME	LAP	NO	TIME	LAP
1	35	29.563	6	1	41.781	10	1	22.742	9
2	1	29.670	6	35	42.193	8	35	22.917	7
3	72	30.092	8	72	42.651	9	72	23.178	4
4	59	30.330	8	51	42.880	9	51	23.260	9
5	117	30.403	9	59	42.916	9	59	23.312	9
6	8	30.431	7	8	43.085	9	31	23.393	7
7	51	30.477	9	54	43.242	6	117	23.501	9
8	54	30.603	5	117	43.388	8	8	23.722	8
9	31	30.691	9	31	43.549	7	54	23.823	3
10	6	30.783	9	77	43.577	6	6	23.907	9
11	58	30.888	7	58	43.739	7	45	23.924	9
12	41	30.896	4	20	43.943	6	20	23.931	6
13	77	31.130	9	41	43.979	7	77	23.956	4
14	20	31.246	5	6	44.025	9	41	24.020	7
15	45	31.275	8	45	44.416	7	58	24.020	7
16	63	31.324	3	69	44.555	9	63	24.059	3
17	69	31.389	9	63	44.691	3	52	24.267	6
18	52	31.608	4	21	45.285	7	69	24.677	9
19	21	32.093	7	52	45.386	6	21	24.787	5
20	99	32.231	9	99	46.182	9	99	25.097	6
21	78	32.858	3	49	46.770	5	4	25.147	8
22	11	32.942	7	4	47.003	8	49	25.259	7
23	49	32.943	6	11	47.536	8	11	25.343	8
24	4	33.178	8	78	47.752	2	78	25.493	8
25	3	33.830	4	3	50.593	3	3	26.517	2

IDEAL / BEST LAP COMPARISON

NO	NAME	BEST	IN	IDEAL	DIFF
1	Andrew Park	1:34.433	10	1:34.193	+0.240
35	Marc Mercer	1:35.067	7	1:34.673	+0.394
51	Graham Ridgway	1:36.617	9	1:36.617	+0.000
59	Tom White	1:36.776	9	1:36.558	+0.218
72	Andrew Storer	1:36.799	4	1:35.921	+0.878
8	Alexander Fores	1:37.303	9	1:37.238	+0.065
117	Chris Lord	1:37.679	9	1:37.292	+0.387
31	Brian Morris	1:37.738	7	1:37.633	+0.105
54	Iain Rowley	1:38.290	5	1:37.668	+0.622
58	Greg Robertson	1:38.647	7	1:38.647	+0.000
6	Jeremy Main	1:38.715	9	1:38.715	+0.000
77	David Walton	1:38.787	9	1:38.663	+0.124
41	David Mercer	1:38.969	7	1:38.895	+0.074
20	Harry Bishop	1:39.686	6	1:39.120	+0.566
63	Eric Bailey	1:40.074	3	1:40.074	+0.000
45	John Stapleton	1:40.310	7	1:39.615	+0.695
69	Adrian Reynard	1:40.621	9	1:40.621	+0.000
52	Jennifer Ridgway	1:41.787	7	1:41.261	+0.526
21	Neil Bowman	1:42.806	5	1:42.165	+0.641
99	Geoffrey O'nion	1:43.633	9	1:43.510	+0.123
4	Richard Cooke	1:45.328	8	1:45.328	+0.000
49	Glyn Davies	1:45.603	7	1:44.972	+0.631
11	Jeff Williams	1:46.327	8	1:45.821	+0.506
78	Jeremy Caine	1:46.733	2	1:46.103	+0.630
3	Steven Connor	1:52.446	3	1:50.940	+1.506

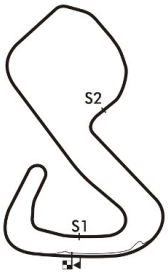

Session Start: 11:16:58 - Finish: 11:32:02
Weather/Track Conditions: Sun / Dry
Circuit: Brands Hatch Grand Prix Circuit
Track Length: 3.916 Km - 2.4330 miles

Legends of Brands Hatch Superprix - 1 - 2 Jul 2017

HSCC Historic Formula Ford 2000 with Lackford Engineering Inc. URS Classic FF2000

Qualifying for Race 17 - Best Sector Speeds

	NO	SECTOR 1	MPH	NO	SECTOR 2	MPH	NO	SECTOR 3	MPH
1	1	Andrew Park	99.6	72	Andrew Storer	98.4	1	Andrew Park	120.4
2	58	Greg Robertson	98.7	59	Tom White	94.8	59	Tom White	117.7
3	72	Andrew Storer	98.7	8	Alexander Fores	94.5	35	Marc Mercer	116.9
4	54	Iain Rowley	98.6	117	Chris Lord	93.5	58	Greg Robertson	116.5
5	35	Marc Mercer	98.2	51	Graham Ridgway	93.2	77	David Walton	116.5
6	59	Tom White	98.0	20	Harry Bishop	93.1	51	Graham Ridgway	116.3
7	117	Chris Lord	98.0	1	Andrew Park	92.8	72	Andrew Storer	116.3
8	8	Alexander Fores	97.9	35	Marc Mercer	92.1	6	Jeremy Main	116.1
9	41	David Mercer	97.7	31	Brian Morris	90.1	69	Adrian Reynard	116.1
10	69	Adrian Reynard	97.6	54	Iain Rowley	89.1	117	Chris Lord	116.1
11	6	Jeremy Main	97.4	6	Jeremy Main	88.9	54	Iain Rowley	115.9
12	51	Graham Ridgway	97.3	45	John Stapleton	88.8	31	Brian Morris	115.5
13	77	David Walton	96.6	69	Adrian Reynard	87.7	45	John Stapleton	115.1
14	31	Brian Morris	96.3	77	David Walton	87.2	41	David Mercer	114.9
15	63	Eric Bailey	95.6	58	Greg Robertson	86.6	52	Jennifer Ridgway	114.3
16	20	Harry Bishop	95.5	78	Jeremy Caine	86.3	63	Eric Bailey	114.1
17	45	John Stapleton	95.5	99	Geoffrey O'nion	85.4	78	Jeremy Caine	114.1
18	21	Neil Bowman	94.3	4	Richard Cooke	85.0	99	Geoffrey O'nion	114.1
19	52	Jennifer Ridgway	94.2	41	David Mercer	84.9	8	Alexander Fores	113.5
20	78	Jeremy Caine	94.0	63	Eric Bailey	84.7	21	Neil Bowman	113.3
21	4	Richard Cooke	93.3	52	Jennifer Ridgway	83.8	11	Jeff Williams	113.2
22	11	Jeff Williams	92.9	21	Neil Bowman	83.4	20	Harry Bishop	112.8
23	49	Glyn Davies	92.4	3	Steven Connor	78.9	49	Glyn Davies	112.6
24	99	Geoffrey O'nion	92.2	11	Jeff Williams	78.9	4	Richard Cooke	112.4
25	3	Steven Connor	91.1	49	Glyn Davies	78.4	3	Steven Connor	109.3

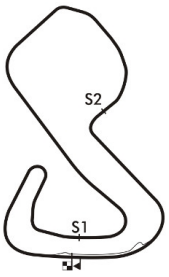

Session Start: 11:16:58 - Finish: 11:32:02
Weather/Track Conditions: Sun / Dry
Circuit: Brands Hatch Grand Prix Circuit
Track Length: 3.916 Km - 2.4330 miles

Legends of Brands Hatch Superprix - 1 - 2 Jul 2017

HSCC Historic Formula Ford 2000 with Lackford Engineering Inc. URS Classic FF2000

Race 17 - Starting Grid

Sheet No:

Start Time : 18:00 - Heat Duration : 20 Minutes

ROW				
13	25	3	Steven Connor	
12	23	11	Jeff Williams	
11	21	4	Richard Cooke	
10	19	21	Neil Bowman	
9	17	69	Adrian Reynard	
8	15	63	Eric Bailey	
7	13	41	David Mercer	
6	11	6	Jeremy Main	
5	9	54	Iain Rowley	
4	7	117	Chris Lord	
3	5	72	Andrew Storer	
2	3	51	Graham Ridgway	
1	1	1	Andrew Park	
	24	78	Jeremy Caine	
	22	49	Glyn Davies	
	20	99	Geoffrey O'nion	
	18	52	Jennifer Ridgway	
	16	45	John Stapleton	
	14	20	Harry Bishop	
	12	77	David Walton	
	10	58	Greg Robertson	
	8	31	Brian Morris	
	6	8	Alexander Fores	
	4	59	Tom White	
	2	35	Marc Mercer	

Pole Right

Circuit: Brands Hatch Grand Prix Circuit
Track Length: 3.916 Km - 2.4330 miles

These results are provisional until the conclusion of any judicial and technical matters.

Clerk of the Course:	Timekeeper:	Issued at:
Julian Floyd	Nick Palmer	

MST

Printed : 02-07-2017 - 11:35

Full results available at www.mstworld.com. Email: timing@mstworld.com

Legends of Brands Hatch Superprix - 1 - 2 Jul 2017

HSCC/TCRE Super Touring Cars

Race 11 - Starting Grid

Sheet No:

Start Time : 14:45 - Heat Duration : 20 Minutes

ROW						
5	9	67	Tony Absolom			
4	7	14	Stephen Grellet	8	60	Mark Wright
3	5	17	Mark Smith	6	36	Keith Butcher
2	3	4	Jason Minshaw	4	23	Graeme Dodd
1	1	3	James Dodd	2	98	John Cleland

Pole Right

Circuit: Brands Hatch Grand Prix Circuit
Track Length: 3.916 Km - 2.4330 miles

These results are provisional until the conclusion of any judicial and technical matters.

Clerk of the Course:	Timekeeper:	Issued at:
Julian Floyd	Nick Palmer	

MST

Printed : 02-07-2017 - 11:43

Full results available at www.mstworld.com. Email: timing@mstworld.com

Legends of Brands Hatch Superprix - 1 - 2 Jul 2017

HSCC Guards Trophy supported by Dunlop Tyres

Race 8 - Classification

Sheet No:

POS	NO	DRIVER/S	CLASS	CLASS POS	CAR MAKE / MODEL	TIME	LAPS	GAP	DIFF	MPH	BEST	ON
1	32	Charles Allison	SRD	1	Chevron B8	22:30.339	13	-- 13 laps		84.32	1:41.994	12
2	18	Bartell-Mitchell	SRC	1	Elva Mk7S	23:38.025	13	1:07.686	1:07.686	80.29	1:39.910	6
3	38	Bernberg-Ugo	SRD	2	Chevron B8	24:06.238	13	1:35.899	28.213	78.73	1:42.002	13
4	23	Darren Wilson	SRB	1	Lotus 23B	25:05.007	13	2:34.668	58.769	75.65	1:46.599	5
5	6	Thompson-McClurg	SRD	3	Chevron B6	22:32.943	12	-- 12 laps	47.138	77.68	1:43.982	12
6	25	Hibberd M-Hibberd A	SRB	2	Lotus 23B	22:35.015	12	2.072	2.072	77.57	1:42.929	11
7	75	Voyazides-Hadfield	D	1	Shelby Daytona Cobra	22:35.827	12	2.884	0.812	77.52	1:41.862	11
8	41	Brian Casey	SRE	1	Lenham P69	22:44.315	12	11.372	8.488	77.04	1:44.480	6
9	65	Thompson-Hales	D	2	TVR Griffith	23:02.176	12	29.233	17.861	76.04	1:44.651	11
10	1	John Davison	A	1	Lotus Elan 26R	23:06.326	12	33.383	4.150	75.81	1:45.922	8
11	55	Barter-Shaw	A	2	Lotus Elan GTS	23:20.222	12	47.279	13.896	75.06	1:46.716	4
12	5	Thomas-Simms	SRB	3	Brabham BT5	23:38.095	12	1:05.152	17.873	74.12	1:44.062	6
13	73	Michael Lillywhite	B	1	MG B	23:44.190	12	1:11.247	6.095	73.79	1:56.609	12
14	10	Tizzard-McCarthy	SRB	4	Lotus 23B	24:07.722	12	1:34.779	23.532	72.59	1:45.980	5
15	7	Chris Goodwin	SRB	5	Lotus 23B	24:08.278	12	1:35.335	0.556	72.57	1:40.102	8
16	22	Merrick-De Gres	SRB	6	Elva Mk7	24:24.362	12	1:51.419	16.084	71.77	1:47.941	8
17	33	Jeremy Deeley	SRE	2	Rawlson CR6	19:54.016	11	-- 11 laps		80.69	1:45.324	11
18	37	Gardiner-Cox	D	3	TVR Griffith	20:43.958	11	49.942	49.942	77.45	1:43.592	3
19	82	Robert Binfield	C	1	Jaguar E-type	23:03.978	11	3:09.962	2:20.020	69.61	1:56.727	6
20	19	Gibson-Daunt	INV	1	Lotus 19	23:19.442	11	3:25.426	15.464	68.84	1:52.599	6
21	21	John Hutchison	A	3	Lotus Elan 26R	23:49.477	11	3:55.461	30.035	67.39	1:56.935	11
22	77	Robin Ellis	SRB	7	Elva Mk7	19:20.408	10	-- 10 laps		75.48	1:45.567	4
23	68	Marc Gordon	C	2	Lotus Elite S2	23:05.332	10	3:44.924	3:44.924	63.22	1:59.156	6
24	168	Pickett De-Pickett Da	B	2	MG B	23:26.284	10	4:05.876	20.952	62.28	2:07.695	7
25	16	Phillip Nelson	SRD	4	Chevron B8	17:55.587	9	-- 9 laps --		73.28	1:45.147	4
26	72	Jamie Boot	C	3	Jaguar E-type	14:58.466	8	-- 8 laps --	40.325	77.99	1:49.232	7
27	11	Andrew Shepherd	SRB	8	Lotus 23C	11:41.782	6	-- 6 laps --	21.801	74.88	1:50.152	5
28	14	Spiers-Hetherington	D	4	TVR Griffith	3:44.114	2	-- 2 laps --		78.16	1:49.076	2

---------- FASTEST LAP SUMMARY ----------

NO	DRIVER/S	CLASS	CAR MAKE / MODEL	FASTEST LAP	ON	MPH
18	Bartell-Mitchell	SRC	Elva Mk7S	1:39.910	6	87.67
7	Chris Goodwin	SRB	Lotus 23B	1:40.102	8	87.50
75	Voyazides-Hadfield	D	Shelby Daytona Cobra	1:41.862	11	85.99
32	Charles Allison	SRD	Chevron B8	1:41.994	12	85.88
41	Brian Casey	SRE	Lenham P69	1:44.480	6	83.83
1	John Davison	A	Lotus Elan 26R	1:45.922	8	82.69
72	Jamie Boot	C	Jaguar E-type	1:49.232	7	80.18
19	Gibson-Daunt	INV	Lotus 19	1:52.599	6	77.79
73	Michael Lillywhite	B	MG B	1:56.609	12	75.11

Car 50 - non starter.

Session Start: 11:45:32 - Finish: 12:08:02
Weather/Track Conditions: Sun / Dry
Circuit: Brands Hatch Grand Prix Circuit
Track Length: 3.916 Km - 2.4330 miles

These results are provisional until the conclusion of any judicial and technical matters.

Clerk of the Course:	Timekeeper:	Issued at:
Julian Floyd	Nick Palmer	

MST

Printed : 02-07-2017 - 13:00

Full results available at www.mstworld.com. Email: timing@mstworld.com

Legends of Brands Hatch Superprix - 1 - 2 Jul 2017

HSCC Guards Trophy supported by Dunlop Tyres

Race 8 - Sector Analysis

1	John Davison (A)								Lotus Elan 26R								
lap	Sect-1	Speed	Sect-2	Speed	Sect-3	Speed	Laptime	Pit	lap	Sect-1	Speed	Sect-2	Speed	Sect-3	Speed	Laptime	Pit
1		82.9	49.982	70.1	25.953	118.5	1:59.582		7	34.536	87.8	47.939	77.3	26.468	117.1	1:48.943	
2	34.087	92.2	47.753	75.1	25.941	115.9	1:47.781		8	32.896	94.3	47.177	75.8	25.849	116.5	1:45.922	
3	33.855	91.5	47.951	74.9	25.666	117.9	1:47.472		9	33.313	92.9	48.432	77.6	25.732	117.1	1:47.477	
4	33.766	84.6	47.634	77.7	25.481	117.7	1:46.881		10	33.337	93.1	48.330	78.4	25.635	116.5	1:47.302	
5	33.367	89.4	48.094	76.2	25.627	116.3	1:47.088		11	33.448	92.2	48.399	75.8	26.088	116.1	1:47.935	
6	33.134	92.0	48.071	70.4	26.094	117.3	1:47.299		12	33.272	89.2	48.758	77.8	In		3:12.644	P

5	Thomas-Simms (SRB)								Brabham BT5								
lap	Sect-1	Speed	Sect-2	Speed	Sect-3	Speed	Laptime	Pit	lap	Sect-1	Speed	Sect-2	Speed	Sect-3	Speed	Laptime	Pit
1		83.2	49.929	71.5	25.867	120.0	1:59.144		7	33.077	96.5	46.343	77.0	24.987	118.3	1:44.407	
2	34.010	91.2	47.742	76.8	25.266	120.4	1:47.018		8	33.427	91.1	46.185	79.7	26.681	115.7	1:46.293	
3	34.567	90.9	47.958	77.6	25.139	120.9	1:47.664		9	33.318	91.2	48.000	80.8	25.185	115.5	1:46.503	
4	33.825	94.4	46.867	78.7	24.858	120.7	1:45.550		10	33.100	93.0	48.544	70.8	24.929	118.7	1:46.573	
5	33.084	95.8	47.055	81.3	25.410	120.2	1:45.549		11	33.332	93.6	47.582	73.6	In		3:55.892	P
6	32.957	93.0	46.544	81.9	24.561	121.3	1:44.062		12	Out	89.1	47.908	79.6	25.528	119.6	1:49.440	

6	Thompson-McClurg (SRD)								Chevron B6								
lap	Sect-1	Speed	Sect-2	Speed	Sect-3	Speed	Laptime	Pit	lap	Sect-1	Speed	Sect-2	Speed	Sect-3	Speed	Laptime	Pit
1		92.4	47.758	78.5	25.053	124.2	1:51.822		7	33.247	90.6	46.912	78.8	24.734	124.0	1:44.893	
2	36.353	90.9	47.112	77.5	24.920	123.8	1:48.385		8	32.918	95.4	46.695	81.3	24.695	123.8	1:44.308	
3	33.600	86.8	46.826	76.1	25.238	123.3	1:45.664		9	33.899	88.1	46.338	76.8	24.581	124.5	1:44.818	
4	33.207	87.7	46.534	78.2	24.778	118.5	1:44.519		10	34.050	95.2	48.168	79.7	In		3:07.149	P
5	33.613	88.7	47.041	82.3	24.709	123.5	1:45.363		11	Out	88.4	46.217	78.4	24.275	123.1	1:46.560	
6	33.566	88.0	47.044	77.1	24.870	120.9	1:45.480		12	32.609	93.1	46.344	74.0	25.029	123.1	1:43.982	

7	Chris Goodwin (SRB)								Lotus 23B								
lap	Sect-1	Speed	Sect-2	Speed	Sect-3	Speed	Laptime	Pit	lap	Sect-1	Speed	Sect-2	Speed	Sect-3	Speed	Laptime	Pit
1		92.9	45.493	78.0	24.159	125.4	1:47.721		7	31.932	100.5	44.713	78.1	24.212	124.0	1:40.857	
2	32.862	91.4	45.696	79.8	24.578	122.9	1:43.136		8	31.629	100.9	44.409	80.7	24.064	125.1	1:40.102	
3	32.004	99.6	44.953	79.9	24.062	123.3	1:41.019		9	32.162	100.2	44.758	83.5	24.382	122.9	1:41.302	
4	31.896	99.3	45.318	80.4	23.993	123.8	1:41.207		10	32.007	97.6	45.960	80.4	25.519	113.9	1:43.486	
5	31.551	100.3	45.073	82.0	23.929	124.5	1:40.553		11	33.657	84.4	49.486	79.6	In		3:49.536	P
6	31.690	100.0	44.590	83.2	24.063	124.9	1:40.343		12	Out	91.6	50.069	72.7	In		3:19.016	P

10	Tizzard-McCarthy (SRB)								Lotus 23B								
lap	Sect-1	Speed	Sect-2	Speed	Sect-3	Speed	Laptime	Pit	lap	Sect-1	Speed	Sect-2	Speed	Sect-3	Speed	Laptime	Pit
1		85.2	49.419	74.6	25.174	122.4	1:57.796		7	34.951	85.7	48.168	75.1	In		3:25.505	P
2	33.867	88.9	48.370	74.0	24.950	122.4	1:47.187		8	Out	75.1	53.020	71.7	28.149	103.1	2:02.351	
3	34.275	87.1	48.142	74.8	25.225	121.5	1:47.642		9	36.540	81.3	52.758	75.4	27.588	117.3	1:56.886	
4	35.511	91.7	47.551	77.9	25.034	121.3	1:48.096		10	36.124	72.1	53.918	72.5	27.236	113.9	1:57.278	
5	33.843	87.7	47.014	76.8	25.123	122.9	1:45.980		11	36.531	68.2	51.676	74.8	27.243	113.7	1:55.450	
6	34.583	86.0	48.016	74.1	25.949	119.0	1:48.548		12	35.854	84.0	51.269	68.5	27.880	111.3	1:55.003	

11	Andrew Shepherd (SRB)								Lotus 23C								
lap	Sect-1	Speed	Sect-2	Speed	Sect-3	Speed	Laptime	Pit	lap	Sect-1	Speed	Sect-2	Speed	Sect-3	Speed	Laptime	Pit
1		75.7	52.559	76.0	27.832	96.2	2:09.121		4	34.597	87.7	49.552	73.4	26.346	114.3	1:50.495	
2	37.015	85.1	50.134	79.2	26.026	112.6	1:53.175		5	35.177	88.2	48.582	80.3	26.393	113.3	1:50.152	
3	34.958	89.5	49.036	75.4	26.506	113.2	1:50.500		6	35.104	84.5	50.625	70.8	In		2:08.339	P

14	Spiers-Hetherington (D)								TVR Griffith								
lap	Sect-1	Speed	Sect-2	Speed	Sect-3	Speed	Laptime	Pit	lap	Sect-1	Speed	Sect-2	Speed	Sect-3	Speed	Laptime	Pit
1		83.1	48.079	73.0	25.074	128.7	1:55.038		2	35.770	82.0	48.209	72.8	25.097	126.6	1:49.076	

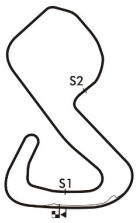

Session Start: 11:45:32 - Finish: 12:08:02
Weather/Track Conditions: Sun / Dry
Circuit: Brands Hatch Grand Prix Circuit
Track Length: 3.916 Km - 2.4330 miles

MST

Full results available at www.mstworld.com. Email: timing@mstworld.com

Printed : 02-07-2017 - 13:02

Legends of Brands Hatch Superprix - 1 - 2 Jul 2017

HSCC Guards Trophy supported by Dunlop Tyres

Race 8 - Sector Analysis

16	Phillip Nelson (SRD)								Chevron B8								
lap	Sect-1	Speed	Sect-2	Speed	Sect-3	Speed	Laptime	Pit	lap	Sect-1	Speed	Sect-2	Speed	Sect-3	Speed	Laptime	Pit
1		86.1	46.811	82.3	24.854	123.5	1:52.134		6	33.914	85.6	47.584	79.4	24.932	120.9	1:46.430	
2	37.294	91.2	47.099	77.6	24.810	122.9	1:49.203		7	33.279	92.9	46.964	75.7	25.336	118.5	1:45.579	
3	33.306	89.1	47.026	77.4	25.098	122.4	1:45.430		8	33.952	94.0	48.849	76.2	25.725	117.3	1:48.526	
4	33.187	92.7	47.291	80.2	24.669	121.1	1:45.147		9	34.280	93.4	51.396	70.7	In		3:37.446	P
5	33.704	91.2	47.042	77.0	24.946	120.9	1:45.692		10								

18	Bartell-Mitchell (SRC)								Elva Mk7S								
lap	Sect-1	Speed	Sect-2	Speed	Sect-3	Speed	Laptime	Pit	lap	Sect-1	Speed	Sect-2	Speed	Sect-3	Speed	Laptime	Pit
1		93.4	45.297	80.0	24.327	125.4	1:47.372		8	32.421	93.9	45.193	83.2	24.076	125.1	1:41.690	
2	32.868	94.0	45.229	80.8	25.340	124.7	1:43.437		9	32.118	97.3	45.087	78.4	In		3:04.504	P
3	32.415	92.2	45.126	81.3	24.175	126.8	1:41.716		10	Out	97.7	45.529	84.6	24.896	126.1	1:44.077	
4	32.130	95.8	44.806	78.9	24.158	126.8	1:41.094		11	32.128	96.3	45.866	83.3	24.238	125.8	1:42.232	
5	31.846	95.1	44.782	81.2	23.962	125.4	1:40.590		12	32.038	95.4	45.370	82.4	23.986	126.1	1:41.394	
6	31.640	96.6	44.475	82.6	23.795	128.5	1:39.910		13	32.567	99.2	45.628	81.3	24.452	125.6	1:42.647	
7	32.114	96.2	44.818	78.3	30.430	118.5	1:47.362		14								

19	Gibson-Daunt (INV)								Lotus 19								
lap	Sect-1	Speed	Sect-2	Speed	Sect-3	Speed	Laptime	Pit	lap	Sect-1	Speed	Sect-2	Speed	Sect-3	Speed	Laptime	Pit
1		77.8	54.430	72.0	27.541	115.1	2:09.923		7	35.226	87.2	51.015	76.5	26.700	109.7	1:52.941	
2	37.196	82.9	52.291	75.9	28.425	110.0	1:57.912		8	36.053	89.5	50.873	76.6	26.887	109.7	1:53.813	
3	36.272	89.9	50.863	75.4	27.310	113.2	1:54.445		9	35.918	85.9	52.893	67.0	28.077	109.1	1:56.888	
4	35.757	91.1	51.364	75.5	26.721	114.9	1:53.842		10	35.422	93.8	51.363	75.4	26.554	110.6	1:53.339	
5	35.536	85.6	50.571	81.4	26.904	110.9	1:53.011		11	36.405	87.0	51.655	74.4	In		4:00.729	P
6	34.850	84.6	50.173	77.2	27.576	109.7	1:52.599		12								

21	John Hutchison (A)								Lotus Elan 26R								
lap	Sect-1	Speed	Sect-2	Speed	Sect-3	Speed	Laptime	Pit	lap	Sect-1	Speed	Sect-2	Speed	Sect-3	Speed	Laptime	Pit
1		76.3	53.718	72.1	28.135	110.0	2:11.459		7	38.510	84.1	56.449	63.5	In		3:31.647	P
2	38.738	81.7	54.128	65.7	27.985	111.5	2:00.851		8	Out	75.3	55.957	70.2	28.316	110.0	2:07.514	
3	37.987	77.9	54.084	68.2	27.695	110.7	1:59.766		9	37.364	80.9	53.806	68.5	28.767	103.7	1:59.937	
4	38.781	74.8	54.174	66.6	28.136	110.9	2:01.091		10	37.191	79.1	53.192	69.0	27.728	108.1	1:58.111	
5	37.986	78.9	54.065	67.6	28.188	99.6	2:00.239		11	37.154	82.8	52.380	66.5	27.401	110.9	1:56.935	
6	38.381	80.0	55.121	68.1	28.425	108.2	2:01.927		12								

22	Merrick-De Gres (SRB)								Elva Mk7								
lap	Sect-1	Speed	Sect-2	Speed	Sect-3	Speed	Laptime	Pit	lap	Sect-1	Speed	Sect-2	Speed	Sect-3	Speed	Laptime	Pit
1		80.2	49.975	76.2	25.893	120.9	2:00.511		7	34.224	82.0	48.535	79.5	25.589	117.9	1:48.348	
2	35.266	84.8	49.404	77.7	25.572	119.6	1:50.242		8	34.210	91.9	48.009	80.4	25.722	118.5	1:47.941	
3	34.707	91.9	47.746	73.8	25.736	117.7	1:48.189		9	34.439	86.7	48.612	75.0	In		3:48.471	P
4	36.789	86.2	47.636	83.2	25.419	119.0	1:49.844		10	Out	85.7	52.203	80.1	26.738	112.8	2:00.144	
5	34.130	88.6	49.070	80.0	26.458	117.7	1:49.658		11	36.337	83.6	52.445	73.8	26.540	113.0	1:55.322	
6	34.764	92.2	48.225	78.0	25.651	118.1	1:48.640		12	37.174	84.7	52.967	74.0	26.911	112.8	1:57.052	

23	Darren Wilson (SRB)								Lotus 23B								
lap	Sect-1	Speed	Sect-2	Speed	Sect-3	Speed	Laptime	Pit	lap	Sect-1	Speed	Sect-2	Speed	Sect-3	Speed	Laptime	Pit
1		80.4	50.944	70.3	26.167	117.1	2:02.030		8	33.634	89.9	48.383	77.6	25.343	117.3	1:47.360	
2	35.429	87.4	48.982	73.7	25.737	116.7	1:50.148		9	33.819	88.2	47.684	75.1	25.613	117.9	1:47.116	
3	33.871	88.6	48.005	78.1	25.307	116.7	1:47.183		10	33.525	89.8	48.188	74.3	25.702	115.9	1:47.415	
4	33.906	91.6	47.776	75.5	25.626	117.1	1:47.308		11	33.845	93.4	48.282	78.4	26.215	115.5	1:48.342	
5	33.439	92.2	47.788	78.0	25.372	117.5	1:46.599		12	34.087	92.7	48.657	68.6	25.906	116.1	1:48.650	
6	33.224	90.5	48.148	72.1	25.461	117.3	1:46.833		13	33.665	92.5	48.067	76.4	In		3:19.202	P
7	33.509	91.2	47.615	79.1	25.697	116.5	1:46.821		14								

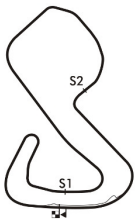

Session Start: 11:45:32 - Finish: 12:08:02
Weather/Track Conditions: Sun / Dry
Circuit: Brands Hatch Grand Prix Circuit
Track Length: 3.916 Km - 2.4330 miles

MST

Legends of Brands Hatch Superprix - 1 - 2 Jul 2017

HSCC Guards Trophy supported by Dunlop Tyres

Race 8 - Sector Analysis

25	Hibberd M-Hibberd A (SRB)								Lotus 23B								
lap	Sect-1	Speed	Sect-2	Speed	Sect-3	Speed	Laptime	Pit	lap	Sect-1	Speed	Sect-2	Speed	Sect-3	Speed	Laptime	Pit
1		93.6	46.639	75.5	24.986	124.9	1:52.974		7	33.487	98.2	46.603	82.1	In		3:06.128	P
2	34.804	97.3	47.099	78.5	25.131	123.1	1:47.034		8	Out	92.1	47.854	77.7	25.240	121.8	1:48.877	
3	33.421	96.3	46.741	80.3	25.457	122.6	1:45.619		9	33.194	94.6	47.532	73.9	25.700	121.3	1:46.426	
4	33.112	97.6	46.421	79.9	24.872	122.2	1:44.405		10	33.045	96.9	46.142	87.1	25.237	123.3	1:44.424	
5	33.635	96.7	48.095	77.3	25.495	121.3	1:47.225		11	32.480	96.1	45.991	84.2	24.458	123.1	1:42.929	
6	33.912	94.8	46.679	80.3	24.958	122.4	1:45.549		12	32.285	98.7	46.000	82.8	25.140	122.2	1:43.425	

32	Charles Allison (SRD)								Chevron B8								
lap	Sect-1	Speed	Sect-2	Speed	Sect-3	Speed	Laptime	Pit	lap	Sect-1	Speed	Sect-2	Speed	Sect-3	Speed	Laptime	Pit
1		89.5	46.280	80.2	24.344	124.2	1:49.994		8	32.387	96.1	46.692	77.0	25.095	122.4	1:44.174	
2	32.821	92.4	46.281	79.6	24.294	124.5	1:43.396		9	33.493	92.1	46.187	77.2	24.838	123.8	1:44.518	
3	32.536	89.5	46.030	80.3	24.235	124.5	1:42.801		10	32.603	87.2	47.196	73.8	25.096	124.0	1:44.895	
4	32.565	94.3	46.324	79.7	24.440	123.1	1:43.329		11	32.252	92.7	45.964	81.4	23.982	125.6	1:42.198	
5	32.462	92.1	46.045	77.2	24.481	124.7	1:42.988		12	32.419	95.5	45.421	79.6	24.154	122.9	1:41.994	
6	32.524	92.6	45.865	79.2	24.201	124.7	1:42.590		13	31.791	98.7	45.462	76.7	26.151	119.8	1:43.404	
7	32.562	96.1	46.784	76.3	24.712	123.1	1:44.058		14								

33	Jeremy Deeley (SRE)								Rawlson CR6								
lap	Sect-1	Speed	Sect-2	Speed	Sect-3	Speed	Laptime	Pit	lap	Sect-1	Speed	Sect-2	Speed	Sect-3	Speed	Laptime	Pit
1		80.3	52.586	74.2	26.798	110.4	2:08.464		7	33.554	93.5	46.812	82.5	25.345	116.3	1:45.711	
2	34.619	89.3	48.123	78.0	25.497	117.3	1:48.239		8	33.604	92.1	46.983	79.4	25.346	116.9	1:45.933	
3	33.966	91.7	47.813	77.9	26.029	115.3	1:47.808		9	33.311	87.3	47.629	76.8	25.386	115.1	1:46.326	
4	33.645	86.4	48.113	75.1	25.545	116.3	1:47.303		10	33.282	82.8	47.709	76.0	24.848	117.9	1:45.839	
5	34.035	90.5	47.088	76.7	25.718	114.5	1:46.841		11	32.453	90.6	46.963	75.2	25.908	111.8	1:45.324	
6	33.526	92.9	47.187	78.9	25.515	112.4	1:46.228		12								

37	Gardiner-Cox (D)								TVR Griffith								
lap	Sect-1	Speed	Sect-2	Speed	Sect-3	Speed	Laptime	Pit	lap	Sect-1	Speed	Sect-2	Speed	Sect-3	Speed	Laptime	Pit
1		86.4	47.311	71.7	25.229	130.7	1:52.520		7	33.062	92.2	46.419	75.4	24.714	128.7	1:44.195	
2	34.103	90.7	45.840	75.9	24.145	132.0	1:44.088		8	33.440	92.0	46.057	75.8	24.625	130.0	1:44.122	
3	32.971	89.4	46.017	75.0	24.604	131.2	1:43.592		9	33.030	89.5	47.291	72.6	24.798	128.2	1:45.119	
4	33.111	90.7	46.439	74.0	24.502	131.0	1:44.052		10	33.322	91.0	47.534	75.9	In		3:13.872	P
5	32.926	89.9	46.005	76.8	24.857	128.0	1:43.788		11	Out	93.1	45.525	76.5	24.057	130.2	1:44.376	
6	32.966	91.1	46.358	75.1	24.910	129.0	1:44.234		12								

38	Bernberg-Ugo (SRD)								Chevron B8								
lap	Sect-1	Speed	Sect-2	Speed	Sect-3	Speed	Laptime	Pit	lap	Sect-1	Speed	Sect-2	Speed	Sect-3	Speed	Laptime	Pit
1		85.3	48.830	73.0	24.916	124.2	1:55.278		8	32.961	98.0	45.473	80.4	24.444	123.5	1:42.878	
2	34.778	88.4	48.019	74.7	24.874	123.3	1:47.671		9	33.407	95.0	46.219	77.9	In		3:05.547	P
3	32.980	96.1	46.758	72.1	24.549	123.8	1:44.287		10	Out	98.2	46.296	83.5	24.935	122.6	1:46.558	
4	33.300	97.4	47.265	76.3	24.363	123.1	1:44.928		11	33.034	96.7	45.239	81.5	24.094	122.6	1:42.367	
5	33.039	95.4	46.900	75.1	25.087	122.2	1:45.026		12	32.415	98.2	45.618	86.3	24.068	124.2	1:42.101	
6	33.296	90.9	46.459	74.2	24.688	121.1	1:44.443		13	32.090	98.6	45.569	84.5	24.343	123.1	1:42.002	
7	32.933	95.2	45.871	77.8	24.348	123.3	1:43.152		14								

41	Brian Casey (SRE)								Lenham P69								
lap	Sect-1	Speed	Sect-2	Speed	Sect-3	Speed	Laptime	Pit	lap	Sect-1	Speed	Sect-2	Speed	Sect-3	Speed	Laptime	Pit
1		86.7	50.007	75.1	25.434	124.2	1:58.426		7	33.238	94.8	46.327	80.5	25.075	112.0	1:44.640	
2	33.506	89.4	48.410	75.7	25.033	123.1	1:46.949		8	32.993	93.3	46.698	73.0	25.942	120.7	1:45.633	
3	34.062	92.7	48.294	74.0	25.050	120.4	1:47.406		9	33.947	94.3	46.745	80.1	24.679	121.5	1:45.371	
4	33.297	89.8	47.398	78.9	24.821	121.3	1:45.516		10	32.762	94.2	47.956	79.3	25.757	119.8	1:46.475	
5	33.512	89.2	47.065	78.1	25.053	121.5	1:45.630		11	33.284	86.8	47.923	76.5	25.180	119.6	1:46.387	
6	33.159	94.0	46.523	83.0	24.798	120.9	1:44.480		12	33.030	94.7	47.252	79.8	In		3:07.402	P

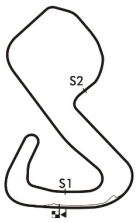

Session Start: 11:45:32 - Finish: 12:08:02
Weather/Track Conditions: Sun / Dry
Circuit: Brands Hatch Grand Prix Circuit
Track Length: 3.916 Km - 2.4330 miles

Legends of Brands Hatch Superprix - 1 - 2 Jul 2017

HSCC Guards Trophy supported by Dunlop Tyres

Race 8 - Sector Analysis

42	Colman H-Colman M (SRD)								Chevron B8								
lap	Sect-1	Speed	Sect-2	Speed	Sect-3	Speed	Laptime	Pit	lap	Sect-1	Speed	Sect-2	Speed	Sect-3	Speed	Laptime	Pit
1		81.2	49.685	83.3	25.551	124.2	2:00.836		7	34.131	91.6	46.944	76.8	In		3:09.674	P
2	34.628	93.9	46.894	79.2	24.534	124.0	1:46.056		8	Out	93.9	46.101	76.2	24.551	123.1	1:46.717	
3	33.005	88.5	48.320	74.2	24.677	123.1	1:46.002		9	32.689	93.8	45.954	75.7	24.939	122.4	1:43.582	
4	33.458	91.4	46.379	76.5	25.067	122.2	1:44.904		10	32.312	99.3	46.013	78.4	24.361	123.3	1:42.686	
5	33.049	91.6	45.884	78.9	24.377	123.8	1:43.310		11	32.206	98.4	47.113	79.1	24.156	124.2	1:43.475	
6	32.679	86.1	47.007	74.4	24.691	123.8	1:44.377		12	32.437	90.5	45.962	79.0	25.225	124.7	1:43.624	

50	Richard Bateman (A)								Lotus Elan								
lap	Sect-1	Speed	Sect-2	Speed	Sect-3	Speed	Laptime	Pit	lap	Sect-1	Speed	Sect-2	Speed	Sect-3	Speed	Laptime	Pit

55	Barter-Shaw (A)								Lotus Elan GTS								
lap	Sect-1	Speed	Sect-2	Speed	Sect-3	Speed	Laptime	Pit	lap	Sect-1	Speed	Sect-2	Speed	Sect-3	Speed	Laptime	Pit
1		80.7	49.936	69.2	26.104	115.1	1:59.991		7	33.740	90.7	47.829	73.4	26.326	114.9	1:47.895	
2	34.404	91.0	48.626	79.5	25.662	115.3	1:48.692		8	33.468	92.1	49.500	77.9	25.671	113.7	1:48.639	
3	33.732	90.4	47.918	78.6	25.547	114.5	1:47.197		9	33.642	90.0	48.493	74.5	26.158	113.2	1:48.293	
4	33.665	92.5	47.535	79.8	25.516	114.9	1:46.716		10	34.592	87.8	48.946	78.4	26.022	112.0	1:49.560	
5	34.699	91.6	47.581	78.7	25.513	115.3	1:47.793		11	34.458	87.9	48.441	77.5	25.784	112.6	1:48.683	
6	33.939	91.9	47.488	76.6	25.704	113.9	1:47.131		12	34.108	89.9	48.620	77.1	In		3:19.632	P

65	Thompson-Hales (D)								TVR Griffith								
lap	Sect-1	Speed	Sect-2	Speed	Sect-3	Speed	Laptime	Pit	lap	Sect-1	Speed	Sect-2	Speed	Sect-3	Speed	Laptime	Pit
1		84.5	47.829	72.1	24.809	127.3	1:54.261		7	33.855	97.3	46.720	78.9	24.580	127.3	1:45.155	
2	35.383	83.1	47.998	75.4	24.914	125.4	1:48.295		8	33.499	94.0	46.816	74.1	24.842	123.1	1:45.157	
3	34.118	92.4	47.572	76.6	24.873	124.9	1:46.563		9	33.582	93.0	47.133	76.6	In		3:22.184	P
4	33.640	93.9	46.701	77.0	24.755	126.3	1:45.096		10	Out	90.4	52.156	71.6	25.046	124.5	1:54.642	
5	33.472	93.1	46.933	74.4	24.582	127.5	1:44.987		11	33.903	87.3	46.318	76.5	24.430	127.5	1:44.651	
6	33.354	92.2	47.074	73.7	24.835	126.1	1:45.263		12	33.180	94.7	46.853	66.5	25.889	126.1	1:45.922	

68	Marc Gordon (C)								Lotus Elite S2								
lap	Sect-1	Speed	Sect-2	Speed	Sect-3	Speed	Laptime	Pit	lap	Sect-1	Speed	Sect-2	Speed	Sect-3	Speed	Laptime	Pit
1		68.4	55.413	73.6	In		3:21.884	P	6	36.593	79.6	53.939	68.6	28.624	99.5	1:59.156	
2	Out	74.2	53.845	69.9	29.905	99.7	2:07.955		7	36.965	79.8	53.753	72.6	28.624	99.2	1:59.342	
3	39.132	74.8	55.716	71.1	29.438	96.0	2:04.286		8	37.151	78.5	56.551	65.4	In		3:24.185	P
4	37.625	75.5	54.118	70.0	29.213	98.1	2:00.956		9	Out	75.3	55.665	72.6	28.492	98.7	2:06.680	
5	37.078	78.2	53.526	71.8	28.831	96.3	1:59.435		10	37.505	78.7	53.438	66.8	30.510	98.3	2:01.453	

72	Jamie Boot (C)								Jaguar E-type								
lap	Sect-1	Speed	Sect-2	Speed	Sect-3	Speed	Laptime	Pit	lap	Sect-1	Speed	Sect-2	Speed	Sect-3	Speed	Laptime	Pit
1		79.6	50.209	70.5	26.482	116.7	2:01.770		5	41.777	73.2	50.394	76.7	26.185	118.5	1:58.356	
2	35.333	85.8	48.939	78.4	25.795	120.9	1:50.067		6	34.967	86.7	49.330	76.2	25.859	119.8	1:50.156	
3	35.005	86.4	48.460	76.4	26.043	120.0	1:49.508		7	34.882	88.4	48.510	74.0	25.840	121.3	1:49.232	
4	34.942	86.4	49.036	77.3	26.146	119.2	1:50.124		8	34.871	89.1	48.310	76.7	26.072	121.1	1:49.253	

73	Michael Lillywhite (B)								MG B								
lap	Sect-1	Speed	Sect-2	Speed	Sect-3	Speed	Laptime	Pit	lap	Sect-1	Speed	Sect-2	Speed	Sect-3	Speed	Laptime	Pit
1		77.1	53.376	74.6	28.928	102.8	2:09.924		7	36.289	82.2	52.090	73.0	28.415	104.1	1:56.794	
2	37.715	81.9	52.790	75.6	28.136	105.0	1:58.641		8	36.722	81.6	52.649	74.9	27.482	105.0	1:56.853	
3	37.264	83.1	52.633	71.6	27.925	103.9	1:57.822		9	38.328	78.8	52.800	71.6	28.784	103.6	1:59.912	
4	36.966	82.5	52.457	72.6	28.136	103.4	1:57.559		10	36.492	83.7	53.202	75.0	27.861	103.4	1:57.555	
5	36.801	83.5	52.816	69.9	27.923	104.1	1:57.540		11	36.762	80.8	53.221	72.6	28.194	103.0	1:58.177	
6	36.211	82.9	52.200	75.1	28.393	103.0	1:56.804		12	36.339	83.3	51.954	75.1	28.316	103.0	1:56.609	

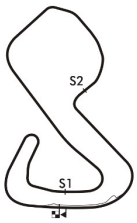

Session Start: 11:45:32 - Finish: 12:08:02
Weather/Track Conditions: Sun / Dry
Circuit: Brands Hatch Grand Prix Circuit
Track Length: 3.916 Km - 2.4330 miles

Legends of Brands Hatch Superprix - 1 - 2 Jul 2017

HSCC Guards Trophy supported by Dunlop Tyres

Race 8 - Sector Analysis

75	Voyazides-Hadfield (D)								Shelby Daytona Cobra								
lap	Sect-1	Speed	Sect-2	Speed	Sect-3	Speed	Laptime	Pit	lap	Sect-1	Speed	Sect-2	Speed	Sect-3	Speed	Laptime	Pit
1		82.9	48.703	73.5	24.804	129.7	1:55.736		7	33.965	95.2	46.757	76.3	In		3:06.770	P
2	34.816	86.4	47.968	73.2	24.656	129.2	1:47.440		8	Out	97.4	45.670	80.5	24.122	130.7	1:44.397	
3	33.941	88.6	47.881	72.9	25.141	122.9	1:46.963		9	32.938	100.0	46.891	80.8	24.351	129.2	1:44.180	
4	33.909	93.8	46.472	74.1	24.429	129.7	1:44.810		10	32.776	100.9	45.578	82.7	24.224	131.0	1:42.578	
5	33.494	90.9	46.657	75.5	24.737	125.8	1:44.888		11	32.517	98.3	45.179	84.4	24.166	130.7	1:41.862	
6	33.469	92.0	47.057	74.8	24.612	125.1	1:45.138		12	32.508	101.4	45.496	84.6	33.061	130.2	1:51.065	

77	Robin Ellis (SRB)								Elva Mk7								
lap	Sect-1	Speed	Sect-2	Speed	Sect-3	Speed	Laptime	Pit	lap	Sect-1	Speed	Sect-2	Speed	Sect-3	Speed	Laptime	Pit
1		83.5	48.862	71.5	25.017	120.9	1:56.452		6	33.415	96.2	47.281	75.1	In		3:05.049	P
2	34.763	90.0	48.379	73.8	25.056	120.9	1:48.198		7	Out	95.4	47.034	74.2	25.227	115.5	1:48.359	
3	33.687	94.4	47.853	75.2	25.914	117.3	1:47.454		8	33.080	90.1	48.002	77.4	25.962	117.9	1:47.044	
4	33.364	96.5	47.094	72.2	25.109	117.3	1:45.567		9	33.345	89.4	48.073	72.0	25.726	115.3	1:47.144	
5	33.694	96.2	48.030	76.9	26.834	105.5	1:48.558		10	33.404	95.1	48.165	75.6	25.014	116.9	1:46.583	

82	Robert Binfield (C)								Jaguar E-type								
lap	Sect-1	Speed	Sect-2	Speed	Sect-3	Speed	Laptime	Pit	lap	Sect-1	Speed	Sect-2	Speed	Sect-3	Speed	Laptime	Pit
1		76.2	52.815	68.1	28.121	109.7	2:08.114		7	36.611	82.3	52.363	72.6	27.966	111.3	1:56.940	
2	37.511	80.5	53.465	71.8	28.829	106.7	1:59.805		8	37.104	79.6	52.357	70.4	27.498	106.7	1:56.959	
3	37.255	83.2	52.628	72.6	27.958	111.5	1:57.841		9	38.430	83.9	52.804	72.9	In		3:17.201	P
4	36.949	84.7	52.452	72.0	28.168	108.2	1:57.569		10	Out	84.1	52.034	72.3	27.746	109.3	1:58.731	
5	36.752	85.9	52.641	72.9	27.807	111.3	1:57.200		11	36.881	83.6	51.966	72.0	28.044	111.7	1:56.891	
6	36.634	82.1	51.801	73.4	28.292	111.1	1:56.727		12								

168	Pickett De-Pickett Da (B)								MG B								
lap	Sect-1	Speed	Sect-2	Speed	Sect-3	Speed	Laptime	Pit	lap	Sect-1	Speed	Sect-2	Speed	Sect-3	Speed	Laptime	Pit
1		72.9	58.878	73.2	30.988	94.4	2:21.425		6	39.972	75.2	57.286	71.7	31.251	93.8	2:08.509	
2	39.822	74.3	58.361	69.2	30.978	93.6	2:09.161		7	39.423	75.8	57.234	72.3	31.038	95.2	2:07.695	
3	39.929	74.9	57.808	70.4	31.051	93.5	2:08.788		8	39.615	74.8	59.994	66.1	32.176	93.3	2:11.785	
4	40.126	74.0	58.678	67.0	31.440	94.4	2:10.244		9	39.410	75.7	58.925	67.6	In		3:42.893	P
5	39.412	72.3	59.867	69.2	31.767	95.0	2:11.046		10	Out	73.8	59.350	61.7	32.322	93.3	2:14.738	

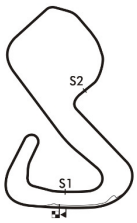

Session Start: 11:45:32 - Finish: 12:08:02
Weather/Track Conditions: Sun / Dry
Circuit: Brands Hatch Grand Prix Circuit
Track Length: 3.916 Km - 2.4330 miles

MST

Legends of Brands Hatch Superprix - 1 - 2 Jul 2017

HSCC Guards Trophy supported by Dunlop Tyres

Race 8 - Best Sector Times

	SECTOR 1			SECTOR 2			SECTOR 3		
	NO	TIME	LAP	NO	TIME	LAP	NO	TIME	LAP
1	7	31.551	5	7	44.409	8	18	23.795	6
2	18	31.640	6	18	44.475	6	7	23.929	5
3	32	31.791	13	75	45.179	11	32	23.982	11
4	38	32.090	13	38	45.239	11	37	24.057	11
5	42	32.206	11	32	45.421	12	38	24.068	12
6	25	32.285	12	37	45.525	11	75	24.122	8
7	33	32.453	11	42	45.884	5	42	24.156	11
8	75	32.508	12	25	45.991	11	6	24.275	11
9	6	32.609	12	5	46.185	8	65	24.430	11
10	41	32.762	10	6	46.217	11	25	24.458	11
11	37	32.799	12	65	46.318	11	5	24.561	6
12	1	32.896	8	41	46.327	7	16	24.669	4
13	5	32.957	6	16	46.811	1	41	24.679	9
14	77	33.080	8	33	46.812	7	33	24.848	10
15	65	33.180	12	10	47.014	5	10	24.950	2
16	16	33.187	4	14	47.015	3	77	25.014	10
17	23	33.224	6	77	47.034	7	14	25.074	1
18	55	33.468	8	1	47.177	8	23	25.307	3
19	10	33.843	5	55	47.488	6	22	25.419	4
20	22	34.130	5	23	47.615	7	1	25.481	4
21	11	34.597	4	22	47.636	4	55	25.513	5
22	14	34.614	3	72	48.310	8	72	25.795	2
23	72	34.807	9	11	48.582	5	11	26.026	2
24	19	34.850	6	19	50.173	6	19	26.554	10
25	73	36.211	6	82	51.801	6	21	27.401	11
26	68	36.593	6	73	51.954	12	73	27.482	8
27	82	36.611	7	21	52.380	11	82	27.498	8
28	21	37.154	11	68	53.438	10	68	28.492	9
29	168	39.410	9	168	57.234	7	168	30.978	2
30	50			50			50		

IDEAL / BEST LAP COMPARISON

NO	NAME	BEST	IN	IDEAL	DIFF
18	Bartell-Mitchell	1:39.910	6	1:39.910	+0.000
7	Chris Goodwin	1:40.102	8	1:39.889	+0.213
75	Voyazides-Hadfield	1:41.862	11	1:41.809	+0.053
32	Charles Allison	1:41.994	12	1:41.194	+0.800
38	Bernberg-Ugo	1:42.002	13	1:41.397	+0.605
42	Colman H-Colman M	1:42.686	10	1:42.246	+0.440
25	Hibberd M-Hibberd A	1:42.929	11	1:42.734	+0.195
37	Gardiner-Cox	1:43.592	3	1:42.381	+1.211
6	Thompson-McClurg	1:43.982	12	1:43.101	+0.881
5	Thomas-Simms	1:44.062	6	1:43.703	+0.359
41	Brian Casey	1:44.480	6	1:43.768	+0.712
65	Thompson-Hales	1:44.651	11	1:43.928	+0.723
16	Phillip Nelson	1:45.147	4	1:44.667	+0.480
33	Jeremy Deeley	1:45.324	11	1:44.113	+1.211
77	Robin Ellis	1:45.567	4	1:45.128	+0.439
1	John Davison	1:45.922	8	1:45.554	+0.368
10	Tizzard-McCarthy	1:45.980	5	1:45.807	+0.173
23	Darren Wilson	1:46.599	5	1:46.146	+0.453
55	Barter-Shaw	1:46.716	4	1:46.469	+0.247
22	Merrick-De Gres	1:47.941	8	1:47.185	+0.756
14	Spiers-Hetherington	1:49.076	2	1:46.703	+2.373
72	Jamie Boot	1:49.232	7	1:48.912	+0.320
11	Andrew Shepherd	1:50.152	5	1:49.205	+0.947
19	Gibson-Daunt	1:52.599	6	1:51.577	+1.022
73	Michael Lillywhite	1:56.609	12	1:55.647	+0.962
82	Robert Binfield	1:56.727	6	1:55.910	+0.817
21	John Hutchison	1:56.935	11	1:56.935	+0.000
68	Marc Gordon	1:59.156	6	1:58.523	+0.633
168	Pickett De-Pickett D	2:07.695	7	2:07.622	+0.073
50	Richard Bateman				+

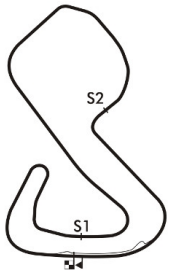

Session Start: 11:45:32 - Finish: 12:08:02
Weather/Track Conditions: Sun / Dry
Circuit: Brands Hatch Grand Prix Circuit
Track Length: 3.916 Km - 2.4330 miles

Legends of Brands Hatch Superprix - 1 - 2 Jul 2017

HSCC Guards Trophy supported by Dunlop Tyres

Race 8 - Best Sector Speeds

	NO	SECTOR 1	MPH	NO	SECTOR 2	MPH	NO	SECTOR 3	MPH
1	75	Voyazides-Hadfield	101.4	25	Hibberd M-Hibberd A	87.1	37	Gardiner-Cox	132.0
2	7	Chris Goodwin	100.9	38	Bernberg-Ugo	86.3	75	Voyazides-Hadfield	131.0
3	42	Colman H-Colman M	99.3	18	Bartell-Mitchell	84.6	14	Spiers-Hetherington	128.7
4	18	Bartell-Mitchell	99.2	75	Voyazides-Hadfield	84.6	18	Bartell-Mitchell	128.5
5	25	Hibberd M-Hibberd A	98.7	7	Chris Goodwin	83.5	65	Thompson-Hales	127.5
6	32	Charles Allison	98.7	42	Colman H-Colman M	83.3	32	Charles Allison	125.6
7	38	Bernberg-Ugo	98.6	22	Merrick-De Gres	83.2	7	Chris Goodwin	125.4
8	65	Thompson-Hales	97.3	41	Brian Casey	83.0	25	Hibberd M-Hibberd A	124.9
9	5	Thomas-Simms	96.5	33	Jeremy Deeley	82.5	42	Colman H-Colman M	124.7
10	77	Robin Ellis	96.5	6	Thompson-McClurg	82.3	6	Thompson-McClurg	124.5
11	6	Thompson-McClurg	95.4	16	Phillip Nelson	82.3	38	Bernberg-Ugo	124.2
12	41	Brian Casey	94.8	5	Thomas-Simms	81.9	41	Brian Casey	124.2
13	1	John Davison	94.3	19	Gibson-Daunt	81.4	16	Phillip Nelson	123.5
14	16	Phillip Nelson	94.0	32	Charles Allison	81.4	10	Tizzard-McCarthy	122.9
15	37	Gardiner-Cox	94.0	11	Andrew Shepherd	80.3	5	Thomas-Simms	121.3
16	19	Gibson-Daunt	93.8	37	Gardiner-Cox	80.1	72	Jamie Boot	121.3
17	33	Jeremy Deeley	93.5	55	Barter-Shaw	79.8	22	Merrick-De Gres	120.9
18	23	Darren Wilson	93.4	23	Darren Wilson	79.1	77	Robin Ellis	120.9
19	55	Barter-Shaw	92.5	65	Thompson-Hales	78.9	1	John Davison	118.5
20	22	Merrick-De Gres	92.2	1	John Davison	78.4	23	Darren Wilson	117.9
21	10	Tizzard-McCarthy	91.7	72	Jamie Boot	78.4	33	Jeremy Deeley	117.9
22	11	Andrew Shepherd	89.5	10	Tizzard-McCarthy	77.9	55	Barter-Shaw	115.3
23	72	Jamie Boot	89.1	77	Robin Ellis	77.4	19	Gibson-Daunt	115.1
24	14	Spiers-Hetherington	88.5	73	Michael Lillywhite	75.6	11	Andrew Shepherd	114.3
25	82	Robert Binfield	85.9	14	Spiers-Hetherington	73.9	82	Robert Binfield	111.7
26	21	John Hutchison	84.1	68	Marc Gordon	73.6	21	John Hutchison	111.5
27	73	Michael Lillywhite	83.7	82	Robert Binfield	73.4	73	Michael Lillywhite	105.0
28	68	Marc Gordon	79.8	168	Pickett De-Pickett Da	73.2	68	Marc Gordon	99.7
29	168	Pickett De-Pickett Da	75.8	21	John Hutchison	72.1	168	Pickett De-Pickett Da	95.2
30	50	Richard Bateman	0.0	50	Richard Bateman	0.0	50	Richard Bateman	0.0

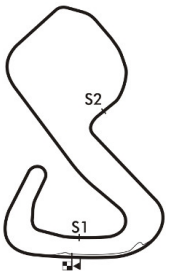

Session Start: 11:45:32 - Finish: 12:08:02
Weather/Track Conditions: Sun / Dry
Circuit: Brands Hatch Grand Prix Circuit
Track Length: 3.916 Km - 2.4330 miles

Legends of Brands Hatch Superprix - 1 - 2 Jul 2017

HSCC Guards Trophy supported by Dunlop Tyres

Race 8 - Lap Chart

Lap 1			Lap 2			Lap 3			Lap 4			Lap 5			Lap 6		
NO	Behind	Laptime	NO	Behind	Laptime	NO	Behind	Laptime	NO	Behind	Laptime	NO	Behind	Laptime	NO	Behind	Laptime
18		1:47.372	18		1:43.437	7		1:41.019	7		1:41.207	7		1:40.553	7		1:40.343
7	0.349	1:47.721	7	0.048	1:43.136	18	0.649	1:41.716	18	0.536	1:41.094	18	0.573	1:40.590	18	0.140	1:39.910
32	2.622	1:49.994	32	2.581	1:43.396	32	4.315	1:42.801	32	6.437	1:43.329	32	8.872	1:42.988	32	11.119	1:42.590
6	4.450	1:51.822	37	5.799	1:44.088	37	8.324	1:43.592	37	11.169	1:44.052	37	14.404	1:43.788	37	18.295	1:44.234
16	4.762	1:52.134	25	9.199	1:47.034	25	13.751	1:45.619	25	16.949	1:44.405	168	1 LAP	2:10.244	6	27.254	1:45.480
37	5.148	1:52.520	6	9.398	1:48.385	6	13.995	1:45.664	6	17.307	1:44.519	6	22.117	1:45.363	38	27.654	1:44.443
25	5.602	1:52.974	16	10.528	1:49.203	16	14.891	1:45.430	16	18.831	1:45.147	38	23.554	1:45.026	25	28.827	1:45.549
65	6.889	1:54.261	65	11.747	1:48.295	38	15.360	1:44.287	38	19.081	1:44.928	25	23.621	1:47.225	16	30.057	1:46.430
14	7.666	1:55.038	38	12.140	1:47.671	65	17.243	1:46.563	65	21.132	1:45.096	16	23.970	1:45.692	65	30.486	1:45.263
38	7.906	1:55.278	75	12.367	1:47.440	68	1 LAP	2:07.955	75	21.866	1:44.810	65	25.566	1:44.987	75	30.996	1:45.138
75	8.364	1:55.736	14	13.305	1:49.076	75	18.263	1:46.963	77	24.588	1:45.567	75	26.201	1:44.888	42	31.506	1:44.377
77	9.080	1:56.452	77	13.841	1:48.198	77	20.228	1:47.454	42	24.715	1:44.904	42	27.472	1:43.310	41	34.428	1:44.480
10	10.424	1:57.796	10	14.174	1:47.187	10	20.749	1:47.642	41	25.214	1:45.516	41	30.291	1:45.630	5	35.008	1:44.062
41	11.054	1:58.426	41	14.566	1:46.949	41	20.905	1:47.406	5	26.293	1:45.550	5	31.289	1:45.549	10	41.270	1:48.548
5	11.772	1:59.144	5	15.353	1:47.018	42	21.018	1:46.002	10	27.638	1:48.096	77	32.593	1:48.558	1	42.124	1:47.299
1	12.210	1:59.582	42	16.083	1:46.056	5	21.950	1:47.664	1	28.633	1:46.881	10	33.065	1:45.980	55	43.541	1:47.131
55	12.619	1:59.991	1	16.554	1:47.781	1	22.959	1:47.472	55	29.513	1:46.716	1	35.168	1:47.088	23	46.122	1:46.833
22	13.139	2:00.511	55	17.874	1:48.692	55	24.004	1:47.197	23	33.586	1:47.308	55	36.753	1:47.793	168	1 LAP	2:11.046
42	13.464	2:00.836	22	19.944	1:50.242	22	27.066	1:48.189	22	35.703	1:49.844	23	39.632	1:46.599	33	50.904	1:46.228
72	14.398	2:01.770	72	21.028	1:50.067	23	27.485	1:47.183	72	38.386	1:50.124	22	44.808	1:49.658	22	53.105	1:48.640
23	14.658	2:02.030	23	21.369	1:50.148	72	29.469	1:49.508	33	38.731	1:47.303	33	45.019	1:46.841	72	1:06.002	1:50.156
82	20.742	2:08.114	33	25.894	1:48.239	33	32.635	1:47.808	68	1 LAP	2:04.286	72	56.189	1:58.356	68	1 LAP	1:59.435
33	21.092	2:08.464	11	31.487	1:53.175	11	40.920	1:50.500	11	50.208	1:50.495	11	59.807	1:50.152	19	1:27.753	1:52.599
11	21.749	2:09.121	19	37.026	1:57.912	19	50.404	1:54.445	19	1:03.039	1:53.842	68	1 LAP	2:00.956	11	1:27.803	2:08.339
19	22.551	2:09.923	82	37.110	1:59.805	82	53.884	1:57.841	82	1:10.246	1:57.569	19	1:15.497	1:53.011			
73	22.552	2:09.924	73	37.756	1:58.641	73	54.511	1:57.822	73	1:10.863	1:57.559	82	1:26.893	1:57.200			
21	24.087	2:11.459	21	41.501	2:00.851	21	1:00.200	1:59.766	21	1:20.084	2:01.091	73	1:27.850	1:57.540			
168	34.053	2:21.425	168	59.777	2:09.161	168	1:27.498	2:08.788				21	1:39.770	2:00.239			
68	1:34.512	3:21.884															

Session Start: 11:45:32 - Finish: 12:08:02
Weather/Track Conditions: Sun / Dry
Circuit: Brands Hatch Grand Prix Circuit
Track Length: 3.916 Km - 2.4330 miles

MST
Full results available at www.mstworld.com. Email: timing@mstworld.com

Printed : 02-07-2017 - 13:02

Legends of Brands Hatch Superprix - 1 - 2 Jul 2017

HSCC Guards Trophy supported by Dunlop Tyres

Race 8 - Lap Chart

Lap 7			Lap 8			Lap 9			Lap 10			Lap 11			Lap 12		
NO	Behind	Laptime	NO	Behind	Laptime	NO	Behind	Laptime	NO	Behind	Laptime	NO	Behind	Laptime	NO	Behind	Laptime
7		1:40.857	7		1:40.102	7		1:41.302	7		1:43.486	32		1:42.198	32		1:41.994
82	1 LAP	1:56.727	18	8.233	1:41.690	168	2 LAPS	2:07.695	38	1 LAP	3:05.547	42	1 LAP	1:42.686	6	1 LAP	1:46.560
73	1 LAP	1:56.804	25	1 LAP	3:06.128	19	1 LAP	1:53.813	75	1 LAP	1:44.180	82	2 LAPS	3:17.201	7	1 LAP	3:49.536
18	6.645	1:47.362	75	1 LAP	3:06.770	68	2 LAPS	1:59.342	32	23.017	1:44.895	25	1 LAP	1:44.424	25	1 LAP	1:42.929
32	14.320	1:44.058	32	18.392	1:44.174	75	1 LAP	1:44.397	25	1 LAP	1:46.426	19	1 LAP	1:53.339	42	1 LAP	1:43.475
77	1 LAP	3:05.049	82	1 LAP	1:56.940	25	1 LAP	1:48.877	19	1 LAP	1:56.888	77	1 LAP	1:46.583	68	3 LAPS	2:06.680
21	1 LAP	2:01.927	73	1 LAP	1:56.794	32	21.608	1:44.518	42	1 LAP	1:43.582	65	1 LAP	1:54.642	82	2 LAPS	1:58.731
37	21.633	1:44.195	42	1 LAP	3:09.674	42	1 LAP	1:46.717	168	2 LAPS	2:11.785	41	31.972	1:46.387	168	3 LAPS	3:42.893
38	29.949	1:43.152	77	1 LAP	1:48.359	37	29.470	1:45.119	77	1 LAP	1:47.144	73	1 LAP	1:57.555	65	1 LAP	1:44.651
6	31.290	1:44.893	37	25.653	1:44.122	77	1 LAP	1:47.044	65	1 LAP	3:22.184	1	48.741	1:47.935	23	58.870	1:48.650
16	34.779	1:45.579	38	32.725	1:42.878	21	2 LAPS	3:31.647	41	50.800	1:46.475	33	49.075	1:45.324	73	1 LAP	1:58.177
65	34.784	1:45.155	6	35.496	1:44.308	82	1 LAP	1:56.959	73	1 LAP	1:59.912	21	2 LAPS	1:59.937	5	1 LAP	3:55.892
41	38.211	1:44.640	65	39.839	1:45.157	73	1 LAP	1:56.853	5	53.037	1:46.573	23	52.214	1:48.342	21	2 LAPS	1:58.111
5	38.558	1:44.407	16	43.203	1:48.526	6	39.012	1:44.818	21	2 LAPS	2:07.514	55	55.649	1:48.683	18	1:08.443	1:41.394
1	50.210	1:48.943	41	43.742	1:45.633	41	47.811	1:45.371	16	1 LAP	3:37.446	18	1:09.043	1:42.232	10	1 LAP	1:55.450
55	50.579	1:47.895	5	44.749	1:46.293	5	49.950	1:46.503	1	1:06.021	1:47.302	10	1 LAP	1:57.278	38	1:37.301	1:42.101
23	52.086	1:46.821	10	1 LAP	3:25.505	1	1:02.205	1:47.477	33	1:08.966	1:45.839	22	1 LAP	2:00.144	22	1 LAP	1:55.322
33	55.758	1:45.711	1	56.030	1:45.922	23	1:05.158	1:47.116	23	1:09.087	1:47.415	38	1:37.194	1:42.367			
22	1:00.596	1:48.348	55	59.116	1:48.639	55	1:06.107	1:48.293	55	1:12.181	1:49.560	37	1:39.017	1:44.376			
168	1 LAP	2:08.509	23	59.344	1:47.360	33	1:06.613	1:46.326	10	1 LAP	1:56.886	75	1:39.821	1:41.862			
72	1:14.377	1:49.232	33	1:01.589	1:45.933	10	1 LAP	2:02.351	18	1:32.026	1:44.077						
68	1 LAP	1:59.156	22	1:08.435	1:47.941	18	1:31.435	3:04.504	22	1 LAP	3:48.471						
19	1:39.837	1:52.941	72	1:23.528	1:49.253				68	2 LAPS	3:24.185						
									37	1:59.856	3:13.872						
									38	2:00.042	1:46.558						
									6	2:02.675	3:07.149						
									75	2:03.174	1:42.578						

Session Start: 11:45:32 - Finish: 12:08:02
Weather/Track Conditions: Sun / Dry
Circuit: Brands Hatch Grand Prix Circuit
Track Length: 3.916 Km - 2.4330 miles

Legends of Brands Hatch Superprix - 1 - 2 Jul 2017

HSCC Guards Trophy supported by Dunlop Tyres

Race 8 - Lap Chart

Lap 13		
NO	Behind	Laptime
32		1:43.404
6	1 LAP	1:43.982
25	1 LAP	1:43.425
42	1 LAP	1:43.624
75	1 LAP	1:51.065
41	1 LAP	3:07.402
65	1 LAP	1:45.922
82	2 LAPS	1:56.891
68	3 LAPS	2:01.453
1	1 LAP	3:12.644
19	2 LAPS	4:00.729
55	1 LAP	3:19.632
168	3 LAPS	2:14.738
18	1:07.686	1:42.647
5	1 LAP	1:49.440
73	1 LAP	1:56.609
21	2 LAPS	1:56.935
38	1:35.899	1:42.002
10	1 LAP	1:55.003
7	1 LAP	3:19.016
22	1 LAP	1:57.052
23	2:34.668	3:19.202

Session Start: 11:45:32 - Finish: 12:08:02
Weather/Track Conditions: Sun / Dry
Circuit: Brands Hatch Grand Prix Circuit
Track Length: 3.916 Km - 2.4330 miles

Legends of Brands Hatch Superprix - 1 - 2 Jul 2017

Pre 80 Endurance Challenge Series

Race 9 - Classification

Sheet No:

POS	NO	DRIVER/S	CLASS	CLASS POS	CAR MAKE / MODEL	TIME	LAPS	GAP	DIFF	MPH	BEST	ON
1	1	Voyazides-Hadfield	SP4	1	Lola T282	1:00:54.58	40	-- 40 laps		95.87	1:26.536	21
2	60	John Burton	SP3	1	Chevron B26	1:01:03.55	40	8.970	8.970	95.63	1:28.185	30
3	3	Richard Piper	SP3	2	March 75S	1:00:56.60	39	-- 39 laps	1:23.041	93.42	1:29.828	24
4	21	Robert Parker	SP3	3	Osella PA5	1:02:16.85	39	1:20.254	1:20.254	91.41	1:32.248	8
5	31	Glover-Hyett	SP2	1	March 717	1:01:42.58	36	-- 36 laps	4:05.536	85.16	1:31.884	30
6	12	Peter Hallford	GT1	1	Chevrolet Corvette	1:02:13.58	36	31.002	31.002	84.45	1:39.831	5
7	72	Jonathan Loader	S20	1	Tiga SC80	1:01:13.27	35	-- 35 laps	42.220	83.45	1:40.741	17
8	26	George Douglas	SP1	1	Martin BM9	1:01:24.11	35	10.837	10.837	83.21	1:39.332	18
9	49	Keith Norris	S20	2	Tiga SC84	1:02:25.30	35	1:12.030	1:01.193	81.85	1:40.657	8
10	73	David Axisa	S20	3	Tiga SC79	1:01:47.39	34	-- 34 laps	1:09.979	80.32	1:42.871	6
		---------- NOT CLASSIFIED ----------										
DNF	14	Spiers-Hetherington	SP3		Osella PA3	56:53.997	36	-- 36 laps		92.35	1:30.038	30
DNF	29	Richardson-Gathercole	SP3		Lola T290	50:20.310	31	-- 31 laps	1:05.235	89.89	1:30.502	22
DNF	79	Andreas Floth	S20		Lola T492	53:13.048	29	-- 29 laps	5:56.843	79.55	1:44.571	27

---------- FASTEST LAP SUMMARY ----------

NO	DRIVER/S	CLASS	CAR MAKE / MODEL	FASTEST LAP	ON	MPH
1	Voyazides-Hadfield	SP4	Lola T282	1:26.536	21	101.22
60	John Burton	SP3	Chevron B26	1:28.185	30	99.32
31	Glover-Hyett	SP2	March 717	1:31.884	30	95.32
26	George Douglas	SP1	Martin BM9	1:39.332	18	88.18
12	Peter Hallford	GT1	Chevrolet Corvette	1:39.831	5	87.74
49	Keith Norris	S20	Tiga SC84	1:40.657	8	87.02

Session Start: 13:02:11 - Finish: 14:03:05
Weather/Track Conditions: Sun / Dry
Circuit: Brands Hatch Grand Prix Circuit
Track Length: 3.916 Km - 2.4330 miles

These results are provisional until the conclusion of any judicial and technical matters.

Clerk of the Course:	Timekeeper:	Issued at:
Julian Floyd	Nick Palmer	

MST

Printed : 02-07-2017 - 14:05

Full results available at www.mstworld.com. Email: timing@mstworld.com

Legends of Brands Hatch Superprix - 1 - 2 Jul 2017

Pre 80 Endurance Challenge Series

Race 9 - Sector Analysis

1	Voyazides-Hadfield (SP4)								Lola T282								
lap	Sect-1	Speed	Sect-2	Speed	Sect-3	Speed	Laptime	Pit	lap	Sect-1	Speed	Sect-2	Speed	Sect-3	Speed	Laptime	Pit
1			41.084	84.6	22.273	147.0	1:35.658		21	27.628	118.1	38.436	101.2	20.472	149.0	1:26.536	
2	29.377	106.9	40.282	86.8	21.433	147.7	1:31.092		22	27.947	117.3	38.342	95.6	21.192	147.7	1:27.481	
3	28.583	107.2	39.901	86.1	21.058	148.6	1:29.542		23	27.894	117.9	38.358	97.7	20.573	149.0	1:26.825	
4	28.513	110.0	40.051	90.6	21.091	148.0	1:29.655		24	28.159	118.1	39.038	96.4	21.572	148.6	1:28.769	
5	28.612	111.1	39.899	85.7	21.044	148.3	1:29.555		25	28.316	114.9	39.327	98.5	20.728	149.0	1:28.371	
6	28.634	109.7	40.156	84.0	21.221	148.6	1:30.011		26	28.524	116.3	38.685	100.4	20.701	149.0	1:27.910	
7	29.070	104.4	40.696	82.9	21.627	148.0	1:31.393		27	27.968	117.5	38.640	99.7	20.610	149.6	1:27.218	
8	29.207	104.6	40.434	81.5	21.612	147.7	1:31.253		28	28.050	117.3	38.635	99.5	20.761	149.6	1:27.446	
9	29.324	109.5	40.823	83.3	21.514	148.3	1:31.661		29	27.994	117.3	38.688	99.1	20.513	149.6	1:27.195	
10	28.952	107.9	40.367	87.8	21.413	147.3	1:30.732		30	28.202	115.9	38.528	96.6	20.546	150.0	1:27.276	
11	29.298	103.7	40.306	87.6	21.183	148.0	1:30.787		31	28.134	114.3	39.114	99.4	20.524	149.3	1:27.772	
12	28.935	108.6	40.222	87.2	21.200	148.3	1:30.357		32	28.763	116.5	40.142	97.1	21.145	148.6	1:30.050	
13	29.104	103.6	40.561	88.7	21.482	142.3	1:31.147		33	28.406	116.3	38.607	100.9	20.669	150.0	1:27.682	
14	29.308	107.0	41.535	86.7	21.403	144.8	1:32.246		34	28.326	114.5	38.715	95.5	20.749	149.3	1:27.790	
15	29.088	108.1	40.499	89.4	21.346	146.1	1:30.933		35	29.006	113.5	38.819	94.3	20.843	148.6	1:28.668	
16	29.094	109.0	40.189	88.1	In		2:53.154	P	36	28.520	114.9	39.108	98.8	20.666	150.0	1:28.294	
17	Out	113.4	38.818	100.3	20.740	148.3	1:30.880		37	28.517	114.5	39.164	96.1	20.741	149.3	1:28.422	
18	27.852	114.1	38.873	97.5	21.346	146.1	1:28.071		38	29.156	114.3	39.017	95.5	21.511	141.4	1:29.684	
19	27.994	117.3	38.512	99.5	20.700	148.0	1:27.206		39	28.564	115.7	39.243	100.4	22.006	146.4	1:29.813	
20	28.362	116.9	38.430	100.3	20.574	149.0	1:27.366		40	28.523	112.6	39.267	97.1	20.896	143.9	1:28.686	

3	Richard Piper (SP3)								March 75S								
lap	Sect-1	Speed	Sect-2	Speed	Sect-3	Speed	Laptime	Pit	lap	Sect-1	Speed	Sect-2	Speed	Sect-3	Speed	Laptime	Pit
1		100.5	43.189	88.5	22.473	133.6	1:40.888		21	28.767	109.8	40.271	89.2	21.708	134.1	1:30.746	
2	29.843	105.0	41.654	88.9	22.396	134.1	1:33.893		22	28.925	108.4	40.424	91.5	In		2:47.116	P
3	29.400	105.0	42.051	84.9	22.313	134.1	1:33.764		23	Out	107.9	40.850	81.7	21.609	134.7	1:35.191	
4	29.538	108.6	42.188	86.3	22.307	135.2	1:34.033		24	28.744	107.6	39.670	87.1	21.414	134.9	1:29.828	
5	30.957	107.0	41.051	86.2	21.795	134.9	1:33.803		25	28.830	106.9	40.339	88.0	21.548	135.7	1:30.717	
6	28.838	109.1	40.801	88.9	21.958	134.4	1:31.597		26	28.945	108.8	40.295	91.1	21.653	135.5	1:30.893	
7	29.043	109.7	40.430	82.9	21.727	134.7	1:31.200		27	28.697	110.6	39.840	92.1	21.358	135.7	1:29.895	
8	28.742	109.7	40.478	88.4	22.071	133.9	1:31.291		28	28.642	109.0	39.969	86.5	22.566	134.9	1:31.177	
9	30.121	107.2	40.733	85.4	22.031	133.6	1:32.885		29	28.767	108.4	40.191	92.7	21.361	135.7	1:30.319	
10	28.903	109.1	40.637	86.2	22.173	133.9	1:31.713		30	28.808	109.5	40.284	94.7	21.304	135.7	1:30.396	
11	29.156	109.3	40.731	86.5	22.684	131.8	1:32.571		31	28.623	109.8	40.091	93.1	21.429	134.9	1:30.143	
12	28.747	110.0	41.311	89.1	21.881	134.7	1:31.939		32	29.080	110.0	39.770	95.7	21.493	134.4	1:30.343	
13	28.805	109.1	41.399	81.2	21.956	133.9	1:32.160		33	28.973	107.9	40.212	94.7	21.429	135.2	1:30.614	
14	28.894	110.4	41.063	89.8	21.755	134.4	1:31.712		34	29.364	109.5	40.151	91.2	21.481	135.5	1:30.996	
15	28.943	108.8	40.550	88.5	21.725	133.9	1:31.218		35	28.824	110.4	40.174	93.6	21.449	134.9	1:30.447	
16	28.862	109.7	41.534	90.3	21.624	133.6	1:32.020		36	29.381	108.4	39.967	91.1	21.930	133.3	1:31.278	
17	28.911	108.6	40.532	92.1	21.573	134.1	1:31.016		37	29.089	107.9	40.370	92.3	21.509	133.6	1:30.968	
18	29.018	108.4	40.250	94.8	21.470	134.1	1:30.738		38	29.335	108.4	40.113	93.6	22.025	132.5	1:31.473	
19	28.597	108.6	42.198	75.1	21.754	134.4	1:32.549		39	29.706	107.6	40.369	95.1	22.329	112.6	1:32.404	
20	28.924	108.6	40.263	88.6	21.479	134.4	1:30.666		40								

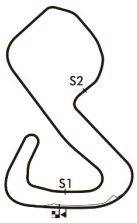

Session Start: 13:02:11 - Finish: 14:03:05
Weather/Track Conditions: Sun / Dry
Circuit: Brands Hatch Grand Prix Circuit
Track Length: 3.916 Km - 2.4330 miles

MST
Full results available at www.mstworld.com. Email: timing@mstworld.com

Printed : 02-07-2017 - 14:06

Legends of Brands Hatch Superprix - 1 - 2 Jul 2017

Pre 80 Endurance Challenge Series

Race 9 - Sector Analysis

12	Peter Hallford (GT1)								Chevrolet Corvette								
lap	Sect-1	Speed	Sect-2	Speed	Sect-3	Speed	Laptime	Pit	lap	Sect-1	Speed	Sect-2	Speed	Sect-3	Speed	Laptime	Pit
1		96.1	44.596	86.2	23.438	131.0	1:45.122		19	33.035	101.4	45.551	86.3	23.512	131.5	1:42.098	
2	32.667	96.6	44.582	84.2	23.653	132.8	1:40.902		20	32.615	96.5	45.206	84.0	23.855	129.0	1:41.676	
3	32.153	96.5	44.974	81.2	23.461	133.1	1:40.588		21	32.661	94.4	45.261	80.5	23.463	129.2	1:41.385	
4	32.243	96.7	44.519	84.0	23.349	133.6	1:40.111		22	32.526	98.6	45.191	81.8	23.564	132.5	1:41.281	
5	32.056	97.2	44.460	83.0	23.315	133.9	1:39.831		23	32.609	96.2	45.454	83.7	23.556	130.7	1:41.619	
6	32.032	95.0	44.849	82.9	23.253	132.5	1:40.134		24	32.230	100.6	44.648	82.4	24.197	131.0	1:41.075	
7	32.425	98.0	44.299	80.7	23.501	133.3	1:40.225		25	32.677	95.5	45.317	82.5	In		2:59.262	P
8	32.011	95.6	44.869	85.1	24.032	131.2	1:40.912		26	Out	93.4	45.254	82.2	23.790	126.3	1:44.029	
9	32.246	96.7	44.824	84.8	23.539	131.5	1:40.609		27	32.699	97.4	46.031	81.1	24.048	133.1	1:42.778	
10	32.872	98.0	45.641	82.5	23.371	132.0	1:41.884		28	32.551	96.9	45.116	81.1	23.805	132.0	1:41.472	
11	32.229	94.2	45.499	79.6	23.511	133.6	1:41.239		29	32.506	98.2	45.969	82.1	24.041	127.5	1:42.516	
12	31.733	101.6	46.070	83.1	24.163	130.2	1:41.966		30	32.916	100.2	44.926	81.8	23.647	131.2	1:41.489	
13	32.432	90.9	45.235	75.8	24.011	132.8	1:41.678		31	32.811	96.2	44.886	81.9	23.691	132.5	1:41.388	
14	32.280	98.7	44.520	84.7	23.529	132.8	1:40.329		32	33.049	101.9	46.231	80.6	24.630	132.8	1:43.910	
15	31.927	99.2	45.329	83.9	23.577	132.3	1:40.833		33	32.973	96.1	45.474	84.4	23.851	132.8	1:42.298	
16	33.068	99.0	44.908	81.7	23.446	130.5	1:41.422		34	33.114	93.4	45.349	83.3	23.556	131.8	1:42.019	
17	32.350	97.2	44.983	82.1	23.523	129.2	1:40.856		35	32.754	98.2	44.961	79.3	23.747	128.7	1:41.462	
18	32.613	98.0	44.632	81.5	23.416	132.3	1:40.661		36	33.129	99.9	45.464	85.7	23.937	123.5	1:42.530	

14	Spiers-Hetherington (SP3)								Osella PA3								
lap	Sect-1	Speed	Sect-2	Speed	Sect-3	Speed	Laptime	Pit	lap	Sect-1	Speed	Sect-2	Speed	Sect-3	Speed	Laptime	Pit
1		94.2	42.857	90.3	22.640	131.5	1:40.461		19	28.709	108.6	40.862	95.9	21.712	132.3	1:31.283	
2	29.549	106.2	41.888	89.5	22.407	132.5	1:33.844		20	29.418	109.3	40.432	98.2	21.615	132.5	1:31.465	
3	29.594	105.0	41.879	85.6	22.532	132.8	1:34.005		21	28.660	108.8	40.217	98.5	21.748	132.3	1:30.625	
4	29.344	107.4	41.642	94.0	22.142	132.5	1:33.128		22	28.725	109.8	40.351	97.7	22.398	132.8	1:31.474	
5	33.573	107.7	41.504	92.7	22.223	132.8	1:37.300		23	28.671	110.6	40.728	96.3	21.756	134.7	1:31.155	
6	29.325	108.3	41.777	93.9	22.133	132.5	1:33.235		24	29.515	108.6	40.406	95.2	21.830	133.6	1:31.751	
7	29.178	109.0	41.134	97.2	22.333	132.0	1:32.645		25	29.728	102.6	40.469	98.1	21.688	134.4	1:31.885	
8	28.984	108.8	40.661	94.7	21.950	131.8	1:31.595		26	28.636	109.1	41.443	96.8	21.749	134.4	1:31.828	
9	29.145	109.3	42.266	98.2	22.411	131.5	1:33.822		27	28.583	109.1	40.563	98.9	21.700	131.8	1:30.846	
10	29.223	109.1	40.959	97.8	21.840	131.8	1:32.022		28	29.485	110.0	40.723	102.2	21.536	134.9	1:31.744	
11	28.974	110.2	40.885	93.9	22.323	132.5	1:32.182		29	28.620	110.2	39.964	101.0	21.504	134.7	1:30.088	
12	29.114	107.0	42.867	93.0	23.034	126.6	1:35.015		30	28.490	110.9	40.071	99.1	21.477	134.4	1:30.038	
13	28.675	110.0	40.854	95.7	21.992	132.3	1:31.521		31	28.773	109.0	40.098	100.6	21.382	134.7	1:30.253	
14	29.015	110.2	41.465	94.7	22.379	130.7	1:32.859		32	28.658	110.6	40.299	100.4	22.808	133.1	1:31.765	
15	28.933	109.8	41.076	95.7	22.577	131.0	1:32.586		33	29.761	100.3	42.085	97.2	21.875	133.9	1:33.721	
16	29.213	108.8	40.943	98.4	21.938	131.5	1:32.094		34	29.214	108.6	40.339	97.7	21.516	134.1	1:31.069	
17	29.442	106.5	41.530	89.2	In		2:55.336	P	35	28.682	110.9	40.616	77.2	22.158	134.9	1:31.456	
18	Out	107.4	42.109	91.1	22.023	132.3	1:36.990		36	29.239	105.7	40.167	100.4	21.505	133.9	1:30.911	

21	Robert Parker (SP3)								Osella PA5								
lap	Sect-1	Speed	Sect-2	Speed	Sect-3	Speed	Laptime	Pit	lap	Sect-1	Speed	Sect-2	Speed	Sect-3	Speed	Laptime	Pit
1		97.2	42.526	78.7	22.778	130.7	1:40.046		21	30.247	105.5	40.979	98.1	22.107	130.5	1:33.333	
2	29.575	102.5	41.982	86.1	22.255	130.5	1:33.812		22	30.292	107.9	41.299	91.6	22.089	131.2	1:33.680	
3	29.696	103.7	41.908	85.4	22.435	131.5	1:34.039		23	29.698	105.9	40.571	95.6	22.510	130.5	1:32.779	
4	29.604	105.5	42.476	85.1	22.448	131.0	1:34.528		24	30.019	109.5	41.878	94.1	22.014	131.5	1:33.911	
5	31.999	100.2	41.593	84.4	22.196	130.7	1:35.788		25	30.513	105.4	40.658	85.9	22.581	130.7	1:33.752	
6	29.776	99.9	42.320	88.9	22.187	132.3	1:34.283		26	29.460	108.4	41.353	90.1	21.935	131.8	1:32.748	
7	29.611	103.4	41.202	89.3	22.075	130.7	1:32.888		27	29.817	109.1	40.642	92.7	22.059	131.2	1:32.518	
8	29.392	107.4	40.798	93.7	22.058	131.8	1:32.248		28	30.036	104.6	41.225	94.5	22.053	131.8	1:33.314	
9	29.987	104.2	41.227	88.3	22.325	130.7	1:33.539		29	30.156	107.0	42.271	95.3	22.088	131.8	1:34.515	
10	29.708	107.0	40.944	89.3	22.238	131.0	1:32.890		30	30.183	105.2	41.313	93.2	21.960	131.2	1:33.456	
11	29.885	106.9	41.275	87.9	22.093	132.0	1:33.253		31	30.701	106.9	41.944	95.2	22.536	131.2	1:35.181	
12	29.951	107.0	41.514	91.2	22.090	131.8	1:33.555		32	30.321	107.6	41.132	93.2	22.309	131.0	1:33.762	
13	30.393	106.2	40.598	95.3	22.072	131.0	1:33.063		33	29.869	105.4	41.095	92.6	21.874	131.8	1:32.838	
14	29.438	107.4	41.243	91.8	21.925	131.8	1:32.606		34	29.901	109.1	41.576	93.1	22.183	131.2	1:33.660	
15	29.238	107.7	40.915	93.4	22.271	130.0	1:32.424		35	30.599	106.0	41.330	94.8	22.145	131.0	1:34.074	
16	29.943	107.7	41.601	92.8	22.092	130.2	1:33.636		36	29.721	106.4	41.850	91.0	22.082	131.2	1:33.653	
17	30.800	106.5	41.889	93.4	In		2:55.631	P	37	29.905	107.9	41.053	96.7	22.445	130.5	1:33.403	
18	Out	105.5	40.854	96.7	22.099	130.5	1:35.682		38	30.200	109.7	40.773	94.4	22.452	131.5	1:33.425	
19	30.140	106.4	40.659	97.4	22.216	129.7	1:33.015		39	29.796	109.0	41.006	90.6	22.173	132.0	1:32.975	
20	29.864	105.4	41.267	96.0	21.820	131.5	1:32.951		40								

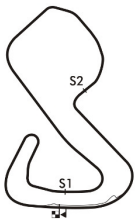

Session Start: 13:02:11 - Finish: 14:03:05
Weather/Track Conditions: Sun / Dry
Circuit: Brands Hatch Grand Prix Circuit
Track Length: 3.916 Km - 2.4330 miles

MST

Legends of Brands Hatch Superprix - 1 - 2 Jul 2017

Pre 80 Endurance Challenge Series

Race 9 - Sector Analysis

26	George Douglas (SP1)								Martin BM9								
lap	Sect-1	Speed	Sect-2	Speed	Sect-3	Speed	Laptime	Pit	lap	Sect-1	Speed	Sect-2	Speed	Sect-3	Speed	Laptime	Pit
1		94.6	45.141	79.2	24.386	124.7	1:47.099		19	31.696	104.7	45.749	87.5	23.960	122.4	1:41.405	
2	32.544	97.3	45.045	82.2	24.247	122.0	1:41.836		20	33.255	91.1	44.999	90.4	24.721	113.9	1:42.975	
3	33.180	95.5	45.430	77.9	25.686	119.4	1:44.296		21	33.054	96.7	45.773	78.7	24.702	118.1	1:43.529	
4	32.296	95.0	45.173	81.5	24.771	124.9	1:42.240		22	32.839	99.2	45.222	80.0	24.226	123.8	1:42.287	
5	32.001	94.7	44.473	85.8	24.437	119.2	1:40.911		23	31.926	102.2	44.978	83.5	23.839	120.7	1:40.743	
6	31.975	97.7	45.939	82.4	23.950	118.7	1:41.864		24	32.166	100.9	44.979	89.2	In		3:16.931	P
7	32.222	98.3	45.051	84.6	23.960	123.8	1:41.233		25	Out	96.1	49.948	81.9	24.838	121.1	1:54.021	
8	33.422	95.2	46.570	82.9	23.903	124.0	1:43.895		26	32.305	101.4	45.784	88.3	23.722	129.0	1:41.811	
9	31.694	96.7	45.518	81.9	24.117	115.3	1:41.329		27	31.901	100.5	45.748	84.8	23.487	126.8	1:41.136	
10	33.214	99.0	46.564	84.0	24.511	125.8	1:44.289		28	33.075	98.4	44.431	84.0	23.647	122.2	1:41.153	
11	31.973	98.3	45.315	79.9	24.586	115.5	1:41.874		29	32.149	96.7	44.961	83.6	23.685	103.9	1:40.795	
12	32.718	95.0	45.630	87.5	24.486	122.2	1:42.834		30	33.971	89.5	45.013	84.2	23.513	124.2	1:42.497	
13	31.268	100.3	44.620	83.4	23.977	121.1	1:39.865		31	32.082	103.1	45.824	81.0	23.971	125.6	1:41.877	
14	33.568	91.6	46.115	83.9	23.843	117.3	1:43.526		32	33.143	95.4	45.966	84.0	23.966	124.0	1:43.075	
15	32.187	96.5	45.140	87.3	23.544	119.2	1:40.871		33	33.315	98.2	47.772	75.1	24.888	115.5	1:45.975	
16	32.818	98.4	43.682	87.3	23.921	121.3	1:40.421		34	33.246	96.6	46.038	77.4	24.643	118.3	1:43.927	
17	32.045	104.7	44.282	89.4	23.376	124.7	1:39.703		35	32.578	96.9	45.937	80.0	24.046	116.5	1:42.561	
18	31.425	101.4	44.162	88.6	23.745	122.0	1:39.332		36								

29	Richardson-Gathercole (SP3)								Lola T290								
lap	Sect-1	Speed	Sect-2	Speed	Sect-3	Speed	Laptime	Pit	lap	Sect-1	Speed	Sect-2	Speed	Sect-3	Speed	Laptime	Pit
1		102.6	42.104	83.2	22.687	133.6	1:38.924		17	Out	109.1	41.522	97.8	22.424	133.3	1:36.952	
2	29.941	104.9	41.310	92.6	22.589	133.6	1:33.840		18	29.488	106.5	41.100	94.3	21.866	135.2	1:32.454	
3	29.971	106.9	41.792	88.9	22.327	133.9	1:34.090		19	28.982	108.6	42.494	92.5	21.873	134.4	1:33.349	
4	29.418	105.0	41.826	85.7	22.736	134.1	1:33.980		20	28.856	110.6	40.566	94.5	21.689	134.9	1:31.111	
5	41.560	105.2	42.636	85.7	22.629	134.7	1:46.825		21	28.859	109.1	40.403	89.1	22.048	133.9	1:31.310	
6	29.899	103.3	42.575	84.3	22.881	132.8	1:35.355		22	28.704	110.0	40.264	91.5	21.534	135.7	1:30.502	
7	30.122	105.9	41.946	85.9	22.913	133.3	1:34.981		23	29.008	108.6	40.907	89.7	22.358	134.7	1:32.273	
8	30.530	102.8	42.109	83.2	22.774	133.1	1:35.413		24	30.292	107.6	40.682	92.3	21.812	135.2	1:32.786	
9	31.039	99.2	44.053	83.5	23.298	129.7	1:38.390		25	29.544	107.6	40.470	92.8	21.673	135.2	1:31.687	
10	30.730	98.9	42.386	85.5	22.637	133.3	1:35.753		26	29.613	106.5	40.432	93.4	21.607	135.5	1:31.652	
11	30.442	103.1	42.546	83.4	22.891	132.0	1:35.879		27	29.060	109.1	42.705	92.5	21.917	134.9	1:33.682	
12	30.577	102.2	42.651	84.5	22.908	132.5	1:36.136		28	29.579	108.3	40.414	94.1	21.607	135.7	1:31.600	
13	30.092	102.0	43.827	84.3	23.237	131.5	1:37.156		29	29.616	106.9	40.418	95.1	21.816	134.9	1:31.850	
14	30.772	101.7	42.861	87.8	23.097	131.2	1:36.730		30	29.439	107.7	40.706	90.1	22.318	135.2	1:32.463	
15	30.668	98.3	42.656	87.7	22.956	128.5	1:36.280		31	29.723	106.4	40.342	95.6	21.577	135.2	1:31.642	
16	31.014	98.0	43.425	78.7	In		3:05.265	P	32								

31	Glover-Hyett (SP2)								March 717								
lap	Sect-1	Speed	Sect-2	Speed	Sect-3	Speed	Laptime	Pit	lap	Sect-1	Speed	Sect-2	Speed	Sect-3	Speed	Laptime	Pit
1		88.9	48.260	78.6	24.700	121.8	1:53.580		19	31.497	109.3	45.142	82.3	22.863	133.6	1:39.502	
2	33.661	86.9	47.174	79.1	24.174	112.4	1:45.009		20	31.331	98.7	44.607	81.7	In		4:19.854	P
3	33.367	90.9	45.679	86.7	23.885	133.1	1:42.931		21	Out	97.6	44.453	76.3	23.508	140.9	1:44.555	
4	32.255	96.2	45.593	82.1	23.897	130.2	1:41.745		22	31.363	102.2	42.127	90.1	21.597	146.1	1:35.087	
5	31.966	84.9	45.718	81.7	23.701	128.0	1:41.385		23	30.710	107.0	41.930	89.1	21.647	146.4	1:34.287	
6	31.753	101.7	45.341	88.0	23.493	129.5	1:40.587		24	31.319	103.9	42.964	90.1	21.333	147.7	1:35.616	
7	32.144	91.1	46.198	82.5	23.356	132.8	1:41.698		25	30.552	112.0	41.207	88.5	21.615	143.6	1:33.374	
8	32.212	106.9	44.633	81.9	23.391	132.0	1:40.236		26	31.493	103.1	41.678	91.8	21.458	147.7	1:34.629	
9	31.133	107.4	44.414	83.9	23.371	134.9	1:38.918		27	31.745	109.1	41.294	91.7	21.134	146.4	1:34.173	
10	32.172	93.5	45.395	83.6	24.368	129.5	1:41.935		28	30.364	110.6	41.119	94.1	21.449	147.0	1:32.932	
11	31.620	96.2	45.343	86.3	24.488	120.4	1:41.451		29	31.300	93.3	41.951	94.7	21.212	147.7	1:34.463	
12	32.695	102.3	44.296	82.6	24.098	131.8	1:41.089		30	30.356	113.0	40.380	98.8	21.148	146.4	1:31.884	
13	31.042	106.7	44.743	82.8	23.768	133.6	1:39.553		31	30.438	113.5	40.383	87.8	21.484	143.9	1:32.305	
14	31.266	104.7	44.543	83.0	24.017	116.9	1:39.826		32	30.363	116.9	41.117	86.3	21.668	144.2	1:33.148	
15	30.636	111.7	43.772	85.8	23.382	132.8	1:37.790		33	30.270	118.1	43.982	87.2	21.547	143.3	1:35.799	
16	30.797	105.9	43.665	91.5	23.192	137.4	1:37.654		34	30.540	89.9	44.974	89.1	21.859	135.7	1:37.373	
17	31.046	110.4	44.103	90.5	22.963	143.0	1:38.112		35	31.629	102.5	43.008	94.7	22.387	116.9	1:37.024	
18	30.556	103.6	43.151	87.3	22.843	132.3	1:36.550		36	31.512	100.6	43.140	85.0	21.881	141.4	1:36.533	

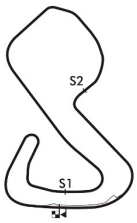

Session Start: 13:02:11 - Finish: 14:03:05
Weather/Track Conditions: Sun / Dry
Circuit: Brands Hatch Grand Prix Circuit
Track Length: 3.916 Km - 2.4330 miles

MST

Legends of Brands Hatch Superprix - 1 - 2 Jul 2017

Pre 80 Endurance Challenge Series

Race 9 - Sector Analysis

49	Keith Norris (S20)								Tiga SC84								
lap	Sect-1	Speed	Sect-2	Speed	Sect-3	Speed	Laptime	Pit	lap	Sect-1	Speed	Sect-2	Speed	Sect-3	Speed	Laptime	Pit
1		77.8	46.224	82.9	24.481	108.8	1:49.289		19	32.181	95.1	47.064	84.2	24.953	115.3	1:44.198	
2	32.790	85.4	47.685	81.7	24.635	114.5	1:45.110		20	31.764	94.2	45.898	83.4	24.389	116.5	1:42.051	
3	32.367	91.4	46.059	82.8	24.226	116.7	1:42.652		21	33.935	91.4	46.123	82.9	24.296	116.7	1:44.354	
4	32.519	92.5	46.801	85.8	24.324	116.1	1:43.644		22	31.947	93.0	45.639	84.5	24.622	117.5	1:42.208	
5	32.254	92.1	45.639	85.9	24.146	116.5	1:42.039		23	31.908	91.0	49.116	80.3	24.882	115.5	1:45.906	
6	32.032	94.4	45.741	85.6	24.170	115.3	1:41.943		24	32.161	91.6	46.340	85.5	24.805	112.2	1:43.306	
7	32.091	95.4	47.287	83.6	24.272	116.9	1:43.650		25	32.069	91.7	46.426	89.2	24.402	115.7	1:42.897	
8	31.752	96.1	45.117	86.6	23.788	116.5	1:40.657		26	32.328	90.4	46.776	82.6	24.919	115.1	1:44.023	
9	31.840	94.8	45.154	88.4	23.983	116.3	1:40.977		27	32.147	91.1	46.601	76.5	25.845	112.4	1:44.593	
10	31.904	94.2	45.494	83.4	24.006	117.3	1:41.404		28	32.611	91.1	47.188	84.6	25.053	114.1	1:44.852	
11	32.138	95.4	46.229	79.3	23.896	117.1	1:42.263		29	32.467	91.5	46.446	83.1	25.167	113.5	1:44.080	
12	32.339	95.5	45.316	82.6	23.963	117.7	1:41.618		30	33.399	90.1	46.854	82.5	24.893	114.1	1:45.146	
13	31.860	96.5	44.782	85.9	In		3:33.422	P	31	33.676	90.6	48.206	78.7	26.348	115.1	1:48.230	
14	Out	90.7	46.276	80.6	24.094	116.3	1:47.542		32	33.661	86.7	47.459	80.5	24.720	115.1	1:45.840	
15	31.987	91.6	45.534	81.2	24.394	115.7	1:41.915		33	32.828	86.2	47.750	82.2	24.810	114.1	1:45.388	
16	31.765	94.8	45.293	83.5	24.437	115.3	1:41.495		34	33.173	86.3	47.424	79.9	25.266	110.7	1:45.863	
17	31.976	94.6	45.717	82.5	23.902	116.5	1:41.595		35	33.276	82.4	48.337	79.5	26.279	107.9	1:47.892	
18	32.097	95.0	46.957	78.2	24.213	116.1	1:43.267		36								

60	John Burton (SP3)								Chevron B26								
lap	Sect-1	Speed	Sect-2	Speed	Sect-3	Speed	Laptime	Pit	lap	Sect-1	Speed	Sect-2	Speed	Sect-3	Speed	Laptime	Pit
1		106.9	40.520	100.1	22.168	133.9	1:35.626		21	28.515	111.5	39.046	106.1	21.165	134.9	1:28.726	
2	28.675	112.4	39.936	96.1	21.466	134.4	1:30.077		22	28.576	110.9	39.203	103.0	20.956	136.3	1:28.735	
3	28.902	111.8	39.598	97.9	21.111	135.7	1:29.611		23	28.433	112.2	39.373	93.6	21.209	135.7	1:29.015	
4	28.689	113.2	39.996	96.0	20.967	135.5	1:29.652		24	28.638	112.4	39.437	99.7	21.113	135.7	1:29.188	
5	28.523	112.8	39.542	98.8	21.067	135.2	1:29.132		25	28.605	113.4	38.987	102.5	21.291	136.0	1:28.883	
6	28.632	114.3	39.297	97.8	21.189	135.2	1:29.118		26	28.872	110.4	39.521	100.4	21.221	136.6	1:29.614	
7	28.585	113.2	39.917	92.2	21.250	135.2	1:29.752		27	28.593	109.5	39.564	94.8	21.143	134.9	1:29.300	
8	28.629	113.0	40.549	97.7	21.142	135.2	1:30.320		28	28.638	111.1	39.264	95.2	21.005	136.0	1:28.907	
9	28.850	111.5	39.595	101.2	21.103	135.7	1:29.548		29	28.946	109.1	39.243	98.1	21.197	136.0	1:29.386	
10	28.590	111.7	39.323	94.8	21.120	134.1	1:29.033		30	28.381	112.8	38.857	101.0	20.947	135.7	1:28.185	
11	28.656	111.5	39.704	95.9	21.188	134.4	1:29.548		31	28.566	112.6	39.349	99.4	20.800	136.8	1:28.715	
12	28.861	111.1	39.820	94.5	In		2:48.842	P	32	28.827	112.4	40.424	93.7	21.863	135.7	1:31.114	
13	Out	111.5	39.590	93.9	21.210	134.9	1:31.746		33	28.911	107.7	39.533	101.2	20.942	136.3	1:29.386	
14	28.451	112.8	39.410	98.1	21.090	134.4	1:28.951		34	28.494	113.4	39.386	99.5	21.161	136.3	1:29.041	
15	28.337	111.7	39.288	98.8	21.126	135.2	1:28.751		35	28.883	109.0	39.619	101.2	21.195	135.7	1:29.697	
16	28.750	109.7	39.463	97.7	20.990	135.5	1:29.203		36	28.971	110.6	39.284	93.9	21.306	135.7	1:29.561	
17	28.374	113.7	39.352	97.9	21.006	134.7	1:28.732		37	28.555	112.4	39.266	98.2	20.886	136.0	1:28.707	
18	28.627	112.4	39.748	91.6	21.257	133.9	1:29.632		38	28.845	111.7	40.401	96.4	21.279	135.2	1:30.525	
19	29.069	111.1	39.544	95.1	21.428	133.3	1:30.041		39	28.769	113.4	40.001	95.3	21.380	135.2	1:30.150	
20	28.517	111.8	39.753	100.0	21.139	135.5	1:29.409		40	28.672	110.2	39.776	91.6	21.550	134.9	1:29.998	

72	Jonathan Loader (S20)								Tiga SC80								
lap	Sect-1	Speed	Sect-2	Speed	Sect-3	Speed	Laptime	Pit	lap	Sect-1	Speed	Sect-2	Speed	Sect-3	Speed	Laptime	Pit
1		92.1	45.705	84.2	24.814	114.5	1:48.833		19	31.553	93.8	45.271	83.7	In		3:01.937	P
2	31.526	94.2	45.119	84.0	24.515	115.3	1:41.160		20	Out	92.7	47.127	82.4	24.769	113.9	1:46.666	
3	32.149	91.9	45.485	89.2	25.009	114.5	1:42.643		21	32.041	91.9	45.722	85.4	24.868	114.5	1:42.631	
4	31.271	94.2	45.314	87.1	24.593	114.5	1:41.178		22	31.815	92.5	46.632	88.4	24.611	115.7	1:43.058	
5	31.718	92.5	45.717	86.0	24.681	113.5	1:42.116		23	31.719	93.0	45.041	89.8	24.575	114.1	1:41.335	
6	31.616	93.3	45.515	83.8	24.629	113.5	1:41.760		24	31.483	92.9	44.863	88.7	24.501	114.3	1:40.847	
7	31.717	93.6	45.401	86.0	24.827	113.5	1:41.945		25	31.424	92.9	45.347	88.6	24.473	114.9	1:41.244	
8	32.159	92.6	45.987	80.9	24.701	114.5	1:42.847		26	31.541	92.2	45.463	87.0	24.568	114.3	1:41.572	
9	31.868	92.5	45.385	83.0	24.635	113.7	1:41.888		27	31.663	93.1	44.985	85.9	24.391	115.3	1:41.039	
10	31.773	93.4	46.058	82.8	24.544	113.7	1:42.375		28	32.025	92.0	45.528	82.5	24.978	112.6	1:42.531	
11	31.789	93.8	46.962	82.3	24.957	115.1	1:43.708		29	32.102	92.6	45.711	85.3	24.826	112.6	1:42.639	
12	32.373	92.7	45.446	86.2	24.613	114.3	1:42.432		30	32.034	92.0	45.446	84.9	24.710	113.7	1:42.190	
13	31.498	93.5	45.575	87.3	24.635	112.6	1:41.708		31	32.302	92.5	45.669	87.6	24.905	113.0	1:42.876	
14	32.519	91.5	45.465	90.1	24.348	113.7	1:42.332		32	32.352	91.5	45.939	85.8	24.836	113.3	1:43.127	
15	31.771	93.4	44.799	88.5	24.489	114.1	1:41.059		33	32.185	92.2	46.577	82.6	25.384	112.2	1:44.146	
16	33.188	90.7	46.266	84.8	24.476	113.9	1:43.930		34	32.888	90.1	47.186	79.6	26.270	110.6	1:46.344	
17	31.381	93.3	44.974	88.8	24.386	113.9	1:40.741		35	33.075	90.0	47.005	78.7	25.621	103.3	1:45.701	
18	31.226	94.2	45.052	84.6	24.463	113.5	1:40.741		36								

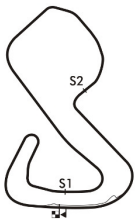

Session Start: 13:02:11 - Finish: 14:03:05
Weather/Track Conditions: Sun / Dry
Circuit: Brands Hatch Grand Prix Circuit
Track Length: 3.916 Km - 2.4330 miles

Legends of Brands Hatch Superprix - 1 - 2 Jul 2017

Pre 80 Endurance Challenge Series

Race 9 - Sector Analysis

73	David Axisa (S20)								Tiga SC79								
lap	Sect-1	Speed	Sect-2	Speed	Sect-3	Speed	Laptime	Pit	lap	Sect-1	Speed	Sect-2	Speed	Sect-3	Speed	Laptime	Pit
1		85.2	46.926	80.0	24.471	111.8	1:50.257		18	33.222	91.7	46.984	79.1	In		3:07.977	P
2	32.243	92.1	46.756	80.7	26.029	104.9	1:45.028		19	Out	84.0	47.391	81.8	25.309	110.6	1:50.006	
3	32.822	90.0	47.122	79.6	24.888	111.8	1:44.832		20	33.314	90.9	47.409	74.9	26.670	110.4	1:47.393	
4	32.228	91.4	47.593	83.0	25.243	111.7	1:45.064		21	33.544	89.5	46.740	79.4	25.284	110.4	1:45.568	
5	32.322	91.6	45.772	84.3	25.162	110.9	1:43.256		22	33.889	88.8	47.023	78.1	25.602	110.9	1:46.514	
6	32.452	91.9	45.495	81.5	24.924	111.7	1:42.871		23	33.175	92.1	46.909	83.5	25.319	111.1	1:45.403	
7	32.548	93.3	47.295	80.7	25.187	110.9	1:45.030		24	33.681	90.0	46.852	78.4	25.317	110.0	1:45.850	
8	49.427	87.4	49.761	74.7	26.012	104.2	2:05.200		25	33.310	90.7	46.405	77.6	25.560	110.0	1:45.275	
9	33.856	87.6	46.832	77.6	25.002	110.6	1:45.690		26	33.798	88.6	46.708	81.0	24.931	111.8	1:45.437	
10	33.308	92.4	46.986	79.1	24.985	111.1	1:45.279		27	33.396	88.8	47.697	76.9	27.227	110.4	1:48.320	
11	32.723	92.5	46.666	82.6	24.923	111.1	1:44.312		28	33.674	91.0	47.261	75.5	25.454	110.4	1:46.389	
12	32.639	91.6	46.347	79.7	24.598	112.0	1:43.584		29	34.096	85.7	47.559	76.4	25.490	110.2	1:47.145	
13	32.448	90.3	46.346	81.8	24.927	110.2	1:43.721		30	34.508	88.9	48.760	79.6	25.779	109.7	1:49.047	
14	32.938	92.1	46.638	78.7	25.399	110.7	1:44.975		31	33.715	90.0	48.598	76.9	26.066	109.3	1:48.379	
15	33.058	91.4	46.477	78.8	25.865	107.6	1:45.400		32	34.980	85.1	47.989	80.0	25.948	107.9	1:48.917	
16	33.109	90.9	46.317	79.0	25.360	109.8	1:44.786		33	33.978	90.7	47.706	77.6	25.948	109.7	1:47.632	
17	33.461	91.7	46.062	78.0	25.149	109.7	1:44.672		34	33.757	88.8	48.605	78.8	25.825	108.9	1:48.187	

79	Andreas Floth (S20)								Lola T492								
lap	Sect-1	Speed	Sect-2	Speed	Sect-3	Speed	Laptime	Pit	lap	Sect-1	Speed	Sect-2	Speed	Sect-3	Speed	Laptime	Pit
1		85.8	48.416	84.1	25.485	112.0	1:53.238		16	33.026	90.3	47.816	84.8	25.465	110.2	1:46.307	
2	32.813	92.5	46.975	88.8	25.342	112.4	1:45.130		17	33.366	91.2	47.936	84.2	25.728	110.4	1:47.030	
3	32.816	91.4	47.806	81.5	25.361	112.4	1:45.983		18	32.957	91.7	49.808	86.5	25.732	111.3	1:48.497	
4	32.525	92.2	47.186	85.3	25.389	111.7	1:45.100		19	33.243	91.9	46.719	85.3	25.926	110.2	1:45.888	
5	33.107	92.7	46.742	84.3	25.276	111.3	1:45.125		20	33.479	92.1	47.079	86.9	26.240	109.7	1:46.798	
6	32.646	91.2	47.562	81.7	26.659	110.7	1:46.867		21	32.484	92.2	47.175	78.8	In		3:18.433	P
7	32.874	91.2	47.111	84.3	25.641	110.0	1:45.626		22	Out	90.3	47.610	83.5	25.708	111.3	1:50.818	
8	35.234	91.5	47.976	85.4	25.764	110.6	1:48.974		23	32.663	90.7	47.290	85.4	25.757	110.6	1:45.710	
9	33.043	88.6	47.704	86.3	25.172	111.1	1:45.919		24	33.064	91.4	48.656	83.5	26.911	110.0	1:48.631	
10	32.705	92.4	47.399	84.1	25.750	110.4	1:45.854		25	33.028	90.4	47.934	84.1	25.494	109.1	1:46.456	
11	33.034	91.1	47.090	84.2	25.623	110.7	1:45.747		26	32.744	91.5	46.915	84.3	25.399	111.1	1:45.058	
12	32.544	91.7	47.635	74.5	26.315	110.9	1:46.494		27	32.969	87.9	46.463	87.2	25.139	111.7	1:44.571	
13	33.222	92.9	46.876	85.5	25.349	110.9	1:45.447		28	32.694	90.1	46.444	86.7	30.209	108.2	1:49.347	
14	34.402	88.5	47.933	85.3	26.191	109.8	1:48.526		29	34.165	86.4	47.149	84.4	25.387	111.1	1:46.701	
15	33.111	91.9	49.656	86.0	26.006	109.1	1:48.773		30								

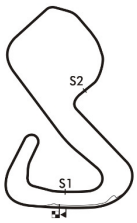

Session Start: 13:02:11 - Finish: 14:03:05
Weather/Track Conditions: Sun / Dry
Circuit: Brands Hatch Grand Prix Circuit
Track Length: 3.916 Km - 2.4330 miles

Legends of Brands Hatch Superprix - 1 - 2 Jul 2017

Pre 80 Endurance Challenge Series

Race 9 - Best Sector Times

	SECTOR 1			SECTOR 2			SECTOR 3		
	NO	TIME	LAP	NO	TIME	LAP	NO	TIME	LAP
1	1	27.628	21	1	38.342	22	1	20.472	21
2	60	28.337	15	60	38.857	30	60	20.800	31
3	14	28.490	30	3	39.670	24	31	21.134	27
4	3	28.597	19	14	39.964	29	3	21.304	30
5	29	28.704	22	29	40.264	22	14	21.382	31
6	21	29.238	15	31	40.380	30	29	21.534	22
7	31	30.270	33	21	40.571	23	21	21.820	20
8	72	31.226	18	26	43.682	16	12	23.253	6
9	26	31.268	13	12	44.299	7	26	23.376	17
10	12	31.733	12	49	44.782	13	49	23.788	8
11	49	31.752	8	72	44.799	15	72	24.348	14
12	73	32.228	4	73	45.495	6	73	24.471	1
13	79	32.484	21	79	46.444	28	79	25.139	27

IDEAL / BEST LAP COMPARISON

NO	NAME	BEST	IN	IDEAL	DIFF
1	Voyazides-Hadfield	1:26.536	21	1:26.442	+0.094
60	John Burton	1:28.185	30	1:27.994	+0.191
3	Richard Piper	1:29.828	24	1:29.571	+0.257
14	Spiers-Hetherington	1:30.038	30	1:29.836	+0.202
29	Richardson-Gatherc	1:30.502	22	1:30.502	+0.000
31	Glover-Hyett	1:31.884	30	1:31.784	+0.100
21	Robert Parker	1:32.248	8	1:31.629	+0.619
26	George Douglas	1:39.332	18	1:38.326	+1.006
12	Peter Hallford	1:39.831	5	1:39.285	+0.546
49	Keith Norris	1:40.657	8	1:40.322	+0.335
72	Jonathan Loader	1:40.741	17	1:40.373	+0.368
73	David Axisa	1:42.871	6	1:42.194	+0.677
79	Andreas Floth	1:44.571	27	1:44.067	+0.504

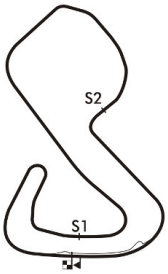

Session Start: 13:02:11 - Finish: 14:03:05
Weather/Track Conditions: Sun / Dry
Circuit: Brands Hatch Grand Prix Circuit
Track Length: 3.916 Km - 2.4330 miles

Legends of Brands Hatch Superprix - 1 - 2 Jul 2017

Pre 80 Endurance Challenge Series

Race 9 - Best Sector Speeds

	NO	SECTOR 1	MPH	NO	SECTOR 2	MPH	NO	SECTOR 3	MPH
1	1	Voyazides-Hadfield	118.1	60	John Burton	106.1	1	Voyazides-Hadfield	150.0
2	31	Glover-Hyett	118.1	14	Spiers-Hetherington	102.2	31	Glover-Hyett	147.7
3	60	John Burton	114.3	1	Voyazides-Hadfield	101.2	60	John Burton	136.8
4	14	Spiers-Hetherington	110.9	31	Glover-Hyett	98.8	3	Richard Piper	135.7
5	3	Richard Piper	110.6	21	Robert Parker	98.1	29	Richardson-Gathercole	135.7
6	29	Richardson-Gathercole	110.6	29	Richardson-Gathercole	97.8	14	Spiers-Hetherington	134.9
7	21	Robert Parker	109.7	3	Richard Piper	95.7	12	Peter Hallford	133.9
8	26	George Douglas	104.7	26	George Douglas	90.4	21	Robert Parker	132.3
9	12	Peter Hallford	101.9	72	Jonathan Loader	90.1	26	George Douglas	129.0
10	49	Keith Norris	96.5	49	Keith Norris	89.2	49	Keith Norris	117.7
11	72	Jonathan Loader	94.2	79	Andreas Floth	88.8	72	Jonathan Loader	115.7
12	73	David Axisa	93.3	12	Peter Hallford	86.3	79	Andreas Floth	112.4
13	79	Andreas Floth	92.9	73	David Axisa	84.3	73	David Axisa	112.0

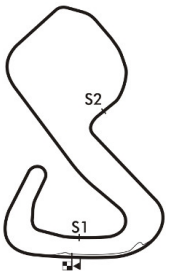

Session Start: 13:02:11 - Finish: 14:03:05
Weather/Track Conditions: Sun / Dry
Circuit: Brands Hatch Grand Prix Circuit
Track Length: 3.916 Km - 2.4330 miles

Legends of Brands Hatch Superprix - 1 - 2 Jul 2017

Pre 80 Endurance Challenge Series

Race 9 - Lap Chart

Lap 1			Lap 2			Lap 3			Lap 4			Lap 5			Lap 6		
NO	Behind	Laptime	NO	Behind	Laptime	NO	Behind	Laptime	NO	Behind	Laptime	NO	Behind	Laptime	NO	Behind	Laptime
60		1:35.626	60		1:30.077	60		1:29.611	60		1:29.652	60		1:29.132	60		1:29.118
1	0.032	1:35.658	1	1.047	1:31.092	1	0.978	1:29.542	1	0.981	1:29.655	1	1.404	1:29.555	1	2.297	1:30.011
29	3.298	1:38.924	29	7.061	1:33.840	29	11.540	1:34.090	29	15.868	1:33.980	3	22.283	1:33.803	3	24.762	1:31.597
21	4.420	1:40.046	21	8.155	1:33.812	21	12.583	1:34.039	14	16.472	1:33.128	21	24.115	1:35.788	14	28.757	1:33.235
14	4.835	1:40.461	14	8.602	1:33.844	14	12.996	1:34.005	21	17.459	1:34.528	14	24.640	1:37.300	21	29.280	1:34.283
3	5.262	1:40.888	3	9.078	1:33.893	3	13.231	1:33.764	3	17.612	1:34.033	29	33.561	1:46.825	29	39.798	1:35.355
12	9.496	1:45.122	12	20.321	1:40.902	12	31.298	1:40.588	12	41.757	1:40.111	12	52.456	1:39.831	12	1:03.472	1:40.134
26	11.473	1:47.099	26	23.232	1:41.836	72	37.322	1:42.643	72	48.848	1:41.178	72	1:01.832	1:42.116	72	1:14.474	1:41.760
72	13.207	1:48.833	72	24.290	1:41.160	26	37.917	1:44.296	26	50.505	1:42.240	26	1:02.284	1:40.911	26	1:15.030	1:41.864
49	13.663	1:49.289	49	28.696	1:45.110	49	41.737	1:42.652	49	55.729	1:43.644	49	1:08.636	1:42.039	49	1:21.461	1:41.943
73	14.631	1:50.257	73	29.582	1:45.028	73	44.803	1:44.832	31	58.299	1:41.745	31	1:10.552	1:41.385	31	1:22.021	1:40.587
79	17.612	1:53.238	79	32.665	1:45.130	31	46.206	1:42.931	73	1:00.215	1:45.064	73	1:14.339	1:43.256	73	1:28.092	1:42.871
31	17.954	1:53.580	31	32.886	1:45.009	79	49.037	1:45.983	79	1:04.485	1:45.100	79	1:20.478	1:45.125			

Session Start: 13:02:11 - Finish: 14:03:05
Weather/Track Conditions: Sun / Dry
Circuit: Brands Hatch Grand Prix Circuit
Track Length: 3.916 Km - 2.4330 miles

Legends of Brands Hatch Superprix - 1 - 2 Jul 2017

Pre 80 Endurance Challenge Series

Race 9 - Lap Chart

Lap 7			Lap 8			Lap 9			Lap 10			Lap 11			Lap 12		
NO	Behind	Laptime	NO	Behind	Laptime	NO	Behind	Laptime	NO	Behind	Laptime	NO	Behind	Laptime	NO	Behind	Laptime
60		1:29.752	60		1:30.320	60		1:29.548	60		1:29.033	60		1:29.548	1		1:30.357
1	3.938	1:31.393	31	1 LAP	1:41.698	1	6.984	1:31.661	12	1 LAP	1:40.609	1	9.922	1:30.787	12	1 LAP	1:41.239
79	1 LAP	1:46.867	1	4.871	1:31.253	72	1 LAP	1:42.847	1	8.683	1:30.732	12	1 LAP	1:41.884	3	27.881	1:31.939
3	26.210	1:31.200	49	1 LAP	1:43.650	26	1 LAP	1:43.895	72	1 LAP	1:41.888	72	1 LAP	1:42.375	14	37.558	1:35.015
14	31.650	1:32.645	73	1 LAP	1:45.030	31	1 LAP	1:40.236	26	1 LAP	1:41.329	3	36.221	1:32.571	31	1 LAP	1:41.451
21	32.416	1:32.888	79	1 LAP	1:45.626	49	1 LAP	1:40.657	31	1 LAP	1:38.918	31	1 LAP	1:41.935	72	1 LAP	1:43.708
29	45.027	1:34.981	3	27.181	1:31.291	3	30.518	1:32.885	49	1 LAP	1:40.977	26	1 LAP	1:44.289	26	1 LAP	1:41.874
12	1:13.945	1:40.225	14	32.925	1:31.595	14	37.199	1:33.822	3	33.198	1:31.713	49	1 LAP	1:41.404	21	39.173	1:33.555
26	1:26.511	1:41.233	21	34.344	1:32.248	21	38.335	1:33.539	14	40.188	1:32.022	14	42.822	1:32.182	49	1 LAP	1:42.263
72	1:26.667	1:41.945	29	50.120	1:35.413	79	1 LAP	1:48.974	21	42.192	1:32.890	21	45.897	1:33.253	29	1:07.870	1:36.136
			12	1:24.537	1:40.912	73	1 LAP	2:05.200	79	1 LAP	1:45.919	29	1:12.013	1:35.879	60	1:08.563	2:48.842
						29	58.962	1:38.390	73	1 LAP	1:45.690	79	1 LAP	1:45.854	79	1 LAP	1:45.747
									29	1:05.682	1:35.753	73	1 LAP	1:45.279	73	1 LAP	1:44.312

Session Start: 13:02:11 - Finish: 14:03:05
Weather/Track Conditions: Sun / Dry
Circuit: Brands Hatch Grand Prix Circuit
Track Length: 3.916 Km - 2.4330 miles

Legends of Brands Hatch Superprix - 1 - 2 Jul 2017

Pre 80 Endurance Challenge Series

Race 9 - Lap Chart

Lap 13			Lap 14			Lap 15			Lap 16			Lap 17			Lap 18		
NO	Behind	Laptime	NO	Behind	Laptime	NO	Behind	Laptime	NO	Behind	Laptime	NO	Behind	Laptime	NO	Behind	Laptime
1		1:31.147	1		1:32.246	1		1:30.933	3		1:32.020	3		1:31.016	3		1:30.738
3	28.894	1:32.160	79	2 LAPS	1:46.494	73	2 LAPS	1:43.721	73	2 LAPS	1:44.975	73	2 LAPS	1:45.400	14	1 LAP	2:55.336
12	1 LAP	1:41.966	73	2 LAPS	1:43.584	79	2 LAPS	1:45.447	79	2 LAPS	1:48.526	79	2 LAPS	1:48.773	21	1 LAP	2:55.631
14	37.932	1:31.521	3	28.360	1:31.712	3	28.645	1:31.218	14	11.627	1:32.094	60	29.939	1:28.732	60	28.833	1:29.632
21	41.089	1:33.063	14	38.545	1:32.859	14	40.198	1:32.586	21	15.911	1:33.636	12	1 LAP	1:41.422	73	2 LAPS	1:44.786
31	1 LAP	1:41.089	12	1 LAP	1:41.678	21	42.940	1:32.424	12	1 LAP	1:40.833	31	1 LAP	1:37.654	79	2 LAPS	1:46.307
72	1 LAP	1:42.432	21	41.449	1:32.606	12	1 LAP	1:40.329	60	32.223	1:29.203	1	52.353	1:30.880	1	49.686	1:28.071
26	1 LAP	1:42.834	31	1 LAP	1:39.553	60	1:03.685	1:28.751	31	1 LAP	1:37.790	29	1 LAP	3:05.265	12	1 LAP	1:40.856
49	1 LAP	1:41.618	26	1 LAP	1:39.865	31	1 LAP	1:39.826	26	1 LAP	1:40.871	26	1 LAP	1:40.421	31	1 LAP	1:38.112
60	1:09.162	1:31.746	72	1 LAP	1:41.708	72	1 LAP	1:42.332	72	1 LAP	1:41.059	72	1 LAP	1:43.930	29	1 LAP	1:36.952
29	1:13.879	1:37.156	60	1:05.867	1:28.951	26	1 LAP	1:43.526	1	52.489	2:53.154	49	2 LAPS	1:41.915	26	1 LAP	1:39.703
			29	1:18.363	1:36.730	49	2 LAPS	3:33.422	49	2 LAPS	1:47.542				72	1 LAP	1:40.741
						29	1:23.710	1:36.280							49	2 LAPS	1:41.495

Session Start: 13:02:11 - Finish: 14:03:05
Weather/Track Conditions: Sun / Dry
Circuit: Brands Hatch Grand Prix Circuit
Track Length: 3.916 Km - 2.4330 miles

Legends of Brands Hatch Superprix - 1 - 2 Jul 2017

Pre 80 Endurance Challenge Series

Race 9 - Lap Chart

Lap 19			Lap 20			Lap 21			Lap 22			Lap 23			Lap 24		
NO	Behind	Laptime	NO	Behind	Laptime	NO	Behind	Laptime	NO	Behind	Laptime	NO	Behind	Laptime	NO	Behind	Laptime
3		1:32.549	3		1:30.666	3		1:30.746	60		1:28.735	60		1:29.015	60		1:29.188
14	1 LAP	1:36.990	49	3 LAPS	1:41.595	14	1 LAP	1:31.465	1	12.531	1:27.481	26	2 LAPS	1:43.529	72	3 LAPS	1:42.631
21	1 LAP	1:35.682	14	1 LAP	1:31.283	21	1 LAP	1:32.951	49	3 LAPS	1:44.198	21	1 LAP	1:33.680	21	1 LAP	1:32.779
60	26.325	1:30.041	21	1 LAP	1:33.015	49	3 LAPS	1:43.267	29	1 LAP	1:31.310	1	10.341	1:26.825	1	9.922	1:28.769
73	2 LAPS	1:44.672	60	25.068	1:29.409	60	23.048	1:28.726	73	3 LAPS	1:50.006	49	3 LAPS	1:42.051	26	2 LAPS	1:42.287
1	44.343	1:27.206	1	41.043	1:27.366	1	36.833	1:26.536	3	55.333	2:47.116	31	3 LAPS	4:19.854	49	3 LAPS	1:44.354
79	2 LAPS	1:47.030	29	1 LAP	1:33.349	73	3 LAPS	3:07.977	12	1 LAP	1:41.385	29	1 LAP	1:30.502	29	1 LAP	1:32.273
12	1 LAP	1:40.661	31	1 LAP	1:39.502	29	1 LAP	1:31.111	72	2 LAPS	1:46.666	3	1:01.509	1:35.191	31	3 LAPS	1:44.555
31	1 LAP	1:36.550	12	1 LAP	1:42.098	12	1 LAP	1:41.676	14	1:21.302	1:31.474	73	3 LAPS	1:47.393	3	1:02.149	1:29.828
29	1 LAP	1:32.454	79	2 LAPS	1:48.497	72	2 LAPS	3:01.937	79	2 LAPS	1:46.798	12	1 LAP	1:41.281	73	3 LAPS	1:45.568
26	1 LAP	1:39.332	26	1 LAP	1:41.405	79	2 LAPS	1:45.888				14	1:23.442	1:31.155	14	1:26.005	1:31.751
72	1 LAP	1:40.741				26	1 LAP	1:42.975									
						14	1:41.611	1:30.625									

Session Start: 13:02:11 - Finish: 14:03:05
Weather/Track Conditions: Sun / Dry
Circuit: Brands Hatch Grand Prix Circuit
Track Length: 3.916 Km - 2.4330 miles

Legends of Brands Hatch Superprix - 1 - 2 Jul 2017

Pre 80 Endurance Challenge Series

Race 9 - Lap Chart

Lap 25			Lap 26			Lap 27			Lap 28			Lap 29			Lap 30		
NO	Behind	Laptime	NO	Behind	Laptime	NO	Behind	Laptime	NO	Behind	Laptime	NO	Behind	Laptime	NO	Behind	Laptime
60		1:28.883	60		1:29.614	60		1:29.300	60		1:28.907	60		1:29.386	60		1:28.185
12	2 LAPS	1:41.619	1	7.706	1:27.910	14	1 LAP	1:31.828	14	1 LAP	1:30.846	1	1.972	1:27.195	79	5 LAPS	1:46.456
1	9.410	1:28.371	73	4 LAPS	1:46.514	1	5.624	1:27.218	1	4.163	1:27.446	14	1 LAP	1:31.744	1	1.063	1:27.276
21	1 LAP	1:33.911	21	1 LAP	1:33.752	21	1 LAP	1:32.748	12	3 LAPS	2:59.262	49	4 LAPS	1:42.897	14	1 LAP	1:30.088
79	4 LAPS	3:18.433	12	2 LAPS	1:41.075	73	4 LAPS	1:45.403	21	1 LAP	1:32.518	21	1 LAP	1:33.314	49	4 LAPS	1:44.023
72	3 LAPS	1:43.058	72	3 LAPS	1:41.335	72	3 LAPS	1:40.847	73	4 LAPS	1:45.850	12	3 LAPS	1:44.029	21	1 LAP	1:34.515
26	2 LAPS	1:40.743	79	4 LAPS	1:50.818	26	3 LAPS	3:16.931	72	3 LAPS	1:41.244	73	4 LAPS	1:45.275	12	3 LAPS	1:42.778
29	1 LAP	1:32.786	29	1 LAP	1:31.687	79	4 LAPS	1:45.710	29	1 LAP	1:33.682	72	3 LAPS	1:41.572	29	1 LAP	1:31.850
49	3 LAPS	1:42.208	31	3 LAPS	1:34.287	29	1 LAP	1:31.652	3	1:08.127	1:31.177	29	1 LAP	1:31.600	3	1:11.271	1:30.396
31	3 LAPS	1:35.087	3	1:05.262	1:30.893	3	1:05.857	1:29.895	26	3 LAPS	1:54.021	3	1:09.060	1:30.319	73	4 LAPS	1:45.437
3	1:03.983	1:30.717	49	3 LAPS	1:45.906	31	3 LAPS	1:35.616	79	4 LAPS	1:48.631	31	3 LAPS	1:34.629	72	3 LAPS	1:41.039
14	1:29.007	1:31.885				49	3 LAPS	1:43.306	31	3 LAPS	1:33.374	26	3 LAPS	1:41.811	31	3 LAPS	1:34.173

Session Start: 13:02:11 - Finish: 14:03:05
Weather/Track Conditions: Sun / Dry
Circuit: Brands Hatch Grand Prix Circuit
Track Length: 3.916 Km - 2.4330 miles

Legends of Brands Hatch Superprix - 1 - 2 Jul 2017

Pre 80 Endurance Challenge Series

Race 9 - Lap Chart

Lap 31			Lap 32			Lap 33			Lap 34			Lap 35			Lap 36		
NO	Behind	Laptime	NO	Behind	Laptime	NO	Behind	Laptime	NO	Behind	Laptime	NO	Behind	Laptime	NO	Behind	Laptime
60		1:28.715	1		1:30.050	1		1:27.682	1		1:27.790	1		1:28.668	1		1:28.294
1	0.120	1:27.772	72	4 LAPS	1:42.531	60	2.648	1:29.386	60	3.899	1:29.041	49	5 LAPS	1:45.146	60	6.195	1:29.561
26	4 LAPS	1:41.136	60	0.944	1:31.114	31	4 LAPS	1:34.463	31	4 LAPS	1:31.884	60	4.928	1:29.697	31	4 LAPS	1:33.148
14	1 LAP	1:30.038	73	5 LAPS	1:48.320	14	1 LAP	1:31.765	14	1 LAP	1:33.721	12	4 LAPS	1:41.388	49	5 LAPS	1:48.230
79	5 LAPS	1:45.058	14	1 LAP	1:30.253	72	4 LAPS	1:42.639	72	4 LAPS	1:42.190	31	4 LAPS	1:32.305	14	1 LAP	1:31.456
21	1 LAP	1:33.456	26	4 LAPS	1:41.153	73	5 LAPS	1:46.389	73	5 LAPS	1:47.145	14	1 LAP	1:31.069	12	4 LAPS	1:43.910
49	4 LAPS	1:44.593	79	5 LAPS	1:44.571	26	4 LAPS	1:40.795	26	4 LAPS	1:42.497	72	4 LAPS	1:42.876	72	4 LAPS	1:43.127
12	3 LAPS	1:41.472	21	1 LAP	1:35.181	21	1 LAP	1:33.762	21	1 LAP	1:32.838	26	4 LAPS	1:41.877	21	1 LAP	1:34.074
3	1:12.699	1:30.143	49	4 LAPS	1:44.852	79	5 LAPS	1:49.347	79	5 LAPS	1:46.701	21	1 LAP	1:33.660	26	4 LAPS	1:43.075
29	1 LAP	1:32.463	3	1:12.872	1:30.343	49	4 LAPS	1:44.080	3	1:19.010	1:30.996	73	5 LAPS	1:49.047	3	1:23.773	1:31.278
31	3 LAPS	1:32.932	12	3 LAPS	1:42.516	3	1:15.804	1:30.614				3	1:20.789	1:30.447	73	5 LAPS	1:48.379
			29	1 LAP	1:31.642	12	3 LAPS	1:41.489									

Session Start: 13:02:11 - Finish: 14:03:05
Weather/Track Conditions: Sun / Dry
Circuit: Brands Hatch Grand Prix Circuit
Track Length: 3.916 Km - 2.4330 miles

Legends of Brands Hatch Superprix - 1 - 2 Jul 2017

Pre 80 Endurance Challenge Series

Race 9 - Lap Chart

Lap 37			Lap 38			Lap 39			Lap 40		
NO	Behind	Laptime	NO	Behind	Laptime	NO	Behind	Laptime	NO	Behind	Laptime
1		1:28.422	1		1:29.684	1		1:29.813	1		1:28.686
60	6.480	1:28.707	26	5 LAPS	1:45.975	72	5 LAPS	1:46.344	3	1 LAP	1:32.404
31	4 LAPS	1:35.799	60	7.321	1:30.525	60	7.658	1:30.150	60	8.970	1:29.998
14	1 LAP	1:30.911	73	6 LAPS	1:48.917	26	5 LAPS	1:43.927	72	5 LAPS	1:45.701
49	5 LAPS	1:45.840	31	4 LAPS	1:37.373	73	6 LAPS	1:47.632	26	5 LAPS	1:42.561
12	4 LAPS	1:42.298	12	4 LAPS	1:42.019	31	4 LAPS	1:37.024	31	4 LAPS	1:36.533
21	1 LAP	1:33.653	49	5 LAPS	1:45.388	12	4 LAPS	1:41.462	73	6 LAPS	1:48.187
72	4 LAPS	1:44.146	21	1 LAP	1:33.403	49	5 LAPS	1:45.863	12	4 LAPS	1:42.530
3	1:26.319	1:30.968	3	1:28.108	1:31.473	21	1 LAP	1:33.425	21	1 LAP	1:32.975
									49	5 LAPS	1:47.892

Session Start: 13:02:11 - Finish: 14:03:05
Weather/Track Conditions: Sun / Dry
Circuit: Brands Hatch Grand Prix Circuit
Track Length: 3.916 Km - 2.4330 miles

Legends of Brands Hatch Superprix - 1 - 2 Jul 2017

HSCC Historic Formula Ford with Avon Tyres, Radio Caroline & Titan Historic Racing

Race 10 - Classification

Sheet No:

POS	NO	DRIVER/S	CLASS	CLASS POS	CAR MAKE / MODEL	TIME	LAPS	GAP	DIFF	MPH	BEST	ON
1	64	Cameron Jackson		1	Lola T200	20:21.584	12	-- 12 laps		86.04	1:39.511	7
2	29	Westie Mitchell	OF	1	Lotus 59	20:31.097	12	9.513	9.513	85.37	1:40.910	5
3	73	Ed Thurston		2	Elden Mk8	20:33.062	12	11.478	1.965	85.23	1:39.773	9
4	17	Brian Morris	OF	2	Lola T202	20:37.794	12	16.210	4.732	84.91	1:41.851	10
5	36	Rob Smith	OF	3	Merlyn Mk20	20:43.959	12	22.375	6.165	84.49	1:41.554	8
6	22	Tim Brise	OF	4	Merlyn Mk20	20:50.323	12	28.739	6.364	84.06	1:42.615	10
7	56	Roland Svensson	OF	5	Merlyn Mk17	20:50.571	12	28.987	0.248	84.04	1:42.491	10
8	58	Michael Grant Peterkin		3	Brabham BT21	20:50.962	12	29.378	0.391	84.02	1:41.942	4
9	75	Daniel Pickett		4	Merlyn Mk20	20:51.326	12	29.742	0.364	83.99	1:42.793	3
10	20	Kevin Stanzl	OF	6	Crossle 20F	20:51.764	12	30.180	0.438	83.96	1:42.721	12
11	14	Neil Shinner	OF	7	Merlyn Mk20	20:51.811	12	30.227	0.047	83.96	1:42.333	12
12	66	Andrew Wiggins	OF	8	Titan Mk6	20:52.456	12	30.872	0.645	83.92	1:42.532	6
13	87	Ian Jeary		5	Elden Mk8	20:58.705	12	37.121	6.249	83.50	1:43.547	9
14	27	Dick Dixon	OF	9	Lotus 61	21:00.396	12	38.812	1.691	83.39	1:43.134	10
15	77	Chris Sharples	OF	10	Palliser WDF1	21:04.930	12	43.346	4.534	83.09	1:43.470	6
16	72	Alistair Littlewood		6	Merlyn Mk20A	21:06.862	12	45.278	1.932	82.96	1:43.328	12
17	35	Michael Rasper		7	Merlyn Mk11A	21:08.504	12	46.920	1.642	82.85	1:42.651	12
18	46	Stuart Dix	OF	11	Cooper Chinook	21:08.924	12	47.340	0.420	82.83	1:43.368	12
19	122	Chris Williams		8	Caldwell D9	21:11.173	12	49.589	2.249	82.68	1:43.478	12
20	88	Chris Stuart	OF	12	Elden Mk8	21:17.073	12	55.489	5.900	82.30	1:43.081	6
21	19	Stephen King	OF	13	Macon MR8	21:23.136	12	1:01.552	6.063	81.91	1:43.509	11
22	82	Lee Penson		9	Lotus 51A	21:23.654	12	1:02.070	0.518	81.88	1:45.044	7
23	7	Robs Lamplough	OF	14	Winkelmann WDF2	21:24.472	12	1:02.888	0.818	81.82	1:44.893	9
24	177	Peter Hannam	OF	15	Nike Mk6	21:24.928	12	1:03.344	0.456	81.80	1:43.684	11
25	81	James Lovett		10	Lola T200	21:29.219	12	1:07.635	4.291	81.52	1:45.245	6
26	93	Rudolf Ernst	OF	16	Titan Mk6	21:32.174	12	1:10.590	2.955	81.34	1:44.580	11
27	32	Nigel Adams	OF	17	Lotus 61	21:55.756	12	1:34.172	23.582	79.88	1:47.400	2
28	114	Phil Nelson		11	Hawke DL2B	21:57.970	12	1:36.386	2.214	79.75	1:46.353	12
29	41	Paul Unsworth	OF	18	Palliser WDF3	22:02.661	12	1:41.077	4.691	79.46	1:46.773	12
30	2	Alison Langridge	N	1	Lotus 61	20:44.104	11	-- 11 laps	28.216	77.44	1:50.566	10
31	18	Bill Cowing	OF	19	Ginetta G18B	20:50.211	11	6.107	6.107	77.06	1:51.683	7
32	39	Michael Richings	OF	20	Alexis Mk15	21:02.649	11	18.545	12.438	76.30	1:50.579	9
33	31	John Emery	N	2	Lola T200	20:31.709	10	-- 10 laps	1:20.792	71.11	1:58.517	10
		---------- NOT CLASSIFIED ----------										
DNF	49	Harvey Sykes			Crossle 20F	14:11.074	8	-- 8 laps --		82.33	1:43.477	8
DNF	71	Alan Cook	OF		Mallock Mk9	13:08.212	7	-- 7 laps --	40.615	77.78	1:48.775	7
DNF	47	Louis Hanjoul	OF		Elden Mk8/10	13:09.434	6	-- 6 laps --	1:49.997	66.57	1:44.935	6
DNF	26	John Slack	OF		Lola T200	2:09.513	1	-- 1 laps --	12.738	67.62	2:09.513	1

---------- FASTEST LAP SUMMARY ----------

NO	DRIVER/S	CLASS	CAR MAKE / MODEL	FASTEST LAP	ON	MPH
64	Cameron Jackson		Lola T200	1:39.511	7	88.02
29	Westie Mitchell	OF	Lotus 59	1:40.910	5	86.80
2	Alison Langridge	N	Lotus 61	1:50.566	10	79.22

Session Start: 14:15:19 - Finish: 14:35:40
Weather/Track Conditions: Sun / Dry
Circuit: Brands Hatch Grand Prix Circuit
Track Length: 3.916 Km - 2.4330 miles

These results are provisional until the conclusion of any judicial and technical matters.

Clerk of the Course:	Timekeeper:	Issued at:
Julian Floyd	Nick Palmer	

MST

Printed : 02-07-2017 - 14:38

Full results available at www.mstworld.com. Email: timing@mstworld.com

Legends of Brands Hatch Superprix - 1 - 2 Jul 2017

HSCC Historic Formula Ford with Avon Tyres, Radio Caroline & Titan Historic Racing

Race 10 - Sector Analysis

2	Alison Langridge (N)								Lotus 61							
lap	Sect-1	Speed	Sect-2	Speed	Sect-3	Speed	Laptime	Pit	lap	Sect-1	Speed	Sect-2	Speed	Sect-3	Speed	Laptime	Pit
1		86.0	51.705	77.4	27.110	108.1	2:07.712		7	34.458	88.8	49.895	78.4	26.663	107.9	1:51.016	
2	34.863	86.4	49.923	77.6	26.899	109.3	1:51.685		8	34.825	85.4	49.934	80.8	27.127	107.4	1:51.886	
3	34.310	87.7	51.602	79.0	26.839	107.7	1:52.751		9	34.795	87.0	50.089	76.8	26.419	107.9	1:51.303	
4	35.223	87.8	50.527	78.4	26.799	109.7	1:52.549		10	34.726	87.1	49.426	80.9	26.414	107.9	1:50.566	
5	35.005	85.8	50.695	78.0	26.955	107.0	1:52.655		11	34.538	87.2	49.975	79.6	26.853	106.5	1:51.366	
6	34.844	87.7	49.296	77.6	26.475	107.9	1:50.615		12								

7	Robs Lamplough (OF)								Winkelmann WDF2							
lap	Sect-1	Speed	Sect-2	Speed	Sect-3	Speed	Laptime	Pit	lap	Sect-1	Speed	Sect-2	Speed	Sect-3	Speed	Laptime	Pit
1			49.490	79.6	26.009	113.0	1:59.180		7	33.282	91.0	47.335	80.6	25.556	110.0	1:46.173	
2	33.146	91.9	47.399	78.8	25.933	109.7	1:46.478		8	32.812	90.5	46.826	78.3	25.524	114.1	1:45.162	
3	33.220	88.4	46.838	79.8	25.597	108.6	1:45.655		9	33.041	91.9	46.709	81.3	25.143	113.2	1:44.893	
4	33.038	89.1	46.910	78.9	26.381	108.1	1:46.329		10	32.567	89.9	47.392	80.2	25.444	110.6	1:45.403	
5	33.309	91.2	46.834	76.8	25.667	112.8	1:45.810		11	32.711	89.4	47.229	82.7	26.349	108.6	1:46.289	
6	32.928	89.9	47.409	74.0	25.883	108.4	1:46.220		12	33.843	92.0	47.598	75.6	25.439	108.8	1:46.880	

14	Neil Shinner (OF)								Merlyn Mk20							
lap	Sect-1	Speed	Sect-2	Speed	Sect-3	Speed	Laptime	Pit	lap	Sect-1	Speed	Sect-2	Speed	Sect-3	Speed	Laptime	Pit
1				78.0	25.073	111.7	1:54.631		7	31.981	94.0	46.410	82.9	24.829	115.1	1:43.220	
2	32.894	93.1	46.527	80.5	24.958	112.0	1:44.379		8	32.197	93.9	46.539	80.0	24.580	115.5	1:43.316	
3	32.253	90.1	46.664	84.2	24.770	113.2	1:43.687		9	32.249	93.5	46.104	80.5	24.614	115.7	1:42.967	
4	32.275	92.7	46.527	84.2	25.020	110.9	1:43.822		10	32.268	92.5	47.127	84.8	24.419	116.7	1:43.814	
5	32.017	93.0	46.549	82.9	24.808	113.2	1:43.374		11	32.360	94.4	45.907	82.8	25.011	112.4	1:43.278	
6	32.192	92.7	45.991	85.8	24.807	110.7	1:42.990		12	32.100	93.4	45.832	83.8	24.401	112.2	1:42.333	

17	Brian Morris (OF)								Lola T202							
lap	Sect-1	Speed	Sect-2	Speed	Sect-3	Speed	Laptime	Pit	lap	Sect-1	Speed	Sect-2	Speed	Sect-3	Speed	Laptime	Pit
1				82.5	25.139	110.4	1:49.839		7	32.636	90.9	45.729	80.3	25.015	108.4	1:43.380	
2	32.545	88.6	46.137	79.6	24.735	112.2	1:43.417		8	32.189	90.6	45.678	81.3	24.722	109.8	1:42.589	
3	32.065	90.1	46.058	78.7	24.942	111.1	1:43.065		9	31.973	90.4	45.341	84.0	24.923	109.5	1:42.237	
4	32.299	89.7	45.522	82.3	24.632	110.6	1:42.453		10	31.872	90.7	45.768	82.6	24.211	110.9	1:41.851	
5	31.910	92.1	45.441	81.3	24.702	109.5	1:42.053		11	31.653	91.4	45.844	84.8	24.638	109.7	1:42.135	
6	31.936	91.6	45.731	83.6	24.881	109.3	1:42.548		12	31.724	92.6	45.723	85.0	24.780	109.1	1:42.227	

18	Bill Cowing (OF)								Ginetta G18B							
lap	Sect-1	Speed	Sect-2	Speed	Sect-3	Speed	Laptime	Pit	lap	Sect-1	Speed	Sect-2	Speed	Sect-3	Speed	Laptime	Pit
1		87.0	50.978	74.2	26.899	106.9	2:05.645		7	34.802	88.2	50.104	79.7	26.777	105.7	1:51.683	
2	34.691	89.2	50.683	73.2	26.640	105.5	1:52.014		8	35.380	86.1	50.344	81.3	26.801	106.4	1:52.525	
3	35.221	86.5	50.938	76.5	27.262	104.4	1:53.421		9	34.577	88.5	50.697	75.6	26.443	106.5	1:51.717	
4	35.235	86.7	51.219	75.6	26.699	105.7	1:53.153		10	35.343	86.3	50.533	77.0	26.383	106.9	1:52.259	
5	35.621	85.0	51.517	76.2	26.719	106.7	1:53.857		11	35.004	84.7	50.452	76.3	26.588	101.1	1:52.044	
6	34.934	88.0	50.238	77.7	26.721	105.9	1:51.893		12								

19	Stephen King (OF)								Macon MR8							
lap	Sect-1	Speed	Sect-2	Speed	Sect-3	Speed	Laptime	Pit	lap	Sect-1	Speed	Sect-2	Speed	Sect-3	Speed	Laptime	Pit
1		88.1	49.625	74.8	25.774	111.8	2:00.484		7	33.469	90.3	47.341	80.9	26.091	109.1	1:46.901	
2	33.282	90.0	47.496	77.7	25.460	110.9	1:46.238		8	32.719	90.0	48.829	80.0	24.990	112.2	1:46.538	
3	33.542	89.5	48.849	78.7	25.512	108.8	1:47.903		9	32.991	89.8	46.974	79.9	25.629	109.7	1:45.594	
4	32.715	89.3	47.401	79.0	25.374	108.8	1:45.490		10	33.151	90.6	47.262	78.7	25.084	110.9	1:45.497	
5	32.710	90.1	47.318	79.0	25.296	110.9	1:45.324		11	32.373	90.4	46.197	85.1	24.939	110.7	1:43.509	
6	32.844	89.4	46.985	79.8	25.194	110.9	1:45.023		12	32.539	90.0	46.754	80.8	25.342	108.1	1:44.635	

20	Kevin Stanzl (OF)								Crossle 20F							
lap	Sect-1	Speed	Sect-2	Speed	Sect-3	Speed	Laptime	Pit	lap	Sect-1	Speed	Sect-2	Speed	Sect-3	Speed	Laptime	Pit
1				84.5	24.910	111.8	1:51.778		7	32.289	91.5	47.075	84.8	24.763	112.8	1:44.127	
2	32.476	92.4	46.568	82.2	24.956	111.8	1:44.000		8	32.381	94.0	46.661	84.8	24.497	113.3	1:43.539	
3	33.062	91.0	46.129	84.9	24.724	113.3	1:43.915		9	32.091	93.6	46.224	83.3	24.776	112.8	1:43.091	
4	32.230	93.1	46.228	82.3	24.975	112.0	1:43.433		10	32.071	90.5	46.638	86.6	24.763	112.4	1:43.472	
5	32.224	94.2	46.676	82.0	25.995	112.0	1:44.895		11	32.032	93.3	45.944	86.0	25.395	112.0	1:43.371	
6	32.324	93.6	46.415	86.8	24.683	110.9	1:43.422		12	32.039	93.5	45.987	83.6	24.695	111.8	1:42.721	

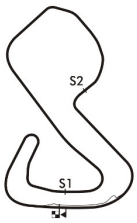

Session Start: 14:15:19 - Finish: 14:35:40
Weather/Track Conditions: Sun / Dry
Circuit: Brands Hatch Grand Prix Circuit
Track Length: 3.916 Km - 2.4330 miles

MST

Full results available at www.mstworld.com. Email: timing@mstworld.com

Printed : 02-07-2017 - 14:38

Legends of Brands Hatch Superprix - 1 - 2 Jul 2017

HSCC Historic Formula Ford with Avon Tyres, Radio Caroline & Titan Historic Racing

Race 10 - Sector Analysis

22 Tim Brise (OF) — Merlyn Mk20

lap	Sect-1	Speed	Sect-2	Speed	Sect-3	Speed	Laptime	Pit	lap	Sect-1	Speed	Sect-2	Speed	Sect-3	Speed	Laptime	Pit
1				83.2	24.980	113.5	1:49.993		7	32.499	91.5	46.865	83.5	24.850	110.7	1:44.214	
2	33.288	92.7	46.769	85.1	24.961	113.0	1:45.018		8	32.318	90.6	46.653	88.3	25.217	112.6	1:44.188	
3	32.651	93.8	45.805	82.9	25.088	112.8	1:43.544		9	32.127	92.6	45.866	87.2	24.656	113.5	1:42.649	
4	32.342	91.9	46.297	82.9	25.042	112.4	1:43.681		10	32.203	92.1	45.674	85.5	24.738	113.2	1:42.615	
5	32.264	92.1	46.345	86.7	25.260	110.7	1:43.869		11	31.761	93.8	46.667	85.4	25.010	110.9	1:43.438	
6	32.504	90.5	46.105	86.8	25.176	109.8	1:43.785		12	32.499	91.0	45.840	88.3	24.990	112.2	1:43.329	

26 John Slack (OF) — Lola T200

lap	Sect-1	Speed	Sect-2	Speed	Sect-3	Speed	Laptime	Pit	lap	Sect-1	Speed	Sect-2	Speed	Sect-3	Speed	Laptime	Pit
1		87.7	50.371	71.5	29.437	78.1	2:09.513		2								

27 Dick Dixon (OF) — Lotus 61

lap	Sect-1	Speed	Sect-2	Speed	Sect-3	Speed	Laptime	Pit	lap	Sect-1	Speed	Sect-2	Speed	Sect-3	Speed	Laptime	Pit
1				76.4	25.501	111.7	1:55.276		7	32.366	92.4	47.269	79.4	24.845	112.0	1:44.480	
2	32.863	88.0	47.038	78.4	25.339	110.4	1:45.240		8	32.052	91.5	46.456	85.1	25.158	110.2	1:43.666	
3	32.679	89.1	46.760	79.5	24.964	112.2	1:44.403		9	32.824	88.5	46.352	82.2	25.025	110.4	1:44.201	
4	32.778	89.9	46.518	80.9	25.132	111.5	1:44.428		10	32.370	89.7	45.910	79.9	24.854	110.7	1:43.134	
5	32.417	90.0	46.639	75.2	25.416	110.7	1:44.472		11	32.259	90.4	46.145	80.7	24.942	110.2	1:43.346	
6	32.397	87.4	46.069	80.5	24.894	111.5	1:43.360		12	32.133	91.5	47.204	81.7	25.053	106.7	1:44.390	

29 Westie Mitchell (OF) — Lotus 59

lap	Sect-1	Speed	Sect-2	Speed	Sect-3	Speed	Laptime	Pit	lap	Sect-1	Speed	Sect-2	Speed	Sect-3	Speed	Laptime	Pit
1				87.8	25.263	109.5	1:49.715		7	31.956	90.6	45.027	89.3	24.885	110.0	1:41.868	
2	32.464	90.5	46.038	87.1	24.848	109.3	1:43.350		8	31.795	89.9	45.095	88.5	24.606	110.7	1:41.496	
3	31.936	90.9	46.130	82.2	24.893	109.1	1:42.959		9	32.009	90.3	44.987	82.8	25.021	110.9	1:42.017	
4	32.148	90.4	45.527	91.5	24.308	111.8	1:41.983		10	31.819	88.8	45.428	88.3	24.358	111.8	1:41.605	
5	31.482	92.7	45.061	90.0	24.367	110.7	1:40.910		11	32.060	90.3	45.263	88.7	24.212	110.9	1:41.535	
6	31.659	92.5	45.302	88.0	25.051	108.2	1:42.012		12	31.896	90.6	45.021	91.1	24.730	109.1	1:41.647	

31 John Emery (N) — Lola T200

lap	Sect-1	Speed	Sect-2	Speed	Sect-3	Speed	Laptime	Pit	lap	Sect-1	Speed	Sect-2	Speed	Sect-3	Speed	Laptime	Pit
1		79.8	54.543	71.1	28.309	100.0	2:15.287		6	37.824	77.8	58.444	63.6	29.177	100.3	2:05.445	
2	37.883	68.9	57.129	69.2	28.994	98.3	2:04.006		7	39.491	77.0	57.521	72.0	29.513	99.7	2:06.525	
3	37.398	78.1	55.240	67.9	28.403	98.7	2:01.041		8	37.359	75.7	55.017	69.7	28.309	101.7	2:00.685	
4	37.072	79.6	55.169	72.2	28.340	100.2	2:00.581		9	37.071	78.8	54.219	72.5	27.725	101.7	1:59.015	
5	36.789	81.1	55.148	70.1	28.670	99.0	2:00.607		10	36.465	78.7	53.904	71.5	28.148	102.5	1:58.517	

32 Nigel Adams (OF) — Lotus 61

lap	Sect-1	Speed	Sect-2	Speed	Sect-3	Speed	Laptime	Pit	lap	Sect-1	Speed	Sect-2	Speed	Sect-3	Speed	Laptime	Pit
1		81.9	49.753	82.0	25.781	110.0	2:01.262		7	34.407	88.6	48.858	77.4	25.903	108.9	1:49.168	
2	33.720	89.1	48.253	77.7	25.427	110.4	1:47.400		8	34.456	88.2	48.201	79.3	25.988	108.2	1:48.645	
3	33.416	90.6	48.707	78.9	25.422	109.7	1:47.545		9	34.052	89.4	50.407	77.8	26.061	106.9	1:50.520	
4	33.967	90.0	48.842	75.9	26.113	109.3	1:48.922		10	34.036	86.3	48.584	77.0	25.943	108.4	1:48.563	
5	33.801	90.0	48.887	80.3	25.732	110.0	1:48.420		11	34.367	89.9	48.923	78.5	26.007	107.4	1:49.297	
6	33.610	92.4	48.550	80.4	25.704	108.4	1:47.864		12	34.335	88.8	48.024	78.8	25.791	97.6	1:48.150	

35 Michael Rasper ( ) — Merlyn Mk11A

lap	Sect-1	Speed	Sect-2	Speed	Sect-3	Speed	Laptime	Pit	lap	Sect-1	Speed	Sect-2	Speed	Sect-3	Speed	Laptime	Pit
1				74.6	25.429	112.4	1:57.384		7	32.480	93.5	46.983	83.4	24.878	111.8	1:44.341	
2	33.559	91.2	47.309	78.5	25.310	112.8	1:46.178		8	33.144	90.7	46.592	80.5	24.755	112.4	1:44.491	
3	32.987	91.7	47.484	82.5	25.174	113.9	1:45.645		9	32.714	93.0	47.343	85.3	25.026	111.5	1:45.083	
4	32.997	91.5	47.226	78.1	25.184	113.0	1:45.407		10	32.599	91.5	46.601	86.0	24.479	112.6	1:43.679	
5	34.029	91.4	47.072	83.1	24.986	113.0	1:46.087		11	32.236	92.0	46.053	84.4	24.753	112.4	1:43.042	
6	32.548	92.6	47.069	82.5	24.899	112.6	1:44.516		12	32.437	93.1	45.616	86.3	24.598	110.7	1:42.651	

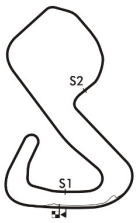

Session Start: 14:15:19 - Finish: 14:35:40
Weather/Track Conditions: Sun / Dry
Circuit: Brands Hatch Grand Prix Circuit
Track Length: 3.916 Km - 2.4330 miles

Legends of Brands Hatch Superprix - 1 - 2 Jul 2017

HSCC Historic Formula Ford with Avon Tyres, Radio Caroline & Titan Historic Racing

Race 10 - Sector Analysis

36	Rob Smith (OF)								Merlyn Mk20								
lap	Sect-1	Speed	Sect-2	Speed	Sect-3	Speed	Laptime	Pit	lap	Sect-1	Speed	Sect-2	Speed	Sect-3	Speed	Laptime	Pit
1				79.4	24.748	113.3	1:51.064		7	32.225	93.8	45.663	83.5	24.504	110.6	1:42.392	
2	32.497	91.5	46.792	78.4	24.735	114.1	1:44.024		8	31.866	93.1	45.222	84.7	24.466	111.7	1:41.554	
3	32.775	93.3	45.989	78.1	25.121	111.7	1:43.885		9	31.727	91.6	45.755	86.6	24.654	111.1	1:42.136	
4	32.338	92.6	46.463	81.8	24.705	113.0	1:43.506		10	32.261	91.6	45.476	87.3	24.435	113.2	1:42.172	
5	32.389	89.2	46.734	75.6	25.794	109.5	1:44.917		11	32.284	91.4	45.501	88.7	24.552	111.3	1:42.337	
6	31.704	93.8	46.737	82.6	24.376	115.3	1:42.817		12	32.296	89.4	45.937	86.2	24.922	107.9	1:43.155	

39	Michael Richings (OF)								Alexis Mk15								
lap	Sect-1	Speed	Sect-2	Speed	Sect-3	Speed	Laptime	Pit	lap	Sect-1	Speed	Sect-2	Speed	Sect-3	Speed	Laptime	Pit
1		80.9	51.690	74.4	27.370	105.9	2:08.802		7	35.236	83.2	50.649	76.3	26.943	106.4	1:52.828	
2	35.447	81.9	51.561	74.6	29.883	101.2	1:56.891		8	34.226	84.6	50.013	74.3	26.681	108.6	1:50.920	
3	35.797	82.1	52.924	69.0	27.442	103.6	1:56.163		9	33.956	85.2	50.129	74.3	26.494	107.6	1:50.579	
4	35.206	82.2	51.543	72.4	27.630	103.9	1:54.379		10	34.233	85.8	51.214	74.5	27.363	108.1	1:52.810	
5	35.284	83.4	51.022	70.5	27.535	105.4	1:53.841		11	34.936	84.0	50.298	80.5	26.498	105.4	1:51.732	
6	35.530	81.9	51.078	73.8	27.096	104.2	1:53.704		12								

41	Paul Unsworth (OF)								Palliser WDF3								
lap	Sect-1	Speed	Sect-2	Speed	Sect-3	Speed	Laptime	Pit	lap	Sect-1	Speed	Sect-2	Speed	Sect-3	Speed	Laptime	Pit
1		83.2	50.934	73.0	27.018	106.9	2:06.728		7	33.655	86.0	48.174	76.9	25.912	107.7	1:47.741	
2	35.147	89.1	49.642	68.1	26.678	108.2	1:51.467		8	33.731	85.4	48.234	78.2	25.866	108.1	1:47.831	
3	35.155	86.8	50.891	71.9	26.943	107.4	1:52.989		9	33.559	82.3	47.638	78.4	25.603	108.1	1:46.800	
4	35.411	86.4	48.968	73.4	26.565	105.7	1:50.944		10	33.589	86.1	47.991	77.8	25.677	108.2	1:47.257	
5	34.280	83.9	48.696	76.7	25.677	107.9	1:48.653		11	33.340	87.8	47.867	78.1	25.684	107.9	1:46.891	
6	34.198	85.1	48.546	74.0	25.843	106.7	1:48.587		12	33.123	87.4	47.796	79.3	25.854	107.0	1:46.773	

46	Stuart Dix (OF)								Cooper Chinook								
lap	Sect-1	Speed	Sect-2	Speed	Sect-3	Speed	Laptime	Pit	lap	Sect-1	Speed	Sect-2	Speed	Sect-3	Speed	Laptime	Pit
1				76.2	25.537	110.2	1:55.982		7	32.505	89.7	47.167	86.2	24.630	109.7	1:44.302	
2	33.052	89.9	47.417	79.2	26.043	110.6	1:46.512		8	35.013	91.2	46.282	82.1	24.520	112.4	1:45.815	
3	32.897	90.7	47.289	80.6	25.135	108.2	1:45.321		9	32.747	91.5	46.700	83.9	24.413	111.3	1:43.860	
4	32.962	90.4	48.193	78.4	25.293	107.4	1:46.448		10	32.405	92.4	46.921	83.1	24.649	109.7	1:43.975	
5	33.537	91.5	47.111	79.6	24.908	109.5	1:45.556		11	32.247	91.2	46.541	82.1	24.712	108.9	1:43.500	
6	32.426	90.1	47.053	84.3	24.806	110.9	1:44.285		12	32.374	91.4	46.527	86.8	24.467	110.7	1:43.368	

47	Louis Hanjoul (OF)								Elden Mk8/10								
lap	Sect-1	Speed	Sect-2	Speed	Sect-3	Speed	Laptime	Pit	lap	Sect-1	Speed	Sect-2	Speed	Sect-3	Speed	Laptime	Pit
1				78.4	25.306	111.8	1:56.775		4	Out	88.4	47.809	79.4	25.155	108.9	1:51.895	
2	32.612	90.6	47.133	87.3	25.607	110.2	1:45.352		5	33.343	89.3	47.055	82.3	25.193	108.4	1:45.591	
3	37.078	90.0	1:13.106	53.2	In		4:04.886	P	6	32.555	89.9	47.056	79.6	25.324	109.8	1:44.935	

49	Harvey Sykes ( )								Crossle 20F								
lap	Sect-1	Speed	Sect-2	Speed	Sect-3	Speed	Laptime	Pit	lap	Sect-1	Speed	Sect-2	Speed	Sect-3	Speed	Laptime	Pit
1				75.1	25.385	111.3	1:56.537		5	32.990	92.1	46.742	80.1	25.005	110.7	1:44.737	
2	33.486	88.8	47.126	78.7	26.068	113.2	1:46.680		6	32.758	90.3	46.905	81.9	25.174	110.7	1:44.837	
3	33.031	90.4	47.419	81.0	25.354	110.9	1:45.804		7	32.538	90.5	46.321	84.3	24.819	112.4	1:43.678	
4	32.905	92.0	47.241	76.2	25.178	111.8	1:45.324		8	32.503	91.0	46.274	84.7	24.700	112.4	1:43.477	

56	Roland Svensson (OF)								Merlyn Mk17								
lap	Sect-1	Speed	Sect-2	Speed	Sect-3	Speed	Laptime	Pit	lap	Sect-1	Speed	Sect-2	Speed	Sect-3	Speed	Laptime	Pit
1				87.3	24.682	114.9	1:50.668		7	32.732	95.6	47.268	86.7	24.575	113.7	1:44.575	
2	32.320	93.4	46.659	86.9	24.962	112.2	1:43.941		8	31.938	93.1	46.403	86.9	24.829	112.2	1:43.170	
3	32.164	93.3	46.528	85.0	24.880	112.8	1:43.572		9	32.041	93.3	45.824	88.9	24.775	112.6	1:42.640	
4	32.101	93.4	46.519	88.5	24.918	111.8	1:43.538		10	32.063	93.1	45.899	88.4	24.529	112.6	1:42.491	
5	32.175	94.4	47.368	84.6	25.081	113.9	1:44.624		11	32.025	92.7	47.432	84.3	25.236	114.1	1:44.693	
6	32.246	94.4	46.711	90.0	24.797	113.0	1:43.754		12	32.042	94.6	46.128	90.3	24.735	111.7	1:42.905	

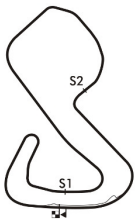

Session Start: 14:15:19 - Finish: 14:35:40
Weather/Track Conditions: Sun / Dry
Circuit: Brands Hatch Grand Prix Circuit
Track Length: 3.916 Km - 2.4330 miles

MST

Full results available at www.mstworld.com. Email: timing@mstworld.com

Printed : 02-07-2017 - 14:38

Legends of Brands Hatch Superprix - 1 - 2 Jul 2017

HSCC Historic Formula Ford with Avon Tyres, Radio Caroline & Titan Historic Racing

Race 10 - Sector Analysis

58	Michael Grant Peterkin ( )								Brabham BT21							
lap	Sect-1	Speed	Sect-2	Speed	Sect-3	Speed	Laptime	Pit	lap	Sect-1	Speed	Sect-2	Speed	Sect-3	Speed	Laptime	Pit
1		90.0	47.940	83.5	25.577	114.3	1:58.058		7	32.129	94.0	46.942	87.0	24.822	115.7	1:43.893	
2	32.599	91.5	47.095	81.9	25.160	113.3	1:44.854		8	31.626	94.6	46.219	82.3	25.161	114.1	1:43.006	
3	32.140	91.9	45.636	85.0	24.341	114.9	1:42.117		9	32.224	93.5	46.048	84.2	24.679	116.5	1:42.951	
4	31.761	92.2	45.723	83.1	24.458	113.3	1:41.942		10	32.284	90.9	45.110	82.5	24.596	115.7	1:41.990	
5	31.670	94.2	45.932	82.9	24.550	111.8	1:42.152		11	32.117	92.0	46.319	87.9	25.561	110.9	1:43.997	
6	31.716	93.5	46.039	86.9	24.938	113.9	1:42.693		12	31.991	92.2	46.512	84.7	24.806	113.0	1:43.309	

64	Cameron Jackson ( )								Lola T200							
lap	Sect-1	Speed	Sect-2	Speed	Sect-3	Speed	Laptime	Pit	lap	Sect-1	Speed	Sect-2	Speed	Sect-3	Speed	Laptime	Pit
1			46.678	86.7	24.526	114.7	1:54.843		7	30.916	94.2	44.610	87.3	23.985	111.3	1:39.511	
2	31.700	93.0	44.884	83.6	24.431	112.0	1:41.015		8	31.038	93.3	44.633	87.0	24.054	111.7	1:39.725	
3	31.555	93.8	45.366	86.7	23.994	113.5	1:40.915		9	31.822	92.6	44.593	86.3	24.282	111.5	1:40.697	
4	31.455	92.2	45.116	88.3	24.182	109.7	1:40.753		10	31.676	93.5	44.539	85.1	24.154	111.1	1:40.369	
5	31.236	93.6	44.582	88.9	24.108	110.0	1:39.926		11	31.445	93.1	45.082	82.5	24.829	106.9	1:41.356	
6	31.037	94.2	45.139	82.4	24.740	110.4	1:40.916		12	32.021	93.6	44.774	88.0	24.763	95.5	1:41.558	

66	Andrew Wiggins (OF)								Titan Mk6							
lap	Sect-1	Speed	Sect-2	Speed	Sect-3	Speed	Laptime	Pit	lap	Sect-1	Speed	Sect-2	Speed	Sect-3	Speed	Laptime	Pit
1				80.6	25.293	110.7	1:54.561		7	32.005	92.2	46.454	82.8	24.705	115.1	1:43.164	
2	32.902	92.0	47.045	79.6	25.109	112.8	1:45.056		8	32.412	93.6	46.312	79.6	24.626	114.7	1:43.350	
3	32.606	92.2	46.527	79.6	25.002	111.8	1:44.135		9	32.361	91.1	46.324	82.5	24.555	113.5	1:43.240	
4	32.300	91.7	46.159	82.6	25.242	112.0	1:43.701		10	32.063	93.0	46.384	84.2	24.685	113.9	1:43.132	
5	32.176	92.7	46.254	81.6	24.814	112.0	1:43.244		11	32.272	92.4	46.593	85.0	24.673	114.7	1:43.538	
6	32.126	92.6	45.813	82.5	24.593	112.8	1:42.532		12	32.212	93.1	46.046	83.4	24.545	112.8	1:42.803	

71	Alan Cook (OF)								Mallock Mk9							
lap	Sect-1	Speed	Sect-2	Speed	Sect-3	Speed	Laptime	Pit	lap	Sect-1	Speed	Sect-2	Speed	Sect-3	Speed	Laptime	Pit
1		86.9	50.698	79.0	27.505	107.4	2:06.551		5	34.617	86.3	49.696	75.5	26.526	106.4	1:50.839	
2	34.910	89.7	49.852	68.7	26.958	107.0	1:51.720		6	34.526	86.8	48.494	77.0	26.302	106.5	1:49.322	
3	33.968	89.5	49.334	79.7	26.524	105.7	1:49.826		7	34.307	88.0	48.352	75.6	26.116	109.3	1:48.775	
4	34.481	87.1	49.523	80.0	27.175	105.7	1:51.179		8								

72	Alistair Littlewood ( )								Merlyn Mk20A							
lap	Sect-1	Speed	Sect-2	Speed	Sect-3	Speed	Laptime	Pit	lap	Sect-1	Speed	Sect-2	Speed	Sect-3	Speed	Laptime	Pit
1		87.1	48.938	74.9	25.899	110.4	2:00.800		7	32.536	92.7	47.298	79.6	24.806	112.2	1:44.640	
2	33.249	91.4	47.529	73.0	25.186	112.8	1:45.964		8	32.621	91.4	46.105	81.2	24.772	112.2	1:43.498	
3	33.029	92.6	47.830	79.0	25.113	113.7	1:45.972		9	32.364	91.9	46.317	82.5	25.001	110.7	1:43.682	
4	32.527	92.6	46.482	79.9	25.630	108.6	1:44.639		10	32.307	91.1	46.524	83.0	24.991	110.7	1:43.822	
5	32.619	92.5	46.107	83.9	24.681	113.0	1:43.407		11	32.415	91.5	46.115	83.2	24.835	110.6	1:43.365	
6	32.564	93.1	46.509	81.2	24.672	115.1	1:43.745		12	32.382	91.7	46.187	81.9	24.759	111.1	1:43.328	

73	Ed Thurston ( )								Elden Mk8							
lap	Sect-1	Speed	Sect-2	Speed	Sect-3	Speed	Laptime	Pit	lap	Sect-1	Speed	Sect-2	Speed	Sect-3	Speed	Laptime	Pit
1		88.2	47.505	83.0	25.306	113.5	1:58.776		7	32.800	95.4	45.825	87.1	23.869	114.7	1:42.494	
2	32.207	92.5	46.302	86.9	24.751	111.3	1:43.260		8	31.473	92.9	44.549	87.5	23.934	111.8	1:39.956	
3	31.386	94.3	45.319	91.2	24.313	114.7	1:41.018		9	31.441	91.9	44.466	88.4	23.866	113.5	1:39.773	
4	32.051	95.4	44.817	87.8	23.954	113.3	1:40.822		10	31.168	95.1	45.259	88.9	23.927	111.8	1:40.354	
5	31.632	96.1	46.035	81.3	26.162	114.1	1:43.829		11	31.372	93.1	44.952	92.5	23.856	115.3	1:40.180	
6	32.268	95.0	45.501	90.4	24.791	109.5	1:42.560		12	31.336	93.8	44.683	87.9	24.021	111.3	1:40.040	

75	Daniel Pickett ( )								Merlyn Mk20							
lap	Sect-1	Speed	Sect-2	Speed	Sect-3	Speed	Laptime	Pit	lap	Sect-1	Speed	Sect-2	Speed	Sect-3	Speed	Laptime	Pit
1				82.8	24.859	112.6	1:52.190		7	32.770	92.4	46.781	79.6	24.743	112.8	1:44.294	
2	32.316	91.4	46.650	82.0	25.139	111.3	1:44.105		8	32.054	92.1	46.146	86.2	25.352	113.9	1:43.552	
3	32.232	92.0	45.874	81.7	24.687	114.7	1:42.793		9	32.089	92.7	45.987	83.0	24.801	113.0	1:42.877	
4	31.967	91.2	46.406	84.1	24.905	114.9	1:43.278		10	32.761	87.9	45.634	85.5	24.768	110.6	1:43.163	
5	32.282	92.5	46.648	84.0	26.286	113.0	1:45.216		11	32.271	91.1	45.898	80.6	25.094	113.3	1:43.263	
6	32.218	92.4	46.352	82.2	24.637	112.2	1:43.207		12	32.491	91.6	46.074	80.7	24.823	114.1	1:43.388	

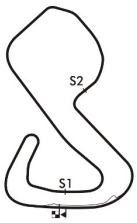

Session Start: 14:15:19 - Finish: 14:35:40
Weather/Track Conditions: Sun / Dry
Circuit: Brands Hatch Grand Prix Circuit
Track Length: 3.916 Km - 2.4330 miles

MST

Full results available at www.mstworld.com. Email: timing@mstworld.com

Printed : 02-07-2017 - 14:38

Legends of Brands Hatch Superprix - 1 - 2 Jul 2017

HSCC Historic Formula Ford with Avon Tyres, Radio Caroline & Titan Historic Racing

Race 10 - Sector Analysis

77 Chris Sharples (OF) — Palliser WDF1

lap	Sect-1	Speed	Sect-2	Speed	Sect-3	Speed	Laptime	Pit	lap	Sect-1	Speed	Sect-2	Speed	Sect-3	Speed	Laptime	Pit
1				83.7	25.382	109.8	1:54.068		7	32.538	89.8	47.195	81.1	24.874	110.0	1:44.607	
2	32.935	89.8	46.718	80.2	25.611	111.5	1:45.264		8	32.028	90.3	48.396	82.6	25.826	108.8	1:46.250	
3	32.448	90.9	47.679	82.5	25.047	111.1	1:45.174		9	32.507	87.0	46.456	83.1	25.435	109.5	1:44.398	
4	33.068	89.3	46.093	85.3	25.125	110.6	1:44.286		10	32.117	88.8	46.565	84.3	25.363	109.5	1:44.045	
5	32.424	90.6	46.682	81.9	25.292	110.2	1:44.398		11	32.695	89.7	46.600	84.0	25.035	109.8	1:44.330	
6	32.631	88.2	45.896	83.1	24.943	110.6	1:43.470		12	32.704	88.9	46.775	82.9	25.161	107.0	1:44.640	

81 James Lovett ( ) — Lola T200

lap	Sect-1	Speed	Sect-2	Speed	Sect-3	Speed	Laptime	Pit	lap	Sect-1	Speed	Sect-2	Speed	Sect-3	Speed	Laptime	Pit
1		86.3	49.552	80.5	25.779	111.1	1:59.804		7	33.358	90.3	47.490	82.5	25.226	111.7	1:46.074	
2	33.462	90.6	47.482	78.4	25.388	110.7	1:46.332		8	33.193	88.6	49.225	83.2	25.213	108.8	1:47.631	
3	33.577	82.8	48.942	81.2	25.171	109.7	1:47.690		9	32.730	90.4	47.070	80.5	25.838	108.1	1:45.638	
4	32.983	89.4	47.223	82.1	25.169	109.5	1:45.375		10	32.839	89.4	47.546	81.6	25.271	108.4	1:45.656	
5	32.786	90.0	47.673	80.5	25.051	109.8	1:45.510		11	33.687	90.6	47.988	82.0	25.611	108.1	1:47.286	
6	32.531	91.7	47.358	79.1	25.356	110.2	1:45.245		12	32.827	89.9	48.377	79.7	25.774	104.9	1:46.978	

82 Lee Penson ( ) — Lotus 51A

lap	Sect-1	Speed	Sect-2	Speed	Sect-3	Speed	Laptime	Pit	lap	Sect-1	Speed	Sect-2	Speed	Sect-3	Speed	Laptime	Pit
1		88.0	49.125	77.9	25.678	113.0	2:00.000		7	32.944	90.1	46.894	79.6	25.206	110.2	1:45.044	
2	32.595	89.5	47.388	78.5	25.687	109.1	1:45.670		8	32.469	84.0	47.550	78.3	25.161	110.4	1:45.180	
3	33.631	90.7	47.973	79.6	25.282	110.2	1:46.886		9	32.407	88.5	47.724	81.1	25.158	112.4	1:45.289	
4	32.936	90.5	47.068	76.3	25.421	111.7	1:45.425		10	32.612	88.8	48.406	77.1	25.180	112.8	1:46.198	
5	32.684	88.4	47.351	77.2	25.438	111.7	1:45.473		11	32.799	85.0	47.329	81.2	26.111	107.6	1:46.239	
6	33.070	84.9	47.401	73.1	25.760	109.5	1:46.231		12	33.096	89.1	47.647	77.6	25.276	110.4	1:46.019	

87 Ian Jeary ( ) — Elden Mk8

lap	Sect-1	Speed	Sect-2	Speed	Sect-3	Speed	Laptime	Pit	lap	Sect-1	Speed	Sect-2	Speed	Sect-3	Speed	Laptime	Pit
1				80.4	25.313	110.2	1:53.064		7	32.292	91.2	46.682	83.5	25.116	109.7	1:44.090	
2	32.468	89.8	46.656	82.9	25.151	110.4	1:44.275		8	32.247	89.7	46.507	82.8	24.988	109.5	1:43.742	
3	32.486	91.1	46.897	82.3	25.346	108.8	1:44.729		9	32.354	90.1	46.062	85.9	25.131	109.3	1:43.547	
4	32.653	90.5	46.558	82.5	25.674	109.5	1:44.885		10	32.234	87.9	46.480	84.2	25.269	109.3	1:43.983	
5	33.035	91.5	46.481	82.0	25.178	110.9	1:44.694		11	32.395	89.4	46.495	85.0	24.858	109.1	1:43.748	
6	32.556	91.1	46.360	83.0	25.026	108.9	1:43.942		12	32.291	90.9	46.435	85.0	25.280	108.8	1:44.006	

88 Chris Stuart (OF) — Elden Mk8

lap	Sect-1	Speed	Sect-2	Speed	Sect-3	Speed	Laptime	Pit	lap	Sect-1	Speed	Sect-2	Speed	Sect-3	Speed	Laptime	Pit
1		84.6	50.181	75.1	27.217	108.4	2:06.458		7	32.686	91.2	47.474	77.2	25.063	112.2	1:45.223	
2	32.925	89.5	46.837	78.6	25.111	112.4	1:44.873		8	32.654	90.4	47.129	87.1	24.557	113.9	1:44.340	
3	33.559	83.9	47.302	76.3	25.541	110.9	1:46.402		9	32.080	91.1	46.424	88.3	25.382	110.4	1:43.886	
4	33.246	90.4	48.342	76.2	25.363	110.4	1:46.951		10	32.276	89.5	46.923	83.1	24.841	110.9	1:44.040	
5	32.129	91.1	46.508	79.1	25.045	110.0	1:43.682		11	32.605	91.6	46.636	80.5	24.940	110.6	1:44.181	
6	32.268	91.4	45.938	86.0	24.875	111.7	1:43.081		12	32.425	91.7	46.593	84.9	24.938	109.7	1:43.956	

93 Rudolf Ernst (OF) — Titan Mk6

lap	Sect-1	Speed	Sect-2	Speed	Sect-3	Speed	Laptime	Pit	lap	Sect-1	Speed	Sect-2	Speed	Sect-3	Speed	Laptime	Pit
1		80.3	50.214	75.6	25.848	110.9	2:02.671		7	32.570	89.2	47.748	78.7	25.564	110.6	1:45.882	
2	33.795	86.0	48.232	73.8	25.372	110.9	1:47.399		8	32.543	88.1	47.699	76.5	26.114	109.7	1:46.356	
3	33.391	90.3	48.228	74.5	25.928	109.1	1:47.547		9	33.114	88.5	47.990	78.4	25.438	109.7	1:46.542	
4	33.269	87.7	49.050	72.6	25.569	108.9	1:47.888		10	32.511	89.9	47.398	78.5	25.437	109.7	1:45.346	
5	33.687	87.9	47.981	79.7	25.643	109.1	1:47.311		11	32.382	89.4	47.001	84.0	25.197	110.2	1:44.580	
6	32.873	88.9	47.356	78.4	25.698	108.8	1:45.927		12	32.432	89.5	47.103	79.3	25.190	109.8	1:44.725	

114 Phil Nelson ( ) — Hawke DL2B

lap	Sect-1	Speed	Sect-2	Speed	Sect-3	Speed	Laptime	Pit	lap	Sect-1	Speed	Sect-2	Speed	Sect-3	Speed	Laptime	Pit
1		84.0	50.362	78.8	26.096	108.9	2:03.314		7	33.733	88.0	49.185	86.1	26.257	106.4	1:49.175	
2	33.456	88.8	48.700	83.9	25.612	108.2	1:47.768		8	33.443	87.2	49.687	85.0	26.067	106.7	1:49.197	
3	33.618	89.4	51.469	83.0	26.191	105.2	1:51.278		9	33.187	88.0	49.058	86.1	25.948	107.2	1:48.193	
4	33.240	88.4	49.936	82.3	26.383	105.0	1:49.559		10	34.124	87.2	48.640	86.3	25.960	106.5	1:48.724	
5	33.222	88.7	49.008	85.7	25.980	106.5	1:48.210		11	33.088	88.6	48.499	87.5	25.728	106.5	1:47.315	
6	33.342	88.5	49.441	85.3	26.101	105.7	1:48.884		12	32.829	88.9	47.949	86.5	25.575	105.5	1:46.353	

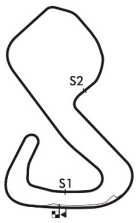

Session Start: 14:15:19 - Finish: 14:35:40
Weather/Track Conditions: Sun / Dry
Circuit: Brands Hatch Grand Prix Circuit
Track Length: 3.916 Km - 2.4330 miles

MST

Legends of Brands Hatch Superprix - 1 - 2 Jul 2017

HSCC Historic Formula Ford with Avon Tyres, Radio Caroline & Titan Historic Racing

Race 10 - Sector Analysis

122	Chris Williams ( )								Caldwell D9								
lap	Sect-1	Speed	Sect-2	Speed	Sect-3	Speed	Laptime	Pit	lap	Sect-1	Speed	Sect-2	Speed	Sect-3	Speed	Laptime	Pit
1				78.5	25.464	112.6	1:57.858		7	32.575	91.1	47.183	82.5	25.184	112.6	1:44.942	
2	33.557	91.6	47.191	81.1	25.166	113.3	1:45.914		8	32.667	92.2	46.864	84.7	24.893	109.8	1:44.424	
3	33.343	89.5	47.300	79.6	25.089	112.8	1:45.732		9	32.593	90.0	46.456	84.4	24.831	110.4	1:43.880	
4	32.992	91.2	47.308	81.9	25.278	111.5	1:45.578		10	32.646	90.5	48.699	84.5	24.913	110.4	1:46.258	
5	33.327	90.5	46.814	79.3	25.050	111.5	1:45.191		11	32.591	89.4	46.389	84.1	24.814	110.4	1:43.794	
6	32.234	92.2	47.039	82.0	24.851	113.3	1:44.124		12	32.011	90.5	46.627	85.1	24.840	110.0	1:43.478	

177	Peter Hannam (OF)								Nike Mk6								
lap	Sect-1	Speed	Sect-2	Speed	Sect-3	Speed	Laptime	Pit	lap	Sect-1	Speed	Sect-2	Speed	Sect-3	Speed	Laptime	Pit
1		83.3	50.217	82.3	25.966	109.7	2:02.112		7	32.760	87.8	47.253	83.4	25.234	110.2	1:45.247	
2	33.905	88.8	48.004	76.8	25.460	110.2	1:47.369		8	33.077	88.8	47.211	84.9	25.121	110.7	1:45.409	
3	33.236	91.2	48.493	77.5	25.406	111.1	1:47.135		9	32.842	90.7	46.473	81.3	25.619	109.5	1:44.934	
4	33.782	88.7	47.825	79.2	25.351	108.1	1:46.958		10	33.000	90.0	47.380	77.6	25.132	110.7	1:45.512	
5	32.872	90.4	47.505	82.2	25.402	109.7	1:45.779		11	32.868	91.1	45.996	85.1	24.820	111.5	1:43.684	
6	32.742	91.2	46.883	83.3	25.286	108.9	1:44.911		12	32.660	90.9	47.568	73.8	25.650	106.9	1:45.878	

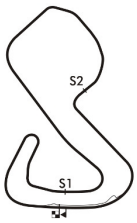

Session Start: 14:15:19 - Finish: 14:35:40
Weather/Track Conditions: Sun / Dry
Circuit: Brands Hatch Grand Prix Circuit
Track Length: 3.916 Km - 2.4330 miles

Legends of Brands Hatch Superprix - 1 - 2 Jul 2017

HSCC Historic Formula Ford with Avon Tyres, Radio Caroline & Titan Historic Racing

Race 10 - Best Sector Times

	SECTOR 1			SECTOR 2			SECTOR 3		
	NO	TIME	LAP	NO	TIME	LAP	NO	TIME	LAP
1	64	30.916	7	73	44.466	9	73	23.856	11
2	73	31.168	10	64	44.539	10	64	23.985	7
3	29	31.482	5	29	44.987	9	17	24.211	10
4	58	31.626	8	58	45.110	10	29	24.212	11
5	17	31.653	11	36	45.222	8	58	24.341	3
6	36	31.704	6	17	45.341	9	36	24.376	6
7	22	31.761	11	35	45.616	12	14	24.401	12
8	56	31.938	8	75	45.634	10	46	24.413	9
9	75	31.967	4	22	45.674	10	35	24.479	10
10	14	31.981	7	66	45.813	6	20	24.497	8
11	66	32.005	7	56	45.824	9	56	24.529	10
12	122	32.011	12	14	45.832	12	66	24.545	12
13	77	32.028	8	77	45.896	6	88	24.557	8
14	20	32.032	11	27	45.910	10	75	24.637	6
15	27	32.052	8	88	45.938	6	22	24.656	9
16	88	32.080	9	20	45.944	11	72	24.672	6
17	49	32.212	9	177	45.996	11	49	24.700	8
18	87	32.234	10	87	46.062	9	122	24.814	11
19	35	32.236	11	72	46.105	8	177	24.820	11
20	46	32.247	11	19	46.197	11	27	24.845	7
21	72	32.307	10	49	46.274	8	87	24.858	11
22	19	32.373	11	46	46.282	8	77	24.874	7
23	93	32.382	11	122	46.389	11	19	24.939	11
24	82	32.407	9	7	46.709	9	81	25.051	5
25	81	32.531	6	82	46.894	7	7	25.143	9
26	47	32.555	6	93	47.001	11	47	25.155	4
27	7	32.567	10	47	47.055	5	82	25.158	9
28	177	32.660	12	81	47.070	9	93	25.190	12
29	114	32.829	12	41	47.638	9	32	25.422	3
30	41	33.123	12	114	47.949	12	114	25.575	12
31	32	33.416	3	32	48.024	12	41	25.603	9
32	39	33.956	9	71	48.352	7	71	26.116	7
33	71	33.968	3	2	49.296	6	18	26.383	10
34	2	34.310	3	39	50.013	8	2	26.414	10
35	18	34.577	9	18	50.104	7	39	26.494	9
36	31	36.465	10	26	50.371	1	31	27.725	9
37	26	37.029	1	31	53.904	10	26	29.437	1

IDEAL / BEST LAP COMPARISON

NO	NAME	BEST	IN	IDEAL	DIFF
64	Cameron Jackson	1:39.511	7	1:39.440	+0.071
73	Ed Thurston	1:39.773	9	1:39.490	+0.283
29	Westie Mitchell	1:40.910	5	1:40.681	+0.229
36	Rob Smith	1:41.554	8	1:41.302	+0.252
17	Brian Morris	1:41.851	10	1:41.205	+0.646
58	Michael Grant Peter	1:41.942	4	1:41.077	+0.865
14	Neil Shinner	1:42.333	12	1:42.214	+0.119
56	Roland Svensson	1:42.491	10	1:42.291	+0.200
66	Andrew Wiggins	1:42.532	6	1:42.363	+0.169
22	Tim Brise	1:42.615	10	1:42.091	+0.524
35	Michael Rasper	1:42.651	12	1:42.331	+0.320
20	Kevin Stanzl	1:42.721	12	1:42.473	+0.248
75	Daniel Pickett	1:42.793	3	1:42.238	+0.555
88	Chris Stuart	1:43.081	6	1:42.575	+0.506
27	Dick Dixon	1:43.134	10	1:42.807	+0.327
72	Alistair Littlewood	1:43.328	12	1:43.084	+0.244
46	Stuart Dix	1:43.368	12	1:42.942	+0.426
77	Chris Sharples	1:43.470	6	1:42.798	+0.672
49	Harvey Sykes	1:43.477	8	1:43.186	+0.291
122	Chris Williams	1:43.478	12	1:43.214	+0.264
19	Stephen King	1:43.509	11	1:43.509	+0.000
87	Ian Jeary	1:43.547	9	1:43.154	+0.393
177	Peter Hannam	1:43.684	11	1:43.476	+0.208
93	Rudolf Ernst	1:44.580	11	1:44.573	+0.007
7	Robs Lamplough	1:44.893	9	1:44.419	+0.474
47	Louis Hanjoul	1:44.935	6	1:44.765	+0.170
82	Lee Penson	1:45.044	7	1:44.459	+0.585
81	James Lovett	1:45.245	6	1:44.652	+0.593
114	Phil Nelson	1:46.353	12	1:46.353	+0.000
41	Paul Unsworth	1:46.773	12	1:46.364	+0.409
32	Nigel Adams	1:47.400	2	1:46.862	+0.538
71	Alan Cook	1:48.775	7	1:48.436	+0.339
2	Alison Langridge	1:50.566	10	1:50.020	+0.546
39	Michael Richings	1:50.579	9	1:50.463	+0.116
18	Bill Cowing	1:51.683	7	1:51.064	+0.619
31	John Emery	1:58.517	10	1:58.094	+0.423
26	John Slack	2:09.513	1	1:56.837	+12.676

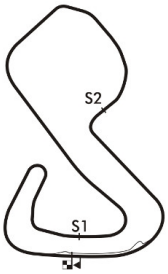

Session Start: 14:15:19 - Finish: 14:35:40
Weather/Track Conditions: Sun / Dry
Circuit: Brands Hatch Grand Prix Circuit
Track Length: 3.916 Km - 2.4330 miles

Legends of Brands Hatch Superprix - 1 - 2 Jul 2017

HSCC Historic Formula Ford with Avon Tyres, Radio Caroline & Titan Historic Racing

Race 10 - Best Sector Speeds

	NO	SECTOR 1	MPH	NO	SECTOR 2	MPH	NO	SECTOR 3	MPH
1	73	Ed Thurston	96.1	73	Ed Thurston	92.5	14	Neil Shinner	116.7
2	56	Roland Svensson	95.6	29	Westie Mitchell	91.5	58	Michael Grant Peterkin	116.5
3	58	Michael Grant Peterkin	94.6	56	Roland Svensson	90.3	36	Rob Smith	115.3
4	14	Neil Shinner	94.4	64	Cameron Jackson	88.9	73	Ed Thurston	115.3
5	20	Kevin Stanzl	94.2	36	Rob Smith	88.7	66	Andrew Wiggins	115.1
6	64	Cameron Jackson	94.2	22	Tim Brise	88.3	72	Alistair Littlewood	115.1
7	22	Tim Brise	93.8	88	Chris Stuart	88.3	56	Roland Svensson	114.9
8	36	Rob Smith	93.8	58	Michael Grant Peterkin	87.9	75	Daniel Pickett	114.9
9	66	Andrew Wiggins	93.6	114	Phil Nelson	87.5	64	Cameron Jackson	114.7
10	35	Michael Rasper	93.5	47	Louis Hanjoul	87.3	7	Robs Lamplough	114.1
11	72	Alistair Littlewood	93.1	20	Kevin Stanzl	86.8	35	Michael Rasper	113.9
12	29	Westie Mitchell	92.7	46	Stuart Dix	86.8	88	Chris Stuart	113.9
13	75	Daniel Pickett	92.7	35	Michael Rasper	86.3	22	Tim Brise	113.5
14	17	Brian Morris	92.6	75	Daniel Pickett	86.2	20	Kevin Stanzl	113.3
15	27	Dick Dixon	92.4	87	Ian Jeary	85.9	122	Chris Williams	113.3
16	32	Nigel Adams	92.4	14	Neil Shinner	85.8	49	Harvey Sykes	113.2
17	46	Stuart Dix	92.4	77	Chris Sharples	85.3	82	Lee Penson	113.0
18	122	Chris Williams	92.2	19	Stephen King	85.1	46	Stuart Dix	112.4
19	49	Harvey Sykes	92.1	27	Dick Dixon	85.1	17	Brian Morris	112.2
20	7	Robs Lamplough	92.0	122	Chris Williams	85.1	19	Stephen King	112.2
21	81	James Lovett	91.7	177	Peter Hannam	85.1	27	Dick Dixon	112.2
22	88	Chris Stuart	91.7	17	Brian Morris	85.0	29	Westie Mitchell	111.8
23	87	Ian Jeary	91.5	66	Andrew Wiggins	85.0	47	Louis Hanjoul	111.8
24	177	Peter Hannam	91.2	49	Harvey Sykes	84.7	81	James Lovett	111.7
25	77	Chris Sharples	90.9	93	Rudolf Ernst	84.0	77	Chris Sharples	111.5
26	82	Lee Penson	90.7	72	Alistair Littlewood	83.9	177	Peter Hannam	111.5
27	19	Stephen King	90.6	81	James Lovett	83.2	87	Ian Jeary	110.9
28	47	Louis Hanjoul	90.6	7	Robs Lamplough	82.7	93	Rudolf Ernst	110.9
29	93	Rudolf Ernst	90.3	32	Nigel Adams	82.0	32	Nigel Adams	110.4
30	71	Alan Cook	89.7	18	Bill Cowing	81.3	2	Alison Langridge	109.7
31	114	Phil Nelson	89.4	82	Lee Penson	81.2	71	Alan Cook	109.3
32	18	Bill Cowing	89.2	2	Alison Langridge	80.9	114	Phil Nelson	108.9
33	41	Paul Unsworth	89.1	39	Michael Richings	80.5	39	Michael Richings	108.6
34	2	Alison Langridge	88.8	71	Alan Cook	80.0	41	Paul Unsworth	108.2
35	26	John Slack	87.7	41	Paul Unsworth	79.3	18	Bill Cowing	106.9
36	39	Michael Richings	85.8	31	John Emery	72.5	31	John Emery	102.5
37	31	John Emery	81.1	26	John Slack	71.5	26	John Slack	91.6

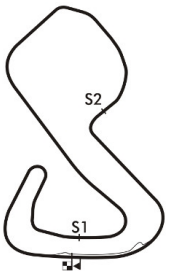

Session Start: 14:15:19 - Finish: 14:35:40
Weather/Track Conditions: Sun / Dry
Circuit: Brands Hatch Grand Prix Circuit
Track Length: 3.916 Km - 2.4330 miles

Legends of Brands Hatch Superprix - 1 - 2 Jul 2017

HSCC Historic Formula Ford with Avon Tyres, Radio Caroline & Titan Historic Racing

Race 10 - Lap Chart

Lap 1			Lap 2			Lap 3			Lap 4			Lap 5			Lap 6		
NO	Behind	Laptime	NO	Behind	Laptime	NO	Behind	Laptime	NO	Behind	Laptime	NO	Behind	Laptime	NO	Behind	Laptime
29		1:49.715	29		1:43.350	29		1:42.959	64		1:40.753	64		1:39.926	64		1:40.916
17	0.124	1:49.839	17	0.191	1:43.417	17	0.297	1:43.065	29	0.481	1:41.983	29	1.465	1:40.910	29	2.561	1:42.012
22	0.278	1:49.993	56	1.544	1:43.941	64	0.749	1:40.915	17	1.248	1:42.453	17	3.375	1:42.053	31	1 LAP	2:00.607
56	0.953	1:50.668	22	1.946	1:45.018	56	2.157	1:43.572	56	4.193	1:43.538	22	8.653	1:43.869	17	5.007	1:42.548
36	1.349	1:51.064	36	2.023	1:44.024	22	2.531	1:43.544	22	4.710	1:43.681	56	8.891	1:44.624	22	11.522	1:43.785
20	2.063	1:51.778	20	2.713	1:44.000	36	2.949	1:43.885	75	4.840	1:43.278	36	9.944	1:44.917	56	11.729	1:43.754
75	2.475	1:52.190	64	2.793	1:41.015	75	3.064	1:42.793	36	4.953	1:43.506	75	10.130	1:45.216	36	11.845	1:42.817
87	3.349	1:53.064	75	3.230	1:44.105	20	3.669	1:43.915	20	5.600	1:43.433	73	10.253	1:43.829	73	11.897	1:42.560
77	4.353	1:54.068	87	4.274	1:44.275	87	6.044	1:44.729	73	6.350	1:40.822	20	10.569	1:44.895	75	12.421	1:43.207
66	4.846	1:54.561	14	5.945	1:44.379	14	6.673	1:43.687	14	8.993	1:43.822	58	11.671	1:42.152	20	13.075	1:43.422
14	4.916	1:54.631	77	6.267	1:45.264	73	7.030	1:41.018	87	9.427	1:44.885	14	12.441	1:43.374	58	13.448	1:42.693
64	5.128	1:54.843	66	6.552	1:45.056	66	7.728	1:44.135	58	9.445	1:41.942	66	13.245	1:43.244	14	14.515	1:42.990
27	5.561	1:55.276	27	7.451	1:45.240	77	8.482	1:45.174	66	9.927	1:43.701	87	14.195	1:44.694	66	14.861	1:42.532
46	6.267	1:55.982	73	8.971	1:43.260	27	8.895	1:44.403	77	11.266	1:44.286	77	15.738	1:44.398	87	17.221	1:43.942
49	6.822	1:56.537	47	9.062	1:45.352	58	9.005	1:42.117	27	11.821	1:44.428	27	16.367	1:44.472	77	18.292	1:43.470
47	7.060	1:56.775	46	9.429	1:46.512	46	11.791	1:45.321	46	16.737	1:46.448	49	21.630	1:44.737	27	18.811	1:43.360
35	7.669	1:57.384	58	9.847	1:44.854	49	12.997	1:45.804	49	16.819	1:45.324	46	22.367	1:45.556	49	25.551	1:44.837
122	8.143	1:57.858	49	10.152	1:46.680	35	13.183	1:45.645	35	17.088	1:45.407	122	22.821	1:45.191	46	25.736	1:44.285
58	8.343	1:58.058	35	10.497	1:46.178	122	13.480	1:45.732	122	17.556	1:45.578	35	23.249	1:46.087	122	26.029	1:44.124
73	9.061	1:58.776	122	10.707	1:45.914	7	15.289	1:45.655	72	19.849	1:44.639	72	23.330	1:43.407	72	26.159	1:43.745
7	9.465	1:59.180	7	12.593	1:46.478	82	16.532	1:46.886	7	20.116	1:46.329	7	26.000	1:45.810	35	26.849	1:44.516
81	10.089	1:59.804	82	12.605	1:45.670	72	16.712	1:45.972	82	20.455	1:45.425	82	26.002	1:45.473	7	31.304	1:46.220
82	10.285	2:00.000	81	13.071	1:46.332	81	17.802	1:47.690	81	21.675	1:45.375	81	27.259	1:45.510	82	31.317	1:46.231
19	10.769	2:00.484	19	13.657	1:46.238	19	18.601	1:47.903	19	22.589	1:45.490	19	27.987	1:45.324	81	31.588	1:45.245
72	11.085	2:00.800	72	13.699	1:45.964	32	20.183	1:47.545	177	26.048	1:46.958	88	30.914	1:43.682	19	32.094	1:45.023
32	11.547	2:01.262	32	15.597	1:47.400	177	20.592	1:47.135	88	27.158	1:46.951	177	31.901	1:45.779	88	33.079	1:43.081
177	12.397	2:02.112	177	16.416	1:47.369	93	21.593	1:47.547	32	27.603	1:48.922	93	35.364	1:47.311	177	35.896	1:44.911
93	12.956	2:02.671	93	17.005	1:47.399	88	21.709	1:46.402	93	27.979	1:47.888	32	36.097	1:48.420	93	40.375	1:45.927
114	13.599	2:03.314	114	18.017	1:47.768	114	26.336	1:51.278	114	34.393	1:49.559	114	42.677	1:48.210	32	43.045	1:47.864
18	15.930	2:05.645	88	18.266	1:44.873	71	32.073	1:49.826	71	41.750	1:51.179	71	52.663	1:50.839	114	50.645	1:48.884
88	16.743	2:06.458	18	24.594	1:52.014	18	35.056	1:53.421	41	44.602	1:50.944	41	53.329	1:48.653	41	1:01.000	1:48.587
71	16.836	2:06.551	41	25.130	1:51.467	41	35.160	1:52.989	18	46.707	1:53.153	2	59.900	1:52.655	71	1:01.069	1:49.322
41	17.013	2:06.728	71	25.206	1:51.720	2	36.124	1:52.751	2	47.171	1:52.549	18	1:00.638	1:53.857	47	1 LAP	1:45.591
2	17.997	2:07.712	2	26.332	1:51.685	39	45.832	1:56.163	47	1 LAP	4:04.886	47	1 LAP	1:51.895	2	1:09.599	1:50.615
39	19.087	2:08.802	39	32.628	1:56.891	31	1:04.310	2:01.041	39	58.709	1:54.379	39	1:12.624	1:53.841	18	1:11.615	1:51.893
26	19.798	2:09.513	31	46.228	2:04.006				31	1:23.389	2:00.581				39	1:25.412	1:53.704
31	25.572	2:15.287															

Session Start: 14:15:19 - Finish: 14:35:40
Weather/Track Conditions: Sun / Dry
Circuit: Brands Hatch Grand Prix Circuit
Track Length: 3.916 Km - 2.4330 miles

MST
Full results available at www.mstworld.com. Email: timing@mstworld.com

Printed : 02-07-2017 - 14:39

Legends of Brands Hatch Superprix - 1 - 2 Jul 2017

HSCC Historic Formula Ford with Avon Tyres, Radio Caroline & Titan Historic Racing

Race 10 - Lap Chart

Lap 7			Lap 8			Lap 9			Lap 10			Lap 11			Lap 12		
NO	Behind	Laptime	NO	Behind	Laptime	NO	Behind	Laptime	NO	Behind	Laptime	NO	Behind	Laptime	NO	Behind	Laptime
64		1:39.511	64		1:39.725	64		1:40.697	64		1:40.369	64		1:41.356	64		1:41.558
29	4.918	1:41.868	29	6.689	1:41.496	29	8.009	1:42.017	2	1 LAP	1:51.303	29	9.424	1:41.535	29	9.513	1:41.647
17	8.876	1:43.380	17	11.740	1:42.589	39	1 LAP	1:50.920	18	1 LAP	1:51.717	2	1 LAP	1:50.566	31	2 LAPS	1:58.517
36	14.726	1:42.392	73	15.111	1:39.956	17	13.280	1:42.237	29	9.245	1:41.605	73	12.996	1:40.180	73	11.478	1:40.040
73	14.880	1:42.494	36	16.555	1:41.554	73	14.187	1:39.773	73	14.172	1:40.354	17	15.541	1:42.135	17	16.210	1:42.227
22	16.225	1:44.214	56	20.238	1:43.170	36	17.994	1:42.136	17	14.762	1:41.851	18	1 LAP	1:52.259	36	22.375	1:43.155
56	16.793	1:44.575	22	20.688	1:44.188	56	22.181	1:42.640	39	1 LAP	1:50.579	36	20.778	1:42.337	2	1 LAP	1:51.366
75	17.204	1:44.294	75	21.031	1:43.552	22	22.640	1:42.649	36	19.797	1:42.172	22	26.968	1:43.438	18	1 LAP	1:52.044
20	17.691	1:44.127	58	21.111	1:43.006	75	23.211	1:42.877	56	24.303	1:42.491	58	27.627	1:43.997	22	28.739	1:43.329
58	17.830	1:43.893	20	21.505	1:43.539	58	23.365	1:42.951	22	24.886	1:42.615	56	27.640	1:44.693	56	28.987	1:42.905
14	18.224	1:43.220	14	21.815	1:43.316	20	23.899	1:43.091	58	24.986	1:41.990	75	27.912	1:43.263	58	29.378	1:43.309
66	18.514	1:43.164	66	22.139	1:43.350	14	24.085	1:42.967	75	26.005	1:43.163	20	29.017	1:43.371	75	29.742	1:43.388
87	21.800	1:44.090	87	25.817	1:43.742	66	24.682	1:43.240	20	27.002	1:43.472	14	29.452	1:43.278	20	30.180	1:42.721
77	23.388	1:44.607	27	27.721	1:43.666	87	28.667	1:43.547	66	27.445	1:43.132	66	29.627	1:43.538	14	30.227	1:42.333
27	23.780	1:44.480	77	29.913	1:46.250	27	31.225	1:44.201	14	27.530	1:43.814	39	1 LAP	1:52.810	66	30.872	1:42.803
31	1 LAP	2:05.445	49	33.470	1:43.477	77	33.614	1:44.398	87	32.281	1:43.983	87	34.673	1:43.748	87	37.121	1:44.006
49	29.718	1:43.678	72	35.061	1:43.498	72	38.046	1:43.682	27	33.990	1:43.134	27	35.980	1:43.346	27	38.812	1:44.390
46	30.527	1:44.302	122	36.159	1:44.424	122	39.342	1:43.880	77	37.290	1:44.045	77	40.264	1:44.330	39	1 LAP	1:51.732
72	31.288	1:44.640	35	36.445	1:44.491	46	39.780	1:43.860	72	41.499	1:43.822	72	43.508	1:43.365	77	43.346	1:44.640
122	31.460	1:44.942	46	36.617	1:45.815	35	40.831	1:45.083	46	43.386	1:43.975	46	45.530	1:43.500	72	45.278	1:43.328
35	31.679	1:44.341	82	42.305	1:45.180	88	46.595	1:43.886	35	44.141	1:43.679	35	45.827	1:43.042	35	46.920	1:42.651
82	36.850	1:45.044	7	43.403	1:45.162	82	46.897	1:45.289	122	45.231	1:46.258	122	47.669	1:43.794	46	47.340	1:43.368
7	37.966	1:46.173	88	43.406	1:44.340	7	47.599	1:44.893	88	50.266	1:44.040	88	53.091	1:44.181	122	49.589	1:43.478
81	38.151	1:46.074	81	46.057	1:47.631	81	50.998	1:45.638	7	52.633	1:45.403	7	57.566	1:46.289	88	55.489	1:43.956
88	38.791	1:45.223	19	46.297	1:46.538	19	51.194	1:45.594	82	52.726	1:46.198	82	57.609	1:46.239	19	1:01.552	1:44.635
19	39.484	1:46.901	177	47.316	1:45.409	177	51.553	1:44.934	81	56.285	1:45.656	19	58.475	1:43.509	82	1:02.070	1:46.019
177	41.632	1:45.247	93	53.377	1:46.356	93	59.222	1:46.542	19	56.322	1:45.497	177	59.024	1:43.684	7	1:02.888	1:46.880
93	46.746	1:45.882	31	1 LAP	2:06.525	32	1:11.445	1:50.520	177	56.696	1:45.512	81	1:02.215	1:47.286	177	1:03.344	1:45.878
32	52.702	1:49.168	32	1:01.622	1:48.645	31	1 LAP	2:00.685	93	1:04.199	1:45.346	93	1:07.423	1:44.580	81	1:07.635	1:46.978
114	1:00.309	1:49.175	114	1:09.781	1:49.197	114	1:17.277	1:48.193	32	1:19.639	1:48.563	32	1:27.580	1:49.297	93	1:10.590	1:44.725
41	1:09.230	1:47.741	41	1:17.336	1:47.831	41	1:23.439	1:46.800	114	1:25.632	1:48.724	114	1:31.591	1:47.315	32	1:34.172	1:48.150
71	1:10.333	1:48.775	2	1:33.265	1:51.886				41	1:30.327	1:47.257	41	1:35.862	1:46.891	114	1:36.386	1:46.353
47	1 LAP	1:44.935	18	1:36.587	1:52.525				31	1 LAP	1:59.015				41	1:41.077	1:46.773
2	1:21.104	1:51.016															
18	1:23.787	1:51.683															
39	1:38.729	1:52.828															

Session Start: 14:15:19 - Finish: 14:35:40
Weather/Track Conditions: Sun / Dry
Circuit: Brands Hatch Grand Prix Circuit
Track Length: 3.916 Km - 2.4330 miles

Legends of Brands Hatch Superprix - 1 - 2 Jul 2017

HSCC Historic Formula Ford with Avon Tyres, Radio Caroline & Titan Historic Racing

Race 13 - Starting Grid

Sheet No:

Start Time : 15:45 - Heat Duration : 20 Minutes

ROW			
19	37	81	James Lovett
18	35	7	Robs Lamplough
17	33	19	Stephen King
16	31	122	Chris Williams
15	29	35	Michael Rasper
14	27	77	Chris Sharples
13	25	87	Ian Jeary
12	23	14	Neil Shinner
11	21	75	Daniel Pickett
10	19	56	Roland Svensson
9	17	36	Rob Smith
8	15	73	Ed Thurston
7	13	64	Cameron Jackson
6	11	13	Stuart Kestenbaum
5	9	60	James Buckton
4	7	3	Benn Simms
3	5	48	Benn Tilley
2	3	24	Ben Mitchell
1	1	40	Sam Mitchell
	38	93	Rudolf Ernst
	36	177	Peter Hannam
	34	82	Lee Penson
	32	88	Chris Stuart
	30	46	Stuart Dix
	28	72	Alistair Littlewood
	26	27	Dick Dixon
	24	66	Andrew Wiggins
	22	20	Kevin Stanzl
	20	58	Michael Grant Peterkin
	18	22	Tim Brise
	16	17	Brian Morris
	14	29	Westie Mitchell
	12	21	Ross Drybrough
	10	15	Matthew Wrigley
	8	4	Maxim Bartell
	6	53	Richard Tarling
	4	1	Callum Grant
	2	94	Michael O'Brien

Pole Right

Reserves - 32 (Res 1), 114 (Res 2), 41 (Res 3).

Circuit: Brands Hatch Grand Prix Circuit
Track Length: 3.916 Km - 2.4330 miles

These results are provisional until the conclusion of any judicial and technical matters.

Clerk of the Course:	Timekeeper:	Issued at:
Julian Floyd	Nick Palmer	

MST

Printed : 02-07-2017 - 14:45

Full results available at www.mstworld.com. Email: timing@mstworld.com

Legends of Brands Hatch Superprix - 1 - 2 Jul 2017

HSCC/TCRE Super Touring Cars

Race 11 - Classification

Sheet No:

POS	NO	DRIVER/S	CLASS	CLASS POS	CAR MAKE / MODEL	TIME	LAPS	GAP	DIFF	MPH	BEST	ON
1	3	James Dodd	ST1	1	Honda Accord	20:05.696	12	-- 12 laps		87.17	1:36.161	5
2	98	John Cleland	ST1	2	Vauxhall Vectra	20:22.523	12	16.827	16.827	85.97	1:38.185	12
3	4	Jason Minshaw	ST1	3	Volvo S40	20:26.166	12	20.470	3.643	85.72	1:38.302	3
4	23	Graeme Dodd	ST1	4	Honda Accord	20:37.232	12	31.536	11.066	84.95	1:39.304	5
5	17	Mark Smith	GA2	1	BMW E3 M3	20:56.906	12	51.210	19.674	83.62	1:40.156	9
6	60	Mark Wright	GA1	1	Ford Sierra	21:17.616	12	1:11.920	20.710	82.26	1:42.046	7
7	36	Keith Butcher	ST2	1	Audi A4	21:18.892	12	1:13.196	1.276	82.18	1:42.643	12
8	67	Tony Absolom	ST2	2	Vauxhall Cavalier	20:11.510	11	-- 11 laps	35.261	79.52	1:46.194	4
		---------- NOT CLASSIFIED ----------										
DNF	14	Stephen Grellet	ST1		Peugeot 406	7:41.245	4	-- 4 laps --	2.831	75.96	1:47.044	3

---------- FASTEST LAP SUMMARY ----------

NO	DRIVER/S	CLASS	CAR MAKE / MODEL	FASTEST LAP	ON	MPH
3	James Dodd	ST1	Honda Accord	1:36.161	5	91.08
17	Mark Smith	GA2	BMW E3 M3	1:40.156	9	87.45
60	Mark Wright	GA1	Ford Sierra	1:42.046	7	85.83
36	Keith Butcher	ST2	Audi A4	1:42.643	12	85.33

Session Start: 14:45:04 - Finish: 15:05:10
Weather/Track Conditions: Sun / Dry
Circuit: Brands Hatch Grand Prix Circuit
Track Length: 3.916 Km - 2.4330 miles

These results are provisional until the conclusion of any judicial and technical matters.

Clerk of the Course:	Timekeeper:	Issued at:
Julian Floyd	Nick Palmer	

MST

Printed : 02-07-2017 - 15:06

Full results available at www.mstworld.com. Email: timing@mstworld.com

Legends of Brands Hatch Superprix - 1 - 2 Jul 2017

HSCC/TCRE Super Touring Cars

Race 11 - Sector Analysis

3	James Dodd (ST1)								Honda Accord								
lap	Sect-1	Speed	Sect-2	Speed	Sect-3	Speed	Laptime	Pit	lap	Sect-1	Speed	Sect-2	Speed	Sect-3	Speed	Laptime	Pit
1		73.1	56.812	62.2	37.195	78.8	2:14.779		7	30.987	102.8	43.054	88.4	22.788	127.8	1:36.829	
2	32.602	102.5	43.277	84.9	23.286	125.4	1:39.165		8	31.143	102.3	42.861	87.1	22.874	126.8	1:36.878	
3	31.210	102.0	42.914	90.5	23.255	125.8	1:37.379		9	31.170	101.4	42.996	87.0	23.028	127.0	1:37.194	
4	31.311	102.8	42.633	90.5	22.790	127.0	1:36.734		10	31.271	100.2	43.392	84.3	23.212	126.3	1:37.875	
5	30.818	104.2	42.529	89.3	22.814	127.0	1:36.161		11	31.380	101.6	43.213	88.5	23.056	125.8	1:37.649	
6	31.068	103.3	42.892	91.0	22.830	127.3	1:36.790		12	31.685	100.2	43.400	88.0	23.178	119.8	1:38.263	

4	Jason Minshaw (ST1)								Volvo S40								
lap	Sect-1	Speed	Sect-2	Speed	Sect-3	Speed	Laptime	Pit	lap	Sect-1	Speed	Sect-2	Speed	Sect-3	Speed	Laptime	Pit
1		60.6	56.020	69.8	35.720	80.8	2:14.973		7	31.544	100.9	43.711	84.2	23.241	126.8	1:38.496	
2	33.817	98.2	44.472	81.9	23.391	125.4	1:41.680		8	31.371	101.1	43.631	87.5	23.501	126.1	1:38.503	
3	31.239	100.2	43.788	86.3	23.275	126.8	1:38.302		9	31.580	100.0	43.802	86.1	23.462	125.6	1:38.844	
4	31.475	100.8	43.574	83.1	23.495	126.6	1:38.544		10	31.455	101.4	43.783	83.0	23.562	125.1	1:38.800	
5	31.513	100.6	43.625	90.6	24.002	125.4	1:39.140		11	31.785	100.2	44.234	84.6	23.541	125.4	1:39.560	
6	31.446	100.5	43.750	82.1	23.817	124.5	1:39.013		12	32.399	99.9	44.349	81.1	23.563	126.1	1:40.311	

14	Stephen Grellet (ST1)								Peugeot 406								
lap	Sect-1	Speed	Sect-2	Speed	Sect-3	Speed	Laptime	Pit	lap	Sect-1	Speed	Sect-2	Speed	Sect-3	Speed	Laptime	Pit
1		55.1	55.557	60.5	32.899	81.4	2:15.923		3	33.068	97.3	47.729	78.9	26.247	117.9	1:47.044	
2	35.390	88.9	48.444	76.1	25.176	118.7	1:49.010		4	32.576	93.8	49.489	74.9	27.203	119.2	1:49.268	

17	Mark Smith (GA2)								BMW E3 M3								
lap	Sect-1	Speed	Sect-2	Speed	Sect-3	Speed	Laptime	Pit	lap	Sect-1	Speed	Sect-2	Speed	Sect-3	Speed	Laptime	Pit
1		62.8	55.523	66.6	34.275	79.1	2:15.398		7	32.122	99.8	44.892	87.2	24.296	123.5	1:41.310	
2	34.607	92.6	46.725	86.6	24.949	122.4	1:46.281		8	32.204	99.8	44.723	87.8	24.074	124.2	1:41.001	
3	32.348	95.9	46.248	86.0	24.586	121.8	1:43.182		9	31.790	99.9	44.521	86.1	23.845	124.0	1:40.156	
4	32.231	98.9	45.079	85.9	24.459	122.6	1:41.769		10	31.744	99.8	44.699	88.9	24.123	124.0	1:40.566	
5	32.182	99.3	45.079	85.4	24.242	123.3	1:41.503		11	32.121	100.3	44.966	89.8	24.545	123.5	1:41.632	
6	32.210	99.5	45.216	88.6	24.414	123.5	1:41.840		12	32.196	98.4	45.481	89.1	24.591	121.8	1:42.268	

23	Graeme Dodd (ST1)								Honda Accord								
lap	Sect-1	Speed	Sect-2	Speed	Sect-3	Speed	Laptime	Pit	lap	Sect-1	Speed	Sect-2	Speed	Sect-3	Speed	Laptime	Pit
1		54.7	55.908	64.8	34.877	81.0	2:15.048		7	31.682	100.2	44.368	87.6	23.389	125.4	1:39.439	
2	34.003	94.4	44.868	85.1	23.567	124.2	1:42.438		8	31.743	99.3	44.398	87.5	23.367	124.7	1:39.508	
3	31.487	98.9	44.592	86.9	23.495	125.4	1:39.574		9	32.046	98.7	44.454	90.0	23.524	124.9	1:40.024	
4	31.551	100.2	44.452	87.7	23.541	125.1	1:39.544		10	31.853	100.3	44.652	86.5	23.483	125.4	1:39.988	
5	31.718	99.8	44.195	86.8	23.391	125.4	1:39.304		11	32.105	98.3	44.750	87.6	23.545	123.8	1:40.400	
6	31.594	100.6	44.603	88.0	23.461	125.4	1:39.658		12	33.452	99.3	45.113	86.7	23.742	125.4	1:42.307	

36	Keith Butcher (ST2)								Audi A4								
lap	Sect-1	Speed	Sect-2	Speed	Sect-3	Speed	Laptime	Pit	lap	Sect-1	Speed	Sect-2	Speed	Sect-3	Speed	Laptime	Pit
1		54.7	55.494	64.9	33.220	83.7	2:15.317		7	32.599	97.0	46.855	87.7	24.438	120.4	1:43.892	
2	34.199	95.5	46.326	88.1	24.417	120.0	1:44.942		8	32.452	97.4	46.536	85.8	24.362	120.4	1:43.350	
3	32.844	97.3	47.917	83.9	24.660	121.3	1:45.421		9	32.444	96.9	46.887	81.3	24.511	119.4	1:43.842	
4	32.404	97.2	47.342	81.2	24.861	121.1	1:44.607		10	32.527	97.4	46.804	82.9	24.501	120.2	1:43.832	
5	32.503	96.7	46.879	85.6	24.535	120.7	1:43.917		11	32.671	97.7	46.301	85.7	24.504	121.3	1:43.476	
6	32.423	97.2	46.593	86.1	24.637	120.9	1:43.653		12	32.181	98.9	46.089	87.0	24.373	120.4	1:42.643	

60	Mark Wright (GA1)								Ford Sierra								
lap	Sect-1	Speed	Sect-2	Speed	Sect-3	Speed	Laptime	Pit	lap	Sect-1	Speed	Sect-2	Speed	Sect-3	Speed	Laptime	Pit
1		51.0	55.298	61.5	32.727	81.6	2:15.957		7	32.361	98.9	45.289	80.1	24.396	128.5	1:42.046	
2	34.498	91.9	45.844	83.6	24.096	128.7	1:44.438		8	33.178	99.0	45.667	81.2	24.091	128.0	1:42.936	
3	33.024	91.6	45.385	81.7	24.376	126.8	1:42.785		9	32.524	98.4	45.997	82.1	24.790	124.0	1:43.311	
4	33.151	94.3	48.470	77.3	24.751	127.3	1:46.372		10	33.163	99.2	45.822	82.1	24.620	126.3	1:43.605	
5	32.374	97.0	46.410	78.0	24.441	127.3	1:43.225		11	33.783	99.0	46.692	82.1	24.882	125.1	1:45.357	
6	33.159	96.3	45.531	82.0	24.176	129.0	1:42.866		12	33.326	97.0	46.664	79.8	24.728	118.5	1:44.718	

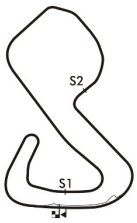

Session Start: 14:45:04 - Finish: 15:05:10
Weather/Track Conditions: Sun / Dry
Circuit: Brands Hatch Grand Prix Circuit
Track Length: 3.916 Km - 2.4330 miles

MST

Full results available at www.mstworld.com. Email: timing@mstworld.com

Printed : 02-07-2017 - 15:07

Legends of Brands Hatch Superprix - 1 - 2 Jul 2017

HSCC/TCRE Super Touring Cars

Race 11 - Sector Analysis

67	Tony Absolom (ST2)								Vauxhall Cavalier								
lap	Sect-1	Speed	Sect-2	Speed	Sect-3	Speed	Laptime	Pit	lap	Sect-1	Speed	Sect-2	Speed	Sect-3	Speed	Laptime	Pit
1		50.1	55.067	62.4	32.672	76.6	2:16.171		7	33.461	95.8	48.490	82.5	25.240	104.4	1:47.191	
2	35.663	92.2	48.123	84.6	25.880	109.1	1:49.666		8	33.499	96.3	47.965	85.4	25.487	104.9	1:46.951	
3	33.027	93.9	46.974	83.3	26.382	112.6	1:46.383		9	34.040	94.7	47.893	89.1	25.300	104.2	1:47.233	
4	32.991	94.4	47.675	82.5	25.528	112.2	1:46.194		10	33.399	93.8	47.455	82.1	25.509	104.4	1:46.363	
5	34.191	88.7	49.154	78.8	26.205	96.7	1:49.550		11	33.853	92.9	47.884	83.4	25.144	103.3	1:46.881	
6	34.110	94.2	49.211	82.6	25.606	103.7	1:48.927		12								

98	John Cleland (ST1)								Vauxhall Vectra								
lap	Sect-1	Speed	Sect-2	Speed	Sect-3	Speed	Laptime	Pit	lap	Sect-1	Speed	Sect-2	Speed	Sect-3	Speed	Laptime	Pit
1		63.2	55.946	62.0	36.369	77.7	2:14.821		7	31.109	101.4	43.703	92.5	23.589	123.8	1:38.401	
2	33.346	100.5	43.798	88.8	23.615	122.6	1:40.759		8	31.153	101.4	43.500	92.0	23.730	124.0	1:38.383	
3	31.348	100.5	44.248	90.9	23.471	123.8	1:39.067		9	31.215	101.7	43.880	89.9	23.672	123.3	1:38.767	
4	31.290	100.9	43.830	89.8	23.588	124.7	1:38.708		10	31.261	101.1	43.829	94.5	23.695	123.5	1:38.785	
5	31.223	101.3	43.945	92.0	24.038	123.3	1:39.206		11	31.355	101.9	43.829	90.1	23.547	124.0	1:38.731	
6	31.131	101.3	43.832	88.8	23.747	123.3	1:38.710		12	31.231	102.0	43.539	92.6	23.415	124.7	1:38.185	

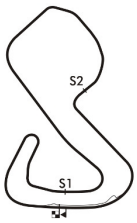

Session Start: 14:45:04 - Finish: 15:05:10
Weather/Track Conditions: Sun / Dry
Circuit: Brands Hatch Grand Prix Circuit
Track Length: 3.916 Km - 2.4330 miles

Legends of Brands Hatch Superprix - 1 - 2 Jul 2017

HSCC/TCRE Super Touring Cars

Race 11 - Best Sector Times

	SECTOR 1			SECTOR 2			SECTOR 3		
	NO	TIME	LAP	NO	TIME	LAP	NO	TIME	LAP
1	3	30.818	5	3	42.529	5	3	22.788	7
2	98	31.109	7	98	43.500	8	4	23.241	7
3	4	31.239	3	4	43.574	4	23	23.367	8
4	23	31.487	3	23	44.195	5	98	23.415	12
5	17	31.744	10	17	44.521	9	17	23.845	9
6	36	32.181	12	60	45.289	7	60	24.091	8
7	60	32.361	7	36	46.089	12	36	24.362	8
8	14	32.576	4	67	46.974	3	67	25.144	11
9	67	32.991	4	14	47.729	3	14	25.176	2

IDEAL / BEST LAP COMPARISON

NO	NAME	BEST	IN	IDEAL	DIFF
3	James Dodd	1:36.161	5	1:36.135	+0.026
98	John Cleland	1:38.185	12	1:38.024	+0.161
4	Jason Minshaw	1:38.302	3	1:38.054	+0.248
23	Graeme Dodd	1:39.304	5	1:39.049	+0.255
17	Mark Smith	1:40.156	9	1:40.110	+0.046
60	Mark Wright	1:42.046	7	1:41.741	+0.305
36	Keith Butcher	1:42.643	12	1:42.632	+0.011
67	Tony Absolom	1:46.194	4	1:45.109	+1.085
14	Stephen Grellet	1:47.044	3	1:45.481	+1.563

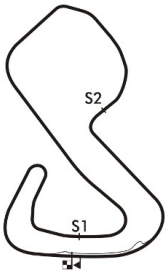

Session Start: 14:45:04 - Finish: 15:05:10
Weather/Track Conditions: Sun / Dry
Circuit: Brands Hatch Grand Prix Circuit
Track Length: 3.916 Km - 2.4330 miles

Legends of Brands Hatch Superprix - 1 - 2 Jul 2017

HSCC/TCRE Super Touring Cars

Race 11 - Best Sector Speeds

	NO	SECTOR 1	MPH	NO	SECTOR 2	MPH	NO	SECTOR 3	MPH
1	3	James Dodd	104.2	98	John Cleland	94.5	60	Mark Wright	129.0
2	98	John Cleland	102.0	3	James Dodd	91.0	3	James Dodd	127.8
3	4	Jason Minshaw	101.4	4	Jason Minshaw	90.6	4	Jason Minshaw	126.8
4	23	Graeme Dodd	100.6	23	Graeme Dodd	90.0	23	Graeme Dodd	125.4
5	17	Mark Smith	100.3	17	Mark Smith	89.8	98	John Cleland	124.7
6	60	Mark Wright	99.2	67	Tony Absolom	89.1	17	Mark Smith	124.2
7	36	Keith Butcher	98.9	36	Keith Butcher	88.1	36	Keith Butcher	121.3
8	14	Stephen Grellet	97.3	60	Mark Wright	83.6	14	Stephen Grellet	119.2
9	67	Tony Absolom	96.3	14	Stephen Grellet	78.9	67	Tony Absolom	112.6

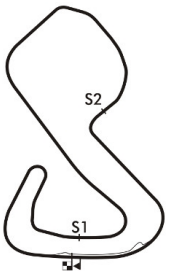

Session Start: 14:45:04 - Finish: 15:05:10
Weather/Track Conditions: Sun / Dry
Circuit: Brands Hatch Grand Prix Circuit
Track Length: 3.916 Km - 2.4330 miles

Legends of Brands Hatch Superprix - 1 - 2 Jul 2017

HSCC/TCRE Super Touring Cars

Race 11 - Lap Chart

Lap 1			Lap 2			Lap 3			Lap 4			Lap 5			Lap 6		
NO	Behind	Laptime	NO	Behind	Laptime	NO	Behind	Laptime	NO	Behind	Laptime	NO	Behind	Laptime	NO	Behind	Laptime
3		2:14.779	3		1:39.165	3		1:37.379	3		1:36.734	3		1:36.161	3		1:36.790
98	0.042	2:14.821	98	1.636	1:40.759	98	3.324	1:39.067	98	5.298	1:38.708	98	8.343	1:39.206	98	10.263	1:38.710
4	0.194	2:14.973	4	2.709	1:41.680	4	3.632	1:38.302	4	5.442	1:38.544	4	8.421	1:39.140	4	10.644	1:39.013
23	0.269	2:15.048	23	3.542	1:42.438	23	5.737	1:39.574	23	8.547	1:39.544	23	11.690	1:39.304	23	14.558	1:39.658
36	0.538	2:15.317	36	6.315	1:44.942	60	11.857	1:42.785	17	18.573	1:41.769	17	23.915	1:41.503	17	28.965	1:41.840
17	0.619	2:15.398	60	6.451	1:44.438	17	13.538	1:43.182	60	21.495	1:46.372	60	28.559	1:43.225	60	34.635	1:42.866
14	1.144	2:15.923	17	7.735	1:46.281	36	14.357	1:45.421	36	22.230	1:44.607	36	29.986	1:43.917	36	36.849	1:43.653
60	1.178	2:15.957	14	10.989	1:49.010	14	20.654	1:47.044	67	30.357	1:46.194	67	43.746	1:49.550	67	55.883	1:48.927
67	1.392	2:16.171	67	11.893	1:49.666	67	20.897	1:46.383	14	33.188	1:49.268						

Session Start: 14:45:04 - Finish: 15:05:10
Weather/Track Conditions: Sun / Dry
Circuit: Brands Hatch Grand Prix Circuit
Track Length: 3.916 Km - 2.4330 miles

MST
Full results available at www.mstworld.com. Email: timing@mstworld.com

Printed : 02-07-2017 - 15:07

Legends of Brands Hatch Superprix - 1 - 2 Jul 2017

HSCC/TCRE Super Touring Cars

Race 11 - Lap Chart

Lap 7			Lap 8			Lap 9			Lap 10			Lap 11			Lap 12		
NO	Behind	Laptime	NO	Behind	Laptime	NO	Behind	Laptime	NO	Behind	Laptime	NO	Behind	Laptime	NO	Behind	Laptime
3		1:36.829	3		1:36.878	3		1:37.194	3		1:37.875	3		1:37.649	3		1:38.263
98	11.835	1:38.401	98	13.340	1:38.383	98	14.913	1:38.767	98	15.823	1:38.785	98	16.905	1:38.731	67	1 LAP	1:46.881
4	12.311	1:38.496	4	13.936	1:38.503	4	15.586	1:38.844	4	16.511	1:38.800	4	18.422	1:39.560	98	16.827	1:38.185
23	17.168	1:39.439	23	19.798	1:39.508	23	22.628	1:40.024	23	24.741	1:39.988	23	27.492	1:40.400	4	20.470	1:40.311
17	33.446	1:41.310	17	37.569	1:41.001	17	40.531	1:40.156	17	43.222	1:40.566	17	47.205	1:41.632	23	31.536	1:42.307
60	39.852	1:42.046	60	45.910	1:42.936	60	52.027	1:43.311	60	57.757	1:43.605	60	1:05.465	1:45.357	17	51.210	1:42.268
36	43.912	1:43.892	36	50.384	1:43.350	36	57.032	1:43.842	36	1:02.989	1:43.832	36	1:08.816	1:43.476	60	1:11.920	1:44.718
67	1:06.245	1:47.191	67	1:16.318	1:46.951	67	1:26.357	1:47.233	67	1:34.845	1:46.363				36	1:13.196	1:42.643

Session Start: 14:45:04 - Finish: 15:05:10
Weather/Track Conditions: Sun / Dry
Circuit: Brands Hatch Grand Prix Circuit
Track Length: 3.916 Km - 2.4330 miles

MST
Full results available at www.mstworld.com. Email: timing@mstworld.com

Printed : 02-07-2017 - 15:07

Legends of Brands Hatch Superprix - 1 - 2 Jul 2017

HSCC Derek Bell Trophy

Race 12 - Classification

Sheet No:

POS	NO	DRIVER/S	CLASS	CLASS POS	CAR MAKE / MODEL	TIME	LAPS	GAP	DIFF	MPH	BEST	ON
1	54	Richard Evans	B	1	March 79B	20:28.913	14	-- 14 laps		99.78	1:25.170	11
2	7	Neil Glover	F	1	Chevron B37	20:54.348	14	25.435	25.435	97.75	1:28.166	3
3	30	Paul Campfield	F	2	Chevron B24	20:58.763	14	29.850	4.415	97.41	1:28.439	3
4	74	Frank Lyons	F	3	Gurney Eagle FA74	21:11.372	14	42.459	12.609	96.44	1:29.831	14
5	117	Michael Bletsoe-Brown	C	1	Chevron B27	21:15.206	14	46.293	3.834	96.16	1:29.650	14
6	5	Chris Atkinson	E	1	Surtees TS8	21:16.864	14	47.951	1.658	96.03	1:29.613	10
7	42	Mark Charteris	B	2	March 742	21:24.012	14	55.099	7.148	95.50	1:30.294	13
8	9	Frazer Gibney	C	2	March 782	21:25.946	14	57.033	1.934	95.36	1:30.384	13
9	1	Martyn Donn	B	3	Lola T760	21:26.522	14	57.609	0.576	95.31	1:30.123	13
10	41	David Mercer	G	1	Reynard SF78	21:55.065	13	-- 13 laps	2:01.044	86.58	1:39.166	12
11	21	Lorraine Gathercole	A	1	March 712	21:59.555	13	4.490	4.490	86.28	1:37.923	12
12	28	George Fowler	H	1	Reynard SF84	20:37.221	12	-- 12 laps	17.197	84.95	1:41.727	4
13	32	Adam Simmonds	E	2	Lola T142	21:40.497	11	-- 11 laps	2:45.251	74.08	1:54.088	11
		---------- NOT CLASSIFIED ----------										
DNF	93	Rudolf Ernst	C		March 752	14:38.775	9	-- 9 laps --		89.70	1:35.564	5
DNF	65	Jamie Brashaw	F		March 73A	4:23.095	3	-- 3 laps --		99.87	1:26.674	3
DNF	82	Paul Smith	H		Martini Mk31	1:58.117	1	-- 1 laps --	28.510	74.15	1:58.117	1

---------- FASTEST LAP SUMMARY ----------

NO	DRIVER/S	CLASS	CAR MAKE / MODEL	FASTEST LAP	ON	MPH
54	Richard Evans	B	March 79B	1:25.170	11	102.84
65	Jamie Brashaw	F	March 73A	1:26.674	3	101.05
5	Chris Atkinson	E	Surtees TS8	1:29.613	10	97.74
117	Michael Bletsoe-Brown	C	Chevron B27	1:29.650	14	97.70
21	Lorraine Gathercole	A	March 712	1:37.923	12	89.45
41	David Mercer	G	Reynard SF78	1:39.166	12	88.32
28	George Fowler	H	Reynard SF84	1:41.727	4	86.10

Session Start: 15:14:09 - Finish: 15:34:37
Weather/Track Conditions: Sun / Dry
Circuit: Brands Hatch Grand Prix Circuit
Track Length: 3.916 Km - 2.4330 miles

These results are provisional until the conclusion of any judicial and technical matters.

Clerk of the Course:	Timekeeper:	Issued at:
Julian Floyd	Nick Palmer	

MST

Printed : 02-07-2017 - 15:37

Full results available at www.mstworld.com. Email: timing@mstworld.com

Legends of Brands Hatch Superprix - 1 - 2 Jul 2017

HSCC Derek Bell Trophy

Race 12 - Sector Analysis

1	Martyn Donn (B)								Lola T760								
lap	Sect-1	Speed	Sect-2	Speed	Sect-3	Speed	Laptime	Pit	lap	Sect-1	Speed	Sect-2	Speed	Sect-3	Speed	Laptime	Pit
1				84.3	22.563	125.8	1:39.794		8	28.485	105.9	40.680	96.1	21.900	125.8	1:31.065	
2	29.350	104.7	40.814	94.3	22.030	126.6	1:32.194		9	28.533	106.4	40.891	97.4	21.754	126.1	1:31.178	
3	29.025	107.4	40.854	95.1	22.022	125.4	1:31.901		10	28.783	104.7	40.685	92.1	22.052	126.3	1:31.520	
4	29.143	105.4	40.710	95.1	22.061	125.4	1:31.914		11	28.638	106.5	40.281	96.8	21.793	126.6	1:30.712	
5	28.968	104.4	40.703	95.2	21.835	125.4	1:31.506		12	28.723	105.5	40.294	99.4	21.728	126.1	1:30.745	
6	28.546	106.0	40.323	95.5	21.755	126.1	1:30.624		13	28.286	106.9	40.089	95.5	21.748	125.4	1:30.123	
7	28.487	106.0	40.341	93.1	21.917	126.3	1:30.745		14	28.634	105.5	41.842	97.5	22.025	125.1	1:32.501	

5	Chris Atkinson (E)								Surtees TS8								
lap	Sect-1	Speed	Sect-2	Speed	Sect-3	Speed	Laptime	Pit	lap	Sect-1	Speed	Sect-2	Speed	Sect-3	Speed	Laptime	Pit
1				87.3	21.732	143.0	1:37.542		8	29.312	115.9	39.940	93.5	21.063	146.1	1:30.315	
2	29.845	106.4	40.545	93.4	21.453	143.6	1:31.843		9	28.860	117.1	40.496	87.9	21.567	144.5	1:30.923	
3	29.122	114.7	40.867	90.3	21.432	144.8	1:31.421		10	28.816	118.5	39.784	98.4	21.013	144.8	1:29.613	
4	29.377	114.3	40.137	93.2	21.308	142.6	1:30.822		11	29.132	116.9	40.000	91.8	21.234	145.4	1:30.366	
5	29.869	106.5	40.987	90.5	21.484	143.6	1:32.340		12	28.878	116.3	40.102	94.0	21.015	145.7	1:29.995	
6	29.441	114.9	40.196	96.3	21.072	144.2	1:30.709		13	29.253	115.3	39.552	91.0	21.245	144.5	1:30.050	
7	28.904	114.5	40.303	96.0	21.115	145.4	1:30.322		14	29.154	114.7	40.134	93.9	21.315	140.6	1:30.603	

7	Neil Glover (F)								Chevron B37								
lap	Sect-1	Speed	Sect-2	Speed	Sect-3	Speed	Laptime	Pit	lap	Sect-1	Speed	Sect-2	Speed	Sect-3	Speed	Laptime	Pit
1				90.1	21.423	146.1	1:33.052		8	28.279	114.5	39.919	92.5	22.121	143.9	1:30.319	
2	27.977	113.2	39.369	92.3	20.877	146.1	1:28.223		9	28.946	114.5	40.657	88.3	21.096	145.4	1:30.699	
3	27.857	116.7	39.228	91.0	21.081	145.7	1:28.166		10	28.286	114.9	40.087	93.9	21.067	144.5	1:29.440	
4	28.304	109.3	41.385	87.2	21.136	143.9	1:30.825		11	28.227	117.3	39.219	94.8	20.770	146.7	1:28.216	
5	28.231	113.4	39.792	90.4	20.967	144.2	1:28.990		12	28.216	111.3	39.538	92.1	20.885	146.1	1:28.639	
6	28.001	115.9	39.494	91.3	21.186	144.5	1:28.681		13	28.693	114.7	39.581	96.0	20.983	146.4	1:29.257	
7	28.638	109.0	40.000	95.1	21.107	144.2	1:29.745		14	28.558	100.3	40.311	96.1	21.227	144.5	1:30.096	

9	Frazer Gibney (C)								March 782								
lap	Sect-1	Speed	Sect-2	Speed	Sect-3	Speed	Laptime	Pit	lap	Sect-1	Speed	Sect-2	Speed	Sect-3	Speed	Laptime	Pit
1				81.0	22.182	132.3	1:38.478		8	29.271	112.0	40.147	96.7	21.471	136.0	1:30.889	
2	29.379	109.3	40.690	90.9	21.933	134.7	1:32.002		9	28.792	113.9	40.255	94.9	21.916	135.5	1:30.963	
3	29.251	106.9	40.477	95.6	21.396	136.8	1:31.124		10	28.855	112.4	40.810	93.2	21.776	135.2	1:31.441	
4	29.150	109.8	40.448	94.8	21.687	136.0	1:31.285		11	28.942	113.7	40.806	98.4	21.515	135.5	1:31.263	
5	29.468	108.3	40.573	93.7	22.079	135.7	1:32.120		12	29.196	112.8	39.964	97.9	21.816	134.1	1:30.976	
6	29.144	111.3	39.928	95.5	21.671	136.6	1:30.743		13	28.986	112.0	39.783	99.4	21.615	134.9	1:30.384	
7	28.980	113.4	40.213	95.1	21.812	136.0	1:31.005		14	29.194	106.9	42.260	97.5	21.819	126.1	1:33.273	

21	Lorraine Gathercole (A)								March 712								
lap	Sect-1	Speed	Sect-2	Speed	Sect-3	Speed	Laptime	Pit	lap	Sect-1	Speed	Sect-2	Speed	Sect-3	Speed	Laptime	Pit
1				83.5	24.070	120.7	1:50.914		8	32.403	95.5	45.004	87.0	23.807	124.0	1:41.214	
2	32.230	95.0	45.409	84.0	24.690	118.5	1:42.329		9	32.300	89.2	45.759	84.7	24.647	124.2	1:42.706	
3	32.213	96.3	45.810	85.7	23.702	123.5	1:41.725		10	31.614	94.7	44.251	89.7	23.447	124.0	1:39.312	
4	31.432	95.1	45.726	83.9	23.603	122.9	1:40.761		11	31.287	97.9	44.763	90.3	23.077	124.7	1:39.127	
5	31.694	96.3	45.041	88.8	23.420	123.8	1:40.155		12	30.902	100.3	43.849	92.6	23.172	125.1	1:37.923	
6	31.069	99.0	45.434	83.9	23.980	122.0	1:40.483		13	31.658	100.5	44.356	90.7	23.517	124.5	1:39.531	
7	31.651	97.4	46.070	71.9	25.654	119.2	1:43.375		14								

28	George Fowler (H)								Reynard SF84								
lap	Sect-1	Speed	Sect-2	Speed	Sect-3	Speed	Laptime	Pit	lap	Sect-1	Speed	Sect-2	Speed	Sect-3	Speed	Laptime	Pit
1				84.3	24.725	115.9	1:52.015		7	32.210	95.2	45.625	85.8	24.364	117.3	1:42.199	
2	33.061	95.0	45.792	85.3	24.356	116.5	1:43.209		8	32.288	95.0	45.763	82.8	25.269	116.1	1:43.320	
3	32.079	96.9	45.655	84.4	24.454	116.5	1:42.188		9	32.602	96.1	45.411	85.6	24.300	117.1	1:42.313	
4	32.072	93.5	45.386	83.1	24.269	116.5	1:41.727		10	32.222	96.5	45.043	90.0	24.483	116.5	1:41.748	
5	32.184	96.2	45.397	84.6	24.328	116.1	1:41.909		11	32.276	95.5	45.513	87.3	24.437	116.5	1:42.226	
6	32.787	95.5	45.261	85.1	24.344	116.1	1:42.392		12	33.061	94.3	44.807	90.4	24.107	115.9	1:41.975	

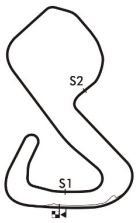

Session Start: 15:14:09 - Finish: 15:34:37
Weather/Track Conditions: Sun / Dry
Circuit: Brands Hatch Grand Prix Circuit
Track Length: 3.916 Km - 2.4330 miles

Legends of Brands Hatch Superprix - 1 - 2 Jul 2017

HSCC Derek Bell Trophy

Race 12 - Sector Analysis

30	Paul Campfield (F)								Chevron B24							
lap	Sect-1	Speed	Sect-2	Speed	Sect-3	Speed	Laptime	Pit	lap	Sect-1	Speed	Sect-2	Speed	Sect-3	Speed	Laptime	Pit
1				91.5	20.960	146.1	1:33.575		8	28.505	104.4	40.492	81.5	21.830	143.3	1:30.827	
2	28.209	106.7	39.617	93.6	20.818	148.0	1:28.644		9	28.993	103.3	40.464	83.9	21.306	144.8	1:30.763	
3	28.037	111.8	39.431	94.4	20.971	147.3	1:28.439		10	28.541	108.8	39.909	88.7	20.826	148.0	1:29.276	
4	28.482	105.7	40.901	88.1	20.910	146.4	1:30.293		11	28.182	107.6	39.780	88.7	21.125	145.7	1:29.087	
5	28.308	106.0	39.847	89.5	20.967	145.7	1:29.122		12	28.286	104.7	39.863	88.1	20.994	147.0	1:29.143	
6	28.358	107.7	39.982	89.1	21.044	145.7	1:29.384		13	29.138	104.9	39.794	84.0	21.406	145.1	1:30.338	
7	28.407	106.7	39.715	88.3	21.033	144.5	1:29.155		14	29.008	106.0	40.224	86.8	21.485	142.0	1:30.717	

32	Adam Simmonds (E)								Lola T142							
lap	Sect-1	Speed	Sect-2	Speed	Sect-3	Speed	Laptime	Pit	lap	Sect-1	Speed	Sect-2	Speed	Sect-3	Speed	Laptime	Pit
1		83.9	53.087	71.1	27.884	104.2	2:09.999		7	37.878	87.8	52.500	69.7	27.222	110.9	1:57.600	
2	38.021	80.0	53.940	68.6	28.002	105.2	1:59.963		8	36.409	87.7	51.027	72.1	27.313	107.2	1:54.749	
3	37.732	81.5	53.311	69.0	28.087	109.5	1:59.130		9	36.573	86.8	50.777	72.6	27.293	111.8	1:54.643	
4	38.481	86.1	51.988	74.2	27.101	108.8	1:57.570		10	37.361	76.5	51.603	74.6	27.614	103.9	1:56.578	
5	37.020	83.4	52.350	67.4	27.839	106.4	1:57.209		11	36.030	84.0	51.362	73.3	26.696	110.4	1:54.088	
6	37.145	78.9	52.713	71.0	29.110	106.5	1:58.968		12								

41	David Mercer (G)								Reynard SF78							
lap	Sect-1	Speed	Sect-2	Speed	Sect-3	Speed	Laptime	Pit	lap	Sect-1	Speed	Sect-2	Speed	Sect-3	Speed	Laptime	Pit
1				77.2	24.678	114.3	1:52.333		8	31.290	95.6	46.534	71.6	24.506	116.1	1:42.330	
2	32.007	96.7	45.093	86.5	24.034	115.3	1:41.134		9	30.963	96.6	44.406	82.0	25.455	115.5	1:40.824	
3	31.528	97.2	44.817	92.3	23.979	115.5	1:40.324		10	32.270	98.0	46.499	86.8	23.951	115.9	1:42.720	
4	30.914	97.3	44.129	84.9	24.301	114.9	1:39.344		11	31.228	96.1	44.135	86.3	24.081	115.3	1:39.444	
5	31.133	97.3	44.068	87.6	24.072	114.5	1:39.273		12	31.032	97.0	43.945	84.5	24.189	115.7	1:39.166	
6	31.258	96.9	44.013	83.1	24.029	115.1	1:39.300		13	30.855	96.7	44.754	83.3	23.941	115.9	1:39.550	
7	31.336	96.9	44.156	85.5	23.831	116.1	1:39.323		14								

42	Mark Charteris (B)								March 742							
lap	Sect-1	Speed	Sect-2	Speed	Sect-3	Speed	Laptime	Pit	lap	Sect-1	Speed	Sect-2	Speed	Sect-3	Speed	Laptime	Pit
1				81.9	22.582	126.3	1:39.306		8	29.286	105.2	40.088	94.7	21.851	126.8	1:31.225	
2	29.459	102.8	40.464	87.3	22.229	126.1	1:32.152		9	29.165	104.7	40.291	95.7	21.737	127.5	1:31.193	
3	29.215	104.7	40.412	93.7	21.660	126.3	1:31.287		10	29.470	105.9	40.180	90.0	22.336	127.5	1:31.986	
4	28.840	103.1	40.096	93.2	22.239	125.4	1:31.175		11	28.754	105.9	39.991	97.5	21.887	125.8	1:30.632	
5	29.030	105.9	40.450	89.9	22.476	124.9	1:31.956		12	29.136	103.4	39.623	98.1	21.621	126.6	1:30.380	
6	28.798	108.1	39.857	92.3	22.055	126.8	1:30.710		13	28.838	105.2	39.739	96.3	21.717	128.0	1:30.294	
7	29.499	104.4	39.680	96.6	21.674	127.0	1:30.853		14	28.985	107.4	40.152	97.2	21.726	124.7	1:30.863	

54	Richard Evans (B)								March 79B							
lap	Sect-1	Speed	Sect-2	Speed	Sect-3	Speed	Laptime	Pit	lap	Sect-1	Speed	Sect-2	Speed	Sect-3	Speed	Laptime	Pit
1				100.4	20.742	133.3	1:30.872		8	28.013	110.9	38.996	93.7	20.869	134.9	1:27.878	
2	27.719	111.3	38.377	101.6	20.769	133.3	1:26.865		9	27.239	112.8	37.549	105.2	20.467	135.5	1:25.255	
3	27.729	110.7	38.176	102.4	20.687	134.1	1:26.592		10	27.877	110.9	39.021	96.6	21.023	135.2	1:27.921	
4	27.601	112.2	39.070	101.0	20.835	134.4	1:27.506		11	27.265	113.0	37.470	106.6	20.435	134.9	1:25.170	
5	27.500	112.6	38.100	106.1	20.546	134.7	1:26.146		12	28.363	108.4	39.568	91.7	21.454	134.1	1:29.385	
6	27.380	112.2	37.863	102.2	20.631	134.4	1:25.874		13	28.416	108.6	39.751	92.3	21.458	132.3	1:29.625	
7	28.217	107.7	39.817	97.8	21.099	134.7	1:29.133		14	28.816	106.9	40.334	84.4	21.541	132.3	1:30.691	

65	Jamie Brashaw (F)								March 73A							
lap	Sect-1	Speed	Sect-2	Speed	Sect-3	Speed	Laptime	Pit	lap	Sect-1	Speed	Sect-2	Speed	Sect-3	Speed	Laptime	Pit
1				95.7	20.673	149.0	1:29.607		3	27.563	117.9	38.643	97.2	20.468	152.7	1:26.674	
2	27.959	118.1	38.359	98.7	20.496	151.3	1:26.814		4								

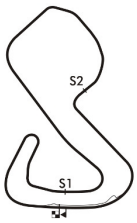

Session Start: 15:14:09 - Finish: 15:34:37
Weather/Track Conditions: Sun / Dry
Circuit: Brands Hatch Grand Prix Circuit
Track Length: 3.916 Km - 2.4330 miles

Legends of Brands Hatch Superprix - 1 - 2 Jul 2017

HSCC Derek Bell Trophy

Race 12 - Sector Analysis

74	Frank Lyons (F)								Gurney Eagle FA74								
lap	Sect-1	Speed	Sect-2	Speed	Sect-3	Speed	Laptime	Pit	lap	Sect-1	Speed	Sect-2	Speed	Sect-3	Speed	Laptime	Pit
1				90.0	21.345	142.6	1:34.376		8	28.481	113.0	40.310	94.5	21.910	130.0	1:30.701	
2	28.876	113.2	39.961	93.9	21.076	142.0	1:29.913		9	29.041	110.6	40.789	94.3	21.450	140.6	1:31.280	
3	28.590	111.8	40.262	89.8	20.983	143.6	1:29.835		10	28.722	111.7	40.734	87.9	21.387	137.4	1:30.843	
4	29.126	112.4	40.389	92.7	22.215	136.8	1:31.730		11	28.800	112.8	40.403	92.3	21.584	136.3	1:30.787	
5	28.878	108.3	40.324	94.7	21.328	140.3	1:30.530		12	28.965	112.2	39.901	94.0	21.384	136.3	1:30.250	
6	28.837	112.4	40.699	93.7	21.139	140.0	1:30.675		13	28.471	115.1	39.845	91.0	21.610	140.0	1:29.926	
7	29.392	112.0	40.365	92.1	20.938	143.6	1:30.695		14	28.676	114.1	39.853	89.2	21.302	125.4	1:29.831	

82	Paul Smith (H)								Martini Mk31								
lap	Sect-1	Speed	Sect-2	Speed	Sect-3	Speed	Laptime	Pit	lap	Sect-1	Speed	Sect-2	Speed	Sect-3	Speed	Laptime	Pit
1		85.9	46.238	80.6	25.436	105.4	1:58.117		2								

93	Rudolf Ernst (C)								March 752								
lap	Sect-1	Speed	Sect-2	Speed	Sect-3	Speed	Laptime	Pit	lap	Sect-1	Speed	Sect-2	Speed	Sect-3	Speed	Laptime	Pit
1				83.1	23.393	127.0	1:45.402		6	31.805	102.8	43.006	87.5	22.999	127.5	1:37.810	
2	30.421	107.0	42.779	89.9	23.204	127.5	1:36.404		7	30.057	107.2	43.138	82.5	22.780	128.0	1:35.975	
3	30.266	106.9	43.646	91.2	23.134	125.4	1:37.046		8	30.515	105.2	43.029	83.4	22.841	128.0	1:36.385	
4	30.003	107.7	44.094	85.4	23.098	127.3	1:37.195		9	29.844	108.3	43.082	81.3	24.068	101.4	1:36.994	
5	29.716	108.3	42.928	84.8	22.920	124.2	1:35.564		10								

117	Michael Bletsoe-Brown (C)								Chevron B27								
lap	Sect-1	Speed	Sect-2	Speed	Sect-3	Speed	Laptime	Pit	lap	Sect-1	Speed	Sect-2	Speed	Sect-3	Speed	Laptime	Pit
1				86.0	21.522	137.1	1:35.437		8	28.856	112.0	39.836	88.1	21.387	136.3	1:30.079	
2	29.186	108.4	40.393	89.2	21.550	136.8	1:31.129		9	28.713	113.4	40.146	95.1	21.491	136.3	1:30.350	
3	29.292	105.4	41.171	85.0	21.688	136.8	1:32.151		10	28.842	111.3	40.343	93.1	21.204	137.4	1:30.389	
4	29.767	105.4	41.134	90.6	21.624	136.0	1:32.525		11	28.586	107.9	40.078	91.5	21.334	137.1	1:29.998	
5	30.034	110.6	40.696	87.5	21.680	136.3	1:32.410		12	28.878	110.0	40.065	93.7	21.308	137.4	1:30.251	
6	29.032	109.8	39.890	90.6	21.430	136.3	1:30.352		13	28.652	111.3	39.710	94.1	21.406	135.5	1:29.768	
7	29.016	110.7	40.044	89.1	21.657	136.3	1:30.717		14	28.581	110.7	39.752	92.8	21.317	137.1	1:29.650	

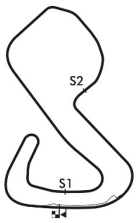

Session Start: 15:14:09 - Finish: 15:34:37
Weather/Track Conditions: Sun / Dry
Circuit: Brands Hatch Grand Prix Circuit
Track Length: 3.916 Km - 2.4330 miles

Legends of Brands Hatch Superprix - 1 - 2 Jul 2017

HSCC Derek Bell Trophy

Race 12 - Best Sector Times

	SECTOR 1			SECTOR 2			SECTOR 3		
	NO	TIME	LAP	NO	TIME	LAP	NO	TIME	LAP
1	54	27.239	9	54	37.470	11	54	20.435	11
2	65	27.563	3	65	38.359	2	65	20.468	3
3	7	27.857	3	7	39.219	11	7	20.770	11
4	30	28.037	3	30	39.431	3	30	20.818	2
5	1	28.286	13	5	39.552	13	74	20.938	7
6	74	28.471	13	42	39.623	12	5	21.013	10
7	117	28.581	14	117	39.710	13	117	21.204	10
8	42	28.754	11	9	39.783	13	9	21.396	3
9	9	28.792	9	74	39.845	13	42	21.621	12
10	5	28.816	10	1	40.089	13	1	21.728	12
11	93	29.716	5	93	42.779	2	93	22.780	7
12	41	30.855	13	21	43.849	12	21	23.077	11
13	21	30.902	12	41	43.945	12	41	23.831	7
14	82	31.772	2	28	44.807	12	28	24.107	12
15	28	32.072	4	82	46.238	1	82	25.436	1
16	32	36.030	11	32	50.777	9	32	26.696	11

IDEAL / BEST LAP COMPARISON

NO	NAME	BEST	IN	IDEAL	DIFF
54	Richard Evans	1:25.170	11	1:25.144	+0.026
65	Jamie Brashaw	1:26.674	3	1:26.390	+0.284
7	Neil Glover	1:28.166	3	1:27.846	+0.320
30	Paul Campfield	1:28.439	3	1:28.286	+0.153
5	Chris Atkinson	1:29.613	10	1:29.381	+0.232
117	Michael Bletsoe-Brov	1:29.650	14	1:29.495	+0.155
74	Frank Lyons	1:29.831	14	1:29.254	+0.577
1	Martyn Donn	1:30.123	13	1:30.103	+0.020
42	Mark Charteris	1:30.294	13	1:29.998	+0.296
9	Frazer Gibney	1:30.384	13	1:29.971	+0.413
93	Rudolf Ernst	1:35.564	5	1:35.275	+0.289
21	Lorraine Gathercole	1:37.923	12	1:37.828	+0.095
41	David Mercer	1:39.166	12	1:38.631	+0.535
28	George Fowler	1:41.727	4	1:40.986	+0.741
32	Adam Simmonds	1:54.088	11	1:53.503	+0.585
82	Paul Smith	1:58.117	1	1:43.446	+14.671

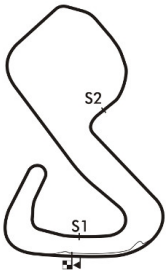

Session Start: 15:14:09 - Finish: 15:34:37
Weather/Track Conditions: Sun / Dry
Circuit: Brands Hatch Grand Prix Circuit
Track Length: 3.916 Km - 2.4330 miles

Legends of Brands Hatch Superprix - 1 - 2 Jul 2017

HSCC Derek Bell Trophy

Race 12 - Best Sector Speeds

	NO	SECTOR 1	MPH	NO	SECTOR 2	MPH	NO	SECTOR 3	MPH
1	5	Chris Atkinson	118.5	54	Richard Evans	106.6	65	Jamie Brashaw	152.7
2	65	Jamie Brashaw	118.1	1	Martyn Donn	99.4	30	Paul Campfield	148.0
3	7	Neil Glover	117.3	9	Frazer Gibney	99.4	7	Neil Glover	146.7
4	30	Paul Campfield	115.9	65	Jamie Brashaw	98.7	5	Chris Atkinson	146.1
5	74	Frank Lyons	115.1	5	Chris Atkinson	98.4	74	Frank Lyons	143.6
6	9	Frazer Gibney	113.9	42	Mark Charteris	98.1	117	Michael Bletsoe-Brown	137.4
7	117	Michael Bletsoe-Brown	113.4	7	Neil Glover	96.1	9	Frazer Gibney	136.8
8	54	Richard Evans	113.0	117	Michael Bletsoe-Brown	95.1	54	Richard Evans	135.5
9	93	Rudolf Ernst	108.3	74	Frank Lyons	94.7	42	Mark Charteris	128.0
10	42	Mark Charteris	108.1	30	Paul Campfield	94.4	93	Rudolf Ernst	128.0
11	1	Martyn Donn	107.4	21	Lorraine Gathercole	92.6	1	Martyn Donn	126.6
12	21	Lorraine Gathercole	100.5	41	David Mercer	92.3	21	Lorraine Gathercole	125.1
13	41	David Mercer	98.0	93	Rudolf Ernst	91.2	28	George Fowler	117.3
14	28	George Fowler	96.9	28	George Fowler	90.4	41	David Mercer	116.1
15	82	Paul Smith	91.7	82	Paul Smith	80.6	32	Adam Simmonds	111.8
16	32	Adam Simmonds	87.8	32	Adam Simmonds	74.6	82	Paul Smith	105.4

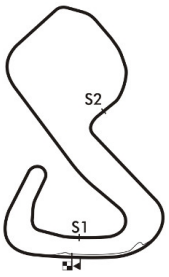

Session Start: 15:14:09 - Finish: 15:34:37
Weather/Track Conditions: Sun / Dry
Circuit: Brands Hatch Grand Prix Circuit
Track Length: 3.916 Km - 2.4330 miles

Legends of Brands Hatch Superprix - 1 - 2 Jul 2017

HSCC Derek Bell Trophy

Race 12 - Lap Chart

Lap 1			Lap 2			Lap 3			Lap 4			Lap 5			Lap 6		
NO	Behind	Laptime	NO	Behind	Laptime	NO	Behind	Laptime	NO	Behind	Laptime	NO	Behind	Laptime	NO	Behind	Laptime
65		1:29.607	65		1:26.814	65		1:26.674	54		1:27.506	54		1:26.146	54		1:25.874
54	1.265	1:30.872	54	1.316	1:26.865	54	1.234	1:26.592	7	8.431	1:30.825	7	11.275	1:28.990	7	14.082	1:28.681
7	3.445	1:33.052	7	4.854	1:28.223	7	6.346	1:28.166	30	9.116	1:30.293	30	12.092	1:29.122	30	15.602	1:29.384
30	3.968	1:33.575	30	5.798	1:28.644	30	7.563	1:28.439	74	14.019	1:31.730	74	18.403	1:30.530	74	23.204	1:30.675
74	4.769	1:34.376	74	7.868	1:29.913	74	11.029	1:29.835	32	1 LAP	1:59.130	117	25.671	1:32.410	117	30.149	1:30.352
117	5.830	1:35.437	117	10.145	1:31.129	117	15.622	1:32.151	117	19.407	1:32.525	5	25.987	1:32.340	5	30.822	1:30.709
5	7.935	1:37.542	5	12.964	1:31.843	5	17.711	1:31.421	5	19.793	1:30.822	9	27.028	1:32.120	9	31.897	1:30.743
9	8.871	1:38.478	9	14.059	1:32.002	9	18.509	1:31.124	9	21.054	1:31.285	42	27.895	1:31.956	42	32.731	1:30.710
42	9.699	1:39.306	42	15.037	1:32.152	42	19.650	1:31.287	42	22.085	1:31.175	1	29.328	1:31.506	1	34.078	1:30.624
1	10.187	1:39.794	1	15.567	1:32.194	1	20.794	1:31.901	1	23.968	1:31.914	32	1 LAP	1:57.570	93	1:05.566	1:37.810
93	15.795	1:45.402	93	25.385	1:36.404	93	35.757	1:37.046	93	44.212	1:37.195	93	53.630	1:35.564	32	1 LAP	1:57.209
21	21.307	1:50.914	21	36.822	1:42.329	41	50.696	1:40.324	41	1:01.300	1:39.344	41	1:14.427	1:39.273	41	1:27.853	1:39.300
28	22.408	1:52.015	41	37.046	1:41.134	21	51.873	1:41.725	21	1:03.894	1:40.761	21	1:17.903	1:40.155			
41	22.726	1:52.333	28	38.803	1:43.209	28	54.317	1:42.188	28	1:07.304	1:41.727	28	1:23.067	1:41.909			
82	28.510	1:58.117	32	1:13.541	1:59.963												
32	40.392	2:09.999															

Session Start: 15:14:09 - Finish: 15:34:37
Weather/Track Conditions: Sun / Dry
Circuit: Brands Hatch Grand Prix Circuit
Track Length: 3.916 Km - 2.4330 miles

Legends of Brands Hatch Superprix - 1 - 2 Jul 2017

HSCC Derek Bell Trophy

Race 12 - Lap Chart

Lap 7			Lap 8			Lap 9			Lap 10			Lap 11			Lap 12		
NO	Behind	Laptime	NO	Behind	Laptime	NO	Behind	Laptime	NO	Behind	Laptime	NO	Behind	Laptime	NO	Behind	Laptime
54		1:29.133	54		1:27.878	54		1:25.255	54		1:27.921	54		1:25.170	54		1:29.385
21	1 LAP	1:40.483	41	1 LAP	1:39.323	7	22.579	1:30.699	93	1 LAP	1:36.994	7	27.144	1:28.216	32	3 LAPS	1:54.643
28	1 LAP	1:42.392	7	17.135	1:30.319	30	24.081	1:30.763	7	24.098	1:29.440	30	29.353	1:29.087	7	26.398	1:28.639
7	14.694	1:29.745	30	18.573	1:30.827	41	1 LAP	1:42.330	30	25.436	1:29.276	74	42.153	1:30.787	30	29.111	1:29.143
30	15.624	1:29.155	21	1 LAP	1:43.375	74	33.614	1:31.280	74	36.536	1:30.843	117	46.325	1:29.998	74	43.018	1:30.250
74	24.766	1:30.695	32	2 LAPS	1:58.968	21	1 LAP	1:41.214	41	1 LAP	1:40.824	5	47.004	1:30.366	117	47.191	1:30.251
117	31.733	1:30.717	28	1 LAP	1:42.199	117	39.029	1:30.350	117	41.497	1:30.389	9	52.101	1:31.263	5	47.614	1:29.995
5	32.011	1:30.322	74	27.589	1:30.701	5	40.116	1:30.923	5	41.808	1:29.613	42	53.263	1:30.632	9	53.692	1:30.976
9	33.769	1:31.005	117	33.934	1:30.079	9	42.488	1:30.963	9	46.008	1:31.441	1	53.941	1:30.712	42	54.258	1:30.380
42	34.451	1:30.853	5	34.448	1:30.315	28	1 LAP	1:43.320	42	47.801	1:31.986	41	1 LAP	1:42.720	1	55.301	1:30.745
1	35.690	1:30.745	9	36.780	1:30.889	42	43.736	1:31.193	1	48.399	1:31.520	21	1 LAP	1:39.312	41	1 LAP	1:39.444
93	1:12.408	1:35.975	42	37.798	1:31.225	1	44.800	1:31.178	21	1 LAP	1:42.706	28	1 LAP	1:41.748	21	1 LAP	1:39.127
			1	38.877	1:31.065	32	2 LAPS	1:57.600	28	1 LAP	1:42.313				28	1 LAP	1:42.226
			93	1:20.915	1:36.385				32	2 LAPS	1:54.749						

Session Start: 15:14:09 - Finish: 15:34:37
Weather/Track Conditions: Sun / Dry
Circuit: Brands Hatch Grand Prix Circuit
Track Length: 3.916 Km - 2.4330 miles

MST
Full results available at www.mstworld.com. Email: timing@mstworld.com

Printed : 02-07-2017 - 15:37

Legends of Brands Hatch Superprix - 1 - 2 Jul 2017

HSCC Derek Bell Trophy

Race 12 - Lap Chart

Lap 13			Lap 14		
NO	Behind	Laptime	NO	Behind	Laptime
54		1:29.625	54		1:30.691
7	26.030	1:29.257	28	2 LAPS	1:41.975
30	29.824	1:30.338	7	25.435	1:30.096
74	43.319	1:29.926	30	29.850	1:30.717
117	47.334	1:29.768	74	42.459	1:29.831
5	48.039	1:30.050	117	46.293	1:29.650
32	3 LAPS	1:56.578	5	47.951	1:30.603
9	54.451	1:30.384	42	55.099	1:30.863
42	54.927	1:30.294	9	57.033	1:33.273
1	55.799	1:30.123	1	57.609	1:32.501
41	1 LAP	1:39.166	32	3 LAPS	1:54.088
21	1 LAP	1:37.923	41	1 LAP	1:39.550
			21	1 LAP	1:39.531

Session Start: 15:14:09 - Finish: 15:34:37
Weather/Track Conditions: Sun / Dry
Circuit: Brands Hatch Grand Prix Circuit
Track Length: 3.916 Km - 2.4330 miles

MST
Full results available at www.mstworld.com. Email: timing@mstworld.com

Printed : 02-07-2017 - 15:37

Legends of Brands Hatch Superprix - 1 - 2 Jul 2017

HSCC Historic Formula Ford with Avon Tyres, Radio Caroline & Titan Historic Racing

Race 13 - Classification

Sheet No:

POS	NO	DRIVER/S	CLASS	CLASS POS	CAR MAKE / MODEL	TIME	LAPS	GAP	DIFF	MPH	BEST	ON
1	64	Cameron Jackson		1	Lola T200	20:00.881	12	-- 12 laps		87.52	1:38.360	6
2	94	Michael O'Brien		2	Merlyn Mk20	20:01.340	12	0.459	0.459	87.49	1:38.331	10
3	1	Callum Grant		3	Merlyn Mk20A	20:01.474	12	0.593	0.134	87.48	1:38.725	9
4	40	Sam Mitchell		4	Merlyn Mk20	20:02.069	12	1.188	0.595	87.43	1:38.595	12
5	53	Richard Tarling		5	Macon MR8	20:06.791	12	5.910	4.722	87.09	1:39.152	6
6	3	Benn Simms		6	Jomo JMR7	20:06.875	12	5.994	0.084	87.09	1:38.922	4
7	24	Ben Mitchell		7	Merlyn Mk20	20:08.797	12	7.916	1.922	86.95	1:38.903	11
8	73	Ed Thurston		8	Elden Mk8	20:09.776	12	8.895	0.979	86.87	1:39.096	10
9	15	Matthew Wrigley		9	Merlyn Mk11A/20	20:23.076	12	22.195	13.300	85.93	1:40.773	5
10	4	Maxim Bartell		10	Merlyn Mk20A	20:24.394	12	23.513	1.318	85.84	1:39.808	12
11	60	James Buckton		11	Crossle 16F	20:24.644	12	23.763	0.250	85.82	1:39.645	12
12	29	Westie Mitchell	OF	1	Lotus 59	20:25.262	12	24.381	0.618	85.78	1:39.818	11
13	13	Stuart Kestenbaum	OF	2	Crossle 16F	20:40.177	12	39.296	14.915	84.75	1:41.063	3
14	21	Ross Drybrough		12	Merlyn Mk20AS	20:41.940	12	41.059	1.763	84.62	1:41.369	12
15	22	Tim Brise	OF	3	Merlyn Mk20	20:52.380	12	51.499	10.440	83.92	1:42.821	8
16	14	Neil Shinner	OF	4	Merlyn Mk20	20:52.391	12	51.510	0.011	83.92	1:42.039	6
17	58	Michael Grant Peterkin		13	Brabham BT21	20:52.564	12	51.683	0.173	83.91	1:42.038	5
18	56	Roland Svensson	OF	5	Merlyn Mk17	20:52.977	12	52.096	0.413	83.88	1:41.979	7
19	17	Brian Morris	OF	6	Lola T202	20:53.678	12	52.797	0.701	83.84	1:42.804	8
20	36	Rob Smith	OF	7	Merlyn Mk20	20:53.786	12	52.905	0.108	83.83	1:42.015	5
21	66	Andrew Wiggins	OF	8	Titan Mk6	20:56.482	12	55.601	2.696	83.65	1:42.454	6
22	88	Chris Stuart	OF	9	Elden Mk8	20:59.171	12	58.290	2.689	83.47	1:42.453	10
23	20	Kevin Stanzl	OF	10	Crossle 20F	20:59.461	12	58.580	0.290	83.45	1:42.543	10
24	72	Alistair Littlewood		14	Merlyn Mk20A	20:59.868	12	58.987	0.407	83.43	1:42.143	11
25	87	Ian Jeary		15	Elden Mk8	21:02.877	12	1:01.996	3.009	83.23	1:42.237	9
26	75	Daniel Pickett		16	Merlyn Mk20	21:04.290	12	1:03.409	1.413	83.13	1:43.303	9
27	122	Chris Williams		17	Caldwell D9	21:07.709	12	1:06.828	3.419	82.91	1:43.534	12
28	7	Robs Lamplough	OF	11	Winkelmann WDF2	21:09.099	12	1:08.218	1.390	82.82	1:43.842	12
29	177	Peter Hannam	OF	12	Nike Mk6	21:09.774	12	1:08.893	0.675	82.77	1:43.077	10
30	19	Stephen King	OF	13	Macon MR8	21:10.527	12	1:09.646	0.753	82.72	1:42.878	10
31	93	Rudolf Ernst	OF	14	Titan Mk6	21:10.993	12	1:10.112	0.466	82.69	1:42.432	11
32	32	Nigel Adams	OF	15	Lotus 61	20:01.020	11	-- 11 laps	32.712	80.22	1:46.217	9
33	114	Phil Nelson		18	Hawke DL2B	20:03.441	11	2.421	2.421	80.06	1:45.463	9
					NOT CLASSIFIED							
DNF	27	Dick Dixon	OF		Lotus 61	23:15.646	12	-- 12 laps		75.30	1:43.135	8
DNF	82	Lee Penson			Lotus 51A	8:57.987	5	-- 5 laps --	2.414	81.40	1:43.923	5
DNF	81	James Lovett			Lola T200	8:59.670	5	1.683	1.683	81.14	1:43.965	5
DNF	77	Chris Sharples	OF		Palliser WDF1	8:35.660	4	-- 4 laps --	1:19.955	67.94	1:44.300	3
DNF	48	Benn Tilley			Merlyn Mk20	5:10.907	3	-- 3 laps --		84.51	1:40.364	3

FASTEST LAP SUMMARY

NO	DRIVER/S	CLASS	CAR MAKE / MODEL	FASTEST LAP	ON	MPH
94	Michael O'Brien		Merlyn Mk20	1:38.331	10	89.07
29	Westie Mitchell	OF	Lotus 59	1:39.818	11	87.75

Session Start: 15:48:27 - Finish: 16:08:27
Weather/Track Conditions: Sun / Dry
Circuit: Brands Hatch Grand Prix Circuit
Track Length: 3.916 Km - 2.4330 miles

These results are provisional until the conclusion of any judicial and technical matters.

Clerk of the Course:	Timekeeper:	Issued at:
Julian Floyd	Nick Palmer	

MST

Printed : 02-07-2017 - 16:13

Full results available at www.mstworld.com. Email: timing@mstworld.com

Legends of Brands Hatch Superprix - 1 - 2 Jul 2017

HSCC Historic Formula Ford with Avon Tyres, Radio Caroline & Titan Historic Racing

Race 13 - Sector Analysis

1	Callum Grant ( )								Merlyn Mk20A							
lap	Sect-1	Speed	Sect-2	Speed	Sect-3	Speed	Laptime	Pit	lap	Sect-1	Speed	Sect-2	Speed	Sect-3	Speed	Laptime	Pit
1		95.6	45.163	81.6	24.472	110.2	1:46.987		7	31.208	94.3	44.747	88.1	24.073	110.2	1:40.028	
2	31.457	94.8	44.090	88.5	23.808	113.0	1:39.355		8	31.467	96.1	44.162	87.5	23.973	111.1	1:39.602	
3	31.395	93.8	44.308	90.3	23.916	110.9	1:39.619		9	31.193	95.6	43.982	88.9	23.550	114.1	1:38.725	
4	31.387	93.6	44.397	86.8	23.958	110.9	1:39.742		10	31.202	95.8	43.950	88.9	23.650	115.1	1:38.802	
5	31.453	96.2	44.531	85.8	23.830	111.8	1:39.814		11	31.287	95.2	43.956	87.9	23.794	114.9	1:39.037	
6	31.263	93.4	44.824	88.7	23.856	111.8	1:39.943		12	31.443	92.2	44.222	88.3	24.155	115.3	1:39.820	

3	Benn Simms ( )								Jomo JMR 7							
lap	Sect-1	Speed	Sect-2	Speed	Sect-3	Speed	Laptime	Pit	lap	Sect-1	Speed	Sect-2	Speed	Sect-3	Speed	Laptime	Pit
1		93.3	45.198	84.4	24.046	116.3	1:47.505		7	31.097	95.5	44.336	92.6	23.825	115.9	1:39.258	
2	32.377	93.4	44.992	93.9	24.036	112.8	1:41.405		8	31.126	95.9	44.631	84.3	24.149	116.3	1:39.906	
3	31.781	90.3	45.432	88.1	23.984	114.3	1:41.197		9	31.599	93.8	44.097	89.8	23.888	113.0	1:39.584	
4	31.086	93.1	43.822	89.9	24.014	114.1	1:38.922		10	31.134	95.8	44.506	94.0	24.080	111.5	1:39.720	
5	31.537	95.5	44.157	91.7	23.959	114.3	1:39.653		11	31.233	93.5	44.159	92.7	23.893	111.8	1:39.285	
6	31.047	95.2	44.201	88.6	23.835	114.1	1:39.083		12	31.591	91.4	45.757	81.3	24.009	113.3	1:41.357	

4	Maxim Bartell ( )								Merlyn Mk20A							
lap	Sect-1	Speed	Sect-2	Speed	Sect-3	Speed	Laptime	Pit	lap	Sect-1	Speed	Sect-2	Speed	Sect-3	Speed	Laptime	Pit
1		94.6	45.205	81.9	24.017	116.7	1:47.704		7	31.583	93.8	45.055	82.8	24.392	114.3	1:41.030	
2	32.296	93.5	45.846	86.1	24.745	112.6	1:42.887		8	32.122	92.9	44.479	89.8	23.952	115.1	1:40.553	
3	31.497	94.2	44.665	86.9	24.158	112.6	1:40.320		9	31.574	94.7	44.389	87.8	24.018	112.0	1:39.981	
4	40.911	93.4	44.759	87.8	24.135	112.4	1:49.805		10	31.417	93.1	44.741	87.9	24.185	112.2	1:40.343	
5	31.506	93.6	44.870	85.8	24.230	112.8	1:40.606		11	31.411	92.7	44.794	87.7	24.151	112.4	1:40.356	
6	31.713	94.0	45.165	82.9	24.123	113.2	1:41.001		12	31.307	92.2	44.348	88.7	24.153	112.8	1:39.808	

7	Robs Lamplough (OF)								Winkelmann WDF2							
lap	Sect-1	Speed	Sect-2	Speed	Sect-3	Speed	Laptime	Pit	lap	Sect-1	Speed	Sect-2	Speed	Sect-3	Speed	Laptime	Pit
1		88.4	48.687	80.6	25.326	111.3	2:00.435		7	32.508	90.7	47.215	81.1	25.174	111.1	1:44.897	
2	32.682	92.1	46.822	80.3	25.344	110.9	1:44.848		8	32.782	91.6	46.272	85.3	25.013	111.7	1:44.067	
3	32.674	92.6	46.444	82.6	25.015	112.0	1:44.133		9	32.349	92.9	46.847	78.4	25.416	109.7	1:44.612	
4	32.525	89.8	47.470	79.1	25.264	112.8	1:45.259		10	32.578	93.0	46.314	84.1	25.019	111.5	1:43.911	
5	32.924	91.1	46.305	81.8	25.141	111.1	1:44.370		11	32.452	92.1	46.547	84.1	25.374	110.9	1:44.373	
6	32.641	90.7	46.414	79.2	25.297	111.5	1:44.352		12	32.536	90.5	45.870	83.6	25.436	109.1	1:43.842	

13	Stuart Kestenbaum (OF)								Crossle 16F							
lap	Sect-1	Speed	Sect-2	Speed	Sect-3	Speed	Laptime	Pit	lap	Sect-1	Speed	Sect-2	Speed	Sect-3	Speed	Laptime	Pit
1		90.6	46.408	83.6	24.721	112.0	1:51.250		7	31.853	92.4	45.972	87.3	24.843	110.2	1:42.668	
2	32.146	92.6	45.084	87.6	24.412	112.2	1:41.642		8	31.912	92.1	45.718	88.4	24.777	109.3	1:42.407	
3	31.649	92.0	45.112	87.9	24.302	113.2	1:41.063		9	31.879	92.0	45.901	88.8	24.835	109.7	1:42.615	
4	32.992	92.1	45.142	87.1	24.552	111.5	1:42.686		10	31.778	93.0	46.402	88.0	24.885	110.0	1:43.065	
5	31.901	92.6	46.024	82.0	24.474	110.4	1:42.399		11	31.709	92.1	46.281	82.4	24.665	110.2	1:42.655	
6	32.394	91.7	47.500	83.7	24.497	110.9	1:44.391		12	32.377	89.2	46.147	85.6	24.812	110.7	1:43.336	

14	Neil Shinner (OF)								Merlyn Mk20							
lap	Sect-1	Speed	Sect-2	Speed	Sect-3	Speed	Laptime	Pit	lap	Sect-1	Speed	Sect-2	Speed	Sect-3	Speed	Laptime	Pit
1		88.8	47.317	71.7	25.631	112.0	1:56.428		7	32.420	93.8	45.938	83.9	24.339	114.3	1:42.697	
2	31.946	93.3	46.011	85.4	24.749	111.5	1:42.706		8	32.803	91.7	45.707	84.4	24.338	117.5	1:42.848	
3	32.147	92.6	45.940	83.6	24.600	112.6	1:42.687		9	32.804	93.6	45.939	81.9	24.469	113.5	1:43.212	
4	34.373	93.0	47.190	81.4	24.587	113.2	1:46.150		10	32.377	93.3	46.997	87.0	24.380	114.3	1:43.754	
5	32.106	91.5	46.506	84.2	24.632	112.2	1:43.244		11	32.656	88.9	46.013	85.5	24.998	112.6	1:43.667	
6	32.216	92.6	45.543	88.1	24.280	114.9	1:42.039		12	32.475	92.7	45.333	86.6	25.151	113.0	1:42.959	

15	Matthew Wrigley ( )								Merlyn Mk11A/20							
lap	Sect-1	Speed	Sect-2	Speed	Sect-3	Speed	Laptime	Pit	lap	Sect-1	Speed	Sect-2	Speed	Sect-3	Speed	Laptime	Pit
1		91.2	45.528	85.9	24.688	111.5	1:49.747		7	31.833	91.5	44.964	88.7	24.900	109.7	1:41.697	
2	32.442	92.5	45.277	88.9	24.528	111.3	1:42.247		8	31.728	92.2	44.842	88.9	24.691	109.8	1:41.261	
3	31.734	92.0	44.779	88.6	24.294	112.0	1:40.807		9	31.589	91.6	44.841	88.3	24.539	110.0	1:40.969	
4	32.274	91.7	44.640	88.8	24.345	110.9	1:41.259		10	31.674	92.0	44.802	90.4	24.489	110.4	1:40.965	
5	31.479	92.7	44.735	87.3	24.559	110.2	1:40.773		11	31.486	91.7	44.745	90.5	24.649	110.0	1:40.880	
6	31.648	92.0	45.101	87.8	24.702	110.0	1:41.451		12	31.659	90.7	44.713	89.4	24.648	110.0	1:41.020	

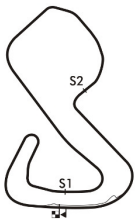

Session Start: 15:48:27 - Finish: 16:08:27
Weather/Track Conditions: Sun / Dry
Circuit: Brands Hatch Grand Prix Circuit
Track Length: 3.916 Km - 2.4330 miles

MST

Full results available at www.mstworld.com. Email: timing@mstworld.com

Printed : 02-07-2017 - 16:17

Legends of Brands Hatch Superprix - 1 - 2 Jul 2017

HSCC Historic Formula Ford with Avon Tyres, Radio Caroline & Titan Historic Racing

Race 13 - Sector Analysis

17	Brian Morris (OF)								Lola T202							
lap	Sect-1	Speed	Sect-2	Speed	Sect-3	Speed	Laptime	Pit	lap	Sect-1	Speed	Sect-2	Speed	Sect-3	Speed	Laptime	Pit
1		83.2	46.924	84.2	25.438	110.6	1:53.601		7	32.399	92.9	45.566	83.2	24.844	109.5	1:42.809	
2	31.789	89.8	46.262	81.8	25.260	110.4	1:43.311		8	32.178	88.9	45.912	87.0	24.714	109.8	1:42.804	
3	32.377	90.7	45.908	78.5	24.927	115.3	1:43.212		9	32.963	87.2	46.010	80.4	24.716	112.0	1:43.689	
4	34.260	91.0	47.293	85.9	24.620	110.9	1:46.173		10	31.905	92.0	47.280	86.5	24.805	112.2	1:43.990	
5	32.027	91.9	45.884	80.3	25.277	110.2	1:43.188		11	32.866	84.2	46.438	84.0	25.011	113.3	1:44.315	
6	32.400	92.6	45.842	82.8	24.726	112.8	1:42.968		12	32.936	92.9	45.643	84.5	25.039	111.1	1:43.618	

19	Stephen King (OF)								Macon MR8							
lap	Sect-1	Speed	Sect-2	Speed	Sect-3	Speed	Laptime	Pit	lap	Sect-1	Speed	Sect-2	Speed	Sect-3	Speed	Laptime	Pit
1		88.0	50.369	77.7	25.394	109.7	2:02.519		7	32.999	90.7	47.501	80.8	25.228	108.4	1:45.728	
2	32.866	89.1	46.981	81.5	25.388	109.7	1:45.235		8	32.783	91.2	46.368	82.9	25.024	110.0	1:44.175	
3	32.651	90.0	46.918	83.0	25.418	109.5	1:44.987		9	32.166	91.5	46.347	84.0	24.976	109.7	1:43.489	
4	32.941	89.8	47.649	77.6	25.337	108.6	1:45.927		10	32.201	89.7	46.065	82.5	24.612	110.7	1:42.878	
5	32.360	91.4	47.011	82.0	25.361	108.8	1:44.732		11	32.065	91.4	46.588	83.3	24.650	111.5	1:43.303	
6	32.480	90.6	46.681	78.3	25.246	108.2	1:44.407		12	32.040	92.0	46.124	83.4	24.983	111.3	1:43.147	

20	Kevin Stanzl (OF)								Crossle 20F							
lap	Sect-1	Speed	Sect-2	Speed	Sect-3	Speed	Laptime	Pit	lap	Sect-1	Speed	Sect-2	Speed	Sect-3	Speed	Laptime	Pit
1		88.8	47.179	81.3	25.990	110.6	1:56.851		7	32.677	92.2	46.977	83.0	25.172	109.5	1:44.826	
2	32.584	92.4	46.460	85.9	24.804	113.5	1:43.848		8	32.535	92.0	46.174	83.4	25.059	110.2	1:43.768	
3	32.080	93.9	47.205	79.7	24.902	114.1	1:44.187		9	32.287	92.6	45.797	84.0	24.795	111.3	1:42.879	
4	34.147	92.0	46.374	82.5	24.931	113.3	1:45.452		10	32.118	93.5	45.771	86.0	24.654	113.7	1:42.543	
5	32.859	94.2	46.217	82.5	24.988	113.0	1:44.064		11	32.085	92.9	45.846	84.5	24.914	109.8	1:42.845	
6	32.546	93.8	46.906	82.0	25.182	109.5	1:44.634		12	32.553	93.4	45.983	85.9	25.028	113.2	1:43.564	

21	Ross Drybrough ( )								Merlyn Mk20AS							
lap	Sect-1	Speed	Sect-2	Speed	Sect-3	Speed	Laptime	Pit	lap	Sect-1	Speed	Sect-2	Speed	Sect-3	Speed	Laptime	Pit
1		89.4	47.832	85.4	24.877	113.0	1:52.993		7	31.884	92.9	45.459	83.7	24.614	110.7	1:41.957	
2	32.086	91.2	46.384	84.4	24.717	113.7	1:43.187		8	31.462	93.9	45.717	78.4	24.720	110.6	1:41.899	
3	32.379	92.2	46.380	82.9	25.225	103.4	1:43.984		9	32.070	92.2	45.297	86.3	24.604	111.5	1:41.971	
4	34.371	91.5	45.822	85.0	25.076	113.5	1:45.269		10	31.690	93.9	45.145	87.8	24.653	111.8	1:41.488	
5	32.155	91.2	46.338	83.1	25.328	110.7	1:43.821		11	31.845	92.9	45.188	87.3	24.575	112.2	1:41.608	
6	32.310	94.2	45.411	87.6	24.673	110.9	1:42.394		12	31.677	93.5	45.186	86.2	24.506	111.5	1:41.369	

22	Tim Brise (OF)								Merlyn Mk20							
lap	Sect-1	Speed	Sect-2	Speed	Sect-3	Speed	Laptime	Pit	lap	Sect-1	Speed	Sect-2	Speed	Sect-3	Speed	Laptime	Pit
1		92.6	46.781	89.3	24.807	111.3	1:52.468		7	32.208	93.1	45.656	89.5	24.980	110.6	1:42.844	
2	32.382	91.5	46.206	87.6	25.094	110.9	1:43.682		8	32.133	91.5	45.687	88.1	25.001	109.7	1:42.821	
3	32.339	91.6	46.038	86.7	25.547	110.0	1:43.924		9	32.489	91.4	45.896	87.7	25.311	110.0	1:43.696	
4	33.781	91.7	46.085	85.8	25.381	109.5	1:45.247		10	31.911	91.6	46.578	86.6	25.315	110.6	1:43.804	
5	32.129	92.2	46.118	86.9	25.667	109.3	1:43.914		11	32.704	89.9	45.725	86.8	25.307	110.7	1:43.736	
6	32.266	91.9	45.969	88.8	24.837	111.3	1:43.072		12	32.085	91.4	45.663	86.6	25.424	110.0	1:43.172	

24	Ben Mitchell ( )								Merlyn Mk20							
lap	Sect-1	Speed	Sect-2	Speed	Sect-3	Speed	Laptime	Pit	lap	Sect-1	Speed	Sect-2	Speed	Sect-3	Speed	Laptime	Pit
1		93.4	45.419	87.9	24.519	109.5	1:46.883		7	31.297	93.5	45.145	87.6	24.242	110.2	1:40.684	
2	32.694	91.1	45.972	91.1	23.963	112.6	1:42.629		8	31.262	93.8	44.049	91.5	23.925	111.1	1:39.236	
3	31.371	93.4	45.338	94.3	24.651	111.7	1:41.360		9	31.000	93.6	44.060	93.1	23.882	111.3	1:38.942	
4	32.316	93.6	44.692	92.2	23.891	114.3	1:40.899		10	31.081	93.6	44.323	93.1	23.846	111.8	1:39.250	
5	31.186	94.8	44.643	90.7	23.952	111.8	1:39.781		11	31.010	93.8	44.062	92.3	23.831	111.7	1:38.903	
6	31.666	93.0	45.183	91.5	24.105	111.3	1:40.954		12	31.047	93.4	44.395	91.2	23.834	111.8	1:39.276	

27	Dick Dixon (OF)								Lotus 61							
lap	Sect-1	Speed	Sect-2	Speed	Sect-3	Speed	Laptime	Pit	lap	Sect-1	Speed	Sect-2	Speed	Sect-3	Speed	Laptime	Pit
1		88.6	47.558	77.6	25.495	110.2	1:57.054		7	32.749	91.7	47.655	81.8	25.001	109.5	1:45.405	
2	33.331	89.8	46.409	76.9	24.982	111.5	1:44.722		8	32.653	91.6	45.716	80.0	24.766	113.0	1:43.135	
3	32.626	91.2	46.462	82.5	24.815	111.5	1:43.903		9	32.083	89.2	46.292	80.5	24.807	113.0	1:43.182	
4	33.765	91.4	47.149	80.3	25.424	112.8	1:46.338		10	32.337	93.4	46.063	83.2	25.117	110.0	1:43.517	
5	32.624	89.3	46.043	82.0	24.889	110.7	1:43.556		11	32.398	91.9	46.703	78.1	24.709	111.8	1:43.810	
6	32.626	91.7	47.027	78.7	25.478	112.8	1:45.131		12	32.121	91.4	47.050	62.9	In		3:55.893	P

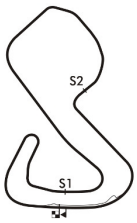

Session Start: 15:48:27 - Finish: 16:08:27
Weather/Track Conditions: Sun / Dry
Circuit: Brands Hatch Grand Prix Circuit
Track Length: 3.916 Km - 2.4330 miles

Legends of Brands Hatch Superprix - 1 - 2 Jul 2017

HSCC Historic Formula Ford with Avon Tyres, Radio Caroline & Titan Historic Racing

Race 13 - Sector Analysis

29 Westie Mitchell (OF) — Lotus 59

lap	Sect-1	Speed	Sect-2	Speed	Sect-3	Speed	Laptime	Pit	lap	Sect-1	Speed	Sect-2	Speed	Sect-3	Speed	Laptime	Pit
1		90.6	46.676	92.1	24.551	113.2	1:51.708		7	31.607	93.3	45.178	85.1	24.503	111.8	1:41.288	
2	31.924	92.7	45.248	84.8	24.520	113.2	1:41.692		8	31.855	92.0	44.763	86.7	24.087	113.3	1:40.705	
3	31.655	92.7	44.968	86.5	24.119	115.3	1:40.742		9	31.409	93.5	44.726	89.8	24.132	113.0	1:40.267	
4	33.812	93.1	44.629	88.8	24.275	113.5	1:42.716		10	31.653	92.6	44.661	91.3	24.402	111.8	1:40.716	
5	31.947	94.0	46.050	86.6	24.202	113.2	1:42.199		11	31.454	92.7	44.171	90.4	24.193	114.5	1:39.818	
6	32.931	92.7	46.008	85.8	24.540	111.8	1:43.479		12	31.469	92.9	44.550	91.8	23.913	112.8	1:39.932	

32 Nigel Adams (OF) — Lotus 61

lap	Sect-1	Speed	Sect-2	Speed	Sect-3	Speed	Laptime	Pit	lap	Sect-1	Speed	Sect-2	Speed	Sect-3	Speed	Laptime	Pit
1		87.8	49.759	81.1	25.704	109.3	2:03.160		7	33.704	88.7	47.752	81.8	25.527	108.2	1:46.983	
2	33.727	91.2	48.300	81.4	25.641	110.2	1:47.668		8	33.394	90.7	47.513	83.2	25.449	108.2	1:46.356	
3	34.076	89.8	48.170	79.9	25.821	108.9	1:48.067		9	33.239	89.7	47.456	83.1	25.522	108.2	1:46.217	
4	35.732	73.7	49.844	79.3	25.570	108.1	1:51.146		10	34.406	88.0	47.399	82.0	25.738	108.9	1:47.543	
5	33.429	92.2	48.045	83.3	25.673	108.4	1:47.147		11	34.310	84.9	47.661	82.4	26.450	105.0	1:48.421	
6	34.844	86.9	48.090	83.4	25.378	108.4	1:48.312		12								

36 Rob Smith (OF) — Merlyn Mk20

lap	Sect-1	Speed	Sect-2	Speed	Sect-3	Speed	Laptime	Pit	lap	Sect-1	Speed	Sect-2	Speed	Sect-3	Speed	Laptime	Pit
1		90.5	46.988	82.4	24.942	114.3	1:54.039		7	32.559	93.5	46.098	81.3	24.407	111.5	1:43.064	
2	32.420	93.0	46.329	77.4	24.685	115.3	1:43.434		8	32.522	92.4	45.846	83.8	24.352	115.3	1:42.720	
3	32.320	93.0	46.319	81.4	24.340	115.1	1:42.979		9	32.575	92.7	45.822	87.7	25.277	108.2	1:43.674	
4	34.410	93.3	48.396	85.8	24.258	111.3	1:47.064		10	32.870	92.5	47.419	83.2	24.326	115.5	1:44.615	
5	31.759	93.4	45.289	73.9	24.967	112.2	1:42.015		11	32.611	89.9	45.624	87.1	24.933	112.2	1:43.168	
6	32.755	93.6	45.769	84.3	24.526	116.3	1:43.050		12	32.942	93.3	45.921	83.7	25.101	108.8	1:43.964	

40 Sam Mitchell ( ) — Merlyn Mk20

lap	Sect-1	Speed	Sect-2	Speed	Sect-3	Speed	Laptime	Pit	lap	Sect-1	Speed	Sect-2	Speed	Sect-3	Speed	Laptime	Pit
1		90.3	45.494	84.6	24.069	110.2	1:46.138		7	31.395	96.2	44.767	84.1	24.068	114.5	1:40.230	
2	31.402	93.5	44.672	87.7	24.093	110.9	1:40.167		8	31.038	93.6	45.943	83.6	24.138	114.7	1:41.119	
3	31.705	95.5	44.252	88.0	23.723	114.1	1:39.680		9	31.238	95.8	43.984	93.0	23.819	113.5	1:39.041	
4	31.486	87.7	44.518	90.3	23.767	114.9	1:39.771		10	30.775	95.6	44.021	92.7	24.153	113.3	1:38.949	
5	31.274	93.8	44.475	90.4	24.039		1:39.788		11	31.009	95.2	44.008	90.0	23.675	114.1	1:38.692	
6	31.402	92.6	44.465	92.3	24.032	111.1	1:39.899		12	31.053	94.4	43.492	93.5	24.050	113.9	1:38.595	

48 Benn Tilley ( ) — Merlyn Mk20

lap	Sect-1	Speed	Sect-2	Speed	Sect-3	Speed	Laptime	Pit	lap	Sect-1	Speed	Sect-2	Speed	Sect-3	Speed	Laptime	Pit
1		93.4	45.217	90.4	24.238	114.7	1:47.442		3	31.112	93.9	44.735	88.4	24.517	110.6	1:40.364	
2	32.306	92.5	46.164	93.5	24.631	112.0	1:43.101		4								

53 Richard Tarling ( ) — Macon MR8

lap	Sect-1	Speed	Sect-2	Speed	Sect-3	Speed	Laptime	Pit	lap	Sect-1	Speed	Sect-2	Speed	Sect-3	Speed	Laptime	Pit
1		93.5	45.191	85.5	24.318	113.9	1:47.280		7	31.140	94.0	44.170	92.6	24.002	113.3	1:39.312	
2	32.257	90.4	45.095	92.1	24.194	110.9	1:41.546		8	31.035	95.4	44.615	89.8	24.234	111.8	1:39.884	
3	31.228	93.0	44.374	91.5	24.177	111.5	1:39.779		9	31.203	93.1	44.377	93.1	24.056	113.5	1:39.636	
4	31.225	93.5	44.461	90.1	24.570	111.5	1:40.256		10	31.077	94.4	45.071	93.4	23.909	115.3	1:40.057	
5	31.558	94.4	44.088	91.1	23.917	113.2	1:39.563		11	31.257	94.8	44.270	91.7	23.881	113.9	1:39.408	
6	31.027	94.0	44.112	92.5	24.013	111.7	1:39.152		12	31.366	92.7	45.382	92.0	24.170	112.0	1:40.918	

56 Roland Svensson (OF) — Merlyn Mk17

lap	Sect-1	Speed	Sect-2	Speed	Sect-3	Speed	Laptime	Pit	lap	Sect-1	Speed	Sect-2	Speed	Sect-3	Speed	Laptime	Pit
1		90.5	46.918	82.2	25.294	111.5	1:53.717		7	31.673	94.8	46.006	87.8	24.300	116.3	1:41.979	
2	32.211	95.1	46.242	87.7	24.926	115.3	1:43.379		8	32.308	94.0	45.596	85.1	24.510	115.9	1:42.414	
3	32.506	91.7	46.229	88.5	24.511	114.5	1:43.246		9	32.713	94.6	46.463	86.7	24.276	111.8	1:43.452	
4	35.048	95.0	48.273	87.5	24.533	113.9	1:47.854		10	32.576	94.6	47.134	89.1	24.669	115.3	1:44.379	
5	31.991	95.8	46.875	88.8	24.356	115.3	1:43.222		11	31.979	94.2	46.104	88.9	25.024	113.2	1:43.107	
6	32.258	93.0	45.978	90.6	24.679	113.3	1:42.915		12	32.675	88.5	46.120	87.0	24.518	108.4	1:43.313	

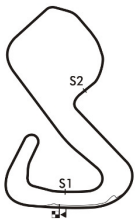

Session Start: 15:48:27 - Finish: 16:08:27
Weather/Track Conditions: Sun / Dry
Circuit: Brands Hatch Grand Prix Circuit
Track Length: 3.916 Km - 2.4330 miles

Legends of Brands Hatch Superprix - 1 - 2 Jul 2017

HSCC Historic Formula Ford with Avon Tyres, Radio Caroline & Titan Historic Racing

Race 13 - Sector Analysis

58 Michael Grant Peterkin ( ) — Brabham BT21

lap	Sect-1	Speed	Sect-2	Speed	Sect-3	Speed	Laptime	Pit	lap	Sect-1	Speed	Sect-2	Speed	Sect-3	Speed	Laptime	Pit
1		90.1	46.459	81.9	25.000	113.9	1:53.821		7	32.239	94.0	46.052	85.6	24.476	114.1	1:42.767	
2	32.428	94.0	46.263	86.2	24.779	115.3	1:43.470		8	32.126	93.1	46.144	84.7	24.426	114.5	1:42.696	
3	32.686	94.2	46.470	79.7	24.690	114.3	1:43.846		9	32.736	90.4	46.393	82.7	24.611	113.0	1:43.740	
4	34.580	93.6	47.073	83.0	24.734	111.3	1:46.387		10	31.982	93.8	46.489	87.1	25.137	113.3	1:43.608	
5	31.914	93.9	45.473	77.7	24.651	114.3	1:42.038		11	32.835	90.0	45.862	85.3	25.432	113.5	1:44.129	
6	32.426	92.9	46.374	84.2	24.342	116.9	1:43.142		12	32.553	92.5	45.385	87.2	24.982	112.4	1:42.920	

60 James Buckton ( ) — Crossle 16F

lap	Sect-1	Speed	Sect-2	Speed	Sect-3	Speed	Laptime	Pit	lap	Sect-1	Speed	Sect-2	Speed	Sect-3	Speed	Laptime	Pit
1		93.9	45.056	89.4	24.873	110.4	1:48.817		7	31.393	93.0	45.469	87.5	24.431	109.3	1:41.293	
2	31.629	94.6	45.934	91.7	24.588	111.5	1:42.151		8	31.741	92.7	44.718	91.6	24.125	110.4	1:40.584	
3	31.589	95.2	44.758	86.7	24.253	114.5	1:40.600		9	31.439	92.5	45.005	89.4	23.889	113.3	1:40.333	
4	39.234	92.4	44.884	93.1	24.110	110.4	1:48.228		10	31.316	95.5	44.818	85.1	24.109	114.7	1:40.243	
5	31.379	92.9	44.671	89.9	23.920	112.0	1:39.970		11	31.399	95.5	44.930	90.3	24.263	113.2	1:40.592	
6	31.931	92.9	45.986	87.3	24.271	109.8	1:42.188		12	31.275	93.9	44.393	89.5	23.977	112.4	1:39.645	

64 Cameron Jackson ( ) — Lola T200

lap	Sect-1	Speed	Sect-2	Speed	Sect-3	Speed	Laptime	Pit	lap	Sect-1	Speed	Sect-2	Speed	Sect-3	Speed	Laptime	Pit
1		94.2	44.553	86.8	24.661	112.2	1:48.816		7	30.956	97.2	44.750	84.2	24.274	113.7	1:39.980	
2	31.333	91.7	44.950	88.4	23.870	112.4	1:40.153		8	31.095	96.7	44.148	86.7	23.798	113.3	1:39.041	
3	31.840	89.3	45.173	88.3	23.806	113.7	1:40.819		9	30.848	93.9	44.040	92.0	23.832	110.6	1:38.720	
4	30.709	95.5	43.951	86.6	24.517	112.0	1:39.177		10	30.830	94.0	44.090	91.2	23.839	111.5	1:38.759	
5	31.086	95.0	43.828	89.5	23.854	112.2	1:38.768		11	30.750	94.7	43.981	91.6	23.736	112.2	1:38.467	
6	30.954	94.8	43.823	90.6	23.583	116.3	1:38.360		12	30.784	93.9	44.380	84.7	24.657	109.8	1:39.821	

66 Andrew Wiggins (OF) — Titan Mk6

lap	Sect-1	Speed	Sect-2	Speed	Sect-3	Speed	Laptime	Pit	lap	Sect-1	Speed	Sect-2	Speed	Sect-3	Speed	Laptime	Pit
1		82.9	47.451	77.2	26.095	110.7	1:56.706		7	32.193	92.5	46.355	82.6	25.175	109.5	1:43.723	
2	32.502	91.7	46.267	81.4	24.831	113.0	1:43.600		8	32.163	91.9	46.204	83.5	24.943	109.3	1:43.310	
3	32.031	94.2	46.638	79.9	25.396	110.4	1:44.065		9	32.424	92.2	46.648	80.8	25.240	109.8	1:44.312	
4	33.558	89.8	46.354	84.2	25.213	110.0	1:45.125		10	32.568	91.9	46.408	78.7	25.162	110.0	1:44.138	
5	32.356	91.0	46.143	81.3	24.884	111.3	1:43.383		11	32.223	91.9	46.129	80.3	24.723	110.6	1:43.075	
6	31.936	92.4	45.769	83.1	24.749	111.1	1:42.454		12	32.094	93.1	45.666	84.1	24.831	110.4	1:42.591	

72 Alistair Littlewood ( ) — Merlyn Mk20A

lap	Sect-1	Speed	Sect-2	Speed	Sect-3	Speed	Laptime	Pit	lap	Sect-1	Speed	Sect-2	Speed	Sect-3	Speed	Laptime	Pit
1		90.1	47.735	77.9	25.262	112.2	1:57.077		7	32.551	92.5	46.146	77.8	25.165	111.8	1:43.862	
2	32.815	91.9	46.275	80.5	24.634	113.2	1:43.724		8	32.607	90.7	46.847	82.6	25.302	110.7	1:44.756	
3	32.449	92.6	46.928	79.3	24.836	112.4	1:44.213		9	32.666	92.1	46.484	83.7	24.956	111.1	1:44.106	
4	34.161	88.0	46.419	80.9	24.934	111.8	1:45.514		10	32.554	92.9	45.858	83.7	24.795	111.5	1:43.207	
5	32.218	93.9	46.423	80.9	24.898	111.7	1:43.539		11	32.050	91.4	45.493	83.1	24.600	113.3	1:42.143	
6	31.895	92.6	45.510	80.0	25.047	110.7	1:42.452		12	32.266	92.5	45.986	80.2	27.023	109.3	1:45.275	

73 Ed Thurston ( ) — Elden Mk8

lap	Sect-1	Speed	Sect-2	Speed	Sect-3	Speed	Laptime	Pit	lap	Sect-1	Speed	Sect-2	Speed	Sect-3	Speed	Laptime	Pit
1		93.4	45.470	85.0	23.760	115.7	1:49.948		7	31.629	94.7	44.543	86.9	24.547	109.7	1:40.719	
2	31.835	93.6	44.913	84.8	24.298	114.9	1:41.046		8	31.644	92.6	44.161	86.9	23.841	113.3	1:39.646	
3	31.327	95.9	44.734	87.2	24.345	114.3	1:40.406		9	31.187	94.8	44.150	89.9	23.800	113.0	1:39.137	
4	31.704	93.0	44.382	91.0	24.033	111.3	1:40.119		10	31.169	94.8	44.117	88.7	23.810	113.9	1:39.096	
5	31.375	93.6	44.951	85.3	23.871	115.7	1:40.197		11	31.076	95.1	44.439	89.2	23.802	113.0	1:39.317	
6	31.635	93.4	45.378	86.0	23.879	113.9	1:40.892		12	31.318	94.2	44.164	87.9	23.771	113.3	1:39.253	

75 Daniel Pickett ( ) — Merlyn Mk20

lap	Sect-1	Speed	Sect-2	Speed	Sect-3	Speed	Laptime	Pit	lap	Sect-1	Speed	Sect-2	Speed	Sect-3	Speed	Laptime	Pit
1		90.0	47.525	75.6	25.201	110.0	1:55.651		7	32.900	90.0	47.352	82.3	25.093	110.6	1:45.345	
2	32.352	91.5	47.185	82.6	24.917	110.0	1:44.454		8	32.376	91.2	46.390	83.1	24.828	110.4	1:43.594	
3	32.120	91.4	47.557	82.7	25.001	111.5	1:44.678		9	32.268	91.6	46.179	82.4	24.856	110.6	1:43.303	
4	34.020	89.9	46.320	80.9	25.059	110.9	1:45.399		10	32.163	91.4	46.193	84.2	25.545	109.7	1:43.901	
5	32.345	91.6	46.460	84.2	25.052	109.8	1:43.857		11	32.667	91.7	46.065	84.6	25.000	107.2	1:43.732	
6	32.711	92.0	48.031	81.2	25.181	109.7	1:45.923		12	32.541	91.9	46.558	81.0	25.354	110.2	1:44.453	

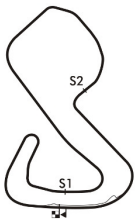

Session Start: 15:48:27 - Finish: 16:08:27
Weather/Track Conditions: Sun / Dry
Circuit: Brands Hatch Grand Prix Circuit
Track Length: 3.916 Km - 2.4330 miles

MST

Legends of Brands Hatch Superprix - 1 - 2 Jul 2017

HSCC Historic Formula Ford with Avon Tyres, Radio Caroline & Titan Historic Racing

Race 13 - Sector Analysis

77	Chris Sharples (OF)								Palliser WDF1								
lap	Sect-1	Speed	Sect-2	Speed	Sect-3	Speed	Laptime	Pit	lap	Sect-1	Speed	Sect-2	Speed	Sect-3	Speed	Laptime	Pit
1		88.7	47.553	79.3	25.280	110.9	1:58.482		3	32.365	90.3	46.893	77.6	25.042	110.4	1:44.300	
2	32.762	90.0	47.376	82.6	25.014	111.3	1:45.152		4	33.286	75.8	52.588	66.8	In		3:07.726	P

81	James Lovett ( )								Lola T200								
lap	Sect-1	Speed	Sect-2	Speed	Sect-3	Speed	Laptime	Pit	lap	Sect-1	Speed	Sect-2	Speed	Sect-3	Speed	Laptime	Pit
1		85.4	48.490	82.7	25.154	110.6	2:00.712		4	32.673	87.2	47.916	83.1	25.061	109.8	1:45.650	
2	32.765	92.1	47.125	85.0	25.224	111.1	1:45.114		5	32.530	91.7	46.481	85.6	24.954	111.3	1:43.965	
3	32.645	91.7	46.626	82.0	24.958	111.3	1:44.229		6								

82	Lee Penson ( )								Lotus 51A								
lap	Sect-1	Speed	Sect-2	Speed	Sect-3	Speed	Laptime	Pit	lap	Sect-1	Speed	Sect-2	Speed	Sect-3	Speed	Laptime	Pit
1		90.9	48.238	82.2	25.437	110.2	1:59.780		4	32.443	92.7	47.989	78.5	25.081	112.8	1:45.513	
2	32.310	90.3	47.226	81.7	24.997	110.4	1:44.533		5	32.658	92.5	46.409	83.6	24.856	112.4	1:43.923	
3	32.322	90.4	46.870	79.9	25.046	112.0	1:44.238		6								

87	Ian Jeary ( )								Elden Mk8								
lap	Sect-1	Speed	Sect-2	Speed	Sect-3	Speed	Laptime	Pit	lap	Sect-1	Speed	Sect-2	Speed	Sect-3	Speed	Laptime	Pit
1		88.0	47.534	77.6	25.271	111.3	1:57.372		7	32.342	90.9	48.316	81.2	24.946	109.7	1:45.604	
2	32.847	90.7	46.297	80.4	25.324	107.9	1:44.468		8	32.637	91.6	46.070	82.0	24.823	110.0	1:43.530	
3	32.793	87.7	46.581	81.0	25.379	110.7	1:44.753		9	31.936	90.1	45.529	82.7	24.772	112.2	1:42.237	
4	33.466	90.6	48.552	81.2	25.279	108.8	1:47.297		10	32.242	93.5	46.242	83.0	25.039	112.6	1:43.523	
5	32.762	90.7	45.873	85.3	24.984	111.7	1:43.619		11	32.910	90.6	46.080	80.1	25.231	111.7	1:44.221	
6	32.470	91.6	46.535	85.4	24.811	111.5	1:43.816		12	32.064	92.5	45.636	84.4	24.737	109.7	1:42.437	

88	Chris Stuart (OF)								Elden Mk8								
lap	Sect-1	Speed	Sect-2	Speed	Sect-3	Speed	Laptime	Pit	lap	Sect-1	Speed	Sect-2	Speed	Sect-3	Speed	Laptime	Pit
1		89.2	47.984	82.0	25.058	111.8	1:58.794		7	32.713	86.8	46.582	81.4	24.662	111.5	1:43.957	
2	32.715	91.2	46.420	77.2	24.819	113.5	1:43.954		8	32.414	92.9	46.199	83.7	24.682	111.1	1:43.295	
3	32.376	91.0	46.486	82.3	24.839	111.8	1:43.701		9	32.784	93.3	45.637	83.6	24.660	114.1	1:43.081	
4	33.206	92.7	47.396	86.2	24.826	110.7	1:45.428		10	32.370	94.4	45.801	84.6	24.282	115.3	1:42.453	
5	32.081	93.0	46.128	80.9	24.544	115.1	1:42.753		11	32.337	93.5	45.963	86.3	24.399	112.6	1:42.699	
6	32.788	93.5	47.493	80.7	25.501	111.8	1:45.782		12	31.915	91.0	45.507	84.2	25.852	110.4	1:43.274	

93	Rudolf Ernst (OF)								Titan Mk6								
lap	Sect-1	Speed	Sect-2	Speed	Sect-3	Speed	Laptime	Pit	lap	Sect-1	Speed	Sect-2	Speed	Sect-3	Speed	Laptime	Pit
1		84.6	49.382	75.5	25.463	111.3	2:03.319		7	33.356	91.1	48.064	81.2	25.079	109.5	1:46.499	
2	33.919	89.8	46.612	83.3	25.401	110.4	1:45.932		8	32.386	91.4	45.639	85.4	24.802	111.1	1:42.827	
3	32.605	91.5	47.755	87.0	25.320	110.4	1:45.680		9	32.000	90.9	45.935	80.4	24.719	110.7	1:42.654	
4	33.337	86.2	47.362	81.8	25.559	109.7	1:46.258		10	32.525	92.1	46.500	82.0	25.128	110.4	1:44.153	
5	32.385	90.1	46.100	81.8	25.347	110.4	1:43.832		11	31.806	91.7	45.776	76.9	24.850	111.3	1:42.432	
6	32.178	90.3	47.427	81.7	25.117	109.8	1:44.722		12	32.217	91.5	45.677	82.3	24.791	111.8	1:42.685	

94	Michael O'Brien ( )								Merlyn Mk20								
lap	Sect-1	Speed	Sect-2	Speed	Sect-3	Speed	Laptime	Pit	lap	Sect-1	Speed	Sect-2	Speed	Sect-3	Speed	Laptime	Pit
1		90.5	45.708	84.4	24.188	112.6	1:46.991		7	31.536	95.5	44.524	83.0	24.130	115.7	1:40.190	
2	32.046	92.6	44.050	87.0	24.274	112.0	1:40.370		8	31.477	95.0	44.196	89.3	23.987	113.3	1:39.660	
3	31.345	93.5	44.199	86.9	24.114	112.8	1:39.658		9	31.041	93.3	43.879	90.0	23.831	113.3	1:38.751	
4	31.278	93.0	43.991	86.2	24.084	113.7	1:39.353		10	30.894	95.2	43.728	87.0	23.709	115.1	1:38.331	
5	31.346	94.6	44.325	85.3	23.989	113.5	1:39.660		11	31.202	96.2	43.967	86.9	23.893	115.9	1:39.062	
6	31.307	94.6	44.591	84.5	24.010	113.0	1:39.908		12	31.344	91.2	43.852	89.1	24.210	113.7	1:39.406	

114	Phil Nelson ( )								Hawke DL2B								
lap	Sect-1	Speed	Sect-2	Speed	Sect-3	Speed	Laptime	Pit	lap	Sect-1	Speed	Sect-2	Speed	Sect-3	Speed	Laptime	Pit
1		88.2	50.193	84.4	25.605	108.1	2:03.981		7	33.639	90.0	47.695	86.5	25.697	107.0	1:47.031	
2	33.962	90.3	47.763	84.2	25.678	108.6	1:47.403		8	33.961	88.9	47.797	86.6	25.530	107.2	1:47.288	
3	34.150	88.9	47.744	85.9	26.082	108.2	1:47.976		9	32.408	91.0	47.554	86.5	25.501	106.7	1:45.463	
4	35.131	84.0	49.431	86.9	25.758	105.7	1:50.320		10	34.002	87.6	47.617	87.8	25.571	108.9	1:47.190	
5	33.138	88.5	49.049	86.7	25.944	108.1	1:48.131		11	33.784	87.7	48.385	83.0	28.348	106.7	1:50.517	
6	34.505	85.4	48.121	83.7	25.515	108.8	1:48.141		12								

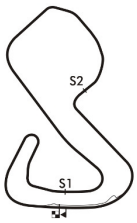

Session Start: 15:48:27 - Finish: 16:08:27
Weather/Track Conditions: Sun / Dry
Circuit: Brands Hatch Grand Prix Circuit
Track Length: 3.916 Km - 2.4330 miles

Legends of Brands Hatch Superprix - 1 - 2 Jul 2017

HSCC Historic Formula Ford with Avon Tyres, Radio Caroline & Titan Historic Racing

Race 13 - Sector Analysis

122	Chris Williams ( )								Caldwell D9								
lap	Sect-1	Speed	Sect-2	Speed	Sect-3	Speed	Laptime	Pit	lap	Sect-1	Speed	Sect-2	Speed	Sect-3	Speed	Laptime	Pit
1		90.3	47.792	82.7	25.153	111.5	1:57.861		7	32.652	85.6	47.111	81.4	24.676	112.2	1:44.439	
2	33.196	90.1	46.397	81.7	25.118	109.7	1:44.711		8	32.991	89.4	46.210	82.6	25.108	110.7	1:44.309	
3	32.995	90.6	46.729	82.3	24.991	110.7	1:44.715		9	32.712	88.9	46.494	84.5	25.168	109.8	1:44.374	
4	33.063	88.9	47.919	83.5	24.984	109.3	1:45.966		10	32.452	89.7	46.834	81.4	24.960	109.7	1:44.246	
5	32.714	89.3	46.135	84.8	25.077	110.2	1:43.926		11	32.332	89.9	46.737	83.1	25.021	110.0	1:44.090	
6	32.715	88.4	47.702	82.0	25.121	109.7	1:45.538		12	32.318	88.5	46.303	82.3	24.913	110.7	1:43.534	

177	Peter Hannam (OF)								Nike Mk6								
lap	Sect-1	Speed	Sect-2	Speed	Sect-3	Speed	Laptime	Pit	lap	Sect-1	Speed	Sect-2	Speed	Sect-3	Speed	Laptime	Pit
1		87.8	48.654	83.0	25.420	108.9	2:01.648		7	32.955	90.7	46.592	88.1	25.107	108.8	1:44.654	
2	33.026	90.1	46.565	84.8	25.135	111.5	1:44.726		8	32.628	89.3	46.421	86.0	25.018	108.8	1:44.067	
3	32.978	89.9	46.398	85.9	25.154	111.5	1:44.530		9	32.695	89.7	46.840	82.9	24.796	109.1	1:44.331	
4	32.730	90.7	47.858	84.7	25.263	109.8	1:45.851		10	32.416	91.0	45.938	86.2	24.723	110.2	1:43.077	
5	32.711	91.9	46.448	88.1	25.307	110.0	1:44.466		11	32.664	90.6	46.059	84.8	24.834	110.6	1:43.557	
6	33.815	89.5	46.851	84.6	25.085	108.8	1:45.751		12	32.400	89.5	45.716	87.2	25.000	109.5	1:43.116	

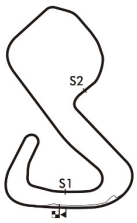

Session Start: 15:48:27 - Finish: 16:08:27
Weather/Track Conditions: Sun / Dry
Circuit: Brands Hatch Grand Prix Circuit
Track Length: 3.916 Km - 2.4330 miles

Legends of Brands Hatch Superprix - 1 - 2 Jul 2017

HSCC Historic Formula Ford with Avon Tyres, Radio Caroline & Titan Historic Racing

Race 13 - Best Sector Times

	SECTOR 1			SECTOR 2			SECTOR 3		
	NO	TIME	LAP	NO	TIME	LAP	NO	TIME	LAP
1	64	30.709	4	40	43.492	12	1	23.550	9
2	40	30.775	10	94	43.728	10	64	23.583	6
3	94	30.894	10	3	43.822	4	40	23.675	11
4	24	31.000	9	64	43.823	6	94	23.709	10
5	53	31.027	6	1	43.950	10	73	23.760	1
6	3	31.047	6	24	44.049	8	3	23.825	7
7	73	31.076	11	53	44.088	5	24	23.831	11
8	48	31.112	3	73	44.117	10	53	23.881	11
9	1	31.193	9	29	44.171	11	60	23.889	9
10	60	31.275	12	4	44.348	12	29	23.913	12
11	4	31.307	12	60	44.393	12	4	23.952	8
12	29	31.409	9	15	44.640	4	48	24.238	1
13	21	31.462	8	48	44.735	3	36	24.258	4
14	15	31.479	5	13	45.084	2	56	24.276	9
15	13	31.649	3	21	45.145	10	14	24.280	6
16	56	31.673	7	36	45.289	5	88	24.282	10
17	36	31.759	5	14	45.333	12	15	24.294	3
18	17	31.789	2	58	45.385	12	13	24.302	3
19	93	31.806	11	72	45.493	11	58	24.342	6
20	72	31.895	6	88	45.507	12	21	24.506	12
21	22	31.911	10	87	45.529	9	72	24.600	11
22	58	31.914	5	17	45.566	7	19	24.612	10
23	88	31.915	12	56	45.596	8	17	24.620	4
24	66	31.936	6	93	45.639	8	20	24.654	10
25	87	31.936	9	22	45.656	7	122	24.676	7
26	14	31.946	2	66	45.666	12	27	24.709	11
27	19	32.040	12	27	45.716	8	93	24.719	9
28	20	32.080	3	177	45.716	12	66	24.723	11
29	27	32.083	9	20	45.771	10	177	24.723	10
30	75	32.120	3	7	45.870	12	87	24.737	12
31	82	32.310	2	19	46.065	10	22	24.807	1
32	122	32.318	12	75	46.065	11	75	24.828	8
33	7	32.349	9	122	46.135	5	82	24.856	5
34	77	32.365	3	82	46.409	5	81	24.954	5
35	177	32.400	12	81	46.481	5	7	25.013	8
36	114	32.408	9	77	46.893	3	77	25.014	2
37	81	32.530	5	32	47.399	10	32	25.378	6
38	32	33.239	9	114	47.554	9	114	25.501	9

IDEAL / BEST LAP COMPARISON

NO	NAME	BEST	IN	IDEAL	DIFF
94	Michael O'Brien	1:38.331	10	1:38.331	+0.000
64	Cameron Jackson	1:38.360	6	1:38.115	+0.245
40	Sam Mitchell	1:38.595	12	1:37.942	+0.653
1	Callum Grant	1:38.725	9	1:38.693	+0.032
24	Ben Mitchell	1:38.903	11	1:38.880	+0.023
3	Benn Simms	1:38.922	4	1:38.694	+0.228
53	Richard Tarling	1:39.152	6	1:38.996	+0.156
60	James Buckton	1:39.645	12	1:39.557	+0.088
4	Maxim Bartell	1:39.808	12	1:39.607	+0.201
29	Westie Mitchell	1:39.818	11	1:39.493	+0.325
15	Matthew Wrigley	1:40.773	5	1:40.413	+0.360
13	Stuart Kestenbaum	1:41.063	3	1:41.035	+0.028
21	Ross Drybrough	1:41.369	12	1:41.113	+0.256
56	Roland Svensson	1:41.979	7	1:41.545	+0.434
36	Rob Smith	1:42.015	5	1:41.306	+0.709
58	Michael Grant Peter	1:42.038	5	1:41.641	+0.397
14	Neil Shinner	1:42.039	6	1:41.559	+0.480
87	Ian Jeary	1:42.237	9	1:42.202	+0.035
93	Rudolf Ernst	1:42.432	11	1:42.164	+0.268
66	Andrew Wiggins	1:42.454	6	1:42.325	+0.129
20	Kevin Stanzl	1:42.543	10	1:42.505	+0.038
17	Brian Morris	1:42.804	8	1:41.975	+0.829
22	Tim Brise	1:42.821	8	1:42.374	+0.447
19	Stephen King	1:42.878	10	1:42.717	+0.161
177	Peter Hannam	1:43.077	10	1:42.839	+0.238
27	Dick Dixon	1:43.135	8	1:42.508	+0.627
75	Daniel Pickett	1:43.303	9	1:43.013	+0.290
122	Chris Williams	1:43.534	12	1:43.129	+0.405
7	Robs Lamplough	1:43.842	12	1:43.232	+0.610
32	Nigel Adams	1:46.217	9	1:46.016	+0.201
73	Ed Thurston	1:39.096	10	1:38.953	+0.143
48	Benn Tilley	1:40.364	3	1:40.085	+0.279
72	Alistair Littlewood	1:42.143	11	1:41.988	+0.155
88	Chris Stuart	1:42.453	10	1:41.704	+0.749
82	Lee Penson	1:43.923	5	1:43.575	+0.348
81	James Lovett	1:43.965	5	1:43.965	+0.000
77	Chris Sharples	1:44.300	3	1:44.272	+0.028
114	Phil Nelson	1:45.463	9	1:45.463	+0.000

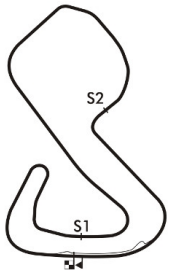

Session Start: 15:48:27 - Finish: 16:08:27
Weather/Track Conditions: Sun / Dry
Circuit: Brands Hatch Grand Prix Circuit
Track Length: 3.916 Km - 2.4330 miles

Legends of Brands Hatch Superprix - 1 - 2 Jul 2017

HSCC Historic Formula Ford with Avon Tyres, Radio Caroline & Titan Historic Racing

Race 13 - Best Sector Speeds

	NO	SECTOR 1	MPH	NO	SECTOR 2	MPH	NO	SECTOR 3	MPH
1	64	Cameron Jackson	97.2	24	Ben Mitchell	94.3	14	Neil Shinner	117.5
2	1	Callum Grant	96.2	3	Benn Simms	94.0	58	Michael Grant Peterkin	116.9
3	40	Sam Mitchell	96.2	40	Sam Mitchell	93.5	4	Maxim Bartell	116.7
4	94	Michael O'Brien	96.2	48	Benn Tilley	93.5	3	Benn Simms	116.3
5	3	Benn Simms	95.9	53	Richard Tarling	93.4	36	Rob Smith	116.3
6	73	Ed Thurston	95.9	60	James Buckton	93.1	56	Roland Svensson	116.3
7	56	Roland Svensson	95.8	29	Westie Mitchell	92.1	64	Cameron Jackson	116.3
8	60	James Buckton	95.5	64	Cameron Jackson	92.0	94	Michael O'Brien	115.9
9	53	Richard Tarling	95.4	73	Ed Thurston	91.0	73	Ed Thurston	115.7
10	24	Ben Mitchell	94.8	56	Roland Svensson	90.6	1	Callum Grant	115.3
11	4	Maxim Bartell	94.7	15	Matthew Wrigley	90.5	17	Brian Morris	115.3
12	88	Chris Stuart	94.4	1	Callum Grant	90.3	29	Westie Mitchell	115.3
13	20	Kevin Stanzl	94.2	94	Michael O'Brien	90.0	53	Richard Tarling	115.3
14	21	Ross Drybrough	94.2	4	Maxim Bartell	89.8	88	Chris Stuart	115.3
15	58	Michael Grant Peterkin	94.2	22	Tim Brise	89.5	40	Sam Mitchell	114.9
16	66	Andrew Wiggins	94.2	13	Stuart Kestenbaum	88.8	48	Benn Tilley	114.7
17	29	Westie Mitchell	94.0	14	Neil Shinner	88.1	60	James Buckton	114.7
18	48	Benn Tilley	93.9	177	Peter Hannam	88.1	24	Ben Mitchell	114.3
19	72	Alistair Littlewood	93.9	21	Ross Drybrough	87.8	20	Kevin Stanzl	114.1
20	14	Neil Shinner	93.8	114	Phil Nelson	87.8	21	Ross Drybrough	113.7
21	36	Rob Smith	93.6	36	Rob Smith	87.7	72	Alistair Littlewood	113.3
22	87	Ian Jeary	93.5	58	Michael Grant Peterkin	87.2	13	Stuart Kestenbaum	113.2
23	27	Dick Dixon	93.4	17	Brian Morris	87.0	27	Dick Dixon	113.0
24	22	Tim Brise	93.1	93	Rudolf Ernst	87.0	66	Andrew Wiggins	113.0
25	7	Robs Lamplough	93.0	88	Chris Stuart	86.3	7	Robs Lamplough	112.8
26	13	Stuart Kestenbaum	93.0	20	Kevin Stanzl	86.0	82	Lee Penson	112.8
27	17	Brian Morris	92.9	81	James Lovett	85.6	87	Ian Jeary	112.6
28	15	Matthew Wrigley	92.7	87	Ian Jeary	85.4	122	Chris Williams	112.2
29	82	Lee Penson	92.7	7	Robs Lamplough	85.3	15	Matthew Wrigley	112.0
30	32	Nigel Adams	92.2	122	Chris Williams	84.8	93	Rudolf Ernst	111.8
31	81	James Lovett	92.1	75	Daniel Pickett	84.6	19	Stephen King	111.5
32	93	Rudolf Ernst	92.1	66	Andrew Wiggins	84.2	75	Daniel Pickett	111.5
33	19	Stephen King	92.0	19	Stephen King	84.0	177	Peter Hannam	111.5
34	75	Daniel Pickett	92.0	72	Alistair Littlewood	83.7	22	Tim Brise	111.3
35	177	Peter Hannam	91.9	82	Lee Penson	83.6	77	Chris Sharples	111.3
36	114	Phil Nelson	91.0	32	Nigel Adams	83.4	81	James Lovett	111.3
37	122	Chris Williams	90.6	27	Dick Dixon	83.2	32	Nigel Adams	110.2
38	77	Chris Sharples	90.3	77	Chris Sharples	82.6	114	Phil Nelson	108.9

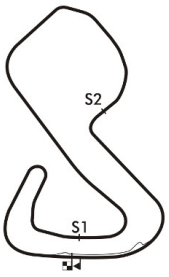

Session Start: 15:48:27 - Finish: 16:08:27
Weather/Track Conditions: Sun / Dry
Circuit: Brands Hatch Grand Prix Circuit
Track Length: 3.916 Km - 2.4330 miles

Legends of Brands Hatch Superprix - 1 - 2 Jul 2017

HSCC Historic Formula Ford with Avon Tyres, Radio Caroline & Titan Historic Racing

Race 13 - Lap Chart

Lap 1			Lap 2			Lap 3			Lap 4			Lap 5			Lap 6		
NO	Behind	Laptime	NO	Behind	Laptime	NO	Behind	Laptime	NO	Behind	Laptime	NO	Behind	Laptime	NO	Behind	Laptime
40		1:46.138	40		1:40.167	1		1:39.619	1		1:39.742	1		1:39.814	40		1:39.899
24	0.745	1:46.883	1	0.037	1:39.355	40	0.024	1:39.680	40	0.053	1:39.771	40	0.027	1:39.788	1	0.017	1:39.943
1	0.849	1:46.987	94	1.056	1:40.370	94	1.058	1:39.658	94	0.669	1:39.353	94	0.515	1:39.660	94	0.497	1:39.908
94	0.853	1:46.991	53	2.521	1:41.546	53	2.644	1:39.779	53	3.158	1:40.256	64	2.216	1:38.768	64	0.650	1:38.360
53	1.142	1:47.280	3	2.605	1:41.405	64	3.827	1:40.819	64	3.262	1:39.177	53	2.907	1:39.563	53	2.133	1:39.152
48	1.304	1:47.442	64	2.664	1:40.153	3	4.146	1:41.197	3	3.326	1:38.922	3	3.165	1:39.653	3	2.322	1:39.083
3	1.367	1:47.505	24	3.207	1:42.629	24	4.911	1:41.360	73	5.816	1:40.119	24	6.035	1:39.781	24	7.063	1:40.954
4	1.566	1:47.704	48	4.238	1:43.101	48	4.946	1:40.364	24	6.068	1:40.899	73	6.199	1:40.197	73	7.165	1:40.892
64	2.678	1:48.816	4	4.286	1:42.887	4	4.950	1:40.320	15	8.357	1:41.259	15	9.316	1:40.773	15	10.841	1:41.451
60	2.679	1:48.817	60	4.663	1:42.151	73	5.439	1:40.406	13	10.938	1:42.686	77	1 LAP	3:07.726	60	16.511	1:42.188
15	3.609	1:49.747	73	4.689	1:41.046	60	5.607	1:40.600	29	11.155	1:42.716	13	13.523	1:42.399	4	16.880	1:41.001
73	3.810	1:49.948	15	5.689	1:42.247	15	6.840	1:40.807	60	14.093	1:48.228	29	13.540	1:42.199	29	17.093	1:43.479
13	5.112	1:51.250	13	6.587	1:41.642	13	7.994	1:41.063	4	15.013	1:49.805	60	14.249	1:39.970	13	17.988	1:44.391
29	5.570	1:51.708	29	7.095	1:41.692	29	8.181	1:40.742	22	19.618	1:45.247	4	15.805	1:40.606	21	26.205	1:42.394
22	6.330	1:52.468	22	9.845	1:43.682	22	14.113	1:43.924	21	19.730	1:45.269	22	23.718	1:43.914	22	26.864	1:43.072
21	6.855	1:52.993	21	9.875	1:43.187	17	14.163	1:43.212	17	20.594	1:46.173	21	23.737	1:43.821	17	27.010	1:42.968
17	7.463	1:53.601	17	10.607	1:43.311	21	14.203	1:43.984	36	21.813	1:47.064	17	23.968	1:43.188	36	27.138	1:43.050
56	7.579	1:53.717	56	10.791	1:43.379	56	14.381	1:43.246	58	21.821	1:46.387	36	24.014	1:42.015	58	27.261	1:43.142
58	7.683	1:53.821	58	10.986	1:43.470	36	14.491	1:42.979	14	22.268	1:46.150	58	24.045	1:42.038	14	27.811	1:42.039
36	7.901	1:54.039	36	11.168	1:43.434	58	15.176	1:43.846	56	22.493	1:47.854	14	25.698	1:43.244	56	28.890	1:42.915
75	9.513	1:55.651	14	12.829	1:42.706	14	15.860	1:42.687	66	23.793	1:45.125	56	25.901	1:43.222	66	29.890	1:42.454
14	10.290	1:56.428	75	13.800	1:44.454	66	18.410	1:44.065	75	24.479	1:45.399	66	27.362	1:43.383	72	31.076	1:42.452
66	10.568	1:56.706	66	14.001	1:43.600	75	18.822	1:44.678	20	24.635	1:45.452	75	28.522	1:43.857	20	33.593	1:44.634
20	10.713	1:56.851	20	14.394	1:43.848	20	18.925	1:44.187	72	24.825	1:45.514	72	28.550	1:43.539	75	34.519	1:45.923
27	10.916	1:57.054	72	14.496	1:43.724	72	19.053	1:44.213	88	26.174	1:45.428	20	28.885	1:44.064	88	34.969	1:45.782
72	10.939	1:57.077	27	15.471	1:44.722	27	19.718	1:43.903	27	26.314	1:46.338	88	29.113	1:42.753	27	35.261	1:45.131
87	11.234	1:57.372	87	15.535	1:44.468	88	20.488	1:43.701	122	27.550	1:45.966	27	30.056	1:43.556	87	35.882	1:43.816
122	11.723	1:57.861	122	16.267	1:44.711	87	20.632	1:44.753	87	28.187	1:47.297	122	31.662	1:43.926	122	37.274	1:45.538
77	12.344	1:58.482	88	16.443	1:43.954	122	21.326	1:44.715	82	28.361	1:45.513	87	31.992	1:43.619	7	37.954	1:44.352
88	12.656	1:58.794	77	17.329	1:45.152	77	21.973	1:44.300	7	28.972	1:45.259	82	32.470	1:43.923	177	41.529	1:45.751
82	13.642	1:59.780	82	18.008	1:44.533	82	22.590	1:44.238	81	30.002	1:45.650	7	33.528	1:44.370	19	42.364	1:44.407
7	14.297	2:00.435	7	18.978	1:44.848	7	23.455	1:44.133	177	31.052	1:45.851	81	34.153	1:43.965	93	44.300	1:44.722
81	14.574	2:00.712	81	19.521	1:45.114	81	24.094	1:44.229	19	32.965	1:45.927	177	35.704	1:44.466	32	1:00.057	1:48.312
177	15.510	2:01.648	177	20.069	1:44.726	177	24.943	1:44.530	93	35.486	1:46.258	19	37.883	1:44.732	114	1:00.509	1:48.141
19	16.381	2:02.519	19	21.449	1:45.235	19	26.780	1:44.987	114	43.977	1:50.320	93	39.504	1:43.832			
32	17.022	2:03.160	93	22.946	1:45.932	93	28.970	1:45.680	32	44.338	1:51.146	32	51.671	1:47.147			
93	17.181	2:03.319	32	24.523	1:47.668	32	32.934	1:48.067				114	52.294	1:48.131			
114	17.843	2:03.981	114	25.079	1:47.403	114	33.399	1:47.976									

Session Start: 15:48:27 - Finish: 16:08:27
Weather/Track Conditions: Sun / Dry
Circuit: Brands Hatch Grand Prix Circuit
Track Length: 3.916 Km - 2.4330 miles

Legends of Brands Hatch Superprix - 1 - 2 Jul 2017

HSCC Historic Formula Ford with Avon Tyres, Radio Caroline & Titan Historic Racing

Race 13 - Lap Chart

Lap 7			Lap 8			Lap 9			Lap 10			Lap 11			Lap 12		
NO	Behind	Laptime	NO	Behind	Laptime	NO	Behind	Laptime	NO	Behind	Laptime	NO	Behind	Laptime	NO	Behind	Laptime
1		1:40.028	1		1:39.602	1		1:38.725	64		1:38.759	64		1:38.467	64		1:39.821
40	0.185	1:40.230	64	0.024	1:39.041	64	0.019	1:38.720	1	0.024	1:38.802	1	0.594	1:39.037	32	1 LAP	1:48.421
64	0.585	1:39.980	94	0.700	1:39.660	94	0.726	1:38.751	94	0.279	1:38.331	94	0.874	1:39.062	94	0.459	1:39.406
94	0.642	1:40.190	53	1.682	1:39.884	40	2.018	1:39.041	40	2.189	1:38.949	40	2.414	1:38.692	1	0.593	1:39.820
53	1.400	1:39.312	40	1.702	1:41.119	53	2.593	1:39.636	3	3.640	1:39.720	3	4.458	1:39.285	40	1.188	1:38.595
3	1.535	1:39.258	3	1.839	1:39.906	3	2.698	1:39.584	53	3.872	1:40.057	53	4.813	1:39.408	114	1 LAP	1:50.517
24	7.702	1:40.684	24	7.336	1:39.236	24	7.553	1:38.942	24	8.025	1:39.250	24	8.461	1:38.903	53	5.910	1:40.918
73	7.839	1:40.719	73	7.883	1:39.646	73	8.295	1:39.137	73	8.613	1:39.096	73	9.463	1:39.317	3	5.994	1:41.357
15	12.493	1:41.697	15	14.152	1:41.261	15	16.396	1:40.969	15	18.583	1:40.965	15	20.996	1:40.880	24	7.916	1:39.276
60	17.759	1:41.293	60	18.741	1:40.584	4	20.072	1:39.981	4	21.637	1:40.343	4	23.526	1:40.356	73	8.895	1:39.253
4	17.865	1:41.030	4	18.816	1:40.553	60	20.349	1:40.333	60	21.814	1:40.243	60	23.939	1:40.592	15	22.195	1:41.020
29	18.336	1:41.288	29	19.439	1:40.705	29	20.981	1:40.267	29	22.919	1:40.716	29	24.270	1:39.818	4	23.513	1:39.808
13	20.611	1:42.668	13	23.416	1:42.407	13	27.306	1:42.615	13	31.593	1:43.065	13	35.781	1:42.655	60	23.763	1:39.645
21	28.117	1:41.957	21	30.414	1:41.899	21	33.660	1:41.971	21	36.370	1:41.488	21	39.511	1:41.608	29	24.381	1:39.932
22	29.663	1:42.844	22	32.882	1:42.821	22	37.853	1:43.696	22	42.879	1:43.804	22	48.148	1:43.736	13	39.296	1:43.336
17	29.774	1:42.809	17	32.976	1:42.804	17	37.940	1:43.689	58	42.922	1:43.608	14	48.372	1:43.667	21	41.059	1:41.369
58	29.983	1:42.767	58	33.077	1:42.696	58	38.092	1:43.740	17	43.152	1:43.990	58	48.584	1:44.129	22	51.499	1:43.172
36	30.157	1:43.064	36	33.275	1:42.720	14	38.196	1:43.212	14	43.172	1:43.754	56	48.604	1:43.107	14	51.510	1:42.959
14	30.463	1:42.697	56	33.636	1:42.414	36	38.224	1:43.674	56	43.964	1:44.379	36	48.762	1:43.168	58	51.683	1:42.920
56	30.824	1:41.979	14	33.709	1:42.848	56	38.363	1:43.452	36	44.061	1:44.615	17	49.000	1:44.315	56	52.096	1:43.313
66	33.568	1:43.723	66	37.276	1:43.310	66	42.863	1:44.312	66	48.223	1:44.138	66	52.831	1:43.075	17	52.797	1:43.618
72	34.893	1:43.862	72	40.047	1:44.756	72	45.428	1:44.106	72	49.857	1:43.207	72	53.533	1:42.143	36	52.905	1:43.964
20	38.374	1:44.826	20	42.540	1:43.768	20	46.694	1:42.879	20	50.459	1:42.543	88	54.837	1:42.699	66	55.601	1:42.591
88	38.881	1:43.957	88	42.574	1:43.295	88	46.930	1:43.081	88	50.605	1:42.453	20	54.837	1:42.845	88	58.290	1:43.274
75	39.819	1:45.345	75	43.811	1:43.594	75	48.389	1:43.303	27	53.350	1:43.517	27	58.693	1:43.810	20	58.580	1:43.564
27	40.621	1:45.405	27	44.154	1:43.135	27	48.611	1:43.182	75	53.512	1:43.901	75	58.777	1:43.732	72	58.987	1:45.275
87	41.441	1:45.604	87	45.369	1:43.530	87	48.881	1:42.237	87	53.626	1:43.523	87	59.380	1:44.221	87	1:01.996	1:42.437
122	41.668	1:44.439	122	46.375	1:44.309	122	52.024	1:44.374	122	57.492	1:44.246	122	1:03.115	1:44.090	75	1:03.409	1:44.453
7	42.806	1:44.897	7	47.271	1:44.067	7	53.158	1:44.612	7	58.291	1:43.911	7	1:04.197	1:44.373	122	1:06.828	1:43.534
177	46.138	1:44.654	177	50.603	1:44.067	177	56.209	1:44.331	177	1:00.508	1:43.077	177	1:05.598	1:43.557	7	1:08.218	1:43.842
19	48.047	1:45.728	19	52.620	1:44.175	19	57.384	1:43.489	19	1:01.484	1:42.878	19	1:06.320	1:43.303	177	1:08.893	1:43.116
93	50.754	1:46.499	93	53.979	1:42.827	93	57.908	1:42.654	93	1:03.283	1:44.153	93	1:07.248	1:42.432	19	1:09.646	1:43.147
32	1:06.995	1:46.983	32	1:13.749	1:46.356	32	1:21.241	1:46.217	32	1:30.006	1:47.543				93	1:10.112	1:42.685
114	1:07.495	1:47.031	114	1:15.181	1:47.288	114	1:21.919	1:45.463	114	1:30.331	1:47.190				27	3:14.765	3:55.893

Session Start: 15:48:27 - Finish: 16:08:27
Weather/Track Conditions: Sun / Dry
Circuit: Brands Hatch Grand Prix Circuit
Track Length: 3.916 Km - 2.4330 miles

Legends of Brands Hatch Superprix - 1 - 2 Jul 2017

HSCC Historic Road Sports supported by Witchampton Garage

Race 14 - Classification

Sheet No:

POS	NO	DRIVER/S	CLASS	CLASS POS	CAR MAKE / MODEL	TIME	LAPS	GAP	DIFF	MPH	BEST	ON
1	111	William Plant	A	1	Morgan Plus 8	19:52.640	11	-- 11 laps		80.78	1:47.081	3
2	5	Peter Shaw	C	1	Lotus Elan S1	19:53.572	11	0.932	0.932	80.72	1:46.573	3
3	26	John Davison	C	2	Lotus Elan S1	19:54.043	11	1.403	0.471	80.69	1:46.419	3
4	98	Kevin Kivlochan	A	2	Morgan Plus 8	20:23.782	11	31.142	29.739	78.73	1:48.987	8
5	69	Andy Shepherd	C	3	Lotus Seven S2	20:28.939	11	36.299	5.157	78.39	1:49.509	4
6	36	Frazer Gibney	C	4	Lotus Elan S1	20:40.261	11	47.621	11.322	77.68	1:49.869	4
7	15	Mike Eagles	A	3	DeTomaso Mangusta	21:00.725	11	1:08.085	20.464	76.42	1:52.256	3
8	23	Shaun Haddrell	E	1	Turner Mk1	21:01.778	11	1:09.138	1.053	76.35	1:53.053	3
9	11	Larry Tucker	G	1	Shelby Mustang GT350R	21:03.625	11	1:10.985	1.847	76.24	1:52.972	3
10	61	Larry Kennedy	C	5	Lotus Elan S1	21:51.918	11	1:59.278	48.293	73.43	1:55.796	8
11	1	Dick Coffey	E	2	Turner Mk1	19:55.579	10	-- 10 laps	5.251	73.25	1:56.577	8
12	102	Stephen Winter	G	2	Porsche 911	20:00.610	10	5.031	5.031	72.95	1:57.771	6
13	28	Nick Smith	G	3	MG B	20:40.904	10	45.325	40.294	70.58	2:01.586	2
14	38	James Owen	B	1	Triumph TR5	20:42.164	10	46.585	1.260	70.51	2:01.398	10
15	110	Charles Rainford	G	4	Austin Healey Lenham	20:43.449	10	47.870	1.285	70.44	1:59.888	9
16	101	Peter Bowyer	G	5	MG B Roadster	20:44.018	10	48.439	0.569	70.40	2:00.792	10
17	29	Simon Bowrey	G	6	Porsche 911	20:49.591	10	54.012	5.573	70.09	2:02.436	4
18	41	Nik Spencer	D	1	MG B	20:49.616	10	54.037	0.025	70.09	2:01.878	4
19	68	Marc Gordon	G	7	Lotus Elite S2	20:50.939	10	55.360	1.323	70.02	2:02.260	4
20	91	Richard Owen	F	1	Triumph TR2	20:50.982	10	55.403	0.043	70.01	2:02.276	3
21	22	Tony Davis	E	3	Austin Healey Sprite	21:58.945	10	2:03.366	1:07.963	66.41	2:08.682	4
		---------- NOT CLASSIFIED ----------										
DNF	37	Mervyn Selwyn	C		Lotus Elan S3	18:41.212	9	-- 9 laps --		70.30	2:00.355	8
DNF	88	Paul Brown	D		MG B	18:49.678	9	8.466	8.466	69.77	2:02.112	4
DNF	55	Nick Savage	A		Chevrolet Camaro	15:50.904	8	-- 8 laps --		73.68	1:56.956	2
DNF	6	Johan Denekamp	B		TVR Tuscan	16:37.409	8	46.505	46.505	70.25	2:01.649	2
DNF	115	John Burton	G		Jaguar XK120	15:23.695	5	-- 5 laps --	4:55.366	47.41	1:54.044	4
DNF	84	Ian Burford	C		Ginetta G4	7:44.831	4	-- 4 laps --		75.37	1:53.461	3
DNF	10	Ian Ross	E		Ginetta G15							

---------- FASTEST LAP SUMMARY ----------

NO	DRIVER/S	CLASS	CAR MAKE / MODEL	FASTEST LAP	ON	MPH
26	John Davison	C	Lotus Elan S1	1:46.419	3	82.30
111	William Plant	A	Morgan Plus 8	1:47.081	3	81.80
11	Larry Tucker	G	Shelby Mustang GT350R	1:52.972	3	77.53
23	Shaun Haddrell	E	Turner Mk1	1:53.053	3	77.47
38	James Owen	B	Triumph TR5	2:01.398	10	72.15
41	Nik Spencer	D	MG B	2:01.878	4	71.87
91	Richard Owen	F	Triumph TR2	2:02.276	3	71.63

Car 45 - non starter.

Session Start: 16:26:35 - Finish: 16:46:25
Weather/Track Conditions: Sun / Dry
Circuit: Brands Hatch Grand Prix Circuit
Track Length: 3.916 Km - 2.4330 miles

These results are provisional until the conclusion of any judicial and technical matters.

Clerk of the Course:	Timekeeper:	Issued at:
Julian Floyd	Nick Palmer	

MST

Printed : 02-07-2017 - 16:48

Full results available at www.mstworld.com. Email: timing@mstworld.com

Legends of Brands Hatch Superprix - 1 - 2 Jul 2017

HSCC Historic Road Sports supported by Witchampton Garage

Race 14 - Sector Analysis

1	Dick Coffey (E)								Turner Mk1							
lap	Sect-1	Speed	Sect-2	Speed	Sect-3	Speed	Laptime	Pit	lap	Sect-1	Speed	Sect-2	Speed	Sect-3	Speed	Laptime	Pit
1		78.7	52.866	70.1	29.206	101.1	2:09.262		6	36.174	79.5	52.668	69.7	28.771	101.9	1:57.613	
2	36.473	77.8	55.258	73.1	28.085	102.5	1:59.816		7	35.982	80.1	52.441	69.6	28.617	102.5	1:57.040	
3	36.979	80.5	53.855	68.3	28.301	102.0	1:59.135		8	35.917	79.0	52.304	71.1	28.356	102.0	1:56.577	
4	37.068	79.3	52.441	69.8	28.697	101.7	1:58.206		9	36.824	78.8	53.075	71.6	28.563	101.1	1:58.462	
5	36.227	80.1	54.226	58.4	29.594	101.2	2:00.047		10	36.325	79.1	53.582	73.6	29.514	100.6	1:59.421	

5	Peter Shaw (C)								Lotus Elan S1							
lap	Sect-1	Speed	Sect-2	Speed	Sect-3	Speed	Laptime	Pit	lap	Sect-1	Speed	Sect-2	Speed	Sect-3	Speed	Laptime	Pit
1		89.1	48.172	77.6	25.514	115.1	1:52.381		7	33.633	92.5	48.047	78.8	26.024	116.1	1:47.704	
2	33.541	90.3	47.735	78.3	25.850	114.9	1:47.126		8	35.028	87.4	49.475	84.0	26.352	114.3	1:50.855	
3	33.196	91.1	47.692	80.1	25.685	115.9	1:46.573		9	34.040	92.1	49.636	78.4	25.609	114.9	1:49.285	
4	33.603	91.9	48.203	78.3	25.711	116.1	1:47.517		10	34.154	93.4	48.672	80.0	25.706	115.3	1:48.532	
5	33.447	92.2	47.821	81.8	25.894	115.9	1:47.162		11	33.855	91.9	48.332	78.0	25.721	113.5	1:47.908	
6	33.601	92.2	49.027	75.1	25.901	116.1	1:48.529		12								

6	Johan Denekamp (B)								TVR Tuscan							
lap	Sect-1	Speed	Sect-2	Speed	Sect-3	Speed	Laptime	Pit	lap	Sect-1	Speed	Sect-2	Speed	Sect-3	Speed	Laptime	Pit
1		77.1	55.129	69.8	29.159	101.1	2:15.023		5	38.691	76.5	56.551	64.7	29.859	99.5	2:05.101	
2	37.921	78.5	54.675	67.6	29.053	98.9	2:01.649		6	38.688	78.7	55.864	68.7	28.831	101.4	2:03.383	
3	38.302	79.1	55.678	67.2	29.408	98.0	2:03.388		7	38.812	78.8	55.102	69.1	29.289	101.4	2:03.203	
4	38.459	77.0	55.424	67.9	29.285	99.5	2:03.168		8	38.672	78.7	55.198	70.2	28.624	103.1	2:02.494	

10	Ian Ross (E)								Ginetta G15							
lap	Sect-1	Speed	Sect-2	Speed	Sect-3	Speed	Laptime	Pit	lap	Sect-1	Speed	Sect-2	Speed	Sect-3	Speed	Laptime	Pit

11	Larry Tucker (G)								Shelby Mustang GT350R							
lap	Sect-1	Speed	Sect-2	Speed	Sect-3	Speed	Laptime	Pit	lap	Sect-1	Speed	Sect-2	Speed	Sect-3	Speed	Laptime	Pit
1		87.3	50.778	69.2	26.665	115.7	2:00.657		7	35.448	90.4	52.272	74.0	26.518	116.1	1:54.238	
2	35.584	89.8	51.376	71.1	26.640	116.1	1:53.600		8	35.923	91.1	51.997	71.4	26.950	113.9	1:54.870	
3	35.859	91.6	50.845	74.8	26.268	115.7	1:52.972		9	36.288	87.8	52.546	74.3	26.619	113.2	1:55.453	
4	35.665	92.5	51.849	74.5	26.774	116.1	1:54.288		10	35.980	90.1	51.458	73.0	26.467	114.3	1:53.905	
5	34.889	88.7	52.262	74.8	26.514	115.9	1:53.665		11	36.183	89.1	51.470	74.7	28.221	104.7	1:55.874	
6	35.782	89.4	51.803	73.9	26.518	115.3	1:54.103		12								

15	Mike Eagles (A)								DeTomaso Mangusta							
lap	Sect-1	Speed	Sect-2	Speed	Sect-3	Speed	Laptime	Pit	lap	Sect-1	Speed	Sect-2	Speed	Sect-3	Speed	Laptime	Pit
1		88.2	50.600	73.2	25.960	116.3	1:59.197		7	36.710	90.9	51.389	75.1	26.865	112.2	1:54.964	
2	35.901	91.7	50.874	67.6	26.351	114.3	1:53.126		8	36.694	90.5	51.387	72.7	26.811	116.9	1:54.892	
3	35.793	89.4	50.049	71.0	26.414	119.0	1:52.256		9	35.845	91.1	51.513	69.0	26.879	113.5	1:54.237	
4	35.803	89.8	51.259	67.2	26.586	114.5	1:53.648		10	36.695	90.5	51.025	69.8	27.026	113.3	1:54.746	
5	36.450	90.7	51.703	71.8	26.839	114.7	1:54.992		11	36.307	90.6	51.283	75.4	26.835	114.7	1:54.425	
6	36.147	89.4	51.424	71.8	26.671	115.9	1:54.242		12								

22	Tony Davis (E)								Austin Healey Sprite							
lap	Sect-1	Speed	Sect-2	Speed	Sect-3	Speed	Laptime	Pit	lap	Sect-1	Speed	Sect-2	Speed	Sect-3	Speed	Laptime	Pit
1		66.2	59.171	66.4	30.391	93.3	2:22.422		6	39.698	70.5	1:00.603	66.5	31.037	92.4	2:11.338	
2	39.605	69.9	59.862	64.9	30.842	94.3	2:10.309		7	39.588	69.8	57.363	67.0	32.198	90.3	2:09.149	
3	39.997	69.1	59.239	64.5	30.463	93.4	2:09.699		8	40.507	67.5	59.773	62.1	31.286	90.7	2:11.566	
4	39.718	67.9	58.181	70.6	30.783	92.0	2:08.682		9	40.508	67.8	58.814	66.8	31.271	91.5	2:10.593	
5	40.065	70.6	58.712	65.0	31.237	92.0	2:10.014		10	40.445	67.4	1:01.969	62.8	32.759	80.7	2:15.173	

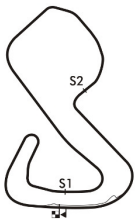

Session Start: 16:26:35 - Finish: 16:46:25
Weather/Track Conditions: Sun / Dry
Circuit: Brands Hatch Grand Prix Circuit
Track Length: 3.916 Km - 2.4330 miles

MST

Full results available at www.mstworld.com. Email: timing@mstworld.com

Printed : 02-07-2017 - 16:50

Legends of Brands Hatch Superprix - 1 - 2 Jul 2017

HSCC Historic Road Sports supported by Witchampton Garage

Race 14 - Sector Analysis

23	Shaun Haddrell (E)								Turner Mk1							
lap	Sect-1	Speed	Sect-2	Speed	Sect-3	Speed	Laptime	Pit	lap	Sect-1	Speed	Sect-2	Speed	Sect-3	Speed	Laptime	Pit
1		80.8	51.284	76.4	26.688	109.7	2:02.027		7	35.288	87.4	52.528	75.4	26.658	109.5	1:54.474	
2	35.564	84.7	51.493	76.2	26.745	109.3	1:53.802		8	35.556	87.9	52.186	70.8	27.035	108.9	1:54.777	
3	35.467	88.1	50.987	79.0	26.599	107.9	1:53.053		9	35.602	88.2	51.193	76.6	26.452	109.3	1:53.247	
4	35.559	90.3	50.916	76.4	26.864	109.5	1:53.339		10	36.261	87.1	51.290	71.2	27.115	108.2	1:54.666	
5	35.203	88.4	51.611	70.6	26.612	111.3	1:53.426		11	36.127	87.4	51.182	72.9	27.520	107.9	1:54.829	
6	35.625	85.8	51.761	72.6	26.752	109.3	1:54.138		12								

26	John Davison (C)								Lotus Elan S1							
lap	Sect-1	Speed	Sect-2	Speed	Sect-3	Speed	Laptime	Pit	lap	Sect-1	Speed	Sect-2	Speed	Sect-3	Speed	Laptime	Pit
1		87.8	47.997	72.5	25.703	115.1	1:52.996		7	33.660	90.7	47.960	76.8	26.157	114.3	1:47.777	
2	33.475	88.6	47.967	76.2	25.731	115.5	1:47.173		8	36.003	85.6	52.789	80.3	26.135	114.5	1:54.927	
3	33.404	90.1	47.486	75.1	25.529	115.5	1:46.419		9	33.969	91.2	47.625	80.0	25.823	114.9	1:47.417	
4	33.480	89.8	48.243	75.3	25.810	116.1	1:47.533		10	33.806	91.9	47.858	75.6	25.957	115.1	1:47.621	
5	33.345	91.5	47.852	77.0	25.648	116.3	1:46.845		11	33.572	90.6	47.554	76.9	25.526	113.0	1:46.652	
6	33.698	92.2	49.122	73.4	25.863	120.2	1:48.683		12								

28	Nick Smith (G)								MG B							
lap	Sect-1	Speed	Sect-2	Speed	Sect-3	Speed	Laptime	Pit	lap	Sect-1	Speed	Sect-2	Speed	Sect-3	Speed	Laptime	Pit
1		78.9	55.724	74.6	28.228	103.1	2:11.795		6	37.579	81.2	55.936	72.3	29.563	101.1	2:03.078	
2	37.375	82.0	55.506	70.3	28.705	103.0	2:01.586		7	37.270	81.7	57.184	71.9	30.112	98.7	2:04.566	
3	37.078	80.4	55.604	72.4	29.264	102.0	2:01.946		8	38.313	78.8	57.007	71.5	29.916	102.2	2:05.236	
4	37.561	79.6	56.299	69.7	28.701	100.2	2:02.561		9	38.904	81.3	55.351	76.7	30.177	101.6	2:04.432	
5	37.551	80.5	56.697	68.6	28.677	102.3	2:02.925		10	38.253	80.3	55.989	72.0	28.537	101.4	2:02.779	

29	Simon Bowrey (G)								Porsche 911							
lap	Sect-1	Speed	Sect-2	Speed	Sect-3	Speed	Laptime	Pit	lap	Sect-1	Speed	Sect-2	Speed	Sect-3	Speed	Laptime	Pit
1		72.4	58.282	65.7	28.964	98.0	2:19.019		6	38.063	78.7	56.050	68.7	28.782	104.1	2:02.895	
2	38.962	80.3	56.289	68.0	29.162	101.1	2:04.413		7	38.573	76.3	55.778	66.8	29.560	103.1	2:03.911	
3	38.627	78.0	55.068	66.8	28.777	104.4	2:02.472		8	38.816	71.6	55.448	65.4	29.160	99.5	2:03.424	
4	38.470	76.6	55.297	70.2	28.669	104.7	2:02.436		9	38.361	80.3	56.018	72.1	29.535	99.5	2:03.914	
5	38.722	74.9	55.893	63.8	29.313	102.2	2:03.928		10	39.327	81.1	55.296	71.9	28.556	103.7	2:03.179	

36	Frazer Gibney (C)								Lotus Elan S1							
lap	Sect-1	Speed	Sect-2	Speed	Sect-3	Speed	Laptime	Pit	lap	Sect-1	Speed	Sect-2	Speed	Sect-3	Speed	Laptime	Pit
1		88.9	49.566	76.6	26.359	113.7	1:56.757		7	35.229	85.4	50.373	74.4	26.965	113.0	1:52.567	
2	34.358	86.5	49.898	69.4	26.780	114.1	1:51.036		8	35.171	86.2	49.891	72.9	26.587	112.6	1:51.649	
3	34.558	87.2	50.009	76.7	26.153	113.3	1:50.720		9	34.876	86.4	50.226	73.3	26.790	113.2	1:51.892	
4	33.941	88.2	49.211	78.6	26.717	113.2	1:49.869		10	35.616	80.1	52.573	66.3	26.918	112.8	1:55.107	
5	35.202	85.2	49.372	77.6	26.507	113.3	1:51.081		11	37.087	79.3	52.754	66.0	27.633	110.9	1:57.474	
6	34.613	87.8	50.440	72.6	27.056	113.0	1:52.109		12								

37	Mervyn Selwyn (C)								Lotus Elan S3							
lap	Sect-1	Speed	Sect-2	Speed	Sect-3	Speed	Laptime	Pit	lap	Sect-1	Speed	Sect-2	Speed	Sect-3	Speed	Laptime	Pit
1		76.7	58.095	67.2	28.788	98.4	2:17.188		6	38.845	78.6	56.589	64.9	28.065	107.7	2:03.499	
2	38.795	81.7	56.785	68.8	28.364	97.4	2:03.944		7	37.888	78.8	56.600	68.9	28.377	102.2	2:02.865	
3	38.858	81.4	56.472	64.6	28.396	103.4	2:03.726		8	38.399	79.1	54.033	70.5	27.923	105.2	2:00.355	
4	38.120	78.6	55.031	68.9	28.390	99.2	2:01.541		9	37.877	81.1	54.959	63.5	31.343	57.6	2:04.179	
5	38.503	77.3	56.714	61.2	28.698	99.0	2:03.915		10								

38	James Owen (B)								Triumph TR5							
lap	Sect-1	Speed	Sect-2	Speed	Sect-3	Speed	Laptime	Pit	lap	Sect-1	Speed	Sect-2	Speed	Sect-3	Speed	Laptime	Pit
1		77.4	57.429	69.7	29.518	99.2	2:18.298		6	38.581	76.2	56.239	72.2	28.440	100.2	2:03.260	
2	38.526	79.6	56.320	67.4	28.830	101.2	2:03.676		7	37.980	78.8	56.242	66.8	28.591	102.8	2:02.813	
3	37.719	79.9	55.396	70.3	28.850	100.5	2:01.965		8	38.480	78.5	54.869	68.7	28.477	101.6	2:01.826	
4	38.269	78.8	54.734	69.9	29.103	102.0	2:02.106		9	39.297	79.4	54.459	71.2	29.055	99.3	2:02.811	
5	38.512	79.9	56.130	60.7	29.369	99.0	2:04.011		10	36.770	81.1	55.585	68.6	29.043	100.6	2:01.398	

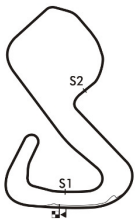

Session Start: 16:26:35 - Finish: 16:46:25
Weather/Track Conditions: Sun / Dry
Circuit: Brands Hatch Grand Prix Circuit
Track Length: 3.916 Km - 2.4330 miles

MST

Full results available at www.mstworld.com. Email: timing@mstworld.com

Printed : 02-07-2017 - 16:50

Legends of Brands Hatch Superprix - 1 - 2 Jul 2017

HSCC Historic Road Sports supported by Witchampton Garage

Race 14 - Sector Analysis

41 Nik Spencer (D) — MG B

lap	Sect-1	Speed	Sect-2	Speed	Sect-3	Speed	Laptime	Pit	lap	Sect-1	Speed	Sect-2	Speed	Sect-3	Speed	Laptime	Pit
1		75.7	56.147	72.6	28.787	101.6	2:16.267		6	38.975	76.6	55.441	70.5	28.589	99.3	2:03.005	
2	37.601	77.0	55.283	68.8	29.833	98.1	2:02.717		7	38.988	77.6	55.295	70.8	29.159	99.0	2:03.442	
3	37.710	77.0	56.147	66.3	29.319	99.7	2:03.176		8	38.886	74.4	56.720	68.3	29.135	98.7	2:04.741	
4	37.931	76.7	55.340	69.9	28.607	100.5	2:01.878		9	38.552	76.1	56.878	73.2	30.711	95.4	2:06.141	
5	39.135	76.1	55.941	68.2	29.849	101.1	2:04.925		10	38.385	77.0	55.548	68.4	29.391	97.3	2:03.324	

55 Nick Savage (A) — Chevrolet Camaro

lap	Sect-1	Speed	Sect-2	Speed	Sect-3	Speed	Laptime	Pit	lap	Sect-1	Speed	Sect-2	Speed	Sect-3	Speed	Laptime	Pit
1		80.9	51.999	73.9	26.923	114.5	2:04.313		5	37.680	81.3	53.824	67.6	27.903	112.4	1:59.407	
2	36.551	87.7	52.741	71.7	27.664	108.2	1:56.956		6	37.494	82.8	53.600	75.4	28.123	109.5	1:59.217	
3	36.945	87.7	52.718	73.6	27.307	111.7	1:56.970		7	37.673	85.4	53.354	67.1	27.251	113.3	1:58.278	
4	36.762	87.1	52.817	75.9	28.217	110.7	1:57.796		8	37.590	84.5	53.092	69.3	27.285	110.0	1:57.967	

61 Larry Kennedy (C) — Lotus Elan S1

lap	Sect-1	Speed	Sect-2	Speed	Sect-3	Speed	Laptime	Pit	lap	Sect-1	Speed	Sect-2	Speed	Sect-3	Speed	Laptime	Pit
1		79.5	53.411	69.2	28.056	107.2	2:07.695		7	36.433	80.5	52.903	68.1	27.924	108.9	1:57.260	
2	36.420	81.4	55.066	66.0	28.409	108.1	1:59.895		8	35.964	82.3	52.540	69.5	27.292	110.9	1:55.796	
3	36.520	80.3	53.731	64.9	28.343	108.2	1:58.594		9	35.933	80.6	54.434	69.8	27.244	109.3	1:57.611	
4	36.831	82.3	54.051	66.5	28.122	106.5	1:59.004		10	35.916	82.8	53.737	70.2	27.320	110.4	1:56.973	
5	36.768	79.4	54.352	65.1	28.031	106.0	1:59.151		11	36.144	82.0	54.798	66.4	30.648	94.7	2:01.590	
6	36.566	79.8	53.902	71.2	27.881	106.7	1:58.349		12								

68 Marc Gordon (G) — Lotus Elite S2

lap	Sect-1	Speed	Sect-2	Speed	Sect-3	Speed	Laptime	Pit	lap	Sect-1	Speed	Sect-2	Speed	Sect-3	Speed	Laptime	Pit
1		75.8	57.143	72.6	30.057	97.6	2:16.847		6	38.990	76.9	57.772	67.8	29.559	98.9	2:06.321	
2	38.505	77.2	56.585	71.3	28.885	100.3	2:03.975		7	38.393	78.1	55.063	69.1	29.481	100.3	2:02.937	
3	37.738	78.6	55.520	72.3	29.514	99.6	2:02.772		8	38.058	79.4	56.077	64.5	29.950	99.3	2:04.085	
4	38.089	78.1	54.836	70.9	29.335	100.0	2:02.260		9	38.223	78.4	55.569	75.0	29.663	98.0	2:03.455	
5	38.170	78.7	56.115	63.3	30.127	100.0	2:04.412		10	38.795	78.4	55.471	71.8	29.609	98.4	2:03.875	

69 Andy Shepherd (C) — Lotus Seven S2

lap	Sect-1	Speed	Sect-2	Speed	Sect-3	Speed	Laptime	Pit	lap	Sect-1	Speed	Sect-2	Speed	Sect-3	Speed	Laptime	Pit
1		80.3	49.324	79.3	26.724	106.5	1:57.785		7	35.310	84.7	49.162	77.6	26.688	106.0	1:51.160	
2	34.184	83.1	49.976	76.3	26.735	107.6	1:50.895		8	34.388	87.3	50.219	77.8	26.392	106.2	1:50.999	
3	34.191	84.1	50.129	77.7	26.162	107.7	1:50.482		9	34.628	85.6	49.448	79.0	27.623	107.0	1:51.699	
4	34.187	83.7	48.787	80.3	26.535	109.5	1:49.509		10	34.851	86.9	50.338	77.9	26.751	106.0	1:51.940	
5	34.555	86.9	48.425	82.8	26.542	107.2	1:49.522		11	34.526	87.3	53.622	79.3	26.877	98.3	1:55.025	
6	34.219	86.1	49.041	72.9	26.663	107.0	1:49.923		12								

84 Ian Burford (C) — Ginetta G4

lap	Sect-1	Speed	Sect-2	Speed	Sect-3	Speed	Laptime	Pit	lap	Sect-1	Speed	Sect-2	Speed	Sect-3	Speed	Laptime	Pit
1		85.3	50.696	76.8	27.452	105.2	2:01.996		3	35.341	84.8	50.507	80.0	27.613	99.6	1:53.461	
2	35.309	85.4	50.676	70.0	27.711	104.5	1:53.696		4	36.291	82.8	51.494	77.6	27.893	99.9	1:55.678	

88 Paul Brown (D) — MG B

lap	Sect-1	Speed	Sect-2	Speed	Sect-3	Speed	Laptime	Pit	lap	Sect-1	Speed	Sect-2	Speed	Sect-3	Speed	Laptime	Pit
1			59.466	69.9	29.003	99.2	2:18.563		6	38.690	74.9	55.802	67.4	29.082	99.9	2:03.574	
2	38.894	76.5	56.421	69.9	29.003	99.5	2:04.318		7	39.510	76.2	54.421	68.6	29.236	99.6	2:03.167	
3	37.985	76.2	57.257	68.5	29.012	99.5	2:04.254		8	38.347	75.1	58.445	65.9	29.369	98.4	2:06.161	
4	38.414	72.6	55.021	70.1	28.677	99.9	2:02.112		9	38.277	77.3	55.564	71.6	29.599	98.4	2:03.440	
5	37.493	76.9	55.707	67.1	30.889	98.4	2:04.089		10								

91 Richard Owen (F) — Triumph TR2

lap	Sect-1	Speed	Sect-2	Speed	Sect-3	Speed	Laptime	Pit	lap	Sect-1	Speed	Sect-2	Speed	Sect-3	Speed	Laptime	Pit
1		73.0	56.150	67.8	29.444	98.7	2:14.470		6	39.645	74.9	57.190	68.1	29.312	100.9	2:06.147	
2	37.881	74.7	56.491	68.1	29.795	99.6	2:04.167		7	37.963	74.6	56.592	69.3	28.588	102.0	2:03.143	
3	37.932	74.4	55.554	68.0	28.790	100.8	2:02.276		8	37.845	75.7	57.488	67.8	29.159	100.6	2:04.492	
4	38.322	74.6	55.327	67.2	29.085	101.1	2:02.734		9	38.134	76.5	57.618	69.0	29.416	98.9	2:05.168	
5	39.367	74.6	56.034	63.8	29.490	101.4	2:04.891		10	38.843	77.0	55.314	70.0	29.337	100.2	2:03.494	

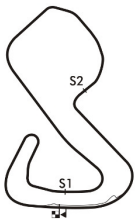

Session Start: 16:26:35 - Finish: 16:46:25
Weather/Track Conditions: Sun / Dry
Circuit: Brands Hatch Grand Prix Circuit
Track Length: 3.916 Km - 2.4330 miles

MST

Legends of Brands Hatch Superprix - 1 - 2 Jul 2017

HSCC Historic Road Sports supported by Witchampton Garage

Race 14 - Sector Analysis

98	Kevin Kivlochan (A)								Morgan Plus 8								
lap	Sect-1	Speed	Sect-2	Speed	Sect-3	Speed	Laptime	Pit	lap	Sect-1	Speed	Sect-2	Speed	Sect-3	Speed	Laptime	Pit
1		87.6	50.028	75.8	26.011	116.5	1:55.936		7	34.140	88.5	49.340	77.3	25.718	116.5	1:49.198	
2	34.771	89.1	50.035	72.6	26.423	116.3	1:51.229		8	33.838	91.1	48.847	75.3	26.302	116.5	1:48.987	
3	34.882	86.9	49.881	78.3	25.571	116.3	1:50.334		9	35.310	86.3	52.307	71.3	26.337	115.1	1:53.954	
4	34.384	90.6	48.777	78.0	26.083	116.5	1:49.244		10	38.368	88.8	50.006	76.1	26.371	114.9	1:54.745	
5	34.241	89.3	49.678	75.3	25.956	116.7	1:49.875		11	35.116	87.0	49.427	75.5	26.365	113.3	1:50.908	
6	33.924	91.2	49.655	67.6	25.793	117.1	1:49.372		12								

101	Peter Bowyer (G)								MG B Roadster								
lap	Sect-1	Speed	Sect-2	Speed	Sect-3	Speed	Laptime	Pit	lap	Sect-1	Speed	Sect-2	Speed	Sect-3	Speed	Laptime	Pit
1		73.9	56.128	73.1	29.540	101.6	2:15.665		6	38.649	77.4	55.914	70.8	28.655	101.1	2:03.218	
2	39.561	76.4	55.989	75.5	28.788	101.7	2:04.338		7	38.348	78.8	56.044	74.6	28.772	102.0	2:03.164	
3	37.692	79.6	55.879	71.8	29.590	101.1	2:03.161		8	39.262	77.4	56.724	66.9	30.031	100.3	2:06.017	
4	38.070	79.1	54.843	73.8	29.219	102.0	2:02.132		9	37.859	80.0	54.562	75.6	28.844	99.3	2:01.265	
5	38.208	77.2	55.967	64.7	30.091	101.9	2:04.266		10	37.826	80.1	54.544	73.9	28.422	101.1	2:00.792	

102	Stephen Winter (G)								Porsche 911								
lap	Sect-1	Speed	Sect-2	Speed	Sect-3	Speed	Laptime	Pit	lap	Sect-1	Speed	Sect-2	Speed	Sect-3	Speed	Laptime	Pit
1		81.7	53.460	77.9	28.363	103.7	2:09.614		6	37.285	81.3	52.430	77.5	28.056	104.7	1:57.771	
2	36.836	80.3	53.945	75.5	28.348	103.7	1:59.129		7	36.988	81.2	53.738	78.4	28.404	103.4	1:59.130	
3	36.982	80.5	53.806	74.0	28.421	104.2	1:59.209		8	37.190	81.9	53.639	75.8	27.781	104.4	1:58.610	
4	37.624	81.6	53.651	76.4	27.940	105.0	1:59.215		9	37.889	80.6	53.324	75.6	28.245	103.4	1:59.458	
5	37.018	82.3	53.339	71.4	29.463	104.9	1:59.820		10	37.637	81.2	52.916	75.9	28.101	103.3	1:58.654	

110	Charles Rainford (G)								Austin Healey Lenham Sprite								
lap	Sect-1	Speed	Sect-2	Speed	Sect-3	Speed	Laptime	Pit	lap	Sect-1	Speed	Sect-2	Speed	Sect-3	Speed	Laptime	Pit
1		77.3	55.731	63.5	30.112	99.9	2:15.437		6	38.300	79.1	55.782	71.8	29.018	101.4	2:03.100	
2	38.109	78.8	55.940	68.3	29.831	99.9	2:03.880		7	38.442	78.9	55.166	72.6	29.036	101.2	2:02.644	
3	37.901	79.4	58.184	67.0	29.169	100.8	2:05.254		8	37.399	79.1	56.705	70.3	28.898	100.3	2:03.002	
4	37.972	77.7	55.840	69.4	28.923	102.0	2:02.735		9	37.428	80.0	53.929	71.9	28.531	100.2	1:59.888	
5	38.229	78.6	56.764	57.9	30.504	99.5	2:05.497		10	38.776	77.2	54.803	73.4	28.433	98.1	2:02.012	

111	William Plant (A)								Morgan Plus 8								
lap	Sect-1	Speed	Sect-2	Speed	Sect-3	Speed	Laptime	Pit	lap	Sect-1	Speed	Sect-2	Speed	Sect-3	Speed	Laptime	Pit
1		89.3	48.024	75.6	25.564	115.7	1:53.228		7	33.846	92.0	47.964	77.7	25.826	116.9	1:47.636	
2	34.027	90.3	47.726	80.2	25.558	115.9	1:47.311		8	34.930	88.0	49.752	80.8	25.985	113.3	1:50.667	
3	33.756	90.4	47.905	82.7	25.420	116.7	1:47.081		9	34.171	93.6	48.679	83.3	25.606	113.5	1:48.456	
4	33.779	90.5	48.084	78.4	25.549	115.7	1:47.412		10	34.224	92.1	48.123	80.1	25.512	113.5	1:47.859	
5	33.967	90.7	47.690	80.0	25.512	116.5	1:47.169		11	34.287	92.1	48.105	76.3	25.980	115.1	1:48.372	
6	33.797	92.2	48.186	72.3	25.466	116.5	1:47.449		12								

115	John Burton (G)								Jaguar XK120								
lap	Sect-1	Speed	Sect-2	Speed	Sect-3	Speed	Laptime	Pit	lap	Sect-1	Speed	Sect-2	Speed	Sect-3	Speed	Laptime	Pit
1		83.2	51.448	75.2	26.996	113.2	2:03.144		4	35.905	85.9	50.952	76.3	27.187	111.8	1:54.044	
2	35.840	85.4	51.986	76.7	27.049	112.8	1:54.875		5	38.310	58.4	In		In		7:37.240	P
3	35.858	85.0	51.579	75.6	26.955	112.0	1:54.392		6								

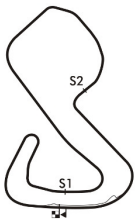

Session Start: 16:26:35 - Finish: 16:46:25
Weather/Track Conditions: Sun / Dry
Circuit: Brands Hatch Grand Prix Circuit
Track Length: 3.916 Km - 2.4330 miles

Legends of Brands Hatch Superprix - 1 - 2 Jul 2017

HSCC Historic Road Sports supported by Witchampton Garage

Race 14 - Best Sector Times

	SECTOR 1			SECTOR 2			SECTOR 3		
	NO	TIME	LAP	NO	TIME	LAP	NO	TIME	LAP
1	5	33.196	3	26	47.486	3	111	25.420	3
2	26	33.345	5	111	47.690	5	5	25.514	1
3	111	33.756	3	5	47.692	3	26	25.526	11
4	98	33.838	8	69	48.425	5	98	25.571	3
5	36	33.941	4	98	48.777	4	15	25.960	1
6	69	34.184	2	36	49.211	4	36	26.153	3
7	11	34.889	5	15	50.049	3	69	26.162	3
8	23	35.203	5	84	50.507	3	11	26.268	3
9	84	35.309	2	11	50.778	1	23	26.452	9
10	15	35.793	3	23	50.916	4	55	26.923	1
11	115	35.840	2	115	50.952	4	115	26.955	3
12	61	35.916	10	55	51.999	1	61	27.244	9
13	1	35.917	8	1	52.304	8	84	27.452	1
14	55	36.551	2	102	52.430	6	102	27.781	8
15	38	36.770	10	61	52.540	8	37	27.923	8
16	102	36.836	2	110	53.929	9	1	28.085	2
17	28	37.078	3	37	54.033	8	28	28.228	1
18	110	37.399	8	88	54.421	7	101	28.422	10
19	88	37.493	5	38	54.459	9	110	28.433	10
20	41	37.601	2	101	54.544	10	38	28.440	6
21	101	37.692	3	6	54.675	2	29	28.556	10
22	68	37.738	3	68	54.836	4	91	28.588	7
23	91	37.845	8	29	55.068	3	41	28.589	6
24	37	37.877	9	41	55.283	2	6	28.624	8
25	6	37.921	2	91	55.314	10	88	28.677	4
26	29	38.063	6	28	55.351	9	68	28.885	2
27	22	39.588	7	22	57.363	7	22	30.391	1
28	10			10			10		

IDEAL / BEST LAP COMPARISON

NO	NAME	BEST	IN	IDEAL	DIFF
26	John Davison	1:46.419	3	1:46.357	+0.062
5	Peter Shaw	1:46.573	3	1:46.402	+0.171
111	William Plant	1:47.081	3	1:46.866	+0.215
98	Kevin Kivlochan	1:48.987	8	1:48.186	+0.801
69	Andy Shepherd	1:49.509	4	1:48.771	+0.738
36	Frazer Gibney	1:49.869	4	1:49.305	+0.564
15	Mike Eagles	1:52.256	3	1:51.802	+0.454
11	Larry Tucker	1:52.972	3	1:51.935	+1.037
23	Shaun Haddrell	1:53.053	3	1:52.571	+0.482
61	Larry Kennedy	1:55.796	8	1:55.700	+0.096
1	Dick Coffey	1:56.577	8	1:56.306	+0.271
102	Stephen Winter	1:57.771	6	1:57.047	+0.724
110	Charles Rainford	1:59.888	9	1:59.761	+0.127
101	Peter Bowyer	2:00.792	10	2:00.658	+0.134
38	James Owen	2:01.398	10	1:59.669	+1.729
28	Nick Smith	2:01.586	2	2:00.657	+0.929
41	Nik Spencer	2:01.878	4	2:01.473	+0.405
68	Marc Gordon	2:02.260	4	2:01.459	+0.801
91	Richard Owen	2:02.276	3	2:01.747	+0.529
29	Simon Bowrey	2:02.436	4	2:01.687	+0.749
22	Tony Davis	2:08.682	4	2:07.342	+1.340
84	Ian Burford	1:53.461	3	1:53.268	+0.193
115	John Burton	1:54.044	4	1:53.747	+0.297
55	Nick Savage	1:56.956	2	1:55.473	+1.483
37	Mervyn Selwyn	2:00.355	8	1:59.833	+0.522
6	Johan Denekamp	2:01.649	2	2:01.220	+0.429
88	Paul Brown	2:02.112	4	2:00.591	+1.521
10	Ian Ross				+

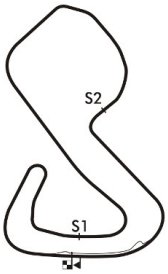

Session Start: 16:26:35 - Finish: 16:46:25
Weather/Track Conditions: Sun / Dry
Circuit: Brands Hatch Grand Prix Circuit
Track Length: 3.916 Km - 2.4330 miles

Legends of Brands Hatch Superprix - 1 - 2 Jul 2017

HSCC Historic Road Sports supported by Witchampton Garage

Race 14 - Best Sector Speeds

	NO	SECTOR 1	MPH	NO	SECTOR 2	MPH	NO	SECTOR 3	MPH
1	111	William Plant	93.6	5	Peter Shaw	84.0	26	John Davison	120.2
2	5	Peter Shaw	93.4	111	William Plant	83.3	15	Mike Eagles	119.0
3	11	Larry Tucker	92.5	69	Andy Shepherd	82.8	98	Kevin Kivlochan	117.1
4	26	John Davison	92.2	26	John Davison	80.3	111	William Plant	116.9
5	15	Mike Eagles	91.7	84	Ian Burford	80.0	5	Peter Shaw	116.1
6	98	Kevin Kivlochan	91.2	23	Shaun Haddrell	79.0	11	Larry Tucker	116.1
7	23	Shaun Haddrell	90.3	36	Frazer Gibney	78.6	55	Nick Savage	114.5
8	36	Frazer Gibney	88.9	102	Stephen Winter	78.4	36	Frazer Gibney	114.1
9	55	Nick Savage	87.7	98	Kevin Kivlochan	78.3	115	John Burton	113.2
10	69	Andy Shepherd	87.3	28	Nick Smith	76.7	23	Shaun Haddrell	111.3
11	115	John Burton	85.9	115	John Burton	76.7	61	Larry Kennedy	110.9
12	84	Ian Burford	85.4	55	Nick Savage	75.9	69	Andy Shepherd	109.5
13	61	Larry Kennedy	82.8	101	Peter Bowyer	75.6	37	Mervyn Selwyn	107.7
14	102	Stephen Winter	82.3	15	Mike Eagles	75.4	84	Ian Burford	105.2
15	28	Nick Smith	82.0	68	Marc Gordon	75.0	102	Stephen Winter	105.0
16	37	Mervyn Selwyn	81.7	11	Larry Tucker	74.8	29	Simon Bowrey	104.7
17	29	Simon Bowrey	81.1	1	Dick Coffey	73.6	6	Johan Denekamp	103.1
18	38	James Owen	81.1	110	Charles Rainford	73.4	28	Nick Smith	103.1
19	1	Dick Coffey	80.5	41	Nik Spencer	73.2	38	James Owen	102.8
20	101	Peter Bowyer	80.1	38	James Owen	72.2	1	Dick Coffey	102.5
21	110	Charles Rainford	80.0	88	Paul Brown	72.2	91	Richard Owen	102.0
22	68	Marc Gordon	79.4	29	Simon Bowrey	72.1	101	Peter Bowyer	102.0
23	6	Johan Denekamp	79.1	6	Johan Denekamp	71.8	110	Charles Rainford	102.0
24	41	Nik Spencer	77.6	61	Larry Kennedy	71.2	41	Nik Spencer	101.6
25	88	Paul Brown	77.3	22	Tony Davis	70.6	68	Marc Gordon	100.3
26	91	Richard Owen	77.0	37	Mervyn Selwyn	70.5	88	Paul Brown	99.9
27	22	Tony Davis	70.6	91	Richard Owen	70.0	22	Tony Davis	94.3
28	10	Ian Ross	0.0	10	Ian Ross	0.0	10	Ian Ross	0.0

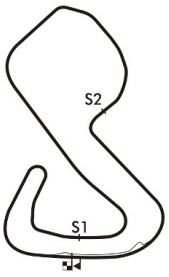

Session Start: 16:26:35 - Finish: 16:46:25
Weather/Track Conditions: Sun / Dry
Circuit: Brands Hatch Grand Prix Circuit
Track Length: 3.916 Km - 2.4330 miles

Legends of Brands Hatch Superprix - 1 - 2 Jul 2017

HSCC Historic Road Sports supported by Witchampton Garage

Race 14 - Lap Chart

Lap 1			Lap 2			Lap 3			Lap 4			Lap 5			Lap 6		
NO	Behind	Laptime	NO	Behind	Laptime	NO	Behind	Laptime	NO	Behind	Laptime	NO	Behind	Laptime	NO	Behind	Laptime
5		1:52.381	5		1:47.126	5		1:46.573	5		1:47.517	5		1:47.162	5		1:48.529
26	0.615	1:52.996	26	0.662	1:47.173	26	0.508	1:46.419	26	0.524	1:47.533	26	0.207	1:46.845	26	0.361	1:48.683
111	0.847	1:53.228	111	1.032	1:47.311	111	1.540	1:47.081	111	1.435	1:47.412	111	1.442	1:47.169	111	0.362	1:47.449
98	3.555	1:55.936	98	7.658	1:51.229	98	11.419	1:50.334	98	13.146	1:49.244	98	15.859	1:49.875	22	1 LAP	2:10.014
36	4.376	1:56.757	36	8.286	1:51.036	36	12.433	1:50.720	36	14.785	1:49.869	69	17.434	1:49.522	98	16.702	1:49.372
69	5.404	1:57.785	69	9.173	1:50.895	69	13.082	1:50.482	69	15.074	1:49.509	36	18.704	1:51.081	69	18.828	1:49.923
15	6.816	1:59.197	15	12.816	1:53.126	15	18.499	1:52.256	15	24.630	1:53.648	15	32.460	1:54.992	36	22.284	1:52.109
11	8.276	2:00.657	11	14.750	1:53.600	11	21.149	1:52.972	11	27.920	1:54.288	11	34.423	1:53.665	15	38.173	1:54.242
84	9.615	2:01.996	84	16.185	1:53.696	23	22.802	1:53.053	23	28.624	1:53.339	23	34.888	1:53.426	11	39.997	1:54.103
23	9.646	2:02.027	23	16.322	1:53.802	84	23.073	1:53.461	84	31.234	1:55.678	55	54.683	1:59.407	23	40.497	1:54.138
115	10.763	2:03.144	115	18.512	1:54.875	115	26.331	1:54.392	115	32.858	1:54.044	61	1:03.580	1:59.151	55	1:05.371	1:59.217
55	11.932	2:04.313	55	21.762	1:56.956	55	32.159	1:56.970	55	42.438	1:57.796	1	1:05.707	2:00.047	61	1:13.400	1:58.349
61	15.314	2:07.695	61	28.083	1:59.895	61	40.104	1:58.594	61	51.591	1:59.004	102	1:06.228	1:59.820	1	1:14.791	1:57.613
1	16.881	2:09.262	102	29.236	1:59.129	102	41.872	1:59.209	1	52.822	1:58.206	28	1:20.054	2:02.925	102	1:15.470	1:57.771
102	17.233	2:09.614	1	29.571	1:59.816	1	42.133	1:59.135	102	53.570	1:59.215	6	1:27.570	2:05.101	28	1:34.603	2:03.078
28	19.414	2:11.795	28	33.874	2:01.586	28	49.247	2:01.946	28	1:04.291	2:02.561	91	1:27.779	2:04.891	6	1:42.424	2:03.383
91	22.089	2:14.470	6	37.165	2:01.649	6	53.980	2:03.388	6	1:09.631	2:03.168	41	1:28.204	2:04.925	41	1:42.680	2:03.005
6	22.642	2:15.023	91	39.130	2:04.167	91	54.833	2:02.276	91	1:10.050	2:02.734	101	1:28.803	2:04.266	101	1:43.492	2:03.218
110	23.056	2:15.437	41	39.477	2:02.717	41	56.080	2:03.176	41	1:10.441	2:01.878	38	1:29.297	2:04.011	38	1:44.028	2:03.260
101	23.284	2:15.665	110	39.810	2:03.880	101	57.084	2:03.161	101	1:11.699	2:02.132	68	1:29.507	2:04.412	37	1:44.525	2:03.499
41	23.886	2:16.267	101	40.496	2:04.338	68	57.514	2:02.772	68	1:12.257	2:02.260	37	1:29.555	2:03.915	91	1:45.397	2:06.147
68	24.466	2:16.847	68	41.315	2:03.975	38	57.859	2:01.965	38	1:12.448	2:02.106	29	1:31.509	2:03.928	29	1:45.875	2:02.895
37	24.807	2:17.188	37	41.625	2:03.944	110	58.491	2:05.254	37	1:12.802	2:01.541	110	1:32.044	2:05.497	110	1:46.615	2:03.100
38	25.917	2:18.298	38	42.467	2:03.676	37	58.778	2:03.726	110	1:13.709	2:02.735	88	1:32.577	2:04.089	68	1:47.299	2:06.321
88	26.182	2:18.563	88	43.374	2:04.318	29	59.824	2:02.472	29	1:14.743	2:02.436				88	1:47.622	2:03.574
29	26.638	2:19.019	29	43.925	2:04.413	88	1:01.055	2:04.254	88	1:15.650	2:02.112						
22	30.041	2:22.422	22	53.224	2:10.309	22	1:16.350	2:09.699	22	1:37.515	2:08.682						

Session Start: 16:26:35 - Finish: 16:46:25
Weather/Track Conditions: Sun / Dry
Circuit: Brands Hatch Grand Prix Circuit
Track Length: 3.916 Km - 2.4330 miles

MST
Full results available at www.mstworld.com. Email: timing@mstworld.com

Printed : 02-07-2017 - 16:49

Legends of Brands Hatch Superprix - 1 - 2 Jul 2017

HSCC Historic Road Sports supported by Witchampton Garage

Race 14 - Lap Chart

Lap 7			Lap 8			Lap 9			Lap 10			Lap 11		
NO	Behind	Laptime	NO	Behind	Laptime	NO	Behind	Laptime	NO	Behind	Laptime	NO	Behind	Laptime
5		1:47.704	5		1:50.855	111		1:48.456	111		1:47.859	111		1:48.372
111	0.294	1:47.636	111	0.106	1:50.667	5	0.723	1:49.285	5	1.396	1:48.532	5	0.932	1:47.908
26	0.434	1:47.777	28	1 LAP	2:04.566	26	3.361	1:47.417	26	3.123	1:47.621	26	1.403	1:46.652
98	18.196	1:49.198	26	4.506	1:54.927	28	1 LAP	2:05.236	98	28.606	1:54.745	1	1 LAP	1:59.421
69	22.284	1:51.160	6	1 LAP	2:03.203	37	1 LAP	2:00.355	69	29.646	1:51.940	102	1 LAP	1:58.654
36	27.147	1:52.567	41	1 LAP	2:03.442	6	1 LAP	2:02.494	28	1 LAP	2:04.432	98	31.142	1:50.908
22	1 LAP	2:11.338	101	1 LAP	2:03.164	38	1 LAP	2:01.826	38	1 LAP	2:02.811	69	36.299	1:55.025
15	45.433	1:54.964	38	1 LAP	2:02.813	98	21.720	1:53.954	37	1 LAP	2:04.179	36	47.621	1:57.474
11	46.531	1:54.238	37	1 LAP	2:02.865	41	1 LAP	2:04.741	110	1 LAP	1:59.888	28	1 LAP	2:02.779
23	47.267	1:54.474	91	1 LAP	2:03.143	110	1 LAP	2:03.002	36	38.519	1:55.107	38	1 LAP	2:01.398
55	1:15.945	1:58.278	110	1 LAP	2:02.644	101	1 LAP	2:06.017	101	1 LAP	2:01.265	110	1 LAP	2:02.012
61	1:22.956	1:57.260	29	1 LAP	2:03.911	69	25.565	1:51.699	41	1 LAP	2:06.141	101	1 LAP	2:00.792
1	1:24.127	1:57.040	68	1 LAP	2:02.937	91	1 LAP	2:04.492	29	1 LAP	2:03.914	29	1 LAP	2:03.179
102	1:26.896	1:59.130	88	1 LAP	2:03.167	29	1 LAP	2:03.424	68	1 LAP	2:03.455	41	1 LAP	2:03.324
			98	16.328	1:48.987	68	1 LAP	2:04.085	91	1 LAP	2:05.168	68	1 LAP	2:03.875
			69	22.428	1:50.999	88	1 LAP	2:06.161	88	1 LAP	2:03.440	91	1 LAP	2:03.494
			36	27.941	1:51.649	36	31.271	1:51.892	15	1:02.032	1:54.746	15	1:08.085	1:54.425
			15	49.470	1:54.892	15	55.145	1:54.237	23	1:02.681	1:54.666	23	1:09.138	1:54.829
			11	50.546	1:54.870	23	55.874	1:53.247	11	1:03.483	1:53.905	11	1:10.985	1:55.874
			23	51.189	1:54.777	11	57.437	1:55.453	22	1 LAP	2:10.593	61	1:59.278	2:01.590
			22	1 LAP	2:09.149	22	1 LAP	2:11.566	61	1:46.060	1:56.973	22	1 LAP	2:15.173
			115	3 LAPS	7:37.240	61	1:36.946	1:57.611						
			55	1:23.057	1:57.967	1	1:39.749	1:58.462						
			61	1:27.897	1:55.796	102	1:45.547	1:59.458						
			1	1:29.849	1:56.577									
			102	1:34.651	1:58.610									

Session Start: 16:26:35 - Finish: 16:46:25
Weather/Track Conditions: Sun / Dry
Circuit: Brands Hatch Grand Prix Circuit
Track Length: 3.916 Km - 2.4330 miles

Legends of Brands Hatch Superprix - 1 - 2 Jul 2017

HSCC Classic Racing Cars with Classic Formula 3 supported by MB Wheels

Race 15 - Classification

Sheet No:

POS	NO	DRIVER/S	CLASS	CLASS POS	CAR MAKE / MODEL	TIME	LAPS	GAP	DIFF	MPH	BEST	ON
1	55	Maxim Bartell	CFA	1	Chevron B34	18:47.058	12	-- 12 laps		93.26	1:32.505	12
2	7	Richard Trott	CFA	2	Chevron B43	18:48.994	12	1.936	1.936	93.09	1:32.625	11
3	20	Gaius Ghinn	CFA	3	Ralt RT3	18:49.451	12	2.393	0.457	93.06	1:32.357	11
4	17	Keith White	CFA	4	Ralt RT1	19:01.269	12	14.211	11.818	92.09	1:33.662	5
5	8	David Thorburn	CFA	5	Ralt RT3	19:28.329	12	41.271	27.060	89.96	1:35.687	12
6	62	Graham Kiddy	CFA	6	Argo JM3	19:47.624	12	1:00.566	19.295	88.50	1:37.606	6
7	93	Rudolf Ernst	CFA	7	Ralt RT1	19:51.617	12	1:04.559	3.993	88.20	1:37.390	6
8	31	Stephen Pegram	CFA	8	Ralt RT1	20:01.923	12	1:14.865	10.306	87.45	1:38.060	11
9	49	Martin Anslow	CRG	1	Brabham BT21	20:02.595	12	1:15.537	0.672	87.40	1:37.897	7
10	27	Glenn Eagling	CFB	1	Ensign 73-F3-17	20:09.425	12	1:22.367	6.830	86.90	1:38.851	7
11	21	Lorraine Gathercole	CRC	1	March 712	20:14.859	12	1:27.801	5.434	86.51	1:39.100	7
12	26	James Denty	CRH	1	GRD 373	20:18.040	12	1:30.982	3.181	86.29	1:39.482	7
13	5	Mark Goodyear	CRG	2	Lotus 59	18:56.918	11	-- 11 laps	20.054	84.74	1:39.623	10
14	25	Andrew Hibberd	CRD	1	Brabham BT18	19:02.448	11	5.530	5.530	84.33	1:40.131	6
15	44	Paul Tonkin	CFB	2	Brabham BT41	19:40.372	11	43.454	37.924	81.62	1:45.079	9
16	34	Peter Finnigan	CFD	1	Van Diemen RF82	19:45.107	11	48.189	4.735	81.29	1:44.905	11
17	37	Lincoln Small	CRC	2	Brabham BT30	20:15.636	11	1:18.718	30.529	79.26	1:47.045	9
		---------- NOT CLASSIFIED ----------										
DNF	88	Cameron Jackson	CFA		Euroracing 101	10:55.739	6	-- 6 laps --		80.14	1:33.359	3

---------- FASTEST LAP SUMMARY ----------

NO	DRIVER/S	CLASS	CAR MAKE / MODEL	FASTEST LAP	ON	MPH
20	Gaius Ghinn	CFA	Ralt RT3	1:32.357	11	94.84
49	Martin Anslow	CRG	Brabham BT21	1:37.897	7	89.47
27	Glenn Eagling	CFB	Ensign 73-F3-17	1:38.851	7	88.61
21	Lorraine Gathercole	CRC	March 712	1:39.100	7	88.38
26	James Denty	CRH	GRD 373	1:39.482	7	88.04
25	Andrew Hibberd	CRD	Brabham BT18	1:40.131	6	87.47
34	Peter Finnigan	CFD	Van Diemen RF82	1:44.905	11	83.49

Car 82 - non starter.

Session Start: 17:01:12 - Finish: 17:19:59
Weather/Track Conditions: Sun / Dry
Circuit: Brands Hatch Grand Prix Circuit
Track Length: 3.916 Km - 2.4330 miles

These results are provisional until the conclusion of any judicial and technical matters.

Clerk of the Course:	Timekeeper:	Issued at:
Julian Floyd	Nick Palmer	

MST

Printed : 02-07-2017 - 17:21

Full results available at www.mstworld.com. Email: timing@mstworld.com

Legends of Brands Hatch Superprix - 1 - 2 Jul 2017

HSCC Classic Racing Cars with Classic Formula 3 supported by MB Wheels

Race 15 - Sector Analysis

5	Mark Goodyear (CRG)								Lotus 59							
lap	Sect-1	Speed	Sect-2	Speed	Sect-3	Speed	Laptime	Pit	lap	Sect-1	Speed	Sect-2	Speed	Sect-3	Speed	Laptime	Pit
1		85.0	48.121	84.0	25.077	122.9	1:55.051		7	31.089	100.2	46.615	85.6	24.077	121.8	1:41.781	
2	31.970	93.9	47.807	91.0	24.708	121.3	1:44.485		8	31.239	96.3	45.637	92.6	23.743	121.1	1:40.619	
3	32.254	96.3	47.338	83.2	25.389	122.2	1:44.981		9	31.916	90.4	45.620	90.7	23.947	121.3	1:41.483	
4	31.603	96.9	45.074	88.6	24.167	122.4	1:40.844		10	30.919	99.3	44.823	90.3	23.881	122.4	1:39.623	
5	31.207	97.2	46.556	90.1	23.942	122.0	1:41.705		11	32.423	85.0	48.797	88.7	24.258	120.2	1:45.478	
6	31.268	98.4	45.772	89.2	23.828	121.5	1:40.868		12								

7	Richard Trott (CFA)								Chevron B43							
lap	Sect-1	Speed	Sect-2	Speed	Sect-3	Speed	Laptime	Pit	lap	Sect-1	Speed	Sect-2	Speed	Sect-3	Speed	Laptime	Pit
1		99.8	41.876	92.5	22.791	120.4	1:39.908		7	29.551	100.3	41.443	95.7	22.579	118.7	1:33.573	
2	29.645	100.5	41.809	94.3	22.670	121.1	1:34.124		8	29.535	100.2	42.514	97.0	22.489	120.9	1:34.538	
3	29.595	100.3	41.471	94.3	22.575	121.3	1:33.641		9	29.264	100.9	41.170	98.8	22.599	121.5	1:33.033	
4	29.510	100.8	41.872	96.3	22.377	121.5	1:33.759		10	29.338	99.6	40.974	97.1	22.338	119.4	1:32.650	
5	29.408	99.9	41.354	94.4	22.665	120.7	1:33.427		11	29.287	100.0	40.942	98.9	22.396	122.6	1:32.625	
6	29.434	99.9	42.159	95.7	22.527	120.4	1:34.120		12	29.413	101.3	41.727	96.8	22.456	120.4	1:33.596	

8	David Thorburn (CFA)								Ralt RT3							
lap	Sect-1	Speed	Sect-2	Speed	Sect-3	Speed	Laptime	Pit	lap	Sect-1	Speed	Sect-2	Speed	Sect-3	Speed	Laptime	Pit
1		98.7	43.840	87.1	23.551	117.9	1:45.863		7	29.910	99.9	42.878	93.5	23.188	119.0	1:35.976	
2	30.013	100.2	43.274	89.8	23.341	118.5	1:36.628		8	29.577	100.9	42.851	90.0	23.274	120.0	1:35.702	
3	29.859	99.8	43.436	89.7	23.521	118.5	1:36.816		9	31.167	99.9	43.133	89.3	23.364	118.7	1:37.664	
4	30.167	99.9	43.464	89.1	23.547	118.7	1:37.178		10	29.789	99.9	43.071	86.6	23.505	119.2	1:36.365	
5	30.218	99.5	43.276	90.4	23.436	118.3	1:36.930		11	29.923	100.9	43.306	90.9	24.025	118.1	1:37.254	
6	29.730	99.9	43.222	91.3	23.314	119.0	1:36.266		12	29.636	100.6	42.797	92.8	23.254	119.2	1:35.687	

17	Keith White (CFA)								Ralt RT1							
lap	Sect-1	Speed	Sect-2	Speed	Sect-3	Speed	Laptime	Pit	lap	Sect-1	Speed	Sect-2	Speed	Sect-3	Speed	Laptime	Pit
1		99.3	42.831	89.2	22.733	121.3	1:43.511		7	29.433	102.5	42.580	89.9	22.733	122.2	1:34.746	
2	29.855	101.1	42.015	95.3	22.884	121.1	1:34.754		8	29.560	102.5	41.648	95.1	22.608	121.8	1:33.816	
3	29.586	101.6	42.142	94.1	22.882	121.5	1:34.610		9	29.918	102.2	42.371	97.4	22.833	121.1	1:35.122	
4	29.785	101.4	42.137	95.1	22.697	122.2	1:34.619		10	29.661	102.0	41.994	95.9	22.874	121.1	1:34.529	
5	29.436	102.2	41.587	100.3	22.639	122.0	1:33.662		11	29.540	102.5	41.890	96.7	22.783	121.3	1:34.213	
6	29.433	102.8	41.489	96.1	22.912	121.1	1:33.834		12	29.543	102.8	41.574	97.4	22.736	122.4	1:33.853	

20	Gaius Ghinn (CFA)								Ralt RT3							
lap	Sect-1	Speed	Sect-2	Speed	Sect-3	Speed	Laptime	Pit	lap	Sect-1	Speed	Sect-2	Speed	Sect-3	Speed	Laptime	Pit
1		100.5	42.173	89.9	22.833	120.9	1:40.935		7	29.343	103.7	42.128	94.7	22.397	121.8	1:33.868	
2	29.803	101.6	41.673	93.9	22.532	121.8	1:34.008		8	29.192	103.3	41.452	93.0	22.320	122.9	1:32.964	
3	29.766	102.3	41.486	94.1	22.722	120.9	1:33.974		9	29.592	103.6	40.912	94.3	22.386	122.0	1:32.890	
4	30.034	103.6	41.933	90.0	22.708	122.4	1:34.675		10	29.323	101.9	41.106	96.0	22.375	122.2	1:32.804	
5	29.858	102.5	41.755	93.4	22.496	122.6	1:34.109		11	29.161	103.9	40.908	97.4	22.288	123.3	1:32.357	
6	29.843	103.1	41.261	91.6	22.572	122.0	1:33.676		12	29.119	103.6	41.749	96.7	22.323	121.5	1:33.191	

21	Lorraine Gathercole (CRC)								March 712							
lap	Sect-1	Speed	Sect-2	Speed	Sect-3	Speed	Laptime	Pit	lap	Sect-1	Speed	Sect-2	Speed	Sect-3	Speed	Laptime	Pit
1		95.2	48.154	80.7	25.004	121.8	1:55.450		7	31.482	99.5	44.445	94.3	23.173	126.3	1:39.100	
2	32.226	98.7	46.040	88.5	23.639	126.1	1:41.905		8	31.392	102.6	44.759	88.4	23.166	126.6	1:39.317	
3	32.186	98.7	45.056	85.3	23.470	125.1	1:40.712		9	31.282	99.9	44.637	91.1	23.269	124.5	1:39.188	
4	31.914	97.7	44.798	89.3	23.494	123.5	1:40.206		10	31.440	101.3	44.361	87.3	23.405	124.5	1:39.206	
5	31.557	99.3	44.692	87.0	23.369	124.9	1:39.618		11	31.294	99.5	45.102	88.9	23.329	124.5	1:39.725	
6	31.484	99.3	44.726	90.4	23.281	125.8	1:39.491		12	31.167	98.2	45.393	79.8	24.381	120.0	1:40.941	

25	Andrew Hibberd (CRD)								Brabham BT18							
lap	Sect-1	Speed	Sect-2	Speed	Sect-3	Speed	Laptime	Pit	lap	Sect-1	Speed	Sect-2	Speed	Sect-3	Speed	Laptime	Pit
1		90.9	47.824	79.1	25.306	115.1	1:55.498		7	31.786	91.1	45.434	88.3	24.501	115.9	1:41.721	
2	32.782	94.6	46.898	82.1	24.888	115.1	1:44.568		8	32.013	94.8	44.934	89.8	24.415	115.3	1:41.362	
3	32.176	95.2	46.324	83.9	24.245	115.7	1:42.745		9	32.032	92.9	45.475	87.6	24.315	115.5	1:41.822	
4	31.732	95.4	44.740	91.7	24.158	115.7	1:40.630		10	31.945	94.7	45.404	84.9	24.630	115.1	1:41.979	
5	31.566	94.6	44.646	89.2	24.265	115.9	1:40.477		11	36.425	89.4	48.313	84.1	26.777	97.7	1:51.515	
6	31.696	94.4	44.273	83.8	24.162	115.9	1:40.131		12								

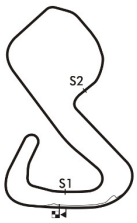

Session Start: 17:01:12 - Finish: 17:19:59
Weather/Track Conditions: Sun / Dry
Circuit: Brands Hatch Grand Prix Circuit
Track Length: 3.916 Km - 2.4330 miles

MST

Full results available at www.mstworld.com. Email: timing@mstworld.com

Printed : 02-07-2017 - 17:22

Legends of Brands Hatch Superprix - 1 - 2 Jul 2017

HSCC Classic Racing Cars with Classic Formula 3 supported by MB Wheels

Race 15 - Sector Analysis

26	James Denty (CRH)								GRD 373							
lap	Sect-1	Speed	Sect-2	Speed	Sect-3	Speed	Laptime	Pit	lap	Sect-1	Speed	Sect-2	Speed	Sect-3	Speed	Laptime	Pit
1		86.1	45.747	91.5	24.791	109.1	1:51.944		7	31.189	90.6	44.223	92.1	24.070	110.6	1:39.482	
2	32.245	91.6	44.867	85.9	24.592	110.0	1:41.704		8	31.003	90.9	44.223	89.2	24.340	110.2	1:39.566	
3	31.436	91.7	44.584	88.9	24.284	109.5	1:40.304		9	31.184	92.0	44.392	87.2	24.502	110.2	1:40.078	
4	31.205	92.5	44.401	86.6	24.478	111.1	1:40.084		10	31.133	91.1	46.240	87.6	24.727	110.2	1:42.100	
5	31.174	91.1	44.708	87.8	24.559	111.5	1:40.441		11	31.405	89.5	44.830	87.1	24.526	110.6	1:40.761	
6	31.697	90.5	44.407	89.5	24.296	110.6	1:40.400		12	31.370	91.4	45.165	82.2	24.641	110.6	1:41.176	

27	Glenn Eagling (CFB)								Ensign 73-F3-17							
lap	Sect-1	Speed	Sect-2	Speed	Sect-3	Speed	Laptime	Pit	lap	Sect-1	Speed	Sect-2	Speed	Sect-3	Speed	Laptime	Pit
1		92.6	45.209	89.2	24.294	112.2	1:49.787		7	31.022	94.4	43.996	91.5	23.833	113.2	1:38.851	
2	31.671	92.2	44.672	88.1	24.045	112.0	1:40.388		8	31.024	94.6	44.130	89.9	23.831	112.8	1:38.985	
3	31.459	92.9	46.016	88.9	24.364	111.7	1:41.839		9	31.106	94.4	44.118	90.1	23.655	112.6	1:38.879	
4	31.663	90.9	45.386	89.4	24.075	114.9	1:41.124		10	31.167	94.8	44.328	90.3	23.798	112.6	1:39.293	
5	31.371	93.6	45.178	88.0	24.475	112.6	1:41.024		11	31.071	94.4	44.181	90.9	23.663	113.2	1:38.915	
6	31.681	94.2	44.139	90.1	23.895	113.0	1:39.715		12	32.055	91.9	44.569	92.5	24.001	113.0	1:40.625	

31	Stephen Pegram (CFA)								Ralt RT1							
lap	Sect-1	Speed	Sect-2	Speed	Sect-3	Speed	Laptime	Pit	lap	Sect-1	Speed	Sect-2	Speed	Sect-3	Speed	Laptime	Pit
1		91.6	45.078	96.7	24.536	116.7	1:50.854		7	31.425	98.4	44.406	94.7	23.286	118.7	1:39.117	
2	31.580	96.1	44.781	88.7	23.649	118.7	1:40.010		8	31.147	98.4	44.247	86.2	23.355	119.6	1:38.749	
3	31.247	97.7	45.053	88.6	23.511	119.6	1:39.811		9	30.725	98.9	44.497	86.8	23.256	118.5	1:38.478	
4	31.291	97.3	45.402	83.0	23.666	119.4	1:40.359		10	31.023	97.7	44.003	86.9	23.313	118.3	1:38.339	
5	31.036	97.3	45.165	87.0	23.501	119.2	1:39.702		11	30.821	99.2	43.938	89.5	23.301	120.9	1:38.060	
6	31.275	98.9	44.759	84.7	23.491	118.5	1:39.525		12	31.498	96.1	44.053	88.7	23.368	118.1	1:38.919	

34	Peter Finnigan (CFD)								Van Diemen RF82							
lap	Sect-1	Speed	Sect-2	Speed	Sect-3	Speed	Laptime	Pit	lap	Sect-1	Speed	Sect-2	Speed	Sect-3	Speed	Laptime	Pit
1		87.3	49.106	76.2	25.949	111.3	2:00.237		7	34.232	85.1	48.321	78.9	25.383	112.8	1:47.936	
2	33.594	87.3	49.531	76.3	25.928	111.7	1:49.053		8	33.247	91.1	47.761	80.5	25.074	112.4	1:46.082	
3	33.350	84.1	49.006	79.3	25.290	113.0	1:47.646		9	32.872	88.7	47.703	79.8	25.424	111.7	1:45.999	
4	32.971	87.4	48.236	81.2	24.849	113.3	1:46.056		10	33.142	92.2	47.202	83.0	25.093	113.3	1:45.437	
5	33.177	88.9	47.502	83.5	25.016	112.4	1:45.695		11	32.887	83.0	46.881	83.2	25.137	111.3	1:44.905	
6	32.914	89.9	47.850	82.0	25.297	112.6	1:46.061		12								

37	Lincoln Small (CRC)								Brabham BT30							
lap	Sect-1	Speed	Sect-2	Speed	Sect-3	Speed	Laptime	Pit	lap	Sect-1	Speed	Sect-2	Speed	Sect-3	Speed	Laptime	Pit
1		82.4	50.974	72.9	26.060	122.9	2:02.590		7	33.265	95.1	48.502	78.5	25.896	120.2	1:47.663	
2	34.491	87.0	51.139	75.8	25.691	124.5	1:51.321		8	34.125	88.0	48.358	77.8	24.871	124.2	1:47.354	
3	35.298	80.5	51.271	72.3	26.281	123.8	1:52.850		9	32.850	95.4	49.357	77.3	24.838	123.5	1:47.045	
4	33.873	87.8	48.208	76.5	25.183	124.0	1:47.264		10	34.125	95.8	47.707	75.4	25.711	109.3	1:47.543	
5	34.456	81.4	48.966	73.0	24.887	124.7	1:48.309		11	38.946	70.5	48.628	74.8	25.598	117.3	1:53.172	
6	33.615	93.4	51.470	72.0	25.440	122.6	1:50.525		12								

44	Paul Tonkin (CFB)								Brabham BT41							
lap	Sect-1	Speed	Sect-2	Speed	Sect-3	Speed	Laptime	Pit	lap	Sect-1	Speed	Sect-2	Speed	Sect-3	Speed	Laptime	Pit
1		88.4	48.766	80.0	25.413	112.8	1:57.245		7	32.807	93.3	47.737	79.3	25.538	111.3	1:46.082	
2	33.113	92.4	48.823	74.2	25.421	111.7	1:47.357		8	33.222	93.9	47.428	83.7	24.472	113.0	1:45.122	
3	33.514	91.9	48.379	78.3	25.198	111.7	1:47.091		9	32.206	91.7	47.383	81.5	25.490	111.8	1:45.079	
4	33.684	86.5	48.673	78.7	25.257	111.8	1:47.614		10	33.142	93.8	47.748	78.0	25.934	112.2	1:46.824	
5	33.320	92.7	48.312	81.8	25.083	111.1	1:46.715		11	33.152	90.4	47.421	81.6	25.350	112.0	1:45.923	
6	32.954	91.9	47.442	82.5	24.924	111.5	1:45.320		12								

49	Martin Anslow (CRG)								Brabham BT21							
lap	Sect-1	Speed	Sect-2	Speed	Sect-3	Speed	Laptime	Pit	lap	Sect-1	Speed	Sect-2	Speed	Sect-3	Speed	Laptime	Pit
1		88.1	46.039	87.3	23.928	125.8	1:51.709		7	31.395	101.1	43.281	91.6	23.221	127.3	1:37.897	
2	31.854	97.9	45.046	78.5	23.948	126.3	1:40.848		8	31.326	99.8	43.835	86.8	23.449	127.3	1:38.610	
3	31.470	100.0	44.724	86.1	23.672	124.9	1:39.866		9	31.271	100.9	43.991	88.1	23.375	125.8	1:38.637	
4	31.940	96.7	44.374	84.0	23.719	126.6	1:40.033		10	31.434	99.5	43.375	87.6	23.343	125.4	1:38.152	
5	31.517	98.4	45.470	83.3	23.909	125.4	1:40.896		11	31.219	100.8	43.783	89.3	23.364	127.0	1:38.366	
6	31.551	99.0	43.988	88.5	23.365	126.3	1:38.904		12	31.861	97.6	43.719	87.2	23.097	126.1	1:38.677	

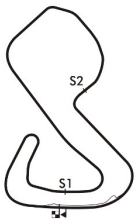

Session Start: 17:01:12 - Finish: 17:19:59
Weather/Track Conditions: Sun / Dry
Circuit: Brands Hatch Grand Prix Circuit
Track Length: 3.916 Km - 2.4330 miles

MST

Full results available at www.mstworld.com. Email: timing@mstworld.com

Printed : 02-07-2017 - 17:22

Legends of Brands Hatch Superprix - 1 - 2 Jul 2017

HSCC Classic Racing Cars with Classic Formula 3 supported by MB Wheels

Race 15 - Sector Analysis

55	Maxim Bartell (CFA)								Chevron B34								
lap	Sect-1	Speed	Sect-2	Speed	Sect-3	Speed	Laptime	Pit	lap	Sect-1	Speed	Sect-2	Speed	Sect-3	Speed	Laptime	Pit
1		99.9	41.978	88.6	22.870	120.4	1:40.307		7	29.461	101.3	41.553	94.1	22.357	120.9	1:33.371	
2	29.730	101.6	41.797	90.9	22.489	121.8	1:34.016		8	29.458	101.1	41.554	90.4	22.773	120.7	1:33.785	
3	29.747	101.4	41.505	96.0	22.521	120.7	1:33.773		9	29.519	100.0	41.364	96.1	22.503	121.1	1:33.386	
4	29.502	102.0	41.597	93.1	22.533	121.5	1:33.632		10	29.464	100.6	41.442	96.3	22.373	120.4	1:33.279	
5	29.409	100.5	41.427	95.6	22.343	121.8	1:33.179		11	29.109	101.9	41.068	96.1	22.474	122.0	1:32.651	
6	29.618	101.6	41.239	96.6	22.317	121.1	1:33.174		12	29.088	101.9	41.234	98.5	22.183	121.3	1:32.505	

62	Graham Kiddy (CFA)								Argo JM3								
lap	Sect-1	Speed	Sect-2	Speed	Sect-3	Speed	Laptime	Pit	lap	Sect-1	Speed	Sect-2	Speed	Sect-3	Speed	Laptime	Pit
1		96.3	44.511	84.8	23.545	121.1	1:47.471		7	30.924	99.5	43.412	88.5	23.364	122.4	1:37.700	
2	31.117	100.3	43.942	88.9	23.770	121.8	1:38.829		8	30.936	100.9	43.844	90.0	23.310	122.9	1:38.090	
3	31.159	100.2	44.118	90.0	23.397	122.0	1:38.674		9	30.738	100.5	43.670	90.5	23.279	122.9	1:37.687	
4	31.224	98.4	44.163	89.8	23.394	122.0	1:38.781		10	30.746	100.3	45.007	82.8	23.147	122.9	1:38.900	
5	30.880	99.6	43.878	91.7	23.358	119.6	1:38.116		11	30.871	100.6	43.419	89.3	23.357	122.9	1:37.647	
6	30.716	101.3	43.444	91.0	23.446	122.2	1:37.606		12	31.252	99.9	43.557	89.3	23.314	122.6	1:38.123	

88	Cameron Jackson (CFA)								Euroracing 101								
lap	Sect-1	Speed	Sect-2	Speed	Sect-3	Speed	Laptime	Pit	lap	Sect-1	Speed	Sect-2	Speed	Sect-3	Speed	Laptime	Pit
1		100.3	42.189	92.3	22.795	122.4	1:41.757		4	29.578	101.9	41.987	89.8	22.401	121.8	1:33.966	
2	29.774	101.6	41.646	95.6	22.401	122.9	1:33.821		5	29.763	98.3	41.993	95.1	22.840	115.1	1:34.596	
3	29.556	101.1	41.404	95.1	22.399	123.5	1:33.359		6	31.070	88.7	In		In		2:58.240	P

93	Rudolf Ernst (CFA)								Ralt RT1								
lap	Sect-1	Speed	Sect-2	Speed	Sect-3	Speed	Laptime	Pit	lap	Sect-1	Speed	Sect-2	Speed	Sect-3	Speed	Laptime	Pit
1		87.6	43.968	89.4	24.396	119.4	1:49.030		7	31.394	97.9	43.183	90.3	23.699	120.9	1:38.276	
2	30.995	99.3	43.470	87.9	24.158	119.8	1:38.623		8	30.709	96.6	43.614	84.3	23.356	122.2	1:37.679	
3	30.816	95.4	43.595	86.3	23.667	120.0	1:38.078		9	30.905	99.2	43.399	89.4	23.549	117.5	1:37.853	
4	31.069	99.5	43.952	88.0	23.634	120.2	1:38.655		10	30.957	99.8	45.799	74.2	24.917	120.9	1:41.673	
5	30.627	97.3	43.945	89.8	23.598	121.1	1:38.170		11	31.708	99.5	43.721	88.1	23.357	121.8	1:38.786	
6	30.843	98.3	43.391	84.2	23.156	121.3	1:37.390		12	30.637	99.8	43.256	89.8	23.511	121.5	1:37.404	

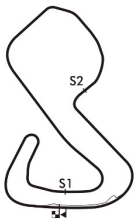

Session Start: 17:01:12 - Finish: 17:19:59
Weather/Track Conditions: Sun / Dry
Circuit: Brands Hatch Grand Prix Circuit
Track Length: 3.916 Km - 2.4330 miles

Legends of Brands Hatch Superprix - 1 - 2 Jul 2017

HSCC Classic Racing Cars with Classic Formula 3 supported by MB Wheels

Race 15 - Best Sector Times

	SECTOR 1			SECTOR 2			SECTOR 3		
	NO	TIME	LAP	NO	TIME	LAP	NO	TIME	LAP
1	55	29.088	12	20	40.908	11	55	22.183	12
2	20	29.119	12	7	40.942	11	20	22.288	11
3	7	29.264	9	55	41.068	11	7	22.338	10
4	17	29.433	6	88	41.404	3	88	22.399	3
5	88	29.556	3	17	41.489	6	17	22.608	8
6	8	29.577	8	8	42.797	12	49	23.097	12
7	93	30.627	5	93	43.183	7	62	23.147	10
8	62	30.716	6	49	43.281	7	93	23.156	6
9	31	30.725	9	62	43.412	7	21	23.166	8
10	5	30.919	10	31	43.938	11	8	23.188	7
11	26	31.003	8	27	43.996	7	31	23.256	9
12	27	31.022	7	26	44.223	7	27	23.655	9
13	21	31.167	12	25	44.273	6	5	23.743	8
14	49	31.219	11	21	44.361	10	26	24.070	7
15	25	31.566	5	5	44.823	10	25	24.158	4
16	44	32.206	9	34	46.881	11	44	24.472	8
17	37	32.850	9	44	47.383	9	37	24.838	9
18	34	32.872	9	37	47.707	10	34	24.849	4

IDEAL / BEST LAP COMPARISON

NO	NAME	BEST	IN	IDEAL	DIFF
20	Gaius Ghinn	1:32.357	11	1:32.315	+0.042
55	Maxim Bartell	1:32.505	12	1:32.339	+0.166
7	Richard Trott	1:32.625	11	1:32.544	+0.081
88	Cameron Jackson	1:33.359	3	1:33.359	+0.000
17	Keith White	1:33.662	5	1:33.530	+0.132
8	David Thorburn	1:35.687	12	1:35.562	+0.125
93	Rudolf Ernst	1:37.390	6	1:36.966	+0.424
62	Graham Kiddy	1:37.606	6	1:37.275	+0.331
49	Martin Anslow	1:37.897	7	1:37.597	+0.300
31	Stephen Pegram	1:38.060	11	1:37.919	+0.141
27	Glenn Eagling	1:38.851	7	1:38.673	+0.178
21	Lorraine Gathercole	1:39.100	7	1:38.694	+0.406
26	James Denty	1:39.482	7	1:39.296	+0.186
5	Mark Goodyear	1:39.623	10	1:39.485	+0.138
25	Andrew Hibberd	1:40.131	6	1:39.997	+0.134
34	Peter Finnigan	1:44.905	11	1:44.602	+0.303
44	Paul Tonkin	1:45.079	9	1:44.061	+1.018
37	Lincoln Small	1:47.045	9	1:45.395	+1.650

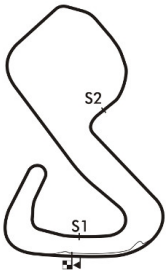

Session Start: 17:01:12 - Finish: 17:19:59
Weather/Track Conditions: Sun / Dry
Circuit: Brands Hatch Grand Prix Circuit
Track Length: 3.916 Km - 2.4330 miles

Legends of Brands Hatch Superprix - 1 - 2 Jul 2017

HSCC Classic Racing Cars with Classic Formula 3 supported by MB Wheels

Race 15 - Best Sector Speeds

	NO	SECTOR 1	MPH	NO	SECTOR 2	MPH	NO	SECTOR 3	MPH
1	20	Gaius Ghinn	103.9	17	Keith White	100.3	49	Martin Anslow	127.3
2	17	Keith White	102.8	7	Richard Trott	98.9	21	Lorraine Gathercole	126.6
3	21	Lorraine Gathercole	102.6	55	Maxim Bartell	98.5	37	Lincoln Small	124.7
4	55	Maxim Bartell	102.0	20	Gaius Ghinn	97.4	88	Cameron Jackson	123.5
5	88	Cameron Jackson	101.9	31	Stephen Pegram	96.7	20	Gaius Ghinn	123.3
6	7	Richard Trott	101.3	88	Cameron Jackson	95.6	5	Mark Goodyear	122.9
7	62	Graham Kiddy	101.3	21	Lorraine Gathercole	94.3	62	Graham Kiddy	122.9
8	49	Martin Anslow	101.1	8	David Thorburn	93.5	7	Richard Trott	122.6
9	8	David Thorburn	100.9	5	Mark Goodyear	92.6	17	Keith White	122.4
10	5	Mark Goodyear	100.2	27	Glenn Eagling	92.5	93	Rudolf Ernst	122.2
11	93	Rudolf Ernst	99.8	26	James Denty	92.1	55	Maxim Bartell	122.0
12	31	Stephen Pegram	99.2	25	Andrew Hibberd	91.7	31	Stephen Pegram	120.9
13	37	Lincoln Small	95.8	62	Graham Kiddy	91.7	8	David Thorburn	120.0
14	25	Andrew Hibberd	95.4	49	Martin Anslow	91.6	25	Andrew Hibberd	115.9
15	27	Glenn Eagling	94.8	93	Rudolf Ernst	90.3	27	Glenn Eagling	114.9
16	44	Paul Tonkin	93.9	44	Paul Tonkin	83.7	34	Peter Finnigan	113.3
17	26	James Denty	92.5	34	Peter Finnigan	83.5	44	Paul Tonkin	113.0
18	34	Peter Finnigan	92.2	37	Lincoln Small	78.5	26	James Denty	111.5

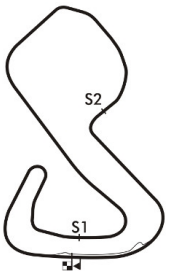

Session Start: 17:01:12 - Finish: 17:19:59
Weather/Track Conditions: Sun / Dry
Circuit: Brands Hatch Grand Prix Circuit
Track Length: 3.916 Km - 2.4330 miles

Legends of Brands Hatch Superprix - 1 - 2 Jul 2017

HSCC Classic Racing Cars with Classic Formula 3 supported by MB Wheels

Race 15 - Lap Chart

Lap 1			Lap 2			Lap 3			Lap 4			Lap 5			Lap 6		
NO	Behind	Laptime	NO	Behind	Laptime	NO	Behind	Laptime	NO	Behind	Laptime	NO	Behind	Laptime	NO	Behind	Laptime
7		1:39.908	7		1:34.124	7		1:33.641	7		1:33.759	7		1:33.427	55		1:33.174
55	0.399	1:40.307	55	0.291	1:34.016	55	0.423	1:33.773	55	0.296	1:33.632	55	0.048	1:33.179	7	0.898	1:34.120
20	1.027	1:40.935	20	0.911	1:34.008	20	1.244	1:33.974	88	1.471	1:33.966	88	2.640	1:34.596	20	3.296	1:33.676
88	1.849	1:41.757	88	1.546	1:33.821	88	1.264	1:33.359	20	2.160	1:34.675	20	2.842	1:34.109	17	6.909	1:33.834
17	3.603	1:43.511	17	4.233	1:34.754	17	5.202	1:34.610	17	6.062	1:34.619	17	6.297	1:33.662	8	21.600	1:36.266
8	5.955	1:45.863	8	8.459	1:36.628	8	11.634	1:36.816	8	15.053	1:37.178	8	18.556	1:36.930	62	31.396	1:37.606
62	7.563	1:47.471	62	12.268	1:38.829	62	17.301	1:38.674	62	22.323	1:38.781	62	27.012	1:38.116	93	31.865	1:37.390
93	9.122	1:49.030	93	13.621	1:38.623	93	18.058	1:38.078	93	22.954	1:38.655	93	27.697	1:38.170	31	42.180	1:39.525
27	9.879	1:49.787	27	16.143	1:40.388	31	23.002	1:39.811	31	29.602	1:40.359	31	35.877	1:39.702	49	44.175	1:38.904
31	10.946	1:50.854	31	16.832	1:40.010	27	24.341	1:41.839	49	31.024	1:40.033	49	38.493	1:40.896	27	45.796	1:39.715
49	11.801	1:51.709	49	18.525	1:40.848	49	24.750	1:39.866	27	31.706	1:41.124	27	39.303	1:41.024	26	46.796	1:40.400
26	12.036	1:51.944	26	19.616	1:41.704	26	26.279	1:40.304	26	32.604	1:40.084	26	39.618	1:40.441	21	49.301	1:39.491
5	15.143	1:55.051	21	23.323	1:41.905	21	30.394	1:40.712	21	36.841	1:40.206	21	43.032	1:39.618	25	55.968	1:40.131
21	15.542	1:55.450	5	25.504	1:44.485	25	35.138	1:42.745	25	42.009	1:40.630	25	49.059	1:40.477	5	59.853	1:40.868
25	15.590	1:55.498	25	26.034	1:44.568	5	36.844	1:44.981	5	43.929	1:40.844	5	52.207	1:41.705	44	1:23.261	1:45.320
44	17.337	1:57.245	44	30.570	1:47.357	44	44.020	1:47.091	44	57.875	1:47.614	44	1:11.163	1:46.715	34	1:26.667	1:46.061
34	20.329	2:00.237	34	35.258	1:49.053	34	49.263	1:47.646	34	1:01.560	1:46.056	34	1:13.828	1:45.695	88	1:27.658	2:58.240
37	22.682	2:02.590	37	39.879	1:51.321	37	59.088	1:52.850	37	1:12.593	1:47.264	37	1:27.475	1:48.309			

Session Start: 17:01:12 - Finish: 17:19:59
Weather/Track Conditions: Sun / Dry
Circuit: Brands Hatch Grand Prix Circuit
Track Length: 3.916 Km - 2.4330 miles

MST
Full results available at www.mstworld.com. Email: timing@mstworld.com

Printed : 02-07-2017 - 17:22

Legends of Brands Hatch Superprix - 1 - 2 Jul 2017

HSCC Classic Racing Cars with Classic Formula 3 supported by MB Wheels

Race 15 - Lap Chart

Lap 7			Lap 8			Lap 9			Lap 10			Lap 11			Lap 12		
NO	Behind	Laptime	NO	Behind	Laptime	NO	Behind	Laptime	NO	Behind	Laptime	NO	Behind	Laptime	NO	Behind	Laptime
55		1:33.371	55		1:33.785	55		1:33.386	55		1:33.279	55		1:32.651	55		1:32.505
7	1.100	1:33.573	7	1.853	1:34.538	7	1.500	1:33.033	7	0.871	1:32.650	7	0.845	1:32.625	7	1.936	1:33.596
20	3.793	1:33.868	44	1 LAP	1:46.082	20	2.476	1:32.890	20	2.001	1:32.804	20	1.707	1:32.357	20	2.393	1:33.191
17	8.284	1:34.746	20	2.972	1:32.964	17	10.051	1:35.122	17	11.301	1:34.529	17	12.863	1:34.213	5	1 LAP	1:45.478
37	1 LAP	1:50.525	34	1 LAP	1:47.936	44	1 LAP	1:45.122	44	1 LAP	1:45.079	8	38.089	1:37.254	17	14.211	1:33.853
8	24.205	1:35.976	17	8.315	1:33.816	34	1 LAP	1:46.082	34	1 LAP	1:45.999	44	1 LAP	1:46.824	25	1 LAP	1:51.515
62	35.725	1:37.700	37	1 LAP	1:47.663	8	30.400	1:37.664	8	33.486	1:36.365	34	1 LAP	1:45.437	8	41.271	1:35.687
93	36.770	1:38.276	8	26.122	1:35.702	37	1 LAP	1:47.354	62	49.952	1:38.900	62	54.948	1:37.647	44	1 LAP	1:45.923
31	47.926	1:39.117	62	40.030	1:38.090	62	44.331	1:37.687	37	1 LAP	1:47.045	93	59.660	1:38.786	34	1 LAP	1:44.905
49	48.701	1:37.897	93	40.664	1:37.679	93	45.131	1:37.853	93	53.525	1:41.673	37	1 LAP	1:47.543	62	1:00.566	1:38.123
27	51.276	1:38.851	31	52.890	1:38.749	31	57.982	1:38.478	31	1:03.042	1:38.339	31	1:08.451	1:38.060	93	1:04.559	1:37.404
26	52.907	1:39.482	49	53.526	1:38.610	49	58.777	1:38.637	49	1:03.650	1:38.152	49	1:09.365	1:38.366	31	1:14.865	1:38.919
21	55.030	1:39.100	27	56.476	1:38.985	27	1:01.969	1:38.879	27	1:07.983	1:39.293	27	1:14.247	1:38.915	49	1:15.537	1:38.677
25	1:04.318	1:41.721	26	58.688	1:39.566	26	1:05.380	1:40.078	21	1:12.291	1:39.206	21	1:19.365	1:39.725	27	1:22.367	1:40.625
5	1:08.263	1:41.781	21	1:00.562	1:39.317	21	1:06.364	1:39.188	26	1:14.201	1:42.100	26	1:22.311	1:40.761	21	1:27.801	1:40.941
			25	1:11.895	1:41.362	25	1:20.331	1:41.822	25	1:29.031	1:41.979				37	1 LAP	1:53.172
			5	1:15.097	1:40.619	5	1:23.194	1:41.483	5	1:29.538	1:39.623				26	1:30.982	1:41.176

Session Start: 17:01:12 - Finish: 17:19:59
Weather/Track Conditions: Sun / Dry
Circuit: Brands Hatch Grand Prix Circuit
Track Length: 3.916 Km - 2.4330 miles

Legends of Brands Hatch Superprix - 1 - 2 Jul 2017

HSCC 70's Road Sports

Race 16 - Classification

Sheet No:

POS	NO	DRIVER/S	CLASS	CLASS POS	CAR MAKE / MODEL	TIME	LAPS	GAP	DIFF	MPH	BEST	ON
1	24	Charles Barter	B	1	Datsun 240Z	20:13.743	11	-- 11 laps		79.37	1:48.908	3
2	72	Jim Dean	C	1	Lotus Europa	20:22.272	11	8.529	8.529	78.82	1:49.657	3
3	40	Tom Bradshaw	A	1	Porsche 928	20:24.300	11	10.557	2.028	78.69	1:49.667	3
4	20	Mark Leverett	C	2	Lotus Elan	20:46.922	11	33.179	22.622	77.26	1:51.448	4
5	65	Stephen Cooke	C	3	Lotus Seven S4	20:54.376	11	40.633	7.454	76.81	1:51.841	9
6	131	Mark Bennett	A	2	MG B	20:56.099	11	42.356	1.723	76.70	1:52.864	7
7	13	David Karaskas	B	2	TVR 3000M	21:07.913	11	54.170	11.814	75.99	1:52.858	5
8	70	Steve Skipworth	C	4	Lotus Europa	21:29.638	11	1:15.895	21.725	74.71	1:54.515	11
9	27	Chris Fisher	E	1	MG Arkley	21:30.630	11	1:16.887	0.992	74.65	1:54.244	11
10	14	Chris Holland	C	5	Lotus Seven S4	21:34.348	11	1:20.605	3.718	74.43	1:55.499	10
11	92	Brian Jarvis	D	1	Porsche 924	21:39.772	11	1:26.029	5.424	74.12	1:56.056	2
12	12	Neil Brown	D	2	Lotus Eclat	21:51.875	11	1:38.132	12.103	73.44	1:56.536	11
13	55	Stephen Bellerby	B	3	TVR 3000M	21:52.182	11	1:38.439	0.307	73.42	1:56.708	5
14	7	David Tomkinson	E	2	Triumph Spitfire	22:01.713	11	1:47.970	9.531	72.89	1:58.034	6
15	101	Peter Bowyer	I	1	MG B Roadster	22:10.424	11	1:56.681	8.711	72.41	1:58.665	7
16	10	Nigel Ashley	C	6	Lotus Europa	22:10.839	11	1:57.096	0.415	72.39	1:58.880	6
17	56	Sarah Hutchison	D	3	Lancia Beta	22:12.288	11	1:58.545	1.449	72.32	1:59.571	6
18	61	Lawrence Alexander	I	2	Alfa Romeo GTV	20:31.424	10	-- 10 laps	18.998	71.12	2:00.783	7
19	16	Richard Grube	I	3	Porsche 914-6	20:31.826	10	0.402	0.402	71.10	2:00.472	8
20	76	David Erwin	D	4	Alfa Romeo 2000 GTV	20:32.435	10	1.011	0.609	71.07	2:00.491	8
21	73	Peter Sloan	D	5	Alfa Romeo 2000 GTV	20:36.001	10	4.577	3.566	70.86	2:00.893	7
22	19	Will Leverett	C	7	Lotus Europa	23:25.769	10	2:54.345	2:49.768	62.30	1:49.507	3
23	74	Simon Adkins	D	6	Alfa Romeo GTV	20:54.399	9	-- 9 laps --	56.152	62.84	2:13.976	9
		---------- NOT CLASSIFIED ----------										
DNF	1	Julian Barter	D		MG B	15:50.392	8	-- 8 laps --		73.73	1:56.440	5
DNF	15	Charlie Ugo	B		Ferrari 308 GT4	13:50.594	7	-- 7 laps --		73.81	1:55.508	6

---------- FASTEST LAP SUMMARY ----------

NO	DRIVER/S	CLASS	CAR MAKE / MODEL	FASTEST LAP	ON	MPH
24	Charles Barter	B	Datsun 240Z	1:48.908	3	80.42
19	Will Leverett	C	Lotus Europa	1:49.507	3	79.98
40	Tom Bradshaw	A	Porsche 928	1:49.667	3	79.87
27	Chris Fisher	E	MG Arkley	1:54.244	11	76.67
92	Brian Jarvis	D	Porsche 924	1:56.056	2	75.47
101	Peter Bowyer	I	MG B Roadster	1:58.665	7	73.81

Car 76 - transponder working intermittently, please check position.
Cars 6 & 33 - non starters.

Session Start: 17:30:31 - Finish: 17:50:44
Weather/Track Conditions: Sun / Dry
Circuit: Brands Hatch Grand Prix Circuit
Track Length: 3.916 Km - 2.4330 miles

These results are provisional until the conclusion of any judicial and technical matters.

Clerk of the Course:	Timekeeper:	Issued at:
Julian Floyd	Nick Palmer	

MST

Printed : 02-07-2017 - 17:57

Full results available at www.mstworld.com. Email: timing@mstworld.com

Legends of Brands Hatch Superprix - 1 - 2 Jul 2017

HSCC 70's Road Sports

Race 16 - Sector Analysis

1	Julian Barter (D)								MG B							
lap	Sect-1	Speed	Sect-2	Speed	Sect-3	Speed	Laptime	Pit	lap	Sect-1	Speed	Sect-2	Speed	Sect-3	Speed	Laptime	Pit
1		76.5	54.781	70.8	28.379	100.2	2:09.025		5	36.294	78.8	52.297	73.7	27.849	99.0	1:56.440	
2	36.636	78.7	52.710	72.4	27.982	100.6	1:57.328		6	36.495	77.9	52.071	75.9	29.180	98.4	1:57.746	
3	36.352	78.4	52.465	70.5	28.227	98.7	1:57.044		7	36.578	78.0	52.766	66.5	28.239	98.3	1:57.583	
4	36.235	80.1	52.800	67.9	28.327	99.2	1:57.362		8	37.146	76.6	52.547	73.0	28.171	97.0	1:57.864	

7	David Tomkinson (E)								Triumph Spitfire							
lap	Sect-1	Speed	Sect-2	Speed	Sect-3	Speed	Laptime	Pit	lap	Sect-1	Speed	Sect-2	Speed	Sect-3	Speed	Laptime	Pit
1		76.7	54.115	74.4	28.560	98.7	2:09.644		7	36.511	77.2	54.233	78.0	28.753	98.0	1:59.497	
2	36.647	77.9	53.829	77.9	28.507	97.6	1:58.983		8	36.552	76.6	54.406	74.8	28.372	97.9	1:59.330	
3	36.911	76.2	53.613	76.8	28.537	97.6	1:59.061		9	36.675	77.8	53.733	76.3	28.296	97.7	1:58.704	
4	36.530	78.5	54.893	74.5	28.834	97.2	2:00.257		10	36.315	77.1	54.310	79.4	29.176	97.3	1:59.801	
5	37.686	77.1	53.517	77.3	28.712	97.4	1:59.915		11	36.302	77.0	53.588	75.8	28.597	96.6	1:58.487	
6	36.318	78.5	53.456	79.6	28.260	97.9	1:58.034		12								

10	Nigel Ashley (C)								Lotus Europa							
lap	Sect-1	Speed	Sect-2	Speed	Sect-3	Speed	Laptime	Pit	lap	Sect-1	Speed	Sect-2	Speed	Sect-3	Speed	Laptime	Pit
1		74.0	54.609	69.3	28.193	105.9	2:11.704		7	37.759	81.6	53.851	69.3	28.100	105.0	1:59.710	
2	37.613	77.8	54.048	69.0	28.117	105.0	1:59.778		8	39.484	75.7	53.860	69.4	28.075	105.0	2:01.419	
3	37.636	74.5	53.673	70.0	27.977	107.2	1:59.286		9	38.306	78.6	54.933	70.1	28.553	104.7	2:01.792	
4	37.840	79.0	53.440	69.7	27.892	106.5	1:59.172		10	38.234	79.3	53.554	71.8	28.082	105.2	1:59.870	
5	37.795	79.5	53.101	69.0	28.258	106.2	1:59.154		11	38.672	74.3	53.756	69.5	27.646	102.8	2:00.074	
6	37.771	77.8	53.309	68.1	27.800	106.5	1:58.880		12								

12	Neil Brown (D)								Lotus Eclat							
lap	Sect-1	Speed	Sect-2	Speed	Sect-3	Speed	Laptime	Pit	lap	Sect-1	Speed	Sect-2	Speed	Sect-3	Speed	Laptime	Pit
1		78.8	54.733	72.6	28.216	104.9	2:10.884		7	37.241	80.3	52.645	80.7	28.491	104.9	1:58.377	
2	37.270	80.1	53.725	75.1	28.228	105.5	1:59.223		8	36.901	81.4	53.257	79.4	27.933	105.4	1:58.091	
3	36.993	81.5	53.033	77.6	27.911	105.9	1:57.937		9	36.712	81.1	52.422	78.8	27.918	106.4	1:57.052	
4	36.792	82.1	53.679	79.8	28.436	103.7	1:58.907		10	36.904	81.2	53.221	75.2	28.228	105.0	1:58.353	
5	36.772	80.5	52.933	78.3	28.103	104.5	1:57.808		11	36.845	81.6	52.052	79.6	27.639	105.4	1:56.536	
6	37.650	80.2	53.209	77.1	27.848	105.7	1:58.707		12								

13	David Karaskas (B)								TVR 3000M							
lap	Sect-1	Speed	Sect-2	Speed	Sect-3	Speed	Laptime	Pit	lap	Sect-1	Speed	Sect-2	Speed	Sect-3	Speed	Laptime	Pit
1		82.2	52.233	78.4	26.755	113.9	2:01.912		7	35.236	87.9	51.169	75.1	27.395	113.7	1:53.800	
2	36.513	85.8	50.866	77.2	26.775	113.9	1:54.154		8	35.425	89.8	51.890	73.8	29.424	111.5	1:56.739	
3	35.475	85.7	50.871	75.7	27.011	113.0	1:53.357		9	36.099	88.4	50.192	77.1	26.940	112.8	1:53.231	
4	35.811	86.2	50.711	77.2	27.031	113.5	1:53.553		10	36.087	86.9	52.592	79.5	27.474	94.2	1:56.153	
5	35.490	83.2	50.656	75.3	26.712	114.7	1:52.858		11	37.572	84.3	52.844	73.8	27.729	93.9	1:58.145	
6	35.810	87.3	51.328	75.8	26.873	113.7	1:54.011		12								

14	Chris Holland (C)								Lotus Seven S4							
lap	Sect-1	Speed	Sect-2	Speed	Sect-3	Speed	Laptime	Pit	lap	Sect-1	Speed	Sect-2	Speed	Sect-3	Speed	Laptime	Pit
1		73.0	53.031	70.6	27.864	106.0	2:08.175		7	37.618	83.3	52.653	75.8	28.029	106.5	1:58.300	
2	36.808	85.3	52.383	71.0	27.426	107.2	1:56.617		8	36.322	83.3	51.768	71.9	28.936	106.2	1:57.026	
3	36.573	80.8	53.087	72.6	27.498	107.4	1:57.158		9	36.201	82.7	52.379	75.0	28.003	107.2	1:56.583	
4	36.821	82.1	52.102	67.4	27.968	105.4	1:56.891		10	36.280	83.1	51.522	72.7	27.697	106.2	1:55.499	
5	36.544	82.9	51.484	74.0	27.771	104.7	1:55.799		11	36.234	83.5	51.759	76.8	27.635	107.0	1:55.628	
6	36.520	81.5	52.294	71.8	27.858	105.9	1:56.672		12								

15	Charlie Ugo (B)								Ferrari 308 GT4							
lap	Sect-1	Speed	Sect-2	Speed	Sect-3	Speed	Laptime	Pit	lap	Sect-1	Speed	Sect-2	Speed	Sect-3	Speed	Laptime	Pit
1		80.9	53.618	78.3	28.622	104.2	2:07.071		5	37.319	85.1	51.787	75.7	28.483	105.0	1:57.589	
2	36.470	83.5	51.601	76.8	28.175	104.5	1:56.246		6	36.407	84.4	51.778	76.4	27.323	106.7	1:55.508	
3	37.227	81.7	53.077	79.6	27.964	105.7	1:58.268		7	37.306	84.3	52.848	78.1	28.742	104.7	1:58.896	
4	36.328	82.6	52.453	73.3	28.235	104.2	1:57.016		8								

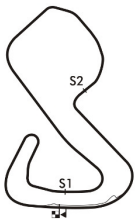

Session Start: 17:30:31 - Finish: 17:50:44
Weather/Track Conditions: Sun / Dry
Circuit: Brands Hatch Grand Prix Circuit
Track Length: 3.916 Km - 2.4330 miles

MST

Legends of Brands Hatch Superprix - 1 - 2 Jul 2017

HSCC 70's Road Sports

Race 16 - Sector Analysis

16 Richard Grube (I) — Porsche 914-6

lap	Sect-1	Speed	Sect-2	Speed	Sect-3	Speed	Laptime	Pit	lap	Sect-1	Speed	Sect-2	Speed	Sect-3	Speed	Laptime	Pit
1		77.8	55.501	70.5	29.472	98.7	2:15.581		6	37.931	80.1	54.135	69.9	29.045	101.1	2:01.111	
2	38.142	79.7	54.431	69.7	29.223	100.8	2:01.796		7	37.761	79.9	54.612	72.4	28.690	102.2	2:01.063	
3	37.683	80.4	55.547	70.0	29.710	97.4	2:02.940		8	37.575	82.4	54.297	72.3	28.600	102.6	2:00.472	
4	38.361	78.1	55.709	71.8	28.818	101.1	2:02.888		9	37.990	79.8	55.080	74.2	28.806	101.6	2:01.876	
5	38.119	80.0	55.074	72.3	28.926	101.6	2:02.119		10	38.222	79.3	55.133	73.1	28.625	92.1	2:01.980	

19 Will Leverett (C) — Lotus Europa

lap	Sect-1	Speed	Sect-2	Speed	Sect-3	Speed	Laptime	Pit	lap	Sect-1	Speed	Sect-2	Speed	Sect-3	Speed	Laptime	Pit
1		86.0	50.475	77.2	26.096	111.3	1:57.415		6	34.469	86.3				108.4	1:50.902	
2	35.259	84.1	48.951	77.3	25.961	112.6	1:50.171		7				75.6			5:01.371	
3	34.628	76.1	48.618	77.7	26.261	111.5	1:49.507		8	Out					111.1	1:58.100	
4	34.938	80.6				110.9	1:50.515		9	34.853					111.8	1:50.560	
5	34.565	80.5	48.719	74.3	26.422	113.2	1:49.706		10			In		In		3:27.522	P

20 Mark Leverett (C) — Lotus Elan

lap	Sect-1	Speed	Sect-2	Speed	Sect-3	Speed	Laptime	Pit	lap	Sect-1	Speed	Sect-2	Speed	Sect-3	Speed	Laptime	Pit
1		85.7	51.264	77.1	27.331	111.5	2:00.250		7	35.726	82.4	50.348	77.8	27.000	113.3	1:53.074	
2	35.899	85.3	50.299	79.2	26.702	113.7	1:52.900		8	35.303	80.7	50.130	80.7	27.550	113.7	1:52.983	
3	35.552	85.6	50.190	79.5	26.770	113.9	1:52.512		9	35.630	85.0	50.141	73.8	26.817	113.5	1:52.588	
4	35.321	86.9	49.616	79.5	26.511	113.5	1:51.448		10	35.336	85.7	50.302	78.1	27.020	113.3	1:52.658	
5	35.403	83.6	49.833	79.4	27.468	113.5	1:52.704		11	35.576	83.7	50.435	74.4	26.945	106.0	1:52.956	
6	35.386	79.4	50.567	75.7	26.896	112.8	1:52.849		12								

24 Charles Barter (B) — Datsun 240Z

lap	Sect-1	Speed	Sect-2	Speed	Sect-3	Speed	Laptime	Pit	lap	Sect-1	Speed	Sect-2	Speed	Sect-3	Speed	Laptime	Pit
1		87.3	49.979	81.9	26.018	110.2	1:56.332		7	34.426	87.6	48.445	79.7	26.121	110.4	1:48.992	
2	35.024	91.2	48.845	77.5	26.158	111.1	1:50.027		8	34.528	87.4	48.520	80.2	26.135	109.3	1:49.183	
3	34.824	88.1	48.066	81.6	26.018	110.6	1:48.908		9	34.819	86.5	48.907	77.2	26.423	110.2	1:50.149	
4	34.375	88.4	48.543	76.2	26.112	110.9	1:49.030		10	35.448	87.1	50.176	79.9	26.275	108.8	1:51.899	
5	34.998	88.1	48.807	76.5	26.238	110.2	1:50.043		11	35.059	87.0	48.854	78.4	25.897	111.7	1:49.810	
6	34.705	87.4	48.495	78.5	26.170	109.7	1:49.370		12								

27 Chris Fisher (E) — MG Arkley

lap	Sect-1	Speed	Sect-2	Speed	Sect-3	Speed	Laptime	Pit	lap	Sect-1	Speed	Sect-2	Speed	Sect-3	Speed	Laptime	Pit
1		74.9	53.199	72.5	28.916	97.9	2:07.828		7	37.079	76.4	52.712	72.6	27.967	100.2	1:57.758	
2	37.156	76.4	52.942	70.9	28.273	98.1	1:58.371		8	35.935	77.5	51.405	76.2	28.433	97.9	1:55.773	
3	35.779	78.8	52.960	70.3	28.218	99.2	1:56.957		9	35.770	77.4	51.850	75.6	27.814	98.1	1:55.434	
4	36.274	78.1	52.105	70.5	28.303	98.0	1:56.682		10	35.676	77.9	51.573	75.5	27.472	99.6	1:54.721	
5	36.696	78.1	51.660	71.0	28.215	97.6	1:56.571		11	35.604	79.2	51.304	74.2	27.336	99.3	1:54.244	
6	36.708	78.2	51.749	71.3	27.834	100.2	1:56.291		12								

40 Tom Bradshaw (A) — Porsche 928

lap	Sect-1	Speed	Sect-2	Speed	Sect-3	Speed	Laptime	Pit	lap	Sect-1	Speed	Sect-2	Speed	Sect-3	Speed	Laptime	Pit
1		84.6	50.976	76.2	26.853	113.3	2:00.203		7	34.564	91.1	49.097	81.9	26.255	113.3	1:49.916	
2	34.932	89.9	49.568	80.5	26.378	113.5	1:50.878		8	34.500	90.3	49.162	81.0	26.265	113.0	1:49.927	
3	34.488	90.9	48.946	81.7	26.233	113.5	1:49.667		9	34.670	90.9	49.041	80.2	26.383	113.2	1:50.094	
4	34.534	90.5	49.708	73.9	26.622	112.6	1:50.864		10	34.516	90.6	49.536	80.9	26.309	113.3	1:50.361	
5	34.648	90.3	48.963	81.4	26.247	113.5	1:49.858		11	35.707	87.9	49.614	83.1	26.282	110.6	1:51.603	
6	34.762	90.3	49.093	81.9	27.074	108.9	1:50.929		12								

55 Stephen Bellerby (B) — TVR 3000M

lap	Sect-1	Speed	Sect-2	Speed	Sect-3	Speed	Laptime	Pit	lap	Sect-1	Speed	Sect-2	Speed	Sect-3	Speed	Laptime	Pit
1		78.4	55.458	75.2	27.887	107.0	2:09.782		7	38.433	76.9	52.638	74.2	28.173	106.9	1:59.244	
2	37.938	78.4	53.677	75.6	28.013	105.5	1:59.628		8	37.461	80.8	51.975	75.6	27.845	105.2	1:57.281	
3	38.551	75.3	53.435	78.4	28.323	108.4	2:00.309		9	37.856	80.9	51.594	73.7	27.454	106.7	1:56.904	
4	37.840	81.0	52.782	77.3	27.739	108.2	1:58.361		10	37.298	79.2	53.205	74.2	28.285	106.4	1:58.788	
5	36.977	81.1	52.229	75.0	27.502	108.6	1:56.708		11	37.999	81.2	51.940	78.2	27.244	110.6	1:57.183	
6	37.202	78.8	52.565	74.1	28.227	105.0	1:57.994		12								

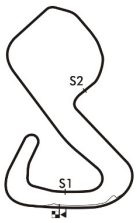

Session Start: 17:30:31 - Finish: 17:50:44
Weather/Track Conditions: Sun / Dry
Circuit: Brands Hatch Grand Prix Circuit
Track Length: 3.916 Km - 2.4330 miles

MST

Legends of Brands Hatch Superprix - 1 - 2 Jul 2017

HSCC 70's Road Sports

Race 16 - Sector Analysis

56 Sarah Hutchison (D) — Lancia Beta

lap	Sect-1	Speed	Sect-2	Speed	Sect-3	Speed	Laptime	Pit
1		78.3	55.317	71.0	28.083	101.4	2:12.628	
2	37.065	80.2	55.694	70.6	28.338	100.5	2:01.097	
3	37.678	76.9	54.173	71.6	28.226	100.3	2:00.077	
4	37.177	78.8	54.198	73.0	28.244	102.2	1:59.619	
5	37.515	78.1	53.945	72.6	28.137	101.2	1:59.597	
6	37.280	78.4	54.031	74.9	28.260	101.1	1:59.571	
7	37.285	78.6	54.287	70.5	28.522	101.7	2:00.094	
8	37.287	76.8	54.200	70.0	28.537	102.0	2:00.024	
9	37.371	79.1	54.507	71.9	28.197	101.9	2:00.075	
10	37.232	80.6	54.152	71.3	28.260	100.9	1:59.644	
11	37.422	80.2	54.339	72.8	28.101	99.7	1:59.862	
12								

61 Lawrence Alexander (I) — Alfa Romeo GTV

lap	Sect-1	Speed	Sect-2	Speed	Sect-3	Speed	Laptime	Pit
1		76.5	56.197	71.3	28.423	100.8	2:15.798	
2	38.265	81.3	55.133	71.6	28.803	99.0	2:02.201	
3	37.338	82.5	56.085	69.7	28.864	97.7	2:02.287	
4	37.224	79.5	55.674	67.7	29.214	97.9	2:02.112	
5	37.857	73.7	55.525	69.4	28.730	98.3	2:02.112	
6	37.683	75.3	54.850	73.6	28.513	97.4	2:01.046	
7	37.449	74.9	54.571	68.0	28.763	99.0	2:00.783	
8	37.725	75.5	54.624	71.8	28.790	98.3	2:01.139	
9	37.250	76.0	55.157	69.1	29.128	98.6	2:01.535	
10	38.362	79.2	54.896	72.7	29.153	86.4	2:02.411	

65 Stephen Cooke (C) — Lotus Seven S4

lap	Sect-1	Speed	Sect-2	Speed	Sect-3	Speed	Laptime	Pit
1		78.7	52.092	78.4	26.893	110.7	2:02.679	
2	36.502	85.3	50.905	79.6	26.446	112.8	1:53.853	
3	35.672	87.7	50.916	79.2	26.650	111.3	1:53.238	
4	35.977	86.5	51.201	79.9	26.552	112.4	1:53.730	
5	35.342	85.9	50.891	77.2	26.437	111.3	1:52.670	
6	35.802	84.3	51.901	76.2	26.326	111.1	1:54.029	
7	35.123	88.4	51.025	80.1	27.686	110.6	1:53.834	
8	35.423	88.9	50.448	80.9	26.506	110.9	1:52.377	
9	35.374	87.1	50.000	77.4	26.467	107.7	1:51.841	
10	35.893	78.4	51.279	75.8	26.974	110.7	1:54.146	
11	35.397	90.1	50.331	78.8	26.251	111.1	1:51.979	
12								

70 Steve Skipworth (C) — Lotus Europa

lap	Sect-1	Speed	Sect-2	Speed	Sect-3	Speed	Laptime	Pit
1		77.0	53.206	74.0	27.106	108.9	2:05.312	
2	36.840	82.2	51.971	70.8	27.391	109.1	1:56.202	
3	36.469	82.9	51.131	72.0	27.242	108.2	1:54.842	
4	36.731	83.1	51.905	72.0	27.429	106.7	1:56.065	
5	37.115	84.4	52.420	70.8	27.510	107.6	1:57.045	
6	37.091	84.7	52.540	72.8	27.626	108.8	1:57.257	
7	37.271	71.9	52.949	73.4	27.542	107.4	1:57.762	
8	37.388	83.2	52.484	70.2	27.545	107.9	1:57.417	
9	36.735	84.3	52.240	70.9	27.974	107.2	1:56.949	
10	37.302	82.9	51.759	72.2	27.211	108.2	1:56.272	
11	36.018	85.8	51.492	75.8	27.005	100.5	1:54.515	
12								

72 Jim Dean (C) — Lotus Europa

lap	Sect-1	Speed	Sect-2	Speed	Sect-3	Speed	Laptime	Pit
1		88.7	49.190	82.5	26.037	110.7	1:55.882	
2	35.389	88.0	49.631	76.8	26.110	112.0	1:51.130	
3	34.835	89.1	48.717	77.0	26.105	111.5	1:49.657	
4	34.896	89.8	49.087	75.5	26.111	110.2	1:50.094	
5	34.543	88.7	49.303	75.6	26.233	110.4	1:50.079	
6	34.241	88.7	49.496	75.1	26.219	111.5	1:49.956	
7	34.692	89.8	49.917	74.6	27.111	107.0	1:51.720	
8	35.640	88.6	49.823	73.6	26.689	110.7	1:52.152	
9	34.484	86.9	49.068	79.9	26.375	110.9	1:49.927	
10	34.650	89.3	48.964	79.9	26.132	112.4	1:49.746	
11	34.907	89.9	49.416	75.1	27.606	91.1	1:51.929	
12								

73 Peter Sloan (D) — Alfa Romeo 2000 GTV

lap	Sect-1	Speed	Sect-2	Speed	Sect-3	Speed	Laptime	Pit
1		72.4	57.550	72.5	29.368	99.7	2:18.602	
2	38.082	79.2	55.518	65.6	29.369	99.6	2:02.969	
3	37.744	80.5	54.910	70.2	29.687	99.6	2:02.341	
4	37.781	80.3	54.911	69.0	29.274	100.0	2:01.966	
5	37.176	80.7	55.026	69.6	28.832	101.1	2:01.034	
6	37.489	78.2	54.821	69.6	28.697	100.6	2:01.007	
7	37.875	80.4	54.288	68.5	28.730	100.8	2:00.893	
8	37.711	80.2	54.386	70.5	29.055	100.6	2:01.152	
9	37.963	78.2	55.484	70.5	29.389	96.9	2:02.836	
10	39.074	72.9	54.877	68.4	29.250	96.3	2:03.201	

74 Simon Adkins (D) — Alfa Romeo GTV

lap	Sect-1	Speed	Sect-2	Speed	Sect-3	Speed	Laptime	Pit
1		71.4	1:01.859	60.7	32.118	90.7	2:28.040	
2	42.194	70.1	1:02.937	63.1	32.502	90.6	2:17.633	
3	42.120	67.0	1:02.569	63.5	31.852	89.2	2:16.541	
4	42.486	71.1	1:02.324	65.9	35.040	84.4	2:19.850	
5	41.819	68.8	1:05.468	65.2	31.687	92.2	2:18.974	
6	42.763	58.8	1:05.002	65.0	33.805	81.6	2:21.570	
7	45.337	60.7	1:02.013	64.6	31.775	91.7	2:19.125	
8	41.832	68.8	1:05.657	65.1	31.201	91.9	2:18.690	
9	41.656	74.4	1:01.161	66.6	31.159	92.0	2:13.976	
10								

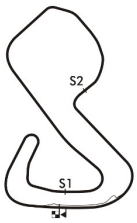

Session Start: 17:30:31 - Finish: 17:50:44
Weather/Track Conditions: Sun / Dry
Circuit: Brands Hatch Grand Prix Circuit
Track Length: 3.916 Km - 2.4330 miles

Legends of Brands Hatch Superprix - 1 - 2 Jul 2017

HSCC 70's Road Sports

Race 16 - Sector Analysis

76	David Erwin (D)								Alfa Romeo 2000 GTV								
lap	Sect-1	Speed	Sect-2	Speed	Sect-3	Speed	Laptime	Pit	lap	Sect-1	Speed	Sect-2	Speed	Sect-3	Speed	Laptime	Pit
1			56.213	74.3	28.470	100.5	2:16.371		6	38.001		54.061	73.5	28.985	98.6	2:01.047	
2	38.444		54.834	71.5	28.825	99.7	2:02.103		7	37.940		54.397	74.2	28.825	99.5	2:01.162	
3	37.718		55.658	72.1	28.978	99.2	2:02.354		8	37.871		53.844	71.6	28.776	99.7	2:00.491	
4	38.391		55.752	73.7	29.029	99.2	2:03.172		9				78.2	28.716		2:01.817	
5	37.870		55.198	77.0	28.760	98.4	2:01.828		10	39.114		54.146	75.3	28.830	94.6	2:02.090	

92	Brian Jarvis (D)								Porsche 924								
lap	Sect-1	Speed	Sect-2	Speed	Sect-3	Speed	Laptime	Pit	lap	Sect-1	Speed	Sect-2	Speed	Sect-3	Speed	Laptime	Pit
1		76.8	53.758	70.2	28.308	104.1	2:07.759		7	36.065	80.8	53.096	68.5	27.767	103.7	1:56.928	
2	36.548	82.4	52.151	71.9	27.357	104.5	1:56.056		8	38.797	79.0	52.356	71.2	27.620	104.4	1:58.773	
3	36.491	80.5	52.399	74.8	27.941	103.3	1:56.831		9	37.053	75.5	51.790	71.6	27.741	103.4	1:56.584	
4	37.932	81.0	53.589	69.3	28.019	103.7	1:59.540		10	36.541	80.0	52.486	75.1	27.566	103.6	1:56.593	
5	37.509	78.1	52.889	72.8	27.771	103.7	1:58.169		11	36.525	81.5	52.030	68.4	27.502	103.3	1:56.057	
6	36.782	80.9	52.127	70.6	27.573	103.9	1:56.482		12								

101	Peter Bowyer (I)								MG B Roadster								
lap	Sect-1	Speed	Sect-2	Speed	Sect-3	Speed	Laptime	Pit	lap	Sect-1	Speed	Sect-2	Speed	Sect-3	Speed	Laptime	Pit
1		76.9	55.010	68.3	28.427	103.0	2:13.523		7	36.612	81.0	53.625	75.6	28.428	102.5	1:58.665	
2	36.919	78.5	53.474	75.5	28.751	102.3	1:59.144		8	38.567	77.4	54.560	72.8	28.577	101.6	2:01.704	
3	37.115	78.8	53.554	73.1	28.462	101.9	1:59.131		9	37.471	78.1	55.558	76.6	28.368	101.6	2:01.397	
4	37.206	79.4	53.915	72.8	28.416	101.1	1:59.537		10	37.781	80.4	53.550	75.2	28.557	101.4	1:59.888	
5	36.832	80.6	53.910	73.8	28.377	100.3	1:59.119		11	37.419	79.0	53.665	75.6	27.753	100.3	1:58.837	
6	36.681	77.9	54.344	72.7	28.454	100.6	1:59.479		12								

131	Mark Bennett (A)								MG B								
lap	Sect-1	Speed	Sect-2	Speed	Sect-3	Speed	Laptime	Pit	lap	Sect-1	Speed	Sect-2	Speed	Sect-3	Speed	Laptime	Pit
1		84.2	52.609	74.4	26.887	110.2	2:01.641		7	35.378	84.2	50.567	73.8	26.919	110.9	1:52.864	
2	35.825	82.3	51.113	74.2	26.560	112.0	1:53.498		8	35.488	84.8	51.153	75.8	26.818	110.7	1:53.459	
3	35.696	81.8	50.773	75.4	26.704	110.0	1:53.173		9	35.738	83.6	50.776	75.7	26.881	110.7	1:53.395	
4	35.832	82.7	50.809	73.4	26.823	110.7	1:53.464		10	35.905	81.7	51.094	73.8	27.013	110.7	1:54.012	
5	35.569	82.6	50.724	76.4	26.685	110.7	1:52.978		11	35.690	82.9	51.165	76.0	27.164	103.4	1:54.019	
6	35.641	80.5	51.236	76.9	26.719	111.1	1:53.596		12								

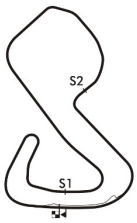

Session Start: 17:30:31 - Finish: 17:50:44
Weather/Track Conditions: Sun / Dry
Circuit: Brands Hatch Grand Prix Circuit
Track Length: 3.916 Km - 2.4330 miles

MST

Legends of Brands Hatch Superprix - 1 - 2 Jul 2017

HSCC 70's Road Sports

Race 16 - Best Sector Times

	SECTOR 1			SECTOR 2			SECTOR 3		
	NO	TIME	LAP	NO	TIME	LAP	NO	TIME	LAP
1	72	34.241	6	24	48.066	3	24	25.897	11
2	24	34.375	4	19	48.618	3	19	25.961	2
3	19	34.469	6	72	48.717	3	72	26.037	1
4	40	34.488	3	40	48.946	3	40	26.233	3
5	65	35.123	7	20	49.616	4	65	26.251	11
6	13	35.236	7	65	50.000	9	20	26.511	4
7	20	35.303	8	13	50.192	9	131	26.560	2
8	131	35.378	7	131	50.567	7	13	26.712	5
9	27	35.604	11	70	51.131	3	70	27.005	11
10	70	36.018	11	27	51.304	11	55	27.244	11
11	92	36.065	7	14	51.484	5	15	27.323	6
12	14	36.201	9	55	51.594	9	27	27.336	11
13	1	36.235	4	15	51.601	2	92	27.357	2
14	7	36.302	11	92	51.790	9	14	27.426	2
15	15	36.328	4	12	52.052	11	12	27.639	11
16	101	36.612	7	1	52.071	6	10	27.646	11
17	12	36.712	9	10	53.101	5	101	27.753	11
18	55	36.977	5	7	53.456	6	1	27.849	5
19	56	37.065	2	101	53.474	2	56	28.083	1
20	73	37.176	5	76	53.844	8	7	28.260	6
21	61	37.224	4	56	53.945	5	61	28.423	1
22	16	37.575	8	16	54.135	6	76	28.470	1
23	10	37.613	2	73	54.288	7	16	28.600	8
24	76	37.718	3	61	54.571	7	73	28.697	6
25	74	41.656	9	74	1:01.161	9	74	31.159	9

IDEAL / BEST LAP COMPARISON

NO	NAME	BEST	IN	IDEAL	DIFF
24	Charles Barter	1:48.908	3	1:48.338	+0.570
19	Will Leverett	1:49.507	3	1:49.048	+0.459
72	Jim Dean	1:49.657	3	1:48.995	+0.662
40	Tom Bradshaw	1:49.667	3	1:49.667	+0.000
20	Mark Leverett	1:51.448	4	1:51.430	+0.018
65	Stephen Cooke	1:51.841	9	1:51.374	+0.467
13	David Karaskas	1:52.858	5	1:52.140	+0.718
131	Mark Bennett	1:52.864	7	1:52.505	+0.359
27	Chris Fisher	1:54.244	11	1:54.244	+0.000
70	Steve Skipworth	1:54.515	11	1:54.154	+0.361
14	Chris Holland	1:55.499	10	1:55.111	+0.388
15	Charlie Ugo	1:55.508	6	1:55.252	+0.256
92	Brian Jarvis	1:56.056	2	1:55.212	+0.844
1	Julian Barter	1:56.440	5	1:56.155	+0.285
12	Neil Brown	1:56.536	11	1:56.403	+0.133
55	Stephen Bellerby	1:56.708	5	1:55.815	+0.893
7	David Tomkinson	1:58.034	6	1:58.018	+0.016
101	Peter Bowyer	1:58.665	7	1:57.839	+0.826
10	Nigel Ashley	1:58.880	6	1:58.360	+0.520
56	Sarah Hutchison	1:59.571	6	1:59.093	+0.478
16	Richard Grube	2:00.472	8	2:00.310	+0.162
76	David Erwin	2:00.491	8	2:00.032	+0.459
61	Lawrence Alexander	2:00.783	7	2:00.218	+0.565
73	Peter Sloan	2:00.893	7	2:00.161	+0.732
74	Simon Adkins	2:13.976	9	2:13.976	+0.000

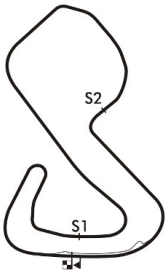

Session Start: 17:30:31 - Finish: 17:50:44
Weather/Track Conditions: Sun / Dry
Circuit: Brands Hatch Grand Prix Circuit
Track Length: 3.916 Km - 2.4330 miles

Legends of Brands Hatch Superprix - 1 - 2 Jul 2017

HSCC 70's Road Sports

Race 16 - Best Sector Speeds

	NO	SECTOR 1	MPH	NO	SECTOR 2	MPH	NO	SECTOR 3	MPH
1	24	Charles Barter	91.2	40	Tom Bradshaw	83.1	13	David Karaskas	114.7
2	40	Tom Bradshaw	91.1	72	Jim Dean	82.5	20	Mark Leverett	113.9
3	65	Stephen Cooke	90.1	24	Charles Barter	81.9	40	Tom Bradshaw	113.5
4	72	Jim Dean	89.9	65	Stephen Cooke	80.9	19	Will Leverett	113.2
5	13	David Karaskas	89.8	12	Neil Brown	80.7	65	Stephen Cooke	112.8
6	20	Mark Leverett	86.9	20	Mark Leverett	80.7	72	Jim Dean	112.4
7	19	Will Leverett	86.3	7	David Tomkinson	79.6	131	Mark Bennett	112.0
8	70	Steve Skipworth	85.8	15	Charlie Ugo	79.6	24	Charles Barter	111.7
9	14	Chris Holland	85.3	13	David Karaskas	79.5	55	Stephen Bellerby	110.6
10	15	Charlie Ugo	85.1	55	Stephen Bellerby	78.4	70	Steve Skipworth	109.1
11	131	Mark Bennett	84.8	76	David Erwin	78.2	14	Chris Holland	107.4
12	61	Lawrence Alexander	82.5	19	Will Leverett	77.7	10	Nigel Ashley	107.2
13	16	Richard Grube	82.4	131	Mark Bennett	76.9	15	Charlie Ugo	106.7
14	92	Brian Jarvis	82.4	14	Chris Holland	76.8	12	Neil Brown	106.4
15	12	Neil Brown	82.1	101	Peter Bowyer	76.6	92	Brian Jarvis	104.5
16	10	Nigel Ashley	81.6	27	Chris Fisher	76.2	101	Peter Bowyer	103.0
17	55	Stephen Bellerby	81.2	1	Julian Barter	75.9	16	Richard Grube	102.6
18	101	Peter Bowyer	81.0	70	Steve Skipworth	75.8	56	Sarah Hutchison	102.2
19	73	Peter Sloan	80.7	92	Brian Jarvis	75.1	73	Peter Sloan	101.1
20	56	Sarah Hutchison	80.6	56	Sarah Hutchison	74.9	61	Lawrence Alexander	100.8
21	1	Julian Barter	80.1	16	Richard Grube	74.2	1	Julian Barter	100.6
22	27	Chris Fisher	79.2	61	Lawrence Alexander	73.6	76	David Erwin	100.5
23	7	David Tomkinson	78.5	73	Peter Sloan	72.5	27	Chris Fisher	100.2
24	74	Simon Adkins	74.4	10	Nigel Ashley	71.8	7	David Tomkinson	98.7
25	76	David Erwin	0.0	74	Simon Adkins	66.6	74	Simon Adkins	92.2

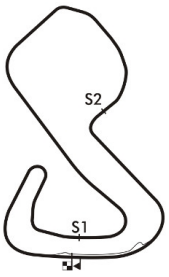

Session Start: 17:30:31 - Finish: 17:50:44
Weather/Track Conditions: Sun / Dry
Circuit: Brands Hatch Grand Prix Circuit
Track Length: 3.916 Km - 2.4330 miles

Legends of Brands Hatch Superprix - 1 - 2 Jul 2017

HSCC 70's Road Sports

Race 16 - Lap Chart

Lap 1			Lap 2			Lap 3			Lap 4			Lap 5			Lap 6		
NO	Behind	Laptime	NO	Behind	Laptime	NO	Behind	Laptime	NO	Behind	Laptime	NO	Behind	Laptime	NO	Behind	Laptime
72		1:55.882	24		1:50.027	24		1:48.908	24		1:49.030	24		1:50.043	24		1:49.370
24	0.450	1:56.332	72	0.653	1:51.130	72	1.402	1:49.657	72	2.466	1:50.094	72	2.502	1:50.079	72	3.088	1:49.956
19	1.533	1:57.415	19	1.227	1:50.171	19	1.826	1:49.507	19	3.311	1:50.515	19	2.974	1:49.706	19	4.506	1:50.902
40	4.321	2:00.203	40	4.722	1:50.878	40	5.481	1:49.667	40	7.315	1:50.864	40	7.130	1:49.858	40	8.689	1:50.929
20	4.368	2:00.250	20	6.791	1:52.900	20	10.395	1:52.512	20	12.813	1:51.448	74	1 LAP	2:19.850	20	18.953	1:52.849
131	5.759	2:01.641	131	8.780	1:53.498	131	13.045	1:53.173	131	17.479	1:53.464	20	15.474	1:52.704	131	24.640	1:53.596
13	6.030	2:01.912	13	9.707	1:54.154	13	14.156	1:53.357	13	18.679	1:53.553	131	20.414	1:52.978	13	26.135	1:54.011
65	6.797	2:02.679	65	10.173	1:53.853	65	14.503	1:53.238	65	19.203	1:53.730	13	21.494	1:52.858	65	26.489	1:54.029
70	9.430	2:05.312	70	15.155	1:56.202	70	21.089	1:54.842	70	28.124	1:56.065	65	21.830	1:52.670	74	1 LAP	2:18.974
15	11.189	2:07.071	15	16.958	1:56.246	92	25.379	1:56.831	15	34.304	1:57.016	70	35.126	1:57.045	70	43.013	1:57.257
92	11.877	2:07.759	92	17.456	1:56.056	15	26.318	1:58.268	14	34.544	1:56.891	14	40.300	1:55.799	14	47.602	1:56.672
27	11.946	2:07.828	14	18.433	1:56.617	14	26.683	1:57.158	27	35.541	1:56.682	15	41.850	1:57.589	15	47.988	1:55.508
14	12.293	2:08.175	27	19.840	1:58.371	27	27.889	1:56.957	92	35.889	1:59.540	27	42.069	1:56.571	27	48.990	1:56.291
1	13.143	2:09.025	1	19.994	1:57.328	1	28.130	1:57.044	1	36.462	1:57.362	1	42.859	1:56.440	92	51.127	1:56.482
7	13.762	2:09.644	7	22.268	1:58.983	7	32.421	1:59.061	12	42.654	1:58.907	92	44.015	1:58.169	1	51.235	1:57.746
55	13.900	2:09.782	55	23.051	1:59.628	12	32.777	1:57.937	7	43.648	2:00.257	12	50.419	1:57.808	55	59.072	1:57.994
12	15.002	2:10.884	12	23.748	1:59.223	55	34.452	2:00.309	55	43.783	1:58.361	55	50.448	1:56.708	12	59.756	1:58.707
10	15.822	2:11.704	10	25.123	1:59.778	10	35.501	1:59.286	10	45.643	1:59.172	7	53.520	1:59.915	7	1:02.184	1:58.034
56	16.746	2:12.628	101	26.308	1:59.144	101	36.531	1:59.131	101	47.038	1:59.537	10	54.754	1:59.154	10	1:04.264	1:58.880
101	17.641	2:13.523	56	27.366	2:01.097	56	38.535	2:00.077	56	49.124	1:59.619	101	56.114	1:59.119	101	1:06.223	1:59.479
16	19.699	2:15.581	16	31.018	2:01.796	61	45.019	2:02.287	61	58.101	2:02.112	56	58.678	1:59.597	56	1:08.879	1:59.571
61	19.916	2:15.798	61	31.640	2:02.201	16	45.050	2:02.940	16	58.908	2:02.888	61	1:10.170	2:02.112	61	1:21.846	2:01.046
76	20.489	2:16.371	76	32.115	2:02.103	76	45.561	2:02.354	76	59.703	2:03.172	16	1:10.984	2:02.119	16	1:22.725	2:01.111
73	22.720	2:18.602	73	35.212	2:02.969	73	48.645	2:02.341	73	1:01.581	2:01.966	76	1:11.488	2:01.828	76	1:23.165	2:01.047
74	32.158	2:28.040	74	59.314	2:17.633	74	1:26.947	2:16.541				73	1:12.572	2:01.034	73	1:24.209	2:01.007

Session Start: 17:30:31 - Finish: 17:50:44
Weather/Track Conditions: Sun / Dry
Circuit: Brands Hatch Grand Prix Circuit
Track Length: 3.916 Km - 2.4330 miles

MST
Full results available at www.mstworld.com. Email: timing@mstworld.com

Printed : 02-07-2017 - 18:01

Legends of Brands Hatch Superprix - 1 - 2 Jul 2017

HSCC 70's Road Sports

Race 16 - Lap Chart

Lap 7			Lap 8			Lap 9			Lap 10			Lap 11		
NO	Behind	Laptime	NO	Behind	Laptime	NO	Behind	Laptime	NO	Behind	Laptime	NO	Behind	Laptime
24		1:48.992	24		1:49.183	24		1:50.149	24		1:51.899	24		1:49.810
72	5.816	1:51.720	72	8.785	1:52.152	72	8.563	1:49.927	61	1 LAP	2:01.535	72	8.529	1:51.929
40	9.613	1:49.916	40	10.357	1:49.927	40	10.302	1:50.094	16	1 LAP	2:01.876	40	10.557	1:51.603
20	23.035	1:53.074	20	26.835	1:52.983	20	29.274	1:52.588	72	6.410	1:49.746	61	1 LAP	2:02.411
131	28.512	1:52.864	131	32.788	1:53.459	131	36.034	1:53.395	76	1 LAP	2:01.817	16	1 LAP	2:01.980
13	30.943	1:53.800	65	34.525	1:52.377	65	36.217	1:51.841	40	8.764	1:50.361	76	1 LAP	2:02.090
65	31.331	1:53.834	13	38.499	1:56.739	13	41.581	1:53.231	73	1 LAP	2:02.836	73	1 LAP	2:03.201
70	51.783	1:57.762	70	1:00.017	1:57.417	70	1:06.817	1:56.949	74	2 LAPS	2:18.690	20	33.179	1:52.956
14	56.910	1:58.300	27	1:04.346	1:55.773	27	1:09.631	1:55.434	20	30.033	1:52.658	65	40.633	1:51.979
27	57.756	1:57.758	14	1:04.753	1:57.026	14	1:11.187	1:56.583	131	38.147	1:54.012	74	2 LAPS	2:13.976
15	57.892	1:58.896	1	1:08.507	1:57.864	92	1:15.088	1:56.584	65	38.464	1:54.146	131	42.356	1:54.019
92	59.063	1:56.928	92	1:08.653	1:58.773	55	1:24.177	1:56.904	13	45.835	1:56.153	13	54.170	1:58.145
1	59.826	1:57.583	55	1:17.422	1:57.281	12	1:24.952	1:57.052	70	1:11.190	1:56.272	70	1:15.895	1:54.515
12	1:09.141	1:58.377	12	1:18.049	1:58.091	7	1:31.391	1:58.704	27	1:12.453	1:54.721	27	1:16.887	1:54.244
55	1:09.324	1:59.244	7	1:22.836	1:59.330	19	1 LAP	1:58.100	14	1:14.787	1:55.499	14	1:20.605	1:55.628
74	1 LAP	2:21.570	10	1:27.218	2:01.419	10	1:38.861	2:01.792	92	1:19.782	1:56.593	92	1:26.029	1:56.057
7	1:12.689	1:59.497	19	1 LAP	5:01.371	101	1:39.665	2:01.397	55	1:31.066	1:58.788	12	1:38.132	1:56.536
10	1:14.982	1:59.710	101	1:28.417	2:01.704	56	1:40.748	2:00.075	12	1:31.406	1:58.353	55	1:38.439	1:57.183
101	1:15.896	1:58.665	56	1:30.822	2:00.024				19	1 LAP	1:50.560	7	1:47.970	1:58.487
56	1:19.981	2:00.094	74	1 LAP	2:19.125				7	1:39.293	1:59.801	101	1:56.681	1:58.837
61	1:33.637	2:00.783	61	1:45.593	2:01.139				10	1:46.832	1:59.870	10	1:57.096	2:00.074
16	1:34.796	2:01.063	16	1:46.085	2:00.472				101	1:47.654	1:59.888	56	1:58.545	1:59.862
76	1:35.335	2:01.162	76	1:46.643	2:00.491				56	1:48.493	1:59.644	19	1 LAP	3:27.522
73	1:36.110	2:00.893	73	1:48.079	2:01.152									

Session Start: 17:30:31 - Finish: 17:50:44
Weather/Track Conditions: Sun / Dry
Circuit: Brands Hatch Grand Prix Circuit
Track Length: 3.916 Km - 2.4330 miles

MST
Full results available at www.mstworld.com. Email: timing@mstworld.com

Printed : 02-07-2017 - 18:01

Legends of Brands Hatch Superprix - 1 - 2 Jul 2017

HSCC Historic Formula Ford 2000 with Lackford Engineering Inc. URS Classic FF2000

Race 17 - Classification

Sheet No:

POS	NO	DRIVER/S	CLASS	CLASS POS	CAR MAKE / MODEL	TIME	LAPS	GAP	DIFF	MPH	BEST	ON
1	1	Andrew Park	A	1	Reynard SF81	20:02.470	11	-- 11 laps		80.12	1:33.970	9
2	35	Marc Mercer	URA	1	Van Diemen RF82	20:03.353	11	0.883	0.883	80.06	1:34.035	11
3	59	Tom White	B	1	Osella FAF	20:19.503	11	17.033	16.150	79.00	1:36.796	10
4	51	Graham Ridgway	A	2	Reynard SF78	20:21.586	11	19.116	2.083	78.86	1:36.744	10
5	8	Alexander Fores	A	3	Royale RP27	20:22.254	11	19.784	0.668	78.82	1:36.501	10
6	117	Chris Lord	URA	2	Van Diemen RF82	20:26.161	11	23.691	3.907	78.57	1:37.102	9
7	31	Brian Morris	A	4	Delta T80	20:28.065	11	25.595	1.904	78.45	1:37.606	10
8	72	Andrew Storer	A	5	Reynard SF79	20:28.883	11	26.413	0.818	78.40	1:36.161	9
9	77	David Walton	A	6	Royale RP27	20:30.605	11	28.135	1.722	78.29	1:37.682	8
10	58	Greg Robertson	A	7	Reynard SF79	20:31.816	11	29.346	1.211	78.21	1:37.827	9
11	41	David Mercer	URB	1	Reynard SF78	20:39.675	11	37.205	7.859	77.71	1:38.507	8
12	6	Jeremy Main	A	8	Reynard SF79	20:50.040	11	47.570	10.365	77.07	1:40.402	6
13	69	Adrian Reynard	A	9	Reynard SF78	20:51.061	11	48.591	1.021	77.01	1:40.249	8
14	45	John Stapleton	C	1	Tui BH2	20:51.594	11	49.124	0.533	76.98	1:40.428	10
15	99	Geoffrey O'nion	A	10	Reynard SF77	21:11.625	11	1:09.155	20.031	75.76	1:42.693	11
16	21	Neil Bowman	B	2	Van Diemen RF78	21:11.879	11	1:09.409	0.254	75.75	1:41.370	11
17	11	Jeff Williams	URS	1	Van Diemen RF82	21:12.788	11	1:10.318	0.909	75.70	1:42.762	11
18	4	Richard Cooke	URA	3	Van Diemen RF82	21:16.939	11	1:14.469	4.151	75.45	1:44.034	11
19	78	Jeremy Caine	B	3	Lola T580	21:20.876	11	1:18.406	3.937	75.22	1:44.458	9
20	49	Glyn Davies	URA	4	Van Diemen RF82	21:21.196	11	1:18.726	0.320	75.20	1:44.483	11
21	3	Steven Connor	URS	2	Van Diemen RF82	20:45.882	10	-- 10 laps	1:09.169	70.30	1:51.223	6

---------- NOT CLASSIFIED ----------

DNF	54	Iain Rowley	D	Delta T80
DNF	20	Harry Bishop	URA	Crossle 56F
DNF	63	Eric Bailey	A	Royale RP27
DNF	52	Jennifer Ridgway	A	Reynard SF78

---------- FASTEST LAP SUMMARY ----------

NO	DRIVER/S	CLASS	CAR MAKE / MODEL	FASTEST LAP	ON	MPH
1	Andrew Park	A	Reynard SF81	1:33.970	9	93.21
35	Marc Mercer	URA	Van Diemen RF82	1:34.035	11	93.14
59	Tom White	B	Osella FAF	1:36.796	10	90.49
41	David Mercer	URB	Reynard SF78	1:38.507	8	88.92
45	John Stapleton	C	Tui BH2	1:40.428	10	87.21
11	Jeff Williams	URS	Van Diemen RF82	1:42.762	11	85.23
54	Iain Rowley	D	Delta T80			

Session Start: 18:04:03 - Finish: 18:24:05
Weather/Track Conditions: Sun / Dry
Circuit: Brands Hatch Grand Prix Circuit
Track Length: 3.916 Km - 2.4330 miles

These results are provisional until the conclusion of any judicial and technical matters.

Clerk of the Course:	Timekeeper:	Issued at:
Julian Floyd	Nick Palmer	

MST

Printed : 02-07-2017 - 18:26

Full results available at www.mstworld.com. Email: timing@mstworld.com

Legends of Brands Hatch Superprix - 1 - 2 Jul 2017

HSCC Historic Formula Ford 2000 with Lackford Engineering Inc. URS Classic FF2000

Race 17 - Sector Analysis

1	Andrew Park (A)								Reynard SF81							
lap	Sect-1	Speed	Sect-2	Speed	Sect-3	Speed	Laptime	Pit	lap	Sect-1	Speed	Sect-2	Speed	Sect-3	Speed	Laptime	Pit
1				93.2	23.266	118.3	1:40.436		7	29.719	98.6	41.863	92.2	22.965	118.7	1:34.547	
2	30.058	98.0	43.132	94.9	23.014	118.5	1:36.204		8	29.626	99.3	41.831	93.6	22.889	119.2	1:34.346	
3	33.945	54.4	1:17.339	43.7	37.954	63.3	2:29.238		9	29.631	99.2	41.515	96.4	22.824	119.6	1:33.970	
4	46.272	57.5	1:07.558	52.2	34.798	82.1	2:28.628		10	29.518	99.5	41.845	95.7	22.878	119.2	1:34.241	
5	43.273	61.0	1:06.720	59.3	31.270	118.1	2:21.263		11	29.822	98.0	41.790	97.0	23.093	119.4	1:34.705	
6	29.978	98.2	41.806	91.5	23.108	118.7	1:34.892		12								

3	Steven Connor (URS)								Van Diemen RF82							
lap	Sect-1	Speed	Sect-2	Speed	Sect-3	Speed	Laptime	Pit	lap	Sect-1	Speed	Sect-2	Speed	Sect-3	Speed	Laptime	Pit
1		91.1	51.743	75.6	26.303	109.8	2:02.921		6	34.980	90.3	49.647	78.7	26.596	105.7	1:51.223	
2	33.763	90.1	49.431	76.6	30.769	95.8	1:53.963		7	35.768	80.5	55.323	69.2	28.800	100.2	1:59.891	
3	36.834	87.8	54.719	70.2	32.865	75.3	2:04.418		8	35.750	85.1	55.722	73.4	28.397	104.9	1:59.869	
4	47.211	37.0	1:11.043	66.1	31.992	76.7	2:30.246		9	36.129	85.1	52.087	72.2	28.535	100.2	1:56.751	
5	41.781	42.9	1:06.271	64.2	31.848	111.8	2:19.900		10	39.583	68.4	55.524	72.8	31.593	76.2	2:06.700	

4	Richard Cooke (URA)								Van Diemen RF82							
lap	Sect-1	Speed	Sect-2	Speed	Sect-3	Speed	Laptime	Pit	lap	Sect-1	Speed	Sect-2	Speed	Sect-3	Speed	Laptime	Pit
1		92.0	50.123	81.7	25.395	110.4	1:58.852		7	32.989	90.0	47.269	82.6	25.211	111.5	1:45.469	
2	33.449	91.0	47.834	82.3	25.498	110.9	1:46.781		8	32.809	93.0	48.840	83.1	25.216	110.6	1:46.865	
3	33.762	91.6	1:01.032	58.6	35.790	74.0	2:10.584		9	32.767	93.6	47.960	83.1	25.010	112.0	1:45.737	
4	47.418	38.3	1:08.148	77.5	33.779	84.3	2:29.345		10	32.918	91.7	46.442	87.0	24.887	113.0	1:44.247	
5	43.715	45.2	1:05.904	72.1	30.784	111.3	2:20.403		11	32.296	93.4	46.621	88.5	25.117	113.0	1:44.034	
6	32.863	93.0	46.741	84.1	25.018	112.6	1:44.622		12								

6	Jeremy Main (A)								Reynard SF79							
lap	Sect-1	Speed	Sect-2	Speed	Sect-3	Speed	Laptime	Pit	lap	Sect-1	Speed	Sect-2	Speed	Sect-3	Speed	Laptime	Pit
1		94.6	46.079	85.4	24.120	116.3	1:49.671		7	31.790	95.8	46.016	86.9	24.340	115.5	1:42.146	
2	31.518	96.3	45.952	84.6	24.196	115.7	1:41.666		8	31.725	96.3	45.246	90.3	24.672	114.5	1:41.643	
3	35.902	78.8	1:09.473	45.0	36.624	77.2	2:21.999		9	31.617	95.2	44.999	90.0	24.295	115.3	1:40.911	
4	47.323	39.6	1:06.577	60.1	35.008	84.6	2:28.908		10	31.822	95.5	45.283	86.1	24.457	115.7	1:41.562	
5	44.276	51.2	1:05.531	59.6	29.741	113.3	2:19.548		11	32.417	91.6	44.966	89.5	24.201	115.7	1:41.584	
6	31.577	95.2	44.774	83.8	24.051	116.3	1:40.402		12								

8	Alexander Fores (A)								Royale RP27							
lap	Sect-1	Speed	Sect-2	Speed	Sect-3	Speed	Laptime	Pit	lap	Sect-1	Speed	Sect-2	Speed	Sect-3	Speed	Laptime	Pit
1			44.349	91.7	24.030	113.7	1:46.317		7	30.682	97.2	43.453	94.0	23.847	112.6	1:37.982	
2	31.302	96.3	44.045	90.0	23.587	114.9	1:38.934		8	30.559	97.7	43.067	91.6	23.437	113.9	1:37.063	
3	31.693	80.9	1:14.752	49.4	36.964	62.1	2:23.409		9	30.509	97.6	43.002	94.9	23.527	114.3	1:37.038	
4	46.468	49.5	1:08.030	53.5	34.046	77.5	2:28.544		10	30.311	97.6	42.907	94.7	23.283	116.1	1:36.501	
5	43.487	56.3	1:06.946	56.1	30.339	115.5	2:20.772		11	30.567	97.0	42.990	96.0	23.553	114.7	1:37.110	
6	31.144	97.6	43.784	93.1	23.656	114.1	1:38.584		12								

11	Jeff Williams (URS)								Van Diemen RF82							
lap	Sect-1	Speed	Sect-2	Speed	Sect-3	Speed	Laptime	Pit	lap	Sect-1	Speed	Sect-2	Speed	Sect-3	Speed	Laptime	Pit
1		87.7	50.079	82.1	25.425	113.0	1:59.716		7	32.864	93.3	47.830	82.1	24.925	114.7	1:45.619	
2	33.744	92.6	47.928	81.9	26.662	102.8	1:48.334		8	32.662	92.4	47.571	79.7	24.895	113.7	1:45.128	
3	34.671	82.0	1:00.116	58.0	35.408	89.2	2:10.195		9	32.169	93.0	46.538	82.1	24.924	114.3	1:43.631	
4	46.815	41.4	1:09.306	68.1	32.904	95.4	2:29.025		10	32.571	93.9	46.884	80.2	24.808	114.1	1:44.263	
5	43.112	45.5	1:06.244	63.4	30.916	113.2	2:20.272		11	31.989	93.5	46.280	78.7	24.493	114.5	1:42.762	
6	32.504	92.1	46.788	78.9	24.551	115.3	1:43.843		12								

20	Harry Bishop (URA)								Crossle 56F							
lap	Sect-1	Speed	Sect-2	Speed	Sect-3	Speed	Laptime	Pit	lap	Sect-1	Speed	Sect-2	Speed	Sect-3	Speed	Laptime	Pit

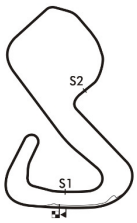

Session Start: 18:04:03 - Finish: 18:24:05
Weather/Track Conditions: Sun / Dry
Circuit: Brands Hatch Grand Prix Circuit
Track Length: 3.916 Km - 2.4330 miles

MST

Full results available at www.mstworld.com. Email: timing@mstworld.com

Printed : 02-07-2017 - 18:27

Legends of Brands Hatch Superprix - 1 - 2 Jul 2017

HSCC Historic Formula Ford 2000 with Lackford Engineering Inc. URS Classic FF2000

Race 17 - Sector Analysis

21 Neil Bowman (B) — Van Diemen RF78

lap	Sect-1	Speed	Sect-2	Speed	Sect-3	Speed	Laptime	Pit	lap	Sect-1	Speed	Sect-2	Speed	Sect-3	Speed	Laptime	Pit
1		90.0	50.277	84.7	26.117	110.9	1:59.251		7	32.194	93.1	47.961	77.2	24.802	113.2	1:44.957	
2	34.550	88.1	47.986	79.8	27.195	103.0	1:49.731		8	32.371	86.5	48.112	81.3	25.103	107.9	1:45.586	
3	34.516	77.1	1:00.352	59.7	35.270	85.4	2:10.138		9	32.690	94.4	48.177	80.9	24.683	114.3	1:45.550	
4	46.743	41.6	1:10.177	69.5	33.097	91.1	2:30.017		10	32.180	91.2	44.942	79.8	24.682	113.9	1:41.804	
5	42.395	42.2	1:06.066	63.3	32.281	110.2	2:20.742		11	31.850	90.1	44.811	83.6	24.709	112.4	1:41.370	
6	32.920	93.1	45.393	82.8	24.420	112.4	1:42.733		12								

31 Brian Morris (A) — Delta T80

lap	Sect-1	Speed	Sect-2	Speed	Sect-3	Speed	Laptime	Pit	lap	Sect-1	Speed	Sect-2	Speed	Sect-3	Speed	Laptime	Pit
1			44.903	91.6	23.491	115.1	1:46.681		7	31.118	95.6	43.521	90.5	23.497	115.7	1:38.136	
2	31.334	95.1	45.169	89.4	23.696	115.3	1:40.199		8	31.497	93.9	43.552	90.0	23.661	115.5	1:38.710	
3	37.251	65.8	1:08.850	51.1	36.940	68.1	2:23.041		9	30.892	96.3	43.538	92.6	23.582	115.5	1:38.012	
4	46.313	47.6	1:07.455	47.7	34.413	83.2	2:28.181		10	30.814	96.6	43.436	90.7	23.356	116.9	1:37.606	
5	43.416	55.8	1:06.711	59.8	30.674	115.9	2:20.801		11	30.583	94.8	43.931	91.1	23.510	114.1	1:38.024	
6	31.294	95.9	43.957	88.6	23.423	116.9	1:38.674		12								

35 Marc Mercer (URA) — Van Diemen RF82

lap	Sect-1	Speed	Sect-2	Speed	Sect-3	Speed	Laptime	Pit	lap	Sect-1	Speed	Sect-2	Speed	Sect-3	Speed	Laptime	Pit
1				90.7	23.123	116.3	1:41.408		7	29.646	96.6	42.064	92.1	22.885	116.5	1:34.595	
2	29.932	97.2	43.159	92.6	23.125	115.9	1:36.216		8	29.705	96.9	41.752	94.4	22.682	117.5	1:34.139	
3	35.431	54.7	1:15.582	45.4	37.847	62.9	2:28.860		9	29.723	97.0	41.788	94.1	22.850	117.3	1:34.361	
4	47.027	46.1	1:07.154	52.4	34.698	80.4	2:28.879		10	29.439	97.6	42.615	92.8	22.768	117.5	1:34.822	
5	42.959	65.4	1:06.737	57.6	31.503	115.7	2:21.199		11	29.584	97.4	41.718	96.3	22.733	118.1	1:34.035	
6	29.956	96.5	42.007	93.7	22.876	116.9	1:34.839		12								

41 David Mercer (URB) — Reynard SF78

lap	Sect-1	Speed	Sect-2	Speed	Sect-3	Speed	Laptime	Pit	lap	Sect-1	Speed	Sect-2	Speed	Sect-3	Speed	Laptime	Pit
1		93.1	49.773	88.0	24.419	114.9	1:55.540		7	31.151	97.9	45.520	91.6	24.074	116.9	1:40.745	
2	32.017	95.9	47.157	87.0	26.845	98.0	1:46.019		8	30.758	97.9	43.819	91.2	23.930	115.9	1:38.507	
3	33.011	90.6	1:04.425	48.4	36.244	69.3	2:13.680		9	30.922	97.7	43.980	93.2	23.915	115.7	1:38.817	
4	46.910	40.6	1:07.918	66.1	34.398	85.7	2:29.226		10	30.911	96.9	44.191	90.4	23.848	116.5	1:38.950	
5	43.783	44.2	1:05.473	55.4	30.050	115.7	2:19.306		11	30.942	97.2	43.950	83.9	23.943	117.5	1:38.835	
6	31.375	96.2	45.099	90.3	23.576	116.7	1:40.050		12								

45 John Stapleton (C) — Tui BH2

lap	Sect-1	Speed	Sect-2	Speed	Sect-3	Speed	Laptime	Pit	lap	Sect-1	Speed	Sect-2	Speed	Sect-3	Speed	Laptime	Pit
1		93.0	49.407	85.3	24.761	113.7	1:55.040		7	31.887	95.9	46.665	87.8	23.775	116.3	1:42.327	
2	31.978	93.5	47.048	82.6	25.897	100.5	1:44.923		8	31.447	94.7	45.910	88.3	24.214	115.9	1:41.571	
3	33.939	90.1	1:04.265	49.9	36.664	71.3	2:14.868		9	31.762	93.9	45.160	88.1	24.118	115.5	1:41.040	
4	46.747	40.4	1:07.663	64.7	34.773	85.6	2:29.183		10	31.665	93.6	44.823	90.0	23.940	116.5	1:40.428	
5	43.507	47.0	1:05.420	61.4	30.074	115.1	2:19.001		11	31.402	89.8	45.612	91.7	24.447	116.9	1:41.461	
6	31.817	94.2	45.875	90.4	24.060	116.3	1:41.752		12								

49 Glyn Davies (URA) — Van Diemen RF82

lap	Sect-1	Speed	Sect-2	Speed	Sect-3	Speed	Laptime	Pit	lap	Sect-1	Speed	Sect-2	Speed	Sect-3	Speed	Laptime	Pit
1		93.3	50.022	77.1	26.153	112.4	2:03.150		7	32.595	91.0	47.643	79.2	25.124	113.7	1:45.362	
2	34.095	90.0	49.404	74.2	29.392	90.9	1:52.891		8	32.812	92.2	47.319	83.5	24.689	114.5	1:44.820	
3	36.783	83.7	53.280	65.2	34.668	81.8	2:04.731		9	32.733	90.6	47.047	81.4	24.976	115.1	1:44.756	
4	46.913	38.7	1:09.882	67.1	33.190	82.7	2:29.985		10	32.418	91.0	47.543	80.2	24.729	115.3	1:44.690	
5	42.188	43.0	1:06.214	60.6	32.109	111.5	2:20.511		11	32.470	91.0	47.363	80.7	24.650	111.3	1:44.483	
6	33.155	93.9	47.405	77.6	25.257	113.5	1:45.817		12								

51 Graham Ridgway (A) — Reynard SF78

lap	Sect-1	Speed	Sect-2	Speed	Sect-3	Speed	Laptime	Pit	lap	Sect-1	Speed	Sect-2	Speed	Sect-3	Speed	Laptime	Pit
1				93.0	23.317	116.9	1:43.875		7	30.704	96.5	43.476	92.7	23.403	116.3	1:37.583	
2	31.130	97.0	44.046	90.9	23.456	115.9	1:38.632		8	30.754	97.3	43.638	94.7	23.373	116.5	1:37.765	
3	33.252	79.1	1:14.278	50.4	37.709	63.3	2:25.239		9	30.554	96.6	43.103	91.3	23.339	116.7	1:36.996	
4	47.037	46.2	1:07.158	53.0	34.562	83.0	2:28.757		10	30.519	96.5	43.104	94.0	23.121	117.7	1:36.744	
5	43.624	53.4	1:06.196	61.1	31.497	116.3	2:21.317		11	30.591	96.5	43.237	92.5	23.202	117.5	1:37.030	
6	30.782	97.2	43.294	93.5	23.572	115.9	1:37.648		12								

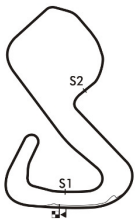

Session Start: 18:04:03 - Finish: 18:24:05
Weather/Track Conditions: Sun / Dry
Circuit: Brands Hatch Grand Prix Circuit
Track Length: 3.916 Km - 2.4330 miles

MST

Legends of Brands Hatch Superprix - 1 - 2 Jul 2017

HSCC Historic Formula Ford 2000 with Lackford Engineering Inc. URS Classic FF2000

Race 17 - Sector Analysis

52	Jennifer Ridgway (A)								Reynard SF78							
lap	Sect-1	Speed	Sect-2	Speed	Sect-3	Speed	Laptime	Pit	lap	Sect-1	Speed	Sect-2	Speed	Sect-3	Speed	Laptime	Pit

54	Iain Rowley (D)								Delta T80							
lap	Sect-1	Speed	Sect-2	Speed	Sect-3	Speed	Laptime	Pit	lap	Sect-1	Speed	Sect-2	Speed	Sect-3	Speed	Laptime	Pit

58	Greg Robertson (A)								Reynard SF79							
lap	Sect-1	Speed	Sect-2	Speed	Sect-3	Speed	Laptime	Pit	lap	Sect-1	Speed	Sect-2	Speed	Sect-3	Speed	Laptime	Pit
1		88.7	46.061	86.0	24.164	116.3	1:49.239		7	31.056	98.0	43.895	89.4	23.566	117.1	1:38.517	
2	31.362	98.0	46.029	89.2	23.998	108.1	1:41.389		8	30.945	98.7	43.633	88.5	23.775	116.9	1:38.353	
3	35.634	71.3	1:09.856	45.0	36.347	72.3	2:21.837		9	30.801	98.7	43.475	92.0	23.551	117.7	1:37.827	
4	47.405	40.4	1:06.643	51.2	34.394	80.4	2:28.442		10	31.047	97.6	43.586	89.7	23.724	118.7	1:38.357	
5	44.647	52.7	1:05.671	62.5	29.541	116.7	2:19.859		11	30.604	97.9	43.820	90.4	23.873	117.7	1:38.297	
6	31.520	96.3	44.407	86.2	23.772	116.9	1:39.699		12							

59	Tom White (B)								Osella FAF							
lap	Sect-1	Speed	Sect-2	Speed	Sect-3	Speed	Laptime	Pit	lap	Sect-1	Speed	Sect-2	Speed	Sect-3	Speed	Laptime	Pit
1				93.5	23.329	116.5	1:43.390		7	30.554	96.7	43.102	94.4	23.312	116.3	1:36.968	
2	30.834	96.6	43.774	95.6	23.463	115.9	1:38.071		8	30.804	96.5	42.902	95.2	23.376	116.7	1:37.082	
3	33.014	64.4	1:14.847	46.1	37.819	64.5	2:25.680		9	30.730	96.2	42.920	95.1	23.238	117.7	1:36.888	
4	47.004	43.8	1:07.112	55.2	34.641	79.6	2:28.757		10	30.709	96.7	42.920	96.8	23.167	117.9	1:36.796	
5	43.507	58.5	1:06.339	62.6	31.543	116.9	2:21.389		11	30.608	96.7	43.295	96.3	23.217	117.5	1:37.120	
6	30.948	96.7	43.140	94.8	23.274	116.9	1:37.362		12							

63	Eric Bailey (A)								Royale RP27							
lap	Sect-1	Speed	Sect-2	Speed	Sect-3	Speed	Laptime	Pit	lap	Sect-1	Speed	Sect-2	Speed	Sect-3	Speed	Laptime	Pit

69	Adrian Reynard (A)								Reynard SF78							
lap	Sect-1	Speed	Sect-2	Speed	Sect-3	Speed	Laptime	Pit	lap	Sect-1	Speed	Sect-2	Speed	Sect-3	Speed	Laptime	Pit
1		95.1	49.955	89.8	25.456	116.1	1:57.787		7	31.266	97.4	45.220	87.9	24.181	116.7	1:40.667	
2	31.465	96.3	46.366	83.6	27.481	109.7	1:45.312		8	30.804	98.4	44.943	91.2	24.502	117.1	1:40.249	
3	33.482	96.5	1:03.172	54.9	36.075	70.6	2:12.729		9	31.408	95.6	44.886	90.3	24.423	117.5	1:40.717	
4	47.240	39.0	1:08.244	72.5	33.948	81.1	2:29.432		10	31.643	95.5	45.337	91.2	24.494	117.7	1:41.474	
5	43.615	42.3	1:06.033	69.2	29.984	115.9	2:19.632		11	32.235	89.4	45.143	87.6	24.661	105.2	1:42.039	
6	31.509	96.7	45.094	87.5	24.420	117.1	1:41.023		12							

72	Andrew Storer (A)								Reynard SF79							
lap	Sect-1	Speed	Sect-2	Speed	Sect-3	Speed	Laptime	Pit	lap	Sect-1	Speed	Sect-2	Speed	Sect-3	Speed	Laptime	Pit
1			45.826	94.7	23.586	115.3	1:47.325		7	35.834	97.0	44.190	90.0	23.595	115.7	1:43.619	
2	30.719	96.5	48.079	91.5	23.583	116.5	1:42.381		8	30.591	98.3	43.058	98.9	23.455	116.7	1:37.104	
3	35.486	68.1	1:10.219	44.3	36.321	70.9	2:22.026		9	30.387	98.6	42.347	95.7	23.427	118.3	1:36.161	
4	46.918	42.6	1:07.277	48.0	34.370	85.1	2:28.565		10	30.205	95.8	42.678	96.0	23.394	117.5	1:36.277	
5	44.066	53.9	1:06.358	66.1	29.733	111.3	2:20.157		11	30.693	90.5	43.352	95.1	23.242	117.5	1:37.287	
6	30.714	96.6	44.220	92.7	23.047	117.7	1:37.981		12							

77	David Walton (A)								Royale RP27							
lap	Sect-1	Speed	Sect-2	Speed	Sect-3	Speed	Laptime	Pit	lap	Sect-1	Speed	Sect-2	Speed	Sect-3	Speed	Laptime	Pit
1		93.9	45.596	84.6	23.940	116.1	1:48.659		7	30.811	97.2	43.755	93.5	23.546	117.1	1:38.112	
2	31.344	94.8	45.932	87.5	23.538	116.7	1:40.814		8	30.869	96.5	43.249	87.7	23.564	117.3	1:37.682	
3	35.257	61.9	1:10.090	43.9	36.175	67.7	2:21.522		9	30.825	96.9	43.200	88.4	23.658	117.9	1:37.683	
4	46.601	45.6	1:07.270	46.6	34.282	77.2	2:28.153		10	30.754	97.3	43.636	90.0	23.672	117.9	1:38.062	
5	43.882	49.1	1:06.327	60.5	30.123	116.5	2:20.332		11	31.300	86.3	44.368	88.5	23.918	118.1	1:39.586	
6	31.488	95.9	44.885	83.8	23.627	117.3	1:40.000		12							

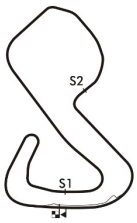

Session Start: 18:04:03 - Finish: 18:24:05
Weather/Track Conditions: Sun / Dry
Circuit: Brands Hatch Grand Prix Circuit
Track Length: 3.916 Km - 2.4330 miles

Legends of Brands Hatch Superprix - 1 - 2 Jul 2017

HSCC Historic Formula Ford 2000 with Lackford Engineering Inc. URS Classic FF2000

Race 17 - Sector Analysis

78	Jeremy Caine (B)								Lola T580								
lap	Sect-1	Speed	Sect-2	Speed	Sect-3	Speed	Laptime	Pit	lap	Sect-1	Speed	Sect-2	Speed	Sect-3	Speed	Laptime	Pit
1		87.4	51.553	84.8	25.518	113.3	2:01.655		7	32.494	93.8	47.562	83.3	25.395	113.7	1:45.451	
2	33.129	93.8	49.721	77.0	26.192	108.6	1:49.042		8	32.690	94.4	47.174	83.6	25.096	114.5	1:44.960	
3	34.371	90.4	59.429	61.4	35.137	88.4	2:08.937		9	32.643	92.9	46.716	85.5	25.099	115.3	1:44.458	
4	47.146	40.8	1:10.055	68.0	33.304	85.1	2:30.505		10	32.320	93.8	47.251	84.4	25.223	115.3	1:44.794	
5	42.214	43.0	1:06.137	63.7	31.906	112.8	2:20.257		11	32.481	93.0	47.134	83.3	24.887	114.9	1:44.502	
6	33.382	93.5	47.468	80.6	25.465	114.5	1:46.315		12								

99	Geoffrey O'nion (A)								Reynard SF77								
lap	Sect-1	Speed	Sect-2	Speed	Sect-3	Speed	Laptime	Pit	lap	Sect-1	Speed	Sect-2	Speed	Sect-3	Speed	Laptime	Pit
1		89.9	49.835	85.9	25.740	113.0	1:59.624		7	33.022	92.4	47.512	83.6	24.965	114.7	1:45.499	
2	33.495	91.9	47.898	83.3	26.111	109.1	1:47.504		8	32.784	92.5	47.411	82.2	24.798	113.9	1:44.993	
3	35.086	90.3	59.509	58.3	35.433	81.8	2:10.028		9	32.418	92.2	46.454	81.0	24.906	113.7	1:43.778	
4	47.281	40.2	1:08.445	74.2	33.473	95.2	2:29.199		10	32.315	92.7	46.235	80.7	24.977	114.9	1:43.527	
5	43.505	43.2	1:05.983	70.8	30.854	112.8	2:20.342		11	32.461	92.1	45.402	85.8	24.830	113.7	1:42.693	
6	32.991	92.2	46.381	84.1	25.066	114.9	1:44.438		12								

117	Chris Lord (URA)								Van Diemen RF82								
lap	Sect-1	Speed	Sect-2	Speed	Sect-3	Speed	Laptime	Pit	lap	Sect-1	Speed	Sect-2	Speed	Sect-3	Speed	Laptime	Pit
1		90.9	45.381	91.7	23.661	115.5	1:47.959		7	31.137	95.8	43.471	94.1	23.310	117.1	1:37.918	
2	30.662	96.6	45.041	95.6	23.553	103.9	1:39.256		8	31.056	95.8	43.093	94.5	23.589	116.3	1:37.738	
3	37.197	64.2	1:09.662	46.0	36.417	65.1	2:23.276		9	30.303	98.0	43.303	95.1	23.496	116.3	1:37.102	
4	46.403	47.0	1:07.557	45.9	34.349	81.3	2:28.309		10	30.553	95.9	44.011	95.6	23.393	116.7	1:37.957	
5	43.827	48.8	1:06.202	60.8	30.203	115.9	2:20.232		11	30.522	96.7	43.631	94.1	23.380	116.5	1:37.533	
6	31.438	97.2	44.125	94.5	23.318	116.9	1:38.881		12								

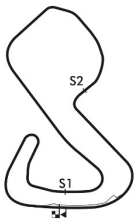

Session Start: 18:04:03 - Finish: 18:24:05
Weather/Track Conditions: Sun / Dry
Circuit: Brands Hatch Grand Prix Circuit
Track Length: 3.916 Km - 2.4330 miles

Legends of Brands Hatch Superprix - 1 - 2 Jul 2017

HSCC Historic Formula Ford 2000 with Lackford Engineering Inc. URS Classic FF2000

Race 17 - Best Sector Times

	SECTOR 1			SECTOR 2			SECTOR 3		
	NO	TIME	LAP	NO	TIME	LAP	NO	TIME	LAP
1	35	29.439	10	1	41.515	9	35	22.682	8
2	1	29.518	10	35	41.718	11	1	22.824	9
3	72	30.205	10	72	42.347	9	72	23.047	6
4	117	30.303	9	59	42.902	8	51	23.121	10
5	8	30.311	10	8	42.907	10	59	23.167	10
6	51	30.519	10	117	43.093	8	8	23.283	10
7	59	30.554	7	51	43.103	9	117	23.310	7
8	31	30.583	11	77	43.200	9	31	23.356	10
9	58	30.604	11	31	43.436	10	77	23.538	2
10	77	30.754	10	58	43.475	9	58	23.551	9
11	41	30.758	8	41	43.819	8	41	23.576	6
12	69	30.804	8	6	44.774	6	45	23.775	7
13	45	31.402	11	21	44.811	11	6	24.051	6
14	6	31.518	2	45	44.823	10	69	24.181	7
15	21	31.850	11	69	44.886	9	21	24.420	6
16	11	31.989	11	99	45.402	11	11	24.493	11
17	4	32.296	11	11	46.280	11	49	24.650	11
18	99	32.315	10	4	46.442	10	99	24.798	8
19	78	32.320	10	78	46.716	9	4	24.887	10
20	49	32.418	10	49	47.047	9	78	24.887	11
21	52			3	49.431	2	3	26.303	1
22	63			54			52		
23	3	33.763	2	20			63		
24	20			52			20		
25	54			63			54		

IDEAL / BEST LAP COMPARISON

NO	NAME	BEST	IN	IDEAL	DIFF
1	Andrew Park	1:33.970	9	1:33.857	+0.113
35	Marc Mercer	1:34.035	11	1:33.839	+0.196
72	Andrew Storer	1:36.161	9	1:35.599	+0.562
8	Alexander Fores	1:36.501	10	1:36.501	+0.000
51	Graham Ridgway	1:36.744	10	1:36.743	+0.001
59	Tom White	1:36.796	10	1:36.623	+0.173
117	Chris Lord	1:37.102	9	1:36.706	+0.396
31	Brian Morris	1:37.606	10	1:37.375	+0.231
77	David Walton	1:37.682	8	1:37.492	+0.190
58	Greg Robertson	1:37.827	9	1:37.630	+0.197
41	David Mercer	1:38.507	8	1:38.153	+0.354
69	Adrian Reynard	1:40.249	8	1:39.871	+0.378
6	Jeremy Main	1:40.402	6	1:40.343	+0.059
45	John Stapleton	1:40.428	10	1:40.000	+0.428
21	Neil Bowman	1:41.370	11	1:41.081	+0.289
99	Geoffrey O'nion	1:42.693	11	1:42.515	+0.178
11	Jeff Williams	1:42.762	11	1:42.762	+0.000
4	Richard Cooke	1:44.034	11	1:43.625	+0.409
78	Jeremy Caine	1:44.458	9	1:43.923	+0.535
49	Glyn Davies	1:44.483	11	1:44.115	+0.368
3	Steven Connor	1:51.223	6	1:49.497	+1.726
54	Iain Rowley			3:17.940	7:36.835
20	Harry Bishop				+
63	Eric Bailey				+
52	Jennifer Ridgway				+

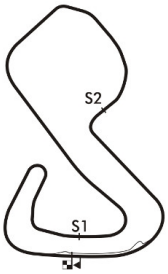

Session Start: 18:04:03 - Finish: 18:24:05
Weather/Track Conditions: Sun / Dry
Circuit: Brands Hatch Grand Prix Circuit
Track Length: 3.916 Km - 2.4330 miles

Legends of Brands Hatch Superprix - 1 - 2 Jul 2017

HSCC Historic Formula Ford 2000 with Lackford Engineering Inc. URS Classic FF2000

Race 17 - Best Sector Speeds

	NO	SECTOR 1	MPH	NO	SECTOR 2	MPH	NO	SECTOR 3	MPH
1	1	Andrew Park	99.5	72	Andrew Storer	98.9	1	Andrew Park	119.6
2	58	Greg Robertson	98.7	1	Andrew Park	97.0	58	Greg Robertson	118.7
3	72	Andrew Storer	98.6	59	Tom White	96.8	72	Andrew Storer	118.3
4	69	Adrian Reynard	98.4	35	Marc Mercer	96.3	35	Marc Mercer	118.1
5	117	Chris Lord	98.0	8	Alexander Fores	96.0	77	David Walton	118.1
6	41	David Mercer	97.9	117	Chris Lord	95.6	59	Tom White	117.9
7	8	Alexander Fores	97.7	51	Graham Ridgway	94.7	51	Graham Ridgway	117.7
8	35	Marc Mercer	97.6	77	David Walton	93.5	69	Adrian Reynard	117.7
9	51	Graham Ridgway	97.3	41	David Mercer	93.2	41	David Mercer	117.5
10	77	David Walton	97.3	31	Brian Morris	92.6	117	Chris Lord	117.1
11	59	Tom White	96.7	58	Greg Robertson	92.0	31	Brian Morris	116.9
12	31	Brian Morris	96.6	45	John Stapleton	91.7	45	John Stapleton	116.9
13	6	Jeremy Main	96.3	69	Adrian Reynard	91.2	6	Jeremy Main	116.3
14	45	John Stapleton	95.9	6	Jeremy Main	90.3	8	Alexander Fores	116.1
15	20	Harry Bishop	95.0	4	Richard Cooke	88.5	11	Jeff Williams	115.3
16	21	Neil Bowman	94.4	99	Geoffrey O'nion	85.9	49	Glyn Davies	115.3
17	63	Eric Bailey	94.4	78	Jeremy Caine	85.5	78	Jeremy Caine	115.3
18	78	Jeremy Caine	94.4	21	Neil Bowman	84.7	99	Geoffrey O'nion	114.9
19	11	Jeff Williams	93.9	49	Glyn Davies	83.5	21	Neil Bowman	114.3
20	49	Glyn Davies	93.9	11	Jeff Williams	82.1	4	Richard Cooke	113.0
21	4	Richard Cooke	93.6	3	Steven Connor	78.7	3	Steven Connor	111.8
22	54	Iain Rowley	92.9	54	Iain Rowley	63.9	52	Jennifer Ridgway	74.8
23	99	Geoffrey O'nion	92.7	20	Harry Bishop	0.0	63	Eric Bailey	71.2
24	52	Jennifer Ridgway	92.1	52	Jennifer Ridgway	0.0	20	Harry Bishop	68.5
25	3	Steven Connor	91.1	63	Eric Bailey	0.0	54	Iain Rowley	56.7

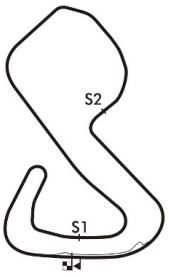

Session Start: 18:04:03 - Finish: 18:24:05
Weather/Track Conditions: Sun / Dry
Circuit: Brands Hatch Grand Prix Circuit
Track Length: 3.916 Km - 2.4330 miles

Legends of Brands Hatch Superprix - 1 - 2 Jul 2017

HSCC Historic Formula Ford 2000 with Lackford Engineering Inc. URS Classic FF2000

Race 17 - Lap Chart

Lap 1			Lap 2			Lap 3			Lap 4			Lap 5			Lap 6		
NO	Behind	Laptime	NO	Behind	Laptime	NO	Behind	Laptime	NO	Behind	Laptime	NO	Behind	Laptime	NO	Behind	Laptime
1		1:40.436	1		1:36.204	1		2:29.238	1		2:28.628	1		2:21.263	1		1:34.892
35	0.972	1:41.408	35	0.984	1:36.216	35	0.606	2:28.860	35	0.857	2:28.879	35	0.793	2:21.199	35	0.740	1:34.839
59	2.954	1:43.390	59	4.821	1:38.071	59	1.263	2:25.680	59	1.392	2:28.757	59	1.518	2:21.389	59	3.988	1:37.362
51	3.439	1:43.875	51	5.867	1:38.632	51	1.868	2:25.239	51	1.997	2:28.757	51	2.051	2:21.317	51	4.807	1:37.648
8	5.881	1:46.317	8	8.611	1:38.934	8	2.782	2:23.409	8	2.698	2:28.544	8	2.207	2:20.772	8	5.899	1:38.584
31	6.245	1:46.681	31	10.240	1:40.199	31	4.043	2:23.041	31	3.596	2:28.181	31	3.134	2:20.801	31	6.916	1:38.674
72	6.889	1:47.325	117	10.575	1:39.256	117	4.613	2:23.276	117	4.294	2:28.309	117	3.263	2:20.232	117	7.252	1:38.881
117	7.523	1:47.959	77	12.833	1:40.814	77	5.117	2:21.522	77	4.642	2:28.153	77	3.711	2:20.332	72	7.774	1:37.981
77	8.223	1:48.659	72	13.066	1:42.381	72	5.854	2:22.026	72	5.791	2:28.565	72	4.685	2:20.157	77	8.819	1:40.000
58	8.803	1:49.239	58	13.988	1:41.389	58	6.587	2:21.837	58	6.401	2:28.442	58	4.997	2:19.859	58	9.804	1:39.699
6	9.235	1:49.671	6	14.697	1:41.666	6	7.458	2:21.999	6	7.738	2:28.908	6	6.023	2:19.548	6	11.533	1:40.402
45	14.604	1:55.040	45	23.323	1:44.923	45	8.953	2:14.868	45	9.508	2:29.183	45	7.246	2:19.001	41	13.160	1:40.050
41	15.104	1:55.540	41	24.919	1:46.019	41	9.361	2:13.680	41	9.959	2:29.226	41	8.002	2:19.306	45	14.106	1:41.752
69	17.351	1:57.787	69	26.459	1:45.312	69	9.950	2:12.729	69	10.754	2:29.432	69	9.123	2:19.632	69	15.254	1:41.023
4	18.416	1:58.852	4	28.993	1:46.781	4	10.339	2:10.584	4	11.056	2:29.345	4	10.196	2:20.403	4	19.926	1:44.622
21	18.815	1:59.251	99	30.488	1:47.504	99	11.278	2:10.028	99	11.849	2:29.199	99	10.928	2:20.342	99	20.474	1:44.438
99	19.188	1:59.624	11	31.410	1:48.334	11	12.367	2:10.195	11	12.764	2:29.025	11	11.773	2:20.272	11	20.724	1:43.843
11	19.280	1:59.716	21	32.342	1:49.731	21	13.242	2:10.138	21	14.631	2:30.017	21	14.110	2:20.742	21	21.951	1:42.733
78	21.219	2:01.655	78	34.057	1:49.042	78	13.756	2:08.937	78	15.633	2:30.505	78	14.627	2:20.257	78	26.050	1:46.315
3	22.485	2:02.921	49	39.401	1:52.891	49	14.894	2:04.731	49	16.251	2:29.985	49	15.499	2:20.511	49	26.424	1:45.817
49	22.714	2:03.150	3	40.244	1:53.963	3	15.424	2:04.418	3	17.042	2:30.246	3	15.679	2:19.900	3	32.010	1:51.223

Session Start: 18:04:03 - Finish: 18:24:05
Weather/Track Conditions: Sun / Dry
Circuit: Brands Hatch Grand Prix Circuit
Track Length: 3.916 Km - 2.4330 miles

Legends of Brands Hatch Superprix - 1 - 2 Jul 2017

HSCC Historic Formula Ford 2000 with Lackford Engineering Inc. URS Classic FF2000

Race 17 - Lap Chart

Lap 7			Lap 8			Lap 9			Lap 10			Lap 11		
NO	Behind	Laptime	NO	Behind	Laptime	NO	Behind	Laptime	NO	Behind	Laptime	NO	Behind	Laptime
1		1:34.547	1		1:34.346	1		1:33.970	1		1:34.241	1		1:34.705
35	0.788	1:34.595	35	0.581	1:34.139	35	0.972	1:34.361	35	1.553	1:34.822	35	0.883	1:34.035
59	6.409	1:36.968	59	9.145	1:37.082	59	12.063	1:36.888	3	1 LAP	1:56.751	59	17.033	1:37.120
51	7.843	1:37.583	51	11.262	1:37.765	51	14.288	1:36.996	59	14.618	1:36.796	51	19.116	1:37.030
8	9.334	1:37.982	8	12.051	1:37.063	8	15.119	1:37.038	51	16.791	1:36.744	8	19.784	1:37.110
31	10.505	1:38.136	117	14.015	1:37.738	117	17.147	1:37.102	8	17.379	1:36.501	117	23.691	1:37.533
117	10.623	1:37.918	31	14.869	1:38.710	31	18.911	1:38.012	117	20.863	1:37.957	31	25.595	1:38.024
77	12.384	1:38.112	77	15.720	1:37.682	77	19.433	1:37.683	31	22.276	1:37.606	72	26.413	1:37.287
58	13.774	1:38.517	58	17.781	1:38.353	58	21.638	1:37.827	77	23.254	1:38.062	77	28.135	1:39.586
72	16.846	1:43.619	72	19.604	1:37.104	72	21.795	1:36.161	72	23.831	1:36.277	58	29.346	1:38.297
6	19.132	1:42.146	41	23.519	1:38.507	41	28.366	1:38.817	58	25.754	1:38.357	41	37.205	1:38.835
41	19.358	1:40.745	6	26.429	1:41.643	6	33.370	1:40.911	41	33.075	1:38.950	3	1 LAP	2:06.700
69	21.374	1:40.667	69	27.277	1:40.249	69	34.024	1:40.717	6	40.691	1:41.562	6	47.570	1:41.584
45	21.886	1:42.327	45	29.111	1:41.571	45	36.181	1:41.040	69	41.257	1:41.474	69	48.591	1:42.039
4	30.848	1:45.469	99	42.073	1:44.993	99	51.881	1:43.778	45	42.368	1:40.428	45	49.124	1:41.461
99	31.426	1:45.499	11	42.578	1:45.128	11	52.239	1:43.631	99	1:01.167	1:43.527	99	1:09.155	1:42.693
11	31.796	1:45.619	4	43.367	1:46.865	4	55.134	1:45.737	11	1:02.261	1:44.263	21	1:09.409	1:41.370
21	32.361	1:44.957	21	43.601	1:45.586	21	55.181	1:45.550	21	1:02.744	1:41.804	11	1:10.318	1:42.762
78	36.954	1:45.451	78	47.568	1:44.960	78	58.056	1:44.458	4	1:05.140	1:44.247	4	1:14.469	1:44.034
49	37.239	1:45.362	49	47.713	1:44.820	49	58.499	1:44.756	78	1:08.609	1:44.794	78	1:18.406	1:44.502
3	57.354	1:59.891	3	1:22.877	1:59.869				49	1:08.948	1:44.690	49	1:18.726	1:44.483

Session Start: 18:04:03 - Finish: 18:24:05
Weather/Track Conditions: Sun / Dry
Circuit: Brands Hatch Grand Prix Circuit
Track Length: 3.916 Km - 2.4330 miles