

Knockhill

3rd/4th June 2017



THE DAVID LESLIE
**SUPER TOURING
CAR FESTIVAL**



S.M.A.R.T.

Scottish Motorsports Automatic Race Timing

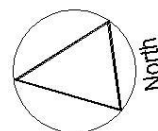
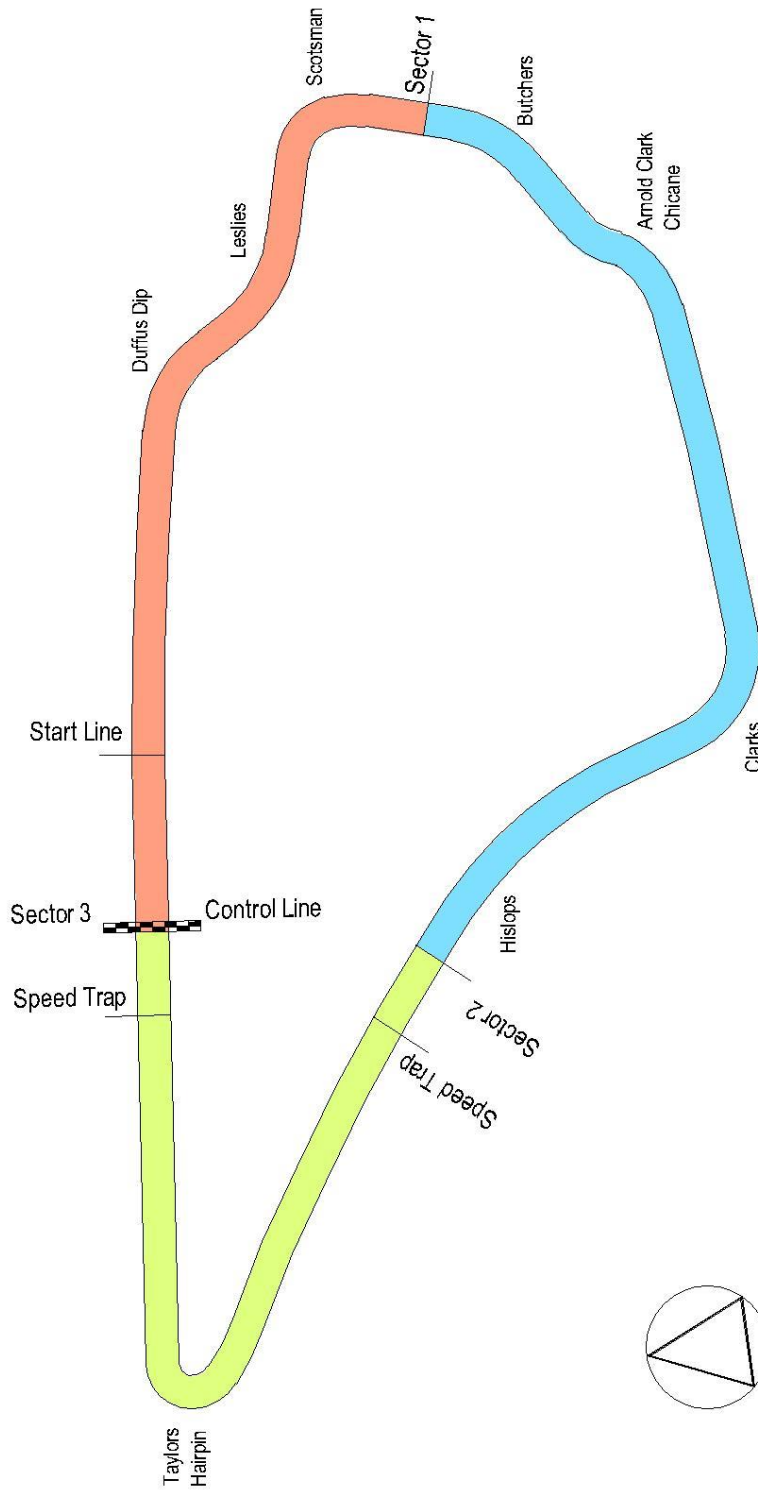

Ravenslea, Melrose Road, Galashiels, TD1 2AT

Telephone : 01896 – 752447

Scottish Motorsports Automatic Race Timing

Circuit layout

Knockhill – Clockwise



Length
Sector 1 0.433 Mile
Sector 2 0.503 Mile
Sector 3 0.334 Mile



Qualifying Results

Bulletin No. _____



SMRC Super Touring Car Festival

Sorted on best lap time

HSCC Super Touring Car Championship

Knockhill 1.267 miles

Saturday testing

03/06/2017 10:25

Practice (30:00 Time) started at 10:30:39

Pos	No.	Name	Make/Model	CC	Class Code	Laps	Best Tm	Diff	Best Speed	2nd Best
1	123	Derek PALMER	Nissan Primera	1998	ST1	17	54.567		83.582	54.620
2	98	John CLELAND	Vauxhall Vectra	1998	ST1	8	55.784	1.217	81.759	55.833
3	70	Stewart WHYTE	Honda Accord	2000	ST1	7	55.785	1.218	81.757	56.559
4	79	Mark JONES	Renault Laguna	1988	ST1	15	55.948	1.381	81.519	56.019
5	4	Jason MINSHAW	Volvo S40	2000	ST1	19	56.928	2.361	80.116	57.001
6	36	Keith BUTCHER	Audi A4	1988	ST2	12	57.131	2.564	79.831	57.174
7	44	Allister McMILLAN	Nissan Primera	1999	ST1	5	57.411	2.844	79.442	58.763
8	5	Alvin POWELL	Ford Mondeo	2000	ST1	6	59.916	5.349	76.121	1:00.371
9	67	Tony ABSOLOM	Vauxhall Cavalier	2000	ST2	19	59.942	5.375	76.088	1:00.253
10	8	Finlay CROCKER	Vauxhall Cavalier	2000	ST1	3	1:07.711	13.144	67.357	4:18.349
11	28	Jason HUGHES	MG ZS BTCC	2000	ST4	2	1:20.691	26.124	56.522	

Clerk of the Course

Orbits

Sig : Time :

Chief Timekeeper : Ian Sharp (SMART Timing)

Results available on www.speedhive.com and www.smart-timing.co.uk

Printed: 05/06/2017 18:16:00





SMRC Super Touring Car Festival

HSCC Super Touring Car Championship

Knockhill 1.267 miles

Saturday testing

03/06/2017 10:25

Practice (30:00 Time) started at 10:30:39

Lap	Time of Day	Lap Tm	S1	S2	S3	S3Spd	SFSpd
(123) Derek PALMER							
1	10:32:33.144						
2	10:35:13.161	2:40.017					
3	10:36:08.796	55.635					
4	10:37:05.174	56.378					
5	10:38:00.590	55.416					
6	10:38:55.556	54.966					
7	10:39:50.176	54.620					
8	10:40:44.743	54.567					
9	10:41:46.248	1:01.505					
10	10:48:36.859	6:50.611					
11	10:49:31.964	55.105					
12	10:50:29.309	57.345					
13	10:51:24.108	54.799					
14	10:52:18.968	54.860					
15	10:53:13.651	54.683					
16	10:54:08.349	54.698					
17	10:55:16.287	1:07.938					
(98) John CLELAND							
1	10:31:42.207			24.183	17.963	104.204	95.731
2	10:32:41.544	59.337	19.301	22.631	17.405	106.183	96.143
3	10:33:39.271	57.727	18.871	22.220	16.636	110.193	99.125
4	10:34:35.414	56.143	18.421	21.238	16.484	111.474	98.398
5	10:35:31.729	56.315	18.116	21.484	16.715	111.105	98.398
6	10:36:27.513	55.784	18.099	20.966	16.719	111.660	98.979
7	10:37:23.346	55.833	17.940	21.329	16.564	111.846	98.111
8	10:38:29.211	1:05.865	19.669	23.641	22.555	98.254	28.460
(70) Stewart WHYTE							
1	10:31:34.093			24.765	19.738	85.596	77.941
2	10:32:43.180	1:09.087	24.521	25.852	18.714	110.922	76.172
3	10:33:53.604	1:10.424	23.734	25.960	20.730	79.043	91.303
4	10:34:57.329	1:03.725	20.822	24.250	18.653	92.435	100.310
5	10:35:53.888	56.559	18.451	21.369	16.739	112.408	99.863
6	10:36:49.673	55.785	17.903	21.049	16.833	112.597	98.398
7	10:37:54.695	1:05.022	20.494	23.049	21.479	107.372	33.910
(79) Mark JONES							
1	10:33:03.748			25.480	18.613	103.402	90.077
2	10:34:04.163	1:00.415	20.548	22.588	17.279	110.193	99.125
3	10:35:05.916	1:01.753	19.032	22.266	20.455	109.118	32.928
4	10:37:33.993	2:28.077	1:48.471	22.345	17.261	107.890	100.460
5	10:38:31.510	57.517	18.722	21.585	17.210	108.941	100.310
6	10:39:28.222	56.712	18.609	21.165	16.938	112.976	99.272
7	10:40:24.914	56.692	18.433	21.462	16.797	113.166	99.566
8	10:41:20.933	56.019	18.081	21.147	16.791	113.166	93.465
9	10:42:18.444	57.511	18.413	21.693	17.405	97.117	100.611
10	10:43:14.529	56.085	18.153	21.070	16.862	111.290	99.419
11	10:44:10.712	56.183	18.086	21.359	16.738	111.474	100.011
12	10:45:06.884	56.172	18.017	21.325	16.830	110.556	99.419
13	10:46:03.032	56.148	18.076	21.075	16.997	112.220	99.125
14	10:46:58.980	55.948	17.822	21.277	16.849	111.846	100.011
15	10:48:05.292	1:06.312	19.498	23.187	23.627	98.111	32.450
(4) Jason MINSHAW							
1	10:31:29.720				18.103	106.859	95.595
2	10:32:29.936	1:00.216			17.527	110.556	99.419
3	10:34:26.964	1:57.028	19.256	22.191	17.293	17.314	99.863
4	10:35:25.054	58.090			17.314		100.161
5	10:36:22.898	57.844		21.694	17.282	111.474	99.714
6	10:37:20.674	57.776	18.697	21.643	17.436		99.566
7	10:38:19.247	58.573			17.434		100.161
8	10:39:17.273	58.026			17.729		99.272
9	10:40:14.452	57.179			17.193	112.976	88.767
10	10:41:11.380	56.928			17.300		99.863
11	10:42:08.557	57.177			17.539		99.714
12	10:43:21.453	1:12.896	20.531	27.201	25.164	63.130	35.620
13	10:47:19.932	3:58.479	3:16.001	24.905	17.573	110.193	99.125
14	10:48:17.804	57.872	19.019	21.663	17.190		98.688
15	10:49:15.065	57.261			17.374		89.002
16	10:50:12.066	57.001			17.344	113.166	99.125
17	10:51:09.308	57.242	18.345	21.462	17.435	110.556	99.272

Lap	Time of Day	Lap Tm	S1	S2	S3	S3Spd	SFSpd
18	10:52:06.559	57.251	18.244	21.463	17.544		87.837
19	10:53:14.751	1:08.192	20.711	25.701	21.780	96.419	35.209
(36) Keith BUTCHER							
1	10:31:35.793			24.305	20.847	85.487	86.257
2	10:32:36.551	1:00.758	20.753	22.842	17.163	106.520	97.540
3	10:33:35.577	59.026	19.493	22.746	16.787	106.859	96.697
4	10:34:33.840	58.263	19.112	22.308	16.843	107.717	95.188
5	10:35:32.516	58.676	18.909	22.023	17.744	108.764	95.595
6	10:36:29.963	57.447	18.864	21.980	16.603	108.064	95.868
7	10:37:27.094	57.131	18.734	21.889	16.508	109.296	96.558
8	10:38:25.683	58.589	19.164	22.580	16.845	107.372	96.143
9	10:39:24.041	58.358	19.365	22.300	16.693	108.064	96.558
10	10:40:21.593	57.552	18.879	22.039	16.634	109.118	96.697
11	10:41:18.767	57.174	18.796	21.668	16.710	107.372	96.836
12	10:42:26.534	1:07.767	18.795	22.966	26.006	72.392	26.011
(44) Allister McMILLAN							
1	10:33:58.089						
2	10:34:58.554	1:00.465					
3	10:35:55.965	57.411					
4	10:36:54.728	58.763					
5	10:38:00.376	1:05.648					
(5) Alvin POWELL							
1	10:31:41.472				20.996	101.066	37.179
2	10:33:56.688	2:15.216	1:30.810	24.555	19.851		97.257
3	10:35:00.710	1:04.022	20.526	24.970	18.526		94.385
4	10:36:01.081	1:00.371	19.462	23.224	17.685	103.882	98.111
5	10:37:00.997	59.916	19.554	22.702	17.660	107.717	96.281
6	10:38:11.274	1:10.277	21.226	26.454	22.597	89.002	33.189
(67) Tony ABSOLOM							
1	10:31:51.904						
2	10:32:58.528	1:06.624					
3	10:35:04.380	2:05.852					
4	10:36:06.133	1:01.753					
5	10:37:07.850	1:01.717					
6	10:38:08.502	1:00.652					
7	10:39:09.604	1:01.102					
8	10:40:11.757	1:02.153					
9	10:42:26.936	2:15.179					
10	10:43:28.849	1:01.913					
11	10:44:29.177	1:00.328					
12	10:45:29.761	1:00.584					
13	10:46:30.442	1:00.681					
14	10:47:30.700	1:00.258					
15	10:48:30.953	1:00.253					
16	10:49:30.895	59.942					
17	10:50:31.299	1:00.404					
18	10:52:31.003	1:59.704					
19	10:53:33.239	1:02.236					
(8) Finlay CROCKER							
1	10:33:12.354			25.125	19.749	99.419	88.068
2	10:34:20.065	1:07.711	21.583	24.359	21.769	98.688	32.719
3	10:38:38.414	4:18.349	3:27.450	25.008	25.891	83.989	27.369
(28) Jason HUGHES							
1	10:31:45.920			27.783	20.388	80.561	87.722
2	10:33:06.611	1:20.691	22.848	28.002	29.841	70.343	34.988

Clerk of the Course

Sig : Time :
Chief Timekeeper : Ian Sharp (SMART Timing)

Results available on www.speedhive.com and www.smart-timing.co.uk

Orbits





Qualifying Results

Bulletin No. _____



SMRC Super Touring Car Festival

Sorted on best lap time

HSCC Super Touring Car Championship

Knockhill 1.267 miles

Qualifying 3

03/06/2017 13:20

Practice (15:00 Time) started at 13:17:48

Pos	No.	Name	Make/Model	CC	Class Code	Laps	Best Tm	Diff	Best Speed	2nd Best
1	70	Stewart WHYTE	Honda Accord	2000	ST1	15	54.027		84.418	54.080
2	3	James DODD	Honda Accord	1998	ST1	11	54.369	0.342	83.887	55.043
3	123	Derek PALMER	Nissan Primera	1998	ST1	12	54.528	0.501	83.642	54.758
4	98	John CLELAND	Vauxhall Vectra	1998	ST1	13	54.994	0.967	82.933	55.101
5	36	Keith BUTCHER	Audi A4	1988	ST2	11	56.071	2.044	81.340	56.615
6	4	Jason MINSHAW	Volvo S40	2000	ST1	12	56.142	2.115	81.238	56.183
7	23	Graeme DODD	Honda Accord	1998	ST1	14	56.473	2.446	80.761	56.545
8	44	Allister McMILLAN	Nissan Primera	1999	ST2	11	56.805	2.778	80.289	57.238
9	28	Jason HUGHES	MG ZS BTCC	2000	ST4	14	57.068	3.041	79.919	57.115
10	5	Alvin POWELL	Ford Mondeo	2000	ST1	12	57.815	3.788	78.887	57.858
11	67	Tony ABSOLOM	Vauxhall Cavalier	2000	ST2	10	59.982	5.955	76.037	1:00.367
12	60	Mark WRIGHT	Ford Sierra RS500	2000	GA1	4	1:12.989	18.962	62.487	1:30.343
13	8	Finlay CROCKER	Vauxhall Cavalier	2000	ST2	2	9:27.290	8:33.26:	8.040	
14	79	Mark JONES	Renault Laguna	1988	ST1	1			-	

Announcements

Car No's 44 & 67 - No working transponders - Please fix before 1st Race.

Clerk of the Course

Sig : Time :
Chief Timekeeper : Ian Sharp (SMART Timing)

Results available on www.speedhive.com and www.smart-timing.co.uk

Orbits





SMRC Super Touring Car Festival

HSCC Super Touring Car Championship

Knockhill 1.267 miles

Qualifying 3

03/06/2017 13:20

Practice (15:00 Time) started at 13:17:48

Lap	Time of Day	Lap Tm	S1	S2	S3	S3Spd	SFSpd	Lap	Time of Day	Lap Tm	S1	S2	S3	S3Spd	SFSpd
(70) Stewart WHYTE															
1	13:18:19.347				18.935	81.048	97.399	2	13:20:03.122			25.454	18.058	102.142	97.540
2	13:19:17.753	58.406	19.303	22.158	16.945	110.374	99.863	3	13:21:02.062	58.940	19.967	21.930	17.043	102.142	98.833
3	13:20:15.556	57.803	18.898	21.959	16.946	111.290	98.833	4	13:21:58.771	56.709	18.249	21.531	16.929	110.922	99.714
4	13:21:11.030	55.474	17.982	21.055	16.437	112.786	98.254	5	13:27:54.498	4:54.869		23.310	18.619	108.064	99.863
5	13:22:06.254	55.224	17.751	20.648	16.825	113.357	98.543	6	13:28:52.271	57.773		21.239	17.230	113.166	99.566
6	13:28:07.870	4:44.185		23.128	17.439	110.556	100.762	7	13:29:48.885	56.614	18.292	21.364	16.958	111.105	99.566
7	13:29:02.657	54.787	20.605	20.605	16.400	113.935	101.371	8	13:30:45.329	56.444	18.482	21.048	16.914		100.161
8	13:29:56.979	54.322	17.582	20.407	16.333	114.518	101.371	9	13:31:41.636	56.307	17.957	21.063	17.287	113.166	98.398
9	13:30:54.516	57.537	19.140	21.224	17.173	103.882	101.371	10	13:32:37.819	56.183	18.214	20.978	16.991	112.976	99.566
10	13:31:48.596	54.080	17.431	20.389	16.260	113.357	101.832	11	13:33:33.961	56.142	18.003	21.180	16.959	112.786	99.714
11	13:32:42.623	54.027	17.288	20.452	16.287	113.742	102.142	12	13:35:05.105	1:31.144	17.888	20.805	52.451		68.547
12	13:33:38.638	56.015	17.541	20.756	17.718	114.323	83.885		13:36:22.378	1:17.273	24.775	29.087	23.411	92.054	39.336
13	13:34:04.139	1:01.501	21.720	22.634	17.147	101.832	101.678	(23) Graeme DODD							
14	13:35:34.799	54.660	17.642	20.577	16.441	113.742	101.832	1	13:19:27.250			24.189	18.165	107.890	97.540
15	13:36:54.909	1:20.110	21.421	29.078	29.611	76.694	22.826	2	13:20:26.422	59.172	19.267	22.536	17.369	111.105	100.011
(3) James DODD								3	13:21:25.739	59.317	19.925	22.403	16.989	110.193	100.460
1	13:19:17.858		25.256	18.877	87.494	83.467		4	13:22:23.722	57.983	18.452	22.355	17.176	110.374	100.161
2	13:20:19.146	1:01.288	20.591	23.296	17.401	109.474	99.125	5	13:27:44.126	4:03.347		23.869	18.273	104.043	98.833
3	13:21:18.478	59.332	18.714	22.434	18.184	111.105	97.399	6	13:28:41.331	57.205	18.545	21.757	16.903	111.474	99.863
4	13:22:19.852	1:01.374	19.754	22.664	18.956	79.323	98.688	7	13:29:38.595	57.264	18.448	21.902	16.914	110.739	100.460
5	13:28:14.908	4:36.838		21.611	16.780	111.474	100.161	8	13:30:35.068	56.473	18.330	21.522	16.621	113.357	100.611
6	13:29:10.277	55.369		21.051	16.505	112.976	101.218	9	13:31:31.970	56.902	18.292	21.560	17.050	111.474	99.419
7	13:30:05.527	55.250	18.017	20.874	16.359	112.220	101.066	10	13:32:29.317	57.347	18.522	21.825	17.000	110.193	101.066
8	13:30:59.896	54.369	17.709	20.448	16.212	114.518	101.832	11	13:33:25.862	56.545	18.232	21.600	16.713	111.290	101.218
9	13:31:59.765	59.869	19.036	22.528	18.305	85.925	102.142	12	13:34:22.486	56.624	18.434	21.502	16.688	111.474	101.066
10	13:32:54.808	55.043	17.556	20.976	16.511	109.653	101.524	13	13:35:19.329	56.843	18.164	21.465	17.214	110.739	98.688
11	13:33:58.328	1:03.520	19.222	21.908	22.390	98.254	27.571	14	13:36:34.212	1:14.883	19.668	25.648	29.567	74.564	31.536
(123) Derek PALMER															
1	13:19:51.514			23.102	18.248		89.239	(44) Allister McMILLAN							
2	13:20:51.855	1:00.341	19.836	22.440	18.065	107.717	100.762	1	13:19:46.047						
3	13:21:47.181	55.326	18.025	20.601	16.700	114.714	101.524	2	13:20:45.127	59.080					
4	13:27:43.425	4:50.481		22.307	17.140	111.660	101.371	3	13:21:43.007	57.880					
5	13:28:38.426	55.001		20.461	16.615	114.129	101.371	4	13:28:23.546	6:40.539					
6	13:29:33.665	55.239	17.867	20.656	16.716	113.357	101.678	5	13:29:21.343	57.797					
7	13:30:30.629	56.964	18.433	21.458	17.073	113.935	102.454	6	13:30:18.648	57.305					
8	13:31:25.157	54.528	17.679	20.336	16.513	113.935	101.987	7	13:31:16.117	57.469					
9	13:32:19.980	54.823	17.745	20.477	16.601	114.323	102.298	8	13:32:15.202	59.085					
10	13:33:15.036	55.056	17.573	20.607	16.876	113.549	101.987	9	13:33:12.440	57.238					
11	13:34:09.794	54.758	17.674	20.378	16.706	115.305	102.298	10	13:34:09.245	56.805					
12	13:35:13.087	1:03.293	18.245	20.735	24.313	114.714	28.067	11	13:35:11.202	1:01.957					
(98) John CLELAND															
1	13:20:07.509			24.778	19.577	104.529	81.739	(28) Jason HUGHES							
2	13:21:08.988	1:01.479	20.521	23.546	17.412	105.349	97.967	1	13:18:59.818			29.087	20.897	65.216	92.181
3	13:22:05.940	56.952	18.682	21.330	16.940	111.660	98.254	2	13:20:04.297	1:04.479	20.214	26.277	17.988	99.566	93.076
4	13:28:04.397	4:42.615		21.840	19.947	110.012	94.385	3	13:21:02.865	58.568	19.134	22.058	17.376	107.717	93.988
5	13:29:01.665	57.268		21.835	16.544	111.105	98.979	4	13:22:00.378	57.513	18.406	21.705	17.402	106.859	93.205
6	13:29:56.659	54.994	17.848	20.753	16.393	111.660	98.398	5	13:27:53.696	4:40.965		24.209	20.972	65.727	93.465
7	13:30:55.832	59.173	20.880	21.684	16.609	112.597	99.272	6	13:28:51.410	57.714		21.476	17.248	106.520	94.252
8	13:31:51.034	55.202	17.958	20.772	16.472	111.846	99.272	7	13:29:49.247	57.837	18.649	21.514	17.674	106.183	95.053
9	13:32:46.222	55.188	17.840	20.743	16.605	112.033	98.979	8	13:30:46.780	57.533	18.681	21.615	17.237	107.030	94.785
10	13:33:41.720	55.498	18.075	20.829	16.594	107.717	98.979	9	13:31:44.212	57.432	18.573	21.560	17.299	106.859	94.252
11	13:34:36.899	55.179	17.951	20.702	16.526	111.290	98.688	10	13:32:46.981	1:02.769	19.613	23.878	19.278	99.125	95.868
12	13:35:32.000	55.101	17.912	20.652	16.537	111.105	98.688	11	13:33:44.096	57.115	18.537	21.450	17.128	107.201	95.188
13	13:36:48.281	1:16.281	21.109	27.062	28.110	76.958	25.487	12	13:34:41.611	57.515	18.558	21.482	17.475	107.201	94.919
(36) Keith BUTCHER															
1	13:20:17.400			26.089	18.372	101.066	95.868	13	13:35:38.679	57.068	18.367	21.462	17.239	106.183	94.919
2	13:21:17.851	1:00.451	19.665	23.062	17.724	107.030	94.785	14	13:36:58.175	1:19.496	21.498	27.587	30.411	69.904	18.310
3	13:22:16.516	58.665	19.514	22.403	16.748	108.941	96.836	(5) Alvin POWELL							
4	13:27:55.419	4:19.529						1	13:20:25.260			27.721	20.390	91.179	87.722
5	13:28:52.912	57.493			16.697	109.296	97.399	2	13:21:32.241	1:06.981	22.152	25.332	19.497	94.385	95.459
6	13:29:50.160	57.248	18.538	21.816	16.894	107.890	96.697	3	13:22:36.736	1:04.495	20.930	23.554	20.011	103.882	41.450
7	13:30:47.140	56.980	18.686	21.593	16.701	108.413	97.117	4	13:28:31.674	5:54.938	5:12.950	23.903	18.085	105.681	95.323
8	13:31:44.460	57.320	18.863	21.737	16.720	109.832	96.836	5	13:29:32.212	1:00.538	20.510	22.540	17.488	106.015	96.558
9	13:32:41.075	56.615	18.532	21.710	16.373	109.474	96.836	6	13:30:32.564	1:00.352	20.858	22.320	17.174	108.941	97.540
10	13:33:37.146	56.071	18.279	21.355	16.437	109.296	96.976	7	13:31:31.392	58.828	19.199	22.612	17.017	108.588	97.967
11	13:34:39.858	1:02.712	18.412	21.681	22.619	109.296	33.042	8	13:32:30.374	58.982	18.768	23.036	17.178	106.351	98.543
(4) Jason MINSHAW															
								9	13:33:28.189	57.815	18.507	22.272	17.036	106.183	98.111
								10	13:34:26.047	57.858	18.617	21.989	17.252	105.184	97.824
								11							



Lap times

Bulletin No. _____



SMRC Super Touring Car Festival

HSCC Super Touring Car Championship

Knockhill 1.267 miles

Qualifying 3

03/06/2017 13:20

Practice (15:00 Time) started at 13:17:48

Lap	Time of Day	Lap Tm	S1	S2	S3	S3Spd	SFSpd	Lap	Time of Day	Lap Tm	S1	S2	S3	S3Spd	SFSpd
2	13:21:12.166	1:02.971													
3	13:28:10.941	1:55.048													
4	13:29:13.490	1:02.549													
5	13:30:14.697	1:01.207													
6	13:31:15.547	1:00.850													
7	13:32:16.219	1:00.672													
8	13:33:16.586	1:00.367													
9	13:34:16.568	59.982													
10	13:35:20.468	1:03.900													

(60) Mark WRIGHT

1	13:19:41.405			26.041	20.760	100.011	96.419
2	13:20:54.394	1:12.989	24.617	28.341	20.031	101.218	100.762
3	13:35:00.928	9:55.112		24.175	21.132	105.184	93.857
4	13:36:31.271	1:30.343		34.729	30.544	59.178	36.974

(8) Finlay CROCKER

1	13:20:20.389			31.057	29.635	57.802	32.248
2	13:29:47.679	9:27.290	8:37.361	26.047	23.882	95.868	28.447

(79) Mark JONES

1	13:27:58.114			28.994	27.231	63.071	31.895
---	--------------	--	--	--------	--------	--------	--------

Clerk of the Course

Orbits

Sig : Time :
 Chief Timekeeper : Ian Sharp (SMART Timing)
 Results available on www.speedhive.com and www.smart-timing.co.uk

Printed: 05/06/2017 18:18:28





SMRC Super Touring Car Festival

HSCC Super Touring Car Championship

Knockhill 1.267 miles

Race 3 - 1st Race

03/06/2017 16:00

Race (20 Laps) started at 16:17:14

POLE POSITION

2	3 James DODD 54.369
4	98 John CLELAND 54.994
6	4 Jason MINSHAW 56.142
8	44 Allister McMILLAN 56.805
10	5 Alvin POWELL 57.815
12	60 Mark WRIGHT 1:12.989
14	79 Mark JONES

1	70 Stewart WHYTE 54.027
3	123 Derek PALMER 54.528
5	36 Keith BUTCHER 56.071
7	23 Graeme DODD 56.473
9	28 Jason HUGHES 57.068
11	67 Tony ABSOLOM 59.982
13	8 Finlay CROCKER 9:27.290

1
2
3
4
5
6
7

Clerk of the Course Orbits

Sig : Time :
Chief Timekeeper : Ian Sharp (SMART Timing)
Results available on www.speedhive.com and www.smart-timing.co.uk





Race Results

Bulletin No. _____



SMRC Super Touring Car Festival

Sorted on Laps

HSCC Super Touring Car Championship

Knockhill 1.267 miles

Race 3 - 1st Race

03/06/2017 16:00

Race (20 Laps) started at 16:17:14

Pos	No.	Name	Make/Model	CC	Class Code	Laps	Total Tm	Diff	Best Tm	In Lap	2nd Best
1	123	Derek PALMER	Nissan Primera	1998	ST1	20	18:18.203		53.992	12	54.188
2	70	Stewart WHYTE	Honda Accord	2000	ST1	20	18:22.999	4.796	54.137	5	54.142
3	3	James DODD	Honda Accord	1998	ST1	20	18:27.612	9.409	54.391	6	54.479
4	98	John CLELAND	Vauxhall Vectra	1998	ST1	20	18:35.839	17.636	55.073	20	55.191
5	36	Keith BUTCHER	Audi A4	1988	ST2	20	19:09.172	50.969	56.435	16	56.732
6	28	Jason HUGHES	MG ZS BTCC	2000	ST4	19	18:34.002	1 Lap	57.390	6	57.511
7	67	Tony ABSOLOM	Vauxhall Cavalier	2000	ST2	19	19:04.573	1 Lap	58.560	19	58.589
8	44	Allister McMILLAN	Nissan Primera	1999	ST2	17	18:22.861	3 Laps	56.391	6	57.420
9	60	Mark WRIGHT	Ford Sierra RS500	2000	GA1	17	18:23.207	3 Laps	1:00.207	3	1:00.321

Not classified

DNF	5	Alvin POWELL	Ford Mondeo	2000	ST1	12	12:22.696	DNF	57.158	11	57.426
DNF	23	Graeme DODD	Honda Accord	1998	ST1	6	6:12.455	DNF	58.757	3	59.498
DNS	4	Jason MINSHAW	Volvo S40	2000	ST1			DNS		0	
DNS	8	Finlay CROCKER	Vauxhall Cavalier	2000	ST2			DNS		0	
DNS	79	Mark JONES	Renault Laguna	1988	ST1			DNS		0	

Announcements

- New Track Record (57.390) for Super Touring Cars (ST4) by Jason HUGHES.
- New Track Record (1:00.207) for Super Touring Cars (GA1) by Mark WRIGHT.
- New Track Record (56.391) for Super Touring Cars (ST2) by Allister McMILLAN.

Margin of Victory	Avg. Speed	Best Lap Tm	Best Speed	Best Lap by
4.796	83.060	53.992	84.473	123 - Derek PALMER

Clerk of the Course

Sig : Time :
 Chief Timekeeper : Ian Sharp (SMART Timing)

Results available on www.speedhive.com and www.smart-timing.co.uk

Printed: 05/06/2017 18:20:59

Orbits





SMRC Super Touring Car Festival

HSCC Super Touring Car Championship

Knockhill 1.267 miles

Race 3 - 1st Race

03/06/2017 16:00

Race (20 Laps) started at 16:17:14

Lap	Time of Day	Lap Tm	S1	S2	S3	S3Spd	SFSpd	Lap	Time of Day	Lap Tm	S1	S2	S3	S3Spd	SFSpd
(123) Derek PALMER															
1	16:18:13.981	57.853	19.671	21.377	16.805	111.474		7	16:23:50.046	55.278	17.856	21.002	16.420	110.556	100.161
2	16:19:09.749	55.768	17.731	20.979	17.058	112.597		8	16:24:45.363	55.317	17.807	21.057	16.453	110.739	99.272
3	16:20:05.240	55.491	18.123	20.869	16.499	110.739		9	16:25:40.839	55.476	17.867	21.039	16.570	110.556	98.833
4	16:20:59.941	54.701	17.627	20.457	16.617	113.549		10	16:26:36.857	56.018	17.954	21.602	16.462	108.941	
5	16:21:54.554	54.613	17.544	20.667	16.402	113.549		11	16:27:32.392	55.535	17.995	21.142	16.398	110.193	
6	16:22:49.064	54.510	17.584	20.246	16.680	114.323		12	16:28:27.681	55.289	17.818	21.043	16.428	110.374	
7	16:23:43.263	54.199	17.613	20.221	16.365	113.935		13	16:29:23.318	55.637	17.854	21.209	16.574	111.290	
8	16:24:37.684	54.421	17.806	20.259	16.356	112.786		14	16:30:18.945	55.627	17.868	21.164	16.595	109.118	
9	16:25:32.187	54.503	17.919	20.216	16.368	113.166		15	16:31:14.234	55.289	17.941	20.950	16.398	110.556	99.863
10	16:26:26.384	54.197	17.413	20.271	16.513	113.166		16	16:32:09.425	55.191	17.842	20.880	16.469	110.739	95.323
11	16:27:20.725	54.341	17.677	20.321	16.343	113.549		17	16:33:05.089	55.664	18.149	21.079	16.436	110.012	98.688
12	16:28:14.717	53.992	17.458	20.300	16.234	114.518		18	16:34:00.348	55.259	17.833	21.008	16.418	110.556	99.125
13	16:29:09.476	54.759	17.557	20.746	16.456			19	16:34:55.709	55.361	17.848	20.985	16.528	111.290	99.125
14	16:30:04.803	55.327	17.811	20.946	16.570	112.408		20	16:35:50.782	55.073	17.790	20.857	16.426	111.474	99.419
15	16:31:00.098	55.295	17.578	21.071	16.646	112.976		(36) Keith BUTCHER							
16	16:31:54.286	54.188	17.596	20.163	16.429	112.976		1	16:18:17.138	59.130	19.669	22.366	17.095	106.351	
17	16:32:48.773	54.487	17.840	20.266	16.381	113.357	102.142	2	16:19:15.538	58.400	19.083	22.429	16.888	104.692	
18	16:33:43.110	54.337	17.554	20.461	16.322	113.742	102.142	3	16:20:13.229	57.691	19.061	21.856	16.774	107.372	96.697
19	16:34:37.443	54.333	17.545	20.260	16.528	113.357	102.611	4	16:21:10.298	57.069	18.764	21.644	16.661	107.544	96.836
20	16:35:33.146	55.703	17.773	21.200	16.730	111.105	101.832	5	16:22:07.470	57.172	18.765	21.677	16.730	106.520	96.836
(70) Stewart WHYTE															
1	16:18:12.320	57.142	19.578	21.328	16.236	112.597		6	16:23:04.390	56.920	18.519	21.627	16.774	106.351	97.399
2	16:19:07.166	54.846	17.732	20.869	16.245	112.408		7	16:24:01.802	57.412	18.585	22.161	16.666	107.030	97.257
3	16:20:02.277	55.111	18.307	20.735	16.069	112.786		8	16:24:58.991	57.189	18.590	21.843	16.756	106.859	97.257
4	16:20:56.814	54.537	17.665	20.707	16.165	112.786	101.832	9	16:25:56.445	57.454	18.640	22.105	16.709	106.859	97.117
5	16:21:50.951	54.137	17.412	20.501	16.224	112.786	101.832	10	16:26:53.938	57.493	18.797	21.968	16.728	107.201	
6	16:22:45.093	54.142	17.332	20.590	16.220	112.408	102.454	11	16:27:51.781	57.843	18.721	22.182	16.940	107.372	
7	16:23:39.244	54.151	17.378	20.456	16.317	112.597	101.832	12	16:28:48.533	56.752	18.351	21.901	16.500	107.030	
8	16:24:33.936	54.692	17.520	20.787	16.385	111.846	100.611	13	16:29:45.516	56.983	18.513	21.889	16.581	107.717	
9	16:25:28.780	54.844	17.741	20.745	16.358	112.408	101.371	14	16:30:42.980	57.464	18.911	22.058	16.495	107.890	
10	16:26:24.335	55.555	18.101	20.938	16.516	112.408		15	16:31:40.090	57.110	18.429	21.763	16.918	108.064	
11	16:27:19.309	54.974	17.604	20.901	16.469	111.105		16	16:32:36.525	56.435	18.486	21.413	16.536	108.588	96.836
12	16:28:14.041	54.732	17.447	20.646	16.639	112.597		17	16:33:33.257	56.732	18.277	22.018	16.437	107.201	97.540
13	16:29:09.123	55.082	17.670	21.025	16.387	112.220		18	16:34:30.019	56.762	18.595	21.627	16.540	107.890	97.257
14	16:30:04.300	55.177	17.778	20.920	16.479	111.290		19	16:35:27.160	57.141	18.460	22.052	16.629	107.544	97.257
15	16:31:00.494	56.194	17.731	21.197	17.266	111.474		20	16:36:24.115	56.955	18.360	21.444	17.151	108.588	94.785
16	16:31:55.562	55.068	17.750	20.645	16.673	112.786		(28) Jason HUGHES							
17	16:32:51.247	55.685	17.896	21.067	16.722	112.033	99.714	1	16:18:20.047	59.684	19.478	22.534	17.672	104.204	
18	16:33:46.416	55.169	17.567	20.936	16.666	112.786	101.524	2	16:19:20.016	59.969	19.870	22.508	17.591	105.349	
19	16:34:41.817	55.401	17.775	20.807	16.819	112.597	100.460	3	16:20:19.234	59.218	19.243	22.551	17.424	104.043	95.868
20	16:35:37.942	56.125	17.939	21.289	16.897	110.922	100.762	4	16:21:17.647	58.413	18.769	22.096	17.548	105.681	94.651
(3) James DODD															
1	16:18:13.341	57.630	19.470	21.453	16.707	110.012	101.066	5	16:22:15.852	58.205	18.991	21.821	17.393	104.692	94.651
2	16:19:09.324	55.983	17.768	21.352	16.863	108.764		6	16:23:13.242	57.390	18.631	21.513	17.246	105.184	94.120
3	16:20:04.497	55.173	17.912	20.894	16.367	110.739		7	16:24:10.753	57.511	18.519	21.601	17.391	104.204	
4	16:20:59.308	54.811	17.771	20.743	16.297	112.033	101.218	8	16:25:08.357	57.604	18.534	21.670	17.400	105.515	94.252
5	16:21:54.028	54.720	17.826	20.621	16.273	112.033	102.298	9	16:26:06.158	57.801	18.741	21.722	17.338	105.020	
6	16:22:48.419	54.391	17.588	20.498	16.305	112.033	101.524	10	16:27:03.916	57.758	18.639	21.689	17.430	105.349	
7	16:23:42.898	54.479	17.513	20.674	16.292	112.408	102.142	11	16:28:01.866	57.950	18.690	21.685	17.575	104.692	
8	16:24:38.733	55.835	18.345	20.991	16.499	110.556	102.611	12	16:28:59.744	57.878	18.776	21.626	17.476	104.856	
9	16:25:34.165	55.432	17.980	21.015	16.437	111.846	101.524	13	16:29:57.959	58.215	18.617	21.899	17.699	104.529	
10	16:26:29.463	55.298	17.639	21.146	16.513	110.556	101.987	14	16:30:56.109	58.150	18.811	21.813	17.526	104.692	
11	16:27:25.354	55.891	17.672	21.535	16.684	110.556	101.987	15	16:31:53.700	57.591	18.621	21.468	17.502	105.848	
12	16:28:20.157	54.803	17.634	20.751	16.418	111.846	101.987	16	16:32:52.301	58.601	19.102	21.746	17.753	105.349	95.459
13	16:29:15.640	55.483	17.950	21.036	16.497	111.846		17	16:33:50.851	58.550	18.791	22.149	17.610	104.366	94.651
14	16:30:10.730	55.090	17.748	20.739	16.603	111.660		18	16:34:50.294	59.443	19.827	22.003	17.613	105.681	95.323
15	16:31:06.371	55.641	17.985	21.150	16.506	111.474		19	16:35:48.945	58.651	18.886	21.976	17.789	105.349	94.518
16	16:32:01.472	55.101	17.599	20.839	16.663	111.846		(67) Tony ABSOLOM							
17	16:32:56.505	55.033	17.601	20.825	16.607	112.033	101.832	1	16:18:25.160	1:02.374	20.416	24.113	17.845	104.043	
18	16:33:51.625	55.120	17.671	20.796	16.653	112.786	101.678	2	16:19:27.050	1:01.890	20.206	23.919	17.765	101.987	
19	16:34:47.310	55.685	18.136	20.869	16.680	112.220	101.524	3	16:20:27.752	1:00.702	19.896	23.244	17.562	103.402	94.518
20	16:35:42.555	55.245	17.649	20.895	16.701	111.660	101.524	4	16:21:27.907	1:00.155	19.485	22.888	17.782	104.366	94.518
(98) John CLELAND															
1	16:18:14.509	57.922	19.379	21.781	16.762	109.296		5	16:22:29.115	1:01.208	19.689	23.466	18.053	102.926	93.726
2	16:19:11.275	56.766	18.156	21.783	16.827	108.764		6	16:23:29.124	1:00.009	19.497	22.855	17.657	104.856	94.785
3	16:20:07.842	56.567	18.216	21.853	16.498	109.296	99.714	7	16:24:28.073	58.949	19.101	22.351	17.497	105.020	94.385
4	16:21:03.865	56.023	18.265	21.320	16.438	110.193	100.011	8	16:25:27.588	59.515	19.150	22.848	17.517	105.020	94.785
5	16:21:59.346	55.481	18.026	21.060	16.395	110.012	99.566	9	16:26:27.312	59.724	19.711	22.348	17.665	106.351	
6	16:22:54.768	55.422	17.968	20.951	16.503	110.922	99.714	10	16:27:26.311	58.999	18.974	22.467	17.558	105.349	



Lap times

Bulletin No. _____



SMRC Super Touring Car Festival

HSCC Super Touring Car Championship


Knockhill 1.267 miles

Race 3 - 1st Race

03/06/2017 16:00

Race (20 Laps) started at 16:17:14

Lap	Time of Day	Lap Tm	S1	S2	S3	S3Spd	SFSpd	Lap	Time of Day	Lap Tm	S1	S2	S3	S3Spd	SFSpd
16	16:33:22.379	1:00.630	19.456	23.494	17.680	102.611	93.988								
17	16:34:21.276	58.897	18.966	22.102	17.829	105.681	95.459								
18	16:35:20.956	59.680	19.521	22.473	17.686	105.184	95.188								
19	16:36:19.516	58.560	18.994	21.891	17.675	105.020	94.120								



(44) Allister McMILLAN

1	16:18:18.382	59.011	19.201	22.431	17.379	105.020	
2	16:19:21.927	1:03.545	22.841	23.337	17.367	103.721	
3	16:20:21.007	59.080	18.849	22.943	17.288	101.832	96.005
4	16:21:18.465	57.458	18.559	21.636	17.263	105.349	96.558
5	16:22:17.341	58.876	19.684	21.828	17.364	104.204	96.419
6	16:23:13.732	56.391	18.377	21.054	16.960	105.848	97.257
7	16:24:12.260	58.528	19.178	21.906	17.444	105.184	96.419
8	16:25:09.680	57.420	18.768	21.412	17.240	106.520	96.976
9	16:26:09.361	59.681	18.752	22.275	18.654	105.349	
10	16:27:13.838	1:04.477	20.821	24.194	19.462	92.562	
11	16:28:17.617	1:03.779	20.435	23.051	20.293	91.928	
12	16:29:24.726	1:07.109	21.826	25.136	20.147	83.675	
13	16:30:32.160	1:07.434	19.652	25.032	22.750	82.543	
14	16:31:44.313	1:12.153	23.025	26.680	22.448	77.135	
15	16:32:55.430	1:11.117	22.046	25.675	23.396	79.795	70.050
16	16:34:12.012	1:16.582	22.437	28.692	25.453	65.471	54.515
17	16:35:37.804	1:25.792	28.703	31.634	25.455	61.510	65.535

(60) Mark WRIGHT

1	16:18:23.287	1:00.321	19.724	22.542	18.055	114.518	
2	16:19:24.558	1:01.271	20.280	23.301	17.690	110.922	
3	16:20:24.765	1:00.207	19.878	22.496	17.833	109.296	102.298
4	16:21:30.345	1:05.580	18.975	22.732	23.873	113.742	96.836
5	16:22:31.090	1:00.745	19.652	23.041	18.052	111.660	101.066
6	16:23:32.446	1:01.356	19.439	23.155	18.762	112.033	100.611
7	16:24:36.246	1:03.800	20.458	23.219	20.123	110.374	92.818
8	16:25:41.952	1:05.706	21.903	23.836	19.967	104.204	94.785
9	16:26:46.356	1:04.404	20.643	23.744	20.017	106.015	
10	16:27:53.660	1:07.304	21.794	24.876	20.634	105.459	
11	16:28:59.205	1:05.545	21.219	24.360	19.966	100.310	
12	16:30:07.111	1:07.906	22.289	24.629	20.988	88.068	
13	16:31:14.255	1:07.144	21.780	24.532	20.832	103.084	
14	16:32:19.121	1:04.866	21.017	23.612	20.237	108.941	92.947
15	16:33:26.049	1:06.928	21.231	25.384	20.313	101.678	91.055
16	16:34:31.368	1:05.319	21.074	23.768	20.477	106.520	93.857
17	16:35:38.150	1:06.782	21.061	25.486	20.235	99.125	90.442

(5) Alvin POWELL

1	16:18:21.660	59.516	19.453	22.701	17.362		
2	16:19:20.703	59.043	19.173	22.810	17.060		
3	16:20:20.432	59.729	19.707	22.599	17.423		
4	16:21:18.124	57.692	18.517	21.924	17.251		
5	16:22:18.020	59.896	19.594	22.875	17.427	105.515	
6	16:23:15.811	57.791	18.483	21.982	17.326		
7	16:24:13.291	57.480	18.500	21.894	17.086	106.183	
8	16:25:10.717	57.426	18.530	21.724	17.172	106.183	
9	16:26:09.391	58.674	18.601	22.487	17.586	107.717	
10	16:27:07.445	58.054	18.509	22.463	17.082	105.184	
11	16:28:04.603	57.158	18.466	21.458	17.234	104.856	
12	16:29:37.639	1:33.036	18.560	53.186	21.290		

(23) Graeme DODD

1	16:18:18.675	1:00.280	19.648	23.381	17.251	107.890	
2	16:19:19.494	1:00.819	20.868	22.599	17.352	106.859	
3	16:20:18.251	58.757	19.078	22.314	17.365	107.372	98.688
4	16:21:17.749	59.498	19.072	22.526	17.900	107.544	92.562
5	16:22:21.598	1:03.849	21.270	23.417	19.162	102.298	88.183
6	16:23:27.398	1:05.800	20.203	23.965	21.632	101.987	38.971

Clerk of the Course

Sig : Time :
Chief Timekeeper : Ian Sharp (SMART Timing)

Results available on www.speedhive.com and www.smart-timing.co.uk

Printed: 05/06/2017 18:21:11

Orbits





Race Results

Bulletin No. _____



SMRC Super Touring Car Festival

Sorted on Laps

HSCC Super Touring Car Championship

Knockhill 1.267 miles

Race 3 - 1st Race

03/06/2017 16:00

Race (20 Laps) started at 16:17:14

Pos	No.	Name	Make/Model	CC	Class Code	Laps	Total Tm	Diff	Best Tm	In Lap	2nd Best
1	123	Derek PALMER	Nissan Primera	1998	ST1	20	18:18.203		53.992	12	54.188
2	70	Stewart WHYTE	Honda Accord	2000	ST1	20	18:22.999	4.796	54.137	5	54.142
3	3	James DODD	Honda Accord	1998	ST1	20	18:27.612	9.409	54.391	6	54.479
4	98	John CLELAND	Vauxhall Vectra	1998	ST1	20	18:35.839	17.636	55.073	20	55.191
5	36	Keith BUTCHER	Audi A4	1988	ST2	20	19:09.172	50.969	56.435	16	56.732
6	28	Jason HUGHES	MG ZS BTCC	2000	ST4	19	18:34.002	1 Lap	57.390	6	57.511
7	67	Tony ABSOLOM	Vauxhall Cavalier	2000	ST2	19	19:04.573	1 Lap	58.560	19	58.589
8	44	Allister McMILLAN	Nissan Primera	1999	ST2	17	18:22.861	3 Laps	56.391	6	57.420
9	60	Mark WRIGHT	Ford Sierra RS500	2000	GA1	17	18:23.207	3 Laps	1:00.207	3	1:00.321

Not classified

DNF	5	Alvin POWELL	Ford Mondeo	2000	ST1	12	12:22.696	DNF	57.158	11	57.426
DNF	23	Graeme DODD	Honda Accord	1998	ST1	6	6:12.455	DNF	58.757	3	59.498
DNS	4	Jason MINSHAW	Volvo S40	2000	ST1			DNS		0	
DNS	8	Finlay CROCKER	Vauxhall Cavalier	2000	ST2			DNS		0	
DNS	79	Mark JONES	Renault Laguna	1988	ST1			DNS		0	

Announcements

- New Track Record (57.390) for Super Touring Cars (ST4) by Jason HUGHES.
- New Track Record (1:00.207) for Super Touring Cars (GA1) by Mark WRIGHT.
- New Track Record (56.391) for Super Touring Cars (ST2) by Allister McMILLAN.

Margin of Victory	Avg. Speed	Best Lap Tm	Best Speed	Best Lap by
4.796	83.060	53.992	84.473	123 - Derek PALMER

Clerk of the Course

Sig : Time :
 Chief Timekeeper : Ian Sharp (SMART Timing)

Results available on www.speedhive.com and www.smart-timing.co.uk

Printed: 05/06/2017 18:23:46

Orbits





SMRC Super Touring Car Festival


HSCC Super Touring Car Championship

Knockhill 1.267 miles

Race 19 - 2nd Race

04/06/2017 15:40

Race (20 Laps) started at 16:00:53



AMENDED GRID - Car No's 4, 8 & 79 Withdrawn

POLE POSITION

2 70 Stewart WHYTE
4 98 John CLELAND
6 28 Jason HUGHES
8 44 Allister McMILLAN
10 5 Alvin POWELL
12 79 Mark JONES
14 4 Jason MINSHAW

1 123 Derek PALMER
3 3 James DODD
5 36 Keith BUTCHER
7 67 Tony ABSOLOM
9 60 Mark WRIGHT
11 23 Graeme DODD
13 8 Finlay CROCKER

1
2
3
4
5
6
7





Qualifying Results

Bulletin No. _____



SMRC Super Touring Car Festival

Sorted on best lap time

HSCC Super Touring Car Championship

Knockhill 1.267 miles

Warm Up

04/06/2017 09:25

Practice (10:00 Time) started at 9:27:48

Pos	No.	Name	Make/Model	CC	Class Code	Laps	Best Tm	Diff	Best Speed	2nd Best
1	44	Allister McMILLAN	Nissan Primera	1999	ST2	5	58.632		77.788	1:04.380
2	60	Mark WRIGHT	Ford Sierra RS500	2000	GA1	9	59.326	0.694	76.878	59.374
3	5	Alvin POWELL	Ford Mondeo	2000	ST1	7	59.887	1.255	76.157	1:01.706
4	67	Tony ABSOLOM	Vauxhall Cavalier	2000	ST2	5	1:01.116	2.484	74.626	1:01.860

Clerk of the Course

Orbits

Sig : Time :

Chief Timekeeper : Ian Sharp (SMART Timing)

Results available on www.speedhive.com and www.smart-timing.co.uk



Printed: 05/06/2017 18:53:52



Lap times

Bulletin No. _____



SMRC Super Touring Car Festival

HSCC Super Touring Car Championship

Knockhill 1.267 miles

Warm Up

04/06/2017 09:25

Practice (10:00 Time) started at 9:27:48

Lap	Time of Day	Lap Tm	S1	S2	S3	S3Spd	SFSpd	Lap	Time of Day	Lap Tm	S1	S2	S3	S3Spd	SFSpd
(44) Allister McMILLAN															
1	9:32:40.893			23.394	18.304	102.142	95.459								
2	9:33:39.525	58.632	19.300	21.726	17.606		94.919								
3	9:34:53.564	1:14.039	20.767	27.302	25.970		30.629								
4	9:36:53.200	1:59.636	1:20.217	21.616	17.803	106.859	95.053								
5	9:37:57.580	1:04.380	20.925	24.211	19.244	83.467	96.419								
(60) Mark WRIGHT															
1	9:30:09.018			30.006	23.794	69.326	74.481								
2	9:31:18.072	1:09.054	23.394	25.452	20.208	84.839	98.688								
3	9:32:20.605	1:02.533	20.233	22.680	19.620	111.474	90.686								
4	9:33:21.034	1:00.429	19.523	22.365	18.541	114.129	98.833								
5	9:34:21.745	1:00.711	19.777	22.309	18.625	114.323	103.561								
6	9:35:22.121	1:00.376	19.820	22.324	18.232	111.290	105.184								
7	9:36:21.447	59.326	19.099	22.135	18.092	112.408	103.242								
8	9:37:20.821	59.374	18.823	22.294	18.257	112.220	92.054								
9	9:38:21.473	1:00.652	19.660	22.335	18.657	112.976	81.441								
(5) Alvin POWELL															
1	9:29:18.942				19.714										
2	9:30:21.336	1:02.394	20.414	23.647	18.333										
3	9:31:23.042	1:01.706			18.302										
4	9:32:22.929	59.887		22.534	17.748										
5	9:33:33.824	1:10.895			22.793		38.858								
6	9:36:03.892	2:30.068	1:49.425	23.154	17.489										
7	9:37:07.756	1:03.864	19.031	22.125	22.708		30.601								
(67) Tony ABSOLOM															
1	9:32:21.942			28.877	23.461	82.240	66.840								
2	9:33:37.690	1:15.748	26.326	26.194	23.228	99.419	33.222								
3	9:36:07.395	2:29.705	1:46.625	24.705	18.375	102.142	93.595								
4	9:37:09.255	1:01.860	20.229	23.509	18.122	103.084	91.802								
5	9:38:10.371	1:01.116	19.962	23.060	18.094	104.204	93.726								

Clerk of the Course

Sig : Time :
Chief Timekeeper : Ian Sharp (SMART Timing)

Results available on www.speedhive.com and www.smart-timing.co.uk

Printed: 05/06/2017 18:22:18

Orbits





Race Results



Bulletin No. _____

SMRC Super Touring Car Festival

Sorted on Laps

HSCC Super Touring Car Championship

Knockhill 1.267 miles

Race 19 - 2nd Race

04/06/2017 15:40

Race (20 Laps) started at 16:00:53

Pos	No.	Name	Make/Model	CC	Class Code	Laps	Total Tm	Diff	Best Tm	In Lap	2nd Best
1	70	Stewart WHYTE	Honda Accord	2000	ST1	20	18:18.753		53.858	4	54.177
2	3	James DODD	Honda Accord	1998	ST1	20	18:35.377	16.624	54.947	8	55.000
3	98	John CLELAND	Vauxhall Vectra	1998	ST1	20	18:45.652	26.899	55.702	15	55.824
4	36	Keith BUTCHER	Audi A4	1988	ST2	20	18:57.812	39.059	56.145	7	56.192
5	23	Graeme DODD	Honda Accord	1998	ST1	19	18:19.287	1 Lap	56.587	8	56.943
6	44	Allister McMILLAN	Nissan Primera	1999	ST2	19	18:23.459	1 Lap	57.059	15	57.074
7	5	Alvin POWELL	Ford Mondeo	2000	ST1	19	18:39.555	1 Lap	57.366	12	57.408
8	60	Mark WRIGHT	Ford Sierra RS500	2000	GA1	19	18:48.253	1 Lap	57.549	13	57.684
9	28	Jason HUGHES	MG ZS BTCC	2000	ST4	19	19:00.805	1 Lap	58.212	2	58.400
10	67	Tony ABSOLOM	Vauxhall Cavalier	2000	ST2	19	19:08.392	1 Lap	58.862	4	59.050
Not classified											
DNF	123	Derek PALMER	Nissan Primera	1998	ST1	5	4:56.949	DNF	54.003	3	54.187
DNS	79	Mark JONES	Renault Laguna	1988	ST1			DNS		0	
DNS	8	Finlay CROCKER	Vauxhall Cavalier	2000	ST1			DNS		0	
DNS	4	Jason MINSHAW	Volvo S40	2000	ST1			DNS		0	

Announcements

New Track Record (57.549) for Super Touring Cars (GA1) by Mark WRIGHT.

Margin of Victory	Avg. Speed	Best Lap Tm	Best Speed	Best Lap by
16.624	83.018	53.858	84.683	70 - Stewart WHYTE

Clerk of the Course

Orbits

Sig : Time :
Chief Timekeeper : Ian Sharp (SMART Timing)

Results available on www.speedhive.com and www.smart-timing.co.uk

Printed: 05/06/2017 18:22:33





SMRC Super Touring Car Festival

HSCC Super Touring Car Championship

Knockhill 1.267 miles

Race 19 - 2nd Race

04/06/2017 15:40

Race (20 Laps) started at 16:00:53

Lap	Time of Day	Lap Tm	S1	S2	S3	S3Spd	SFSpd
(70) Stewart WHYTE							
1	16:01:51.395	56.779	19.188	21.143	16.448	112.597	100.310
2	16:02:45.937	54.542	17.770	20.454	16.318	113.742	101.066
3	16:03:40.114	54.177	17.582	20.298	16.297	113.166	101.678
4	16:04:33.972	53.858	17.342	20.305	16.211	112.408	100.762
5	16:05:28.755	54.783	17.330	21.105	16.348	112.976	99.863
6	16:06:22.952	54.197	17.483	20.425	16.289	113.742	100.762
7	16:07:17.287	54.335	17.536	20.508	16.291	113.742	101.524
8	16:08:11.505	54.218	17.578	20.396	16.244	113.742	101.678
9	16:09:05.808	54.303	17.511	20.385	16.407	113.357	101.832
10	16:10:00.363	54.555	17.487	20.617	16.451	111.660	101.832
11	16:10:54.835	54.472	17.662	20.498	16.312	113.549	100.011
12	16:11:49.549	54.714	17.760	20.531	16.423	113.357	101.066
13	16:12:44.653	55.104	18.034	20.574	16.496	113.166	101.832
14	16:13:39.672	55.019	17.882	20.593	16.544	113.357	101.066
15	16:14:35.652	55.980	17.791	21.517	16.672	108.238	101.066
16	16:15:30.953	55.301	17.839	20.730	16.732	112.786	101.218
17	16:16:26.257	55.304	17.818	20.848	16.638	111.846	101.524
18	16:17:21.506	55.249	17.917	20.726	16.606	113.166	101.218
19	16:18:16.883	55.377	17.793	20.923	16.661	111.846	100.011
20	16:19:12.536	55.653	17.736	20.765	17.152	112.786	99.863
(3) James DODD							
1	16:01:52.331	57.608	19.370	21.453	16.785	110.556	100.611
2	16:02:47.772	55.441	17.960	20.806	16.675	111.105	99.863
3	16:03:43.527	55.755	18.074	20.930	16.751	111.474	99.863
4	16:04:38.848	55.321	17.842	20.920	16.559	112.786	101.066
5	16:05:34.240	55.392	17.875	21.047	16.470	111.660	101.371
6	16:06:29.240	55.000	17.668	20.843	16.489	112.408	100.914
7	16:07:24.439	55.199	17.862	20.782	16.555	113.166	99.863
8	16:08:19.386	54.947	17.712	20.656	16.579	112.408	100.611
9	16:09:14.712	55.326	17.743	20.770	16.813	112.786	100.762
10	16:10:10.350	55.638	17.869	20.872	16.897	111.846	99.863
11	16:11:05.792	55.442	17.742	20.867	16.833	112.220	100.762
12	16:12:01.197	55.405	17.810	20.800	16.795	112.408	101.218
13	16:12:56.829	55.632	17.751	20.898	16.983	112.033	101.987
14	16:13:52.359	55.530	17.615	21.063	16.852	111.660	100.310
15	16:14:48.529	56.170	17.965	21.354	16.851	112.033	100.161
16	16:15:44.717	56.188	17.977	21.091	17.120	112.033	100.310
17	16:16:40.973	56.256	18.170	20.959	17.127	111.846	99.272
18	16:17:37.425	56.452	18.397	21.015	17.040	111.660	100.011
19	16:18:33.067	55.642	17.914	20.942	16.786	112.033	100.161
20	16:19:29.160	56.093	17.933	21.004	17.156	111.474	100.310
(98) John CLELAND							
1	16:01:53.343	58.235	19.756	21.633	16.846	109.118	98.833
2	16:02:49.415	56.072	18.206	21.403	16.463	110.374	98.833
3	16:03:45.715	56.300	18.424	21.317	16.559	109.832	99.125
4	16:04:41.611	55.896	18.125	21.210	16.561	110.739	98.979
5	16:05:38.177	56.566	18.096	21.909	16.561	108.588	98.833
6	16:06:34.368	56.191	18.305	21.314	16.572	110.922	98.398
7	16:07:30.541	56.173	18.256	21.327	16.590	110.739	95.595
8	16:08:26.830	56.289	18.360	21.214	16.715	109.653	96.836
9	16:09:22.870	56.040	18.168	21.165	16.707	110.012	98.688
10	16:10:18.694	55.824	18.099	21.138	16.587	110.739	98.833
11	16:11:14.632	55.938	18.040	21.238	16.660	106.689	98.979
12	16:12:10.749	56.117	18.120	21.274	16.723	110.739	98.688
13	16:13:06.789	56.040	18.143	21.315	16.582	111.105	98.833
14	16:14:02.777	55.988	18.094	21.247	16.647	110.374	99.125
15	16:14:58.479	55.702	18.015	21.059	16.628	110.922	98.111
16	16:15:54.598	56.119	17.983	21.231	16.905	111.290	97.967
17	16:16:50.877	56.279	18.404	21.078	16.797	112.033	98.111
18	16:17:46.808	55.931	18.239	21.152	16.540	111.105	95.919
19	16:18:42.672	55.864	17.983	21.224	16.657	110.922	98.398
20	16:19:39.435	56.763	18.258	21.688	16.817	107.544	98.398
(36) Keith BUTCHER							
1	16:01:54.560	59.130	19.888	22.403	16.839	107.717	96.558
2	16:02:51.199	56.639	18.483	21.633	16.523	108.413	96.558
3	16:03:47.928	56.729	18.666	21.433	16.630	108.588	97.540
4	16:04:44.865	56.937	18.494	21.819	16.624	107.372	96.697
5	16:05:41.986	57.121	18.270	22.194	16.657	107.372	97.117
6	16:06:38.178	56.192	18.370	21.420	16.402	109.474	97.682

Lap	Time of Day	Lap Tm	S1	S2	S3	S3Spd	SFSpd
7	16:07:34.323	56.145	18.273	21.321	16.551	108.941	97.682
8	16:08:30.931	56.608	18.436	21.551	16.621	107.372	96.976
9	16:09:27.529	56.598	18.452	21.594	16.552	107.890	97.540
10	16:10:24.106	56.577	18.455	21.593	16.529	109.296	97.540
11	16:11:20.878	56.772	18.321	21.799	16.652	108.238	97.540
12	16:12:17.539	56.661	18.246	21.559	16.856	108.413	96.558
13	16:13:14.348	56.809	18.575	21.507	16.727	107.372	97.399
14	16:14:10.613	56.265	18.289	21.312	16.664	109.296	96.976
15	16:15:07.139	56.526	18.458	21.519	16.549	108.413	96.976
16	16:16:04.266	57.127	18.529	21.820	16.778	108.764	97.117
17	16:17:00.935	56.669	18.293	21.723	16.653	108.413	97.540
18	16:17:57.737	56.802	18.692	21.545	16.565	108.064	97.682
19	16:18:54.272	56.535	18.375	21.538	16.622	107.890	97.117
20	16:19:51.595	57.323	18.721	21.675	16.927	108.764	97.117
(23) Graeme DODD							
1	16:01:58.841	1:01.177	21.161	22.870	17.146	108.238	98.833
2	16:02:57.362	58.521	18.887	22.327	17.307	108.764	98.111
3	16:03:55.896	58.534	18.784	22.487	17.263	108.064	98.111
4	16:04:54.450	58.554	18.929	22.449	17.176	108.588	98.688
5	16:05:52.127	57.677	18.665	22.070	16.942	110.193	101.066
6	16:06:49.154	57.027	18.456	21.542	17.029	111.660	100.310
7	16:07:46.241	57.087	18.562	21.623	16.902	111.290	99.714
8	16:08:42.828	56.587	18.259	21.496	16.832	111.474	99.272
9	16:09:39.973	57.145	18.340	21.396	17.409	111.474	100.161
10	16:10:37.221	57.248	18.342	21.865	17.041	110.012	99.566
11	16:11:34.368	57.147	18.477	21.767	16.903	110.556	99.566
12	16:12:31.766	57.398	18.287	21.556	17.555	112.033	99.714
13	16:13:28.709	56.943	18.237	21.815	16.891	111.290	99.863
14	16:14:26.047	57.338	18.616	21.377	17.345	110.374	98.543
15	16:15:23.311	57.264	18.463	21.619	17.182	111.290	99.125
16	16:16:20.651	57.340	18.506	21.582	17.252	111.290	99.125
17	16:17:17.709	57.058	18.516	21.290	17.252	111.846	99.714
18	16:18:14.978	57.269	18.431	21.510	17.328	111.290	98.543
19	16:19:13.070	58.092	18.627	21.469	17.996	110.193	96.558
(44) Allister McMILLAN							
1	16:01:56.540	1:00.757	20.283	22.586	17.888	104.692	93.726
2	16:02:54.746	58.206	19.001	21.592	17.613	104.529	95.053
3	16:03:52.645	57.899	18.805	21.491	17.603	106.015	95.595
4	16:04:50.526	57.881	18.725	21.712	17.444	105.020	96.697
5	16:05:48.012	57.486	18.644	21.595	17.247	106.351	97.399
6	16:06:46.266	58.254	18.629	21.802	17.823	105.848	95.731
7	16:07:44.308	58.042	18.592	21.696	17.754	107.030	96.836
8	16:08:41.889	57.581	18.693	21.707	17.181	107.201	97.682
9	16:09:39.381	57.492	18.711	21.472	17.309	107.201	97.399
10	16:10:36.455	57.074	18.607	21.373	17.094	107.544	96.836
11	16:11:33.617	57.162	18.365	21.473	17.324	107.030	97.257
12	16:12:30.878	57.261	18.563	21.398	17.300	107.890	97.399
13	16:13:28.678	57.800	18.487	21.882	17.431	105.349	94.651
14	16:14:26.596	57.918	18.974	21.748	17.196	105.681	96.281
15	16:15:23.655	57.059	18.524	21.407	17.128	107.544	97.682
16	16:16:21.213	57.558	18				



SMRC Super Touring Car Festival

HSCC Super Touring Car Championship

Knockhill 1.267 miles

Race 19 - 2nd Race

04/06/2017 15:40

Race (20 Laps) started at 16:00:53

Lap	Time of Day	Lap Tm	S1	S2	S3	S3Spd	SFSpd	Lap	Time of Day	Lap Tm	S1	S2	S3	S3Spd	SFSpd
17	16:17:34.188	58.781	19.113	21.971	17.697										
18	16:18:33.952	59.764	19.348	22.675	17.741	99.714									
19	16:19:33.338	59.386	18.927	22.292	18.167	103.882									

(60) Mark WRIGHT

1	16:02:00.266	1:02.813	21.060	23.837	17.916	110.374	102.926
2	16:03:00.143	59.877	18.896	21.951	19.030	113.549	101.832
3	16:03:59.949	59.806	19.441	22.395	17.970	110.374	103.561
4	16:04:59.329	59.380	18.864	22.148	18.368	108.064	103.561
5	16:05:58.320	58.991	19.187	22.046	17.758	112.033	105.184
6	16:06:56.664	58.344	18.559	21.920	17.865	113.549	101.987
7	16:07:55.318	58.654	18.832	22.120	17.702	110.922	103.084
8	16:08:54.552	59.234	18.977	22.128	18.129	110.193	102.768
9	16:09:53.226	58.674	18.864	21.988	17.822	113.166	101.678
10	16:10:51.352	58.126	18.736	21.929	17.461	114.518	103.084
11	16:11:49.036	57.684	18.340	21.726	17.618	112.976	102.454
12	16:12:48.450	59.414	19.779	21.982	17.653	112.220	102.926
13	16:13:45.999	57.549	18.497	21.696	17.356	115.504	103.882
14	16:14:44.885	58.886	18.708	22.229	17.949	113.166	97.682
15	16:15:43.901	59.016	18.479	21.758	18.779	112.220	99.419
16	16:16:44.323	1:00.422	20.450	21.896	18.076	112.408	102.142
17	16:17:42.590	58.267	18.626	21.984	17.657	112.033	102.454
18	16:18:40.692	58.102	18.617	21.755	17.730	113.357	104.043
19	16:19:42.036	1:01.344	18.623	23.418	19.303	97.257	80.950

(28) Jason HUGHES

1	16:01:55.602	1:00.191	20.257	22.466	17.468	104.529	93.857
2	16:02:53.814	58.212	18.861	21.714	17.637	105.020	93.726
3	16:03:53.622	59.808	19.117	21.816	18.875	104.856	91.303
4	16:04:52.414	58.792	19.249	21.839	17.704	105.681	93.988
5	16:05:51.035	58.621	18.994	22.065	17.562	105.681	95.323
6	16:06:49.650	58.615	18.771	21.816	18.028	105.349	94.252
7	16:07:48.050	58.400	18.809	21.829	17.762	106.015	93.335
8	16:08:46.924	58.874	19.033	21.930	17.911	105.349	94.651
9	16:09:46.670	59.746	19.023	21.753	18.970	105.349	92.181
10	16:10:46.083	59.413	19.078	22.340	17.995	105.848	93.205
11	16:11:45.105	59.022	18.972	22.126	17.924	105.184	93.335
12	16:12:44.271	59.166	19.076	22.074	18.016	105.349	92.562
13	16:13:44.243	59.972	19.537	22.350	18.085	105.681	93.076
14	16:14:41.373	1:07.130	23.897	24.974	18.259	104.856	93.465
15	16:15:41.482	1:00.109	19.334	22.262	18.513	105.681	93.857
16	16:16:41.969	1:00.487	19.557	22.247	18.683	105.681	94.252
17	16:17:41.071	1:02.102	20.677	22.840	18.585	104.692	93.988
18	16:18:40.060	59.989	19.428	22.293	18.268	104.366	93.335
19	16:19:40.588	1:00.528	19.626	22.396	18.506	105.184	93.205

(67) Tony ABSOLOM

1	16:01:57.185	1:01.246	20.633	22.883	17.730	104.856	94.120
2	16:02:57.866	1:00.681	19.209	23.085	18.387	97.682	93.857
3	16:03:56.989	59.123	19.017	22.409	17.697	104.692	94.785
4	16:04:55.851	58.862	19.023	22.207	17.632	106.015	93.726
5	16:05:54.985	59.134	18.976	22.352	17.806	105.020	93.205
6	16:06:54.035	59.050	19.170	22.278	17.602	105.848	93.726
7	16:07:54.180	1:00.145	19.358	22.967	17.820	101.832	93.335
8	16:08:55.165	1:00.985	19.626	22.655	18.704	104.366	93.076
9	16:09:56.192	1:01.027	19.675	23.377	17.975	97.682	93.335
10	16:10:56.108	59.916	19.455	22.501	17.960	106.015	93.335
11	16:11:56.072	59.964	19.606	22.481	17.877	105.681	93.205
12	16:12:56.826	1:00.754	19.917	22.660	18.177	103.402	93.205
13	16:13:57.599	1:00.773	19.784	23.085	17.904	102.768	93.726
14	16:14:58.062	1:00.463	19.578	22.794	18.091	103.882	93.595
15	16:15:58.983	1:00.921	20.108	22.425	18.388	105.848	92.690
16	16:17:00.651	1:01.668	20.249	23.363	18.056	104.856	94.518
17	16:18:01.240	1:00.589	19.964	22.230	18.395	105.848	93.857
18	16:19:01.865	1:00.625	19.659	22.729	18.237	104.366	93.335
19	16:20:02.175	1:00.310	19.525	22.634	18.151	106.015	94.785

(123) Derek PALMER

1	16:01:49.988	55.853	18.809	20.571	16.473	112.033	
2	16:02:44.659	54.671	17.671	20.324	16.676	113.166	
3	16:03:38.662	54.003	17.609	19.966	16.428	114.129	
4	16:04:32.849	54.187	17.596	20.258	16.333	113.357	
5	16:05:50.732	1:17.883	17.455	36.494	23.934	72.470	

Clerk of the Course

Sig : Time :
Chief Timekeeper : Ian Sharp (SMART Timing)

Results available on www.speedhive.com and www.smart-timing.co.uk

Printed: 05/06/2017 18:22:46

Orbits





Race Results

Bulletin No. _____



SMRC Super Touring Car Festival

Lapchart


HSCC Super Touring Car Championship

Knockhill 1.267 miles

Race 19 - 2nd Race

04/06/2017 15:40

Race (20 Laps) started at 16:00:53



Competitors	Laps																				
	0	1	2	3	4	5	6	7	8	9	10	11	12	13	14	15	16	17	18	19	20
Derek PALMER (123)	1	123	123	123	123	123	70	70	70	70	70	70	70	70	70	70	70	70	70	70	70
Stewart WHYTE (70)	2	70	70	70	70	70	3	3	3	3	3	3	3	3	3	3	3	3	3	3	3
James DODD (3)	3	3	3	3	3	98	98	98	98	98	98	98	98	98	98	98	98	98	98	98	98
John CLELAND (98)	4	98	98	98	98	98	36	36	36	36	36	36	36	36	36	36	36	36	36	36	36
Jason HUGHES (28)	5	28	36	36	36	36	44	44	44	44	44	44	44	44	23	23	23	23	23	23	23
Keith BUTCHER (36)	6	36	28	28	44	44	123	23	23	23	23	23	23	23	44	44	44	44	44	44	44
Allister McMILLAN (44)	7	44	44	44	28	28	28	28	28	28	5	5	5	5	5	5	5	5	5	5	5
Tony ABSOLOM (67)	8	67	67	5	5	23	23	5	5	5	28	28	28	28	28	60	60	60	60	60	60
Alvin POWELL (5)	9	5	5	23	23	5	5	67	67	60	60	60	60	60	28	28	28	28	28	28	28
Mark WRIGHT (60)	10	60	23	67	67	67	67	60	60	67	67	67	67	67	67	67	67	67	67	67	67
Graeme DODD (23)	11	23	60	60	60	60	60														
-	12																				
-	13																				
-	14																				

Margin of Victory	Avg. Speed	Best Lap Tm	Best Speed	Best Lap by
16.624	83.018	53.858	84.683	70 - Stewart WHYTE

Clerk of the Course

Orbits

Sig : Time :
Chief Timekeeper : Ian Sharp (SMART Timing)

Results available on www.speedhive.com and www.smart-timing.co.uk

Printed: 05/06/2017 18:23:26

