



HISTORIC RACE MEETING

Cadwell Park Circuit

25th April 2004



Results Provided by MST Sports Timing Ltd
www.mstworld.com

Vredstein JEC Jaguar XK Race

QUALIFYING - RACE 1

POS	NO	CL	NAME	NAT	CAR	TIME	LAPS	GAP	MPH
1	1	D	Graeme DODD	GBR	Jaguar XK120	1:47.890	8		72.40
2	33	D	Nigel WEBB		Jaguar XK120	1:52.293	9	4.403	69.56
3	12	C	Grahame BULL		Jaguar XK150	1:54.706	7	6.816	68.10
4	5	D	Richard HACKETT		Jaguar XK120	1:55.215	9	7.325	67.80
5	17	C	David HALL		Jaguar XK120	1:56.176	9	8.286	67.24
6	43	B	Paul DEHAVILLAND		Jaguar XK150	1:56.792	8	8.902	66.88
7	7	D	Brian ARCULUS		Jaguar XK120	1:59.697	7	11.807	65.26
8	19	C	Robin BATT		Jaguar XK140	2:02.445	8	14.555	63.80
9	23	C	Graham LOVE		Jaguar XK150	2:02.554	8	14.664	63.74
10	37	B	David KREMER	GBR	Jaguar XK150	2:06.621	8	18.731	61.69
11	14	C	Colin YOULE		Jaguar XK120	2:07.490	8	19.600	61.27
12	31	B	Roger WOODBRIDGE		Jaguar XK120	2:11.013	8	23.123	59.62
13	38	B	Kevin ZWOLINSKI		Jaguar XK140	2:15.811	3	27.921	57.52

Weather / Track : Sunny / Dry

These results are provisional until the conclusion of any judicial and technical matters.

Cadwell

Circuit Length = 2.1700 miles.

Start: 09:10 End: 09:25

Clerk of Course:

Timekeeper:

Vredstein JEC Jaguar XK Race

LAP ANALYSIS - QUALIFYING - RACE 1

1	Graeme DODD	GBR	Jaguar XK120
1 -	X:00.000	6 -	1:52.121
2 -	1:50.489	7 -	1:48.608
3 -	1:48.113	8 -	1:47.890
4 -	1:48.327		
5 -	1:58.251		
5	Richard HACKETT		Jaguar XK120
1 -	X:00.000	6 -	1:56.640
2 -	1:59.165	7 -	1:57.170
3 -	1:55.607	8 -	1:56.076
4 -	1:56.125	9 -	1:55.215
5 -	1:55.940		
7	Brian ARCULUS		Jaguar XK120
1 -	X:00.000	6 -	1:59.697
2 -	2:06.372	7 -	2:02.760
3 -	2:01.625		
4 -	2:01.129		
5 -	2:02.524		
12	Grahame BULL		Jaguar XK150
1 -	X:00.000	6 -	1:55.643
2 -	1:58.608	7 -	1:54.706
3 -	5:30.522		
4 -	2:00.004		
5 -	1:55.688		
14	Colin YOULE		Jaguar XK120
1 -	X:00.000	6 -	2:08.020
2 -	2:17.717	7 -	2:07.490
3 -	2:18.627	8 -	2:08.588
4 -	2:15.873		
5 -	2:12.347		
17	David HALL		Jaguar XK120
1 -	X:00.000	6 -	1:56.176
2 -	1:57.362	7 -	1:59.184
3 -	1:58.627	8 -	1:59.971
4 -	1:56.617	9 -	2:03.053
5 -	1:57.816		
19	Robin BATT		Jaguar XK140
1 -	X:00.000	6 -	2:02.445
2 -	2:12.237	7 -	2:06.152
3 -	2:05.955	8 -	2:05.274
4 -	2:04.013		
5 -	2:03.365		

Vredstein JEC Jaguar XK Race


LAP ANALYSIS - QUALIFYING - RACE 1

(contd.)

20	TBD		
23	Graham LOVE	Jaguar XK150	
	1 - X:00.000	6 - 2:02.554	
	2 - 2:12.675	7 - 2:03.058	
	3 - 2:03.207	8 - 2:02.979	
	4 - 2:04.494		
	5 - 2:03.124		
31	Roger WOODBRIDGE	Jaguar XK120	
	1 - X:00.000	6 - 2:12.388	
	2 - 2:23.462	7 - 2:14.226	
	3 - 2:15.061	8 - 2:11.013	
	4 - 2:14.108		
	5 - 2:13.582		
33	Nigel WEBB	Jaguar XK120	
	1 - X:00.000	6 - 1:56.087	
	2 - 1:56.093	7 - 1:52.293	
	3 - 1:52.450	8 - 1:52.879	
	4 - 1:52.503	9 - 1:52.953	
	5 - 1:52.698		
37	David KREMER	GBR	Jaguar XK150
	1 - X:00.000	6 - 2:06.621	
	2 - 2:30.085	7 - 2:08.579	
	3 - 2:14.078	8 - 2:07.550	
	4 - 2:15.500		
	5 - 2:13.880		
38	Kevin ZWOLINSKI	Jaguar XK140	
	1 - X:00.000		
	2 - 2:15.811		
	3 - 2:17.013		
43	Paul DEHAVILLAND	Jaguar XK150	
	1 - X:00.000	6 - 1:56.792	
	2 - 2:29.056	7 - 2:05.337	
	3 - 2:11.445	8 - 2:17.173	
	4 - 1:57.408		
	5 - 1:57.742		

**Vredstein JEC Jaguar XK Race
GRID - RACE 1**

ROW 7		2:15.811 38 ZWOLINSKI
ROW 6	2:11.013 31 WOODBRIDGE	2:07.490 14 YOULE
ROW 5	2:06.621 37 KREMER	2:02.554 23 LOVE
ROW 4	2:02.445 19 BATT	1:59.697 7 ARCULUS
ROW 3	1:56.792 43 DEHAVILLAND	1:56.176 17 HALL
ROW 2	1:55.215 5 HACKETT	1:54.706 12 BULL
ROW 1	1:52.293 33 WEBB	1:47.890 1 DODD
POLE		



Weather / Track : Sunny / Dry
These results are provisional until the conclusion of any judicial and technical matters.

Cadwell
 Circuit Length = 2.1700 miles.
 Start: 09:10 End: 09:25

Clerk of Course:		Timekeeper:
------------------	--	-------------

Vredstein JEC Jaguar XK Race

RACE CLASSIFICATION - RACE 1

POS	NO	CL	NAME	NAT	CAR	TIME	LAPS	GAP	MPH	BEST
1	1	D	Graeme DODD	GBR	Jaguar XK120	16:34.131	9		70.72	1:48.359
2	33	D	Nigel WEBB		Jaguar XK120	16:47.971	9	13.840	69.75	1:49.184
3	5	D	Richard HACKETT		Jaguar XK120	17:19.012	9	44.881	67.66	1:54.110
4	12	C	Grahame BULL		Jaguar XK150	17:21.804	9	47.673	67.48	1:54.275
5	17	C	David HALL		Jaguar XK120	17:22.841	9	48.710	67.42	1:54.354
6	14	C	Colin YOULE		Jaguar XK120	18:24.953	9	1:50.822	63.63	1:59.946
7	43	B	Paul DEHAVILLAND		Jaguar XK150	18:25.776	9	1:51.645	63.58	1:59.307
8	19	C	Robin BATT		Jaguar XK140	18:35.983	9	2:01.852	63.00	2:01.103
9	23	C	Graham LOVE		Jaguar XK150	16:57.049	8	1 LAP	61.44	2:01.724
10	31	B	Roger WOODBRIDGE		Jaguar XK120	17:43.174	8	1 LAP	58.78	2:09.506
11	37	B	David KREMER	GBR	Jaguar XK150	18:17.681	8	1 LAP	56.93	2:12.296
NOT CLASSIFIED										
7	D	Brian ARCULUS			Jaguar XK120	2:05.839	1	D.N.F.	62.07	2:05.839
FASTEST LAP										
1	D	Graeme DODD			Jaguar XK120	1:48.359	3	72.09mph	116.02kph	
12	C	Grahame BULL			Jaguar XK150	1:54.275	6	68.36mph	110.01kph	
43	B	Paul DEHAVILLAND			Jaguar XK150	1:59.307	6	65.47mph	105.37kph	

Weather / Track : Changeable/Damp

These results are provisional until the conclusion of any judicial and technical matters.

Cadwell Park
Circuit Length = 2.1700 miles.
Start: 13:28 End: 13:45

Clerk of Course:

Timekeeper:

Vredstein JEC Jaguar XK Race

LAP CHART - RACE 1

Lap 1			Lap 2			Lap 3			Lap 4			Lap 5		
No	Behind	Laptime	No	Behind	Laptime	No	Behind	Laptime	No	Behind	Laptime	No	Behind	Laptime
1		1:56.415	1		1:49.046	1		1:48.359	1		1:48.657	1		1:49.596
33	0.938	1:57.353	33	1.556	1:49.664	33	2.381	1:49.184	33	4.381	1:50.657	33	5.769	1:50.984
5	4.149	2:00.564	5	9.896	1:54.793	5	16.623	1:55.086	5	22.658	1:54.692	5	27.172	1:54.110
12	5.789	2:02.204	12	11.812	1:55.069	12	18.183	1:54.730	12	24.539	1:55.013	12	29.402	1:54.459
17	7.314	2:03.729	17	12.895	1:54.627	17	19.222	1:54.686	17	25.590	1:55.025	17	30.504	1:54.510
7	9.424	2:05.839	23	27.786	2:03.506	23	42.621	2:03.194	23	55.688	2:01.724	14	1:09.318	2:02.460
23	13.326	2:09.741	14	30.558	2:04.915	14	43.591	2:01.392	14	56.454	2:01.520	43	1:12.914	2:04.800
14	14.689	2:11.104	43	31.184	2:04.917	43	44.855	2:02.030	43	57.710	2:01.512	19	1:13.940	2:04.124
43	15.313	2:11.728	19	32.393	2:04.837	19	46.966	2:02.932	19	59.412	2:01.103	23	1:15.481	2:09.389
19	16.602	2:13.017	37	43.886	2:12.296	31	1:08.138	2:11.194	31	1:28.987	2:09.506	31	1:49.938	2:10.547
37	20.636	2:17.051	31	45.303	2:12.057	37	1:08.153	2:12.626	37	1:32.727	2:13.231			
31	22.292	2:18.707												

Vredstein JEC Jaguar XK Race

LAP CHART - RACE 1

(contd.)

Lap 6			Lap 7			Lap 8			Lap 9			Lap 10		
No	Behind	Laptime	No	Behind	Laptime	No	Behind	Laptime	No	Behind	Laptime	No	Behind	Laptime
1		1:50.247	1		1:50.473	1		1:51.160	1		1:50.178			
33	8.072	1:52.550	33	10.868	1:53.269	23	1 LAP	2:07.918	33	13.840	1:52.027			
37	1 LAP	2:19.261	31	1 LAP	2:13.384	33	11.991	1:52.283	23	1 LAP	2:08.997			
5	31.634	1:54.709	5	36.308	1:55.147	5	39.962	1:54.814	5	44.881	1:55.097			
12	33.430	1:54.275	12	39.067	1:56.110	12	42.625	1:54.718	12	47.673	1:55.226			
17	34.611	1:54.354	17	39.810	1:55.672	17	43.664	1:55.014	17	48.710	1:55.224			
14	1:21.027	2:01.956	37	1 LAP	2:21.878	31	1 LAP	2:14.064	31	1 LAP	2:13.715			
43	1:21.974	1:59.307	14	1:30.500	1:59.946	37	1 LAP	2:20.256	37	1 LAP	2:21.082			
19	1:25.634	2:01.941	43	1:31.827	2:00.326	14	1:39.888	2:00.548	14	1:50.822	2:01.112			
23	1:37.814	2:12.580	19	1:38.140	2:02.979	43	1:41.173	2:00.506	43	1:51.645	2:00.650			
						19	1:49.488	2:02.508	19	2:01.852	2:02.542			

Millers Oils/AMOC Historic formula junior Race

QUALIFYING - RACE 2 - Amended

POS	NO	CL	NAME	NAT	CAR	TIME	LAPS	GAP	MPH
1	65	C	Edwin JOWSEY		Lotus 22	1:42.134	9		79.27
2	84	C	Mark WOODHOUSE		Lotus 20	1:45.843	9	3.709	76.49
3	70	C	Bob BIRRELL	GBR	Brabham BT6	1:48.259	9	6.125	74.78
4	4	A2	Derek WALKER	GBR	Terrier MkIV	1:48.342	8	6.208	74.73
5	78	C	Paul SMEETH	GBR	Lotus 22	1:48.845	3	6.711	74.38
6	60	C	Mark GREEN		Lotus 22	1:49.277	9	7.143	74.09
7	30	B	Kevin MUSSON		Lotus 18	1:49.507	9	7.373	73.93
8	83	C	Barry WESTMORELAND		Lotus 22	1:49.824	9	7.690	73.72
9	53	C	Christopher DRAKE	GBR	Elva 300	1:51.186	9	9.052	72.81
10	15	A2	John MOTSON		Huffaker Mk1	1:51.490	8	9.356	72.62
11	61	C	Yazaburo BABA	JAP	Lotus 20/22	1:52.178	8	10.044	72.17
12	39	B	Michael WALLER		Kieft FJ	1:57.292	8	15.158	69.02
13	43	B	Doug MARTIN		Elva 200	1:57.542	8	15.408	68.88
14	29	A2	William GRIMSHAW		Gemini Mk2	1:57.840	8	15.706	68.70
15	25	A2	Bernard BROCK	GBR	Elva FJ	1:58.252	5	16.118	68.46
16	7	A2	Duncan RABAGLIATI		Alexis HF1	2:00.041	8	17.907	67.44
17	42	B	Simon HAMILTON		Lotus 18	2:02.401	7	20.267	66.14
18	48	B	Paul HEWES	GBR	Lotus 18	2:02.508	5	20.374	66.08
19	47	B	Richard UTLEY	GBR	Caravelle Mk1	2:10.542	8	28.408	62.02
20	40	B	Andrew BRADSHAW		Lotus 18	2:12.777	2	30.643	60.97
21	46	B	Sue SPENCE	GBR	Elva 200	2:17.168	7	35.034	59.02

Weather / Track : Changeable/Damp

These results are provisional until the conclusion of any judicial and technical matters.

Silverstone Inter
Circuit Length = 2.2490 miles.
Start: 09:35 End: 09:50

Clerk of Course:		Timekeeper:
------------------	--	-------------

Millers Oils/AMOC Historic formula junior Race LAP ANALYSIS - QUALIFYING - RACE 2

4	Derek WALKER	GBR	Terrier MkIV
1 -	X:00.000	6 -	1:50.197
2 -	2:03.311	7 -	1:52.540
3 -	1:50.649	8 -	1:48.342
4 -	1:53.231		
5 -	1:53.238		
7	Duncan RABAGLIATI		Alexis HF1
1 -	X:00.000	6 -	2:01.551
2 -	2:07.192	7 -	2:02.580
3 -	2:03.450	8 -	2:00.041
4 -	2:02.896		
5 -	2:01.374		
15	John MOTSON		Huffaker Mk1
1 -	X:00.000	6 -	1:54.797
2 -		7 -	1:53.288
3 -	2:04.105	8 -	1:51.490
4 -	1:58.751		
5 -	1:56.627		
25	Bernard BROCK	GBR	Elva FJ
1 -	X:00.000		
2 -	2:09.639		
3 -	2:11.404		
4 -	2:13.802		
5 -	1:58.252		
29	William GRIMSHAW		Gemini Mk2
1 -	X:00.000	6 -	2:02.103
2 -	2:15.543	7 -	1:59.892
3 -	2:14.151	8 -	1:57.840
4 -	2:00.431		
5 -	2:00.301		
30	Kevin MUSSON		Lotus 18
1 -	X:00.000	6 -	1:50.374
2 -	1:55.994	7 -	1:58.843
3 -	1:52.139	8 -	1:49.507
4 -	1:53.630	9 -	1:53.750
5 -	1:53.813		
39	Michael WALLER		Kieft FJ
1 -	X:00.000	6 -	2:01.541
2 -	2:11.179	7 -	2:00.264
3 -	2:08.933	8 -	1:57.292
4 -	2:01.442		
5 -	2:00.586		

Millers Oils/AMOC Historic formula junior Race LAP ANALYSIS - QUALIFYING - RACE 2

(contd.)

40	Andrew BRADSHAW		Lotus 18
1 - X:00.000 2 - 2:12.777			
42	Simon HAMILTON		Lotus 18
1 - X:00.000 6 - 2:16.241 2 - 2:15.213 7 - 2:07.642 3 - 2:04.156 4 - 2:04.437 5 - 2:02.401			
43	Doug MARTIN		Elva 200
1 - X:00.000 6 - 1:58.779 2 - 2:07.219 7 - 1:57.542 3 - 2:00.609 8 - 1:58.473 4 - 1:59.847 5 - 1:59.462			
46	Sue SPENCE	GBR	Elva 200
1 - X:00.000 6 - 2:19.410 2 - 2:25.199 7 - 2:17.168 3 - 2:22.856 4 - 2:26.820 5 - 2:22.284			
47	Richard UTLEY	GBR	Caravelle Mk1
1 - X:00.000 6 - 2:20.895 2 - 2:18.309 7 - 2:10.542 3 - 2:15.200 8 - 2:11.343 4 - 2:15.208 5 - 2:12.762			
48	Paul HEWES	GBR	Lotus 18
1 - X:00.000 2 - 2:08.952 3 - 2:14.160 4 - 2:04.783 5 - 2:02.508			
53	Christopher DRAKE	GBR	Elva 300
1 - X:00.000 6 - 1:53.064 2 - 1:59.230 7 - 1:52.966 3 - 1:56.763 8 - 1:51.186 4 - 1:56.089 9 - 1:51.291 5 - 1:53.940			

Millers Oils/AMOC Historic formula junior Race

LAP ANALYSIS - QUALIFYING - RACE 2

(contd.)

60	Mark GREEN		Lotus 22
1 -	X:00.000	6 -	1:50.764
2 -	1:56.142	7 -	1:55.022
3 -	1:52.527	8 -	1:51.176
4 -	1:53.529	9 -	1:49.277
5 -	1:52.025		
61	Yazaburo BABA	JAP	Lotus 20/22
1 -	X:00.000	6 -	1:53.012
2 -	2:04.604	7 -	1:57.283
3 -	2:00.048	8 -	2:04.505
4 -	1:52.178		
5 -	1:53.640		
65	Edwin JOWSEY		Lotus 22
1 -	X:00.000	6 -	1:49.450
2 -	1:50.699	7 -	1:52.792
3 -	1:44.945	8 -	1:47.890
4 -	1:46.254	9 -	1:42.134
5 -	1:43.415		
70	Bob BIRRELL	GBR	Brabham BT6
1 -	X:00.000	6 -	1:50.311
2 -	1:58.846	7 -	1:56.706
3 -	1:52.078	8 -	1:48.259
4 -	1:54.179	9 -	1:52.241
5 -	1:53.171		
78	Paul SMEETH	GBR	Lotus 22
1 -	X:00.000		
2 -	1:53.451		
3 -	1:48.845		
83	Barry WESTMORELAND		Lotus 22
1 -	X:00.000	6 -	1:56.993
2 -	2:07.907	7 -	1:53.339
3 -	1:55.377	8 -	1:51.208
4 -	1:54.685	9 -	1:49.824
5 -	1:56.779		
84	Mark WOODHOUSE		Lotus 20
1 -	X:00.000	6 -	1:46.500
2 -	2:02.812	7 -	1:49.903
3 -	1:54.084	8 -	1:46.804
4 -	1:48.543	9 -	1:45.843
5 -	1:51.249		

Weather / Track : Changeable/Damp

www.mstworld.com

Page 3 of 3

Silverstone Inter
Circuit Length = 2.2490 miles.
Start: 09:35 End: 09:50

Printed - 11:23 Sunday, 25 April 2004

Millers Oils/AMOC Historic formula junior Race

GRID - RACE 2 - Amended

ROW 11		2:17.168	46	SPENCE
	2:12.777			
ROW 10	40	BRADSHAW		
		2:10.542	47	UTLEY
	2:02.508			
ROW 9	48	HEWES		
		2:02.401	42	HAMILTON
	2:00.041			
ROW 8	7	RABAGLIATI		
		1:58.252	25	BROCK
	1:57.840			
ROW 7	29	GRIMSHAW		
		1:57.542	43	MARTIN
	1:57.292			
ROW 6	39	WALLER		
		1:52.178	61	BABA
	1:51.490			
ROW 5	15	MOTSON		
		1:51.186	53	DRAKE
	1:49.824			
ROW 4	83	WESTMORELAND		
		1:49.507	30	MUSSON
	1:49.277			
ROW 3	60	GREEN		
		1:48.845	78	SMEETH
	1:48.342			
ROW 2	4	WALKER		
		1:48.259	70	BIRRELL
	1:45.843			
ROW 1	84	WOODHOUSE		
		1:42.134	65	JOWSEY
				POLE

Weather / Track : Changeable/Damp

These results are provisional until the conclusion of any judicial and technical matters.

Cadwell Park
Circuit Length = 2.1700 km.
Start: 09:35 End: 09:50

Clerk of Course:

Timekeeper:

Millers Oils/AMOC Historic formula junior Race

RACE CLASSIFICATION - RACE 2

POS	NO	CL	NAME	NAT	CAR	TIME	LAPS	GAP	KPH	BEST
1	65	C	Edwin JOWSEY		Lotus 22	15:47.401	9		74.21	1:42.933
2	84	C	Mark WOODHOUSE		Lotus 20	16:04.077	9	16.676	72.92	1:43.454
3	78	C	Paul SMEETH	GBR	Lotus 22	16:06.623	9	19.222	72.73	1:45.210
4	4	A2	Derek WALKER	GBR	Terrier MkIV	16:29.030	9	41.629	71.08	1:47.925
5	70	C	Bob BIRRELL	GBR	Brabham BT6	16:43.813	9	56.412	70.04	1:48.013
6	83	C	Barry WESTMORELAND		Lotus 22	16:46.689	9	59.288	69.84	1:47.985
7	60	C	Yazaburo BABA	JAP	Lotus 20/22	16:47.675	9	1:00.274	69.77	1:49.691
8	61	C	Mark GREEN		Lotus 22	16:48.155	9	1:00.754	69.73	1:48.618
9	53	C	Christopher DRAKE	GBR	Elva 300	16:48.849	9	1:01.448	69.69	1:49.515
10	30	B	Kevin MUSSON		Lotus 18	17:00.940	9	1:13.539	68.86	1:50.152
11	15	A2	John MOTSON		Huffaker Mk1	17:02.189	9	1:14.788	68.78	1:50.751
12	39	B	Michael WALLER		Kieft FJ	15:56.244	8	1 LAP	65.35	1:57.122
13	43	B	Doug MARTIN		Elva 200	16:02.611	8	1 LAP	64.92	1:57.721
14	29	A2	William GRIMSHAW		Gemini Mk2	16:03.088	8	1 LAP	64.89	1:57.003
15	7	A2	Duncan RABAGLIATI		Alexis HF1	16:10.158	8	1 LAP	64.41	1:58.396
16	46	B	Sue SPENCE	GBR	Elva 200	17:29.069	8	1 LAP	59.57	2:03.239
17	47	B	Richard UTLEY	GBR	Caravelle Mk1	17:30.734	8	1 LAP	59.47	2:02.848
NOT CLASSIFIED										
42	B		Simon HAMILTON		Lotus 18	10:14.217	5	D.N.F.	63.59	1:58.759
FASTEST LAP										
65	C		Edwin JOWSEY		Lotus 22	1:42.933	2	75.89kph	47.15mph	
4	A2		Derek WALKER		Terrier MkIV	1:47.925	4	72.38kph	44.97mph	
30	B		Kevin MUSSON		Lotus 18	1:50.152	8	70.92kph	44.06mph	

Weather / Track : Sunny / Dry

These results are provisional until the conclusion of any judicial and technical matters.

Circuit Length = 2.1700 km.

Start: 14:00 End: 14:16

Clerk of Course:	Timekeeper:
------------------	-------------

Millers Oils/AMOC Historic formula junior Race LAP CHART - RACE 2

Lap 1			Lap 2			Lap 3			Lap 4			Lap 5		
No	Behind	Laptime	No	Behind	Laptime	No	Behind	Laptime	No	Behind	Laptime	No	Behind	Laptime
65		1:48.909	65		1:42.933	65		1:43.463	65		1:43.992	65		1:46.780
84	3.716	1:52.625	84	8.410	1:47.627	84	10.848	1:45.901	84	13.670	1:46.814	46	1 LAP	2:12.172
70	6.871	1:55.780	78	12.270	1:47.791	78	15.192	1:46.385	78	16.416	1:45.216	84	12.638	1:45.748
78	7.412	1:56.321	70	14.250	1:50.312	70	19.514	1:48.727	70	23.830	1:48.308	78	14.846	1:45.210
4	7.915	1:56.824	4	14.927	1:49.945	4	20.076	1:48.612	4	24.009	1:47.925	47	1 LAP	2:12.013
60	9.667	1:58.576	60	17.717	1:50.983	60	25.759	1:51.505	60	33.227	1:51.460	70	25.638	1:48.588
83	9.878	1:58.787	83	18.291	1:51.346	83	26.740	1:51.912	83	33.726	1:50.978	4	25.791	1:48.562
53	11.590	2:00.499	53	19.630	1:50.973	53	27.710	1:51.543	53	34.488	1:50.770	60	38.263	1:51.816
15	13.084	2:01.993	15	22.835	1:52.684	15	33.226	1:53.854	15	42.595	1:53.361	83	38.440	1:51.494
39	16.789	2:05.698	61	28.452	1:54.000	61	36.031	1:51.042	61	42.777	1:50.738	53	40.188	1:52.480
61	17.385	2:06.294	30	29.466	1:54.227	30	39.136	1:53.133	30	46.951	1:51.807	61	45.396	1:49.399
30	18.172	2:07.081	39	32.620	1:58.764	39	48.407	1:59.250	39	1:04.531	2:00.116	15	48.544	1:52.729
43	21.252	2:10.161	43	38.186	1:59.867	43	52.990	1:58.267	43	1:07.295	1:58.297	30	50.396	1:50.225
29	21.490	2:10.399	29	39.929	2:01.372	29	53.469	1:57.003	29	1:08.028	1:58.551	39	1:17.382	1:59.631
42	22.764	2:11.673	42	41.305	2:01.474	42	56.601	1:58.759	7	1:13.060	1:59.011	43	1:18.236	1:57.721
7	25.127	2:14.036	7	42.651	2:00.457	7	58.041	1:58.853	42	1:13.125	2:00.516	29	1:19.154	1:57.906
46	36.089	2:24.998	46	1:04.502	2:11.346	46	1:30.139	2:09.100				7	1:27.411	2:01.131
47	36.391	2:25.300	47	1:07.042	2:13.584	47	1:33.645	2:10.066				42	1:28.140	2:01.795

Millers Oils/AMOC Historic formula junior Race

LAP CHART - RACE 2

(contd.)

Lap 6			Lap 7			Lap 8			Lap 9			Lap 10		
No	Behind	Laptime	No	Behind	Laptime	No	Behind	Laptime	No	Behind	Laptime	No	Behind	Laptime
65		1:43.837	65		1:45.441	65		1:47.106	65		1:44.940			
84	14.344	1:45.543	78	19.149	1:47.543	29	1 LAP	2:00.368	39	1 LAP	1:58.240			
78	17.047	1:46.038	84	21.180	1:52.277	7	1 LAP	1:58.396	43	1 LAP	2:00.348			
70	32.944	1:51.143	70	36.133	1:48.630	78	17.327	1:45.284	29	1 LAP	1:59.966			
4	33.052	1:51.098	4	36.445	1:48.834	84	17.528	1:43.454	84	16.676	1:44.088			
46	1 LAP	2:09.565	60	52.463	1:51.436	70	37.040	1:48.013	78	19.222	1:46.835			
47	1 LAP	2:09.650	83	52.703	1:51.492	4	37.981	1:48.642	7	1 LAP	1:59.444			
60	46.468	1:52.042	53	53.376	1:51.363	83	53.582	1:47.985	4	41.629	1:48.588			
83	46.652	1:52.049	61	55.038	1:49.653	60	55.048	1:49.691	70	56.412	2:04.312			
53	47.454	1:51.103	30	1:04.039	1:52.188	61	56.550	1:48.618	83	59.288	1:50.646			
61	50.826	1:49.267	46	1 LAP	2:12.845	53	56.873	1:50.603	60	1:00.274	1:50.166			
30	57.292	1:50.733	15	1:04.756	1:52.233	30	1:07.085	1:50.152	61	1:00.754	1:49.144			
15	57.964	1:53.257	47	1 LAP	2:12.346	15	1:08.401	1:50.751	53	1:01.448	1:49.515			
39	1:30.968	1:57.423	39	1:42.649	1:57.122	46	1 LAP	2:05.804	30	1:13.539	1:51.394			
43	1:32.466	1:58.067	43	1:46.908	1:59.883	47	1 LAP	2:04.927	15	1:14.788	1:51.327			
29	1:32.840	1:57.523							46	1 LAP	2:03.239			
7	1:42.404	1:58.830							47	1 LAP	2:02.848			

HSCC Historic Roadsports

QUALIFYING - RACE 3

POS	NO	CL	NAME	NAT	CAR	TIME	LAPS	GAP	MPH
1	90	C	Adam ORMANDY		Lotus Elan	1:46.669	9		73.23
2	27	B	Christopher BURBURY		Triumph TR5	1:48.573	9	1.904	71.95
3	54	70F	Chris HOLLAND		Lotus S4	1:48.816	9	2.147	71.79
4	10	D	Robert BARRIE		Porsche 911S	1:49.269	9	2.600	71.49
5	22	C	John FITZGERALD		Lotus Elan S4	1:50.206	9	3.537	70.88
6	1	E	Dick COFFEY	GBR	Turner Mk1	1:51.401	8	4.732	70.12
7	63	B	Colin SHARP		Triumph TR4a	1:51.773	9	5.104	69.89
8	64	E	James BILDERBECK		Turner Climax MkII	1:52.845	9	6.176	69.22
9	52	B	Justin MURPHY	GBR	Milano GT Mk1	1:53.358	8	6.689	68.91
10	43	70C	Bill BRAITHWAITE	GBR	Lotus Europa	1:53.782	8	7.113	68.65
11	68	70F	Chris OVERTON	GBR	Lotus Seven S4	1:54.968	8	8.299	67.94
12	42	70C	Ross BRAITHWAITE		Lotus Europa	1:55.279	8	8.610	67.76
13	12	A	Allan JONES		Jaguar E type S1	1:55.700	9	9.031	67.51
14	31	B	James OWEN		Triumph TR5	1:57.549	8	10.880	66.45
15	50	D	Michael MASTERS		Porsche 911	1:59.394	8	12.725	65.43
16	74	Inv	Robin BATT		Jaguar E type series1	2:01.275	8	14.606	64.41
17	69	70F	Andrew SHEPHERD		Lotus Seven Series II	2:09.817	2	23.148	60.17
18	84	Inv	Roger WOODBRIDGE	GBR	Jaguar XK120	2:12.455	4	25.786	58.97
19	81	Inv	Austen WELLS		Austin Healey 100M	2:17.989	7	31.320	56.61

Weather / Track : Sunny / Dry

These results are provisional until the conclusion of any judicial and technical matters.

Cadwell Park

Circuit Length = 2.1700 miles.

Start: 10:01 End: 10:16

Clerk of Course:

Timekeeper:

HSCC Historic Roadsports

LAP ANALYSIS - QUALIFYING - RACE 3

1	Dick COFFEY	GBR	Turner Mk1
1 - X:00.000	6 - 1:51.465		
2 - 2:16.019	7 - 1:51.401		
3 - 2:05.327	8 - 1:53.949		
4 - 1:55.260			
5 - 1:51.510			
10	Robert BARRIE		Porsche 911S
1 - X:00.000	6 - 1:49.782		
2 - 1:52.793	7 - 1:49.269		
3 - 1:49.460	8 - 1:51.323		
4 - 1:50.384	9 - 1:49.970		
5 - 1:51.964			
12	Allan JONES		Jaguar E type S1
1 - X:00.000	6 - 1:57.517		
2 - 2:07.119	7 - 1:56.128		
3 - 2:01.177	8 - 1:55.700		
4 - 2:00.272	9 - 1:56.312		
5 - 1:57.892			
22	John FITZGERALD		Lotus Elan S4
1 - X:00.000	6 - 1:52.198		
2 - 1:54.780	7 - 1:51.441		
3 - 1:51.954	8 - 1:52.029		
4 - 1:51.388	9 - 1:50.206		
5 - 1:51.676			
27	Christopher BURBURY		Triumph TR5
1 - X:00.000	6 - 1:51.727		
2 - 2:03.422	7 - 1:49.506		
3 - 1:52.321	8 - 1:49.672		
4 - 1:51.029	9 - 1:48.573		
5 - 1:49.754			
31	James OWEN		Triumph TR5
1 - X:00.000	6 - 1:59.945		
2 - 2:22.288	7 - 1:58.525		
3 - 2:13.958	8 - 1:57.549		
4 - 2:05.344			
5 - 2:02.047			
42	Ross BRAITHWAITE		Lotus Europa
1 - X:00.000	6 - 2:02.173		
2 - 2:22.597	7 - 1:55.279		
3 - 2:10.308	8 - 1:55.405		
4 - 2:01.953			
5 - 2:02.620			

HSCC Historic Roadsports

LAP ANALYSIS - QUALIFYING - RACE 3

(contd.)

43	Bill BRAITHWAITE	GBR	Lotus Europa
1 -	X:00.000	6 -	1:55.213
2 -	2:17.027	7 -	1:54.921
3 -	2:05.014	8 -	1:53.782
4 -	2:02.872		
5 -	1:56.850		
50	Michael MASTERS		Porsche 911
1 -	X:00.000	6 -	2:01.975
2 -	2:08.316	7 -	1:59.394
3 -	2:07.584	8 -	2:03.960
4 -	2:04.182		
5 -	2:01.754		
52	Justin MURPHY	GBR	Milano GT Mk1
1 -	X:00.000	6 -	1:54.046
2 -	2:03.329	7 -	1:53.358
3 -	1:56.903	8 -	1:58.856
4 -	1:55.383		
5 -	1:55.510		
54	Chris HOLLAND		Lotus S4
1 -	X:00.000	6 -	1:50.463
2 -	2:01.040	7 -	1:51.572
3 -	1:55.612	8 -	1:49.194
4 -	1:52.918	9 -	1:48.816
5 -	1:57.236		
63	Colin SHARP		Triumph TR4a
1 -	X:00.000	6 -	1:54.168
2 -	2:03.112	7 -	1:53.040
3 -	1:56.383	8 -	1:52.119
4 -	1:54.968	9 -	1:51.773
5 -	1:58.673		
64	James BILDERBECK		Turner Climax MkII
1 -	X:00.000	6 -	1:55.770
2 -	2:04.886	7 -	1:52.845
3 -	1:57.328	8 -	1:53.243
4 -	1:57.156	9 -	1:54.043
5 -	1:53.803		
68	Chris OVERTON	GBR	Lotus Seven S4
1 -	X:00.000	6 -	1:57.121
2 -	2:19.613	7 -	1:56.726
3 -	2:08.870	8 -	1:54.968
4 -	2:09.589		
5 -	2:01.167		

HSCC Historic Roadsports


LAP ANALYSIS - QUALIFYING - RACE 3

(contd.)

69	Andrew SHEPHERD		Lotus Seven Series II
	1 - X:00.000		
	2 - 2:09.817		
74	Robin BATT		Jaguar E type series1
	1 - X:00.000	6 - 2:02.233	
	2 - 2:11.775	7 - 2:03.255	
	3 - 2:06.949	8 - 2:01.778	
	4 - 2:02.619		
	5 - 2:01.275		
81	Austen WELLS		Austin Healey 100M
	1 - X:00.000	6 - 2:19.701	
	2 - 2:28.623	7 - 2:17.989	
	3 - 2:25.224		
	4 - 2:19.694		
	5 - 2:21.958		
84	Roger WOODBRIDGE	GBR	Jaguar XK120
	1 - X:00.000		
	2 - 2:22.563		
	3 - 2:12.455		
	4 - 2:13.940		
90	Adam ORMANDY		Lotus Elan
	1 - X:00.000	6 - 1:47.064	
	2 - 1:52.186	7 - 1:48.042	
	3 - 1:48.348	8 - 1:46.669	
	4 - 1:47.685	9 - 1:47.997	
	5 - 1:48.201		

HSCC Historic Roadsports

GRID - RACE 3

ROW 10		2:17.989 81 WELLS	
ROW 9	2:12.455 84 WOODBRIDGE		2:09.817 69 SHEPHERD
ROW 8	2:01.275 74 BATT	1:59.394 50 MASTERS	
ROW 7	1:57.549 31 OWEN		1:55.700 12 JONES
ROW 6	1:55.279 42 BRAITHWAITE	1:54.968 68 OVERTON	
ROW 5	1:53.782 43 BRAITHWAITE		1:53.358 52 MURPHY
ROW 4	1:52.845 64 BILDERBECK	1:51.773 63 SHARP	
ROW 3	1:51.401 1 COFFEY		1:50.206 22 FITZGERALD
ROW 2	1:49.269 10 BARRIE	1:48.816 54 HOLLAND	
ROW 1	1:48.573 27 BURBURY		1:46.669 90 ORMANDY
POLE			
			

Weather / Track : Sunny / Dry

These results are provisional until the conclusion of any judicial and technical matters.

Circuit Length = 2.1700 km.

Start: 10:01 End: 10:16

Clerk of Course:

Timekeeper:

HSCC Historic Roadsports

RACE CLASSIFICATION - RACE 3

POS	NO	CL	NAME	NAT	CAR	TIME	LAPS	GAP	MPH	BEST
1	54	70F	Chris HOLLAND		Lotus S4	10:59.256	6		71.09	1:48.348
2	27	B	Christopher BURBURY		Triumph TR5	11:01.527	6	2.271	70.85	1:48.306
3	10	D	Robert BARRIE		Porsche 911S	11:03.247	6	3.991	70.67	1:48.394
4	22	C	John FITZGERALD		Lotus Elan S4	11:13.262	6	14.006	69.61	1:50.258
5	69	70F	Andrew SHEPHERD		Lotus Seven Series II	11:15.870	6	16.614	69.35	1:47.516
6	63	B	Colin SHARP		Triumph TR4a	11:27.854	6	28.598	68.14	1:51.122
7	43	70C	Bill BRAITHWAITE	GBR	Lotus Europa	11:34.466	6	35.210	67.49	1:53.093
8	42	70C	Ross BRAITHWAITE		Lotus Europa	11:35.710	6	36.454	67.37	1:53.122
9	12	A	Allan JONES		Jaguar E type S1	11:44.591	6	45.335	66.52	1:54.911
10	1	E	Dick COFFEY	GBR	Turner Mk1	11:46.103	6	46.847	66.38	1:54.684
11	50	D	Michael MASTERS		Porsche 911	12:03.526	6	1:04.270	64.78	1:57.285
12	74	Inv	Robin BATT		Jaguar E type series1	12:19.790	6	1:20.534	63.35	2:00.068
13	84	Inv	Roger WOODBRIDGE	GBR	Jaguar XK120	10:59.503	5	1 LAP	59.22	2:09.479
14	31	B	James OWEN		Triumph TR5	11:04.372	5	1 LAP	58.79	2:09.462
15	81	Inv	Austen WELLS		Austin Healey 100M	11:27.520	5	1 LAP	56.81	2:13.889

NOT CLASSIFIED

64	E		James BILDERBECK		Turner Climax MkII	7:39.796	4	D.N.F.	67.96	1:52.665
68	70F		Chris OVERTON	GBR	Lotus Seven S4	7:46.843	4	D.N.F.	66.93	1:53.134
90	C		Adam ORMANDY		Lotus Elan	3:41.576	2	D.N.F.	70.51	1:46.928
40	70C		Howard BENTHAM		Lotus Elan		0	D.N.F.	N/A	

FASTEST LAP

90	C		Adam ORMANDY		Lotus Elan	1:46.928	2	73.05mph	117.57kph
69	70F		Andrew SHEPHERD		Lotus Seven Series II	1:47.516	4	72.65mph	116.93kph
27	B		Christopher BURBURY		Triumph TR5	1:48.306	3	72.12mph	116.08kph
10	D		Robert BARRIE		Porsche 911S	1:48.394	4	72.07mph	115.98kph
64	E		James BILDERBECK		Turner Climax MkII	1:52.665	2	69.33mph	111.58kph
43	70C		Bill BRAITHWAITE		Lotus Europa	1:53.093	5	69.07mph	111.16kph
12	A		Allan JONES		Jaguar E type S1	1:54.911	3	67.98mph	109.40kph
74	Inv		Robin BATT		Jaguar E type series1	2:00.068	4	65.06mph	104.70kph

Weather / Track : Changeable/Damp

These results are provisional until the conclusion of any judicial and technical matters.

Cadwell Park

Circuit Length = 2.1700 miles.

Start: 14.28 End: 14.56

Clerk of Course:

Timekeeper:

HSCC Historic Roadsports LAP CHART - RACE 3

Lap 1			Lap 2			Lap 3			Lap 4			Lap 5		
No	Behind	Laptime	No	Behind	Laptime	No	Behind	Laptime	No	Behind	Laptime	No	Behind	Laptime
90		1:54.648	90		1:46.928	54		1:48.348	54		1:48.577	54		1:49.621
54	0.920	1:55.568	54	2.652	1:48.660	27	2.780	1:48.306	27	2.918	1:48.715	27	1.907	1:48.610
27	3.358	1:58.006	27	5.474	1:49.044	10	3.503	1:48.499	10	3.320	1:48.394	81	1 LAP	2:13.889
10	4.002	1:58.650	10	6.004	1:48.930	22	8.578	1:50.938	22	10.764	1:50.763	10	3.047	1:49.348
22	5.310	1:59.958	22	8.640	1:50.258	64	14.404	1:52.906	69	18.564	1:47.516	22	11.457	1:50.314
64	6.761	2:01.409	64	12.498	1:52.665	43	19.574	1:54.502	64	18.643	1:52.816	69	16.940	1:47.997
43	8.733	2:03.381	43	16.072	1:54.267	69	19.625	1:51.922	63	23.860	1:51.834	63	25.958	1:51.719
63	9.633	2:04.281	63	17.472	1:54.767	63	20.603	1:54.131	68	25.690	1:53.134	43	29.488	1:53.093
1	10.734	2:05.382	68	17.933	1:53.899	68	21.133	1:54.200	43	26.016	1:55.019	42	31.814	1:53.265
68	10.962	2:05.610	69	18.703	1:51.375	42	23.028	1:53.582	42	28.170	1:53.719	12	38.657	1:55.635
42	12.774	2:07.422	42	20.446	1:54.600	12	26.255	1:54.911	12	32.643	1:54.965	1	39.859	1:55.461
12	13.727	2:08.375	12	22.344	1:55.545	1	27.355	1:54.684	1	34.019	1:55.241	50	53.151	1:57.285
69	14.256	2:08.904	1	23.671	1:59.865	50	35.970	1:58.247	50	45.487	1:58.094	74	1:07.614	2:00.563
50	16.802	2:11.450	50	28.723	1:58.849	74	45.181	2:00.852	74	56.672	2:00.068			
74	19.510	2:14.158	74	35.329	2:02.747	84	1:07.013	2:09.479	84	1:28.453	2:10.017			
84	25.721	2:20.369	84	48.534	2:09.741	31	1:07.525	2:09.462	31	1:29.767	2:10.819			
31	26.495	2:21.143	31	49.063	2:09.496	81	1:27.139	2:17.444						
81	31.614	2:26.262	81	1:00.695	2:16.009									

HSCC Historic Roadsports

LAP CHART - RACE 3

(contd.)

Lap 6			Lap 7			Lap 8			Lap 9			Lap 10		
No	Behind	Laptime	No	Behind	Laptime	No	Behind	Laptime	No	Behind	Laptime	No	Behind	Laptime
54		1:48.482												
84	1 LAP	2:09.897												
27	2.271	1:48.846												
10	3.991	1:49.426												
31	1 LAP	2:13.452												
22	14.006	1:51.031												
69	16.614	1:48.156												
81	1 LAP	2:13.916												
63	28.598	1:51.122												
43	35.210	1:54.204												
42	36.454	1:53.122												
12	45.335	1:55.160												
1	46.847	1:55.470												
50	1:04.270	1:59.601												
74	1:20.534	2:01.402												

HSCC 70s Roadsports Championship Race

RACE CLASSIFICATION - RACE 4

POS	NO	CL	NAME	NAT	ENTRY	TIME	LAPS	GAP	MPH
1	24	B	Charles BARTER		Datsun 240 Z	1:46.391	9		73.42
2	27	B	Matthew BANNISTER		Datsun 240 Z	1:50.031	9	3.640	70.99
3	31	A	Mark BENNETT		MGB GT V8	1:52.331	8	5.940	69.54
4	26	B	Paul STAFFORD		Datsun 240 Z	1:53.540	8	7.149	68.80
5	51	B	Julian GAMMAGE		Triumph TR6	1:53.693	9	7.302	68.71
6	1	D2	Adam BAGNALL		Triumph GT6 Mk3	1:53.752	8	7.361	68.67
7	4	A	Robin GRAY		Pontiac Firebird	1:53.957	7	7.566	68.55
8	14	D1	Jai SHARMA		Lancia Fulvia	1:55.322	8	8.931	67.74
9	77	A	Andrew SHARPE		Porsche 928	1:55.364	9	8.973	67.71
10	62	D2	James CALVERT		VW Porsche 914/4	1:55.804	8	9.413	67.45
11	55	D2	Jason KENNEDY		Lancia Beta Coupe	1:55.987	9	9.596	67.35
12	57	D2	Mark OLDFIELD		Alfa Romeo Alfetta GTV	1:56.675	8	10.284	66.95
13	12	B	Neil CONDLIFFE		TVR 3000M	1:57.758	8	11.367	66.33
14	15	A	Philip MCKELVEY	GBR	Morgan +8	1:59.695	8	13.304	65.26
15	23	D2	William MORTON	GBR	Alfa Romeo Alfetta GTV	2:00.399	7	14.008	64.88
16	25	D2	Will FINN		Alfa Romeo GTV 2000	2:00.512	8	14.121	64.82
17	48	D1	Guy HARTNELL		Lancia Fulvia HF	2:01.454	8	15.063	64.32
18	52	D2	Graham HALL		Alfa Romeo 2000 GTV	2:01.794	8	15.403	64.14
19	65	D2	Stephen COOKE		Triumph GT6 Mk3	2:03.019	8	16.628	63.50
20	11	E	Fos WILSON	GBR	MG Midget	2:04.696	8	18.305	62.64
21	34	D2	Sarah HUTCHISON		Lancia Beta	2:05.868	5	19.477	62.06
22	60	D2	David MARSHALL		Lancia Beta Monte Carlo	2:08.376	7	21.985	60.85
23	66	E	Louise KENNEDY		Lancia Fulvia Sport Zagato	2:09.851	3	23.460	60.16
24	10	D1	Nigel ASHLEY		Alfa Romeo GT Junior	2:11.510	7	25.119	59.40

Weather / Track: Sunny / Dry

These results are provisional until the conclusion of any judicial and technical matters.

Cadwell Park

Circuit Length = 2.1700 miles.

Start: 10:23 End: 10:38

Clerk of Course:	Stewards:	Timekeeper:
------------------	-----------	-------------

HSCC 70s Roadsports Championship Race

LAP ANALYSIS - QUALIFYING - RACE 4

1	Adam BAGNALL		Triumph GT6 Mk3
	1 - 4:23.642	6 - 2:07.897	
	2 - 2:22.282	7 - 2:13.073	
	3 - 1:58.358	8 - 1:53.752	
	4 - 1:57.929		
	5 - 2:19.403		
4	Robin GRAY		Pontiac Firebird
	1 - 3:46.227	6 - 1:54.678	
	2 - 1:58.995	7 - 1:54.737	
	3 - 1:55.530		
	4 - 1:53.957		
	5 - 1:56.508		
10	Nigel ASHLEY		Alfa Romeo GT Junior
	1 - 4:34.947	6 - 2:11.794	
	2 - 2:23.536	7 - 2:11.510	
	3 - 2:22.860		
	4 - 2:14.853		
	5 - 2:15.266		
11	Fos WILSON	GBR	MG Midget
	1 - 4:28.088	6 - 2:04.696	
	2 - 2:27.903	7 - 2:06.414	
	3 - 2:17.875	8 - 2:06.471	
	4 - 2:11.131		
	5 - 2:08.971		
12	Neil CONDLIFFE		TVR 3000M
	1 - 4:18.766	6 - 1:57.758	
	2 - 2:24.278	7 - 1:59.712	
	3 - 2:07.095	8 - 1:58.228	
	4 - 2:01.334		
	5 - 2:02.775		
14	Jai SHARMA		Lancia Fulvia
	1 - 4:07.711	6 - 1:59.593	
	2 - 2:14.746	7 - 1:55.679	
	3 - 2:06.143	8 - 1:55.322	
	4 - 2:00.799		
	5 - 1:58.118		
15	Philip MCKELVEY	GBR	Morgan +8
	1 - 3:53.582	6 - 2:05.602	
	2 - 2:13.095	7 - 1:59.695	
	3 - 2:09.463	8 - 2:01.497	
	4 - 2:03.767		
	5 - 2:03.707		

HSCC 70s Roadsports Championship Race

LAP ANALYSIS - QUALIFYING - RACE 4

(contd.)

23	William MORTON	GBR	Alfa Romeo Alfetta GTV
1 -	3:37.947	6 -	2:01.238
2 -	2:07.569	7 -	2:01.214
3 -	2:02.265		
4 -	2:01.364		
5 -	2:00.399		
24	Charles BARTER		Datsun 240 Z
1 -	3:59.407	6 -	1:48.802
2 -	2:07.616	7 -	1:46.840
3 -	1:50.472	8 -	1:47.831
4 -	1:50.950	9 -	1:46.391
5 -	1:47.012		
25	Will FINN		Alfa Romeo GTV 2000
1 -	4:35.897	6 -	2:05.669
2 -	2:23.449	7 -	2:02.674
3 -	2:22.480	8 -	2:00.512
4 -	2:15.039		
5 -	2:10.432		
26	Paul STAFFORD		Datsun 240 Z
1 -	4:22.263	6 -	1:55.375
2 -	2:22.691	7 -	1:53.549
3 -	1:56.571	8 -	1:56.545
4 -	1:55.423		
5 -	1:53.540		
27	Matthew BANNISTER		Datsun 240 Z
1 -	4:14.074	6 -	1:50.031
2 -	2:14.870	7 -	2:01.107
3 -	1:58.193	8 -	1:52.921
4 -	1:52.834	9 -	1:52.498
5 -	1:51.636		
31	Mark BENNETT		MGB GT V8
1 -	4:22.731	6 -	1:52.660
2 -	2:11.829	7 -	1:52.331
3 -	2:00.361	8 -	2:01.444
4 -	1:54.457		
5 -	1:54.283		
34	Sarah HUTCHISON		Lancia Beta
1 -	3:46.235		
2 -	2:12.680		
3 -	2:08.666		
4 -	2:06.101		
5 -	2:05.868		

HSCC 70s Roadsports Championship Race

LAP ANALYSIS - QUALIFYING - RACE 4

(contd.)

48	Guy HARTNELL	Lancia Fulvia HF
1 -	4:17.677	6 - 2:02.220
2 -	2:22.530	7 - 2:01.454
3 -	2:12.072	8 - 2:03.147
4 -	2:07.205	
5 -	2:03.717	
51	Julian GAMMAGE	Triumph TR6
1 -	3:54.843	6 - 1:56.722
2 -	2:06.131	7 - 1:54.394
3 -	1:59.566	8 - 1:55.584
4 -	1:55.925	9 - 1:53.693
5 -	1:55.413	
52	Graham HALL	Alfa Romeo 2000 GTV
1 -	4:24.828	6 - 2:02.094
2 -	2:25.073	7 - 2:04.488
3 -	2:03.679	8 - 2:02.317
4 -	2:02.732	
5 -	2:01.794	
55	Jason KENNEDY	Lancia Beta Coupe
1 -	3:48.065	6 - 1:59.551
2 -	2:02.254	7 - 1:56.891
3 -	1:58.865	8 - 1:58.819
4 -	1:58.183	9 - 1:55.987
5 -	1:58.008	
57	Mark OLDFIELD	Alfa Romeo Alfetta GTV
1 -	4:28.850	6 - 1:56.675
2 -	2:25.883	7 - 1:59.909
3 -	1:59.652	8 - 1:58.198
4 -	1:58.707	
5 -	2:03.113	
60	David MARSHALL	Lancia Beta Monte Carlo
1 -	4:13.478	6 - 2:08.376
2 -	2:41.702	7 - 2:09.248
3 -	2:27.097	
4 -	2:23.087	
5 -	2:12.934	
62	James CALVERT	VW Porsche 914/4
1 -	4:20.455	6 - 1:55.804
2 -	2:22.943	7 - 1:55.986
3 -	1:59.578	8 - 1:56.334
4 -	1:57.779	
5 -	1:56.954	

HSCC 70s Roadsports Championship Race


LAP ANALYSIS - QUALIFYING - RACE 4

(contd.)

65	Stephen COOKE	Triumph GT6 Mk3
1 - 4:03.217	6 - 2:03.514	
2 - 2:19.213	7 - 2:06.587	
3 - 2:12.674	8 - 2:03.019	
4 - 2:11.777		
5 - 2:09.171		
66	Louise KENNEDY	Lancia Fulvia Sport Zagato
1 - 3:50.390		
2 - 2:10.712		
3 - 2:09.851		
77	Andrew SHARPE	Porsche 928
1 - 4:02.703	6 - 1:55.689	
2 - 2:04.925	7 - 1:57.121	
3 - 1:59.862	8 - 1:55.583	
4 - 1:57.227	9 - 1:55.364	
5 - 1:59.112		

HSCC 70s Roadsports Championship Race

GRID - RACE 4

ROW 12	2:11.510 10 ASHLEY	2:09.851 66 KENNEDY
ROW 11	2:08.376 60 MARSHALL	2:05.868 34 HUTCHISON
ROW 10	2:04.696 11 WILSON	2:03.019 65 COOKE
ROW 9	2:01.794 52 HALL	2:01.454 48 HARTNELL
ROW 8	2:00.512 25 FINN	2:00.399 23 MORTON
ROW 7	1:59.695 15 MCKELVEY	1:57.758 12 CONDLIFFE
ROW 6	1:56.675 57 OLDFIELD	1:55.987 55 KENNEDY
ROW 5	1:55.804 62 CALVERT	1:55.364 77 SHARPE
ROW 4	1:55.322 14 SHARMA	1:53.957 4 GRAY
ROW 3	1:53.752 1 BAGNALL	1:53.693 51 GAMMAGE
ROW 2	1:53.540 26 STAFFORD	1:52.331 31 BENNETT
ROW 1	1:50.031 27 BANNISTER	1:46.391 24 BARTER
POLE		
		

Weather / Track : Sunny / Dry

These results are provisional until the conclusion of any judicial and technical matters.

Circuit Length = 2.1700 km.

Start: 10:23 End: 10:38

Clerk of Course:

Timekeeper:

HSCC 70s Roadsports Championship Race

RACE CLASSIFICATION - RACE 4

POS	NO	CL	NAME	NAT	CAR	TIME	LAPS	GAP	MPH	BEST
1	24	B	Charles BARTER		Datsun 240 Z	16:25.187	9		71.36	1:47.788
2	27	B	Matthew BANNISTER		Datsun 240 Z	16:36.539	9	11.352	70.55	1:49.155
3	31	A	Mark BENNETT		MGB GT V8	17:06.482	9	41.295	68.49	1:52.251
4	4	A	Robin GRAY		Pontiac Firebird	17:17.513	9	52.326	67.76	1:52.398
5	26	B	Paul STAFFORD		Datsun 240 Z	17:19.179	9	53.992	67.65	1:53.577
6	1	D2	Adam BAGNALL		Triumph GT6 Mk3	17:19.738	9	54.551	67.62	1:52.914
7	15	A	Philip MCKELVEY	GBR	Morgan +8	17:25.414	9	1:00.227	67.25	1:53.603
8	14	D1	Jai SHARMA		Lancia Fulvia	17:26.832	9	1:01.645	67.16	1:53.788
9	12	B	Neil CONDLIFFE		TVR 3000M	17:43.130	9	1:17.943	66.13	1:54.659
10	62	D2	James CALVERT		VW Porsche 914/4	17:44.875	9	1:19.688	66.02	1:53.092
11	55	D2	Jason KENNEDY		Lancia Beta Coupe	17:51.939	9	1:26.752	65.59	1:56.555
12	57	D2	Mark OLDFIELD		Alfa Romeo Alfetta GTV	17:57.214	9	1:32.027	65.26	1:55.576
13	51	B	Julian GAMMAGE		Triumph TR6	18:02.110	9	1:36.923	64.97	1:52.525
14	23	D2	William MORTON	GBR	Alfa Romeo Alfetta GTV	18:06.337	9	1:41.150	64.72	1:58.588
15	52	D2	Graham HALL		Alfa Romeo 2000 GTV	18:17.149	9	1:51.962	64.08	1:59.242
16	48	D1	Guy HARTNELL		Lancia Fulvia HF	18:17.931	9	1:52.744	64.03	1:59.213
17	65	D2	Stephen COOKE		Triumph GT6 Mk3	16:35.045	8	1 LAP	62.80	2:01.353
18	11	E	Fos WILSON	GBR	MG Midget	16:35.348	8	1 LAP	62.78	2:00.912
19	10	D1	Nigel ASHLEY		Alfa Romeo GT Junior	17:02.546	8	1 LAP	61.11	2:03.325
20	34	D2	Sarah HUTCHISON		Lancia Beta	17:02.979	8	1 LAP	61.09	2:03.514
21	60	D2	David MARSHALL		Lancia Beta Monte Carlo	17:56.612	8	1 LAP	58.04	2:06.904

NOT CLASSIFIED

77	A	Andrew SHARPE		Porsche 928	7:45.390	4	D.N.F.	67.14	1:52.850
25	D2	Will FINN		Alfa Romeo GTV 2000	4:38.827	2	D.N.F.	56.03	2:12.722

FASTEST LAP

24	B	Charles BARTER		Datsun 240 Z	1:47.788	4	72.47mph	116.63kph
31	A	Mark BENNETT		MGB GT V8	1:52.251	3	69.59mph	112.00kph
1	D2	Adam BAGNALL		Triumph GT6 Mk3	1:52.914	8	69.18mph	111.34kph
14	D1	Jai SHARMA		Lancia Fulvia	1:53.788	9	68.65mph	110.48kph
11	E	Fos WILSON		MG Midget	2:00.912	6	64.60mph	103.97kph

Weather / Track : Sunny / Dry

Cadwell
Circuit Length = 2.1700 miles.
Start: 15:09 End: 15:26

Clerk of Course:	Timekeeper:
------------------	-------------

HSCC 70s Roadsports Championship Race

LAP CHART - RACE 4

Lap 1			Lap 2			Lap 3			Lap 4			Lap 5		
No	Behind	Laptime	No	Behind	Laptime	No	Behind	Laptime	No	Behind	Laptime	No	Behind	Laptime
24		1:54.372	24		1:48.994	24		1:48.167	24		1:47.788	24		1:48.739
27	3.207	1:57.579	27	3.972	1:49.759	27	5.085	1:49.280	27	7.076	1:49.779	27	8.969	1:50.632
31	5.006	1:59.378	31	8.754	1:52.742	31	12.838	1:52.251	31	17.739	1:52.689	60	1 LAP	2:12.727
26	6.666	2:01.038	26	11.249	1:53.577	26	17.028	1:53.946	26	24.765	1:55.525	31	22.223	1:53.223
51	9.208	2:03.580	51	14.719	1:54.505	51	19.077	1:52.525	51	25.807	1:54.518	26	30.851	1:54.825
77	9.740	2:04.112	77	15.150	1:54.404	77	19.833	1:52.850	77	26.069	1:54.024	51	31.588	1:54.520
1	10.002	2:04.374	4	15.869	1:54.674	4	20.504	1:52.802	4	26.364	1:53.648	4	34.515	1:56.890
4	10.189	2:04.561	1	16.993	1:55.985	1	21.940	1:53.114	1	28.718	1:54.566	1	35.340	1:55.361
62	11.331	2:05.703	62	17.359	1:55.022	62	22.284	1:53.092	62	28.796	1:54.300	15	37.191	1:56.213
15	12.382	2:06.754	15	18.090	1:54.702	15	23.902	1:53.979	15	29.717	1:53.603	14	40.199	1:55.616
14	13.632	2:08.004	14	19.872	1:55.234	14	26.552	1:54.847	14	33.322	1:54.558	62	41.174	2:01.117
57	14.879	2:09.251	57	21.461	1:55.576	57	29.621	1:56.327	57	38.046	1:56.213	57	46.588	1:57.281
12	15.609	2:09.981	12	24.266	1:57.651	12	32.056	1:55.957	12	41.781	1:57.513	12	49.950	1:56.908
23	16.595	2:10.967	23	26.189	1:58.588	55	35.786	1:57.515	55	45.214	1:57.216	55	54.330	1:57.855
55	16.935	2:11.307	55	26.438	1:58.497	23	37.317	1:59.295	23	49.203	1:59.674	23	1:00.761	2:00.297
25	18.350	2:12.722	52	32.901	2:01.548	52	45.452	2:00.718	52	59.055	2:01.391	52	1:10.186	1:59.870
52	20.347	2:14.719	48	36.691	2:02.632	48	48.975	2:00.451	48	1:01.856	2:00.669	48	1:12.562	1:59.445
65	22.733	2:17.105	65	37.885	2:04.146	65	51.464	2:01.746	65	1:07.295	2:03.619	65	1:22.389	2:03.833
48	23.053	2:17.425	11	40.604	2:04.769	11	56.176	2:03.739	11	1:11.703	2:03.315	11	1:24.018	2:01.054
11	24.829	2:19.201	10	44.618	2:06.977	10	1:02.747	2:06.296	10	1:21.873	2:06.914	10	1:39.947	2:06.813
10	26.635	2:21.007	34	47.904	2:09.024	34	1:06.334	2:06.597	34	1:24.851	2:06.305	34	1:40.786	2:04.674
34	27.874	2:22.246	25	55.461	2:26.105	60	1:35.721	2:18.586						
60	34.432	2:28.804	60	1:05.302	2:19.864									

HSCC 70s Roadsports Championship Race

LAP CHART - RACE 4

(contd.)

Lap 6			Lap 7			Lap 8			Lap 9			Lap 10		
No	Behind	Laptime	No	Behind	Laptime	No	Behind	Laptime	No	Behind	Laptime	No	Behind	Laptime
24		1:48.929	24		1:49.787	24		1:48.875	24		1:49.536			
27	9.312	1:49.272	10	1 LAP	2:06.617	27	11.733	1:50.988	65	1 LAP	2:01.716			
31	27.300	1:54.006	34	1 LAP	2:06.334	10	1 LAP	2:04.597	11	1 LAP	2:01.004			
60	1 LAP	2:10.530	27	9.620	1:50.095	34	1 LAP	2:04.285	27	11.352	1:49.155			
26	37.621	1:55.699	31	30.999	1:53.486	31	36.705	1:54.581	10	1 LAP	2:03.325			
51	38.334	1:55.675	26	42.914	1:55.080	4	46.564	1:52.398	34	1 LAP	2:03.514			
4	38.526	1:52.940	4	43.041	1:54.302	26	48.251	1:54.212	31	41.295	1:54.126			
1	39.829	1:53.418	51	45.567	1:57.020	1	49.621	1:52.914	4	52.326	1:55.298			
15	43.518	1:55.256	1	45.582	1:55.540	15	55.230	1:54.865	26	53.992	1:55.277			
14	45.985	1:54.715	15	49.240	1:55.509	14	57.393	1:53.853	1	54.551	1:54.466			
62	52.417	2:00.172	14	52.415	1:56.217	51	1:05.475	2:08.783	15	1:00.227	1:54.533			
12	59.715	1:58.694	60	1 LAP	2:10.359	12	1:11.808	1:56.096	14	1:01.645	1:53.788			
55	1:03.299	1:57.898	62	1:02.688	2:00.058	60	1 LAP	2:06.904	12	1:17.943	1:55.671			
57	1:09.033	2:11.374	12	1:04.587	1:54.659	62	1:13.363	1:59.550	62	1:19.688	1:55.861			
23	1:11.016	1:59.184	55	1:10.480	1:56.968	55	1:18.160	1:56.555	55	1:26.752	1:58.128			
52	1:21.401	2:00.144	57	1:14.904	1:55.658	57	1:21.812	1:55.783	60	1 LAP	2:08.838			
48	1:23.219	1:59.586	23	1:19.889	1:58.660	23	1:31.408	2:00.394	57	1:32.027	1:59.751			
65	1:34.987	2:01.527	52	1:31.754	2:00.140	52	1:42.121	1:59.242	51	1:36.923	2:20.984			
11	1:36.001	2:00.912	48	1:32.645	1:59.213	48	1:43.066	1:59.296	23	1:41.150	1:59.278			
			65	1:46.553	2:01.353				52	1:51.962	1:59.377			
			11	1:47.568	2:01.354				48	1:52.744	1:59.214			

HSCC Legends Racing Historic Formula Ford Race

QUALIFYING - RACE 5

POS	NO	CL	NAME	NAT	CAR	TIME	LAPS	GAP	KPH
1	1		Neil FOWLER		Lola T200	1:35.120	10		82.12
2	12		Jason MINSHAW		Merlyn Mk20	1:36.661	10	1.541	80.81
3	33		Adam HAMPSON		Lola T204	1:37.847	10	2.727	79.83
4	31	N	Alastair GARRATT		Lola T200	1:37.900	9	2.780	79.79
5	14		Guy MINSHAW		Merlyn Mk 20	1:37.955	10	2.835	79.75
6	42		Nigel BANCROFT		Crossle 20F	1:38.229	10	3.109	79.52
7	11		Westie MITCHELL		Merlyn Mk 20	1:38.995	9	3.875	78.91
8	8		John GOLDSMITH		Macon MR8B	1:39.041	10	3.921	78.87
9	19		Jeremy STOCK	GBR	Jamun T2	1:40.136	8	5.016	78.01
10	77		Chris SHARPLES		Palliser WDF1	1:40.297	10	5.177	77.88
11	74		Will TOMKINS		Merlyn Mk20A	1:40.327	10	5.207	77.86
12	44		John BLADON		Merlyn Mk11A	1:40.419	10	5.299	77.79
13	90		Henry SCOTT		Lola T200	1:40.541	10	5.421	77.70
14	21		Neil BOWMAN		Macon MR7B	1:41.375	10	6.255	77.06
15	48		Crispin SCHLAEFLI		Macon MR8	1:42.181	10	7.061	76.45
16	27		Dick DIXON		Lotus 61	1:42.195	9	7.075	76.44
17	24		Mark CLUBB	GBR	Merlyn Mk20	1:42.329	10	7.209	76.34
18	54		Alex MEEK		Merlyn MK20A	1:42.742	10	7.622	76.03
19	47		Anthony DEMPSTER		Lola T200	1:42.769	7	7.649	76.01
20	53		Martin HIBBERT	GBR	Merlyn Mk20A	1:42.871	9	7.751	75.94
21	45		Colin WRIGHT	GBR	Merlyn Mk 17	1:43.787	10	8.667	75.27
22	96	N	Andrew GARSIDE		Alexis Mk14	1:43.975	9	8.855	75.13
23	75		Anthony GODDARD		Merlyn Mk20	1:46.007	9	10.887	73.69
24	78		John SYKES		Merlyn Mk11A	1:46.437	9	11.317	73.39
25	59		Terence TUMBER		Lola T200	1:48.612	8	13.492	71.92
26	99	N	Gregory THORNTON		Titan Mk4	1:48.960	9	13.840	71.69
27	62		Barry SMITH	GBR	Lotus 61M	1:51.967	9	16.847	69.77
28	39		Michael RICHINGS		Alesis 15	2:04.251	5	29.131	62.87

Weather / Track : Sunny / Dry

These results are provisional until the conclusion of any judicial and technical matters.

Circuit Length = 2.1700 km.

Start: 10:44 End: 10:59

Clerk of Course:	Timekeeper:
------------------	-------------

HSCC Legends Racing Historic Formula Ford Race

LAP ANALYSIS - QUALIFYING - RACE 5

1	Neil FOWLER	Lola T200
1 -	9:57.687	6 - 1:37.662
2 -	1:42.180	7 - 1:37.894
3 -	1:37.937	8 - 1:35.205
4 -	1:37.117	9 - 1:36.890
5 -	1:35.526	10 - 1:35.120
8	John GOLDSMITH	Macon MR8B
1 -	9:36.751	6 - 1:39.883
2 -	1:44.106	7 - 1:40.312
3 -	1:56.387	8 - 1:39.553
4 -	1:40.711	9 - 1:40.185
5 -	1:39.041	10 - 1:39.106
11	Westie MITCHELL	Merlyn Mk 20
1 -	X:00.000	6 - 1:40.717
2 -	2:11.289	7 - 1:39.174
3 -	1:40.152	8 - 1:38.995
4 -	1:41.648	9 - 1:42.129
5 -	1:41.029	
12	Jason MINSHAW	Merlyn Mk20
1 -	9:35.738	6 - 1:39.562
2 -	1:45.638	7 - 1:38.907
3 -	1:44.589	8 - 1:37.888
4 -	1:39.382	9 - 1:39.257
5 -	1:39.085	10 - 1:36.661
14	Guy MINSHAW	Merlyn Mk 20
1 -	9:36.533	6 - 1:41.106
2 -	1:46.208	7 - 1:39.696
3 -	1:43.027	8 - 1:44.386
4 -	1:41.042	9 - 1:43.867
5 -	1:39.941	10 - 1:37.955
19	Jeremy STOCK	GBR Jamun T2
1 -	9:43.124	6 - 1:42.721
2 -	1:46.612	7 - 1:40.136
3 -	1:42.321	8 - 1:41.062
4 -	1:41.713	
5 -	1:41.552	
21	Neil BOWMAN	Macon MR7B
1 -	9:51.165	6 - 1:43.660
2 -	1:50.227	7 - 1:43.400
3 -	1:43.728	8 - 1:41.375
4 -	1:43.128	9 - 1:42.272
5 -	1:41.944	10 - 1:43.015

HSCC Legends Racing Historic Formula Ford Race

LAP ANALYSIS - QUALIFYING - RACE 5

(contd.)

24	Mark CLUBB	GBR	Merlyn Mk20
1 -	9:39.228	6 -	1:54.498
2 -	1:52.373	7 -	1:44.522
3 -	1:45.351	8 -	1:42.329
4 -	1:44.089	9 -	1:43.908
5 -	1:42.589	10 -	1:43.912
27	Dick DIXON		Lotus 61
1 -	X:00.000	6 -	1:43.235
2 -	1:57.167	7 -	1:42.500
3 -	2:02.807	8 -	1:43.515
4 -	2:13.952	9 -	1:42.195
5 -	1:44.622		
31	Alastair GARRATT		Lola T200
1 -	9:53.774	6 -	1:37.900
2 -	1:48.232	7 -	1:38.015
3 -	1:45.197	8 -	1:38.247
4 -	1:38.467	9 -	1:45.649
5 -	1:39.697		
33	Adam HAMPSON		Lola T204
1 -	9:42.715	6 -	1:39.912
2 -	1:44.296	7 -	1:39.502
3 -	1:41.881	8 -	1:37.847
4 -	1:38.403	9 -	1:38.192
5 -	1:38.913	10 -	1:38.101
39	Michael RICHINGS		Alesis 15
1 -	X:00.000		
2 -	3:45.824		
3 -	2:12.522		
4 -	2:06.267		
5 -	2:04.251		
42	Nigel BANCROFT		Crossle 20F
1 -	X:00.000	6 -	1:39.682
2 -	1:50.630	7 -	1:40.573
3 -	1:40.513	8 -	1:38.229
4 -	1:42.225	9 -	1:39.361
5 -	1:39.902	10 -	1:39.736
44	John BLADON		Merlyn Mk11A
1 -	X:00.000	6 -	1:41.166
2 -	1:52.216	7 -	1:41.729
3 -	1:42.401	8 -	1:40.429
4 -	1:41.314	9 -	1:40.419
5 -	1:41.258	10 -	1:41.518

HSCC Legends Racing Historic Formula Ford Race

LAP ANALYSIS - QUALIFYING - RACE 5

(contd.)

45	Colin WRIGHT	GBR	Merlyn Mk 17
1 -	9:42.436	6 -	1:44.237
2 -	1:51.088	7 -	1:45.837
3 -	1:46.697	8 -	1:45.161
4 -	1:44.074	9 -	1:43.787
5 -	1:44.656	10 -	1:46.906
47	Anthony DEMPSTER		Lola T200
1 -	9:53.500	6 -	1:42.769
2 -	2:06.264	7 -	1:42.911
3 -	1:53.907		
4 -	1:44.667		
5 -	1:43.284		
48	Crispin SCHLAEFLI		Macon MR8
1 -	9:49.850	6 -	1:43.418
2 -	1:53.182	7 -	1:42.958
3 -	1:47.322	8 -	1:42.181
4 -	1:43.648	9 -	1:42.365
5 -	1:44.512	10 -	1:43.486
53	Martin HIBBERT	GBR	Merlyn Mk20A
1 -	X:00.000	6 -	1:43.461
2 -	1:54.414	7 -	1:42.871
3 -	1:51.578	8 -	1:43.553
4 -	1:47.511	9 -	1:43.460
5 -	1:44.598		
54	Alex MEEK		Merlyn MK20A
1 -	9:35.106	6 -	1:45.344
2 -	1:50.647	7 -	1:43.487
3 -	1:45.814	8 -	1:42.742
4 -	1:48.498	9 -	1:43.646
5 -	1:45.490	10 -	1:46.944
59	Terence TUMBER		Lola T200
1 -	X:00.000	6 -	1:48.612
2 -	1:54.619	7 -	1:53.966
3 -	1:51.044	8 -	1:52.201
4 -	1:51.824		
5 -	1:50.917		
62	Barry SMITH	GBR	Lotus 61M
1 -	9:52.447	6 -	1:51.967
2 -	2:06.851	7 -	1:52.948
3 -	2:00.313	8 -	1:54.398
4 -	1:53.734	9 -	1:54.295
5 -	1:52.413		

HSCC Legends Racing Historic Formula Ford Race

LAP ANALYSIS - QUALIFYING - RACE 5

(contd.)


74	Will TOMKINS	Merlyn Mk20A
1 -	9:57.650	6 - 1:41.778
2 -	1:53.343	7 - 1:40.327
3 -	1:53.820	8 - 1:40.342
4 -	1:43.733	9 - 1:40.436
5 -	1:41.686	10 - 1:50.715
75	Anthony GODDARD	Merlyn Mk20
1 -	9:46.173	6 - 1:47.952
2 -	1:54.017	7 - 1:46.586
3 -	1:50.060	8 - 1:46.395
4 -	1:49.927	9 - 1:46.007
5 -	1:46.851	
77	Chris SHARPLES	Palliser WDF1
1 -	X:00.000	6 - 1:40.535
2 -	1:51.955	7 - 1:40.730
3 -	1:42.053	8 - 1:40.297
4 -	1:41.651	9 - 1:42.126
5 -	1:41.558	10 - 1:46.455
78	John SYKES	Merlyn Mk11A
1 -	X:00.000	6 - 1:47.082
2 -	1:59.748	7 - 1:47.268
3 -	1:53.462	8 - 1:51.578
4 -	1:49.331	9 - 1:46.554
5 -	1:46.437	
90	Henry SCOTT	Lola T200
1 -	9:55.639	6 - 1:42.644
2 -	2:02.844	7 - 1:40.541
3 -	1:45.218	8 - 1:41.078
4 -	1:42.052	9 - 1:44.435
5 -	1:42.359	10 - 1:46.297
96	Andrew GARSIDE	Alexis Mk14
1 -	9:57.147	6 - 1:43.975
2 -	2:02.992	7 - 1:44.974
3 -	1:57.714	8 - 1:46.624
4 -	1:48.670	9 - 1:44.702
5 -	1:46.307	
99	Gregory THORNTON	Titan Mk4
1 -	9:50.225	6 - 1:54.464
2 -	2:08.330	7 - 1:52.111
3 -	1:59.206	8 - 1:53.630
4 -	1:58.963	9 - 1:48.960
5 -	1:55.687	

HSCC Legends Racing Historic Formula Ford Race

GRID - RACE 5

ROW 13	2:04.251 39 RICHINGS	1:51.967 62 SMITH
ROW 12	1:48.960 99 THORNTON	1:48.612 59 TUMBER
ROW 11	1:46.437 78 SYKES	1:46.007 75 GODDARD
ROW 10	1:43.975 96 GARSIDE	1:43.787 45 WRIGHT
ROW 9	1:42.769 47 DEMPSTER	1:42.742 54 MEEK
ROW 8	1:42.329 24 CLUBB	1:42.195 27 DIXON
ROW 7	1:42.181 48 SCHLAEFLI	1:41.375 21 BOWMAN
ROW 6	1:40.541 90 SCOTT	1:40.419 44 BLADON
ROW 5	1:40.327 74 TOMKINS	1:40.297 77 SHARPLES
ROW 4	1:40.136 19 STOCK	1:39.041 8 GOLDSMITH
ROW 3	1:38.995 11 MITCHELL	1:38.229 42 BANCROFT
ROW 2	1:37.955 14 MINSHAW	1:37.847 33 HAMPSON
ROW 1	1:36.661 12 MINSHAW	1:35.120 1 FOWLER

POLE



Weather / Track : Changeable/Damp

These results are provisional until the conclusion of any judicial and technical matters.

Cadwell Park
Circuit Length = 2.1700 km.

Clerk of Course:

Timekeeper:

HSCC Legends Racing Historic Formula Ford Race

RACE CLASSIFICATION - RACE 5

POS	NO	CL	NAME	NAT	CAR	TIME	LAPS	GAP	MPH	BEST
1	1		Neil FOWLER		Lola T200	8:09.452	5		79.80	1:36.073
2	12		Jason MINSHAW		Merlyn Mk20	8:18.365	5	8.913	78.37	1:38.194
3	14		Guy MINSHAW		Merlyn Mk 20	8:20.287	5	10.835	78.07	1:37.749
4	33		Adam HAMPSON		Lola T204	8:21.341	5	11.889	77.91	1:38.336
5	42		Nigel BANCROFT		Crossle 20F	8:21.660	5	12.208	77.86	1:38.008
6	11		Westie MITCHELL		Merlyn Mk 20	8:24.233	5	14.781	77.46	1:38.197
7	74		Will TOMKINS		Merlyn Mk20A	8:35.421	5	25.969	75.78	1:40.736
8	77		Chris SHARPLES		Palliser WDF1	8:36.325	5	26.873	75.65	1:40.505
9	44		John BLADON		Merlyn Mk11A	8:37.377	5	27.925	75.49	1:41.131
10	8		John GOLDSMITH		Macon MR8B	8:38.234	5	28.782	75.37	1:39.207
11	19		Jeremy STOCK	GBR	Jamun T2	8:38.907	5	29.455	75.27	1:40.699
12	21		Neil BOWMAN		Macon MR7B	8:39.070	5	29.618	75.25	1:41.333
13	27		Dick DIXON		Lotus 61	8:43.852	5	34.400	74.56	1:41.461
14	45		Colin WRIGHT	GBR	Merlyn Mk 17	8:50.919	5	41.467	73.57	1:42.369
15	24		Mark CLUBB	GBR	Merlyn Mk20	8:51.694	5	42.242	73.46	1:41.483
16	48		Crispin SCHLAEFLI		Macon MR8	8:53.475	5	44.023	73.21	1:42.954
17	78		John SYKES		Merlyn Mk11A	8:58.314	5	48.862	72.56	1:43.675
18	54		Alex MEEK		Merlyn MK20A	9:00.432	5	50.980	72.27	1:42.975
19	47		Anthony DEMPSTER		Lola T200	9:01.078	5	51.626	72.18	1:42.579
20	96	N	Andrew GARSIDE		Alexis Mk14	9:06.374	5	56.922	71.48	1:45.423
21	99	N	Gregory THORNTON		Titan Mk4	9:06.579	5	57.127	71.46	1:44.728
22	59		Terence TUMBER		Lola T200	9:11.623	5	1:02.171	70.80	1:46.446
23	75		Anthony GODDARD		Merlyn Mk20	9:15.057	5	1:05.605	70.37	1:47.079
24	62		Barry SMITH	GBR	Lotus 61M	9:21.468	5	1:12.016	69.56	1:47.724
25	39		Michael RICHINGS		Alesis 15	8:41.512	4	1 LAP	59.91	1:46.183

NOT CLASSIFIED

90	Henry SCOTT	Lola T200	0	D.N.F.	N/A
----	-------------	-----------	---	--------	-----

FASTEST LAP

1	Neil FOWLER	Lola T200	1:36.073	2	81.31mph	130.86kph
99	N Gregory THORNTON	Titan Mk4	1:44.728	5	74.59mph	120.04kph

Red Flag Stopped Race
Weather / Track : Sunny / Dry

Cadwell
Circuit Length = 2.1700 miles.
Start: 15:41 End: 15:49

Clerk of Course:	Timekeeper:
------------------	-------------

HSCC Legends Racing Historic Formula Ford Race LAP CHART - RACE 5

Lap 1			Lap 2			Lap 3			Lap 4			Lap 5		
No	Behind	Laptime	No	Behind	Laptime	No	Behind	Laptime	No	Behind	Laptime	No	Behind	Laptime
1		1:42.176	1		1:36.073	1		1:36.762	1		1:36.630	1		1:37.811
12	2.360	1:44.536	12	4.533	1:38.246	12	6.081	1:38.310	12	7.645	1:38.194	12	8.913	1:39.079
33	3.377	1:45.553	33	6.189	1:38.885	33	7.763	1:38.336	33	9.476	1:38.343	14	10.835	1:38.404
14	4.429	1:46.605	14	7.627	1:39.271	14	9.123	1:38.258	14	10.242	1:37.749	33	11.889	1:40.224
42	5.223	1:47.399	42	8.503	1:39.353	42	10.115	1:38.374	42	11.493	1:38.008	42	12.208	1:38.526
11	6.375	1:48.551	11	9.863	1:39.561	11	11.787	1:38.686	11	13.354	1:38.197	11	14.781	1:39.238
77	8.041	1:50.217	77	12.473	1:40.505	77	16.531	1:40.820	77	21.638	1:41.737	74	25.969	1:41.168
44	8.806	1:50.982	44	13.864	1:41.131	44	18.311	1:41.209	74	22.612	1:40.826	77	26.873	1:43.046
74	9.312	1:51.488	74	14.442	1:41.203	74	18.416	1:40.736	44	23.198	1:41.517	44	27.925	1:42.538
19	9.975	1:52.151	19	15.115	1:41.213	19	19.052	1:40.699	19	24.132	1:41.710	8	28.782	1:42.291
21	10.601	1:52.777	21	15.861	1:41.333	21	20.483	1:41.384	8	24.302	1:40.036	19	29.455	1:43.134
27	13.951	1:56.127	8	17.296	1:39.207	8	20.896	1:40.362	21	26.011	1:42.158	21	29.618	1:41.418
8	14.162	1:56.338	27	20.866	1:42.988	27	25.695	1:41.591	27	30.526	1:41.461	39	1 LAP	3:04.784
48	17.354	1:59.530	45	24.528	1:42.787	45	30.135	1:42.369	45	36.057	1:42.552	27	34.400	1:41.685
45	17.814	1:59.990	48	25.868	1:44.587	24	31.732	1:41.989	24	36.585	1:41.483	45	41.467	1:43.221
24	18.572	2:00.748	24	26.505	1:44.006	48	32.136	1:43.030	48	38.460	1:42.954	24	42.242	1:43.468
78	19.446	2:01.622	78	28.429	1:45.056	78	35.342	1:43.675	78	42.801	1:44.089	48	44.023	1:43.374
96	20.187	2:02.363	96	30.325	1:46.211	54	38.122	1:44.219	54	45.816	1:44.324	78	48.862	1:43.872
54	20.560	2:02.736	54	30.665	1:46.178	96	40.374	1:46.811	47	46.858	1:42.908	54	50.980	1:42.975
39	21.107	2:03.283	47	31.818	1:46.677	47	40.580	1:45.524	96	49.167	1:45.423	47	51.626	1:42.579
47	21.214	2:03.390	99	32.192	1:46.286	39	41.717	1:46.183	99	50.210	1:44.904	96	56.922	1:45.566
99	21.979	2:04.155	39	32.296	1:47.262	99	41.936	1:46.506	59	53.185	1:46.924	99	57.127	1:44.728
59	22.570	2:04.746	59	32.943	1:46.446	59	42.891	1:46.710	75	56.247	1:47.447	59	1:02.171	1:46.797
75	23.745	2:05.921	75	34.751	1:47.079	75	45.430	1:47.441	62	1:00.881	1:49.719	75	1:05.605	1:47.169
62	24.902	2:07.078	62	36.553	1:47.724	62	47.792	1:48.001				62	1:12.016	1:48.946

Red Flag Stopped Race
Weather / Track : Sunny / Dry

HSCC Historic Roadsports QUALIFYING - RACE 3

POS	NO	CL	NAME	NAT	CAR	TIME	LAPS	GAP	KPH
1	90	C	Adam ORMANDY		Lotus Elan	1:46.669	9		73.23
2	27	B	Christopher BURBURY		Triumph TR5	1:48.573	9	1.904	71.95
3	54	70F	Chris HOLLAND		Lotus S4	1:48.816	9	2.147	71.79
4	10	D	Robert BARRIE		Porsche 911S	1:49.269	9	2.600	71.49
5	22	C	John FITZGERALD		Lotus Elan S4	1:50.206	9	3.537	70.88
6	1	E	Dick COFFEY	GBR	Turner Mk1	1:51.401	8	4.732	70.12
7	63	B	Colin SHARP		Triumph TR4a	1:51.773	9	5.104	69.89
8	64	E	James BILDERBECK		Turner Climax MkII	1:52.845	9	6.176	69.22
9	52	B	Justin MURPHY	GBR	Milano GT Mk1	1:53.358	8	6.689	68.91
10	43	70C	Bill BRAITHWAITE	GBR	Lotus Europa	1:53.782	8	7.113	68.65
11	68	70F	Chris OVERTON	GBR	Lotus Seven S4	1:54.968	8	8.299	67.94
12	42	70C	Ross BRAITHWAITE		Lotus Europa	1:55.279	8	8.610	67.76
13	12	A	Allan JONES		Jaguar E type S1	1:55.700	9	9.031	67.51
14	31	B	James OWEN		Triumph TR5	1:57.549	8	10.880	66.45
15	50	D	Michael MASTERS		Porsche 911	1:59.394	8	12.725	65.43
16	74	Inv	Robin BATT		Jaguar E type series1	2:01.275	8	14.606	64.41
17	69	70F	Andrew SHEPHERD		Lotus Seven Series II	2:09.817	2	23.148	60.17
18	84	Inv	Roger WOODBRIDGE	GBR	Jaguar XK120	2:12.455	4	25.786	58.97
19	81	Inv	Austen WELLS		Austin Healey 100M	2:17.989	7	31.320	56.61

Weather / Track : Sunny / Dry

These results are provisional until the conclusion of any judicial and technical matters.

Circuit Length = 2.1700 km.

Start: 10:01 End: 10:16

Clerk of Course:	Timekeeper:
------------------	-------------

HSCC Historic Roadsports

LAP ANALYSIS - QUALIFYING - RACE 3

1	Dick COFFEY	GBR	Turner Mk1
1 - X:00.000	6 - 1:51.465		
2 - 2:16.019	7 - 1:51.401		
3 - 2:05.327	8 - 1:53.949		
4 - 1:55.260			
5 - 1:51.510			
10	Robert BARRIE		Porsche 911S
1 - X:00.000	6 - 1:49.782		
2 - 1:52.793	7 - 1:49.269		
3 - 1:49.460	8 - 1:51.323		
4 - 1:50.384	9 - 1:49.970		
5 - 1:51.964			
12	Allan JONES		Jaguar E type S1
1 - X:00.000	6 - 1:57.517		
2 - 2:07.119	7 - 1:56.128		
3 - 2:01.177	8 - 1:55.700		
4 - 2:00.272	9 - 1:56.312		
5 - 1:57.892			
22	John FITZGERALD		Lotus Elan S4
1 - X:00.000	6 - 1:52.198		
2 - 1:54.780	7 - 1:51.441		
3 - 1:51.954	8 - 1:52.029		
4 - 1:51.388	9 - 1:50.206		
5 - 1:51.676			
27	Christopher BURBURY		Triumph TR5
1 - X:00.000	6 - 1:51.727		
2 - 2:03.422	7 - 1:49.506		
3 - 1:52.321	8 - 1:49.672		
4 - 1:51.029	9 - 1:48.573		
5 - 1:49.754			
31	James OWEN		Triumph TR5
1 - X:00.000	6 - 1:59.945		
2 - 2:22.288	7 - 1:58.525		
3 - 2:13.958	8 - 1:57.549		
4 - 2:05.344			
5 - 2:02.047			
42	Ross BRAITHWAITE		Lotus Europa
1 - X:00.000	6 - 2:02.173		
2 - 2:22.597	7 - 1:55.279		
3 - 2:10.308	8 - 1:55.405		
4 - 2:01.953			
5 - 2:02.620			

HSCC Historic Roadsports

LAP ANALYSIS - QUALIFYING - RACE 3

(contd.)

43	Bill BRAITHWAITE	GBR	Lotus Europa
1 -	X:00.000	6 -	1:55.213
2 -	2:17.027	7 -	1:54.921
3 -	2:05.014	8 -	1:53.782
4 -	2:02.872		
5 -	1:56.850		
50	Michael MASTERS		Porsche 911
1 -	X:00.000	6 -	2:01.975
2 -	2:08.316	7 -	1:59.394
3 -	2:07.584	8 -	2:03.960
4 -	2:04.182		
5 -	2:01.754		
52	Justin MURPHY	GBR	Milano GT Mk1
1 -	X:00.000	6 -	1:54.046
2 -	2:03.329	7 -	1:53.358
3 -	1:56.903	8 -	1:58.856
4 -	1:55.383		
5 -	1:55.510		
54	Chris HOLLAND		Lotus S4
1 -	X:00.000	6 -	1:50.463
2 -	2:01.040	7 -	1:51.572
3 -	1:55.612	8 -	1:49.194
4 -	1:52.918	9 -	1:48.816
5 -	1:57.236		
63	Colin SHARP		Triumph TR4a
1 -	X:00.000	6 -	1:54.168
2 -	2:03.112	7 -	1:53.040
3 -	1:56.383	8 -	1:52.119
4 -	1:54.968	9 -	1:51.773
5 -	1:58.673		
64	James BILDERBECK		Turner Climax MkII
1 -	X:00.000	6 -	1:55.770
2 -	2:04.886	7 -	1:52.845
3 -	1:57.328	8 -	1:53.243
4 -	1:57.156	9 -	1:54.043
5 -	1:53.803		
68	Chris OVERTON	GBR	Lotus Seven S4
1 -	X:00.000	6 -	1:57.121
2 -	2:19.613	7 -	1:56.726
3 -	2:08.870	8 -	1:54.968
4 -	2:09.589		
5 -	2:01.167		

HSCC Historic Roadsports


LAP ANALYSIS - QUALIFYING - RACE 3

(contd.)

69	Andrew SHEPHERD		Lotus Seven Series II
	1 - X:00.000		
	2 - 2:09.817		
74	Robin BATT		Jaguar E type series1
	1 - X:00.000	6 - 2:02.233	
	2 - 2:11.775	7 - 2:03.255	
	3 - 2:06.949	8 - 2:01.778	
	4 - 2:02.619		
	5 - 2:01.275		
81	Austen WELLS		Austin Healey 100M
	1 - X:00.000	6 - 2:19.701	
	2 - 2:28.623	7 - 2:17.989	
	3 - 2:25.224		
	4 - 2:19.694		
	5 - 2:21.958		
84	Roger WOODBRIDGE	GBR	Jaguar XK120
	1 - X:00.000		
	2 - 2:22.563		
	3 - 2:12.455		
	4 - 2:13.940		
90	Adam ORMANDY		Lotus Elan
	1 - X:00.000	6 - 1:47.064	
	2 - 1:52.186	7 - 1:48.042	
	3 - 1:48.348	8 - 1:46.669	
	4 - 1:47.685	9 - 1:47.997	
	5 - 1:48.201		

HSCC Historic Roadsports

GRID - RACE 3

ROW 10		2:17.989 81 WELLS	
ROW 9	2:12.455 84 WOODBRIDGE		2:09.817 69 SHEPHERD
ROW 8	2:01.275 74 BATT	1:59.394 50 MASTERS	
ROW 7	1:57.549 31 OWEN		1:55.700 12 JONES
ROW 6	1:55.279 42 BRAITHWAITE	1:54.968 68 OVERTON	
ROW 5	1:53.782 43 BRAITHWAITE		1:53.358 52 MURPHY
ROW 4	1:52.845 64 BILDERBECK	1:51.773 63 SHARP	
ROW 3	1:51.401 1 COFFEY		1:50.206 22 FITZGERALD
ROW 2	1:49.269 10 BARRIE	1:48.816 54 HOLLAND	
ROW 1	1:48.573 27 BURBURY		1:46.669 90 ORMANDY
POLE			
			

Weather / Track : Sunny / Dry

These results are provisional until the conclusion of any judicial and technical matters.

Circuit Length = 2.1700 km.

Start: 10:01 End: 10:16

Clerk of Course:

Timekeeper:

HSCC/HRSR Historic Racing saloons

RACE CLASSIFICATION - RACE 6

POS	NO	CL	NAME	NAT	CAR	TIME	LAPS	GAP	KPH	BEST
1	21	A	Graeme DODD		Jaguar MkII	11:13.428	6		69.60	1:50.115
2	46	C	Daniel COX		Anglia 105E	11:13.892	6	0.464	69.55	1:49.436
3	4	K1	Richard OLDWORTH		Ford Falcon Sprint	11:18.169	6	4.741	69.11	1:50.857
4	31	B	Les ELY		BMW 2000 HRSR	11:18.639	6	5.211	69.06	1:50.860
5	57	C	Joe GOMM		Ford Anglia 105E	11:18.933	6	5.505	69.03	1:50.604
6	54	C	Neil WOOD		Ford Anglia 105E HRSR	11:21.030	6	7.602	68.82	1:50.645
7	85	D	Roger GODFREY		Austin Cooper S	11:21.751	6	8.323	68.75	1:50.725
8	32	C	Mark GARRITT	GBR	Alfa Giulia Sport	11:40.039	6	26.611	66.95	1:52.475
9	1	E	Adrian OLIVER		Hillman Imp	12:06.306	6	52.878	64.53	1:56.458
10	7	A	Tony PEARSON		Jaguar S Type	12:10.811	6	57.383	64.13	1:58.713
11	33	B	James FULLER		Alfa Romeo Giulia Sprint	12:11.733	6	58.305	64.05	1:58.030
12	88	E	Martin BRAMWELL		Hillman Imp	12:12.850	6	59.422	63.95	1:59.198
13	81	D	Ed GLAISTER		Ford Anglia 100E	12:14.215	6	1:00.787	63.84	1:58.646
14	51	C	Joe ALLENBY-BYRNE		Ford Cortina GT	12:32.079	6	1:18.651	62.32	2:02.478
15	92	E	Jeff SMITH		Hillman Imp	12:43.639	6	1:30.211	61.38	2:04.739
16	98	E	Alan KITSON		Singer Chamois	12:42.299	5	1 LAP	51.24	2:00.122

NOT CLASSIFIED

50	C	Steve READ	GBR	Ford Anglia	10:14.425	5	D.N.F.	63.57	1:57.208
35	B	James DODD		Alfa Romeo Giulia Sprint GT	7:22.605	4	D.N.F.	70.60	1:48.848
68	C	Richard CROSS		Riley 1.5	6:36.134	3	D.N.F.	59.16	2:06.551
30	C	Simon GARRAD		Alfa Romeo GTA	2:19.060	1	D.N.F.	56.17	2:19.060
93	E	Andy JONES		Singer Chamois		0	D.N.F.	N/A	

FASTEST LAP

35	B	James DODD		Alfa Romeo Giulia Sprint GT	1:48.848	2	71.77kph	44.59mph
46	C	Daniel COX		Anglia 105E	1:49.436	6	71.38kph	44.35mph
21	A	Graeme DODD		Jaguar MkII	1:50.115	6	70.94kph	44.08mph
85	D	Roger GODFREY		Austin Cooper S	1:50.725	6	70.55kph	43.84mph
4	K1	Richard OLDWORTH		Ford Falcon Sprint	1:50.857	3	70.46kph	43.78mph
1	E	Adrian OLIVER		Hillman Imp	1:56.458	6	67.08kph	41.68mph

HSCC/HRSR Historic Racing saloons

LAP CHART - RACE 6

Lap 1			Lap 2			Lap 3			Lap 4			Lap 5		
No	Behind	Laptime	No	Behind	Laptime	No	Behind	Laptime	No	Behind	Laptime	No	Behind	Laptime
35		1:55.591	35		1:48.848	35		1:48.937	35		1:49.229	21		1:51.441
21	4.937	2:00.528	21	6.504	1:50.415	21	8.081	1:50.514	21	9.267	1:50.415	46	1.143	1:52.222
46	5.473	2:01.064	46	7.115	1:50.490	46	8.721	1:50.543	46	9.629	1:50.137	4	3.626	1:51.383
4	6.268	2:01.859	4	9.286	1:51.866	4	11.206	1:50.857	4	12.951	1:50.974	31	4.063	1:51.320
31	7.430	2:03.021	31	9.715	1:51.133	31	11.638	1:50.860	31	13.451	1:51.042	57	4.759	1:50.931
57	8.218	2:03.809	57	11.136	1:51.766	57	13.161	1:50.962	57	14.536	1:50.604	54	7.072	1:51.773
54	8.462	2:04.053	54	11.666	1:52.052	54	14.019	1:51.290	54	16.007	1:51.217	85	7.713	1:51.468
85	9.573	2:05.164	85	12.595	1:51.870	85	15.020	1:51.362	85	16.953	1:51.162	32	24.251	1:53.587
7	13.058	2:08.649	32	20.790	1:56.100	32	26.825	1:54.972	32	31.372	1:53.776	1	46.535	1:56.946
32	13.538	2:09.129	7	24.629	2:00.419	7	37.419	2:01.727	7	49.034	2:00.844	7	48.785	2:00.459
1	14.593	2:10.184	1	26.518	2:00.773	1	40.386	2:02.805	1	50.297	1:59.140	88	50.339	2:00.289
88	15.217	2:10.808	88	26.784	2:00.415	88	40.729	2:02.882	88	50.758	1:59.258	33	50.390	1:59.673
33	15.836	2:11.427	33	26.946	1:59.958	81	40.986	2:02.198	33	51.425	1:59.191	50	51.112	1:57.208
81	16.848	2:12.439	81	27.725	1:59.725	33	41.463	2:03.454	81	52.351	2:00.594	81	52.256	2:00.613
51	17.954	2:13.545	51	34.903	2:05.797	50	46.239	1:59.319	50	54.612	1:57.602	51	1:04.326	2:02.713
92	19.351	2:14.942	50	35.857	2:03.687	51	49.072	2:03.106	51	1:02.321	2:02.478	98	1 LAP	2:00.122
68	20.892	2:16.483	92	36.168	2:05.665	92	53.251	2:06.020	92	1:11.087	2:07.065	92	1:15.118	2:04.739
50	21.018	2:16.609	68	38.595	2:06.551	68	1:02.758	2:13.100	98	1 LAP	2:01.044			
30	23.469	2:19.060	98	1 LAP	4:34.448	98	1 LAP	2:02.662						

HSCC/HRSR Historic Racing saloons

LAP CHART - RACE 6

(contd.)

Lap 6			Lap 7			Lap 8			Lap 9			Lap 10		
No	Behind	Laptime	No	Behind	Laptime	No	Behind	Laptime	No	Behind	Laptime	No	Behind	Laptime
21		1:50.115												
46	0.464	1:49.436												
4	4.741	1:51.230												
31	5.211	1:51.263												
57	5.505	1:50.861												
54	7.602	1:50.645												
85	8.323	1:50.725												
32	26.611	1:52.475												
1	52.878	1:56.458												
7	57.383	1:58.713												
33	58.305	1:58.030												
88	59.422	1:59.198												
81	1:00.787	1:58.646												
51	1:18.651	2:04.440												
98	1 LAP	2:04.023												
92	1:30.211	2:05.208												

HSCC Classic Racing Cars for the Retro Track and Air Trophy

QUALIFYING - RACE 7

POS	NO	CL	NAME	NAT	CAR	TIME	LAPS	GAP	KPH
1	6	E4	Edwin JOWSEY		Brabham BT28	1:33.982	9		83.12
2	1	E2	Matthew WATTS		Brabham BT16	1:34.195	10	0.213	82.93
3	36	E2	Anthony KEELE		Palliser WD3	1:38.533	10	4.551	79.28
4	85	E2	Edward BARRINGTON		Brabham BT21	1:38.889	7	4.907	78.99
5	64	E4	Frank LYONS	GBR	Palliser WDF 3	1:40.105	10	6.123	78.03
6	56	E2	Cliff GIDDENS		Brabham BT21	1:40.563	9	6.581	77.68
7	9	C	John BLADON		Merlyn Mk9 F2	1:41.059	9	7.077	77.30
8	86	F	C. LILLINGSTON-PRICE	GBR	Merlyn Mk11	1:41.059	9	7.077	77.30
9	21	F	Neil BOWMAN		Macon MR7B	1:43.017	9	9.035	75.83
10	74	F	Will TOMKINS	GBR	Merlyn Mk20	1:45.083	4	11.101	74.34
11	53	F	Martin HIBBERT	GBR	Merlyn Mk20A	1:45.480	9	11.498	74.06
12	54	F	Alex MEEK		Merlyn Mk20A	1:46.497	9	12.515	73.35
13	35	D	David PULLEN		Chevron B17	1:47.454	8	13.472	72.70
14	25	D	John COUNSELL		March 703	1:47.547	4	13.565	72.63
15	75	F	Anthony GODDARD		Merlyn Mk20	1:47.688	9	13.706	72.54
16	89	C	Paul DRAYSON		Lotus 24	1:47.989	9	14.007	72.34
17	78	F	John SYKES		Merlyn Mk11A	1:48.773	9	14.791	71.81
18	10	B	Christopher DRAKE		Elva 300	1:50.527	9	16.545	70.68
19	12	C	David BROWN		Brabham BT6	1:51.487	9	17.505	70.07
20	32	E2	Julian JUDD		Tecno F3	1:51.515	6	17.533	70.05
21	99	F	Jonathan STOCK	GBR	Jamun T2	1:53.075	9	19.093	69.08
22	27	D	Peter WILLIAMS		Brabham BT15	1:53.618	8	19.636	68.75
23	8	C	Rodger NEWMAN		Brabham BT14	2:22.297	5	48.315	54.89

Weather / Track : Sunny / Dry

These results are provisional until the conclusion of any judicial and technical matters.

Circuit Length = 2.1700 km.

Start: 11:30 End: 11:45

Clerk of Course:		Timekeeper:
------------------	--	-------------

HSCC Classic Racing Cars for the Retro Track and Air Trophy LAP ANALYSIS - QUALIFYING - RACE 7

1	Matthew WATTS	Brabham BT16
1 -	7:40.869	6 - 1:37.575
2 -	1:57.369	7 - 1:34.195
3 -	1:35.712	8 - 1:37.108
4 -	1:35.104	9 - 1:37.113
5 -	1:38.354	10 - 1:43.026
6	Edwin JOWSEY	Brabham BT28
1 -	7:40.642	6 - 1:40.029
2 -	1:37.447	7 - 1:38.248
3 -	1:33.982	8 - 1:40.006
4 -	1:36.406	9 - 1:38.137
5 -	1:34.684	
8	Rodger NEWMAN	Brabham BT14
1 -	8:08.959	
2 -	2:34.930	
3 -	2:27.430	
4 -	2:28.145	
5 -	2:22.297	
9	John BLADON	Merlyn Mk9 F2
1 -	8:08.858	6 - 1:42.600
2 -	1:48.289	7 - 1:41.059
3 -	1:47.461	8 - 1:44.063
4 -	1:42.341	9 - 1:45.445
5 -	1:41.689	
10	Christopher DRAKE	Elva 300
1 -	8:05.622	6 - 1:51.009
2 -	1:53.593	7 - 1:51.969
3 -	1:52.616	8 - 1:51.209
4 -	1:54.860	9 - 1:50.527
5 -	1:54.660	
12	David BROWN	Brabham BT6
1 -	7:48.321	6 - 1:53.513
2 -	2:00.823	7 - 1:51.487
3 -	2:01.727	8 - 1:54.383
4 -	1:54.952	9 - 1:52.777
5 -	1:57.745	
21	Neil BOWMAN	Macon MR7B
1 -	8:11.142	6 - 1:43.017
2 -	1:46.589	7 - 2:13.020
3 -	1:47.620	8 - 1:46.681
4 -	1:43.720	9 - 2:02.620
5 -	1:44.425	

HSCC Classic Racing Cars for the Retro Track and Air Trophy

LAP ANALYSIS - QUALIFYING - RACE 7

(contd.)

25	TBD		
		1 - X:00.000	
		2 - 1:54.726	
		3 - 1:47.547	
		4 - 1:50.339	
27	Peter WILLIAMS		Brabham BT15
		1 - 8:04.232	6 - 2:02.105
		2 - 2:17.986	7 - 1:56.211
		3 - 2:01.243	8 - 1:53.618
		4 - 1:58.546	
		5 - 2:44.423	
32	Julian JUDD		Tecno F3
		1 - 8:17.915	6 - 1:51.515
		2 - 2:14.943	
		3 - 2:01.878	
		4 - 1:57.042	
		5 - 1:54.082	
35	TBD		
		1 - X:00.000	6 - 1:49.418
		2 - 2:06.180	7 - 1:49.365
		3 - 1:54.300	8 - 1:47.454
		4 - 1:55.638	
		5 - 1:50.633	
36	Anthony KEELE		Palliser WD3
		1 - 7:46.981	6 - 1:43.925
		2 - 1:45.934	7 - 1:42.722
		3 - 1:40.095	8 - 1:38.533
		4 - 1:39.390	9 - 1:41.371
		5 - 1:39.347	10 - 1:40.777
53	Martin HIBBERT	GBR	Merlyn Mk20A
		1 - 8:14.549	6 - 1:47.461
		2 - 1:52.539	7 - 1:48.416
		3 - 1:46.860	8 - 1:50.736
		4 - 1:46.345	9 - 1:45.480
		5 - 1:47.139	
54	Alex MEEK		Merlyn Mk20A
		1 - 7:54.227	6 - 1:57.664
		2 - 2:00.240	7 - 1:46.497
		3 - 1:52.864	8 - 1:54.306
		4 - 1:46.699	9 - 1:47.049
		5 - 1:52.169	

HSCC Classic Racing Cars for the Retro Track and Air Trophy

LAP ANALYSIS - QUALIFYING - RACE 7

(contd.)

56	Cliff GIDDENS		Brabham BT21
1 -	7:50.878	6 -	1:47.753
2 -	1:57.690	7 -	1:41.600
3 -	1:48.184	8 -	1:43.006
4 -	1:46.126	9 -	1:40.563
5 -	1:43.177		
64	Frank LYONS	GBR	Palliser WDF 3
1 -	7:47.835	6 -	1:43.204
2 -	1:45.410	7 -	1:41.631
3 -	1:40.567	8 -	1:40.686
4 -	1:42.033	9 -	1:41.880
5 -	1:40.105	10 -	1:43.095
74	Will TOMKINS	GBR	Merlyn Mk20
1 -	8:04.067		
2 -	1:49.383		
3 -	1:48.130		
4 -	1:45.083		
75	Anthony GODDARD		Merlyn Mk20
1 -	8:11.836	6 -	1:49.349
2 -	2:04.790	7 -	1:50.172
3 -	1:51.821	8 -	1:49.773
4 -	1:49.049	9 -	1:47.688
5 -	1:52.080		
78	John SYKES		Merlyn Mk11A
1 -	8:02.785	6 -	1:49.253
2 -	1:51.904	7 -	1:54.210
3 -	1:49.715	8 -	1:56.599
4 -	1:48.773	9 -	1:53.037
5 -	1:52.194		
85	Edward BARRINGTON		Brabham BT21
1 -	8:07.385	6 -	1:39.475
2 -	2:00.065	7 -	1:38.889
3 -	1:47.785		
4 -	1:45.446		
5 -	1:45.140		
86	C. LILLINGSTON-PRICE	GBR	Merlyn Mk11
1 -	8:03.923	6 -	1:50.473
2 -	1:48.841	7 -	1:42.252
3 -	1:45.753	8 -	1:41.814
4 -	1:45.332	9 -	1:41.059
5 -	1:43.062		

HSCC Classic Racing Cars for the Retro Track and Air Trophy LAP ANALYSIS - QUALIFYING - RACE 7

(contd.)

89	Paul DRAYSON		Lotus 24
1 - 7:52.833	6 - 1:48.262		
2 - 1:56.757	7 - 1:49.569		
3 - 1:48.819	8 - 1:48.290		
4 - 1:47.989	9 - 1:53.716		
5 - 1:52.164			
99	Jonathan STOCK	GBR	Jamun T2
1 - 8:11.011	6 - 1:56.344		
2 - 2:07.262	7 - 1:54.397		
3 - 1:56.411	8 - 1:53.075		
4 - 1:54.882	9 - 1:53.592		
5 - 1:58.158			

HSCC Classic Racing Cars for the Retro Track and Air Trophy

GRID - RACE 7

ROW 12		2:22.297	8 NEWMAN
	1:53.618		
ROW 11	27 WILLIAMS	1:53.075	99 STOCK
	1:51.515		
ROW 10	32 JUDD	1:51.487	12 BROWN
	1:50.527		
ROW 9	10 DRAKE	1:48.773	78 SYKES
	1:47.989		
ROW 8	89 DRAYSON	1:47.688	75 GODDARD
	1:47.547		
ROW 7	25 COUNSELL	1:47.454	35 PULLEN
	1:46.497		
ROW 6	54 MEEK	1:45.480	53 HIBBERT
	1:45.083		
ROW 5	74 TOMKINS	1:43.017	21 BOWMAN
	1:41.059		
ROW 4	86 C. LILLINGSTON-PRICE	1:41.059	9 BLADON
	1:40.563		
ROW 3	56 GIDDENS	1:40.105	64 LYONS
	1:38.889		
ROW 2	85 BARRINGTON	1:38.533	36 KEELE
	1:34.195		
ROW 1	1 WATTS	1:33.982	6 JOWSEY
			POLE

Weather / Track : Sunny / Dry

These results are provisional until the conclusion of any judicial and technical matters.

Circuit Length = 2.1700 km.

Start: 11:30 End: 11:45

Clerk of Course:		Timekeeper:
------------------	--	-------------

HSCC Classic Racing Cars for the Retro Track and Air Trophy

RACE CLASSIFICATION - RACE 7

POS	NO	CL	NAME	NAT	CAR	TIME	LAPS	GAP	MPH	BEST
1	1	E2	Matthew WATTS		Brabham BT16	8:29.554	5		76.65	1:34.865
2	64	E4	Frank LYONS	GBR	Palliser WDF 3	8:36.993	5	7.439	75.55	1:40.065
3	56	E2	Cliff GIDDENS		Brabham BT21	8:40.351	5	10.797	75.06	1:41.870
4	9	E2	John BLADON		Merlyn Mk9 F2	8:41.818	5	12.264	74.85	1:41.602
5	85	E2	Edward BARRINGTON		Brabham BT21	8:42.022	5	12.468	74.82	1:40.831
6	86	F	C. LILLINGSTON-PRICE	GBR	Merlyn Mk11	8:43.483	5	13.929	74.61	1:41.527
7	21	F	Neil BOWMAN		Macon MR7B	8:44.448	5	14.894	74.47	1:41.338
8	54	F	Alex MEEK		Merlyn Mk20A	8:58.913	5	29.359	72.47	1:45.445
9	78	F	John SYKES		Merlyn Mk11A	9:00.498	5	30.944	72.26	1:44.671
10	25	D	John COUNSELL		March 703	9:03.550	5	33.996	71.86	1:43.911
11	35	D	David PULLEN		Chevron B17	9:12.794	5	43.240	70.65	1:47.079
12	75	F	Anthony GODDARD		Merlyn Mk20	9:18.574	5	49.020	69.92	1:47.890
13	12	C	David BROWN		Brabham BT6	9:24.896	5	55.342	69.14	1:49.073
14	89	C	Paul DRAYSON		Lotus 24	9:25.440	5	55.886	69.07	1:49.214
15	10	B	Christopher DRAKE		Elva 300	9:26.443	5	56.889	68.95	1:48.906
16	99	F	Jonathan STOCK	GBR	Jamun T2	9:58.640	5	1:29.086	65.24	1:52.932

FASTEST LAP

1	E2	Matthew WATTS	Brabham BT16	1:34.865	5	82.34mph	132.52kph
64	E4	Frank LYONS	Palliser WDF 3	1:40.065	5	78.06mph	125.64kph
21	F	Neil BOWMAN	Macon MR7B	1:41.338	5	77.08mph	124.06kph
25	D	John COUNSELL	March 703	1:43.911	4	75.18mph	120.99kph
10	B	Christopher DRAKE	Elva 300	1:48.906	3	71.73mph	115.44kph
12	C	David BROWN	Brabham BT6	1:49.073	4	71.62mph	115.26kph

Weather / Track : Sunny / Dry
 These results are provisional until the conclusion of any judicial and technical matters.

Cadwell
 Circuit Length = 2.1700 miles.
 Start: 17:00 End: 17:09

Clerk of Course:	Timekeeper:
------------------	-------------

HSCC Classic Racing Cars for the Retro Track and Air Trophy LAP CHART - RACE 7

Lap 1			Lap 2			Lap 3			Lap 4			Lap 5		
No	Behind	Laptime	No	Behind	Laptime	No	Behind	Laptime	No	Behind	Laptime	No	Behind	Laptime
56		1:50.516	56		1:42.405	56		1:41.870	1		1:37.956	1		1:34.865
9	1.070	1:51.586	9	1.192	1:42.527	64	1.484	1:42.091	56	2.194	1:42.092	64	7.439	1:40.065
21	1.934	1:52.450	64	1.263	1:41.127	1	1.942	1:40.603	64	2.239	1:40.653	56	10.797	1:43.468
86	2.527	1:53.043	21	2.631	1:43.102	9	2.784	1:43.462	9	5.527	1:42.641	9	12.264	1:41.602
64	2.541	1:53.057	1	3.209	1:35.869	86	3.824	1:42.444	85	6.229	1:42.072	85	12.468	1:41.104
85	3.498	1:54.014	86	3.250	1:43.128	21	3.834	1:43.073	86	7.267	1:43.341	86	13.929	1:41.527
54	5.113	1:55.629	85	5.094	1:44.001	85	4.055	1:40.831	21	8.421	1:44.485	21	14.894	1:41.338
78	7.441	1:57.957	54	9.079	1:46.371	54	13.037	1:45.828	54	18.584	1:45.445	54	29.359	1:45.640
1	9.745	2:00.261	78	11.739	1:46.703	78	15.648	1:45.779	78	21.138	1:45.388	78	30.944	1:44.671
75	10.011	2:00.527	75	15.496	1:47.890	25	20.633	1:45.387	25	24.646	1:43.911	25	33.996	1:44.215
35	10.465	2:00.981	35	16.625	1:48.565	75	22.383	1:48.757	35	31.026	1:48.293	35	43.240	1:47.079
12	12.840	2:03.356	25	17.116	1:45.836	35	22.631	1:47.876	75	33.177	1:50.692	75	49.020	1:50.708
25	13.685	2:04.201	12	22.300	1:51.865	12	31.567	1:51.137	12	40.742	1:49.073	12	55.342	1:49.465
89	14.352	2:04.868	89	22.901	1:50.954	89	31.878	1:50.847	89	41.194	1:49.214	89	55.886	1:49.557
10	16.044	2:06.560	10	25.819	1:52.180	10	32.855	1:48.906	10	42.151	1:49.194	10	56.889	1:49.603
99	34.353	2:24.869	99	46.252	1:54.304	99	57.503	1:53.121	99	1:10.537	1:52.932	99	1:29.086	1:53.414

Weather / Track : Sunny / Dry

www.mstworld.com

Cadwell
Circuit Length = 2.1700 miles.
Start: 17:00 End: 17:09
Printed - 12:00 Sunday, 25 April 2004

HSCC Millers Oils Classic Sports Car Race QUALIFYING - RACE 8

POS	NO	CL	NAME	NAT	CAR	TIME	LAPS	GAP	KPH
1	62	lvB	Steve WORRAD		Lotus 23B	1:42.070	8		76.53
2	16	GS4	Phillip NELSON	GBR	Marcos 1800 GT	1:44.618	9	2.548	74.67
3	7	lvB	John MONSON	GBR	Elva Mk7s	1:45.540	9	3.470	74.01
4	70	GS7	Les ELY		Jaguar E-type	1:46.322	7	4.252	73.47
5	24	lvB	Mark CLUBB		Elva Mk7s	1:46.372	9	4.302	73.44
6	88	GS3	Stephen MINOPRIO		Marcos 1800 GT	1:49.723	6	7.653	71.19
7	44	GS7	Stephen RADCLIFFE		Jaguar E-type	1:49.869	9	7.799	71.10
8	48	GS4	Mark ASHWORTH		TVR Grantura 1800S	1:50.994	9	8.924	70.38
9	2	lvB	Stuart TIZZARD		Elva Mk7s	1:51.990	8	9.920	69.75
10	29	GS7	Paul DRAYSON		Jaguar E-type	1:52.043	9	9.973	69.72
11	37	lvB	Chris ROCHE		Lotus 23B	1:52.077	8	10.007	69.70
12	85	lvB	Rupert WOOD		WIDI Sports racing MkII	1:55.245	7	13.175	67.78
13	41	GT1	Malcolm SANDERS		Lotus Elan S3	1:55.268	7	13.198	67.77
14	46	GS7	Neil HOWE	GBR	Triumph TR4	1:59.067	3	16.997	65.61
15	64	GS7	Robert GILBERT		Maserati 3500 GT	1:59.895	8	17.825	65.15
16	50	GS6	John PHILLIPS		Porsche 911	2:01.777	8	19.707	64.15
17	12	lvA	John PEARSON	GBR	Lister Jaguar	2:03.808	8	21.738	63.09
18	6	GS6	Simon ASHWORTH		MGB	2:08.178	2	26.108	60.94
19	81	GS7	Kate ARTHURS		Austin Healey 100M	2:32.385	7	50.315	51.26

Cars 12 & 81 - Transponder not working

Weather / Track : Changeable/Damp

These results are provisional until the conclusion of any judicial and technical matters.

Circuit Length = 2.1700 km.

Start: 11:53 End: 12:08

Clerk of Course:		Timekeeper:
------------------	--	-------------

HSCC Millers Oils Classic Sports Car Race

LAP ANALYSIS - QUALIFYING - RACE 8

2	Stuart TIZZARD		Elva Mk7s
	1 - 9:06.372	6 - 1:52.796	
	2 - 3:00.761P	7 - 1:54.035	
	3 - 1:59.792	8 - 1:51.990	
	4 - 1:53.807		
	5 - 1:56.802		
6	Simon ASHWORTH		MGB
	1 - 9:26.021		
	2 - 2:08.178		
7	John MONSON	GBR	Elva Mk7s
	1 - 9:32.693	6 - 1:45.540	
	2 - 2:05.599	7 - 1:45.840	
	3 - 1:56.238	8 - 1:46.300	
	4 - 1:47.998	9 - 1:45.919	
	5 - 1:50.747		
12	John PEARSON	GBR	Lister Jaguar
	1 - 9:45.364	6 - 2:03.808	
	2 - 2:17.876	7 - 2:04.929	
	3 - 2:12.042	8 - 2:04.043	
	4 - 2:09.211		
	5 - 2:03.877		
16	Phillip NELSON	GBR	Marcos 1800 GT
	1 - 9:28.517	6 - 1:44.618	
	2 - 1:59.601	7 - 1:46.380	
	3 - 1:48.541	8 - 1:46.578	
	4 - 1:49.181	9 - 2:10.010	
	5 - 1:44.760		
24	Mark CLUBB		Elva Mk7s
	1 - 9:30.404	6 - 1:48.576	
	2 - 2:01.965	7 - 1:46.372	
	3 - 1:51.440	8 - 1:47.142	
	4 - 1:52.417	9 - 1:51.287	
	5 - 1:47.460		
29	Paul DRAYSON		Jaguar E-type
	1 - 9:16.251	6 - 2:14.528	
	2 - 2:02.571	7 - 1:54.252	
	3 - 1:53.514	8 - 1:59.492	
	4 - 1:54.148	9 - 1:56.069	
	5 - 1:52.043		

HSCC Millers Oils Classic Sports Car Race

LAP ANALYSIS - QUALIFYING - RACE 8

(contd.)

37	Chris ROCHE	Lotus 23B
1 - 9:45.737	6 - 1:52.816	
2 - 2:17.897	7 - 1:53.648	
3 - 1:57.828	8 - 1:52.077	
4 - 1:54.181		
5 - 1:57.432		
41	Malcolm SANDERS	Lotus Elan S3
1 - 9:12.110	6 - 1:55.268	
2 - 2:06.466	7 - 1:55.522	
3 - 1:57.849		
4 - 2:01.989		
5 - 1:55.605		
44	Stephen RADCLIFFE	Jaguar E-type
1 - 9:27.350	6 - 1:50.981	
2 - 2:02.548	7 - 1:49.869	
3 - 1:50.622	8 - 1:53.175	
4 - 1:52.883	9 - 1:55.289	
5 - 1:49.946		
46	Neil HOWE	GBR Triumph TR4
1 - 9:41.191		
2 - 2:08.342		
3 - 1:59.067		
48	Mark ASHWORTH	TVR Grantura 1800S
1 - 9:23.213	6 - 1:52.092	
2 - 2:06.510	7 - 1:51.085	
3 - 1:52.299	8 - 1:50.994	
4 - 1:53.147	9 - 1:53.862	
5 - 1:51.013		
50	John PHILLIPS	Porsche 911
1 - 9:55.903	6 - 2:05.574	
2 - 2:10.041	7 - 2:01.777	
3 - 2:11.138	8 - 2:07.009	
4 - 2:05.091		
5 - 2:03.506		
62	Steve WORRAD	Lotus 23B
1 - 9:02.254	6 - 1:46.814	
2 - 1:49.667	7 - 1:42.070	
3 - 1:45.295	8 - 1:43.937	
4 - 1:43.475		
5 - 1:43.307		

HSCC Millers Oils Classic Sports Car Race LAP ANALYSIS - QUALIFYING - RACE 8

(contd.)


64	Robert GILBERT	Maserati 3500 GT
1 -	9:38.391	6 - 2:03.493
2 -	2:10.001	7 - 1:59.895
3 -	2:04.404	8 - 2:02.140
4 -	2:00.533	
5 -	2:03.834	
70	Les ELY	Jaguar E-type
1 -	8:49.264	6 - 1:47.681
2 -	2:01.025	7 - 1:46.322
3 -	1:48.463	
4 -	1:47.257	
5 -	1:54.371	
81	Kate ARTHURS	Austin Healey 100M
1 -	9:56.176	6 - 2:35.583
2 -	2:45.823	7 - 2:32.385
3 -	2:38.467	
4 -	2:34.017	
5 -	2:37.459	
85	Rupert WOOD	WIDI Sports racing MkII
1 -	9:56.210	6 - 1:56.006
2 -	2:08.571	7 - 1:55.245
3 -	2:01.849	
4 -	1:55.306	
5 -	1:56.718	
88	Stephen MINOPRIO	Marcos 1800 GT
1 -	9:21.931	6 - 1:49.723
2 -	2:08.921	
3 -	1:59.636	
4 -	1:52.090	
5 -	1:53.147	

HSCC Classic Formula 3 Race

GRID - RACE 9 - Amended

ROW 8		9:46.798	79	MOYE
	1:43.777			
	42	THORNTON		
ROW 7		1:43.299	64	SHERRY
	1:41.289			
	13	MURDOCH		
ROW 6		1:40.686	57	LEVY
	1:39.563			
	32	M. CAMPBELL COLE		
ROW 5		1:37.677	4	CAMPFIELD
	1:36.989			
	5	WYETH		
ROW 4		1:35.701	3	WATSON
	1:35.555			
	29	SHAW		
ROW 3		1:34.750	2	DUNKEL
	1:34.718			
	90	PARKER		
ROW 2		1:33.606	6	PORTER
	1:33.194			
	58	MAXTED		
ROW 1		1:32.968	1	SMITH

POLE



Weather / Track : Sunny / Dry

These results are provisional until the conclusion of any judicial and technical matters.

Cadwell Park
Circuit Length = 2.1700 km.

Clerk of Course:

Timekeeper:

HSCC Classic Formula 3 Race

RACE CLASSIFICATION - RACE 9

POS	NO	CL	NAME	NAT	CAR	TIME	LAPS	GAP	MPH	BEST
1	58	20	Steve MAXTED		Argo JM6	15:39.881	10		83.11	1:32.666
2	1	Inv	Paul SMITH		Reynard SF79	15:46.547	10	6.666	82.53	1:33.363
3	29	20	Bryan SHAW		March 803	16:16.253	10	36.372	80.02	1:34.177
4	3	20	John WATSON		March 803	16:17.172	10	37.291	79.94	1:35.008
5	5	20	Paul WYETH		March 793	16:30.550	10	50.669	78.86	1:36.985
6	6	20	Martyn PORTER		Chevron B43	16:32.021	10	52.140	78.74	1:33.637
7	4	20	Paul CAMPFIELD		March 803	16:34.428	10	54.547	78.55	1:37.124
8	13	Inv	Andy MURDOCH	GBR	Royale RP27	16:51.406	10	1:11.525	77.23	1:38.635
9	57	16	Chris LEVY		March 713M	17:23.690	10	1:43.809	74.85	1:39.851
10	64	Inv	Janet SHERRY		Royale RP27	15:52.947	9	1 LAP	73.78	1:43.407
11	32	16	M. CAMPBELL COLE		Brabham Bt41	15:54.595	9	1 LAP	73.65	1:39.609
12	42	20	Tom THORNTON		March 743	16:44.268	9	1 LAP	70.00	1:37.159
NOT CLASSIFIED										
90	20		Alan PARKER		Chevron B38	12:39.910	8	D.N.F.	82.24	1:32.815
FASTEST LAP										
58	20		Steve MAXTED		Argo JM6	1:32.666	10	84.30mph		135.67kph
1	Inv		Paul SMITH		Reynard SF79	1:33.363	6	83.67mph		134.65kph
32	16		M. CAMPBELL COLE		Brabham Bt41	1:39.609	5	78.42mph		126.21kph

Weather / Track : Sunny / Dry
 These results are provisional until the conclusion of any judicial and technical matters.

Cadwell
 Circuit Length = 2.1700 miles.
 Start: 17:48 End: 18:04

Clerk of Course:	Timekeeper:
------------------	-------------

HSCC Classic Formula 3 Race

LAP CHART - RACE 9

Lap 1			Lap 2			Lap 3			Lap 4			Lap 5		
No	Behind	Laptime	No	Behind	Laptime	No	Behind	Laptime	No	Behind	Laptime	No	Behind	Laptime
1		1:39.504	1		1:33.842	1		1:33.953	58		1:33.332	58		1:32.875
58	1.718	1:41.222	58	0.656	1:32.780	58	0.488	1:33.785	1	0.909	1:34.729	1	2.183	1:34.149
90	2.993	1:42.497	90	4.164	1:35.013	90	4.607	1:34.396	90	4.800	1:34.013	90	5.160	1:33.235
6	3.276	1:42.780	6	4.987	1:35.553	6	5.348	1:34.314	6	5.165	1:33.637	6	6.081	1:33.791
5	6.502	1:46.006	29	12.427	1:38.393	29	15.892	1:37.418	29	18.557	1:36.485	29	21.821	1:36.139
3	6.694	1:46.198	5	13.822	1:41.162	5	18.368	1:38.499	3	22.182	1:37.512	3	24.427	1:35.120
4	7.826	1:47.330	3	14.290	1:41.438	3	18.490	1:38.153	5	24.231	1:39.683	5	29.492	1:38.136
29	7.876	1:47.380	4	14.704	1:40.720	4	20.022	1:39.271	4	24.659	1:38.457	4	30.030	1:38.246
57	13.792	1:53.296	42	19.788	1:39.701	42	24.036	1:38.201	13	34.856	1:39.559	42	1 LAP	3:16.193P
42	13.929	1:53.433	32	21.393	1:40.501	32	28.082	1:40.642	32	36.622	1:42.360	13	41.195	1:39.214
32	14.734	1:54.238	57	22.586	1:42.636	13	29.117	1:39.970	57	37.115	1:41.015	32	43.356	1:39.609
13	15.457	1:54.961	13	23.100	1:41.485	57	29.920	1:41.287	64	47.395	1:43.416	57	44.091	1:39.851
64	17.148	1:56.652	64	27.897	1:44.591	64	37.799	1:43.855				64	57.927	1:43.407

HSCC Classic Formula 3 Race

LAP CHART - RACE 9

(contd.)

Lap 6			Lap 7			Lap 8			Lap 9			Lap 10		
No	Behind	Laptime	No	Behind	Laptime	No	Behind	Laptime	No	Behind	Laptime	No	Behind	Laptime
58		1:33.040	58		1:33.085	58		1:33.136	58		1:33.960	58		1:32.666
1	2.506	1:33.363	1	3.166	1:33.745	1	3.807	1:33.777	64	1 LAP	1:46.816	1	6.666	1:35.881
90	5.910	1:33.790	90	6.976	1:34.151	90	6.655	1:32.815	1	3.451	1:33.604	64	1 LAP	1:44.868
6	6.708	1:33.667	6	7.339	1:33.716	6	8.183	1:33.980	32	1 LAP	1:44.346	32	1 LAP	1:40.798
29	25.162	1:36.381	29	28.166	1:36.089	29	29.207	1:34.177	6	8.813	1:34.590	29	36.372	1:37.992
3	26.429	1:35.042	3	28.937	1:35.593	3	30.809	1:35.008	29	31.046	1:35.799	3	37.291	1:37.840
5	34.082	1:37.630	5	38.367	1:37.370	5	42.216	1:36.985	3	32.117	1:35.268	5	50.669	1:37.878
4	34.575	1:37.585	4	39.427	1:37.937	4	43.415	1:37.124	5	45.457	1:37.201	6	52.140	2:15.993
42	1 LAP	1:43.301	42	1 LAP	1:37.159	42	1 LAP	1:39.914	4	47.108	1:37.653	4	54.547	1:40.105
13	47.118	1:38.963	13	53.040	1:39.007	13	59.772	1:39.868	42	1 LAP	1:38.360	42	1 LAP	1:38.006
57	56.824	1:45.773	57	1:09.104	1:45.365	57	1:22.232	1:46.264	13	1:05.556	1:39.744	13	1:11.525	1:38.635
64	1:10.521	1:45.634	64	1:21.144	1:43.708				57	1:31.763	1:43.491	57	1:43.809	1:44.712
32	1:18.064	2:07.748	32	1:29.332	1:44.353									

HSCC Millers Oils Classic Sports Car Race

RACE CLASSIFICATION - RACE 8

POS	NO	CL	NAME	NAT	CAR	TIME	LAPS	GAP	MPH	BEST
1	62	lvB	Steve WORRAD		Lotus 23B	15:48.611	9		74.11	1:43.546
2	16	GS4	Phillip NELSON	GBR	Marcos 1800 GT	15:49.458	9	0.847	74.05	1:44.000
3	24	lvB	Mark CLUBB		Elva Mk7s	15:53.851	9	5.240	73.71	1:43.444
4	7	lvB	John MONSON	GBR	Elva Mk7s	15:54.436	9	5.825	73.66	1:44.068
5	70	GS7	Les ELY		Jaguar E-type	16:23.767	9	35.156	71.46	1:47.209
6	48	GS4	Mark ASHWORTH		TVR Grantura 1800S	16:47.606	9	58.995	69.77	1:48.741
7	29	GS7	Paul DRAYSON		Jaguar E-type	17:12.779	9	1:24.168	68.07	1:51.504
8	46	GS7	Neil HOWE	GBR	Triumph TR4	17:20.258	9	1:31.647	67.58	1:52.778
9	12	lvA	John PEARSON	GBR	Lister Jaguar	15:53.744	8	1 LAP	65.52	1:54.401
10	64	GS7	Robert GILBERT		Maserati 3500 GT	16:03.845	8	1 LAP	64.84	1:58.079
11	6	GS6	Simon ASHWORTH		MGB	16:04.549	8	1 LAP	64.79	1:57.696
12	41	GT1	Malcolm SANDERS		Lotus Elan S3	16:04.874	8	1 LAP	64.77	1:56.246
13	81	GS7	Kate ARTHURS		Austin Healey 100M	17:27.756	7	1:39.145	52.19	2:25.901

NOT CLASSIFIED

37	lvB	Chris ROCHE		Lotus 23B	13:20.654	7	D.N.F.	68.29	1:51.484
88	GS3	Stephen MINOPRIO		Marcos 1800 GT	11:03.466	6	D.N.F.	70.64	1:47.113
44	GS7	Stephen RADCLIFFE		Jaguar E-type		0	D.N.F.	N/A	

FASTEST LAP

24	lvB	Mark CLUBB		Elva Mk7s	1:43.444	6	75.51mph	121.53kph
16	GS4	Phillip NELSON		Marcos 1800 GT	1:44.000	6	75.11mph	120.88kph
88	GS3	Stephen MINOPRIO		Marcos 1800 GT	1:47.113	5	72.93mph	117.37kph
70	GS7	Les ELY		Jaguar E-type	1:47.209	5	72.86mph	117.26kph
12	lvA	John PEARSON		Lister Jaguar	1:54.401	5	68.28mph	109.89kph
41	GT1	Malcolm SANDERS		Lotus Elan S3	1:56.246	3	67.20mph	108.15kph
6	GS6	Simon ASHWORTH		MGB	1:57.696	6	66.37mph	106.81kph

Car 88 - 10 seconds penalty

Weather / Track : Sunny / Dry

These results are provisional until the conclusion of any judicial and technical matters.

Cadwell

Circuit Length = 2.1700 miles.

Start: 17:20 End: 17:36

Clerk of Course:	Timekeeper:
------------------	-------------

HSCC Millers Oils Classic Sports Car Race

LAP CHART - RACE 8

Lap 1			Lap 2			Lap 3			Lap 4			Lap 5		
No	Behind	Laptime	No	Behind	Laptime	No	Behind	Laptime	No	Behind	Laptime	No	Behind	Laptime
7		1:51.133	62		1:44.168	62		1:44.579	62		1:44.755	62		1:43.824
62	0.551	1:51.684	7	1.236	1:45.955	7	2.258	1:45.601	7	2.494	1:44.991	7	2.823	1:44.153
16	1.360	1:52.493	16	2.232	1:45.591	16	3.161	1:45.508	16	3.556	1:45.150	16	3.740	1:44.008
24	2.792	1:53.925	24	4.337	1:46.264	24	5.282	1:45.524	24	6.101	1:45.574	24	6.391	1:44.114
70	5.032	1:56.165	70	7.976	1:47.663	70	10.625	1:47.228	70	13.358	1:47.488	70	16.743	1:47.209
88	5.675	1:56.808	88	8.556	1:47.600	88	11.330	1:47.353	88	13.738	1:47.163	88	17.027	1:47.113
48	6.767	1:57.900	48	10.789	1:48.741	48	17.135	1:50.925	48	23.584	1:51.204	48	30.659	1:50.899
37	8.935	2:00.068	37	15.700	1:51.484	37	23.165	1:52.044	81	1 LAP	2:30.312	37	44.312	1:52.897
29	13.577	2:04.710	29	22.001	1:53.143	29	29.447	1:52.025	37	35.239	1:56.829	29	45.060	1:52.104
41	15.284	2:06.417	41	27.063	1:56.498	41	38.730	1:56.246	29	36.780	1:52.088	46	58.927	1:53.709
64	17.500	2:08.633	46	28.320	1:55.227	46	39.204	1:55.463	46	49.042	1:54.593	81	1 LAP	2:28.241
46	17.812	2:08.945	64	33.226	2:00.445	64	48.077	1:59.430	64	1:03.346	2:00.024	12	1:14.026	1:54.401
12	20.111	2:11.244	12	33.989	1:58.597	12	48.833	1:59.423	12	1:03.449	1:59.371	64	1:19.010	1:59.488
6	21.458	2:12.591	6	35.296	1:58.557	6	50.155	1:59.438	6	1:04.731	1:59.331	6	1:20.117	1:59.210
81	45.468	2:36.601	81	1:26.650	2:25.901				41	1:08.689	2:14.714	41	1:21.773	1:56.908

Car 88 - 10 seconds penalty
Weather / Track : Sunny / Dry

HSCC Millers Oils Classic Sports Car Race

LAP CHART - RACE 8

(contd.)

Lap 6			Lap 7			Lap 8			Lap 9			Lap 10		
No	Behind	Laptime	No	Behind	Laptime	No	Behind	Laptime	No	Behind	Laptime	No	Behind	Laptime
62		1:43.546	62		1:46.216	62		1:45.650	62		1:44.189			
7	3.345	1:44.068	16	2.432	1:44.454	64	1 LAP	1:58.967	16	0.847	1:44.007			
16	4.194	1:44.000	7	3.372	1:46.243	16	1.029	1:44.247	12	1 LAP	1:58.447			
24	6.289	1:43.444	24	4.377	1:44.304	6	1 LAP	1:59.131	24	5.240	1:45.589			
70	20.551	1:47.354	81	2 LAPS	2:29.165	41	1 LAP	1:57.200	7	5.825	1:46.716			
88	20.910	1:47.429	70	22.025	1:47.690	7	3.298	1:45.576	64	1 LAP	1:58.779			
48	38.126	1:51.013	48	43.038	1:51.128	24	3.840	1:45.113	6	1 LAP	1:58.595			
37	52.744	1:51.978	37	1:01.882	1:55.354	70	27.842	1:51.467	41	1 LAP	1:57.346			
29	53.018	1:51.504	29	1:02.572	1:55.770	48	51.669	1:54.281	70	35.156	1:51.503			
46	1:08.307	1:52.926	46	1:15.691	1:53.600	81	2 LAPS	2:28.357	48	58.995	1:51.515			
12	1:26.877	1:56.397	12	1:36.525	1:55.864	29	1:10.969	1:54.047	29	1:24.168	1:57.388			
64	1:33.543	1:58.079				46	1:23.058	1:53.017	46	1:31.647	1:52.778			
6	1:34.267	1:57.696							81	2 LAPS	2:29.179			
41	1:37.772	1:59.545												

Car 88 - 10 seconds penalty
Weather / Track : Sunny / Dry

Cadwell
Circuit Length = 2.1700 miles.
Start: 17:20 End: 17:36

HSCC Classic Formula 3 Race

GRID - RACE 9

ROW 8		9:46.798 79 MOYE
	1:43.777 42 THORNTON	
ROW 7		1:43.299 64 SHERRY
	1:41.289 13 MURDOCH	
ROW 6		1:40.686 57 LEVY
	1:39.563 32 M. CAMPBELL COLE	
ROW 5		1:36.989 5 WYETH
	1:35.701 3 WATSON	
ROW 4		1:35.555 29 SHAW
	1:34.750 2 DUNKEL	
ROW 3		1:34.718 90 PARKER
	1:33.606 6 PORTER	
ROW 2		1:33.194 58 MAXTED
	1:32.968 1 SMITH	
ROW 1		1:19.371 4 CAMPFIELD
POLE		

Weather / Track : Sunny / Dry

These results are provisional until the conclusion of any judicial and technical matters.

Circuit Length = 2.1700 km.

Start: 12:18 End: 12:42

Clerk of Course:

Timekeeper:

HSCC Classic Formula 3 Race

LAP ANALYSIS - QUALIFYING - RACE 9

1	Paul SMITH	Reynard SF79
1 -	9:01.638	6 - 1:33.229
2 -	1:34.504	7 - 2:55.651P
3 -	X:00.000	8 - 1:39.070
4 -	1:35.972	9 - 1:32.968
5 -	1:36.109	
2	Neil DUNKEL	Argo JM3
1 -	9:21.268	6 - 1:53.557
2 -	1:41.162	
3 -	X:00.000	
4 -	1:41.996	
5 -	1:34.750	
3	John WATSON	March 803
1 -	9:38.738	6 - 1:36.486
2 -	1:46.306	7 - 1:35.701
3 -	X:00.000	8 - 2:57.367P
4 -	1:44.053	9 - 1:42.154
5 -	1:38.226	
4	Paul CAMPFIELD	March 803
1 -	9:20.494	6 - 1:38.246D
2 -	1:48.161	7 - 4:35.294
3 -	X:00.000P	8 - 1:39.366
4 -	2:09.453	9 - 1:39.129
5 -	1:19.371D	
5	Paul WYETH	March 793
1 -	9:09.761	6 - 1:39.855
2 -	1:42.467	7 - 1:40.491
3 -	X:00.000	8 - 1:38.017
4 -	1:48.799	9 - 1:38.211
5 -	1:38.373	10 - 1:36.989
6	Martyn PORTER	Chevron B43
1 -	9:05.330	6 - 1:34.681
2 -	1:37.592	7 - 1:34.528
3 -	X:00.000	8 - 1:33.948
4 -	1:41.743	9 - 1:34.299
5 -	1:34.514	10 - 1:33.606
13	Andy MURDOCH	GBR Royale RP27
1 -	9:07.797	6 - 1:42.543
2 -	1:44.844	7 - 1:43.382
3 -	X:00.000	8 - 1:41.692
4 -	1:46.921	9 - 1:41.416
5 -	1:42.630	10 - 1:41.289

HSCC Classic Formula 3 Race

LAP ANALYSIS - QUALIFYING - RACE 9

(contd.)

29	Bryan SHAW	March 803
1 -	9:49.793	6 - 1:35.555
2 -	1:50.960	7 - 1:51.345
3 -	X:00.000	8 - 1:38.685
4 -	1:43.614	
5 -	1:37.979	
32	M. CAMPBELL COLE	Brabham Bt41
1 -	9:32.625	6 - 1:43.426
2 -	1:50.966	7 - 1:42.674
3 -	X:00.000	8 - 1:40.190
4 -	1:48.080	9 - 1:39.563
5 -	1:43.343	
42	Tom THORNTON	March 743
1 -	9:49.540	
2 -	1:47.131	
3 -	X:00.000	
4 -	1:43.777	
57	Chris LEVY	March 713M
1 -	9:46.832	6 - 1:44.192
2 -	1:52.090	7 - 1:42.969
3 -	X:00.000	8 - 1:41.175
4 -	1:51.293	9 - 1:40.686
5 -	1:45.799	
58	Steve MAXTED	Argo JM6
1 -	9:40.685	6 - 1:36.484
2 -	1:48.673	7 - 1:35.429
3 -	X:00.000	8 - 1:37.723
4 -	1:41.915	9 - 1:34.068
5 -	1:37.282	10 - 1:33.194
64	Janet SHERRY	Royale RP27
1 -	9:38.104	6 - 1:46.556
2 -	1:52.118	7 - 1:45.290
3 -	X:00.000	8 - 1:43.299
4 -	1:52.703	9 - 1:43.958
5 -	1:48.589	
79	Warren MOYE	Delta T79
1 -	9:46.798	

HSCC Classic Formula 3 Race

LAP ANALYSIS - QUALIFYING - RACE 9

(contd.)

90	Alan PARKER	Chevron B38
1 - 9:37.493	6 - 1:37.047	
2 - 1:46.159	7 - 1:37.546	
3 - X:00.000	8 - 1:42.833	
4 - 1:42.126	9 - 1:36.136	
5 - 1:36.960	10 - 1:34.718	

HSCC Classic Formula 3 Race

QUALIFYING - RACE 9 - Amended

POS	NO	CL	NAME	NAT	CAR	TIME	LAPS	GAP	KPH
1	1	Inv	Paul SMITH		Reynard SF79	1:32.968	9		84.02
2	58	20	Steve MAXTED		Argo JM6	1:33.194	10	0.226	83.82
3	6	20	Martyn PORTER		Chevron B43	1:33.606	10	0.638	83.45
4	90	20	Alan PARKER		Chevron B38	1:34.718	10	1.750	82.47
5	2	20	Neil DUNKEL		Argo JM3	1:34.750	6	1.782	82.44
6	29	20	Bryan SHAW		March 803	1:35.555	8	2.587	81.75
7	3	20	John WATSON		March 803	1:35.701	9	2.733	81.62
8	5	20	Paul WYETH		March 793	1:36.989	10	4.021	80.54
9	4	20	Paul CAMPFIELD		March 803	1:37.677	9	4.709	79.97
10	32	16	M. CAMPBELL COLE		Brabham Bt41	1:39.563	9	6.595	78.46
11	57	16	Chris LEVY		March 713M	1:40.686	9	7.718	77.58
12	13	Inv	Andy MURDOCH	GBR	Royale RP27	1:41.289	10	8.321	77.12
13	64	Inv	Janet SHERRY		Royale RP27	1:43.299	9	10.331	75.62
14	42	20	Tom THORNTON		March 743	1:43.777	4	10.809	75.27
15	79	Inv	Warren MOYE		Delta T79	9:46.798	1	8:13.830	13.31

Weather / Track : Sunny/ Dry

These results are provisional until the conclusion of any judicial and technical matters.

Circuit Length = 2.1700 km.

Start: 12:18 End: 12:42

Clerk of Course:	Timekeeper:
------------------	-------------

HSCC Classic Formula 3 Race

LAP ANALYSIS - QUALIFYING - RACE 9

1	Paul SMITH	Reynard SF79
1 -	9:01.638	6 - 1:33.229
2 -	1:34.504	7 - 2:55.651P
3 -	X:00.000	8 - 1:39.070
4 -	1:35.972	9 - 1:32.968
5 -	1:36.109	
2	Neil DUNKEL	Argo JM3
1 -	9:21.268	6 - 1:53.557
2 -	1:41.162	
3 -	X:00.000	
4 -	1:41.996	
5 -	1:34.750	
3	John WATSON	March 803
1 -	9:38.738	6 - 1:36.486
2 -	1:46.306	7 - 1:35.701
3 -	X:00.000	8 - 2:57.367P
4 -	1:44.053	9 - 1:42.154
5 -	1:38.226	
4	Paul CAMPFIELD	March 803
1 -	9:20.494	6 - 1:38.246D
2 -	1:48.161	7 - 4:35.294
3 -	X:00.000P	8 - 1:39.366
4 -	2:09.453	9 - 1:39.129
5 -	1:19.371D	
5	Paul WYETH	March 793
1 -	9:09.761	6 - 1:39.855
2 -	1:42.467	7 - 1:40.491
3 -	X:00.000	8 - 1:38.017
4 -	1:48.799	9 - 1:38.211
5 -	1:38.373	10 - 1:36.989
6	Martyn PORTER	Chevron B43
1 -	9:05.330	6 - 1:34.681
2 -	1:37.592	7 - 1:34.528
3 -	X:00.000	8 - 1:33.948
4 -	1:41.743	9 - 1:34.299
5 -	1:34.514	10 - 1:33.606
13	Andy MURDOCH	GBR Royale RP27
1 -	9:07.797	6 - 1:42.543
2 -	1:44.844	7 - 1:43.382
3 -	X:00.000	8 - 1:41.692
4 -	1:46.921	9 - 1:41.416
5 -	1:42.630	10 - 1:41.289

HSCC Classic Formula 3 Race

LAP ANALYSIS - QUALIFYING - RACE 9

(contd.)

29	Bryan SHAW	March 803
1 -	9:49.793	6 - 1:35.555
2 -	1:50.960	7 - 1:51.345
3 -	X:00.000	8 - 1:38.685
4 -	1:43.614	
5 -	1:37.979	
32	M. CAMPBELL COLE	Brabham Bt41
1 -	9:32.625	6 - 1:43.426
2 -	1:50.966	7 - 1:42.674
3 -	X:00.000	8 - 1:40.190
4 -	1:48.080	9 - 1:39.563
5 -	1:43.343	
42	Tom THORNTON	March 743
1 -	9:49.540	
2 -	1:47.131	
3 -	X:00.000	
4 -	1:43.777	
57	Chris LEVY	March 713M
1 -	9:46.832	6 - 1:44.192
2 -	1:52.090	7 - 1:42.969
3 -	X:00.000	8 - 1:41.175
4 -	1:51.293	9 - 1:40.686
5 -	1:45.799	
58	Steve MAXTED	Argo JM6
1 -	9:40.685	6 - 1:36.484
2 -	1:48.673	7 - 1:35.429
3 -	X:00.000	8 - 1:37.723
4 -	1:41.915	9 - 1:34.068
5 -	1:37.282	10 - 1:33.194
64	Janet SHERRY	Royale RP27
1 -	9:38.104	6 - 1:46.556
2 -	1:52.118	7 - 1:45.290
3 -	X:00.000	8 - 1:43.299
4 -	1:52.703	9 - 1:43.958
5 -	1:48.589	
79	Warren MOYE	Delta T79
1 -	9:46.798	

HSCC Classic Formula 3 Race

LAP ANALYSIS - QUALIFYING - RACE 9

(contd.)

90	Alan PARKER	Chevron B38
1 - 9:37.493	6 - 1:37.047	
2 - 1:46.159	7 - 1:37.546	
3 - X:00.000	8 - 1:42.833	
4 - 1:42.126	9 - 1:36.136	
5 - 1:36.960	10 - 1:34.718	