



# Walter Hayes Trophy Meeting

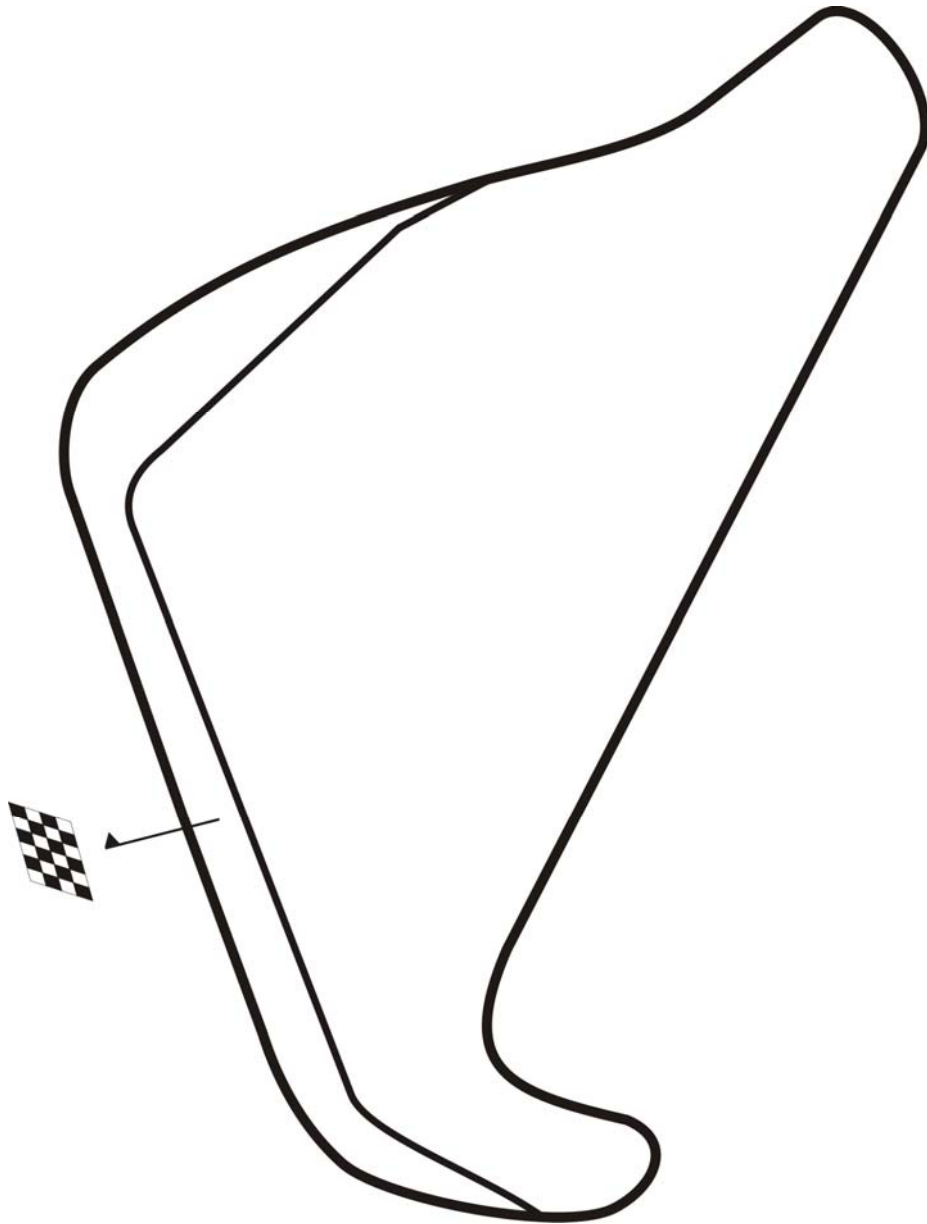
Silverstone  
5/6 November 2011



Timing and Results by MST SYSTEMS Ltd  
[www.mstworld.com](http://www.mstworld.com)



## Silverstone National Circuit



Circuit length 1.639 miles

**Walter Hayes Trophy**  
**QUALIFYING - RACE 1 - Silverstone 5/6 November 2011**

POS	NO	CL	DRIVER	NAT	CAR	TIME	LAPS	GAP	MPH
1	2		Felix FISHER		Van Diemen RF00	1:10.827	10		83.30
2	21		Neil ALBERICO		Ray GR08	1:11.254	10	0.427	82.80
3	43		Luke COOPER		Swift SC92	1:11.859	9	1.032	82.11
4	112		Noel DUNNE		Van Diemen RF91	1:12.107	9	1.280	81.82
5	157		Austin KIMBERLEY		Van Diemen RF03	1:12.941	9	2.114	80.89
6	67		Emmet GLYNN		Ray GR507	1:13.014	9	2.187	80.81
7	44		Matthew DEAN		Reynard RF88	1:13.295	9	2.468	80.50
8	78		Joseph WALTON		Ray GR11	1:13.725	6	2.898	80.03
9	49		Abdul AHMED		Ray GRK09	1:13.726	9	2.899	80.03
10	87		Ashley CLIFFORD		Mygale RF88	1:14.178	9	3.351	79.54
11	107		Klaus DIETER-HACKEL		Van Diemen RF92	1:15.393	9	4.566	78.26
12	57		David WILD		Reynard 89	1:15.473	9	4.646	78.17
13	45		Steve CHAPMAN		Van Diemen RF02	1:18.092	9	7.265	75.55
14	18		Paul HUBBARD		Crossle 25F	1:18.751	9	7.924	74.92
15	29		Peter SIKSTROM		Van Diemen VD79	1:20.123	8	9.296	73.64
16	19		Richard HIGGINS		Van Diemen RF99	1:20.768	8	9.941	73.05
17	31		Peter HILL-KING		Swift	1:24.184	8	13.357	70.08

**CAR 57 - NO WORKING TRANSPONDER**

**Weather/Track: Mist / Damp**

**These results are provisional until the conclusion of any judicial and technical matters.**

Silverstone

Circuit Length = 1.6390 miles.

Start: 09:00 End: 09:10

Clerk of the Course:		Timekeeper:
----------------------	--	-------------

## Walter Hayes Trophy

### QUALIFYING LAP ANALYSIS - RACE 1 - Silverstone 5/6 November 2011

<b>2</b>	<b>Felix FISHER</b>	Van Diemen RF00
1 - X:00.000	6 - 1:11.655	
2 - 1:14.204	7 - 1:13.062	
3 - 1:12.706	8 - 1:11.298	
4 - 1:12.413	9 - 1:11.219	
5 - 1:11.487	10 - <b>1:10.827</b>	
<b>18</b>	<b>Paul HUBBARD</b>	Crossle 25F
1 - X:00.000	6 - 1:19.004	
2 - 1:22.247	7 - <b>1:18.751</b>	
3 - 1:20.807	8 - 1:19.274	
4 - 1:20.478	9 - 1:20.368	
5 - 1:19.453		
<b>19</b>	<b>Richard HIGGINS</b>	Van Diemen RF99
1 - X:00.000	6 - 1:21.214	
2 - 1:25.777	7 - 1:20.934	
3 - 1:24.067	8 - <b>1:20.768</b>	
4 - 1:22.558		
5 - 1:21.095		
<b>21</b>	<b>Neil ALBERICO</b>	Ray GR08
1 - X:00.000	6 - 1:12.369	
2 - 1:13.619	7 - <b>1:11.254</b>	
3 - 1:12.037	8 - 1:11.985	
4 - 1:11.734	9 - 1:11.476	
5 - 1:11.742	10 - 1:11.660	
<b>29</b>	<b>Peter SIKSTROM</b>	Van Diemen VD79
1 - X:00.000	6 - 1:21.423	
2 - 1:27.287	7 - 1:20.798	
3 - 1:24.243	8 - <b>1:20.123</b>	
4 - 1:23.069		
5 - 1:22.250		
<b>31</b>	<b>Peter HILL-KING</b>	Swift
1 - X:00.000	6 - <b>1:24.184</b>	
2 - 1:31.075	7 - 1:26.895	
3 - 1:32.620	8 - 1:31.752	
4 - 1:27.077		
5 - 1:26.058		

CAR 57 - NO WORKING TRANSPONDER  
Weather/Track: Mist / Damp

# Walter Hayes Trophy

## QUALIFYING LAP ANALYSIS - RACE 1 - Silverstone 5/6 November 2011

(contd.)

<b>43</b>	<b>Luke COOPER</b>	Swift SC92
1 - X:00.000	6 - 1:12.146	
2 - 1:14.118	7 - 1:13.095	
3 - 1:13.088	8 - <b>1:11.859</b>	
4 - 1:12.782	9 - 1:12.218	
5 - 1:12.352		
<b>44</b>	<b>Matthew DEAN</b>	Reynard RF88
1 - X:00.000	6 - <b>1:13.295</b>	
2 - 1:17.263	7 - 1:14.490	
3 - 1:15.594	8 - 1:14.285	
4 - 1:14.129	9 - 1:18.001	
5 - 1:13.977		
<b>45</b>	<b>Steve CHAPMAN</b>	Van Diemen RF02
1 - X:00.000	6 - 1:18.855	
2 - 1:23.107	7 - 1:18.168	
3 - 1:19.050	8 - 1:18.539	
4 - 1:18.837	9 - <b>1:18.092</b>	
5 - 1:18.430		
<b>49</b>	<b>Abdul AHMED</b>	Ray GRK09
1 - X:00.000	6 - 1:15.575	
2 - 1:25.666	7 - 1:14.712	
3 - 1:24.884	8 - 1:14.551	
4 - <b>1:13.726</b>	9 - 1:14.381	
5 - 1:15.272		
<b>57</b>	<b>David WILD</b>	Reynard 89
1 - X:00.000	6 - 1:15.579	
2 - 1:18.151	7 - <b>1:15.473</b>	
3 - 1:16.495	8 - 1:15.867	
4 - 1:15.918	9 - 1:16.439	
5 - 1:17.342		
<b>67</b>	<b>Emmet GLYNN</b>	Ray GR507
1 - X:00.000	6 - <b>1:13.014</b>	
2 - 1:18.791	7 - 1:13.190	
3 - 1:14.472	8 - 1:43.613	
4 - 1:15.439	9 - 1:13.933	
5 - 1:13.145		

**CAR 57 - NO WORKING TRANSPONDER**  
Weather/Track: Mist / Damp

# Walter Hayes Trophy

## QUALIFYING LAP ANALYSIS - RACE 1 - Silverstone 5/6 November 2011


(contd.)

<b>78</b>	<b>Joseph WALTON</b>	Ray GR11
1 - X:00.000	6 - <b>1:13.725</b>	
2 - 1:18.014		
3 - 1:13.927		
4 - 1:13.885		
5 - 1:18.945		
<b>87</b>	<b>Ashley CLIFFORD</b>	Mygale RF88
1 - X:00.000	6 - <b>1:14.178</b>	
2 - 1:17.417	7 - 1:20.107	
3 - 1:15.723	8 - 1:21.510	
4 - 1:15.664	9 - 1:14.407	
5 - 1:15.342		
<b>107</b>	<b>Klaus DIETER-HACKEL</b>	Van Diemen RF92
1 - X:00.000	6 - 1:15.418	
2 - 1:19.274	7 - 1:16.571	
3 - 1:16.144	8 - 1:16.472	
4 - 1:16.945	9 - <b>1:15.393</b>	
5 - 1:16.848		
<b>112</b>	<b>Noel DUNNE</b>	Van Diemen RF91
1 - X:00.000	6 - 1:12.584	
2 - 1:17.128	7 - 1:12.524	
3 - 1:17.043	8 - <b>1:12.107</b>	
4 - 1:13.514	9 - 1:12.920	
5 - 1:13.259		
<b>157</b>	<b>Austin KIMBERLEY</b>	Van Diemen RF03
1 - X:00.000	6 - 1:13.214	
2 - 1:17.349	7 - 1:13.246	
3 - 1:15.725	8 - <b>1:12.941</b>	
4 - 1:14.302	9 - 1:13.097	
5 - 1:13.371		

CAR 57 - NO WORKING TRANSPONDER  
Weather/Track: Mist / Damp

# Walter Hayes Trophy

## GRID FOR RACE 1 - Silverstone 5/6 November 2011

ROW 9		31 HILL-KING	
ROW 8	19 HIGGINS		29 SIKSTROM
ROW 7		18 HUBBARD	45 CHAPMAN
ROW 6	57 WILD		107 DIETER-HACKEL
ROW 5		87 CLIFFORD	49 AHMED
ROW 4	78 WALTON		44 DEAN
ROW 3		67 GLYNN	157 KIMBERLEY
ROW 2	112 DUNNE		43 COOPER
ROW 1		21 ALBERICO	2 FISHER
POLE			
			

**CAR 57 - NO WORKING TRANSPONDER**

**Weather/Track: Mist / Damp**

**These results are provisional until the conclusion of any judicial and technical matters.**

Silverstone

Circuit Length = 1.6390 miles.

Start: 09:00 End: 09:10

Clerk of the Course:

Timekeeper:

**Walter Hayes Trophy**  
**QUALIFYING - RACE 2 - Silverstone 5/6 November 2011**

POS	NO	CL	DRIVER	NAT	CAR	TIME	LAPS	GAP	MPH
1	35		Robert HALL		Swift SC10	1:10.941	10		83.17
2	7		Wayne BOYD		Van Diemen JL012K	1:11.102	9	0.161	82.98
3	28		Stuart GOUGH		Ray GRS07	1:11.818	9	0.877	82.15
4	54		Douglas CROSBIE		Van Diemen RF00	1:12.726	9	1.785	81.13
5	11		James HAMMOND		Mygale SJ00	1:12.881	9	1.940	80.95
6	14		Oliver BULL		Swift SC92F	1:12.892	9	1.951	80.94
7	211		Ben MITCHELL		Van Diemen RF89	1:13.252	9	2.311	80.54
8	55		Steve MELLISH		Van Diemen RF89	1:14.918	9	3.977	78.75
9	123		Carl HEMMING		Ray GRS08	1:16.574	9	5.633	77.05
10	126		Andy POWELL		Royale RP26	1:16.676	9	5.735	76.95
11	192		Graham YORK		Swift SCRF	1:16.817	9	5.876	76.81
12	70		Henry CAMPBELL		Reynard FF83	1:17.734	9	6.793	75.90
13	116		Alex DRABBLE		Swift 92	1:20.346	8	9.405	73.43
14	80		Darren HOULDCROFT		Van Diemen RF88	1:21.225	2	10.284	72.64

**CAR 5 EXCLUDED FROM RESULT (Q 14.5.D & C 2.7.4)**

**Weather/Track: Mist/damp**

**These results are provisional until the conclusion of any judicial and technical matters.**

Silverstone

Circuit Length = 1.6390 miles.

Start: 09:16 End: 09:26

Clerk of the Course:		Timekeeper:
----------------------	--	-------------



# Walter Hayes Trophy

## QUALIFYING LAP ANALYSIS - RACE 2 - Silverstone 5/6 November 2011

<b>5</b>	<b>John FERGUSON</b>	Ray GR07
1 - 6:35.118	6 - 1:11.593	
2 - 1:15.344	7 - 1:11.435	
3 - 1:13.338	8 - 1:11.545	
4 - 1:12.473	9 - <b>1:11.346</b>	
5 - 1:12.427	10 - 1:13.432	
<b>7</b>	<b>Wayne BOYD</b>	Van Diemen JL012K
1 - 7:10.170	6 - 1:12.533	
2 - 1:33.261	7 - 1:11.763	
3 - 1:14.537	8 - <b>1:11.102</b>	
4 - 1:12.361	9 - 1:11.406	
5 - 1:13.697		
<b>11</b>	<b>James HAMMOND</b>	Mygale SJ00
1 - 6:41.366	6 - 1:13.531	
2 - 1:14.532	7 - 1:13.014	
3 - 1:14.015	8 - <b>1:12.881</b>	
4 - 1:17.985	9 - 1:12.890	
5 - 1:13.911		
<b>14</b>	<b>Oliver BULL</b>	Swift SC92F
1 - 6:40.842	6 - 1:13.670	
2 - 1:14.622	7 - 1:13.013	
3 - 1:13.808	8 - 1:13.428	
4 - 1:14.979	9 - <b>1:12.892</b>	
5 - 1:14.360		
<b>28</b>	<b>Stuart GOUGH</b>	Ray GRS07
1 - 6:55.110	6 - 1:12.941	
2 - 1:16.793	7 - 1:12.503	
3 - 1:12.796	8 - <b>1:11.818</b>	
4 - 1:16.147	9 - 1:12.135	
5 - 1:13.060		
<b>35</b>	<b>Robert HALL</b>	Swift SC10
1 - 6:35.720	6 - 1:11.825	
2 - 1:13.323	7 - 1:12.162	
3 - 1:11.946	8 - <b>1:10.941</b>	
4 - 1:11.704	9 - 1:11.750	
5 - 1:11.535	10 - 1:11.286	

Weather/Track: Mist/damp

www.mstworld.com

Page 1 of 3

Silverstone  
Circuit Length = 1.6390 miles.  
Start: 09:16 End: 09:26

Printed - 09:37 Saturday, 05 November 2011

# Walter Hayes Trophy

## QUALIFYING LAP ANALYSIS - RACE 2 - Silverstone 5/6 November 2011

(contd.)

<b>54</b>	<b>Douglas CROSBIE</b>	Van Diemen RF00
1 - 6:46.151	6 - 1:13.722	
2 - 1:15.534	7 - 1:13.314	
3 - 1:14.385	8 - 1:13.464	
4 - 1:13.809	9 - <b>1:12.726</b>	
5 - 1:14.114		
<b>55</b>	<b>Steve MELLISH</b>	Van Diemen RF89
1 - 6:47.253	6 - 1:17.705	
2 - 1:20.172	7 - 1:15.369	
3 - 1:17.180	8 - 1:14.937	
4 - 1:19.850	9 - <b>1:14.918</b>	
5 - 1:21.061		
<b>70</b>	<b>Henry CAMPBELL</b>	Reynard FF83
1 - 6:53.310	6 - 1:18.581	
2 - 1:23.581	7 - 1:19.067	
3 - 1:18.577	8 - <b>1:17.734</b>	
4 - 1:19.985	9 - 1:22.734	
5 - 1:19.903		
<b>80</b>	<b>Darren HOULDCROFT</b>	Van Diemen RF88
1 - 7:03.309		
2 - <b>1:21.225</b>		
<b>116</b>	<b>Alex DRABBLE</b>	Swift 92
1 - 6:54.663	6 - 1:31.574	
2 - 1:26.307	7 - 1:20.474	
3 - 1:25.196	8 - <b>1:20.346</b>	
4 - 1:25.209		
5 - 1:21.875		
<b>123</b>	<b>Carl HEMMING</b>	Ray GRS08
1 - 6:41.493	6 - 1:19.449	
2 - 1:20.366	7 - 1:18.564	
3 - 1:20.028	8 - <b>1:16.574</b>	
4 - 1:21.620	9 - 1:17.446	
5 - 1:20.078		

Weather/Track: Mist/damp

www.mstworld.com

Page 2 of 3

Silverstone  
Circuit Length = 1.6390 miles.  
Start: 09:16 End: 09:26

Printed - 09:37 Saturday, 05 November 2011

## Walter Hayes Trophy

### QUALIFYING LAP ANALYSIS - RACE 2 - Silverstone 5/6 November 2011

(contd.)

<b>126</b>	<b>Andy POWELL</b>	Royale RP26
1 - 6:59.983	6 - 1:17.883	
2 - 1:22.048	7 - 1:16.833	
3 - 1:20.302	8 - <b>1:16.676</b>	
4 - 1:19.678	9 - 1:23.316	
5 - 1:18.076		
<b>192</b>	<b>Graham YORK</b>	Swift SCRF
1 - 6:52.232	6 - 1:17.860	
2 - 1:27.545	7 - 1:17.255	
3 - 1:22.929	8 - <b>1:16.817</b>	
4 - 1:20.839	9 - 1:19.788	
5 - 1:17.214		
<b>211</b>	<b>Ben MITCHELL</b>	Van Diemen RF89
1 - 6:59.016	6 - 1:13.885	
2 - 1:17.462	7 - 1:13.806	
3 - 1:14.782	8 - 1:13.259	
4 - 1:13.902	9 - <b>1:13.252</b>	
5 - 1:17.568		

Weather/Track: Mist/damp

[www.mstworld.com](http://www.mstworld.com)


Page 3 of 3

Silverstone  
Circuit Length = 1.6390 miles.  
Start: 09:16 End: 09:26

Printed - 09:37 Saturday, 05 November 2011

# Walter Hayes Trophy

## GRID FOR RACE 2 (HEAT 2) - AMENDED 2 - Silverstone 5/6 November 2011

ROW 8	+10 Seconds 5 FERGUSON	62 HEADLAM
ROW 7	80 HOULDCROFT	116 DRABBLE
ROW 6	70 CAMPBELL	192 YORK
ROW 5	126 POWELL	123 HEMMING
ROW 4	55 MELLISH	211 MITCHELL
ROW 3	14 BULL	11 HAMMOND
ROW 2	54 CROSBIE	28 GOUGH
ROW 1	7 BOYD	35 HALL
POLE		
		

**CAR 5 EXCLUDED FROM RESULT (Q 14.5.D & C 2.7.4) Starts back of grid**

**CAR 62 allowed to start from back of grid**

**These results are provisional until the conclusion of any judicial and technical matters.**

Silverstone

Circuit Length = 1.6390 miles.

Start: 09:16 End: 09:26

Clerk of the Course:

Timekeeper:

**Walter Hayes Trophy**  
**QUALIFYING - RACE 3 - Silverstone 5/6 November 2011**

POS	NO	CL	DRIVER	NAT	CAR	TIME	LAPS	GAP	MPH
1	101		Chris MIDDLEHURST		Van Diemen CA10	1:11.022	9		83.07
2	66		Jonny MCMULLAN		Ray GR09	1:11.123	9	0.101	82.96
3	111		Ben NORTON		Spectrum 011B	1:11.766	9	0.744	82.21
4	15		David MCARTHUR		Van Diemen DP08	1:12.163	5	1.141	81.76
5	89		Matt HORWOOD		Reynard 89FF	1:12.854	9	1.832	80.98
6	90		Josh BARNETT		Van Diemen BR001	1:13.009	9	1.987	80.81
7	96		Dan FOX		Van Diemen RF03	1:13.394	9	2.372	80.39
8	61		Adam HIGGINS		Van Diemen RF90	1:13.430	9	2.408	80.35
9	58		Pedro MATOS		Swift SC97 Kent	1:13.777	4	2.755	79.97
10	119		Ryan CAMPBELL		Mondiale M89	1:14.578	9	3.556	79.11
11	47		Rebecca DEAN		Ford RF88	1:15.913	9	4.891	77.72
12	115		Lloyd HOPES		Swift SC92F	1:16.342	9	5.320	77.28
13	64		Graham LEGGET		Crossle 25F	1:16.365	9	5.343	77.26
14	42		Tom STOTEN		Swift SC93	1:18.949	8	7.927	74.73
15	33		Martyn MCGRILLEN		Van Diemen RF80	1:20.618	8	9.596	73.19
16	8		Michael BRADLEY		Van Diemen RF00	1:20.701	8	9.679	73.11

**CAR 115 - PLEASE MAKE NUMBER CLEARER**

**Weather/Track: Cloud / Damp**

**These results are provisional until the conclusion of any judicial and technical matters.**

Silverstone

Circuit Length = 1.6390 miles.

Start: 09:32 End: 09:42

Clerk of the Course:		Timekeeper:
----------------------	--	-------------

# Walter Hayes Trophy

## QUALIFYING LAP ANALYSIS - RACE 3 - Silverstone 5/6 November 2011

<b>8</b>	<b>Michael BRADLEY</b>	Van Diemen RF00
1 - 8:14.788	6 - 1:25.648	
2 - 1:30.027	7 - 1:23.443	
3 - <b>1:20.701</b>	8 - 1:24.140	
4 - 1:28.995		
5 - 1:22.017		
<b>15</b>	<b>David MCARTHUR</b>	Van Diemen DP08
1 - 8:02.428		
2 - 1:13.864		
3 - 1:14.990		
4 - <b>1:12.163</b>		
5 - 1:12.482		
<b>33</b>	<b>Martyn MCGRILLEN</b>	Van Diemen RF80
1 - 8:30.650	6 - 1:21.291	
2 - 1:26.072	7 - <b>1:20.618</b>	
3 - 1:21.499	8 - 1:25.676	
4 - 1:24.947		
5 - 1:21.328		
<b>42</b>	<b>Tom STOTEN</b>	Swift SC93
1 - 8:26.548	6 - 1:19.110	
2 - 1:26.554	7 - 1:20.212	
3 - 1:24.549	8 - <b>1:18.949</b>	
4 - 1:22.537		
5 - 1:19.997		
<b>47</b>	<b>Rebecca DEAN</b>	Ford RF88
1 - 8:17.218	6 - 1:16.983	
2 - 1:20.699	7 - 1:17.522	
3 - 1:18.045	8 - 1:16.099	
4 - 1:17.881	9 - <b>1:15.913</b>	
5 - 1:17.086		
<b>58</b>	<b>Pedro MATOS</b>	Swift SC97 Kent
1 - 8:17.603		
2 - 1:17.656		
3 - <b>1:13.777</b>		
4 - 1:38.274P		

CAR 115 - PLEASE MAKE NUMBER CLEARER  
Weather/Track: Cloud / Damp

# Walter Hayes Trophy

## QUALIFYING LAP ANALYSIS - RACE 3 - Silverstone 5/6 November 2011

(contd.)

<b>61</b>	<b>Adam HIGGINS</b>	Van Diemen RF90
1 - 8:08.830	6 - 1:14.100	
2 - 1:15.536	7 - 1:13.624	
3 - 1:14.305	8 - <b>1:13.430</b>	
4 - 1:14.050	9 - 1:13.769	
5 - 1:14.185		
<b>64</b>	<b>Graham LEGGET</b>	Crossle 25F
1 - 8:16.267	6 - 1:18.148	
2 - 1:24.741	7 - 1:16.963	
3 - 1:18.272	8 - <b>1:16.365</b>	
4 - 1:16.737	9 - 1:16.627	
5 - 1:17.154		
<b>66</b>	<b>Jonny MCMULLAN</b>	Ray GR09
1 - 7:59.542	6 - 1:11.365	
2 - 1:12.968	7 - 1:14.125	
3 - 1:11.855	8 - <b>1:11.123</b>	
4 - 1:11.553	9 - 1:14.591	
5 - 1:12.126		
<b>89</b>	<b>Matt HORWOOD</b>	Reynard 89FF
1 - 8:18.158	6 - 1:13.450	
2 - 1:17.429	7 - 1:12.927	
3 - 1:14.030	8 - <b>1:12.854</b>	
4 - 1:13.785	9 - 1:13.387	
5 - 1:13.261		
<b>90</b>	<b>Josh BARNETT</b>	Van Diemen BR001
1 - 8:29.569	6 - 1:13.517	
2 - 1:35.939	7 - <b>1:13.009</b>	
3 - 1:14.474	8 - 1:13.030	
4 - 1:14.394	9 - 1:13.391	
5 - 1:14.145		
<b>96</b>	<b>Dan FOX</b>	Van Diemen RF03
1 - 8:09.779	6 - 1:14.084	
2 - 1:16.288	7 - 1:13.825	
3 - 1:22.777	8 - <b>1:13.394</b>	
4 - 1:15.023	9 - 1:14.077	
5 - 1:13.881		

CAR 115 - PLEASE MAKE NUMBER CLEARER  
Weather/Track: Cloud / Damp

# Walter Hayes Trophy

## QUALIFYING LAP ANALYSIS - RACE 3 - Silverstone 5/6 November 2011

(contd.)


<b>101</b>	<b>Chris MIDDLEHURST</b>	Van Diemen CA10
1 - 8:03.919	6 - 1:11.438	
2 - 1:12.997	7 - 1:11.102	
3 - 1:12.866	8 - 1:11.171	
4 - 1:11.826	9 - <b>1:11.022</b>	
5 - 1:11.511		
<b>111</b>	<b>Ben NORTON</b>	Spectrum 011B
1 - 8:14.277	6 - 1:17.113	
2 - 1:13.542	7 - 1:12.446	
3 - 1:13.711	8 - <b>1:11.766</b>	
4 - 1:12.885	9 - 1:20.066	
5 - 1:12.814		
<b>115</b>	<b>Lloyd HOPES</b>	Swift SC92F
1 - 8:15.627	6 - 1:17.969	
2 - 1:21.175	7 - 1:16.860	
3 - 1:18.261	8 - <b>1:16.342</b>	
4 - 1:18.490	9 - 1:16.596	
5 - 1:18.689		
<b>119</b>	<b>Ryan CAMPBELL</b>	Mondiale M89
1 - 8:04.337	6 - 1:16.347	
2 - 1:17.526	7 - 1:16.982	
3 - 1:16.063	8 - 1:14.809	
4 - 1:15.668	9 - <b>1:14.578</b>	
5 - 1:16.431		

CAR 115 - PLEASE MAKE NUMBER CLEARER  
Weather/Track: Cloud / Damp



**Walter Hayes Trophy**  
**GRID FOR RACE 3 - Silverstone 5/6 November 2011**

ROW 8	8   BRADLEY	33   MCGRILLEN
ROW 7	42   STOTEN	64   LEGGET
ROW 6	115   HOPES	47   DEAN
ROW 5	119   CAMPBELL	58   MATOS
ROW 4	61   HIGGINS	96   FOX
ROW 3	90   BARNETT	89   HORWOOD
ROW 2	15   MCARTHUR	111   NORTON
ROW 1	66   MCMULLAN	101   MIDDLEHURST
		POLE



**CAR 115 - PLEASE MAKE NUMBER CLEARER**

**Weather/Track: Cloud / Damp**

**These results are provisional until the conclusion of any judicial and technical matters.**

Silverstone

Circuit Length = 1.6390 miles.

Start: 09:32 End: 09:42

Clerk of the Course:

Timekeeper:

**Walter Hayes Trophy**  
**QUALIFYING - RACE 5 - Silverstone 5/6 November 2011**

POS	NO	CL	DRIVER	NAT	CAR	TIME	LAPS	GAP	MPH
1	72		<b>Morgan DEMPSEY</b>		Van Diemen LA10	1:09.845	9		84.47
2	22		<b>Trent HINDMAN</b>		Ray GR08	1:10.229	9	0.384	84.01
3	77		<b>Gaius GHINN</b>		Van Diemen RF00	1:11.371	9	1.526	82.67
4	117		<b>Michael MOYERS</b>		Swift SC92	1:11.430	9	1.585	82.60
5	65		<b>Tim REYNOLDS</b>		Spectrum 11C	1:11.703	9	1.858	82.28
6	86		<b>Neil WINN</b>		Van Diemen RF99	1:12.105	9	2.260	81.83
7	26		<b>Nigel THOMPSON</b>		Van Diemen RF88	1:13.015	9	3.170	80.81
8	93		<b>Nigel BANCROFT</b>		Merlyn Mk20	1:17.229	9	7.384	76.40
9	20		<b>David JERMY</b>		Van Diemen RF90	1:17.970	8	8.125	75.67
10	84		<b>Stephen BRACEGIRDLE</b>		Van Diemen RF89	1:17.994	8	8.149	75.65
11	71		<b>Stephen GIBBINS</b>		Van Diemen RF01	1:18.696	8	8.851	74.97
12	95		<b>Steve ROBERTS</b>		Van Diemen RF87	1:19.654	8	9.809	74.07
13	51		<b>Peter HANNAM</b>		Laser MD86	7:23.830	1	6:13.985	13.29

Cars 12 and 143 excluded (Q 14.5.D & C 2.7.4)

Weather/Track: Cloud / Damp

These results are provisional until the conclusion of any judicial and technical matters.

Silverstone

Circuit Length = 1.6390 miles.

Start: 10:16 End: 10:26

Clerk of the Course:		Timekeeper:
----------------------	--	-------------

## Walter Hayes Trophy

### QUALIFYING LAP ANALYSIS - RACE 5 - Silverstone 5/6 November 2011

<b>12</b>	<b>Adrian CAMPFIELD</b>	Spectrum 011C
1 - 7:05.388	6 - 1:09.998	
2 - 1:11.842	7 - 1:11.092	
3 - 1:11.024	8 - 1:09.478	
4 - 1:10.709	9 - 1:09.642	
5 - 1:10.100	10 - <b>1:09.450</b>	
<b>20</b>	<b>David JERMY</b>	Van Diemen RF90
1 - 7:16.035	6 - 1:18.659	
2 - 1:22.874	7 - 1:18.611	
3 - 1:22.690	8 - <b>1:17.970</b>	
4 - 1:32.121		
5 - 1:19.152		
<b>22</b>	<b>Trent HINDMAN</b>	Ray GR08
1 - 7:16.641	6 - 1:10.788	
2 - 1:14.796	7 - 1:11.187	
3 - 1:13.815	8 - <b>1:10.229</b>	
4 - 1:17.809	9 - 1:11.076	
5 - 1:12.030		
<b>26</b>	<b>Nigel THOMPSON</b>	Van Diemen RF88
1 - 7:22.866	6 - 1:14.188	
2 - 1:21.463	7 - 1:17.890	
3 - 1:16.260	8 - <b>1:13.015</b>	
4 - 1:14.879	9 - 1:13.513	
5 - 1:13.739		
<b>51</b>	<b>Peter HANNAM</b>	Laser MD86
1 - <b>7:23.830</b>		
<b>65</b>	<b>Tim REYNOLDS</b>	Spectrum 11C
1 - 7:11.327	6 - 1:12.178	
2 - 1:17.336	7 - 1:12.192	
3 - 1:15.786	8 - <b>1:11.703</b>	
4 - 1:13.285	9 - 1:12.490	
5 - 1:12.495		

Weather/Track: Cloud / Damp

www.mstworld.com

Page 1 of 3

Silverstone  
Circuit Length = 1.6390 miles.  
Start: 10:16 End: 10:26

Printed - 10:30 Saturday, 05 November 2011

# Walter Hayes Trophy

## QUALIFYING LAP ANALYSIS - RACE 5 - Silverstone 5/6 November 2011

(contd.)

<b>71</b>	<b>Stephen GIBBINS</b>	Van Diemen RF01
1 - 7:13.484	6 - 1:20.996	
2 - 1:24.782	7 - 1:20.451	
3 - 1:24.715	8 - <b>1:18.696</b>	
4 - 1:24.715		
5 - 1:22.528		
<b>72</b>	<b>Morgan DEMPSEY</b>	Van Diemen LA10
1 - 7:13.817	6 - 1:11.549	
2 - 1:14.863	7 - 1:10.982	
3 - 1:16.069	8 - <b>1:09.845</b>	
4 - 1:12.372	9 - 1:09.927	
5 - 1:11.450		
<b>77</b>	<b>Gaius GHINN</b>	Van Diemen RF00
1 - 7:12.455	6 - 1:12.260	
2 - 1:16.755	7 - 1:12.103	
3 - 1:17.018	8 - 1:11.710	
4 - 1:13.631	9 - <b>1:11.371</b>	
5 - 1:13.445		
<b>84</b>	<b>Stephen BRACEGIRDLE</b>	Van Diemen RF89
1 - 7:20.871	6 - 1:20.064	
2 - 1:28.941	7 - 1:19.971	
3 - 1:25.920	8 - <b>1:17.994</b>	
4 - 1:21.217		
5 - 1:20.452		
<b>86</b>	<b>Neil WINN</b>	Van Diemen RF99
1 - 7:07.964	6 - 1:15.631	
2 - 1:16.112	7 - 1:13.387	
3 - 1:16.197	8 - <b>1:12.105</b>	
4 - 1:16.677	9 - 1:13.056	
5 - 1:31.267		
<b>93</b>	<b>Nigel BANCROFT</b>	Merlyn Mk20
1 - 7:09.307	6 - 1:21.657	
2 - 1:19.201	7 - 1:17.682	
3 - 1:20.403	8 - 1:17.770	
4 - 1:18.894	9 - <b>1:17.229</b>	
5 - 1:18.414		

Weather/Track: Cloud / Damp

## Walter Hayes Trophy

### QUALIFYING LAP ANALYSIS - RACE 5 - Silverstone 5/6 November 2011

(contd.)

<b>95</b>	<b>Steve ROBERTS</b>	Van Diemen RF87
1 - 7:17.839	6 - 1:20.522	
2 - 1:23.415	7 - <b>1:19.654</b>	
3 - 1:21.051	8 - 1:19.896	
4 - 1:20.952		
5 - 1:19.832		
<b>117</b>	<b>Michael MOYERS</b>	Swift SC92
1 - 7:20.282	6 - 1:12.076	
2 - 1:17.073	7 - <b>1:11.430</b>	
3 - 1:13.995	8 - 1:12.005	
4 - 1:13.359	9 - 1:11.672	
5 - 1:11.909		
<b>143</b>	<b>Tom BRADSHAW</b>	Van Diemen RF04
1 - 7:06.020	6 - 1:10.887	
2 - 1:12.532	7 - 1:10.710	
3 - 1:14.072	8 - 1:11.216	
4 - 1:11.239	9 - <b>1:10.468</b>	
5 - 1:11.177	10 - 1:10.475	

Weather/Track: Cloud / Damp

[www.mstworld.com](http://www.mstworld.com)


Page 3 of 3

Silverstone  
Circuit Length = 1.6390 miles.  
Start: 10:16 End: 10:26

Printed - 10:30 Saturday, 05 November 2011

**Walter Hayes Trophy**  
**GRID FOR RACE 5 - Silverstone 5/6 November 2011**

ROW 8		+10 Seconds	143 BRADSHAW		
ROW 7		+10 Seconds	12 CAMPFIELD	51 HANNAM	
ROW 6	95	ROBERTS	71	GIBBINS	
ROW 5		84	BRACEGIRDLE	20	JERMY
ROW 4	93	BANCROFT	26	THOMPSON	
ROW 3		86	WINN	65	REYNOLDS
ROW 2	117	MOYERS	77	GHINN	
ROW 1		22	HINDMAN	72	DEMPSEY
					POLE



Cars 12 and 143 excluded (Q 14.5.D & C 2.7.4) - Start from back of grid

Weather/Track: Cloud / Damp

These results are provisional until the conclusion of any judicial and technical matters.

Silverstone

Circuit Length = 1.6390 miles.

Start: 10:16 End: 10:26

Clerk of the Course:

Timekeeper:

# Walter Hayes Trophy

## QUALIFYING - RACE 6 (HEAT 5) - Silverstone 5/6 November 2011

POS	NO	CL	DRIVER	NAT	CAR	TIME	LAPS	GAP	MPH
1	36		Cormac O'NEILL		Ray GR08	1:09.746	9		84.59
2	6		Michael VERGERS		Van Diemen RF92	1:09.809	10	0.063	84.52
3	50		Jay BRIDGER		Ray Grs 07	1:10.172	9	0.426	84.08
4	34		Jason COOPER		Van Diemen RF89	1:10.887	9	1.141	83.23
5	37		Rob SMITH		Van Diemen RF99	1:11.478	9	1.732	82.54
6	188		Oliver WHITE		Van Diemen RF01	1:11.484	9	1.738	82.54
7	4		David QUINN		Van Diemen RF99	1:11.524	9	1.778	82.49
8	40		Dave COYNE		Swift SC92F	1:11.629	9	1.883	82.37
9	25		Ed MOORE		Ray GR11	1:11.680	9	1.934	82.31
10	3		Simon HADFIELD		Van Diemen RF91	1:11.866	9	2.120	82.10
11	69		Stephen HAGAN		Reynard FF88	1:12.681	9	2.935	81.18
12	32		Scott MOAKES		Ray Kent	1:13.945	9	4.199	79.79
13	63		Bob HIGGINS		Van Diemen RF01	1:14.113	9	4.367	79.61
14	46		Martin PIERACCINI		Van Diemen RF90	1:14.698	9	4.952	78.99
15	75		John MURPHY		Ray 8	1:17.165	4	7.419	76.46
16	16		James BECKETT		Van Diemen RF78	1:21.076	8	11.330	72.77
17	88		Don BOYACK		Van Diemen RF88	1:22.142	8	12.396	71.83

**CAR 3 - NO WORKING TRANSPONDER**

**Weather/Track: Cloud / Damp**

**These results are provisional until the conclusion of any judicial and technical matters.**

Silverstone

Circuit Length = 1.6390 miles.

Start: 10:33 End: 10:43

Clerk of the Course:

Timekeeper:

## Walter Hayes Trophy

### QUALIFYING LAP ANALYSIS - RACE 6 (HEAT 5) - Silverstone 5/6 November 2011

<b>3</b>	<b>Simon HADFIELD</b>	Van Diemen RF91
1 - 8:54.481	6 - 1:12.843	
2 - 1:13.726	7 - 1:13.434	
3 - 1:13.641	8 - <b>1:11.866</b>	
4 - 1:16.746	9 - 1:12.573	
5 - 1:13.620		
<b>4</b>	<b>David QUINN</b>	Van Diemen RF99
1 - 8:54.822	6 - 1:12.314	
2 - 1:18.181	7 - 1:12.014	
3 - 1:13.586	8 - <b>1:11.524</b>	
4 - 1:14.304	9 - 1:11.933	
5 - 1:12.250		
<b>6</b>	<b>Michael VERGERS</b>	Van Diemen RF92
1 - 8:44.114	6 - 1:10.899	
2 - 1:12.061	7 - 1:10.318	
3 - 1:10.637	8 - 1:10.026	
4 - 1:11.631	9 - 1:10.064	
5 - 1:13.025	10 - <b>1:09.809</b>	
<b>16</b>	<b>James BECKETT</b>	Van Diemen RF78
1 - 9:05.589	6 - 1:23.935	
2 - 1:30.850	7 - <b>1:21.076</b>	
3 - 1:22.978	8 - 1:22.141	
4 - 1:24.588		
5 - 1:27.001		
<b>25</b>	<b>Ed MOORE</b>	Ray GR11
1 - 8:48.077	6 - 1:13.297	
2 - 1:17.266	7 - 1:12.676	
3 - 1:16.892	8 - <b>1:11.680</b>	
4 - 1:14.834	9 - 1:12.039	
5 - 1:13.920		
<b>32</b>	<b>Scott MOAKES</b>	Ray Kent
1 - 8:44.477	6 - 1:15.088	
2 - 1:16.505	7 - 1:14.203	
3 - 1:14.738	8 - 1:14.067	
4 - 1:14.778	9 - 1:14.542	
5 - <b>1:13.945</b>		

CAR 3 - NO WORKING TRANSPONDER  
Weather/Track: Cloud / Damp



# Walter Hayes Trophy

## QUALIFYING LAP ANALYSIS - RACE 6 (HEAT 5) - Silverstone 5/6 November 2011

(contd.)

<b>34</b>	<b>Jason COOPER</b>	Van Diemen RF89
1 - 8:46.018	6 - 1:13.726	
2 - 1:13.515	7 - 1:13.405	
3 - 1:13.532	8 - <b>1:10.887</b>	
4 - 1:12.451	9 - 1:11.529	
5 - 1:11.926		
<b>36</b>	<b>Cormac O'NEILL</b>	Ray GR08
1 - 9:26.236	6 - 1:10.718	
2 - 1:24.252	7 - 1:10.245	
3 - 1:11.510	8 - 1:11.677	
4 - 1:11.431	9 - <b>1:09.746</b>	
5 - 1:14.176		
<b>37</b>	<b>Rob SMITH</b>	Van Diemen RF99
1 - 8:48.926	6 - 1:11.798	
2 - 1:14.491	7 - 1:11.761	
3 - 1:12.397	8 - <b>1:11.478</b>	
4 - 1:12.441	9 - 1:16.027	
5 - 1:11.717		
<b>40</b>	<b>Dave COYNE</b>	Swift SC92F
1 - 8:53.140	6 - 1:11.939	
2 - 1:14.552	7 - 1:11.931	
3 - 1:13.780	8 - <b>1:11.629</b>	
4 - 1:12.569	9 - 1:16.688	
5 - 1:12.964		
<b>46</b>	<b>Martin PIERACCINI</b>	Van Diemen RF90
1 - 8:54.421	6 - 1:16.409	
2 - 1:29.508	7 - 1:16.176	
3 - 1:16.922	8 - 1:14.755	
4 - 1:17.923	9 - <b>1:14.698</b>	
5 - 1:16.530		
<b>50</b>	<b>Jay BRIDGER</b>	Ray Grs 07
1 - 8:50.722	6 - 1:11.332	
2 - 1:15.053	7 - 1:10.565	
3 - 1:14.213	8 - <b>1:10.172</b>	
4 - 1:12.366	9 - 1:12.822	
5 - 1:16.676		

CAR 3 - NO WORKING TRANSPONDER  
Weather/Track: Cloud / Damp

## Walter Hayes Trophy

### QUALIFYING LAP ANALYSIS - RACE 6 (HEAT 5) - Silverstone 5/6 November 2011

(contd.)


<b>63</b>	<b>Bob HIGGINS</b>	Van Diemen RF01
1 - 8:47.948	6 - 1:14.672	
2 - 1:16.770	7 - 1:39.866	
3 - 1:15.838	8 - 1:14.124	
4 - 1:24.740	9 - <b>1:14.113</b>	
5 - 1:14.977		
<b>69</b>	<b>Stephen HAGAN</b>	Reynard FF88
1 - 8:58.035	6 - 1:21.276	
2 - 1:21.374	7 - 1:15.976	
3 - 1:17.587	8 - 1:14.944	
4 - 1:22.648	9 - <b>1:12.681</b>	
5 - 1:21.913		
<b>75</b>	<b>John MURPHY</b>	Ray 8
1 - 9:16.019		
2 - 1:19.258		
3 - 1:17.991		
4 - <b>1:17.165</b>		
<b>88</b>	<b>Don BOYACK</b>	Van Diemen RF88
1 - 9:00.786	6 - <b>1:22.142</b>	
2 - 1:25.214	7 - 1:23.091	
3 - 1:23.370	8 - 1:23.441	
4 - 1:24.083		
5 - 1:24.426		
<b>188</b>	<b>Oliver WHITE</b>	Van Diemen RF01
1 - 8:48.482	6 - <b>1:11.484</b>	
2 - 1:14.206	7 - 1:14.428	
3 - 1:13.508	8 - 1:11.775	
4 - 1:13.615	9 - 1:15.930	
5 - 1:13.240		

CAR 3 - NO WORKING TRANSPONDER  
Weather/Track: Cloud / Damp

# Walter Hayes Trophy

## GRID FOR RACE 6 (HEAT 5) - Silverstone 5/6 November 2011

ROW 9		88 BOYACK	
ROW 8	16 BECKETT		75 MURPHY
ROW 7		46 PIERACCINI	63 HIGGINS
ROW 6	32 MOAKES		69 HAGAN
ROW 5		3 HADFIELD	25 MOORE
ROW 4	40 COYNE		4 QUINN
ROW 3		188 WHITE	37 SMITH
ROW 2	34 COOPER		50 BRIDGER
ROW 1		6 VERGERS	36 O'NEILL
			POLE



**CAR 3 - NO WORKING TRANSPONDER**

**Weather/Track: Cloud / Damp**

**These results are provisional until the conclusion of any judicial and technical matters.**

Silverstone

Circuit Length = 1.6390 miles.

Start: 10:33 End: 10:43

Clerk of the Course:

Timekeeper:

# Walter Hayes Trophy

## QUALIFYING - RACE 8 (HEAT 6) - Silverstone 5/6 November 2011

POS	NO	CL	DRIVER	NAT	CAR	TIME	LAPS	GAP	MPH
1	81		Josh FISHER		Van Diemen RF05	1:07.387	10		87.56
2	27		Ivor MCCULLOUGH		Van Diemen RF00	1:07.412	10	0.025	87.52
3	98		Neil FOWLER		Reynard 89	1:08.612	9	1.225	85.99
4	56		Roger ORGEE		Van Diemen RF00	1:08.758	10	1.371	85.81
5	41		David GRADY		Van Diemen RF02	1:09.155	10	1.768	85.32
6	10		Miles JOHNSTON		Mygale SJ01	1:10.046	9	2.659	84.23
7	24		Paul MASON		Swift SC94	1:10.592	9	3.205	83.58
8	9		Nick JONES		Spectrum O11C	1:11.286	9	3.899	82.77
9	97		James HARVEY		Ray GR05	1:11.506	9	4.119	82.51
10	23		John FARRELL		Reynard 89FF	1:11.512	9	4.125	82.50
11	73		Kevin DONNELLY		Van Diemen RF88	1:12.244	9	4.857	81.67
12	30		Nigel DOE		Van Diemen RF90	1:12.544	9	5.157	81.33
13	91		Steve HARE		Van Diemen RF90	1:13.089	9	5.702	80.72
14	17		Andrew MACGREGOR		Van Diemen RF86	1:13.444	9	6.057	80.33
15	38		Andrew THOMAS		Reynard 89FF	1:13.879	9	6.492	79.86
16	99		Adrian HAMILTON		Van Diemen RF99	1:14.925	9	7.538	78.75
17	621		Dave MORGAN		Royale RP21	1:20.724	8	13.337	73.09

Weather/Track: Cloud / Damp

These results are provisional until the conclusion of any judicial and technical matters.

Silverstone

Circuit Length = 1.6390 miles.

Start: 11:14 End: 11:24

Clerk of the Course:

Timekeeper:

## Walter Hayes Trophy

### QUALIFYING LAP ANALYSIS - RACE 8 (HEAT 6) - Silverstone 5/6 November 2011

<b>9</b>	<b>Nick JONES</b>	Spectrum O11C
1 - X:00.000	6 - 1:11.993	
2 - 1:14.424	7 - <b>1:11.286</b>	
3 - 1:13.491	8 - 1:11.668	
4 - 1:12.356	9 - 1:11.400	
5 - 1:11.659		
<b>10</b>	<b>Miles JOHNSTON</b>	Mygale SJ01
1 - X:00.000	6 - 1:11.894	
2 - 1:13.955	7 - <b>1:10.046</b>	
3 - 1:13.146	8 - 1:11.518	
4 - 1:27.417	9 - 1:11.106	
5 - 1:12.908		
<b>17</b>	<b>Andrew MACGREGOR</b>	Van Diemen RF86
1 - X:00.000	6 - 1:15.468	
2 - 1:19.026	7 - 1:14.431	
3 - 1:16.118	8 - 1:13.823	
4 - 1:16.282	9 - <b>1:13.444</b>	
5 - 1:14.086		
<b>23</b>	<b>John FARRELL</b>	Reynard 89FF
1 - X:00.000	6 - 1:12.278	
2 - 1:18.401	7 - 1:11.653	
3 - 1:15.804	8 - <b>1:11.512</b>	
4 - 1:12.779	9 - 1:11.636	
5 - 1:12.113		
<b>24</b>	<b>Paul MASON</b>	Swift SC94
1 - X:00.000	6 - <b>1:10.592</b>	
2 - 1:15.472	7 - 1:10.739	
3 - 1:13.928	8 - 1:10.970	
4 - 1:14.582	9 - 1:10.674	
5 - 1:11.583		
<b>27</b>	<b>Ivor MCCULLOUGH</b>	Van Diemen RF00
1 - X:00.000	6 - 1:08.512	
2 - 1:14.046	7 - 1:07.859	
3 - 1:11.716	8 - 1:08.131	
4 - 1:09.859	9 - 1:08.198	
5 - 1:08.572	10 - <b>1:07.412</b>	

Weather/Track: Cloud / Damp

www.mstworld.com

Page 1 of 3

Silverstone  
Circuit Length = 1.6390 miles.  
Start: 11:14 End: 11:24

Printed - 11:29 Saturday, 05 November 2011

# Walter Hayes Trophy

## QUALIFYING LAP ANALYSIS - RACE 8 (HEAT 6) - Silverstone 5/6 November 2011

(contd.)

<b>30</b>	<b>Nigel DOE</b>	Van Diemen RF90
1 - X:00.000	6 - 1:12.645	
2 - 1:17.212	7 - <b>1:12.544</b>	
3 - 1:15.683	8 - 1:12.755	
4 - 1:18.930	9 - 1:22.601	
5 - 1:15.669		
<b>38</b>	<b>Andrew THOMAS</b>	Reynard 89FF
1 - X:00.000	6 - 1:15.600	
2 - 1:16.366	7 - 1:14.530	
3 - 1:26.114	8 - 1:14.892	
4 - 1:17.228	9 - <b>1:13.879</b>	
5 - 1:15.510		
<b>41</b>	<b>David GRADY</b>	Van Diemen RF02
1 - X:00.000	6 - 1:09.509	
2 - 1:12.432	7 - 1:09.323	
3 - 1:11.453	8 - 1:13.548	
4 - 1:10.355	9 - 1:09.268	
5 - 1:10.443	10 - <b>1:09.155</b>	
<b>56</b>	<b>Roger ORGEE</b>	Van Diemen RF00
1 - X:00.000	6 - 1:10.412	
2 - 1:14.458	7 - 1:09.710	
3 - 1:11.812	8 - 1:09.445	
4 - 1:10.973	9 - 1:10.688	
5 - 1:10.216	10 - <b>1:08.758</b>	
<b>73</b>	<b>Kevin DONNELLY</b>	Van Diemen RF88
1 - X:00.000	6 - 1:13.199	
2 - 1:19.366	7 - 1:13.948	
3 - 1:15.570	8 - 1:13.477	
4 - 1:15.925	9 - <b>1:12.244</b>	
5 - 1:13.453		
<b>81</b>	<b>Josh FISHER</b>	Van Diemen RF05
1 - X:00.000	6 - 1:08.754	
2 - 1:14.799	7 - 1:08.152	
3 - 1:10.201	8 - 1:08.450	
4 - 1:09.864	9 - 1:07.760	
5 - 1:08.952	10 - <b>1:07.387</b>	

Weather/Track: Cloud / Damp

www.mstworld.com

Page 2 of 3

Silverstone  
Circuit Length = 1.6390 miles.  
Start: 11:14 End: 11:24

Printed - 11:29 Saturday, 05 November 2011

## Walter Hayes Trophy

### QUALIFYING LAP ANALYSIS - RACE 8 (HEAT 6) - Silverstone 5/6 November 2011

(contd.)

<b>91</b>	<b>Steve HARE</b>	Van Diemen RF90
1 - X:00.000	6 - 1:14.088	
2 - 1:17.569	7 - 1:13.968	
3 - 1:13.568	8 - 1:13.584	
4 - 1:14.140	9 - 1:13.373	
5 - <b>1:13.089</b>		
<b>97</b>	<b>James HARVEY</b>	Ray GR05
1 - X:00.000	6 - 1:13.363	
2 - 1:21.857	7 - 1:13.687	
3 - 1:25.494	8 - <b>1:11.506</b>	
4 - 1:14.805	9 - 1:14.445	
5 - 1:14.077		
<b>98</b>	<b>Neil FOWLER</b>	Reynard 89
1 - X:00.000	6 - 1:09.934	
2 - 1:18.789	7 - 1:09.001	
3 - 1:12.168	8 - 1:10.929	
4 - 1:10.956	9 - <b>1:08.612</b>	
5 - 1:10.876		
<b>99</b>	<b>Adrian HAMILTON</b>	Van Diemen RF99
1 - X:00.000	6 - 1:16.159	
2 - 1:16.674	7 - 1:15.663	
3 - 1:17.817	8 - <b>1:14.925</b>	
4 - 1:15.861	9 - 1:15.393	
5 - 1:15.682		
<b>621</b>	<b>Dave MORGAN</b>	Royale RP21
1 - X:00.000	6 - 1:21.579	
2 - 1:28.527	7 - 1:22.343	
3 - 1:25.855	8 - <b>1:20.724</b>	
4 - 1:24.292		
5 - 1:31.441		

Weather/Track: Cloud / Damp

[www.mstworld.com](http://www.mstworld.com)

Page 3 of 3


Silverstone  
Circuit Length = 1.6390 miles.  
Start: 11:14 End: 11:24

Printed - 11:29 Saturday, 05 November 2011

# Walter Hayes Trophy

## GRID FOR RACE 8 (HEAT 6) - Silverstone 5/6 November 2011

ROW 9		621	MORGAN		
ROW 8	99	HAMILTON	38	THOMAS	
ROW 7		17	MACGREGOR	91	HARE
ROW 6	30	DOE	73	DONNELLY	
ROW 5		23	FARRELL	97	HARVEY
ROW 4	9	JONES	24	MASON	
ROW 3		10	JOHNSTON	41	GRADY
ROW 2	56	ORGEE	98	FOWLER	
ROW 1		27	MCCULLOUGH	81	FISHER
					POLE



Weather/Track: Cloud / Damp

These results are provisional until the conclusion of any judicial and technical matters.

Silverstone  
Circuit Length = 1.6390 miles.  
Start: 11:14 End: 11:24

Clerk of the Course:

Timekeeper:



# Walter Hayes Trophy

## RACE 1 (HEAT 1) CLASSIFICATION - Silverstone 5/6 November 2011

POS	NO	CL	DRIVER	NAT	CAR	TIME	LAPS	GAP	MPH	BEST
1	21		Neil ALBERICO		Ray GR08	9:04.389	8		87.03	1:07.046
2	2		Felix FISHER		Van Diemen RF00	9:11.342	8	6.953	85.93	1:07.529
3	49		Abdul AHMED		Ray GRK09	9:12.387	8	7.998	85.77	1:07.833
4	43		Luke COOPER		Swift SC92	9:14.646	8	10.257	85.42	1:08.318
5	112		Noel DUNNE		Van Diemen RF91	9:21.406	8	17.017	84.39	1:08.219
6	67		Emmet GLYNN		Ray GR507	9:28.313	8	23.924	83.36	1:09.266
7	87		Ashley CLIFFORD		Mygale RF88	9:28.518	8	24.129	83.33	1:09.130
8	157		Austin KIMBERLEY		Van Diemen RF03	9:28.997	8	24.608	83.26	1:09.509
9	107		Klaus DIETER-HACKEL		Van Diemen RF92	9:32.087	8	27.698	82.81	1:08.975
10	44		Matthew DEAN		Reynard RF88	9:39.091	8	34.702	81.81	1:10.195
11	45		Steve CHAPMAN		Van Diemen RF02	9:47.427	8	43.038	80.65	1:11.960
12	57		David WILD		Reynard 89	9:47.555	8	43.166	80.63	1:09.660
13	78		Joseph WALTON		Ray GR11	9:50.016	8	45.627	80.30	1:09.251
14	19		Richard HIGGINS		Van Diemen RF99	10:01.866	8	57.477	78.72	1:12.693
15	18		Paul HUBBARD		Crossle 25F	10:02.585	8	58.196	78.62	1:12.319
16	29		Peter SIKSTROM		Van Diemen VD79	9:15.333	7	1 LAP	74.69	1:15.277
17	31		Peter HILL-KING		Swift	9:24.632	7	1 LAP	73.46	1:16.574

FASTEST LAP									
21			Neil ALBERICO		Ray GR08	1:07.046	8	88.00mph	141.63kph

Weather/Track: Cloud / Damp

These results are provisional until the conclusion of any judicial and technical matters.

Silverstone  
Circuit Length = 1.6390 miles.  
Start: 11:41 End: 11:50

Clerk of the Course:

Timekeeper:

## Walter Hayes Trophy

### LAP ANALYSIS - RACE 1 (HEAT 1) - Silverstone 5/6 November 2011

<b>2</b>	<b>Felix FISHER</b>	Van Diemen RF00
1 - 1:13.231	6 - 1:07.913	
2 - 1:09.106	7 - 1:07.817	
3 - 1:09.928	8 - <b>1:07.529</b>	
4 - 1:07.890		
5 - 1:07.928		
<b>18</b>	<b>Paul HUBBARD</b>	Crossle 25F
1 - 1:25.609	6 - <b>1:12.319</b>	
2 - 1:15.343	7 - 1:13.508	
3 - 1:14.935	8 - 1:13.077	
4 - 1:14.222		
5 - 1:13.572		
<b>19</b>	<b>Richard HIGGINS</b>	Van Diemen RF99
1 - 1:25.370	6 - 1:13.451	
2 - 1:15.271	7 - 1:13.335	
3 - 1:14.737	8 - 1:13.067	
4 - 1:13.942		
5 - <b>1:12.693</b>		
<b>21</b>	<b>Neil ALBERICO</b>	Ray GR08
1 - 1:11.844	6 - 1:07.375	
2 - 1:08.069	7 - 1:07.491	
3 - 1:07.746	8 - <b>1:07.046</b>	
4 - 1:07.473		
5 - 1:07.345		
<b>29</b>	<b>Peter SIKSTROM</b>	Van Diemen VD79
1 - 1:30.672	6 - 1:16.887	
2 - 1:20.889	7 - 1:17.345	
3 - 1:18.087		
4 - 1:16.176		
5 - <b>1:15.277</b>		
<b>31</b>	<b>Peter HILL-KING</b>	Swift
1 - 1:30.492	6 - 1:18.786	
2 - 1:21.497	7 - <b>1:16.574</b>	
3 - 1:20.124		
4 - 1:18.110		
5 - 1:19.049		

Weather/Track: Cloud / Damp

# Walter Hayes Trophy

## LAP ANALYSIS - RACE 1 (HEAT 1) - Silverstone 5/6 November 2011

(contd.)

<b>43</b>	<b>Luke COOPER</b>	Swift SC92
1 - 1:13.189	6 - 1:08.461	
2 - 1:09.649	7 - <b>1:08.318</b>	
3 - 1:09.167	8 - 1:08.440	
4 - 1:08.884		
5 - 1:08.538		
<b>44</b>	<b>Matthew DEAN</b>	Reynard RF88
1 - 1:23.442	6 - 1:10.439	
2 - 1:12.636	7 - 1:10.258	
3 - 1:10.885	8 - <b>1:10.195</b>	
4 - 1:10.630		
5 - 1:10.606		
<b>45</b>	<b>Steve CHAPMAN</b>	Van Diemen RF02
1 - 1:18.297	6 - 1:12.577	
2 - <b>1:11.960</b>	7 - 1:12.995	
3 - 1:12.600	8 - 1:13.351	
4 - 1:12.895		
5 - 1:12.752		
<b>49</b>	<b>Abdul AHMED</b>	Ray GRK09
1 - 1:14.055	6 - <b>1:07.833</b>	
2 - 1:09.224	7 - 1:08.410	
3 - 1:08.275	8 - 1:08.439	
4 - 1:08.143		
5 - 1:08.008		
<b>57</b>	<b>David WILD</b>	Reynard 89
1 - 1:18.836	6 - 1:10.498	
2 - 1:23.093	7 - 1:10.452	
3 - 1:12.529	8 - <b>1:09.660</b>	
4 - 1:11.231		
5 - 1:11.256		
<b>67</b>	<b>Emmet GLYNN</b>	Ray GR507
1 - 1:15.806	6 - 1:09.503	
2 - 1:10.956	7 - 1:09.772	
3 - 1:10.529	8 - <b>1:09.266</b>	
4 - 1:10.806		
5 - 1:11.675		

Weather/Track: Cloud / Damp

www.mstworld.com

Page 2 of 3

Silverstone  
Circuit Length = 1.6390 miles.  
Start: 11:41 End: 11:50

Printed - 11:53 Saturday, 05 November 2011

## Walter Hayes Trophy

### LAP ANALYSIS - RACE 1 (HEAT 1) - Silverstone 5/6 November 2011

(contd.)

<b>78</b>	<b>Joseph WALTON</b>	Ray GR11
1 - 1:23.423	6 - 1:10.179	
2 - 1:18.809	7 - 1:09.433	
3 - 1:11.905	8 - <b>1:09.251</b>	
4 - 1:17.101		
5 - 1:09.915		
<b>87</b>	<b>Ashley CLIFFORD</b>	Mygale RF88
1 - 1:20.309	6 - 1:09.369	
2 - 1:10.166	7 - 1:09.563	
3 - 1:10.538	8 - <b>1:09.130</b>	
4 - 1:10.060		
5 - 1:09.383		
<b>107</b>	<b>Klaus DIETER-HACKEL</b>	Van Diemen RF92
1 - 1:19.127	6 - 1:09.807	
2 - 1:11.278	7 - 1:09.902	
3 - 1:12.099	8 - <b>1:08.975</b>	
4 - 1:10.883		
5 - 1:10.016		
<b>112</b>	<b>Noel DUNNE</b>	Van Diemen RF91
1 - 1:18.734	6 - 1:08.598	
2 - 1:09.727	7 - <b>1:08.219</b>	
3 - 1:10.054	8 - 1:08.257	
4 - 1:08.866		
5 - 1:08.951		
<b>157</b>	<b>Austin KIMBERLEY</b>	Van Diemen RF03
1 - 1:15.059	6 - 1:09.884	
2 - 1:11.158	7 - 1:10.463	
3 - 1:11.959	8 - <b>1:09.509</b>	
4 - 1:10.750		
5 - 1:10.215		

Weather/Track: Cloud / Damp

[www.mstworld.com](http://www.mstworld.com)

Page 3 of 3

Silverstone  
Circuit Length = 1.6390 miles.  
Start: 11:41 End: 11:50  
Printed - 11:53 Saturday, 05 November 2011

# Walter Hayes Trophy

## LAP CHART - RACE 1 (HEAT 1) - Silverstone 5/6 November 2011

Lap 1			Lap 2			Lap 3			Lap 4			Lap 5		
No	Behind	Laptime	No	Behind	Laptime	No	Behind	Laptime	No	Behind	Laptime	No	Behind	Laptime
21		1:11.844	21		1:08.069	21		1:07.746	21		1:07.473	21		1:07.345
43	1.345	1:13.189	2	2.424	1:09.106	49	3.895	1:08.275	49	4.565	1:08.143	49	5.228	1:08.008
2	1.387	1:13.231	43	2.925	1:09.649	43	4.346	1:09.167	2	5.023	1:07.890	2	5.606	1:07.928
49	2.211	1:14.055	49	3.366	1:09.224	2	4.606	1:09.928	43	5.757	1:08.884	43	6.950	1:08.538
157	3.215	1:15.059	157	6.304	1:11.158	67	9.632	1:10.529	112	12.249	1:08.866	112	13.855	1:08.951
67	3.962	1:15.806	67	6.849	1:10.956	157	10.517	1:11.959	67	12.965	1:10.806	157	16.664	1:10.215
45	6.453	1:18.297	112	8.548	1:09.727	112	10.856	1:10.054	157	13.794	1:10.750	67	17.295	1:11.675
112	6.890	1:18.734	45	10.344	1:11.960	87	13.354	1:10.538	87	15.941	1:10.060	87	17.979	1:09.383
57	6.992	1:18.836	107	10.492	1:11.278	107	14.845	1:12.099	107	18.255	1:10.883	107	20.926	1:10.016
107	7.283	1:19.127	87	10.562	1:10.166	45	15.198	1:12.600	45	20.620	1:12.895	44	25.722	1:10.606
87	8.465	1:20.309	44	16.165	1:12.636	44	19.304	1:10.885	44	22.461	1:10.630	45	26.027	1:12.752
44	11.598	1:23.442	19	20.728	1:15.271	78	26.478	1:11.905	57	30.557	1:11.231	57	34.468	1:11.256
78	11.579	1:23.423	18	21.039	1:15.343	57	26.799	1:12.529	19	34.188	1:13.942	78	38.676	1:09.915
19	13.526	1:25.370	57	22.016	1:23.093	19	27.719	1:14.737	18	34.977	1:14.222	19	39.536	1:12.693
18	13.765	1:25.609	78	22.319	1:18.809	18	28.228	1:14.935	78	36.106	1:17.101	18	41.204	1:13.572
31	18.648	1:30.492	29	31.648	1:20.889	29	41.989	1:18.087	29	50.692	1:16.176	29	58.624	1:15.277
29	18.828	1:30.672	31	32.076	1:21.497	31	44.454	1:20.124	31	55.091	1:18.110	31	1:06.795	1:19.049

Weather/Track: Cloud / Damp

www.mstworld.com

Page 1 of 2

Silverstone  
Circuit Length = 1.6390 miles.  
Start: 11:41 End: 11:50

Printed - 11:53 Saturday, 05 November 2011

# Walter Hayes Trophy

## LAP CHART - RACE 1 (HEAT 1) - Silverstone 5/6 November 2011

(contd.)

Lap 6			Lap 7			Lap 8			Lap 9			Lap 10		
No	Behind	Laptime	No	Behind	Laptime	No	Behind	Laptime	No	Behind	Laptime	No	Behind	Laptime
21		1:07.375	21		1:07.491	21		1:07.046						
49	5.686	1:07.833	29	1 LAP	1:16.887	2	6.953	1:07.529						
2	6.144	1:07.913	2	6.470	1:07.817	49	7.998	1:08.439						
43	8.036	1:08.461	49	6.605	1:08.410	43	10.257	1:08.440						
112	15.078	1:08.598	43	8.863	1:08.318	29	1 LAP	1:17.345						
157	19.173	1:09.884	31	1 LAP	1:18.786	112	17.017	1:08.257						
67	19.423	1:09.503	112	15.806	1:08.219	31	1 LAP	1:16.574						
87	19.973	1:09.369	67	21.704	1:09.772	67	23.924	1:09.266						
107	23.358	1:09.807	87	22.045	1:09.563	87	24.129	1:09.130						
44	28.786	1:10.439	157	22.145	1:10.463	157	24.608	1:09.509						
45	31.229	1:12.577	107	25.769	1:09.902	107	27.698	1:08.975						
57	37.591	1:10.498	44	31.553	1:10.258	44	34.702	1:10.195						
78	41.480	1:10.179	45	36.733	1:12.995	45	43.038	1:13.351						
19	45.612	1:13.451	57	40.552	1:10.452	57	43.166	1:09.660						
18	46.148	1:12.319	78	43.422	1:09.433	78	45.627	1:09.251						
			19	51.456	1:13.335	19	57.477	1:13.067						
			18	52.165	1:13.508	18	58.196	1:13.077						

Weather/Track: Cloud / Damp

www.mstworld.com

Page 2 of 2

Silverstone  
Circuit Length = 1.6390 miles.  
Start: 11:41 End: 11:50

Printed - 11:53 Saturday, 05 November 2011

# Walter Hayes Trophy

## RACE 2 (HEAT 2) CLASSIFICATION - Silverstone 5/6 November 2011

POS	NO	CL	DRIVER	NAT	CAR	TIME	LAPS	GAP	MPH	BEST
1	7		Wayne BOYD		Van Diemen JL012K	8:48.528	8		89.64	1:04.985
2	35		Robert HALL		Swift SC10	8:49.346	8	0.818	89.50	1:05.202
3	28		Stuart GOUGH		Ray GRS07	8:50.745	8	2.217	89.27	1:05.460
4	14		Oliver BULL		Swift SC92F	9:05.871	8	17.343	86.79	1:07.382
5	11		James HAMMOND		Mygale SJ00	9:06.366	8	17.838	86.71	1:07.278
6	211		Ben MITCHELL		Van Diemen RF89	9:06.834	8	18.306	86.64	1:07.532
7	54		Douglas CROSBIE		Van Diemen RF00	9:09.003	8	20.475	86.30	1:06.950
8	5		John FERGUSON		Ray GR07	9:16.258	8	27.730	85.17	1:06.419
9	123		Carl HEMMING		Ray GRS08	9:29.016	8	40.488	83.26	1:09.511
10	70		Henry CAMPBELL		Reynard FF83	9:33.445	8	44.917	82.62	1:09.961
11	62		Dan HEADLAM		Van Diemen RF99	9:35.191	8	46.663	82.37	1:08.537
12	192		Graham YORK		Swift SCRF	9:44.961	8	56.433	80.99	1:10.326
13	80		Darren HOULDCROFT		Van Diemen RF88	9:48.081	8	59.553	80.56	1:11.315
14	126		Andy POWELL		Royale RP26	9:55.033	8	1:06.505	79.62	1:11.300
15	116		Alex DRABBLE		Swift 92	8:50.718	7	1 LAP	78.15	1:12.516
NOT CLASSIFIED										
55			Steve MELLISH		Van Diemen RF89	6:02.315	5	D.N.F.	81.91	1:09.600
FASTEST LAP										
7			Wayne BOYD		Van Diemen JL012K	1:04.985	5	90.79mph	146.12kph	

Weather/Track: Cloud / Damp

These results are provisional until the conclusion of any judicial and technical matters.

Silverstone  
Circuit Length = 1.6390 miles.  
Start: 12:40 End: 12:49

Clerk of the Course:

Timekeeper:

# Walter Hayes Trophy

## LAP ANALYSIS - RACE 2 (HEAT 2) - Silverstone 5/6 November 2011

<b>5</b>	<b>John FERGUSON</b>	Ray GR07
1 - 1:25.319	6 - 1:07.442	
2 - 1:07.611	7 - 1:06.951	
3 - 1:07.639	8 - <b>1:06.419</b>	
4 - 1:07.321		
5 - 1:07.556		
<b>7</b>	<b>Wayne BOYD</b>	Van Diemen JL012K
1 - 1:09.896	6 - 1:05.165	
2 - 1:06.317	7 - 1:05.310	
3 - 1:05.977	8 - 1:05.353	
4 - 1:05.525		
5 - <b>1:04.985</b>		
<b>11</b>	<b>James HAMMOND</b>	Mygale SJ00
1 - 1:11.756	6 - <b>1:07.278</b>	
2 - 1:07.977	7 - 1:07.624	
3 - 1:08.266	8 - 1:07.350	
4 - 1:07.997		
5 - 1:08.118		
<b>14</b>	<b>Oliver BULL</b>	Swift SC92F
1 - 1:12.256	6 - 1:07.398	
2 - 1:07.810	7 - 1:07.647	
3 - 1:07.696	8 - <b>1:07.382</b>	
4 - 1:07.931		
5 - 1:07.751		
<b>28</b>	<b>Stuart GOUGH</b>	Ray GRS07
1 - 1:10.255	6 - 1:05.486	
2 - 1:06.636	7 - 1:05.633	
3 - 1:06.110	8 - 1:05.654	
4 - 1:05.511		
5 - <b>1:05.460</b>		
<b>35</b>	<b>Robert HALL</b>	Swift SC10
1 - 1:10.015	6 - 1:05.336	
2 - 1:06.371	7 - 1:05.250	
3 - 1:06.168	8 - 1:05.465	
4 - 1:05.539		
5 - <b>1:05.202</b>		

Weather/Track: Cloud / Damp

[www.mstworld.com](http://www.mstworld.com)

Page 1 of 3

Silverstone  
Circuit Length = 1.6390 miles.  
Start: 12:40 End: 12:49

Printed - 12:53 Saturday, 05 November 2011



# Walter Hayes Trophy

## LAP ANALYSIS - RACE 2 (HEAT 2) - Silverstone 5/6 November 2011

(contd.)

<b>54</b>	<b>Douglas CROSBIE</b>	Van Diemen RF00
1 - 1:15.388	6 - <b>1:06.950</b>	
2 - 1:08.562	7 - 1:07.609	
3 - 1:08.398	8 - 1:07.040	
4 - 1:07.818		
5 - 1:07.238		
<b>55</b>	<b>Steve MELLISH</b>	Van Diemen RF89
1 - 1:21.150		
2 - 1:11.439		
3 - 1:10.134		
4 - <b>1:09.600</b>		
5 - 1:09.992		
<b>62</b>	<b>Dan HEADLAM</b>	Van Diemen RF99
1 - 1:22.638	6 - 1:10.101	
2 - 1:11.719	7 - 1:10.066	
3 - 1:11.068	8 - <b>1:08.537</b>	
4 - 1:10.630		
5 - 1:10.432		
<b>70</b>	<b>Henry CAMPBELL</b>	Reynard FF83
1 - 1:18.964	6 - 1:10.304	
2 - 1:11.256	7 - 1:10.252	
3 - 1:11.476	8 - <b>1:09.961</b>	
4 - 1:10.149		
5 - 1:11.083		
<b>80</b>	<b>Darren HOULDCROFT</b>	Van Diemen RF88
1 - 1:20.264	6 - 1:14.241	
2 - 1:13.060	7 - 1:12.394	
3 - 1:12.996	8 - <b>1:11.315</b>	
4 - 1:11.955		
5 - 1:11.856		
<b>116</b>	<b>Alex DRABBLE</b>	Swift 92
1 - 1:26.528	6 - 1:14.706	
2 - 1:15.281	7 - 1:12.932	
3 - 1:16.191		
4 - 1:12.564		
5 - <b>1:12.516</b>		

Weather/Track: Cloud / Damp

www.mstworld.com

Page 2 of 3

Silverstone  
Circuit Length = 1.6390 miles.  
Start: 12:40 End: 12:49

Printed - 12:53 Saturday, 05 November 2011

# Walter Hayes Trophy

## LAP ANALYSIS - RACE 2 (HEAT 2) - Silverstone 5/6 November 2011

(contd.)

<b>123</b>	<b>Carl HEMMING</b>	Ray GRS08
1 - 1:15.901	6 - <b>1:09.511</b>	
2 - 1:10.543	7 - 1:11.444	
3 - 1:10.726	8 - 1:10.757	
4 - 1:10.096		
5 - 1:10.038		
<b>126</b>	<b>Andy POWELL</b>	Royale RP26
1 - 1:16.962	6 - 1:13.337	
2 - 1:11.946	7 - 1:12.385	
3 - 1:19.130	8 - 1:18.124	
4 - 1:11.849		
5 - <b>1:11.300</b>		
<b>192</b>	<b>Graham YORK</b>	Swift SCRF
1 - 1:19.113	6 - 1:20.716	
2 - <b>1:10.326</b>	7 - 1:11.875	
3 - 1:10.707	8 - 1:10.845	
4 - 1:10.779		
5 - 1:10.600		
<b>211</b>	<b>Ben MITCHELL</b>	Van Diemen RF89
1 - 1:12.784	6 - 1:07.689	
2 - 1:08.155	7 - <b>1:07.532</b>	
3 - 1:07.591	8 - 1:07.719	
4 - 1:07.669		
5 - 1:07.695		

Weather/Track: Cloud / Damp

# Walter Hayes Trophy

## LAP CHART - RACE 2 (HEAT 2) - Silverstone 5/6 November 2011

Lap 1			Lap 2			Lap 3			Lap 4			Lap 5		
No	Behind	Laptime	No	Behind	Laptime	No	Behind	Laptime	No	Behind	Laptime	No	Behind	Laptime
7		1:09.896	7		1:06.317	7		1:05.977	7		1:05.525	7		1:04.985
35	0.119	1:10.015	35	0.173	1:06.371	35	0.364	1:06.168	35	0.378	1:05.539	35	0.595	1:05.202
28	0.359	1:10.255	28	0.678	1:06.636	28	0.811	1:06.110	28	0.797	1:05.511	28	1.272	1:05.460
11	1.860	1:11.756	11	3.520	1:07.977	14	5.572	1:07.696	14	7.978	1:07.931	14	10.744	1:07.751
14	2.360	1:12.256	14	3.853	1:07.810	11	5.809	1:08.266	11	8.281	1:07.997	211	11.194	1:07.695
211	2.888	1:12.784	211	4.726	1:08.155	211	6.340	1:07.591	211	8.484	1:07.669	11	11.414	1:08.118
54	5.492	1:15.388	54	7.737	1:08.562	54	10.158	1:08.398	54	12.451	1:07.818	54	14.704	1:07.238
123	6.005	1:15.901	123	10.231	1:10.543	123	14.980	1:10.726	123	19.551	1:10.096	5	22.746	1:07.556
126	7.066	1:16.962	126	12.695	1:11.946	192	17.956	1:10.707	5	20.175	1:07.321	123	24.604	1:10.038
70	9.068	1:18.964	192	13.226	1:10.326	5	18.379	1:07.639	192	23.210	1:10.779	192	28.825	1:10.600
192	9.217	1:19.113	70	14.007	1:11.256	70	19.506	1:11.476	70	24.130	1:10.149	55	29.615	1:09.992
80	10.368	1:20.264	55	16.376	1:11.439	55	20.533	1:10.134	55	24.608	1:09.600	70	30.228	1:11.083
55	11.254	1:21.150	5	16.717	1:07.611	62	23.235	1:11.068	62	28.340	1:10.630	62	33.787	1:10.432
62	12.742	1:22.638	80	17.111	1:13.060	80	24.130	1:12.996	80	30.560	1:11.955	80	37.431	1:11.856
5	15.423	1:25.319	62	18.144	1:11.719	126	25.848	1:19.130	126	32.172	1:11.849	126	38.487	1:11.300
116	16.632	1:26.528	116	25.596	1:15.281	116	35.810	1:16.191	116	42.849	1:12.564	116	50.380	1:12.516

Weather/Track: Cloud / Damp

www.mstworld.com

Page 1 of 2

Silverstone  
Circuit Length = 1.6390 miles.  
Start: 12:40 End: 12:49

Printed - 12:52 Saturday, 05 November 2011

# Walter Hayes Trophy

## LAP CHART - RACE 2 (HEAT 2) - Silverstone 5/6 November 2011

(contd.)

Lap 6			Lap 7			Lap 8			Lap 9			Lap 10		
No	Behind	Laptime	No	Behind	Laptime	No	Behind	Laptime	No	Behind	Laptime	No	Behind	Laptime
7		1:05.165	7		1:05.310	7		1:05.353						
35	0.766	1:05.336	35	0.706	1:05.250	35	0.818	1:05.465						
28	1.593	1:05.486	28	1.916	1:05.633	116	1 LAP	1:12.932						
14	12.977	1:07.398	14	15.314	1:07.647	28	2.217	1:05.654						
11	13.527	1:07.278	11	15.841	1:07.624	14	17.343	1:07.382						
211	13.718	1:07.689	211	15.940	1:07.532	11	17.838	1:07.350						
54	16.489	1:06.950	54	18.788	1:07.609	211	18.306	1:07.719						
5	25.023	1:07.442	5	26.664	1:06.951	54	20.475	1:07.040						
123	28.950	1:09.511	123	35.084	1:11.444	5	27.730	1:06.419						
70	35.367	1:10.304	70	40.309	1:10.252	123	40.488	1:10.757						
62	38.723	1:10.101	62	43.479	1:10.066	70	44.917	1:09.961						
192	44.376	1:20.716	192	50.941	1:11.875	62	46.663	1:08.537						
80	46.507	1:14.241	80	53.591	1:12.394	192	56.433	1:10.845						
126	46.659	1:13.337	126	53.734	1:12.385	80	59.553	1:11.315						
116	59.921	1:14.706				126	1:06.505	1:18.124						

Weather/Track: Cloud / Damp

www.mstworld.com

Page 2 of 2

Silverstone  
Circuit Length = 1.6390 miles.  
Start: 12:40 End: 12:49

Printed - 12:52 Saturday, 05 November 2011

# Walter Hayes Trophy

## RACE 3 (HEAT 3) CLASSIFICATION - Silverstone 5/6 November 2011

POS	NO	CL	DRIVER	NAT	CAR	TIME	LAPS	GAP	MPH	BEST
1	66		Jonny MCMULLAN		Ray GR09	8:53.034	8		88.88	1:05.590
2	101		Chris MIDDLEHURST		Van Diemen CA10	8:54.082	8	1.048	88.71	1:05.530
3	15		David MCARTHUR		Van Diemen DP08	8:57.442	8	4.408	88.15	1:06.170
4	61		Adam HIGGINS		Van Diemen RF90	8:57.556	8	4.522	88.13	1:05.832
5	90		Josh BARNETT		Van Diemen BR001	8:58.100	8	5.066	88.05	1:05.633
6	58		Pedro MATOS		Swift SC97 Kent	9:05.733	8	12.699	86.81	1:06.471
7	119		Ryan CAMPBELL		Mondiale M89	9:10.122	8	17.088	86.12	1:07.491
8	96		Dan FOX		Van Diemen RF03	9:10.718	8	17.684	86.03	1:07.365
9	89		Matt HORWOOD		Reynard 89FF	9:11.619	8	18.585	85.89	1:06.736
10	115		Lloyd HOPES		Swift SC92F	9:30.996	8	37.962	82.97	1:09.861
11	8		Michael BRADLEY		Van Diemen RF00	9:31.377	8	38.343	82.92	1:09.509
12	47		Rebecca DEAN		Ford RF88	9:31.570	8	38.536	82.89	1:09.654
13	64		Graham LEGGET		Crossle 25F	9:38.586	8	45.552	81.88	1:11.100
14	42		Tom STOTEN		Swift SC93	9:45.901	8	52.867	80.86	1:10.231
15	33		Martyn MCGRILLEN		Van Diemen RF80	8:54.626	7	1 LAP	77.58	1:14.526
NOT CLASSIFIED										
111			Ben NORTON		Spectrum 011B	7:09.041	6	D.N.F.	82.92	1:05.436
FASTEST LAP										
111			Ben NORTON		Spectrum 011B	1:05.436	4	90.17mph	145.11kph	

Weather/Track: Cloud / Dry

These results are provisional until the conclusion of any judicial and technical matters.

Silverstone  
Circuit Length = 1.6390 miles.  
Start: 13:03 End: 13:12

Clerk of the Course:

Timekeeper:

# Walter Hayes Trophy

## LAP ANALYSIS - RACE 3 (HEAT 3) - Silverstone 5/6 November 2011

<b>8</b>	<b>Michael BRADLEY</b>	Van Diemen RF00
1 - 1:21.605	6 - 1:10.035	
2 - 1:10.863	7 - <b>1:09.509</b>	
3 - 1:09.709	8 - 1:09.829	
4 - 1:09.545		
5 - 1:10.282		
<b>15</b>	<b>David MCARTHUR</b>	Van Diemen DP08
1 - 1:11.854	6 - 1:06.705	
2 - 1:06.708	7 - 1:06.832	
3 - 1:06.308	8 - 1:06.175	
4 - <b>1:06.170</b>		
5 - 1:06.690		
<b>33</b>	<b>Martyn MCGRILLEN</b>	Van Diemen RF80
1 - 1:23.382	6 - 1:14.561	
2 - 1:15.437	7 - <b>1:14.526</b>	
3 - 1:16.566		
4 - 1:15.589		
5 - 1:14.565		
<b>42</b>	<b>Tom STOTEN</b>	Swift SC93
1 - 1:22.804	6 - 1:11.507	
2 - 1:14.007	7 - 1:11.240	
3 - 1:12.199	8 - <b>1:10.231</b>	
4 - 1:12.728		
5 - 1:11.185		
<b>47</b>	<b>Rebecca DEAN</b>	Ford RF88
1 - 1:17.619	6 - 1:10.321	
2 - 1:11.733	7 - <b>1:09.654</b>	
3 - 1:11.115	8 - 1:10.154	
4 - 1:10.082		
5 - 1:10.892		
<b>58</b>	<b>Pedro MATOS</b>	Swift SC97 Kent
1 - 1:13.364	6 - 1:07.540	
2 - 1:07.791	7 - 1:08.196	
3 - 1:07.194	8 - 1:08.104	
4 - <b>1:06.471</b>		
5 - 1:07.073		

Weather/Track: Cloud / Dry

# Walter Hayes Trophy

## LAP ANALYSIS - RACE 3 (HEAT 3) - Silverstone 5/6 November 2011

(contd.)

<b>61</b>	<b>Adam HIGGINS</b>	Van Diemen RF90
1 - 1:12.018	6 - 1:06.564	
2 - 1:07.139	7 - 1:05.838	
3 - 1:06.961	8 - <b>1:05.832</b>	
4 - 1:06.490		
5 - 1:06.714		
<b>64</b>	<b>Graham LEGGET</b>	Crossle 25F
1 - 1:17.404	6 - 1:11.362	
2 - 1:12.484	7 - 1:11.383	
3 - 1:11.451	8 - <b>1:11.100</b>	
4 - 1:11.912		
5 - 1:11.490		
<b>66</b>	<b>Jonny MCMULLAN</b>	Ray GR09
1 - 1:10.478	6 - 1:05.863	
2 - 1:05.729	7 - 1:06.047	
3 - <b>1:05.590</b>	8 - 1:07.159	
4 - 1:05.835		
5 - 1:06.333		
<b>89</b>	<b>Matt HORWOOD</b>	Reynard 89FF
1 - 1:12.315	6 - 1:12.517	
2 - 1:07.328	7 - 1:07.915	
3 - 1:07.347	8 - 1:09.381	
4 - <b>1:06.736</b>		
5 - 1:08.080		
<b>90</b>	<b>Josh BARNETT</b>	Van Diemen BR001
1 - 1:12.771	6 - 1:05.927	
2 - 1:07.000	7 - <b>1:05.633</b>	
3 - 1:07.347	8 - 1:05.855	
4 - 1:07.175		
5 - 1:06.392		
<b>96</b>	<b>Dan FOX</b>	Van Diemen RF03
1 - 1:13.771	6 - <b>1:07.365</b>	
2 - 1:09.298	7 - 1:07.790	
3 - 1:08.568	8 - 1:07.727	
4 - 1:08.448		
5 - 1:07.751		

Weather/Track: Cloud / Dry

# Walter Hayes Trophy

## LAP ANALYSIS - RACE 3 (HEAT 3) - Silverstone 5/6 November 2011

(contd.)

<b>101</b>	<b>Chris MIDDLEHURST</b>	Van Diemen CA10
1 -	1:10.847	6 - 1:06.042
2 -	1:05.772	7 - 1:05.991
3 -	<b>1:05.530</b>	8 - 1:07.981
4 -	1:05.635	
5 -	1:06.284	
<b>111</b>	<b>Ben NORTON</b>	Spectrum 011B
1 -	1:11.614	6 - 1:18.355
2 -	1:06.797	
3 -	1:06.206	
4 -	<b>1:05.436</b>	
5 -	1:20.633	
<b>115</b>	<b>Lloyd HOPES</b>	Swift SC92F
1 -	1:16.413	6 - 1:10.127
2 -	1:10.887	7 - 1:09.872
3 -	1:11.441	8 - <b>1:09.861</b>
4 -	1:11.452	
5 -	1:10.943	
<b>119</b>	<b>Ryan CAMPBELL</b>	Mondiale M89
1 -	1:14.469	6 - 1:07.769
2 -	1:08.712	7 - 1:07.697
3 -	1:08.564	8 - 1:07.530
4 -	1:07.890	
5 -	<b>1:07.491</b>	

Weather/Track: Cloud / Dry



# Walter Hayes Trophy

## LAP CHART - RACE 3 (HEAT3) - Silverstone 5/6 November 2011

Lap 1			Lap 2			Lap 3			Lap 4			Lap 5		
No	Behind	Laptime	No	Behind	Laptime	No	Behind	Laptime	No	Behind	Laptime	No	Behind	Laptime
66		1:10.478	66		1:05.729	66		1:05.590	66		1:05.835	66		1:06.333
101	0.369	1:10.847	101	0.412	1:05.772	101	0.352	1:05.530	101	0.152	1:05.635	101	0.103	1:06.284
111	1.136	1:11.614	111	2.204	1:06.797	111	2.820	1:06.206	111	2.421	1:05.436	15	3.765	1:06.690
15	1.376	1:11.854	15	2.355	1:06.708	15	3.073	1:06.308	15	3.408	1:06.170	61	5.357	1:06.714
61	1.540	1:12.018	61	2.950	1:07.139	61	4.321	1:06.961	61	4.976	1:06.490	90	6.720	1:06.392
89	1.837	1:12.315	89	3.436	1:07.328	89	5.193	1:07.347	89	6.094	1:06.736	89	7.841	1:08.080
90	2.293	1:12.771	90	3.564	1:07.000	90	5.321	1:07.347	90	6.661	1:07.175	58	7.928	1:07.073
58	2.886	1:13.364	58	4.948	1:07.791	58	6.552	1:07.194	58	7.188	1:06.471	119	13.161	1:07.491
96	3.293	1:13.771	96	6.862	1:09.298	96	9.840	1:08.568	119	12.003	1:07.890	96	13.871	1:07.751
119	3.991	1:14.469	119	6.974	1:08.712	119	9.948	1:08.564	96	12.453	1:08.448	111	16.721	1:20.633
115	5.935	1:16.413	115	11.093	1:10.887	115	16.944	1:11.441	115	22.561	1:11.452	115	27.171	1:10.943
64	6.926	1:17.404	47	13.145	1:11.733	47	18.670	1:11.115	47	22.917	1:10.082	47	27.476	1:10.892
47	7.141	1:17.619	64	13.681	1:12.484	64	19.542	1:11.451	8	24.090	1:09.545	8	28.039	1:10.282
8	11.127	1:21.605	8	16.261	1:10.863	8	20.380	1:09.709	64	25.619	1:11.912	64	30.776	1:11.490
42	12.326	1:22.804	42	20.604	1:14.007	42	27.213	1:12.199	42	34.106	1:12.728	42	38.958	1:11.185
33	12.904	1:23.382	33	22.612	1:15.437	33	33.588	1:16.566	33	43.342	1:15.589	33	51.574	1:14.565

Weather/Track: Cloud / Dry

www.mstworld.com

Page 1 of 2

Silverstone  
Circuit Length = 1.6390 miles.  
Start: 13:03 End: 13:12

Printed - 13:14 Saturday, 05 November 2011

# Walter Hayes Trophy

## LAP CHART - RACE 3 (HEAT3) - Silverstone 5/6 November 2011

(contd.)

Lap 6			Lap 7			Lap 8			Lap 9			Lap 10		
No	Behind	Laptime	No	Behind	Laptime	No	Behind	Laptime	No	Behind	Laptime	No	Behind	Laptime
66		1:05.863	66		1:06.047	66		1:07.159						
101	0.282	1:06.042	101	0.226	1:05.991	101	1.048	1:07.981						
15	4.607	1:06.705	15	5.392	1:06.832	33	1 LAP	1:14.526						
61	6.058	1:06.564	61	5.849	1:05.838	15	4.408	1:06.175						
90	6.784	1:05.927	90	6.370	1:05.633	61	4.522	1:05.832						
58	9.605	1:07.540	58	11.754	1:08.196	90	5.066	1:05.855						
89	14.495	1:12.517	89	16.363	1:07.915	58	12.699	1:08.104						
119	15.067	1:07.769	119	16.717	1:07.697	119	17.088	1:07.530						
96	15.373	1:07.365	96	17.116	1:07.790	96	17.684	1:07.727						
111	29.213	1:18.355	115	35.260	1:09.872	89	18.585	1:09.381						
115	31.435	1:10.127	47	35.541	1:09.654	115	37.962	1:09.861						
47	31.934	1:10.321	8	35.673	1:09.509	8	38.343	1:09.829						
8	32.211	1:10.035	64	41.611	1:11.383	47	38.536	1:10.154						
64	36.275	1:11.362	42	49.795	1:11.240	64	45.552	1:11.100						
42	44.602	1:11.507				42	52.867	1:10.231						
33	1:00.272	1:14.561												

Weather/Track: Cloud / Dry

www.mstworld.com

Page 2 of 2

Silverstone  
Circuit Length = 1.6390 miles.  
Start: 13:03 End: 13:12

Printed - 13:14 Saturday, 05 November 2011

# Walter Hayes Trophy

## RACE 5 (HEAT 4) CLASSIFICATION - Silverstone 5/6 November 2011

POS	NO	CL	DRIVER	NAT	CAR	TIME	LAPS	GAP	MPH	BEST
1	22		Trent HINDMAN		Ray GR08	8:42.135	8		90.74	1:04.286
2	77		Gaius GHINN		Van Diemen RF00	8:46.438	8	4.303	90.00	1:04.914
3	72		Morgan DEMPSEY		Van Diemen LA10	8:48.035	8	5.900	89.72	1:04.420
4	12		Adrian CAMPFIELD		Spectrum 011C	8:51.019	8	8.884	89.22	1:03.354
5	143		Tom BRADSHAW		Van Diemen RF04	8:51.281	8	9.146	89.18	1:03.379
6	65		Tim REYNOLDS		Spectrum 11C	8:53.836	8	11.701	88.75	1:05.221
7	86		Neil WINN		Van Diemen RF99	8:54.984	8	12.849	88.56	1:04.763
8	117		Michael MOYERS		Swift SC92	8:55.599	8	13.464	88.46	1:05.703
9	26		Nigel THOMPSON		Van Diemen RF88	8:57.287	8	15.152	88.18	1:05.735
10	71		Stephen GIBBINS		Van Diemen RF01	9:12.526	8	30.391	85.75	1:07.542
11	20		David JERMY		Van Diemen RF90	9:18.044	8	35.909	84.90	1:08.337
12	93		Nigel BANCROFT		Merlyn Mk20	9:23.338	8	41.203	84.10	1:09.363
13	84		Stephen BRACEGIRDLE		Van Diemen RF89	9:36.366	8	54.231	82.20	1:10.548
14	95		Steve ROBERTS		Van Diemen RF87	9:42.099	8	59.964	81.39	1:10.166
FASTEST LAP										
12			Adrian CAMPFIELD		Spectrum 011C	1:03.354	4	93.13mph	149.88kph	

Weather/Track: Cloud / Dry

These results are provisional until the conclusion of any judicial and technical matters.

Silverstone  
Circuit Length = 1.6390 miles.  
Start: 14:15 End: 14:23

Clerk of the Course:

Timekeeper:

# Walter Hayes Trophy

## LAP ANALYSIS - RACE 5 (HEAT 4) - Silverstone 5/6 November 2011

<b>12</b>	<b>Adrian CAMPFIELD</b>	Spectrum 011C
1 - 1:20.457	6 - 1:05.122	
2 - 1:04.642	7 - 1:03.631	
3 - 1:06.170	8 - 1:03.960	
4 - <b>1:03.354</b>		
5 - 1:03.683		
<b>20</b>	<b>David JERMY</b>	Van Diemen RF90
1 - 1:14.923	6 - 1:08.999	
2 - 1:09.287	7 - 1:09.041	
3 - 1:08.647	8 - 1:08.587	
4 - 1:10.223		
5 - <b>1:08.337</b>		
<b>22</b>	<b>Trent HINDMAN</b>	Ray GR08
1 - 1:09.168	6 - <b>1:04.286</b>	
2 - 1:04.829	7 - 1:04.690	
3 - 1:05.482	8 - 1:04.689	
4 - 1:04.348		
5 - 1:04.643		
<b>26</b>	<b>Nigel THOMPSON</b>	Van Diemen RF88
1 - 1:12.021	6 - 1:06.170	
2 - 1:06.808	7 - 1:06.580	
3 - 1:06.471	8 - 1:06.231	
4 - 1:07.271		
5 - <b>1:05.735</b>		
<b>65</b>	<b>Tim REYNOLDS</b>	Spectrum 11C
1 - 1:10.712	6 - 1:06.129	
2 - 1:06.039	7 - 1:05.485	
3 - 1:09.301	8 - 1:05.283	
4 - 1:05.666		
5 - <b>1:05.221</b>		
<b>71</b>	<b>Stephen GIBBINS</b>	Van Diemen RF01
1 - 1:15.506	6 - 1:08.164	
2 - 1:08.777	7 - 1:08.023	
3 - 1:08.338	8 - 1:08.123	
4 - 1:08.053		
5 - <b>1:07.542</b>		

Weather/Track: Cloud / Dry

# Walter Hayes Trophy

## LAP ANALYSIS - RACE 5 (HEAT 4) - Silverstone 5/6 November 2011

(contd.)

<b>72</b>	<b>Morgan DEMPSEY</b>	Van Diemen LA10
1 - 1:08.504	6 - 1:04.813	
2 - 1:05.514	7 - 1:04.578	
3 - 1:05.048	8 - <b>1:04.420</b>	
4 - 1:10.614		
5 - 1:04.544		
<b>77</b>	<b>Gaius GHINN</b>	Van Diemen RF00
1 - 1:09.737	6 - 1:05.444	
2 - 1:05.323	7 - 1:05.189	
3 - <b>1:04.914</b>	8 - 1:05.310	
4 - 1:05.207		
5 - 1:05.314		
<b>84</b>	<b>Stephen BRACEGIRDLE</b>	Van Diemen RF89
1 - 1:17.381	6 - 1:11.003	
2 - 1:11.071	7 - <b>1:10.548</b>	
3 - 1:11.844	8 - 1:12.230	
4 - 1:11.073		
5 - 1:11.216		
<b>86</b>	<b>Neil WINN</b>	Van Diemen RF99
1 - 1:14.977	6 - 1:05.234	
2 - 1:07.242	7 - 1:05.293	
3 - 1:06.051	8 - <b>1:04.763</b>	
4 - 1:05.808		
5 - 1:05.616		
<b>93</b>	<b>Nigel BANCROFT</b>	Merlyn Mk20
1 - 1:16.182	6 - 1:09.761	
2 - 1:09.436	7 - 1:09.437	
3 - <b>1:09.363</b>	8 - 1:09.437	
4 - 1:09.799		
5 - 1:09.923		
<b>95</b>	<b>Steve ROBERTS</b>	Van Diemen RF87
1 - 1:20.700	6 - 1:11.434	
2 - 1:13.295	7 - 1:10.807	
3 - 1:11.892	8 - <b>1:10.166</b>	
4 - 1:12.061		
5 - 1:11.744		

Weather/Track: Cloud / Dry

# Walter Hayes Trophy

## LAP ANALYSIS - RACE 5 (HEAT 4) - Silverstone 5/6 November 2011

(contd.)

<b>117</b>	<b>Michael MOYERS</b>	Swift SC92
1 - 1:11.040	6 - 1:06.897	
2 - 1:06.227	7 - 1:05.998	
3 - 1:07.782	8 - 1:05.956	
4 - 1:05.996		
5 - <b>1:05.703</b>		
<b>143</b>	<b>Tom BRADSHAW</b>	Van Diemen RF04
1 - 1:21.102	6 - 1:04.752	
2 - 1:04.612	7 - 1:04.172	
3 - 1:04.853	8 - <b>1:03.379</b>	
4 - 1:03.895		
5 - 1:04.516		

Weather/Track: Cloud / Dry

[www.mstworld.com](http://www.mstworld.com)

Page 3 of 3

Silverstone  
Circuit Length = 1.6390 miles.  
Start: 14:15 End: 14:23

Printed - 14:26 Saturday, 05 November 2011

# Walter Hayes Trophy

## LAP CHART - RACE 5 (HEAT 4) - Silverstone 5/6 November 2011

Lap 1			Lap 2			Lap 3			Lap 4			Lap 5		
No	Behind	Laptime	No	Behind	Laptime	No	Behind	Laptime	No	Behind	Laptime	No	Behind	Laptime
72		1:08.504	22		1:04.829	72		1:05.048	22		1:04.348	22		1:04.643
22	0.664	1:09.168	72	0.021	1:05.514	22	0.413	1:05.482	77	1.354	1:05.207	77	2.025	1:05.314
77	1.233	1:09.737	77	1.063	1:05.323	77	0.908	1:04.914	72	5.853	1:10.614	72	5.754	1:04.544
65	2.208	1:10.712	65	2.754	1:06.039	117	5.983	1:07.782	117	7.218	1:05.996	117	8.278	1:05.703
117	2.536	1:11.040	117	3.270	1:06.227	26	6.234	1:06.471	65	7.891	1:05.666	65	8.469	1:05.221
26	3.517	1:12.021	26	4.832	1:06.808	65	6.986	1:09.301	26	8.744	1:07.271	12	9.836	1:03.683
20	6.419	1:14.923	86	8.222	1:07.242	86	9.204	1:06.051	86	10.251	1:05.808	26	9.836	1:05.735
86	6.473	1:14.977	20	10.213	1:09.287	143	11.501	1:04.853	143	10.635	1:03.895	143	10.508	1:04.516
71	7.002	1:15.506	71	10.286	1:08.777	12	12.203	1:06.170	12	10.796	1:03.354	86	11.224	1:05.616
93	7.678	1:16.182	12	11.102	1:04.642	71	13.555	1:08.338	71	16.847	1:08.053	71	19.746	1:07.542
84	8.877	1:17.381	93	11.621	1:09.436	20	13.791	1:08.647	20	19.253	1:10.223	20	22.947	1:08.337
12	11.953	1:20.457	143	11.717	1:04.612	93	15.915	1:09.363	93	20.953	1:09.799	93	26.233	1:09.923
95	12.196	1:20.700	84	14.455	1:11.071	84	21.230	1:11.844	84	27.542	1:11.073	84	34.115	1:11.216
143	12.598	1:21.102	95	19.998	1:13.295	95	26.821	1:11.892	95	34.121	1:12.061	95	41.222	1:11.744

Weather/Track: Cloud / Dry

www.mstworld.com

Page 1 of 2

Silverstone  
Circuit Length = 1.6390 miles.  
Start: 14:15 End: 14:23

Printed - 14:26 Saturday, 05 November 2011

# Walter Hayes Trophy

## LAP CHART - RACE 5 (HEAT 4) - Silverstone 5/6 November 2011

(contd.)

Lap 6			Lap 7			Lap 8			Lap 9			Lap 10		
No	Behind	Laptime	No	Behind	Laptime	No	Behind	Laptime	No	Behind	Laptime	No	Behind	Laptime
22		1:04.286	22		1:04.690	22		1:04.689						
77	3.183	1:05.444	77	3.682	1:05.189	77	4.303	1:05.310						
72	6.281	1:04.813	72	6.169	1:04.578	72	5.900	1:04.420						
65	10.312	1:06.129	12	9.613	1:03.631	12	8.884	1:03.960						
12	10.672	1:05.122	143	10.456	1:04.172	143	9.146	1:03.379						
117	10.889	1:06.897	65	11.107	1:05.485	65	11.701	1:05.283						
143	10.974	1:04.752	117	12.197	1:05.998	86	12.849	1:04.763						
26	11.720	1:06.170	86	12.775	1:05.293	117	13.464	1:05.956						
86	12.172	1:05.234	26	13.610	1:06.580	26	15.152	1:06.231						
71	23.624	1:08.164	71	26.957	1:08.023	71	30.391	1:08.123						
20	27.660	1:08.999	20	32.011	1:09.041	20	35.909	1:08.587						
93	31.708	1:09.761	93	36.455	1:09.437	93	41.203	1:09.437						
84	40.832	1:11.003	84	46.690	1:10.548	84	54.231	1:12.230						
95	48.370	1:11.434	95	54.487	1:10.807	95	59.964	1:10.166						

Weather/Track: Cloud / Dry

www.mstworld.com

Page 2 of 2

Silverstone  
Circuit Length = 1.6390 miles.  
Start: 14:15 End: 14:23

Printed - 14:26 Saturday, 05 November 2011



# Walter Hayes Trophy

## RACE 6 (HEAT 5) CLASSIFICATION - Silverstone 5/6 November 2011

POS	NO	CL	DRIVER	NAT	CAR	TIME	LAPS	GAP	MPH	BEST
1	36		Cormac O'NEILL		Ray GR08	8:40.942	8		90.95	1:04.110
2	50		Jay BRIDGER		Ray Grs 07	8:43.309	8	2.367	90.53	1:04.464
3	188		Oliver WHITE		Van Diemen RF01	8:43.480	8	2.538	90.50	1:04.254
4	37		Rob SMITH		Van Diemen RF99	8:45.553	8	4.611	90.15	1:04.373
5	4		David QUINN		Van Diemen RF99	8:53.973	8	13.031	88.73	1:04.740
6	6		Michael VERGERS		Van Diemen RF92	8:54.095	8	13.153	88.71	1:04.232
7	40		Dave COYNE		Swift SC92F	8:57.205	8	16.263	88.19	1:06.113
8	25		Ed MOORE		Ray GR11	8:57.333	8	16.391	88.17	1:06.223
9	63		Bob HIGGINS		Van Diemen RF01	8:57.516	8	16.574	88.14	1:05.274
10	3		Simon HADFIELD		Van Diemen RF91	8:57.869	8	16.927	88.08	1:05.998
11	46		Martin PIERACCINI		Van Diemen RF90	8:57.973	8	17.031	88.07	1:05.386
12	32		Scott MOAKES		Ray Kent	9:12.494	8	31.552	85.75	1:07.917
13	69		Stephen HAGAN		Reynard FF88	9:19.814	8	38.872	84.63	1:07.274
14	75		John MURPHY		Ray 8	9:20.184	8	39.242	84.57	1:07.656
15	88		Don BOYACK		Van Diemen RF88	8:45.713	7	1 LAP	78.90	1:12.004
16	16		James BECKETT		Van Diemen RF78	8:45.931	7	1 LAP	78.86	1:12.661

### NOT CLASSIFIED

34	Jason COOPER	Van Diemen RF89	1:10.029	1	D.N.F.	86.77	1:10.029
----	--------------	-----------------	----------	---	--------	-------	----------

### FASTEST LAP

36	Cormac O'NEILL	Ray GR08	1:04.110	5	92.03mph	148.11kph	
----	----------------	----------	----------	---	----------	-----------	--

Weather/Track: Cloud / Dry

These results are provisional until the conclusion of any judicial and technical matters.

Silverstone  
Circuit Length = 1.6390 miles.  
Start: 14:43 End: 14:52

Clerk of the Course:

Timekeeper:

# Walter Hayes Trophy

## LAP ANALYSIS - RACE 6 (HEAT 5) - Silverstone 5/6 November 2011

<b>3</b>	<b>Simon HADFIELD</b>	Van Diemen RF91
1 - 1:12.096	6 - 1:06.526	
2 - 1:06.251	7 - 1:06.718	
3 - <b>1:05.998</b>	8 - 1:06.881	
4 - 1:06.290		
5 - 1:07.109		
<b>4</b>	<b>David QUINN</b>	Van Diemen RF99
1 - 1:10.042	6 - <b>1:04.740</b>	
2 - 1:12.340	7 - 1:05.820	
3 - 1:05.540	8 - 1:05.133	
4 - 1:05.545		
5 - 1:04.813		
<b>6</b>	<b>Michael VERGERS</b>	Van Diemen RF92
1 - 1:09.061	6 - 1:15.123	
2 - 1:05.160	7 - 1:05.955	
3 - 1:04.966	8 - 1:05.119	
4 - 1:04.479		
5 - <b>1:04.232</b>		
<b>16</b>	<b>James BECKETT</b>	Van Diemen RF78
1 - 1:22.214	6 - 1:12.846	
2 - 1:14.330	7 - <b>1:12.661</b>	
3 - 1:14.646		
4 - 1:15.575		
5 - 1:13.659		
<b>25</b>	<b>Ed MOORE</b>	Ray GR11
1 - 1:11.425	6 - 1:06.623	
2 - 1:06.332	7 - 1:06.837	
3 - <b>1:06.223</b>	8 - 1:06.677	
4 - 1:06.378		
5 - 1:06.838		
<b>32</b>	<b>Scott MOAKES</b>	Ray Kent
1 - 1:14.340	6 - <b>1:07.917</b>	
2 - 1:09.726	7 - 1:08.213	
3 - 1:08.042	8 - 1:08.045	
4 - 1:08.285		
5 - 1:07.926		

Weather/Track: Cloud / Dry

# Walter Hayes Trophy

## LAP ANALYSIS - RACE 6 (HEAT 5) - Silverstone 5/6 November 2011

(contd.)

<b>34</b>	<b>Jason COOPER</b>	Van Diemen RF89
1 - <b>1:10.029</b>		
<b>36</b>	<b>Cormac O'NEILL</b>	Ray GR08
1 - 1:08.153    6 - 1:04.216 2 - 1:04.921    7 - 1:04.591 3 - 1:05.206    8 - 1:05.422 4 - 1:04.323 5 - <b>1:04.110</b>		
<b>37</b>	<b>Rob SMITH</b>	Van Diemen RF99
1 - 1:09.342    6 - <b>1:04.373</b> 2 - 1:06.783    7 - 1:04.522 3 - 1:05.263    8 - 1:05.658 4 - 1:04.661 5 - 1:04.951		
<b>40</b>	<b>Dave COYNE</b>	Swift SC92F
1 - 1:10.517    6 - 1:06.734 2 - 1:06.986    7 - 1:06.793 3 - <b>1:06.113</b> 8 - 1:06.648 4 - 1:06.666 5 - 1:06.748		
<b>46</b>	<b>Martin PIERACCINI</b>	Van Diemen RF90
1 - 1:14.719    6 - <b>1:05.386</b> 2 - 1:08.564    7 - 1:05.722 3 - 1:06.447    8 - 1:05.492 4 - 1:06.251 5 - 1:05.392		
<b>50</b>	<b>Jay BRIDGER</b>	Ray Grs 07
1 - 1:09.063    6 - 1:04.908 2 - 1:06.026    7 - 1:04.817 3 - 1:04.795    8 - 1:04.757 4 - 1:04.479 5 - <b>1:04.464</b>		

Weather/Track: Cloud / Dry

[www.mstworld.com](http://www.mstworld.com)

Page 2 of 3

Silverstone  
Circuit Length = 1.6390 miles.  
Start: 14:43    End: 14:52

Printed - 14:54 Saturday, 05 November 2011

# Walter Hayes Trophy

## LAP ANALYSIS - RACE 6 (HEAT 5) - Silverstone 5/6 November 2011

(contd.)

<b>63</b>	<b>Bob HIGGINS</b>	Van Diemen RF01
1 - 1:13.414	6 - 1:05.288	
2 - 1:08.256	7 - <b>1:05.274</b>	
3 - 1:06.771	8 - 1:06.285	
4 - 1:06.454		
5 - 1:05.774		
<b>69</b>	<b>Stephen HAGAN</b>	Reynard FF88
1 - 1:13.298	6 - 1:08.827	
2 - <b>1:07.274</b>	7 - 1:08.165	
3 - 1:07.551	8 - 1:09.131	
4 - 1:16.951		
5 - 1:08.617		
<b>75</b>	<b>John MURPHY</b>	Ray 8
1 - 1:15.614	6 - 1:07.748	
2 - 1:08.737	7 - <b>1:07.656</b>	
3 - 1:07.875	8 - 1:07.708	
4 - 1:15.824		
5 - 1:09.022		
<b>88</b>	<b>Don BOYACK</b>	Van Diemen RF88
1 - 1:20.788	6 - 1:12.503	
2 - 1:15.139	7 - <b>1:12.004</b>	
3 - 1:16.182		
4 - 1:15.056		
5 - 1:14.041		
<b>188</b>	<b>Oliver WHITE</b>	Van Diemen RF01
1 - 1:09.439	6 - 1:05.057	
2 - 1:06.460	7 - 1:04.855	
3 - <b>1:04.254</b>	8 - 1:04.656	
4 - 1:04.335		
5 - 1:04.424		

Weather/Track: Cloud / Dry

# Walter Hayes Trophy

## LAP CHART - RACE 6 (HEAT 5) - Silverstone 5/6 November 2011

Lap 1			Lap 2			Lap 3			Lap 4			Lap 5		
No	Behind	Laptime	No	Behind	Laptime	No	Behind	Laptime	No	Behind	Laptime	No	Behind	Laptime
36		1:08.153	36		1:04.921	36		1:05.206	36		1:04.323	36		1:04.110
6	0.908	1:09.061	6	1.147	1:05.160	6	0.907	1:04.966	6	1.063	1:04.479	6	1.185	1:04.232
50	0.910	1:09.063	50	2.015	1:06.026	50	1.604	1:04.795	50	1.760	1:04.479	50	2.114	1:04.464
37	1.189	1:09.342	188	2.825	1:06.460	188	1.873	1:04.254	188	1.885	1:04.335	188	2.199	1:04.424
188	1.286	1:09.439	37	3.051	1:06.783	37	3.108	1:05.263	37	3.446	1:04.661	37	4.287	1:04.951
34	1.876	1:10.029	40	4.429	1:06.986	40	5.336	1:06.113	40	7.679	1:06.666	40	10.317	1:06.748
4	1.889	1:10.042	25	4.683	1:06.332	25	5.700	1:06.223	25	7.755	1:06.378	25	10.483	1:06.838
40	2.364	1:10.517	3	5.273	1:06.251	3	6.065	1:05.998	3	8.032	1:06.290	3	11.031	1:07.109
25	3.272	1:11.425	69	7.498	1:07.274	4	9.642	1:05.540	4	10.864	1:05.545	4	11.567	1:04.813
3	3.943	1:12.096	63	8.596	1:08.256	69	9.843	1:07.551	63	12.292	1:06.454	63	13.956	1:05.774
69	5.145	1:13.298	4	9.308	1:12.340	63	10.161	1:06.771	46	13.378	1:06.251	46	14.660	1:05.392
63	5.261	1:13.414	46	10.209	1:08.564	46	11.450	1:06.447	32	17.790	1:08.285	32	21.606	1:07.926
32	6.187	1:14.340	32	10.992	1:09.726	32	13.828	1:08.042	69	22.471	1:16.951	69	26.978	1:08.617
46	6.566	1:14.719	75	11.277	1:08.737	75	13.946	1:07.875	75	25.447	1:15.824	75	30.359	1:09.022
75	7.461	1:15.614	88	22.853	1:15.139	16	32.910	1:14.646	16	44.162	1:15.575	16	53.711	1:13.659
88	12.635	1:20.788	16	23.470	1:14.330	88	33.829	1:16.182	88	44.562	1:15.056	88	54.493	1:14.041
16	14.061	1:22.214												

Weather/Track: Cloud / Dry

www.mstworld.com

Page 1 of 2

Silverstone  
Circuit Length = 1.6390 miles.  
Start: 14:43 End: 14:52

Printed - 14:53 Saturday, 05 November 2011

# Walter Hayes Trophy

## LAP CHART - RACE 6 (HEAT 5) - Silverstone 5/6 November 2011

(contd.)

Lap 6			Lap 7			Lap 8			Lap 9			Lap 10		
No	Behind	Laptime	No	Behind	Laptime	No	Behind	Laptime	No	Behind	Laptime	No	Behind	Laptime
36		1:04.216	36		1:04.591	36		1:05.422						
50	2.806	1:04.908	50	3.032	1:04.817	50	2.367	1:04.757						
188	3.040	1:05.057	188	3.304	1:04.855	188	2.538	1:04.656						
37	4.444	1:04.373	37	4.375	1:04.522	37	4.611	1:05.658						
4	12.091	1:04.740	4	13.320	1:05.820	88	1 LAP	1:12.004						
6	12.092	1:15.123	6	13.456	1:05.955	16	1 LAP	1:12.661						
40	12.835	1:06.734	40	15.037	1:06.793	4	13.031	1:05.133						
25	12.890	1:06.623	25	15.136	1:06.837	6	13.153	1:05.119						
3	13.341	1:06.526	3	15.468	1:06.718	40	16.263	1:06.648						
63	15.028	1:05.288	63	15.711	1:05.274	25	16.391	1:06.677						
46	15.830	1:05.386	46	16.961	1:05.722	63	16.574	1:06.285						
32	25.307	1:07.917	32	28.929	1:08.213	3	16.927	1:06.881						
69	31.589	1:08.827	69	35.163	1:08.165	46	17.031	1:05.492						
75	33.891	1:07.748	75	36.956	1:07.656	32	31.552	1:08.045						
16	1:02.341	1:12.846				69	38.872	1:09.131						
88	1:02.780	1:12.503				75	39.242	1:07.708						

Weather/Track: Cloud / Dry

www.mstworld.com

Page 2 of 2

Silverstone  
Circuit Length = 1.6390 miles.  
Start: 14:43 End: 14:52

Printed - 14:53 Saturday, 05 November 2011

# Walter Hayes Trophy

## RACE 8 (HEAT 6) CLASSIFICATION - Silverstone 5/6 November 2011

POS	NO	CL	DRIVER	NAT	CAR	TIME	LAPS	GAP	MPH	BEST
1	81		Josh FISHER		Van Diemen RF05	4:19.967	4		91.46	1:03.854
2	98		Neil FOWLER		Reynard 89	4:21.599	4	1.632	90.89	1:04.004
3	41		David GRADY		Van Diemen RF02	4:22.081	4	2.114	90.72	1:04.108
4	56		Roger ORGEE		Van Diemen RF00	4:22.277	4	2.310	90.66	1:04.221
5	27		Ivor MCCULLOUGH		Van Diemen RF00	4:23.491	4	3.524	90.24	1:03.083
6	10		Miles JOHNSTON		Mygale SJ01	4:26.739	4	6.772	89.14	1:05.229
7	23		John FARRELL		Reynard 89FF	4:28.184	4	8.217	88.66	1:05.179
8	73		Kevin DONNELLY		Van Diemen RF88	4:34.363	4	14.396	86.66	1:06.742
9	17		Andrew MACGREGOR		Van Diemen RF86	4:36.152	4	16.185	86.10	1:07.373
10	97		James HARVEY		Ray GR05	4:36.225	4	16.258	86.08	1:07.022
11	99		Adrian HAMILTON		Van Diemen RF99	4:36.999	4	17.032	85.84	1:07.123
12	621		Dave MORGAN		Royale RP21	4:50.121	4	30.154	81.95	1:11.150
NOT CLASSIFIED										
24			Paul MASON		Swift SC94	1:10.990	1	D.N.F.	85.60	1:10.990
9			Nick JONES		Spectrum O11C	1:11.475	1	D.N.F.	85.02	1:11.475
FASTEST LAP										
27			Ivor MCCULLOUGH		Van Diemen RF00	1:03.083	4	93.53mph	150.52kph	

Weather/Track: Cloud / Dry

These results are provisional until the conclusion of any judicial and technical matters.

Silverstone  
Circuit Length = 1.6390 miles.  
Start: 16:07 End: 16:12

Clerk of the Course:

Timekeeper:

# Walter Hayes Trophy

## LAP ANALYSIS - RACE 8 (HEAT 6) - Silverstone 5/6 November 2011

<b>9</b>	<b>Nick JONES</b>	Spectrum O11C
1 - 1:11.475		
<b>10</b>	<b>Miles JOHNSTON</b>	Mygale SJ01
1 - 1:10.271 2 - 1:05.661 3 - <b>1:05.229</b> 4 - 1:05.578		
<b>17</b>	<b>Andrew MACGREGOR</b>	Van Diemen RF86
1 - 1:12.710 2 - 1:08.289 3 - 1:07.780 4 - <b>1:07.373</b>		
<b>23</b>	<b>John FARRELL</b>	Reynard 89FF
1 - 1:11.019 2 - 1:06.527 3 - <b>1:05.179</b> 4 - 1:05.459		
<b>24</b>	<b>Paul MASON</b>	Swift SC94
1 - <b>1:10.990</b>		
<b>27</b>	<b>Ivor MCCULLOUGH</b>	Van Diemen RF00
1 - 1:12.693 2 - 1:04.628 3 - 1:03.087 4 - <b>1:03.083</b>		

Weather/Track: Cloud / Dry



# Walter Hayes Trophy

## LAP ANALYSIS - RACE 8 (HEAT 6) - Silverstone 5/6 November 2011

(contd.)

<b>41</b>	<b>David GRADY</b>	Van Diemen RF02
1 - 1:08.976 2 - 1:04.413 3 - 1:04.584 4 - <b>1:04.108</b>		
<b>56</b>	<b>Roger ORGEE</b>	Van Diemen RF00
1 - 1:08.904 2 - <b>1:04.221</b> 3 - 1:04.573 4 - 1:04.579		
<b>73</b>	<b>Kevin DONNELLY</b>	Van Diemen RF88
1 - 1:11.772 2 - 1:08.718 3 - <b>1:06.742</b> 4 - 1:07.131		
<b>81</b>	<b>Josh FISHER</b>	Van Diemen RF05
1 - 1:07.241 2 - <b>1:03.854</b> 3 - 1:04.524 4 - 1:04.348		
<b>97</b>	<b>James HARVEY</b>	Ray GR05
1 - 1:14.308 2 - 1:07.682 3 - 1:07.213 4 - <b>1:07.022</b>		
<b>98</b>	<b>Neil FOWLER</b>	Reynard 89
1 - 1:08.469 2 - 1:04.562 3 - 1:04.564 4 - <b>1:04.004</b>		

Weather/Track: Cloud / Dry

[www.mstworld.com](http://www.mstworld.com)

Page 2 of 3

Silverstone  
Circuit Length = 1.6390 miles.  
Start: 16:07 End: 16:12  
Printed - 16:14 Saturday, 05 November 2011

## Walter Hayes Trophy

### LAP ANALYSIS - RACE 8 (HEAT 6) - Silverstone 5/6 November 2011

(contd.)

<b>99</b>	<b>Adrian HAMILTON</b>	Van Diemen RF99
1 -	1:13.976	
2 -	1:07.899	
3 -	1:08.001	
4 -	<b>1:07.123</b>	
<b>621</b>	<b>Dave MORGAN</b>	Royale RP21
1 -	1:16.500	
2 -	<b>1:11.150</b>	
3 -	1:11.195	
4 -	1:11.276	

Weather/Track: Cloud / Dry

[www.mstworld.com](http://www.mstworld.com)

Page 3 of 3

Silverstone  
Circuit Length = 1.6390 miles.  
Start: 16:07 End: 16:12

Printed - 16:14 Saturday, 05 November 2011

# Walter Hayes Trophy

## LAP CHART - RACE 8 (HEAT 6) - Silverstone 5/6 November 2011

Lap 1			Lap 2			Lap 3			Lap 4			Lap 5		
No	Behind	Laptime	No	Behind	Laptime	No	Behind	Laptime	No	Behind	Laptime	No	Behind	Laptime
81		1:07.241	81		1:03.854	81		1:04.524	81		1:04.348			
98	1.228	1:08.469	98	1.936	1:04.562	98	1.976	1:04.564	98	1.632	1:04.004			
56	1.663	1:08.904	56	2.030	1:04.221	56	2.079	1:04.573	41	2.114	1:04.108			
41	1.735	1:08.976	41	2.294	1:04.413	41	2.354	1:04.584	56	2.310	1:04.579			
10	3.030	1:10.271	10	4.837	1:05.661	27	4.789	1:03.087	27	3.524	1:03.083			
24	3.749	1:10.990	27	6.226	1:04.628	10	5.542	1:05.229	10	6.772	1:05.578			
23	3.778	1:11.019	23	6.451	1:06.527	23	7.106	1:05.179	23	8.217	1:05.459			
9	4.234	1:11.475	73	9.395	1:08.718	73	11.613	1:06.742	73	14.396	1:07.131			
73	4.531	1:11.772	17	9.904	1:08.289	17	13.160	1:07.780	17	16.185	1:07.373			
17	5.469	1:12.710	99	10.780	1:07.899	97	13.584	1:07.213	97	16.258	1:07.022			
27	5.452	1:12.693	97	10.895	1:07.682	99	14.257	1:08.001	99	17.032	1:07.123			
99	6.735	1:13.976	621	16.555	1:11.150	621	23.226	1:11.195	621	30.154	1:11.276			
97	7.067	1:14.308												
621	9.259	1:16.500												

Weather/Track: Cloud / Dry

www.mstworld.com


Silverstone  
Circuit Length = 1.6390 miles.  
Start: 16:07 End: 16:12

Printed - 16:14 Saturday, 05 November 2011

# Walter Hayes Trophy

## GRID FOR PROGRESSION RACE 9 - Walter Hayes Trophy - Silverstone 5/6 November 2011

ROW 16		48	STANLEY			
ROW 15	51	HANNAM		38	THOMAS	
ROW 14	91	HARE		30	DOE	
ROW 13		9	JONES		24	MASON
ROW 12	34	COOPER		111	NORTON	
ROW 11		31	HILL-KING		29	SIKSTROM
ROW 10	16	BECKETT		18	HUBBARD	
ROW 9		33	MCGRILLEN		88	BOYACK
ROW 8	19	HIGGINS		42	STOTEN	
ROW 7		116	DRABBLE		95	ROBERTS
ROW 6	75	MURPHY		78	WALTON	
ROW 5		64	LEGGET		126	POWELL
ROW 4	84	BRACEGIRDLE		69	HAGAN	
ROW 3		621	MORGAN		57	WILD
ROW 2	47	DEAN		80	HOULDCROFT	
ROW 1		93	BANCROFT		32	MOAKES
						POLE



CAR 48 TO START FROM BACK OF GRID AT DISCRETION OF CLERKS

Silverstone  
Circuit Length = 1.6390 miles.

Clerk of the Course:

Timekeeper:

# Walter Hayes Trophy

## RACE 9 CLASSIFICATION (PROGRESSION) Silverstone 5/6 November 2011

POS	NO	CL	DRIVER	NAT	CAR	TIME	LAPS	GAP	MPH	BEST
1	111		Ben NORTON		Spectrum 011B	10:58.809	10		89.82	1:03.902
2	48		Jamie STANLEY		Ray 96	11:03.426	10	4.617	89.20	1:04.566
3	34		Jason COOPER		Van Diemen RF89	11:04.618	10	5.809	89.04	1:04.699
4	57		David WILD		Reynard 89	11:09.835	10	11.026	88.35	1:06.108
5	24		Paul MASON		Swift SC94	11:14.793	10	15.984	87.70	1:05.763
6	69		Stephen HAGAN		Reynard FF88	11:16.123	10	17.314	87.52	1:05.478
7	9		Nick JONES		Spectrum O11C	11:16.749	10	17.940	87.44	1:05.556
8	32		Scott MOAKES		Ray Kent	11:17.298	10	18.489	87.37	1:06.678
9	42		Tom STOTEN		Swift SC93	11:23.546	10	24.737	86.57	1:06.840
10	75		John MURPHY		Ray 8	11:24.523	10	25.714	86.45	1:05.801
11	47		Rebecca DEAN		Ford RF88	11:28.153	10	29.344	85.99	1:07.556
12	38		Andrew THOMAS		Reynard 89FF	11:30.795	10	31.986	85.67	1:07.095
13	126		Andy POWELL		Royale RP26	11:35.193	10	36.384	85.12	1:06.408
14	84		Stephen BRACEGIRDLE		Van Diemen RF89	11:35.690	10	36.881	85.06	1:07.013
15	18		Paul HUBBARD		Crossle 25F	11:36.759	10	37.950	84.93	1:07.808
16	30		Nigel DOE		Van Diemen RF90	11:39.957	10	41.148	84.54	1:05.804
17	88		Don BOYACK		Van Diemen RF88	11:49.707	10	50.898	83.38	1:08.866
18	95		Steve ROBERTS		Van Diemen RF87	11:50.397	10	51.588	83.30	1:09.049
19	29		Peter SIKSTROM		Van Diemen VD79	11:50.521	10	51.712	83.29	1:09.061
20	64		Graham LEGGET		Crossle 25F	11:50.717	10	51.908	83.26	1:08.528
21	93		Nigel BANCROFT		Merlyn Mk20	11:53.175	10	54.366	82.98	1:08.245
22	33		Martyn MCGRILLEN		Van Diemen RF80	12:01.863	10	1:03.054	81.98	1:10.374
23	621		Dave MORGAN		Royale RP21	11:18.668	9	1 LAP	78.50	1:11.084
24	16		James BECKETT		Van Diemen RF78	11:18.854	9	1 LAP	78.48	1:12.112
25	31		Peter HILL-KING		Swift	11:30.263	9	1 LAP	77.18	1:11.710
26	78		Joseph WALTON		Ray GR11	8:51.694	8	2 LAPS	89.11	1:05.080

### NOT CLASSIFIED

80	Darren HOULDCROFT	Van Diemen RF88	1:14.014	1	D.N.F.	82.10	1:14.014
19	Richard HIGGINS	Van Diemen RF99	1:15.041	1	D.N.F.	80.98	1:15.041
116	Alex DRABBLE	Swift 92		0	D.N.F.	N/A	

### FASTEST LAP

111	Ben NORTON	Spectrum 011B	1:03.902	10	92.33mph	148.59kph
-----	------------	---------------	----------	----	----------	-----------

Weather/Track: Bright / Dry

These results are provisional until the conclusion of any judicial and technical matters.

Silverstone  
Circuit Length = 1.6390 miles.  
Start: 10:20 End: 10:31

Clerk of the Course:

Timekeeper:

# Walter Hayes Trophy

## LAP ANALYSIS - RACE 9 (PROGRESSION) - Silverstone 5/6 November 2011

<b>9</b>	<b>Nick JONES</b>	Spectrum O11C
1 - 1:16.493	6 - 1:06.191	
2 - 1:08.702	7 - 1:06.357	
3 - 1:06.431	8 - 1:07.038	
4 - 1:06.835	9 - 1:06.318	
5 - 1:06.828	10 - <b>1:05.556</b>	
<b>16</b>	<b>James BECKETT</b>	Van Diemen RF78
1 - 1:19.649	6 - <b>1:12.112</b>	
2 - 1:13.212	7 - 1:13.320	
3 - 1:12.343	8 - 1:14.416	
4 - 1:12.314	9 - 1:12.962	
5 - 1:28.526		
<b>18</b>	<b>Paul HUBBARD</b>	Crossle 25F
1 - 1:18.187	6 - 1:07.975	
2 - 1:11.066	7 - 1:08.309	
3 - 1:09.224	8 - 1:09.646	
4 - 1:08.043	9 - 1:08.064	
5 - 1:08.437	10 - <b>1:07.808</b>	
<b>19</b>	<b>Richard HIGGINS</b>	Van Diemen RF99
1 - <b>1:15.041</b>		
<b>24</b>	<b>Paul MASON</b>	Swift SC94
1 - 1:15.951	6 - 1:06.175	
2 - 1:09.626	7 - 1:06.019	
3 - 1:05.836	8 - 1:06.591	
4 - 1:06.484	9 - 1:06.103	
5 - 1:06.245	10 - <b>1:05.763</b>	
<b>29</b>	<b>Peter SIKSTROM</b>	Van Diemen VD79
1 - 1:19.512	6 - 1:10.770	
2 - 1:11.899	7 - 1:09.279	
3 - 1:09.978	8 - 1:10.952	
4 - 1:09.795	9 - 1:09.641	
5 - 1:09.634	10 - <b>1:09.061</b>	

Weather/Track: Bright / Dry

# Walter Hayes Trophy

## LAP ANALYSIS - RACE 9 (PROGRESSION) - Silverstone 5/6 November 2011

(contd.)

<b>30</b>	<b>Nigel DOE</b>	Van Diemen RF90
1 - 1:18.914	6 - 1:06.290	
2 - 1:07.446	7 - 1:13.792	
3 - 1:06.340	8 - 1:20.308	
4 - 1:06.459	9 - 1:08.797	
5 - <b>1:05.804</b>	10 - 1:05.807	
<b>31</b>	<b>Peter HILL-KING</b>	Swift
1 - 1:20.772	6 - 1:12.778	
2 - 1:12.268	7 - 1:12.783	
3 - 1:12.562	8 - 1:12.675	
4 - 1:42.927	9 - 1:11.788	
5 - <b>1:11.710</b>		
<b>32</b>	<b>Scott MOAKES</b>	Ray Kent
1 - 1:11.132	6 - 1:07.292	
2 - 1:06.804	7 - 1:07.777	
3 - <b>1:06.678</b>	8 - 1:08.609	
4 - 1:07.115	9 - 1:07.985	
5 - 1:06.722	10 - 1:07.184	
<b>33</b>	<b>Martyn MCGRILLEN</b>	Van Diemen RF80
1 - 1:19.344	6 - 1:10.582	
2 - 1:14.085	7 - 1:10.413	
3 - 1:12.408	8 - 1:11.272	
4 - 1:11.838	9 - 1:11.114	
5 - <b>1:10.374</b>	10 - 1:10.433	
<b>34</b>	<b>Jason COOPER</b>	Van Diemen RF89
1 - 1:14.266	6 - 1:06.211	
2 - 1:05.668	7 - 1:05.867	
3 - 1:05.277	8 - 1:05.478	
4 - 1:05.739	9 - 1:05.356	
5 - 1:06.057	10 - <b>1:04.699</b>	
<b>38</b>	<b>Andrew THOMAS</b>	Reynard 89FF
1 - 1:19.837	6 - 1:08.133	
2 - 1:09.962	7 - 1:07.715	
3 - 1:08.477	8 - 1:07.901	
4 - 1:07.255	9 - <b>1:07.095</b>	
5 - 1:07.287	10 - 1:07.133	

Weather/Track: Bright / Dry

# Walter Hayes Trophy

## LAP ANALYSIS - RACE 9 (PROGRESSION) - Silverstone 5/6 November 2011

(contd.)

<b>42</b>	<b>Tom STOTEN</b>	Swift SC93
1 - 1:14.669	6 - <b>1:06.840</b>	
2 - 1:07.991	7 - 1:07.480	
3 - 1:08.376	8 - 1:07.425	
4 - 1:08.378	9 - 1:07.788	
5 - 1:07.258	10 - 1:07.341	
<b>47</b>	<b>Rebecca DEAN</b>	Ford RF88
1 - 1:11.815	6 - <b>1:07.556</b>	
2 - 1:07.902	7 - 1:13.684	
3 - 1:07.780	8 - 1:07.701	
4 - 1:08.262	9 - 1:07.709	
5 - 1:07.792	10 - 1:07.952	
<b>48</b>	<b>Jamie STANLEY</b>	Ray 96
1 - 1:15.066	6 - 1:05.185	
2 - 1:05.945	7 - 1:06.023	
3 - 1:04.898	8 - 1:05.520	
4 - 1:05.553	9 - 1:05.203	
5 - 1:05.467	10 - <b>1:04.566</b>	
<b>57</b>	<b>David WILD</b>	Reynard 89
1 - 1:10.704	6 - 1:06.864	
2 - 1:06.810	7 - 1:06.903	
3 - 1:06.537	8 - 1:06.367	
4 - 1:06.808	9 - 1:06.607	
5 - <b>1:06.108</b>	10 - 1:06.127	
<b>64</b>	<b>Graham LEGGET</b>	Crossle 25F
1 - 1:26.105	6 - 1:08.569	
2 - 1:10.841	7 - <b>1:08.528</b>	
3 - 1:09.957	8 - 1:08.927	
4 - 1:10.655	9 - 1:09.420	
5 - 1:09.185	10 - 1:08.530	
<b>69</b>	<b>Stephen HAGAN</b>	Reynard FF88
1 - 1:12.960	6 - <b>1:05.478</b>	
2 - 1:06.402	7 - 1:12.447	
3 - 1:05.810	8 - 1:07.149	
4 - 1:06.215	9 - 1:06.924	
5 - 1:06.272	10 - 1:06.466	

Weather/Track: Bright / Dry



# Walter Hayes Trophy

## LAP ANALYSIS - RACE 9 (PROGRESSION) - Silverstone 5/6 November 2011

(contd.)

<b>75</b>	<b>John MURPHY</b>	Ray 8
1 - 1:13.530	6 - 1:05.955	
2 - 1:14.241	7 - 1:07.482	
3 - 1:07.555	8 - 1:09.115	
4 - 1:06.802	9 - 1:07.140	
5 - <b>1:05.801</b>	10 - 1:06.902	
<b>78</b>	<b>Joseph WALTON</b>	Ray GR11
1 - 1:12.360	6 - <b>1:05.080</b>	
2 - 1:05.944	7 - 1:05.153	
3 - 1:05.757	8 - 1:05.343	
4 - 1:06.023		
5 - 1:06.034		
<b>80</b>	<b>Darren HOULDCROFT</b>	Van Diemen RF88
1 - <b>1:14.014</b>		
<b>84</b>	<b>Stephen BRACEGIRDLE</b>	Van Diemen RF89
1 - 1:14.941	6 - 1:07.308	
2 - 1:17.255	7 - <b>1:07.013</b>	
3 - 1:09.311	8 - 1:08.022	
4 - 1:08.125	9 - 1:07.857	
5 - 1:07.723	10 - 1:08.135	
<b>88</b>	<b>Don BOYACK</b>	Van Diemen RF88
1 - 1:17.948	6 - 1:13.536	
2 - 1:11.496	7 - 1:09.959	
3 - 1:10.117	8 - 1:08.928	
4 - 1:10.209	9 - 1:08.924	
5 - 1:09.724	10 - <b>1:08.866</b>	
<b>93</b>	<b>Nigel BANCROFT</b>	Merlyn Mk20
1 - 1:20.906	6 - 1:10.513	
2 - 1:10.377	7 - 1:10.038	
3 - 1:09.868	8 - 1:16.031	
4 - 1:09.357	9 - 1:08.865	
5 - 1:08.975	10 - <b>1:08.245</b>	

Weather/Track: Bright / Dry



# Walter Hayes Trophy

## LAP CHART - RACE 9 (PROGRESSION) - Silverstone 5/6 November 2011

Lap 1			Lap 2			Lap 3			Lap 4			Lap 5		
No	Behind	Laptime	No	Behind	Laptime	No	Behind	Laptime	No	Behind	Laptime	No	Behind	Laptime
57		1:10.704	57		1:06.810	57		1:06.537	78		1:06.023	111		1:05.526
32	0.428	1:11.132	32	0.422	1:06.804	78	0.010	1:05.757	111	0.064	1:05.724	78	0.444	1:06.034
47	1.111	1:11.815	78	0.790	1:05.944	111	0.373	1:05.577	57	0.775	1:06.808	48	1.255	1:05.467
78	1.656	1:12.360	111	1.333	1:05.218	32	0.563	1:06.678	34	0.866	1:05.739	57	1.293	1:06.108
69	2.256	1:12.960	69	1.848	1:06.402	69	1.121	1:05.810	69	1.303	1:06.215	34	1.333	1:06.057
75	2.826	1:13.530	47	2.203	1:07.902	34	1.160	1:05.277	48	1.378	1:05.553	69	1.985	1:06.272
111	2.925	1:13.629	34	2.420	1:05.668	48	1.858	1:04.898	32	1.645	1:07.115	32	2.777	1:06.722
80	3.310	1:14.014	48	3.497	1:05.945	47	3.446	1:07.780	47	5.675	1:08.262	47	7.877	1:07.792
34	3.562	1:14.266	42	5.146	1:07.991	42	6.985	1:08.376	24	7.813	1:06.484	24	8.468	1:06.245
42	3.965	1:14.669	9	7.681	1:08.702	24	7.362	1:05.836	9	8.377	1:06.835	30	9.289	1:05.804
84	4.237	1:14.941	24	8.063	1:09.626	9	7.575	1:06.431	30	9.075	1:06.459	9	9.615	1:06.828
19	4.337	1:15.041	126	8.487	1:10.243	30	8.649	1:06.340	42	9.330	1:08.378	42	10.998	1:07.258
48	4.362	1:15.066	30	8.846	1:07.446	126	9.304	1:07.354	126	10.351	1:07.080	126	11.169	1:06.408
126	5.054	1:15.758	75	10.257	1:14.241	75	11.275	1:07.555	75	12.044	1:06.802	75	12.255	1:05.801
24	5.247	1:15.951	18	11.739	1:11.066	38	14.225	1:08.477	38	15.447	1:07.255	38	17.144	1:07.287
9	5.789	1:16.493	88	11.930	1:11.496	18	14.426	1:09.224	18	16.436	1:08.043	18	19.283	1:08.437
88	7.244	1:17.948	38	12.285	1:09.962	88	15.510	1:10.117	84	19.548	1:08.125	84	21.681	1:07.723
18	7.483	1:18.187	95	13.150	1:11.320	95	16.687	1:10.074	88	19.686	1:10.209	93	23.809	1:08.975
30	8.210	1:18.914	93	13.769	1:10.377	93	17.100	1:09.868	93	20.424	1:09.357	88	23.820	1:09.724
33	8.640	1:19.344	29	13.897	1:11.899	29	17.338	1:09.978	95	20.876	1:10.222	95	24.371	1:09.085
95	8.640	1:19.344	84	14.682	1:17.255	84	17.456	1:09.311	29	21.100	1:09.795	29	25.144	1:09.634
29	8.808	1:19.512	16	15.347	1:13.212	16	21.153	1:12.343	16	27.434	1:12.314	64	31.069	1:09.185
16	8.945	1:19.649	31	15.526	1:12.268	31	21.551	1:12.562	64	27.474	1:10.655	33	32.375	1:10.374
38	9.133	1:19.837	33	15.915	1:14.085	33	21.786	1:12.408	33	27.591	1:11.838	16	50.370	1:28.526
31	10.068	1:20.772	64	19.432	1:10.841	64	22.852	1:09.957	621	50.194	1:12.182	621	56.803	1:12.199
93	10.202	1:20.906	621	38.323	1:14.126	621	44.045	1:12.259	31	58.445	1:42.927			
64	15.401	1:26.105												
621	31.007	1:41.711												

Weather/Track: Bright / Dry

www.mstworld.com

Page 1 of 2

Silverstone  
Circuit Length = 1.6390 miles.  
Start: 10:20 End: 10:31

Printed - 10:34 Sunday, 06 November 2011

# Walter Hayes Trophy

## LAP CHART - RACE 9 (PROGRESSION) - Silverstone 5/6 November 2011

(contd.)

Lap 6			Lap 7			Lap 8			Lap 9			Lap 10		
No	Behind	Laptime	No	Behind	Laptime	No	Behind	Laptime	No	Behind	Laptime	No	Behind	Laptime
111		1:04.459	111		1:04.814	111		1:05.504	111		1:04.456	111		1:03.902
31	1 LAP	1:11.710	78	1.404	1:05.153	16	1 LAP	1:13.320	48	3.953	1:05.203	48	4.617	1:04.566
78	1.065	1:05.080	48	3.190	1:06.023	78	1.243	1:05.343	34	5.012	1:05.356	34	5.809	1:04.699
48	1.981	1:05.185	34	4.138	1:05.867	48	3.206	1:05.520	57	8.801	1:06.607	57	11.026	1:06.127
69	3.004	1:05.478	57	5.787	1:06.903	34	4.112	1:05.478	16	1 LAP	1:14.416	24	15.984	1:05.763
34	3.085	1:06.211	31	1 LAP	1:12.778	621	1 LAP	1:12.484	621	1 LAP	1:11.084	69	17.314	1:06.466
57	3.698	1:06.864	32	8.573	1:07.777	57	6.650	1:06.367	24	14.123	1:06.103	9	17.940	1:05.556
32	5.610	1:07.292	69	10.637	1:12.447	32	11.678	1:08.609	69	14.750	1:06.924	32	18.489	1:07.184
24	10.184	1:06.175	24	11.389	1:06.019	69	12.282	1:07.149	32	15.207	1:07.985	621	1 LAP	1:11.106
47	10.974	1:07.556	9	12.890	1:06.357	24	12.476	1:06.591	9	16.286	1:06.318	16	1 LAP	1:12.962
30	11.120	1:06.290	42	16.045	1:07.480	9	14.424	1:07.038	42	21.298	1:07.788	42	24.737	1:07.341
9	11.347	1:06.191	126	16.135	1:07.463	31	1 LAP	1:12.783	75	22.714	1:07.140	75	25.714	1:06.902
42	13.379	1:06.840	75	16.419	1:07.482	42	17.966	1:07.425	31	1 LAP	1:12.675	47	29.344	1:07.952
126	13.486	1:06.776	47	19.844	1:13.684	75	20.030	1:09.115	47	25.294	1:07.709	31	1 LAP	1:11.788
75	13.751	1:05.955	30	20.098	1:13.792	47	22.041	1:07.701	126	27.464	1:07.393	38	31.986	1:07.133
38	20.818	1:08.133	38	23.719	1:07.715	126	24.527	1:13.896	38	28.755	1:07.095	126	36.384	1:12.822
18	22.799	1:07.975	18	26.294	1:08.309	38	26.116	1:07.901	84	32.648	1:07.857	84	36.881	1:08.135
84	24.530	1:07.308	84	26.729	1:07.013	84	29.247	1:08.022	18	34.044	1:08.064	18	37.950	1:07.808
93	29.863	1:10.513	93	35.087	1:10.038	18	30.436	1:09.646	30	39.243	1:08.797	30	41.148	1:05.807
95	30.695	1:10.783	95	35.800	1:09.919	30	34.902	1:20.308	88	45.934	1:08.924	88	50.898	1:08.866
29	31.455	1:10.770	29	35.920	1:09.279	95	41.216	1:10.920	95	46.441	1:09.681	95	51.588	1:09.049
88	32.897	1:13.536	88	38.042	1:09.959	29	41.368	1:10.952	29	46.553	1:09.641	29	51.712	1:09.061
64	35.179	1:08.569	64	38.893	1:08.528	88	41.466	1:08.928	64	47.280	1:09.420	64	51.908	1:08.530
33	38.498	1:10.582	33	44.097	1:10.413	64	42.316	1:08.927	93	50.023	1:08.865	93	54.366	1:08.245
16	58.023	1:12.112				93	45.614	1:16.031	33	56.523	1:11.114	33	1:03.054	1:10.433
621	1:03.861	1:11.517				33	49.865	1:11.272						

Weather/Track: Bright / Dry

www.mstworld.com

Page 2 of 2

Silverstone  
Circuit Length = 1.6390 miles.  
Start: 10:20 End: 10:31

Printed - 10:34 Sunday, 06 November 2011


# Walter Hayes Trophy

## GRID FOR LAST CHANCE RACE 12 - Walter Hayes Trophy - Silverstone 5/6 November 2011

ROW  
18  
ROW  
17  
ROW  
16  
ROW  
15  
ROW  
14  
ROW  
13  
ROW  
12  
ROW  
11  
ROW  
10  
ROW  
9  
ROW  
8  
ROW  
7  
ROW  
6  
ROW  
5  
ROW  
4  
ROW  
3  
ROW  
2  
ROW  
1

38	THOMAS	47	DEAN
75	MURPHY	42	STOTEN
32	MOAKES	9	JONES
69	HAGAN	24	MASON
57	WILD	34	COOPER
48	STANLEY	111	NORTON
45	CHAPMAN	8	BRADLEY
62	HEADLAM	20	JERMY
46	PIERACCINI	99	HAMILTON
44	DEAN	115	HOPES
70	CAMPBELL	71	GIBBINS
3	HADFIELD	97	HARVEY
107	DIETER-HACKEL	89	HORWOOD
123	HEMMING	26	THOMPSON
63	HIGGINS	17	MACGREGOR
157	KIMBERLEY	96	FOX
5	FERGUSON	117	MOYERS
25	MOORE	73	DONNELLY

POLE



Silverstone  
Circuit Length = 1.6390 miles.

**These results are provisional until the conclusion of any judicial and technical matters.**

Clerk of the Course:		Timekeeper:
----------------------	--	-------------

# Walter Hayes Trophy

## RACE 12 CLASSIFICATION (LAST CHANCE) - Silverstone 5/6 November 2011

POS	NO	CL	DRIVER	NAT	CAR	TIME	LAPS	GAP	MPH	BEST
1	5		John FERGUSON		Ray GR07	10:49.989	10		91.04	1:04.039
2	25		Ed MOORE		Ray GR11	10:53.628	10	3.639	90.54	1:04.580
3	117		Michael MOYERS		Swift SC92	10:53.813	10	3.824	90.51	1:04.618
4	111		Ben NORTON		Spectrum 011B	10:53.916	10	3.927	90.50	1:03.341
5	157		Austin KIMBERLEY		Van Diemen RF03	10:54.936	10	4.947	90.36	1:04.344
6	63		Bob HIGGINS		Van Diemen RF01	11:03.006	10	13.017	89.26	1:05.079
7	48		Jamie STANLEY		Ray 96	11:03.304	10	13.315	89.22	1:04.367
8	34		Jason COOPER		Van Diemen RF89	11:03.776	10	13.787	89.15	1:04.189
9	89		Matt HORWOOD		Reynard 89FF	11:04.761	10	14.772	89.02	1:04.741
10	107		Klaus DIETER-HACKEL		Van Diemen RF92	11:07.183	10	17.194	88.70	1:05.421
11	73		Kevin DONNELLY		Van Diemen RF88	11:08.786	10	18.797	88.48	1:05.574
12	26		Nigel THOMPSON		Van Diemen RF88	11:13.216	10	23.227	87.90	1:05.162
13	123		Carl HEMMING		Ray GRS08	11:13.633	10	23.644	87.85	1:05.689
14	115		Lloyd HOPES		Swift SC92F	11:14.192	10	24.203	87.78	1:06.070
15	24		Paul MASON		Swift SC94	11:14.424	10	24.435	87.75	1:04.821
16	71		Stephen GIBBINS		Van Diemen RF01	11:18.106	10	28.117	87.27	1:06.461
17	57		David WILD		Reynard 89	11:18.375	10	28.386	87.23	1:06.057
18	17		Andrew MACGREGOR		Van Diemen RF86	11:21.446	10	31.457	86.84	1:06.520
19	9		Nick JONES		Spectrum O11C	11:22.418	10	32.429	86.72	1:05.090
20	45		Steve CHAPMAN		Van Diemen RF02	11:23.018	10	33.029	86.64	1:06.095
21	38		Andrew THOMAS		Reynard 89FF	11:28.866	10	38.877	85.91	1:06.755
22	75		John MURPHY		Ray 8	11:29.148	10	39.159	85.87	1:05.915
23	99		Adrian HAMILTON		Van Diemen RF99	11:30.351	10	40.362	85.72	1:06.905
24	32		Scott MOAKES		Ray Kent	11:30.609	10	40.620	85.69	1:06.597
25	44		Matthew DEAN		Reynard RF88	11:30.610	10	40.621	85.69	1:05.325
26	8		Michael BRADLEY		Van Diemen RF00	11:33.283	10	43.294	85.36	1:07.088
27	46		Martin PIERACCINI		Van Diemen RF90	11:38.240	10	48.251	84.75	1:06.295
28	42		Tom STOTEN		Swift SC93	11:41.115	10	51.126	84.40	1:06.978
29	97		James HARVEY		Ray GR05	11:47.264	10	57.275	83.67	1:06.503
30	62		Dan HEADLAM		Van Diemen RF99	11:18.586	8	2 LAPS	69.82	1:05.288

### NOT CLASSIFIED

96	Dan FOX	Van Diemen RF03	6:46.813	6	D.N.F.	87.45	1:05.627
69	Stephen HAGAN	Reynard FF88	6:59.650	6	D.N.F.	84.78	1:06.063
47	Rebecca DEAN	Ford RF88	1:21.865	1	D.N.F.	74.23	1:21.865
70	Henry CAMPBELL	Reynard FF83	1:45.555	1	D.N.F.	57.57	
20	David JERMY	Van Diemen RF90	1:48.654	1	D.N.F.	55.92	
3	Simon HADFIELD	Van Diemen RF91		0	D.N.F.	N/A	

### FASTEST LAP

111	Ben NORTON	Spectrum 011B	1:03.341	10	93.15mph	149.91kph	
-----	------------	---------------	----------	----	----------	-----------	--

Weather/Track: Cloud / Dry

These results are provisional until the conclusion of any judicial and technical matters.

Silverstone  
Circuit Length = 1.6390 miles.  
Start: 12:10 End: 12:21

Clerk of the Course:

Timekeeper:

## Walter Hayes Trophy

### LAP ANALYSIS - RACE 12 (LAST CHANCE) - Silverstone 5/6 November 2011

<b>3</b>	<b>Simon HADFIELD</b>	Van Diemen RF91
<b>5</b>	<b>John FERGUSON</b>	Ray GR07
1 - 1:08.469	6 - 1:04.486	
2 - 1:05.907	7 - 1:04.170	
3 - 1:05.165	8 - 1:04.163	
4 - 1:04.783	9 - 1:04.089	
5 - 1:04.718	10 - <b>1:04.039</b>	
<b>8</b>	<b>Michael BRADLEY</b>	Van Diemen RF00
1 - 1:21.103	6 - <b>1:07.088</b>	
2 - 1:08.542	7 - 1:08.715	
3 - 1:07.553	8 - 1:07.818	
4 - 1:07.576	9 - 1:07.869	
5 - 1:08.676	10 - 1:08.343	
<b>9</b>	<b>Nick JONES</b>	Spectrum O11C
1 - 1:28.387	6 - 1:05.695	
2 - 1:06.602	7 - 1:06.246	
3 - 1:05.420	8 - 1:05.883	
4 - 1:05.781	9 - <b>1:05.090</b>	
5 - 1:08.037	10 - 1:05.277	
<b>17</b>	<b>Andrew MACGREGOR</b>	Van Diemen RF86
1 - 1:12.541	6 - 1:07.844	
2 - 1:09.355	7 - 1:07.634	
3 - 1:08.161	8 - <b>1:06.520</b>	
4 - 1:06.593	9 - 1:07.987	
5 - 1:07.275	10 - 1:07.536	
<b>20</b>	<b>David JERMY</b>	Van Diemen RF90
1 - 1:48.654P		

Weather/Track: Cloud / Dry

# Walter Hayes Trophy

## LAP ANALYSIS - RACE 12 (LAST CHANCE) - Silverstone 5/6 November 2011

(contd.)

<b>24</b>	<b>Paul MASON</b>	Swift SC94
1 - 1:17.762	6 - 1:06.950	
2 - 1:06.509	7 - 1:06.494	
3 - 1:06.378	8 - 1:05.967	
4 - 1:07.381	9 - <b>1:04.821</b>	
5 - 1:06.996	10 - 1:05.166	
<b>25</b>	<b>Ed MOORE</b>	Ray GR11
1 - 1:08.309	6 - <b>1:04.580</b>	
2 - 1:05.983	7 - 1:04.663	
3 - 1:05.777	8 - 1:04.860	
4 - 1:04.881	9 - 1:04.808	
5 - 1:04.845	10 - 1:04.922	
<b>26</b>	<b>Nigel THOMPSON</b>	Van Diemen RF88
1 - 1:11.662	6 - 1:05.682	
2 - 1:12.844	7 - 1:06.389	
3 - 1:06.456	8 - <b>1:05.162</b>	
4 - 1:06.700	9 - 1:05.397	
5 - 1:07.113	10 - 1:05.811	
<b>32</b>	<b>Scott MOAKES</b>	Ray Kent
1 - 1:25.026	6 - <b>1:06.597</b>	
2 - 1:07.761	7 - 1:06.940	
3 - 1:06.869	8 - 1:07.452	
4 - 1:07.565	9 - 1:07.369	
5 - 1:08.264	10 - 1:06.766	
<b>34</b>	<b>Jason COOPER</b>	Van Diemen RF89
1 - 1:17.352	6 - 1:04.559	
2 - 1:05.660	7 - 1:05.873	
3 - 1:06.988	8 - <b>1:04.189</b>	
4 - 1:05.524	9 - 1:04.346	
5 - 1:04.970	10 - 1:04.315	
<b>38</b>	<b>Andrew THOMAS</b>	Reynard 89FF
1 - 1:21.336	6 - 1:07.016	
2 - 1:09.190	7 - 1:07.312	
3 - 1:07.677	8 - <b>1:06.755</b>	
4 - 1:07.273	9 - 1:07.728	
5 - 1:07.455	10 - 1:07.124	

Weather/Track: Cloud / Dry



## Walter Hayes Trophy

### LAP ANALYSIS - RACE 12 (LAST CHANCE) - Silverstone 5/6 November 2011

(contd.)

<b>42</b>	<b>Tom STOTEN</b>	Swift SC93
1 - 1:20.696	6 - <b>1:06.978</b>	
2 - 1:08.858	7 - 1:07.074	
3 - 1:08.508	8 - 1:07.852	
4 - 1:08.039	9 - 1:07.456	
5 - 1:09.321	10 - 1:16.333	
<b>44</b>	<b>Matthew DEAN</b>	Reynard RF88
1 - 1:19.405	6 - 1:06.526	
2 - 1:07.323	7 - 1:05.716	
3 - 1:06.306	8 - <b>1:05.325</b>	
4 - 1:05.639	9 - 1:07.629	
5 - 1:21.192	10 - 1:05.549	
<b>45</b>	<b>Steve CHAPMAN</b>	Van Diemen RF02
1 - 1:19.200	6 - <b>1:06.095</b>	
2 - 1:07.056	7 - 1:06.291	
3 - 1:06.341	8 - 1:07.305	
4 - 1:06.209	9 - 1:06.404	
5 - 1:11.504	10 - 1:06.613	
<b>46</b>	<b>Martin PIERACCINI</b>	Van Diemen RF90
1 - 1:26.114	6 - <b>1:06.295</b>	
2 - 1:07.137	7 - 1:07.597	
3 - 1:06.489	8 - 1:07.291	
4 - 1:07.085	9 - 1:15.400	
5 - 1:08.419	10 - 1:06.413	
<b>47</b>	<b>Rebecca DEAN</b>	Ford RF88
1 - <b>1:21.865</b>		
<b>48</b>	<b>Jamie STANLEY</b>	Ray 96
1 - 1:16.329	6 - 1:04.444	
2 - 1:06.391	7 - 1:05.174	
3 - 1:07.086	8 - 1:04.484	
4 - 1:05.185	9 - 1:04.518	
5 - 1:05.326	10 - <b>1:04.367</b>	

Weather/Track: Cloud / Dry

# Walter Hayes Trophy

## LAP ANALYSIS - RACE 12 (LAST CHANCE) - Silverstone 5/6 November 2011

(contd.)

<b>57</b>	<b>David WILD</b>	Reynard 89
1 - 1:18.285	6 - 1:07.232	
2 - 1:07.530	7 - 1:07.351	
3 - <b>1:06.057</b>	8 - 1:06.130	
4 - 1:06.153	9 - 1:06.636	
5 - 1:06.607	10 - 1:06.394	
<b>62</b>	<b>Dan HEADLAM</b>	Van Diemen RF99
1 - 3:00.027P	6 - 1:06.531	
2 - 1:40.543	7 - 1:07.289	
3 - 1:07.117	8 - <b>1:05.288</b>	
4 - 1:06.291		
5 - 1:05.500		
<b>63</b>	<b>Bob HIGGINS</b>	Van Diemen RF01
1 - 1:11.147	6 - 1:05.367	
2 - 1:07.315	7 - <b>1:05.079</b>	
3 - 1:05.799	8 - 1:05.660	
4 - 1:06.329	9 - 1:05.217	
5 - 1:05.601	10 - 1:05.492	
<b>69</b>	<b>Stephen HAGAN</b>	Reynard FF88
1 - 1:19.643	6 - 1:06.314	
2 - 1:07.215		
3 - 1:06.468		
4 - <b>1:06.063</b>		
5 - 1:13.947		
<b>70</b>	<b>Henry CAMPBELL</b>	Reynard FF83
1 - 1:45.555P		
<b>71</b>	<b>Stephen GIBBINS</b>	Van Diemen RF01
1 - 1:14.478	6 - 1:06.926	
2 - 1:08.107	7 - 1:06.955	
3 - 1:07.876	8 - 1:06.671	
4 - 1:06.937	9 - 1:06.757	
5 - 1:06.938	10 - <b>1:06.461</b>	

Weather/Track: Cloud / Dry

# Walter Hayes Trophy

## LAP ANALYSIS - RACE 12 (LAST CHANCE) - Silverstone 5/6 November 2011

(contd.)

<b>73</b>	<b>Kevin DONNELLY</b>	Van Diemen RF88
1 - 1:10.502	6 - 1:06.579	
2 - 1:07.345	7 - 1:06.441	
3 - 1:06.524	8 - 1:06.066	
4 - 1:07.885	9 - <b>1:05.574</b>	
5 - 1:05.823	10 - 1:06.047	
<b>75</b>	<b>John MURPHY</b>	Ray 8
1 - 1:22.050	6 - 1:06.271	
2 - 1:10.429	7 - 1:07.097	
3 - 1:06.815	8 - 1:08.374	
4 - 1:06.477	9 - 1:06.614	
5 - 1:09.106	10 - <b>1:05.915</b>	
<b>89</b>	<b>Matt HORWOOD</b>	Reynard 89FF
1 - 1:12.634	6 - 1:05.267	
2 - 1:07.463	7 - 1:04.984	
3 - 1:06.797	8 - 1:05.935	
4 - 1:05.693	9 - 1:05.670	
5 - 1:05.577	10 - <b>1:04.741</b>	
<b>96</b>	<b>Dan FOX</b>	Van Diemen RF03
1 - 1:11.532	6 - <b>1:05.627</b>	
2 - 1:09.650		
3 - 1:06.872		
4 - 1:06.447		
5 - 1:06.685		
<b>97</b>	<b>James HARVEY</b>	Ray GR05
1 - 1:13.927	6 - <b>1:06.503</b>	
2 - 1:07.478	7 - 1:06.777	
3 - 1:07.456	8 - 1:06.730	
4 - 1:06.745	9 - 1:26.475	
5 - 1:18.502	10 - 1:06.671	
<b>99</b>	<b>Adrian HAMILTON</b>	Van Diemen RF99
1 - 1:20.815	6 - 1:07.889	
2 - 1:07.116	7 - 1:08.620	
3 - <b>1:06.905</b>	8 - 1:08.027	
4 - 1:07.113	9 - 1:06.925	
5 - 1:09.683	10 - 1:07.258	

Weather/Track: Cloud / Dry

# Walter Hayes Trophy

## LAP ANALYSIS - RACE 12 (LAST CHANCE) - Silverstone 5/6 November 2011

(contd.)

<b>107</b>	<b>Klaus DIETER-HACKEL</b>	Van Diemen RF92
1 - 1:12.104	6 - <b>1:05.421</b>	
2 - 1:07.289	7 - 1:05.539	
3 - 1:06.139	8 - 1:06.702	
4 - 1:05.976	9 - 1:05.869	
5 - 1:05.836	10 - 1:06.308	
<b>111</b>	<b>Ben NORTON</b>	Spectrum 011B
1 - 1:13.200	6 - 1:03.646	
2 - 1:07.686	7 - 1:03.757	
3 - 1:06.496	8 - 1:03.614	
4 - 1:04.563	9 - 1:03.533	
5 - 1:04.080	10 - <b>1:03.341</b>	
<b>115</b>	<b>Lloyd HOPES</b>	Swift SC92F
1 - 1:14.314	6 - <b>1:06.070</b>	
2 - 1:07.680	7 - 1:06.451	
3 - 1:07.551	8 - 1:06.457	
4 - 1:06.679	9 - 1:06.121	
5 - 1:06.490	10 - 1:06.379	
<b>117</b>	<b>Michael MOYERS</b>	Swift SC92
1 - 1:09.777	6 - <b>1:04.618</b>	
2 - 1:05.513	7 - 1:04.713	
3 - 1:05.251	8 - 1:04.711	
4 - 1:04.637	9 - 1:04.873	
5 - 1:04.830	10 - 1:04.890	
<b>123</b>	<b>Carl HEMMING</b>	Ray GRS08
1 - 1:11.951	6 - <b>1:05.689</b>	
2 - 1:07.614	7 - 1:06.846	
3 - 1:07.738	8 - 1:07.093	
4 - 1:06.757	9 - 1:06.690	
5 - 1:06.820	10 - 1:06.435	
<b>157</b>	<b>Austin KIMBERLEY</b>	Van Diemen RF03
1 - 1:10.166	6 - 1:04.674	
2 - 1:06.107	7 - <b>1:04.344</b>	
3 - 1:05.449	8 - 1:04.476	
4 - 1:05.057	9 - 1:04.891	
5 - 1:04.906	10 - 1:04.866	

Weather/Track: Cloud / Dry

# Walter Hayes Trophy

## LAP CHART - RACE 12 (LAST CHANCE) - Silverstone 5/6 November 2011

Lap 1			Lap 2			Lap 3			Lap 4			Lap 5		
No	Behind	Laptime	No	Behind	Laptime	No	Behind	Laptime	No	Behind	Laptime	No	Behind	Laptime
25		1:08.309	25		1:05.983	5		1:05.165	5		1:04.783	5		1:04.718
5	0.160	1:08.469	5	0.084	1:05.907	25	0.528	1:05.777	25	0.626	1:04.881	25	0.753	1:04.845
117	1.468	1:09.777	117	0.998	1:05.513	117	1.000	1:05.251	117	0.854	1:04.637	117	0.966	1:04.830
157	1.857	1:10.166	157	1.981	1:06.107	157	2.181	1:05.449	157	2.455	1:05.057	157	2.643	1:04.906
73	2.193	1:10.502	73	3.555	1:07.345	63	4.720	1:05.799	63	6.266	1:06.329	111	6.983	1:04.080
63	2.838	1:11.147	63	4.170	1:07.315	73	4.830	1:06.524	107	7.184	1:05.976	63	7.149	1:05.601
96	3.223	1:11.532	107	5.101	1:07.289	107	5.991	1:06.139	111	7.621	1:04.563	107	8.302	1:05.836
26	3.353	1:11.662	123	5.273	1:07.614	89	7.353	1:06.797	73	7.932	1:07.885	73	9.037	1:05.823
123	3.642	1:11.951	89	5.805	1:07.463	123	7.762	1:07.738	89	8.263	1:05.693	89	9.122	1:05.577
107	3.795	1:12.104	111	6.594	1:07.686	111	7.841	1:06.496	123	9.736	1:06.757	48	11.275	1:05.326
17	4.232	1:12.541	96	6.890	1:09.650	96	8.513	1:06.872	96	10.177	1:06.447	34	11.452	1:04.970
89	4.325	1:12.634	97	7.113	1:07.478	97	9.320	1:07.456	48	10.667	1:05.185	123	11.838	1:06.820
111	4.891	1:13.200	17	7.604	1:09.355	115	10.004	1:07.551	34	11.200	1:05.524	96	12.144	1:06.685
97	5.618	1:13.927	115	7.702	1:07.680	48	10.265	1:07.086	97	11.282	1:06.745	115	13.672	1:06.490
115	6.005	1:14.314	71	8.293	1:08.107	34	10.459	1:06.988	115	11.900	1:06.679	17	14.883	1:07.275
71	6.169	1:14.478	48	8.428	1:06.391	17	10.516	1:08.161	17	12.326	1:06.593	71	15.294	1:06.938
48	8.020	1:16.329	34	8.720	1:05.660	71	10.920	1:07.876	71	13.074	1:06.937	57	15.590	1:06.607
34	9.043	1:17.352	24	9.979	1:06.509	24	11.108	1:06.378	26	13.338	1:06.700	26	15.733	1:07.113
24	9.453	1:17.762	26	10.214	1:12.844	26	11.421	1:06.456	57	13.701	1:06.153	24	15.984	1:06.996
57	9.976	1:18.285	57	11.523	1:07.530	57	12.331	1:06.057	24	13.706	1:07.381	62	2 LAPS	1:07.117
45	10.891	1:19.200	45	11.964	1:07.056	45	13.056	1:06.341	44	14.349	1:05.639	45	21.268	1:11.504
44	11.096	1:19.405	44	12.436	1:07.323	44	13.493	1:06.306	45	14.482	1:06.209	99	22.590	1:09.683
69	11.334	1:19.643	69	12.566	1:07.215	69	13.785	1:06.468	69	15.065	1:06.063	38	23.889	1:07.455
42	12.387	1:20.696	99	13.639	1:07.116	99	15.295	1:06.905	62	2 LAPS	1:40.543	69	24.294	1:13.947
99	12.506	1:20.815	42	15.262	1:08.858	8	17.657	1:07.553	99	17.625	1:07.113	8	24.408	1:08.676
8	12.794	1:21.103	8	15.353	1:08.542	42	18.521	1:08.508	8	20.450	1:07.576	97	25.066	1:18.502
38	13.027	1:21.336	38	16.234	1:09.190	38	18.662	1:07.677	38	21.152	1:07.273	9	25.185	1:08.037
47	13.556	1:21.865	75	18.187	1:10.429	75	19.753	1:06.815	75	21.447	1:06.477	75	25.835	1:09.106
75	13.741	1:22.050	32	18.495	1:07.761	32	20.115	1:06.869	42	21.777	1:08.039	46	26.202	1:08.419
32	16.717	1:25.026	46	18.959	1:07.137	46	20.199	1:06.489	9	21.866	1:05.781	42	26.380	1:09.321
46	17.805	1:26.114	9	20.697	1:06.602	9	20.868	1:05.420	46	22.501	1:07.085	32	26.443	1:08.264
9	20.078	1:28.387	62	1 LAP	3:00.027P				32	22.897	1:07.565	44	30.823	1:21.192
70	37.246	1:45.555P												
20	40.345	1:48.654P												

Weather/Track: Cloud / Dry

www.mstworld.com

Page 1 of 2

Silverstone  
Circuit Length = 1.6390 miles.  
Start: 12:10 End: 12:21

Printed - 12:24 Sunday, 06 November 2011

# Walter Hayes Trophy

## LAP CHART - RACE 12 (LAST CHANCE) - Silverstone 5/6 November 2011

(contd.)

Lap 6			Lap 7			Lap 8			Lap 9			Lap 10		
No	Behind	Laptime	No	Behind	Laptime	No	Behind	Laptime	No	Behind	Laptime	No	Behind	Laptime
5		1:04.486	5		1:04.170	5		1:04.163	5		1:04.089	5		1:04.039
25	0.847	1:04.580	25	1.340	1:04.663	25	2.037	1:04.860	25	2.756	1:04.808	25	3.639	1:04.922
117	1.098	1:04.618	117	1.641	1:04.713	117	2.189	1:04.711	117	2.973	1:04.873	117	3.824	1:04.890
157	2.831	1:04.674	157	3.005	1:04.344	157	3.318	1:04.476	157	4.120	1:04.891	111	3.927	1:03.341
111	6.143	1:03.646	111	5.730	1:03.757	111	5.181	1:03.614	111	4.625	1:03.533	157	4.947	1:04.866
63	8.030	1:05.367	63	8.939	1:05.079	63	10.436	1:05.660	63	11.564	1:05.217	63	13.017	1:05.492
107	9.237	1:05.421	107	10.606	1:05.539	89	12.489	1:05.935	48	12.987	1:04.518	48	13.315	1:04.367
89	9.903	1:05.267	89	10.717	1:04.984	48	12.558	1:04.484	34	13.511	1:04.346	34	13.787	1:04.315
73	11.130	1:06.579	48	12.237	1:05.174	107	13.145	1:06.702	89	14.070	1:05.670	89	14.772	1:04.741
48	11.233	1:04.444	34	13.228	1:05.873	34	13.254	1:04.189	107	14.925	1:05.869	107	17.194	1:06.308
34	11.525	1:04.559	73	13.401	1:06.441	73	15.304	1:06.066	73	16.789	1:05.574	73	18.797	1:06.047
123	13.041	1:05.689	123	15.717	1:06.846	123	18.647	1:07.093	123	21.248	1:06.690	26	23.227	1:05.811
96	13.285	1:05.627	115	17.537	1:06.451	115	19.831	1:06.457	26	21.455	1:05.397	123	23.644	1:06.435
115	15.256	1:06.070	26	19.148	1:06.389	26	20.147	1:05.162	115	21.863	1:06.121	115	24.203	1:06.379
26	16.929	1:05.682	71	20.519	1:06.955	24	22.576	1:05.967	24	23.308	1:04.821	24	24.435	1:05.166
71	17.734	1:06.926	24	20.772	1:06.494	71	23.027	1:06.671	71	25.695	1:06.757	71	28.117	1:06.461
17	18.241	1:07.844	57	21.517	1:07.351	57	23.484	1:06.130	57	26.031	1:06.636	57	28.386	1:06.394
57	18.336	1:07.232	17	21.705	1:07.634	17	24.062	1:06.520	62	2 LAPS	1:07.289	62	2 LAPS	1:05.288
24	18.448	1:06.950	62	2 LAPS	1:05.500	62	2 LAPS	1:06.531	17	27.960	1:07.987	17	31.457	1:07.536
62	2 LAPS	1:06.291	45	24.998	1:06.291	45	28.140	1:07.305	45	30.455	1:06.404	9	32.429	1:05.277
45	22.877	1:06.095	9	28.470	1:06.246	9	30.190	1:05.883	9	31.191	1:05.090	45	33.029	1:06.613
99	25.993	1:07.889	38	29.561	1:07.312	38	32.153	1:06.755	38	35.792	1:07.728	38	38.877	1:07.124
69	26.122	1:06.314	97	29.690	1:06.777	97	32.257	1:06.730	99	37.143	1:06.925	75	39.159	1:05.915
9	26.394	1:05.695	99	30.443	1:08.620	99	34.307	1:08.027	75	37.283	1:06.614	99	40.362	1:07.258
38	26.419	1:07.016	75	30.547	1:07.097	46	34.566	1:07.291	32	37.893	1:07.369	32	40.620	1:06.766
8	27.010	1:07.088	32	31.324	1:06.940	32	34.613	1:07.452	42	38.832	1:07.456	44	40.621	1:05.549
97	27.083	1:06.503	46	31.438	1:07.597	75	34.758	1:08.374	8	38.990	1:07.869	8	43.294	1:08.343
75	27.620	1:06.271	8	31.555	1:08.715	8	35.210	1:07.818	44	39.111	1:07.629	46	48.251	1:06.413
46	28.011	1:06.295	42	31.776	1:07.074	42	35.465	1:07.852	46	45.877	1:15.400	42	51.126	1:16.333
32	28.554	1:06.597	44	34.409	1:05.716	44	35.571	1:05.325	97	54.643	1:26.475	97	57.275	1:06.671
42	28.872	1:06.978												
44	32.863	1:06.526												

Weather/Track: Cloud / Dry

www.mstworld.com

Page 2 of 2

Silverstone  
Circuit Length = 1.6390 miles.  
Start: 12:10 End: 12:21

Printed - 12:24 Sunday, 06 November 2011

# Walter Hayes Trophy

## GRID FOR SEMI FINAL 1 - RACE 13 - Walter Hayes Trophy - Silverstone 5/6 November 2011

ROW  
18  
ROW  
17  
ROW  
16  
ROW  
15  
ROW  
14  
ROW  
13  
ROW  
12  
ROW  
11  
ROW  
10  
ROW  
9  
ROW  
8  
ROW  
7  
ROW  
6  
ROW  
5  
ROW  
4  
ROW  
3  
ROW  
2  
ROW  
1

97	HARVEY	46	PIERACCINI	
	44	DEAN	99	HAMILTON
38	THOMAS	9	JONES	
	57	WILD	24	MASON
123	HEMMING	73	DONNELLY	
	89	HORWOOD	48	STANLEY
157	KIMBERLEY	117	MOYERS	
	5	FERGUSON	119	CAMPBELL
86	WINN	23	FARRELL	
	58	MATOS	65	REYNOLDS
10	JOHNSTON	90	BARNETT	
	143	BRADSHAW	27	MCCULLOUGH
61	HIGGINS	12	CAMPFIELD	
	56	ORGEE	15	MARTHUR
72	DEMPSEY	41	GRADY	
	101	MIDDLEHURST	77	GHINN
98	FOWLER	66	MCMULLAN	
	22	HINDMAN	81	FISHER

POLE

RESERVES: 96 69 47 70 20 3

Silverstone  
Circuit Length = 1.6390 miles.

**These results are provisional until the conclusion of any judicial and technical matters.**

Clerk of the Course:

Timekeeper:

# Walter Hayes Trophy

## GRID FOR SEMI FINAL 2 - RACE 14 - Walter Hayes Trophy - Silverstone 5/6 November 2011

ROW 18	62	HEADLAM	42	STOTEN	
ROW 17		8	BRADLEY	32	MOAKES
ROW 16	75	MURPHY	45	CHAPMAN	
ROW 15		17	MACGREGOR	71	GIBBINS
ROW 14	115	HOPES	26	THOMPSON	
ROW 13		107	DIETER-HACKEL	34	COOPER
ROW 12	63	HIGGINS	111	NORTON	
ROW 11		25	MOORE	87	CLIFFORD
ROW 10	54	CROSBIE	40	COYNE	
ROW 9		67	GLYNN	211	MITCHELL
ROW 8	6	VERGERS	112	DUNNE	
ROW 7		11	HAMMOND	4	QUINN
ROW 6	43	COOPER	14	BULL	
ROW 5		37	SMITH	49	AHMED
ROW 4	28	GOUGH	188	WHITE	
ROW 3		2	FISHER	35	HALL
ROW 2	50	BRIDGER	21	ALBERICO	
ROW 1		7	BOYD	36	O'NEILL

POLE

RESERVES: 96 69 47 70 20 3

Silverstone  
Circuit Length = 1.6390 miles.

**These results are provisional until the conclusion of any judicial and technical matters.**

Clerk of the Course:

Timekeeper:



# Walter Hayes Trophy

## RACE 13 CLASSIFICATION - SEMI FINAL 1 - Silverstone 5/6 November 2011

POS	NO	CL	DRIVER	NAT	CAR	TIME	LAPS	GAP	MPH	BEST
1	81		Josh FISHER		Van Diemen RF05	12:49.453	12		92.24	1:03.279
2	12		Adrian CAMPFIELD		Spectrum 011C	12:50.414	12	0.961	92.13	1:02.855
3	66		Jonny MCMULLAN		Ray GR09	12:51.259	12	1.806	92.03	1:03.361
4	22		Trent HINDMAN		Ray GR08	12:51.638	12	2.185	91.98	1:03.659
5	41		David GRADY		Van Diemen RF02	13:01.171	12	11.718	90.86	1:03.886
6	98		Neil FOWLER		Reynard 89	13:01.690	12	12.237	90.80	1:04.116
7	5		John FERGUSON		Ray GR07	13:05.152	12	15.699	90.40	1:04.224
8	72		Morgan DEMPSEY		Van Diemen LA10	13:05.451	12	15.998	90.37	1:04.395
9	61		Adam HIGGINS		Van Diemen RF90	13:06.369	12	16.916	90.26	1:04.685
10	27		Ivor MCCULLOUGH		Van Diemen RF00	13:06.851	12	17.398	90.20	1:03.215
11	56		Roger ORGEE		Van Diemen RF00	13:06.985	12	17.532	90.19	1:04.073
12	90		Josh BARNETT		Van Diemen BR001	13:09.366	12	19.913	89.92	1:04.860
13	48		Jamie STANLEY		Ray 96	13:14.431	12	24.978	89.34	1:04.998
14	117		Michael MOYERS		Swift SC92	13:18.999	12	29.546	88.83	1:05.293
15	89		Matt HORWOOD		Reynard 89FF	13:19.738	12	30.285	88.75	1:05.462
16	119		Ryan CAMPBELL		Mondiale M89	13:19.975	12	30.522	88.72	1:05.326
17	10		Miles JOHNSTON		Mygale SJ01	13:22.158	12	32.705	88.48	1:05.565
18	9		Nick JONES		Spectrum O11C	13:23.026	12	33.573	88.39	1:04.485
19	77		Gaius GHINN		Van Diemen RF00	13:23.145	12	33.692	88.37	1:04.513
20	23		John FARRELL		Reynard 89FF	13:26.240	12	36.787	88.04	1:05.636
21	15		David MCARTHUR		Van Diemen DP08	13:27.439	12	37.986	87.90	1:05.657
22	86		Neil WINN		Van Diemen RF99	13:35.208	12	45.755	87.07	1:06.045
23	65		Tim REYNOLDS		Spectrum 11C	13:36.978	12	47.525	86.88	1:05.485
24	44		Matthew DEAN		Reynard RF88	13:38.340	12	48.887	86.73	1:06.429
25	57		David WILD		Reynard 89	13:40.348	12	50.895	86.52	1:06.809
26	123		Carl HEMMING		Ray GRS08	13:42.710	12	53.257	86.27	1:07.297
27	46		Martin PIERACCINI		Van Diemen RF90	13:48.219	12	58.766	85.70	1:06.500
28	38		Andrew THOMAS		Reynard 89FF	13:54.887	12	1:05.434	85.01	1:07.008
29	99		Adrian HAMILTON		Van Diemen RF99	13:01.571	11	1 LAP	83.26	1:06.664

### NOT CLASSIFIED

58			Pedro MATOS		Swift SC97 Kent	12:08.509	11	D.N.F.	89.33	1:04.998
143			Tom BRADSHAW		Van Diemen RF04	10:50.244	10	D.N.F.	91.01	1:03.405
101			Chris MIDDLEHURST		Van Diemen CA10	7:34.142	7	D.N.F.	91.33	1:03.927
97			James HARVEY		Ray GR05	6:32.080	5	D.N.F.	75.69	1:07.138
73			Kevin DONNELLY		Van Diemen RF88	2:20.613	2	D.N.F.	85.17	1:06.348
157			Austin KIMBERLEY		Van Diemen RF03	2:20.988	2	D.N.F.	84.95	1:07.264
24			Paul MASON		Swift SC94	2:21.278	2	D.N.F.	84.77	1:06.661

### FASTEST LAP

12			Adrian CAMPFIELD		Spectrum 011C	1:02.855	3	93.87mph	151.07kph
----	--	--	------------------	--	---------------	----------	---	----------	-----------

Weather/Track: Sun / Dry

These results are provisional until the conclusion of any judicial and technical matters.

Silverstone  
Circuit Length = 1.6390 miles.  
Start: 13:16 End: 13:28

Clerk of the Course:		Timekeeper:
----------------------	--	-------------

# Walter Hayes Trophy

## LAP ANALYSIS - RACE 13 (SEMI FINAL 1) - Silverstone 5/6 November 2011

<b>5</b>	<b>John FERGUSON</b>	Ray GR07
1 - 1:11.105	6 - 1:04.508	11 - 1:06.361
2 - <b>1:04.224</b>	7 - 1:04.690	12 - 1:05.036
3 - 1:04.369	8 - 1:04.904	
4 - 1:04.353	9 - 1:05.679	
5 - 1:04.325	10 - 1:05.598	
<b>9</b>	<b>Nick JONES</b>	Spectrum O11C
1 - 1:14.837	6 - 1:05.577	11 - 1:06.688
2 - 1:05.940	7 - 1:06.928	12 - 1:06.429
3 - 1:06.192	8 - 1:06.745	
4 - 1:05.739	9 - 1:06.289	
5 - <b>1:04.485</b>	10 - 1:07.177	
<b>10</b>	<b>Miles JOHNSTON</b>	Mygale SJ01
1 - 1:11.951	6 - 1:05.778	11 - 1:06.842
2 - <b>1:05.565</b>	7 - 1:06.105	12 - 1:06.722
3 - 1:06.863	8 - 1:06.174	
4 - 1:05.600	9 - 1:07.147	
5 - 1:06.463	10 - 1:06.948	
<b>12</b>	<b>Adrian CAMPFIELD</b>	Spectrum 011C
1 - 1:08.758	6 - 1:03.597	11 - 1:04.943
2 - 1:03.420	7 - 1:03.746	12 - 1:03.907
3 - <b>1:02.855</b>	8 - 1:03.941	
4 - 1:03.281	9 - 1:03.659	
5 - 1:03.944	10 - 1:04.363	
<b>15</b>	<b>David MCARTHUR</b>	Van Diemen DP08
1 - 1:10.695	6 - 1:06.297	11 - 1:07.071
2 - 1:06.006	7 - <b>1:05.657</b>	12 - 1:06.601
3 - 1:05.809	8 - 1:05.713	
4 - 1:06.183	9 - 1:06.069	
5 - 1:06.632	10 - 1:14.706	
<b>22</b>	<b>Trent HINDMAN</b>	Ray GR08
1 - 1:07.069	6 - 1:03.773	11 - 1:04.653
2 - 1:03.787	7 - 1:03.821	12 - 1:04.604
3 - 1:03.869	8 - 1:04.043	
4 - 1:04.005	9 - 1:03.927	
5 - <b>1:03.659</b>	10 - 1:04.428	

Weather/Track: Sun / Dry

www.mstworld.com

Page 1 of 6

Silverstone  
Circuit Length = 1.6390 miles.  
Start: 13:16 End: 13:28

Printed - 13:33 Sunday, 06 November 2011

# Walter Hayes Trophy

## LAP ANALYSIS - RACE 13 (SEMI FINAL 1) - Silverstone 5/6 November 2011

(contd.)

<b>23</b>	<b>John FARRELL</b>	Reynard 89FF
1 - 1:12.575	6 - 1:06.176	11 - 1:06.969
2 - 1:06.675	7 - 1:06.460	12 - 1:07.100
3 - 1:06.591	8 - 1:06.534	
4 - 1:06.283	9 - 1:06.787	
5 - <b>1:05.636</b>	10 - 1:08.454	
<b>24</b>	<b>Paul MASON</b>	Swift SC94
1 - 1:14.617		
2 - <b>1:06.661</b>		
<b>27</b>	<b>Ivor MCCULLOUGH</b>	Van Diemen RF00
1 - 1:09.864	6 - 1:05.043	11 - 1:05.934
2 - 1:04.567	7 - 1:03.625	12 - 1:05.588
3 - <b>1:03.215</b>	8 - 1:05.053	
4 - 1:04.367	9 - 1:04.553	
5 - 1:04.102	10 - 1:10.940	
<b>38</b>	<b>Andrew THOMAS</b>	Reynard 89FF
1 - 1:16.083	6 - 1:16.250	11 - 1:08.856
2 - 1:07.345	7 - 1:07.952	12 - 1:09.261
3 - <b>1:07.008</b>	8 - 1:08.689	
4 - 1:08.115	9 - 1:08.593	
5 - 1:07.608	10 - 1:09.127	
<b>41</b>	<b>David GRADY</b>	Van Diemen RF02
1 - 1:08.695	6 - 1:04.729	11 - 1:05.938
2 - 1:04.012	7 - 1:04.131	12 - 1:04.766
3 - <b>1:03.886</b>	8 - 1:04.917	
4 - 1:04.965	9 - 1:04.980	
5 - 1:04.923	10 - 1:05.229	
<b>44</b>	<b>Matthew DEAN</b>	Reynard RF88
1 - 1:15.671	6 - 1:08.535	11 - 1:07.560
2 - 1:06.561	7 - <b>1:06.429</b>	12 - 1:06.877
3 - 1:08.929	8 - 1:06.740	
4 - 1:08.564	9 - 1:07.177	
5 - 1:08.023	10 - 1:07.274	

Weather/Track: Sun / Dry

www.mstworld.com

Page 2 of 6

Silverstone  
Circuit Length = 1.6390 miles.  
Start: 13:16 End: 13:28

Printed - 13:33 Sunday, 06 November 2011

## Walter Hayes Trophy

### LAP ANALYSIS - RACE 13 (SEMI FINAL 1) - Silverstone 5/6 November 2011

(contd.)

<b>46</b>	<b>Martin PIERACCINI</b>	Van Diemen RF90
1 - 1:15.179	6 - 1:08.573	11 - 1:06.696
2 - <b>1:06.500</b>	7 - 1:06.745	12 - 1:16.434
3 - 1:09.088	8 - 1:07.792	
4 - 1:08.264	9 - 1:07.025	
5 - 1:08.262	10 - 1:07.661	
<b>48</b>	<b>Jamie STANLEY</b>	Ray 96
1 - 1:12.864	6 - 1:05.800	11 - 1:06.030
2 - 1:05.698	7 - 1:05.400	12 - 1:05.923
3 - 1:05.382	8 - 1:05.221	
4 - <b>1:04.998</b>	9 - 1:05.755	
5 - 1:05.129	10 - 1:06.231	
<b>56</b>	<b>Roger ORGEE</b>	Van Diemen RF00
1 - 1:09.254	6 - 1:04.925	11 - 1:06.515
2 - 1:04.460	7 - 1:04.612	12 - 1:05.823
3 - 1:04.594	8 - 1:05.241	
4 - 1:05.102	9 - 1:06.437	
5 - <b>1:04.073</b>	10 - 1:05.949	
<b>57</b>	<b>David WILD</b>	Reynard 89
1 - 1:15.557	6 - 1:08.513	11 - <b>1:06.809</b>
2 - 1:06.952	7 - 1:07.222	12 - 1:07.736
3 - 1:09.748	8 - 1:07.535	
4 - 1:07.331	9 - 1:07.400	
5 - 1:08.038	10 - 1:07.507	
<b>58</b>	<b>Pedro MATOS</b>	Swift SC97 Kent
1 - 1:10.577	6 - 1:05.709	11 - 1:06.878
2 - <b>1:04.998</b>	7 - 1:05.346	
3 - 1:05.401	8 - 1:05.615	
4 - 1:05.822	9 - 1:05.818	
5 - 1:05.699	10 - 1:06.646	
<b>61</b>	<b>Adam HIGGINS</b>	Van Diemen RF90
1 - 1:10.142	6 - 1:05.107	11 - 1:05.154
2 - 1:05.656	7 - 1:04.704	12 - 1:05.034
3 - <b>1:04.685</b>	8 - 1:05.082	
4 - 1:05.071	9 - 1:04.920	
5 - 1:05.388	10 - 1:05.426	

Weather/Track: Sun / Dry

www.mstworld.com

Page 3 of 6

Silverstone  
Circuit Length = 1.6390 miles.  
Start: 13:16 End: 13:28

Printed - 13:33 Sunday, 06 November 2011

# Walter Hayes Trophy

## LAP ANALYSIS - RACE 13 (SEMI FINAL 1) - Silverstone 5/6 November 2011

(contd.)

<b>65</b>	<b>Tim REYNOLDS</b>	Spectrum 11C
1 - 1:12.823	6 - 1:20.421	11 - 1:06.898
2 - 1:06.548	7 - 1:05.784	12 - 1:06.037
3 - 1:06.178	8 - 1:07.363	
4 - 1:05.883	9 - 1:07.055	
5 - <b>1:05.485</b>	10 - 1:06.503	
<b>66</b>	<b>Jonny MCMULLAN</b>	Ray GR09
1 - 1:07.371	6 - 1:03.867	11 - 1:04.745
2 - 1:03.386	7 - 1:03.983	12 - 1:04.811
3 - 1:03.540	8 - 1:04.149	
4 - <b>1:03.361</b>	9 - 1:04.083	
5 - 1:03.661	10 - 1:04.302	
<b>72</b>	<b>Morgan DEMPSEY</b>	Van Diemen LA10
1 - 1:09.725	6 - 1:04.396	11 - 1:06.978
2 - 1:04.917	7 - 1:05.039	12 - 1:04.827
3 - <b>1:04.395</b>	8 - 1:05.014	
4 - 1:04.666	9 - 1:05.558	
5 - 1:04.501	10 - 1:05.435	
<b>73</b>	<b>Kevin DONNELLY</b>	Van Diemen RF88
1 - 1:14.265		
2 - <b>1:06.348</b>		
<b>77</b>	<b>Gaius GHINN</b>	Van Diemen RF00
1 - 1:09.344	6 - 1:05.379	11 - 1:05.677
2 - 1:05.953	7 - 1:05.477	12 - 1:05.483
3 - <b>1:04.513</b>	8 - 1:05.471	
4 - 1:05.043	9 - 1:19.262	
5 - 1:04.880	10 - 1:06.663	
<b>81</b>	<b>Josh FISHER</b>	Van Diemen RF05
1 - 1:06.851	6 - 1:04.135	11 - 1:04.400
2 - <b>1:03.279</b>	7 - 1:04.169	12 - 1:04.324
3 - 1:03.331	8 - 1:03.727	
4 - 1:04.055	9 - 1:03.783	
5 - 1:03.622	10 - 1:03.777	

Weather/Track: Sun / Dry

www.mstworld.com

Page 4 of 6

Silverstone  
Circuit Length = 1.6390 miles.  
Start: 13:16 End: 13:28

Printed - 13:33 Sunday, 06 November 2011

# Walter Hayes Trophy

## LAP ANALYSIS - RACE 13 (SEMI FINAL 1) - Silverstone 5/6 November 2011

(contd.)

<b>86</b>	<b>Neil WINN</b>	Van Diemen RF99
1 - 1:12.681	6 - 1:08.023	11 - 1:06.769
2 - 1:12.964	7 - 1:06.838	12 - 1:06.908
3 - <b>1:06.045</b>	8 - 1:06.583	
4 - 1:07.148	9 - 1:06.889	
5 - 1:07.403	10 - 1:06.957	
<b>89</b>	<b>Matt HORWOOD</b>	Reynard 89FF
1 - 1:14.117	6 - 1:06.110	11 - 1:05.913
2 - 1:05.551	7 - 1:06.247	12 - 1:05.887
3 - 1:05.793	8 - <b>1:05.462</b>	
4 - 1:05.777	9 - 1:06.090	
5 - 1:05.846	10 - 1:06.945	
<b>90</b>	<b>Josh BARNETT</b>	Van Diemen BR001
1 - 1:11.587	6 - 1:05.450	11 - 1:05.578
2 - 1:04.869	7 - <b>1:04.860</b>	12 - 1:05.224
3 - 1:05.236	8 - 1:05.504	
4 - 1:05.221	9 - 1:05.235	
5 - 1:04.983	10 - 1:05.619	
<b>97</b>	<b>James HARVEY</b>	Ray GR05
1 - 1:16.753		
2 - <b>1:07.138</b>		
3 - 1:30.605		
4 - 1:10.451		
5 - 1:27.133P		
<b>98</b>	<b>Neil FOWLER</b>	Reynard 89
1 - 1:07.952	6 - 1:04.794	11 - 1:05.976
2 - 1:04.158	7 - 1:04.250	12 - 1:05.360
3 - <b>1:04.116</b>	8 - 1:05.489	
4 - 1:04.670	9 - 1:04.889	
5 - 1:04.758	10 - 1:05.278	
<b>99</b>	<b>Adrian HAMILTON</b>	Van Diemen RF99
1 - 1:16.307	6 - 1:10.343	11 - 1:08.960
2 - <b>1:06.664</b>	7 - 1:09.657	
3 - 1:17.847	8 - 1:09.153	
4 - 1:11.226	9 - 1:09.730	
5 - 1:10.367	10 - 1:11.317	

Weather/Track: Sun / Dry

www.mstworld.com

Page 5 of 6

Silverstone  
Circuit Length = 1.6390 miles.  
Start: 13:16 End: 13:28

Printed - 13:33 Sunday, 06 November 2011

# Walter Hayes Trophy

## LAP ANALYSIS - RACE 13 (SEMI FINAL 1) - Silverstone 5/6 November 2011

(contd.)

<b>101</b>	<b>Chris MIDDLEHURST</b>	Van Diemen CA10
1 - 1:08.040	6 - 1:04.408	
2 - <b>1:03.927</b>	7 - 1:04.446	
3 - 1:04.398		
4 - 1:04.267		
5 - 1:04.656		
<b>117</b>	<b>Michael MOYERS</b>	Swift SC92
1 - 1:13.257	6 - 1:05.858	11 - 1:06.255
2 - 1:05.984	7 - 1:06.074	12 - 1:06.021
3 - 1:05.775	8 - 1:06.289	
4 - 1:05.739	9 - 1:06.009	
5 - <b>1:05.293</b>	10 - 1:06.445	
<b>119</b>	<b>Ryan CAMPBELL</b>	Mondiale M89
1 - 1:12.245	6 - 1:06.218	11 - 1:06.384
2 - <b>1:05.326</b>	7 - 1:06.447	12 - 1:06.386
3 - 1:05.671	8 - 1:06.277	
4 - 1:05.966	9 - 1:06.539	
5 - 1:06.009	10 - 1:06.507	
<b>123</b>	<b>Carl HEMMING</b>	Ray GRS08
1 - 1:14.494	6 - 1:08.234	11 - 1:07.473
2 - 1:07.443	7 - <b>1:07.297</b>	12 - 1:08.750
3 - 1:08.116	8 - 1:08.554	
4 - 1:08.632	9 - 1:07.424	
5 - 1:08.271	10 - 1:08.022	
<b>143</b>	<b>Tom BRADSHAW</b>	Van Diemen RF04
1 - 1:09.490	6 - 1:04.922	
2 - 1:04.116	7 - 1:03.941	
3 - <b>1:03.405</b>	8 - 1:05.116	
4 - 1:03.929	9 - 1:04.933	
5 - 1:04.449	10 - 1:05.943	
<b>157</b>	<b>Austin KIMBERLEY</b>	Van Diemen RF03
1 - 1:13.724		
2 - <b>1:07.264</b>		

Weather/Track: Sun / Dry

www.mstworld.com

Page 6 of 6

Silverstone  
Circuit Length = 1.6390 miles.  
Start: 13:16 End: 13:28

Printed - 13:33 Sunday, 06 November 2011

# Walter Hayes Trophy

## LAP CHART - RACE 13 (SEMI FINAL 1) - Silverstone 5/6 November 2011

Lap 1			Lap 2			Lap 3			Lap 4			Lap 5		
No	Behind	Laptime	No	Behind	Laptime	No	Behind	Laptime	No	Behind	Laptime	No	Behind	Laptime
81		1:06.851	81		1:03.279	81		1:03.331	81		1:04.055	81		1:03.622
22	0.218	1:07.069	66	0.627	1:03.386	66	0.836	1:03.540	66	0.142	1:03.361	66	0.181	1:03.661
66	0.520	1:07.371	22	0.726	1:03.787	22	1.264	1:03.869	12	0.798	1:03.281	12	1.120	1:03.944
98	1.101	1:07.952	101	1.837	1:03.927	12	1.572	1:02.855	22	1.214	1:04.005	22	1.251	1:03.659
101	1.189	1:08.040	98	1.980	1:04.158	98	2.765	1:04.116	101	3.116	1:04.267	101	4.150	1:04.656
41	1.844	1:08.695	12	2.048	1:03.420	101	2.904	1:04.398	98	3.380	1:04.670	143	4.251	1:04.449
12	1.907	1:08.758	41	2.577	1:04.012	41	3.132	1:03.886	143	3.424	1:03.929	98	4.516	1:04.758
56	2.403	1:09.254	143	3.476	1:04.116	143	3.550	1:03.405	41	4.042	1:04.965	27	4.977	1:04.102
77	2.493	1:09.344	56	3.584	1:04.460	27	4.185	1:03.215	27	4.497	1:04.367	41	5.343	1:04.923
143	2.639	1:09.490	27	4.301	1:04.567	56	4.847	1:04.594	56	5.894	1:05.102	56	6.345	1:04.073
72	2.874	1:09.725	72	4.512	1:04.917	72	5.576	1:04.395	72	6.187	1:04.666	72	7.066	1:04.501
27	3.013	1:09.864	77	5.167	1:05.953	5	6.237	1:04.369	5	6.535	1:04.353	5	7.238	1:04.325
61	3.291	1:10.142	5	5.199	1:04.224	77	6.349	1:04.513	77	7.337	1:05.043	77	8.595	1:04.880
58	3.726	1:10.577	58	5.445	1:04.998	61	7.022	1:04.685	61	8.038	1:05.071	61	9.804	1:05.388
15	3.844	1:10.695	61	5.668	1:05.656	58	7.515	1:05.401	58	9.282	1:05.822	90	10.758	1:04.983
5	4.254	1:11.105	90	6.326	1:04.869	90	8.231	1:05.236	90	9.397	1:05.221	58	11.359	1:05.699
90	4.736	1:11.587	15	6.571	1:06.006	15	9.049	1:05.809	15	11.177	1:06.183	48	12.933	1:05.129
10	5.100	1:11.951	10	7.386	1:05.565	119	9.781	1:05.671	48	11.426	1:04.998	119	14.079	1:06.009
119	5.394	1:12.245	119	7.441	1:05.326	48	10.483	1:05.382	119	11.692	1:05.966	15	14.187	1:06.632
23	5.724	1:12.575	48	8.432	1:05.698	10	10.918	1:06.863	10	12.463	1:05.600	117	14.910	1:05.293
86	5.830	1:12.681	117	9.111	1:05.984	117	11.555	1:05.775	117	13.239	1:05.739	10	15.304	1:06.463
65	5.972	1:12.823	23	9.120	1:06.675	89	12.000	1:05.793	89	13.722	1:05.777	65	15.779	1:05.485
48	6.013	1:12.864	65	9.241	1:06.548	65	12.088	1:06.178	65	13.916	1:05.883	89	15.946	1:05.846
117	6.406	1:13.257	89	9.538	1:05.551	23	12.380	1:06.591	23	14.608	1:06.283	9	16.055	1:04.485
157	6.873	1:13.724	73	10.483	1:06.348	9	13.508	1:06.192	9	15.192	1:05.739	23	16.622	1:05.636
89	7.266	1:14.117	9	10.647	1:05.940	123	16.592	1:08.116	38	21.035	1:08.115	38	25.021	1:07.608
73	7.414	1:14.265	157	10.858	1:07.264	38	16.975	1:07.008	123	21.169	1:08.632	86	25.103	1:07.403
123	7.643	1:14.494	24	11.148	1:06.661	46	17.306	1:09.088	86	21.322	1:07.148	123	25.818	1:08.271
24	7.766	1:14.617	46	11.549	1:06.500	44	17.700	1:08.929	46	21.515	1:08.264	46	26.155	1:08.262
9	7.986	1:14.837	123	11.807	1:07.443	86	18.229	1:06.045	57	22.072	1:07.331	57	26.488	1:08.038
46	8.328	1:15.179	44	12.102	1:06.561	57	18.796	1:09.748	44	22.209	1:08.564	44	26.610	1:08.023
57	8.706	1:15.557	57	12.379	1:06.952	99	27.357	1:17.847	99	34.528	1:11.226	99	41.273	1:10.367
44	8.820	1:15.671	99	12.841	1:06.664	97	41.035	1:30.605	97	47.431	1:10.451			
38	9.232	1:16.083	38	13.298	1:07.345									
99	9.456	1:16.307	97	13.761	1:07.138									
97	9.902	1:16.753	86	15.515	1:12.964									

Weather/Track: Sun / Dry

www.mstworld.com

Page 1 of 3

Silverstone  
Circuit Length = 1.6390 miles.  
Start: 13:16 End: 13:28

Printed - 13:33 Sunday, 06 November 2011



# Walter Hayes Trophy

## LAP CHART - RACE 13 (SEMI FINAL 1) - Silverstone 5/6 November 2011

(contd.)

Lap 6			Lap 7			Lap 8			Lap 9			Lap 10		
No	Behind	Laptime	No	Behind	Laptime	No	Behind	Laptime	No	Behind	Laptime	No	Behind	Laptime
66		1:03.867	66		1:03.983	81		1:03.727	81		1:03.783	81		1:03.777
81	0.087	1:04.135	81	0.273	1:04.169	66	0.149	1:04.149	12	0.249	1:03.659	99	1 LAP	1:09.730
12	0.669	1:03.597	12	0.432	1:03.746	12	0.373	1:03.941	66	0.449	1:04.083	12	0.835	1:04.363
22	0.976	1:03.773	22	0.814	1:03.821	22	0.857	1:04.043	22	1.001	1:03.927	66	0.974	1:04.302
101	4.510	1:04.408	101	4.973	1:04.446	143	6.199	1:05.116	143	7.349	1:04.933	22	1.652	1:04.428
143	5.125	1:04.922	143	5.083	1:03.941	27	6.667	1:05.053	27	7.437	1:04.553	143	9.515	1:05.943
98	5.262	1:04.794	98	5.529	1:04.250	98	7.018	1:05.489	98	8.124	1:04.889	98	9.625	1:05.278
27	5.972	1:05.043	27	5.614	1:03.625	41	7.089	1:04.917	41	8.286	1:04.980	41	9.738	1:05.229
41	6.024	1:04.729	41	6.172	1:04.131	56	9.092	1:05.241	5	11.205	1:05.679	72	12.917	1:05.435
97	1 LAP	1:27.133P	56	7.851	1:04.612	5	9.309	1:04.904	72	11.259	1:05.558	5	13.026	1:05.598
56	7.222	1:04.925	5	8.405	1:04.690	72	9.484	1:05.014	56	11.746	1:06.437	56	13.918	1:05.949
72	7.414	1:04.396	72	8.470	1:05.039	61	12.666	1:05.082	61	13.803	1:04.920	27	14.600	1:10.940
5	7.698	1:04.508	77	11.420	1:05.477	77	12.891	1:05.471	90	15.993	1:05.235	61	15.452	1:05.426
77	9.926	1:05.379	61	11.584	1:04.704	90	14.541	1:05.504	58	18.033	1:05.818	90	17.835	1:05.619
61	10.863	1:05.107	90	13.037	1:04.860	58	15.998	1:05.615	48	19.295	1:05.755	58	20.902	1:06.646
90	12.160	1:05.450	58	14.383	1:05.346	48	17.323	1:05.221	15	22.109	1:06.069	48	21.749	1:06.231
58	13.020	1:05.709	48	16.102	1:05.400	15	19.823	1:05.713	117	23.326	1:06.009	117	25.994	1:06.445
48	14.685	1:05.800	15	18.110	1:05.657	119	20.990	1:06.277	119	23.746	1:06.539	119	26.476	1:06.507
119	16.249	1:06.218	119	18.713	1:06.447	117	21.100	1:06.289	89	24.041	1:06.090	89	27.209	1:06.945
15	16.436	1:06.297	117	18.811	1:06.074	10	21.330	1:06.174	10	24.694	1:07.147	10	27.865	1:06.948
117	16.720	1:05.858	10	19.156	1:06.105	89	21.734	1:05.462	9	25.780	1:06.289	9	29.180	1:07.177
10	17.034	1:05.778	89	20.272	1:06.247	9	23.274	1:06.745	23	26.765	1:06.787	77	31.256	1:06.663
9	17.584	1:05.577	9	20.529	1:06.928	23	23.761	1:06.534	77	28.370	1:19.262	23	31.442	1:08.454
89	18.008	1:06.110	23	21.227	1:06.460	86	34.516	1:06.583	86	37.622	1:06.889	15	33.038	1:14.706
23	18.750	1:06.176	86	31.933	1:06.838	44	36.283	1:06.740	44	39.677	1:07.177	86	40.802	1:06.957
86	29.078	1:08.023	123	33.318	1:07.297	46	37.234	1:07.792	46	40.476	1:07.025	44	43.174	1:07.274
123	30.004	1:08.234	46	33.442	1:06.745	65	37.316	1:07.363	65	40.588	1:07.055	65	43.314	1:06.503
46	30.680	1:08.573	44	33.543	1:06.429	57	37.727	1:07.535	57	41.344	1:07.400	46	44.360	1:07.661
57	30.953	1:08.513	65	33.953	1:05.784	123	37.872	1:08.554	123	41.513	1:07.424	57	45.074	1:07.507
44	31.097	1:08.535	57	34.192	1:07.222	38	45.881	1:08.689	38	50.691	1:08.593	123	45.758	1:08.022
65	32.152	1:20.421	38	41.192	1:07.952	99	58.395	1:09.153				38	56.041	1:09.127
38	37.223	1:16.250	99	53.242	1:09.657									
99	47.568	1:10.343												

Weather/Track: Sun / Dry

www.mstworld.com

Page 2 of 3

Silverstone  
Circuit Length = 1.6390 miles.  
Start: 13:16 End: 13:28

Printed - 13:33 Sunday, 06 November 2011

# Walter Hayes Trophy

## LAP CHART - RACE 13 (SEMI FINAL 1) - Silverstone 5/6 November 2011

(contd.)

Lap 11			Lap 12			Lap 13			Lap 14			Lap 15		
No	Behind	Laptime	No	Behind	Laptime	No	Behind	Laptime	No	Behind	Laptime	No	Behind	Laptime
81		1:04.400	81		1:04.324									
66	1.319	1:04.745	12	0.961	1:03.907									
12	1.378	1:04.943	66	1.806	1:04.811									
22	1.905	1:04.653	22	2.185	1:04.604									
99	1 LAP	1:11.317	41	11.718	1:04.766									
98	11.201	1:05.976	99	1 LAP	1:08.960									
41	11.276	1:05.938	98	12.237	1:05.360									
5	14.987	1:06.361	5	15.699	1:05.036									
72	15.495	1:06.978	72	15.998	1:04.827									
56	16.033	1:06.515	61	16.916	1:05.034									
27	16.134	1:05.934	27	17.398	1:05.588									
61	16.206	1:05.154	56	17.532	1:05.823									
90	19.013	1:05.578	90	19.913	1:05.224									
48	23.379	1:06.030	48	24.978	1:05.923									
58	23.380	1:06.878	117	29.546	1:06.021									
117	27.849	1:06.255	89	30.285	1:05.887									
119	28.460	1:06.384	119	30.522	1:06.386									
89	28.722	1:05.913	10	32.705	1:06.722									
10	30.307	1:06.842	9	33.573	1:06.429									
9	31.468	1:06.688	77	33.692	1:05.483									
77	32.533	1:05.677	23	36.787	1:07.100									
23	34.011	1:06.969	15	37.986	1:06.601									
15	35.709	1:07.071	86	45.755	1:06.908									
86	43.171	1:06.769	65	47.525	1:06.037									
65	45.812	1:06.898	44	48.887	1:06.877									
44	46.334	1:07.560	57	50.895	1:07.736									
46	46.656	1:06.696	123	53.257	1:08.750									
57	47.483	1:06.809	46	58.766	1:16.434									
123	48.831	1:07.473	38	1:05.434	1:09.261									
38	1:00.497	1:08.856												

Weather/Track: Sun / Dry

www.mstworld.com

Page 3 of 3

Silverstone  
Circuit Length = 1.6390 miles.  
Start: 13:16 End: 13:28

Printed - 13:33 Sunday, 06 November 2011

# Walter Hayes Trophy

## RACE 14 CLASSIFICATION - SEMI FINAL 2 - Silverstone 5/6 November 2011

POS	NO	CL	DRIVER	NAT	CAR	TIME	LAPS	GAP	MPH	BEST
1	7		Wayne BOYD		Van Diemen JL012K	12:48.408	12		92.37	1:03.118
2	35		Robert HALL		Swift SC10	12:49.878	12	1.470	92.19	1:03.383
3	2		Felix FISHER		Van Diemen RF00	12:50.028	12	1.620	92.18	1:03.105
4	21		Neil ALBERICO		Ray GR08	12:50.138	12	1.730	92.16	1:03.105
5	112		Noel DUNNE		Van Diemen RF91	12:50.903	12	2.495	92.07	1:03.090
6	49		Abdul AHMED		Ray GRK09	12:51.198	12	2.790	92.04	1:03.190
7	188		Oliver WHITE		Van Diemen RF01	12:51.271	12	2.863	92.03	1:03.109
8	50		Jay BRIDGER		Ray Grs 07	12:57.081	12	8.673	91.34	1:03.928
9	6		Michael VERGERS		Van Diemen RF92	12:57.232	12	8.824	91.32	1:03.785
10	111		Ben NORTON		Spectrum 011B	12:57.366	12	8.958	91.31	1:03.386
11	36		Cormac O'NEILL		Ray GR08	12:57.617	12	9.209	91.28	1:03.771
12	37		Rob SMITH		Van Diemen RF99	13:01.272	12	12.864	90.85	1:04.077
13	211		Ben MITCHELL		Van Diemen RF89	13:06.856	12	18.448	90.20	1:04.380
14	34		Jason COOPER		Van Diemen RF89	13:08.610	12	20.202	90.00	1:04.576
15	26		Nigel THOMPSON		Van Diemen RF88	13:14.945	12	26.537	89.29	1:05.158
16	63		Bob HIGGINS		Van Diemen RF01	13:15.022	12	26.614	89.28	1:04.911
17	43		Luke COOPER		Swift SC92	13:20.285	12	31.877	88.69	1:03.701
18	115		Lloyd HOPES		Swift SC92F	13:22.113	12	33.705	88.49	1:05.769
19	96		Dan FOX		Van Diemen RF03	13:25.698	12	37.290	88.09	1:05.243
20	11		James HAMMOND		Mygale SJ00	13:32.136	12	43.728	87.40	1:04.796
21	54		Douglas CROSBIE		Van Diemen RF00	13:32.184	12	43.776	87.39	1:03.805
22	32		Scott MOAKES		Ray Kent	13:34.479	12	46.071	87.14	1:06.703
23	17		Andrew MACGREGOR		Van Diemen RF86	13:35.002	12	46.594	87.09	1:06.345
24	47		Rebecca DEAN		Ford RF88	13:35.103	12	46.695	87.08	1:06.450
25	42		Tom STOTEN		Swift SC93	13:36.433	12	48.025	86.94	1:06.476
26	75		John MURPHY		Ray 8	13:38.383	12	49.975	86.73	1:05.653
27	8		Michael BRADLEY		Van Diemen RF00	13:38.741	12	50.333	86.69	1:05.368
NOT CLASSIFIED										
28			Stuart GOUGH		Ray GRS07	11:50.994	11	D.N.F.	91.53	1:03.491
40			Dave COYNE		Swift SC92F	11:07.314	7	D.N.F.	62.15	1:08.141
87			Ashley CLIFFORD		Mygale RF88	6:42.166	6	D.N.F.	88.46	1:05.000
67			Emmet GLYNN		Ray GR507	5:05.162	4	D.N.F.	77.91	1:05.857
62			Dan HEADLAM		Van Diemen RF99	3:57.494	3	D.N.F.	75.27	1:06.299
FASTEST LAP										
112			Noel DUNNE		Van Diemen RF91	1:03.090	11	93.52mph	150.51kph	

Weather/Track: Sun / Dry

These results are provisional until the conclusion of any judicial and technical matters.

Silverstone  
Circuit Length = 1.6390 miles.  
Start: 14:00 End: 14:13

Clerk of the Course:

Timekeeper:

## Walter Hayes Trophy

### LAP ANALYSIS - RACE 14 (SEMI FINAL 2) - Silverstone 5/6 November 2011

<b>2</b>	<b>Felix FISHER</b>	Van Diemen RF00
1 - 1:08.427	6 - 1:03.547	11 - <b>1:03.105</b>
2 - 1:03.771	7 - 1:03.854	12 - 1:03.731
3 - 1:04.139	8 - 1:03.601	
4 - 1:03.643	9 - 1:03.841	
5 - 1:04.466	10 - 1:03.903	
<b>6</b>	<b>Michael VERGERS</b>	Van Diemen RF92
1 - 1:11.043	6 - 1:03.854	11 - 1:04.126
2 - 1:05.158	7 - 1:04.132	12 - 1:04.381
3 - 1:04.319	8 - 1:03.897	
4 - 1:04.240	9 - 1:03.934	
5 - <b>1:03.785</b>	10 - 1:04.363	
<b>7</b>	<b>Wayne BOYD</b>	Van Diemen JL012K
1 - 1:07.723	6 - 1:03.829	11 - <b>1:03.118</b>
2 - 1:03.941	7 - 1:03.837	12 - 1:03.275
3 - 1:03.943	8 - 1:03.710	
4 - 1:04.074	9 - 1:03.286	
5 - 1:04.137	10 - 1:03.535	
<b>8</b>	<b>Michael BRADLEY</b>	Van Diemen RF00
1 - 1:15.652	6 - 1:07.742	11 - 1:05.838
2 - 1:06.375	7 - 1:06.022	12 - 1:06.043
3 - 1:07.005	8 - 1:05.796	
4 - 1:18.997	9 - <b>1:05.368</b>	
5 - 1:08.258	10 - 1:05.645	
<b>11</b>	<b>James HAMMOND</b>	Mygale SJ00
1 - 1:10.962	6 - 1:05.805	11 - 1:04.875
2 - 1:05.136	7 - 1:05.282	12 - 1:05.479
3 - 1:05.796	8 - 1:04.925	
4 - 1:05.353	9 - <b>1:04.796</b>	
5 - 1:28.671	10 - 1:05.056	
<b>17</b>	<b>Andrew MACGREGOR</b>	Van Diemen RF86
1 - 1:16.165	6 - 1:07.105	11 - 1:07.582
2 - 1:07.298	7 - 1:06.697	12 - 1:07.490
3 - 1:07.539	8 - <b>1:06.345</b>	
4 - 1:07.268	9 - 1:07.119	
5 - 1:07.085	10 - 1:07.309	

Weather/Track: Sun / Dry

## Walter Hayes Trophy

### LAP ANALYSIS - RACE 14 (SEMI FINAL 2) - Silverstone 5/6 November 2011

(contd.)

<b>21</b>	<b>Neil ALBERICO</b>	Ray GR08
1 - 1:07.805	6 - 1:04.253	11 - <b>1:03.105</b>
2 - 1:03.947	7 - 1:04.387	12 - 1:03.511
3 - 1:03.984	8 - 1:03.470	
4 - 1:04.063	9 - 1:03.988	
5 - 1:04.134	10 - 1:03.491	
<b>26</b>	<b>Nigel THOMPSON</b>	Van Diemen RF88
1 - 1:13.640	6 - <b>1:05.158</b>	11 - 1:05.302
2 - 1:06.267	7 - 1:05.195	12 - 1:05.482
3 - 1:05.788	8 - 1:05.239	
4 - 1:05.709	9 - 1:05.697	
5 - 1:05.775	10 - 1:05.693	
<b>28</b>	<b>Stuart GOUGH</b>	Ray GRS07
1 - 1:09.348	6 - 1:04.034	11 - 1:06.744
2 - 1:03.779	7 - 1:03.685	
3 - 1:04.205	8 - 1:03.622	
4 - 1:04.217	9 - 1:03.880	
5 - <b>1:03.491</b>	10 - 1:03.989	
<b>32</b>	<b>Scott MOAKES</b>	Ray Kent
1 - 1:14.724	6 - 1:06.875	11 - 1:07.597
2 - 1:07.279	7 - <b>1:06.703</b>	12 - 1:07.111
3 - 1:08.320	8 - 1:06.923	
4 - 1:07.295	9 - 1:07.170	
5 - 1:07.230	10 - 1:07.252	
<b>34</b>	<b>Jason COOPER</b>	Van Diemen RF89
1 - 1:12.763	6 - 1:04.781	11 - 1:04.909
2 - 1:05.483	7 - <b>1:04.576</b>	12 - 1:05.441
3 - 1:05.013	8 - 1:04.968	
4 - 1:05.376	9 - 1:04.959	
5 - 1:05.268	10 - 1:05.073	
<b>35</b>	<b>Robert HALL</b>	Swift SC10
1 - 1:08.756	6 - 1:03.639	11 - 1:03.386
2 - 1:03.627	7 - 1:03.842	12 - 1:03.663
3 - 1:04.257	8 - 1:04.152	
4 - 1:03.658	9 - <b>1:03.383</b>	
5 - 1:03.798	10 - 1:03.717	

Weather/Track: Sun / Dry

www.mstworld.com

Page 2 of 6

Silverstone  
Circuit Length = 1.6390 miles.  
Start: 14:00 End: 14:13

Printed - 14:15 Sunday, 06 November 2011

## Walter Hayes Trophy

### LAP ANALYSIS - RACE 14 (SEMI FINAL 2) - Silverstone 5/6 November 2011

(contd.)

<b>36</b>	<b>Cormac O'NEILL</b>	Ray GR08
1 - 1:08.336	6 - 1:04.214	11 - 1:04.179
2 - 1:04.522	7 - 1:04.692	12 - 1:04.379
3 - 1:04.259	8 - 1:04.744	
4 - 1:06.162	9 - 1:03.804	
5 - 1:04.555	10 - <b>1:03.771</b>	
<b>37</b>	<b>Rob SMITH</b>	Van Diemen RF99
1 - 1:10.791	6 - 1:04.898	11 - 1:04.159
2 - 1:05.390	7 - 1:04.363	12 - 1:04.451
3 - 1:04.752	8 - 1:05.015	
4 - 1:04.470	9 - 1:04.206	
5 - <b>1:04.077</b>	10 - 1:04.700	
<b>40</b>	<b>Dave COYNE</b>	Swift SC92F
1 - 1:12.883	6 - 1:46.003	
2 - <b>1:08.141</b>	7 - 1:47.678P	
3 - 1:32.249		
4 - 1:46.780		
5 - 1:53.580		
<b>42</b>	<b>Tom STOTEN</b>	Swift SC93
1 - 1:17.380	6 - 1:07.609	11 - 1:07.030
2 - 1:07.397	7 - <b>1:06.476</b>	12 - 1:06.764
3 - 1:07.086	8 - 1:06.804	
4 - 1:08.893	9 - 1:06.595	
5 - 1:07.325	10 - 1:07.074	
<b>43</b>	<b>Luke COOPER</b>	Swift SC92
1 - 1:11.641	6 - 1:04.981	11 - 1:04.140
2 - 1:05.156	7 - 1:04.180	12 - 1:04.166
3 - 1:05.227	8 - <b>1:03.701</b>	
4 - 1:05.250	9 - 1:03.762	
5 - 1:23.903	10 - 1:04.178	
<b>47</b>	<b>Rebecca DEAN</b>	Ford RF88
1 - 1:17.882	6 - 1:07.763	11 - 1:06.469
2 - 1:07.645	7 - 1:06.591	12 - <b>1:06.450</b>
3 - 1:07.982	8 - 1:06.481	
4 - 1:07.650	9 - 1:06.594	
5 - 1:07.102	10 - 1:06.494	

Weather/Track: Sun / Dry

www.mstworld.com

Page 3 of 6

Silverstone  
Circuit Length = 1.6390 miles.  
Start: 14:00 End: 14:13

Printed - 14:15 Sunday, 06 November 2011

# Walter Hayes Trophy

## LAP ANALYSIS - RACE 14 (SEMI FINAL 2) - Silverstone 5/6 November 2011

(contd.)

<b>49</b>	<b>Abdul AHMED</b>	Ray GRK09
1 - 1:08.930	6 - 1:03.951	11 - <b>1:03.190</b>
2 - 1:04.062	7 - 1:03.617	12 - 1:04.312
3 - 1:04.244	8 - 1:03.758	
4 - 1:03.894	9 - 1:03.750	
5 - 1:03.436	10 - 1:04.054	
<b>50</b>	<b>Jay BRIDGER</b>	Ray Grs 07
1 - 1:10.064	6 - 1:04.326	11 - <b>1:03.928</b>
2 - 1:04.540	7 - 1:04.148	12 - 1:04.488
3 - 1:04.192	8 - 1:04.174	
4 - 1:04.411	9 - 1:04.303	
5 - 1:04.366	10 - 1:04.141	
<b>54</b>	<b>Douglas CROSBIE</b>	Van Diemen RF00
1 - 1:12.389	6 - 1:04.644	11 - 1:04.609
2 - 1:04.871	7 - 1:04.159	12 - 1:04.632
3 - 1:32.880	8 - 1:04.994	
4 - 1:06.474	9 - 1:04.217	
5 - 1:04.510	10 - <b>1:03.805</b>	
<b>62</b>	<b>Dan HEADLAM</b>	Van Diemen RF99
1 - 1:14.831		
2 - <b>1:06.299</b>		
3 - 1:36.364P		
<b>63</b>	<b>Bob HIGGINS</b>	Van Diemen RF01
1 - 1:13.531	6 - <b>1:04.911</b>	11 - 1:05.485
2 - 1:06.032	7 - 1:05.064	12 - 1:05.309
3 - 1:06.230	8 - 1:04.930	
4 - 1:06.068	9 - 1:05.591	
5 - 1:06.184	10 - 1:05.687	
<b>67</b>	<b>Emmet GLYNN</b>	Ray GR507
1 - 1:11.820		
2 - <b>1:05.857</b>		
3 - 1:24.507		
4 - 1:22.978P		

Weather/Track: Sun / Dry

www.mstworld.com

Page 4 of 6

Silverstone  
Circuit Length = 1.6390 miles.  
Start: 14:00 End: 14:13

Printed - 14:15 Sunday, 06 November 2011

# Walter Hayes Trophy

## LAP ANALYSIS - RACE 14 (SEMI FINAL 2) - Silverstone 5/6 November 2011

(contd.)

<b>75</b>	<b>John MURPHY</b>	Ray 8
1 - 1:15.003	6 - 1:06.376	11 - 1:05.885
2 - 1:06.579	7 - 1:06.151	12 - 1:05.902
3 - 1:06.638	8 - 1:06.309	
4 - 1:20.445	9 - 1:06.103	
5 - 1:07.339	10 - <b>1:05.653</b>	
<b>87</b>	<b>Ashley CLIFFORD</b>	Mygale RF88
1 - 1:12.063	6 - 1:05.343	
2 - 1:05.565		
3 - 1:05.761		
4 - <b>1:05.000</b>		
5 - 1:08.434		
<b>96</b>	<b>Dan FOX</b>	Van Diemen RF03
1 - 1:16.326	6 - 1:06.849	11 - 1:05.960
2 - 1:07.207	7 - 1:06.297	12 - 1:06.069
3 - 1:06.242	8 - 1:06.273	
4 - 1:06.431	9 - 1:05.601	
5 - 1:07.200	10 - <b>1:05.243</b>	
<b>111</b>	<b>Ben NORTON</b>	Spectrum 011B
1 - 1:12.153	6 - 1:03.774	11 - 1:04.008
2 - 1:04.478	7 - 1:03.444	12 - 1:04.428
3 - 1:04.470	8 - 1:04.523	
4 - 1:04.532	9 - <b>1:03.386</b>	
5 - 1:04.004	10 - 1:04.166	
<b>112</b>	<b>Noel DUNNE</b>	Van Diemen RF91
1 - 1:09.949	6 - 1:03.677	11 - <b>1:03.090</b>
2 - 1:04.311	7 - 1:04.038	12 - 1:03.699
3 - 1:03.734	8 - 1:03.284	
4 - 1:03.924	9 - 1:03.662	
5 - 1:03.828	10 - 1:03.707	
<b>115</b>	<b>Lloyd HOPES</b>	Swift SC92F
1 - 1:14.371	6 - 1:06.097	11 - 1:05.806
2 - 1:06.686	7 - 1:05.985	12 - 1:05.872
3 - 1:06.297	8 - 1:06.780	
4 - 1:06.335	9 - 1:06.048	
5 - 1:06.067	10 - <b>1:05.769</b>	

Weather/Track: Sun / Dry

www.mstworld.com

Page 5 of 6

Silverstone  
Circuit Length = 1.6390 miles.  
Start: 14:00 End: 14:13

Printed - 14:15 Sunday, 06 November 2011



## Walter Hayes Trophy

### LAP ANALYSIS - RACE 14 (SEMI FINAL 2) - Silverstone 5/6 November 2011 (contd.)

<b>188</b>	<b>Oliver WHITE</b>	Van Diemen RF01
1 - 1:09.720	6 - 1:04.131	11 - <b>1:03.109</b>
2 - 1:04.057	7 - 1:03.770	12 - 1:03.788
3 - 1:03.727	8 - 1:03.374	
4 - 1:04.129	9 - 1:04.026	
5 - 1:03.566	10 - 1:03.874	
<b>211</b>	<b>Ben MITCHELL</b>	Van Diemen RF89
1 - 1:11.163	6 - 1:04.873	11 - 1:04.493
2 - 1:05.440	7 - 1:04.632	12 - <b>1:04.380</b>
3 - 1:05.822	8 - 1:05.180	
4 - 1:05.140	9 - 1:04.731	
5 - 1:06.139	10 - 1:04.863	

# Walter Hayes Trophy

## LAP CHART - RACE 14 (SEMI FINAL 2) - Silverstone 5/6 November 2011

Lap 1			Lap 2			Lap 3			Lap 4			Lap 5		
No	Behind	Laptime	No	Behind	Laptime	No	Behind	Laptime	No	Behind	Laptime	No	Behind	Laptime
7		1:07.723	7		1:03.941	7		1:03.943	7		1:04.074	7		1:04.137
21	0.082	1:07.805	21	0.088	1:03.947	21	0.129	1:03.984	21	0.118	1:04.063	21	0.115	1:04.134
36	0.613	1:08.336	2	0.534	1:03.771	2	0.730	1:04.139	2	0.299	1:03.643	35	0.278	1:03.798
2	0.704	1:08.427	35	0.719	1:03.627	35	1.033	1:04.257	35	0.617	1:03.658	2	0.628	1:04.466
35	1.033	1:08.756	36	1.194	1:04.522	36	1.510	1:04.259	49	1.449	1:03.894	49	0.748	1:03.436
49	1.207	1:08.930	49	1.328	1:04.062	49	1.629	1:04.244	28	1.868	1:04.217	28	1.222	1:03.491
28	1.625	1:09.348	28	1.463	1:03.779	28	1.725	1:04.205	188	1.952	1:04.129	188	1.381	1:03.566
188	1.997	1:09.720	188	2.113	1:04.057	188	1.897	1:03.727	112	2.237	1:03.924	112	1.928	1:03.828
112	2.226	1:09.949	112	2.596	1:04.311	112	2.387	1:03.734	50	3.526	1:04.411	50	3.755	1:04.366
50	2.341	1:10.064	50	2.940	1:04.540	50	3.189	1:04.192	36	3.598	1:06.162	36	4.016	1:04.555
37	3.068	1:10.791	11	4.434	1:05.136	6	4.913	1:04.319	6	5.079	1:04.240	6	4.727	1:03.785
11	3.239	1:10.962	37	4.517	1:05.390	37	5.326	1:04.752	37	5.722	1:04.470	37	5.662	1:04.077
6	3.320	1:11.043	6	4.537	1:05.158	111	5.494	1:04.470	111	5.952	1:04.532	111	5.819	1:04.004
211	3.440	1:11.163	211	4.939	1:05.440	11	6.287	1:05.796	11	7.566	1:05.353	211	9.886	1:06.139
43	3.918	1:11.641	111	4.967	1:04.478	43	6.417	1:05.227	43	7.593	1:05.250	34	10.085	1:05.268
67	4.097	1:11.820	43	5.133	1:05.156	211	6.818	1:05.822	211	7.884	1:05.140	87	13.005	1:08.434
87	4.340	1:12.063	54	5.596	1:04.871	34	7.652	1:05.013	87	8.708	1:05.000	26	13.361	1:05.775
111	4.430	1:12.153	87	5.964	1:05.565	87	7.782	1:05.761	34	8.954	1:05.376	63	14.227	1:06.184
54	4.666	1:12.389	67	6.013	1:05.857	26	10.088	1:05.788	26	11.723	1:05.709	115	15.938	1:06.067
34	5.040	1:12.763	34	6.582	1:05.483	63	10.186	1:06.230	63	12.180	1:06.068	40	1 LAP	1:46.780
40	5.160	1:12.883	63	7.899	1:06.032	115	11.747	1:06.297	115	14.008	1:06.335	96	19.588	1:07.200
63	5.808	1:13.531	26	8.243	1:06.267	75	12.613	1:06.638	96	16.525	1:06.431	32	21.030	1:07.230
26	5.917	1:13.640	40	9.360	1:08.141	8	13.425	1:07.005	32	17.937	1:07.295	17	21.537	1:07.085
115	6.648	1:14.371	115	9.393	1:06.686	96	14.168	1:06.242	17	18.589	1:07.268	42	24.263	1:07.325
32	7.001	1:14.724	62	9.466	1:06.299	32	14.716	1:08.320	42	21.075	1:08.893	47	24.443	1:07.102
62	7.108	1:14.831	75	9.918	1:06.579	17	15.395	1:07.539	47	21.478	1:07.650	43	27.359	1:23.903
75	7.280	1:15.003	32	10.339	1:07.279	42	16.256	1:07.086	8	28.348	1:18.997	11	32.100	1:28.671
8	7.929	1:15.652	8	10.363	1:06.375	47	17.902	1:07.982	75	28.984	1:20.445	75	32.186	1:07.339
17	8.442	1:16.165	17	11.799	1:07.298	67	26.577	1:24.507	54	36.933	1:06.474	8	32.469	1:08.258
96	8.603	1:16.326	96	11.869	1:07.207	54	34.533	1:32.880	67	45.481	1:22.978P	54	37.306	1:04.510
42	9.657	1:17.380	42	13.113	1:07.397	40	37.666	1:32.249						
47	10.159	1:17.882	47	13.863	1:07.645	62	41.887	1:36.364P						

Weather/Track: Sun / Dry

www.mstworld.com

Page 1 of 3

Silverstone  
Circuit Length = 1.6390 miles.  
Start: 14:00 End: 14:13

Printed - 14:15 Sunday, 06 November 2011

# Walter Hayes Trophy

## LAP CHART - RACE 14 (SEMI FINAL 2) - Silverstone 5/6 November 2011

(contd.)

Lap 6			Lap 7			Lap 8			Lap 9			Lap 10		
No	Behind	Laptime	No	Behind	Laptime	No	Behind	Laptime	No	Behind	Laptime	No	Behind	Laptime
7		1:03.829	7		1:03.837	7		1:03.710	7		1:03.286	7		1:03.535
35	0.088	1:03.639	35	0.093	1:03.842	2	0.254	1:03.601	35	0.632	1:03.383	35	0.814	1:03.717
2	0.346	1:03.547	2	0.363	1:03.854	35	0.535	1:04.152	2	0.809	1:03.841	2	1.177	1:03.903
21	0.539	1:04.253	49	0.650	1:03.617	49	0.698	1:03.758	49	1.162	1:03.750	21	1.507	1:03.491
49	0.870	1:03.951	21	1.089	1:04.387	21	0.849	1:03.470	21	1.551	1:03.988	49	1.681	1:04.054
28	1.427	1:04.034	28	1.275	1:03.685	28	1.187	1:03.622	28	1.781	1:03.880	112	2.099	1:03.707
188	1.683	1:04.131	188	1.616	1:03.770	188	1.280	1:03.374	112	1.927	1:03.662	28	2.235	1:03.989
112	1.776	1:03.677	112	1.977	1:04.038	112	1.551	1:03.284	188	2.020	1:04.026	188	2.359	1:03.874
50	4.252	1:04.326	40	2 LAPS	1:53.580	50	5.027	1:04.174	6	5.882	1:03.934	50	6.650	1:04.141
36	4.401	1:04.214	50	4.563	1:04.148	6	5.234	1:03.897	50	6.044	1:04.303	6	6.710	1:04.363
6	4.752	1:03.854	6	5.047	1:04.132	111	6.184	1:04.523	111	6.284	1:03.386	111	6.915	1:04.166
111	5.764	1:03.774	36	5.256	1:04.692	36	6.290	1:04.744	36	6.808	1:03.804	36	7.044	1:03.771
37	6.731	1:04.898	111	5.371	1:03.444	37	8.562	1:05.015	37	9.482	1:04.206	37	10.647	1:04.700
211	10.930	1:04.873	37	7.257	1:04.363	34	13.034	1:04.968	211	14.640	1:04.731	211	15.968	1:04.863
34	11.037	1:04.781	211	11.725	1:04.632	211	13.195	1:05.180	34	14.707	1:04.959	34	16.245	1:05.073
87	14.519	1:05.343	34	11.776	1:04.576	26	17.577	1:05.239	26	19.988	1:05.697	26	22.146	1:05.693
26	14.690	1:05.158	26	16.048	1:05.195	63	17.756	1:04.930	63	20.061	1:05.591	63	22.213	1:05.687
63	15.309	1:04.911	63	16.536	1:05.064	115	23.424	1:06.780	115	26.186	1:06.048	40	3 LAPS	1:47.678P
115	18.206	1:06.097	115	20.354	1:05.985	96	27.631	1:06.273	43	29.321	1:03.762	115	28.420	1:05.769
96	22.608	1:06.849	96	25.068	1:06.297	43	28.845	1:03.701	96	29.946	1:05.601	43	29.964	1:04.178
32	24.076	1:06.875	32	26.942	1:06.703	32	30.155	1:06.923	32	34.039	1:07.170	96	31.654	1:05.243
17	24.813	1:07.105	17	27.673	1:06.697	17	30.308	1:06.345	17	34.141	1:07.119	32	37.756	1:07.252
42	28.043	1:07.609	43	28.854	1:04.180	42	33.776	1:06.804	42	37.085	1:06.595	17	37.915	1:07.309
47	28.377	1:07.763	42	30.682	1:06.476	47	33.902	1:06.481	47	37.210	1:06.594	11	39.767	1:05.056
43	28.511	1:04.981	47	31.131	1:06.591	11	36.736	1:04.925	11	38.246	1:04.796	47	40.169	1:06.494
11	34.076	1:05.805	11	35.521	1:05.282	75	39.646	1:06.309	54	40.658	1:04.217	42	40.624	1:07.074
75	34.733	1:06.376	75	37.047	1:06.151	54	39.727	1:04.994	75	42.463	1:06.103	54	40.928	1:03.805
8	36.382	1:07.742	54	38.443	1:04.159	8	40.653	1:05.796	8	42.735	1:05.368	75	44.581	1:05.653
54	38.121	1:04.644	8	38.567	1:06.022	40	2 LAPS	1:46.003				8	44.845	1:05.645

Weather/Track: Sun / Dry

www.mstworld.com

Page 2 of 3

Silverstone  
Circuit Length = 1.6390 miles.  
Start: 14:00 End: 14:13

Printed - 14:15 Sunday, 06 November 2011

# Walter Hayes Trophy

## LAP CHART - RACE 14 (SEMI FINAL 2) - Silverstone 5/6 November 2011

(contd.)

Lap 11			Lap 12			Lap 13			Lap 14			Lap 15		
No	Behind	Laptime	No	Behind	Laptime	No	Behind	Laptime	No	Behind	Laptime	No	Behind	Laptime
7		1:03.118	7		1:03.275									
35	1.082	1:03.386	35	1.470	1:03.663									
2	1.164	1:03.105	2	1.620	1:03.731									
21	1.494	1:03.105	21	1.730	1:03.511									
49	1.753	1:03.190	112	2.495	1:03.699									
112	2.071	1:03.090	49	2.790	1:04.312									
188	2.350	1:03.109	188	2.863	1:03.788									
28	5.861	1:06.744	50	8.673	1:04.488									
50	7.460	1:03.928	6	8.824	1:04.381									
6	7.718	1:04.126	111	8.958	1:04.428									
111	7.805	1:04.008	36	9.209	1:04.379									
36	8.105	1:04.179	37	12.864	1:04.451									
37	11.688	1:04.159	211	18.448	1:04.380									
211	17.343	1:04.493	34	20.202	1:05.441									
34	18.036	1:04.909	26	26.537	1:05.482									
26	24.330	1:05.302	63	26.614	1:05.309									
63	24.580	1:05.485	43	31.877	1:04.166									
43	30.986	1:04.140	115	33.705	1:05.872									
115	31.108	1:05.806	96	37.290	1:06.069									
96	34.496	1:05.960	11	43.728	1:05.479									
11	41.524	1:04.875	54	43.776	1:04.632									
32	42.235	1:07.597	32	46.071	1:07.111									
17	42.379	1:07.582	17	46.594	1:07.490									
54	42.419	1:04.609	47	46.695	1:06.450									
47	43.520	1:06.469	42	48.025	1:06.764									
42	44.536	1:07.030	75	49.975	1:05.902									
75	47.348	1:05.885	8	50.333	1:06.043									
8	47.565	1:05.838												

Weather/Track: Sun / Dry

www.mstworld.com

Page 3 of 3

Silverstone  
Circuit Length = 1.6390 miles.  
Start: 14:00 End: 14:13

Printed - 14:15 Sunday, 06 November 2011

# Walter Hayes Trophy

## GRID FOR GRAND FINAL - RACE 17 - Walter Hayes Trophy - Silverstone 5/6 November 2011

ROW  
18  
ROW  
17  
ROW  
16  
ROW  
15  
ROW  
14  
ROW  
13  
ROW  
12  
ROW  
11  
ROW  
10  
ROW  
9  
ROW  
8  
ROW  
7  
ROW  
6  
ROW  
5  
ROW  
4  
ROW  
3  
ROW  
2  
ROW  
1

9	JONES	115	HOPES
10	JOHNSTON	43	COOPER
119	CAMPBELL	63	HIGGINS
89	HORWOOD	26	THOMPSON
117	MOYERS	34	COOPER
48	STANLEY	211	MITCHELL
90	BARNETT	37	SMITH
56	ORGEE	36	O'NEILL
27	MCCULLOUGH	111	NORTON
61	HIGGINS	6	VERGERS
72	DEMPSEY	50	BRIDGER
5	FERGUSON	188	WHITE
98	FOWLER	49	AHMED
41	GRADY	112	DUNNE
22	HINDMAN	21	ALBERICO
66	MCMULLAN	2	FISHER
12	CAMPFIELD	35	HALL
81	FISHER	7	BOYD

POLE

RESERVES: 96 77 11 23 54 15 32 86

Silverstone  
Circuit Length = 1.6390 miles.

**These results are provisional until the conclusion of any judicial and technical matters.**

Clerk of the Course:

Timekeeper:

# Walter Hayes Trophy

## RACE 17 CLASSIFICATION - FINAL - Silverstone 5/6 November 2011

POS	NO	CL	DRIVER	NAT	CAR	TIME	LAPS	GAP	MPH	BEST
1	12		Adrian CAMPFIELD		Spectrum 011C	15:50.574	15		93.29	1:02.429
2	7		Wayne BOYD		Van Diemen JL012K	15:50.853	15	0.279	93.26	1:02.370
3	81		Josh FISHER		Van Diemen RF05	15:54.071	15	3.497	92.95	1:02.755
4	35		Robert HALL		Swift SC10	15:54.165	15	3.591	92.94	1:02.659
5	66		Jonny MCMULLAN		Ray GR09	15:54.519	15	3.945	92.90	1:02.733
6	22		Trent HINDMAN		Ray GR08	15:54.733	15	4.159	92.88	1:02.647
7	188		Oliver WHITE		Van Diemen RF01	15:57.620	15	7.046	92.60	1:02.853
8	111		Ben NORTON		Spectrum 011B	15:57.715	15	7.141	92.59	1:02.624
9	27		Ivor MCCULLOUGH		Van Diemen RF00	15:59.595	15	9.021	92.41	1:02.465
10	41		David GRADY		Van Diemen RF02	15:59.783	15	9.209	92.39	1:03.103
11	50		Jay BRIDGER		Ray Grs 07	16:02.235	15	11.661	92.16	1:03.450
12	72		Morgan DEMPSEY		Van Diemen LA10	16:10.333	15	19.759	91.39	1:03.651
13	90		Josh BARNETT		Van Diemen BR001	16:10.688	15	20.114	91.36	1:03.549
14	98		Neil FOWLER		Reynard 89	16:11.326	15	20.752	91.30	1:03.397
15	36		Cormac O'NEILL		Ray GR08	16:11.445	15	20.871	91.28	1:03.391
16	34		Jason COOPER		Van Diemen RF89	16:12.184	15	21.610	91.22	1:03.746
17	37		Rob SMITH		Van Diemen RF99	16:12.267	15	21.693	91.21	1:03.630
18	56		Roger ORGEE		Van Diemen RF00	16:12.396	15	21.822	91.20	1:03.701
19	43		Luke COOPER		Swift SC92	16:12.652	15	22.078	91.17	1:03.505
20	61		Adam HIGGINS		Van Diemen RF90	16:12.810	15	22.236	91.16	1:03.019
21	5		John FERGUSON		Ray GR07	16:13.106	15	22.532	91.13	1:03.709
22	211		Ben MITCHELL		Van Diemen RF89	16:14.943	15	24.369	90.96	1:03.910
23	48		Jamie STANLEY		Ray 96	16:17.250	15	26.676	90.74	1:03.935
24	119		Ryan CAMPBELL		Mondiale M89	16:21.068	15	30.494	90.39	1:04.257
25	9		Nick JONES		Spectrum O11C	16:33.187	15	42.613	89.29	1:05.278
26	10		Miles JOHNSTON		Mygale SJ01	16:33.405	15	42.831	89.27	1:05.184
27	26		Nigel THOMPSON		Van Diemen RF88	16:35.539	15	44.965	89.08	1:04.981
28	63		Bob HIGGINS		Van Diemen RF01	16:35.944	15	45.370	89.04	1:04.753
29	115		Lloyd HOPES		Swift SC92F	16:52.784	15	1:02.210	87.56	1:05.682

### NOT CLASSIFIED

6			Michael VERGERS		Van Diemen RF92	13:04.520	12	D.N.F.	90.47	1:03.672
2			Felix FISHER		Van Diemen RF00	7:46.489	7	D.N.F.	88.91	1:03.136
112			Noel DUNNE		Van Diemen RF91	5:22.114	5	D.N.F.	92.13	1:03.007
117			Michael MOYERS		Swift SC92	4:33.714	4	D.N.F.	86.87	1:05.436
21			Neil ALBERICO		Ray GR08	3:20.205	3	D.N.F.	89.29	1:03.497
49			Abdul AHMED		Ray GRK09	2:12.827	2	D.N.F.	90.17	1:03.944
89			Matt HORWOOD		Reynard 89FF		0	D.N.F.	N/A	

### FASTEST LAP

7			Wayne BOYD		Van Diemen JL012K	1:02.370	15	94.60mph	152.24kph	
---	--	--	------------	--	-------------------	----------	----	----------	-----------	--

Weather/Track: Cloud / Dry

These results are provisional until the conclusion of any judicial and technical matters.

Silverstone  
Circuit Length = 1.6390 miles.  
Start: 15:22 End: 15:38

Clerk of the Course:		Timekeeper:	
----------------------	--	-------------	--

## Walter Hayes Trophy

### LAP ANALYSIS - RACE 17 (FINAL) - Silverstone 5/6 November 2011

<b>2</b>	<b>Felix FISHER</b>	Van Diemen RF00
1 - 1:07.756	6 - 1:14.759	
2 - 1:03.980	7 - 1:09.876P	
3 - 1:03.625		
4 - <b>1:03.136</b>		
5 - 1:03.357		
<b>5</b>	<b>John FERGUSON</b>	Ray GR07
1 - 1:10.227	6 - 1:04.508	11 - <b>1:03.709</b>
2 - 1:04.492	7 - 1:04.749	12 - 1:04.011
3 - 1:04.252	8 - 1:04.580	13 - 1:06.831
4 - 1:03.969	9 - 1:05.260	14 - 1:04.587
5 - 1:03.868	10 - 1:03.893	15 - 1:04.170
<b>6</b>	<b>Michael VERGERS</b>	Van Diemen RF92
1 - 1:11.078	6 - 1:04.161	11 - 1:04.552
2 - 1:04.434	7 - 1:04.107	12 - 1:11.181P
3 - 1:03.847	8 - 1:04.669	
4 - 1:03.855	9 - 1:04.778	
5 - <b>1:03.672</b>	10 - 1:04.186	
<b>7</b>	<b>Wayne BOYD</b>	Van Diemen JL012K
1 - 1:06.759	6 - 1:03.466	11 - 1:03.295
2 - 1:03.583	7 - 1:03.233	12 - 1:03.602
3 - 1:03.273	8 - 1:03.478	13 - 1:02.900
4 - 1:02.999	9 - 1:03.325	14 - 1:02.382
5 - 1:02.982	10 - 1:03.206	15 - <b>1:02.370</b>
<b>9</b>	<b>Nick JONES</b>	Spectrum O11C
1 - 1:15.463	6 - 1:05.458	11 - <b>1:05.278</b>
2 - 1:06.094	7 - 1:05.729	12 - 1:05.356
3 - 1:05.880	8 - 1:05.351	13 - 1:05.602
4 - 1:05.305	9 - 1:05.391	14 - 1:05.412
5 - 1:05.612	10 - 1:05.314	15 - 1:05.942
<b>10</b>	<b>Miles JOHNSTON</b>	Mygale SJ01
1 - 1:14.640	6 - 1:05.444	11 - <b>1:05.184</b>
2 - 1:05.661	7 - 1:05.824	12 - 1:05.377
3 - 1:05.769	8 - 1:05.505	13 - 1:05.657
4 - 1:07.062	9 - 1:05.337	14 - 1:05.270
5 - 1:05.414	10 - 1:05.240	15 - 1:06.021

Weather/Track: Cloud / Dry

# Walter Hayes Trophy

## LAP ANALYSIS - RACE 17 (FINAL) - Silverstone 5/6 November 2011

(contd.)

<b>12</b>	<b>Adrian CAMPFIELD</b>	Spectrum 011C
1 - 1:07.059	6 - 1:03.155	11 - 1:02.812
2 - 1:03.904	7 - 1:03.317	12 - 1:03.580
3 - 1:03.482	8 - 1:03.530	13 - 1:02.462
4 - 1:02.863	9 - 1:03.263	14 - <b>1:02.429</b>
5 - 1:02.551	10 - 1:03.709	15 - 1:02.458
<b>21</b>	<b>Neil ALBERICO</b>	Ray GR08
1 - 1:08.365		
2 - <b>1:03.497</b>		
3 - 1:08.343		
<b>22</b>	<b>Trent HINDMAN</b>	Ray GR08
1 - 1:08.690	6 - 1:03.076	11 - 1:02.863
2 - 1:04.414	7 - 1:02.808	12 - 1:03.338
3 - 1:03.917	8 - <b>1:02.647</b>	13 - 1:03.755
4 - 1:03.810	9 - 1:02.709	14 - 1:03.106
5 - 1:03.269	10 - 1:02.687	15 - 1:03.644
<b>26</b>	<b>Nigel THOMPSON</b>	Van Diemen RF88
1 - 1:14.498	6 - 1:06.215	11 - 1:05.350
2 - 1:06.292	7 - 1:06.180	12 - 1:05.615
3 - 1:06.315	8 - 1:05.793	13 - 1:05.626
4 - 1:05.890	9 - 1:05.695	14 - 1:05.659
5 - 1:05.161	10 - 1:06.269	15 - <b>1:04.981</b>
<b>27</b>	<b>Ivor MCCULLOUGH</b>	Van Diemen RF00
1 - 1:10.622	6 - 1:02.859	11 - 1:02.715
2 - 1:04.189	7 - 1:02.887	12 - 1:03.335
3 - 1:02.898	8 - 1:02.699	13 - 1:09.369
4 - 1:03.357	9 - 1:02.744	14 - 1:03.249
5 - 1:02.861	10 - <b>1:02.465</b>	15 - 1:03.346
<b>34</b>	<b>Jason COOPER</b>	Van Diemen RF89
1 - 1:12.786	6 - 1:04.029	11 - 1:04.178
2 - 1:05.325	7 - <b>1:03.746</b>	12 - 1:04.057
3 - 1:04.660	8 - 1:04.270	13 - 1:04.146
4 - 1:04.303	9 - 1:03.904	14 - 1:04.230
5 - 1:03.890	10 - 1:03.905	15 - 1:04.755

Weather/Track: Cloud / Dry



# Walter Hayes Trophy

## LAP ANALYSIS - RACE 17 (FINAL) - Silverstone 5/6 November 2011

(contd.)

<b>35</b>	<b>Robert HALL</b>	Swift SC10
1 - 1:07.642	6 - 1:03.055	11 - 1:02.906
2 - 1:03.599	7 - 1:03.182	12 - 1:03.700
3 - 1:03.542	8 - 1:03.501	13 - 1:03.972
4 - 1:03.209	9 - 1:03.308	14 - 1:03.172
5 - <b>1:02.659</b>	10 - 1:03.523	15 - 1:03.195
<b>36</b>	<b>Cormac O'NEILL</b>	Ray GR08
1 - 1:11.885	6 - 1:04.268	11 - 1:04.610
2 - 1:04.511	7 - <b>1:03.391</b>	12 - 1:04.122
3 - 1:04.495	8 - 1:03.665	13 - 1:04.744
4 - 1:04.359	9 - 1:04.550	14 - 1:04.586
5 - 1:04.226	10 - 1:04.094	15 - 1:03.939
<b>37</b>	<b>Rob SMITH</b>	Van Diemen RF99
1 - 1:12.560	6 - 1:03.856	11 - 1:04.740
2 - 1:04.567	7 - 1:04.062	12 - 1:04.176
3 - 1:04.516	8 - 1:04.597	13 - 1:04.008
4 - 1:04.251	9 - 1:03.938	14 - 1:04.432
5 - 1:04.421	10 - <b>1:03.630</b>	15 - 1:04.513
<b>41</b>	<b>David GRADY</b>	Van Diemen RF02
1 - 1:09.377	6 - 1:03.449	11 - 1:03.692
2 - 1:04.490	7 - 1:03.359	12 - <b>1:03.103</b>
3 - 1:03.703	8 - 1:03.617	13 - 1:03.628
4 - 1:03.741	9 - 1:03.494	14 - 1:03.299
5 - 1:03.576	10 - 1:03.870	15 - 1:03.385
<b>43</b>	<b>Luke COOPER</b>	Swift SC92
1 - 1:14.036	6 - 1:04.231	11 - 1:03.852
2 - 1:04.936	7 - 1:04.121	12 - 1:03.694
3 - 1:05.327	8 - <b>1:03.505</b>	13 - 1:04.339
4 - 1:04.993	9 - 1:03.704	14 - 1:04.015
5 - 1:04.342	10 - 1:03.592	15 - 1:03.965
<b>48</b>	<b>Jamie STANLEY</b>	Ray 96
1 - 1:13.106	6 - 1:04.540	11 - 1:04.289
2 - 1:05.976	7 - <b>1:03.935</b>	12 - 1:04.398
3 - 1:05.036	8 - 1:04.032	13 - 1:04.274
4 - 1:04.936	9 - 1:04.026	14 - 1:04.373
5 - 1:05.155	10 - 1:04.551	15 - 1:04.623

Weather/Track: Cloud / Dry

www.mstworld.com

Page 3 of 6

Silverstone  
Circuit Length = 1.6390 miles.  
Start: 15:22 End: 15:38

Printed - 15:41 Sunday, 06 November 2011

# Walter Hayes Trophy

## LAP ANALYSIS - RACE 17 (FINAL) - Silverstone 5/6 November 2011

(contd.)

<b>49</b>	<b>Abdul AHMED</b>	Ray GRK09
1 - 1:08.883		
2 - <b>1:03.944</b>		
<b>50</b>	<b>Jay BRIDGER</b>	Ray Grs 07
1 - 1:09.972	6 - 1:03.506	11 - 1:03.658
2 - 1:04.187	7 - 1:03.476	12 - 1:03.741
3 - 1:04.039	8 - 1:03.451	13 - 1:03.637
4 - 1:03.685	9 - 1:04.394	14 - 1:03.607
5 - <b>1:03.450</b>	10 - 1:03.756	15 - 1:03.676
<b>56</b>	<b>Roger ORGEE</b>	Van Diemen RF00
1 - 1:11.600	6 - 1:04.188	11 - 1:06.703
2 - 1:04.490	7 - <b>1:03.701</b>	12 - 1:04.047
3 - 1:04.548	8 - 1:04.132	13 - 1:04.448
4 - 1:04.134	9 - 1:04.246	14 - 1:04.203
5 - 1:03.898	10 - 1:04.096	15 - 1:03.962
<b>61</b>	<b>Adam HIGGINS</b>	Van Diemen RF90
1 - 1:11.149	6 - 1:03.660	11 - 1:10.400
2 - 1:04.465	7 - 1:03.282	12 - 1:03.761
3 - 1:04.812	8 - 1:04.268	13 - 1:03.907
4 - 1:04.062	9 - 1:04.546	14 - <b>1:03.019</b>
5 - 1:03.927	10 - 1:04.371	15 - 1:03.181
<b>63</b>	<b>Bob HIGGINS</b>	Van Diemen RF01
1 - 1:14.819	6 - 1:06.093	11 - 1:05.949
2 - 1:06.081	7 - 1:06.878	12 - 1:05.269
3 - 1:05.795	8 - 1:05.499	13 - 1:05.731
4 - 1:05.617	9 - 1:05.941	14 - 1:06.394
5 - 1:05.383	10 - 1:05.742	15 - <b>1:04.753</b>
<b>66</b>	<b>Jonny MCMULLAN</b>	Ray GR09
1 - 1:07.965	6 - 1:02.880	11 - 1:03.202
2 - 1:03.556	7 - 1:03.031	12 - 1:03.326
3 - 1:03.542	8 - 1:03.252	13 - 1:04.568
4 - 1:03.263	9 - 1:03.545	14 - <b>1:02.733</b>
5 - 1:02.990	10 - 1:03.520	15 - 1:03.146

Weather/Track: Cloud / Dry

www.mstworld.com

Page 4 of 6

Silverstone  
Circuit Length = 1.6390 miles.  
Start: 15:22 End: 15:38

Printed - 15:41 Sunday, 06 November 2011

# Walter Hayes Trophy

## LAP ANALYSIS - RACE 17 (FINAL) - Silverstone 5/6 November 2011

(contd.)

<b>72</b>	<b>Morgan DEMPSEY</b>	Van Diemen LA10
1 - 1:11.335	6 - 1:03.767	11 - 1:06.036
2 - 1:04.597	7 - 1:04.393	12 - 1:04.083
3 - 1:04.055	8 - 1:04.070	13 - 1:04.090
4 - 1:04.162	9 - 1:04.104	14 - 1:04.027
5 - 1:03.712	10 - 1:04.251	15 - <b>1:03.651</b>
<b>81</b>	<b>Josh FISHER</b>	Van Diemen RF05
1 - 1:06.976	6 - 1:03.017	11 - 1:02.917
2 - 1:03.989	7 - 1:03.153	12 - 1:03.480
3 - 1:03.479	8 - 1:03.511	13 - 1:03.984
4 - 1:03.336	9 - 1:03.349	14 - 1:03.432
5 - <b>1:02.755</b>	10 - 1:03.504	15 - 1:03.189
<b>89</b>	<b>Matt HORWOOD</b>	Reynard 89FF
<b>90</b>	<b>Josh BARNETT</b>	Van Diemen BR001
1 - 1:12.673	6 - 1:04.161	11 - 1:04.223
2 - 1:05.434	7 - 1:03.666	12 - 1:04.067
3 - 1:03.912	8 - 1:04.156	13 - 1:03.900
4 - 1:04.155	9 - <b>1:03.549</b>	14 - 1:04.204
5 - 1:04.306	10 - 1:04.086	15 - 1:04.196
<b>98</b>	<b>Neil FOWLER</b>	Reynard 89
1 - 1:10.136	6 - 1:04.099	11 - 1:04.484
2 - 1:05.319	7 - <b>1:03.397</b>	12 - 1:03.850
3 - 1:04.306	8 - 1:03.690	13 - 1:04.567
4 - 1:04.637	9 - 1:04.548	14 - 1:04.200
5 - 1:04.968	10 - 1:04.249	15 - 1:04.876
<b>111</b>	<b>Ben NORTON</b>	Spectrum 011B
1 - 1:10.406	6 - 1:03.461	11 - 1:03.051
2 - 1:04.608	7 - 1:03.597	12 - 1:03.395
3 - 1:03.668	8 - 1:03.203	13 - 1:02.971
4 - 1:03.347	9 - 1:02.950	14 - 1:02.895
5 - 1:03.710	10 - 1:03.829	15 - <b>1:02.624</b>

Weather/Track: Cloud / Dry

# Walter Hayes Trophy

## LAP ANALYSIS - RACE 17 (FINAL) - Silverstone 5/6 November 2011

(contd.)

<b>112</b>	<b>Noel DUNNE</b>	Van Diemen RF91	
1 -	1:08.638		
2 -	1:03.850		
3 -	1:03.432		
4 -	1:03.187		
5 -	<b>1:03.007</b>		
<b>115</b>	<b>Lloyd HOPES</b>	Swift SC92F	
1 -	1:15.823	6 - 1:06.386	11 - 1:07.736
2 -	1:05.994	7 - 1:06.742	12 - 1:07.560
3 -	1:05.990	8 - 1:06.723	13 - 1:07.840
4 -	<b>1:05.682</b>	9 - 1:07.476	14 - 1:07.603
5 -	1:06.114	10 - 1:07.143	15 - 1:07.972
<b>117</b>	<b>Michael MOYERS</b>	Swift SC92	
1 -	1:14.185		
2 -	1:06.228		
3 -	1:07.865		
4 -	<b>1:05.436</b>		
<b>119</b>	<b>Ryan CAMPBELL</b>	Mondiale M89	
1 -	1:13.656	6 - 1:05.181	11 - 1:04.279
2 -	1:05.027	7 - 1:04.341	12 - 1:04.312
3 -	1:04.967	8 - 1:04.831	13 - 1:05.046
4 -	1:05.209	9 - 1:04.878	14 - 1:04.435
5 -	1:05.455	10 - <b>1:04.257</b>	15 - 1:05.194
<b>188</b>	<b>Oliver WHITE</b>	Van Diemen RF01	
1 -	1:09.681	6 - 1:03.066	11 - 1:03.765
2 -	1:03.702	7 - 1:02.886	12 - 1:03.489
3 -	1:03.754	8 - <b>1:02.853</b>	13 - 1:03.497
4 -	1:03.980	9 - 1:03.298	14 - 1:03.603
5 -	1:03.304	10 - 1:03.461	15 - 1:03.281
<b>211</b>	<b>Ben MITCHELL</b>	Van Diemen RF89	
1 -	1:13.040	6 - <b>1:03.910</b>	11 - 1:04.820
2 -	1:05.453	7 - 1:04.409	12 - 1:04.342
3 -	1:04.684	8 - 1:04.075	13 - 1:04.381
4 -	1:04.322	9 - 1:04.317	14 - 1:04.492
5 -	1:04.300	10 - 1:04.157	15 - 1:04.241

Weather/Track: Cloud / Dry

# Walter Hayes Trophy

## LAP CHART - RACE 17 (FINAL) - Silverstone 5/6 November 2011

Lap 1			Lap 2			Lap 3			Lap 4			Lap 5		
No	Behind	Laptime	No	Behind	Laptime	No	Behind	Laptime	No	Behind	Laptime	No	Behind	Laptime
7		1:06.759	7		1:03.583	7		1:03.273	7		1:02.999	7		1:02.982
81	0.217	1:06.976	12	0.621	1:03.904	81	0.829	1:03.479	12	0.694	1:02.863	12	0.263	1:02.551
12	0.300	1:07.059	81	0.623	1:03.989	12	0.830	1:03.482	81	1.166	1:03.336	81	0.939	1:02.755
35	0.883	1:07.642	35	0.899	1:03.599	35	1.168	1:03.542	35	1.378	1:03.209	35	1.055	1:02.659
2	0.997	1:07.756	66	1.179	1:03.556	66	1.448	1:03.542	66	1.712	1:03.263	66	1.720	1:02.990
66	1.206	1:07.965	2	1.394	1:03.980	2	1.746	1:03.625	2	1.883	1:03.136	2	2.258	1:03.357
21	1.606	1:08.365	21	1.520	1:03.497	112	2.305	1:03.432	112	2.493	1:03.187	112	2.518	1:03.007
112	1.879	1:08.638	112	2.146	1:03.850	22	3.406	1:03.917	22	4.217	1:03.810	27	4.331	1:02.861
22	1.931	1:08.690	49	2.485	1:03.944	188	3.522	1:03.754	27	4.452	1:03.357	22	4.504	1:03.269
49	2.124	1:08.883	22	2.762	1:04.414	41	3.955	1:03.703	188	4.503	1:03.980	188	4.825	1:03.304
41	2.618	1:09.377	188	3.041	1:03.702	27	4.094	1:02.898	41	4.697	1:03.741	41	5.291	1:03.576
188	2.922	1:09.681	41	3.525	1:04.490	50	4.583	1:04.039	50	5.269	1:03.685	50	5.737	1:03.450
50	3.213	1:09.972	50	3.817	1:04.187	111	5.067	1:03.668	111	5.415	1:03.347	111	6.143	1:03.710
98	3.377	1:10.136	5	4.377	1:04.492	5	5.356	1:04.252	5	6.326	1:03.969	5	7.212	1:03.868
5	3.468	1:10.227	27	4.469	1:04.189	6	5.744	1:03.847	6	6.600	1:03.855	6	7.290	1:03.672
111	3.647	1:10.406	111	4.672	1:04.608	98	6.146	1:04.306	72	7.535	1:04.162	72	8.265	1:03.712
27	3.863	1:10.622	98	5.113	1:05.319	72	6.372	1:04.055	98	7.784	1:04.637	61	8.819	1:03.927
6	4.319	1:11.078	6	5.170	1:04.434	21	6.590	1:08.343	61	7.874	1:04.062	56	9.074	1:03.898
61	4.390	1:11.149	61	5.272	1:04.465	61	6.811	1:04.812	56	8.158	1:04.134	98	9.770	1:04.968
72	4.576	1:11.335	72	5.590	1:04.597	56	7.023	1:04.548	36	8.636	1:04.359	36	9.880	1:04.226
56	4.841	1:11.600	56	5.748	1:04.490	36	7.276	1:04.495	37	9.280	1:04.251	37	10.719	1:04.421
36	5.126	1:11.885	36	6.054	1:04.511	37	8.028	1:04.516	90	9.560	1:04.155	90	10.884	1:04.306
37	5.801	1:12.560	37	6.785	1:04.567	90	8.404	1:03.912	34	10.460	1:04.303	34	11.368	1:03.890
90	5.914	1:12.673	90	7.765	1:05.434	34	9.156	1:04.660	211	10.885	1:04.322	211	12.203	1:04.300
34	6.027	1:12.786	34	7.769	1:05.325	211	9.562	1:04.684	119	12.245	1:05.209	43	14.038	1:04.342
211	6.281	1:13.040	211	8.151	1:05.453	119	10.035	1:04.967	48	12.440	1:04.936	48	14.613	1:05.155
48	6.347	1:13.106	119	8.341	1:05.027	48	10.503	1:05.036	43	12.678	1:04.993	119	14.718	1:05.455
119	6.897	1:13.656	43	8.630	1:04.936	43	10.684	1:05.327	63	15.698	1:05.617	63	18.099	1:05.383
43	7.277	1:14.036	48	8.740	1:05.976	10	12.455	1:05.769	9	16.128	1:05.305	26	18.560	1:05.161
117	7.426	1:14.185	10	9.959	1:05.661	63	13.080	1:05.795	26	16.381	1:05.890	9	18.758	1:05.612
26	7.739	1:14.498	117	10.071	1:06.228	26	13.490	1:06.315	10	16.518	1:07.062	10	18.950	1:05.414
10	7.881	1:14.640	26	10.448	1:06.292	9	13.822	1:05.880	115	16.875	1:05.682	115	20.007	1:06.114
63	8.060	1:14.819	63	10.558	1:06.081	115	14.192	1:05.990	117	17.100	1:05.436			
9	8.704	1:15.463	9	11.215	1:06.094	117	14.663	1:07.865						
115	9.064	1:15.823	115	11.475	1:05.994									

Weather/Track: Cloud / Dry

www.mstworld.com

Page 1 of 3

Silverstone  
Circuit Length = 1.6390 miles.  
Start: 15:22 End: 15:38

Printed - 15:40 Sunday, 06 November 2011

# Walter Hayes Trophy

## LAP CHART - RACE 17 (FINAL) - Silverstone 5/6 November 2011

(contd.)

Lap 6			Lap 7			Lap 8			Lap 9			Lap 10		
No	Behind	Laptime	No	Behind	Laptime	No	Behind	Laptime	No	Behind	Laptime	No	Behind	Laptime
12		1:03.155	7		1:03.233	7		1:03.478	7		1:03.325	7		1:03.206
7	0.048	1:03.466	12	0.036	1:03.317	12	0.088	1:03.530	12	0.026	1:03.263	12	0.529	1:03.709
81	0.538	1:03.017	81	0.410	1:03.153	81	0.443	1:03.511	81	0.467	1:03.349	81	0.765	1:03.504
35	0.692	1:03.055	35	0.593	1:03.182	35	0.616	1:03.501	35	0.599	1:03.308	35	0.916	1:03.523
66	1.182	1:02.880	66	0.932	1:03.031	66	0.706	1:03.252	66	0.926	1:03.545	66	1.240	1:03.520
27	3.772	1:02.859	27	3.378	1:02.887	27	2.599	1:02.699	27	2.018	1:02.744	27	1.277	1:02.465
22	4.162	1:03.076	22	3.689	1:02.808	22	2.858	1:02.647	22	2.242	1:02.709	22	1.723	1:02.687
188	4.473	1:03.066	188	4.078	1:02.886	188	3.453	1:02.853	188	3.426	1:03.298	188	3.681	1:03.461
41	5.322	1:03.449	41	5.400	1:03.359	41	5.539	1:03.617	41	5.708	1:03.494	41	6.372	1:03.870
50	5.825	1:03.506	50	6.020	1:03.476	50	5.993	1:03.451	111	5.852	1:02.950	111	6.475	1:03.829
111	6.186	1:03.461	111	6.502	1:03.597	111	6.227	1:03.203	50	7.062	1:04.394	50	7.612	1:03.756
6	8.033	1:04.161	6	8.859	1:04.107	61	9.852	1:04.268	61	11.073	1:04.546	72	12.142	1:04.251
5	8.302	1:04.508	61	9.062	1:03.282	6	10.050	1:04.669	72	11.097	1:04.104	61	12.238	1:04.371
72	8.614	1:03.767	72	9.726	1:04.393	72	10.318	1:04.070	6	11.503	1:04.778	6	12.483	1:04.186
61	9.061	1:03.660	5	9.770	1:04.749	98	10.779	1:03.690	56	11.839	1:04.246	56	12.729	1:04.096
56	9.844	1:04.188	56	10.264	1:03.701	5	10.872	1:04.580	98	12.002	1:04.548	98	13.045	1:04.249
98	10.451	1:04.099	98	10.567	1:03.397	56	10.918	1:04.132	36	12.252	1:04.550	36	13.140	1:04.094
36	10.730	1:04.268	36	10.840	1:03.391	36	11.027	1:03.665	5	12.807	1:05.260	5	13.494	1:03.893
37	11.157	1:03.856	37	11.938	1:04.062	90	12.690	1:04.156	90	12.914	1:03.549	90	13.794	1:04.086
90	11.627	1:04.161	90	12.012	1:03.666	37	13.057	1:04.597	37	13.670	1:03.938	37	14.094	1:03.630
34	11.979	1:04.029	34	12.444	1:03.746	34	13.236	1:04.270	34	13.815	1:03.904	34	14.514	1:03.905
211	12.695	1:03.910	211	13.823	1:04.409	211	14.420	1:04.075	211	15.412	1:04.317	211	16.363	1:04.157
2	13.599	1:14.759	43	15.691	1:04.121	43	15.718	1:03.505	43	16.097	1:03.704	43	16.483	1:03.592
43	14.851	1:04.231	48	16.389	1:03.935	48	16.943	1:04.032	48	17.644	1:04.026	48	18.989	1:04.551
48	15.735	1:04.540	119	17.541	1:04.341	119	18.894	1:04.831	119	20.447	1:04.878	119	21.498	1:04.257
119	16.481	1:05.181	2	20.194	1:09.876P	9	25.119	1:05.351	9	27.185	1:05.391	9	29.293	1:05.314
63	20.774	1:06.093	9	23.246	1:05.729	10	25.546	1:05.505	10	27.558	1:05.337	10	29.592	1:05.240
9	20.798	1:05.458	10	23.519	1:05.824	63	26.392	1:05.499	26	28.941	1:05.695	63	31.544	1:05.742
10	20.976	1:05.444	26	24.256	1:06.180	26	26.571	1:05.793	63	29.008	1:05.941	26	32.004	1:06.269
26	21.357	1:06.215	63	24.371	1:06.878	115	29.681	1:06.723	115	33.832	1:07.476	115	37.769	1:07.143
115	22.975	1:06.386	115	26.436	1:06.742									

Weather/Track: Cloud / Dry

www.mstworld.com

Page 2 of 3

Silverstone  
Circuit Length = 1.6390 miles.  
Start: 15:22 End: 15:38

Printed - 15:40 Sunday, 06 November 2011

# Walter Hayes Trophy

## LAP CHART - RACE 17 (FINAL) - Silverstone 5/6 November 2011

(contd.)

Lap 11			Lap 12			Lap 13			Lap 14			Lap 15		
No	Behind	Laptime	No	Behind	Laptime	No	Behind	Laptime	No	Behind	Laptime	No	Behind	Laptime
7		1:03.295	7		1:03.602	12		1:02.462	12		1:02.429	12		1:02.458
12	0.046	1:02.812	12	0.024	1:03.580	7	0.414	1:02.900	7	0.367	1:02.382	7	0.279	1:02.370
81	0.387	1:02.917	81	0.265	1:03.480	81	1.763	1:03.984	81	2.766	1:03.432	81	3.497	1:03.189
35	0.527	1:02.906	27	0.430	1:03.335	35	2.111	1:03.972	35	2.854	1:03.172	35	3.591	1:03.195
27	0.697	1:02.715	35	0.625	1:03.700	22	2.296	1:03.755	22	2.973	1:03.106	66	3.945	1:03.146
66	1.147	1:03.202	66	0.871	1:03.326	66	2.953	1:04.568	66	3.257	1:02.733	22	4.159	1:03.644
22	1.291	1:02.863	22	1.027	1:03.338	188	5.049	1:03.497	188	6.223	1:03.603	188	7.046	1:03.281
188	4.151	1:03.765	188	4.038	1:03.489	111	6.509	1:02.971	111	6.975	1:02.895	111	7.141	1:02.624
111	6.231	1:03.051	111	6.024	1:03.395	27	7.313	1:09.369	27	8.133	1:03.249	27	9.021	1:03.346
41	6.769	1:03.692	41	6.270	1:03.103	41	7.412	1:03.628	41	8.282	1:03.299	41	9.209	1:03.385
50	7.975	1:03.658	50	8.114	1:03.741	50	9.265	1:03.637	50	10.443	1:03.607	50	11.661	1:03.676
6	13.740	1:04.552	5	14.317	1:04.011	98	16.563	1:04.567	98	18.334	1:04.200	72	19.759	1:03.651
5	13.908	1:03.709	98	14.482	1:03.850	90	16.601	1:03.900	90	18.376	1:04.204	90	20.114	1:04.196
98	14.234	1:04.484	36	14.975	1:04.122	72	16.968	1:04.090	72	18.566	1:04.027	98	20.752	1:04.876
36	14.455	1:04.610	90	15.187	1:04.067	36	17.233	1:04.744	34	19.313	1:04.230	36	20.871	1:03.939
90	14.722	1:04.223	72	15.364	1:04.083	34	17.512	1:04.146	36	19.390	1:04.586	34	21.610	1:04.755
72	14.883	1:06.036	34	15.852	1:04.057	37	17.635	1:04.008	37	19.638	1:04.432	37	21.693	1:04.513
34	15.397	1:04.178	37	16.113	1:04.176	56	18.544	1:04.448	56	20.318	1:04.203	56	21.822	1:03.962
37	15.539	1:04.740	56	16.582	1:04.047	5	18.662	1:06.831	43	20.571	1:04.015	43	22.078	1:03.965
56	16.137	1:06.703	43	17.132	1:03.694	43	18.985	1:04.339	5	20.820	1:04.587	61	22.236	1:03.181
43	17.040	1:03.852	211	18.628	1:04.342	211	20.523	1:04.381	61	21.513	1:03.019	5	22.532	1:04.170
211	17.888	1:04.820	61	19.502	1:03.761	61	20.923	1:03.907	211	22.586	1:04.492	211	24.369	1:04.241
61	19.343	1:10.400	48	20.779	1:04.398	48	22.567	1:04.274	48	24.511	1:04.373	48	26.676	1:04.623
48	19.983	1:04.289	6	21.319	1:11.181P	119	25.752	1:05.046	119	27.758	1:04.435	119	30.494	1:05.194
119	22.482	1:04.279	119	23.192	1:04.312	9	36.146	1:05.602	9	39.129	1:05.412	9	42.613	1:05.942
9	31.276	1:05.278	9	33.030	1:05.356	10	36.427	1:05.657	10	39.268	1:05.270	10	42.831	1:06.021
10	31.481	1:05.184	10	33.256	1:05.377	63	39.110	1:05.731	26	42.442	1:05.659	26	44.965	1:04.981
26	34.059	1:05.350	63	35.865	1:05.269	26	39.212	1:05.626	63	43.075	1:06.394	63	45.370	1:04.753
63	34.198	1:05.949	26	36.072	1:05.615	115	51.522	1:07.840	115	56.696	1:07.603	115	1:02.210	1:07.972
115	42.210	1:07.736	115	46.168	1:07.560									

Weather/Track: Cloud / Dry

www.mstworld.com

Page 3 of 3

Silverstone  
Circuit Length = 1.6390 miles.  
Start: 15:22 End: 15:38

Printed - 15:40 Sunday, 06 November 2011