



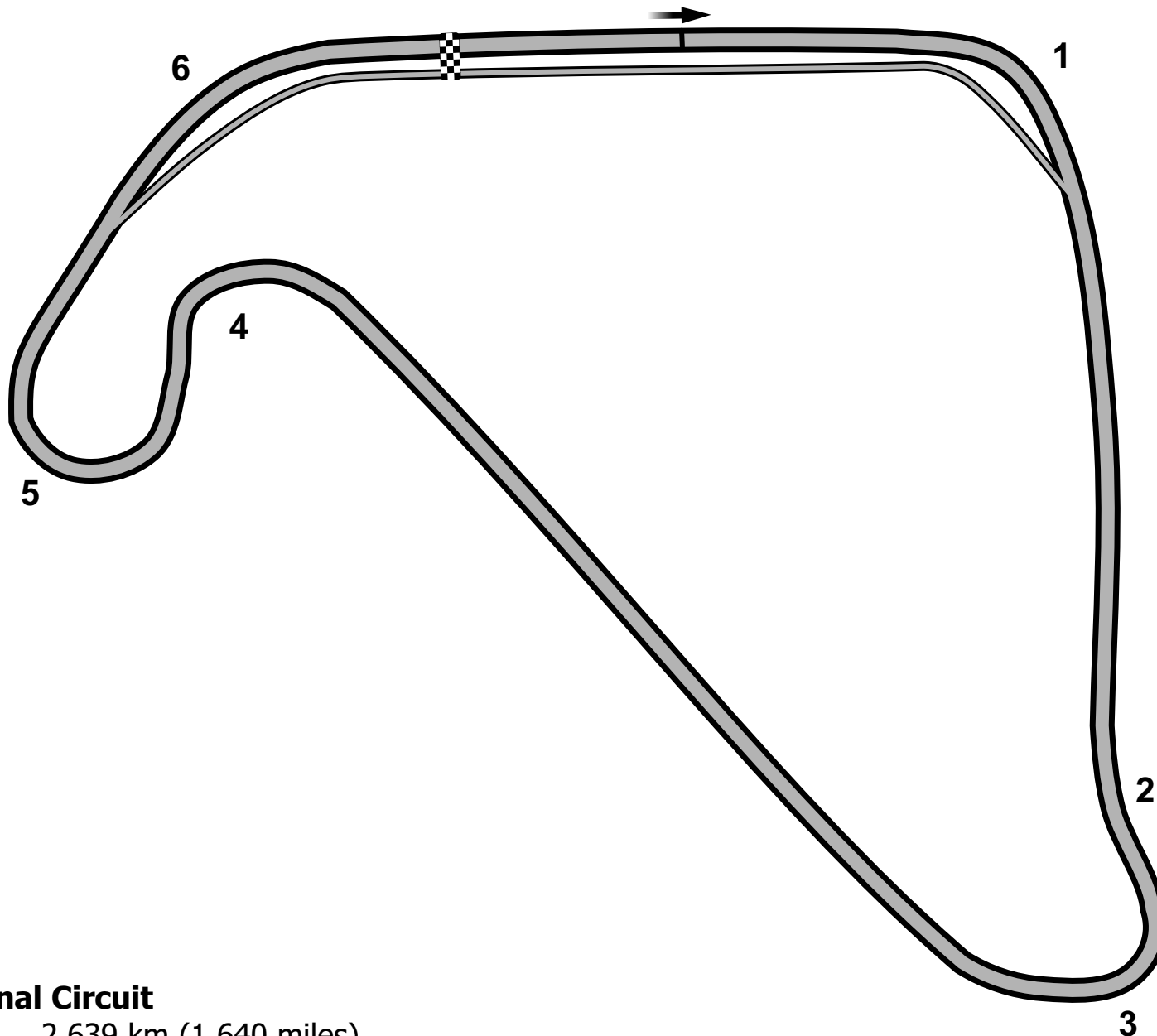
Walter Hayes Trophy Meeting

Silverstone

02-03 November 2013



Timing and Results by MST SYSTEMS Ltd
www.mstworld.com



Silverstone National Circuit

Centreline Length	2.639 km (1.640 miles)
Start Line Offset	134.9 m
Pit Lane	336 m (20 seconds at 60 km/h)

**WALTER HAYES TROPHY
2013 – HEAT DRAW**

HEAT 1

9. FELIX FISHER
20. CHRIS MIDDLEHURST
21. JOEY BICKERS
28. IAN GOUGH
36. NEIL MCARTHUR
38. BENJAMIN HOPTON
42. HAMISH MCALLISTER
46. MARTIN PIERACCINI
51. JOE PORTER
52. JAMES RAVEN
53. ASH CROSSEY
58. DOUG CROSBIE
73. RICHARD TARLING
86. SIMON TOYNE
91. JAMESY HAGAN
94. OLIVER WHITE
95. JAMES LOVETT
157. JUSTIN JOHNS

HEAT 2

8. TOM MCARTHUR
10. ROBERT BARRABLE
22. JAKE EIDSON
27. IVOR MCCULLOUGH
31. ADRIAN HAMILTON
33. GRAHAM CARROLL
34. PETER DEMPSEY
37. BEN ANDERSON
43. MARK DE ROZARIEUX
47. MATTHEW WOOD
60. MORGAN DEMPSEY
61. RYAN CAMPBELL
67. EMMETT GLYNN
80. SCOTT MALVERN
82. NICK GETHIN
92. STUART GOUGH
159. VINCENZO SOSPIRI
190. HENRY CAMPBELL

HEAT 3

14. STEPHEN MAWHINNEY
25. MICHAEL MOYERS
26. NEVILLE SMYTH
29. PETER SIKSTROM
32. JOHN SVENSSON
48. VINCENT JAY
50. DAVID PORTER
62. ADAM HIGGINS
72. JONATHAN HOAD
74. JAMIE JARDINE
78. ABDUL AHMED
79. MARK DRAGHICESCU
110. SCOTT MOAKES
117. OLIVER BULL
127. SHAUN MACKLIN
130. STUART JONES
146. WAYNE BOYD
171. STEPHEN GIBBINS

HEAT 4

3. ROGER ORGEE
4. ED MOORE
5. KEVIN O'HARA
7. CHRIS HODGEN
12. NOEL DUNNE
17. NEIL TOFTS
30. JAMES COLE
41. SIMON JACKSON
44. STEVE CHAPMAN
55. NOEL ROBINSON
63. BOB HIGGINS
83. GAIVUS GHINN
111. BEN NORTON
120. STEPHEN DALY
122. JAMES HAGAN
126. ANDY POWELL
128. DAVID MCCULLOUGH
177. BRENDAN DUGGAN
186. TOM STOTTEN

HEAT 5

2. BEN MITCHELL
11. NIALL MURRAY
13. STUART KESTENBAUM
23. JAAP BLIJLEVEN
40. SAM MITCHELL
49. GARRY NEWSOME
54. DAN HEADLAM
57. GRAHAM BEATTIE
64. RICHARD HIGGINS
65. ADAM QUARTERMAINE
66. JONNY MCMULLAN
71. SYLVAIN HAVERLAND
76. JAKE BYRNE
77. DAN FOX
90. JOSH BARNETT
93. NICK TANDY
99. LLOYD HOPES
123. CHRIS MEALIN
191. STEVE HARE

HEAT 6

6. JURGEN EVERS
15. DAVID MCARTHUR
16. MICHAEL VERGERS
18. PAUL HUBBARD
19. SCOTT HARGROVE
24. PAUL MASON
35. JOHN FERGUSON
45. DIETER HACKEL
56. JOEY FOSTER
69. DAVE LOWE
70. SEAN DOYLE
87. CALUM MCHALE
88. DON BOYACK
89. PHIL WALDRON
97. LUKE COOPER
145. GEOFF RICHARDSON
150. MICHAEL GIBAUT
189. JOSH FISHER
192. MARK AUSTIN
193. RAY SMITH

Walter Hayes Trophy
HEAT 1 - QUALIFYING - Silverstone - 02-03 November 2013

POS	NO	CL	DRIVER	NAT	CAR	TIME	LAPS	GAP	MPH
1	53		Ashley CROSSEY		Spectrum 011C	1:11.091	9		82.99
2	21		Joey BICKERS		Ray	1:11.155	9	0.064	82.92
3	58		Doug CROSBIE		Van Diemen RF00	1:11.207	9	0.116	82.86
4	52		James RAVEN		Swift SC10	1:11.413	9	0.322	82.62
5	94		Oliver WHITE		Van Diemen RF01	1:11.540	9	0.449	82.47
6	28		Ian GOUGH		Van Diemen RF92	1:11.559	9	0.468	82.45
7	20		Chris MIDDLEHURST		Ray GR08/09	1:11.604	9	0.513	82.40
8	9		Felix FISHER **		Swift SC93	1:13.012	9	1.921	80.81
9	51		Joe PORTER		Van Diemen 92	1:13.318	9	2.227	80.47
10	73	H	Richard TARLING		Van Diemen RF80	1:13.369	9	2.278	80.42
11	157		Justin JOHNS		Ray GRS10	1:13.542	9	2.451	80.23
12	42		Hamish MCALLISTER		Van Diemen JL012K	1:14.952	9	3.861	78.72
13	36		Neil MCARTHUR		Van Diemen LA10	1:15.575	9	4.484	78.07
14	86	H	Simon TOYNE		Lola T200	1:18.413	9	7.322	75.24
15	91		Jamesy HAGAN		Reynard FF84	1:19.276	8	8.185	74.42
16	46		Martin PIERACCINI		Van Diemen RF90	1:20.724	8	9.633	73.09
17	95	H	James LOVETT		Lola T200	1:21.569	8	10.478	72.33
18	38	H	Benjamin HOPTON		Van Diemen RF80	1:26.989	6	15.898	67.82

**** CAR 9 - TRANSPONDER ONLY WORKING INTERMITTENTLY**

Weather/Track: Cloud/Damp

These results are provisional until the conclusion of any judicial and technical matters.

Silverstone

Circuit Length = 1.6390 miles.

Start: 09:00 End: 09:10

Clerk of the Course:		Timekeeper:
----------------------	--	-------------

Walter Hayes Trophy

HEAT 1 - QUALIFYING LAP ANALYSIS - Silverstone - 02-03 November 2013

9	Felix FISHER **	Swift SC93
1 - X:00.000	6 - 1:13.020	
2 - 1:15.130	7 - 1:15.376	
3 - 1:14.794	8 - 1:15.647	
4 - 1:14.446	9 - 1:13.826	
5 - 1:13.012		
20	Chris MIDDLEHURST	Ray GR08/09
1 - X:00.000	6 - 1:11.604	
2 - 1:13.567	7 - 1:12.113	
3 - 1:12.182	8 - 1:12.038	
4 - 1:12.244	9 - 1:12.042	
5 - 1:11.717		
21	Joey BICKERS	Ray
1 - X:00.000	6 - 1:11.288	
2 - 1:12.865	7 - 1:13.590	
3 - 1:11.155	8 - 1:13.505	
4 - 1:15.066	9 - 1:11.313	
5 - 1:11.376		
28	Ian GOUGH	Van Diemen RF92
1 - X:00.000	6 - 1:12.184	
2 - 1:14.673	7 - 1:12.153	
3 - 1:14.518	8 - 1:11.559	
4 - 1:12.679	9 - 1:12.189	
5 - 1:12.611		
36	Neil MCARTHUR	Van Diemen LA10
1 - X:00.000	6 - 1:15.826	
2 - 1:18.825	7 - 1:16.354	
3 - 1:16.586	8 - 1:15.575	
4 - 1:16.507	9 - 1:16.472	
5 - 1:17.988		
38	Benjamin HOPTON	Van Diemen RF80
1 - X:00.000	6 - 1:41.604P	
2 - 1:27.693		
3 - 1:26.989		
4 - 1:28.972		
5 - 1:28.822		

** CAR 9 - TRANSPONDER ONLY WORKING INTERMITTENTLY
Weather/Track: Cloud/Damp

Silverstone
Circuit Length = 1.6390 miles.
Start: 09:00 End: 09:10

Walter Hayes Trophy

HEAT 1 - QUALIFYING LAP ANALYSIS - Silverstone - 02-03 November 2013

(contd.)

42	Hamish MCALLISTER	Van Diemen JL012K
1 - X:00.000	6 - 1:15.924	
2 - 1:18.733	7 - 1:14.952	
3 - 1:18.891	8 - 1:15.387	
4 - 1:16.456	9 - 1:15.358	
5 - 1:16.416		
46	Martin PIERACCINI	Van Diemen RF90
1 - X:00.000	6 - 1:20.724	
2 - 1:24.431	7 - 1:23.199	
3 - 1:23.202	8 - 1:21.219	
4 - 1:21.790		
5 - 1:30.753		
51	Joe PORTER	Van Diemen 92
1 - X:00.000	6 - 1:14.296	
2 - 1:18.984	7 - 1:13.616	
3 - 1:16.661	8 - 1:13.450	
4 - 1:15.733	9 - 1:13.318	
5 - 1:14.834		
52	James RAVEN	Swift SC10
1 - X:00.000	6 - 1:12.128	
2 - 1:13.807	7 - 1:12.033	
3 - 1:13.523	8 - 1:14.097	
4 - 1:12.609	9 - 1:11.413	
5 - 1:11.766		
53	Ashley CROSSEY	Spectrum 011C
1 - X:00.000	6 - 1:11.384	
2 - 1:14.387	7 - 1:16.132	
3 - 1:12.388	8 - 1:11.999	
4 - 1:12.223	9 - 1:11.091	
5 - 1:14.298		
58	Doug CROSBIE	Van Diemen RF00
1 - X:00.000	6 - 1:11.514	
2 - 1:14.721	7 - 1:14.858	
3 - 1:14.893	8 - 1:13.742	
4 - 1:12.874	9 - 1:11.207	
5 - 1:12.003		

** CAR 9 - TRANSPONDER ONLY WORKING INTERMITTENTLY
Weather/Track: Cloud/Damp

Silverstone
Circuit Length = 1.6390 miles.
Start: 09:00 End: 09:10

Walter Hayes Trophy

HEAT 1 - QUALIFYING LAP ANALYSIS - Silverstone - 02-03 November 2013

(contd.)

73	Richard TARLING	Van Diemen RF80
1 - X:00.000	6 - 1:13.411	
2 - 1:19.120	7 - 1:13.866	
3 - 1:13.890	8 - 1:13.371	
4 - 1:13.369	9 - 1:13.996	
5 - 1:13.616		
86	Simon TOYNE	Lola T200
1 - X:00.000	6 - 1:18.629	
2 - 1:19.291	7 - 1:19.410	
3 - 1:19.332	8 - 1:18.628	
4 - 1:18.760	9 - 1:18.413	
5 - 1:18.711		
91	Jamesy HAGAN	Reynard FF84
1 - X:00.000	6 - 1:19.973	
2 - 1:22.761	7 - 1:19.276	
3 - 1:20.479	8 - 1:19.320	
4 - 1:21.411		
5 - 1:21.928		
94	Oliver WHITE	Van Diemen RF01
1 - X:00.000	6 - 1:11.775	
2 - 1:14.110	7 - 1:12.911	
3 - 1:12.925	8 - 1:12.017	
4 - 1:11.739	9 - 1:11.722	
5 - 1:11.540		
95	James LOVETT	Lola T200
1 - X:00.000	6 - 1:23.461	
2 - 1:27.559	7 - 1:28.297	
3 - 1:22.675	8 - 1:25.143	
4 - 1:21.569		
5 - 1:22.301		
157	Justin JOHNS	Ray GRS10
1 - X:00.000	6 - 1:16.581	
2 - 1:19.138	7 - 1:15.230	
3 - 1:16.936	8 - 1:13.542	
4 - 1:14.950	9 - 1:13.826	
5 - 1:30.226		


** CAR 9 - TRANSPONDER ONLY WORKING INTERMITTENTLY
Weather/Track: Cloud/Damp

Silverstone
Circuit Length = 1.6390 miles.
Start: 09:00 End: 09:10

Walter Hayes Trophy

HEAT 1 - STARTING GRID - Silverstone - 02-03 November 2013

ROW 9	38 HOPTON	95 LOVETT
ROW 8	46 PIERACCINI	91 HAGAN
ROW 7	86 TOYNE	36 MCARTHUR
ROW 6	42 MCALLISTER	157 JOHNS
ROW 5	73 TARLING	51 PORTER
ROW 4	9 FISHER **	20 MIDDLEHURST
ROW 3	28 GOUGH	94 WHITE
ROW 2	52 RAVEN	58 CROSBIE
ROW 1	21 BICKERS	53 CROSSEY
		POLE



**** CAR 9 - TRANSPONDER ONLY WORKING INTERMITTENTLY**

Weather/Track: Cloud/Damp

These results are provisional until the conclusion of any judicial and technical matters.

Silverstone

Circuit Length = 1.6390 miles.

Start: 09:00 End: 09:10

Clerk of the Course:

Timekeeper:

Walter Hayes Trophy

HEAT 1 - CLASSIFICATION - Silverstone - 02-03 November 2013

POS	NO	CL	DRIVER	NAT	CAR	TIME	LAPS	GAP	MPH	BEST
1	94		Oliver WHITE		Van Diemen RF01	4:35.594	4		84.55	1:07.811
2	20		Chris MIDDLEHURST		Ray GR08/09	4:36.226	4	0.632	84.36	1:07.693
3	28		Ian GOUGH		Van Diemen RF92	4:36.390	4	0.796	84.31	1:07.943
4	53		Ashley CROSSEY		Spectrum 011C	4:36.629	4	1.035	84.23	1:08.169
5	52		James RAVEN		Swift SC10	4:36.950	4	1.356	84.14	1:07.987
6	58		Doug CROSBIE		Van Diemen RF00	4:39.750	4	4.156	83.29	1:08.453
7	9		Felix FISHER		Swift SC93	4:40.104	4	4.510	83.19	1:08.221
8	73	H	Richard TARLING		Van Diemen RF80	4:40.106	4	4.512	83.19	1:09.118
9	51		Joe PORTER		Van Diemen 92	4:48.175	4	12.581	80.86	1:10.207
10	42		Hamish MCALLISTER		Van Diemen JL012K	4:51.400	4	15.806	79.96	1:10.674
11	91		Jamesy HAGAN		Reynard FF84	4:52.123	4	16.529	79.77	1:11.241
12	86	H	Simon TOYNE		Lola T200	5:03.142	4	27.548	76.87	1:13.252
13	38	H	Benjamin HOPTON		Van Diemen RF80	5:05.265	4	29.671	76.33	1:12.424
14	36		Neil MCARTHUR		Van Diemen LA10	5:05.909	4	30.315	76.17	1:10.711
15	95	H	James LOVETT		Lola T200	5:28.530	4	52.936	70.93	1:16.576
16	46		Martin PIERACCINI		Van Diemen RF90	4:57.845	3	1 LAP	58.42	1:19.818

FASTEST LAP									
20			Chris MIDDLEHURST		Ray GR08/09	1:07.693	4	87.16mph	140.27kph
73	H		Richard TARLING		Van Diemen RF80	1:09.118	4	85.36mph	137.38kph

Restart over 4 laps. (Cars 21 and 157 did not take restart)

Weather/Track: Bright/Damp

These results are provisional until the conclusion of any judicial and technical matters.

Silverstone

Circuit Length = 1.6390 miles.

Start: 12:04 End: 12:08

Clerk of the Course:

Timekeeper:

Walter Hayes Trophy

HEAT 1 - LAP CHART - Silverstone - 02-03 November 2013

Lap 1			Lap 2			Lap 3			Lap 4			Lap 5		
No	Behind	Laptime	No	Behind	Laptime	No	Behind	Laptime	No	Behind	Laptime	No	Behind	Laptime
94		1:11.163	94		1:08.308	94		1:08.312	94		1:07.811			
53	0.314	1:11.477	28	0.275	1:07.943	28	0.451	1:08.488	20	0.632	1:07.693			
28	0.640	1:11.803	53	0.730	1:08.724	53	0.677	1:08.259	28	0.796	1:08.156			
52	0.717	1:11.880	20	0.840	1:07.859	20	0.750	1:08.222	53	1.035	1:08.169			
73	1.257	1:12.420	52	1.347	1:08.938	52	1.180	1:08.145	52	1.356	1:07.987			
20	1.289	1:12.452	73	2.166	1:09.217	73	3.205	1:09.351	58	4.156	1:08.648			
58	2.661	1:13.824	58	2.806	1:08.453	58	3.319	1:08.825	73	4.512	1:09.118			
9	3.215	1:14.378	9	3.128	1:08.221	9	3.598	1:08.782	9	4.510	1:08.723			
51	4.238	1:15.401	51	7.917	1:11.987	46	1 LAP	2:16.178	51	12.581	1:10.207			
36	5.067	1:16.230	91	9.774	1:11.969	51	10.185	1:10.580	42	15.806	1:10.805			
91	6.113	1:17.276	42	10.450	1:11.582	42	12.812	1:10.674	91	16.529	1:11.241			
42	7.176	1:18.339	86	16.813	1:14.893	91	13.099	1:11.637	46	1 LAP	1:21.849			
46	8.655	1:19.818	38	19.642	1:13.760	86	22.107	1:13.606	86	27.548	1:13.252			
86	10.228	1:21.391	36	23.727	1:26.968	38	25.058	1:13.728	38	29.671	1:12.424			
38	14.190	1:25.353	95	35.424	1:18.544	36	27.415	1:12.000	36	30.315	1:10.711			
95	25.188	1:36.351				95	44.171	1:17.059	95	52.936	1:16.576			

Restart over 4 laps. (Cars 21 and 157 did not take restart)
Weather/Track: Bright/Damp

www.mstworld.com

Silverstone
Circuit Length = 1.6390 miles.
Start: 12:04 End: 12:08

Printed - 12:12 Saturday, 02 November 2013

Walter Hayes Trophy

HEAT 1 - LAP ANALYSIS - Silverstone - 02-03 November 2013

9	Felix FISHER	Swift SC93
1 - 1:14.378 2 - 1:08.221 3 - 1:08.782 4 - 1:08.723		
20	Chris MIDDLEHURST	Ray GR08/09
1 - 1:12.452 2 - 1:07.859 3 - 1:08.222 4 - 1:07.693		
28	Ian GOUGH	Van Diemen RF92
1 - 1:11.803 2 - 1:07.943 3 - 1:08.488 4 - 1:08.156		
36	Neil MCARTHUR	Van Diemen LA10
1 - 1:16.230 2 - 1:26.968 3 - 1:12.000 4 - 1:10.711		
38	Benjamin HOPTON	Van Diemen RF80
1 - 1:25.353 2 - 1:13.760 3 - 1:13.728 4 - 1:12.424		
42	Hamish MCALLISTER	Van Diemen JL012K
1 - 1:18.339 2 - 1:11.582 3 - 1:10.674 4 - 1:10.805		

Restart over 4 laps. (Cars 21 and 157 did not take restart)
Weather/Track: Bright/Damp

Silverstone
Circuit Length = 1.6390 miles.
Start: 12:04 End: 12:08

Walter Hayes Trophy

HEAT 1 - LAP ANALYSIS - Silverstone - 02-03 November 2013

(contd.)

46	Martin PIERACCINI	Van Diemen RF90
1 - 1:19.818 2 - 2:16.178 3 - 1:21.849		
51	Joe PORTER	Van Diemen 92
1 - 1:15.401 2 - 1:11.987 3 - 1:10.580 4 - 1:10.207		
52	James RAVEN	Swift SC10
1 - 1:11.880 2 - 1:08.938 3 - 1:08.145 4 - 1:07.987		
53	Ashley CROSSEY	Spectrum 011C
1 - 1:11.477 2 - 1:08.724 3 - 1:08.259 4 - 1:08.169		
58	Doug CROSBIE	Van Diemen RF00
1 - 1:13.824 2 - 1:08.453 3 - 1:08.825 4 - 1:08.648		
73	Richard TARLING	Van Diemen RF80
1 - 1:12.420 2 - 1:09.217 3 - 1:09.351 4 - 1:09.118		

Restart over 4 laps. (Cars 21 and 157 did not take restart)
Weather/Track: Bright/Damp

Silverstone
Circuit Length = 1.6390 miles.
Start: 12:04 End: 12:08

Walter Hayes Trophy

HEAT 1 - LAP ANALYSIS - Silverstone - 02-03 November 2013

(contd.)

86	Simon TOYNE	Lola T200
1 -	1:21.391	
2 -	1:14.893	
3 -	1:13.606	
4 -	1:13.252	
91	Jamesy HAGAN	Reynard FF84
1 -	1:17.276	
2 -	1:11.969	
3 -	1:11.637	
4 -	1:11.241	
94	Oliver WHITE	Van Diemen RF01
1 -	1:11.163	
2 -	1:08.308	
3 -	1:08.312	
4 -	1:07.811	
95	James LOVETT	Lola T200
1 -	1:36.351	
2 -	1:18.544	
3 -	1:17.059	
4 -	1:16.576	

Restart over 4 laps. (Cars 21 and 157 did not take restart)

Weather/Track: Bright/Damp

Walter Hayes Trophy
HEAT 2 - QUALIFYING - Silverstone - 02-03 November 2013

POS	NO	CL	DRIVER	NAT	CAR	TIME	LAPS	GAP	MPH
1	22		Jake EIDSON		Ray GR08/09	1:10.614	10		83.55
2	34		Peter DEMPSEY		Swift SC92F	1:10.655	10	0.041	83.51
3	80		Scott MALVERN		Spectrum	1:11.002	9	0.388	83.10
4	10		Robert BARRABLE		Ray GR10	1:11.262	9	0.648	82.79
5	27		Ivor MCCULLOUGH		Van Diemen RF00	1:11.267	9	0.653	82.79
6	33		Graham CARROLL		Van Diemen RF91	1:11.675	9	1.061	82.32
7	67		Emmet GLYNN		Ray GRS07	1:11.699	9	1.085	82.29
8	92		Stuart GOUGH		Van Diemen RF92	1:12.355	9	1.741	81.54
9	60		Morgan DEMPSEY		Van Diemen DP08	1:12.400	9	1.786	81.49
10	8		Tom MCARTHUR		Van Diemen LA10	1:13.406	9	2.792	80.38
11	37		Ben ANDERSON		Ray GRS07	1:13.700	9	3.086	80.06
12	159		Vincenzo SOSPRINI		Van Diemen RF88	1:13.960	9	3.346	79.77
13	61		Ryan CAMPBELL		Swift SC95	1:16.873	6	6.259	76.75
14	47	H	Matthew WOOD		Van Diemen RF79	1:16.972	9	6.358	76.65
15	82	H	Nick GETHIN		Lola T200	1:17.398	8	6.784	76.23
16	31		Adrian HAMILTON		Van Diemen RF99	1:18.236	8	7.622	75.41
17	43		Mark DE ROZARIEUX		Swift SC95	1:18.769	9	8.155	74.90
18	190		Henry CAMPBELL		Reynard FF83	1:18.822	9	8.208	74.85

Weather/Track: Cloud/Damp

These results are provisional until the conclusion of any judicial and technical matters.

Silverstone
 Circuit Length = 1.6390 miles.
 Start: 09:20 End: 09:30

Clerk of the Course:		Timekeeper:
----------------------	--	-------------

Walter Hayes Trophy

HEAT 2 - QUALIFYING LAP ANALYSIS - Silverstone - 02-03 November 2013

8	Tom MCARTHUR	Van Diemen LA10
1 - 6:21.996	6 - 1:14.088	
2 - 1:17.117	7 - 1:13.885	
3 - 1:15.222	8 - 1:14.288	
4 - 1:14.150	9 - 1:13.406	
5 - 1:16.653		
10	Robert BARRABLE	Ray GR10
1 - 6:25.148	6 - 1:12.377	
2 - 1:13.379	7 - 1:11.820	
3 - 1:13.230	8 - 1:11.572	
4 - 1:13.003	9 - 1:11.262	
5 - 1:11.874		
18	Paul HUBBARD	Crossle 24F
22	Jake EIDSON	Ray GR08/09
1 - 6:18.970	6 - 1:11.953	
2 - 1:12.614	7 - 1:10.614	
3 - 1:11.974	8 - 1:10.839	
4 - 1:11.665	9 - 1:10.867	
5 - 1:11.072	10 - 1:10.906	
27	Ivor MCCULLOUGH	Van Diemen RF00
1 - 6:27.893	6 - 1:12.652	
2 - 1:14.667	7 - 1:11.436	
3 - 1:13.120	8 - 1:11.267	
4 - 1:11.957	9 - 1:11.592	
5 - 1:12.555		
31	Adrian HAMILTON	Van Diemen RF99
1 - 6:26.850	6 - 1:20.590	
2 - 1:23.580	7 - 1:18.904	
3 - 1:24.089	8 - 1:18.236	
4 - 1:22.812		
5 - 1:21.137		

Weather/Track: Cloud/Damp

Walter Hayes Trophy

HEAT 2 - QUALIFYING LAP ANALYSIS - Silverstone - 02-03 November 2013

(contd.)

33	Graham CARROLL	Van Diemen RF91
1 - 6:19.249	6 - 1:14.792	
2 - 1:14.295	7 - 1:13.205	
3 - 1:12.430	8 - 1:13.180	
4 - 1:12.037	9 - 1:12.460	
5 - 1:11.675		
34	Peter DEMPSEY	Swift SC92F
1 - 6:19.439	6 - 1:13.197	
2 - 1:12.573	7 - 1:11.169	
3 - 1:12.096	8 - 1:10.857	
4 - 1:11.421	9 - 1:11.713	
5 - 1:11.066	10 - 1:10.655	
37	Ben ANDERSON	Ray GRS07
1 - 6:20.487	6 - 1:13.700	
2 - 1:17.228	7 - 1:14.597	
3 - 1:15.466	8 - 1:14.840	
4 - 1:13.935	9 - 1:14.032	
5 - 1:15.762		
43	Mark DE ROZARIEUX	Swift SC95
1 - 6:31.541	6 - 1:19.162	
2 - 1:20.800	7 - 1:18.968	
3 - 1:25.731	8 - 1:18.769	
4 - 1:20.488	9 - 1:19.378	
5 - 1:19.566		
47	Matthew WOOD	Van Diemen RF79
1 - 6:33.425	6 - 1:17.379	
2 - 1:20.544	7 - 1:17.200	
3 - 1:20.917	8 - 1:16.972	
4 - 1:20.330	9 - 1:17.892	
5 - 1:17.933		
60	Morgan DEMPSEY	Van Diemen DP08
1 - 6:19.808	6 - 1:14.322	
2 - 1:15.253	7 - 1:13.648	
3 - 1:15.931	8 - 1:18.416	
4 - 1:14.206	9 - 1:12.400	
5 - 1:13.008		

Weather/Track: Cloud/Damp

www.mstworld.com

Page 2 of 4

Silverstone
Circuit Length = 1.6390 miles.
Start: 09:20 End: 09:30

Printed - 09:33 Saturday, 02 November 2013

Walter Hayes Trophy

HEAT 2 - QUALIFYING LAP ANALYSIS - Silverstone - 02-03 November 2013

(contd.)

61	Ryan CAMPBELL	Swift SC95
1 - 6:24.706	6 - 1:32.153P	
2 - 1:17.534		
3 - 1:19.480		
4 - 1:18.432		
5 - 1:16.873		
67	Emmet GLYNN	Ray GRS07
1 - 6:20.792	6 - 1:11.699	
2 - 1:15.858	7 - 1:12.508	
3 - 1:13.325	8 - 1:13.607	
4 - 1:12.227	9 - 1:13.070	
5 - 1:11.941		
80	Scott MALVERN	Spectrum
1 - 6:20.428	6 - 1:13.140	
2 - 1:15.221	7 - 1:11.326	
3 - 1:12.871	8 - 1:11.394	
4 - 1:11.505	9 - 1:11.002	
5 - 1:11.421		
82	Nick GETHIN	Lola T200
1 - 6:35.115	6 - 1:22.701	
2 - 1:22.127	7 - 1:17.398	
3 - 1:20.443	8 - 1:19.478	
4 - 1:21.867		
5 - 1:19.177		
92	Stuart GOUGH	Van Diemen RF92
1 - 6:14.437	6 - 1:13.232	
2 - 1:14.888	7 - 1:12.355	
3 - 1:17.707	8 - 1:12.649	
4 - 1:12.561	9 - 1:16.566	
5 - 1:13.837		
159	Vincenzo SOSPRINI	Van Diemen RF88
1 - 6:17.687	6 - 1:15.174	
2 - 1:19.599	7 - 1:14.995	
3 - 1:19.894	8 - 1:14.203	
4 - 1:16.744	9 - 1:13.960	
5 - 1:15.902		

Weather/Track: Cloud/Damp

www.mstworld.com

Page 3 of 4

Silverstone
Circuit Length = 1.6390 miles.
Start: 09:20 End: 09:30

Printed - 09:33 Saturday, 02 November 2013

Walter Hayes Trophy

HEAT 2 - QUALIFYING LAP ANALYSIS - Silverstone - 02-03 November 2013

(contd.)

190	Henry CAMPBELL	Reynard FF83
1 - 6:27.732	6 - 1:19.726	
2 - 1:22.498	7 - 1:21.136	
3 - 1:19.347	8 - 1:19.867	
4 - 1:19.289	9 - 1:19.701	
5 - 1:18.822		

Weather/Track: Cloud/Damp

www.mstworld.com

Page 4 of 4


Silverstone
Circuit Length = 1.6390 miles.
Start: 09:20 End: 09:30

Printed - 09:33 Saturday, 02 November 2013

Walter Hayes Trophy

HEAT 2 - STARTING GRID - Silverstone - 02-03 November 2013

ROW 9	190	CAMPBELL	43	DE ROZARIEUX
ROW 8	31	HAMILTON	82	GETHIN
ROW 7	47	WOOD	61	CAMPBELL
ROW 6	159	SOSPRINI	37	ANDERSON
ROW 5	8	MCARTHUR	60	DEMPSEY
ROW 4	92	GOUGH	67	GLYNN
ROW 3	33	CARROLL	27	MCCULLOUGH
ROW 2	10	BARRABLE	80	MALVERN
ROW 1	34	DEMPSEY	22	EIDSON
				POLE



Weather/Track: Cloud/Damp

These results are provisional until the conclusion of any judicial and technical matters.

Silverstone

Circuit Length = 1.6390 miles.

Start: 09:20 End: 09:30

Clerk of the Course:

Timekeeper:

Walter Hayes Trophy

HEAT 2 - CLASSIFICATION - Silverstone - 02-03 November 2013

POS	NO	CL	DRIVER	NAT	CAR	TIME	LAPS	GAP	MPH	BEST
1	80		Scott MALVERN		Spectrum	9:05.671	8		85.95	1:04.972
2	22		Jake EIDSON		Ray GR08/09	9:07.152	8	1.481	85.72	1:05.823
3	27		Ivor MCCULLOUGH		Van Diemen RF00	9:07.956	8	2.285	85.59	1:05.781
4	34		Peter DEMPSEY		Swift SC92F	9:09.418	8	3.747	85.37	1:06.790
5	10		Robert BARRABLE		Ray GR10	9:11.583	8	5.912	85.03	1:06.506
6	33		Graham CARROLL		Van Diemen RF91	9:14.120	8	8.449	84.64	1:06.000
7	60		Morgan DEMPSEY		Van Diemen DP08	9:19.692	8	14.021	83.80	1:06.377
8	92		Stuart GOUGH		Van Diemen RF92	9:22.422	8	16.751	83.39	1:06.626
9	159		Vincenzo SOSPIRI		Van Diemen RF88	9:30.608	8	24.937	82.20	1:07.376
10	37		Ben ANDERSON		Ray GRS07	9:33.885	8	28.214	81.73	1:07.664
11	61		Ryan CAMPBELL		Swift SC95	9:41.273	8	35.602	80.69	1:08.291
12	47	H	Matthew WOOD		Van Diemen RF79	9:59.282	8	53.611	78.26	1:11.642
13	31		Adrian HAMILTON		Van Diemen RF99	10:02.357	8	56.686	77.86	1:09.922
14	82	H	Nick GETHIN		Lola T200	10:02.389	8	56.718	77.86	1:11.758
15	190		Henry CAMPBELL		Reynard FF83	10:10.750	8	1:05.079	76.79	1:12.508
16	43		Mark DE ROZARIEUX		Swift SC95	10:14.775	8	1:09.104	76.29	1:11.930
17	67		Emmet GLYNN		Ray GRS07	9:12.087	7	1 LAP	74.27	1:09.293
NOT CLASSIFIED										
8			Tom MCARTHUR		Van Diemen LA10	3:34.719	3	D.N.F.	81.04	1:06.980
FASTEST LAP										
80			Scott MALVERN		Spectrum	1:04.972	2	90.81mph	146.15kph	
47	H		Matthew WOOD		Van Diemen RF79	1:11.642	2	82.36mph	132.54kph	

Weather/Track: Drizzle/Damp

These results are provisional until the conclusion of any judicial and technical matters.

Silverstone
Circuit Length = 1.6390 miles.
Start: 12:43 End: 12:52

Clerk of the Course:

Timekeeper:

Walter Hayes Trophy

HEAT 2 - LAP ANALYSIS - Silverstone - 02-03 November 2013

8	Tom MCARTHUR	Van Diemen LA10
1 - 1:12.512 2 - 1:06.980 3 - 1:15.227		
10	Robert BARRABLE	Ray GR10
1 - 1:09.803 6 - 1:08.766 2 - 1:06.506 7 - 1:08.930 3 - 1:09.059 8 - 1:09.307 4 - 1:09.798 5 - 1:09.414		
22	Jake EIDSON	Ray GR08/09
1 - 1:09.105 6 - 1:08.585 2 - 1:05.823 7 - 1:08.375 3 - 1:08.309 8 - 1:08.711 4 - 1:09.363 5 - 1:08.881		
27	Ivor MCCULLOUGH	Van Diemen RF00
1 - 1:09.921 6 - 1:08.615 2 - 1:05.781 7 - 1:08.321 3 - 1:08.321 8 - 1:09.063 4 - 1:09.165 5 - 1:08.769		
31	Adrian HAMILTON	Van Diemen RF99
1 - 1:16.846 6 - 1:15.506 2 - 1:09.922 7 - 1:15.409 3 - 1:13.732 8 - 1:16.934 4 - 1:17.176 5 - 1:16.832		
33	Graham CARROLL	Van Diemen RF91
1 - 1:09.279 6 - 1:09.953 2 - 1:06.000 7 - 1:09.268 3 - 1:09.576 8 - 1:10.630 4 - 1:09.919 5 - 1:09.495		

Weather/Track: Drizzle/Damp

Walter Hayes Trophy

HEAT 2 - LAP ANALYSIS - Silverstone - 02-03 November 2013

(contd.)

34	Peter DEMPSEY	Swift SC92F
1 - 1:09.901	6 - 1:08.804	
2 - 1:06.790	7 - 1:08.705	
3 - 1:08.211	8 - 1:09.075	
4 - 1:09.098		
5 - 1:08.834		
37	Ben ANDERSON	Ray GRS07
1 - 1:12.744	6 - 1:12.776	
2 - 1:07.664	7 - 1:11.272	
3 - 1:10.314	8 - 1:11.830	
4 - 1:10.773		
5 - 1:16.512		
43	Mark DE ROZARIEUX	Swift SC95
1 - 1:18.841	6 - 1:17.090	
2 - 1:11.930	7 - 1:17.585	
3 - 1:14.392	8 - 1:15.986	
4 - 1:21.111		
5 - 1:17.840		
47	Matthew WOOD	Van Diemen RF79
1 - 1:15.660	6 - 1:14.225	
2 - 1:11.642	7 - 1:14.990	
3 - 1:14.364	8 - 1:15.886	
4 - 1:16.280		
5 - 1:16.235		
60	Morgan DEMPSEY	Van Diemen DP08
1 - 1:11.505	6 - 1:10.255	
2 - 1:06.377	7 - 1:09.905	
3 - 1:09.581	8 - 1:10.968	
4 - 1:10.490		
5 - 1:10.611		
61	Ryan CAMPBELL	Swift SC95
1 - 1:14.547	6 - 1:12.602	
2 - 1:08.291	7 - 1:12.756	
3 - 1:12.923	8 - 1:13.844	
4 - 1:12.658		
5 - 1:13.652		

Weather/Track: Drizzle/Damp

www.mstworld.com

Page 2 of 3

Silverstone
Circuit Length = 1.6390 miles.
Start: 12:43 End: 12:52

Printed - 12:55 Saturday, 02 November 2013

Walter Hayes Trophy

HEAT 2 - LAP ANALYSIS - Silverstone - 02-03 November 2013

(contd.)

67	Emmet GLYNN	Ray GRS07
1 - 2:10.651	6 - 1:09.293	
2 - 1:09.417	7 - 1:10.455	
3 - 1:10.304		
4 - 1:10.618		
5 - 1:11.349		
80	Scott MALVERN	Spectrum
1 - 1:08.511	6 - 1:08.649	
2 - 1:04.972	7 - 1:08.183	
3 - 1:08.298	8 - 1:09.122	
4 - 1:08.889		
5 - 1:09.047		
82	Nick GETHIN	Lola T200
1 - 1:18.633	6 - 1:15.030	
2 - 1:11.758	7 - 1:15.429	
3 - 1:13.102	8 - 1:16.467	
4 - 1:14.754		
5 - 1:17.216		
92	Stuart GOUGH	Van Diemen RF92
1 - 1:11.047	6 - 1:10.449	
2 - 1:06.626	7 - 1:10.483	
3 - 1:11.082	8 - 1:11.177	
4 - 1:10.671		
5 - 1:10.887		
159	Vincenzo SOSPIRI	Van Diemen RF88
1 - 1:14.179	6 - 1:11.562	
2 - 1:07.376	7 - 1:11.487	
3 - 1:10.735	8 - 1:12.020	
4 - 1:11.674		
5 - 1:11.575		
190	Henry CAMPBELL	Reynard FF83
1 - 1:18.792	6 - 1:15.184	
2 - 1:12.508	7 - 1:15.160	
3 - 1:14.605	8 - 1:15.999	
4 - 1:21.246		
5 - 1:17.256		

Weather/Track: Drizzle/Damp

www.mstworld.com

Page 3 of 3

Silverstone
Circuit Length = 1.6390 miles.
Start: 12:43 End: 12:52

Printed - 12:55 Saturday, 02 November 2013

Walter Hayes Trophy

HEAT 2 - LAP CHART - Silverstone - 02-03 November 2013

Lap 1			Lap 2			Lap 3			Lap 4			Lap 5		
No	Behind	Laptime	No	Behind	Laptime	No	Behind	Laptime	No	Behind	Laptime	No	Behind	Laptime
80		1:08.511	80		1:04.972	80		1:08.298	80		1:08.889	80		1:09.047
22	0.594	1:09.105	22	1.445	1:05.823	22	1.456	1:08.309	22	1.930	1:09.363	67	1 LAP	1:10.618
33	0.768	1:09.279	33	1.796	1:06.000	27	2.242	1:08.321	27	2.518	1:09.165	22	1.764	1:08.881
10	1.292	1:09.803	27	2.219	1:05.781	33	3.074	1:09.576	34	3.330	1:09.098	27	2.240	1:08.769
27	1.410	1:09.921	10	2.826	1:06.506	34	3.121	1:08.211	33	4.104	1:09.919	34	3.117	1:08.834
34	1.390	1:09.901	34	3.208	1:06.790	10	3.587	1:09.059	10	4.496	1:09.798	33	4.552	1:09.495
92	2.536	1:11.047	92	4.190	1:06.626	60	5.682	1:09.581	60	7.283	1:10.490	10	4.863	1:09.414
60	2.994	1:11.505	60	4.399	1:06.377	92	6.974	1:11.082	92	8.756	1:10.671	60	8.847	1:10.611
8	4.001	1:12.512	8	6.009	1:06.980	37	8.941	1:10.314	37	10.825	1:10.773	92	10.596	1:10.887
37	4.233	1:12.744	37	6.925	1:07.664	159	10.509	1:10.735	159	13.294	1:11.674	159	15.822	1:11.575
159	5.668	1:14.179	159	8.072	1:07.376	8	12.938	1:15.227	61	17.749	1:12.658	37	18.290	1:16.512
61	6.036	1:14.547	61	9.355	1:08.291	61	13.980	1:12.923	31	27.006	1:17.176	61	22.354	1:13.652
47	7.149	1:15.660	31	13.285	1:09.922	31	18.719	1:13.732	47	27.276	1:16.280	47	34.464	1:16.235
31	8.335	1:16.846	47	13.819	1:11.642	47	19.885	1:14.364	82	27.577	1:14.754	31	34.791	1:16.832
82	10.122	1:18.633	82	16.908	1:11.758	82	21.712	1:13.102	43	35.604	1:21.111	82	35.746	1:17.216
190	10.281	1:18.792	43	17.288	1:11.930	43	23.382	1:14.392	190	36.481	1:21.246	43	44.397	1:17.840
43	10.330	1:18.841	190	17.817	1:12.508	190	24.124	1:14.605				190	44.690	1:17.256
67	1:02.140	2:10.651	67	1:06.585	1:09.417	67	1:08.591	1:10.304						

Weather/Track: Drizzle/Damp

www.mstworld.com

Page 1 of 2

Silverstone
Circuit Length = 1.6390 miles.
Start: 12:43 End: 12:52

Printed - 12:55 Saturday, 02 November 2013

Walter Hayes Trophy

HEAT 2 - LAP CHART - Silverstone - 02-03 November 2013

(contd.)

Lap 6			Lap 7			Lap 8			Lap 9			Lap 10		
No	Behind	Laptime	No	Behind	Laptime	No	Behind	Laptime	No	Behind	Laptime	No	Behind	Laptime
80		1:08.649	80		1:08.183	80		1:09.122						
22	1.700	1:08.585	22	1.892	1:08.375	22	1.481	1:08.711						
27	2.206	1:08.615	27	2.344	1:08.321	27	2.285	1:09.063						
34	3.272	1:08.804	34	3.794	1:08.705	34	3.747	1:09.075						
67	1 LAP	1:11.349	67	1 LAP	1:09.293	10	5.912	1:09.307						
10	4.980	1:08.766	10	5.727	1:08.930	67	1 LAP	1:10.455						
33	5.856	1:09.953	33	6.941	1:09.268	33	8.449	1:10.630						
60	10.453	1:10.255	60	12.175	1:09.905	60	14.021	1:10.968						
92	12.396	1:10.449	92	14.696	1:10.483	92	16.751	1:11.177						
159	18.735	1:11.562	159	22.039	1:11.487	159	24.937	1:12.020						
37	22.417	1:12.776	37	25.506	1:11.272	37	28.214	1:11.830						
61	26.307	1:12.602	61	30.880	1:12.756	61	35.602	1:13.844						
47	40.040	1:14.225	47	46.847	1:14.990	47	53.611	1:15.886						
31	41.648	1:15.506	31	48.874	1:15.409	31	56.686	1:16.934						
82	42.127	1:15.030	82	49.373	1:15.429	82	56.718	1:16.467						
190	51.225	1:15.184	190	58.202	1:15.160	190	1:05.079	1:15.999						
43	52.838	1:17.090	43	1:02.240	1:17.585	43	1:09.104	1:15.986						

Weather/Track: Drizzle/Damp

www.mstworld.com

Page 2 of 2

Silverstone
Circuit Length = 1.6390 miles.
Start: 12:43 End: 12:52

Printed - 12:55 Saturday, 02 November 2013

Walter Hayes Trophy
HEAT 3 - QUALIFYING - Silverstone - 02-03 November 2013

POS	NO	CL	DRIVER	NAT	CAR	TIME	LAPS	GAP	MPH
1	146		Wayne BOYD		Van Diemen RF02	1:10.716	10		83.43
2	25		Michael MOYERS		Spectrum 011C	1:11.471	9	0.755	82.55
3	72		Jonathan HOAD		Van Diemen RF90	1:11.879	9	1.163	82.08
4	110		Scott MOAKES		Van Diemen RF99	1:11.906	9	1.190	82.05
5	26		Neville SMYTH		Ray GRS09	1:12.696	9	1.980	81.16
6	62		Adam HIGGINS		Van Diemen JL12K	1:12.781	9	2.065	81.07
7	78		Abdul AHMED		Van Diemen RF89	1:13.273	9	2.557	80.52
8	117		Oliver BULL		Swift SC92F	1:13.596	9	2.880	80.17
9	79	H	Mark DRAGHICESCU		Merlyn Mk20a	1:14.277	9	3.561	79.43
10	74		Jamie JARDINE		Reynard 84FF	1:14.822	9	4.106	78.85
11	14	H	Stephen MAWHINNEY		Crossle 32F	1:16.628	7	5.912	77.00
12	130		Stuart JONES		Van Diemen RF05	1:16.794	9	6.078	76.83
13	48		Vincent JAY		Ray GR10	1:16.922	9	6.206	76.70
14	171		Stephen GIBBINS		Van Diemen RF01	1:17.632	8	6.916	76.00
15	50		David PORTER		Van Diemen 92	1:19.258	8	8.542	74.44
16	127		Shaun MACKLIN		Swift SC92	1:20.726	8	10.010	73.09
17	29	H	Peter SIKSTROM		Van Diemen VD79	1:22.622	8	11.906	71.41
18	32		John SVENSSON		Van Diemen RF90	2:01.721	1	51.005	48.47

CAR 32 - ONLY COMPLETED ONE LAP

Weather/Track: Cloud /Damp

These results are provisional until the conclusion of any judicial and technical matters.

Silverstone

Circuit Length = 1.6390 miles.

Start: 09:36 End: 09:46

Clerk of the Course:

Timekeeper:

Walter Hayes Trophy

HEAT 3 - QUALIFYING LAP ANALYSIS - Silverstone - 02-03 November 2013

14	Stephen MAWHINNEY	Crossle 32F
1 - 2:09.013	6 - 1:18.175	
2 - 1:21.057	7 - 1:36.753P	
3 - 1:17.931		
4 - 1:16.628		
5 - 1:17.196		
25	Michael MOYERS	Spectrum 011C
1 - 1:56.237	6 - 1:12.139	
2 - 1:15.054	7 - 1:14.278	
3 - 1:13.221	8 - 1:11.522	
4 - 1:14.292	9 - 1:11.471	
5 - 1:12.175		
26	Neville SMYTH	Ray GRS09
1 - 2:01.831	6 - 1:13.716	
2 - 1:21.949	7 - 1:12.696	
3 - 1:16.650	8 - 1:14.430	
4 - 1:13.832	9 - 1:13.475	
5 - 1:13.378		
29	Peter SIKSTROM	Van Diemen VD79
1 - 2:19.813	6 - 1:23.250	
2 - 1:29.204	7 - 1:22.622	
3 - 1:24.698	8 - 1:24.685	
4 - 1:24.556		
5 - 1:23.292		
32	John SVENSSON	Van Diemen RF90
1 - 2:01.721		
48	Vincent JAY	Ray GR10
1 - 2:14.413	6 - 1:17.765	
2 - 1:23.052	7 - 1:16.922	
3 - 1:18.386	8 - 1:17.295	
4 - 1:17.426	9 - 1:17.789	
5 - 1:17.653		

CAR 32 - ONLY COMPLETED ONE LAP
Weather/Track: Cloud /Damp

Walter Hayes Trophy

HEAT 3 - QUALIFYING LAP ANALYSIS - Silverstone - 02-03 November 2013

(contd.)

50	David PORTER	Van Diemen 92
1 - 2:19.021	6 - 1:19.369	
2 - 1:21.743	7 - 1:19.258	
3 - 1:20.748	8 - 1:19.289	
4 - 1:20.764		
5 - 1:19.703		
62	Adam HIGGINS	Van Diemen JL12K
1 - 1:51.832	6 - 1:12.781	
2 - 1:14.460	7 - 1:13.985	
3 - 1:13.597	8 - 1:13.350	
4 - 1:13.342	9 - 1:14.611	
5 - 1:19.297		
72	Jonathan HOAD	Van Diemen RF90
1 - 2:02.371	6 - 1:12.955	
2 - 1:15.908	7 - 1:12.900	
3 - 1:14.169	8 - 1:11.879	
4 - 1:13.221	9 - 1:12.800	
5 - 1:13.806		
74	Jamie JARDINE	Reynard 84FF
1 - 1:58.725	6 - 1:16.589	
2 - 1:17.282	7 - 1:15.592	
3 - 1:18.084	8 - 1:14.822	
4 - 1:16.892	9 - 1:17.522	
5 - 1:16.025		
78	Abdul AHMED	Van Diemen RF89
1 - 1:57.051	6 - 1:16.054	
2 - 1:16.153	7 - 1:13.296	
3 - 1:14.627	8 - 1:13.713	
4 - 1:14.051	9 - 1:13.273	
5 - 1:13.504		
79	Mark DRAGHICESCU	Merlyn Mk20a
1 - 2:00.358	6 - 1:28.746	
2 - 1:17.124	7 - 1:14.277	
3 - 1:19.572	8 - 1:21.267	
4 - 1:15.093	9 - 1:25.759	
5 - 1:16.539		

CAR 32 - ONLY COMPLETED ONE LAP

Weather/Track: Cloud /Damp

Walter Hayes Trophy

HEAT 3 - QUALIFYING LAP ANALYSIS - Silverstone - 02-03 November 2013

(contd.)


110	Scott MOAKES	Van Diemen RF99
1 - 2:11.749	6 - 1:13.355	
2 - 1:14.664	7 - 1:11.939	
3 - 1:17.995	8 - 1:17.223	
4 - 1:12.697	9 - 1:18.463	
5 - 1:11.906		
117	Oliver BULL	Swift SC92F
1 - 2:09.373	6 - 1:13.596	
2 - 1:16.151	7 - 1:13.878	
3 - 1:14.184	8 - 1:13.603	
4 - 1:13.919	9 - 1:22.234	
5 - 1:17.253		
127	Shaun MACKLIN	Swift SC92
1 - 2:20.032	6 - 1:20.726	
2 - 1:23.332	7 - 1:21.335	
3 - 1:20.878	8 - 1:21.023	
4 - 1:21.233		
5 - 1:22.266		
130	Stuart JONES	Van Diemen RF05
1 - 1:54.550	6 - 1:18.713	
2 - 1:20.690	7 - 1:17.083	
3 - 1:18.570	8 - 1:17.843	
4 - 1:21.932	9 - 1:16.794	
5 - 1:17.986		
146	Wayne BOYD	Van Diemen RF02
1 - 1:51.556	6 - 1:11.025	
2 - 1:12.550	7 - 1:11.441	
3 - 1:11.729	8 - 1:10.851	
4 - 1:11.562	9 - 1:10.716	
5 - 1:11.240	10 - 1:11.090	
171	Stephen GIBBINS	Van Diemen RF01
1 - 2:20.850	6 - 1:18.748	
2 - 1:24.198	7 - 1:17.632	
3 - 1:21.296	8 - 1:22.879	
4 - 1:19.812		
5 - 1:19.326		

CAR 32 - ONLY COMPLETED ONE LAP
Weather/Track: Cloud /Damp

Walter Hayes Trophy

HEAT 3 - STARTING GRID - Silverstone - 02-03 November 2013

ROW 9	32 SVENSSON	29 SIKSTROM
ROW 8	127 MACKLIN	50 PORTER
ROW 7	171 GIBBINS	48 JAY
ROW 6	130 JONES	14 MAWHINNEY
ROW 5	74 JARDINE	79 DRAGHICESCU
ROW 4	117 BULL	78 AHMED
ROW 3	26 SMYTH	62 HIGGINS
ROW 2	72 HOAD	25 MOYERS
ROW 1	110 MOAKES	146 BOYD
		POLE



CARS 25, 72, 26 - One position grid penalty (Q14.5 & Finals 28 refers)

Weather/Track: Cloud /Damp

These results are provisional until the conclusion of any judicial and technical matters.

Silverstone

Circuit Length = 1.6390 miles.

Start: 09:36 End: 09:46

Clerk of the Course:

Timekeeper:

Walter Hayes Trophy

HEAT 3 - AMENDED CLASSIFICATION - Silverstone - 02-03 November 2013

POS	NO	CL	DRIVER	NAT	CAR	TIME	LAPS	GAP	MPH	BEST
1	25		Michael MOYERS		Spectrum 011C	9:34.725	8		81.61	1:10.816
2	78		Abdul AHMED		Van Diemen RF89	9:38.476	8	3.751	81.08	1:11.415
3	72		Jonathan HOAD		Van Diemen RF90	9:39.027	8	4.302	81.00	1:11.197
4	110		Scott MOAKES		Van Diemen RF99	9:41.033	8	6.308	80.72	1:10.647
5	26		Neville SMYTH		Ray GRS09	9:41.462	8	6.737	80.66	1:10.646
6	74		Jamie JARDINE		Reynard 84FF	9:48.944	8	14.219	79.64	1:12.345
7	32		John SVENSSON		Van Diemen RF90	9:50.575	8	15.850	79.42	1:12.548
8	79	H	Mark DRAGHICESCU		Merlyn Mk20a	9:51.724	8	16.999	79.26	1:12.632
9	117		Oliver BULL		Swift SC92F	9:56.660	8	21.935	78.61	1:12.981
10	62		Adam HIGGINS		Van Diemen JL12K	9:58.697	8	23.972	78.34	1:11.924
11	48		Vincent JAY		Ray GR10	10:10.212	8	35.487	76.86	1:14.208
12	130		Stuart JONES		Van Diemen RF05	10:12.580	8	37.855	76.56	1:14.329
13	171		Stephen GIBBINS		Van Diemen RF01	10:16.659	8	41.934	76.06	1:14.837
14	14	H	Stephen MAWHINNEY		Crossle 32F	10:17.788	8	43.063	75.92	1:15.007
15	50		David PORTER		Van Diemen 92	10:18.982	8	44.257	75.77	1:15.102
16	127		Shaun MACKLIN		Swift SC92	10:42.476	8	1:07.751	73.00	1:17.680
17	29	H	Peter SIKSTROM		Van Diemen VD79	9:34.758	7	1 LAP	71.34	1:19.738

FASTEST LAP									
26			Neville SMYTH		Ray GRS09	1:10.646	8	83.52mph	134.41kph
79	H		Mark DRAGHICESCU		Merlyn Mk20a	1:12.632	7	81.23mph	130.73kph

Car 146 excluded (article C:3.5.1 refers)

Weather/Track: Drizzle/Damp

These results are provisional until the conclusion of any judicial and technical matters.

Silverstone

Circuit Length = 1.6390 miles.

Start: 13:06 End: 13:15

Clerk of the Course:

Timekeeper:

Walter Hayes Trophy

HEAT 3 - LAP ANALYSIS - Silverstone - 02-03 November 2013

14	Stephen MAWHINNEY	Crossle 32F
1 - 1:23.319	6 - 1:15.985	
2 - 1:18.020	7 - 1:17.043	
3 - 1:16.691	8 - 1:15.891	
4 - 1:15.832		
5 - 1:15.007		
25	Michael MOYERS	Spectrum 011C
1 - 1:17.631	6 - 1:10.857	
2 - 1:11.284	7 - 1:10.829	
3 - 1:11.348	8 - 1:11.087	
4 - 1:10.873		
5 - 1:10.816		
26	Neville SMYTH	Ray GRS09
1 - 1:17.501	6 - 1:11.738	
2 - 1:12.473	7 - 1:11.104	
3 - 1:13.765	8 - 1:10.646	
4 - 1:12.052		
5 - 1:12.183		
29	Peter SIKSTROM	Van Diemen VD79
1 - 1:27.070	6 - 1:20.736	
2 - 1:19.738	7 - 1:22.027	
3 - 1:22.363		
4 - 1:22.287		
5 - 1:20.537		
32	John SVENSSON	Van Diemen RF90
1 - 1:20.627	6 - 1:12.982	
2 - 1:12.990	7 - 1:12.548	
3 - 1:12.910	8 - 1:12.588	
4 - 1:12.795		
5 - 1:13.135		
48	Vincent JAY	Ray GR10
1 - 1:23.584	6 - 1:15.207	
2 - 1:16.937	7 - 1:15.076	
3 - 1:15.615	8 - 1:14.208	
4 - 1:15.124		
5 - 1:14.461		

Weather/Track: Drizzle/Damp

www.mstworld.com

Page 1 of 3

Silverstone
Circuit Length = 1.6390 miles.
Start: 13:06 End: 13:15

Printed - 13:19 Saturday, 02 November 2013

Walter Hayes Trophy

HEAT 3 - LAP ANALYSIS - Silverstone - 02-03 November 2013

(contd.)

50	David PORTER	Van Diemen 92
1 - 1:24.181	6 - 1:15.102	
2 - 1:18.683	7 - 1:15.460	
3 - 1:16.840	8 - 1:16.596	
4 - 1:16.581		
5 - 1:15.539		
62	Adam HIGGINS	Van Diemen JL12K
1 - 1:16.587	6 - 1:12.807	
2 - 1:12.150	7 - 1:12.302	
3 - 1:27.862	8 - 1:11.924	
4 - 1:12.875		
5 - 1:12.190		
72	Jonathan HOAD	Van Diemen RF90
1 - 1:16.699	6 - 1:11.296	
2 - 1:12.596	7 - 1:11.655	
3 - 1:12.442	8 - 1:11.197	
4 - 1:11.506		
5 - 1:11.636		
74	Jamie JARDINE	Reynard 84FF
1 - 1:18.957	6 - 1:12.680	
2 - 1:13.180	7 - 1:12.961	
3 - 1:13.450	8 - 1:12.920	
4 - 1:12.451		
5 - 1:12.345		
78	Abdul AHMED	Van Diemen RF89
1 - 1:16.267	6 - 1:11.415	
2 - 1:12.274	7 - 1:11.450	
3 - 1:12.334	8 - 1:11.662	
4 - 1:11.556		
5 - 1:11.518		
79	Mark DRAGHICESCU	Merlyn Mk20a
1 - 1:19.651	6 - 1:13.004	
2 - 1:13.214	7 - 1:12.632	
3 - 1:14.083	8 - 1:13.011	
4 - 1:13.402		
5 - 1:12.727		

Weather/Track: Drizzle/Damp

Walter Hayes Trophy

HEAT 3 - LAP ANALYSIS - Silverstone - 02-03 November 2013

(contd.)

110	Scott MOAKES	Van Diemen RF99
1 - 1:21.443	6 - 1:11.345	
2 - 1:11.741	7 - 1:10.970	
3 - 1:12.178	8 - 1:10.647	
4 - 1:11.240		
5 - 1:11.469		
117	Oliver BULL	Swift SC92F
1 - 1:21.197	6 - 1:13.218	
2 - 1:14.174	7 - 1:13.497	
3 - 1:13.481	8 - 1:13.132	
4 - 1:12.981		
5 - 1:14.980		
127	Shaun MACKLIN	Swift SC92
1 - 1:25.656	6 - 1:18.535	
2 - 1:18.392	7 - 1:17.680	
3 - 1:26.257	8 - 1:18.053	
4 - 1:19.005		
5 - 1:18.898		
130	Stuart JONES	Van Diemen RF05
1 - 1:23.329	6 - 1:15.326	
2 - 1:17.002	7 - 1:15.081	
3 - 1:16.395	8 - 1:14.990	
4 - 1:16.128		
5 - 1:14.329		
146	Wayne BOYD	Van Diemen RF02
1 - 1:14.382	6 - 1:10.730	
2 - 1:11.122	7 - 1:10.700	
3 - 1:11.170	8 - 1:11.241	
4 - 1:10.650		
5 - 1:10.648		
171	Stephen GIBBINS	Van Diemen RF01
1 - 1:24.415	6 - 1:14.837	
2 - 1:17.456	7 - 1:15.961	
3 - 1:16.973	8 - 1:15.536	
4 - 1:16.442		
5 - 1:15.039		

Weather/Track: Drizzle/Damp

www.mstworld.com

Page 3 of 3

Silverstone
Circuit Length = 1.6390 miles.
Start: 13:06 End: 13:15

Printed - 13:19 Saturday, 02 November 2013

Walter Hayes Trophy

HEAT 3 - LAP CHART - Silverstone - 02-03 November 2013

Lap 1			Lap 2			Lap 3			Lap 4			Lap 5		
No	Behind	Laptime	No	Behind	Laptime	No	Behind	Laptime	No	Behind	Laptime	No	Behind	Laptime
146		1:14.382	146		1:11.122	146		1:11.170	146		1:10.650	146		1:10.648
78	1.885	1:16.267	78	3.037	1:12.274	25	3.589	1:11.348	25	3.812	1:10.873	25	3.980	1:10.816
62	2.205	1:16.587	62	3.233	1:12.150	78	4.201	1:12.334	78	5.107	1:11.556	78	5.977	1:11.518
72	2.317	1:16.699	25	3.411	1:11.284	72	5.063	1:12.442	72	5.919	1:11.506	72	6.907	1:11.636
26	3.119	1:17.501	72	3.791	1:12.596	26	7.065	1:13.765	26	8.467	1:12.052	26	10.002	1:12.183
25	3.249	1:17.631	26	4.470	1:12.473	110	8.688	1:12.178	110	9.278	1:11.240	110	10.099	1:11.469
74	4.575	1:18.957	74	6.633	1:13.180	74	8.913	1:13.450	74	10.714	1:12.451	74	12.411	1:12.345
79	5.269	1:19.651	79	7.361	1:13.214	32	9.853	1:12.910	32	11.998	1:12.795	32	14.485	1:13.135
32	6.245	1:20.627	110	7.680	1:11.741	79	10.274	1:14.083	79	13.026	1:13.402	79	15.105	1:12.727
117	6.815	1:21.197	32	8.113	1:12.990	117	12.178	1:13.481	117	14.509	1:12.981	117	18.841	1:14.980
110	7.061	1:21.443	117	9.867	1:14.174	48	19.462	1:15.615	62	22.150	1:12.875	62	23.692	1:12.190
14	8.937	1:23.319	130	14.827	1:17.002	62	19.925	1:27.862	48	23.936	1:15.124	48	27.749	1:14.461
130	8.947	1:23.329	48	15.017	1:16.937	130	20.052	1:16.395	130	25.530	1:16.128	130	29.211	1:14.329
48	9.202	1:23.584	14	15.835	1:18.020	14	21.356	1:16.691	14	26.538	1:15.832	14	30.897	1:15.007
50	9.799	1:24.181	171	16.367	1:17.456	171	22.170	1:16.973	171	27.962	1:16.442	171	32.353	1:15.039
171	10.033	1:24.415	50	17.360	1:18.683	50	23.030	1:16.840	50	28.961	1:16.581	50	33.852	1:15.539
127	11.274	1:25.656	127	18.544	1:18.392	29	32.497	1:22.363	127	41.986	1:19.005	127	50.236	1:18.898
29	12.688	1:27.070	29	21.304	1:19.738	127	33.631	1:26.257	29	44.134	1:22.287	29	54.023	1:20.537

Weather/Track: Drizzle/Damp

www.mstworld.com

Page 1 of 2

Silverstone
Circuit Length = 1.6390 miles.
Start: 13:06 End: 13:15

Printed - 13:18 Saturday, 02 November 2013

Walter Hayes Trophy

HEAT 3 - LAP CHART - Silverstone - 02-03 November 2013

(contd.)

Lap 6			Lap 7			Lap 8			Lap 9			Lap 10		
No	Behind	Laptime	No	Behind	Laptime	No	Behind	Laptime	No	Behind	Laptime	No	Behind	Laptime
146		1:10.730	146		1:10.700	146		1:11.241						
25	4.107	1:10.857	25	4.236	1:10.829	25	4.082	1:11.087						
78	6.662	1:11.415	78	7.412	1:11.450	29	1 LAP	1:22.027						
72	7.473	1:11.296	72	8.428	1:11.655	78	7.833	1:11.662						
110	10.714	1:11.345	110	10.984	1:10.970	72	8.384	1:11.197						
26	11.010	1:11.738	26	11.414	1:11.104	110	10.390	1:10.647						
74	14.361	1:12.680	74	16.622	1:12.961	26	10.819	1:10.646						
32	16.737	1:12.982	32	18.585	1:12.548	74	18.301	1:12.920						
79	17.379	1:13.004	79	19.311	1:12.632	32	19.932	1:12.588						
117	21.329	1:13.218	117	24.126	1:13.497	79	21.081	1:13.011						
62	25.769	1:12.807	62	27.371	1:12.302	117	26.017	1:13.132						
48	32.226	1:15.207	48	36.602	1:15.076	62	28.054	1:11.924						
130	33.807	1:15.326	130	38.188	1:15.081	48	39.569	1:14.208						
14	36.152	1:15.985	171	41.721	1:15.961	130	41.937	1:14.990						
171	36.460	1:14.837	14	42.495	1:17.043	171	46.016	1:15.536						
50	38.224	1:15.102	50	42.984	1:15.460	14	47.145	1:15.891						
127	58.041	1:18.535	127	1:05.021	1:17.680	50	48.339	1:16.596						
29	1:04.029	1:20.736				127	1:11.833	1:18.053						

Weather/Track: Drizzle/Damp

www.mstworld.com

Page 2 of 2

Silverstone
Circuit Length = 1.6390 miles.
Start: 13:06 End: 13:15

Printed - 13:18 Saturday, 02 November 2013

Walter Hayes Trophy
HEAT 4 - QUALIFYING - Silverstone - 02-03 November 2013

POS	NO	CL	DRIVER	NAT	CAR	TIME	LAPS	GAP	MPH
1	120		Stephen DALY		Ray GR11	1:11.107	9		82.97
2	5		Kevin O'HARA		Van Diemen RF10	1:11.416	9	0.309	82.62
3	12		Noel DUNNE		Van Diemen Kent	1:11.580	9	0.473	82.43
4	111		Ben NORTON		Spectrum 010B	1:11.632	9	0.525	82.37
5	3		Roger ORGEE		Van Diemen RF00	1:12.000	9	0.893	81.95
6	30		James COLE		Jamun	1:12.512	9	1.405	81.37
7	83		Gaius GHINN		Van Diemen RF00	1:12.771	9	1.664	81.08
8	55		Noel ROBINSON		Van Diemen JL012K	1:12.800	9	1.693	81.04
9	128		David MCCULLOUGH		Van Diemen RF00	1:12.928	9	1.821	80.90
10	7		Chris HODGEN		Van Diemen RF89	1:13.000	9	1.893	80.82
11	17		Neil TOFTS		Mygale SJ08	1:13.229	9	2.122	80.57
12	4		Ed MOORE		Van Diemen JL013K	1:13.302	9	2.195	80.49
13	63		Bob HIGGINS		Van Diemen RF94	1:14.262	9	3.155	79.45
14	41	H	Simon JACKSON		Javelin JL5	1:14.354	9	3.247	79.35
15	126	H	Andy POWELL		Royale RP26	1:16.682	9	5.575	76.94
16	186		Tom STOTEN		Ray GRS06	1:17.814	8	6.707	75.82
17	44		Steve CHAPMAN		Van Diemen RF02	1:17.889	9	6.782	75.75
18	122		James HAGAN		Crossle 16F	1:19.376	8	8.269	74.33
19	177		Brendan DUGGAN		Van Diemen RF87	1:20.389	8	9.282	73.39

Weather/Track: Cloud/Damp

These results are provisional until the conclusion of any judicial and technical matters.

Silverstone
 Circuit Length = 1.6390 miles.
 Start: 10:15 End: 10:25

Clerk of the Course:		Timekeeper:
----------------------	--	-------------

Walter Hayes Trophy

HEAT 4 - QUALIFYING LAP ANALYSIS - Silverstone - 02-03 November 2013

3	Roger ORGEE	Van Diemen RF00
1 - 6:11.097	6 - 1:12.524	
2 - 1:14.615	7 - 1:12.473	
3 - 1:15.135	8 - 1:12.176	
4 - 1:14.550	9 - 1:12.000	
5 - 1:13.349		
4	Ed MOORE	Van Diemen JL013K
1 - 6:09.118	6 - 1:13.735	
2 - 1:15.431	7 - 1:14.450	
3 - 1:15.064	8 - 1:36.381	
4 - 1:25.947	9 - 1:13.302	
5 - 1:14.779		
5	Kevin O'HARA	Van Diemen RF10
1 - 6:04.593	6 - 1:16.717	
2 - 1:16.244	7 - 1:12.073	
3 - 1:12.480	8 - 1:11.416	
4 - 1:12.230	9 - 1:11.465	
5 - 1:11.509		
7	Chris HODGEN	Van Diemen RF89
1 - 6:10.188	6 - 1:13.717	
2 - 1:16.360	7 - 1:13.318	
3 - 1:14.753	8 - 1:13.000	
4 - 1:15.205	9 - 1:13.503	
5 - 1:13.958		
12	Noel DUNNE	Van Diemen Kent
1 - 6:05.852	6 - 1:11.580	
2 - 1:13.196	7 - 1:12.382	
3 - 1:16.753	8 - 1:11.680	
4 - 1:12.577	9 - 1:20.238	
5 - 1:12.120		
17	Neil TOFTS	Mygale SJ08
1 - 6:15.590	6 - 1:13.639	
2 - 1:20.478	7 - 1:13.765	
3 - 1:19.374	8 - 1:13.229	
4 - 1:15.533	9 - 1:13.516	
5 - 1:16.991		

Weather/Track: Cloud/Damp

Walter Hayes Trophy

HEAT 4 - QUALIFYING LAP ANALYSIS - Silverstone - 02-03 November 2013

(contd.)

30	James COLE	Jamun
1 - 6:08.116	6 - 1:13.994	
2 - 1:16.619	7 - 1:12.577	
3 - 1:15.081	8 - 1:12.512	
4 - 1:14.817	9 - 1:12.758	
5 - 1:13.577		
41	Simon JACKSON	Javelin JL5
1 - 6:18.923	6 - 1:14.954	
2 - 1:17.418	7 - 1:14.861	
3 - 1:18.715	8 - 1:14.354	
4 - 1:15.688	9 - 1:23.701	
5 - 1:17.730		
44	Steve CHAPMAN	Van Diemen RF02
1 - 6:15.110	6 - 1:17.889	
2 - 1:20.680	7 - 1:18.063	
3 - 1:20.109	8 - 1:18.582	
4 - 1:19.695	9 - 1:33.673	
5 - 1:17.913		
55	Noel ROBINSON	Van Diemen JL012K
1 - 6:08.834	6 - 1:13.201	
2 - 1:16.338	7 - 1:12.800	
3 - 1:14.285	8 - 1:14.631	
4 - 1:19.071	9 - 1:13.167	
5 - 1:13.186		
63	Bob HIGGINS	Van Diemen RF94
1 - 6:15.248	6 - 1:14.674	
2 - 1:19.956	7 - 1:14.262	
3 - 1:16.599	8 - 1:14.792	
4 - 1:16.096	9 - 1:14.802	
5 - 1:15.496		
83	Gaius GHINN	Van Diemen RF00
1 - 6:11.617	6 - 1:12.964	
2 - 1:15.123	7 - 1:13.307	
3 - 1:14.721	8 - 1:25.248	
4 - 1:26.492	9 - 1:12.771	
5 - 1:13.414		

Weather/Track: Cloud/Damp

www.mstworld.com

Page 2 of 4

Silverstone
Circuit Length = 1.6390 miles.
Start: 10:15 End: 10:25

Printed - 10:29 Saturday, 02 November 2013

Walter Hayes Trophy

HEAT 4 - QUALIFYING LAP ANALYSIS - Silverstone - 02-03 November 2013

(contd.)

111	Ben NORTON	Spectrum 010B
1 - 6:18.582	6 - 1:12.190	
2 - 1:15.367	7 - 1:12.246	
3 - 1:12.959	8 - 1:11.632	
4 - 1:12.939	9 - 1:16.137	
5 - 1:17.370		
120	Stephen DALY	Ray GR11
1 - 6:06.544	6 - 1:11.692	
2 - 1:13.312	7 - 1:23.044	
3 - 1:12.884	8 - 1:11.353	
4 - 1:13.740	9 - 1:32.911	
5 - 1:11.107		
122	James HAGAN	Crossle 16F
1 - 6:24.257	6 - 1:19.564	
2 - 1:20.191	7 - 1:28.470	
3 - 1:19.561	8 - 1:19.703	
4 - 1:19.376		
5 - 1:26.487		
126	Andy POWELL	Royale RP26
1 - 6:13.414	6 - 1:17.685	
2 - 1:21.455	7 - 1:19.087	
3 - 1:21.311	8 - 1:16.682	
4 - 1:22.322	9 - 1:21.227	
5 - 1:18.299		
128	David MCCULLOUGH	Van Diemen RF00
1 - 6:22.833	6 - 1:13.614	
2 - 1:14.688	7 - 1:23.494	
3 - 1:33.975	8 - 1:12.928	
4 - 1:14.861	9 - 1:15.266	
5 - 1:14.474		
177	Brendan DUGGAN	Van Diemen RF87
1 - 6:20.893	6 - 1:20.389	
2 - 1:21.320	7 - 1:21.799	
3 - 1:21.188	8 - 1:23.840	
4 - 1:20.909		
5 - 1:21.856		

Weather/Track: Cloud/Damp

www.mstworld.com

Page 3 of 4

Silverstone
Circuit Length = 1.6390 miles.
Start: 10:15 End: 10:25

Printed - 10:29 Saturday, 02 November 2013

Walter Hayes Trophy

HEAT 4 - QUALIFYING LAP ANALYSIS - Silverstone - 02-03 November 2013

(contd.)

186	Tom STOTEN	Ray GRS06
1 - 6:18.610	6 - 1:17.814	
2 - 1:20.542	7 - 1:28.688	
3 - 1:18.222	8 - 1:18.479	
4 - 1:31.051		
5 - 1:17.970		

Weather/Track: Cloud/Damp

www.mstworld.com

Page 4 of 4


Silverstone
Circuit Length = 1.6390 miles.
Start: 10:15 End: 10:25

Printed - 10:29 Saturday, 02 November 2013

Walter Hayes Trophy

HEAT 4 - STARTING GRID - Silverstone - 02-03 November 2013

ROW 10		177	DUGGAN		
ROW 9		122	HAGAN	44	CHAPMAN
ROW 8		186	STOTEN	126	POWELL
ROW 7		41	JACKSON	63	HIGGINS
ROW 6		4	MOORE	17	TOFTS
ROW 5		7	HODGEN	128	MCCULLOUGH
ROW 4		55	ROBINSON	83	GHINN
ROW 3		30	COLE	111	NORTON
ROW 2		3	ORGEE	12	DUNNE
ROW 1		5	O'HARA	120	DALY
					POLE



Car 111 - 1 position grid penalty. (Q14.5 & Finals 28 refer)

Weather/Track: Cloud/Damp

These results are provisional until the conclusion of any judicial and technical matters.

Silverstone

Circuit Length = 1.6390 miles.

Start: 10:15 End: 10:25

Clerk of the Course:

Timekeeper:

Walter Hayes Trophy

HEAT 4 - CLASSIFICATION - Silverstone - 02-03 November 2013

POS	NO	CL	DRIVER	NAT	CAR	TIME	LAPS	GAP	MPH	BEST
1	120		Stephen DALY		Ray GR11	9:39.286	8		80.96	1:11.633
2	5		Kevin O'HARA		Van Diemen RF10	9:41.569	8	2.283	80.65	1:11.632
3	12		Noel DUNNE		Van Diemen Kent	9:43.340	8	4.054	80.40	1:11.696
4	111		Ben NORTON		Spectrum 010B	9:50.104	8	10.818	79.48	1:12.855
5	3		Roger ORGEE		Van Diemen RF00	9:53.020	8	13.734	79.09	1:12.604
6	30		James COLE		Jamun	9:53.624	8	14.338	79.01	1:12.788
7	55		Noel ROBINSON		Van Diemen JL012K	9:54.352	8	15.066	78.91	1:12.944
8	128		David MCCULLOUGH		Van Diemen RF00	9:57.022	8	17.736	78.56	1:12.890
9	83		Gaius GHINN		Van Diemen RF00	9:57.477	8	18.191	78.50	1:13.211
10	17		Neil TOFTS		Mygale SJ08	10:10.335	8	31.049	76.85	1:13.115
11	7		Chris HODGEN		Van Diemen RF89	10:12.457	8	33.171	76.58	1:14.006
12	4		Ed MOORE		Van Diemen JL013K	10:12.962	8	33.676	76.52	1:13.948
13	41	H	Simon JACKSON		Javelin JL5	10:17.867	8	38.581	75.91	1:15.381
14	63		Bob HIGGINS		Van Diemen RF94	10:34.287	8	55.001	73.94	1:14.907
15	44		Steve CHAPMAN		Van Diemen RF02	10:35.570	8	56.284	73.79	1:16.676
16	186		Tom STOTEN		Ray GRS06	10:44.410	8	1:05.124	72.78	1:16.943
17	126	H	Andy POWELL		Royale RP26	10:47.166	8	1:07.880	72.47	1:18.673
18	177		Brendan DUGGAN		Van Diemen RF87	9:41.295	7	1 LAP	70.53	1:19.590
19	122		James HAGAN		Crossle 16F	9:45.328	7	1 LAP	70.05	1:19.010

FASTEST LAP

5			Kevin O'HARA		Van Diemen RF10	1:11.632	6	82.37mph	132.56kph
41	H		Simon JACKSON		Javelin JL5	1:15.381	7	78.27mph	125.97kph

Weather/Track: Sun/Wet

These results are provisional until the conclusion of any judicial and technical matters.

Silverstone
Circuit Length = 1.6390 miles.
Start: 14:47 End: 14:56

Clerk of the Course:	Timekeeper:
----------------------	-------------

Walter Hayes Trophy

HEAT 4 - LAP ANALYSIS - Silverstone - 02-03 November 2013

3	Roger ORGEE	Van Diemen RF00
1 - 1:20.004	6 - 1:12.851	
2 - 1:13.804	7 - 1:12.604	
3 - 1:13.215	8 - 1:12.996	
4 - 1:14.582		
5 - 1:12.964		
4	Ed MOORE	Van Diemen JL013K
1 - 1:20.278	6 - 1:14.463	
2 - 1:26.551	7 - 1:14.107	
3 - 1:15.119	8 - 1:13.948	
4 - 1:14.342		
5 - 1:14.154		
5	Kevin O'HARA	Van Diemen RF10
1 - 1:17.075	6 - 1:11.632	
2 - 1:12.347	7 - 1:11.822	
3 - 1:12.041	8 - 1:11.977	
4 - 1:12.125		
5 - 1:12.550		
7	Chris HODGEN	Van Diemen RF89
1 - 1:23.310	6 - 1:15.041	
2 - 1:16.239	7 - 1:14.006	
3 - 1:15.608	8 - 1:14.047	
4 - 1:15.631		
5 - 1:18.575		
12	Noel DUNNE	Van Diemen Kent
1 - 1:16.016	6 - 1:12.093	
2 - 1:12.664	7 - 1:11.696	
3 - 1:12.394	8 - 1:12.477	
4 - 1:12.393		
5 - 1:13.607		
17	Neil TOFTS	Mygale SJ08
1 - 1:22.168	6 - 1:23.441	
2 - 1:15.214	7 - 1:13.398	
3 - 1:13.282	8 - 1:15.997	
4 - 1:13.720		
5 - 1:13.115		

Weather/Track: Sun/Wet

www.mstworld.com

Page 1 of 4

Silverstone
Circuit Length = 1.6390 miles.
Start: 14:47 End: 14:56

Printed - 15:00 Saturday, 02 November 2013

Walter Hayes Trophy

HEAT 4 - LAP ANALYSIS - Silverstone - 02-03 November 2013

(contd.)

30	James COLE	Jamun
1 - 1:18.767	6 - 1:13.041	
2 - 1:14.849	7 - 1:12.788	
3 - 1:13.632	8 - 1:12.955	
4 - 1:14.144		
5 - 1:13.448		
41	Simon JACKSON	Javelin JL5
1 - 1:25.229	6 - 1:16.428	
2 - 1:17.013	7 - 1:15.381	
3 - 1:16.370	8 - 1:15.767	
4 - 1:15.600		
5 - 1:16.079		
44	Steve CHAPMAN	Van Diemen RF02
1 - 1:27.770	6 - 1:16.676	
2 - 1:21.555	7 - 1:19.191	
3 - 1:18.774	8 - 1:16.950	
4 - 1:17.229		
5 - 1:17.425		
55	Noel ROBINSON	Van Diemen JL012K
1 - 1:19.276	6 - 1:13.359	
2 - 1:14.121	7 - 1:13.026	
3 - 1:13.319	8 - 1:12.944	
4 - 1:14.819		
5 - 1:13.488		
63	Bob HIGGINS	Van Diemen RF94
1 - 1:22.741	6 - 1:14.907	
2 - 1:16.308	7 - 1:28.171	
3 - 1:15.432	8 - 1:16.363	
4 - 1:15.760		
5 - 1:24.605		
83	Gaius GHINN	Van Diemen RF00
1 - 1:19.833	6 - 1:13.660	
2 - 1:15.709	7 - 1:13.640	
3 - 1:13.720	8 - 1:13.211	
4 - 1:13.869		
5 - 1:13.835		

Weather/Track: Sun/Wet

www.mstworld.com

Page 2 of 4

Silverstone
Circuit Length = 1.6390 miles.
Start: 14:47 End: 14:56

Printed - 15:00 Saturday, 02 November 2013

Walter Hayes Trophy

HEAT 4 - LAP ANALYSIS - Silverstone - 02-03 November 2013

(contd.)

111	Ben NORTON	Spectrum 010B
1 - 1:17.589	6 - 1:13.066	
2 - 1:13.553	7 - 1:12.855	
3 - 1:13.480	8 - 1:13.510	
4 - 1:13.085		
5 - 1:12.966		
120	Stephen DALY	Ray GR11
1 - 1:15.522	6 - 1:11.862	
2 - 1:11.854	7 - 1:11.881	
3 - 1:12.074	8 - 1:12.818	
4 - 1:11.642		
5 - 1:11.633		
122	James HAGAN	Crossle 16F
1 - 1:26.912	6 - 1:19.010	
2 - 1:26.466	7 - 1:20.871	
3 - 1:29.101		
4 - 1:21.802		
5 - 1:21.166		
126	Andy POWELL	Royale RP26
1 - 1:26.810	6 - 1:19.403	
2 - 1:21.826	7 - 1:20.780	
3 - 1:20.869	8 - 1:19.673	
4 - 1:19.132		
5 - 1:18.673		
128	David MCCULLOUGH	Van Diemen RF00
1 - 1:20.620	6 - 1:14.955	
2 - 1:14.039	7 - 1:12.890	
3 - 1:12.997	8 - 1:13.894	
4 - 1:14.214		
5 - 1:13.413		
177	Brendan DUGGAN	Van Diemen RF87
1 - 1:28.982	6 - 1:21.644	
2 - 1:21.062	7 - 1:22.117	
3 - 1:20.000		
4 - 1:19.590		
5 - 1:27.900		

Weather/Track: Sun/Wet

www.mstworld.com

Page 3 of 4

Silverstone
Circuit Length = 1.6390 miles.
Start: 14:47 End: 14:56

Printed - 15:00 Saturday, 02 November 2013

Walter Hayes Trophy

HEAT 4 - LAP ANALYSIS - Silverstone - 02-03 November 2013

(contd.)

186	Tom STOTEN	Ray GRS06
1 - 1:27.271	6 - 1:16.943	
2 - 1:21.493	7 - 1:27.479	
3 - 1:17.599	8 - 1:18.564	
4 - 1:17.786		
5 - 1:17.275		

Weather/Track: Sun/Wet

www.mstworld.com

Page 4 of 4

Silverstone
Circuit Length = 1.6390 miles.
Start: 14:47 End: 14:56

Printed - 15:00 Saturday, 02 November 2013

Walter Hayes Trophy

HEAT 4 - LAP CHART - Silverstone - 02-03 November 2013

Lap 1			Lap 2			Lap 3			Lap 4			Lap 5		
No	Behind	Laptime	No	Behind	Laptime	No	Behind	Laptime	No	Behind	Laptime	No	Behind	Laptime
120		1:15.522	120		1:11.854	120		1:12.074	120		1:11.642	120		1:11.633
12	0.494	1:16.016	12	1.304	1:12.664	12	1.624	1:12.394	12	2.375	1:12.393	5	3.413	1:12.550
5	1.553	1:17.075	5	2.046	1:12.347	5	2.013	1:12.041	5	2.496	1:12.125	12	4.349	1:13.607
111	2.067	1:17.589	111	3.766	1:13.553	111	5.172	1:13.480	111	6.615	1:13.085	111	7.948	1:12.966
30	3.245	1:18.767	55	6.021	1:14.121	55	7.266	1:13.319	30	10.300	1:14.144	3	11.844	1:12.964
55	3.754	1:19.276	30	6.240	1:14.849	3	7.573	1:13.215	55	10.443	1:14.819	30	12.115	1:13.448
83	4.311	1:19.833	3	6.432	1:13.804	30	7.798	1:13.632	3	10.513	1:14.582	55	12.298	1:13.488
3	4.482	1:20.004	128	7.283	1:14.039	128	8.206	1:12.997	128	10.778	1:14.214	128	12.558	1:13.413
4	4.756	1:20.278	83	8.166	1:15.709	83	9.812	1:13.720	83	12.039	1:13.869	83	14.241	1:13.835
128	5.098	1:20.620	17	10.006	1:15.214	17	11.214	1:13.282	17	13.292	1:13.720	17	14.774	1:13.115
17	6.646	1:22.168	63	11.673	1:16.308	63	15.031	1:15.432	63	19.149	1:15.760	7	26.638	1:18.575
63	7.219	1:22.741	7	12.173	1:16.239	7	15.707	1:15.608	7	19.696	1:15.631	41	27.566	1:16.079
7	7.788	1:23.310	41	14.866	1:17.013	41	19.162	1:16.370	41	23.120	1:15.600	4	27.719	1:14.154
41	9.707	1:25.229	4	19.453	1:26.551	4	22.498	1:15.119	4	25.198	1:14.342	63	32.121	1:24.605
126	11.288	1:26.810	126	21.260	1:21.826	186	26.913	1:17.599	186	33.057	1:17.786	186	38.699	1:17.275
122	11.390	1:26.912	186	21.388	1:21.493	44	28.649	1:18.774	44	34.236	1:17.229	44	40.028	1:17.425
186	11.749	1:27.271	44	21.949	1:21.555	126	30.055	1:20.869	126	37.545	1:19.132	126	44.585	1:18.673
44	12.248	1:27.770	177	22.668	1:21.062	177	30.594	1:20.000	177	38.542	1:19.590	177	54.809	1:27.900
177	13.460	1:28.982	122	26.002	1:26.466	122	43.029	1:29.101	122	53.189	1:21.802	122	1:02.722	1:21.166

Weather/Track: Sun/Wet

www.mstworld.com

Page 1 of 2

Silverstone
Circuit Length = 1.6390 miles.
Start: 14:47 End: 14:56

Printed - 14:59 Saturday, 02 November 2013

Walter Hayes Trophy

HEAT 4 - LAP CHART - Silverstone - 02-03 November 2013

(contd.)

Lap 6			Lap 7			Lap 8			Lap 9			Lap 10		
No	Behind	Laptime	No	Behind	Laptime	No	Behind	Laptime	No	Behind	Laptime	No	Behind	Laptime
120		1:11.862	120		1:11.881	120		1:12.818						
5	3.183	1:11.632	5	3.124	1:11.822	177	1 LAP	1:22.117						
12	4.580	1:12.093	12	4.395	1:11.696	5	2.283	1:11.977						
111	9.152	1:13.066	111	10.126	1:12.855	12	4.054	1:12.477						
3	12.833	1:12.851	3	13.556	1:12.604	122	1 LAP	1:20.871						
30	13.294	1:13.041	30	14.201	1:12.788	111	10.818	1:13.510						
55	13.795	1:13.359	55	14.940	1:13.026	3	13.734	1:12.996						
128	15.651	1:14.955	128	16.660	1:12.890	30	14.338	1:12.955						
83	16.039	1:13.660	83	17.798	1:13.640	55	15.066	1:12.944						
17	26.353	1:23.441	17	27.870	1:13.398	128	17.736	1:13.894						
7	29.817	1:15.041	7	31.942	1:14.006	83	18.191	1:13.211						
4	30.320	1:14.463	4	32.546	1:14.107	17	31.049	1:15.997						
41	32.132	1:16.428	41	35.632	1:15.381	7	33.171	1:14.047						
63	35.166	1:14.907	63	51.456	1:28.171	4	33.676	1:13.948						
186	43.780	1:16.943	44	52.152	1:19.191	41	38.581	1:15.767						
44	44.842	1:16.676	186	59.378	1:27.479	63	55.001	1:16.363						
126	52.126	1:19.403	126	1:01.025	1:20.780	44	56.284	1:16.950						
177	1:04.591	1:21.644				186	1:05.124	1:18.564						
122	1:09.870	1:19.010				126	1:07.880	1:19.673						

Weather/Track: Sun/Wet

www.mstworld.com

Page 2 of 2

Silverstone
Circuit Length = 1.6390 miles.
Start: 14:47 End: 14:56

Printed - 14:59 Saturday, 02 November 2013

Walter Hayes Trophy
HEAT 5 - QUALIFYING - Silverstone - 02-03 November 2013

POS	NO	CL	DRIVER	NAT	CAR	TIME	LAPS	GAP	MPH
1	11		Niall MURRAY		Van Diemen RF99	1:10.919	9		83.19
2	93		Nick TANDY **		Van Diemen RF92	1:11.220	9	0.301	82.84
3	2		Ben MITCHELL		Van Diemen RF99	1:11.324	9	0.405	82.72
4	76		Jake BYRNE		Ray GR13	1:11.346	9	0.427	82.70
5	66		Jonny MCMULLAN		Mondiale 89S	1:11.452	9	0.533	82.57
6	65		Adam QUARTERMAINE		Van Diemen RF99	1:12.276	9	1.357	81.63
7	90		Josh BARNETT		Van Diemen BR001	1:12.276	9	1.357	81.63
8	123		Chris MEALIN		Ray GRS 07	1:12.718	9	1.799	81.14
9	64		Richard HIGGINS		Van Diemen RF90	1:13.477	9	2.558	80.30
10	54		Dan HEADLAM		Van Diemen JL012K	1:13.635	9	2.716	80.13
11	40	H	Sam MITCHELL		Merlyn MK20A	1:13.672	9	2.753	80.09
12	13		Stuart KESTENBAUM		Van Diemen RF79	1:13.899	9	2.980	79.84
13	77	H	Dan FOX		PRS 81F	1:13.924	9	3.005	79.81
14	23		Jaap BLIJLEVEN		Reynard FF88	1:14.005	9	3.086	79.73
15	99		Lloyd HOPES		PRS RH01	1:15.038	9	4.119	78.63
16	191		Steve HARE		Van Diemen RF90	1:15.911	9	4.992	77.72

**** CAR 93 - PLEASE FIT TRANSPONDER FOR RACE (Finals 26 refers)**

Weather/Track: Cloud/Damp

These results are provisional until the conclusion of any judicial and technical matters.

Silverstone

Circuit Length = 1.6390 miles.

Start: 10:35 End: 10:45

Clerk of the Course:		Timekeeper:
----------------------	--	-------------

Walter Hayes Trophy

HEAT 5 - QUALIFYING LAP ANALYSIS - Silverstone - 02-03 November 2013

2	Ben MITCHELL	Van Diemen RF99
1 - 5:46.900	6 - 1:11.863	
2 - 1:12.777	7 - 1:11.875	
3 - 1:12.258	8 - 1:11.324	
4 - 1:11.959	9 - 1:11.450	
5 - 1:11.852		
11	Niall MURRAY	Van Diemen RF99
1 - 6:03.802	6 - 1:24.400	
2 - 1:20.187	7 - 1:11.514	
3 - 1:13.219	8 - 1:11.248	
4 - 1:11.665	9 - 1:10.919	
5 - 1:11.773		
13	Stuart KESTENBAUM	Van Diemen RF79
1 - 5:48.642	6 - 1:15.378	
2 - 1:16.050	7 - 1:14.097	
3 - 1:54.812	8 - 1:13.899	
4 - 1:14.574	9 - 1:14.765	
5 - 1:15.113		
23	Jaap BLIJLEVEN	Reynard FF88
1 - 5:51.051	6 - 1:14.304	
2 - 1:15.472	7 - 1:15.970	
3 - 1:16.238	8 - 1:15.830	
4 - 1:15.156	9 - 1:14.005	
5 - 1:14.733		
40	Sam MITCHELL	Merlyn MK20A
1 - 5:53.731	6 - 1:14.159	
2 - 1:18.663	7 - 1:13.976	
3 - 1:16.241	8 - 1:13.672	
4 - 1:15.174	9 - 1:13.851	
5 - 1:14.033		
54	Dan HEADLAM	Van Diemen JL012K
1 - 5:47.651	6 - 1:14.323	
2 - 1:17.969	7 - 1:13.635	
3 - 1:19.421	8 - 1:13.978	
4 - 1:16.483	9 - 1:13.943	
5 - 1:15.766		

** CAR 93 - PLEASE FIT TRANSPONDER FOR RACE (Finals 26 refers)
Weather/Track: Cloud/Damp

Silverstone
Circuit Length = 1.6390 miles.
Start: 10:35 End: 10:45

Walter Hayes Trophy

HEAT 5 - QUALIFYING LAP ANALYSIS - Silverstone - 02-03 November 2013

(contd.)

64	Richard HIGGINS	Van Diemen RF90
1 - 5:47.451	6 - 1:13.477	
2 - 1:15.742	7 - 1:18.543	
3 - 1:21.298	8 - 1:14.466	
4 - 1:14.915	9 - 1:13.552	
5 - 1:14.423		
65	Adam QUARTERMAINE	Van Diemen RF99
1 - 6:04.706	6 - 1:12.411	
2 - 1:16.337	7 - 1:12.276	
3 - 1:13.790	8 - 1:15.544	
4 - 1:13.558	9 - 1:23.319	
5 - 1:15.132		
66	Jonny MCMULLAN	Mondiale 89S
1 - 5:47.675	6 - 1:11.918	
2 - 1:13.499	7 - 1:11.452	
3 - 1:12.516	8 - 1:14.359	
4 - 1:12.218	9 - 1:11.537	
5 - 1:11.896		
76	Jake BYRNE	Ray GR13
1 - 5:47.966	6 - 1:12.071	
2 - 1:14.663	7 - 1:11.582	
3 - 1:12.576	8 - 1:11.346	
4 - 1:12.079	9 - 1:11.436	
5 - 1:11.769		
77	Dan FOX	PRS 81F
1 - 5:51.889	6 - 1:15.322	
2 - 1:18.676	7 - 1:20.187	
3 - 1:17.383	8 - 1:14.859	
4 - 1:15.467	9 - 1:13.924	
5 - 1:15.362		
90	Josh BARNETT	Van Diemen BR001
1 - 6:06.836	6 - 1:13.100	
2 - 1:14.739	7 - 1:13.782	
3 - 1:18.115	8 - 1:12.575	
4 - 1:13.053	9 - 1:12.276	
5 - 1:12.889		

** CAR 93 - PLEASE FIT TRANSPONDER FOR RACE (Finals 26 refers)
Weather/Track: Cloud/Damp

Silverstone
Circuit Length = 1.6390 miles.
Start: 10:35 End: 10:45

Walter Hayes Trophy

HEAT 5 - QUALIFYING LAP ANALYSIS - Silverstone - 02-03 November 2013

(contd.)

93	Nick TANDY **	Van Diemen RF92
1 - 5:55.675	6 - 1:11.748	
2 - 1:14.430	7 - 1:11.220	
3 - 1:12.716	8 - 1:12.849	
4 - 1:13.912	9 - 1:13.784	
5 - 1:12.230		
99	Lloyd HOPES	PRS RH01
1 - 5:53.561	6 - 1:15.196	
2 - 1:18.466	7 - 1:15.590	
3 - 1:16.375	8 - 1:15.315	
4 - 1:17.543	9 - 1:15.038	
5 - 1:15.727		
123	Chris MEALIN	Ray GRS 07
1 - 5:53.910	6 - 1:13.077	
2 - 1:16.748	7 - 1:12.718	
3 - 1:14.482	8 - 1:13.323	
4 - 1:13.839	9 - 1:13.323	
5 - 1:13.502		
191	Steve HARE	Van Diemen RF90
1 - 6:06.783	6 - 1:15.944	
2 - 1:23.108	7 - 1:16.694	
3 - 1:19.823	8 - 1:16.889	
4 - 1:16.388	9 - 1:16.540	
5 - 1:15.911		

** CAR 93 - PLEASE FIT TRANSPONDER FOR RACE (Finals 26 refers)


Weather/Track: Cloud/Damp

Silverstone
Circuit Length = 1.6390 miles.
Start: 10:35 End: 10:45

Walter Hayes Trophy

HEAT 5 - STARTING GRID - Silverstone - 02-03 November 2013

ROW 8	191 HARE	99 HOPES
ROW 7	23 BLIJLEVEN	77 FOX
ROW 6	13 KESTENBAUM	40 MITCHELL
ROW 5	54 HEADLAM	64 HIGGINS
ROW 4	123 MEALIN	90 BARNETT
ROW 3	65 QUARTERMAINE	66 MCMULLAN
ROW 2	76 BYRNE	2 MITCHELL
ROW 1	93 TANDY **	11 MURRAY
		POLE



**** CAR 93 - PLEASE FIT TRANSPONDER FOR RACE (Finals 26 refers)**

Weather/Track: Cloud/Damp

These results are provisional until the conclusion of any judicial and technical matters.

Silverstone

Circuit Length = 1.6390 miles.

Start: 10:35 End: 10:45

Clerk of the Course:

Timekeeper:

Walter Hayes Trophy

HEAT 5 - CLASSIFICATION - Silverstone - 02-03 November 2013

POS	NO	CL	DRIVER	NAT	CAR	TIME	LAPS	GAP	MPH	BEST
1	93		Nick TANDY		Van Diemen RF92	9:35.456	8		81.50	1:11.033
2	2		Ben MITCHELL		Van Diemen RF99	9:35.975	8	0.519	81.43	1:11.124
3	11		Niall MURRAY		Van Diemen RF99	9:43.166	8	7.710	80.43	1:11.305
4	66		Jonny MCMULLAN		Mondiale 89S	9:44.688	8	9.232	80.22	1:11.944
5	76		Jake BYRNE		Ray GR13	9:45.797	8	10.341	80.06	1:12.249
6	123		Chris MEALIN		Ray GRS 07	9:51.927	8	16.471	79.24	1:12.130
7	90		Josh BARNETT		Van Diemen BR001	9:52.732	8	17.276	79.13	1:13.124
8	64		Richard HIGGINS		Van Diemen RF90	10:03.049	8	27.593	77.77	1:13.988
9	13		Stuart KESTENBAUM		Van Diemen RF79	10:07.900	8	32.444	77.15	1:14.821
10	77	H	Dan FOX		PRS 81F	10:16.029	8	40.573	76.14	1:15.440
11	54		Dan HEADLAM		Van Diemen JL012K	10:16.567	8	41.111	76.07	1:13.521
12	23		Jaap BLIJLEVEN		Reynard FF88	10:17.981	8	42.525	75.89	1:14.518
13	40	H	Sam MITCHELL		Merlyn MK20A	10:20.989	8	45.533	75.53	1:14.333
14	99	H	Lloyd HOPES		PRS RH01	10:33.428	8	57.972	74.04	1:14.605
15	191		Steve HARE		Van Diemen RF90	10:55.212	8	1:19.756	71.58	1:16.545
NOT CLASSIFIED										
65			Adam QUARTERMAINE		Van Diemen RF99	1:29.424	1	D.N.F.	62.64	1:29.424
FASTEST LAP										
93			Nick TANDY		Van Diemen RF92	1:11.033	8	83.06mph	133.68kph	
40		H	Sam MITCHELL		Merlyn MK20A	1:14.333	6	79.37mph	127.74kph	

Weather/Track: Bright/Damp

These results are provisional until the conclusion of any judicial and technical matters.

Silverstone
Circuit Length = 1.6390 miles.
Start: 15:06 End: 15:15

Clerk of the Course:

Timekeeper:

Walter Hayes Trophy

HEAT 5 - LAP ANALYSIS - Silverstone - 02-03 November 2013

2	Ben MITCHELL	Van Diemen RF99
1 - 1:15.110	6 - 1:11.207	
2 - 1:12.005	7 - 1:11.302	
3 - 1:11.647	8 - 1:11.124	
4 - 1:11.981		
5 - 1:11.599		
11	Niall MURRAY	Van Diemen RF99
1 - 1:15.480	6 - 1:11.821	
2 - 1:17.418	7 - 1:11.305	
3 - 1:11.739	8 - 1:11.886	
4 - 1:11.427		
5 - 1:12.090		
13	Stuart KESTENBAUM	Van Diemen RF79
1 - 1:21.459	6 - 1:15.419	
2 - 1:15.537	7 - 1:15.051	
3 - 1:15.046	8 - 1:15.720	
4 - 1:14.847		
5 - 1:14.821		
23	Jaap BLIJLEVEN	Reynard FF88
1 - 1:22.061	6 - 1:14.527	
2 - 1:15.966	7 - 1:15.333	
3 - 1:15.841	8 - 1:14.518	
4 - 1:14.968		
5 - 1:24.767		
40	Sam MITCHELL	Merlyn MK20A
1 - 1:35.066	6 - 1:14.333	
2 - 1:16.455	7 - 1:14.666	
3 - 1:15.823	8 - 1:14.586	
4 - 1:15.104		
5 - 1:14.956		
54	Dan HEADLAM	Van Diemen JL012K
1 - 1:34.155	6 - 1:13.620	
2 - 1:15.901	7 - 1:14.219	
3 - 1:15.538	8 - 1:13.521	
4 - 1:14.798		
5 - 1:14.815		

Weather/Track: Bright/Damp

Walter Hayes Trophy

HEAT 5 - LAP ANALYSIS - Silverstone - 02-03 November 2013

(contd.)

64	Richard HIGGINS	Van Diemen RF90
1 - 1:18.668	6 - 1:14.629	
2 - 1:15.668	7 - 1:15.018	
3 - 1:15.471	8 - 1:14.905	
4 - 1:14.702		
5 - 1:13.988		
65	Adam QUARTERMAINE	Van Diemen RF99
1 - 1:29.424		
66	Jonny MCMULLAN	Mondiale 89S
1 - 1:16.520	6 - 1:11.944	
2 - 1:12.136	7 - 1:11.992	
3 - 1:12.423	8 - 1:15.137	
4 - 1:12.349		
5 - 1:12.187		
76	Jake BYRNE	Ray GR13
1 - 1:17.161	6 - 1:12.249	
2 - 1:13.347	7 - 1:12.479	
3 - 1:12.705	8 - 1:12.306	
4 - 1:12.738		
5 - 1:12.812		
77	Dan FOX	PRS 81F
1 - 1:23.019	6 - 1:15.948	
2 - 1:17.584	7 - 1:15.440	
3 - 1:16.641	8 - 1:15.718	
4 - 1:15.945		
5 - 1:15.734		
90	Josh BARNETT	Van Diemen BR001
1 - 1:18.312	6 - 1:13.716	
2 - 1:13.371	7 - 1:13.276	
3 - 1:13.840	8 - 1:13.124	
4 - 1:13.472		
5 - 1:13.621		

Weather/Track: Bright/Damp

www.mstworld.com

Page 2 of 3

Silverstone
Circuit Length = 1.6390 miles.
Start: 15:06 End: 15:15

Printed - 15:18 Saturday, 02 November 2013

Walter Hayes Trophy

HEAT 5 - LAP ANALYSIS - Silverstone - 02-03 November 2013

(contd.)

93	Nick TANDY	Van Diemen RF92
1 - 1:14.801	6 - 1:11.248	
2 - 1:12.027	7 - 1:11.330	
3 - 1:11.281	8 - 1:11.033	
4 - 1:12.189		
5 - 1:11.547		
99	Lloyd HOPES	PRS RH01
1 - 1:33.631	6 - 1:14.605	
2 - 1:17.329	7 - 1:14.800	
3 - 1:16.151	8 - 1:14.750	
4 - 1:15.175		
5 - 1:26.987		
123	Chris MEALIN	Ray GRS 07
1 - 1:19.186	6 - 1:14.100	
2 - 1:13.315	7 - 1:12.996	
3 - 1:13.787	8 - 1:12.130	
4 - 1:12.878		
5 - 1:13.535		
191	Steve HARE	Van Diemen RF90
1 - 1:31.819	6 - 1:16.713	
2 - 1:20.986	7 - 1:23.435	
3 - 1:17.527	8 - 1:30.267	
4 - 1:16.545		
5 - 1:17.920		

Weather/Track: Bright/Damp

www.mstworld.com

Page 3 of 3

Silverstone
Circuit Length = 1.6390 miles.
Start: 15:06 End: 15:15

Printed - 15:18 Saturday, 02 November 2013

Walter Hayes Trophy

HEAT 5 - LAP CHART - Silverstone - 02-03 November 2013

Lap 1			Lap 2			Lap 3			Lap 4			Lap 5		
No	Behind	Laptime	No	Behind	Laptime	No	Behind	Laptime	No	Behind	Laptime	No	Behind	Laptime
93		1:14.801	93		1:12.027	93		1:11.281	93		1:12.189	93		1:11.547
2	0.309	1:15.110	2	0.287	1:12.005	2	0.653	1:11.647	2	0.445	1:11.981	2	0.497	1:11.599
11	0.679	1:15.480	66	1.828	1:12.136	66	2.970	1:12.423	66	3.130	1:12.349	66	3.770	1:12.187
66	1.719	1:16.520	76	3.680	1:13.347	76	5.104	1:12.705	76	5.653	1:12.738	11	6.309	1:12.090
76	2.360	1:17.161	90	4.855	1:13.371	11	6.528	1:11.739	11	5.766	1:11.427	76	6.918	1:12.812
90	3.511	1:18.312	123	5.673	1:13.315	90	7.414	1:13.840	90	8.697	1:13.472	90	10.771	1:13.621
64	3.867	1:18.668	11	6.070	1:17.418	123	8.179	1:13.787	123	8.868	1:12.878	123	10.856	1:13.535
123	4.385	1:19.186	64	7.508	1:15.668	64	11.698	1:15.471	64	14.211	1:14.702	64	16.652	1:13.988
13	6.658	1:21.459	13	10.168	1:15.537	13	13.933	1:15.046	13	16.591	1:14.847	13	19.865	1:14.821
23	7.260	1:22.061	23	11.199	1:15.966	23	15.759	1:15.841	23	18.538	1:14.968	77	27.078	1:15.734
77	8.218	1:23.019	77	13.775	1:17.584	77	19.135	1:16.641	77	22.891	1:15.945	23	31.758	1:24.767
65	14.623	1:29.424	54	23.228	1:15.901	54	27.485	1:15.538	54	30.094	1:14.798	54	33.362	1:14.815
191	17.018	1:31.819	99	24.132	1:17.329	99	29.002	1:16.151	99	31.988	1:15.175	40	35.559	1:14.956
99	18.830	1:33.631	40	24.693	1:16.455	40	29.235	1:15.823	40	32.150	1:15.104	191	42.952	1:17.920
54	19.354	1:34.155	191	25.977	1:20.986	191	32.223	1:17.527	191	36.579	1:16.545	99	47.428	1:26.987
40	20.265	1:35.066												

Weather/Track: Bright/Damp

www.mstworld.com

Page 1 of 2

Silverstone
Circuit Length = 1.6390 miles.
Start: 15:06 End: 15:15

Printed - 15:18 Saturday, 02 November 2013

Walter Hayes Trophy

HEAT 5 - LAP CHART - Silverstone - 02-03 November 2013

(contd.)

Lap 6			Lap 7			Lap 8			Lap 9			Lap 10		
No	Behind	Laptime	No	Behind	Laptime	No	Behind	Laptime	No	Behind	Laptime	No	Behind	Laptime
93		1:11.248	93		1:11.330	93		1:11.033						
2	0.456	1:11.207	2	0.428	1:11.302	2	0.519	1:11.124						
66	4.466	1:11.944	66	5.128	1:11.992	11	7.710	1:11.886						
11	6.882	1:11.821	11	6.857	1:11.305	66	9.232	1:15.137						
76	7.919	1:12.249	76	9.068	1:12.479	76	10.341	1:12.306						
90	13.239	1:13.716	90	15.185	1:13.276	123	16.471	1:12.130						
123	13.708	1:14.100	123	15.374	1:12.996	90	17.276	1:13.124						
64	20.033	1:14.629	64	23.721	1:15.018	64	27.593	1:14.905						
13	24.036	1:15.419	13	27.757	1:15.051	13	32.444	1:15.720						
77	31.778	1:15.948	77	35.888	1:15.440	77	40.573	1:15.718						
23	35.037	1:14.527	54	38.623	1:14.219	54	41.111	1:13.521						
54	35.734	1:13.620	23	39.040	1:15.333	23	42.525	1:14.518						
40	38.644	1:14.333	40	41.980	1:14.666	40	45.533	1:14.586						
191	48.417	1:16.713	99	54.255	1:14.800	99	57.972	1:14.750						
99	50.785	1:14.605	191	1:00.522	1:23.435	191	1:19.756	1:30.267						

Weather/Track: Bright/Damp

www.mstworld.com

Page 2 of 2

Silverstone
Circuit Length = 1.6390 miles.
Start: 15:06 End: 15:15

Printed - 15:18 Saturday, 02 November 2013

Walter Hayes Trophy
HEAT 6 - QUALIFYING - Silverstone - 02-03 November 2013

POS	NO	CL	DRIVER	NAT	CAR	TIME	LAPS	GAP	MPH
1	56		Joey FOSTER		Ray GR10	1:09.721	9		84.62
2	15		David MCARTHUR		Van Diemen LA10	1:09.869	10	0.148	84.44
3	97		Luke COOPER		Swift SC92	1:10.201	9	0.480	84.05
4	35		John FERGUSON		Spectrum 012C	1:10.232	9	0.511	84.01
5	19		Scott HARGROVE		Ray GR08/09	1:10.438	9	0.717	83.76
6	189		Josh FISHER		Raynard Fford	1:10.894	9	1.173	83.22
7	16	H	Michael VERGERS		Van Diemen RF78	1:10.902	9	1.181	83.21
8	89		Phil WALDRON		Spectrum 011c	1:11.380	9	1.659	82.66
9	70		Sean DOYLE		Van Diemen RF02	1:11.609	9	1.888	82.39
10	145		Geoff RICHARDSON		Van Diemen RF03	1:12.096	9	2.375	81.84
11	24		Paul MASON		Swift SC94	1:12.097	9	2.376	81.84
12	193		Ray SMITH		Swift 93SC	1:12.683	9	2.962	81.18
13	45		Klaus DIETER-HACKEL		Van Diemen RF88	1:13.264	9	3.543	80.53
14	87		Calum MCHALE		Mygale SJ01	1:14.011	9	4.290	79.72
15	69	H	Dave LOWE		Lotus 69	1:18.339	8	8.618	75.31
16	150		Michael GIBAUT		Swift SC92	1:18.365	8	8.644	75.29
17	18	H	Paul HUBBARD		Crossle 24F	1:19.120	8	9.399	74.57
18	88		Don BOYACK		Van Diemen RF88	1:21.086	8	11.365	72.76
19	6		Jurgen EVERS		Swift SC94	1:24.909	7	15.188	69.49
20	192		Mark AUSTIN		Reynard FF88	1:27.734	8	18.013	67.25

CAR 32 (Heat 3) - Completed additional qualifying laps out of session

Weather/Track: Bright/Damp

These results are provisional until the conclusion of any judicial and technical matters.

Silverstone

Circuit Length = 1.6390 miles.

Start: 11:15 End: 11:25

Clerk of the Course:		Timekeeper:
----------------------	--	-------------

Walter Hayes Trophy

HEAT 6 - QUALIFYING LAP ANALYSIS - Silverstone - 02-03 November 2013

6	Jurgen EVERS	Swift SC94
1 - 6:10.754	6 - 1:26.850	
2 - 1:36.097	7 - 1:29.250	
3 - 1:25.769		
4 - 1:24.909		
5 - 1:53.089		
15	David MCARTHUR	Van Diemen LA10
1 - 5:38.305	6 - 1:12.174	
2 - 1:12.276	7 - 1:10.013	
3 - 1:11.291	8 - 1:10.876	
4 - 1:11.226	9 - 1:09.944	
5 - 1:10.808	10 - 1:09.869	
16	Michael VERGERS	Van Diemen RF78
1 - 5:47.684	6 - 1:11.596	
2 - 1:15.794	7 - 1:11.205	
3 - 1:12.089	8 - 1:11.345	
4 - 1:30.606	9 - 1:10.902	
5 - 1:11.973		
18	Paul HUBBARD	Crossle 24F
1 - 6:00.504	6 - 1:19.160	
2 - 1:23.831	7 - 1:19.127	
3 - 1:21.313	8 - 1:19.187	
4 - 1:21.091		
5 - 1:19.120		
19	Scott HARGROVE	Ray GR08/09
1 - 5:47.708	6 - 1:26.055	
2 - 1:15.096	7 - 1:11.780	
3 - 1:18.492	8 - 1:13.909	
4 - 1:11.570	9 - 1:10.438	
5 - 1:10.725		
24	Paul MASON	Swift SC94
1 - 5:42.284	6 - 1:12.561	
2 - 1:15.012	7 - 1:12.590	
3 - 1:13.717	8 - 1:13.794	
4 - 1:12.930	9 - 1:12.097	
5 - 1:13.071		

CAR 32 (Heat 3) - Completed additional qualifying laps out of session
Weather/Track: Bright/Damp

Silverstone
Circuit Length = 1.6390 miles.
Start: 11:15 End: 11:25

Walter Hayes Trophy

HEAT 6 - QUALIFYING LAP ANALYSIS - Silverstone - 02-03 November 2013

(contd.)

31	Adrian HAMILTON	Van Diemen RF99
35	John FERGUSON	Spectrum 012C
1 - 5:38.820	6 - 1:11.486	
2 - 1:25.071	7 - 1:10.232	
3 - 1:12.408	8 - 1:11.059	
4 - 1:11.640	9 - 1:12.314	
5 - 1:11.594		
45	Klaus DIETER-HACKEL	Van Diemen RF88
1 - 5:42.770	6 - 1:16.793	
2 - 1:15.226	7 - 1:13.928	
3 - 1:14.275	8 - 1:13.422	
4 - 1:13.903	9 - 1:13.264	
5 - 1:14.722		
56	Joey FOSTER	Ray GR10
1 - 6:07.835	6 - 1:09.956	
2 - 1:30.839	7 - 1:09.987	
3 - 1:11.173	8 - 1:09.721	
4 - 1:11.206	9 - 1:09.810	
5 - 1:10.144		
69	Dave LOWE	Lotus 69
1 - 6:01.117	6 - 1:19.021	
2 - 1:24.613	7 - 1:19.146	
3 - 1:20.350	8 - 1:19.450	
4 - 1:20.959		
5 - 1:18.339		
70	Sean DOYLE	Van Diemen RF02
1 - 5:48.850	6 - 1:12.431	
2 - 1:16.354	7 - 1:12.537	
3 - 1:13.366	8 - 1:11.609	
4 - 1:13.102	9 - 1:14.204	
5 - 1:16.974		

CAR 32 (Heat 3) - Completed additional qualifying laps out of session
Weather/Track: Bright/Damp

Silverstone
Circuit Length = 1.6390 miles.
Start: 11:15 End: 11:25

Walter Hayes Trophy

HEAT 6 - QUALIFYING LAP ANALYSIS - Silverstone - 02-03 November 2013

(contd.)

87	Calum MCHALE	Mygale SJ01
1 - 6:02.224	6 - 1:16.372	
2 - 1:21.555	7 - 1:15.282	
3 - 1:16.681	8 - 1:14.582	
4 - 1:15.899	9 - 1:14.011	
5 - 1:15.299		
88	Don BOYACK	Van Diemen RF88
1 - 6:04.037	6 - 1:22.394	
2 - 1:27.076	7 - 1:26.058	
3 - 1:22.408	8 - 1:22.429	
4 - 1:22.392		
5 - 1:21.086		
89	Phil WALDRON	Spectrum 011c
1 - 5:45.040	6 - 1:14.956	
2 - 1:22.432	7 - 1:18.338	
3 - 1:16.714	8 - 1:11.613	
4 - 1:18.971	9 - 1:11.380	
5 - 1:15.792		
97	Luke COOPER	Swift SC92
1 - 5:46.755	6 - 1:10.777	
2 - 1:12.568	7 - 1:10.476	
3 - 1:13.692	8 - 1:10.201	
4 - 1:11.430	9 - 1:12.104	
5 - 1:10.550		
145	Geoff RICHARDSON	Van Diemen RF03
1 - 5:45.163	6 - 1:12.456	
2 - 1:15.904	7 - 1:12.978	
3 - 1:13.629	8 - 1:12.925	
4 - 1:13.061	9 - 1:12.096	
5 - 1:13.028		
150	Michael GIBAUT	Swift SC92
1 - 6:11.297	6 - 1:18.365	
2 - 1:31.524	7 - 1:28.392	
3 - 1:21.512	8 - 1:22.995	
4 - 1:19.421		
5 - 1:18.805		

CAR 32 (Heat 3) - Completed additional qualifying laps out of session
Weather/Track: Bright/Damp

Silverstone
Circuit Length = 1.6390 miles.
Start: 11:15 End: 11:25

Walter Hayes Trophy

HEAT 6 - QUALIFYING LAP ANALYSIS - Silverstone - 02-03 November 2013

(contd.)


189	Josh FISHER	Raynard Fford
1 - 5:55.678	6 - 1:11.272	
2 - 1:14.417	7 - 1:11.799	
3 - 1:13.297	8 - 1:12.121	
4 - 1:12.410	9 - 1:10.894	
5 - 1:11.864		
192	Mark AUSTIN	Reynard FF88
1 - 5:52.719	6 - 1:29.996	
2 - 1:31.501	7 - 1:28.408	
3 - 1:29.347	8 - 1:29.092	
4 - 1:27.734		
5 - 1:30.901		
193	Ray SMITH	Swift 93SC
1 - 5:54.305	6 - 1:14.822	
2 - 1:18.523	7 - 1:12.683	
3 - 1:14.764	8 - 1:13.652	
4 - 1:14.482	9 - 1:13.821	
5 - 1:14.037		

CAR 32 (Heat 3) - Completed additional qualifying laps out of session
Weather/Track: Bright/Damp

Walter Hayes Trophy

HEAT 6 - STARTING GRID - Silverstone - 02-03 November 2013

ROW 10	192	AUSTIN	6	EVERS
ROW 9	88	BOYACK	18	HUBBARD
ROW 8	150	GIBAUT	69	LOWE
ROW 7	87	MCHALE	45	DIETER-HACKEL
ROW 6	193	SMITH	24	MASON
ROW 5	145	RICHARDSON	70	DOYLE
ROW 4	89	WALDRON	16	VERGERS
ROW 3	189	FISHER	35	FERGUSON
ROW 2	19	HARGROVE	15	MCARTHUR
ROW 1	97	COOPER	56	FOSTER
				POLE



Cars 15, 35 - 1 position grid penalty (Q14.5 & Finals 28 refers)

Weather/Track: Bright/Damp

These results are provisional until the conclusion of any judicial and technical matters.

Silverstone

Circuit Length = 1.6390 miles.

Start: 11:15 End: 11:25

Clerk of the Course:

Timekeeper:

Walter Hayes Trophy

HEAT 6 - AMENDED CLASSIFICATION - Silverstone - 02-03 November 2013

POS	NO	CL	DRIVER	NAT	CAR	TIME	LAPS	GAP	MPH	BEST
1	56		Joey FOSTER		Ray GR10	9:19.560	8		83.82	1:09.067
2	15		David MCARTHUR		Van Diemen LA10	9:25.434	8	5.874	82.95	1:09.368
3	97		Luke COOPER		Swift SC92	9:26.576	8	7.016	82.78	1:09.790
4	19		Scott HARGROVE		Ray GR08/09	9:26.664	8	7.104	82.77	1:09.565
5	189		Josh FISHER		Raynard Fford	9:30.110	8	10.550	82.27	1:09.782
6	35		John FERGUSON		Spectrum 012C	9:31.169	8	11.609	82.12	1:09.792
7	145		Geoff RICHARDSON		Van Diemen RF03	9:31.767	8	12.207	82.03	1:09.646
8	70		Sean DOYLE		Van Diemen RF02	9:39.303	8	19.743	80.96	1:09.856
9	16	H	Michael VERGERS		Van Diemen RF78	9:40.819	8	21.259	80.75	1:10.143
10	24		Paul MASON		Swift SC94	9:43.010	8	23.450	80.45	1:11.465
11	193		Ray SMITH		Swift 93SC	9:52.385	8	32.825	79.17	1:12.413
12	89		Phil WALDRON		Spectrum 011c	9:52.493	8	32.933	79.16	1:11.384
13	150		Michael GIBAUT		Swift SC92	9:23.402	7	1 LAP	72.77	1:17.384
14	18	H	Paul HUBBARD		Crossle 24F	9:26.227	7	1 LAP	72.41	1:19.385
15	69	H	Dave LOWE		Lotus 69	9:26.576	7	1 LAP	72.37	1:19.739
16	88		Don BOYACK		Van Diemen RF88	9:46.066	7	1 LAP	69.96	1:20.334
17	6		Jurgen EVERS		Swift SC94	10:25.396	6	2 LAPS	56.13	1:30.132

NOT CLASSIFIED

45			Klaus DIETER-HACKEL		Van Diemen RF88	1:19.227	1	D.N.F.	70.70	1:19.227
87			Calum MCHALE		Mygale SJ01		0	D.N.F.	N/A	

FASTEST LAP

56			Joey FOSTER		Ray GR10	1:09.067	6	85.43mph	137.48kph	
16	H		Michael VERGERS		Van Diemen RF78	1:10.143	6	84.12mph	135.37kph	

Car 70 - 10 second penalty (article C:1.1.6, G5.3 Q15 refers)

Weather/Track: Bright/Damp

These results are provisional until the conclusion of any judicial and technical matters.

Silverstone

Circuit Length = 1.6390 miles.

Start: 16:02 End: 16:11

Clerk of the Course:		Timekeeper:
----------------------	--	-------------

Walter Hayes Trophy

HEAT 6 - LAP ANALYSIS - Silverstone - 02-03 November 2013

6	Jurgen EVERS	Swift SC94
1 - 1:48.947P	6 - 1:35.112	
2 - 2:20.331		
3 - 1:30.132		
4 - 1:35.822		
5 - 1:35.052		
15	David MCARTHUR	Van Diemen LA10
1 - 1:14.619	6 - 1:09.368	
2 - 1:11.012	7 - 1:10.475	
3 - 1:10.379	8 - 1:09.649	
4 - 1:09.894		
5 - 1:10.038		
16	Michael VERGERS	Van Diemen RF78
1 - 1:16.231	6 - 1:10.143	
2 - 1:11.476	7 - 1:12.830	
3 - 1:10.952	8 - 1:10.170	
4 - 1:18.612		
5 - 1:10.405		
18	Paul HUBBARD	Crossle 24F
1 - 1:26.320	6 - 1:19.499	
2 - 1:19.385	7 - 1:20.591	
3 - 1:20.855		
4 - 1:19.871		
5 - 1:19.706		
19	Scott HARGROVE	Ray GR08/09
1 - 1:15.812	6 - 1:09.612	
2 - 1:11.141	7 - 1:09.565	
3 - 1:10.668	8 - 1:09.926	
4 - 1:09.795		
5 - 1:10.145		
24	Paul MASON	Swift SC94
1 - 1:19.403	6 - 1:11.679	
2 - 1:12.566	7 - 1:12.602	
3 - 1:11.987	8 - 1:11.658	
4 - 1:11.650		
5 - 1:11.465		

Weather/Track: Bright/Damp

www.mstworld.com

Page 1 of 4

Silverstone
Circuit Length = 1.6390 miles.
Start: 16:02 End: 16:11

Printed - 16:14 Saturday, 02 November 2013

Walter Hayes Trophy

HEAT 6 - LAP ANALYSIS - Silverstone - 02-03 November 2013

(contd.)

35	John FERGUSON	Spectrum 012C
1 - 1:17.029	6 - 1:09.809	
2 - 1:11.356	7 - 1:09.804	
3 - 1:11.108	8 - 1:09.792	
4 - 1:11.938		
5 - 1:10.333		
45	Klaus DIETER-HACKEL	Van Diemen RF88
1 - 1:19.227		
56	Joey FOSTER	Ray GR10
1 - 1:12.761	6 - 1:09.067	
2 - 1:09.911	7 - 1:09.427	
3 - 1:09.647	8 - 1:10.191	
4 - 1:09.350		
5 - 1:09.206		
69	Dave LOWE	Lotus 69
1 - 1:24.666	6 - 1:19.768	
2 - 1:20.307	7 - 1:21.226	
3 - 1:19.867		
4 - 1:21.003		
5 - 1:19.739		
70	Sean DOYLE	Van Diemen RF02
1 - 1:16.321	6 - 1:09.856	
2 - 1:11.621	7 - 1:10.163	
3 - 1:11.116	8 - 1:10.137	
4 - 1:09.945		
5 - 1:10.144		
87	Calum MCHALE	Mygale SJ01

Weather/Track: Bright/Damp

www.mstworld.com

Page 2 of 4

Silverstone
Circuit Length = 1.6390 miles.
Start: 16:02 End: 16:11

Printed - 16:14 Saturday, 02 November 2013

Walter Hayes Trophy

HEAT 6 - LAP ANALYSIS - Silverstone - 02-03 November 2013

(contd.)

88	Don BOYACK	Van Diemen RF88
1 - 1:32.695	6 - 1:22.007	
2 - 1:24.906	7 - 1:20.334	
3 - 1:21.568		
4 - 1:21.660		
5 - 1:22.896		
89	Phil WALDRON	Spectrum 011c
1 - 1:17.931	6 - 1:12.551	
2 - 1:12.414	7 - 1:12.682	
3 - 1:11.600	8 - 1:22.380	
4 - 1:11.551		
5 - 1:11.384		
97	Luke COOPER	Swift SC92
1 - 1:15.075	6 - 1:09.790	
2 - 1:10.827	7 - 1:09.866	
3 - 1:10.455	8 - 1:10.127	
4 - 1:10.344		
5 - 1:10.092		
145	Geoff RICHARDSON	Van Diemen RF03
1 - 1:17.354	6 - 1:09.988	
2 - 1:11.769	7 - 1:10.063	
3 - 1:11.237	8 - 1:09.646	
4 - 1:11.176		
5 - 1:10.534		
150	Michael GIBAUT	Swift SC92
1 - 1:28.385	6 - 1:19.661	
2 - 1:19.084	7 - 1:17.384	
3 - 1:20.179		
4 - 1:19.324		
5 - 1:19.385		
189	Josh FISHER	Raynard Fford
1 - 1:15.581	6 - 1:09.782	
2 - 1:11.336	7 - 1:10.539	
3 - 1:11.214	8 - 1:11.038	
4 - 1:09.864		
5 - 1:10.756		

Weather/Track: Bright/Damp

Walter Hayes Trophy

HEAT 6 - LAP ANALYSIS - Silverstone - 02-03 November 2013

(contd.)

193	Ray SMITH	Swift 93SC
1 - 1:19.807	6 - 1:12.998	
2 - 1:14.001	7 - 1:14.076	
3 - 1:12.691	8 - 1:12.845	
4 - 1:12.413		
5 - 1:13.554		

Weather/Track: Bright/Damp

www.mstworld.com

Page 4 of 4

Silverstone
Circuit Length = 1.6390 miles.
Start: 16:02 End: 16:11

Printed - 16:14 Saturday, 02 November 2013

Walter Hayes Trophy

HEAT 6 - LAP CHART - Silverstone - 02-03 November 2013

Lap 1			Lap 2			Lap 3			Lap 4			Lap 5		
No	Behind	Laptime	No	Behind	Laptime	No	Behind	Laptime	No	Behind	Laptime	No	Behind	Laptime
56		1:12.761	56		1:09.911	56		1:09.647	56		1:09.350	56		1:09.206
15	1.858	1:14.619	15	2.959	1:11.012	15	3.691	1:10.379	15	4.235	1:09.894	15	5.067	1:10.038
97	2.314	1:15.075	97	3.230	1:10.827	97	4.038	1:10.455	97	5.032	1:10.344	97	5.918	1:10.092
189	2.820	1:15.581	189	4.245	1:11.336	19	5.302	1:10.668	19	5.747	1:09.795	19	6.686	1:10.145
19	3.051	1:15.812	19	4.281	1:11.141	189	5.812	1:11.214	189	6.326	1:09.864	189	7.876	1:10.756
16	3.470	1:16.231	16	5.035	1:11.476	16	6.340	1:10.952	70	7.334	1:09.945	70	8.272	1:10.144
70	3.560	1:16.321	70	5.270	1:11.621	70	6.739	1:11.116	35	9.762	1:11.938	35	10.889	1:10.333
35	4.268	1:17.029	35	5.713	1:11.356	35	7.174	1:11.108	145	9.867	1:11.176	145	11.195	1:10.534
145	4.593	1:17.354	145	6.451	1:11.769	145	8.041	1:11.237	89	11.827	1:11.551	89	14.005	1:11.384
89	5.170	1:17.931	89	7.673	1:12.414	89	9.626	1:11.600	24	13.937	1:11.650	24	16.196	1:11.465
45	6.466	1:19.227	24	9.297	1:12.566	24	11.637	1:11.987	16	15.602	1:18.612	16	16.801	1:10.405
24	6.642	1:19.403	193	11.136	1:14.001	193	14.180	1:12.691	193	17.243	1:12.413	193	21.591	1:13.554
193	7.046	1:19.807	69	22.301	1:20.307	69	32.521	1:19.867	69	44.174	1:21.003	69	54.707	1:19.739
69	11.905	1:24.666	18	23.033	1:19.385	18	34.241	1:20.855	18	44.762	1:19.871	18	55.262	1:19.706
18	13.559	1:26.320	150	24.797	1:19.084	150	35.329	1:20.179	150	45.303	1:19.324	150	55.482	1:19.385
150	15.624	1:28.385	88	34.929	1:24.906	6	1 LAP	2:20.331	6	1 LAP	1:30.132			
88	19.934	1:32.695				88	46.850	1:21.568	88	59.160	1:21.660			
6	36.186	1:48.947P												

Weather/Track: Bright/Damp

www.mstworld.com

Page 1 of 2

Silverstone
Circuit Length = 1.6390 miles.
Start: 16:02 End: 16:11

Printed - 16:13 Saturday, 02 November 2013

Walter Hayes Trophy

HEAT 6 - LAP CHART - Silverstone - 02-03 November 2013

(contd.)

Lap 6			Lap 7			Lap 8			Lap 9			Lap 10		
No	Behind	Laptime	No	Behind	Laptime	No	Behind	Laptime	No	Behind	Laptime	No	Behind	Laptime
56		1:09.067	56		1:09.427	56		1:10.191						
88	1 LAP	1:22.896	15	6.416	1:10.475	150	1 LAP	1:17.384						
15	5.368	1:09.368	97	7.080	1:09.866	15	5.874	1:09.649						
97	6.641	1:09.790	19	7.369	1:09.565	18	1 LAP	1:20.591						
19	7.231	1:09.612	189	9.703	1:10.539	69	1 LAP	1:21.226						
189	8.591	1:09.782	70	9.797	1:10.163	97	7.016	1:10.127						
70	9.061	1:09.856	35	12.008	1:09.804	19	7.104	1:09.926						
35	11.631	1:09.809	145	12.752	1:10.063	70	9.743	1:10.137						
145	12.116	1:09.988	88	1 LAP	1:22.007	189	10.550	1:11.038						
6	2 LAPS	1:35.822	89	20.744	1:12.682	35	11.609	1:09.792						
89	17.489	1:12.551	16	21.280	1:12.830	145	12.207	1:09.646						
16	17.877	1:10.143	24	21.983	1:12.602	16	21.259	1:10.170						
24	18.808	1:11.679	193	30.171	1:14.076	24	23.450	1:11.658						
193	25.522	1:12.998	6	2 LAPS	1:35.052	88	1 LAP	1:20.334						
69	1:05.408	1:19.768				193	32.825	1:12.845						
18	1:05.694	1:19.499				89	32.933	1:22.380						
150	1:06.076	1:19.661				6	2 LAPS	1:35.112						

Weather/Track: Bright/Damp

www.mstworld.com

Page 2 of 2

Silverstone
Circuit Length = 1.6390 miles.
Start: 16:02 End: 16:11

Printed - 16:13 Saturday, 02 November 2013

Walter Hayes Trophy

PROGRESSION RACE - CLASSIFICATION - Silverstone - 02-03 November 2013

POS	NO	CL	DRIVER	NAT	CAR	TIME	LAPS	GAP	MPH	BEST
1	146		Wayne BOYD		Van Diemen RF02	10:42.183	10		91.41	1:02.796
2	67		Emmet GLYNN		Ray GRS07	10:54.445	10	12.262	89.70	1:04.199
3	65		Adam QUARTERMAINE		Van Diemen RF99	10:54.693	10	12.510	89.66	1:03.617
4	21		Joey BICKERS		Ray	10:54.788	10	12.605	89.65	1:03.427
5	8		Tom MCARTHUR		Van Diemen LA10	10:55.040	10	12.857	89.62	1:03.537
6	45		Klaus DIETER-HACKEL		Van Diemen RF88	11:06.385	10	24.202	88.09	1:04.970
7	157		Justin JOHNS		Ray GRS10	11:06.472	10	24.289	88.08	1:04.858
8	190		Henry CAMPBELL		Reynard FF83	11:06.917	10	24.734	88.02	1:05.539
9	127		Shaun MACKLIN		Swift SC92	11:10.668	10	28.485	87.53	1:05.372
10	87		Calum MCHALE		Mygale SJ01	11:17.250	10	35.067	86.68	1:05.762
11	50		David PORTER		Van Diemen 92	11:21.517	10	39.334	86.13	1:07.027
12	126	H	Andy POWELL		Royale RP26	11:21.633	10	39.450	86.12	1:06.966
13	29	H	Peter SIKSTROM		Van Diemen VD79	11:29.199	10	47.016	85.17	1:07.400
14	69	H	Dave LOWE		Lotus 69	11:32.762	10	50.579	84.74	1:07.227
15	177		Brendan DUGGAN		Van Diemen RF87	11:38.758	10	56.575	84.01	1:07.013
16	122		James HAGAN		Crossle 16F	11:39.597	10	57.414	83.91	1:07.890
17	95	H	James LOVETT		Lola T200	11:41.647	10	59.464	83.66	1:08.437
18	43		Mark DE ROZARIEUX		Swift SC95	11:42.238	10	1:00.055	83.59	1:05.940
19	6		Jurgen EVERS		Swift SC94	11:33.983	9	1 LAP	76.08	1:14.696

NOT CLASSIFIED

46			Martin PIERACCINI		Van Diemen RF90	5:08.783	4	D.N.F.	75.46	1:08.187
----	--	--	-------------------	--	-----------------	----------	---	--------	-------	----------

FASTEST LAP

146			Wayne BOYD		Van Diemen RF02	1:02.796	9	93.96mph	151.21kph	
126	H		Andy POWELL		Royale RP26	1:06.966	8	88.11mph	141.80kph	

Cars 44, 81, 88, 186, 191 did not take restart after Red Flag

Weather/Track: Sun/Damp

These results are provisional until the conclusion of any judicial and technical matters.

Silverstone

Circuit Length = 1.6390 miles.

Start: 10:36 End: 10:46

Clerk of the Course:

Timekeeper:

Walter Hayes Trophy

PROGRESSION RACE - LAP ANALYSIS - Silverstone - 02-03 November 2013

6	Jurgen EVERS	Swift SC94
1 - 1:23.870	6 - 1:16.106	
2 - 1:15.803	7 - 1:18.446	
3 - 1:15.952	8 - 1:17.488	
4 - 1:14.696	9 - 1:16.781	
5 - 1:14.841		
8	Tom MCARTHUR	Van Diemen LA10
1 - 1:14.040	6 - 1:03.875	
2 - 1:05.836	7 - 1:03.537	
3 - 1:04.624	8 - 1:04.948	
4 - 1:05.145	9 - 1:04.707	
5 - 1:04.528	10 - 1:03.800	
21	Joey BICKERS	Ray
1 - 1:15.492	6 - 1:03.528	
2 - 1:05.962	7 - 1:03.427	
3 - 1:05.425	8 - 1:04.018	
4 - 1:04.536	9 - 1:04.282	
5 - 1:04.231	10 - 1:03.887	
29	Peter SIKSTROM	Van Diemen VD79
1 - 1:15.392	6 - 1:07.400	
2 - 1:10.391	7 - 1:07.462	
3 - 1:08.310	8 - 1:07.542	
4 - 1:07.770	9 - 1:08.167	
5 - 1:08.089	10 - 1:08.676	
43	Mark DE ROZARIEUX	Swift SC95
1 - 1:13.232	6 - 1:06.185	
2 - 1:06.586	7 - 1:06.221	
3 - 1:06.968	8 - 1:06.393	
4 - 1:06.699	9 - 1:05.940	
5 - 1:06.922	10 - 1:37.092P	
45	Klaus DIETER-HACKEL	Van Diemen RF88
1 - 1:14.814	6 - 1:04.970	
2 - 1:06.503	7 - 1:05.548	
3 - 1:06.225	8 - 1:05.931	
4 - 1:05.609	9 - 1:06.085	
5 - 1:05.032	10 - 1:05.668	

Cars 44, 81, 88, 186, 191 did not take restart after Red Flag
Weather/Track: Sun/Damp

Silverstone
Circuit Length = 1.6390 miles.
Start: 10:36 End: 10:46

Walter Hayes Trophy

PROGRESSION RACE - LAP ANALYSIS - Silverstone - 02-03 November 2013

(contd.)

46	Martin PIERACCINI	Van Diemen RF90
1 -	1:13.669	
2 -	1:08.187	
3 -	1:20.588	
4 -	1:26.339P	
50	David PORTER	Van Diemen 92
1 -	1:12.785	6 - 1:07.679
2 -	1:08.473	7 - 1:07.299
3 -	1:07.621	8 - 1:07.027
4 -	1:07.959	9 - 1:07.260
5 -	1:08.061	10 - 1:07.353
65	Adam QUARTERMAINE	Van Diemen RF99
1 -	1:14.528	6 - 1:03.836
2 -	1:05.698	7 - 1:03.617
3 -	1:04.922	8 - 1:04.672
4 -	1:04.210	9 - 1:04.344
5 -	1:04.586	10 - 1:04.280
67	Emmet GLYNN	Ray GRS07
1 -	1:12.369	6 - 1:04.449
2 -	1:05.134	7 - 1:04.762
3 -	1:04.199	8 - 1:04.500
4 -	1:04.908	9 - 1:04.591
5 -	1:05.205	10 - 1:04.328
69	Dave LOWE	Lotus 69
1 -	1:17.447	6 - 1:07.682
2 -	1:09.314	7 - 1:08.847
3 -	1:09.809	8 - 1:07.679
4 -	1:08.709	9 - 1:08.095
5 -	1:07.227	10 - 1:07.953
87	Calum MCHALE	Mygale SJ01
1 -	1:16.418	6 - 1:06.703
2 -	1:09.201	7 - 1:06.778
3 -	1:07.753	8 - 1:06.069
4 -	1:06.486	9 - 1:05.762
5 -	1:06.193	10 - 1:05.887

Cars 44, 81, 88, 186, 191 did not take restart after Red Flag
Weather/Track: Sun/Damp

Silverstone
Circuit Length = 1.6390 miles.
Start: 10:36 End: 10:46

Walter Hayes Trophy

PROGRESSION RACE - LAP ANALYSIS - Silverstone - 02-03 November 2013

(contd.)

95	James LOVETT	Lola T200
1 - 1:14.847	6 - 1:08.437	
2 - 1:10.675	7 - 1:09.057	
3 - 1:10.423	8 - 1:09.064	
4 - 1:09.889	9 - 1:10.564	
5 - 1:09.323	10 - 1:09.368	
122	James HAGAN	Crossle 16F
1 - 1:15.812	6 - 1:07.890	
2 - 1:09.095	7 - 1:08.328	
3 - 1:16.637	8 - 1:08.284	
4 - 1:09.120	9 - 1:08.089	
5 - 1:08.327	10 - 1:08.015	
126	Andy POWELL	Royale RP26
1 - 1:13.957	6 - 1:07.809	
2 - 1:08.395	7 - 1:07.588	
3 - 1:07.520	8 - 1:06.966	
4 - 1:07.068	9 - 1:06.966	
5 - 1:07.717	10 - 1:07.647	
127	Shaun MACKLIN	Swift SC92
1 - 1:14.438	6 - 1:05.372	
2 - 1:07.508	7 - 1:06.324	
3 - 1:06.268	8 - 1:06.144	
4 - 1:06.460	9 - 1:05.954	
5 - 1:06.313	10 - 1:05.887	
146	Wayne BOYD	Van Diemen RF02
1 - 1:12.512	6 - 1:02.827	
2 - 1:03.802	7 - 1:03.896	
3 - 1:03.609	8 - 1:02.898	
4 - 1:03.132	9 - 1:02.796	
5 - 1:02.870	10 - 1:03.841	
157	Justin JOHNS	Ray GRS10
1 - 1:16.329	6 - 1:05.165	
2 - 1:05.921	7 - 1:04.858	
3 - 1:05.933	8 - 1:05.531	
4 - 1:05.624	9 - 1:05.783	
5 - 1:05.437	10 - 1:05.891	

Cars 44, 81, 88, 186, 191 did not take restart after Red Flag
Weather/Track: Sun/Damp

Silverstone
Circuit Length = 1.6390 miles.
Start: 10:36 End: 10:46

Walter Hayes Trophy

PROGRESSION RACE - LAP ANALYSIS - Silverstone - 02-03 November 2013

(contd.)

177	Brendan DUGGAN	Van Diemen RF87
1 - 1:16.690	6 - 1:07.013	
2 - 1:09.449	7 - 1:15.767	
3 - 1:10.208	8 - 1:08.613	
4 - 1:08.144	9 - 1:07.558	
5 - 1:07.256	10 - 1:08.060	
190	Henry CAMPBELL	Reynard FF83
1 - 1:11.483	6 - 1:05.543	
2 - 1:06.943	7 - 1:05.706	
3 - 1:06.659	8 - 1:07.049	
4 - 1:06.194	9 - 1:05.935	
5 - 1:05.866	10 - 1:05.539	

Cars 44, 81, 88, 186, 191 did not take restart after Red Flag
Weather/Track: Sun/Damp

Walter Hayes Trophy

PROGRESSION RACE - LAP CHART - Silverstone - 02-03 November 2013

Lap 1			Lap 2			Lap 3			Lap 4			Lap 5		
No	Behind	Laptime	No	Behind	Laptime	No	Behind	Laptime	No	Behind	Laptime	No	Behind	Laptime
190		1:11.483	146		1:03.802	146		1:03.609	146		1:03.132	146		1:02.870
67	0.886	1:12.369	67	1.189	1:05.134	67	1.779	1:04.199	67	3.555	1:04.908	67	5.890	1:05.205
146	1.029	1:12.512	190	2.112	1:06.943	8	4.577	1:04.624	65	6.303	1:04.210	65	8.019	1:04.586
50	1.302	1:12.785	43	3.504	1:06.586	190	5.162	1:06.659	8	6.590	1:05.145	8	8.248	1:04.528
43	1.749	1:13.232	8	3.562	1:05.836	65	5.225	1:04.922	190	8.224	1:06.194	21	9.721	1:04.231
46	2.186	1:13.669	65	3.912	1:05.698	43	6.863	1:06.968	21	8.360	1:04.536	190	11.220	1:05.866
126	2.474	1:13.957	50	4.944	1:08.473	21	6.956	1:05.425	45	10.096	1:05.609	45	12.258	1:05.032
8	2.557	1:14.040	45	5.003	1:06.503	45	7.619	1:06.225	43	10.430	1:06.699	157	13.319	1:05.437
127	2.955	1:14.438	21	5.140	1:05.962	157	8.260	1:05.933	157	10.752	1:05.624	43	14.482	1:06.922
65	3.045	1:14.528	46	5.542	1:08.187	127	8.291	1:06.268	127	11.619	1:06.460	127	15.062	1:06.313
45	3.331	1:14.814	127	5.632	1:07.508	50	8.956	1:07.621	50	13.783	1:07.959	126	18.732	1:07.717
95	3.364	1:14.847	157	5.936	1:05.921	126	9.949	1:07.520	126	13.885	1:07.068	50	18.974	1:08.061
29	3.909	1:15.392	126	6.038	1:08.395	87	13.449	1:07.753	87	16.803	1:06.486	87	20.126	1:06.193
21	4.009	1:15.492	122	8.593	1:09.095	29	14.170	1:08.310	29	18.808	1:07.770	29	24.027	1:08.089
122	4.329	1:15.812	95	9.208	1:10.675	95	16.022	1:10.423	177	21.436	1:08.144	177	25.822	1:07.256
157	4.846	1:16.329	87	9.305	1:09.201	177	16.424	1:10.208	69	22.224	1:08.709	69	26.581	1:07.227
87	4.935	1:16.418	29	9.469	1:10.391	69	16.647	1:09.809	95	22.779	1:09.889	95	29.232	1:09.323
177	5.207	1:16.690	177	9.825	1:09.449	122	21.621	1:16.637	122	27.609	1:09.120	122	33.066	1:08.327
69	5.964	1:17.447	69	10.447	1:09.314	46	22.521	1:20.588	46	45.728	1:26.339P	6	59.237	1:14.841
6	12.387	1:23.870	6	23.359	1:15.803	6	35.702	1:15.952	6	47.266	1:14.696			

Cars 44, 81, 88, 186, 191 did not take restart after Red Flag
Weather/Track: Sun/Damp

Silverstone
Circuit Length = 1.6390 miles.
Start: 10:36 End: 10:46

Walter Hayes Trophy

PROGRESSION RACE - LAP CHART - Silverstone - 02-03 November 2013

(contd.)

Lap 6			Lap 7			Lap 8			Lap 9			Lap 10		
No	Behind	Laptime	No	Behind	Laptime	No	Behind	Laptime	No	Behind	Laptime	No	Behind	Laptime
146		1:02.827	146		1:03.896	146		1:02.898	146		1:02.796	146		1:03.841
67	7.512	1:04.449	67	8.378	1:04.762	67	9.980	1:04.500	67	11.775	1:04.591	67	12.262	1:04.328
65	9.028	1:03.836	6	1 LAP	1:16.106	65	10.523	1:04.672	65	12.071	1:04.344	65	12.510	1:04.280
8	9.296	1:03.875	65	8.749	1:03.617	8	10.987	1:04.948	21	12.559	1:04.282	21	12.605	1:03.887
21	10.422	1:03.528	8	8.937	1:03.537	21	11.073	1:04.018	8	12.898	1:04.707	8	12.857	1:03.800
190	13.936	1:05.543	21	9.953	1:03.427	45	19.086	1:05.931	157	22.239	1:05.783	45	24.202	1:05.668
45	14.401	1:04.970	190	15.746	1:05.706	157	19.252	1:05.531	45	22.375	1:06.085	157	24.289	1:05.891
157	15.657	1:05.165	45	16.053	1:05.548	190	19.897	1:07.049	190	23.036	1:05.935	190	24.734	1:05.539
127	17.607	1:05.372	157	16.619	1:04.858	127	23.281	1:06.144	127	26.439	1:05.954	127	28.485	1:05.887
43	17.840	1:06.185	127	20.035	1:06.324	43	23.660	1:06.393	43	26.804	1:05.940	87	35.067	1:05.887
126	23.714	1:07.809	43	20.165	1:06.221	6	1 LAP	1:18.446	87	33.021	1:05.762	50	39.334	1:07.353
50	23.826	1:07.679	87	26.884	1:06.778	87	30.055	1:06.069	126	35.644	1:06.966	126	39.450	1:07.647
87	24.002	1:06.703	50	27.229	1:07.299	50	31.358	1:07.027	50	35.822	1:07.260	29	47.016	1:08.676
29	28.600	1:07.400	126	27.406	1:07.588	126	31.474	1:06.966	6	1 LAP	1:17.488	69	50.579	1:07.953
177	30.008	1:07.013	29	32.166	1:07.462	29	36.810	1:07.542	29	42.181	1:08.167	6	1 LAP	1:16.781
69	31.436	1:07.682	69	36.387	1:08.847	69	41.168	1:07.679	69	46.467	1:08.095	177	56.575	1:08.060
95	34.842	1:08.437	95	40.003	1:09.057	95	46.169	1:09.064	177	52.356	1:07.558	122	57.414	1:08.015
122	38.129	1:07.890	177	41.879	1:15.767	177	47.594	1:08.613	122	53.240	1:08.089	95	59.464	1:09.368
			122	42.561	1:08.328	122	47.947	1:08.284	95	53.937	1:10.564	43	1:00.055	1:37.092P


Cars 44, 81, 88, 186, 191 did not take restart after Red Flag
Weather/Track: Sun/Damp

Silverstone
Circuit Length = 1.6390 miles.
Start: 10:36 End: 10:46

Walter Hayes Trophy

LAST CHANCE RACE - STARTING GRID - Silverstone - 02-03 November 2013

ROW 18	45	DIETER-HACKEL	8	MCARTHUR	
ROW 17		21	BICKERS	65	QUARTERMAINE
ROW 16	67	GLYNN	146	BOYD	
ROW 15		63	HIGGINS	99	HOPES
ROW 14	14	MAWHINNEY	18	HUBBARD	
ROW 13		36	MCARTHUR	82	GETHIN
ROW 12	41	JACKSON	40	MITCHELL	
ROW 11		171	GIBBINS	150	GIBAUT
ROW 10	38	HOPTON	31	HAMILTON	
ROW 9		4	MOORE	23	BLIJLEVEN
ROW 8	130	JONES	89	WALDRON	
ROW 7		86	TOYNE	47	WOOD
ROW 6	7	HODGEN	54	HEADLAM	
ROW 5		48	JAY	193	SMITH
ROW 4	91	HAGAN	61	CAMPBELL	
ROW 3		17	TOFTS	77	FOX
ROW 2	62	HIGGINS	24	MASON	
ROW 1		42	MCALLISTER	37	ANDERSON
					POLE



RESERVES: 157, 190, 127, 87

Silverstone
Circuit Length = 1.6390 miles.

These results are provisional until the conclusion of any judicial and technical matters.

Clerk of the Course:		Timekeeper:
----------------------	--	-------------

Walter Hayes Trophy

LAST CHANCE RACE - CLASSIFICATION - Silverstone - 02-03 November 2013

POS	NO	CL	DRIVER	NAT	CAR	TIME	LAPS	GAP	MPH	BEST
1	62		Adam HIGGINS		Van Diemen JL12K	4:17.048	4		90.65	1:03.297
2	17		Neil TOFTS		Mygale SJ08	4:21.935	4	4.887	88.96	1:04.571
3	7		Chris HODGEN		Van Diemen RF89	4:22.337	4	5.289	88.82	1:04.385
4	37		Ben ANDERSON		Ray GRS07	4:22.762	4	5.714	88.68	1:04.117
5	65		Adam QUARTERMAINE		Van Diemen RF99	4:23.178	4	6.130	88.54	1:03.769
6	48		Vincent JAY		Ray GR10	4:23.551	4	6.503	88.41	1:04.502
7	24		Paul MASON		Swift SC94	4:23.920	4	6.872	88.29	1:04.563
8	8		Tom MCARTHUR		Van Diemen LA10	4:24.093	4	7.045	88.23	1:03.927
9	63		Bob HIGGINS		Van Diemen RF94	4:25.327	4	8.279	87.82	1:04.305
10	42		Hamish MCALLISTER		Van Diemen JL012K	4:25.512	4	8.464	87.76	1:04.695
11	130		Stuart JONES		Van Diemen RF05	4:26.508	4	9.460	87.43	1:04.702
12	21		Joey BICKERS		Ray	4:28.769	4	11.721	86.70	1:04.190
13	45		Klaus DIETER-HACKEL		Van Diemen RF88	4:30.121	4	13.073	86.26	1:05.631
14	86	H	Simon TOYNE		Lola T200	4:30.324	4	13.276	86.20	1:05.743
15	91		Jamesy HAGAN		Reynard FF84	4:30.637	4	13.589	86.10	1:05.749
16	67		Emmet GLYNN		Ray GRS07	4:30.649	4	13.601	86.10	1:04.750
17	61		Ryan CAMPBELL		Swift SC95	4:31.333	4	14.285	85.88	1:05.319
18	23		Jaap BLIJLEVEN		Reynard FF88	4:31.705	4	14.657	85.76	1:05.898
19	40	H	Sam MITCHELL		Merlyn MK20A	4:31.763	4	14.715	85.74	1:05.103
20	171		Stephen GIBBINS		Van Diemen RF01	4:33.899	4	16.851	85.07	1:05.590
21	54		Dan HEADLAM		Van Diemen JL012K	4:35.585	4	18.537	84.55	1:05.907
22	99	H	Lloyd HOPES		PRS RH01	4:36.437	4	19.389	84.29	1:07.018
23	77	H	Dan FOX		PRS 81F	4:36.580	4	19.532	84.25	1:06.243
24	38	H	Benjamin HOPTON		Van Diemen RF80	4:36.754	4	19.706	84.20	1:06.612
25	41	H	Simon JACKSON		Javelin JL5	4:37.113	4	20.065	84.09	1:06.924
26	47	H	Matthew WOOD		Van Diemen RF79	4:37.217	4	20.169	84.06	1:07.462
27	14	H	Stephen MAWHINNEY		Crossle 32F	4:39.285	4	22.237	83.43	1:06.624
28	82	H	Nick GETHIN		Lola T200	4:42.645	4	25.597	82.44	1:08.380
29	150		Michael GIBAUT		Swift SC92	4:42.708	4	25.660	82.42	1:07.669
30	18	H	Paul HUBBARD		Crossle 25F	4:43.093	4	26.045	82.31	1:07.827
NOT CLASSIFIED										
193			Ray SMITH		Swift 93SC	2:18.976	2	D.N.F.	82.76	1:06.565
4			Ed MOORE		Van Diemen JL013K		0	D.N.F.	N/A	
FASTEST LAP										
62			Adam HIGGINS		Van Diemen JL12K	1:03.297	3	93.21mph		150.01kph
40	H		Sam MITCHELL		Merlyn MK20A	1:05.103	4	90.63mph		145.85kph

Cars 31, 36, 89, 146 did not take restart after red flag.

Weather/Track: Bright/Dry

These results are provisional until the conclusion of any judicial and technical matters.

Silverstone

Circuit Length = 1.6390 miles.

Start: 12:17 End: 12:21

Clerk of the Course:

Timekeeper:

Walter Hayes Trophy

LAST CHANCE RACE - LAP ANALYSIS - Silverstone - 02-03 November 2013

4	Ed MOORE	Van Diemen JL013K
7	Chris HODGEN	Van Diemen RF89
1 - 1:08.866 2 - 1:04.530 3 - 1:04.385 4 - 1:04.556		
8	Tom MCARTHUR	Van Diemen LA10
1 - 1:10.991 2 - 1:05.185 3 - 1:03.990 4 - 1:03.927		
14	Stephen MAWHINNEY	Crossle 32F
1 - 1:16.703 2 - 1:08.804 3 - 1:07.154 4 - 1:06.624		
17	Neil TOFTS	Mygale SJ08
1 - 1:08.059 2 - 1:04.616 3 - 1:04.571 4 - 1:04.689		
18	Paul HUBBARD	Crossle 25F
1 - 1:18.223 2 - 1:07.827 3 - 1:08.371 4 - 1:08.672		

Cars 31, 36, 89, 146 did not take restart after red flag.
Weather/Track: Bright/Dry

Walter Hayes Trophy

LAST CHANCE RACE - LAP ANALYSIS - Silverstone - 02-03 November 2013

(contd.)

21	Joey BICKERS	Ray
1 - 1:14.012 2 - 1:05.079 3 - 1:05.488 4 - 1:04.190		
23	Jaap BLIJLEVEN	Reynard FF88
1 - 1:12.267 2 - 1:05.898 3 - 1:06.967 4 - 1:06.573		
24	Paul MASON	Swift SC94
1 - 1:09.693 2 - 1:04.563 3 - 1:04.690 4 - 1:04.974		
37	Ben ANDERSON	Ray GRS07
1 - 1:08.435 2 - 1:04.117 3 - 1:05.008 4 - 1:05.202		
38	Benjamin HOPTON	Van Diemen RF80
1 - 1:15.788 2 - 1:07.301 3 - 1:06.612 4 - 1:07.053		
40	Sam MITCHELL	Merlyn MK20A
1 - 1:12.735 2 - 1:06.495 3 - 1:07.430 4 - 1:05.103		

Cars 31, 36, 89, 146 did not take restart after red flag.
Weather/Track: Bright/Dry

Silverstone
Circuit Length = 1.6390 miles.
Start: 12:17 End: 12:21

Walter Hayes Trophy

LAST CHANCE RACE - LAP ANALYSIS - Silverstone - 02-03 November 2013

(contd.)

41	Simon JACKSON	Javelin JL5
1 - 1:13.726 2 - 1:06.924 3 - 1:07.631 4 - 1:08.832		
42	Hamish MCALLISTER	Van Diemen JL012K
1 - 1:10.789 2 - 1:05.280 3 - 1:04.695 4 - 1:04.748		
45	Klaus DIETER-HACKEL	Van Diemen RF88
1 - 1:12.031 2 - 1:06.304 3 - 1:06.155 4 - 1:05.631		
47	Matthew WOOD	Van Diemen RF79
1 - 1:14.013 2 - 1:07.462 3 - 1:07.956 4 - 1:07.786		
48	Vincent JAY	Ray GR10
1 - 1:09.041 2 - 1:05.066 3 - 1:04.502 4 - 1:04.942		
54	Dan HEADLAM	Van Diemen JL012K
1 - 1:15.817 2 - 1:05.907 3 - 1:06.808 4 - 1:07.053		

Cars 31, 36, 89, 146 did not take restart after red flag.
Weather/Track: Bright/Dry

Silverstone
Circuit Length = 1.6390 miles.
Start: 12:17 End: 12:21

Walter Hayes Trophy

LAST CHANCE RACE - LAP ANALYSIS - Silverstone - 02-03 November 2013

(contd.)

61	Ryan CAMPBELL	Swift SC95
1 - 1:12.537 2 - 1:06.473 3 - 1:07.004 4 - 1:05.319		
62	Adam HIGGINS	Van Diemen JL12K
1 - 1:06.688 2 - 1:03.534 3 - 1:03.297 4 - 1:03.529		
63	Bob HIGGINS	Van Diemen RF94
1 - 1:11.495 2 - 1:05.007 3 - 1:04.520 4 - 1:04.305		
65	Adam QUARTERMAINE	Van Diemen RF99
1 - 1:11.216 2 - 1:04.341 3 - 1:03.769 4 - 1:03.852		
67	Emmet GLYNN	Ray GRS07
1 - 1:14.791 2 - 1:05.129 3 - 1:05.979 4 - 1:04.750		
77	Dan FOX	PRS 81F
1 - 1:13.460 2 - 1:06.243 3 - 1:08.403 4 - 1:08.474		

Cars 31, 36, 89, 146 did not take restart after red flag.
Weather/Track: Bright/Dry

Silverstone
Circuit Length = 1.6390 miles.
Start: 12:17 End: 12:21

Walter Hayes Trophy

LAST CHANCE RACE - LAP ANALYSIS - Silverstone - 02-03 November 2013

(contd.)

82	Nick GETHIN	Lola T200
1 - 1:16.118 2 - 1:09.599 3 - 1:08.548 4 - 1:08.380		
86	Simon TOYNE	Lola T200
1 - 1:11.116 2 - 1:06.817 3 - 1:06.648 4 - 1:05.743		
91	Jamesy HAGAN	Reynard FF84
1 - 1:11.954 2 - 1:06.849 3 - 1:06.085 4 - 1:05.749		
99	Lloyd HOPES	PRS RH01
1 - 1:14.999 2 - 1:07.087 3 - 1:07.018 4 - 1:07.333		
130	Stuart JONES	Van Diemen RF05
1 - 1:11.737 2 - 1:05.301 3 - 1:04.768 4 - 1:04.702		
150	Michael GIBAUT	Swift SC92
1 - 1:18.088 2 - 1:09.163 3 - 1:07.669 4 - 1:07.788		

Cars 31, 36, 89, 146 did not take restart after red flag.
Weather/Track: Bright/Dry

Silverstone
Circuit Length = 1.6390 miles.
Start: 12:17 End: 12:21

Walter Hayes Trophy

LAST CHANCE RACE - LAP ANALYSIS - Silverstone - 02-03 November 2013

(contd.)

171	Stephen GIBBINS	Van Diemen RF01
1 -	1:14.545	
2 -	1:06.914	
3 -	1:06.850	
4 -	1:05.590	
193	Ray SMITH	Swift 93SC
1 -	1:12.411	
2 -	1:06.565	

Cars 31, 36, 89, 146 did not take restart after red flag.
Weather/Track: Bright/Dry

Walter Hayes Trophy

LAST CHANCE RACE - LAP CHART - Silverstone - 02-03 November 2013

Lap 1			Lap 2			Lap 3			Lap 4			Lap 5		
No	Behind	Laptime	No	Behind	Laptime	No	Behind	Laptime	No	Behind	Laptime	No	Behind	Laptime
62		1:06.688	62		1:03.534	62		1:03.297	62		1:03.529			
17	1.371	1:08.059	37	2.330	1:04.117	17	3.727	1:04.571	17	4.887	1:04.689			
37	1.747	1:08.435	17	2.453	1:04.616	37	4.041	1:05.008	7	5.289	1:04.556			
7	2.178	1:08.866	7	3.174	1:04.530	7	4.262	1:04.385	37	5.714	1:05.202			
48	2.353	1:09.041	48	3.885	1:05.066	48	5.090	1:04.502	65	6.130	1:03.852			
24	3.005	1:09.693	24	4.034	1:04.563	24	5.427	1:04.690	48	6.503	1:04.942			
42	4.101	1:10.789	65	5.335	1:04.341	65	5.807	1:03.769	24	6.872	1:04.974			
8	4.303	1:10.991	42	5.847	1:05.280	8	6.647	1:03.990	8	7.045	1:03.927			
86	4.428	1:11.116	8	5.954	1:05.185	42	7.245	1:04.695	63	8.279	1:04.305			
65	4.528	1:11.216	63	6.280	1:05.007	63	7.503	1:04.520	42	8.464	1:04.748			
63	4.807	1:11.495	130	6.816	1:05.301	130	8.287	1:04.768	130	9.460	1:04.702			
130	5.049	1:11.737	86	7.711	1:06.817	45	10.971	1:06.155	21	11.721	1:04.190			
91	5.266	1:11.954	23	7.943	1:05.898	86	11.062	1:06.648	45	13.073	1:05.631			
45	5.343	1:12.031	45	8.113	1:06.304	21	11.060	1:05.488	86	13.276	1:05.743			
23	5.579	1:12.267	91	8.581	1:06.849	91	11.369	1:06.085	91	13.589	1:05.749			
193	5.723	1:12.411	193	8.754	1:06.565	23	11.613	1:06.967	67	13.601	1:04.750			
61	5.849	1:12.537	61	8.788	1:06.473	67	12.380	1:05.979	61	14.285	1:05.319			
40	6.047	1:12.735	21	8.869	1:05.079	61	12.495	1:07.004	23	14.657	1:06.573			
77	6.772	1:13.460	40	9.008	1:06.495	40	13.141	1:07.430	40	14.715	1:05.103			
41	7.038	1:13.726	77	9.481	1:06.243	77	14.587	1:08.403	171	16.851	1:05.590			
47	7.325	1:14.013	67	9.698	1:05.129	41	14.762	1:07.631	54	18.537	1:07.053			
21	7.324	1:14.012	41	10.428	1:06.924	171	14.790	1:06.850	99	19.389	1:07.333			
171	7.857	1:14.545	171	11.237	1:06.914	54	15.013	1:06.808	77	19.532	1:08.474			
67	8.103	1:14.791	47	11.253	1:07.462	99	15.585	1:07.018	38	19.706	1:07.053			
99	8.311	1:14.999	54	11.502	1:05.907	47	15.912	1:07.956	41	20.065	1:08.832			
38	9.100	1:15.788	99	11.864	1:07.087	38	16.182	1:06.612	47	20.169	1:07.786			
54	9.129	1:15.817	38	12.867	1:07.301	14	19.142	1:07.154	14	22.237	1:06.624			
82	9.430	1:16.118	14	15.285	1:08.804	82	20.746	1:08.548	82	25.597	1:08.380			
14	10.015	1:16.703	82	15.495	1:09.599	18	20.902	1:08.371	150	25.660	1:07.788			
150	11.400	1:18.088	18	15.828	1:07.827	150	21.401	1:07.669	18	26.045	1:08.672			
18	11.535	1:18.223	150	17.029	1:09.163									


Cars 31, 36, 89, 146 did not take restart after red flag.
Weather/Track: Bright/Dry

Silverstone
Circuit Length = 1.6390 miles.
Start: 12:17 End: 12:21

Walter Hayes Trophy

SEMI FINAL 1 - STARTING GRID - Silverstone - 02-03 November 2013

ROW 18	61	CAMPBELL	91	HAGAN	
ROW 17		45	DIETER-HACKEL	130	JONES
ROW 16	63	HIGGINS	24	MASON	
ROW 15		65	QUARTERMAINE	7	HODGEN
ROW 14	62	HIGGINS	13	KESTENBAUM	
ROW 13		16	VERGERS	159	SOSPIRI
ROW 12	64	HIGGINS	70	DOYLE	
ROW 11		92	GOUGH	90	BARNETT
ROW 10	145	RICHARDSON	60	DEMPSEY	
ROW 9		123	MEALIN	35	FERGUSON
ROW 8	33	CARROLL	76	BYRNE	
ROW 7		189	FISHER	10	BARRABLE
ROW 6	66	MCMULLAN	19	HARGROVE	
ROW 5		34	DEMPSEY	11	MURRAY
ROW 4	97	COOPER	27	MCCULLOUGH	
ROW 3		2	MITCHELL	15	MCARTHUR
ROW 2	22	EIDSON	93	TANDY	
ROW 1		56	FOSTER	80	MALVERN
					POLE



RESERVES - 40, 171, 54, 99

Silverstone
Circuit Length = 1.6390 miles.

Clerk of the Course:

Timekeeper:

Walter Hayes Trophy

SEMI FINAL 1 - CLASSIFICATION - Silverstone - 02-03 November 2013

POS	NO	CL	DRIVER	NAT	CAR	TIME	LAPS	GAP	MPH	BEST
1	80		Scott MALVERN		Spectrum	12:37.201	12		93.11	1:02.587
2	22		Jake EIDSON		Ray GR08/09	12:39.820	12	2.619	92.79	1:02.597
3	56		Joey FOSTER		Ray GR10	12:40.702	12	3.501	92.68	1:02.816
4	27		Ivor MCCULLOUGH		Van Diemen RF00	12:43.063	12	5.862	92.39	1:02.988
5	2		Ben MITCHELL		Van Diemen RF99	12:49.195	12	11.994	91.66	1:03.295
6	189		Josh FISHER		Raynard Fford	12:49.271	12	12.070	91.65	1:03.328
7	11		Niall MURRAY		Van Diemen RF99	12:51.421	12	14.220	91.39	1:03.518
8	33		Graham CARROLL		Van Diemen RF91	12:51.469	12	14.268	91.39	1:03.554
9	19		Scott HARGROVE		Ray GR08/09	12:51.659	12	14.458	91.36	1:03.376
10	15		David MCARTHUR		Van Diemen LA10	12:51.777	12	14.576	91.35	1:03.295
11	60		Morgan DEMPSEY		Van Diemen RF00	12:58.190	12	20.989	90.60	1:03.361
12	10		Robert BARRABLE		Ray GR10	12:58.718	12	21.517	90.54	1:03.713
13	34		Peter DEMPSEY		Swift SC92F	12:58.719	12	21.518	90.54	1:03.923
14	66		Jonny MCMULLAN		Mondiale 89S	12:58.836	12	21.635	90.52	1:03.711
15	70		Sean DOYLE		Van Diemen RF2000	13:00.797	12	23.596	90.30	1:03.806
16	35		John FERGUSON		Spectrum 012C	13:00.836	12	23.635	90.29	1:03.570
17	90		Josh BARNETT		Van Diemen BR001	13:03.229	12	26.028	90.02	1:03.879
18	159		Vincenzo SOSPIRI		Van Diemen RF88	13:03.441	12	26.240	89.99	1:04.017
19	65		Adam QUARTERMAINE		Van Diemen RF99	13:05.131	12	27.930	89.80	1:04.142
20	7		Chris HODGEN		Van Diemen RF89	13:08.592	12	31.391	89.40	1:04.463
21	145		Geoff RICHARDSON		Van Diemen RF03	13:17.831	12	40.630	88.37	1:04.264
22	130		Stuart JONES		Van Diemen RF05	13:18.614	12	41.413	88.28	1:04.702
23	45		Klaus DIETER-HACKEL		Van Diemen RF88	13:19.332	12	42.131	88.20	1:05.178
24	24		Paul MASON		Swift SC94	13:21.684	12	44.483	87.94	1:04.767
25	123		Chris MEALIN		Ray GRS 07	13:21.780	12	44.579	87.93	1:04.144
26	63		Bob HIGGINS		Van Diemen RF94	13:22.265	12	45.064	87.88	1:05.243
27	91		Jamesy HAGAN		Reynard FF84	13:22.417	12	45.216	87.86	1:05.133
28	61		Ryan CAMPBELL		Swift SC95	13:22.571	12	45.370	87.85	1:05.063
29	13		Stuart KESTENBAUM		Van Diemen RF79	13:22.870	12	45.669	87.81	1:05.236

NOT CLASSIFIED

93			Nick TANDY		Van Diemen RF92	9:08.464	8	D.N.F.	85.52	1:03.778
76			Jake BYRNE		Ray GR13	5:31.372	5	D.N.F.	88.12	1:04.650
62			Adam HIGGINS		Van Diemen JL12K	5:31.561	5	D.N.F.	88.07	1:03.897
97			Luke COOPER		Swift SC92	4:19.612	4	D.N.F.	89.76	1:03.344
92			Stuart GOUGH		Van Diemen RF92	3:32.320	3	D.N.F.	81.96	1:05.162
16	H		Michael VERGERS		Van Diemen RF78		0	D.N.F.	N/A	
64			Richard HIGGINS		Van Diemen RF90		0	D.N.F.	N/A	

FASTEST LAP

80			Scott MALVERN		Spectrum	1:02.587	5	94.27mph	151.72kph
----	--	--	---------------	--	----------	----------	---	----------	-----------

Weather/Track: Sun/Dry

These results are provisional until the conclusion of any judicial and technical matters.

Silverstone
Circuit Length = 1.6390 miles.
Start: 13:04 End: 13:17

Clerk of the Course:	Timekeeper:
----------------------	-------------

Walter Hayes Trophy

SEMI FINAL 1 - LAP ANALYSIS - Silverstone - 02-03 November 2013

2	Ben MITCHELL	Van Diemen RF99
1 - 1:07.571	6 - 1:04.119	11 - 1:03.362
2 - 1:03.969	7 - 1:03.985	12 - 1:03.458
3 - 1:03.652	8 - 1:03.626	
4 - 1:04.339	9 - 1:03.295	
5 - 1:04.141	10 - 1:03.678	
7	Chris HODGEN	Van Diemen RF89
1 - 1:13.248	6 - 1:05.235	11 - 1:04.877
2 - 1:05.041	7 - 1:05.715	12 - 1:05.147
3 - 1:04.690	8 - 1:04.851	
4 - 1:05.976	9 - 1:04.608	
5 - 1:04.463	10 - 1:04.741	
10	Robert BARRABLE	Ray GR10
1 - 1:10.554	6 - 1:04.892	11 - 1:03.823
2 - 1:04.400	7 - 1:03.748	12 - 1:04.860
3 - 1:04.376	8 - 1:04.420	
4 - 1:04.493	9 - 1:04.600	
5 - 1:03.713	10 - 1:04.839	
11	Niall MURRAY	Van Diemen RF99
1 - 1:08.650	6 - 1:04.033	11 - 1:03.770
2 - 1:03.713	7 - 1:04.048	12 - 1:04.128
3 - 1:04.292	8 - 1:03.518	
4 - 1:03.555	9 - 1:03.775	
5 - 1:04.229	10 - 1:03.710	
13	Stuart KESTENBAUM	Van Diemen RF79
1 - 1:15.293	6 - 1:05.965	11 - 1:05.330
2 - 1:05.881	7 - 1:06.531	12 - 1:05.236
3 - 1:05.583	8 - 1:06.337	
4 - 1:08.502	9 - 1:05.820	
5 - 1:06.722	10 - 1:05.670	
15	David MCARTHUR	Van Diemen LA10
1 - 1:08.280	6 - 1:04.088	11 - 1:03.822
2 - 1:04.565	7 - 1:03.859	12 - 1:04.071
3 - 1:04.126	8 - 1:03.938	
4 - 1:03.777	9 - 1:03.909	
5 - 1:04.047	10 - 1:03.295	

Weather/Track: Sun/Dry

www.mstworld.com

Page 1 of 6

Silverstone
Circuit Length = 1.6390 miles.
Start: 13:04 End: 13:17

Printed - 13:19 Sunday, 03 November 2013

Walter Hayes Trophy

SEMI FINAL 1 - LAP ANALYSIS - Silverstone - 02-03 November 2013

(contd.)

16	Michael VERGERS	Van Diemen RF78
19	Scott HARGROVE	Ray GR08/09
1 - 1:09.020	6 - 1:04.189	11 - 1:03.376
2 - 1:04.271	7 - 1:04.003	12 - 1:03.777
3 - 1:04.087	8 - 1:03.608	
4 - 1:03.618	9 - 1:03.719	
5 - 1:04.048	10 - 1:03.943	
22	Jake EIDSON	Ray GR08/09
1 - 1:07.627	6 - 1:02.870	11 - 1:02.961
2 - 1:03.208	7 - 1:02.774	12 - 1:02.902
3 - 1:02.940	8 - 1:02.997	
4 - 1:02.597	9 - 1:03.015	
5 - 1:03.019	10 - 1:02.910	
24	Paul MASON	Swift SC94
1 - 1:14.782	6 - 1:05.908	11 - 1:05.721
2 - 1:05.403	7 - 1:07.420	12 - 1:04.767
3 - 1:05.454	8 - 1:05.750	
4 - 1:08.413	9 - 1:05.647	
5 - 1:06.713	10 - 1:05.706	
27	Ivor MCCULLOUGH	Van Diemen RF00
1 - 1:07.791	6 - 1:03.092	11 - 1:03.189
2 - 1:03.887	7 - 1:02.988	12 - 1:03.262
3 - 1:03.386	8 - 1:03.108	
4 - 1:03.096	9 - 1:03.113	
5 - 1:03.020	10 - 1:03.131	
33	Graham CARROLL	Van Diemen RF91
1 - 1:09.431	6 - 1:04.025	11 - 1:03.756
2 - 1:03.602	7 - 1:04.217	12 - 1:04.037
3 - 1:03.854	8 - 1:03.554	
4 - 1:03.827	9 - 1:03.554	
5 - 1:03.810	10 - 1:03.802	

Weather/Track: Sun/Dry

www.mstworld.com

Page 2 of 6

Silverstone
Circuit Length = 1.6390 miles.
Start: 13:04 End: 13:17

Printed - 13:19 Sunday, 03 November 2013

Walter Hayes Trophy

SEMI FINAL 1 - LAP ANALYSIS - Silverstone - 02-03 November 2013

(contd.)

34	Peter DEMPSEY	Swift SC92F
1 - 1:10.298	6 - 1:04.543	11 - 1:04.366
2 - 1:04.530	7 - 1:04.144	12 - 1:04.642
3 - 1:04.587	8 - 1:04.327	
4 - 1:04.631	9 - 1:04.752	
5 - 1:03.976	10 - 1:03.923	
35	John FERGUSON	Spectrum 012C
1 - 1:10.977	6 - 1:05.454	11 - 1:04.104
2 - 1:05.259	7 - 1:04.294	12 - 1:04.200
3 - 1:03.990	8 - 1:04.231	
4 - 1:06.677	9 - 1:03.850	
5 - 1:04.230	10 - 1:03.570	
45	Klaus DIETER-HACKEL	Van Diemen RF88
1 - 1:14.130	6 - 1:05.617	11 - 1:06.196
2 - 1:05.749	7 - 1:05.665	12 - 1:05.178
3 - 1:05.614	8 - 1:05.558	
4 - 1:07.749	9 - 1:06.274	
5 - 1:05.547	10 - 1:06.055	
56	Joey FOSTER	Ray GR10
1 - 1:06.699	6 - 1:03.081	11 - 1:02.948
2 - 1:03.327	7 - 1:03.044	12 - 1:03.010
3 - 1:03.424	8 - 1:03.164	
4 - 1:03.131	9 - 1:02.916	
5 - 1:03.142	10 - 1:02.816	
60	Morgan DEMPSEY	Van Diemen RF00
1 - 1:10.858	6 - 1:04.484	11 - 1:03.898
2 - 1:04.909	7 - 1:04.243	12 - 1:04.056
3 - 1:04.116	8 - 1:04.284	
4 - 1:04.456	9 - 1:04.876	
5 - 1:03.361	10 - 1:04.649	
61	Ryan CAMPBELL	Swift SC95
1 - 1:15.107	6 - 1:05.846	11 - 1:05.063
2 - 1:05.883	7 - 1:06.789	12 - 1:05.736
3 - 1:05.331	8 - 1:06.557	
4 - 1:08.059	9 - 1:05.786	
5 - 1:06.701	10 - 1:05.713	

Weather/Track: Sun/Dry

www.mstworld.com

Page 3 of 6

Silverstone
Circuit Length = 1.6390 miles.
Start: 13:04 End: 13:17

Printed - 13:19 Sunday, 03 November 2013

Walter Hayes Trophy

SEMI FINAL 1 - LAP ANALYSIS - Silverstone - 02-03 November 2013

(contd.)

62	Adam HIGGINS	Van Diemen JL12K
1 -	1:12.014	
2 -	1:05.635	
3 -	1:03.897	
4 -	1:06.080	
5 -	1:03.935	
63	Bob HIGGINS	Van Diemen RF94
1 -	1:13.460	6 - 1:05.588
2 -	1:05.735	7 - 1:05.319
3 -	1:05.865	8 - 1:05.243
4 -	1:06.515	9 - 1:05.755
5 -	1:12.262	10 - 1:05.374
64	Richard HIGGINS	Van Diemen RF90
65	Adam QUARTERMAINE	Van Diemen RF99
1 -	1:14.315	6 - 1:04.514
2 -	1:05.482	7 - 1:05.138
3 -	1:04.605	8 - 1:04.246
4 -	1:05.714	9 - 1:04.142
5 -	1:04.286	10 - 1:04.205
66	Jonny MCMULLAN	Mondiale 89S
1 -	1:10.781	6 - 1:03.711
2 -	1:04.742	7 - 1:03.943
3 -	1:04.306	8 - 1:04.007
4 -	1:05.500	9 - 1:04.383
5 -	1:03.892	10 - 1:04.887
70	Sean DOYLE	Van Diemen RF2000
1 -	1:11.401	6 - 1:04.586
2 -	1:05.039	7 - 1:04.242
3 -	1:03.886	8 - 1:04.438
4 -	1:06.666	9 - 1:03.806
5 -	1:04.462	10 - 1:04.007

Weather/Track: Sun/Dry

www.mstworld.com

Page 4 of 6

Silverstone
Circuit Length = 1.6390 miles.
Start: 13:04 End: 13:17

Printed - 13:19 Sunday, 03 November 2013

Walter Hayes Trophy

SEMI FINAL 1 - LAP ANALYSIS - Silverstone - 02-03 November 2013

(contd.)

76	Jake BYRNE	Ray GR13
1 - 1:11.098 2 - 1:05.054 3 - 1:04.966 4 - 1:05.604 5 - 1:04.650		
80	Scott MALVERN	Spectrum
1 - 1:06.388 6 - 1:02.854 11 - 1:02.768 2 - 1:03.191 7 - 1:02.941 12 - 1:02.907 3 - 1:02.859 8 - 1:02.617 4 - 1:02.791 9 - 1:02.653 5 - 1:02.587 10 - 1:02.645		
90	Josh BARNETT	Van Diemen BR001
1 - 1:12.289 6 - 1:05.290 11 - 1:04.215 2 - 1:04.755 7 - 1:05.004 12 - 1:03.879 3 - 1:04.264 8 - 1:04.351 4 - 1:06.125 9 - 1:04.294 5 - 1:04.753 10 - 1:04.010		
91	Jamesy HAGAN	Reynard FF84
1 - 1:15.516 6 - 1:06.078 11 - 1:05.324 2 - 1:06.034 7 - 1:06.393 12 - 1:05.133 3 - 1:05.404 8 - 1:06.056 4 - 1:07.596 9 - 1:06.145 5 - 1:06.697 10 - 1:06.041		
92	Stuart GOUGH	Van Diemen RF92
1 - 1:11.701 2 - 1:05.162 3 - 1:15.457P		
93	Nick TANDY	Van Diemen RF92
1 - 1:07.349 6 - 1:04.239 2 - 1:03.797 7 - 1:07.066 3 - 1:03.778 8 - 1:33.311P 4 - 1:04.531 5 - 1:04.393		

Weather/Track: Sun/Dry

www.mstworld.com

Page 5 of 6

Silverstone
Circuit Length = 1.6390 miles.
Start: 13:04 End: 13:17

Printed - 13:19 Sunday, 03 November 2013

Walter Hayes Trophy

SEMI FINAL 1 - LAP ANALYSIS - Silverstone - 02-03 November 2013

(contd.)

97	Luke COOPER	Swift SC92
1 - 1:08.125		
2 - 1:04.318		
3 - 1:03.825		
4 - 1:03.344		
123	Chris MEALIN	Ray GRS 07
1 - 1:10.605	6 - 1:05.455	11 - 1:04.287
2 - 1:04.764	7 - 1:04.838	12 - 1:04.144
3 - 1:04.240	8 - 1:04.595	
4 - 1:24.848	9 - 1:04.387	
5 - 1:05.255	10 - 1:04.362	
130	Stuart JONES	Van Diemen RF05
1 - 1:14.953	6 - 1:05.946	11 - 1:04.855
2 - 1:05.686	7 - 1:07.081	12 - 1:04.841
3 - 1:05.465	8 - 1:05.197	
4 - 1:07.835	9 - 1:05.551	
5 - 1:06.502	10 - 1:04.702	
145	Geoff RICHARDSON	Van Diemen RF03
1 - 1:11.617	6 - 1:05.547	11 - 1:04.805
2 - 1:05.001	7 - 1:16.361	12 - 1:04.862
3 - 1:04.913	8 - 1:04.850	
4 - 1:06.319	9 - 1:04.804	
5 - 1:04.264	10 - 1:04.488	
159	Vincenzo SOSPIRI	Van Diemen RF88
1 - 1:12.689	6 - 1:04.713	11 - 1:04.862
2 - 1:04.623	7 - 1:04.252	12 - 1:04.675
3 - 1:04.629	8 - 1:04.215	
4 - 1:06.066	9 - 1:04.017	
5 - 1:04.445	10 - 1:04.255	
189	Josh FISHER	Raynard Fford
1 - 1:09.211	6 - 1:03.694	11 - 1:03.522
2 - 1:04.442	7 - 1:03.932	12 - 1:03.809
3 - 1:03.502	8 - 1:03.448	
4 - 1:03.501	9 - 1:03.455	
5 - 1:03.328	10 - 1:03.427	

Weather/Track: Sun/Dry

www.mstworld.com

Page 6 of 6

Silverstone
Circuit Length = 1.6390 miles.
Start: 13:04 End: 13:17

Printed - 13:19 Sunday, 03 November 2013

Walter Hayes Trophy

SEMI FINAL 1 - LAP CHART - Silverstone - 02-03 November 2013

Lap 1			Lap 2			Lap 3			Lap 4			Lap 5		
No	Behind	Laptime	No	Behind	Laptime	No	Behind	Laptime	No	Behind	Laptime	No	Behind	Laptime
80		1:06.388	80		1:03.191	80		1:02.859	80		1:02.791	80		1:02.587
56	0.311	1:06.699	56	0.447	1:03.327	56	1.012	1:03.424	22	1.143	1:02.597	22	1.575	1:03.019
93	0.961	1:07.349	22	1.256	1:03.208	22	1.337	1:02.940	56	1.352	1:03.131	56	1.907	1:03.142
2	1.183	1:07.571	93	1.567	1:03.797	93	2.486	1:03.778	27	2.931	1:03.096	27	3.364	1:03.020
22	1.239	1:07.627	2	1.961	1:03.969	27	2.626	1:03.386	93	4.226	1:04.531	2	5.856	1:04.141
27	1.403	1:07.791	27	2.099	1:03.887	2	2.754	1:03.652	2	4.302	1:04.339	93	6.032	1:04.393
97	1.737	1:08.125	11	2.784	1:03.713	97	3.830	1:03.825	97	4.383	1:03.344	189	6.168	1:03.328
15	1.892	1:08.280	97	2.864	1:04.318	11	4.217	1:04.292	11	4.981	1:03.555	11	6.623	1:04.229
11	2.262	1:08.650	15	3.266	1:04.565	33	4.449	1:03.854	189	5.427	1:03.501	33	6.708	1:03.810
19	2.632	1:09.020	33	3.454	1:03.602	15	4.533	1:04.126	33	5.485	1:03.827	15	6.979	1:04.047
189	2.823	1:09.211	19	3.712	1:04.271	189	4.717	1:03.502	15	5.519	1:03.777	19	7.228	1:04.048
33	3.043	1:09.431	189	4.074	1:04.442	19	4.940	1:04.087	19	5.767	1:03.618	10	9.720	1:03.713
34	3.910	1:10.298	34	5.249	1:04.530	10	6.892	1:04.376	10	8.594	1:04.493	60	9.884	1:03.361
123	4.217	1:10.605	10	5.375	1:04.400	34	6.977	1:04.587	34	8.817	1:04.631	34	10.206	1:03.976
10	4.166	1:10.554	123	5.790	1:04.764	123	7.171	1:04.240	60	9.110	1:04.456	66	11.405	1:03.892
66	4.393	1:10.781	66	5.944	1:04.742	66	7.391	1:04.306	66	10.100	1:05.500	35	13.317	1:04.230
60	4.470	1:10.858	60	6.188	1:04.909	60	7.445	1:04.116	76	11.493	1:05.604	76	13.556	1:04.650
35	4.589	1:10.977	76	6.573	1:05.054	35	7.788	1:03.990	35	11.674	1:06.677	70	13.638	1:04.462
76	4.710	1:11.098	35	6.657	1:05.259	70	7.888	1:03.886	70	11.763	1:06.666	62	13.745	1:03.935
70	5.013	1:11.401	70	6.861	1:05.039	76	8.680	1:04.966	90	12.204	1:06.125	145	14.298	1:04.264
145	5.229	1:11.617	145	7.039	1:05.001	90	8.870	1:04.264	62	12.397	1:06.080	90	14.370	1:04.753
92	5.313	1:11.701	92	7.284	1:05.162	145	9.093	1:04.913	145	12.621	1:06.319	159	14.636	1:04.445
62	5.626	1:12.014	90	7.465	1:04.755	62	9.108	1:03.897	159	12.778	1:06.066	7	15.602	1:04.463
90	5.901	1:12.289	159	7.733	1:04.623	159	9.503	1:04.629	7	13.726	1:05.976	65	16.586	1:04.286
159	6.301	1:12.689	62	8.070	1:05.635	7	10.541	1:04.690	65	14.887	1:05.714	45	20.973	1:05.547
7	6.860	1:13.248	7	8.710	1:05.041	65	11.964	1:04.605	63	16.346	1:06.515	130	22.625	1:06.502
63	7.072	1:13.460	63	9.616	1:05.735	63	12.622	1:05.865	45	18.013	1:07.749	24	22.949	1:06.713
45	7.742	1:14.130	65	10.218	1:05.482	45	13.055	1:05.614	130	18.710	1:07.835	61	23.265	1:06.701
65	7.927	1:14.315	45	10.300	1:05.749	24	13.201	1:05.454	24	18.823	1:08.413	91	23.431	1:06.697
24	8.394	1:14.782	24	10.606	1:05.403	130	13.666	1:05.465	61	19.151	1:08.059	13	24.165	1:06.722
130	8.565	1:14.953	130	11.060	1:05.686	61	13.883	1:05.331	91	19.321	1:07.596	63	26.021	1:12.262
61	8.719	1:15.107	61	11.411	1:05.883	13	14.319	1:05.583	13	20.030	1:08.502	123	31.896	1:05.255
13	8.905	1:15.293	13	11.595	1:05.881	91	14.516	1:05.404	123	29.228	1:24.848			
91	9.128	1:15.516	91	11.971	1:06.034	92	19.882	1:15.457P						

Weather/Track: Sun/Dry

www.mstworld.com

Page 1 of 3

Silverstone
Circuit Length = 1.6390 miles.
Start: 13:04 End: 13:17

Printed - 13:19 Sunday, 03 November 2013

Walter Hayes Trophy

SEMI FINAL 1 - LAP CHART - Silverstone - 02-03 November 2013

(contd.)

Lap 6			Lap 7			Lap 8			Lap 9			Lap 10		
No	Behind	Laptime	No	Behind	Laptime	No	Behind	Laptime	No	Behind	Laptime	No	Behind	Laptime
80		1:02.854	80		1:02.941	80		1:02.617	80		1:02.653	80		1:02.645
22	1.591	1:02.870	22	1.424	1:02.774	22	1.804	1:02.997	22	2.166	1:03.015	22	2.431	1:02.910
56	2.134	1:03.081	56	2.237	1:03.044	56	2.784	1:03.164	56	3.047	1:02.916	56	3.218	1:02.816
27	3.602	1:03.092	27	3.649	1:02.988	27	4.140	1:03.108	27	4.600	1:03.113	27	5.086	1:03.131
189	7.008	1:03.694	189	7.999	1:03.932	189	8.830	1:03.448	189	9.632	1:03.455	189	10.414	1:03.427
2	7.121	1:04.119	2	8.165	1:03.985	2	9.174	1:03.626	2	9.816	1:03.295	2	10.849	1:03.678
93	7.417	1:04.239	11	8.909	1:04.048	11	9.810	1:03.518	11	10.932	1:03.775	11	11.997	1:03.710
11	7.802	1:04.033	15	9.131	1:03.859	33	10.092	1:03.554	33	10.993	1:03.554	33	12.150	1:03.802
33	7.879	1:04.025	33	9.155	1:04.217	15	10.452	1:03.938	19	11.682	1:03.719	15	12.358	1:03.295
15	8.213	1:04.088	19	9.625	1:04.003	19	10.616	1:03.608	15	11.708	1:03.909	19	12.980	1:03.943
19	8.563	1:04.189	93	11.542	1:07.066	10	14.368	1:04.420	10	16.315	1:04.600	34	18.185	1:03.923
60	11.514	1:04.484	10	12.565	1:03.748	60	14.483	1:04.284	66	16.384	1:04.383	10	18.509	1:04.839
10	11.758	1:04.892	60	12.816	1:04.243	66	14.654	1:04.007	60	16.706	1:04.876	66	18.626	1:04.887
34	11.895	1:04.543	34	13.098	1:04.144	34	14.808	1:04.327	34	16.907	1:04.752	60	18.710	1:04.649
66	12.262	1:03.711	66	13.264	1:03.943	70	18.492	1:04.438	70	19.645	1:03.806	35	21.006	1:03.570
70	15.370	1:04.586	70	16.671	1:04.242	35	18.884	1:04.231	35	20.081	1:03.850	70	21.007	1:04.007
35	15.917	1:05.454	35	17.270	1:04.294	159	19.404	1:04.215	159	20.768	1:04.017	159	22.378	1:04.255
159	16.495	1:04.713	159	17.806	1:04.252	90	20.603	1:04.351	90	22.244	1:04.294	90	23.609	1:04.010
90	16.806	1:05.290	90	18.869	1:05.004	65	22.072	1:04.246	65	23.561	1:04.142	65	25.121	1:04.205
145	16.991	1:05.547	65	20.443	1:05.138	7	22.991	1:04.851	7	24.946	1:04.608	7	27.042	1:04.741
7	17.983	1:05.235	7	20.757	1:05.715	45	29.401	1:05.558	45	33.022	1:06.274	45	36.432	1:06.055
65	18.246	1:04.514	45	26.460	1:05.665	130	32.437	1:05.197	145	34.795	1:04.804	145	36.638	1:04.488
45	23.736	1:05.617	130	29.857	1:07.081	145	32.644	1:04.850	130	35.335	1:05.551	130	37.392	1:04.702
130	25.717	1:05.946	61	30.105	1:06.789	91	33.546	1:06.056	24	36.609	1:05.647	63	39.590	1:05.374
24	26.003	1:05.908	91	30.107	1:06.393	24	33.615	1:05.750	63	36.861	1:05.755	24	39.670	1:05.706
61	26.257	1:05.846	145	30.411	1:16.361	63	33.759	1:05.243	91	37.038	1:06.145	61	40.246	1:05.713
91	26.655	1:06.078	24	30.482	1:07.420	61	34.045	1:06.557	61	37.178	1:05.786	91	40.434	1:06.041
13	27.276	1:05.965	13	30.866	1:06.531	13	34.586	1:06.337	13	37.753	1:05.820	13	40.778	1:05.670
63	28.755	1:05.588	63	31.133	1:05.319	123	38.372	1:04.595	123	40.106	1:04.387	123	41.823	1:04.362
123	34.497	1:05.455	123	36.394	1:04.838	93	42.236	1:33.311P						

Weather/Track: Sun/Dry

www.mstworld.com

Page 2 of 3

Silverstone
Circuit Length = 1.6390 miles.
Start: 13:04 End: 13:17

Printed - 13:19 Sunday, 03 November 2013

Walter Hayes Trophy

SEMI FINAL 1 - LAP CHART - Silverstone - 02-03 November 2013

(contd.)

Lap 11			Lap 12			Lap 13			Lap 14			Lap 15		
No	Behind	Laptime	No	Behind	Laptime	No	Behind	Laptime	No	Behind	Laptime	No	Behind	Laptime
80		1:02.768	80		1:02.907									
22	2.624	1:02.961	22	2.619	1:02.902									
56	3.398	1:02.948	56	3.501	1:03.010									
27	5.507	1:03.189	27	5.862	1:03.262									
189	11.168	1:03.522	2	11.994	1:03.458									
2	11.443	1:03.362	189	12.070	1:03.809									
11	12.999	1:03.770	11	14.220	1:04.128									
33	13.138	1:03.756	33	14.268	1:04.037									
15	13.412	1:03.822	19	14.458	1:03.777									
19	13.588	1:03.376	15	14.576	1:04.071									
10	19.564	1:03.823	60	20.989	1:04.056									
66	19.709	1:03.851	10	21.517	1:04.860									
34	19.783	1:04.366	34	21.518	1:04.642									
60	19.840	1:03.898	66	21.635	1:04.833									
35	22.342	1:04.104	70	23.596	1:04.089									
70	22.414	1:04.175	35	23.635	1:04.200									
159	24.472	1:04.862	90	26.028	1:03.879									
90	25.056	1:04.215	159	26.240	1:04.675									
65	26.604	1:04.251	65	27.930	1:04.233									
7	29.151	1:04.877	7	31.391	1:05.147									
145	38.675	1:04.805	145	40.630	1:04.862									
130	39.479	1:04.855	130	41.413	1:04.841									
45	39.860	1:06.196	45	42.131	1:05.178									
63	42.230	1:05.408	24	44.483	1:04.767									
61	42.541	1:05.063	123	44.579	1:04.144									
24	42.623	1:05.721	63	45.064	1:05.741									
91	42.990	1:05.324	91	45.216	1:05.133									
13	43.340	1:05.330	61	45.370	1:05.736									
123	43.342	1:04.287	13	45.669	1:05.236									

Weather/Track: Sun/Dry

www.mstworld.com

Page 3 of 3


Silverstone
Circuit Length = 1.6390 miles.
Start: 13:04 End: 13:17

Printed - 13:19 Sunday, 03 November 2013

Walter Hayes Trophy

SEMI FINAL 2 - STARTING GRID - Silverstone - 02-03 November 2013

ROW 18	23	BLIJLEVEN	67	GLYNN	
ROW 17		86	TOYNE	21	BICKERS
ROW 16	42	MCALLISTER	8	MCARTHUR	
ROW 15		48	JAY	37	ANDERSON
ROW 14	17	TOFTS	83	GHINN	
ROW 13		117	BULL	51	PORTER
ROW 12	128	MCCULLOUGH	79	DRAGHICESCU	
ROW 11		73	TARLING	55	ROBINSON
ROW 10	32	SVENSSON	9	FISHER	
ROW 9		30	COLE	74	JARDINE
ROW 8	58	CROSBIE	3	ORGE	
ROW 7		26	SMYTH	52	RAVEN
ROW 6	111	NORTON	110	MOAKES	
ROW 5		53	CROSSEY	12	DUNNE
ROW 4	72	HOAD	28	GOUGH	
ROW 3		5	O'HARA	78	AHMED
ROW 2	20	MIDDLEHURST	120	DALY	
ROW 1		25	MOYERS	94	WHITE
					POLE



RESERVES - 40, 171, 54, 99

Silverstone
Circuit Length = 1.6390 miles.

Clerk of the Course:

Timekeeper:

Walter Hayes Trophy

SEMI FINAL 2 - CLASSIFICATION - Silverstone - 02-03 November 2013

POS	NO	CL	DRIVER	NAT	CAR	TIME	LAPS	GAP	MPH	BEST
1	5		Kevin O'HARA		Van Diemen RF10	8:30.245	8		91.92	1:02.720
2	94		Oliver WHITE		Van Diemen RF01	8:30.520	8	0.275	91.87	1:02.660
3	111		Ben NORTON		Spectrum 010B	8:31.135	8	0.890	91.76	1:02.605
4	25		Michael MOYERS		Spectrum 011C	8:31.311	8	1.066	91.73	1:03.266
5	53		Ashley CROSSEY		Spectrum 011C	8:32.370	8	2.125	91.54	1:02.872
6	20		Chris MIDDLEHURST		Ray GR08/09	8:32.758	8	2.513	91.47	1:03.342
7	58		Doug CROSBIE		Van Diemen RF00	8:33.030	8	2.785	91.42	1:03.119
8	55		Noel ROBINSON		Van Diemen JL012K	8:35.107	8	4.862	91.05	1:03.429
9	3		Roger ORGEE		Van Diemen RF00	8:35.326	8	5.081	91.01	1:03.324
10	21		Joey BICKERS		Ray	8:37.425	8	7.180	90.65	1:03.349
11	32		John SVENSSON		Van Diemen RF91	8:37.810	8	7.565	90.58	1:03.640
12	117		Oliver BULL		Swift SC92F	8:39.829	8	9.584	90.23	1:03.560
13	52		James RAVEN		Swift SC10	8:40.050	8	9.805	90.19	1:03.428
14	120		Stephen DALY		Ray GR11	8:41.369	8	11.124	89.96	1:04.222
15	30		James COLE		Jamun	8:41.568	8	11.323	89.93	1:03.623
16	74		Jamie JARDINE		Reynard 83FF	8:42.114	8	11.869	89.83	1:04.041
17	12		Noel DUNNE		Van Diemen Kent	8:42.230	8	11.985	89.81	1:03.369
18	37		Ben ANDERSON		Ray GRS07	8:42.722	8	12.477	89.73	1:04.058
19	51		Joe PORTER		Van Diemen 92	8:44.811	8	14.566	89.37	1:04.215
20	83		Gaius GHINN		Van Diemen RF00	8:47.157	8	16.912	88.97	1:04.405
21	73	H	Richard TARLING		Van Diemen RF80	8:47.568	8	17.323	88.90	1:04.614
22	79	H	Mark DRAGHICESCU		Merlyn Mk20a	8:53.816	8	23.571	87.86	1:04.878
23	86	H	Simon TOYNE		Lola T200	8:55.107	8	24.862	87.65	1:05.122
24	23		Jaap BLIJLEVEN		Reynard FF88	8:55.143	8	24.898	87.64	1:05.356
25	48		Vincent JAY		Ray GR10	8:58.858	8	28.613	87.04	1:04.253
26	42		Hamish MCALLISTER		Van Diemen JL012K	8:59.211	8	28.966	86.98	1:04.432

NOT CLASSIFIED

17			Neil TOFTS		Mygale SJ08	5:45.140	5	D.N.F.	84.61	1:04.670
26			Neville SMYTH		Ray GRS09	4:43.542	4	D.N.F.	82.18	1:03.288
72			Jonathan HOAD		Van Diemen RF90	3:32.002	3	D.N.F.	82.08	1:07.810

FASTEST LAP

111			Ben NORTON		Spectrum 010B	1:02.605	5	94.24mph	151.67kph	
73	H		Richard TARLING		Van Diemen RF80	1:04.614	2	91.31mph	146.96kph	

Cars 8, 9, 28, 67, 78, 110, 128 - did not take restart after red flag.

Weather/Track: Sun/Dry

These results are provisional until the conclusion of any judicial and technical matters.

Silverstone

Circuit Length = 1.6390 miles.

Start: 13:51 End: 14:00

Clerk of the Course:

Timekeeper:

Walter Hayes Trophy

SEMI FINAL 2 - LAP ANALYSIS - Silverstone - 02-03 November 2013

3	Roger ORGEE	Van Diemen RF00
1 - 1:08.896	6 - 1:03.404	
2 - 1:03.843	7 - 1:04.165	
3 - 1:03.493	8 - 1:03.757	
4 - 1:04.444		
5 - 1:03.324		
5	Kevin O'HARA	Van Diemen RF10
1 - 1:06.868	6 - 1:03.462	
2 - 1:03.957	7 - 1:03.398	
3 - 1:03.582	8 - 1:02.720	
4 - 1:03.237		
5 - 1:03.021		
12	Noel DUNNE	Van Diemen Kent
1 - 1:07.955	6 - 1:04.105	
2 - 1:03.716	7 - 1:03.369	
3 - 1:03.651	8 - 1:03.405	
4 - 1:12.154		
5 - 1:03.875		
17	Neil TOFTS	Mygale SJ08
1 - 1:11.496		
2 - 1:05.154		
3 - 1:04.670		
4 - 1:05.106		
5 - 1:18.714P		
20	Chris MIDDLEHURST	Ray GR08/09
1 - 1:07.669	6 - 1:03.452	
2 - 1:03.689	7 - 1:03.596	
3 - 1:03.758	8 - 1:03.853	
4 - 1:03.342		
5 - 1:03.399		
21	Joey BICKERS	Ray
1 - 1:10.704	6 - 1:03.871	
2 - 1:04.133	7 - 1:04.134	
3 - 1:03.349	8 - 1:03.903	
4 - 1:03.679		
5 - 1:03.652		

Cars 8, 9, 28, 67, 78, 110, 128 - did not take restart after red flag.
Weather/Track: Sun/Dry

Walter Hayes Trophy

SEMI FINAL 2 - LAP ANALYSIS - Silverstone - 02-03 November 2013

(contd.)

23	Jaap BLIJLEVEN	Reynard FF88
1 - 1:13.987	6 - 1:05.542	
2 - 1:06.282	7 - 1:05.397	
3 - 1:05.356	8 - 1:06.273	
4 - 1:06.492		
5 - 1:05.814		
25	Michael MOYERS	Spectrum 011C
1 - 1:07.122	6 - 1:03.563	
2 - 1:03.626	7 - 1:03.383	
3 - 1:03.361	8 - 1:03.511	
4 - 1:03.266		
5 - 1:03.479		
26	Neville SMYTH	Ray GRS09
1 - 1:07.771		
2 - 1:03.711		
3 - 1:03.288		
4 - 1:28.772P		
28	Ian GOUGH	Van Diemen RF92
30	James COLE	Jamun
1 - 1:12.235	6 - 1:03.627	
2 - 1:05.003	7 - 1:03.937	
3 - 1:04.273	8 - 1:04.131	
4 - 1:04.739		
5 - 1:03.623		
32	John SVENSSON	Van Diemen RF91
1 - 1:10.337	6 - 1:03.907	
2 - 1:04.086	7 - 1:04.010	
3 - 1:04.077	8 - 1:03.991	
4 - 1:03.762		
5 - 1:03.640		

Cars 8, 9, 28, 67, 78, 110, 128 - did not take restart after red flag.
Weather/Track: Sun/Dry

Silverstone
Circuit Length = 1.6390 miles.
Start: 13:51 End: 14:00

Walter Hayes Trophy

SEMI FINAL 2 - LAP ANALYSIS - Silverstone - 02-03 November 2013

(contd.)

37	Ben ANDERSON	Ray GRS07
1 - 1:11.798	6 - 1:04.604	
2 - 1:05.295	7 - 1:04.103	
3 - 1:04.058	8 - 1:04.308	
4 - 1:04.484		
5 - 1:04.072		
42	Hamish MCALLISTER	Van Diemen JL012K
1 - 1:13.453	6 - 1:04.448	
2 - 1:04.979	7 - 1:04.932	
3 - 1:04.527	8 - 1:17.572	
4 - 1:04.432		
5 - 1:04.868		
48	Vincent JAY	Ray GR10
1 - 1:14.255	6 - 1:04.391	
2 - 1:04.862	7 - 1:05.031	
3 - 1:04.253	8 - 1:16.638	
4 - 1:04.386		
5 - 1:05.042		
51	Joe PORTER	Van Diemen 92
1 - 1:12.945	6 - 1:04.452	
2 - 1:05.029	7 - 1:04.699	
3 - 1:04.402	8 - 1:04.622	
4 - 1:04.447		
5 - 1:04.215		
52	James RAVEN	Swift SC10
1 - 1:12.650	6 - 1:03.765	
2 - 1:04.889	7 - 1:03.428	
3 - 1:04.007	8 - 1:03.592	
4 - 1:04.110		
5 - 1:03.609		
53	Ashley CROSSEY	Spectrum 011C
1 - 1:08.118	6 - 1:03.294	
2 - 1:03.772	7 - 1:03.198	
3 - 1:03.542	8 - 1:03.382	
4 - 1:04.192		
5 - 1:02.872		

Cars 8, 9, 28, 67, 78, 110, 128 - did not take restart after red flag.
Weather/Track: Sun/Dry

Walter Hayes Trophy

SEMI FINAL 2 - LAP ANALYSIS - Silverstone - 02-03 November 2013

(contd.)

55	Noel ROBINSON	Van Diemen JL012K
1 - 1:09.956	6 - 1:03.627	
2 - 1:03.453	7 - 1:04.196	
3 - 1:03.493	8 - 1:03.434	
4 - 1:03.429		
5 - 1:03.519		
58	Doug CROSBIE	Van Diemen RF00
1 - 1:08.621	6 - 1:03.139	
2 - 1:04.179	7 - 1:03.322	
3 - 1:03.584	8 - 1:03.388	
4 - 1:03.678		
5 - 1:03.119		
67	Emmet GLYNN	Ray GRS07
72	Jonathan HOAD	Van Diemen RF90
1 - 1:10.152		
2 - 1:07.810		
3 - 1:14.040P		
73	Richard TARLING	Van Diemen RF80
1 - 1:10.838	6 - 1:04.936	
2 - 1:04.614	7 - 1:06.105	
3 - 1:05.190	8 - 1:05.062	
4 - 1:05.487		
5 - 1:05.336		
74	Jamie JARDINE	Reynard 83FF
1 - 1:11.232	6 - 1:04.751	
2 - 1:04.915	7 - 1:04.176	
3 - 1:04.604	8 - 1:04.075	
4 - 1:04.320		
5 - 1:04.041		

Cars 8, 9, 28, 67, 78, 110, 128 - did not take restart after red flag.
Weather/Track: Sun/Dry

Silverstone
Circuit Length = 1.6390 miles.
Start: 13:51 End: 14:00

Walter Hayes Trophy

SEMI FINAL 2 - LAP ANALYSIS - Silverstone - 02-03 November 2013

(contd.)

78	Abdul AHMED	Van Diemen RF89
79	Mark DRAGHICESCU	Merlyn Mk20a
1 - 1:14.487	6 - 1:05.562	
2 - 1:05.925	7 - 1:06.231	
3 - 1:05.333	8 - 1:05.740	
4 - 1:05.660		
5 - 1:04.878		
83	Gaius GHINN	Van Diemen RF00
1 - 1:11.982	6 - 1:04.580	
2 - 1:05.782	7 - 1:05.380	
3 - 1:04.823	8 - 1:05.289	
4 - 1:04.405		
5 - 1:04.916		
86	Simon TOYNE	Lola T200
1 - 1:14.122	6 - 1:05.122	
2 - 1:05.780	7 - 1:07.169	
3 - 1:05.321	8 - 1:06.158	
4 - 1:05.861		
5 - 1:05.574		
94	Oliver WHITE	Van Diemen RF01
1 - 1:07.034	6 - 1:02.910	
2 - 1:03.413	7 - 1:03.365	
3 - 1:03.870	8 - 1:03.025	
4 - 1:04.243		
5 - 1:02.660		
111	Ben NORTON	Spectrum 010B
1 - 1:09.027	6 - 1:02.790	
2 - 1:03.345	7 - 1:03.197	
3 - 1:03.429	8 - 1:03.205	
4 - 1:03.537		
5 - 1:02.605		

Cars 8, 9, 28, 67, 78, 110, 128 - did not take restart after red flag.
Weather/Track: Sun/Dry

Walter Hayes Trophy

SEMI FINAL 2 - LAP ANALYSIS - Silverstone - 02-03 November 2013

(contd.)

117	Oliver BULL	Swift SC92F
1 - 1:11.078	6 - 1:04.262	
2 - 1:04.508	7 - 1:03.992	
3 - 1:04.358	8 - 1:03.729	
4 - 1:03.560		
5 - 1:04.342		
120	Stephen DALY	Ray GR11
1 - 1:10.141	6 - 1:04.741	
2 - 1:04.611	7 - 1:04.469	
3 - 1:04.255	8 - 1:04.374	
4 - 1:04.222		
5 - 1:04.556		

Cars 8, 9, 28, 67, 78, 110, 128 - did not take restart after red flag.
Weather/Track: Sun/Dry

Walter Hayes Trophy

SEMI FINAL 2 - LAP CHART - Silverstone - 02-03 November 2013

Lap 1			Lap 2			Lap 3			Lap 4			Lap 5		
No	Behind	Laptime	No	Behind	Laptime	No	Behind	Laptime	No	Behind	Laptime	No	Behind	Laptime
5		1:06.868	94		1:03.413	25		1:03.361	25		1:03.266	5		1:03.021
94	0.166	1:07.034	25	0.301	1:03.626	94	0.208	1:03.870	5	0.269	1:03.237	25	0.189	1:03.479
25	0.254	1:07.122	5	0.378	1:03.957	5	0.298	1:03.582	20	1.083	1:03.342	94	0.555	1:02.660
20	0.801	1:07.669	20	0.911	1:03.689	26	0.661	1:03.288	94	1.185	1:04.243	20	1.192	1:03.399
26	0.903	1:07.771	26	1.035	1:03.711	20	1.007	1:03.758	111	1.963	1:03.537	111	1.278	1:02.605
12	1.087	1:07.955	12	1.224	1:03.716	12	1.213	1:03.651	53	2.249	1:04.192	53	1.831	1:02.872
53	1.250	1:08.118	53	1.443	1:03.772	53	1.323	1:03.542	58	2.687	1:03.678	58	2.516	1:03.119
58	1.753	1:08.621	111	1.925	1:03.345	111	1.692	1:03.429	55	2.956	1:03.429	55	3.185	1:03.519
3	2.028	1:08.896	3	2.292	1:03.843	3	2.123	1:03.493	3	3.301	1:04.444	3	3.335	1:03.324
111	2.159	1:09.027	58	2.353	1:04.179	58	2.275	1:03.584	21	4.490	1:03.679	21	4.852	1:03.652
55	3.088	1:09.956	55	2.962	1:03.453	55	2.793	1:03.493	32	4.887	1:03.762	32	5.237	1:03.640
120	3.273	1:10.141	32	3.976	1:04.086	21	4.077	1:03.349	120	5.854	1:04.222	120	7.120	1:04.556
72	3.284	1:10.152	120	4.305	1:04.611	32	4.391	1:04.077	117	6.129	1:03.560	117	7.181	1:04.342
32	3.469	1:10.337	21	4.390	1:04.133	120	4.898	1:04.255	74	7.696	1:04.320	74	8.447	1:04.041
21	3.836	1:10.704	73	5.005	1:04.614	117	5.835	1:04.358	37	8.260	1:04.484	52	8.600	1:03.609
73	3.970	1:10.838	117	5.139	1:04.508	73	6.533	1:05.190	52	8.281	1:04.110	37	9.042	1:04.072
117	4.210	1:11.078	74	5.700	1:04.915	74	6.642	1:04.604	73	8.754	1:05.487	30	9.208	1:03.623
74	4.364	1:11.232	17	6.203	1:05.154	37	7.042	1:04.058	30	8.875	1:04.739	51	10.373	1:04.215
17	4.628	1:11.496	37	6.646	1:05.295	17	7.211	1:04.670	17	9.051	1:05.106	12	10.686	1:03.875
37	4.930	1:11.798	30	6.791	1:05.003	30	7.402	1:04.273	51	9.448	1:04.447	73	10.800	1:05.336
83	5.114	1:11.982	52	7.092	1:04.889	52	7.437	1:04.007	83	9.617	1:04.405	83	11.243	1:04.916
30	5.367	1:12.235	83	7.317	1:05.782	51	8.267	1:04.402	42	10.016	1:04.432	42	11.594	1:04.868
52	5.782	1:12.650	72	7.515	1:07.810	83	8.478	1:04.823	12	10.101	1:12.154	48	12.133	1:05.042
51	6.077	1:12.945	51	7.527	1:05.029	42	8.850	1:04.527	48	10.381	1:04.386	79	15.618	1:04.878
42	6.585	1:13.453	42	7.985	1:04.979	48	9.261	1:04.253	86	13.709	1:05.861	86	15.993	1:05.574
23	7.119	1:13.987	48	8.670	1:04.862	86	11.114	1:05.321	79	14.030	1:05.660	23	17.266	1:05.814
86	7.254	1:14.122	86	9.455	1:05.780	23	11.516	1:05.356	23	14.742	1:06.492	17	24.475	1:18.714P
48	7.387	1:14.255	23	9.822	1:06.282	79	11.636	1:05.333	26	26.167	1:28.772P			
79	7.619	1:14.487	79	9.965	1:05.925	72	17.893	1:14.040P						

Cars 8, 9, 28, 67, 78, 110, 128 - did not take restart after red flag.
Weather/Track: Sun/Dry

Silverstone
Circuit Length = 1.6390 miles.
Start: 13:51 End: 14:00

Walter Hayes Trophy

SEMI FINAL 2 - LAP CHART - Silverstone - 02-03 November 2013

(contd.)


Lap 6			Lap 7			Lap 8			Lap 9			Lap 10		
No	Behind	Laptime	No	Behind	Laptime	No	Behind	Laptime	No	Behind	Laptime	No	Behind	Laptime
94		1:02.910	94		1:03.365	5		1:02.720						
71582:	47.293	1:03.462	5	0.030	1:03.398	94	0.275	1:03.025						
25	0.287	1:03.563	25	0.305	1:03.383	111	0.890	1:03.205						
111	0.603	1:02.790	111	0.435	1:03.197	25	1.066	1:03.511						
20	1.179	1:03.452	20	1.410	1:03.596	53	2.125	1:03.382						
53	1.660	1:03.294	53	1.493	1:03.198	20	2.513	1:03.853						
58	2.190	1:03.139	58	2.147	1:03.322	58	2.785	1:03.388						
3	3.274	1:03.404	3	4.074	1:04.165	55	4.862	1:03.434						
55	3.347	1:03.627	55	4.178	1:04.196	3	5.081	1:03.757						
21	5.258	1:03.871	21	6.027	1:04.134	21	7.180	1:03.903						
32	5.679	1:03.907	32	6.324	1:04.010	32	7.565	1:03.991						
117	7.978	1:04.262	117	8.605	1:03.992	117	9.584	1:03.729						
120	8.396	1:04.741	52	8.963	1:03.428	52	9.805	1:03.592						
52	8.900	1:03.765	120	9.500	1:04.469	120	11.124	1:04.374						
30	9.370	1:03.627	30	9.942	1:03.937	30	11.323	1:04.131						
74	9.733	1:04.751	74	10.544	1:04.176	74	11.869	1:04.075						
37	10.181	1:04.604	37	10.919	1:04.103	12	11.985	1:03.405						
12	11.326	1:04.105	12	11.330	1:03.369	37	12.477	1:04.308						
51	11.360	1:04.452	51	12.694	1:04.699	51	14.566	1:04.622						
73	12.271	1:04.936	42	14.144	1:04.932	83	16.912	1:05.289						
83	12.358	1:04.580	83	14.373	1:05.380	73	17.323	1:05.062						
42	12.577	1:04.448	48	14.725	1:05.031	79	23.571	1:05.740						
48	13.059	1:04.391	73	15.011	1:06.105	86	24.862	1:06.158						
86	17.650	1:05.122	79	20.581	1:06.231	23	24.898	1:06.273						
79	17.715	1:05.562	23	21.375	1:05.397	48	28.613	1:16.638						
23	19.343	1:05.542	86	21.454	1:07.169	42	28.966	1:17.572						

Cars 8, 9, 28, 67, 78, 110, 128 - did not take restart after red flag.
Weather/Track: Sun/Dry

Silverstone
Circuit Length = 1.6390 miles.
Start: 13:51 End: 14:00

Walter Hayes Trophy

HISTORIC & CLASSIC FINAL - AMENDED STARTING GRID - Silverstone - 02-03 November 2013

ROW 10		95	LOVETT		
ROW 9		122	HAGAN	69	LOWE
ROW 8		29	SIKSTROM	126	POWELL
ROW 7		18	HUBBARD	82	GETHIN
ROW 6		14	MAWHINNEY	47	WOOD
ROW 5		41	JACKSON	38	HOPTON
ROW 4		77	FOX	99	HOPES
ROW 3		40	MITCHELL	16	VERGERS
ROW 2		86	TOYNE	79	DRAGHICESCU
ROW 1		13	KESTENBAUM	73	TARLING
					POLE
					

CARS 13 & 122 will start

Silverstone
Circuit Length = 1.6390 miles.

Clerk of the Course:

Timekeeper:

Walter Hayes Trophy

HISTORIC & CLASSIC FINAL - CLASSIFICATION - Silverstone - 02-03 November 2013

POS	NO	CL	DRIVER	NAT	CAR	TIME	LAPS	GAP	MPH	BEST
1	73	H	Richard TARLING		Van Diemen RF80	13:12.214	12		88.99	1:05.384
2	40	H	Sam MITCHELL		Merlyn MK20A	13:12.291	12	0.077	88.99	1:04.753
3	86	H	Simon TOYNE		Lola T200	13:12.932	12	0.718	88.91	1:05.156
4	79	H	Mark DRAGHICESCU		Merlyn Mk20a	13:13.011	12	0.797	88.90	1:05.235
5	16	H	Michael VERGERS		Van Diemen RF78	13:15.358	12	3.144	88.64	1:04.645
6	99	H	Lloyd HOPES		PRS RH01	13:27.461	12	15.247	87.31	1:06.610
7	41	H	Simon JACKSON		Javelin JL5	13:27.465	12	15.251	87.31	1:05.895
8	47	H	Matthew WOOD		Van Diemen RF79	13:27.591	12	15.377	87.30	1:06.003
9	77	H	Dan FOX		PRS 81F	13:28.197	12	15.983	87.23	1:06.063
10	82	H	Nick GETHIN		Lola T200	13:40.372	12	28.158	85.94	1:07.109
11	38	H	Benjamin HOPTON		Van Diemen RF80	13:40.611	12	28.397	85.91	1:06.759
12	18	H	Paul HUBBARD		Crossle 25F	13:41.200	12	28.986	85.85	1:07.165
13	122	H	James HAGAN		Crossle 16F	13:41.522	12	29.308	85.82	1:07.187
14	29	H	Peter SIKSTROM		Van Diemen VD79	13:41.619	12	29.405	85.81	1:07.216
15	69	H	Dave LOWE		Lotus 69	13:42.265	12	30.051	85.74	1:07.012
16	14	H	Stephen MAWHINNEY		Crossle 32F	13:42.317	12	30.103	85.74	1:06.651
17	95	H	James LOVETT		Lola T200	14:00.630	12	48.416	83.87	1:09.075

NOT CLASSIFIED

126	H	Andy POWELL		Royale RP26	3:28.187	3	D.N.F.	83.59	1:06.898
13	H	Stuart KESTENBAUM		Van Diemen RF79		0	D.N.F.	N/A	

FASTEST LAP

16	H	Michael VERGERS		Van Diemen RF78	1:04.645	11	91.27mph	146.89kph	
----	---	-----------------	--	-----------------	----------	----	----------	-----------	--

Weather/Track: Sun/Dry

These results are provisional until the conclusion of any judicial and technical matters.

Silverstone
Circuit Length = 1.6390 miles.
Start: 14:39 End: 14:52

Clerk of the Course:

Timekeeper:

Walter Hayes Trophy

HISTORIC & CLASSIC FINAL - LAP ANALYSIS - Silverstone - 02-03 November 2013

13	Stuart KESTENBAUM	Van Diemen RF79
14	Stephen MAWHINNEY	Crossle 32F
1 - 1:13.942	6 - 1:08.777	11 - 1:07.849
2 - 1:08.632	7 - 1:07.898	12 - 1:07.619
3 - 1:07.406	8 - 1:08.273	
4 - 1:06.651	9 - 1:08.628	
5 - 1:07.614	10 - 1:09.028	
16	Michael VERGERS	Van Diemen RF78
1 - 1:18.446	6 - 1:04.906	11 - 1:04.645
2 - 1:05.621	7 - 1:04.968	12 - 1:05.373
3 - 1:05.528	8 - 1:05.181	
4 - 1:04.703	9 - 1:04.910	
5 - 1:06.085	10 - 1:04.992	
18	Paul HUBBARD	Crossle 25F
1 - 1:14.923	6 - 1:07.483	11 - 1:08.607
2 - 1:08.372	7 - 1:07.623	12 - 1:07.449
3 - 1:08.051	8 - 1:07.165	
4 - 1:07.605	9 - 1:07.225	
5 - 1:07.494	10 - 1:09.203	
29	Peter SIKSTROM	Van Diemen VD79
1 - 1:14.144	6 - 1:08.477	11 - 1:08.447
2 - 1:08.032	7 - 1:07.991	12 - 1:07.568
3 - 1:07.930	8 - 1:07.883	
4 - 1:07.216	9 - 1:08.475	
5 - 1:07.850	10 - 1:07.606	
38	Benjamin HOPTON	Van Diemen RF80
1 - 1:12.773	6 - 1:06.759	11 - 1:08.273
2 - 1:07.619	7 - 1:06.901	12 - 1:07.407
3 - 1:13.951	8 - 1:07.296	
4 - 1:07.335	9 - 1:07.055	
5 - 1:07.044	10 - 1:08.198	

Weather/Track: Sun/Dry

www.mstworld.com

Page 1 of 4

Silverstone
Circuit Length = 1.6390 miles.
Start: 14:39 End: 14:52

Printed - 14:55 Sunday, 03 November 2013

Walter Hayes Trophy

HISTORIC & CLASSIC FINAL - LAP ANALYSIS - Silverstone - 02-03 November 2013

(contd.)

40	Sam MITCHELL	Merlyn MK20A
1 - 1:10.472	6 - 1:05.544	11 - 1:05.842
2 - 1:05.798	7 - 1:05.362	12 - 1:04.753
3 - 1:05.208	8 - 1:05.444	
4 - 1:05.761	9 - 1:06.262	
5 - 1:05.821	10 - 1:06.024	
41	Simon JACKSON	Javelin JL5
1 - 1:12.894	6 - 1:05.895	11 - 1:06.913
2 - 1:07.285	7 - 1:06.202	12 - 1:07.367
3 - 1:07.409	8 - 1:06.175	
4 - 1:05.963	9 - 1:07.146	
5 - 1:06.950	10 - 1:07.266	
47	Matthew WOOD	Van Diemen RF79
1 - 1:12.080	6 - 1:06.700	11 - 1:06.190
2 - 1:06.786	7 - 1:06.634	12 - 1:07.452
3 - 1:07.179	8 - 1:06.003	
4 - 1:07.266	9 - 1:07.041	
5 - 1:08.210	10 - 1:06.050	
69	Dave LOWE	Lotus 69
1 - 1:14.658	6 - 1:08.130	11 - 1:08.262
2 - 1:08.383	7 - 1:08.210	12 - 1:07.933
3 - 1:07.785	8 - 1:08.232	
4 - 1:07.012	9 - 1:08.174	
5 - 1:07.809	10 - 1:07.677	
73	Richard TARLING	Van Diemen RF80
1 - 1:08.540	6 - 1:05.760	11 - 1:05.384
2 - 1:06.077	7 - 1:05.486	12 - 1:05.586
3 - 1:05.882	8 - 1:05.468	
4 - 1:05.974	9 - 1:06.317	
5 - 1:05.979	10 - 1:05.761	
77	Dan FOX	PRS 81F
1 - 1:11.428	6 - 1:06.561	11 - 1:06.063
2 - 1:07.315	7 - 1:06.323	12 - 1:07.293
3 - 1:07.849	8 - 1:06.862	
4 - 1:06.579	9 - 1:07.582	
5 - 1:08.040	10 - 1:06.302	

Weather/Track: Sun/Dry

www.mstworld.com

Page 2 of 4

Silverstone
Circuit Length = 1.6390 miles.
Start: 14:39 End: 14:52

Printed - 14:55 Sunday, 03 November 2013

Walter Hayes Trophy

HISTORIC & CLASSIC FINAL - LAP ANALYSIS - Silverstone - 02-03 November 2013

(contd.)

79	Mark DRAGHICESCU	Merlyn Mk20a
1 - 1:09.299	6 - 1:05.932	11 - 1:05.484
2 - 1:05.235	7 - 1:05.656	12 - 1:06.220
3 - 1:06.043	8 - 1:05.491	
4 - 1:06.195	9 - 1:05.578	
5 - 1:06.103	10 - 1:05.775	
82	Nick GETHIN	Lola T200
1 - 1:13.380	6 - 1:08.346	11 - 1:07.692
2 - 1:08.328	7 - 1:07.916	12 - 1:07.683
3 - 1:07.109	8 - 1:07.690	
4 - 1:07.637	9 - 1:07.576	
5 - 1:08.049	10 - 1:08.966	
86	Simon TOYNE	Lola T200
1 - 1:09.706	6 - 1:05.706	11 - 1:05.297
2 - 1:05.565	7 - 1:05.946	12 - 1:05.768
3 - 1:05.726	8 - 1:05.156	
4 - 1:05.967	9 - 1:06.425	
5 - 1:05.867	10 - 1:05.803	
95	James LOVETT	Lola T200
1 - 1:17.436	6 - 1:09.552	11 - 1:09.075
2 - 1:09.794	7 - 1:09.446	12 - 1:09.357
3 - 1:09.200	8 - 1:09.159	
4 - 1:09.306	9 - 1:09.465	
5 - 1:09.463	10 - 1:09.377	
99	Lloyd HOPES	PRS RH01
1 - 1:10.424	6 - 1:06.783	11 - 1:07.399
2 - 1:06.866	7 - 1:07.249	12 - 1:07.447
3 - 1:06.897	8 - 1:07.056	
4 - 1:06.610	9 - 1:06.875	
5 - 1:06.959	10 - 1:06.896	
122	James HAGAN	Crossle 16F
1 - 1:15.149	6 - 1:07.861	11 - 1:08.348
2 - 1:08.400	7 - 1:08.465	12 - 1:07.634
3 - 1:07.791	8 - 1:07.697	
4 - 1:07.351	9 - 1:07.187	
5 - 1:07.582	10 - 1:08.057	

Weather/Track: Sun/Dry

www.mstworld.com

Page 3 of 4

Silverstone
Circuit Length = 1.6390 miles.
Start: 14:39 End: 14:52

Printed - 14:55 Sunday, 03 November 2013

Walter Hayes Trophy

HISTORIC & CLASSIC FINAL - LAP ANALYSIS - Silverstone - 02-03 November 2013

(contd.)

126	Andy POWELL	Royale RP26
1 -	1:13.912	
2 -	1:07.377	
3 -	1:06.898	

Walter Hayes Trophy

HISTORIC & CLASSIC FINAL - LAP CHART - Silverstone - 02-03 November 2013

Lap 1			Lap 2			Lap 3			Lap 4			Lap 5		
No	Behind	Laptime	No	Behind	Laptime	No	Behind	Laptime	No	Behind	Laptime	No	Behind	Laptime
73		1:08.540	79		1:05.235	73		1:05.882	73		1:05.974	73		1:05.979
79	0.759	1:09.299	73	0.083	1:06.077	79	0.078	1:06.043	79	0.299	1:06.195	86	0.379	1:05.867
86	1.166	1:09.706	86	0.737	1:05.565	86	0.498	1:05.726	86	0.491	1:05.967	79	0.423	1:06.103
99	1.884	1:10.424	40	1.736	1:05.798	40	0.979	1:05.208	40	0.766	1:05.761	40	0.608	1:05.821
40	1.932	1:10.472	99	2.756	1:06.866	99	3.688	1:06.897	99	4.324	1:06.610	99	5.304	1:06.959
77	2.888	1:11.428	77	4.209	1:07.315	47	5.546	1:07.179	77	6.698	1:06.579	16	7.931	1:06.085
47	3.540	1:12.080	47	4.332	1:06.786	77	6.093	1:07.849	47	6.838	1:07.266	41	8.049	1:06.950
38	4.233	1:12.773	41	5.645	1:07.285	41	7.089	1:07.409	41	7.078	1:05.963	77	8.759	1:08.040
41	4.354	1:12.894	38	5.858	1:07.619	126	7.688	1:06.898	16	7.825	1:04.703	47	9.069	1:08.210
82	4.840	1:13.380	126	6.755	1:07.377	82	8.318	1:07.109	82	9.981	1:07.637	14	11.793	1:07.614
126	5.372	1:13.912	82	7.174	1:08.328	16	9.096	1:05.528	14	10.158	1:06.651	82	12.051	1:08.049
14	5.402	1:13.942	29	7.642	1:08.032	14	9.481	1:07.406	29	10.849	1:07.216	29	12.720	1:07.850
29	5.604	1:14.144	14	8.040	1:08.632	29	9.607	1:07.930	69	11.365	1:07.012	69	13.195	1:07.809
69	6.118	1:14.658	69	8.507	1:08.383	69	10.327	1:07.785	122	12.218	1:07.351	122	13.821	1:07.582
18	6.383	1:14.923	18	8.761	1:08.372	18	10.847	1:08.051	18	12.478	1:07.605	18	13.993	1:07.494
122	6.609	1:15.149	122	9.015	1:08.400	122	10.841	1:07.791	38	15.205	1:07.335	38	16.270	1:07.044
95	8.896	1:17.436	16	9.533	1:05.621	38	13.844	1:13.951	95	19.263	1:09.306	95	22.747	1:09.463
16	9.906	1:18.446	95	12.696	1:09.794	95	15.931	1:09.200						

Weather/Track: Sun/Dry

www.mstworld.com

Page 1 of 3

Silverstone
Circuit Length = 1.6390 miles.
Start: 14:39 End: 14:52

Printed - 14:55 Sunday, 03 November 2013

Walter Hayes Trophy

HISTORIC & CLASSIC FINAL - LAP CHART - Silverstone - 02-03 November 2013

(contd.)

Lap 6			Lap 7			Lap 8			Lap 9			Lap 10		
No	Behind	Laptime	No	Behind	Laptime	No	Behind	Laptime	No	Behind	Laptime	No	Behind	Laptime
73		1:05.760	73		1:05.486	73		1:05.468	73		1:06.317	73		1:05.761
86	0.325	1:05.706	40	0.268	1:05.362	40	0.244	1:05.444	79	0.049	1:05.578	79	0.063	1:05.775
40	0.392	1:05.544	79	0.765	1:05.656	86	0.473	1:05.156	40	0.189	1:06.262	40	0.452	1:06.024
79	0.595	1:05.932	86	0.785	1:05.946	79	0.788	1:05.491	86	0.581	1:06.425	86	0.623	1:05.803
99	6.327	1:06.783	16	6.559	1:04.968	16	6.272	1:05.181	16	4.865	1:04.910	16	4.096	1:04.992
16	7.077	1:04.906	99	8.090	1:07.249	41	9.607	1:06.175	99	10.236	1:06.875	99	11.371	1:06.896
41	8.184	1:05.895	41	8.900	1:06.202	99	9.678	1:07.056	41	10.436	1:07.146	41	11.941	1:07.266
77	9.560	1:06.561	77	10.397	1:06.323	47	11.692	1:06.003	47	12.416	1:07.041	47	12.705	1:06.050
47	10.009	1:06.700	47	11.157	1:06.634	77	11.791	1:06.862	77	13.056	1:07.582	77	13.597	1:06.302
82	14.637	1:08.346	82	17.067	1:07.916	82	19.289	1:07.690	18	20.458	1:07.225	38	23.687	1:08.198
14	14.810	1:08.777	14	17.222	1:07.898	18	19.550	1:07.165	82	20.548	1:07.576	82	23.753	1:08.966
29	15.437	1:08.477	18	17.853	1:07.623	14	20.027	1:08.273	38	21.250	1:07.055	18	23.900	1:09.203
69	15.565	1:08.130	29	17.942	1:07.991	29	20.357	1:07.883	122	22.000	1:07.187	122	24.296	1:08.057
18	15.716	1:07.483	69	18.289	1:08.210	38	20.512	1:07.296	14	22.338	1:08.628	29	24.360	1:07.606
122	15.922	1:07.861	38	18.684	1:06.901	69	21.053	1:08.232	29	22.515	1:08.475	69	24.826	1:07.677
38	17.269	1:06.759	122	18.901	1:08.465	122	21.130	1:07.697	69	22.910	1:08.174	14	25.605	1:09.028
95	26.539	1:09.552	95	30.499	1:09.446	95	34.190	1:09.159	95	37.338	1:09.465	95	40.954	1:09.377

Weather/Track: Sun/Dry

www.mstworld.com

Page 2 of 3

Silverstone
Circuit Length = 1.6390 miles.
Start: 14:39 End: 14:52

Printed - 14:55 Sunday, 03 November 2013

Walter Hayes Trophy

HISTORIC & CLASSIC FINAL - LAP CHART - Silverstone - 02-03 November 2013

(contd.)

Lap 11			Lap 12			Lap 13			Lap 14			Lap 15		
No	Behind	Laptime	No	Behind	Laptime	No	Behind	Laptime	No	Behind	Laptime	No	Behind	Laptime
73		1:05.384	73		1:05.586									
79	0.163	1:05.484	40	0.077	1:04.753									
86	0.536	1:05.297	86	0.718	1:05.768									
40	0.910	1:05.842	79	0.797	1:06.220									
16	3.357	1:04.645	16	3.144	1:05.373									
99	13.386	1:07.399	99	15.247	1:07.447									
41	13.470	1:06.913	41	15.251	1:07.367									
47	13.511	1:06.190	47	15.377	1:07.452									
77	14.276	1:06.063	77	15.983	1:07.293									
82	26.061	1:07.692	82	28.158	1:07.683									
38	26.576	1:08.273	38	28.397	1:07.407									
18	27.123	1:08.607	18	28.986	1:07.449									
122	27.260	1:08.348	122	29.308	1:07.634									
29	27.423	1:08.447	29	29.405	1:07.568									
69	27.704	1:08.262	69	30.051	1:07.933									
14	28.070	1:07.849	14	30.103	1:07.619									
95	44.645	1:09.075	95	48.416	1:09.357									

Weather/Track: Sun/Dry

www.mstworld.com

Page 3 of 3


Silverstone
Circuit Length = 1.6390 miles.
Start: 14:39 End: 14:52

Printed - 14:55 Sunday, 03 November 2013

Walter Hayes Trophy

GRAND FINAL - STARTING GRID - Silverstone - 02-03 November 2013

ROW 18	37	ANDERSON	159	SOSPIRI	
ROW 17		12	DUNNE	90	BARNETT
ROW 16	74	JARDINE	35	FERGUSON	
ROW 15		30	COLE	70	DOYLE
ROW 14	120	DALY	66	MCMULLAN	
ROW 13		52	RAVEN	34	DEMPSEY
ROW 12	117	BULL	10	BARRABLE	
ROW 11		32	SVENSSON	60	DEMPSEY
ROW 10	21	BICKERS	15	MCARTHUR	
ROW 9		3	ORGEE	19	HARGROVE
ROW 8	55	ROBINSON	33	CARROLL	
ROW 7		58	CROSBIE	11	MURRAY
ROW 6	20	MIDDLEHURST	189	FISHER	
ROW 5		53	CROSSEY	2	MITCHELL
ROW 4	25	MOYERS	27	MCCULLOUGH	
ROW 3		111	NORTON	56	FOSTER
ROW 2	94	WHITE	22	EIDSON	
ROW 1		5	O'HARA	80	MALVERN
					POLE



RESERVES - 65, 51, 7, 83, 145, 73

Silverstone
Circuit Length = 1.6390 miles.

Clerk of the Course:

Timekeeper:

Walter Hayes Trophy

GRAND FINAL - AMENDED CLASSIFICATION - Silverstone - 02-03 November 2013

POS	NO	CL	DRIVER	NAT	CAR	TIME	LAPS	GAP	MPH	BEST
1	80		Scott MALVERN		Spectrum	13:35.384	13		93.70	1:02.223
2	94		Oliver WHITE		Van Diemen RF01	13:44.046	13	8.662	92.72	1:02.549
3	5		Kevin O'HARA		Van Diemen RF10	13:45.693	13	10.309	92.53	1:02.320
4	56		Joey FOSTER		Ray GR10	13:46.485	13	11.101	92.44	1:02.526
5	189		Josh FISHER		Raynard Fford	13:46.938	13	11.554	92.39	1:02.542
6	20		Chris MIDDLEHURST		Ray GR08/09	13:48.213	13	12.829	92.25	1:02.864
7	22		Jake EIDSON		Ray GR08/09	13:48.257	13	12.873	92.25	1:02.466
8	10		Robert BARRABLE		Ray GR10	13:48.656	13	13.272	92.20	1:02.940
9	2		Ben MITCHELL		Van Diemen RF99	13:48.784	13	13.400	92.19	1:02.901
10	53		Ashley CROSSEY		Spectrum 011C	13:49.327	13	13.943	92.13	1:02.678
11	52		James RAVEN		Swift SC10	13:49.772	13	14.388	92.08	1:02.788
12	34		Peter DEMPSEY		Swift SC92F	13:51.278	13	15.894	91.91	1:02.898
13	32		John SVENSSON		Van Diemen RF91	13:51.548	13	16.164	91.88	1:02.980
14	3		Roger ORGEE		Van Diemen RF00	13:51.895	13	16.511	91.84	1:02.916
15	15		David MCARTHUR		Van Diemen LA10	13:52.090	13	16.706	91.82	1:02.475
16	19		Scott HARGROVE		Ray GR08/09	13:53.406	13	18.022	91.68	1:03.109
17	70		Sean DOYLE		Van Diemen RF2000	13:58.725	13	23.341	91.09	1:02.985
18	35		John FERGUSON		Spectrum 012C	13:59.192	13	23.808	91.04	1:03.488
19	30		James COLE		Jamun	13:59.309	13	23.925	91.03	1:03.409
20	90		Josh BARNETT		Van Diemen BR001	13:59.464	13	24.080	91.01	1:03.329
21	66		Jonny MCMULLAN		Mondiale 89S	14:02.442	13	27.058	90.69	1:03.258
22	65		Adam QUARTERMAINE		Van Diemen RF99	14:04.037	13	28.653	90.52	1:03.899
23	27		Ivor MCCULLOUGH		Van Diemen RF00	14:04.133	13	28.749	90.51	1:02.649
24	159		Vincenzo SOSPIRI		Van Diemen RF88	14:04.621	13	29.237	90.46	1:03.458
25	120		Stephen DALY		Ray GR11	14:04.681	13	29.297	90.45	1:03.514
26	21		Joey BICKERS		Ray	14:05.873	13	30.489	90.32	1:03.200
27	74		Jamie JARDINE		Reynard 83FF	14:06.957	13	31.573	90.21	1:03.945
NOT CLASSIFIED										
37			Ben ANDERSON		Ray GRS07	10:02.710	9	D.N.F.	87.61	1:03.992
25			Michael MOYERS		Spectrum 011C	5:25.413	5	D.N.F.	89.74	1:03.358
117			Oliver BULL		Swift SC92F		0	D.N.F.	N/A	
FASTEST LAP										
80			Scott MALVERN		Spectrum	1:02.223	13	94.82mph	152.60kph	

Cars 11, 33, 55, 58, 60, 111 - did not take restart after red flag
 Car 11 excluded from race (articles C:1.1.5, G:2.4, Q:14.5 refer)

Silverstone
 Circuit Length = 1.6390 miles.
 Start: 15:36 End: 15:49

Clerk of the Course:	Timekeeper:
----------------------	-------------

Walter Hayes Trophy

GRAND FINAL - LAP ANALYSIS - Silverstone - 02-03 November 2013

2	Ben MITCHELL	Van Diemen RF99
1 - 1:07.227	6 - 1:02.901	11 - 1:03.600
2 - 1:03.338	7 - 1:03.502	12 - 1:03.041
3 - 1:03.543	8 - 1:03.640	13 - 1:03.783
4 - 1:03.678	9 - 1:03.939	
5 - 1:02.933	10 - 1:03.659	
3	Roger ORGEE	Van Diemen RF00
1 - 1:08.813	6 - 1:02.970	11 - 1:03.881
2 - 1:03.857	7 - 1:02.918	12 - 1:03.486
3 - 1:03.184	8 - 1:03.329	13 - 1:04.231
4 - 1:02.916	9 - 1:04.352	
5 - 1:03.778	10 - 1:04.180	
5	Kevin O'HARA	Van Diemen RF10
1 - 1:09.208	6 - 1:02.589	11 - 1:02.797
2 - 1:03.458	7 - 1:03.276	12 - 1:02.320
3 - 1:02.761	8 - 1:03.677	13 - 1:02.522
4 - 1:03.343	9 - 1:03.695	
5 - 1:03.055	10 - 1:02.992	
10	Robert BARRABLE	Ray GR10
1 - 1:08.565	6 - 1:03.025	11 - 1:02.940
2 - 1:04.051	7 - 1:03.137	12 - 1:02.971
3 - 1:03.822	8 - 1:03.135	13 - 1:03.323
4 - 1:03.374	9 - 1:03.929	
5 - 1:02.965	10 - 1:03.419	
15	David MCARTHUR	Van Diemen LA10
1 - 1:09.632	6 - 1:03.619	11 - 1:02.475
2 - 1:05.582	7 - 1:03.517	12 - 1:03.125
3 - 1:03.831	8 - 1:03.306	13 - 1:03.864
4 - 1:03.409	9 - 1:02.842	
5 - 1:03.774	10 - 1:03.114	
19	Scott HARGROVE	Ray GR08/09
1 - 1:12.761	6 - 1:03.664	11 - 1:03.308
2 - 1:03.622	7 - 1:03.543	12 - 1:03.358
3 - 1:03.264	8 - 1:03.109	13 - 1:03.301
4 - 1:03.466	9 - 1:03.278	
5 - 1:03.567	10 - 1:03.165	

Cars 11, 33, 55, 58, 60, 111 - did not take restart after red flag
Weather/Track: Cloud/Dry

Silverstone
Circuit Length = 1.6390 miles.
Start: 15:36 End: 15:49

Walter Hayes Trophy

GRAND FINAL - LAP ANALYSIS - Silverstone - 02-03 November 2013

(contd.)

20	Chris MIDDLEHURST	Ray GR08/09
1 - 1:07.860	6 - 1:02.917	11 - 1:03.488
2 - 1:03.418	7 - 1:03.282	12 - 1:03.294
3 - 1:02.919	8 - 1:04.140	13 - 1:03.325
4 - 1:03.409	9 - 1:03.799	
5 - 1:02.864	10 - 1:03.498	
21	Joey BICKERS	Ray
1 - 1:18.426	6 - 1:04.038	11 - 1:04.282
2 - 1:03.484	7 - 1:03.683	12 - 1:04.127
3 - 1:04.670	8 - 1:04.861	13 - 1:03.323
4 - 1:04.115	9 - 1:03.565	
5 - 1:03.200	10 - 1:04.099	
22	Jake EIDSON	Ray GR08/09
1 - 1:06.900	6 - 1:02.466	11 - 1:03.721
2 - 1:03.497	7 - 1:02.658	12 - 1:08.083
3 - 1:03.090	8 - 1:03.354	13 - 1:02.810
4 - 1:02.777	9 - 1:02.784	
5 - 1:02.732	10 - 1:03.385	
25	Michael MOYERS	Spectrum 011C
1 - 1:07.984		
2 - 1:06.179		
3 - 1:03.358		
4 - 1:04.098		
5 - 1:03.794		
27	Ivor MCCULLOUGH	Van Diemen RF00
1 - 1:10.427	6 - 1:10.382	11 - 1:02.986
2 - 1:03.981	7 - 1:02.976	12 - 1:02.682
3 - 1:03.187	8 - 1:12.018	13 - 1:03.359
4 - 1:03.374	9 - 1:03.138	
5 - 1:02.974	10 - 1:02.649	
30	James COLE	Jamun
1 - 1:09.935	6 - 1:04.083	11 - 1:04.154
2 - 1:04.868	7 - 1:03.409	12 - 1:03.904
3 - 1:03.841	8 - 1:03.984	13 - 1:04.493
4 - 1:04.156	9 - 1:04.613	
5 - 1:04.113	10 - 1:03.756	

Cars 11, 33, 55, 58, 60, 111 - did not take restart after red flag
Weather/Track: Cloud/Dry

Silverstone
Circuit Length = 1.6390 miles.
Start: 15:36 End: 15:49

Walter Hayes Trophy

GRAND FINAL - LAP ANALYSIS - Silverstone - 02-03 November 2013

(contd.)

32	John SVENSSON	Van Diemen RF91
1 - 1:09.067	6 - 1:03.223	11 - 1:03.551
2 - 1:04.346	7 - 1:03.240	12 - 1:03.278
3 - 1:03.849	8 - 1:03.248	13 - 1:03.810
4 - 1:03.146	9 - 1:03.218	
5 - 1:02.980	10 - 1:04.592	
34	Peter DEMPSEY	Swift SC92F
1 - 1:09.062	6 - 1:03.545	11 - 1:03.571
2 - 1:05.338	7 - 1:03.359	12 - 1:03.497
3 - 1:03.840	8 - 1:03.171	13 - 1:03.387
4 - 1:03.263	9 - 1:03.120	
5 - 1:02.898	10 - 1:03.227	
35	John FERGUSON	Spectrum 012C
1 - 1:11.380	6 - 1:04.583	11 - 1:03.966
2 - 1:04.377	7 - 1:03.503	12 - 1:03.990
3 - 1:03.636	8 - 1:03.581	13 - 1:04.461
4 - 1:03.488	9 - 1:03.860	
5 - 1:04.422	10 - 1:03.945	
37	Ben ANDERSON	Ray GRS07
1 - 1:12.663	6 - 1:04.889	
2 - 1:04.750	7 - 1:04.504	
3 - 1:04.896	8 - 1:07.810	
4 - 1:05.059	9 - 1:14.147P	
5 - 1:03.992		
52	James RAVEN	Swift SC10
1 - 1:09.793	6 - 1:03.279	11 - 1:03.353
2 - 1:04.127	7 - 1:03.047	12 - 1:02.968
3 - 1:03.247	8 - 1:03.069	13 - 1:02.788
4 - 1:03.468	9 - 1:03.403	
5 - 1:03.226	10 - 1:04.004	
53	Ashley CROSSEY	Spectrum 011C
1 - 1:08.190	6 - 1:02.751	11 - 1:03.004
2 - 1:03.599	7 - 1:03.026	12 - 1:03.223
3 - 1:03.060	8 - 1:04.201	13 - 1:02.678
4 - 1:03.128	9 - 1:04.227	
5 - 1:02.991	10 - 1:05.249	

Cars 11, 33, 55, 58, 60, 111 - did not take restart after red flag
Weather/Track: Cloud/Dry

Silverstone
Circuit Length = 1.6390 miles.
Start: 15:36 End: 15:49

Walter Hayes Trophy

GRAND FINAL - LAP ANALYSIS - Silverstone - 02-03 November 2013

(contd.)

56	Joey FOSTER	Ray GR10
1 - 1:11.481	6 - 1:02.712	11 - 1:02.725
2 - 1:03.321	7 - 1:02.697	12 - 1:02.708
3 - 1:03.097	8 - 1:03.154	13 - 1:02.526
4 - 1:03.003	9 - 1:03.398	
5 - 1:02.685	10 - 1:02.978	
65	Adam QUARTERMAINE	Van Diemen RF99
1 - 1:13.242	6 - 1:04.076	11 - 1:04.164
2 - 1:04.528	7 - 1:03.899	12 - 1:04.205
3 - 1:04.948	8 - 1:04.720	13 - 1:03.911
4 - 1:04.316	9 - 1:04.108	
5 - 1:03.980	10 - 1:03.940	
66	Jonny MCMULLAN	Mondiale 89S
1 - 1:16.863	6 - 1:03.847	11 - 1:03.710
2 - 1:04.689	7 - 1:03.258	12 - 1:03.481
3 - 1:05.016	8 - 1:03.725	13 - 1:03.496
4 - 1:03.764	9 - 1:03.808	
5 - 1:03.455	10 - 1:03.330	
70	Sean DOYLE	Van Diemen RF2000
1 - 1:11.993	6 - 1:04.176	11 - 1:03.043
2 - 1:03.347	7 - 1:03.356	12 - 1:02.985
3 - 1:03.464	8 - 1:08.498	13 - 1:03.804
4 - 1:03.227	9 - 1:03.618	
5 - 1:03.951	10 - 1:03.263	
74	Jamie JARDINE	Reynard 83FF
1 - 1:13.025	6 - 1:04.414	11 - 1:04.191
2 - 1:05.072	7 - 1:04.411	12 - 1:04.509
3 - 1:04.831	8 - 1:04.949	13 - 1:04.402
4 - 1:04.730	9 - 1:03.945	
5 - 1:04.295	10 - 1:04.183	
80	Scott MALVERN	Spectrum
1 - 1:05.551	6 - 1:02.522	11 - 1:02.458
2 - 1:02.804	7 - 1:02.424	12 - 1:02.551
3 - 1:02.513	8 - 1:02.418	13 - 1:02.223
4 - 1:02.533	9 - 1:02.489	
5 - 1:02.268	10 - 1:02.630	

Cars 11, 33, 55, 58, 60, 111 - did not take restart after red flag
Weather/Track: Cloud/Dry

Silverstone
Circuit Length = 1.6390 miles.
Start: 15:36 End: 15:49

Walter Hayes Trophy

GRAND FINAL - LAP ANALYSIS - Silverstone - 02-03 November 2013

(contd.)

90	Josh BARNETT	Van Diemen BR001
1 - 1:12.307	6 - 1:03.933	11 - 1:04.005
2 - 1:03.811	7 - 1:03.764	12 - 1:03.329
3 - 1:03.795	8 - 1:05.635	13 - 1:03.858
4 - 1:03.527	9 - 1:03.870	
5 - 1:03.953	10 - 1:03.677	
94	Oliver WHITE	Van Diemen RF01
1 - 1:06.804	6 - 1:02.646	11 - 1:03.677
2 - 1:03.678	7 - 1:02.549	12 - 1:03.605
3 - 1:03.323	8 - 1:03.196	13 - 1:03.168
4 - 1:02.900	9 - 1:02.765	
5 - 1:02.564	10 - 1:03.171	
117	Oliver BULL	Swift SC92F
120	Stephen DALY	Ray GR11
1 - 1:10.634	6 - 1:03.850	11 - 1:03.845
2 - 1:03.912	7 - 1:04.013	12 - 1:03.954
3 - 1:03.752	8 - 1:11.579	13 - 1:04.215
4 - 1:03.514	9 - 1:03.690	
5 - 1:04.094	10 - 1:03.629	
159	Vincenzo SOSPIRI	Van Diemen RF88
1 - 1:12.761	6 - 1:03.969	11 - 1:03.988
2 - 1:04.652	7 - 1:04.229	12 - 1:03.966
3 - 1:05.042	8 - 1:04.463	13 - 1:04.050
4 - 1:05.011	9 - 1:04.459	
5 - 1:04.573	10 - 1:03.458	
189	Josh FISHER	Raynard Fford
1 - 1:08.089	6 - 1:03.104	11 - 1:02.976
2 - 1:03.317	7 - 1:02.839	12 - 1:02.628
3 - 1:03.198	8 - 1:03.443	13 - 1:02.542
4 - 1:03.642	9 - 1:04.081	
5 - 1:03.572	10 - 1:03.507	

Cars 11, 33, 55, 58, 60, 111 - did not take restart after red flag
Weather/Track: Cloud/Dry

Silverstone
Circuit Length = 1.6390 miles.
Start: 15:36 End: 15:49

Walter Hayes Trophy

GRAND FINAL - LAP CHART - Silverstone - 02-03 November 2013

Lap 1			Lap 2			Lap 3			Lap 4			Lap 5		
No	Behind	Laptime	No	Behind	Laptime	No	Behind	Laptime	No	Behind	Laptime	No	Behind	Laptime
80		1:05.551	80		1:02.804	80		1:02.513	80		1:02.533	80		1:02.268
94	1.253	1:06.804	22	2.042	1:03.497	22	2.619	1:03.090	22	2.863	1:02.777	22	3.327	1:02.732
22	1.349	1:06.900	94	2.127	1:03.678	94	2.937	1:03.323	94	3.304	1:02.900	94	3.600	1:02.564
2	1.676	1:07.227	2	2.210	1:03.338	2	3.240	1:03.543	20	4.205	1:03.409	20	4.801	1:02.864
20	2.309	1:07.860	20	2.923	1:03.418	20	3.329	1:02.919	2	4.385	1:03.678	2	5.050	1:02.933
25	2.433	1:07.984	189	3.051	1:03.317	189	3.736	1:03.198	53	4.576	1:03.128	53	5.299	1:02.991
189	2.538	1:08.089	53	3.434	1:03.599	53	3.981	1:03.060	189	4.845	1:03.642	189	6.149	1:03.572
53	2.639	1:08.190	10	4.261	1:04.051	5	4.559	1:02.761	5	5.369	1:03.343	5	6.156	1:03.055
10	3.014	1:08.565	5	4.311	1:03.458	3	4.986	1:03.184	3	5.369	1:02.916	3	6.879	1:03.778
3	3.262	1:08.813	3	4.315	1:03.857	10	5.570	1:03.822	10	6.411	1:03.374	10	7.108	1:02.965
32	3.516	1:09.067	32	5.058	1:04.346	52	6.299	1:03.247	32	7.007	1:03.146	32	7.719	1:02.980
34	3.511	1:09.062	52	5.565	1:04.127	32	6.394	1:03.849	52	7.234	1:03.468	56	7.918	1:02.685
5	3.657	1:09.208	25	5.808	1:06.179	25	6.653	1:03.358	56	7.501	1:03.003	52	8.192	1:03.226
15	4.081	1:09.632	27	6.053	1:03.981	27	6.727	1:03.187	27	7.568	1:03.374	27	8.274	1:02.974
52	4.242	1:09.793	34	6.045	1:05.338	56	7.031	1:03.097	34	8.102	1:03.263	34	8.732	1:02.898
30	4.384	1:09.935	120	6.191	1:03.912	34	7.372	1:03.840	25	8.218	1:04.098	25	9.744	1:03.794
27	4.876	1:10.427	30	6.448	1:04.868	120	7.430	1:03.752	120	8.411	1:03.514	120	10.237	1:04.094
120	5.083	1:10.634	56	6.447	1:03.321	30	7.776	1:03.841	70	8.630	1:03.227	70	10.313	1:03.951
35	5.829	1:11.380	15	6.859	1:05.582	70	7.936	1:03.464	15	9.053	1:03.409	15	10.559	1:03.774
56	5.930	1:11.481	70	6.985	1:03.347	15	8.177	1:03.831	30	9.399	1:04.156	19	11.011	1:03.567
70	6.442	1:11.993	35	7.402	1:04.377	35	8.525	1:03.636	35	9.480	1:03.488	30	11.244	1:04.113
90	6.756	1:12.307	90	7.763	1:03.811	19	8.779	1:03.264	19	9.712	1:03.466	35	11.634	1:04.422
37	7.112	1:12.663	19	8.028	1:03.622	90	9.045	1:03.795	90	10.039	1:03.527	90	11.724	1:03.953
19	7.210	1:12.761	37	9.058	1:04.750	37	11.441	1:04.896	65	13.633	1:04.316	65	15.345	1:03.980
159	7.210	1:12.761	159	9.058	1:04.652	159	11.587	1:05.042	37	13.967	1:05.059	37	15.691	1:03.992
74	7.474	1:13.025	65	9.415	1:04.528	65	11.850	1:04.948	159	14.065	1:05.011	74	16.284	1:04.295
65	7.691	1:13.242	74	9.742	1:05.072	74	12.060	1:04.831	74	14.257	1:04.730	159	16.370	1:04.573
66	11.312	1:16.863	66	13.197	1:04.689	66	15.700	1:05.016	66	16.931	1:03.764	66	18.118	1:03.455
21	12.875	1:18.426	21	13.555	1:03.484	21	15.712	1:04.670	21	17.294	1:04.115	21	18.226	1:03.200

Cars 11, 33, 55, 58, 60, 111 - did not take restart after red flag
 Weather/Track: Cloud/Dry

Silverstone
 Circuit Length = 1.6390 miles.
 Start: 15:36 End: 15:49

Walter Hayes Trophy

GRAND FINAL - LAP CHART - Silverstone - 02-03 November 2013

(contd.)

Lap 6			Lap 7			Lap 8			Lap 9			Lap 10		
No	Behind	Laptime	No	Behind	Laptime	No	Behind	Laptime	No	Behind	Laptime	No	Behind	Laptime
80		1:02.522	80		1:02.424	80		1:02.418	80		1:02.489	80		1:02.630
22	3.271	1:02.466	22	3.505	1:02.658	22	4.441	1:03.354	22	4.736	1:02.784	94	5.444	1:03.171
94	3.724	1:02.646	94	3.849	1:02.549	94	4.627	1:03.196	94	4.903	1:02.765	22	5.491	1:03.385
20	5.196	1:02.917	20	6.054	1:03.282	2	7.729	1:03.640	20	9.086	1:03.799	5	9.902	1:02.992
2	5.429	1:02.901	53	6.130	1:03.026	20	7.776	1:04.140	2	9.179	1:03.939	20	9.954	1:03.498
53	5.528	1:02.751	2	6.507	1:03.502	53	7.913	1:04.201	5	9.540	1:03.695	2	10.208	1:03.659
5	6.223	1:02.589	5	7.075	1:03.276	189	8.171	1:03.443	53	9.651	1:04.227	56	10.374	1:02.978
189	6.731	1:03.104	189	7.146	1:02.839	5	8.334	1:03.677	189	9.763	1:04.081	189	10.640	1:03.507
3	7.327	1:02.970	3	7.821	1:02.918	3	8.732	1:03.329	56	10.026	1:03.398	10	11.270	1:03.419
10	7.611	1:03.025	10	8.324	1:03.137	10	9.041	1:03.135	10	10.481	1:03.929	3	12.145	1:04.180
56	8.108	1:02.712	56	8.381	1:02.697	56	9.117	1:03.154	3	10.595	1:04.352	53	12.270	1:05.249
32	8.420	1:03.223	32	9.236	1:03.240	32	10.066	1:03.248	32	10.795	1:03.218	52	12.511	1:04.004
52	8.949	1:03.279	52	9.572	1:03.047	52	10.223	1:03.069	52	11.137	1:03.403	34	12.671	1:03.227
34	9.755	1:03.545	34	10.690	1:03.359	34	11.443	1:03.171	34	12.074	1:03.120	32	12.757	1:04.592
120	11.565	1:03.850	15	12.749	1:03.517	15	13.637	1:03.306	15	13.990	1:02.842	15	14.474	1:03.114
15	11.656	1:03.619	70	12.899	1:03.356	19	13.963	1:03.109	19	14.752	1:03.278	19	15.287	1:03.165
70	11.967	1:04.176	120	13.154	1:04.013	30	15.356	1:03.984	35	17.308	1:03.860	30	18.606	1:03.756
19	12.153	1:03.664	19	13.272	1:03.543	35	15.937	1:03.581	30	17.480	1:04.613	35	18.623	1:03.945
30	12.805	1:04.083	30	13.790	1:03.409	90	17.692	1:05.635	90	19.073	1:03.870	90	20.120	1:03.677
90	13.135	1:03.933	90	14.475	1:03.764	70	18.979	1:08.498	70	20.108	1:03.618	70	20.741	1:03.263
35	13.695	1:04.583	35	14.774	1:03.503	65	20.676	1:04.720	65	22.295	1:04.108	65	23.605	1:03.940
27	16.134	1:10.382	27	16.686	1:02.976	66	21.584	1:03.725	66	22.903	1:03.808	66	23.603	1:03.330
65	16.899	1:04.076	65	18.374	1:03.899	159	21.667	1:04.463	120	23.516	1:03.690	159	24.465	1:03.458
159	17.817	1:03.969	159	19.622	1:04.229	120	22.315	1:11.579	159	23.637	1:04.459	120	24.515	1:03.629
37	18.058	1:04.889	37	20.138	1:04.504	74	22.694	1:04.949	74	24.150	1:03.945	74	25.703	1:04.183
74	18.176	1:04.414	74	20.163	1:04.411	21	23.444	1:04.861	21	24.520	1:03.565	21	25.989	1:04.099
66	19.443	1:03.847	66	20.277	1:03.258	37	25.530	1:07.810	27	26.935	1:03.138	27	26.954	1:02.649
21	19.742	1:04.038	21	21.001	1:03.683	27	26.286	1:12.018	37	37.188	1:14.147P			

Cars 11, 33, 55, 58, 60, 111 - did not take restart after red flag
Weather/Track: Cloud/Dry

Silverstone
Circuit Length = 1.6390 miles.
Start: 15:36 End: 15:49

Walter Hayes Trophy

GRAND FINAL - LAP CHART - Silverstone - 02-03 November 2013

(contd.)

Lap 11			Lap 12			Lap 13			Lap 14			Lap 15		
No	Behind	Laptime	No	Behind	Laptime	No	Behind	Laptime	No	Behind	Laptime	No	Behind	Laptime
80		1:02.458	80		1:02.551	80		1:02.223						
94	6.663	1:03.677	94	7.717	1:03.605	94	8.662	1:03.168						
22	6.754	1:03.721	5	10.010	1:02.320	5	10.309	1:02.522						
5	10.241	1:02.797	56	10.798	1:02.708	56	11.101	1:02.526						
56	10.641	1:02.725	189	11.235	1:02.628	189	11.554	1:02.542						
20	10.984	1:03.488	20	11.727	1:03.294	20	12.829	1:03.325						
189	11.158	1:02.976	2	11.840	1:03.041	22	12.873	1:02.810						
2	11.350	1:03.600	10	12.172	1:02.971	10	13.272	1:03.323						
10	11.752	1:02.940	22	12.286	1:08.083	2	13.400	1:03.783						
53	12.816	1:03.004	53	13.488	1:03.223	53	13.943	1:02.678						
52	13.406	1:03.353	52	13.823	1:02.968	52	14.388	1:02.788						
3	13.568	1:03.881	3	14.503	1:03.486	34	15.894	1:03.387						
34	13.784	1:03.571	32	14.577	1:03.278	32	16.164	1:03.810						
32	13.850	1:03.551	34	14.730	1:03.497	3	16.511	1:04.231						
15	14.491	1:02.475	15	15.065	1:03.125	15	16.706	1:03.864						
19	16.137	1:03.308	19	16.944	1:03.358	19	18.022	1:03.301						
35	20.131	1:03.966	35	21.570	1:03.990	70	23.341	1:03.804						
30	20.302	1:04.154	30	21.655	1:03.904	35	23.808	1:04.461						
70	21.326	1:03.043	70	21.760	1:02.985	30	23.925	1:04.493						
90	21.667	1:04.005	90	22.445	1:03.329	90	24.080	1:03.858						
66	24.855	1:03.710	66	25.785	1:03.481	66	27.058	1:03.496						
65	25.311	1:04.164	65	26.965	1:04.205	65	28.653	1:03.911						
120	25.902	1:03.845	120	27.305	1:03.954	27	28.749	1:03.359						
159	25.995	1:03.988	159	27.410	1:03.966	159	29.237	1:04.050						
74	27.436	1:04.191	27	27.613	1:02.682	120	29.297	1:04.215						
27	27.482	1:02.986	21	29.389	1:04.127	21	30.489	1:03.323						
21	27.813	1:04.282	74	29.394	1:04.509	74	31.573	1:04.402						

Cars 11, 33, 55, 58, 60, 111 - did not take restart after red flag

Weather/Track: Cloud/Dry

Silverstone
Circuit Length = 1.6390 miles.
Start: 15:36 End: 15:49