



40th ANNIVERSARY RACE MEETING

Thruxton

23rd – 24th April 2008



Results Provided by Timing Solutions Ltd
www.tsl-timing.com

Top Hat Masters

QUALIFYING FOR RACE 1 - CLASSIFICATION

POS	NO	CL	NAME	ENTRY	TIME	ON	LAPS	GAP	DIFF	MPH
1	12	TH	DODD/DODD	Ford Mustang	1:47.798	5	13			78.68
2	17	T2	Richard MEINS	Austin Mini Cooper	1:49.495	7	7	1.697	1.697	77.46
3	27	T3	Roger COPE	BMW 1800 tisa	1:50.896	10	15	3.098	1.401	76.48
4	8	TH	Leo VOYAZIDES	Ford Falcon	1:51.541	12	15	3.743	0.645	76.03
5	11	TH	CLARKSON/DODKINS	Ford Falcon Sprint	1:54.300	11	12	6.502	2.759	74.20
6	1	T3	Bill WYKEHAM	BMW 1800 tisa	1:54.719	11	11	6.921	0.419	73.93
7	41	T3	Grant TROMANS	Ford Lotus Cortina	1:54.886	5	10	7.088	0.167	73.82
8	77	T2	EBDON/WATSON	Austin Mini Cooper	1:55.917	9	13	8.119	1.031	73.16
9	57	T4	PAUL/WELLS	Hillman Imp	1:58.980	10	12	11.182	3.063	71.28
10	15	T3	David HALL	Ford Lotus Cortina	1:59.071	14	14	11.273	0.091	71.23
11	34	T1	Charles TIPPET	BMW 1800 Ti	2:00.106	10	12	12.308	1.035	70.61
12	47	TH	Chris SCRAGG	Jaguar MKII	2:00.339	11	12	12.541	0.233	70.48
13	99	T4	Mike DOWSETT	Hillman Rallye Imp	2:04.177	10	13	16.379	3.838	68.30
14	56	T3	Jim GATHERCOLE	Ford Lotus Cortina	2:04.356	7	11	16.558	0.179	68.20
15	35	TH	Paul CLAYSON	Ford Falcon Sprint	2:04.381	11	11	16.583	0.025	68.19
16	39	TH	Westley HARDING	Ford Falcon Sprint	2:06.003	4	5	18.205	1.622	67.31
17	54	T3	Ivor MILLER	Ford Lotus Cortina	2:06.248	2	6	18.450	0.245	67.18
18	75	T3	BATEMAN/BARTON	Ford Lotus Cortina	2:16.716	4	9	28.918	10.468	62.03

Car 83 - did not complete 3 laps

Weather / Track : Raining/Wet

These results are provisional until the conclusion of any judicial and technical matters.

Thruxton
Circuit Length = 2.3560 miles
Start: 10:45 End: 11:17

Clerk of Course :		Timekeeper :
-------------------	--	--------------

Top Hat Masters

QUALIFYING FOR RACE 1 - LAP ANALYSIS

1	Bill WYKEHAM		BMW 1800 tisa				
1 -	2:04.896	+ 10.177	10:49:29.842	7 -	1:59.194	+ 4.475	11:09:08.764
2 -	3:04.331	+ 1:09.612	10:52:34.173	8 -	1:59.843	+ 5.124	11:11:08.607
3 -	5:22.080	+ 3:27.361	10:57:56.253	9 -	2:00.274	+ 5.555	11:13:08.881
4 -	1:59.037	+ 4.318	10:59:55.290	10 -	1:55.281	+ 0.562	11:15:04.162
5 -	5:15.741	+ 3:21.022	11:05:11.031	11 -	1:54.719		11:16:58.881
6 -	1:58.539	+ 3.820	11:07:09.570				
8	Leo VOYAZIDES		Ford Falcon				
1 -	2:13.565	+ 22.024	10:50:07.226	9 -	1:53.640	+ 2.099	11:05:46.033
2 -	2:02.144	+ 10.603	10:52:09.370	10 -	1:53.244	+ 1.703	11:07:39.277
3 -	2:00.392	+ 8.851	10:54:09.762	11 -	1:51.651	+ 0.110	11:09:30.928
4 -	1:57.582	+ 6.041	10:56:07.344	12 -	1:51.541		11:11:22.469
5 -	1:56.133	+ 4.592	10:58:03.477	13 -	1:53.242	+ 1.701	11:13:15.711
6 -	1:54.067	+ 2.526	10:59:57.544	14 -	1:53.141	+ 1.600	11:15:08.852
7 -	1:57.053	+ 5.512	11:01:54.597	15 -	2:06.118	+ 14.577	11:17:14.970
8 -	1:57.796	+ 6.255	11:03:52.393				
11	CLARKSON/DODKINS		Ford Falcon Sprint				
1 -	2:03.056	+ 8.756	10:51:26.505	7 -	5:50.244	+ 3:55.944	11:07:08.196
2 -	1:58.003	+ 3.703	10:53:24.508	8 -	2:00.095	+ 5.795	11:09:08.291
3 -	1:57.471	+ 3.171	10:55:21.979	9 -	1:57.853	+ 3.553	11:11:06.144
4 -	1:59.305	+ 5.005	10:57:21.284	10 -	1:54.888	+ 0.588	11:13:01.032
5 -	1:57.776	+ 3.476	10:59:19.060	11 -	1:54.300		11:14:55.332
6 -	1:58.892	+ 4.592	11:01:17.952	12 -	1:55.781	+ 1.481	11:16:51.113
12	DODD/DODD		Ford Mustang				
1 -	1:50.626	+ 2.828	10:50:58.944	8 -	1:52.333	+ 4.535	11:06:59.176
2 -	1:47.923	+ 0.125	10:52:46.867	9 -	1:55.937	+ 8.139	11:08:55.113
3 -	1:48.216	+ 0.418	10:54:35.083	10 -	1:51.094	+ 3.296	11:10:46.207
4 -	1:49.198	+ 1.400	10:56:24.281	11 -	1:48.703	+ 0.905	11:12:34.910
5 -	1:47.798		10:58:12.079	12 -	1:49.161	+ 1.363	11:14:24.071
6 -	4:59.688	+ 3:11.890	11:03:11.767	13 -	1:50.958	+ 3.160	11:16:15.029
7 -	1:55.076	+ 7.278	11:05:06.843				
15	David HALL		Ford Lotus Cortina				
1 -	2:11.269	+ 12.198	10:50:13.573	8 -	2:00.114	+ 1.043	11:04:54.972
2 -	2:07.888	+ 8.817	10:52:21.461	9 -	2:09.713	+ 10.642	11:07:04.685
3 -	2:07.448	+ 8.377	10:54:28.909	10 -	2:02.803	+ 3.732	11:09:07.488
4 -	2:07.895	+ 8.824	10:56:36.804	11 -	2:00.728	+ 1.657	11:11:08.216
5 -	2:05.943	+ 6.872	10:58:42.747	12 -	2:02.601	+ 3.530	11:13:10.817
6 -	2:03.455	+ 4.384	11:00:46.202	13 -	2:00.192	+ 1.121	11:15:11.009
7 -	2:08.656	+ 9.585	11:02:54.858	14 -	1:59.071		11:17:10.080
17	Richard MEINS		Austin Mini Cooper				
1 -	1:59.856	+ 10.361	10:49:47.646	5 -	1:52.676	+ 3.181	10:57:21.283
2 -	1:55.732	+ 6.237	10:51:43.378	6 -	1:53.035	+ 3.540	10:59:14.318
3 -	1:53.423	+ 3.928	10:53:36.801	7 -	1:49.495		11:01:03.813
4 -	1:51.806	+ 2.311	10:55:28.607				
27	Roger COPE		BMW 1800 tisa				
1 -	1:55.992	+ 5.096	10:50:16.094	9 -	1:52.257	+ 1.361	11:05:21.264
2 -	1:54.587	+ 3.691	10:52:10.681	10 -	1:50.896		11:07:12.160
3 -	1:54.847	+ 3.951	10:54:05.528	11 -	1:54.697	+ 3.801	11:09:06.857
4 -	1:52.950	+ 2.054	10:55:58.478	12 -	1:55.001	+ 4.105	11:11:01.858
5 -	1:52.406	+ 1.510	10:57:50.884	13 -	1:52.547	+ 1.651	11:12:54.405
6 -	1:52.942	+ 2.046	10:59:43.826	14 -	1:52.454	+ 1.558	11:14:46.859
7 -	1:53.137	+ 2.241	11:01:36.963	15 -	1:52.689	+ 1.793	11:16:39.548
8 -	1:52.044	+ 1.148	11:03:29.007				
34	Charles TIPPET		BMW 1800 Ti				
1 -	2:13.480	+ 13.374	10:50:09.952	7 -	2:04.856	+ 4.750	11:06:06.203
2 -	2:06.148	+ 6.042	10:52:16.100	8 -	2:00.126	+ 0.020	11:08:06.329

Thrupton
Circuit Length = 2.3560 miles
Start: 10:45 End: 11:17

Top Hat Masters

QUALIFYING FOR RACE 1 - LAP ANALYSIS

3 -	2:04.407	+ 4.301	10:54:20.507	9 -	2:01.418	+ 1.312	11:10:07.747
4 -	5:32.156	+ 3:32.050	10:59:52.663	10 -	2:00.106		11:12:07.853
5 -	2:04.791	+ 4.685	11:01:57.454	11 -	2:00.488	+ 0.382	11:14:08.341
6 -	2:03.893	+ 3.787	11:04:01.347	12 -	2:01.783	+ 1.677	11:16:10.124
35	Paul CLAYSON			Ford Falcon Sprint			
1 -	2:15.384	+ 11.003	10:53:58.692	7 -	2:06.995	+ 2.614	11:06:56.187
2 -	2:14.963	+ 10.582	10:56:13.655	8 -	2:09.613	+ 5.232	11:09:05.800
3 -	2:09.203	+ 4.822	10:58:22.858	9 -	2:08.322	+ 3.941	11:11:14.122
4 -	2:09.858	+ 5.477	11:00:32.716	10 -	2:06.211	+ 1.830	11:13:20.333
5 -	2:08.960	+ 4.579	11:02:41.676	11 -	2:04.381		11:15:24.714
6 -	2:07.516	+ 3.135	11:04:49.192				
39	Westley HARDING			Ford Falcon Sprint			
1 -	2:08.152	+ 2.149	11:01:47.741	4 -	2:06.003		11:12:22.118
2 -	2:29.753	+ 23.750	11:04:17.494	5 -	2:07.598	+ 1.595	11:14:29.716
3 -	5:58.621	+ 3:52.618	11:10:16.115				
41	Grant TROMANS			Ford Lotus Cortina			
1 -	2:01.945	+ 7.059	10:50:09.271	6 -	1:55.794	+ 0.908	10:59:52.712
2 -	1:57.653	+ 2.767	10:52:06.924	7 -	1:56.461	+ 1.575	11:01:49.173
3 -	1:57.778	+ 2.892	10:54:04.702	8 -	9:36.702	+ 7:41.816	11:11:25.875
4 -	1:57.330	+ 2.444	10:56:02.032	9 -	1:56.302	+ 1.416	11:13:22.177
5 -	1:54.886		10:57:56.918	10 -	1:56.389	+ 1.503	11:15:18.566
47	Chris SCRAGG			Jaguar MKII			
1 -	6:33.571	+ 4:33.232	10:54:17.171	7 -	2:04.016	+ 3.677	11:06:57.722
2 -	2:09.800	+ 9.461	10:56:26.971	8 -	2:04.636	+ 4.297	11:09:02.358
3 -	2:10.953	+ 10.614	10:58:37.924	9 -	2:02.555	+ 2.216	11:11:04.913
4 -	2:07.372	+ 7.033	11:00:45.296	10 -	2:00.841	+ 0.502	11:13:05.754
5 -	2:05.203	+ 4.864	11:02:50.499	11 -	2:00.339		11:15:06.093
6 -	2:03.207	+ 2.868	11:04:53.706	12 -	2:03.478	+ 3.139	11:17:09.571
54	Ivor MILLER			Ford Lotus Cortina			
1 -	2:08.971	+ 2.723	10:52:18.241	4 -	2:11.007	+ 4.759	10:58:46.816
2 -	2:06.248		10:54:24.489	5 -	5:58.638	+ 3:52.390	11:04:45.454
3 -	2:11.320	+ 5.072	10:56:35.809	6 -	2:17.884	+ 11.636	11:07:03.338
56	Jim GATHERCOLE			Ford Lotus Cortina			
1 -	2:12.957	+ 8.601	10:50:11.676	7 -	2:04.356		11:04:51.993
2 -	2:08.345	+ 3.989	10:52:20.021	8 -	2:06.713	+ 2.357	11:06:58.706
3 -	2:07.206	+ 2.850	10:54:27.227	9 -	2:08.440	+ 4.084	11:09:07.146
4 -	2:05.102	+ 0.746	10:56:32.329	10 -	2:07.987	+ 3.631	11:11:15.133
5 -	4:10.789	+ 2:06.433	11:00:43.118	11 -	2:06.526	+ 2.170	11:13:21.659
6 -	2:04.519	+ 0.163	11:02:47.637				
57	PAUL/WELLS			Hillman Imp			
1 -	2:08.161	+ 9.181	10:49:47.700	7 -	2:02.390	+ 3.410	11:06:03.071
2 -	2:05.786	+ 6.806	10:51:53.486	8 -	1:59.719	+ 0.739	11:08:02.790
3 -	2:06.499	+ 7.519	10:53:59.985	9 -	2:00.868	+ 1.888	11:10:03.658
4 -	2:06.380	+ 7.400	10:56:06.365	10 -	1:58.980		11:12:02.638
5 -	2:04.744	+ 5.764	10:58:11.109	11 -	1:59.043	+ 0.063	11:14:01.681
6 -	5:49.572	+ 3:50.592	11:04:00.681	12 -	1:59.490	+ 0.510	11:16:01.171
75	BATEMAN/BARTON			Ford Lotus Cortina			
1 -	2:21.292	+ 4.576	10:50:22.359	6 -	2:24.265	+ 7.549	11:08:36.515
2 -	4:41.982	+ 2:25.266	10:55:04.341	7 -	2:22.374	+ 5.658	11:10:58.889
3 -	2:17.645	+ 0.929	10:57:21.986	8 -	2:21.443	+ 4.727	11:13:20.332
4 -	2:16.716		10:59:38.702	9 -	2:21.660	+ 4.944	11:15:41.992
5 -	6:33.548	+ 4:16.832	11:06:12.250				
77	EBDON/WATSON			Austin Mini Cooper			
1 -	1:57.783	+ 1.866	10:50:28.032	8 -	1:59.604	+ 3.687	11:06:05.571
2 -	1:59.914	+ 3.997	10:52:27.946	9 -	1:55.917		11:08:01.488

Thruxton
Circuit Length = 2.3560 miles
Start: 10:45 End: 11:17

Top Hat Masters


QUALIFYING FOR RACE 1 - LAP ANALYSIS

3 -	1:58.620	+ 2.703	10:54:26.566	10 -	2:10.715	+ 14.798	11:10:12.203
4 -	2:01.612	+ 5.695	10:56:28.178	11 -	2:06.672	+ 10.755	11:12:18.875
5 -	3:22.634	+ 1:26.717	10:59:50.812	12 -	1:59.709	+ 3.792	11:14:18.584
6 -	2:08.252	+ 12.335	11:01:59.064	13 -	2:00.975	+ 5.058	11:16:19.559
7 -	2:06.903	+ 10.986	11:04:05.967				
99	Mike DOWSETT			Hillman Rallye Imp			
1 -	2:15.147	+ 10.970	10:50:33.975	8 -	2:10.316	+ 6.139	11:05:45.164
2 -	2:10.017	+ 5.840	10:52:43.992	9 -	2:07.925	+ 3.748	11:07:53.089
3 -	2:07.781	+ 3.604	10:54:51.773	10 -	2:04.177		11:09:57.266
4 -	2:18.111	+ 13.934	10:57:09.884	11 -	2:04.394	+ 0.217	11:12:01.660
5 -	2:06.597	+ 2.420	10:59:16.481	12 -	2:05.882	+ 1.705	11:14:07.542
6 -	2:10.574	+ 6.397	11:01:27.055	13 -	2:07.155	+ 2.978	11:16:14.697
7 -	2:07.793	+ 3.616	11:03:34.848				

Thrupton
 Circuit Length = 2.3560 miles
 Start: 10:45 End: 11:17

Top Hat Masters

RACE 1 - GRID

ROW 10	83	Jeremy COOKE	
ROW 9	54	Ivor MILLER	2:06.248
	75	BATEMAN/BARTON	2:16.716
ROW 8	35	Paul CLAYSON	2:04.381
	39	Westley HARDING	2:06.003
ROW 7	99	Mike DOWSETT	2:04.177
	56	Jim GATHERCOLE	2:04.356
ROW 6	34	Charles TIPPET	2:00.106
	47	Chris SCRAGG	2:00.339
ROW 5	57	PAUL/WELLS	1:58.980
	15	David HALL	1:59.071
ROW 4	41	Grant TROMANS	1:54.886
	77	EBDON/WATSON	1:55.917
ROW 3	11	CLARKSON/DODKINS	1:54.300
	1	Bill WYKEHAM	1:54.719
ROW 2	27	Roger COPE	1:50.896
	8	Leo VOYAZIDES	1:51.541
ROW 1	12	DODD/DODD	1:47.798
	17	Richard MEINS	1:49.495
Pole			
			

Thrupton
Circuit Length = 2.3560 miles

These results are provisional until the conclusion of any judicial and technical matters.

Clerk of Course :		Timekeeper :

Top Hat Masters

RACE 1 - CLASSIFICATION

POS	NO	CL	NAME	ENTRY	LAPS	TIME	GAP	DIFF	MPH	BEST	ON
1	6	TH	John YOUNG	Ford Mustang	16	25:31.896			88.58	1:34.000	15
2	8	TH	Leo VOYAZIDES	Ford Falcon	16	25:32.715	0.819	0.819	88.53	1:34.258	16
3	11	TH	Richard DODKINS	Ford Falcon Sprint	16	25:38.187	6.291	5.472	88.22	1:34.497	15
4	12	TH	Graeme DODD	Ford Mustang	16	25:58.512	26.616	20.325	87.07	1:36.072	16
5	27	T3	Roger COPE	BMW 1800 tisa	16	26:27.489	55.593	28.977	85.48	1:38.040	3
6	41	T3	Grant TROMANS	Ford Lotus Cortina	16	26:33.943	1:02.047	6.454	85.13	1:37.247	14
7	17	T2	Richard MEINS	Austin Mini Cooper	16	26:34.939	1:03.043	0.996	85.08	1:38.121	10
8	1	T3	Bill WYKEHAM	BMW 1800 tisa	16	26:39.796	1:07.900	4.857	84.82	1:37.191	13
9	77	T2	EBDON/WATSON	Austin Mini Cooper	16	26:53.853	1:21.957	14.057	84.08	1:38.921	9
10	15	T3	David HALL	Ford Lotus Cortina	16	27:14.840	1:42.944	20.987	83.00	1:38.659	12
11	54	T3	Ivor MILLER	Ford Lotus Cortina	15	25:41.065	1 lap	1 lap	82.55	1:39.729	15
12	34	T1	Charles TIPPET	BMW 1800 Ti	15	25:43.507	1 lap	2.442	82.42	1:41.271	7
13	83	TH	Jeremy COOKE	Ford Mustang	15	26:03.729	1 lap	20.222	81.35	1:40.110	15
14	56	T3	Jim GATHERCOLE	Ford Lotus Cortina	15	26:09.706	1 lap	5.977	81.04	1:42.380	13
15	75	T3	Richard BATEMAN	Ford Lotus Cortina	15	26:41.838	1 lap	32.132	79.42	1:44.150	11
16	47	TH	Chris SCRAGG	Jaguar MKII	15	26:42.954	1 lap	1.116	79.36	1:42.788	15
17	35	TH	Paul CLAYSON	Ford Falcon Sprint	15	26:44.154	1 lap	1.200	79.30	1:44.188	13
18	57	T4	Malcom PAUL	Hillman Imp	15	27:25.512	1 lap	41.358	77.31	1:44.973	11
19	99	T4	Mike DOWSETT	Hillman Rallye Imp	14	25:41.166	2 laps	1 lap	77.04	1:45.754	13

NOT CLASSIFIED

DNF	39	TH	Westley HARDING	Ford Falcon Sprint	2	10:49.554	14 laps	12 laps	26.11	8:11.528	1
-----	----	----	------------------------	--------------------	---	-----------	----------------	---------	-------	----------	---

FASTEST LAP

6	TH	John YOUNG	Ford Mustang	15	1:34.000	90.22 mph	145.21 kph
1	T3	Bill WYKEHAM	BMW 1800 tisa	13	1:37.191	87.26 mph	140.44 kph
17	T2	Richard MEINS	Austin Mini Cooper	10	1:38.121	86.43 mph	139.11 kph
34	T1	Charles TIPPET	BMW 1800 Ti	7	1:41.271	83.75 mph	134.78 kph
57	T4	Malcom PAUL	Hillman Imp	11	1:44.973	80.79 mph	130.03 kph

Weather / Track : Cloudy / Dry

These results are provisional until the conclusion of any judicial and technical matters.

Thruxton
Circuit Length = 2.3560 miles
Start: 16:52 End: 17:19

Clerk of Course :	Timekeeper :
-------------------	--------------

Top Hat Masters

RACE 1 - LAP CHART

Lap 1			Lap 2			Lap 3			Lap 4			Lap 5		
No	Behind	Laptime	No	Behind	Laptime	No	Behind	Laptime	No	Behind	Laptime	No	Behind	Laptime
11		1:39.128	8		1:35.116	8		1:36.138	8		1:35.144	8		1:35.753
8	0.049	1:39.391	11	1.623	1:36.788	11	2.000	1:36.515	11	2.705	1:35.849	6	3.404	1:35.872
12	1.049	1:42.174	12	2.766	1:36.882	6	3.224	1:34.125	6	3.285	1:35.205	11	4.289	1:37.337
6	4.274	1:40.758	6	5.237	1:36.128	12	4.835	1:38.207	12	6.807	1:37.116	12	7.373	1:36.319
27	5.440	1:45.222	27	8.707	1:38.432	27	10.609	1:38.040	27	13.592	1:38.127	39	4 LAPS	8:11.528
17	5.913	1:47.351	17	9.390	1:38.642	17	11.890	1:38.638	17	15.550	1:38.804	27	16.955	1:39.116
1	6.633	1:45.829	1	11.529	1:40.061	1	15.409	1:40.018	1	20.696	1:40.431	17	18.744	1:38.947
15	6.938	1:45.209	15	12.683	1:40.910	15	16.608	1:40.063	15	21.336	1:39.872	1	26.532	1:41.589
41	7.383	1:46.020	41	13.133	1:40.915	41	16.967	1:39.972	41	21.652	1:39.829	15	26.861	1:41.278
77	8.060	1:46.474	77	13.257	1:40.362	77	17.529	1:40.410	77	22.399	1:40.014	41	27.075	1:41.176
34	11.488	1:49.044	34	17.663	1:41.340	34	23.140	1:41.615	34	29.534	1:41.538	77	27.374	1:40.728
56	12.373	1:49.137	83	21.189	1:43.143	83	29.207	1:44.156	83	40.026	1:45.963	34	35.928	1:42.147
83	13.211	1:49.288	56	23.035	1:45.827	54	30.608	1:43.121	54	40.880	1:45.416	54	48.471	1:43.344
47	15.124	1:52.622	54	23.625	1:43.286	56	32.123	1:45.226	56	41.872	1:44.893	83	49.292	1:45.019
54	15.504	1:51.337	47	26.766	1:46.807	75	36.732	1:45.836	75	47.919	1:46.331	56	54.071	1:47.952
75	16.549	1:52.359	75	27.034	1:45.650	47	38.223	1:47.595	47	50.406	1:47.327	75	59.662	1:47.496
57	17.802	1:55.209	57	28.418	1:45.781	57	39.687	1:47.407	57	51.657	1:47.114	47	1:03.403	1:48.750
35	19.497	1:56.009	35	32.521	1:48.189	35	43.953	1:47.570	35	55.237	1:46.428	57	1:04.409	1:48.505
99	21.040	1:57.803	99	34.143	1:48.268	99	47.991	1:49.986	99	1:01.750	1:48.903	35	1:05.203	1:45.719
												99	1:13.959	1:47.962

Thrupton
 Circuit Length = 2.3560 miles
 Start: 16:52 End: 17:19

Top Hat Masters

RACE 1 - LAP CHART

Lap 6			Lap 7			Lap 8			Lap 9			Lap 10		
No	Behind	Laptime	No	Behind	Laptime	No	Behind	Laptime	No	Behind	Laptime	No	Behind	Laptime
8		1:35.658	8		1:34.829	8		1:35.247	8		1:35.467	8		1:35.269
6	2.810	1:35.064	6	2.326	1:34.345	6	1.110	1:34.031	75	1 LAP	1:46.570	6	0.471	1:35.360
11	5.177	1:36.546	11	5.409	1:35.061	11	5.710	1:35.548	6	0.380	1:34.737	11	5.589	1:35.537
12	7.950	1:36.235	12	9.595	1:36.474	99	1 LAP	1:51.662	57	1 LAP	1:45.754	75	1 LAP	1:45.370
27	19.740	1:38.443	27	24.186	1:39.275	12	10.944	1:36.596	47	1 LAP	1:46.187	57	1 LAP	1:45.976
17	22.598	1:39.512	17	26.585	1:38.816	27	27.717	1:38.778	11	5.321	1:35.078	12	14.995	1:37.922
1	30.751	1:39.877	1	35.772	1:39.850	17	30.147	1:38.809	35	1 LAP	1:46.809	47	1 LAP	1:46.963
15	31.588	1:40.385	15	36.395	1:39.636	1	39.982	1:39.457	12	12.342	1:36.865	35	1 LAP	1:45.956
41	31.951	1:40.534	41	36.611	1:39.489	41	40.567	1:39.203	99	1 LAP	1:50.887	27	34.708	1:38.969
77	33.353	1:41.637	77	38.576	1:40.052	15	41.866	1:40.718	27	31.008	1:38.758	17	36.255	1:38.121
34	42.899	1:42.629	34	49.341	1:41.271	77	42.944	1:39.615	17	33.403	1:38.723	99	1 LAP	1:48.508
54	54.778	1:41.965	54	1:00.797	1:40.848	34	56.082	1:41.988	41	42.622	1:37.522	41	45.833	1:38.480
83	56.980	1:43.346	83	1:06.416	1:44.265	54	1:07.697	1:42.147	1	43.289	1:38.774	1	46.990	1:38.970
56	1:01.870	1:43.457	56	1:09.961	1:42.920	83	1:15.392	1:44.223	15	45.783	1:39.384	77	50.448	1:39.319
39	4 LAPS	2:36.810	75	1:24.162	1:47.301	56	1:17.631	1:42.917	77	46.398	1:38.921	15	51.444	1:40.930
75	1:11.690	1:47.686	57	1:27.320	1:46.937				34	1:02.989	1:42.374	34	1:10.142	1:42.422
57	1:15.212	1:46.461	47	1:27.848	1:46.778				54	1:13.190	1:40.960	54	1:19.180	1:41.259
47	1:15.899	1:48.154	35	1:29.310	1:47.634				83	1:23.150	1:43.225	83	1:31.158	1:43.277
35	1:16.505	1:46.960							56	1:24.631	1:42.467	56	1:32.371	1:43.009
99	1:27.566	1:49.265												

Thruxton
 Circuit Length = 2.3560 miles
 Start: 16:52 End: 17:19

Top Hat Masters

RACE 1 - LAP CHART

Lap 11			Lap 12			Lap 13			Lap 14			Lap 15		
No	Behind	Laptime	No	Behind	Laptime	No	Behind	Laptime	No	Behind	Laptime	No	Behind	Laptime
8		1:34.785	8		1:35.539	6		1:35.950	6		1:35.413	6		1:34.000
6	0.254	1:34.568	6	0.505	1:35.790	8	1.652	1:38.107	8	0.923	1:34.684	8	1.680	1:34.757
11	6.460	1:35.656	83	1 LAP	1:43.021	11	6.655	1:36.849	11	6.118	1:34.876	34	1 LAP	1:42.704
12	18.399	1:38.189	56	1 LAP	1:43.247	83	1 LAP	1:44.034	83	1 LAP	1:42.537	54	1 LAP	1:40.146
75	1 LAP	1:44.855	11	6.261	1:35.340	56	1 LAP	1:43.532	56	1 LAP	1:42.380	11	6.615	1:34.497
57	1 LAP	1:45.239	12	20.155	1:37.295	12	21.151	1:37.451	12	23.057	1:37.319	12	25.663	1:36.606
47	1 LAP	1:44.289	75	1 LAP	1:44.150	75	1 LAP	1:45.435	27	46.916	1:38.839	83	1 LAP	1:42.284
35	1 LAP	1:44.225	57	1 LAP	1:44.973	57	1 LAP	1:45.093	75	1 LAP	1:45.820	56	1 LAP	1:42.393
27	38.044	1:38.121	47	1 LAP	1:44.472	35	1 LAP	1:44.437	35	1 LAP	1:44.188	27	52.470	1:39.554
17	41.296	1:39.826	35	1 LAP	1:44.696	27	43.490	1:39.241	17	51.920	1:39.767	17	57.897	1:39.977
41	49.196	1:38.148	27	40.704	1:38.199	47	1 LAP	1:47.284	57	1 LAP	1:46.760	75	1 LAP	1:45.314
1	51.149	1:38.944	17	44.762	1:39.005	17	47.566	1:39.259	47	1 LAP	1:44.156	41	59.681	1:38.230
99	1 LAP	1:49.478	41	52.399	1:38.742	41	53.617	1:37.673	41	55.451	1:37.247	35	1 LAP	1:44.392
77	55.386	1:39.723	1	54.335	1:38.725	1	55.071	1:37.191	1	56.863	1:37.205	1	1:02.385	1:39.522
15	56.185	1:39.526	77	58.988	1:39.141	77	1:02.422	1:39.889	77	1:08.259	1:41.250	47	1 LAP	1:44.365
34	1:17.891	1:42.534	15	59.305	1:38.659	15	1:15.542	1:52.692	15	1:22.627	1:42.498	57	1 LAP	1:51.599
54	1:24.734	1:40.339	99	1 LAP	1:49.432	99	1 LAP	1:50.177	99	1 LAP	1:45.754	77	1:15.906	1:41.647
			34	1:24.218	1:41.866	34	1:29.666	1:41.903				15	1:32.819	1:44.192
			54	1:29.960	1:40.765	54	1:33.826	1:40.321						

Thrupton
 Circuit Length = 2.3560 miles
 Start: 16:52 End: 17:19

Top Hat Masters


RACE 1 - LAP CHART

Lap 16		
No	Behind	Laptime
6		1:35.119
8	0.819	1:34.258
11	6.291	1:34.795
54	1 LAP	1:39.729
99	2 LAPS	1:47.929
34	1 LAP	1:43.773
12	26.616	1:36.072
83	1 LAP	1:40.110
56	1 LAP	1:45.198
27	55.593	1:38.242
41	1:02.047	1:37.485
17	1:03.043	1:40.265
1	1:07.900	1:40.634
75	1 LAP	1:45.560
47	1 LAP	1:42.788
35	1 LAP	1:45.539
77	1:21.957	1:41.170
15	1:42.944	1:45.244
57	1 LAP	2:18.196

Thruxton
Circuit Length = 2.3560 miles
Start: 16:52 End: 17:19

Top Hat Masters

RACE 7 - GRID

ROW 10	99 Mike DOWSETT	39 Westley HARDING
ROW 9	35 Paul CLAYSON	57 Rob WELLS
ROW 8	75 Roger BARTON	47 Chris SCRAGG
ROW 7	83 Jeremy COOKE	56 Jim GATHERCOLE
ROW 6	54 Ivor MILLER	34 Charles TIPPET
ROW 5	77 EBDON/WATSON	15 David HALL
ROW 4	17 Richard MEINS	1 Bill WYKEHAM
ROW 3	27 Roger COPE	41 Grant TROMANS
ROW 2	11 Chris CLARKSON	12 James DODD
ROW 1	6 John YOUNG	8 Leo VOYAZIDES
Pole		
		

Thrupton
Circuit Length = 2.3560 miles

These results are provisional until the conclusion of any judicial and technical matters.

Clerk of Course :		Timekeeper :
-------------------	--	--------------

Top Hat Masters

RACE 7 - CLASSIFICATION

POS	NO	CL	NAME	ENTRY	LAPS	TIME	GAP	DIFF	MPH	BEST	ON
1	6	TH	John YOUNG	Ford Mustang	16	25:35.061			88.40	1:34.457	16
2	8	TH	Leo VOYAZIDES	Ford Falcon	16	25:36.254	1.193	1.193	88.33	1:34.695	4
3	12	TH	James DODD	Ford Mustang	16	25:49.741	14.680	13.487	87.56	1:35.086	9
4	11	TH	Chris CLARKSON	Ford Falcon Sprint	16	26:08.864	33.803	19.123	86.49	1:36.604	13
5	41	T3	Grant TROMANS	Ford Lotus Cortina	16	26:17.721	42.660	8.857	86.01	1:36.140	12
6	27	T3	Roger COPE	BMW 1800 tisa	16	26:17.931	42.870	0.210	86.00	1:36.521	11
7	1	T3	Bill WYKEHAM	BMW 1800 tisa	16	26:26.218	51.157	8.287	85.55	1:37.193	11
8	17	T2	Richard MEINS	Austin Mini Cooper	16	26:29.071	54.010	2.853	85.39	1:37.683	12
9	54	T3	Ivor MILLER	Ford Lotus Cortina	16	27:10.077	1:35.016	41.006	83.25	1:37.498	11
10	34	T1	Charles TIPPET	BMW 1800 Ti	15	25:36.338	1 lap	1 lap	82.80	1:39.480	11
11	56	T3	Jim GATHERCOLE	Ford Lotus Cortina	15	26:24.366	1 lap	48.028	80.29	1:42.929	15
12	35	TH	Paul CLAYSON	Ford Falcon Sprint	15	26:55.682	1 lap	31.316	78.74	1:45.025	10
13	75	T3	Roger BARTON	Ford Lotus Cortina	14	26:11.475	2 laps	1 lap	75.56	1:49.034	14

NOT CLASSIFIED

DNF	99	T4	Mike DOWSETT	Hillman Rallye Imp	11	20:45.546	5 laps	3 laps	74.90	1:49.061	10
DNF	39	TH	Westley HARDING	Ford Falcon Sprint	9	23:15.822	7 laps	2 laps	54.68	1:44.062	8
DNF	15	T3	David HALL	Ford Lotus Cortina	7	12:12.082	9 laps	2 laps	81.09	1:39.940	5
DNF	83	TH	Jeremy COOKE	Ford Mustang	6	10:21.048	10 laps	1 lap	81.94	1:41.987	2
DNF	77	T2	EBDON/WATSON	Austin Mini Cooper	6	16:06.947	10 laps	5:45.899	52.62	1:43.159	5
DNF	47	TH	Chris SCRAGG	Jaguar MKII	2	3:50.703	14 laps	4 laps	73.52	1:51.357	2

FASTEST LAP

41	T3	Grant TROMANS	Ford Lotus Cortina	12	1:36.140	88.22 mph	141.97 kph
6	TH	John YOUNG	Ford Mustang	16	1:34.457	89.79 mph	144.50 kph
17	T2	Richard MEINS	Austin Mini Cooper	12	1:37.683	86.82 mph	139.73 kph
34	T1	Charles TIPPET	BMW 1800 Ti	11	1:39.480	85.25 mph	137.21 kph
99	T4	Mike DOWSETT	Hillman Rallye Imp	10	1:49.061	77.76 mph	125.15 kph

Weather / Track : Cloudy / Dry

These results are provisional until the conclusion of any judicial and technical matters.

Thruxton
Circuit Length = 2.3560 miles
Start: 11:30 End: 11:57

Clerk of Course :		Timekeeper :
-------------------	--	--------------

Top Hat Masters

RACE 7 - LAP CHART

Lap 1			Lap 2			Lap 3			Lap 4			Lap 5		
No	Behind	Laptime	No	Behind	Laptime	No	Behind	Laptime	No	Behind	Laptime	No	Behind	Laptime
6		1:41.504	6		1:36.705	6		1:35.722	6		1:35.595	6		1:35.671
8	0.657	1:42.161	8	0.946	1:36.994	8	1.543	1:36.319	8	0.643	1:34.695	8	0.524	1:35.552
12	1.665	1:43.169	12	1.710	1:36.750	12	2.289	1:36.301	12	2.204	1:35.510	12	1.989	1:35.456
11	4.364	1:45.868	11	5.624	1:37.965	11	7.050	1:37.148	11	9.346	1:37.891	11	11.279	1:37.604
17	6.337	1:47.841	17	11.063	1:41.431	27	14.598	1:39.012	27	17.616	1:38.613	27	20.630	1:38.685
1	7.068	1:48.572	27	11.308	1:40.283	17	15.031	1:39.690	41	18.664	1:38.654	41	21.157	1:38.164
41	7.192	1:48.696	41	11.344	1:40.857	41	15.605	1:39.983	17	19.433	1:39.997	17	22.045	1:38.283
27	7.730	1:49.234	1	12.789	1:42.426	1	16.821	1:39.754	1	19.698	1:38.472	1	22.530	1:38.503
15	8.282	1:49.786	15	13.596	1:42.019	15	19.198	1:41.324	15	23.961	1:40.358	15	28.230	1:39.940
83	8.827	1:50.331	83	14.109	1:41.987	54	20.198	1:39.157	54	24.373	1:39.770	83	33.727	1:42.013
56	11.836	1:53.340	77	1 LAP	3:33.024	83	20.980	1:42.593	83	27.385	1:42.000	34	36.797	1:42.096
34	12.388	1:53.892	54	16.763	1:39.736	39	1 LAP	3:18.604 P	34	30.372	1:42.467	54	53.701	2:04.999
54	13.732	1:55.236	34	17.503	1:41.820	77	1 LAP	1:43.949	39	1 LAP	1:54.653	56	55.429	1:49.776
35	15.343	1:56.847	56	21.333	1:46.202	34	23.500	1:41.719	56	41.324	1:46.259	35	1:01.638	1:46.901
39	15.462	1:56.966	35	27.184	1:48.546	56	30.660	1:45.049	35	50.408	1:46.893	75	1:26.487	1:50.258
47	17.842	1:59.346	47	32.494	1:51.357	35	39.110	1:47.648	75	1:11.900	1:51.407	99	1:27.387	1:50.409
75	23.780	2:05.284	75	39.893	1:52.818	75	56.088	1:51.917	99	1:12.649	1:51.097			
99	24.278	2:05.782	99	40.415	1:52.842	99	57.147	1:52.454						

Thrupton
 Circuit Length = 2.3560 miles
 Start: 11:30 End: 11:57

Top Hat Masters

RACE 7 - LAP CHART

Lap 6			Lap 7			Lap 8			Lap 9			Lap 10		
No	Behind	Laptime	No	Behind	Laptime	No	Behind	Laptime	No	Behind	Laptime	No	Behind	Laptime
6		1:35.691	6		1:35.440	6		1:35.611	6		1:35.495	6		1:35.646
8	0.872	1:36.039	8	2.304	1:36.872	8	2.135	1:35.442	35	1 LAP	1:46.233	8	1.374	1:35.610
12	1.775	1:35.477	12	3.295	1:36.960	12	3.333	1:35.649	8	1.410	1:34.770	77	4 LAPS	2:16.334
11	13.697	1:38.109	75	1 LAP	1:52.969	11	18.517	1:38.124	12	2.924	1:35.086	12	4.528	1:37.250
27	22.394	1:37.455	99	1 LAP	1:53.041	75	1 LAP	1:52.411	11	19.929	1:36.907	35	1 LAP	1:47.483
41	23.226	1:37.760	11	16.004	1:37.747	99	1 LAP	1:52.068	27	29.221	1:38.344	11	21.596	1:37.313
17	24.278	1:37.924	27	24.539	1:37.585	27	26.372	1:37.444	41	29.647	1:37.605	27	30.792	1:37.217
1	25.656	1:38.817	41	25.659	1:37.873	41	27.537	1:37.489	1	33.654	1:38.782	41	31.584	1:37.583
77	3 LAPS	4:55.021	17	27.581	1:38.743	1	30.367	1:37.695	17	34.210	1:38.108	1	35.751	1:37.743
15	32.655	1:40.116	1	28.283	1:38.067	17	31.597	1:39.627	75	1 LAP	1:53.197	17	36.510	1:37.946
83	40.160	1:42.124	34	50.504	1:43.697	34	56.666	1:41.773	99	1 LAP	1:53.124	75	1 LAP	1:50.296
34	42.247	1:41.141	77	3 LAPS	1:55.460 P	77	3 LAPS	1:43.159	34	1:02.125	1:40.954	99	1 LAP	1:50.837
54	58.439	1:40.429	15	55.754	1:58.539	54	1:06.916	1:38.967	54	1:10.065	1:38.644	34	1:08.686	1:42.207
56	1:03.548	1:43.810	39	3 LAPS	5:06.628	39	3 LAPS	1:51.682	56	1:31.564	1:44.410	54	1:12.208	1:37.789
35	1:13.278	1:47.331	54	1:03.560	1:40.561	56	1:22.649	1:46.683	39	3 LAPS	1:52.027			
			56	1:11.577	1:43.469									
			35	1:24.976	1:47.138									

Thrupton
 Circuit Length = 2.3560 miles
 Start: 11:30 End: 11:57

Top Hat Masters

RACE 7 - LAP CHART

Lap 11			Lap 12			Lap 13			Lap 14			Lap 15		
No	Behind	Laptime	No	Behind	Laptime	No	Behind	Laptime	No	Behind	Laptime	No	Behind	Laptime
6		1:35.901	6		1:35.690	8		1:34.980	6		1:35.677	6		1:34.577
8	0.655	1:35.182	8	0.242	1:35.277	6	0.457	1:35.679	8	0.144	1:36.278	8	0.422	1:34.855
12	5.261	1:36.634	12	6.542	1:36.971	12	7.907	1:36.587	75	2 LAPS	1:50.916	12	12.106	1:37.649
56	1 LAP	1:45.334	56	1 LAP	1:44.080	56	1 LAP	1:44.754	12	9.034	1:37.261	75	2 LAPS	1:50.915
39	4 LAPS	1:48.431	39	4 LAPS	1:44.062	11	26.412	1:36.604	11	27.757	1:37.479	11	30.511	1:37.331
35	1 LAP	1:45.025	11	25.030	1:38.193	27	35.044	1:37.433	56	1 LAP	1:44.722	41	39.471	1:38.176
11	22.527	1:36.832	35	1 LAP	1:46.246	41	35.253	1:37.439	27	35.619	1:36.709	27	39.472	1:38.430
27	31.412	1:36.521	27	32.833	1:37.111	1	43.060	1:39.336	41	35.872	1:36.753	56	1 LAP	1:43.549
41	32.586	1:36.903	41	33.036	1:36.140	35	1 LAP	1:47.590	1	45.217	1:38.291	1	48.421	1:37.781
1	37.043	1:37.193	1	38.946	1:37.593	17	44.281	1:38.786	17	46.812	1:38.665	17	50.029	1:37.794
17	38.724	1:38.115	17	40.717	1:37.683	54	1:20.917	1:37.761	39	5 LAPS	3:42.769	35	1 LAP	1:47.450
75	1 LAP	1:49.440	54	1:18.378	1:40.263	34	1:25.349	1:40.707	35	1 LAP	1:48.290	54	1:29.734	1:40.261
99	1 LAP	1:49.061	34	1:19.864	1:43.289				54	1:24.050	1:39.267			
34	1:12.265	1:39.480	75	1 LAP	1:50.613				34	1:29.344	1:40.129			
54	1:13.805	1:37.498	99	1 LAP	1:54.831									

Thruxton
 Circuit Length = 2.3560 miles
 Start: 11:30 End: 11:57

Top Hat Masters

RACE 7 - LAP CHART

Lap 16		
No	Behind	Laptime
6		1:34.457
8	1.193	1:35.228
34	1 LAP	1:40.967
12	14.680	1:37.031
11	33.803	1:37.749
75	2 LAPS	1:49.034
41	42.660	1:37.646
27	42.870	1:37.855
56	1 LAP	1:42.929
1	51.157	1:37.193
17	54.010	1:38.438
35	1 LAP	1:46.061
54	1:35.016	1:39.739

Thruxton
Circuit Length = 2.3560 miles
Start: 11:30 End: 11:57

Sports Racing Masters

QUALIFYING FOR RACE 2 - CLASSIFICATION

POS	NO	CL	NAME	ENTRY	TIME	ON	LAPS	GAP	DIFF	MPH
1	76	A	Andrew NEWALL	Lotus 23B	1:38.100	17	17			86.45
2	70	I	CLARK/HADFIELD	Ford GT40	1:42.010	4	14	3.910	3.910	83.14
3	22	I	Chris BALL	Ford GT40	1:42.473	13	14	4.373	0.463	82.76
4	5	GT	Leo VOYAZIDES	AC Cobra	1:45.929	6	16	7.829	3.456	80.06
5	20	B	Michael O'SHEA	Cooper T61P	1:46.819	14	15	8.719	0.890	79.40
6	29	A	Keith ASHLERS	Cooper Monaco	1:47.170	8	13	9.070	0.351	79.14
7	30	I	Stuart TIZZARD	Lenham Spyder	1:47.367	15	15	9.267	0.197	78.99
8	47	I	Alan SCHLESINGER	Ford GT40	1:48.484	15	15	10.384	1.117	78.18
9	17	D	Richard MEINS	Lola T70 Spyder	1:49.915	13	15	11.815	1.431	77.16
10	74	GT	Chris SCRAGG	Jaguar E-Type	1:51.425	8	14	13.325	1.510	76.11
11	28	A	Chris CLARKSON	Lotus 23B	1:57.267	3	6	19.167	5.842	72.32
12	52	I	Nick ADAMS	Ferrari 246S	2:05.861	3	3	27.761	8.594	67.38

Weather / Track : Bright / Wet

These results are provisional until the conclusion of any judicial and technical matters.

Thruxton
Circuit Length = 2.3560 miles
Start: 11:24 End: 11:56

Clerk of Course :

Timekeeper :

Sports Racing Masters

QUALIFYING FOR RACE 2 - LAP ANALYSIS

5	Leo VOYAZIDES		AC Cobra				
1 -	2:02.149	+ 16.220	11:29:26.412	9 -	1:47.694	+ 1.765	11:43:52.758
2 -	1:54.169	+ 8.240	11:31:20.581	10 -	1:47.697	+ 1.768	11:45:40.455
3 -	1:49.800	+ 3.871	11:33:10.381	11 -	1:47.971	+ 2.042	11:47:28.426
4 -	1:48.183	+ 2.254	11:34:58.564	12 -	1:49.380	+ 3.451	11:49:17.806
5 -	1:47.014	+ 1.085	11:36:45.578	13 -	1:46.801	+ 0.872	11:51:04.607
6 -	1:45.929		11:38:31.507	14 -	1:46.759	+ 0.830	11:52:51.366
7 -	1:47.028	+ 1.099	11:40:18.535	15 -	1:47.335	+ 1.406	11:54:38.701
8 -	1:46.529	+ 0.600	11:42:05.064	16 -	1:48.001	+ 2.072	11:56:26.702
17	Richard MEINS		Lola T70 Spyder				
1 -	2:00.638	+ 10.723	11:29:29.719	9 -	1:54.983	+ 5.068	11:45:11.438
2 -	2:07.722	+ 17.807	11:31:37.441	10 -	1:51.384	+ 1.469	11:47:02.822
3 -	2:00.564	+ 10.649	11:33:38.005	11 -	1:51.673	+ 1.758	11:48:54.495
4 -	1:58.505	+ 8.590	11:35:36.510	12 -	1:51.850	+ 1.935	11:50:46.345
5 -	1:56.263	+ 6.348	11:37:32.773	13 -	1:49.915		11:52:36.260
6 -	1:57.061	+ 7.146	11:39:29.834	14 -	1:51.901	+ 1.986	11:54:28.161
7 -	1:53.021	+ 3.106	11:41:22.855	15 -	1:50.512	+ 0.597	11:56:18.673
8 -	1:53.600	+ 3.685	11:43:16.455				
20	Michael O'SHEA		Cooper T61P				
1 -	1:59.813	+ 12.994	11:29:12.183	9 -	1:50.629	+ 3.810	11:44:37.759
2 -	2:01.039	+ 14.220	11:31:13.222	10 -	1:51.228	+ 4.409	11:46:28.987
3 -	1:58.345	+ 11.526	11:33:11.567	11 -	1:50.840	+ 4.021	11:48:19.827
4 -	2:00.325	+ 13.506	11:35:11.892	12 -	1:49.875	+ 3.056	11:50:09.702
5 -	1:57.883	+ 11.064	11:37:09.775	13 -	1:47.606	+ 0.787	11:51:57.308
6 -	1:53.501	+ 6.682	11:39:03.276	14 -	1:46.819		11:53:44.127
7 -	1:51.435	+ 4.616	11:40:54.711	15 -	1:47.857	+ 1.038	11:55:31.984
8 -	1:52.419	+ 5.600	11:42:47.130				
22	Chris BALL		Ford GT40				
1 -	1:55.664	+ 13.191	11:29:21.826	8 -	1:43.603	+ 1.130	11:41:52.989
2 -	1:54.563	+ 12.090	11:31:16.389	9 -	1:44.536	+ 2.063	11:43:37.525
3 -	1:48.116	+ 5.643	11:33:04.505	10 -	1:43.706	+ 1.233	11:45:21.231
4 -	1:45.992	+ 3.519	11:34:50.497	11 -	1:42.997	+ 0.524	11:47:04.228
5 -	1:46.925	+ 4.452	11:36:37.422	12 -	1:43.808	+ 1.335	11:48:48.036
6 -	1:47.382	+ 4.909	11:38:24.804	13 -	1:42.473		11:50:30.509
7 -	1:44.582	+ 2.109	11:40:09.386	14 -	1:52.580	+ 10.107	11:52:23.089
28	Chris CLARKSON		Lotus 23B				
1 -	1:59.805	+ 2.538	11:29:32.551	4 -	2:00.734	+ 3.467	11:35:33.464
2 -	2:02.912	+ 5.645	11:31:35.463	5 -	1:57.292	+ 0.025	11:37:30.756
3 -	1:57.267		11:33:32.730	6 -	1:59.440	+ 2.173	11:39:30.196
29	Keith ASHLERS		Cooper Monaco				
1 -	1:56.021	+ 8.851	11:29:00.597	8 -	1:47.170		11:46:43.093
2 -	1:54.961	+ 7.791	11:30:55.558	9 -	2:02.741	+ 15.571	11:48:45.834
3 -	1:54.483	+ 7.313	11:32:50.041	10 -	1:48.675	+ 1.505	11:50:34.509
4 -	6:35.615	+ 4:48.445	11:39:25.656	11 -	1:48.900	+ 1.730	11:52:23.409
5 -	1:52.022	+ 4.852	11:41:17.678	12 -	1:48.508	+ 1.338	11:54:11.917
6 -	1:49.060	+ 1.890	11:43:06.738	13 -	1:47.386	+ 0.216	11:55:59.303
7 -	1:49.185	+ 2.015	11:44:55.923				
30	Stuart TIZZARD		Lenham Spyder				
1 -	1:57.211	+ 9.844	11:30:11.460	9 -	1:50.217	+ 2.850	11:45:08.255
2 -	1:54.502	+ 7.135	11:32:05.962	10 -	1:48.154	+ 0.787	11:46:56.409
3 -	1:53.071	+ 5.704	11:33:59.033	11 -	1:48.305	+ 0.938	11:48:44.714
4 -	1:51.990	+ 4.623	11:35:51.023	12 -	1:48.936	+ 1.569	11:50:33.650
5 -	1:50.496	+ 3.129	11:37:41.519	13 -	1:47.802	+ 0.435	11:52:21.452
6 -	1:53.043	+ 5.676	11:39:34.562	14 -	2:01.476	+ 14.109	11:54:22.928
7 -	1:49.053	+ 1.686	11:41:23.615	15 -	1:47.367		11:56:10.295
8 -	1:54.423	+ 7.056	11:43:18.038				

Thruxton
Circuit Length = 2.3560 miles
Start: 11:24 End: 11:56

Sports Racing Masters


QUALIFYING FOR RACE 2 - LAP ANALYSIS

47	Alan SCHLESINGER		Ford GT40				
1 -	2:01.933	+ 13.449	11:30:12.434	9 -	1:51.118	+ 2.634	11:45:35.824
2 -	1:56.822	+ 8.338	11:32:09.256	10 -	1:50.001	+ 1.517	11:47:25.825
3 -	1:55.623	+ 7.139	11:34:04.879	11 -	1:50.695	+ 2.211	11:49:16.520
4 -	1:53.317	+ 4.833	11:35:58.196	12 -	1:50.208	+ 1.724	11:51:06.728
5 -	2:10.091	+ 21.607	11:38:08.287	13 -	1:51.265	+ 2.781	11:52:57.993
6 -	1:52.605	+ 4.121	11:40:00.892	14 -	1:50.900	+ 2.416	11:54:48.893
7 -	1:52.196	+ 3.712	11:41:53.088	15 -	1:48.484		11:56:37.377
8 -	1:51.618	+ 3.134	11:43:44.706				
52	Nick ADAMS		Ferrari 246S				
1 -	2:15.270	+ 9.409	11:47:20.224	3 -	2:05.861		11:51:32.293
2 -	2:06.208	+ 0.347	11:49:26.432				
70	CLARK/HADFIELD		Ford GT40				
1 -	1:44.314	+ 2.304	11:29:07.838	8 -	1:55.972	+ 13.962	11:45:38.745
2 -	1:46.297	+ 4.287	11:30:54.135	9 -	1:53.375	+ 11.365	11:47:32.120
3 -	1:42.337	+ 0.327	11:32:36.472	10 -	1:52.075	+ 10.065	11:49:24.195
4 -	1:42.010		11:34:18.482	11 -	1:51.738	+ 9.728	11:51:15.933
5 -	5:25.066	+ 3:43.056	11:39:43.548	12 -	1:49.078	+ 7.068	11:53:05.011
6 -	2:00.088	+ 18.078	11:41:43.636	13 -	1:49.939	+ 7.929	11:54:54.950
7 -	1:59.137	+ 17.127	11:43:42.773	14 -	1:47.636	+ 5.626	11:56:42.586
74	Chris SCRAGG		Jaguar E-Type				
1 -	1:57.449	+ 6.024	11:29:31.276	8 -	1:51.425		11:42:50.753
2 -	2:03.290	+ 11.865	11:31:34.566	9 -	1:52.487	+ 1.062	11:44:43.240
3 -	1:53.697	+ 2.272	11:33:28.263	10 -	1:51.861	+ 0.436	11:46:35.101
4 -	1:52.852	+ 1.427	11:35:21.115	11 -	1:54.687	+ 3.262	11:48:29.788
5 -	1:53.644	+ 2.219	11:37:14.759	12 -	4:34.763	+ 2:43.338	11:53:04.551
6 -	1:53.065	+ 1.640	11:39:07.824	13 -	1:53.072	+ 1.647	11:54:57.623
7 -	1:51.504	+ 0.079	11:40:59.328	14 -	1:52.071	+ 0.646	11:56:49.694
76	Andrew NEWALL		Lotus 23B				
1 -	1:56.101	+ 18.001	11:29:09.344	10 -	1:45.251	+ 7.151	11:44:37.973
2 -	1:46.758	+ 8.658	11:30:56.102	11 -	1:40.026	+ 1.926	11:46:17.999
3 -	1:44.502	+ 6.402	11:32:40.604	12 -	1:39.462	+ 1.362	11:47:57.461
4 -	1:43.656	+ 5.556	11:34:24.260	13 -	1:38.581	+ 0.481	11:49:36.042
5 -	1:41.633	+ 3.533	11:36:05.893	14 -	1:38.869	+ 0.769	11:51:14.911
6 -	1:42.609	+ 4.509	11:37:48.502	15 -	1:40.525	+ 2.425	11:52:55.436
7 -	1:42.671	+ 4.571	11:39:31.173	16 -	1:39.391	+ 1.291	11:54:34.827
8 -	1:41.737	+ 3.637	11:41:12.910	17 -	1:38.100		11:56:12.927
9 -	1:39.812	+ 1.712	11:42:52.722				

Thruxton
 Circuit Length = 2.3560 miles
 Start: 11:24 End: 11:56

Sports Racing Masters

RACE 2 - GRID

ROW 6	1:57.267 28 Chris CLARKSON	2:05.861 52 Nick ADAMS
ROW 5	1:49.915 17 Richard MEINS	1:51.425 74 Chris SCRAGG
ROW 4	1:47.367 30 Stuart TIZZARD	1:48.484 47 Alan SCHLESINGER
ROW 3	1:46.819 20 Michael O'SHEA	1:47.170 29 Keith ASHLERS
ROW 2	1:42.473 22 Chris BALL	1:45.929 5 Leo VOYAZIDES
ROW 1	1:38.100 76 Andrew NEWALL	1:42.010 70 CLARK/HADFIELD
Pole		
		

Thruxton
Circuit Length = 2.3560 miles

These results are provisional until the conclusion of any judicial and technical matters.

Clerk of Course :		Timekeeper :
-------------------	--	--------------

Sports Racing Masters

RACE 2 - CLASSIFICATION

POS	NO	CL	NAME	ENTRY	LAPS	TIME	GAP	DIFF	MPH	BEST	ON
1	17	D	Richard MEINS	Lola T70 Spyder	21	30:45.439			96.51	1:25.726	11
2	70	I	CLARK/HADFIELD	Ford GT40	21	30:57.919	12.480	12.480	95.86	1:25.684	11
3	76	A	Andrew NEWALL	Lotus 23B	21	31:36.482	51.043	38.563	93.91	1:28.670	20
4	20	B	Michael O'SHEA	Cooper T61P	20	30:50.158	1 lap	1 lap	91.68	1:30.172	16
5	5	GT	Leo VOYAZIDES	AC Cobra	20	31:10.335	1 lap	20.177	90.69	1:31.827	11
6	74	GT	Chris SCRAGG	Jaguar E-Type	20	31:15.354	1 lap	5.019	90.45	1:31.755	8
7	22	I	Chris BALL	Ford GT40	20	31:32.843	1 lap	17.489	89.61	1:27.928	18
8	29	A	Keith AHLERS	Cooper Monaco	20	31:33.378	1 lap	0.535	89.59	1:31.609	2
9	47	I	Alan SCHLESINGER	Ford GT40	19	30:51.415	2 laps	1 lap	87.04	1:29.688	9
NOT CLASSIFIED											
DNF	28	A	Chris CLARKSON	Lotus 23B	16	24:47.398	5 laps	3 laps	91.23	1:30.227	15
FASTEST LAP											
74	GT	Chris SCRAGG	Jaguar E-Type	8	1:31.755	92.43 mph	148.76 kph				
17	D	Richard MEINS	Lola T70 Spyder	11	1:25.726	98.93 mph	159.22 kph				
20	B	Michael O'SHEA	Cooper T61P	16	1:30.172	94.05 mph	151.37 kph				
70	I	CLARK/HADFIELD	Ford GT40	11	1:25.684	98.98 mph	159.30 kph				
76	A	Andrew NEWALL	Lotus 23B	20	1:28.670	95.65 mph	153.93 kph				

Weather / Track : Cloudy / Dry

These results are provisional until the conclusion of any judicial and technical matters.

Thruxton
 Circuit Length = 2.3560 miles
 Start: 17:31 End: 18:02

Clerk of Course :		Timekeeper :
-------------------	--	--------------

Sports Racing Masters
RACE 2 - LAP CHART

Lap 1			Lap 2			Lap 3			Lap 4			Lap 5		
No	Behind	Laptime	No	Behind	Laptime	No	Behind	Laptime	No	Behind	Laptime	No	Behind	Laptime
76		1:31.688	70		1:29.564	70		1:28.241	70		1:27.989	70		1:28.290
70	0.419	1:31.907	76	0.833	1:30.816	76	2.382	1:29.790	76	3.673	1:29.280	17	3.032	1:27.220
17	4.158	1:32.807	17	4.031	1:29.856	17	4.407	1:28.617	17	4.102	1:27.684	76	4.959	1:29.576
20	5.065	1:35.068	29	7.847	1:31.609	29	11.873	1:32.267	29	15.805	1:31.921	29	21.802	1:34.287
29	6.221	1:36.094	20	8.045	1:32.963	20	14.178	1:34.374	20	18.345	1:32.156	20	22.603	1:32.548
5	7.255	1:37.777	5	11.937	1:34.665	5	18.005	1:34.309	5	23.524	1:33.508	28	29.229	1:32.735
74	9.031	1:36.728	28	15.790	1:35.741	28	21.171	1:33.622	28	24.784	1:31.602	5	29.746	1:34.512
28	10.032	1:37.728	74	16.048	1:37.000	74	22.325	1:34.518	74	27.687	1:33.351	74	32.822	1:33.425
22	29.127	1:59.893	47	1 LAP	3:22.645	47	1 LAP	1:33.522	47	1 LAP	1:33.315	47	1 LAP	1:33.783
			22	34.223	1:35.079	22	40.210	1:34.228	22	46.826	1:34.605	22	52.720	1:34.184

Thruxton
Circuit Length = 2.3560 miles
Start: 17:31 End: 18:02

Sports Racing Masters
RACE 2 - LAP CHART

Lap 6			Lap 7			Lap 8			Lap 9			Lap 10		
No	Behind	Laptime	No	Behind	Laptime	No	Behind	Laptime	No	Behind	Laptime	No	Behind	Laptime
70		1:27.716	70		1:27.543	70		1:27.249	17		1:26.366	17		1:26.482
17	1.423	1:26.107	17	0.465	1:26.585	17	0.133	1:26.917	70	1.623	1:28.122	70	1.844	1:26.703
76	6.432	1:29.189	76	19.864	1:40.975	76	22.614	1:29.999	76	25.082	1:28.967	76	27.549	1:28.949
29	26.665	1:32.579	29	31.995	1:32.873	29	37.604	1:32.858	29	44.413	1:33.308	29	51.061	1:32.890
20	27.203	1:32.316	20	32.802	1:33.142	20	38.288	1:32.735	20	44.653	1:32.864	29	52.289	1:34.358
28	34.809	1:33.296	28	40.310	1:33.044	28	45.003	1:31.942	28	50.794	1:32.290	28	56.101	1:31.789
5	35.559	1:33.529	5	40.880	1:32.864	5	46.339	1:32.708	5	52.696	1:32.856	5	58.396	1:32.182
74	38.169	1:33.063	74	43.023	1:32.397	74	47.529	1:31.755	74	53.252	1:32.222	74	59.043	1:32.273
47	1 LAP	1:32.838	47	1 LAP	1:31.949	47	1 LAP	1:31.815	47	1 LAP	1:30.873	47	1 LAP	1:29.688
22	58.620	1:33.616	22	1:04.327	1:33.250	22	1:09.858	1:32.780	22	1:16.644	1:33.285	22	1:22.153	1:31.991

Thruxton
 Circuit Length = 2.3560 miles
 Start: 17:31 End: 18:02

Sports Racing Masters
RACE 2 - LAP CHART

Lap 11			Lap 12			Lap 13			Lap 14			Lap 15		
No	Behind	Laptime	No	Behind	Laptime	No	Behind	Laptime	No	Behind	Laptime	No	Behind	Laptime
17		1:25.726	17		1:29.505	17		1:28.163	17		1:25.742	17		1:26.569
70	1.802	1:25.684	70	0.418	1:28.121	70	0.629	1:28.374	70	2.069	1:27.182	29	1 LAP	1:36.077
76	34.490	1:32.667	22	1 LAP	1:34.448	22	1 LAP	1:29.477	22	1 LAP	1:29.593	70	1.697	1:26.197
20	1:00.081	1:34.746	76	34.153	1:29.168	76	35.103	1:29.113	76	40.714	1:31.353	22	1 LAP	1:31.033
29	1:01.441	1:34.878	20	1:04.325	1:33.749	20	1:08.102	1:31.940	20	1:13.306	1:30.946	76	44.086	1:29.941
28	1:02.008	1:31.633	28	1:05.736	1:33.233	28	1:09.252	1:31.679	28	1:14.472	1:30.962	20	1:17.375	1:30.638
5	1:04.497	1:31.827	29	1:06.764	1:34.828	47	1 LAP	1:30.515	47	1 LAP	1:30.915	28	1:18.130	1:30.227
47	1 LAP	1:30.692	47	1 LAP	1:30.577	5	1:13.409	1:33.531	5	1:19.628	1:31.961	47	1 LAP	1:30.395
74	1:06.169	1:32.852	5	1:08.041	1:33.049	74	1:15.154	1:33.793	74	1:21.993	1:32.581	5	1:24.962	1:31.903
			74	1:09.524	1:32.860	29	1:16.303	1:37.702						

Thruxton
 Circuit Length = 2.3560 miles
 Start: 17:31 End: 18:02

Sports Racing Masters
RACE 2 - LAP CHART

Lap 16			Lap 17			Lap 18			Lap 19			Lap 20		
No	Behind	Laptime	No	Behind	Laptime	No	Behind	Laptime	No	Behind	Laptime	No	Behind	Laptime
17		1:26.969	17		1:27.110	17		1:27.067	17		1:28.452	17		1:28.252
74	1 LAP	1:33.803	70	1.597	1:26.448	5	1 LAP	1:32.845	20	1 LAP	1:32.312	20	1 LAP	1:30.414
70	2.259	1:27.531	5	1 LAP	1:33.599	74	1 LAP	1:33.142	47	2 LAPS	1:32.811	47	2 LAPS	1:29.994
29	1 LAP	1:36.518	74	1 LAP	1:33.096	70	15.260	1:40.730	70	14.857	1:28.049	70	15.326	1:28.721
22	1 LAP	1:29.121	22	1 LAP	1:30.444	22	1 LAP	1:30.673	5	1 LAP	1:33.786	5	1 LAP	1:32.154
76	47.699	1:30.582	29	1 LAP	1:36.249	29	1 LAP	1:36.865	74	1 LAP	1:33.013	22	1 LAP	1:28.569
20	1:20.578	1:30.172	76	49.827	1:29.238	76	51.539	1:28.779	22	1 LAP	1:27.928	74	1 LAP	1:34.165
47	1 LAP	1:29.690	20	1:24.865	1:31.397				29	1 LAP	1:35.762	29	1 LAP	1:35.665
28	1:22.985	1:31.824	47	1 LAP	1:31.388				76	51.937	1:28.850	76	52.355	1:28.670

Thruxton
Circuit Length = 2.3560 miles
Start: 17:31 End: 18:02

Sports Racing Masters


RACE 2 - LAP CHART

Lap 21		
No	Behind	Laptime
17		1:30.145
20	1 LAP	1:31.044
47	2 LAPS	1:31.497
70	12.480	1:27.299
5	1 LAP	1:35.545
74	1 LAP	1:35.267
22	1 LAP	1:57.665
29	1 LAP	1:34.806
76	51.043	1:28.833

Thruxton
Circuit Length = 2.3560 miles
Start: 17:31 End: 18:02

Sports Racing Masters

RACE 9 - GRID

ROW 6	30 Stuart TIZZARD	52 Nick ADAMS
ROW 5	47 Alan SCHLESINGER	28 Chris CLARKSON
ROW 4	22 Chris BALL	29 Keith AHLERS
ROW 3	5 Leo VOYAZIDES	74 Chris SCRAGG
ROW 2	76 Andrew NEWALL	20 Michael O'SHEA
ROW 1	17 Richard MEINS	70 CLARK/HADFIELD
Pole		
		

Thruxton
Circuit Length = 2.3560 miles

These results are provisional until the conclusion of any judicial and technical matters.

Clerk of Course :

Timekeeper :

Sports Racing Masters

RACE 9 - RESTART - CLASSIFICATION

POS	NO	CL	NAME	ENTRY	LAPS	TIME	GAP	DIFF	MPH	BEST	ON
1	70	I	Simon HADFIELD	Elva Mk7s	11	16:07.997			96.38	1:26.962	8
2	76	A	Andrew NEWALL	Lotus 23B	11	16:12.795	4.798	4.798	95.90	1:26.931	3
3	30	I	Stuart TIZZARD	Lenham Spyder	11	16:31.412	23.415	18.617	94.10	1:28.638	4
4	20	B	Michael O'SHEA	Cooper T61P	11	16:57.455	49.458	26.043	91.69	1:30.778	2
5	29	A	Keith AHLERS	Cooper Monaco	11	17:12.050	1:04.053	14.595	90.39	1:28.941	10
6	5	GT	Leo VOYAZIDES	AC Cobra	11	17:13.018	1:05.021	0.968	90.31	1:32.459	2
7	74	GT	Chris SCRAGG	Jaguar E-Type	11	17:33.356	1:25.359	20.338	88.57	1:33.887	2
NOT CLASSIFIED											
DNF	17	D	Richard MEINS	Lola T70 Spyder	0						
DNF	22	I	Chris BALL	Ford GT40	0						
DNF	28	A	Chris CLARKSON	Lotus 23B	0						
DNF	47	I	Alan SCHLESINGER	Ford GT40	0						
FASTEST LAP											
76	A	Andrew NEWALL	Lotus 23B		3	1:26.931			97.56 mph	157.01 kph	
20	B	Michael O'SHEA	Cooper T61P		2	1:30.778			93.43 mph	150.36 kph	
5	GT	Leo VOYAZIDES	AC Cobra		2	1:32.459			91.73 mph	147.63 kph	
70	I	Simon HADFIELD	Elva Mk7s		8	1:26.962			97.53 mph	156.96 kph	

Weather / Track : Cloudy / Dry
 These results are provisional until the conclusion of any judicial and technical matters.

Thruxton
 Circuit Length = 2.3560 miles
 Start: 14:04 End: 14:21

Clerk of Course :		Timekeeper :
-------------------	--	--------------

Sports Racing Masters

RACE 9 - RESTART - LAP CHART

Lap 1			Lap 2			Lap 3			Lap 4			Lap 5		
No	Behind	Laptime	No	Behind	Laptime	No	Behind	Laptime	No	Behind	Laptime	No	Behind	Laptime
70		1:28.801	70		1:27.615	76		1:26.931	76		1:28.580	76		1:28.869
76	0.990	1:29.791	76	1.274	1:27.899	70	0.497	1:28.702	70	0.274	1:28.357	70	0.147	1:28.742
20	4.105	1:32.906	20	7.268	1:30.778	30	9.521	1:28.898	30	9.579	1:28.638	30	10.138	1:29.428
29	4.550	1:33.351	29	8.206	1:31.271	20	11.013	1:31.950	20	13.659	1:31.226	20	17.396	1:32.606
30	4.993	1:33.794	30	8.828	1:31.450	5	17.867	1:33.556	5	23.346	1:34.059	5	28.500	1:34.023
5	7.672	1:36.473	5	12.516	1:32.459	74	22.441	1:35.815	74	29.860	1:35.999	74	35.797	1:34.806
74	8.559	1:37.360	74	14.831	1:33.887	29	45.973	2:05.972	29	48.809	1:31.416	29	51.075	1:31.135

Thruxton
Circuit Length = 2.3560 miles
Start: 14:04 End: 14:21

Sports Racing Masters

RACE 9 - RESTART - LAP CHART

Lap 6			Lap 7			Lap 8			Lap 9			Lap 10		
No	Behind	Laptime	No	Behind	Laptime	No	Behind	Laptime	No	Behind	Laptime	No	Behind	Laptime
76		1:28.299	70		1:27.804	70		1:26.962	70		1:27.094	70		1:27.833
70	0.346	1:28.498	76	0.234	1:28.384	76	1.967	1:28.695	76	3.307	1:28.434	76	4.210	1:28.736
30	11.009	1:29.170	30	12.911	1:30.052	30	14.640	1:28.691	30	17.027	1:29.481	30	20.192	1:30.998
20	22.378	1:33.281	20	26.621	1:32.393	20	32.119	1:32.460	20	37.996	1:32.971	20	43.233	1:33.070
5	33.644	1:33.443	5	39.270	1:33.776	5	46.088	1:33.780	5	52.600	1:33.606	5	58.382	1:33.615
74	43.472	1:35.974	74	50.150	1:34.828	29	57.651	1:30.698	29	1:00.039	1:29.482	29	1:01.147	1:28.941
29	52.862	1:30.086	29	53.915	1:29.203	74	59.246	1:36.058	74	1:08.180	1:36.028	74	1:16.849	1:36.502

Thruxton
Circuit Length = 2.3560 miles
Start: 14:04 End: 14:21

Sports Racing Masters

RACE 9 - RESTART - LAP CHART

Lap 11		
No	Behind	Laptime
70		1:27.589
76	4.798	1:28.177
30	23.415	1:30.812
20	49.458	1:33.814
29	1:04.053	1:30.495
5	1:05.021	1:34.228
74	1:25.359	1:36.099

Thruxton
Circuit Length = 2.3560 miles
Start: 14:04 End: 14:21

BARC Classic Clubmans Championship

QUALIFYING FOR RACE 3 - CLASSIFICATION

POS	NO	CL	NAME	ENTRY	TIME	ON	LAPS	GAP	DIFF	MPH
1	4	A	Ray MALLOCK	Mallock U2 MK 18B	1:25.740	9	9			98.92
2	9	A	Mark CHARTERIS	Mallock MK 20B	1:27.250	9	9	1.510	1.510	97.20
3	18	A	Steven CHAPLIN	Phantom P79	1:30.274	7	9	4.534	3.024	93.95
4	1	A	Peter HARPER	Connaught V2 Mark 20B	1:31.071	5	8	5.331	0.797	93.13
5	34	A	Antony DENHAM	Doris CKM	1:32.347	5	8	6.607	1.276	91.84
6	5	A	Gavin CHILDS	Gryphon C73/75	1:33.403	7	8	7.663	1.056	90.80
7	50	B	Clive WOOD	Mallock Mk20B	1:37.224	8	8	11.484	3.821	87.23
8	3	A	Mike HICKSON	MALLOCK MK20B	1:39.078	7	8	13.338	1.854	85.60
9	68	B	David FACER	Mallock Mk.18BW	1:40.875	6	7	15.135	1.797	84.07
10	28	A	Ian MITCHELL	CTG MK8	1:41.894	7	8	16.154	1.019	83.23
11	38	A	Bob CROZIER	Mallock Mk11	1:44.252	7	7	18.512	2.358	81.35
12	55	B	Tony HARMAN	Haggispeed MK10	1:54.363	6	6	28.623	10.111	74.16
13	69	B	Alan DAVENPORT	Mallock MK18	1:57.376	6	6	31.636	3.013	72.25

Car 77 did not complete 3 laps

Weather / Track : Cloudy / Wet

These results are provisional until the conclusion of any judicial and technical matters.

Thrupton
Circuit Length = 2.3560 miles
Start: 12:01 End: 12:18

Clerk of Course :		Timekeeper :
-------------------	--	--------------

BARC Classic Clubmans Championship
QUALIFYING FOR RACE 3 - LAP ANALYSIS

1	Peter HARPER		Connaught V2 Mark 20B			
1 -	1:34.921	+ 3.850	12:05:13.692	5 -	1:31.071	12:11:20.231
2 -	1:32.442	+ 1.371	12:06:46.134	6 -	1:32.675	+ 1.604 12:12:52.906
3 -	1:31.599	+ 0.528	12:08:17.733	7 -	1:32.538	+ 1.467 12:14:25.444
4 -	1:31.427	+ 0.356	12:09:49.160	8 -	1:31.158	+ 0.087 12:15:56.602
3	Mike HICKSON		MALLOCK MK20B			
1 -	1:48.965	+ 9.887	12:05:38.736	5 -	1:41.766	+ 2.688 12:12:34.572
2 -	1:45.814	+ 6.736	12:07:24.550	6 -	1:40.698	+ 1.620 12:14:15.270
3 -	1:45.900	+ 6.822	12:09:10.450	7 -	1:39.078	12:15:54.348
4 -	1:42.356	+ 3.278	12:10:52.806	8 -	1:39.295	+ 0.217 12:17:33.643
4	Ray MALLOCK		Mallock U2 MK 18B			
1 -	1:31.836	+ 6.096	12:05:28.939	6 -	1:28.396	+ 2.656 12:12:53.533
2 -	1:29.718	+ 3.978	12:06:58.657	7 -	1:30.835	+ 5.095 12:14:24.368
3 -	1:29.188	+ 3.448	12:08:27.845	8 -	1:28.269	+ 2.529 12:15:52.637
4 -	1:29.317	+ 3.577	12:09:57.162	9 -	1:25.740	12:17:18.377
5 -	1:27.975	+ 2.235	12:11:25.137			
5	Gavin CHILDS		Gryphon C73/75			
1 -	1:41.220	+ 7.817	12:05:48.703	5 -	1:35.568	+ 2.165 12:12:14.557
2 -	1:37.296	+ 3.893	12:07:25.999	6 -	1:33.744	+ 0.341 12:13:48.301
3 -	1:36.469	+ 3.066	12:09:02.468	7 -	1:33.403	12:15:21.704
4 -	1:36.521	+ 3.118	12:10:38.989	8 -	1:39.888	+ 6.485 12:17:01.592
9	Mark CHARTERIS		Mallock MK 20B			
1 -	1:31.960	+ 4.710	12:05:08.498	6 -	1:27.657	+ 0.407 12:12:36.901
2 -	1:30.060	+ 2.810	12:06:38.558	7 -	1:30.151	+ 2.901 12:14:07.052
3 -	1:30.278	+ 3.028	12:08:08.836	8 -	1:27.557	+ 0.307 12:15:34.609
4 -	1:29.096	+ 1.846	12:09:37.932	9 -	1:27.250	12:17:01.859
5 -	1:31.312	+ 4.062	12:11:09.244			
18	Steven CHAPLIN		Phantom P79			
1 -	1:39.385	+ 9.111	12:05:22.015	6 -	1:30.851	+ 0.577 12:13:14.579
2 -	1:39.081	+ 8.807	12:07:01.096	7 -	1:30.274	12:14:44.853
3 -	1:36.152	+ 5.878	12:08:37.248	8 -	1:32.478	+ 2.204 12:16:17.331
4 -	1:33.848	+ 3.574	12:10:11.096	9 -	1:30.842	+ 0.568 12:17:48.173
5 -	1:32.632	+ 2.358	12:11:43.728			
28	Ian MITCHELL		CTG MK8			
1 -	1:49.797	+ 7.903	12:05:43.401	5 -	1:47.871	+ 5.977 12:12:57.996
2 -	1:47.099	+ 5.205	12:07:30.500	6 -	1:44.585	+ 2.691 12:14:42.581
3 -	1:49.744	+ 7.850	12:09:20.244	7 -	1:41.894	12:16:24.475
4 -	1:49.881	+ 7.987	12:11:10.125	8 -	1:45.357	+ 3.463 12:18:09.832
34	Antony DENHAM		Doris CKM			
1 -	1:43.457	+ 11.110	12:05:52.543	5 -	1:32.347	12:12:15.859
2 -	1:37.874	+ 5.527	12:07:30.417	6 -	1:33.970	+ 1.623 12:13:49.829
3 -	1:35.874	+ 3.527	12:09:06.291	7 -	1:37.274	+ 4.927 12:15:27.103
4 -	1:37.221	+ 4.874	12:10:43.512	8 -	1:33.375	+ 1.028 12:17:00.478
38	Bob CROZIER		Mallock Mk11			
1 -	2:01.520	+ 17.268	12:06:25.374	5 -	1:44.638	+ 0.386 12:13:49.465
2 -	1:53.584	+ 9.332	12:08:18.958	6 -	1:44.552	+ 0.300 12:15:34.017
3 -	1:54.301	+ 10.049	12:10:13.259	7 -	1:44.252	12:17:18.269
4 -	1:51.568	+ 7.316	12:12:04.827			
50	Clive WOOD		Mallock Mk20B			
1 -	1:42.087	+ 4.863	12:05:45.779	5 -	1:40.272	+ 3.048 12:12:27.580
2 -	1:41.863	+ 4.639	12:07:27.642	6 -	1:38.581	+ 1.357 12:14:06.161
3 -	1:40.446	+ 3.222	12:09:08.088	7 -	1:37.674	+ 0.450 12:15:43.835
4 -	1:39.220	+ 1.996	12:10:47.308	8 -	1:37.224	12:17:21.059


Thruxton
Circuit Length = 2.3560 miles
Start: 12:01 End: 12:18

BARC Classic Clubmans Championship
QUALIFYING FOR RACE 3 - LAP ANALYSIS

55	Tony HARMAN			Haggispeed MK10			
1 -	2:05.881	+ 11.518	12:06:32.523	4 -	2:00.602	+ 6.239	12:12:35.104
2 -	2:05.432	+ 11.069	12:08:37.955	5 -	2:00.786	+ 6.423	12:14:35.890
3 -	1:56.547	+ 2.184	12:10:34.502	6 -	1:54.363		12:16:30.253
68	David FACER			Mallock Mk.18BW			
1 -	1:46.813	+ 5.938	12:05:37.185	5 -	1:41.441	+ 0.566	12:12:30.920
2 -	1:44.114	+ 3.239	12:07:21.299	6 -	1:40.875		12:14:11.795
3 -	1:44.155	+ 3.280	12:09:05.454	7 -	1:41.227	+ 0.352	12:15:53.022
4 -	1:44.025	+ 3.150	12:10:49.479				
69	Alan DAVENPORT			Mallock MK18			
1 -	1:59.591	+ 2.215	12:06:02.395	4 -	2:01.381	+ 4.005	12:12:08.936
2 -	2:03.168	+ 5.792	12:08:05.563	5 -	1:57.695	+ 0.319	12:14:06.631
3 -	2:01.992	+ 4.616	12:10:07.555	6 -	1:57.376		12:16:04.007

Thrupton
 Circuit Length = 2.3560 miles
 Start: 12:01 End: 12:18

BARC Classic Clubmans Championship
RACE 3 - GRID - AMENDED

ROW 7	77	Richard FRY		
ROW 6		1:54.363	55	Tony HARMAN
			69	Alan DAVENPORT
ROW 5	1:41.894	28	Ian MITCHELL	1:44.252
			38	Bob CROZIER
ROW 4		1:39.078	3	Mike HICKSON
			68	David FACER
ROW 3	1:33.403	5	Gavin CHILDS	1:37.224
			50	Clive WOOD
ROW 2		1:31.071	1	Peter HARPER
			34	Antony DENHAM
ROW 1	1:27.250	9	Mark CHARTERIS	1:30.274
			18	Steven CHAPLIN
Pole				
				

Thrupton
 Circuit Length = 2.3560 miles

These results are provisional until the conclusion of any judicial and technical matters.

Clerk of Course :		Timekeeper :

BARC Classic Clubmans Championship

RACE 3 - CLASSIFICATION

POS	NO	CL	NAME	ENTRY	LAPS	TIME	GAP	DIFF	MPH	BEST	ON
1	9	A	Mark CHARTERIS	Mallock MK 20B	10	13:13.294			106.91	1:17.712	4
2	18	A	Steven CHAPLIN	Phantom P79	10	13:18.523	5.229	5.229	106.21	1:18.354	7
3	34	A	Antony DENHAM	Doris CKM	10	13:33.172	19.878	14.649	104.30	1:19.184	7
4	5	A	Gavin CHILDS	Gryphon C73/75	10	13:35.662	22.368	2.490	103.98	1:20.279	9
5	28	A	Ian MITCHELL	CTG MK8	10	14:28.736	1:15.442	53.074	97.63	1:23.186	10
6	38	A	Bob CROZIER	Mallock Mk11	10	14:29.230	1:15.936	0.494	97.57	1:22.783	10
7	50	B	Clive WOOD	Mallock Mk20B	9	13:16.690	1 lap	1 lap	95.81	1:26.295	9
8	68	B	David FACER	Mallock Mk.18BW	9	13:22.791	1 lap	6.101	95.08	1:26.681	4
9	69	B	Alan DAVENPORT	Mallock MK18	8	13:47.780	2 laps	1 lap	81.96	1:39.930	7
10	55	B	Tony HARMAN	Haggispeed MK10	8	13:48.180	2 laps	0.400	81.92	1:38.426	3
NOT CLASSIFIED											
DNF	3	A	Mike HICKSON	MALLOCK MK20B	6	8:37.903	4 laps	2 laps	98.26	1:20.189	4
DNF	1	A	Peter HARPER	Connaught V2 Mark 20B	1	1:25.358	9 laps	5 laps	99.36	1:23.736	1
FASTEST LAP											
9	A	Mark CHARTERIS	Mallock MK 20B	4	1:17.712			109.14 mph		175.64 kph	
50	B	Clive WOOD	Mallock Mk20B	9	1:26.295			98.28 mph		158.17 kph	

Weather / Track : Cloudy / Dry

These results are provisional until the conclusion of any judicial and technical matters.

Thruxton
Circuit Length = 2.3560 miles
Start: 09:19 End: 09:33

Clerk of Course :

Timekeeper :

BARC Classic Clubmans Championship

RACE 3 - LAP CHART

Lap 1			Lap 2			Lap 3			Lap 4			Lap 5		
No	Behind	Laptime	No	Behind	Laptime	No	Behind	Laptime	No	Behind	Laptime	No	Behind	Laptime
9		1:24.480	9		1:18.234	9		1:17.752	9		1:17.712	9		1:19.021
1	0.877	1:23.736	18	4.085	1:20.020	18	5.126	1:18.793	18	6.193	1:18.779	18	6.714	1:19.542
18	2.299	1:26.778	5	6.970	1:20.918	5	10.289	1:21.071	5	12.915	1:20.338	55	1 LAP	1:38.924
5	4.286	1:26.254	3	7.404	1:20.901	3	10.785	1:21.133	3	13.262	1:20.189	5	14.775	1:20.881
3	4.737	1:26.368	34	8.076	1:20.507	34	10.980	1:20.656	34	13.683	1:20.415	34	15.011	1:20.349
34	5.803	1:27.965	28	25.468	1:28.716	28	34.096	1:26.380	28	42.509	1:26.125	3	15.372	1:21.131
28	14.986	1:35.878	50	26.535	1:28.939	50	35.699	1:26.916	50	44.636	1:26.649	69	1 LAP	1:45.500
50	15.830	1:37.774	68	27.688	1:29.310	38	37.870	1:27.255	38	45.261	1:25.103	28	49.629	1:26.141
68	16.612	1:38.058	38	28.367	1:29.142	68	38.559	1:28.623	68	47.528	1:26.681	38	51.465	1:25.225
38	17.459	1:37.160	55	46.851	1:41.623	55	1:07.525	1:38.426				50	52.274	1:26.659
55	23.462	1:44.214	69	52.598	1:43.663	69	1:17.223	1:42.377				68	55.254	1:26.747
69	27.169	1:47.951												

Thruxton
 Circuit Length = 2.3560 miles
 Start: 09:19 End: 09:33


BARC Classic Clubmans Championship

RACE 3 - LAP CHART

Lap 6			Lap 7			Lap 8			Lap 9			Lap 10		
No	Behind	Laptime	No	Behind	Laptime	No	Behind	Laptime	No	Behind	Laptime	No	Behind	Laptime
9		1:18.503	9		1:20.214	9		1:19.050	9		1:20.248	9		1:18.079
18	6.937	1:18.726	18	5.077	1:18.354	18	4.993	1:18.966	68	1 LAP	1:27.430	50	1 LAP	1:26.295
34	16.167	1:19.659	34	15.137	1:19.184	34	16.626	1:20.539	18	4.072	1:19.327	18	5.229	1:19.236
5	16.926	1:20.654	5	18.685	1:21.973	5	20.096	1:20.461	69	2 LAPS	1:39.930	68	1 LAP	1:26.951
3	42.200	1:45.331	28	1:02.969	1:26.863	28	1:07.344	1:23.425	55	2 LAPS	1:44.641	34	19.878	1:21.614
55	1 LAP	1:54.079	38	1:03.649	1:26.984	38	1:08.128	1:23.529	34	16.343	1:19.965	5	22.368	1:20.320
69	1 LAP	1:42.141	55	1 LAP	1:42.114	50	1:15.428	1:26.939	5	20.127	1:20.279	69	2 LAPS	1:40.505
28	56.320	1:25.194	50	1:07.539	1:27.225				28	1:10.335	1:23.239	55	2 LAPS	1:40.430
38	56.879	1:23.917	69	1 LAP	1:42.014				38	1:11.232	1:23.352	28	1:15.442	1:23.186
50	1:00.528	1:26.757	68	1:12.493	1:27.988							38	1:15.936	1:22.783
68	1:04.719	1:27.968												

Thrupton
 Circuit Length = 2.3560 miles
 Start: 09:19 End: 09:33

BARC Classic Clubmans Championship
RACE 13 - GRID - AMENDED

ROW 7	77	Richard FRY			
ROW 6		3	Mike HICKSON		
			1	Peter HARPER	
ROW 5	55	Tony HARMAN	69	Alan DAVENPORT	
ROW 4		50	Clive WOOD	68	David FACER
ROW 3	38	Bob CROZIER	28	Ian MITCHELL	
ROW 2		34	Antony DENHAM	5	Gavin CHILDS
ROW 1	9	Mark CHARTERIS	18	Steven CHAPLIN	
Pole					
					

Thrupton
 Circuit Length = 2.3560 miles

These results are provisional until the conclusion of any judicial and technical matters.

Clerk of Course :		Timekeeper :

BARC Classic Clubmans Championship

RACE 13 - CLASSIFICATION

POS	NO	CL	NAME	ENTRY	LAPS	TIME	GAP	DIFF	MPH	BEST	ON
1	9	A	Mark CHARTERIS	Mallock MK 20B	10	13:00.021			108.73	1:16.636	5
2	18	A	Steven CHAPLIN	Phantom P79	10	13:06.969	6.948	6.948	107.77	1:17.367	4
3	1	A	Peter HARPER	Connaught V2 Mark 20B	10	13:29.304	29.283	22.335	104.80	1:17.921	4
4	34	A	Antony DENHAM	Doris CKM	10	13:29.930	29.909	0.626	104.71	1:19.039	4
5	5	A	Gavin CHILDS	Gryphon C73/75	10	13:42.281	42.260	12.351	103.14	1:20.044	8
6	3	A	Mike HICKSON	MALLOCK MK20B	10	14:03.057	1:03.036	20.776	100.60	1:22.131	8
7	38	A	Bob CROZIER	Mallock Mk11	10	14:17.682	1:17.661	14.625	98.88	1:22.269	6
8	28	A	Ian MITCHELL	CTG MK8	10	14:39.875	1:39.854	22.193	96.39	1:22.382	5
9	50	B	Clive WOOD	Mallock Mk20B	9	13:05.319	1 lap	1 lap	97.20	1:25.229	5
10	68	B	David FACER	Mallock Mk.18BW	9	13:14.750	1 lap	9.431	96.04	1:25.998	4
11	69	B	Alan DAVENPORT	Mallock MK18	8	13:17.545	2 laps	1 lap	85.07	1:37.246	4
12	55	B	Tony HARMAN	Haggispeed MK10	8	13:18.171	2 laps	0.626	85.01	1:37.730	3

FASTEST LAP

9	A	Mark CHARTERIS	Mallock MK 20B	5	1:16.636	110.67 mph	178.11 kph
50	B	Clive WOOD	Mallock Mk20B	5	1:25.229	99.51 mph	160.15 kph

Weather / Track : Bright / Dry

These results are provisional until the conclusion of any judicial and technical matters.

Thruxton
Circuit Length = 2.3560 miles
Start: 16:56 End: 17:11

Clerk of Course :

Timekeeper :

BARC Classic Clubmans Championship

RACE 13 - LAP CHART

Lap 1			Lap 2			Lap 3			Lap 4			Lap 5		
No	Behind	Laptime	No	Behind	Laptime	No	Behind	Laptime	No	Behind	Laptime	No	Behind	Laptime
9		1:24.940	9		1:17.056	9		1:16.905	9		1:16.752	9		1:16.636
18	0.980	1:25.920	18	1.601	1:17.677	18	2.074	1:17.378	18	2.689	1:17.367	18	4.652	1:18.599
5	3.166	1:28.106	5	6.732	1:20.622	1	9.658	1:19.356	1	10.827	1:17.921	55	1 LAP	1:38.950
34	3.741	1:28.681	1	7.207	1:20.255	34	10.504	1:19.948	34	12.791	1:19.039	69	1 LAP	1:37.246
1	4.008	1:28.948	34	7.461	1:20.776	5	12.756	1:22.929	5	17.456	1:21.452	1	12.676	1:18.485
28	12.936	1:37.876	3	20.322	1:23.869	3	26.705	1:23.288	3	32.963	1:23.010	34	15.784	1:19.629
3	13.509	1:38.449	28	21.197	1:25.317	28	28.576	1:24.284	28	35.293	1:23.469	5	22.430	1:21.610
38	13.971	1:38.911	38	23.403	1:26.488	38	30.482	1:23.984	38	37.684	1:23.954	3	38.459	1:22.132
50	14.788	1:39.728	50	24.596	1:26.864	50	33.407	1:25.716	50	41.999	1:25.344	28	41.039	1:22.382
68	15.791	1:40.731	68	25.999	1:27.264	68	35.388	1:26.294	68	44.634	1:25.998	38	43.580	1:22.532
55	22.381	1:47.321	55	44.023	1:38.698	55	1:04.848	1:37.730				50	50.592	1:25.229
69	24.527	1:49.467	69	46.384	1:38.913	69	1:07.704	1:38.225				68	54.108	1:26.110

Thruxton
Circuit Length = 2.3560 miles
Start: 16:56 End: 17:11

BARC Classic Clubmans Championship

RACE 13 - LAP CHART

Lap 6			Lap 7			Lap 8			Lap 9			Lap 10		
No	Behind	Laptime	No	Behind	Laptime	No	Behind	Laptime	No	Behind	Laptime	No	Behind	Laptime
9		1:17.130	9		1:17.864	9		1:17.256	9		1:17.211	9		1:18.271
18	5.937	1:18.415	18	5.915	1:17.842	18	6.122	1:17.463	68	1 LAP	1:27.716	50	1 LAP	1:25.880
1	17.142	1:21.596	1	19.985	1:20.707	1	23.116	1:20.387	18	6.308	1:17.397	18	6.948	1:18.911
34	19.560	1:20.906	34	20.758	1:19.062	34	23.438	1:19.936	1	25.634	1:19.729	68	1 LAP	1:28.146
5	27.784	1:22.484	5	31.131	1:21.211	5	33.919	1:20.044	34	26.143	1:19.916	69	2 LAPS	1:38.874
55	1 LAP	1:39.126	3	48.519	1:22.738	3	53.394	1:22.131	5	38.798	1:22.090	55	2 LAPS	1:38.920
69	1 LAP	1:39.316	55	1 LAP	1:38.397	28	1:00.838	1:24.346	3	58.509	1:22.326	1	29.283	1:21.920
3	43.645	1:22.316	69	1 LAP	1:37.452	38	1:01.302	1:24.234	28	1:06.956	1:23.329	34	29.909	1:22.037
28	47.193	1:23.284	28	53.748	1:24.419	69	1 LAP	1:38.052	38	1:08.354	1:24.263	5	42.260	1:21.733
38	48.719	1:22.269	38	54.324	1:23.469	55	1 LAP	1:39.029				3	1:03.036	1:22.798
50	58.725	1:25.263	50	1:06.150	1:25.289	50	1:14.900	1:26.006				38	1:17.661	1:27.578
68	1:03.108	1:26.130	68	1:11.605	1:26.361							28	1:39.854	1:51.169

Thruxton
 Circuit Length = 2.3560 miles
 Start: 16:56 End: 17:11

HSCC Historic Formula 2 Trophy - Jochen Rindt Trophy Race

FREE PRACTICE - CLASSIFICATION

POS	NO	CL	NAME	ENTRY	TIME	ON	LAPS	GAP	DIFF	MPH
1	9	B	Bill COOMBS	March 712	1:25.733	14	15			98.93
2	12	C	Peter MEYRICK	March 782	1:30.141	11	15	4.408	4.408	94.09
3	27	C	Bo WARMENIUS	March 772	1:30.526	13	13	4.793	0.385	93.69
4	60	A	Bob JUGGINS	Lola T240	1:30.825	10	13	5.092	0.299	93.38
5	8	A	Duncan DAYTON	Brabham BT35	1:31.435	12	13	5.702	0.610	92.76
6	42	C	David GATHERCOLE	Chevron B25	1:32.934	4	4	7.201	1.499	91.26
7	50	A	Paul BASON	March 712	1:33.192	13	14	7.459	0.258	91.01
8	38	C	Tony DUNDERDALE	March 742	1:33.635	13	13	7.902	0.443	90.58
9	57	B	David WILD	March 712	1:34.056	10	12	8.323	0.421	90.17
10	51	B	Clive WOOD	Chevron B34	1:40.792	8	10	15.059	6.736	84.14
11	64	A	James KING	March 712	1:41.272	12	12	15.539	0.480	83.75
12	77	B	Chris ALFORD	Palliser WDF2	1:43.514	10	10	17.781	2.242	81.93
13	5	C	Mike BARNBY	Modus M7	1:43.899	5	5	18.166	0.385	81.63
14	88	A	Michael SCOTT	Brabham BT30	1:47.526	11	11	21.793	3.627	78.87
15	84	D	Roger BEVAN	Brabham BT21A	1:48.068	4	11	22.335	0.542	78.48
16	92	D	David COPLOWE	Mclaren M4A	1:49.110	4	6	23.377	1.042	77.73
17	65	B	Bob SELLIX	Lyncar 001	1:49.968	8	8	24.235	0.858	77.12
18	16	A	Sidney HOOLE	March 712	1:52.524	4	4	26.791	2.556	75.37
19	37	A	Lincoln SMALL	Brabham BT30	1:57.869	10	10	32.136	5.345	71.95

Weather / Track : Cloudy / Damp

These results are provisional until the conclusion of any judicial and technical matters.

Thruxton
 Circuit Length = 2.3560 miles
 Start: 12:25 End: 12:52

Clerk of Course :		Timekeeper :
-------------------	--	--------------

HSCC Historic Formula 2 Trophy - Jochen Rindt Trophy Race

FREE PRACTICE - LAP ANALYSIS

5	Mike BARNBY		Modus M7				
1 -	2:03.456	+ 19.557	12:32:13.299	4 -	14:37.935	+ 12:54.036	12:50:38.422
2 -	1:57.448	+ 13.549	12:34:10.747	5 -	1:43.899		12:52:22.321
3 -	1:49.740	+ 5.841	12:36:00.487				
8	Duncan DAYTON		Brabham BT35				
1 -	1:48.547	+ 17.112	12:32:17.951	8 -	1:36.231	+ 4.796	12:43:45.068
2 -	1:46.025	+ 14.590	12:34:03.976	9 -	1:39.027	+ 7.592	12:45:24.095
3 -	1:39.206	+ 7.771	12:35:43.182	10 -	1:33.739	+ 2.304	12:46:57.834
4 -	1:38.015	+ 6.580	12:37:21.197	11 -	1:35.544	+ 4.109	12:48:33.378
5 -	1:37.153	+ 5.718	12:38:58.350	12 -	1:31.435		12:50:04.813
6 -	1:35.554	+ 4.119	12:40:33.904	13 -	1:32.335	+ 0.900	12:51:37.148
7 -	1:34.933	+ 3.498	12:42:08.837				
9	Bill COOMBS		March 712				
1 -	1:33.632	+ 7.899	12:29:27.016	9 -	1:26.527	+ 0.794	12:41:17.498
2 -	1:30.742	+ 5.009	12:30:57.758	10 -	1:26.280	+ 0.547	12:42:43.778
3 -	1:31.121	+ 5.388	12:32:28.879	11 -	1:27.765	+ 2.032	12:44:11.543
4 -	1:29.831	+ 4.098	12:33:58.710	12 -	1:26.197	+ 0.464	12:45:37.740
5 -	1:28.109	+ 2.376	12:35:26.819	13 -	3:22.198	+ 1:56.465	12:48:59.938
6 -	1:28.572	+ 2.839	12:36:55.391	14 -	1:25.733		12:50:25.671
7 -	1:28.412	+ 2.679	12:38:23.803	15 -	1:25.822	+ 0.089	12:51:51.493
8 -	1:27.168	+ 1.435	12:39:50.971				
12	Peter MEYRICK		March 782				
1 -	1:40.491	+ 10.350	12:29:28.464	9 -	1:32.978	+ 2.837	12:41:58.444
2 -	1:35.972	+ 5.831	12:31:04.436	10 -	1:34.195	+ 4.054	12:43:32.639
3 -	1:35.409	+ 5.268	12:32:39.845	11 -	1:30.141		12:45:02.780
4 -	1:34.213	+ 4.072	12:34:14.058	12 -	1:31.297	+ 1.156	12:46:34.077
5 -	1:34.161	+ 4.020	12:35:48.219	13 -	1:31.542	+ 1.401	12:48:05.619
6 -	1:32.137	+ 1.996	12:37:20.356	14 -	1:31.316	+ 1.175	12:49:36.935
7 -	1:31.915	+ 1.774	12:38:52.271	15 -	1:31.540	+ 1.399	12:51:08.475
8 -	1:33.195	+ 3.054	12:40:25.466				
16	Sidney HOOLE		March 712				
1 -	6:40.955	+ 4:48.431	12:37:15.023	3 -	1:57.367	+ 4.843	12:41:08.651
2 -	1:56.261	+ 3.737	12:39:11.284	4 -	1:52.524		12:43:01.175
27	Bo WARMENIUS		March 772				
1 -	1:53.486	+ 22.960	12:32:31.142	8 -	1:38.073	+ 7.547	12:44:14.441
2 -	1:42.292	+ 11.766	12:34:13.434	9 -	1:34.694	+ 4.168	12:45:49.135
3 -	1:42.001	+ 11.475	12:35:55.435	10 -	1:34.939	+ 4.413	12:47:24.074
4 -	1:45.067	+ 14.541	12:37:40.502	11 -	1:32.398	+ 1.872	12:48:56.472
5 -	1:41.692	+ 11.166	12:39:22.194	12 -	1:30.932	+ 0.406	12:50:27.404
6 -	1:38.064	+ 7.538	12:41:00.258	13 -	1:30.526		12:51:57.930
7 -	1:36.110	+ 5.584	12:42:36.368				
37	Lincoln SMALL		Brabham BT30				
1 -	2:20.471	+ 22.602	12:32:38.476	6 -	2:07.281	+ 9.412	12:43:35.879
2 -	2:12.602	+ 14.733	12:34:51.078	7 -	2:06.735	+ 8.866	12:45:42.614
3 -	2:13.206	+ 15.337	12:37:04.284	8 -	2:03.420	+ 5.551	12:47:46.034
4 -	2:14.965	+ 17.096	12:39:19.249	9 -	2:00.100	+ 2.231	12:49:46.134
5 -	2:09.349	+ 11.480	12:41:28.598	10 -	1:57.869		12:51:44.003
38	Tony DUNDERDALE		March 742				
1 -	1:48.991	+ 15.356	12:31:27.284	8 -	1:44.315	+ 10.680	12:43:42.467
2 -	1:47.410	+ 13.775	12:33:14.694	9 -	1:40.966	+ 7.331	12:45:23.433
3 -	1:48.035	+ 14.400	12:35:02.729	10 -	1:36.712	+ 3.077	12:47:00.145
4 -	1:48.027	+ 14.392	12:36:50.756	11 -	1:35.842	+ 2.207	12:48:35.987
5 -	1:42.722	+ 9.087	12:38:33.478	12 -	1:35.618	+ 1.983	12:50:11.605
6 -	1:41.217	+ 7.582	12:40:14.695	13 -	1:33.635		12:51:45.240
7 -	1:43.457	+ 9.822	12:41:58.152				

Thruxton
Circuit Length = 2.3560 miles
Start: 12:25 End: 12:52

HSCC Historic Formula 2 Trophy - Jochen Rindt Trophy Race

FREE PRACTICE - LAP ANALYSIS

42	David GATHERCOLE		Chevron B25				
1 -	1:41.691	+ 8.757	12:32:20.286	3 -	1:33.104	+ 0.170	12:35:32.687
2 -	1:39.297	+ 6.363	12:33:59.583	4 -	1:32.934		12:37:05.621
50	Paul BASON		March 712				
1 -	1:45.993	+ 12.801	12:29:51.550	8 -	1:41.465	+ 8.273	12:41:54.994
2 -	1:40.679	+ 7.487	12:31:32.229	9 -	1:43.537	+ 10.345	12:43:38.531
3 -	1:43.797	+ 10.605	12:33:16.026	10 -	1:41.955	+ 8.763	12:45:20.486
4 -	1:46.704	+ 13.512	12:35:02.730	11 -	1:36.107	+ 2.915	12:46:56.593
5 -	1:45.900	+ 12.708	12:36:48.630	12 -	1:38.243	+ 5.051	12:48:34.836
6 -	1:42.618	+ 9.426	12:38:31.248	13 -	1:33.192		12:50:08.028
7 -	1:42.281	+ 9.089	12:40:13.529	14 -	1:35.283	+ 2.091	12:51:43.311
51	Clive WOOD		Chevron B34				
1 -	1:48.724	+ 7.932	12:33:36.908	6 -	1:44.489	+ 3.697	12:45:29.847
2 -	1:40.962	+ 0.170	12:35:17.870	7 -	1:42.450	+ 1.658	12:47:12.297
3 -	1:49.831	+ 9.039	12:37:07.701	8 -	1:40.792		12:48:53.089
4 -	4:54.383	+ 3:13.591	12:42:02.084	9 -	1:43.808	+ 3.016	12:50:36.897
5 -	1:43.274	+ 2.482	12:43:45.358	10 -	1:40.814	+ 0.022	12:52:17.711
57	David WILD		March 712				
1 -	1:44.010	+ 9.954	12:32:05.248	7 -	1:38.551	+ 4.495	12:42:00.376
2 -	1:38.668	+ 4.612	12:33:43.916	8 -	1:40.264	+ 6.208	12:43:40.640
3 -	1:37.981	+ 3.925	12:35:21.897	9 -	1:37.695	+ 3.639	12:45:18.335
4 -	1:41.514	+ 7.458	12:37:03.411	10 -	1:34.056		12:46:52.391
5 -	1:39.331	+ 5.275	12:38:42.742	11 -	1:34.479	+ 0.423	12:48:26.870
6 -	1:39.083	+ 5.027	12:40:21.825	12 -	3:54.429	+ 2:20.373	12:52:21.299
60	Bob JUGGINS		Lola T240				
1 -	1:40.939	+ 10.114	12:32:10.871	8 -	1:37.034	+ 6.209	12:43:22.523
2 -	1:37.047	+ 6.222	12:33:47.918	9 -	1:32.663	+ 1.838	12:44:55.186
3 -	1:35.109	+ 4.284	12:35:23.027	10 -	1:30.825		12:46:26.011
4 -	1:39.745	+ 8.920	12:37:02.772	11 -	1:32.156	+ 1.331	12:47:58.167
5 -	1:34.438	+ 3.613	12:38:37.210	12 -	1:32.663	+ 1.838	12:49:30.830
6 -	1:35.233	+ 4.408	12:40:12.443	13 -	1:31.796	+ 0.971	12:51:02.626
7 -	1:33.046	+ 2.221	12:41:45.489				
64	James KING		March 712				
1 -	1:57.336	+ 16.064	12:31:23.883	7 -	1:47.584	+ 6.312	12:42:35.313
2 -	1:56.955	+ 15.683	12:33:20.838	8 -	1:45.654	+ 4.382	12:44:20.967
3 -	1:57.031	+ 15.759	12:35:17.869	9 -	1:45.405	+ 4.133	12:46:06.372
4 -	1:53.485	+ 12.213	12:37:11.354	10 -	1:45.727	+ 4.455	12:47:52.099
5 -	1:48.900	+ 7.628	12:39:00.254	11 -	1:43.234	+ 1.962	12:49:35.333
6 -	1:47.475	+ 6.203	12:40:47.729	12 -	1:41.272		12:51:16.605
65	Bob SELLIX		Lyncar 001				
1 -	2:01.948	+ 11.980	12:32:09.729	5 -	1:56.329	+ 6.361	12:45:37.406
2 -	4:37.404	+ 2:47.436	12:36:47.133	6 -	1:53.632	+ 3.664	12:47:31.038
3 -	4:56.002	+ 3:06.034	12:41:43.135	7 -	1:52.975	+ 3.007	12:49:24.013
4 -	1:57.942	+ 7.974	12:43:41.077	8 -	1:49.968		12:51:13.981
77	Chris ALFORD		Palliser WDF2				
1 -	1:54.052	+ 10.538	12:35:04.978	6 -	1:45.983	+ 2.469	12:44:08.196
2 -	1:53.263	+ 9.749	12:36:58.241	7 -	1:44.233	+ 0.719	12:45:52.429
3 -	1:49.853	+ 6.339	12:38:48.094	8 -	1:45.866	+ 2.352	12:47:38.295
4 -	1:48.351	+ 4.837	12:40:36.445	9 -	1:45.181	+ 1.667	12:49:23.476
5 -	1:45.768	+ 2.254	12:42:22.213	10 -	1:43.514		12:51:06.990
84	Roger BEVAN		Brabham BT21A				
1 -	1:56.358	+ 8.290	12:32:46.832	7 -	1:54.192	+ 6.124	12:43:51.958
2 -	1:53.093	+ 5.025	12:34:39.925	8 -	1:50.831	+ 2.763	12:45:42.789
3 -	1:49.548	+ 1.480	12:36:29.473	9 -	1:53.249	+ 5.181	12:47:36.038
4 -	1:48.068		12:38:17.541	10 -	1:49.008	+ 0.940	12:49:25.046

Thruxton
Circuit Length = 2.3560 miles
Start: 12:25 End: 12:52

HSCC Historic Formula 2 Trophy - Jochen Rindt Trophy Race

FREE PRACTICE - LAP ANALYSIS

5 -	1:49.344	+ 1.276	12:40:06.885	11 -	1:49.931	+ 1.863	12:51:14.977
6 -	1:50.881	+ 2.813	12:41:57.766				
88	Michael SCOTT		Brabham BT30				
1 -	1:59.196	+ 11.670	12:32:05.515	7 -	1:56.552	+ 9.026	12:43:41.273
2 -	1:57.058	+ 9.532	12:34:02.573	8 -	1:57.556	+ 10.030	12:45:38.829
3 -	1:59.073	+ 11.547	12:36:01.646	9 -	2:15.782	+ 28.256	12:47:54.611
4 -	1:53.393	+ 5.867	12:37:55.039	10 -	1:48.682	+ 1.156	12:49:43.293
5 -	1:52.116	+ 4.590	12:39:47.155	11 -	1:47.526		12:51:30.819
6 -	1:57.566	+ 10.040	12:41:44.721				
92	David COPLOWE		Mclaren M4A				
1 -	1:51.634	+ 2.524	12:30:18.761	4 -	1:49.110		12:35:55.912
2 -	1:52.987	+ 3.877	12:32:11.748	5 -	8:28.253	+ 6:39.143	12:44:24.165
3 -	1:55.054	+ 5.944	12:34:06.802	6 -	1:49.983	+ 0.873	12:46:14.148

Thruxton
 Circuit Length = 2.3560 miles
 Start: 12:25 End: 12:52

HSCC Historic Formula 2 Trophy - Jochen Rindt Trophy Race

QUALIFYING FOR RACES 5 + 10 - CLASSIFICATION

POS	NO	CL	NAME	ENTRY	TIME	ON	LAPS	GAP	DIFF	MPH
1	12	C	Peter MEYRICK	March 782	1:14.443	6	14			113.93
2	9	B	Bill COOMBS	March 712	1:15.747	8	8	1.304	1.304	111.97
3	27	C	Bo WARMENIUS	March 772	1:16.437	13	13	1.994	0.690	110.96
4	57b	B	Neil FOWLER	March 712	1:16.463	5	5	2.020	0.026	110.92
5	60	A	Bob JUGGINS	Lola T240	1:16.649	5	11	2.206	0.186	110.65
6	64	A	James KING	March 712	1:17.622	11	13	3.179	0.973	109.26
7	8	A	Duncan DAYTON	Brabham BT35	1:18.559	10	10	4.116	0.937	107.96
8	2	D	Matthew WATTS	Brabham BT29	1:20.150	11	13	5.707	1.591	105.82
9	50	A	Paul BASON	March 712	1:22.456	12	12	8.013	2.306	102.86
10	57a	B	David WILD	March 712	1:22.592	5	5	8.149	0.136	102.69
11	51	B	Clive WOOD	Chevron B34	1:23.028	7	16	8.585	0.436	102.15
12	5	C	Mike BARNBY	Modus M7	1:23.695	6	10	9.252	0.667	101.33
13	77	B	Chris ALFORD	Palliser WDF2	1:23.905	16	16	9.462	0.210	101.08
14	88	A	Michael SCOTT	Brabham BT30	1:24.845	10	11	10.402	0.940	99.96
15	38	C	Tony DUNDERDALE	March 742	1:25.539	5	12	11.096	0.694	99.15
16	42	C	David GATHERCOLE	Chevron B25	1:27.225	1	2	12.782	1.686	97.23
17	65	B	Bob SELLIX	Lyncar 001	1:28.119	10	11	13.676	0.894	96.25
18	84	D	Roger BEVAN	Brabham BT21A	1:28.712	15	15	14.269	0.593	95.60
19	16	A	Sidney HOOLE	March 712	1:29.158	2	3	14.715	0.446	95.12
20	37	A	Lincoln SMALL	Brabham BT30	1:29.451	8	11	15.008	0.293	94.81
21	92	D	David COPLOWE	Mclaren M4A	1:33.370	4	4	18.927	3.919	90.83

Weather / Track : Sunny / Dry

These results are provisional until the conclusion of any judicial and technical matters.

Thruxton
Circuit Length = 2.3560 miles
Start: 16:06 End: 16:32

Clerk of Course :		Timekeeper :
-------------------	--	--------------

HSCC Historic Formula 2 Trophy - Jochen Rindt Trophy Race

QUALIFYING FOR RACES 5 + 10 - LAP ANALYSIS

57a	David WILD		March 712				
1 -	1:24.596	+ 2.004	16:09:22.178	4 -	1:24.980	+ 2.388	16:13:34.885
2 -	1:24.250	+ 1.658	16:10:46.428	5 -	1:22.592		16:14:57.477
3 -	1:23.477	+ 0.885	16:12:09.905				
57b	Neil FOWLER		March 712				
1 -	1:20.231	+ 3.768	16:20:29.178	4 -	1:18.519	+ 2.056	16:24:24.438
2 -	1:18.245	+ 1.782	16:21:47.423	5 -	1:16.463		16:25:40.901
3 -	1:18.496	+ 2.033	16:23:05.919				
2	Matthew WATTS		Brabham BT29				
1 -	1:22.807	+ 2.657	16:09:09.128	8 -	1:20.513	+ 0.363	16:18:45.715
2 -	1:24.043	+ 3.893	16:10:33.171	9 -	1:20.401	+ 0.251	16:20:06.116
3 -	1:23.635	+ 3.485	16:11:56.806	10 -	1:21.939	+ 1.789	16:21:28.055
4 -	1:24.260	+ 4.110	16:13:21.066	11 -	1:20.150		16:22:48.205
5 -	1:21.751	+ 1.601	16:14:42.817	12 -	1:23.084	+ 2.934	16:24:11.289
6 -	1:20.733	+ 0.583	16:16:03.550	13 -	1:20.785	+ 0.635	16:25:32.074
7 -	1:21.652	+ 1.502	16:17:25.202				
5	Mike BARNBY		Modus M7				
1 -	1:32.761	+ 9.066	16:09:49.754	6 -	1:23.695		16:17:03.632
2 -	1:29.053	+ 5.358	16:11:18.807	7 -	4:07.114	+ 2:43.419	16:21:10.746
3 -	1:27.768	+ 4.073	16:12:46.575	8 -	1:24.718	+ 1.023	16:22:35.464
4 -	1:27.051	+ 3.356	16:14:13.626	9 -	1:24.850	+ 1.155	16:24:00.314
5 -	1:26.311	+ 2.616	16:15:39.937	10 -	1:24.489	+ 0.794	16:25:24.803
8	Duncan DAYTON		Brabham BT35				
1 -	1:30.979	+ 12.420	16:09:43.203	6 -	1:20.635	+ 2.076	16:16:29.100
2 -	1:22.854	+ 4.295	16:11:06.057	7 -	1:19.652	+ 1.093	16:17:48.752
3 -	1:20.445	+ 1.886	16:12:26.502	8 -	1:21.136	+ 2.577	16:19:09.888
4 -	1:20.017	+ 1.458	16:13:46.519	9 -	5:00.999	+ 3:42.440	16:24:10.887
5 -	1:21.946	+ 3.387	16:15:08.465	10 -	1:18.559		16:25:29.446
9	Bill COOMBS		March 712				
1 -	1:18.373	+ 2.626	16:09:04.186	5 -	1:17.132	+ 1.385	16:19:36.208
2 -	1:18.257	+ 2.510	16:10:22.443	6 -	1:15.984	+ 0.237	16:20:52.192
3 -	1:17.177	+ 1.430	16:11:39.620	7 -	1:16.771	+ 1.024	16:22:08.963
4 -	6:39.456	+ 5:23.709	16:18:19.076	8 -	1:15.747		16:23:24.710
12	Peter MEYRICK		March 782				
1 -	1:18.227	+ 3.784	16:09:03.566	8 -	1:15.232	+ 0.789	16:17:56.277
2 -	1:18.031	+ 3.588	16:10:21.597	9 -	1:15.149	+ 0.706	16:19:11.426
3 -	1:17.467	+ 3.024	16:11:39.064	10 -	1:17.134	+ 2.691	16:20:28.560
4 -	1:17.082	+ 2.639	16:12:56.146	11 -	1:15.148	+ 0.705	16:21:43.708
5 -	1:15.004	+ 0.561	16:14:11.150	12 -	1:15.949	+ 1.506	16:22:59.657
6 -	1:14.443		16:15:25.593	13 -	1:17.067	+ 2.624	16:24:16.724
7 -	1:15.452	+ 1.009	16:16:41.045	14 -	1:16.760	+ 2.317	16:25:33.484
16	Sidney HOOLE		March 712				
1 -	1:31.798	+ 2.640	16:09:56.619	3 -	13:33.304	+ 12:04.146	16:24:59.081
2 -	1:29.158		16:11:25.777				
27	Bo WARMENIUS		March 772				
1 -	1:21.268	+ 4.831	16:09:44.615	8 -	1:20.924	+ 4.487	16:19:02.013
2 -	1:19.783	+ 3.346	16:11:04.398	9 -	1:27.426	+ 10.989	16:20:29.439
3 -	1:18.498	+ 2.061	16:12:22.896	10 -	7:18.059	+ 6:01.622	16:27:47.498
4 -	1:18.186	+ 1.749	16:13:41.082	11 -	1:18.435	+ 1.998	16:29:05.933
5 -	1:19.692	+ 3.255	16:15:00.774	12 -	1:16.872	+ 0.435	16:30:22.805
6 -	1:20.082	+ 3.645	16:16:20.856	13 -	1:16.437		16:31:39.242
7 -	1:20.233	+ 3.796	16:17:41.089				
37	Lincoln SMALL		Brabham BT30				
1 -	1:41.079	+ 11.628	16:10:22.311	7 -	1:29.723	+ 0.272	16:19:38.224

Thruxton
Circuit Length = 2.3560 miles
Start: 16:06 End: 16:32

HSCC Historic Formula 2 Trophy - Jochen Rindt Trophy Race

QUALIFYING FOR RACES 5 + 10 - LAP ANALYSIS

2 -	1:37.269	+ 7.818	16:11:59.580	8 -	1:29.451		16:21:07.675
3 -	1:35.040	+ 5.589	16:13:34.620	9 -	1:29.596	+ 0.145	16:22:37.271
4 -	1:32.970	+ 3.519	16:15:07.590	10 -	1:31.034	+ 1.583	16:24:08.305
5 -	1:29.741	+ 0.290	16:16:37.331	11 -	1:31.147	+ 1.696	16:25:39.452
6 -	1:31.170	+ 1.719	16:18:08.501				
38	Tony DUNDERDALE		March 742				
1 -	1:40.167	+ 14.628	16:10:22.476	7 -	1:31.877	+ 6.338	16:19:14.496
2 -	1:33.230	+ 7.691	16:11:55.706	8 -	1:28.294	+ 2.755	16:20:42.790
3 -	1:27.136	+ 1.597	16:13:22.842	9 -	1:29.526	+ 3.987	16:22:12.316
4 -	1:26.321	+ 0.782	16:14:49.163	10 -	1:28.035	+ 2.496	16:23:40.351
5 -	1:25.539		16:16:14.702	11 -	1:26.255	+ 0.716	16:25:06.606
6 -	1:27.917	+ 2.378	16:17:42.619	12 -	1:26.963	+ 1.424	16:26:33.569
42	David GATHERCOLE		Chevron B25				
1 -	1:27.225		16:13:43.432	2 -	1:29.807	+ 2.582	16:15:13.239
50	Paul BASON		March 712				
1 -	1:29.033	+ 6.577	16:10:04.803	7 -	1:23.639	+ 1.183	16:18:43.005
2 -	1:27.604	+ 5.148	16:11:32.407	8 -	1:25.523	+ 3.067	16:20:08.528
3 -	1:26.970	+ 4.514	16:12:59.377	9 -	1:23.704	+ 1.248	16:21:32.232
4 -	1:28.020	+ 5.564	16:14:27.397	10 -	1:24.780	+ 2.324	16:22:57.012
5 -	1:25.443	+ 2.987	16:15:52.840	11 -	1:29.046	+ 6.590	16:24:26.058
6 -	1:26.526	+ 4.070	16:17:19.366	12 -	1:22.456		16:25:48.514
51	Clive WOOD		Chevron B34				
1 -	1:30.203	+ 7.175	16:10:03.973	9 -	1:26.976	+ 3.948	16:21:31.509
2 -	1:27.198	+ 4.170	16:11:31.171	10 -	1:23.855	+ 0.827	16:22:55.364
3 -	1:26.909	+ 3.881	16:12:58.080	11 -	1:23.318	+ 0.290	16:24:18.682
4 -	1:27.907	+ 4.879	16:14:25.987	12 -	1:23.889	+ 0.861	16:25:42.571
5 -	1:25.238	+ 2.210	16:15:51.225	13 -	1:28.862	+ 5.834	16:27:11.433
6 -	1:25.565	+ 2.537	16:17:16.790	14 -	1:26.989	+ 3.961	16:28:38.422
7 -	1:23.028		16:18:39.818	15 -	1:25.218	+ 2.190	16:30:03.640
8 -	1:24.715	+ 1.687	16:20:04.533	16 -	1:25.282	+ 2.254	16:31:28.922
60	Bob JUGGINS		Lola T240				
1 -	1:19.078	+ 2.429	16:09:15.131	7 -	1:29.651	+ 13.002	16:17:24.322
2 -	1:17.144	+ 0.495	16:10:32.275	8 -	1:19.137	+ 2.488	16:18:43.459
3 -	1:21.422	+ 4.773	16:11:53.697	9 -	1:21.526	+ 4.877	16:20:04.985
4 -	1:25.549	+ 8.900	16:13:19.246	10 -	4:05.033	+ 2:48.384	16:24:10.018
5 -	1:16.649		16:14:35.895	11 -	1:21.857	+ 5.208	16:25:31.875
6 -	1:18.776	+ 2.127	16:15:54.671				
64	James KING		March 712				
1 -	1:22.941	+ 5.319	16:09:31.249	8 -	1:17.663	+ 0.041	16:18:45.088
2 -	1:20.424	+ 2.802	16:10:51.673	9 -	1:19.972	+ 2.350	16:20:05.060
3 -	1:18.923	+ 1.301	16:12:10.596	10 -	1:17.921	+ 0.299	16:21:22.981
4 -	1:21.603	+ 3.981	16:13:32.199	11 -	1:17.622		16:22:40.603
5 -	1:18.767	+ 1.145	16:14:50.966	12 -	3:20.116	+ 2:02.494	16:26:00.719
6 -	1:18.133	+ 0.511	16:16:09.099	13 -	3:43.590	+ 2:25.968	16:29:44.309
7 -	1:18.326	+ 0.704	16:17:27.425				
65	Bob SELLIX		Lyncar 001				
1 -	1:33.698	+ 5.579	16:09:48.954	7 -	1:32.842	+ 4.723	16:19:13.297
2 -	1:32.560	+ 4.441	16:11:21.514	8 -	1:28.489	+ 0.370	16:20:41.786
3 -	1:35.565	+ 7.446	16:12:57.079	9 -	1:29.770	+ 1.651	16:22:11.556
4 -	1:34.418	+ 6.299	16:14:31.497	10 -	1:28.119		16:23:39.675
5 -	1:35.113	+ 6.994	16:16:06.610	11 -	1:30.555	+ 2.436	16:25:10.230
6 -	1:33.845	+ 5.726	16:17:40.455				
77	Chris ALFORD		Palliser WDF2				
1 -	1:31.776	+ 7.871	16:09:57.568	9 -	1:27.168	+ 3.263	16:21:38.974
2 -	1:27.942	+ 4.037	16:11:25.510	10 -	1:26.072	+ 2.167	16:23:05.046
3 -	1:31.231	+ 7.326	16:12:56.741	11 -	1:25.186	+ 1.281	16:24:30.232

Thruxton
Circuit Length = 2.3560 miles
Start: 16:06 End: 16:32

HSCC Historic Formula 2 Trophy - Jochen Rindt Trophy Race


QUALIFYING FOR RACES 5 + 10 - LAP ANALYSIS

4 -	1:28.841	+ 4.936	16:14:25.582	12 -	1:24.385	+ 0.480	16:25:54.617
5 -	1:26.898	+ 2.993	16:15:52.480	13 -	1:27.960	+ 4.055	16:27:22.577
6 -	1:26.486	+ 2.581	16:17:18.966	14 -	1:25.609	+ 1.704	16:28:48.186
7 -	1:25.879	+ 1.974	16:18:44.845	15 -	1:26.326	+ 2.421	16:30:14.512
8 -	1:26.961	+ 3.056	16:20:11.806	16 -	1:23.905		16:31:38.417
84	Roger BEVAN			Brabham BT21A			
1 -	1:39.358	+ 10.646	16:10:24.342	9 -	1:31.981	+ 3.269	16:22:56.469
2 -	1:36.232	+ 7.520	16:12:00.574	10 -	1:33.328	+ 4.616	16:24:29.797
3 -	1:35.985	+ 7.273	16:13:36.559	11 -	1:30.536	+ 1.824	16:26:00.333
4 -	1:35.886	+ 7.174	16:15:12.445	12 -	1:36.232	+ 7.520	16:27:36.565
5 -	1:38.141	+ 9.429	16:16:50.586	13 -	1:32.499	+ 3.787	16:29:09.064
6 -	1:33.340	+ 4.628	16:18:23.926	14 -	1:29.228	+ 0.516	16:30:38.292
7 -	1:30.024	+ 1.312	16:19:53.950	15 -	1:28.712		16:32:07.004
8 -	1:30.538	+ 1.826	16:21:24.488				
88	Michael SCOTT			Brabham BT30			
1 -	1:37.175	+ 12.330	16:10:20.821	7 -	1:25.937	+ 1.092	16:19:17.994
2 -	1:35.935	+ 11.090	16:11:56.756	8 -	1:25.108	+ 0.263	16:20:43.102
3 -	1:31.036	+ 6.191	16:13:27.792	9 -	1:27.347	+ 2.502	16:22:10.449
4 -	1:27.220	+ 2.375	16:14:55.012	10 -	1:24.845		16:23:35.294
5 -	1:29.148	+ 4.303	16:16:24.160	11 -	1:24.874	+ 0.029	16:25:00.168
6 -	1:27.897	+ 3.052	16:17:52.057				
92	David COPLOWE			Mclaren M4A			
1 -	1:38.819	+ 5.449	16:10:20.234	3 -	1:34.991	+ 1.621	16:13:35.057
2 -	1:39.832	+ 6.462	16:12:00.066	4 -	1:33.370		16:15:08.427

Thruxton
 Circuit Length = 2.3560 miles
 Start: 16:06 End: 16:32

HSCC Historic Formula 2 Trophy - Jochen Rindt Trophy Race

RACE 5 - GRID

ROW 10	1:29.451 37 Lincoln SMALL	1:33.370 92 David COPLOWE
ROW 9	1:28.712 84 Roger BEVAN	1:29.158 16 Sidney HOOLE
ROW 8	1:27.225 42 David GATHERCOLE	1:28.119 65 Bob SELIX
ROW 7	1:24.845 88 Michael SCOTT	1:25.539 38 Tony DUNDERDALE
ROW 6	1:23.695 5 Mike BARNBY	1:23.905 77 Chris ALFORD
ROW 5	1:22.592 57a David WILD	1:23.028 51 Clive WOOD
ROW 4	1:20.150 2 Matthew WATTS	1:22.456 50 Paul BASON
ROW 3	1:17.622 64 James KING	1:18.559 8 Duncan DAYTON
ROW 2	1:16.437 27 Bo WARMENIUS	1:16.649 60 Bob JUGGINS
ROW 1	1:14.443 12 Peter MEYRICK	1:15.747 9 Bill COOMBS
Pole		
		


Thruxton
Circuit Length = 2.3560 miles

These results are provisional until the conclusion of any judicial and technical matters.

Clerk of Course :		Timekeeper :
-------------------	--	--------------

HSCC Historic Formula Junior Trophy - Jochen Rindt Trophy Race

RACE 10 - GRID

ROW 10	1:29.451 37 Lincoln SMALL	1:33.370 92 David COPLOWE
ROW 9	1:28.712 84 Roger BEVAN	1:29.158 16 Sidney HOOLE
ROW 8	1:27.225 42 David GATHERCOLE	1:28.119 65 Bob SELLIX
ROW 7	1:24.845 88 Michael SCOTT	1:25.539 38 Tony DUNDERDALE
ROW 6	1:23.695 5 Mike BARNBY	1:23.905 77 Chris ALFORD
ROW 5	1:22.456 50 Paul BASON	1:23.028 51 Clive WOOD
ROW 4	1:18.559 8 Duncan DAYTON	1:20.150 2 Matthew WATTS
ROW 3	1:16.649 60 Bob JUGGINS	1:17.622 64 James KING
ROW 2	1:16.437 27 Bo WARMENIUS	1:16.463 57b Neil FOWLER
ROW 1	1:14.443 12 Peter MEYRICK	1:15.747 9 Bill COOMBS
Pole		
		

Thruxton
Circuit Length = 2.3560 miles

These results are provisional until the conclusion of any judicial and technical matters.

Clerk of Course :		Timekeeper :
-------------------	--	--------------

HSCC Historic Formula 2 Trophy - Jochen Rindt Trophy Race

RACE 5 - CLASSIFICATION

POS	NO	CL	NAME	ENTRY	LAPS	TIME	GAP	DIFF	MPH	BEST	ON
1	9	B	Bill COOMBS	March 712	19	25:12.407			106.55	1:15.867	16
2	12	C	Peter MEYRICK	March 782	19	25:13.594	1.187	1.187	106.46	1:14.916	16
3	27	C	Bo WARMENIUS	March 772	19	26:02.229	49.822	48.635	103.15	1:18.594	16
4	64	A	James KING	March 712	19	26:18.103	1:05.696	15.874	102.11	1:18.249	10
5	2	D	Matthew WATTS	Brabham BT29	19	26:33.682	1:21.275	15.579	101.11	1:20.879	16
6	8	A	Duncan DAYTON	Brabham BT35	18	25:20.531	1 lap	1 lap	100.40	1:18.317	15
7	77	B	Chris ALFORD	Palliser WDF2	18	25:58.192	1 lap	37.661	97.97	1:24.030	17
8	57a	B	David WILD	March 712	18	26:10.697	1 lap	12.505	97.19	1:20.946	18
9	5	C	Mike BARNBY	Modus M7	17	25:16.231	2 laps	1 lap	95.09	1:22.599	16
10	51	B	Clive WOOD	Chevron B34	17	25:49.099	2 laps	32.868	93.07	1:22.718	17
11	88	A	Michael SCOTT	Brabham BT30	17	25:52.362	2 laps	3.263	92.88	1:23.726	17
12	38	C	Tony DUNDERDALE	March 742	17	26:22.376	2 laps	30.014	91.12	1:27.964	14
13	37	A	Lincoln SMALL	Brabham BT30	16	25:23.869	3 laps	1 lap	89.05	1:28.247	15
14	92	D	David COPLOWE	Mclaren M4A	16	25:25.254	3 laps	1.385	88.97	1:29.262	15
15	84	D	Roger BEVAN	Brabham BT21A	16	25:45.969	3 laps	20.715	87.77	1:30.710	16
16	60	A	Bob JUGGINS	Lola T240	16	25:47.853	3 laps	1.884	87.67	1:19.860	5

NOT CLASSIFIED

DNF	16	A	Sidney HOOLE	March 712	1	1:42.803	18 laps	15 laps	82.50	1:38.162	1
DNF	50	A	Paul BASON	March 712	0						
DNF	42	C	David GATHERCOLE	Chevron B25	0						

FASTEST LAP

2	D	Matthew WATTS	Brabham BT29	16	1:20.879	104.86 mph	168.76 kph
12	C	Peter MEYRICK	March 782	16	1:14.916	113.21 mph	182.20 kph
64	A	James KING	March 712	10	1:18.249	108.39 mph	174.44 kph
9	B	Bill COOMBS	March 712	16	1:15.867	111.79 mph	179.91 kph

Weather / Track : Light Rain / Dry

These results are provisional until the conclusion of any judicial and technical matters.

Thruxton
Circuit Length = 2.3560 miles
Start: 10:19 End: 10:46

Clerk of Course :	Timekeeper :
-------------------	--------------

HSCC Historic Formula 2 Trophy - Jochen Rindt Trophy Race

RACE 5 - LAP CHART

Lap 1			Lap 2			Lap 3			Lap 4			Lap 5		
No	Behind	Laptime	No	Behind	Laptime	No	Behind	Laptime	No	Behind	Laptime	No	Behind	Laptime
9		1:28.867	9		1:23.949	9		1:20.896	9		1:19.983	9		1:21.163
60	0.551	1:27.609	12	4.808	1:25.403	12	7.340	1:23.428	12	9.369	1:22.012	84	1 LAP	1:37.086
27	2.711	1:29.655	27	5.083	1:26.321	64	8.247	1:23.723	64	9.492	1:21.228	12	7.555	1:19.349
12	3.354	1:32.222	64	5.420	1:25.811	27	9.387	1:25.200	27	11.467	1:22.063	64	7.749	1:19.420
64	3.558	1:30.006	8	6.715	1:26.527	8	9.873	1:24.054	8	12.043	1:22.153	27	10.427	1:20.123
8	4.137	1:30.498	2	7.422	1:26.294	2	10.927	1:24.401	2	15.205	1:24.261	8	11.606	1:20.726
2	5.077	1:31.313	77	12.361	1:27.719	77	18.617	1:27.152	77	24.193	1:25.559	2	17.974	1:23.932
77	8.591	1:33.642	57a	32.002	1:40.975	57a	42.357	1:31.251	60	2 LAPS	4:42.072	77	29.086	1:26.056
16	13.934	1:38.162	38	32.330	1:41.712	5	46.379	1:33.660	57a	51.118	1:28.744	60	2 LAPS	1:28.422
38	14.567	1:39.544	5	33.615	1:42.188	38	50.277	1:38.843	5	57.737	1:31.341	57a	57.182	1:27.227
57a	14.976	1:37.685	88	43.602	1:44.758	88	59.023	1:36.317	38	1:02.841	1:32.547	5	1:06.838	1:30.264
5	15.376	1:40.642	37	44.580	1:46.457	37	1:00.452	1:36.768	88	1:13.811	1:34.771	38	1:11.318	1:29.640
37	22.072	1:45.439	51	44.944	1:34.826	92	1:02.466	1:37.617	37	1:14.895	1:34.426			
92	22.470	1:45.663	92	45.745	1:47.224	84	1:05.218	1:39.087	51	1:15.528	1:27.988			
88	22.793	1:45.908	84	47.027	1:47.757	51	1:07.523	1:43.475	92	1:17.129	1:34.646			
84	23.219	1:47.006												
51	34.067	2:02.900												

Thruxton
 Circuit Length = 2.3560 miles
 Start: 10:19 End: 10:46

HSCC Historic Formula 2 Trophy - Jochen Rindt Trophy Race

RACE 5 - LAP CHART

Lap 6			Lap 7			Lap 8			Lap 9			Lap 10		
No	Behind	Laptime	No	Behind	Laptime	No	Behind	Laptime	No	Behind	Laptime	No	Behind	Laptime
9		1:21.719	9		1:20.248	9		1:20.477	9		1:18.654	9		1:19.968
51	1 LAP	1:30.202	12	8.880	1:20.685	5	1 LAP	1:28.260	12	7.414	1:18.291	12	5.276	1:17.830
88	1 LAP	1:32.686	64	9.575	1:21.689	12	7.777	1:19.374	64	8.927	1:18.881	64	7.208	1:18.249
37	1 LAP	1:36.042	27	10.188	1:21.217	64	8.700	1:19.602	27	11.595	1:20.478	27	14.191	1:22.564
64	8.134	1:22.104	51	1 LAP	1:29.235	27	9.771	1:20.060	5	1 LAP	1:29.760	5	1 LAP	1:30.041
12	8.443	1:22.607	88	1 LAP	1:31.522	38	1 LAP	1:34.214	51	1 LAP	1:28.609	2	36.419	1:25.238
92	1 LAP	1:34.416	2	22.558	1:24.050	51	1 LAP	1:28.175	38	1 LAP	1:36.505	88	1 LAP	1:29.861
27	9.219	1:20.511	37	1 LAP	1:34.773	88	1 LAP	1:28.662	2	31.149	1:24.646	51	1 LAP	1:33.859
8	11.011	1:21.124	92	1 LAP	1:35.977	2	25.157	1:23.076	88	1 LAP	1:29.065	38	1 LAP	1:35.808
84	1 LAP	1:36.989	84	1 LAP	1:37.432	37	1 LAP	1:31.792	8	47.368	1:29.470	8	55.346	1:27.946
2	18.756	1:22.501	8	35.240	1:44.477	92	1 LAP	1:30.872	92	1 LAP	1:35.666	77	1:01.324	1:29.453
77	32.975	1:25.608	77	38.075	1:25.348	8	36.552	1:21.789	77	51.839	1:27.753	60	2 LAPS	1:24.893
60	2 LAPS	1:21.606	60	2 LAPS	1:19.860	77	42.740	1:25.142	37	1 LAP	1:40.872	92	1 LAP	1:36.136
57a	59.953	1:24.490	57a	1:03.966	1:24.261	60	2 LAPS	1:20.582	60	2 LAPS	1:32.436	37	1 LAP	1:32.572
5	1:14.303	1:29.184				84	1 LAP	1:38.417	84	1 LAP	1:34.901			
38	1:19.723	1:30.124				57a	1:07.569	1:24.080	57a	1:16.674	1:27.759			

Thruxton
 Circuit Length = 2.3560 miles
 Start: 10:19 End: 10:46

HSCC Historic Formula 2 Trophy - Jochen Rindt Trophy Race

RACE 5 - LAP CHART

Lap 11			Lap 12			Lap 13			Lap 14			Lap 15		
No	Behind	Laptime	No	Behind	Laptime	No	Behind	Laptime	No	Behind	Laptime	No	Behind	Laptime
9		1:19.683	9		1:19.468	9		1:18.440	9		1:17.698	9		1:16.434
84	2 LAPS	1:34.907	37	2 LAPS	1:33.489	12	4.331	1:18.733	12	3.078	1:16.445	12	2.719	1:16.075
12	3.776	1:18.183	12	4.038	1:19.730	37	2 LAPS	1:32.810	77	1 LAP	1:25.380	88	2 LAPS	1:28.583
57a	1 LAP	1:29.196	92	2 LAPS	1:35.532	92	2 LAPS	1:32.347	38	2 LAPS	1:30.114	60	3 LAPS	1:25.457
27	19.359	1:24.851	57a	1 LAP	1:28.025	57a	1 LAP	1:24.639	57a	1 LAP	1:26.160	51	2 LAPS	1:25.342
64	32.227	1:44.702	84	2 LAPS	1:34.578	27	27.673	1:22.944	92	2 LAPS	1:31.082	77	1 LAP	1:24.746
5	1 LAP	1:29.475	27	23.169	1:23.278	84	2 LAPS	1:33.492	37	2 LAPS	1:32.356	38	2 LAPS	1:28.627
2	41.529	1:24.793	64	36.570	1:23.811	64	43.206	1:25.076	27	32.594	1:22.619	57a	1 LAP	1:22.634
88	1 LAP	1:27.549	5	1 LAP	1:26.488	5	1 LAP	1:24.492	64	46.622	1:21.114	27	38.008	1:21.848
51	1 LAP	1:32.441	2	46.112	1:24.051	2	50.543	1:22.871	84	2 LAPS	1:32.532	37	2 LAPS	1:31.817
38	1 LAP	1:33.071	88	1 LAP	1:27.993	8	1:06.995	1:20.832	5	1 LAP	1:23.895	92	2 LAPS	1:32.981
8	1:00.746	1:25.083	8	1:04.603	1:23.325	88	1 LAP	1:27.081	2	54.400	1:21.555	64	49.652	1:19.464
60	2 LAPS	1:22.700	51	1 LAP	1:29.679	60	2 LAPS	1:21.653	8	1:08.692	1:19.395	2	58.884	1:20.918
77	1:09.256	1:27.615	60	2 LAPS	1:22.650	51	1 LAP	1:26.057				5	1 LAP	1:24.621
			38	1 LAP	1:31.402							84	2 LAPS	1:31.987
			77	1:15.781	1:25.993							8	1:10.575	1:18.317

Thruxton
 Circuit Length = 2.3560 miles
 Start: 10:19 End: 10:46

HSCC Historic Formula 2 Trophy - Jochen Rindt Trophy Race

RACE 5 - LAP CHART

Lap 16			Lap 17			Lap 18			Lap 19		
No	Behind	Laptime	No	Behind	Laptime	No	Behind	Laptime	No	Behind	Laptime
9		1:15.867	9		1:16.237	9		1:16.022	9		1:16.632
12	1.768	1:14.916	12	0.658	1:15.127	12	0.807	1:16.171	12	1.187	1:17.012
60	3 LAPS	1:21.713	84	3 LAPS	1:33.293	8	1 LAP	1:20.279	5	2 LAPS	1:23.017
51	2 LAPS	1:25.208	60	3 LAPS	1:25.738	84	3 LAPS	1:30.713	8	1 LAP	1:22.730
88	2 LAPS	1:27.978	51	2 LAPS	1:24.848	60	3 LAPS	1:23.667	37	3 LAPS	1:31.304
77	1 LAP	1:24.422	88	2 LAPS	1:25.836	51	2 LAPS	1:23.501	92	3 LAPS	1:30.138
38	2 LAPS	1:27.964	77	1 LAP	1:24.481	88	2 LAPS	1:24.312	84	3 LAPS	1:30.710
27	40.735	1:18.594	27	43.631	1:19.133	77	1 LAP	1:24.030	60	3 LAPS	1:24.984
57a	1 LAP	1:22.851	38	2 LAPS	1:29.946	27	46.859	1:19.250	51	2 LAPS	1:22.718
64	55.664	1:21.879	57a	1 LAP	1:21.780	57a	1 LAP	1:21.834	88	2 LAPS	1:23.726
37	2 LAPS	1:29.203	64	58.537	1:19.110	38	2 LAPS	1:29.111	77	1 LAP	1:24.275
92	2 LAPS	1:30.019	2	1:10.447	1:22.788	64	1:01.812	1:19.297	27	49.822	1:19.595
2	1:03.896	1:20.879	37	2 LAPS	1:28.247	2	1:15.605	1:21.180	57a	1 LAP	1:20.946
5	1 LAP	1:22.701	5	1 LAP	1:22.599				64	1:05.696	1:20.516
8	1:14.006	1:19.298	92	2 LAPS	1:29.262				38	2 LAPS	1:29.312
									2	1:21.275	1:22.302

HSCC Historic Formula Junior Trophy - Jochen Rindt Trophy Race

RACE 10 - RESTART - CLASSIFICATION

POS	NO	CL	NAME	ENTRY	LAPS	TIME	GAP	DIFF	MPH	BEST	ON
1	12	C	Peter MEYRICK	March 782	9	11:16.367			112.85	1:13.616	2
2	27	C	Bo WARMENIUS	March 772	9	11:27.667	11.300	11.300	111.00	1:15.186	9
3	64	A	James KING	March 712	9	11:37.920	21.553	10.253	109.37	1:15.545	9
4	8	A	Duncan DAYTON	Brabham BT35	9	11:49.118	32.751	11.198	107.64	1:17.328	5
5	60	A	Bob JUGGINS	Lola T240	9	11:51.949	35.582	2.831	107.21	1:16.364	3
6	77	B	Chris ALFORD	Palliser WDF2	9	12:22.314	1:05.947	30.365	102.83	1:21.149	3
7	88	A	Michael SCOTT	Brabham BT30	8	11:31.003	1 lap	1 lap	98.19	1:24.400	7
8	37	A	Lincoln SMALL	Brabham BT30	8	12:04.672	1 lap	33.669	93.63	1:27.553	8
9	92	D	David COPLOWE	Mclaren M4A	8	12:13.768	1 lap	9.096	92.47	1:28.446	7
10	84	D	Roger BEVAN	Brabham BT21A	8	12:14.063	1 lap	0.295	92.43	1:29.090	7

NOT CLASSIFIED

DNF	51	B	Clive WOOD	Chevron B34	5	7:16.025	4 laps	3 laps	97.26	1:25.462	4
DNF	16	A	Sidney HOOLE	March 712	4	5:47.390	5 laps	1 lap	97.66	1:25.021	2
DNF	42	C	David GATHERCOLE	Chevron B25	3	3:54.588	6 laps	1 lap	108.46	1:13.826	2
DNF	57b	B	Neil FOWLER	March 712	0						
DNF	2	D	Matthew WATTS	Brabham BT29	0						
DNF	5	C	Mike BARNBY	Modus M7	0						
DNF	9	B	Bill COOMBS	March 712	9	11:30.530	14.163	0.000	110.54		4
DNF	38	C	Tony DUNDERDALE	March 742	8	11:30.043	1 lap	1 lap	98.33		4

FASTEST LAP

64	A	James KING	March 712	9	1:15.545	112.27 mph	180.68 kph
77	B	Chris ALFORD	Palliser WDF2	3	1:21.149	104.51 mph	168.20 kph
12	C	Peter MEYRICK	March 782	2	1:13.616	115.21 mph	185.41 kph
92	D	David COPLOWE	Mclaren M4A	7	1:28.446	95.89 mph	154.32 kph

Cars 9 + 38 not running at time of Red Flag

Weather / Track : Cloudy / Dry

These results are provisional until the conclusion of any judicial and technical matters.

Thruxton
Circuit Length = 2.3560 miles
Start: 14:54 End: 15:08

Clerk of Course :		Timekeeper :
-------------------	--	--------------

HSCC Historic Formula Junior Trophy - Jochen Rindt Trophy Race

RACE 10 - RESTART - LAP CHART

Lap 1			Lap 2			Lap 3			Lap 4			Lap 5		
No	Behind	Laptime	No	Behind	Laptime	No	Behind	Laptime	No	Behind	Laptime	No	Behind	Laptime
12		1:20.259	12		1:13.616	12		1:13.827	12		1:13.979	12		1:14.055
9	0.628	1:20.887	9	2.676	1:15.664	9	4.423	1:15.574	9	5.870	1:15.426	9	7.593	1:15.778
27	1.698	1:21.957	27	3.731	1:15.649	27	5.960	1:16.056	27	7.560	1:15.579	27	9.309	1:15.804
60	2.734	1:22.993	42	4.864	1:13.826	42	6.886	1:15.849	60	12.361	1:18.192	64	15.700	1:17.276
8	4.177	1:24.436	60	5.611	1:16.493	60	8.148	1:16.364	64	12.479	1:16.087	60	16.261	1:17.955
42	4.654	1:24.913	64	8.455	1:17.201	64	10.371	1:15.743	8	17.505	1:17.692	8	20.778	1:17.328
64	4.870	1:25.129	8	9.508	1:18.947	8	13.792	1:18.111	77	31.986	1:21.672	77	39.726	1:21.795
77	8.730	1:28.989	77	16.971	1:21.857	77	24.293	1:21.149	16	45.709	1:25.438	38	58.526	1:25.509
16	11.527	1:31.786	16	22.932	1:25.021	16	34.250	1:25.145	38	47.072	1:24.213	88	58.766	1:24.787
51	12.270	1:32.529	51	24.184	1:25.530	51	36.172	1:25.815	51	47.655	1:25.462	51	1:00.289	1:26.689
38	12.820	1:33.079	38	24.726	1:25.522	38	36.838	1:25.939	88	48.034	1:24.852			
88	13.165	1:33.424	88	25.386	1:25.837	88	37.161	1:25.602	37	1:00.808	1:28.010			
37	18.164	1:38.423	37	32.714	1:28.166	37	46.777	1:27.890	92	1:07.768	1:30.886			
92	19.201	1:39.460	92	35.095	1:29.510	92	50.861	1:29.593	84	1:07.989	1:30.035			
84	19.526	1:39.785	84	36.139	1:30.229	84	51.933	1:29.621						

Thrupton
 Circuit Length = 2.3560 miles
 Start: 14:54 End: 15:08

HSCC Historic Formula Junior Trophy - Jochen Rindt Trophy Race

RACE 10 - RESTART - LAP CHART

Lap 6			Lap 7			Lap 8			Lap 9		
No	Behind	Laptime	No	Behind	Laptime	No	Behind	Laptime	No	Behind	Laptime
12		1:16.087	12		1:15.315	12		1:15.018	12		1:14.211
37	1 LAP	1:30.151	9	8.842	1:16.680	38	1 LAP	1:24.390	27	11.300	1:15.186
9	7.477	1:15.971	27	10.064	1:15.721	88	1 LAP	1:24.400	38	1 LAP	1:26.015
27	9.658	1:16.436	64	19.189	1:18.003	27	10.325	1:15.279	9	14.163	1:17.935
92	1 LAP	1:32.182	37	1 LAP	1:34.002	9	10.439	1:16.615	88	1 LAP	1:26.683
84	1 LAP	1:32.579	60	24.953	1:21.490	64	20.219	1:16.048	64	21.553	1:15.545
64	16.501	1:16.888	8	25.673	1:18.126	8	29.451	1:18.796	8	32.751	1:17.511
60	18.778	1:18.604	84	1 LAP	1:32.029	60	30.329	1:20.394	60	35.582	1:19.464
8	22.862	1:18.171	92	1 LAP	1:34.650	37	1 LAP	1:30.477	37	1 LAP	1:27.553
77	45.639	1:22.000	77	52.150	1:21.826	84	1 LAP	1:29.090	92	1 LAP	1:29.041
38	1:07.815	1:25.376				92	1 LAP	1:28.446	84	1 LAP	1:30.695
88	1:08.097	1:25.418				77	58.860	1:21.728	77	1:05.947	1:21.298

Thrupton
 Circuit Length = 2.3560 miles
 Start: 14:54 End: 15:08

Universal Racing Services Classic Formula Ford 1600 Championship
QUALIFYING FOR RACE 4 - CLASSIFICATION

POS	NO	CL	NAME	ENTRY	TIME	ON	LAPS	GAP	DIFF	MPH
1	5	A	Keith DAVEY	Van Diemen RF81	1:39.154	8	8			85.53
2	33	A	Jonathan DAVIS	Hawke DL11	1:39.256	7	8	0.102	0.102	85.45
3	9	A	David PENLINGTON	FF Royale RP 26	1:40.421	8	8	1.267	1.165	84.46
4	32	A	David MALPAS	Van Diemen RF78	1:42.396	8	8	3.242	1.975	82.83
5	21	A	Steve PEARCE	Van Diemen RF80	1:42.484	6	8	3.330	0.088	82.75
6	13	A	Stuart KESTENBAUM	Van Diemen RF79	1:43.268	7	8	4.114	0.784	82.13
7	49	B	Andrew SMITH	Van Diemen FA73	1:43.354	6	8	4.200	0.086	82.06
8	7	A	Jonathan NASH	van diemen rf80	1:43.790	6	8	4.636	0.436	81.71
9	23	A	James GOWENS	PRS RH01	1:44.085	4	6	4.931	0.295	81.48
10	77	A	Paul WALTON	Crossle 25F	1:45.271	3	6	6.117	1.186	80.56
11	76	B	Peter ST.BARBE	Jamun T2	1:48.600	4	7	9.446	3.329	78.09
12	56	B	Alan FAIRBROTHER	Merlyn Mk20 a	1:50.045	7	7	10.891	1.445	77.07
13	17	A	Jeff PALMER	Royale RF26	1:50.668	7	7	11.514	0.623	76.63
14	81	A	John HESP	Royale RP26	1:51.906	7	7	12.752	1.238	75.79
15	88	B	Jonathan GREENWOOD	Dulon MP15	1:53.209	7	7	14.055	1.303	74.91
16	27	A	Ian MILLAN	Crossle 45F	2:02.690	4	6	23.536	9.481	69.13
17	34	B	Philip NORRIS	Macon MR8	2:04.434	6	6	25.280	1.744	68.16
18	92	A	Michael VALENTINE	Elden MK24	2:10.114	2	6	30.960	5.680	65.18

Weather / Track : Bright / Damp

These results are provisional until the conclusion of any judicial and technical matters.

Thruxton
 Circuit Length = 2.3560 miles
 Start: 13:00 End: 13:17

Clerk of Course :		Timekeeper :
-------------------	--	--------------

Universal Racing Services Classic Formula Ford 1600 Championship
QUALIFYING FOR RACE 4 - LAP ANALYSIS

5	Keith DAVEY		Van Diemen RF81				
1 -	1:45.568	+ 6.414	13:04:26.316	5 -	1:41.615	+ 2.461	13:11:31.112
2 -	1:55.704	+ 16.550	13:06:22.020	6 -	1:41.074	+ 1.920	13:13:12.186
3 -	1:43.808	+ 4.654	13:08:05.828	7 -	1:39.745	+ 0.591	13:14:51.931
4 -	1:43.669	+ 4.515	13:09:49.497	8 -	1:39.154		13:16:31.085
7	Jonathan NASH		van diemen rf80				
1 -	1:56.848	+ 13.058	13:04:39.401	5 -	1:45.873	+ 2.083	13:11:46.984
2 -	1:48.533	+ 4.743	13:06:27.934	6 -	1:43.790		13:13:30.774
3 -	1:46.593	+ 2.803	13:08:14.527	7 -	1:44.513	+ 0.723	13:15:15.287
4 -	1:46.584	+ 2.794	13:10:01.111	8 -	1:55.791	+ 12.001	13:17:11.078
9	David PENLINGTON		FF Royale RP 26				
1 -	1:53.228	+ 12.807	13:04:27.885	5 -	1:42.398	+ 1.977	13:11:24.869
2 -	1:47.301	+ 6.880	13:06:15.186	6 -	1:56.576	+ 16.155	13:13:21.445
3 -	1:43.788	+ 3.367	13:07:58.974	7 -	1:41.711	+ 1.290	13:15:03.156
4 -	1:43.497	+ 3.076	13:09:42.471	8 -	1:40.421		13:16:43.577
13	Stuart KESTENBAUM		Van Diemen RF79				
1 -	1:46.413	+ 3.145	13:04:23.901	5 -	1:46.539	+ 3.271	13:11:24.369
2 -	1:44.566	+ 1.298	13:06:08.467	6 -	1:44.112	+ 0.844	13:13:08.481
3 -	1:44.185	+ 0.917	13:07:52.652	7 -	1:43.268		13:14:51.749
4 -	1:45.178	+ 1.910	13:09:37.830	8 -	1:43.965	+ 0.697	13:16:35.714
17	Jeff PALMER		Royale RF26				
1 -	2:14.323	+ 23.655	13:05:01.962	5 -	1:53.595	+ 2.927	13:12:54.498
2 -	1:59.867	+ 9.199	13:07:01.829	6 -	1:52.908	+ 2.240	13:14:47.406
3 -	2:03.968	+ 13.300	13:09:05.797	7 -	1:50.668		13:16:38.074
4 -	1:55.106	+ 4.438	13:11:00.903				
21	Steve PEARCE		Van Diemen RF80				
1 -	1:49.461	+ 6.977	13:04:51.973	5 -	1:47.275	+ 4.791	13:11:52.262
2 -	1:45.364	+ 2.880	13:06:37.337	6 -	1:42.484		13:13:34.746
3 -	1:43.136	+ 0.652	13:08:20.473	7 -	1:43.095	+ 0.611	13:15:17.841
4 -	1:44.514	+ 2.030	13:10:04.987	8 -	1:45.998	+ 3.514	13:17:03.839
23	James GOWENS		PRS RH01				
1 -	1:52.895	+ 8.810	13:07:28.431	4 -	1:44.085		13:13:27.719
2 -	2:28.568	+ 44.483	13:09:56.999	5 -	1:46.957	+ 2.872	13:15:14.676
3 -	1:46.635	+ 2.550	13:11:43.634	6 -	1:46.991	+ 2.906	13:17:01.667
27	Ian MILLAN		Crossle 45F				
1 -	2:11.936	+ 9.246	13:05:36.494	4 -	2:02.690		13:11:55.025
2 -	2:10.222	+ 7.532	13:07:46.716	5 -	2:16.624	+ 13.934	13:14:11.649
3 -	2:05.619	+ 2.929	13:09:52.335	6 -	2:03.319	+ 0.629	13:16:14.968
32	David MALPAS		Van Diemen RF78				
1 -	1:59.003	+ 16.607	13:04:52.559	5 -	1:44.542	+ 2.146	13:12:03.135
2 -	1:56.545	+ 14.149	13:06:49.104	6 -	1:46.203	+ 3.807	13:13:49.338
3 -	1:45.356	+ 2.960	13:08:34.460	7 -	1:44.206	+ 1.810	13:15:33.544
4 -	1:44.133	+ 1.737	13:10:18.593	8 -	1:42.396		13:17:15.940
33	Jonathan DAVIS		Hawke DL11				
1 -	1:48.624	+ 9.368	13:04:28.322	5 -	1:41.913	+ 2.657	13:11:27.917
2 -	1:46.431	+ 7.175	13:06:14.753	6 -	1:41.387	+ 2.131	13:13:09.304
3 -	1:44.134	+ 4.878	13:07:58.887	7 -	1:39.256		13:14:48.560
4 -	1:47.117	+ 7.861	13:09:46.004	8 -	1:40.696	+ 1.440	13:16:29.256
34	Philip NORRIS		Macon MR8				
1 -	2:15.689	+ 11.255	13:05:41.307	4 -	2:07.133	+ 2.699	13:12:08.936
2 -	2:11.604	+ 7.170	13:07:52.911	5 -	2:07.090	+ 2.656	13:14:16.026
3 -	2:08.892	+ 4.458	13:10:01.803	6 -	2:04.434		13:16:20.460

Thruxton
 Circuit Length = 2.3560 miles
 Start: 13:00 End: 13:17


Universal Racing Services Classic Formula Ford 1600 Championship
QUALIFYING FOR RACE 4 - LAP ANALYSIS

49	Andrew SMITH		Van Diemen FA73				
1 -	1:48.526	+ 5.172	13:04:41.834	5 -	1:44.968	+ 1.614	13:11:41.354
2 -	1:45.185	+ 1.831	13:06:27.019	6 -	1:43.354		13:13:24.708
3 -	1:44.886	+ 1.532	13:08:11.905	7 -	1:43.581	+ 0.227	13:15:08.289
4 -	1:44.481	+ 1.127	13:09:56.386	8 -	1:52.086	+ 8.732	13:17:00.375
56	Alan FAIRBROTHER		Merlyn Mk20 a				
1 -	2:01.508	+ 11.463	13:04:59.723	5 -	1:54.031	+ 3.986	13:12:40.550
2 -	1:56.728	+ 6.683	13:06:56.451	6 -	1:53.343	+ 3.298	13:14:33.893
3 -	1:54.283	+ 4.238	13:08:50.734	7 -	1:50.045		13:16:23.938
4 -	1:55.785	+ 5.740	13:10:46.519				
76	Peter ST.BARBE		Jamun T2				
1 -	1:50.359	+ 1.759	13:04:27.720	5 -	1:51.799	+ 3.199	13:11:53.353
2 -	1:50.380	+ 1.780	13:06:18.100	6 -	1:52.362	+ 3.762	13:13:45.715
3 -	1:54.854	+ 6.254	13:08:12.954	7 -	1:52.567	+ 3.967	13:15:38.282
4 -	1:48.600		13:10:01.554				
77	Paul WALTON		Crossle 25F				
1 -	1:50.634	+ 5.363	13:04:24.812	4 -	1:49.620	+ 4.349	13:09:45.191
2 -	1:45.488	+ 0.217	13:06:10.300	5 -	1:47.369	+ 2.098	13:11:32.560
3 -	1:45.271		13:07:55.571	6 -	1:50.283	+ 5.012	13:13:22.843
81	John HESP		Royale RP26				
1 -	2:04.626	+ 12.720	13:05:09.282	5 -	2:00.099	+ 8.193	13:13:26.943
2 -	2:04.102	+ 12.196	13:07:13.384	6 -	1:55.427	+ 3.521	13:15:22.370
3 -	2:00.144	+ 8.238	13:09:13.528	7 -	1:51.906		13:17:14.276
4 -	2:13.316	+ 21.410	13:11:26.844				
88	Jonathan GREENWOOD		Dulon MP15				
1 -	2:07.582	+ 14.373	13:04:55.859	5 -	2:01.525	+ 8.316	13:12:47.944
2 -	2:00.084	+ 6.875	13:06:55.943	6 -	1:58.770	+ 5.561	13:14:46.714
3 -	1:54.505	+ 1.296	13:08:50.448	7 -	1:53.209		13:16:39.923
4 -	1:55.971	+ 2.762	13:10:46.419				
92	Michael VALENTINE		Elden MK24				
1 -	2:14.682	+ 4.568	13:05:25.112	4 -	2:12.000	+ 1.886	13:12:01.734
2 -	2:10.114		13:07:35.226	5 -	2:10.599	+ 0.485	13:14:12.333
3 -	2:14.508	+ 4.394	13:09:49.734	6 -	2:11.250	+ 1.136	13:16:23.583

Thruxton
 Circuit Length = 2.3560 miles
 Start: 13:00 End: 13:17

Universal Racing Services Classic Formula Ford 1600 Championship

RACE 4 - GRID - AMENDED

ROW 9	2:04.434 34 Philip NORRIS	2:10.114 92 Michael VALENTINE
ROW 8	1:53.209 88 Jonathan GREENWOOD	2:02.690 27 Ian MILLAN
ROW 7	1:50.668 17 Jeff PALMER	1:51.906 81 John HESP
ROW 6	1:48.600 76 Peter ST.BARBE	1:50.045 56 Alan FAIRBROTHER
ROW 5	1:44.085 23 James GOWENS	1:45.271 77 Paul WALTON
ROW 4	1:43.354 49 Andrew SMITH	1:43.790 7 Jonathan NASH
ROW 3	1:42.484 21 Steve PEARCE	1:43.268 13 Stuart KESTENBAUM
ROW 2	1:40.421 9 David PENLINGTON	1:42.396 32 David MALPAS
ROW 1	1:39.154 5 Keith DAVEY	1:39.256 33 Jonathan DAVIS
Pole		
		

Thruxton
Circuit Length = 2.3560 miles

These results are provisional until the conclusion of any judicial and technical matters.

Clerk of Course :	Timekeeper :
-------------------	--------------

Universal Racing Services Classic Formula Ford 1600 Championship

RACE 4 - CLASSIFICATION

POS	NO	CL	NAME	ENTRY	LAPS	TIME	GAP	DIFF	MPH	BEST	ON
1	5	A	Keith DAVEY	Van Diemen RF81	10	14:39.300			96.45	1:26.311	7
2	33	B	Jonathan DAVIS	Hawke DL11	10	14:51.426	12.126	12.126	95.14	1:27.300	3
3	77	A	Paul WALTON	Crossle 25F	10	14:51.557	12.257	0.131	95.13	1:27.192	7
4	49	B	Andrew SMITH	Van Diemen FA73	10	14:52.300	13.000	0.743	95.05	1:26.887	3
5	32	A	David MALPAS	Van Diemen RF78	10	14:52.302	13.002	0.002	95.05	1:27.271	7
6	13	A	Stuart KESTENBAUM	Van Diemen RF79	10	15:00.040	20.740	7.738	94.23	1:27.844	8
7	21	A	Steve PEARCE	Van Diemen RF80	10	15:00.513	21.213	0.473	94.18	1:27.760	8
8	7	A	Jonathan NASH	van diemen rf80	10	15:10.832	31.532	10.319	93.11	1:27.111	9
9	23	A	James GOWENS	PRS RH01	10	15:28.153	48.853	17.321	91.38	1:29.894	8
10	69	B	Dave LOWE	Lotus 69	10	15:41.624	1:02.324	13.471	90.07	1:30.988	6
11	56	B	Alan FAIRBROTHER	Merlyn Mk20 a	10	15:54.934	1:15.634	13.310	88.81	1:32.286	10
12	81	A	John HESP	Royale RP26	10	15:55.406	1:16.106	0.472	88.77	1:31.996	10
13	34	B	Philip NORRIS	Macon MR8	10	16:10.257	1:30.957	14.851	87.41	1:34.650	8
14	76	B	Peter ST.BARBE	Jamun T2	10	16:10.652	1:31.352	0.395	87.38	1:35.515	9
15	27	A	Ian MILLAN	Crossle 45F	9	15:12.233	1 lap	1 lap	83.67	1:38.571	5
16	17	A	Jeff PALMER	Royale RF26	9	15:12.673	1 lap	0.440	83.63	1:29.828	5
17	92	A	Michael VALENTINE	Elden MK24	9	16:17.658	1 lap	1:04.985	78.07	1:44.504	7
18	88	B	Jonathan GREENWOOD	Dulon MP15	8	15:32.994	2 laps	1 lap	72.72	1:53.667	3

NOT CLASSIFIED

DNF	9	A	David PENLINGTON	FF Royale RP 26	1	1:39.357	9 laps	7 laps	85.36	1:37.760	1
-----	---	---	------------------	-----------------	---	----------	--------	--------	-------	----------	---

FASTEST LAP

5	A	Keith DAVEY	Van Diemen RF81	7	1:26.311	98.26 mph	158.14 kph
49	B	Andrew SMITH	Van Diemen FA73	3	1:26.887	97.61 mph	157.09 kph

Weather / Track : Cloudy / Dry

These results are provisional until the conclusion of any judicial and technical matters.

Thruxton
Circuit Length = 2.3560 miles
Start: 09:44 End: 10:01

Clerk of Course :	Timekeeper :
-------------------	--------------

Universal Racing Services Classic Formula Ford 1600 Championship

RACE 4 - LAP CHART

Lap 1			Lap 2			Lap 3			Lap 4			Lap 5		
No	Behind	Laptime	No	Behind	Laptime	No	Behind	Laptime	No	Behind	Laptime	No	Behind	Laptime
5		1:33.340	5		1:27.590	5		1:26.407	5		1:26.734	5		1:28.067
33	1.578	1:34.917	33	2.271	1:28.283	33	3.164	1:27.300	88	1 LAP	1:53.667	92	1 LAP	1:49.125
32	3.508	1:35.046	32	4.184	1:28.266	49	5.267	1:26.887	33	5.488	1:29.058	49	5.431	1:27.126
77	4.144	1:34.352	49	4.787	1:28.160	32	5.587	1:27.810	49	6.372	1:27.839	33	5.556	1:28.135
49	4.217	1:34.794	77	5.108	1:28.554	77	6.382	1:27.681	32	6.598	1:27.745	77	6.916	1:28.120
7	4.413	1:35.252	7	5.471	1:28.648	7	6.728	1:27.664	77	6.863	1:27.215	32	7.692	1:29.161
21	5.510	1:36.553	21	7.074	1:29.154	21	8.939	1:28.272	7	7.419	1:27.425	13	14.055	1:30.911
9	6.016	1:37.760	13	8.165	1:29.596	13	9.641	1:27.883	13	11.211	1:28.304	21	14.719	1:30.941
13	6.159	1:37.096	23	12.481	1:32.878	23	18.450	1:32.376	21	11.845	1:29.640	7	23.565	1:44.213
23	7.193	1:37.260	17	14.607	1:32.640	17	19.610	1:31.410	23	23.627	1:31.911	17	25.535	1:29.828
17	9.557	1:38.797	69	17.390	1:33.342	69	22.512	1:31.529	17	23.774	1:30.898	88	1 LAP	1:57.627
56	10.267	1:40.067	56	18.836	1:36.159	56	27.750	1:35.321	69	26.910	1:31.132	23	29.990	1:34.430
76	10.621	1:40.087	76	19.304	1:36.273	76	29.097	1:36.200	56	36.904	1:35.888	69	30.513	1:31.670
81	11.171	1:40.212	81	19.763	1:36.182	81	29.762	1:36.406	76	39.301	1:36.938	56	44.422	1:35.585
69	11.638	1:39.654	34	20.089	1:35.807	34	30.326	1:36.644	34	39.562	1:35.970	81	46.309	1:34.309
34	11.872	1:40.368	27	34.797	1:44.652	27	50.263	1:41.873	81	40.067	1:37.039	76	46.900	1:35.666
27	17.735	1:46.119	92	47.857	1:49.198	92	1:10.362	1:48.912	27	1:03.653	1:40.124	34	47.338	1:35.843
92	26.249	1:54.239	88	59.770	1:55.360							27	1:14.157	1:38.571
88	32.000	2:00.260												

Thrupton
 Circuit Length = 2.3560 miles
 Start: 09:44 End: 10:01

Universal Racing Services Classic Formula Ford 1600 Championship

RACE 4 - LAP CHART

Lap 6			Lap 7			Lap 8			Lap 9			Lap 10		
No	Behind	Laptime	No	Behind	Laptime	No	Behind	Laptime	No	Behind	Laptime	No	Behind	Laptime
5		1:26.937	5		1:26.311	5		1:27.838	5		1:27.763	5		1:28.312
33	6.930	1:28.311	49	8.891	1:27.912	77	10.941	1:29.838	77	12.125	1:28.947	33	12.126	1:27.867
49	7.290	1:28.796	77	8.941	1:27.192	27	1 LAP	1:39.270	33	12.571	1:28.109	77	12.257	1:28.444
77	8.060	1:28.081	33	9.246	1:28.627	49	11.507	1:30.454	49	13.004	1:29.260	49	13.000	1:28.308
32	8.612	1:27.857	32	9.572	1:27.271	32	11.603	1:29.869	32	13.325	1:29.485	32	13.002	1:27.989
13	16.350	1:29.232	13	18.296	1:28.257	33	12.225	1:30.817	21	20.542	1:29.137	13	20.740	1:28.284
21	17.583	1:29.801	21	19.246	1:27.974	13	18.302	1:27.844	13	20.768	1:30.229	21	21.213	1:28.983
92	1 LAP	1:48.034	7	32.363	1:28.657	21	19.168	1:27.760	27	1 LAP	1:39.044	7	31.532	1:28.099
17	29.831	1:31.233	17	33.444	1:29.924	7	32.397	1:27.872	88	2 LAPS	1:57.005	27	1 LAP	1:38.837
7	30.017	1:33.389	23	38.461	1:30.510	17	38.824	1:33.218	7	31.745	1:27.111	17	1 LAP	2:50.624
23	34.262	1:31.209	92	1 LAP	1:45.217	23	40.517	1:29.894	23	43.816	1:31.062	23	48.853	1:33.349
69	34.564	1:30.988	69	50.791	1:42.538	69	55.340	1:32.387	69	58.942	1:31.365	88	2 LAPS	1:54.613
56	52.668	1:35.183	56	1:00.480	1:34.123	92	1 LAP	1:44.504	56	1:11.660	1:33.474	69	1:02.324	1:31.694
81	53.268	1:33.896	81	1:01.162	1:34.205	56	1:05.949	1:33.307	81	1:12.422	1:33.574	56	1:15.634	1:32.286
76	57.855	1:37.892	34	1:07.150	1:35.378	81	1:06.611	1:33.287	92	1 LAP	1:45.829	81	1:16.106	1:31.996
34	58.083	1:37.682	76	1:07.910	1:36.366	34	1:13.962	1:34.650	34	1:21.850	1:35.651	34	1:30.957	1:37.419
88	1 LAP	1:55.577	88	1 LAP	1:53.804	76	1:15.632	1:35.560	76	1:23.384	1:35.515	76	1:31.352	1:36.280
27	1:26.006	1:38.786										92	1 LAP	1:47.249

Thrupton
 Circuit Length = 2.3560 miles
 Start: 09:44 End: 10:01

750MC Formula Vee Championship
QUALIFYING FOR RACE 6 - CLASSIFICATION

POS	NO	CL	NAME	ENTRY	TIME	ON	LAPS	GAP	DIFF	MPH
1	3		Daniel HANDS	GAC 001	1:35.232	8	8			89.06
2	7		Ian BUXTON	GAC 01	1:37.080	7	8	1.848	1.848	87.36
3	27		John HUGHES	Scarab MK5	1:37.610	8	8	2.378	0.530	86.89
4	44		Paul SMITH	GAC / AHS	1:38.045	5	8	2.813	0.435	86.50
5	62		Ken ELLIOTT	Leystone Bowles TH004	1:38.337	8	8	3.105	0.292	86.25
6	25		Jason MILLS	GAC 03	1:38.709	5	5	3.477	0.372	85.92
7	67		Paul TAYLOR	AHS Challenger	1:39.485	7	8	4.253	0.776	85.25
8	93		Alan FORSTER	GAC 01	1:40.008	7	8	4.776	0.523	84.80
9	2		Martin FARMER	Sheane	1:40.210	7	8	4.978	0.202	84.63
10	29		Martin LUTON	Sheane MK2	1:40.214	8	8	4.982	0.004	84.63
11	94		Peter BELSEY	Spyder MK2	1:40.240	8	8	5.008	0.026	84.61
12	13		Warren SMITH	Storm SP 1	1:40.681	8	8	5.449	0.441	84.24
13	24		Ian JORDAN	Sheane MK2	1:40.722	6	6	5.490	0.041	84.20
14	98		William BURNETT	Storm	1:41.659	7	8	6.427	0.937	83.43
15	41		Cormal MUNNELLY	AHS Challenger	1:42.763	5	7	7.531	1.104	82.53
16	36		Tim HILL	Sheane MK3	1:44.260	7	7	9.028	1.497	81.35
17	87		Jenny ANDERSON	GAC	1:46.115	7	7	10.883	1.855	79.92
18	37		Glyn DAVIES	Royale RP31M	1:46.784	5	7	11.552	0.669	79.42
19	57		Peter DUNNE	Sheane	1:49.814	7	7	14.582	3.030	77.23
20	33		Steve ROBBINS	Shane MK1	1:51.686	7	7	16.454	1.872	75.94
21	97		Perry TUBB	Pirtek	1:59.130	3	7	23.898	7.444	71.19

Weather / Track : Bright / Damp

These results are provisional until the conclusion of any judicial and technical matters.

Thrupton
 Circuit Length = 2.3560 miles
 Start: 13:22 End: 13:39

Clerk of Course :		Timekeeper :
-------------------	--	--------------

750MC Formula Vee Championship

QUALIFYING FOR RACE 6 - LAP ANALYSIS

2	Martin FARMER		Sheane				
1 -	1:45.957	+ 5.747	13:27:01.541	5 -	1:40.834	+ 0.624	13:33:57.544
2 -	1:48.085	+ 7.875	13:28:49.626	6 -	1:40.877	+ 0.667	13:35:38.421
3 -	1:44.059	+ 3.849	13:30:33.685	7 -	1:40.210		13:37:18.631
4 -	1:43.025	+ 2.815	13:32:16.710	8 -	1:40.682	+ 0.472	13:38:59.313
3	Daniel HANDS		GAC 001				
1 -	1:42.787	+ 7.555	13:26:40.153	5 -	1:36.449	+ 1.217	13:33:13.756
2 -	1:41.073	+ 5.841	13:28:21.226	6 -	1:37.030	+ 1.798	13:34:50.786
3 -	1:39.160	+ 3.928	13:30:00.386	7 -	1:35.294	+ 0.062	13:36:26.080
4 -	1:36.921	+ 1.689	13:31:37.307	8 -	1:35.232		13:38:01.312
7	Ian BUXTON		GAC 01				
1 -	1:50.015	+ 12.935	13:27:10.663	5 -	1:41.108	+ 4.028	13:34:06.222
2 -	1:45.039	+ 7.959	13:28:55.702	6 -	1:38.491	+ 1.411	13:35:44.713
3 -	1:44.577	+ 7.497	13:30:40.279	7 -	1:37.080		13:37:21.793
4 -	1:44.835	+ 7.755	13:32:25.114	8 -	1:38.402	+ 1.322	13:39:00.195
13	Warren SMITH		Storm SP 1				
1 -	1:52.632	+ 11.951	13:26:53.483	5 -	1:43.018	+ 2.337	13:33:54.277
2 -	1:47.076	+ 6.395	13:28:40.559	6 -	1:43.548	+ 2.867	13:35:37.825
3 -	1:45.429	+ 4.748	13:30:25.988	7 -	1:41.599	+ 0.918	13:37:19.424
4 -	1:45.271	+ 4.590	13:32:11.259	8 -	1:40.681		13:39:00.105
24	Ian JORDAN		Sheane MK2				
1 -	1:49.815	+ 9.093	13:26:56.831	4 -	1:43.102	+ 2.380	13:32:08.283
2 -	1:45.823	+ 5.101	13:28:42.654	5 -	4:54.113	+ 3:13.391	13:37:02.396
3 -	1:42.527	+ 1.805	13:30:25.181	6 -	1:40.722		13:38:43.118
25	Jason MILLS		GAC 03				
1 -	1:47.301	+ 8.592	13:26:50.594	4 -	1:40.575	+ 1.866	13:31:57.405
2 -	1:44.502	+ 5.793	13:28:35.096	5 -	1:38.709		13:33:36.114
3 -	1:41.734	+ 3.025	13:30:16.830				
27	John HUGHES		Scarab MK5				
1 -	1:46.515	+ 8.905	13:26:59.756	5 -	1:38.525	+ 0.915	13:34:02.789
2 -	1:54.263	+ 16.653	13:28:54.019	6 -	1:39.738	+ 2.128	13:35:42.527
3 -	1:50.883	+ 13.273	13:30:44.902	7 -	1:37.808	+ 0.198	13:37:20.335
4 -	1:39.362	+ 1.752	13:32:24.264	8 -	1:37.610		13:38:57.945
29	Martin LUTON		Sheane MK2				
1 -	1:51.317	+ 11.103	13:26:55.283	5 -	1:42.759	+ 2.545	13:33:55.164
2 -	1:47.699	+ 7.485	13:28:42.982	6 -	2:06.264	+ 26.050	13:36:01.428
3 -	1:44.224	+ 4.010	13:30:27.206	7 -	1:42.348	+ 2.134	13:37:43.776
4 -	1:45.199	+ 4.985	13:32:12.405	8 -	1:40.214		13:39:23.990
33	Steve ROBBINS		Shane MK1				
1 -	1:56.009	+ 4.323	13:26:59.298	5 -	2:34.026	+ 42.340	13:35:15.004
2 -	1:55.651	+ 3.965	13:28:54.949	6 -	1:56.156	+ 4.470	13:37:11.160
3 -	1:53.580	+ 1.894	13:30:48.529	7 -	1:51.686		13:39:02.846
4 -	1:52.449	+ 0.763	13:32:40.978				
36	Tim HILL		Sheane MK3				
1 -	1:54.558	+ 10.298	13:27:03.838	5 -	1:46.800	+ 2.540	13:34:19.399
2 -	1:51.039	+ 6.779	13:28:54.877	6 -	1:59.067	+ 14.807	13:36:18.466
3 -	1:49.201	+ 4.941	13:30:44.078	7 -	1:44.260		13:38:02.726
4 -	1:48.521	+ 4.261	13:32:32.599				
37	Glyn DAVIES		Royale RP31M				
1 -	1:51.955	+ 5.171	13:27:12.458	5 -	1:46.784		13:34:26.694
2 -	1:50.368	+ 3.584	13:29:02.826	6 -	1:48.254	+ 1.470	13:36:14.948
3 -	1:49.278	+ 2.494	13:30:52.104	7 -	1:47.769	+ 0.985	13:38:02.717

Thruxton
Circuit Length = 2.3560 miles
Start: 13:22 End: 13:39

750MC Formula Vee Championship


QUALIFYING FOR RACE 6 - LAP ANALYSIS

4 -	1:47.806	+ 1.022	13:32:39.910			
41	Cormal MUNNELLY		AHS Challenger			
1 -	1:52.002	+ 9.239	13:27:02.729	5 -	1:42.763	13:34:21.154
2 -	1:50.588	+ 7.825	13:28:53.317	6 -	1:55.871	+ 13.108 13:36:17.025
3 -	1:56.294	+ 13.531	13:30:49.611	7 -	1:45.430	+ 2.667 13:38:02.455
4 -	1:48.780	+ 6.017	13:32:38.391			
44	Paul SMITH		GAC / AHS			
1 -	1:46.708	+ 8.663	13:26:54.628	5 -	1:38.045	13:33:37.497
2 -	1:44.169	+ 6.124	13:28:38.797	6 -	1:38.787	+ 0.742 13:35:16.284
3 -	1:40.789	+ 2.744	13:30:19.586	7 -	1:41.791	+ 3.746 13:36:58.075
4 -	1:39.866	+ 1.821	13:31:59.452	8 -	1:38.654	+ 0.609 13:38:36.729
57	Peter DUNNE		Sheane			
1 -	1:55.764	+ 5.950	13:26:49.083	5 -	1:50.605	+ 0.791 13:34:19.459
2 -	1:55.745	+ 5.931	13:28:44.828	6 -	1:54.373	+ 4.559 13:36:13.832
3 -	1:51.939	+ 2.125	13:30:36.767	7 -	1:49.814	13:38:03.646
4 -	1:52.087	+ 2.273	13:32:28.854			
62	Ken ELLIOTT		Leastone Bowles TH004			
1 -	1:45.690	+ 7.353	13:26:46.587	5 -	1:40.206	+ 1.869 13:33:40.036
2 -	1:47.621	+ 9.284	13:28:34.208	6 -	1:39.747	+ 1.410 13:35:19.783
3 -	1:44.466	+ 6.129	13:30:18.674	7 -	1:41.079	+ 2.742 13:37:00.862
4 -	1:41.156	+ 2.819	13:31:59.830	8 -	1:38.337	13:38:39.199
67	Paul TAYLOR		AHS Challenger			
1 -	1:46.536	+ 7.051	13:27:03.946	5 -	1:42.111	+ 2.626 13:34:00.761
2 -	1:47.672	+ 8.187	13:28:51.618	6 -	1:42.694	+ 3.209 13:35:43.455
3 -	1:43.097	+ 3.612	13:30:34.715	7 -	1:39.485	13:37:22.940
4 -	1:43.935	+ 4.450	13:32:18.650	8 -	1:40.434	+ 0.949 13:39:03.374
87	Jenny ANDERSON		GAC			
1 -	1:53.154	+ 7.039	13:28:04.369	5 -	1:47.336	+ 1.221 13:35:18.904
2 -	1:49.667	+ 3.552	13:29:54.036	6 -	1:55.673	+ 9.558 13:37:14.577
3 -	1:49.412	+ 3.297	13:31:43.448	7 -	1:46.115	13:39:00.692
4 -	1:48.120	+ 2.005	13:33:31.568			
93	Alan FORSTER		GAC 01			
1 -	1:47.734	+ 7.726	13:27:13.051	5 -	1:40.338	+ 0.330 13:34:07.758
2 -	1:49.036	+ 9.028	13:29:02.087	6 -	1:41.281	+ 1.273 13:35:49.039
3 -	1:43.257	+ 3.249	13:30:45.344	7 -	1:40.008	13:37:29.047
4 -	1:42.076	+ 2.068	13:32:27.420	8 -	1:40.225	+ 0.217 13:39:09.272
94	Peter BELSEY		Spyder MK2			
1 -	1:54.001	+ 13.761	13:26:59.333	5 -	1:41.443	+ 1.203 13:34:07.099
2 -	1:54.394	+ 14.154	13:28:53.727	6 -	1:42.625	+ 2.385 13:35:49.724
3 -	1:48.972	+ 8.732	13:30:42.699	7 -	1:41.211	+ 0.971 13:37:30.935
4 -	1:42.957	+ 2.717	13:32:25.656	8 -	1:40.240	13:39:11.175
97	Perry TUBB		Pirtek			
1 -	1:59.297	+ 0.167	13:26:54.835	5 -	2:01.012	+ 1.882 13:35:10.302
2 -	2:15.230	+ 16.100	13:29:10.065	6 -	1:59.833	+ 0.703 13:37:10.135
3 -	1:59.130		13:31:09.195	7 -	1:59.437	+ 0.307 13:39:09.572
4 -	2:00.095	+ 0.965	13:33:09.290			
98	William BURNETT		Storm			
1 -	1:49.926	+ 8.267	13:26:54.009	5 -	1:45.386	+ 3.727 13:33:55.003
2 -	1:47.164	+ 5.505	13:28:41.173	6 -	1:44.195	+ 2.536 13:35:39.198
3 -	1:45.685	+ 4.026	13:30:26.858	7 -	1:41.659	13:37:20.857
4 -	1:42.759	+ 1.100	13:32:09.617	8 -	1:42.047	+ 0.388 13:39:02.904

Thruxton
Circuit Length = 2.3560 miles
Start: 13:22 End: 13:39

750MC Formula Vee Championship

RACE 6 - GRID

ROW 11	1:59.130 97 Perry TUBB		
ROW 10		1:49.814 57 Peter DUNNE	1:51.686 33 Steve ROBBINS
ROW 9	1:46.115 87 Jenny ANDERSON		1:46.784 37 Glyn DAVIES
ROW 8		1:42.763 41 Cormal MUNNELLY	1:44.260 36 Tim HILL
ROW 7	1:40.722 24 Ian JORDAN		1:41.659 98 William BURNETT
ROW 6		1:40.240 94 Peter BELSEY	1:40.681 13 Warren SMITH
ROW 5	1:40.210 2 Martin FARMER		1:40.214 29 Martin LUTON
ROW 4		1:39.485 67 Paul TAYLOR	1:40.008 93 Alan FORSTER
ROW 3	1:38.337 62 Ken ELLIOTT		1:38.709 25 Jason MILLS
ROW 2		1:37.610 27 John HUGHES	1:38.045 44 Paul SMITH
ROW 1	1:35.232 3 Daniel HANDS		1:37.080 7 Ian BUXTON
Pole			
			

Thrupton
Circuit Length = 2.3560 miles

These results are provisional until the conclusion of any judicial and technical matters.

Clerk of Course :

Timekeeper :

750MC Formula Vee Championship

RACE 6 - CLASSIFICATION

POS	NO	CL	NAME	ENTRY	LAPS	TIME	GAP	DIFF	MPH	BEST	ON
1	3		Daniel HANDS	GAC 001	10	14:56.359			94.62	1:27.883	5
2	27		John HUGHES	Scarab MK5	10	15:03.676	7.317	7.317	93.85	1:28.955	3
3	7		Ian BUXTON	GAC 01	10	15:11.092	14.733	7.416	93.09	1:29.035	8
4	44		Paul SMITH	GAC / AHS	10	15:11.356	14.997	0.264	93.06	1:28.948	8
5	94		Peter BELSEY	Spyder MK2	10	15:12.370	16.011	1.014	92.96	1:28.756	8
6	2		Martin FARMER	Sheane	10	15:12.709	16.350	0.339	92.92	1:29.305	8
7	62		Ken ELLIOTT	Leystone Bowles TH004	10	15:13.102	16.743	0.393	92.88	1:28.844	9
8	25		Jason MILLS	GAC 03	10	15:26.211	29.852	13.109	91.57	1:28.274	10
9	87		Jenny ANDERSON	GAC	10	15:26.874	30.515	0.663	91.50	1:30.188	9
10	13		Warren SMITH	Storm SP 1	10	15:36.162	39.803	9.288	90.59	1:30.853	6
11	29		Martin LUTON	Sheane MK2	10	15:36.356	39.997	0.194	90.58	1:31.090	6
12	93		Alan FORSTER	GAC 01	10	15:46.739	50.380	10.383	89.58	1:31.090	10
13	67		Paul TAYLOR	AHS Challenger	10	15:47.178	50.819	0.439	89.54	1:30.866	9
14	41		Cormal MUNNELLY	AHS Challenger	10	16:16.535	1:20.176	29.357	86.85	1:32.894	5
15	37		Glyn DAVIES	Royale RP31M	9	15:01.292	1 lap	1 lap	84.69	1:37.737	4
16	57		Peter DUNNE	Sheane	9	15:55.816	1 lap	54.524	79.86	1:40.986	7
17	97		Perry TUBB	Pirtek	9	16:11.877	1 lap	16.061	78.54	1:42.063	8

NOT CLASSIFIED

DNF	33		Steve ROBBINS	Shane MK1	1	4:28.229	9 laps	8 laps	31.62		
DNF	24		Ian JORDAN	Sheane MK2	0						
DNF	98		William BURNETT	Storm	0						
DNF	36		Tim HILL	Sheane MK3	0						

FASTEST LAP

3			Daniel HANDS	GAC 001	5	1:27.883	96.50 mph	155.31 kph			
---	--	--	--------------	---------	---	----------	-----------	------------	--	--	--

Weather / Track : Cloudy / Dry

These results are provisional until the conclusion of any judicial and technical matters.

Thruxton
Circuit Length = 2.3560 miles
Start: 11:00 End: 11:16

Clerk of Course :		Timekeeper :	
-------------------	--	--------------	--

750MC Formula Vee Championship

RACE 6 - LAP CHART

Lap 1			Lap 2			Lap 3			Lap 4			Lap 5		
No	Behind	Laptime	No	Behind	Laptime	No	Behind	Laptime	No	Behind	Laptime	No	Behind	Laptime
3		1:35.688	3		1:29.298	3		1:28.022	3		1:27.976	3		1:27.883
27	1.404	1:37.091	27	1.711	1:29.605	27	2.644	1:28.955	27	4.817	1:30.149	97	1 LAP	1:48.614
7	2.215	1:37.902	7	2.461	1:29.544	7	5.468	1:31.029	7	8.540	1:31.048	27	5.988	1:29.054
94	2.458	1:34.595	2	5.142	1:30.771	2	7.960	1:30.840	44	10.440	1:30.126	44	12.756	1:30.199
44	3.069	1:37.015	44	5.345	1:31.574	44	8.290	1:30.967	2	10.440	1:30.456	7	12.948	1:32.291
2	3.669	1:35.812	94	5.534	1:32.374	94	8.412	1:30.900	62	11.125	1:29.997	2	13.351	1:30.794
62	4.482	1:37.854	62	5.870	1:30.686	62	9.104	1:31.256	94	11.192	1:30.756	62	13.395	1:30.153
13	7.283	1:38.759	13	11.920	1:33.935	13	17.254	1:33.356	87	19.996	1:30.645	94	13.911	1:30.602
87	8.608	1:38.663	87	13.563	1:34.253	87	17.327	1:31.786	13	21.063	1:31.785	87	22.926	1:30.813
29	9.552	1:40.759	29	14.522	1:34.268	29	19.101	1:32.601	29	22.897	1:31.772	13	24.085	1:30.905
93	9.843	1:38.359	67	19.596	1:35.662	25	26.921	1:32.068	25	30.048	1:31.103	29	26.657	1:31.643
41	10.960	1:41.855	41	20.585	1:38.923	67	27.023	1:35.449	93	31.753	1:31.575	25	31.946	1:29.781
67	13.232	1:45.988	25	22.875	1:33.459	93	28.154	1:32.448	67	32.284	1:33.237	93	35.899	1:32.029
37	15.085	1:45.421	93	23.728	1:43.183	41	28.802	1:36.239	41	35.058	1:34.232	67	36.699	1:32.298
57	15.660	1:45.233	37	25.313	1:39.526	37	35.126	1:37.835	37	44.887	1:37.737	41	40.069	1:32.894
25	18.714	1:50.289	57	28.690	1:42.328	57	42.566	1:41.898	57	55.733	1:41.143	37	54.860	1:37.856
97	27.699	1:56.290	33	1 LAP	3:50.108	97	1:11.942	1:49.355				57	1:10.082	1:42.232
			97	50.609	1:52.208									

Thrupton
 Circuit Length = 2.3560 miles
 Start: 11:00 End: 11:16

750MC Formula Vee Championship

RACE 6 - LAP CHART

Lap 6			Lap 7			Lap 8			Lap 9			Lap 10		
No	Behind	Laptime	No	Behind	Laptime	No	Behind	Laptime	No	Behind	Laptime	No	Behind	Laptime
3		1:28.450	3		1:28.739	3		1:30.079	3		1:29.830	3		1:30.393
27	7.385	1:29.847	27	8.409	1:29.763	57	1 LAP	1:40.986	27	7.676	1:29.623	37	1 LAP	1:40.210
7	14.362	1:29.864	44	15.862	1:30.185	27	7.883	1:29.553	44	15.401	1:30.500	27	7.317	1:30.034
44	14.416	1:30.110	7	16.449	1:30.826	44	14.731	1:28.948	7	15.429	1:29.854	7	14.733	1:29.697
2	15.356	1:30.455	2	16.778	1:30.161	7	15.405	1:29.035	94	15.600	1:29.957	44	14.997	1:29.989
62	15.536	1:30.591	94	16.796	1:29.867	94	15.473	1:28.756	2	16.112	1:29.938	94	16.011	1:30.804
94	15.668	1:30.207	62	17.425	1:30.628	2	16.004	1:29.305	62	16.339	1:28.844	2	16.350	1:30.631
97	1 LAP	1:45.787	87	26.717	1:30.575	62	17.325	1:29.979	57	1 LAP	1:42.683	62	16.743	1:30.797
87	24.881	1:30.405	13	32.269	1:34.520	87	28.073	1:31.435	87	28.431	1:30.188	25	29.852	1:28.274
13	26.488	1:30.853	29	32.470	1:31.912	25	33.321	1:30.420	25	31.971	1:28.480	87	30.515	1:32.477
29	29.297	1:31.090	25	32.980	1:28.539	13	34.966	1:32.776	29	37.657	1:31.804	13	39.803	1:31.716
25	33.180	1:29.684	97	1 LAP	1:43.754	29	35.683	1:33.292	13	38.480	1:33.344	29	39.997	1:32.733
67	39.822	1:31.573	93	44.469	1:33.366	93	47.806	1:33.416	67	49.261	1:30.866	93	50.380	1:31.090
93	39.842	1:32.393	67	44.772	1:33.689	67	48.225	1:33.532	93	49.683	1:31.707	67	50.819	1:31.951
41	45.166	1:33.547	41	58.553	1:42.126	97	1 LAP	1:44.213	97	1 LAP	1:42.063	57	1 LAP	2:11.638
37	1:04.594	1:38.184	37	1:15.069	1:39.214	41	1:11.235	1:42.761	41	1:16.458	1:35.053	97	1 LAP	1:42.495
57	1:23.191	1:41.559				37	1:24.946	1:39.956				41	1:20.176	1:34.111

Thrupton
 Circuit Length = 2.3560 miles
 Start: 11:00 End: 11:16

Healey Driver International - Syd Segal Memorial Trophy Race

QUALIFYING FOR RACE 11 - CLASSIFICATION

POS	NO	CL	NAME	ENTRY	TIME	ON	LAPS	GAP	DIFF	MPH
1	1	2	Bruce MONTGOMERY	Austin Healey 3000 MK2	1:32.926	4	10			91.27
2	11	2	Jeremy WELCH	Austin Healey 3000	1:33.818	8	9	0.892	0.892	90.40
3	52	2	Hugo HOLLAND-BOSWORT	Austin Healey 3000 MK1	1:35.957	11	11	3.031	2.139	88.38
4	98	2	Paul CAMPFIELD	Austin Healey 3000 MKII	1:36.149	9	10	3.223	0.192	88.21
5	50	2	David SMITHES	Austin Healey 3000	1:36.204	6	11	3.278	0.055	88.16
6	17	2	David GRACE	Austin Healey 3000 MKI	1:37.670	8	9	4.744	1.466	86.83
7	41	2	Steve BICKNELL	Austin Healey 100 / 6	1:37.860	10	11	4.934	0.190	86.67
8	46	2	Bill RAWLES	Austin Healey 3000 MKII	1:38.221	8	11	5.295	0.361	86.35
9	73	2	Chris CLARKSON	Austin Healey 3000 MKII	1:38.402	3	9	5.476	0.181	86.19
10	16	2	Eric WOOLLEY	Austin Healey 3000 Sebring	1:39.064	10	11	6.138	0.662	85.61
11	69	2	Mark SCHMIDT	Austin Healey 3000	1:39.593	4	4	6.667	0.529	85.16
12	4	1	John TODD	Austin Healey 100M	1:39.594	10	10	6.668	0.001	85.16
13	21	2	Karsten le BLANC	Austin Healey 3000	1:39.834	10	11	6.908	0.240	84.95
14	18	2	Robert RAWE	Austin Healey 3000	1:39.869	10	11	6.943	0.035	84.92
15	35	2	Mike THORNE	Austin Healey 3000	1:40.511	10	11	7.585	0.642	84.38
16	61	2	Mark POTTER	Austin Healey MK1	1:43.124	10	10	10.198	2.613	82.24
17	2	2	John LEVETT-PRINSEP	Austin Healey 3000 MKII	1:46.632	9	10	13.706	3.508	79.54
18	10	1	Ian MONTGOMERY	Austin Healey 100s	1:48.323	9	10	15.397	1.691	78.29
19	6	1	Timothy ROGERS	Austin Healey 100/6	1:54.596	8	9	21.670	6.273	74.01
20	44	2	Julian BRONSON	Austin Healey 3000	1:55.977	1	3	23.051	1.381	73.13

Weather / Track : Bright / Dry

These results are provisional until the conclusion of any judicial and technical matters.

Thruxton
 Circuit Length = 2.3560 miles
 Start: 14:22 End: 14:44

Clerk of Course :		Timekeeper :
-------------------	--	--------------

Healey Driver International - Syd Segal Memorial Trophy Race

QUALIFYING FOR RACE 11 - LAP ANALYSIS

1	Bruce MONTGOMERY		Austin Healey 3000 MK2				
1 -	1:35.246	+ 2.320	14:26:01.577	6 -	1:34.287	+ 1.361	14:33:52.034
2 -	1:33.969	+ 1.043	14:27:35.546	7 -	1:34.819	+ 1.893	14:35:26.853
3 -	1:35.087	+ 2.161	14:29:10.633	8 -	1:33.905	+ 0.979	14:37:00.758
4 -	1:32.926		14:30:43.559	9 -	1:34.082	+ 1.156	14:38:34.840
5 -	1:34.188	+ 1.262	14:32:17.747	10 -	1:34.024	+ 1.098	14:40:08.864
2	John LEVETT-PRINSEP		Austin Healey 3000 MKII				
1 -	1:50.554	+ 3.922	14:26:31.356	6 -	1:50.522	+ 3.890	14:35:51.028
2 -	1:51.658	+ 5.026	14:28:23.014	7 -	1:48.071	+ 1.439	14:37:39.099
3 -	1:54.705	+ 8.073	14:30:17.719	8 -	1:48.451	+ 1.819	14:39:27.550
4 -	1:52.412	+ 5.780	14:32:10.131	9 -	1:46.632		14:41:14.182
5 -	1:50.375	+ 3.743	14:34:00.506	10 -	1:48.237	+ 1.605	14:43:02.419
4	John TODD		Austin Healey 100M				
1 -	1:54.865	+ 15.271	14:26:50.082	6 -	1:46.620	+ 7.026	14:35:49.329
2 -	1:53.855	+ 14.261	14:28:43.937	7 -	1:44.692	+ 5.098	14:37:34.021
3 -	1:48.052	+ 8.458	14:30:31.989	8 -	1:42.193	+ 2.599	14:39:16.214
4 -	1:46.864	+ 7.270	14:32:18.853	9 -	1:42.132	+ 2.538	14:40:58.346
5 -	1:43.856	+ 4.262	14:34:02.709	10 -	1:39.594		14:42:37.940
6	Timothy ROGERS		Austin Healey 100/6				
1 -	1:58.530	+ 3.934	14:27:32.032	6 -	1:58.700	+ 4.104	14:37:17.995
2 -	1:59.285	+ 4.689	14:29:31.317	7 -	1:57.772	+ 3.176	14:39:15.767
3 -	1:56.093	+ 1.497	14:31:27.410	8 -	1:54.596		14:41:10.363
4 -	1:55.146	+ 0.550	14:33:22.556	9 -	1:56.583	+ 1.987	14:43:06.946
5 -	1:56.739	+ 2.143	14:35:19.295				
10	Ian MONTGOMERY		Austin Healey 100s				
1 -	1:53.386	+ 5.063	14:27:08.516	6 -	1:48.750	+ 0.427	14:36:13.168
2 -	1:49.448	+ 1.125	14:28:57.964	7 -	1:49.481	+ 1.158	14:38:02.649
3 -	1:49.041	+ 0.718	14:30:47.005	8 -	1:49.503	+ 1.180	14:39:52.152
4 -	1:48.441	+ 0.118	14:32:35.446	9 -	1:48.323		14:41:40.475
5 -	1:48.972	+ 0.649	14:34:24.418	10 -	1:49.424	+ 1.101	14:43:29.899
11	Jeremy WELCH		Austin Healey 3000				
1 -	1:38.258	+ 4.440	14:26:03.535	6 -	1:34.725	+ 0.907	14:33:58.326
2 -	1:34.947	+ 1.129	14:27:38.482	7 -	1:34.871	+ 1.053	14:35:33.197
3 -	1:35.667	+ 1.849	14:29:14.149	8 -	1:33.818		14:37:07.015
4 -	1:34.840	+ 1.022	14:30:48.989	9 -	1:34.899	+ 1.081	14:38:41.914
5 -	1:34.612	+ 0.794	14:32:23.601				
16	Eric WOOLLEY		Austin Healey 3000 Sebring				
1 -	1:44.112	+ 5.048	14:27:03.088	7 -	1:42.933	+ 3.869	14:37:09.926
2 -	1:42.287	+ 3.223	14:28:45.375	8 -	1:42.087	+ 3.023	14:38:52.013
3 -	1:41.960	+ 2.896	14:30:27.335	9 -	1:40.830	+ 1.766	14:40:32.843
4 -	1:40.492	+ 1.428	14:32:07.827	10 -	1:39.064		14:42:11.907
5 -	1:39.266	+ 0.202	14:33:47.093	11 -	1:40.492	+ 1.428	14:43:52.399
6 -	1:39.900	+ 0.836	14:35:26.993				
17	David GRACE		Austin Healey 3000 MKI				
1 -	1:41.356	+ 3.686	14:26:16.916	6 -	1:39.876	+ 2.206	14:38:01.897
2 -	3:26.251	+ 1:48.581	14:29:43.167	7 -	1:39.701	+ 2.031	14:39:41.598
3 -	3:21.697	+ 1:44.027	14:33:04.864	8 -	1:37.670		14:41:19.268
4 -	1:39.486	+ 1.816	14:34:44.350	9 -	1:38.667	+ 0.997	14:42:57.935
5 -	1:37.671	+ 0.001	14:36:22.021				
18	Robert RAWE		Austin Healey 3000				
1 -	1:48.166	+ 8.297	14:27:01.708	7 -	1:40.782	+ 0.913	14:37:15.621
2 -	1:46.013	+ 6.144	14:28:47.721	8 -	1:40.750	+ 0.881	14:38:56.371
3 -	1:42.485	+ 2.616	14:30:30.206	9 -	1:40.013	+ 0.144	14:40:36.384
4 -	1:43.114	+ 3.245	14:32:13.320	10 -	1:39.869		14:42:16.253
5 -	1:41.222	+ 1.353	14:33:54.542	11 -	1:41.374	+ 1.505	14:43:57.627

Thruxton
Circuit Length = 2.3560 miles
Start: 14:22 End: 14:44

Healey Driver International - Syd Segal Memorial Trophy Race

QUALIFYING FOR RACE 11 - LAP ANALYSIS

6 -	1:40.297	+ 0.428	14:35:34.839				
21	Karsten le BLANC		Austin Healey 3000				
1 -	1:49.866	+ 10.032	14:26:53.676	7 -	1:41.831	+ 1.997	14:37:14.979
2 -	1:48.360	+ 8.526	14:28:42.036	8 -	1:40.331	+ 0.497	14:38:55.310
3 -	1:44.919	+ 5.085	14:30:26.955	9 -	1:40.407	+ 0.573	14:40:35.717
4 -	1:42.235	+ 2.401	14:32:09.190	10 -	1:39.834		14:42:15.551
5 -	1:42.420	+ 2.586	14:33:51.610	11 -	1:46.556	+ 6.722	14:44:02.107
6 -	1:41.538	+ 1.704	14:35:33.148				
35	Mike THORNE		Austin Healey 3000				
1 -	1:50.226	+ 9.715	14:26:41.111	7 -	1:42.318	+ 1.807	14:37:04.831
2 -	1:45.058	+ 4.547	14:28:26.169	8 -	1:42.650	+ 2.139	14:38:47.481
3 -	1:47.717	+ 7.206	14:30:13.886	9 -	1:43.349	+ 2.838	14:40:30.830
4 -	1:44.379	+ 3.868	14:31:58.265	10 -	1:40.511		14:42:11.341
5 -	1:42.268	+ 1.757	14:33:40.533	11 -	1:41.174	+ 0.663	14:43:52.515
6 -	1:41.980	+ 1.469	14:35:22.513				
41	Steve BICKNELL		Austin Healey 100 / 6				
1 -	1:42.735	+ 4.875	14:26:41.198	7 -	1:39.350	+ 1.490	14:36:44.685
2 -	1:41.654	+ 3.794	14:28:22.852	8 -	1:38.742	+ 0.882	14:38:23.427
3 -	1:40.913	+ 3.053	14:30:03.765	9 -	1:38.780	+ 0.920	14:40:02.207
4 -	1:41.091	+ 3.231	14:31:44.856	10 -	1:37.860		14:41:40.067
5 -	1:40.537	+ 2.677	14:33:25.393	11 -	1:56.102	+ 18.242	14:43:36.169
6 -	1:39.942	+ 2.082	14:35:05.335				
44	Julian BRONSON		Austin Healey 3000				
1 -	1:55.977		14:27:26.995	3 -	6:33.447	+ 4:37.470	14:35:56.506
2 -	1:56.064	+ 0.087	14:29:23.059				
46	Bill RAWLES		Austin Healey 3000 MKII				
1 -	1:44.494	+ 6.273	14:27:02.558	7 -	1:39.259	+ 1.038	14:37:00.500
2 -	1:40.719	+ 2.498	14:28:43.277	8 -	1:38.221		14:38:38.721
3 -	1:39.644	+ 1.423	14:30:22.921	9 -	1:40.031	+ 1.810	14:40:18.752
4 -	1:38.727	+ 0.506	14:32:01.648	10 -	1:39.153	+ 0.932	14:41:57.905
5 -	1:40.081	+ 1.860	14:33:41.729	11 -	1:39.035	+ 0.814	14:43:36.940
6 -	1:39.512	+ 1.291	14:35:21.241				
50	David SMITHES		Austin Healey 3000				
1 -	1:38.334	+ 2.130	14:26:22.887	7 -	1:36.995	+ 0.791	14:36:06.294
2 -	1:38.048	+ 1.844	14:28:00.935	8 -	1:36.376	+ 0.172	14:37:42.670
3 -	1:38.217	+ 2.013	14:29:39.152	9 -	1:37.734	+ 1.530	14:39:20.404
4 -	1:37.257	+ 1.053	14:31:16.409	10 -	1:36.885	+ 0.681	14:40:57.289
5 -	1:36.686	+ 0.482	14:32:53.095	11 -	1:37.093	+ 0.889	14:42:34.382
6 -	1:36.204		14:34:29.299				
52	Hugo HOLLAND-BOSWORT		Austin Healey 3000 MK1				
1 -	1:41.268	+ 5.311	14:27:04.752	7 -	1:37.782	+ 1.825	14:36:58.003
2 -	1:40.952	+ 4.995	14:28:45.704	8 -	1:37.547	+ 1.590	14:38:35.550
3 -	1:39.285	+ 3.328	14:30:24.989	9 -	1:36.820	+ 0.863	14:40:12.370
4 -	1:38.029	+ 2.072	14:32:03.018	10 -	1:36.649	+ 0.692	14:41:49.019
5 -	1:38.020	+ 2.063	14:33:41.038	11 -	1:35.957		14:43:24.976
6 -	1:39.183	+ 3.226	14:35:20.221				
61	Mark POTTER		Austin Healey MK1				
1 -	1:58.322	+ 15.198	14:27:28.325	6 -	1:47.423	+ 4.299	14:36:46.350
2 -	1:55.970	+ 12.846	14:29:24.295	7 -	1:46.060	+ 2.936	14:38:32.410
3 -	1:53.764	+ 10.640	14:31:18.059	8 -	1:51.095	+ 7.971	14:40:23.505
4 -	1:51.994	+ 8.870	14:33:10.053	9 -	1:43.466	+ 0.342	14:42:06.971
5 -	1:48.874	+ 5.750	14:34:58.927	10 -	1:43.124		14:43:50.095
69	Mark SCHMIDT		Austin Healey 3000				
1 -	1:44.234	+ 4.641	14:26:21.900	3 -	1:41.895	+ 2.302	14:29:44.726
2 -	1:40.931	+ 1.338	14:28:02.831	4 -	1:39.593		14:31:24.319

Thrupton
Circuit Length = 2.3560 miles
Start: 14:22 End: 14:44

Healey Driver International - Syd Segal Memorial Trophy Race

QUALIFYING FOR RACE 11 - LAP ANALYSIS

73		Chris CLARKSON		Austin Healey 3000 MKII			
1 -	1:43.906	+ 5.504	14:27:00.636	6 -	1:39.297	+ 0.895	14:35:17.293
2 -	1:40.504	+ 2.102	14:28:41.140	7 -	1:39.184	+ 0.782	14:36:56.477
3 -	1:38.402		14:30:19.542	8 -	1:38.583	+ 0.181	14:38:35.060
4 -	1:39.239	+ 0.837	14:31:58.781	9 -	1:38.802	+ 0.400	14:40:13.862
5 -	1:39.215	+ 0.813	14:33:37.996				
98		Paul CAMPFIELD		Austin Healey 3000 MKII			
1 -	1:39.945	+ 3.796	14:26:37.683	6 -	1:37.228	+ 1.079	14:34:50.695
2 -	1:39.604	+ 3.455	14:28:17.287	7 -	1:37.181	+ 1.032	14:36:27.876
3 -	1:39.117	+ 2.968	14:29:56.404	8 -	1:36.395	+ 0.246	14:38:04.271
4 -	1:39.221	+ 3.072	14:31:35.625	9 -	1:36.149		14:39:40.420
5 -	1:37.842	+ 1.693	14:33:13.467	10 -	1:50.365	+ 14.216	14:41:30.785


Thrupton
 Circuit Length = 2.3560 miles
 Start: 14:22 End: 14:44

Healey Driver International - Syd Segal Memorial Trophy Race

RACE 11 - GRID

ROW 10	1:54.596 6 Timothy ROGERS	1:55.977 44 Julian BRONSON
ROW 9	1:46.632 2 John LEVETT-PRINSEP	1:48.323 10 Ian MONTGOMERY
ROW 8	1:40.511 35 Mike THORNE	1:43.124 61 Mark POTTER
ROW 7	1:39.834 21 Karsten le BLANC	1:39.869 18 Robert RAWE
ROW 6	1:39.593 69 Mark SCHMIDT	1:39.594 4 John TODD
ROW 5	1:38.402 73 Chris CLARKSON	1:39.064 16 Eric WOOLLEY
ROW 4	1:37.860 41 Steve BICKNELL	1:38.221 46 Bill RAWLES
ROW 3	1:36.204 50 David SMITHES	1:37.670 17 David GRACE
ROW 2	1:35.957 52 Hugo HOLLAND-BOSWORT	1:36.149 98 Paul CAMPFIELD
ROW 1	1:32.926 1 Bruce MONTGOMERY	1:33.818 11 Jeremy WELCH

Pole



Thruxton
Circuit Length = 2.3560 miles

These results are provisional until the conclusion of any judicial and technical matters.

Clerk of Course :

Timekeeper :

Healey Driver International - Syd Segal Memorial Trophy Race

RACE 11 - CLASSIFICATION

POS	NO	CL	NAME	ENTRY	LAPS	TIME	GAP	DIFF	MPH	BEST	ON
1	1	2	Bruce MONTGOMERY	Austin Healey 3000 MK2	29	45:45.347			89.59	1:33.410	21
2	11	2	Jeremy WELCH	Austin Healey 3000	29	45:46.127	0.780	0.780	89.56	1:33.603	21
3	52	2	Hugo HOLLAND-BOSWORTH	Austin Healey 3000 MK1	29	46:30.930	45.583	44.803	88.13	1:34.910	3
4	46	2	Bill RAWLES	Austin Healey 3000 MKII	29	47:12.595	1:27.248	41.665	86.83	1:35.772	3
5	98	2	Paul CAMPFIELD	Austin Healey 3000 MKII	28	45:31.153	1 lap	1 lap	86.95	1:35.732	8
6	69	2	Mark SCHMIDT	Austin Healey 3000	28	46:16.095	1 lap	44.942	85.54	1:37.160	20
7	35	2	Mike THORNE	Austin Healey 3000	28	46:18.095	1 lap	2.000	85.48	1:37.463	11
8	16	2	Eric WOOLLEY	Austin Healey 3000 Sebring	28	46:33.446	1 lap	15.351	85.01	1:37.350	20
9	18	2	Robert RAWE	Austin Healey 3000	28	46:34.315	1 lap	0.869	84.98	1:37.632	24
10	21	2	Karsten le BLANC	Austin Healey 3000	28	46:34.875	1 lap	0.560	84.97	1:37.667	14
11	4	1	John TODD	Austin Healey 100M	28	47:03.676	1 lap	28.801	84.10	1:37.908	25
12	44	2	Julian BRONSON	Austin Healey 3000	27	47:07.954	2 laps	1 lap	80.97	1:41.666	2
13	17	2	David GRACE	Austin Healey 3000 MKI	27	47:10.273	2 laps	2.319	80.91	1:34.719	3
14	10	1	Ian MONTGOMERY	Austin Healey 100s	26	46:52.526	3 laps	1 lap	78.40	1:45.733	16

NOT CLASSIFIED

<i>DNC</i>	2	2	John LEVETT-PRINSEP	Austin Healey 3000 MKII	20	35:08.604	9 laps	6 laps	80.44	1:43.010	19
<i>DNC</i>	6	1	Timothy ROGERS	Austin Healey 100/6	19	38:01.122	10 laps	1 lap	70.64	1:52.023	16
<i>DNC</i>	50	2	David SMITHES	Austin Healey 3000	19	39:54.649	10 laps	1:53.527	67.29	1:35.653	3
<i>DNC</i>	41	2	Steve BICKNELL	Austin Healey 100 / 6	18	29:54.598	11 laps	1 lap	85.07	1:37.881	14
<i>DNC</i>	61	2	Mark POTTER	Austin Healey MK1	14	24:49.356	15 laps	4 laps	79.72	1:40.474	11
<i>DNC</i>	73	2	Chris CLARKSON	Austin Healey 3000 MKII	13	21:25.253	16 laps	1 lap	85.78	1:37.030	3

FASTEST LAP

1	2	Bruce MONTGOMERY	Austin Healey 3000 MK2	21	1:33.410	90.79 mph	146.12 kph
4	1	John TODD	Austin Healey 100M	25	1:37.908	86.62 mph	139.41 kph

Weather / Track : Cloudy / Dry

These results are provisional until the conclusion of any judicial and technical matters.

Thruxton
Circuit Length = 2.3560 miles
Start: 15:26 End: 16:14

Clerk of Course :		Timekeeper :
-------------------	--	--------------

Healey Driver International - Syd Segal Memorial Trophy Race

RACE 11 - LAP CHART

Lap 1			Lap 2			Lap 3			Lap 4			Lap 5		
No	Behind	Laptime	No	Behind	Laptime	No	Behind	Laptime	No	Behind	Laptime	No	Behind	Laptime
1		1:38.423	1		1:33.649	1		1:34.189	1		1:34.378	1		1:34.055
11	1.664	1:40.087	11	1.787	1:33.772	11	1.333	1:33.735	11	0.958	1:34.003	11	0.666	1:33.763
52	2.757	1:41.180	52	4.024	1:34.916	52	4.745	1:34.910	52	5.972	1:35.605	52	7.743	1:35.826
98	3.811	1:42.234	98	5.922	1:35.760	98	8.634	1:36.901	98	9.998	1:35.742	98	11.770	1:35.827
50	5.142	1:43.565	50	7.771	1:36.278	50	9.235	1:35.653	50	10.739	1:35.882	17	12.205	1:35.372
17	5.143	1:43.566	17	9.127	1:37.633	17	9.657	1:34.719	17	10.888	1:35.609	46	14.879	1:36.430
46	6.689	1:45.112	46	9.421	1:36.381	46	11.004	1:35.772	46	12.504	1:35.878	50	15.734	1:39.050
73	8.452	1:46.875	73	12.811	1:38.008	73	15.652	1:37.030	73	18.625	1:37.351	73	22.390	1:37.820
41	9.194	1:47.617	69	16.179	1:40.035	69	21.140	1:39.150	69	26.752	1:39.990	69	31.671	1:38.974
69	9.793	1:48.216	16	16.923	1:40.763	16	21.868	1:39.134	16	27.626	1:40.136	16	33.065	1:39.494
16	9.809	1:48.232	35	17.294	1:39.892	35	22.458	1:39.353	35	28.157	1:40.077	35	34.102	1:40.000
35	11.051	1:49.474	41	18.064	1:42.519	41	24.975	1:41.100	41	29.768	1:39.171	41	34.286	1:38.573
18	12.226	1:50.649	18	18.473	1:39.896	18	25.680	1:41.396	18	31.590	1:40.288	18	36.465	1:38.930
21	12.713	1:51.136	21	19.665	1:40.601	21	26.288	1:40.812	21	32.302	1:40.392	21	38.011	1:39.764
44	14.188	1:52.611	44	22.205	1:41.666	44	30.665	1:42.649	44	38.457	1:42.170	44	46.409	1:42.007
4	15.614	1:54.037	4	24.875	1:42.910	4	33.774	1:43.088	4	42.291	1:42.895	4	49.814	1:41.578
61	16.398	1:54.821	61	25.697	1:42.948	61	35.405	1:43.897	61	44.788	1:43.761	61	52.653	1:41.920
2	17.291	1:55.714	2	27.424	1:43.782	2	37.823	1:44.588	2	46.822	1:43.377	2	56.664	1:43.897
10	20.390	1:58.813	10	32.600	1:45.859	10	47.299	1:48.888	10	1:02.716	1:49.795	10	1:17.012	1:48.351
6	26.380	2:04.803	6	47.962	1:55.231	6	1:08.564	1:54.791	6	1:28.865	1:54.679			

Thrupton
 Circuit Length = 2.3560 miles
 Start: 15:26 End: 16:14

Healey Driver International - Syd Segal Memorial Trophy Race

RACE 11 - LAP CHART

Lap 6			Lap 7			Lap 8			Lap 9			Lap 10		
No	Behind	Laptime	No	Behind	Laptime	No	Behind	Laptime	No	Behind	Laptime	No	Behind	Laptime
1		1:34.755	1		1:34.775	1		1:35.246	1		1:34.409	1		1:35.058
11	0.462	1:34.551	11	0.774	1:35.087	11	0.620	1:35.092	11	0.794	1:34.583	11	0.842	1:35.106
52	8.421	1:35.433	52	10.066	1:36.420	52	11.588	1:36.768	52	13.652	1:36.473	2	1 LAP	1:46.286
17	13.743	1:36.293	17	14.873	1:35.905	10	1 LAP	1:50.490	17	17.939	1:37.233	52	14.871	1:36.277
98	14.867	1:37.852	98	16.655	1:36.563	6	2 LAPS	2:37.883	98	20.011	1:37.279	17	18.408	1:35.527
46	16.758	1:36.634	46	18.089	1:36.106	17	15.115	1:35.488	46	22.573	1:37.905	98	20.858	1:35.905
50	21.515	1:40.536	73	29.137	1:38.432	98	17.141	1:35.732	10	1 LAP	1:50.141	46	23.528	1:36.013
73	25.480	1:37.845	69	40.764	1:39.284	46	19.077	1:36.234	6	2 LAPS	1:55.614	10	1 LAP	1:46.093
69	36.255	1:39.339	16	42.482	1:39.655	73	32.313	1:38.422	73	37.776	1:39.872	73	41.767	1:39.049
16	37.602	1:39.292	35	43.396	1:39.248	69	44.442	1:38.924	69	48.660	1:38.627	69	51.673	1:38.071
35	38.923	1:39.576	41	44.509	1:40.058	16	46.257	1:39.021	16	49.928	1:38.080	16	53.754	1:38.884
41	39.226	1:39.695	18	45.177	1:40.202	35	46.850	1:38.700	35	50.371	1:37.930	35	55.298	1:39.985
18	39.750	1:38.040	21	46.066	1:39.219	41	48.107	1:38.844	18	52.943	1:38.536	6	2 LAPS	1:56.227
21	41.622	1:38.366	44	1:01.983	1:42.810	18	48.816	1:38.885	41	53.549	1:39.851	18	56.204	1:38.319
6	1 LAP	2:25.770 P	4	1:03.631	1:41.749	21	49.969	1:39.149	21	53.760	1:38.200	41	57.213	1:38.722
44	53.948	1:42.294	61	1:04.465	1:40.755	44	1:08.607	1:41.870	4	1:15.274	1:40.728	21	58.041	1:39.339
4	56.657	1:41.598	2	1:15.952	1:44.504	4	1:08.955	1:40.570	61	1:17.279	1:41.791	4	1:20.082	1:39.866
61	58.485	1:40.587				61	1:09.897	1:40.678	44	1:17.643	1:43.445	61	1:22.772	1:40.551
2	1:06.223	1:44.314				2	1:25.370	1:44.664				44	1:24.383	1:41.798
10	1:31.645	1:49.388												

Thrupton
 Circuit Length = 2.3560 miles
 Start: 15:26 End: 16:14

Healey Driver International - Syd Segal Memorial Trophy Race

RACE 11 - LAP CHART

Lap 11			Lap 12			Lap 13			Lap 14			Lap 15		
No	Behind	Laptime	No	Behind	Laptime	No	Behind	Laptime	No	Behind	Laptime	No	Behind	Laptime
1		1:34.478	1		1:33.802	1		1:35.072	11		1:34.300	11		1:34.789
11	0.540	1:34.176	11	1.167	1:34.429	11	0.836	1:34.741	1	0.014	1:35.150	1	0.128	1:34.903
2	1 LAP	1:44.045	52	18.508	1:35.927	6	3 LAPS	1:56.872	4	1 LAP	1:41.365	4	1 LAP	1:38.907
52	16.383	1:35.990	17	22.384	1:36.673	61	1 LAP	1:46.610	44	1 LAP	1:42.878	52	21.177	1:35.873
17	19.513	1:35.583	2	1 LAP	1:44.733	44	1 LAP	1:44.408	52	20.093	1:36.199	44	1 LAP	1:42.136
98	22.343	1:35.963	98	24.351	1:35.810	52	19.030	1:35.594	17	23.655	1:36.061	98	30.011	1:38.019
46	25.623	1:36.573	46	28.416	1:36.595	17	22.730	1:35.418	6	3 LAPS	1:55.448	46	38.047	1:39.229
73	45.975	1:38.686	73	49.951	1:37.778	98	25.809	1:36.530	98	26.781	1:36.108	6	3 LAPS	1:54.531
10	1 LAP	1:47.070	69	1:00.686	1:38.464	46	30.257	1:36.913	61	1 LAP	2:01.491	2	1 LAP	1:46.735
69	56.024	1:38.829	16	1:02.485	1:38.237	2	1 LAP	1:44.796	46	33.607	1:38.486	61	1 LAP	2:09.072
16	58.050	1:38.774	35	1:03.140	1:38.659	73	52.964	1:38.085	2	1 LAP	1:43.684	69	1:13.281	1:40.860
35	58.283	1:37.463	10	1 LAP	1:47.267	69	1:03.476	1:37.862	69	1:07.210	1:38.870	41	1:14.167	1:38.147
18	1:00.452	1:38.726	18	1:05.036	1:38.386	35	1:06.513	1:38.445	35	1:10.207	1:38.830	35	1:15.082	1:39.664
41	1:00.926	1:38.191	41	1:05.195	1:38.071	16	1:07.032	1:39.619	41	1:10.809	1:37.881	16	1:15.817	1:38.387
21	1:02.470	1:38.907	21	1:06.808	1:38.140	41	1:08.064	1:37.941	18	1:11.374	1:38.404	18	1:15.856	1:39.271
6	2 LAPS	1:56.001	50	5 LAPS	1:41.226	18	1:08.106	1:38.142	16	1:12.219	1:40.323	21	1:18.610	1:40.405
4	1:26.499	1:40.895	4	1:33.923	1:41.226	21	1:10.463	1:38.727	21	1:12.994	1:37.667	50	5 LAPS	1:36.469
61	1:28.768	1:40.474				10	1 LAP	1:46.089	50	5 LAPS	1:36.639			
44	1:32.508	1:42.603				50	5 LAPS	1:43.869	10	1 LAP	1:47.063			

Thrupton
 Circuit Length = 2.3560 miles
 Start: 15:26 End: 16:14

Healey Driver International - Syd Segal Memorial Trophy Race

RACE 11 - LAP CHART

Lap 16			Lap 17			Lap 18			Lap 19			Lap 20		
No	Behind	Laptime	No	Behind	Laptime	No	Behind	Laptime	No	Behind	Laptime	No	Behind	Laptime
1		1:34.827	1		1:34.746	11		1:34.001	1		1:34.890	1		1:34.556
11	1.605	1:36.560	11	1.291	1:34.432	1	0.133	1:35.425	11	0.628	1:35.651	11	1.375	1:35.303
10	2 LAPS	1:49.886	4	1 LAP	1:38.855	4	1 LAP	1:40.502	50	6 LAPS	1:42.424	18	1 LAP	1:42.310
4	1 LAP	1:39.094	10	2 LAPS	1:45.769	52	24.587	1:36.012	6	4 LAPS	1:52.232	21	1 LAP	1:43.054
52	22.679	1:36.457	52	23.867	1:35.934	10	2 LAPS	1:45.733	52	25.747	1:36.183	2	2 LAPS	1:48.071
44	1 LAP	1:42.218	98	35.385	1:37.803	98	36.965	1:36.872	4	1 LAP	1:40.858	50	6 LAPS	1:37.623
98	32.328	1:37.272	44	1 LAP	1:43.388	44	1 LAP	1:41.708	98	38.422	1:36.480	6	4 LAPS	1:52.023
46	42.181	1:39.089	46	47.465	1:40.030	46	49.971	1:37.798	10	2 LAPS	1:46.822	52	27.607	1:36.416
6	3 LAPS	1:54.685	17	2 LAPS	5:23.597	17	2 LAPS	1:40.850	46	52.257	1:37.309	4	1 LAP	1:39.635
2	1 LAP	1:47.705	2	1 LAP	1:45.941	69	1:24.594	1:38.628	44	1 LAP	1:42.812	98	40.596	1:36.730
69	1:17.406	1:39.080	69	1:21.258	1:38.598	35	1:25.294	1:38.064	17	2 LAPS	1:37.347	10	2 LAPS	1:46.317
35	1:18.394	1:38.267	35	1:22.522	1:38.874	16	1:26.763	1:39.250	69	1:27.607	1:38.036	46	55.080	1:37.379
41	1:18.963	1:39.751	16	1:22.805	1:38.222	2	1 LAP	1:45.333	35	1:28.063	1:37.792	44	1 LAP	1:42.310
16	1:19.329	1:38.467	41	1:23.173	1:38.956	41	1:27.391	1:39.510	16	1:29.452	1:37.712	17	2 LAPS	1:36.587
18	1:20.547	1:39.646	6	3 LAPS	1:52.704	18	1:29.388	1:38.621				69	1:30.211	1:37.160
21	1:22.206	1:38.551	18	1:26.059	1:40.258	21	1:30.131	1:38.894				35	1:31.100	1:37.593
50	5 LAPS	1:36.864	21	1:26.529	1:39.069							16	1:32.246	1:37.350
			50	5 LAPS	1:38.626									

Thrupton
 Circuit Length = 2.3560 miles
 Start: 15:26 End: 16:14

Healey Driver International - Syd Segal Memorial Trophy Race

RACE 11 - LAP CHART

Lap 21			Lap 22			Lap 23			Lap 24			Lap 25		
No	Behind	Laptime	No	Behind	Laptime	No	Behind	Laptime	No	Behind	Laptime	No	Behind	Laptime
1		1:33.410	1		1:36.365	1		1:34.336	1		1:34.215	1		1:34.443
11	1.568	1:33.603	35	1 LAP	1:38.785	11	0.668	1:34.575	11	0.613	1:34.160	11	0.560	1:34.390
18	1 LAP	1:38.564	11	0.429	1:35.226	69	1 LAP	1:39.215	6	5 LAPS	2:12.652	10	3 LAPS	1:48.137
21	1 LAP	1:39.559	16	1 LAP	1:38.439	35	1 LAP	1:38.065	69	1 LAP	1:38.251	69	1 LAP	1:38.595
50	6 LAPS	1:37.857	18	1 LAP	1:39.682	16	1 LAP	1:37.912	35	1 LAP	1:38.570	35	1 LAP	1:38.509
2	2 LAPS	1:43.010	21	1 LAP	1:38.240	50	6 LAPS	1:38.102	16	1 LAP	1:39.368	16	1 LAP	1:38.570
52	30.208	1:36.011	50	6 LAPS	1:36.841	21	1 LAP	1:39.784	44	2 LAPS	1:51.267	50	6 LAPS	1:38.699
4	1 LAP	1:39.046	2	2 LAPS	1:43.425	18	1 LAP	1:41.788	50	6 LAPS	1:38.231	44	2 LAPS	1:46.500
6	4 LAPS	1:52.709	52	29.989	1:36.146	52	32.374	1:36.721	21	1 LAP	1:39.562	18	1 LAP	1:37.632
98	44.789	1:37.603	4	1 LAP	1:39.753	4	1 LAP	1:38.829	18	1 LAP	1:39.007	21	1 LAP	1:38.491
46	1:00.899	1:39.229	98	46.109	1:37.685	98	48.595	1:36.822	52	33.840	1:35.681	52	35.520	1:36.123
10	2 LAPS	1:45.845	6	4 LAPS	1:56.267	46	1:06.698	1:37.986	4	1 LAP	1:38.290	98	55.521	1:37.643
44	1 LAP	1:41.875	46	1:03.048	1:38.514	17	2 LAPS	1:35.770	98	52.321	1:37.941	4	1 LAP	1:40.396
17	2 LAPS	1:35.079	17	2 LAPS	1:36.262	10	2 LAPS	1:46.247	46	1:09.927	1:37.444	46	1:13.151	1:37.667
69	1:34.713	1:37.912	10	2 LAPS	1:45.971				17	2 LAPS	1:34.969	17	2 LAPS	1:34.933
			44	1 LAP	1:57.346 P									

Thruxton
 Circuit Length = 2.3560 miles
 Start: 15:26 End: 16:14

Healey Driver International - Syd Segal Memorial Trophy Race

RACE 11 - LAP CHART

Lap 26			Lap 27			Lap 28			Lap 29		
No	Behind	Laptime	No	Behind	Laptime	No	Behind	Laptime	No	Behind	Laptime
1		1:33.881	1		1:34.143	1		1:33.985	1		1:33.783
11	0.690	1:34.011	11	0.803	1:34.256	11	0.732	1:33.914	11	0.780	1:33.831
69	1 LAP	1:38.289	69	1 LAP	1:38.540	69	1 LAP	1:38.375	69	1 LAP	1:39.921
35	1 LAP	1:39.293	35	1 LAP	1:39.064	35	1 LAP	1:39.264	35	1 LAP	1:38.659
16	1 LAP	1:38.151	16	1 LAP	1:42.203	16	1 LAP	1:38.602	52	45.583	1:36.440
10	3 LAPS	1:48.860	10	3 LAPS	1:46.514	52	42.926	1:37.313	16	1 LAP	1:51.169
18	1 LAP	1:39.567	18	1 LAP	1:38.933	18	1 LAP	1:41.175	18	1 LAP	1:39.062
21	1 LAP	1:39.361	21	1 LAP	1:38.979	21	1 LAP	1:41.556	21	1 LAP	1:38.951
52	37.713	1:36.074	52	39.598	1:36.028	10	3 LAPS	1:49.302	10	3 LAPS	1:51.816
44	2 LAPS	1:49.463	44	2 LAPS	1:47.232	44	2 LAPS	1:47.424	4	1 LAP	1:39.598
4	1 LAP	1:37.908	4	1 LAP	1:39.456	4	1 LAP	1:40.044	44	2 LAPS	1:49.066
98	1:01.504	1:39.864	98	1:12.246	1:44.885	98	1:19.589	1:41.328	17	2 LAPS	1:36.451
46	1:16.686	1:37.416	46	1:19.327	1:36.784	17	2 LAPS	1:36.406	46	1:27.248	1:38.199
17	2 LAPS	1:35.357	17	2 LAPS	1:35.585	46	1:22.832	1:37.490			

Thrupton
 Circuit Length = 2.3560 miles
 Start: 15:26 End: 16:14

HSCC/FJHRA Millers Oils Historic Formula Junior Championship

QUALIFYING FOR RACE 8 - CLASSIFICATION

POS	NO	CL	NAME	ENTRY	TIME	ON	LAPS	GAP	DIFF	MPH
1	62	E	Simon ARMER	Cooper T59	1:28.014	12	12			96.36
2	57	E	Denis WELCH	Merlyn MK 5/7	1:28.509	11	13	0.495	0.495	95.82
3	51	D	Michael HIBBERD	Lotus 27	1:29.009	10	12	0.995	0.500	95.28
4	84	E	Mark WOODHOUSE	Lotus 20	1:29.428	11	11	1.414	0.419	94.84
5	79	E	Andrew HIBBERD	Lotus 22	1:29.705	9	12	1.691	0.277	94.54
6	77	E	Steve SMITH	Cooper T59	1:32.681	11	11	4.667	2.976	91.51
7	36	C	Jonathan MILICEVIC	Lotus 18	1:33.599	4	7	5.585	0.918	90.61
8	55	C	Brian MITCHAM	Wainer FJ	1:33.849	10	11	5.835	0.250	90.37
9	75	E	Pete MORTON	Lighting Envoyette	1:33.890	9	11	5.876	0.041	90.33
10	63	E	James MURRAY	Lola MK5A	1:33.901	10	11	5.887	0.011	90.32
11	71	D	James HICKS	Caravelle MKII	1:35.096	11	11	7.082	1.195	89.18
12	37	C	Tony MARTINDALE	Essenkay	1:36.658	10	10	8.644	1.562	87.74
13	88	D	Paul DAVIS	Lotus 20	1:39.779	9	11	11.765	3.121	85.00
14	9	B	John CHISHOLM	Gemini MKII	1:39.908	10	10	11.894	0.129	84.89
15	11	B	David STEVENSON	Mallock U2	1:41.805	8	10	13.791	1.897	83.31
16	66	D	Alex MORTON	Ausper T3	1:42.267	10	10	14.253	0.462	82.93
17	47	D	Lorraine GATHERCOLE	Lotus 18	1:43.081	3	5	15.067	0.814	82.28
18	56	D	Peter JACKSON	Cooper T56	1:45.323	7	10	17.309	2.242	80.52
19	27	B	Paul DIXON	Gemini MKII	1:49.414	10	10	21.400	4.091	77.51
20	7	B	Duncan RABAGLIATI	Alexis HF1	1:50.117	6	10	22.103	0.703	77.02
21	30	C	Brian ARCULUS	Emeryson	1:51.194	1	1	23.180	1.077	76.27
22	42	C	Jeremy DEELEY	Cooper T52	1:54.805	9	9	26.791	3.611	73.87
23	90	D	Peter HUGHES	Tojeiro	1:58.254	7	9	30.240	3.449	71.72
24	32	C	John DOWSON	Elva 200	1:59.661	8	9	31.647	1.407	70.87
25	18	B	Bj COLARIC	Elva 100	2:01.796	1	2	33.782	2.135	69.63

Weather / Track : Sunny / Dry

These results are provisional until the conclusion of any judicial and technical matters.

Thrupton
Circuit Length = 2.3560 miles
Start: 14:53 End: 15:15

Clerk of Course :		Timekeeper :
-------------------	--	--------------

HSCC/FJHRA Millers Oils Historic Formula Junior Championship

QUALIFYING FOR RACE 8 - LAP ANALYSIS

7	Duncan RABAGLIATI		Alexis HF1			
1 -	2:00.905	+ 10.788	14:58:11.134	6 -	1:50.117	15:07:41.157
2 -	2:01.256	+ 11.139	15:00:12.390	7 -	1:52.342	+ 2.225
3 -	1:53.388	+ 3.271	15:02:05.778	8 -	1:50.448	+ 0.331
4 -	1:51.617	+ 1.500	15:03:57.395	9 -	1:51.277	+ 1.160
5 -	1:53.645	+ 3.528	15:05:51.040	10 -	1:54.773	+ 4.656
15:09:33.499	15:11:23.947	15:13:15.224	15:15:09.997			
9	John CHISHOLM		Gemini MKII			
1 -	1:53.714	+ 13.806	14:57:51.678	6 -	1:43.240	+ 3.332
2 -	1:51.923	+ 12.015	14:59:43.601	7 -	1:44.461	+ 4.553
3 -	1:49.330	+ 9.422	15:01:32.931	8 -	1:42.105	+ 2.197
4 -	1:46.131	+ 6.223	15:03:19.062	9 -	1:42.349	+ 2.441
5 -	1:43.995	+ 4.087	15:05:03.057	10 -	1:39.908	
15:06:46.297	15:08:30.758	15:10:12.863	15:11:55.212	15:13:35.120		
11	David STEVENSON		Mallock U2			
1 -	1:53.129	+ 11.324	14:57:32.636	6 -	1:45.179	+ 3.374
2 -	1:47.162	+ 5.357	14:59:19.798	7 -	1:46.970	+ 5.165
3 -	1:44.342	+ 2.537	15:01:04.140	8 -	1:41.805	
4 -	1:43.152	+ 1.347	15:02:47.292	9 -	1:42.715	+ 0.910
5 -	1:45.197	+ 3.392	15:04:32.489	10 -	1:43.337	+ 1.532
15:06:17.668	15:08:04.638	15:09:46.443	15:11:29.158	15:13:12.495		
18	Bj COLARIC		Elva 100			
1 -	2:01.796		14:57:58.589	2 -	5:55.872	+ 3:54.076
15:03:54.461						
27	Paul DIXON		Gemini MKII			
1 -	1:55.238	+ 5.824	14:57:54.264	6 -	1:51.843	+ 2.429
2 -	1:52.388	+ 2.974	14:59:46.652	7 -	1:50.585	+ 1.171
3 -	1:51.005	+ 1.591	15:01:37.657	8 -	1:51.678	+ 2.264
4 -	1:49.636	+ 0.222	15:03:27.293	9 -	1:50.300	+ 0.886
5 -	1:52.661	+ 3.247	15:05:19.954	10 -	1:49.414	
15:07:11.797	15:09:02.382	15:10:54.060	15:12:44.360	15:14:33.774		
30	Brian ARCULUS		Emeryson			
1 -	1:51.194		14:57:33.120			
32	John DOWSON		Elva 200			
1 -	2:10.387	+ 10.726	14:58:04.582	6 -	2:01.012	+ 1.351
2 -	2:11.860	+ 12.199	15:00:16.442	7 -	2:02.254	+ 2.593
3 -	2:06.381	+ 6.720	15:02:22.823	8 -	1:59.661	
4 -	2:07.743	+ 8.082	15:04:30.566	9 -	2:10.189	+ 10.528
5 -	2:03.589	+ 3.928	15:06:34.155	15:14:47.271		
15:08:35.167	15:10:37.421	15:12:37.082	15:14:47.271			
36	Jonathan MILICEVIC		Lotus 18			
1 -	1:38.283	+ 4.684	14:57:03.172	5 -	1:36.733	+ 3.134
2 -	1:34.433	+ 0.834	14:58:37.605	6 -	1:35.773	+ 2.174
3 -	1:36.916	+ 3.317	15:00:14.521	7 -	1:36.963	+ 3.364
4 -	1:33.599		15:01:48.120	15:06:37.589		
37	Tony MARTINDALE		Essenkay			
1 -	1:47.011	+ 10.353	14:57:56.638	6 -	1:38.409	+ 1.751
2 -	1:45.219	+ 8.561	14:59:41.857	7 -	1:41.409	+ 4.751
3 -	1:41.597	+ 4.939	15:01:23.454	8 -	1:37.919	+ 1.261
4 -	1:40.955	+ 4.297	15:03:04.409	9 -	1:36.849	+ 0.191
5 -	1:38.261	+ 1.603	15:04:42.670	10 -	1:36.658	
15:06:21.079	15:08:02.488	15:09:40.407	15:11:17.256	15:12:53.914		
42	Jeremy DEELEY		Cooper T52			
1 -	2:03.226	+ 8.421	14:58:32.350	6 -	1:54.828	+ 0.023
2 -	2:03.685	+ 8.880	15:00:36.035	7 -	1:55.820	+ 1.015
3 -	1:57.782	+ 2.977	15:02:33.817	8 -	1:56.605	+ 1.800
4 -	1:55.287	+ 0.482	15:04:29.104	9 -	1:54.805	
5 -	1:59.444	+ 4.639	15:06:28.548	15:08:23.376		
15:10:19.196	15:12:15.801	15:14:10.606				

Thruxton
Circuit Length = 2.3560 miles
Start: 14:53 End: 15:15

HSCC/FJHRA Millers Oils Historic Formula Junior Championship

QUALIFYING FOR RACE 8 - LAP ANALYSIS

47	Lorraine GATHERCOLE			Lotus 18			
1 -	1:45.265	+ 2.184	14:57:20.040	4 -	1:44.645	+ 1.564	15:02:34.271
2 -	1:46.505	+ 3.424	14:59:06.545	5 -	1:48.564	+ 5.483	15:04:22.835
3 -	1:43.081		15:00:49.626				
51	Michael HIBBERD			Lotus 27			
1 -	1:35.784	+ 6.775	14:57:01.588	7 -	1:34.351	+ 5.342	15:06:21.080
2 -	1:31.860	+ 2.851	14:58:33.448	8 -	1:30.091	+ 1.082	15:07:51.171
3 -	1:37.695	+ 8.686	15:00:11.143	9 -	1:31.040	+ 2.031	15:09:22.211
4 -	1:30.891	+ 1.882	15:01:42.034	10 -	1:29.009		15:10:51.220
5 -	1:33.456	+ 4.447	15:03:15.490	11 -	1:30.969	+ 1.960	15:12:22.189
6 -	1:31.239	+ 2.230	15:04:46.729	12 -	1:32.075	+ 3.066	15:13:54.264
55	Brian MITCHAM			Wainor FJ			
1 -	1:46.995	+ 13.146	14:57:05.371	7 -	1:36.999	+ 3.150	15:07:06.245
2 -	1:42.619	+ 8.770	14:58:47.990	8 -	1:35.923	+ 2.074	15:08:42.168
3 -	1:41.626	+ 7.777	15:00:29.616	9 -	1:36.570	+ 2.721	15:10:18.738
4 -	1:43.444	+ 9.595	15:02:13.060	10 -	1:33.849		15:11:52.587
5 -	1:39.966	+ 6.117	15:03:53.026	11 -	1:34.388	+ 0.539	15:13:26.975
6 -	1:36.220	+ 2.371	15:05:29.246				
56	Peter JACKSON			Cooper T56			
1 -	1:52.885	+ 7.562	14:57:59.912	6 -	1:48.231	+ 2.908	15:07:09.106
2 -	1:48.074	+ 2.751	14:59:47.986	7 -	1:45.323		15:08:54.429
3 -	1:51.350	+ 6.027	15:01:39.336	8 -	1:47.759	+ 2.436	15:10:42.188
4 -	1:54.431	+ 9.108	15:03:33.767	9 -	1:47.039	+ 1.716	15:12:29.227
5 -	1:47.108	+ 1.785	15:05:20.875	10 -	1:46.533	+ 1.210	15:14:15.760
57	Denis WELCH			Merlyn MK 5/7			
1 -	1:32.563	+ 4.054	14:56:28.474	8 -	1:29.739	+ 1.230	15:07:08.845
2 -	1:30.927	+ 2.418	14:57:59.401	9 -	1:28.995	+ 0.486	15:08:37.840
3 -	1:32.726	+ 4.217	14:59:32.127	10 -	1:29.606	+ 1.097	15:10:07.446
4 -	1:31.706	+ 3.197	15:01:03.833	11 -	1:28.509		15:11:35.955
5 -	1:30.884	+ 2.375	15:02:34.717	12 -	1:29.014	+ 0.505	15:13:04.969
6 -	1:32.795	+ 4.286	15:04:07.512	13 -	1:33.852	+ 5.343	15:14:38.821
7 -	1:31.594	+ 3.085	15:05:39.106				
62	Simon ARMER			Cooper T59			
1 -	1:35.560	+ 7.546	14:56:40.798	7 -	1:31.737	+ 3.723	15:06:11.187
2 -	1:36.771	+ 8.757	14:58:17.569	8 -	1:30.378	+ 2.364	15:07:41.565
3 -	1:34.468	+ 6.454	14:59:52.037	9 -	1:30.204	+ 2.190	15:09:11.769
4 -	1:42.195	+ 14.181	15:01:34.232	10 -	1:30.123	+ 2.109	15:10:41.892
5 -	1:34.223	+ 6.209	15:03:08.455	11 -	1:28.736	+ 0.722	15:12:10.628
6 -	1:30.995	+ 2.981	15:04:39.450	12 -	1:28.014		15:13:38.642
63	James MURRAY			Lola MK5A			
1 -	1:44.932	+ 11.031	14:57:35.387	7 -	1:33.902	+ 0.001	15:07:18.996
2 -	1:42.394	+ 8.493	14:59:17.781	8 -	1:35.746	+ 1.845	15:08:54.742
3 -	1:37.018	+ 3.117	15:00:54.799	9 -	1:35.645	+ 1.744	15:10:30.387
4 -	1:38.631	+ 4.730	15:02:33.430	10 -	1:33.901		15:12:04.288
5 -	1:37.277	+ 3.376	15:04:10.707	11 -	1:33.934	+ 0.033	15:13:38.222
6 -	1:34.387	+ 0.486	15:05:45.094				
66	Alex MORTON			Ausper T3			
1 -	1:52.305	+ 10.038	14:57:37.684	6 -	1:44.971	+ 2.704	15:06:33.791
2 -	1:50.039	+ 7.772	14:59:27.723	7 -	1:43.689	+ 1.422	15:08:17.480
3 -	1:47.976	+ 5.709	15:01:15.699	8 -	1:44.415	+ 2.148	15:10:01.895
4 -	1:46.441	+ 4.174	15:03:02.140	9 -	1:44.502	+ 2.235	15:11:46.397
5 -	1:46.680	+ 4.413	15:04:48.820	10 -	1:42.267		15:13:28.664
71	James HICKS			Caravelle MKII			
1 -	1:55.874	+ 20.778	14:57:33.895	7 -	1:36.360	+ 1.264	15:07:46.653
2 -	1:52.562	+ 17.466	14:59:26.457	8 -	1:37.543	+ 2.447	15:09:24.196

Thrupton
Circuit Length = 2.3560 miles
Start: 14:53 End: 15:15

HSCC/FJHRA Millers Oils Historic Formula Junior Championship


QUALIFYING FOR RACE 8 - LAP ANALYSIS

3 -	1:44.177	+ 9.081	15:01:10.634	9 -	1:35.531	+ 0.435	15:10:59.727
4 -	1:42.427	+ 7.331	15:02:53.061	10 -	1:37.988	+ 2.892	15:12:37.715
5 -	1:39.422	+ 4.326	15:04:32.483	11 -	1:35.096		15:14:12.811
6 -	1:37.810	+ 2.714	15:06:10.293				
75	Pete MORTON			Lighting Envoyette			
1 -	1:43.785	+ 9.895	14:57:15.994	7 -	1:37.315	+ 3.425	15:07:03.758
2 -	1:37.965	+ 4.075	14:58:53.959	8 -	1:35.814	+ 1.924	15:08:39.572
3 -	1:39.426	+ 5.536	15:00:33.385	9 -	1:33.890		15:10:13.462
4 -	1:39.006	+ 5.116	15:02:12.391	10 -	1:34.226	+ 0.336	15:11:47.688
5 -	1:39.596	+ 5.706	15:03:51.987	11 -	1:35.801	+ 1.911	15:13:23.489
6 -	1:34.456	+ 0.566	15:05:26.443				
77	Steve SMITH			Cooper T59			
1 -	1:40.218	+ 7.537	14:57:33.527	7 -	1:33.313	+ 0.632	15:07:16.530
2 -	1:39.645	+ 6.964	14:59:13.172	8 -	1:34.160	+ 1.479	15:08:50.690
3 -	1:37.019	+ 4.338	15:00:50.191	9 -	1:33.561	+ 0.880	15:10:24.251
4 -	1:39.796	+ 7.115	15:02:29.987	10 -	1:34.007	+ 1.326	15:11:58.258
5 -	1:39.034	+ 6.353	15:04:09.021	11 -	1:32.681		15:13:30.939
6 -	1:34.196	+ 1.515	15:05:43.217				
79	Andrew HIBBERD			Lotus 22			
1 -	1:35.829	+ 6.124	14:57:00.330	7 -	1:36.213	+ 6.508	15:06:28.066
2 -	1:34.823	+ 5.118	14:58:35.153	8 -	1:31.901	+ 2.196	15:07:59.967
3 -	1:38.785	+ 9.080	15:00:13.938	9 -	1:29.705		15:09:29.672
4 -	1:33.240	+ 3.535	15:01:47.178	10 -	1:30.841	+ 1.136	15:11:00.513
5 -	1:32.346	+ 2.641	15:03:19.524	11 -	1:36.079	+ 6.374	15:12:36.592
6 -	1:32.329	+ 2.624	15:04:51.853	12 -	1:31.100	+ 1.395	15:14:07.692
84	Mark WOODHOUSE			Lotus 20			
1 -	1:30.605	+ 1.177	14:58:45.285	7 -	1:30.287	+ 0.859	15:07:52.446
2 -	1:30.326	+ 0.898	15:00:15.611	8 -	1:35.692	+ 6.264	15:09:28.138
3 -	1:30.407	+ 0.979	15:01:46.018	9 -	1:29.889	+ 0.461	15:10:58.027
4 -	1:30.450	+ 1.022	15:03:16.468	10 -	1:32.106	+ 2.678	15:12:30.133
5 -	1:30.677	+ 1.249	15:04:47.145	11 -	1:29.428		15:13:59.561
6 -	1:35.014	+ 5.586	15:06:22.159				
88	Paul DAVIS			Lotus 20			
1 -	1:50.996	+ 11.217	14:57:07.646	7 -	1:41.777	+ 1.998	15:07:40.666
2 -	1:45.873	+ 6.094	14:58:53.519	8 -	1:41.781	+ 2.002	15:09:22.447
3 -	1:46.055	+ 6.276	15:00:39.574	9 -	1:39.779		15:11:02.226
4 -	1:47.768	+ 7.989	15:02:27.342	10 -	1:41.199	+ 1.420	15:12:43.425
5 -	1:47.483	+ 7.704	15:04:14.825	11 -	1:39.870	+ 0.091	15:14:23.295
6 -	1:44.064	+ 4.285	15:05:58.889				
90	Peter HUGHES			Tojeiro			
1 -	2:08.053	+ 9.799	14:58:29.742	6 -	1:58.475	+ 0.221	15:08:43.873
2 -	2:09.276	+ 11.022	15:00:39.018	7 -	1:58.254		15:10:42.127
3 -	2:02.862	+ 4.608	15:02:41.880	8 -	1:58.775	+ 0.521	15:12:40.902
4 -	2:00.789	+ 2.535	15:04:42.669	9 -	2:03.822	+ 5.568	15:14:44.724
5 -	2:02.729	+ 4.475	15:06:45.398				

Thrupton
Circuit Length = 2.3560 miles
Start: 14:53 End: 15:15

HSCC/FJHRA Millers Oils Historic Formula Junior Championship

RACE 8 - GRID

ROW 13	2:01.796 18 Bj COLARIC		
ROW 12		1:58.254 90 Peter HUGHES	1:59.661 32 John DOWSON
ROW 11	1:51.194 30 Brian ARCULUS		1:54.805 42 Jeremy DEELEY
ROW 10		1:49.414 27 Paul DIXON	1:50.117 7 Duncan RABAGLIATI
ROW 9	1:43.081 47 Lorraine GATHERCOLE		1:45.323 56 Peter JACKSON
ROW 8		1:41.805 11 David STEVENSON	1:42.267 66 Alex MORTON
ROW 7	1:39.779 88 Paul DAVIS		1:39.908 9 John CHISHOLM
ROW 6		1:35.096 71 James HICKS	1:36.658 37 Tony MARTINDALE
ROW 5	1:33.890 75 Pete MORTON		1:33.901 63 James MURRAY
ROW 4		1:33.599 36 Jonathan MILICEVIC	1:33.849 55 Brian MITCHAM
ROW 3	1:29.705 79 Andrew HIBBERD		1:32.681 77 Steve SMITH
ROW 2		1:29.009 51 Michael HIBBERD	1:29.428 84 Mark WOODHOUSE
ROW 1	1:28.014 62 Simon ARMER		1:28.509 57 Denis WELCH
Pole			
			

Thruxton
Circuit Length = 2.3560 miles

These results are provisional until the conclusion of any judicial and technical matters.

Clerk of Course :		Timekeeper :

HSCC/FJHRA Millers Oils Historic Formula Junior Championship

RACE 8 - CLASSIFICATION

POS	NO	CL	NAME	ENTRY	LAPS	TIME	GAP	DIFF	MPH	BEST	ON
1	57	E	Denis WELCH	Merlyn MK 5/7	10	14:55.507			94.71	1:27.755	9
2	84	E	Mark WOODHOUSE	Lotus 20	10	15:00.468	4.961	4.961	94.19	1:28.388	6
3	79	E	Andrew HIBBERD	Lotus 22	10	15:10.628	15.121	10.160	93.13	1:28.922	6
4	62	E	Simon ARMER	Cooper T59	10	15:11.158	15.651	0.530	93.08	1:29.140	8
5	51	E	Michael HIBBERD	Lotus 27	10	15:27.541	32.034	16.383	91.44	1:29.039	4
6	63	E	James MURRAY	Lola MK5A	10	15:33.820	38.313	6.279	90.82	1:30.577	7
7	77	E	Steve SMITH	Cooper T59	10	15:34.021	38.514	0.201	90.80	1:30.781	7
8	75	E	Pete MORTON	Lighting Envoyette	10	15:34.640	39.133	0.619	90.74	1:31.292	5
9	71	D	James HICKS	Caravelle MKII	10	15:45.096	49.589	10.456	89.74	1:32.237	9
10	36	C	Jonathan MILICEVIC	Lotus 18	10	16:02.229	1:06.722	17.133	88.14	1:33.612	2
11	55	E	Brian MITCHAM	Wainer FJ	10	16:04.523	1:09.016	2.294	87.93	1:32.805	9
12	88	D	Paul DAVIS	Lotus 20	10	16:13.832	1:18.325	9.309	87.09	1:34.819	8
13	47	D	Lorraine GATHERCOLE	Lotus 18	9	14:57.319	1 lap	1 lap	85.06	1:37.303	5
14	66	D	Alex MORTON	Ausper T3	9	15:26.852	1 lap	29.533	82.35	1:40.945	3
15	30	C	Brian ARCULUS	Emeryson	9	15:29.387	1 lap	2.535	82.13	1:40.438	9
16	9	B	John CHISHOLM	Gemini MKII	9	15:29.664	1 lap	0.277	82.10	1:41.521	5
17	35	C	Tim BISHOP	Sauter	9	15:31.999	1 lap	2.335	81.90	1:39.982	9
18	27	B	Paul DIXON	Gemini MKII	9	16:04.912	1 lap	32.913	79.10	1:42.202	8
19	56	D	Peter JACKSON	Cooper T56	9	16:09.103	1 lap	4.191	78.76	1:44.840	8
20	7	B	Duncan RABAGLIATI	Alexis HF1	9	16:16.522	1 lap	7.419	78.16	1:45.027	3
21	11	B	David STEVENSON	Mallock U2	8	15:20.696	2 laps	1 lap	73.69	1:43.020	4
22	18	B	Bj COLARIC	Elva 100	8	15:35.062	2 laps	14.366	72.56	1:53.612	2
23	32	C	John DOWSON	Elva 200	8	15:59.618	2 laps	24.556	70.70	1:56.687	4
24	90	D	Peter HUGHES	Tojeiro	8	15:59.728	2 laps	0.110	70.69	1:56.204	6
NOT CLASSIFIED											
DNF	42	C	Jeremy DEELEY	Cooper T52	7	13:19.592	3 laps	1 lap	74.25	1:50.488	2
DNF	37	C	Tony MARTINDALE	Essenkay	3	5:29.854	7 laps	4 laps	77.13	1:43.647	3
FASTEST LAP											
9	B	John CHISHOLM	Gemini MKII	5	1:41.521	83.54 mph	134.45 kph				
36	C	Jonathan MILICEVIC	Lotus 18	2	1:33.612	90.60 mph	145.81 kph				
71	D	James HICKS	Caravelle MKII	9	1:32.237	91.95 mph	147.98 kph				
57	E	Denis WELCH	Merlyn MK 5/7	9	1:27.755	96.65 mph	155.54 kph				

Weather / Track : Cloudy / Dry

These results are provisional until the conclusion of any judicial and technical matters.

Thruxton
Circuit Length = 2.3560 miles
Start: 12:07 End: 12:24

Clerk of Course :

Timekeeper :

HSCC/FJHRA Millers Oils Historic Formula Junior Championship

RACE 8 - LAP CHART

Lap 1			Lap 2			Lap 3			Lap 4			Lap 5		
No	Behind	Laptime	No	Behind	Laptime	No	Behind	Laptime	No	Behind	Laptime	No	Behind	Laptime
57		1:34.644	57		1:29.144	57		1:28.794	57		1:28.488	57		1:29.385
84	2.078	1:36.722	84	2.670	1:29.736	84	2.939	1:29.063	84	3.781	1:29.330	84	4.980	1:30.584
62	3.791	1:38.435	11	1 LAP	3:08.747	62	6.141	1:29.956	62	6.971	1:29.318	62	7.425	1:29.839
79	4.618	1:39.262	62	4.979	1:30.332	79	6.957	1:29.927	90	1 LAP	1:59.530	79	8.682	1:30.344
51	4.841	1:39.485	79	5.824	1:30.350	51	8.132	1:30.412	32	1 LAP	1:59.719	51	11.737	1:32.439
77	6.983	1:41.627	51	6.514	1:30.817	77	14.672	1:33.652	79	7.723	1:29.254	42	1 LAP	1:55.733
36	7.565	1:42.209	77	9.814	1:31.975	75	15.440	1:32.903	51	8.683	1:29.039	75	21.366	1:31.292
75	7.916	1:42.560	75	11.331	1:32.559	63	16.540	1:32.687	75	19.459	1:32.507	18	1 LAP	1:57.504
71	8.130	1:42.774	36	12.033	1:33.612	71	16.859	1:33.555	77	20.324	1:34.140	63	23.962	1:32.950
63	9.029	1:43.673	71	12.098	1:33.112	36	18.107	1:34.868	63	20.397	1:32.345	77	24.366	1:33.427
88	12.362	1:47.006	63	12.647	1:32.762	11	1 LAP	1:43.469	71	21.181	1:32.810	71	25.169	1:33.373
9	15.089	1:49.733	88	19.896	1:36.678	88	28.259	1:37.157	36	23.622	1:34.003	36	30.035	1:35.798
47	15.372	1:50.016	47	24.783	1:38.555	55	33.001	1:34.780	11	1 LAP	1:43.720	32	1 LAP	1:56.687
37	16.504	1:51.148	55	27.015	1:38.816	47	34.648	1:38.659	88	36.357	1:36.586	90	1 LAP	2:01.198
55	17.343	1:51.987	9	29.142	1:43.197	9	43.275	1:42.927	55	40.140	1:35.627	88	43.380	1:36.408
30	17.884	1:52.528	30	30.408	1:41.668	30	44.511	1:42.897	47	44.389	1:38.229	55	44.385	1:33.630
27	19.871	1:54.515	66	33.299	1:42.559	66	45.450	1:40.945	9	57.593	1:42.806	11	1 LAP	1:43.020
66	19.884	1:54.528	35	38.340	1:44.369	35	51.816	1:42.270	66	58.413	1:41.451	47	52.307	1:37.303
56	22.214	1:56.858	27	39.369	1:48.642	27	56.905	1:46.330	30	58.949	1:42.926	9	1:09.729	1:41.521
35	23.115	1:57.759	56	41.591	1:48.521	37	57.272	1:43.647	35	1:05.886	1:42.558	66	1:10.398	1:41.370
7	26.992	2:01.636	37	42.419	1:55.059	56	59.502	1:46.705	56	1:16.613	1:45.599	30	1:11.718	1:42.154
42	28.342	2:02.986	7	44.141	1:46.293	7	1:00.374	1:45.027	7	1:19.085	1:47.199	35	1:17.582	1:41.081
18	30.702	2:05.346	42	49.686	1:50.488	42	1:15.133	1:54.241	27	1:19.845	1:51.428			
90	33.205	2:07.849	18	55.170	1:53.612	18	1:22.478	1:56.102						
32	36.553	2:11.197	90	1:04.949	2:00.888									
			32	1:05.035	1:57.626									

Thruxton
 Circuit Length = 2.3560 miles
 Start: 12:07 End: 12:24

HSCC/FJHRA Millers Oils Historic Formula Junior Championship

RACE 8 - LAP CHART

Lap 6			Lap 7			Lap 8			Lap 9			Lap 10		
No	Behind	Laptime	No	Behind	Laptime	No	Behind	Laptime	No	Behind	Laptime	No	Behind	Laptime
57		1:29.117	57		1:29.711	57		1:30.390	57		1:27.755	57		1:28.079
84	4.251	1:28.388	84	3.230	1:28.690	32	2 LAPS	1:58.554	84	3.651	1:28.990	47	1 LAP	1:37.758
56	1 LAP	1:46.634	79	9.192	1:30.416	84	2.416	1:29.576	11	2 LAPS	1:45.553	84	4.961	1:29.389
7	1 LAP	1:46.976	62	9.839	1:31.378	90	2 LAPS	1:56.204	18	2 LAPS	1:55.855	79	15.121	1:31.191
62	8.172	1:29.864	51	13.470	1:31.438	66	1 LAP	1:41.947	79	12.009	1:31.687	62	15.651	1:29.625
27	1 LAP	1:46.837	56	1 LAP	1:46.579	9	1 LAP	1:41.614	62	14.105	1:33.271	11	2 LAPS	1:45.557
79	8.487	1:28.922	27	1 LAP	1:46.670	30	1 LAP	1:41.512	66	1 LAP	1:41.630	66	1 LAP	1:41.099
51	11.743	1:29.123	7	1 LAP	1:48.552	79	8.077	1:29.275	9	1 LAP	1:42.338	51	32.034	1:36.838
75	24.204	1:31.955	75	26.668	1:32.175	62	8.589	1:29.140	30	1 LAP	1:43.280	30	1 LAP	1:40.438
63	27.311	1:32.466	63	28.177	1:30.577	35	1 LAP	1:41.255	51	23.275	1:36.075	9	1 LAP	1:41.813
77	27.749	1:32.500	77	28.819	1:30.781	51	14.955	1:31.875	35	1 LAP	1:41.879	35	1 LAP	1:39.982
71	29.546	1:33.494	71	32.099	1:32.264	63	30.328	1:32.541	63	34.535	1:31.962	63	38.313	1:31.857
36	37.220	1:36.302	36	42.966	1:35.457	77	30.699	1:32.270	90	2 LAPS	1:58.774	77	38.514	1:31.750
42	1 LAP	1:53.603	55	54.935	1:34.879	75	31.577	1:35.299	77	34.843	1:31.899	75	39.133	1:32.042
18	1 LAP	1:54.452	88	59.431	1:38.250	71	34.083	1:32.374	32	2 LAPS	2:01.322	18	2 LAPS	1:57.042
55	49.767	1:34.499	42	1 LAP	1:52.022	56	1 LAP	1:46.307	75	35.170	1:31.348	71	49.589	1:39.103
88	50.892	1:36.629	47	1:11.869	1:39.456	27	1 LAP	1:43.342	71	38.565	1:32.237	32	2 LAPS	1:57.312
47	1:02.124	1:38.934	18	1 LAP	1:55.149	7	1 LAP	1:47.134	27	1 LAP	1:42.202	90	2 LAPS	1:57.541
32	1 LAP	1:57.201	11	1 LAP	1:46.599	36	48.220	1:35.644	56	1 LAP	1:44.840	36	1:06.722	1:38.245
11	1 LAP	1:44.031				55	57.437	1:32.892	36	56.556	1:36.091	55	1:09.016	1:34.608
90	1 LAP	1:57.744				88	1:03.860	1:34.819	7	1 LAP	1:45.991	27	1 LAP	1:44.946
66	1:22.604	1:41.323				47	1:19.888	1:38.409	55	1:02.487	1:32.805	56	1 LAP	1:47.060
9	1:24.327	1:43.715				42	1 LAP	1:50.519	88	1:11.127	1:35.022	88	1:18.325	1:35.277
30	1:24.585	1:41.984										7	1 LAP	1:47.714
35	1:29.311	1:40.846												

Thruxton
Circuit Length = 2.3560 miles
Start: 12:07 End: 12:24

Universal Racing Services Classic Formula Ford 2000 Championship
QUALIFYING FOR RACE 12 - CLASSIFICATION

POS	NO	CL	NAME	ENTRY	TIME	ON	LAPS	GAP	DIFF	MPH
1	55	A	Tony HANCOCK	Van Diemen RF82	1:20.896	14	14			104.84
2	4	A	Richard WALLINGTON	Van Diemen RF83	1:21.138	12	12	0.242	0.242	104.53
3	1	A	Clive WOOD	Van Diemen RF82	1:21.482	11	11	0.586	0.344	104.09
4	97	A	Lawrence DENNE	Van Deiman RF82	1:21.497	7	12	0.601	0.015	104.07
5	5	A	Andy HUXTABLE	Van Diemen RF83	1:21.676	7	13	0.780	0.179	103.84
6	7	A	Erik PAGANO	Van Diemen RF82	1:21.699	13	14	0.803	0.023	103.81
7	19	A	Scott TEMPLE	Van Diemen RF82	1:22.383	12	12	1.487	0.684	102.95
8	75	B	Colin WRIGHT	FF2000 Reynard	1:22.992	13	13	2.096	0.609	102.19
9	57	A	Chris LEVY	Van Diemen RF83	1:23.274	12	12	2.378	0.282	101.85
10	18	A	Tom POPE	Van Diemen RF81	1:24.263	7	7	3.367	0.989	100.65
11	49	A	Malcolm COOK	Van Diemen RF83	1:24.775	11	11	3.879	0.512	100.04
12	56	A	Paul BURT	Van Diemen RF82	1:25.042	5	11	4.146	0.267	99.73
13	48	A	Kevin LEWIS	Van Diemen RF82	1:25.051	10	12	4.155	0.009	99.72
14	43	B	Jan LANGDON	Reynard SF78	1:25.207	12	13	4.311	0.156	99.54
15	22	B	Derek WATLING	Reynard SG79	1:25.897	11	11	5.001	0.690	98.74
16	46	A	Paul ALLEN	Van Diemen RF81	1:27.053	3	3	6.157	1.156	97.42
17	54	A	Peter RICHARDS	Van Dieman RF 82	1:27.092	9	9	6.196	0.039	97.38
18	24	A	Michael BURROWS	Van Diemen RF82	1:27.984	12	12	7.088	0.892	96.39
19	98	A	Rodney TOFT	Van Diemen RF82	1:28.198	11	11	7.302	0.214	96.16
20	23	B	Terry SWINSON	Reynard SF79	1:28.763	10	10	7.867	0.565	95.55
21	15	A	John WILSON	Van Diemen RF82	1:29.072	5	7	8.176	0.309	95.22

Weather / Track : Sunny / Dry

These results are provisional until the conclusion of any judicial and technical matters.

Thruxton
 Circuit Length = 2.3560 miles
 Start: 15:26 End: 15:55

Clerk of Course :		Timekeeper :
-------------------	--	--------------

Universal Racing Services Classic Formula Ford 2000 Championship
QUALIFYING FOR RACE 12 - LAP ANALYSIS

1	Clive WOOD		Van Diemen RF82				
1 -	1:28.161	+ 6.679	15:30:59.440	7 -	1:22.137	+ 0.655	15:39:26.919
2 -	1:27.258	+ 5.776	15:32:26.698	8 -	10:13.613	+ 8:52.131	15:49:40.532
3 -	1:27.540	+ 6.058	15:33:54.238	9 -	1:21.706	+ 0.224	15:51:02.238
4 -	1:25.146	+ 3.664	15:35:19.384	10 -	1:37.196	+ 15.714	15:52:39.434
5 -	1:23.148	+ 1.666	15:36:42.532	11 -	1:21.482		15:54:00.916
6 -	1:22.250	+ 0.768	15:38:04.782				
4	Richard WALLINGTON		Van Diemen RF83				
1 -	1:31.557	+ 10.419	15:30:50.060	7 -	1:23.770	+ 2.632	15:39:15.338
2 -	1:27.334	+ 6.196	15:32:17.394	8 -	1:23.752	+ 2.614	15:40:39.090
3 -	1:24.063	+ 2.925	15:33:41.457	9 -	9:00.254	+ 7:39.116	15:49:39.344
4 -	1:24.376	+ 3.238	15:35:05.833	10 -	1:22.181	+ 1.043	15:51:01.525
5 -	1:23.094	+ 1.956	15:36:28.927	11 -	1:25.273	+ 4.135	15:52:26.798
6 -	1:22.641	+ 1.503	15:37:51.568	12 -	1:21.138		15:53:47.936
5	Andy HUXTABLE		Van Diemen RF83				
1 -	1:29.789	+ 8.113	15:30:47.380	8 -	1:24.175	+ 2.499	15:40:28.820
2 -	1:25.274	+ 3.598	15:32:12.654	9 -	9:04.852	+ 7:43.176	15:49:33.672
3 -	1:22.928	+ 1.252	15:33:35.582	10 -	1:25.560	+ 3.884	15:50:59.232
4 -	1:22.444	+ 0.768	15:34:58.026	11 -	1:23.554	+ 1.878	15:52:22.786
5 -	1:22.310	+ 0.634	15:36:20.336	12 -	1:22.194	+ 0.518	15:53:44.980
6 -	1:22.633	+ 0.957	15:37:42.969	13 -	1:24.701	+ 3.025	15:55:09.681
7 -	1:21.676		15:39:04.645				
7	Erik PAGANO		Van Diemen RF82				
1 -	1:28.221	+ 6.522	15:30:19.271	8 -	1:22.132	+ 0.433	15:40:02.369
2 -	1:24.879	+ 3.180	15:31:44.150	9 -	7:54.048	+ 6:32.349	15:47:56.417
3 -	1:23.763	+ 2.064	15:33:07.913	10 -	1:31.614	+ 9.915	15:49:28.031
4 -	1:23.927	+ 2.228	15:34:31.840	11 -	1:22.787	+ 1.088	15:50:50.818
5 -	1:22.975	+ 1.276	15:35:54.815	12 -	1:21.855	+ 0.156	15:52:12.673
6 -	1:23.482	+ 1.783	15:37:18.297	13 -	1:21.699		15:53:34.372
7 -	1:21.940	+ 0.241	15:38:40.237	14 -	1:57.401	+ 35.702	15:55:31.773
15	John WILSON		Van Diemen RF82				
1 -	1:37.826	+ 8.754	15:30:50.709	5 -	1:29.072		15:36:57.895
2 -	1:34.715	+ 5.643	15:32:25.424	6 -	1:30.526	+ 1.454	15:38:28.421
3 -	1:31.422	+ 2.350	15:33:56.846	7 -	1:31.042	+ 1.970	15:39:59.463
4 -	1:31.977	+ 2.905	15:35:28.823				
18	Tom POPE		Van Diemen RF81				
1 -	1:33.706	+ 9.443	15:30:27.511	5 -	1:27.867	+ 3.604	15:36:21.702
2 -	1:30.762	+ 6.499	15:31:58.273	6 -	1:27.152	+ 2.889	15:37:48.854
3 -	1:27.820	+ 3.557	15:33:26.093	7 -	1:24.263		15:39:13.117
4 -	1:27.742	+ 3.479	15:34:53.835				
19	Scott TEMPLE		Van Diemen RF82				
1 -	1:29.436	+ 7.053	15:30:29.196	7 -	1:24.260	+ 1.877	15:39:05.550
2 -	1:28.282	+ 5.899	15:31:57.478	8 -	1:24.978	+ 2.595	15:40:30.528
3 -	1:26.530	+ 4.147	15:33:24.008	9 -	9:07.525	+ 7:45.142	15:49:38.053
4 -	1:25.282	+ 2.899	15:34:49.290	10 -	1:23.131	+ 0.748	15:51:01.184
5 -	1:26.882	+ 4.499	15:36:16.172	11 -	1:26.037	+ 3.654	15:52:27.221
6 -	1:25.118	+ 2.735	15:37:41.290	12 -	1:22.383		15:53:49.604
22	Derek WATLING		Reynard SG79				
1 -	1:32.539	+ 6.642	15:31:00.085	7 -	1:34.295	+ 8.398	15:40:22.556
2 -	1:31.027	+ 5.130	15:32:31.112	8 -	9:58.094	+ 8:32.197	15:50:20.650
3 -	1:53.222	+ 27.325	15:34:24.334	9 -	1:27.987	+ 2.090	15:51:48.637
4 -	1:27.907	+ 2.010	15:35:52.241	10 -	1:26.011	+ 0.114	15:53:14.648
5 -	1:27.814	+ 1.917	15:37:20.055	11 -	1:25.897		15:54:40.545
6 -	1:28.206	+ 2.309	15:38:48.261				

Thruxton
Circuit Length = 2.3560 miles
Start: 15:26 End: 15:55

Universal Racing Services Classic Formula Ford 2000 Championship
QUALIFYING FOR RACE 12 - LAP ANALYSIS

23	Terry SWINSON		Reynard SF79				
1 -	1:45.925	+ 17.162	15:31:25.338	6 -	1:31.076	+ 2.313	15:39:20.669
2 -	1:38.858	+ 10.095	15:33:04.196	7 -	10:41.003	+ 9:12.240	15:50:01.672
3 -	1:36.256	+ 7.493	15:34:40.452	8 -	1:29.751	+ 0.988	15:51:31.423
4 -	1:35.719	+ 6.956	15:36:16.171	9 -	1:34.491	+ 5.728	15:53:05.914
5 -	1:33.422	+ 4.659	15:37:49.593	10 -	1:28.763		15:54:34.677
24	Michael BURROWS		Van Diemen RF82				
1 -	1:40.969	+ 12.985	15:30:50.106	7 -	1:28.034	+ 0.050	15:39:55.525
2 -	1:34.433	+ 6.449	15:32:24.539	8 -	7:58.058	+ 6:30.074	15:47:53.583
3 -	1:31.131	+ 3.147	15:33:55.670	9 -	1:37.835	+ 9.851	15:49:31.418
4 -	1:34.538	+ 6.554	15:35:30.208	10 -	1:28.742	+ 0.758	15:51:00.160
5 -	1:28.786	+ 0.802	15:36:58.994	11 -	1:28.444	+ 0.460	15:52:28.604
6 -	1:28.497	+ 0.513	15:38:27.491	12 -	1:27.984		15:53:56.588
43	Jan LANGDON		Reynard SF78				
1 -	1:38.103	+ 12.896	15:30:49.176	8 -	8:07.137	+ 6:41.930	15:47:49.337
2 -	1:30.385	+ 5.178	15:32:19.561	9 -	1:38.688	+ 13.481	15:49:28.025
3 -	1:31.621	+ 6.414	15:33:51.182	10 -	1:25.952	+ 0.745	15:50:53.977
4 -	1:29.881	+ 4.674	15:35:21.063	11 -	1:25.333	+ 0.126	15:52:19.310
5 -	1:27.848	+ 2.641	15:36:48.911	12 -	1:25.207		15:53:44.517
6 -	1:26.181	+ 0.974	15:38:15.092	13 -	1:26.041	+ 0.834	15:55:10.558
7 -	1:27.108	+ 1.901	15:39:42.200				
46	Paul ALLEN		Van Diemen RF81				
1 -	1:28.859	+ 1.806	15:30:56.604	3 -	1:27.053		15:33:50.814
2 -	1:27.157	+ 0.104	15:32:23.761				
48	Kevin LEWIS		Van Diemen RF82				
1 -	1:31.981	+ 6.930	15:31:03.123	7 -	1:25.911	+ 0.860	15:39:54.431
2 -	1:29.609	+ 4.558	15:32:32.732	8 -	9:31.991	+ 8:06.940	15:49:26.422
3 -	1:32.298	+ 7.247	15:34:05.030	9 -	1:25.716	+ 0.665	15:50:52.138
4 -	1:29.214	+ 4.163	15:35:34.244	10 -	1:25.051		15:52:17.189
5 -	1:27.180	+ 2.129	15:37:01.424	11 -	1:26.123	+ 1.072	15:53:43.312
6 -	1:27.096	+ 2.045	15:38:28.520	12 -	1:25.946	+ 0.895	15:55:09.258
49	Malcolm COOK		Van Diemen RF83				
1 -	1:35.341	+ 10.566	15:30:58.823	7 -	1:28.439	+ 3.664	15:39:57.942
2 -	1:30.918	+ 6.143	15:32:29.741	8 -	9:32.173	+ 8:07.398	15:49:30.115
3 -	1:31.308	+ 6.533	15:34:01.049	9 -	1:26.361	+ 1.586	15:50:56.476
4 -	1:29.956	+ 5.181	15:35:31.005	10 -	1:27.449	+ 2.674	15:52:23.925
5 -	1:29.122	+ 4.347	15:37:00.127	11 -	1:24.775		15:53:48.700
6 -	1:29.376	+ 4.601	15:38:29.503				
54	Peter RICHARDS		Van Dieman RF 82				
1 -	1:31.648	+ 4.556	15:34:07.207	6 -	9:30.951	+ 8:03.859	15:49:33.046
2 -	1:30.071	+ 2.979	15:35:37.278	7 -	1:27.258	+ 0.166	15:51:00.304
3 -	1:28.763	+ 1.671	15:37:06.041	8 -	1:28.696	+ 1.604	15:52:29.000
4 -	1:27.940	+ 0.848	15:38:33.981	9 -	1:27.092		15:53:56.092
5 -	1:28.114	+ 1.022	15:40:02.095				
55	Tony HANCOCK		Van Diemen RF82				
1 -	1:31.071	+ 10.175	15:30:50.854	8 -	1:22.095	+ 1.199	15:40:42.765
2 -	1:29.684	+ 8.788	15:32:20.538	9 -	7:24.400	+ 6:03.504	15:48:07.165
3 -	1:25.144	+ 4.248	15:33:45.682	10 -	1:26.791	+ 5.895	15:49:33.956
4 -	1:22.811	+ 1.915	15:35:08.493	11 -	1:24.923	+ 4.027	15:50:58.879
5 -	1:28.615	+ 7.719	15:36:37.108	12 -	1:22.537	+ 1.641	15:52:21.416
6 -	1:21.903	+ 1.007	15:37:59.011	13 -	1:22.175	+ 1.279	15:53:43.591
7 -	1:21.659	+ 0.763	15:39:20.670	14 -	1:20.896		15:55:04.487
56	Paul BURT		Van Diemen RF82				
1 -	1:30.519	+ 5.477	15:30:50.215	7 -	1:25.311	+ 0.269	15:39:29.585
2 -	1:30.314	+ 5.272	15:32:20.529	8 -	10:35.920	+ 9:10.878	15:50:05.505

Thruxton
Circuit Length = 2.3560 miles
Start: 15:26 End: 15:55


Universal Racing Services Classic Formula Ford 2000 Championship
QUALIFYING FOR RACE 12 - LAP ANALYSIS

3 -	1:27.621	+ 2.579	15:33:48.150	9 -	1:28.455	+ 3.413	15:51:33.960
4 -	1:25.918	+ 0.876	15:35:14.068	10 -	1:25.774	+ 0.732	15:52:59.734
5 -	1:25.042		15:36:39.110	11 -	1:25.160	+ 0.118	15:54:24.894
6 -	1:25.164	+ 0.122	15:38:04.274				
57	Chris LEVY			Van Diemen RF83			
1 -	1:32.846	+ 9.572	15:30:29.154	7 -	1:24.709	+ 1.435	15:39:12.176
2 -	1:30.808	+ 7.534	15:31:59.962	8 -	1:24.012	+ 0.738	15:40:36.188
3 -	1:27.443	+ 4.169	15:33:27.405	9 -	9:04.193	+ 7:40.919	15:49:40.381
4 -	1:26.392	+ 3.118	15:34:53.797	10 -	1:24.938	+ 1.664	15:51:05.319
5 -	1:25.965	+ 2.691	15:36:19.762	11 -	1:31.203	+ 7.929	15:52:36.522
6 -	1:27.705	+ 4.431	15:37:47.467	12 -	1:23.274		15:53:59.796
75	Colin WRIGHT			FF2000 Reynard			
1 -	1:28.009	+ 5.017	15:30:15.414	8 -	1:23.689	+ 0.697	15:40:10.959
2 -	1:27.643	+ 4.651	15:31:43.057	9 -	7:47.810	+ 6:24.818	15:47:58.769
3 -	1:26.020	+ 3.028	15:33:09.077	10 -	1:33.488	+ 10.496	15:49:32.257
4 -	1:25.108	+ 2.116	15:34:34.185	11 -	1:28.046	+ 5.054	15:51:00.303
5 -	1:23.874	+ 0.882	15:35:58.059	12 -	1:34.536	+ 11.544	15:52:34.839
6 -	1:23.950	+ 0.958	15:37:22.009	13 -	1:22.992		15:53:57.831
7 -	1:25.261	+ 2.269	15:38:47.270				
97	Lawrence DENNE			Van Deiman RF82			
1 -	1:34.273	+ 12.776	15:30:45.596	7 -	1:21.497		15:39:06.637
2 -	1:26.182	+ 4.685	15:32:11.778	8 -	1:23.280	+ 1.783	15:40:29.917
3 -	1:24.501	+ 3.004	15:33:36.279	9 -	9:04.908	+ 7:43.411	15:49:34.825
4 -	1:22.756	+ 1.259	15:34:59.035	10 -	1:23.896	+ 2.399	15:50:58.721
5 -	1:23.288	+ 1.791	15:36:22.323	11 -	1:23.521	+ 2.024	15:52:22.242
6 -	1:22.817	+ 1.320	15:37:45.140	12 -	1:22.398	+ 0.901	15:53:44.640
98	Rodney TOFT			Van Diemen RF82			
1 -	1:35.914	+ 7.716	15:30:53.301	7 -	1:28.245	+ 0.047	15:39:54.827
2 -	1:31.570	+ 3.372	15:32:24.871	8 -	9:34.446	+ 8:06.248	15:49:29.273
3 -	1:31.466	+ 3.268	15:33:56.337	9 -	1:30.448	+ 2.250	15:50:59.721
4 -	1:31.653	+ 3.455	15:35:27.990	10 -	1:30.622	+ 2.424	15:52:30.343
5 -	1:29.545	+ 1.347	15:36:57.535	11 -	1:28.198		15:53:58.541
6 -	1:29.047	+ 0.849	15:38:26.582				

Thruxton
 Circuit Length = 2.3560 miles
 Start: 15:26 End: 15:55

Universal Racing Services Classic Formula Ford 2000 Championship

RACE 12 - GRID

ROW 11	1:29.072 15 John WILSON		
ROW 10		1:28.198 98 Rodney TOFT	1:28.763 23 Terry SWINSON
ROW 9	1:27.092 54 Peter RICHARDS		1:27.984 24 Michael BURROWS
ROW 8		1:25.897 22 Derek WATLING	1:27.053 46 Paul ALLEN
ROW 7	1:25.051 48 Kevin LEWIS		1:25.207 43 Jan LANGDON
ROW 6		1:24.775 49 Malcolm COOK	1:25.042 56 Paul BURT
ROW 5	1:23.274 57 Chris LEVY		1:24.263 18 Tom POPE
ROW 4		1:22.383 19 Scott TEMPLE	1:22.992 75 Colin WRIGHT
ROW 3	1:21.676 5 Andy HUXTABLE		1:21.699 7 Erik PAGANO
ROW 2		1:21.482 1 Clive WOOD	1:21.497 97 Lawrence DENNE
ROW 1	1:20.896 55 Tony HANCOCK		1:21.138 4 Richard WALLINGTON
Pole			
			

Thruxton
Circuit Length = 2.3560 miles

These results are provisional until the conclusion of any judicial and technical matters.

Clerk of Course :		Timekeeper :
-------------------	--	--------------

Universal Racing Services Classic Formula Ford 2000 Championship

RACE 12 - CLASSIFICATION

POS	NO	CL	NAME	ENTRY	LAPS	TIME	GAP	DIFF	MPH	BEST	ON
1	55	A	Tony HANCOCK	Van Diemen RF82	12	16:25.657			103.25	1:20.835	6
2	4	A	Richard WALLINGTON	Van Diemen RF83	12	16:27.603	1.946	1.946	103.05	1:20.972	6
3	7	A	Erik PAGANO	Van Diemen RF82	12	16:27.691	2.034	0.088	103.04	1:20.713	10
4	5	A	Andy HUXTABLE	Van Diemen RF83	12	16:27.834	2.177	0.143	103.03	1:20.701	10
5	1	A	Clive WOOD	Van Diemen RF82	12	16:36.395	10.738	8.561	102.14	1:20.802	12
6	97	A	Lawrence DENNE	Van Deiman RF82	12	16:37.242	11.585	0.847	102.06	1:21.235	12
7	19	A	Scott TEMPLE	Van Diemen RF82	12	16:48.380	22.723	11.138	100.93	1:22.724	11
8	18	A	Tom POPE	Van Diemen RF81	12	17:00.192	34.535	11.812	99.76	1:23.516	8
9	75	B	Colin WRIGHT	FF2000 Reynard	12	17:04.397	38.740	4.205	99.35	1:23.590	11
10	56	A	Paul BURT	Van Diemen RF82	12	17:12.022	46.365	7.625	98.62	1:23.611	6
11	57	A	Chris LEVY	Van Diemen RF83	12	17:12.939	47.282	0.917	98.53	1:24.193	12
12	48	A	Kevin LEWIS	Van Diemen RF82	12	17:21.520	55.863	8.581	97.72	1:23.428	11
13	22	B	Derek WATLING	Reynard SG79	12	17:36.182	1:10.525	14.662	96.36	1:25.006	9
14	24	A	Michael BURROWS	Van Diemen RF82	12	18:50.888	2:25.231	1:14.706	89.99	1:27.760	2
15	98	A	Rodney TOFT	Van Diemen RF82	12	18:53.251	2:27.594	2.363	89.81	1:26.210	10
16	43	B	Jan LANGDON	Reynard SF78	11	16:26.602	1 lap	1 lap	94.56	1:25.809	10
17	54	A	Peter RICHARDS	Van Dieman RF 82	11	16:27.690	1 lap	1.088	94.46	1:25.529	10
18	46	A	Paul ALLEN	Van Diemen RF81	11	16:32.896	1 lap	5.206	93.96	1:27.717	10
19	23	B	Terry SWINSON	Reynard SF79	11	16:33.367	1 lap	0.471	93.92	1:26.898	10
20	15	A	John WILSON	Van Diemen RF82	11	17:22.301	1 lap	48.934	89.51	1:25.774	8

NOT CLASSIFIED

DNF	49	A	Malcolm COOK	Van Diemen RF83	3	4:31.814	9 laps	8 laps	93.61	1:27.089	3
-----	----	---	---------------------	-----------------	---	----------	---------------	--------	-------	----------	---

FASTEST LAP

5	A	Andy HUXTABLE	Van Diemen RF83	10	1:20.701	105.09 mph	169.13 kph
75	B	Colin WRIGHT	FF2000 Reynard	11	1:23.590	101.46 mph	163.29 kph

Weather / Track : Bright / Dry

These results are provisional until the conclusion of any judicial and technical matters.

Thruxton
Circuit Length = 2.3560 miles
Start: 16:27 End: 16:46

Clerk of Course :

Timekeeper :

Universal Racing Services Classic Formula Ford 2000 Championship

RACE 12 - LAP CHART

Lap 1			Lap 2			Lap 3			Lap 4			Lap 5		
No	Behind	Laptime	No	Behind	Laptime	No	Behind	Laptime	No	Behind	Laptime	No	Behind	Laptime
4		1:28.339	4		1:22.141	4		1:22.015	4		1:21.695	4		1:21.525
55	0.492	1:28.831	55	0.260	1:21.909	55	0.319	1:22.074	55	0.118	1:21.494	55	0.480	1:21.887
7	0.664	1:29.003	7	0.863	1:22.340	7	0.714	1:21.866	7	1.023	1:22.004	7	1.027	1:21.529
5	1.165	1:29.504	5	1.503	1:22.479	5	1.168	1:21.680	5	1.153	1:21.680	5	1.365	1:21.737
1	3.788	1:32.127	1	5.822	1:24.175	1	6.946	1:23.139	1	8.035	1:22.784	1	9.144	1:22.634
19	4.200	1:32.539	19	6.384	1:24.325	97	7.602	1:22.905	97	8.475	1:22.568	97	9.618	1:22.668
97	4.456	1:32.795	97	6.712	1:24.397	19	8.673	1:24.304	19	10.039	1:23.061	19	11.563	1:23.049
18	5.880	1:34.219	18	9.135	1:25.396	18	11.972	1:24.852	18	15.051	1:24.774	18	17.350	1:23.824
75	6.398	1:34.737	75	10.036	1:25.779	56	13.210	1:24.612	56	15.631	1:24.116	56	18.257	1:24.151
56	6.907	1:35.246	56	10.613	1:25.847	75	13.578	1:25.557	75	16.443	1:24.560	75	19.506	1:24.588
57	7.906	1:36.245	57	11.871	1:26.106	57	16.122	1:26.266	57	20.410	1:25.983	57	24.364	1:25.479
24	8.541	1:36.880	24	14.160	1:27.760	49	19.319	1:27.089	48	27.701	1:27.983	48	31.211	1:25.035
49	8.637	1:36.976	49	14.245	1:27.749	48	21.413	1:28.365	24	30.104	1:28.793	24	37.384	1:28.805
46	9.837	1:38.176	48	15.063	1:27.018	24	23.006	1:30.861	15	30.661	1:28.652	22	38.958	1:27.144
48	10.186	1:38.525	15	16.233	1:28.187	15	23.704	1:29.486	22	33.339	1:28.949	46	41.729	1:29.498
15	10.187	1:38.526	46	17.857	1:30.161	46	25.872	1:30.030	46	33.756	1:29.579	43	42.056	1:29.059
43	11.005	1:39.344	43	18.470	1:29.606	22	26.085	1:28.413	43	34.522	1:29.228	98	42.415	1:28.982
22	11.957	1:40.296	98	18.836	1:28.595	43	26.989	1:30.534	98	34.958	1:29.410	23	44.113	1:28.348
98	12.382	1:40.721	22	19.687	1:29.871	98	27.243	1:30.422	23	37.290	1:29.041	54	51.363	1:26.633
54	13.602	1:41.941	54	20.147	1:28.686	23	29.944	1:30.211	54	46.255	1:28.808			
23	13.603	1:41.942	23	21.748	1:30.286	54	39.142	1:41.010						

Thrupton
 Circuit Length = 2.3560 miles
 Start: 16:27 End: 16:46

Universal Racing Services Classic Formula Ford 2000 Championship

RACE 12 - LAP CHART

Lap 6			Lap 7			Lap 8			Lap 9			Lap 10		
No	Behind	Laptime	No	Behind	Laptime	No	Behind	Laptime	No	Behind	Laptime	No	Behind	Laptime
4		1:20.972	4		1:22.026	55		1:21.317	55		1:20.890	55		1:20.924
55	0.343	1:20.835	55	0.162	1:21.845	4	0.005	1:21.484	4	0.868	1:21.753	4	1.331	1:21.387
7	2.296	1:22.241	5	1.949	1:21.443	5	1.812	1:21.342	5	2.126	1:21.204	5	1.903	1:20.701
5	2.532	1:22.139	7	2.384	1:22.114	7	2.378	1:21.473	7	2.507	1:21.019	7	2.296	1:20.713
97	10.849	1:22.203	97	10.624	1:21.801	97	10.700	1:21.555	97	11.565	1:21.755	97	11.936	1:21.295
1	11.252	1:23.080	1	11.682	1:22.456	1	11.980	1:21.777	1	12.290	1:21.200	1	12.338	1:20.972
19	13.496	1:22.905	19	14.652	1:23.182	19	16.239	1:23.066	19	18.496	1:23.147	19	20.439	1:22.867
18	20.459	1:24.081	18	21.965	1:23.532	18	24.002	1:23.516	18	26.784	1:23.672	18	29.414	1:23.554
56	20.896	1:23.611	75	25.139	1:24.272	75	27.871	1:24.211	75	31.415	1:24.434	75	34.585	1:24.094
15	1 LAP	2:33.154 P	56	30.374	1:31.504	56	34.272	1:25.377	56	37.873	1:24.491	56	41.548	1:24.599
75	22.893	1:24.359	57	31.516	1:24.994	57	34.926	1:24.889	57	38.451	1:24.415	57	42.374	1:24.847
57	28.548	1:25.156	15	1 LAP	1:32.672	15	1 LAP	1:26.007	15	1 LAP	1:25.774	15	1 LAP	1:27.178
48	35.027	1:24.788	48	37.188	1:24.187	48	39.295	1:23.586	48	42.122	1:23.717	48	52.483	1:31.285
22	44.922	1:26.936	22	48.466	1:25.570	22	52.497	1:25.510	22	56.613	1:25.006	22	1:02.472	1:26.783
24	45.773	1:29.361	24	51.540	1:27.793	24	58.145	1:28.084	24	1:05.456	1:28.201	24	1:14.576	1:30.044
46	49.653	1:28.896	46	56.271	1:28.644	98	1:04.497	1:29.612	98	1:11.567	1:27.960	98	1:16.853	1:26.210
43	50.378	1:29.294	98	56.364	1:27.527	46	1:05.461	1:30.669	43	1:12.945	1:28.085	43	1:17.830	1:25.809
98	50.863	1:29.420	43	57.154	1:28.802	43	1:05.750	1:30.075	54	1:13.842	1:28.805	54	1:18.447	1:25.529
23	51.327	1:28.186	23	57.681	1:28.380	54	1:05.927	1:27.036	46	1:14.299	1:29.728	46	1:21.092	1:27.717
54	56.623	1:26.232	54	1:00.370	1:25.773	23	1:06.628	1:30.426	23	1:16.690	1:30.952			

Thruxton
 Circuit Length = 2.3560 miles
 Start: 16:27 End: 16:46

Universal Racing Services Classic Formula Ford 2000 Championship
RACE 12 - LAP CHART

Lap 11			Lap 12		
No	Behind	Laptime	No	Behind	Laptime
55		1:21.663	55		1:21.988
23	1 LAP	1:26.898	43	1 LAP	1:26.766
4	1.222	1:21.554	4	1.946	1:22.712
7	1.679	1:21.046	54	1 LAP	1:27.237
5	2.273	1:22.033	7	2.034	1:22.343
1	11.924	1:21.249	5	2.177	1:21.892
97	12.338	1:22.065	46	1 LAP	1:29.798
19	21.500	1:22.724	23	1 LAP	1:28.697
18	31.924	1:24.173	1	10.738	1:20.802
75	36.512	1:23.590	97	11.585	1:21.235
56	44.414	1:24.529	19	22.723	1:23.211
57	45.077	1:24.366	18	34.535	1:24.599
15	1 LAP	1:26.804	75	38.740	1:24.216
48	54.248	1:23.428	56	46.365	1:23.939
22	1:06.488	1:25.679	57	47.282	1:24.193
24	1:21.703	1:28.790	48	55.863	1:23.603
98	1:21.934	1:26.744	15	1 LAP	1:25.861
			22	1:10.525	1:26.025
			24	2:25.231	2:25.516
			98	2:27.594	2:27.648

Thruxton
 Circuit Length = 2.3560 miles
 Start: 16:27 End: 16:46