



Historic Race Meeting


Snetterton
11 – 12 June 2011



Timing and Results by MST SYSTEMS Ltd
www.mstworld.com



Snetterton
11-12th June 2011



HSCC Historic Road Sports supported by Moss Europe Ltd
RACE 1 - QUALIFYING - Snetterton - 11/12 June 2011

POS	NO	CL	DRIVER(S)	CAR	TIME	LAPS	GAP	MPH
1	46	C	Tooms	Lotus Elan	2:17.686	8		78.17
2	65	G	Thompson	Marcos 1800GT	2:19.182	8	1.496	77.33
3	50	C	Watts/Watts	Lotus Elan	2:23.149	7	5.463	75.19
4	2	C	Barrie	Lotus 7	2:24.438	7	6.752	74.52
5	6	C	Kennedy	Lotus Elan S4	2:26.934	7	9.248	73.25
6	15	A	Eagles	De Tomaso Mangusta	2:30.788	7	13.102	71.38
7	90	D	Bernberg	Porsche 911	2:30.819	7	13.133	71.37
8	71	E	Coffey	Turner Mk1	2:31.095	5	13.409	71.24
9	31	E	Burford	MG Lenham Le Mans coupe	2:32.657	7	14.971	70.51
10	85	C	Smith/Naveai	Lotus 36	2:32.896	6	15.210	70.40
11	80	D	Shaw	Porsche 911E	2:33.240	7	15.554	70.24
12	17	A	Simmonds	Ford Mustang	2:33.904	7	16.218	69.94
13	45	D	Denekamp	Alfa Romeo GTV	2:44.107	6	26.421	65.59
14	35	D	Disbrow	Turner Mk 2	2:49.629	6	31.943	63.45

Car 69 started, did not complete a lap.
 Weather/Track: Sun/Dry

Snetterton 300
 Circuit Length = 2.9900 miles.
 Start: 09:00 End: 09:30

Clerk of the Course:		Timekeeper:
----------------------	--	-------------

HSCC Historic Road Sports supported by Moss Europe Ltd
RACE 1 - QUALIFYING LAP ANALYSIS - Snetterton - 11/12 June 2011

2	Barrie	Lotus 7
1 - X:00.000	6 - X:00.000	
2 - 2:28.668	7 - 2:26.688	
3 - 2:25.013		
4 - 2:24.438		
5 - 2:25.816		
6	Kennedy	Lotus Elan S4
1 - X:00.000	6 - X:00.000	
2 - 2:32.481	7 - 2:28.392	
3 - 2:29.862		
4 - 2:27.207		
5 - 2:26.934		
15	Eagles	De Tomaso Mangusta
1 - X:00.000	6 - X:00.000	
2 - 2:39.020	7 - 2:30.788	
3 - 2:38.502		
4 - 2:35.885		
5 - 2:36.098		
17	Simmonds	Ford Mustang
1 - X:00.000	6 - X:00.000	
2 - 2:41.028	7 - 2:33.904	
3 - 2:39.804		
4 - 2:36.182		
5 - 2:38.573		
31	Burford	MG Lenham Le Mans coupe
1 - X:00.000	6 - X:00.000	
2 - 2:38.540	7 - 2:32.657	
3 - 2:35.429		
4 - 2:32.671		
5 - 2:33.026		
35	Disbrow	Turner Mk 2
1 - X:00.000	6 - 2:49.629	
2 - 3:03.756		
3 - 2:56.160		
4 - 2:52.473		
5 - X:00.000		

Weather/Track: Sun/Dry

www.mstworld.com

Page 1 of 3

Snetterton 300
 Circuit Length = 2.9900 miles.
 Start: 09:00 End: 09:30

Printed - 09:34 Saturday, 11 June 2011


HSCC Historic Road Sports supported by Moss Europe Ltd
RACE 1 - QUALIFYING LAP ANALYSIS - Snetterton - 11/12 June 2011
 (contd.)

45	Denekamp	Alfa Romeo GTV
1 - X:00.000	6 - 2:44.107	
2 - 2:50.978		
3 - 2:49.427		
4 - 2:46.747		
5 - X:00.000		
46	Tooms	Lotus Elan
1 - X:00.000	6 - 2:19.408	
2 - 2:22.330	7 - X:00.000	
3 - 2:19.335	8 - 2:17.686	
4 - 2:18.997		
5 - 2:18.839		
50	Watts/Watts	Lotus Elan
1 - X:00.000	6 - X:00.000	
2 - 2:31.232	7 - 2:23.149	
3 - 2:31.468		
4 - 2:31.084		
5 - 3:40.231P		
65	Thompson	Marcos 1800GT
1 - X:00.000	6 - 2:19.182	
2 - 2:22.903	7 - X:00.000	
3 - 2:20.007	8 - 2:23.068	
4 - 2:19.540		
5 - 2:19.431		
69	Shepherd	Lotus Seven S2
71	Coffey	Turner Mk1
1 - X:00.000		
2 - 2:39.450		
3 - 2:35.021		
4 - 2:31.095		
5 - 2:31.479		

HSCC Historic Road Sports supported by Moss Europe Ltd
RACE 1 - QUALIFYING LAP ANALYSIS - Snetterton - 11/12 June 2011
 (contd.)

80	Shaw	Porsche 911E
1 - X:00.000	6 - X:00.000	
2 - 2:44.350	7 - 2:33.256	
3 - 2:39.685		
4 - 2:38.384		
5 - 2:33.240		
85	Smith/Naveai	Lotus 36
1 - X:00.000	6 - 2:32.896	
2 - 2:36.845		
3 - 2:35.464		
4 - 2:33.014		
5 - X:00.000		
90	Bernberg	Porsche 911
1 - X:00.000	6 - X:00.000	
2 - 2:51.117	7 - 2:30.819	
3 - 2:35.747		
4 - 2:32.831		
5 - 2:31.787		

HSCC Historic Road Sports supported by Moss Europe Ltd
RACE 1 - GRID - Snetterton - 11/12 June 2011

ROW 8	69	Shepherd		
ROW 7	45	Denekamp	35	Disbrow
ROW 6	80	Shaw	17	Simmonds
ROW 5	31	Burford	85	Smith/Naveai
ROW 4	90	Bernberg	71	Coffey
ROW 3	6	Kennedy	15	Eagles
ROW 2	50	Watts/Watts	2	Barrie
ROW 1	46	Tooms	65	Thompson
POLE				
				

Weather/Track: Sun/Dry

These results are provisional until the conclusion of any judicial and technical matters.

Snetterton 300

Circuit Length = 2.9900 miles.

Start: 09:00 End: 09:30

Clerk of the Course:

Timekeeper:

HSCC Historic Road Sports supported by Moss Europe Ltd
RACE 1 - CLASSIFICATION - Snetterton - 11/12 June 2011

POS	NO	CL	DRIVER(S)	CAR	TIME	LAPS	GAP	MPH	BEST
1	46	C	Tooms	Lotus Elan	41:49.995	15		64.32	2:16.404
2	65	G	Thompson	Marcos 1800GT	41:50.105	15	0.110	64.32	2:18.239
3	6	C	Kennedy	Lotus Elan S4	42:08.677	15	18.682	63.85	2:22.904
4	69	C	Shepherd	Lotus Seven S2	42:09.531	15	19.536	63.83	2:22.695
5	17	A	Simmonds	Ford Mustang	42:16.474	15	26.479	63.65	2:29.433
6	85	C	Smith/Naveai	Lotus 36	42:19.700	15	29.705	63.57	2:26.047
7	50	C	Watts/Watts	Lotus Elan	42:15.439	14	1 LAP	59.43	2:21.981
8	90	D	Bernberg	Porsche 911	42:16.368	14	1 LAP	59.41	2:28.505
9	15	A	Eagles	De Tomaso Mangusta	42:32.793	14	1 LAP	59.03	2:31.399
10	80	D	Shaw	Porsche 911E	42:35.518	14	1 LAP	58.96	2:33.262
11	45	D	Denekamp	Alfa Romeo GTV	42:36.644	13	2 LAPS	54.73	2:41.781
12	35	D	Disbrow	Turner Mk 2	42:37.383	13	2 LAPS	54.71	2:41.235

NOT CLASSIFIED

31	E	Burford	MG Lenham Le Mans coupe	18:28.710	7	D.N.F.	67.96	2:31.299
2	C	Barrie	Lotus 7	2:27.979	1	D.N.F.	72.74	2:27.979

FASTEST LAP

46	C	Tooms	Lotus Elan	2:16.404	9	78.91mph	126.99kph
65	G	Thompson	Marcos 1800GT	2:18.239	5	77.86mph	125.31kph
90	D	Bernberg	Porsche 911	2:28.505	6	72.48mph	116.64kph
17	A	Simmonds	Ford Mustang	2:29.433	15	72.03mph	115.92kph
31	E	Burford	MG Lenham Le Mans coupe	2:31.299	3	71.14mph	114.49kph

Weather/Track: Sun/Dry

These results are provisional until the conclusion of any judicial and technical matters.

Snetterton 300
 Circuit Length = 2.9900 miles.
 Start: 11:28 End: 12:10

Clerk of the Course:	Timekeeper:
----------------------	-------------

HSCC Historic Road Sports supported by Moss Europe Ltd
RACE 1 - LAP ANALYSIS - Snetterton - 11/12 June 2011

2	Barrie	Lotus 7		
1 - 2:27.979				
6	Kennedy	Lotus Elan S4		
1 - 2:31.336 6 - 2:23.952 11 - 2:35.662 2 - 2:24.285 7 - 2:26.288 12 - 3:57.052 3 - 2:23.764 8 - 2:24.469 13 - 4:36.987 4 - 2:23.057 9 - 3:42.532P 14 - 2:33.135 5 - 2:24.863 10 - 2:58.391 15 - 2:22.904				
15	Eagles	De Tomaso Mangusta		
1 - 3:02.478 6 - 2:32.054 11 - 4:13.814 2 - 2:41.439 7 - 3:52.918P 12 - 4:38.178 3 - 2:31.399 8 - 2:39.416 13 - 2:43.888 4 - 2:54.209 9 - 2:42.906 14 - 2:36.649 5 - 2:32.333 10 - 2:51.112				
17	Simmonds	Ford Mustang		
1 - 2:44.202 6 - 2:30.611 11 - 2:44.809 2 - 2:33.204 7 - 2:31.347 12 - 3:07.486 3 - 2:30.912 8 - 2:30.128 13 - 4:29.717 4 - 2:31.192 9 - 2:32.538 14 - 2:36.046 5 - 2:30.684 10 - 3:54.165P 15 - 2:29.433				
31	Burford	MG Lenham Le Mans coupe		
1 - 3:17.663 6 - 2:31.421 2 - 2:32.081 7 - 2:32.383 3 - 2:31.299 4 - 2:31.304 5 - 2:32.559				
35	Disbrow	Turner Mk 2		
1 - 2:52.497 6 - 4:08.889P 11 - 4:47.060 2 - 2:45.328 7 - 2:45.254 12 - 2:46.460 3 - 2:44.206 8 - 2:41.464 13 - 2:41.523 4 - 2:43.164 9 - 3:34.977 5 - 2:41.235 10 - 5:25.326				

Weather/Track: Sun/Dry

www.mstworld.com

Page 1 of 3

Snetterton 300
Circuit Length = 2.9900 miles.
Start: 11:28 End: 12:10
Printed - 12:12 Saturday, 11 June 2011

HSCC Historic Road Sports supported by Moss Europe Ltd

RACE 1 - LAP ANALYSIS - Snetterton - 11/12 June 2011

(contd.)

45	Denekamp	Alfa Romeo GTV			
1 -	2:59.131	6 -	4:05.169P	11 -	4:44.681
2 -	2:46.529	7 -	2:48.157	12 -	2:46.633
3 -	2:44.316	8 -	2:46.591	13 -	2:41.781
4 -	2:43.409	9 -	3:20.764		
5 -	2:43.635	10 -	5:25.848		
46	Tooms	Lotus Elan			
1 -	2:25.427	6 -	2:17.718	11 -	4:53.112P
2 -	2:18.547	7 -	2:25.160	12 -	4:24.040
3 -	2:17.930	8 -	2:17.930	13 -	4:39.575
4 -	2:18.851	9 -	2:16.404	14 -	2:20.761
5 -	2:18.475	10 -	2:18.099	15 -	2:17.966
50	Watts/Watts	Lotus Elan			
1 -	2:30.520	6 -	2:22.742	11 -	5:24.115
2 -	2:23.122	7 -	2:23.227	12 -	4:48.777
3 -	2:22.769	8 -	3:48.469P	13 -	2:36.842
4 -	2:21.981	9 -	2:41.752	14 -	2:29.909
5 -	2:22.301	10 -	3:38.913		
65	Thompson	Marcos 1800GT			
1 -	2:26.326	6 -	2:18.268	11 -	2:33.963
2 -	2:18.838	7 -	2:19.611	12 -	5:08.000
3 -	2:18.641	8 -	2:18.730	13 -	4:41.938
4 -	2:18.479	9 -	3:30.763P	14 -	2:21.278
5 -	2:18.239	10 -	2:38.300	15 -	2:18.731
69	Shepherd	Lotus Seven S2			
1 -	2:37.990	6 -	2:26.098	11 -	2:35.798
2 -	2:25.829	7 -	2:27.595	12 -	3:51.282
3 -	2:25.676	8 -	2:24.668	13 -	4:36.082
4 -	2:25.441	9 -	2:38.813	14 -	2:33.676
5 -	2:24.440	10 -	3:53.448P	15 -	2:22.695
80	Shaw	Porsche 911E			
1 -	2:48.699	6 -	2:34.558	11 -	4:38.716
2 -	2:34.360	7 -	4:06.903P	12 -	4:41.071
3 -	2:33.845	8 -	2:44.581	13 -	2:44.617
4 -	2:33.645	9 -	2:38.502	14 -	2:39.694
5 -	2:33.262	10 -	2:43.065		

Weather/Track: Sun/Dry

www.mstworld.com

Page 2 of 3

Snetterton 300
Circuit Length = 2.9900 miles.
Start: 11:28 End: 12:10

Printed - 12:12 Saturday, 11 June 2011

HSCC Historic Road Sports supported by Moss Europe Ltd
RACE 1 - LAP ANALYSIS - Snetterton - 11/12 June 2011
 (contd.)

85	Smith/Naveai	Lotus 36		
1 - 2:43.420	6 - 2:27.510	11 - 3:06.283		
2 - 2:32.897	7 - 2:26.047	12 - 3:06.586		
3 - 2:30.811	8 - 2:26.277	13 - 4:34.059		
4 - 2:28.919	9 - 2:26.542	14 - 2:37.156		
5 - 2:27.548	10 - 3:56.587P	15 - 2:29.058		
90	Bernberg	Porsche 911		
1 - 2:39.566	6 - 2:28.505	11 - 5:27.207		
2 - 2:29.273	7 - 2:29.152	12 - 4:44.230		
3 - 2:30.467	8 - 3:47.955P	13 - 2:37.415		
4 - 2:28.736	9 - 2:38.607	14 - 2:29.224		
5 - 2:29.669	10 - 2:56.362			

HSCC Historic Road Sports supported by Moss Europe Ltd
RACE 1 - LAP CHART - Snetterton - 11/12 June 2011

Lap 1			Lap 2			Lap 3			Lap 4			Lap 5		
No	Behind	Laptime	No	Behind	Laptime	No	Behind	Laptime	No	Behind	Laptime	No	Behind	Laptime
46		2:25.427	46		2:18.547	46		2:17.930	46		2:18.851	46		2:18.475
65	0.899	2:26.326	65	1.190	2:18.838	65	1.901	2:18.641	65	1.529	2:18.479	65	1.293	2:18.239
2	2.552	2:27.979	50	9.668	2:23.122	50	14.507	2:22.769	50	17.637	2:21.981	50	21.463	2:22.301
50	5.093	2:30.520	6	11.647	2:24.285	6	17.481	2:23.764	6	21.687	2:23.057	6	28.075	2:24.863
6	5.909	2:31.336	69	19.845	2:25.829	69	27.591	2:25.676	69	34.181	2:25.441	69	40.146	2:24.440
69	12.563	2:37.990	90	24.865	2:29.273	90	37.402	2:30.467	90	47.287	2:28.736	90	58.481	2:29.669
90	14.139	2:39.566	85	32.343	2:32.897	85	45.224	2:30.811	85	55.292	2:28.919	85	1:04.365	2:27.548
85	17.993	2:43.420	17	33.432	2:33.204	17	46.414	2:30.912	17	58.755	2:31.192	17	1:10.964	2:30.684
17	18.775	2:44.202	80	39.085	2:34.360	80	55.000	2:33.845	80	1:09.794	2:33.645	80	1:24.581	2:33.262
80	23.272	2:48.699	35	53.851	2:45.328	15	1:13.412	2:31.399	31	1:31.592	2:31.304	31	1:45.676	2:32.559
35	27.070	2:52.497	15	59.943	2:41.439	31	1:19.139	2:31.299	35	1:44.440	2:43.164	15	2:02.628	2:32.333
45	33.704	2:59.131	45	1:01.686	2:46.529	35	1:20.127	2:44.206	15	1:48.770	2:54.209	35	2:07.200	2:41.235
15	37.051	3:02.478	31	1:05.770	2:32.081	45	1:28.072	2:44.316	45	1:52.630	2:43.409			
31	52.236	3:17.663												

Weather/Track: Sun/Dry

www.mstworld.com

Snetterton 300
 Circuit Length = 2.9900 miles.
 Start: 11:28 End: 12:10

HSCC Historic Road Sports supported by Moss Europe Ltd

RACE 1 - LAP CHART - Snetterton - 11/12 June 2011

(contd.)

Lap 6			Lap 7			Lap 8			Lap 9			Lap 10		
No	Behind	Laptime	No	Behind	Laptime	No	Behind	Laptime	No	Behind	Laptime	No	Behind	Laptime
46		2:17.718	65		2:19.611	65		2:18.730	46		2:16.404	46		2:18.099
45	1 LAP	2:43.635	46	3.706	2:25.160	46	2.906	2:17.930	90	1 LAP	3:47.955P	50	1 LAP	2:41.752
65	1.843	2:18.268	50	28.260	2:23.227	6	44.882	2:24.469	65	1:11.453	3:30.763P	35	2 LAPS	2:41.464
50	26.487	2:22.742	6	39.143	2:26.288	69	1:00.605	2:24.668	69	1:20.108	2:38.813	45	2 LAPS	2:46.591
6	34.309	2:23.952	69	54.667	2:27.595	80	1 LAP	4:06.903P	80	1 LAP	2:44.581	90	1 LAP	2:38.607
69	48.526	2:26.098	90	1:16.966	2:29.152	85	1:26.297	2:26.277	85	1:33.529	2:26.542	65	1:31.654	2:38.300
90	1:09.268	2:28.505	85	1:18.750	2:26.047	15	1 LAP	3:52.918P	15	1 LAP	2:39.416	80	1 LAP	2:38.502
85	1:14.157	2:27.510	17	1:33.750	2:31.347	17	1:45.148	2:30.128	17	1:58.376	2:32.538	15	1 LAP	2:42.906
17	1:23.857	2:30.611	35	1 LAP	4:08.889P	50	1:57.999	3:48.469P	6	2:08.104	3:42.532P	6	2:48.396	2:58.391
80	1:41.421	2:34.558	45	1 LAP	4:05.169P	35	1 LAP	2:45.254				69	2:55.457	3:53.448P
31	1:59.379	2:31.421	31	2:10.308	2:32.383	45	1 LAP	2:48.157				85	3:12.017	3:56.587P
15	2:16.964	2:32.054										17	3:34.442	3:54.165P
												50	3:41.255	3:38.913
												35	1 LAP	3:34.977
												45	1 LAP	3:20.764
												90	3:43.751	2:56.362

Weather/Track: Sun/Dry

www.mstworld.com

Page 2 of 3

Snetterton 300
Circuit Length = 2.9900 miles.
Start: 11:28 End: 12:10

Printed - 12:13 Saturday, 11 June 2011

HSCC Historic Road Sports supported by Moss Europe Ltd

RACE 1 - LAP CHART - Snetterton - 11/12 June 2011

(contd.)

Lap 11			Lap 12			Lap 13			Lap 14			Lap 15		
No	Behind	Laptime	No	Behind	Laptime	No	Behind	Laptime	No	Behind	Laptime	No	Behind	Laptime
65		2:33.963	65		5:08.000	65		4:41.938	65		2:21.278	46		2:17.966
80	1 LAP	2:43.065	80	1 LAP	4:38.716	17	0.899	4:29.717	46	0.655	2:20.761	65	0.110	2:18.731
46	47.495	4:53.112P	46	3.535	4:24.040	80	1 LAP	4:41.071	50	1 LAP	2:36.842	6	18.682	2:22.904
15	1 LAP	2:51.112	15	1 LAP	4:13.814	46	1.172	4:39.575	6	14.399	2:33.135	69	19.536	2:22.695
6	1:18.441	2:35.662	6	7.493	3:57.052	15	1 LAP	4:38.178	69	15.462	2:33.676	50	1 LAP	2:29.909
69	1:25.638	2:35.798	69	8.920	3:51.282	6	2.542	4:36.987	17	15.667	2:36.046	90	1 LAP	2:29.224
85	2:12.683	3:06.283	85	11.269	3:06.586	69	3.064	4:36.082	90	1 LAP	2:37.415	17	26.479	2:29.433
17	2:13.634	2:44.809	17	13.120	3:07.486	85	3.390	4:34.059	85	19.268	2:37.156	85	29.705	2:29.058
50	4:59.753	5:24.115	45	1 LAP	4:44.681				45	2 LAPS	2:46.633	15	1 LAP	2:36.649
35	1 LAP	5:25.326	50	4:40.530	4:48.777				80	1 LAP	2:44.617	80	1 LAP	2:39.694
45	1 LAP	5:25.848	35	1 LAP	4:47.060				35	2 LAPS	2:46.460	45	2 LAPS	2:41.781
90	5:05.341	5:27.207	90	4:41.571	4:44.230				15	1 LAP	2:43.888	35	2 LAPS	2:41.523

Weather/Track: Sun/Dry

www.mstworld.com

Page 3 of 3

Snetterton 300
Circuit Length = 2.9900 miles.
Start: 11:28 End: 12:10

Printed - 12:13 Saturday, 11 June 2011

Autosport 3 Hour Race

RACE 5 - QUALIFYING - Snetterton - 11/12 June 2011

POS	NO	CL	DRIVER(S)	CAR	TIME	LAPS	GAP	MPH
1	41	SRE	Casey/Caton	Lenham P69	2:03.631	15		87.06
2	3	SRD	Hodges/Middlehurst	Chevron B8	2:05.512	15	1.881	85.76
3	42	SRD	Fleming/Stevens	Chevron B8	2:06.325	14	2.694	85.20
4	38	SRD	Lovett/Hadfield	Chevron B8	2:07.219	16	3.588	84.61
5	52	SRC	Shipman/Hales	Crossle 9S	2:07.273	14	3.642	84.57
6	36	SRB	Garside/Newall	Lotus 23B	2:10.184	13	6.553	82.68
7	32	SRD	Allison/Nelson	Chevron B8	2:10.529	16	6.898	82.46
8	97	SRD	Hill/Wyndham	Chevron B8	2:11.738	16	8.107	81.70
9	25	SRD	Lillingston-Price/Meins	Chevron B8	2:12.464	14	8.833	81.26
10	7	SRC	Thompson/McClurg/Woolston	Elva Mk7S	2:13.665	16	10.034	80.53
11	61	SRD	Kremer/Ward	Chevron B8	2:15.633	11	12.002	79.36
12	18	SRB	Yarwood/Bancroft	Crossle 9S	2:15.757	12	12.126	79.28
13	4	B1	Watson/Watts	Lotus Elan	2:16.362	14	12.731	78.93
14	93	SRD	Douglas/Fearon	Ginetta G16	2:17.020	16	13.389	78.55
15	5	SRB	Daws/Daws	Merlyn Mk6a	2:18.766	15	15.135	77.56
16	87	B1	Fleming/Jones	Lotus Elan 26R S1	2:18.928	11	15.297	77.47
17	50	B1	Brooks/Brooks	Lotus Elan	2:19.235	14	15.604	77.30
18	28	B2	Boyes/Boyes	MG B	2:23.167	7	19.536	75.18
19	74	B2	Smith/Field/Field	MG B	2:24.574	11	20.943	74.45
20	86	B1	Adams/Adams	Turner MK11	2:25.713	10	22.082	73.87
21	92	SRB	Drabble/Drabble	Merlyn Mk6	2:27.179	15	23.548	73.13
22	64	B2	Richardson/Bentley	MG B	2:28.818	15	25.187	72.33
23	99	B2	Bianchi/Bianchi	MG B	2:30.718	13	27.087	71.41
24	95	B2	Sears/Paterson/Bell	MG B	2:38.228	9	34.597	68.02
25	71	C2	Jonsson	Jaguar E-Type	2:42.652	15	39.021	66.17

Weather/Track: Sun/Dry

Snetterton 300
Circuit Length = 2.9900 miles.
Start: 09:36 End: 10:16

Clerk of the Course:		Timekeeper:
----------------------	--	-------------

Autosport 3 Hour Race

RACE 5 - QUALIFYING LAP ANALYSIS - Snetterton - 11/12 June 2011

3	Hodges/Middlehurst	Chevron B8	
1 - X:00.000	6 - 2:14.745	11 - 2:06.830	
2 - 2:09.076	7 - 2:12.437	12 - 2:07.306	
3 - 2:05.819	8 - 2:09.372	13 - 2:05.634	
4 - 2:05.512	9 - 4:18.004P	14 - 2:06.681	
5 - 2:07.472	10 - 2:15.836	15 - 2:18.720	
4	Watson/Watts	Lotus Elan	
1 - X:00.000	6 - 2:22.479	11 - 2:18.532	
2 - 2:30.278	7 - 2:25.627	12 - 2:17.054	
3 - 2:23.815	8 - 3:28.716P	13 - 2:16.362	
4 - 2:22.876	9 - 2:25.857	14 - 2:17.445	
5 - 2:22.198	10 - 2:18.024		
5	Daws/Daws	Merlyn Mk6a	
1 - X:00.000	6 - 2:22.896	11 - 2:39.773	
2 - 2:25.929	7 - 2:24.596	12 - 2:36.915	
3 - 2:22.038	8 - 5:36.207P	13 - 2:38.533	
4 - 2:18.766	9 - 3:05.616	14 - 2:34.485	
5 - 2:20.287	10 - 2:50.066	15 - 2:30.479	
7	Thompson/McClurg/Woolston	Elva Mk7S	
1 - X:00.000	6 - 2:39.464	11 - 3:30.188P	16 - 2:13.665
2 - 2:25.953	7 - 2:27.014	12 - 2:20.862	
3 - 2:25.965	8 - 2:29.227	13 - 2:15.467	
4 - 2:21.123	9 - 2:30.665	14 - 2:14.804	
5 - 3:51.068P	10 - 2:26.171	15 - 2:14.099	
18	Yarwood/Bancroft	Crossle 9S	
1 - X:00.000	6 - 5:10.959P	11 - 2:20.155	
2 - 2:26.722	7 - 2:43.298	12 - 2:22.082	
3 - 2:20.955	8 - 2:22.858		
4 - 2:16.831	9 - 2:23.570		
5 - 2:15.757	10 - 2:23.569		
25	Lillingston-Price/Meins	Chevron B8	
1 - X:00.000	6 - 2:15.439	11 - 2:19.763	
2 - 2:20.642	7 - 2:12.464	12 - 2:16.807	
3 - 2:17.477	8 - 4:50.235P	13 - 7:30.243P	
4 - 2:15.221	9 - 2:29.917	14 - 2:26.730	
5 - 2:14.366	10 - 2:22.245		

Weather/Track: Sun/Dry

www.mstworld.com

Page 1 of 5

Snetterton 300
Circuit Length = 2.9900 miles.
Start: 09:36 End: 10:16

Printed - 10:19 Saturday, 11 June 2011

Autosport 3 Hour Race

RACE 5 - QUALIFYING LAP ANALYSIS - Snetterton - 11/12 June 2011

(contd.)

28	Boyes/Boyes	MG B
1 - X:00.000	6 - 2:24.530	
2 - 2:31.404	7 - 2:23.167	
3 - 2:30.643		
4 - 3:54.213P		
5 - 2:25.433		
32	Allison/Nelson	Chevron B8
1 - X:00.000	6 - 2:13.885	11 - 2:12.949
2 - 2:20.876	7 - 2:12.978	12 - 2:20.290
3 - 2:17.032	8 - 2:10.529	13 - 2:12.280
4 - 2:12.373	9 - 5:26.835P	14 - 2:11.356
5 - 2:11.721	10 - 2:25.337	15 - 2:13.075
36	Garside/Newall	Lotus 23B
1 - X:00.000	6 - 4:14.490P	11 - 2:10.837
2 - 2:23.226	7 - 2:17.478	12 - 2:11.856
3 - 2:21.280	8 - 2:11.564	13 - 2:10.184
4 - 2:19.839	9 - 2:11.838	
5 - 2:19.205	10 - 2:11.100	
38	Lovett/Hadfield	Chevron B8
1 - X:00.000	6 - 3:16.216P	11 - 2:08.316
2 - 2:11.681	7 - 2:32.946	12 - 7:34.613P
3 - 2:13.396	8 - 2:09.017	13 - 2:18.026
4 - 2:12.650	9 - 2:07.692	14 - 2:08.441
5 - 2:08.101	10 - 2:07.219	15 - 2:08.284
41	Casey/Caton	Lenham P69
1 - X:00.000	6 - 2:16.760	11 - 4:37.502P
2 - 3:16.971P	7 - 2:17.957	12 - 2:16.399
3 - 2:27.499	8 - 2:17.760	13 - 2:05.772
4 - 2:19.062	9 - 2:16.519	14 - 2:05.159
5 - 2:17.620	10 - 2:12.935	15 - 2:03.631
42	Fleming/Stevens	Chevron B8
1 - X:00.000	6 - 2:19.567	11 - 2:07.663
2 - 2:07.650	7 - 2:10.032	12 - 2:07.946
3 - 2:06.325	8 - 2:11.717	13 - 2:09.951
4 - 2:09.454	9 - 2:09.316	14 - 2:13.104
5 - 9:04.174P	10 - 2:15.515	

Weather/Track: Sun/Dry

www.mstworld.com

Page 2 of 5

Snetterton 300
Circuit Length = 2.9900 miles.
Start: 09:36 End: 10:16

Printed - 10:19 Saturday, 11 June 2011

Autosport 3 Hour Race

RACE 5 - QUALIFYING LAP ANALYSIS - Snetterton - 11/12 June 2011

(contd.)

50	Brooks/Brooks	Lotus Elan
1 - X:00.000	6 - 4:43.993P	11 - 2:19.806
2 - 2:48.062	7 - 2:30.820	12 - 2:20.386
3 - 2:29.464	8 - 2:28.545	13 - 2:30.294
4 - 2:29.416	9 - 2:22.440	14 - 2:19.235
5 - 2:34.752	10 - 2:21.391	
52	Shipman/Hales	Crossle 9S
1 - X:00.000	6 - 2:22.013	11 - 2:19.037
2 - 2:07.981	7 - 2:12.481	12 - 2:11.023
3 - 2:07.742	8 - 2:10.619	13 - 2:14.915
4 - 2:10.949	9 - 2:11.738	14 - 2:07.273
5 - 4:32.949P	10 - 6:46.127P	
61	Kremer/Ward	Chevron B8
1 - X:00.000P	6 - 2:17.718	11 - 2:16.725
2 - 2:25.374	7 - 2:16.730	
3 - 2:15.951	8 - 2:15.633	
4 - 3:20.087P	9 - 2:16.710	
5 - 2:30.676	10 - 2:17.023	
64	Richardson/Bentley	MG B
1 - X:00.000	6 - 2:35.936	11 - 2:36.443
2 - 2:34.427	7 - 2:31.123	12 - 2:32.796
3 - 2:31.498	8 - 4:17.419P	13 - 2:32.882
4 - 2:30.363	9 - 2:58.198	14 - 2:32.746
5 - 2:28.818	10 - 2:40.099	15 - 2:31.290
71	Jonsson	Jaguar E-Type
1 - X:00.000	6 - 2:46.695	11 - 2:45.911
2 - 2:50.652	7 - 2:46.589	12 - 2:46.503
3 - 2:47.602	8 - 2:45.045	13 - 2:42.652
4 - 2:50.576	9 - 2:46.067	14 - 2:42.696
5 - 2:49.057	10 - 2:44.963	15 - 2:43.648
74	Smith/Field/Field	MG B
1 - X:00.000	6 - 2:26.060	11 - 2:39.567
2 - 2:37.876	7 - 2:24.574	
3 - 4:17.633P	8 - 3:48.490P	
4 - 2:47.101	9 - 2:42.353	
5 - 2:27.853	10 - 2:37.201	

Weather/Track: Sun/Dry

www.mstworld.com

Page 3 of 5

Snetterton 300
Circuit Length = 2.9900 miles.
Start: 09:36 End: 10:16

Printed - 10:19 Saturday, 11 June 2011

Autosport 3 Hour Race

RACE 5 - QUALIFYING LAP ANALYSIS - Snetterton - 11/12 June 2011

(contd.)

86	Adams/Adams	Turner MK11	
1 - X:00.000	6 - 2:40.437		
2 - 2:30.983	7 - 2:37.303		
3 - 2:27.943	8 - 2:37.340		
4 - 2:25.713	9 - 2:34.009		
5 - 4:15.205P	10 - 2:32.167		
87	Fleming/Jones	Lotus Elan 26R S1	
1 - X:00.000	6 - 3:57.255P	11 - 2:20.244	
2 - 2:26.587	7 - 2:32.175		
3 - 2:25.857	8 - 2:36.152		
4 - 2:23.339	9 - 2:21.849		
5 - 2:20.073	10 - 2:18.928		
92	Drabble/Drabble	Merlyn Mk6	
1 - X:00.000	6 - 2:28.248	11 - 2:28.171	
2 - 2:34.061	7 - 2:28.522	12 - 2:29.656	
3 - 2:28.796	8 - 4:25.912P	13 - 2:27.179	
4 - 2:35.023	9 - 2:33.514	14 - 3:54.549P	
5 - 2:28.825	10 - 2:28.447	15 - 2:30.221	
93	Douglas/Fearon	Ginetta G16	
1 - X:00.000	6 - 2:18.772	11 - 2:20.108	16 - 2:17.020
2 - 2:21.749	7 - 5:38.844P	12 - 2:19.107	
3 - 2:20.905	8 - 2:30.152	13 - 2:20.149	
4 - 2:19.545	9 - 2:18.930	14 - 2:17.398	
5 - 2:20.704	10 - 2:19.775	15 - 2:17.722	
95	Sears/Paterson/Bell	MG B	
1 - X:00.000	6 - 2:38.659		
2 - 2:42.593	7 - 3:56.080P		
3 - 2:43.315	8 - 2:46.664		
4 - 4:09.199P	9 - 2:38.228		
5 - 2:45.243			
97	Hill/Wyndham	Chevron B8	
1 - X:00.000	6 - 2:18.396	11 - 2:24.232	16 - 2:11.827
2 - 2:37.974	7 - 2:15.380	12 - 2:12.859	
3 - 2:17.322	8 - 2:15.375	13 - 2:13.803	
4 - 2:20.617	9 - 2:17.422	14 - 2:11.738	
5 - 2:16.331	10 - 5:18.505P	15 - 2:11.906	

Weather/Track: Sun/Dry

www.mstworld.com

Page 4 of 5

Snetterton 300
Circuit Length = 2.9900 miles.
Start: 09:36 End: 10:16

Printed - 10:19 Saturday, 11 June 2011

Autosport 3 Hour Race

RACE 5 - QUALIFYING LAP ANALYSIS - Snetterton - 11/12 June 2011

(contd.)

99	Bianchi/Bianchi	MG B
1 - X:00.000	6 - 2:30.864	11 - 2:49.991
2 - 2:43.693	7 - 2:33.041	12 - 2:35.900
3 - 2:40.363	8 - 2:31.426	13 - 2:35.243
4 - 5:08.928P	9 - 2:30.718	
5 - 2:40.999	10 - 4:53.400P	

Weather/Track: Sun/Dry

www.mstworld.com


Page 5 of 5

Snetterton 300
Circuit Length = 2.9900 miles.
Start: 09:36 End: 10:16

Printed - 10:19 Saturday, 11 June 2011

Autosport 3 Hour Race

RACE 5 - GRID - Snetterton - 11/12 June 2011

ROW 13	71	Jonsson	
ROW 12	99	Bianchi/Bianchi	95 Sears/Paterson/Bell
ROW 11	92	Drabble/Drabble	64 Richardson/Bentley
ROW 10	74	Smith/Field/Field	86 Adams/Adams
ROW 9	50	Brooks/Brooks	28 Boyes/Boyes
ROW 8	5	Daws/Daws	87 Fleming/Jones
ROW 7	4	Watson/Watts	93 Douglas/Fearon
ROW 6	61	Kremer/Ward	18 Yarwood/Bancroft
ROW 5	25	Lillingston-Price/Meins	7 Thompson/McClurg/Woolston
ROW 4	32	Allison/Nelson	97 Hill/Wyndham
ROW 3	52	Shipman/Hales	36 Garside/Newall
ROW 2	42	Fleming/Stevens	38 Lovett/Hadfield
ROW 1	41	Casey/Caton	3 Hodges/Middlehurst
POLE			
			

Weather/Track: Sun/Dry

These results are provisional until the conclusion of any judicial and technical matters.

Snetterton 300

Circuit Length = 2.9900 miles.

Start: 09:36 End: 10:16

Clerk of the Course:

Timekeeper:

Autosport 3 Hour Race

RACE 5 - CLASSIFICATION - Snetterton - 11/12 June 2011

POS	NO	CL	DRIVER(S)	CAR	TIME	LAPS	GAP	MPH	BEST
1	42	SRD	Fleming/Stevens	Chevron B8	3:00:02.967	78		77.71	2:06.067
2	38	SRD	Lovett/Hadfield	Chevron B8	3:01:41.836	78	1:38.869	77.01	2:04.808
3	52	SRC	Shipman/Hales	Crossle 9S	3:02:00.468	77	1 LAP	75.89	2:06.259
4	3	SRD	Hodges/Middlehurst	Chevron B8	3:00:44.649	75	3 LAPS	74.44	2:08.917
5	32	SRD	Allison/Nelson	Chevron B8	3:00:21.410	74	4 LAPS	73.60	2:12.073
6	93	SRD	Douglas/Fearon	Ginetta G16	3:00:08.477	72	6 LAPS	71.70	2:14.085
7	4	B1	Watson/Watts	Lotus Elan	3:00:20.490	71	7 LAPS	70.62	2:16.479
8	7	SRC	Thompson/Woolston/McClurg	Elva Mk7S	3:02:05.961	70	8 LAPS	68.96	2:15.497
9	50	B1	Brooks/Brooks	Lotus Elan	3:02:21.288	70	8 LAPS	68.86	2:19.085
10	92	SRB	Drabble/Drabble	Merlyn Mk6	3:00:41.267	69	9 LAPS	68.50	2:23.223
11	64	B2	Richardson/Bentley	MG B	3:01:26.484	69	9 LAPS	68.22	2:25.568
12	18	SRB	Bancroft/Yarwood	Crossle 9S	2:59:09.040	68	10 LAPS	68.09	2:10.457
13	86	B1	Adams/Adams	Turner MK11	3:01:18.525	68	10 LAPS	67.28	2:23.739
14	99	B2	Bianchi/Bianchi	MG B	3:00:37.232	67	11 LAPS	66.54	2:26.520
15	95	B2	Sears/Bell/Paterson	MG B	3:01:55.791	65	13 LAPS	64.09	2:32.188
16	74	B2	Smith/Field/Field	MG B	3:00:57.148	63	15 LAPS	62.45	2:30.944
17	71	C2	Jonsson	Jaguar E-Type	3:01:45.907	58	20 LAPS	57.24	2:44.085
18	41	SRE	Caton/Casey	Lenham P69	1:29:29.782	37	41 LAPS	74.16	2:06.646

NOT CLASSIFIED

97	SRD	Wyndham/Hill	Chevron B8	3:00:23.051	51	N.C.F.	50.72	2:10.568
36	SRB	Newall/Garside	Lotus 23B	2:04:12.599	48	D.N.F.	69.32	2:11.391
5	SRB	Daws/Daws	Merlyn Mk6a	3:00:55.364	48	N.C.F.	47.59	2:17.948
28	B2	Boyes/Boyes	MG B	3:01:18.882	34	N.C.F.	33.64	2:25.172
61	SRD	Ward/Kremer	Chevron B8	1:29:51.841	28	D.N.F.	55.89	2:12.724
25	SRD	Lillingston-Price/Meins	Chevron B8	1:00:07.763	16	D.N.F.	47.73	2:13.395
87	B1	Fleming/Jones	Lotus Elan 26R S1	37:06.022	14	D.N.F.	67.69	2:20.556

FASTEST LAP

38	SRD	Lovett/Hadfield	Chevron B8	2:04.808	45	86.24mph	138.79kph
52	SRC	Shipman/Hales	Crossle 9S	2:06.259	59	85.25mph	137.20kph
41	SRE	Caton/Casey	Lenham P69	2:06.646	12	84.99mph	136.78kph
18	SRB	Bancroft/Yarwood	Crossle 9S	2:10.457	59	82.51mph	132.78kph
4	B1	Watson/Watts	Lotus Elan	2:16.479	50	78.86mph	126.92kph
28	B2	Boyes/Boyes	MG B	2:25.172	8	74.14mph	119.32kph
71	C2	Jonsson	Jaguar E-Type	2:44.085	45	65.60mph	105.57kph

Weather/Track: Sun/Dry

These results are provisional until the conclusion of any judicial and technical matters.

Snetterton 300

Circuit Length = 2.9900 miles.

Start: 15:04 End: 18:04

Clerk of the Course:

Timekeeper:

Autosport 3 Hour Race

RACE 5 - LAP ANALYSIS - Snetterton - 11/12 June 2011

3	Hodges/Middlehurst					Chevron B8				
1 - 2:33.024	16 - 2:11.477	31 - 2:12.710	46 - 6:44.313P	61 - 2:10.804						
2 - 2:12.226	17 - 2:10.586	32 - 2:11.478	47 - 3:50.008	62 - 2:09.342						
3 - 2:16.299	18 - 2:10.165	33 - 2:10.203	48 - 3:47.856	63 - 2:09.752						
4 - 2:39.174	19 - 2:13.172	34 - 2:10.393	49 - 2:12.996	64 - 2:10.428						
5 - 3:11.725	20 - 2:10.572	35 - 2:12.785	50 - 2:11.918	65 - 2:12.890						
6 - 3:25.753	21 - 2:10.999	36 - 2:10.726	51 - 2:13.698	66 - 2:09.129						
7 - 3:19.085	22 - 2:13.152	37 - 2:11.747	52 - 2:11.451	67 - 2:11.302						
8 - 6:44.702P	23 - 2:12.546	38 - 2:09.688	53 - 2:10.243	68 - 2:09.706						
9 - 2:16.954	24 - 2:12.016	39 - 2:10.809	54 - 2:11.123	69 - 2:09.499						
10 - 2:09.449	25 - 2:11.259	40 - 2:12.084	55 - 2:09.999	70 - 2:09.434						
11 - 2:11.470	26 - 2:10.308	41 - 2:12.787	56 - 2:12.012	71 - 2:10.290						
12 - 2:09.964	27 - 2:13.521	42 - 2:13.359	57 - 2:10.267	72 - 2:08.917						
13 - 2:12.310	28 - 2:11.632	43 - 2:13.152	58 - 2:09.514	73 - 2:11.511						
14 - 2:11.612	29 - 2:10.526	44 - 2:10.840	59 - 2:10.122	74 - 2:12.056						
15 - 2:11.760	30 - 2:11.252	45 - 2:11.364	60 - 2:09.700	75 - 2:11.554						
4	Watson/Watts					Lotus Elan				
1 - 2:27.788	16 - 2:21.981	31 - 2:19.754	46 - 2:20.386	61 - 2:21.091						
2 - 2:21.583	17 - 2:21.267	32 - 2:21.194	47 - 2:43.861	62 - 2:23.751						
3 - 2:22.512	18 - 2:20.479	33 - 2:20.367	48 - 3:48.705	63 - 2:25.242						
4 - 2:36.377	19 - 2:23.676	34 - 2:18.751	49 - 2:20.955	64 - 2:25.191						
5 - 3:06.393	20 - 2:22.867	35 - 2:18.883	50 - 2:16.479	65 - 2:22.963						
6 - 3:25.607	21 - 2:24.382	36 - 2:19.647	51 - 2:17.971	66 - 2:23.736						
7 - 3:18.675	22 - 2:23.620	37 - 2:17.729	52 - 2:19.032	67 - 2:22.244						
8 - 3:13.723	23 - 5:43.095P	38 - 2:19.010	53 - 5:44.549P	68 - 2:22.992						
9 - 2:23.251	24 - 2:31.433	39 - 2:18.500	54 - 2:32.175	69 - 2:21.511						
10 - 2:22.948	25 - 2:22.041	40 - 2:18.271	55 - 2:29.325	70 - 2:21.920						
11 - 2:21.572	26 - 2:21.542	41 - 2:17.774	56 - 2:25.914	71 - 2:23.774						
12 - 2:21.197	27 - 2:19.713	42 - 2:16.940	57 - 2:24.415							
13 - 2:20.739	28 - 2:20.772	43 - 2:18.555	58 - 2:24.402							
14 - 2:23.746	29 - 2:21.894	44 - 2:20.498	59 - 2:23.849							
15 - 2:21.124	30 - 2:21.397	45 - 2:17.987	60 - 2:22.803							
5	Daws/Daws					Merlyn Mk6a				
1 - 2:24.712	11 - 2:48.064	21 - 2:35.532	31 - 2:23.137	41 - 2:36.179						
2 - 2:20.755	12 - 2:39.875	22 - 2:39.245	32 - 2:24.149	42 - 2:32.205						
3 - 2:17.948	13 - 2:40.449	23 - 2:34.106	33 - 2:25.096	43 - 2:35.307						
4 - 2:38.483	14 - 2:38.185	24 - 6:03.989P	34 - 2:24.762	44 - 2:35.339						
5 - 3:11.370	15 - 2:35.390	25 - 3:38.268	35 - 2:23.641	45 - 2:34.120						
6 - 3:25.480	16 - 2:40.573	26 - 3:49.131	36 - 2:24.357	46 - 2:34.492						
7 - 3:19.016	17 - 2:42.589	27 - 2:26.798	37 - 5:52.004P	47 - 3:00.456						
8 - X:00.000P	18 - 2:36.364	28 - 2:24.218	38 - 2:46.653	48 - 2:33.333						
9 - 2:57.146	19 - 2:35.115	29 - 2:27.079	39 - 2:35.450							
10 - 2:47.335	20 - 2:33.802	30 - 2:24.689	40 - 2:33.534							

Weather/Track: Sun/Dry

www.mstworld.com

Page 1 of 8

Snetterton 300
Circuit Length = 2.9900 miles.
Start: 15:04 End: 18:04

Printed - 18:10 Saturday, 11 June 2011

Autosport 3 Hour Race

RACE 5 - LAP ANALYSIS - Snetterton - 11/12 June 2011

(contd.)

7	Thompson/Woolston/McClurg				Elva Mk7S								
1 -	2:27.002	11 -	2:20.791	21 -	2:22.783	31 -	2:24.843	41 -	2:25.630	51 -	2:16.552	61 -	2:18.124
2 -	2:21.931	12 -	2:20.703	22 -	6:10.130P	32 -	2:25.183	42 -	2:26.602	52 -	2:16.547	62 -	2:18.658
3 -	2:22.020	13 -	2:21.000	23 -	2:45.500	33 -	2:25.085	43 -	2:49.559	53 -	2:17.811	63 -	2:21.114
4 -	2:32.368	14 -	2:24.831	24 -	2:27.973	34 -	2:30.743	44 -	3:49.287	54 -	2:18.391	64 -	2:19.143
5 -	3:10.554	15 -	2:22.477	25 -	2:29.960	35 -	2:30.459	45 -	2:20.275	55 -	2:15.789	65 -	2:18.691
6 -	3:25.517	16 -	2:25.580	26 -	2:31.937	36 -	2:43.004	46 -	2:16.997	56 -	2:15.497	66 -	2:20.618
7 -	3:18.909	17 -	2:21.503	27 -	2:25.855	37 -	2:23.326	47 -	2:15.700	57 -	2:17.320	67 -	2:21.044
8 -	3:13.620	18 -	2:21.950	28 -	2:23.604	38 -	2:24.661	48 -	2:17.080	58 -	2:20.783	68 -	2:21.257
9 -	2:49.389	19 -	2:22.309	29 -	2:33.895	39 -	2:22.273	49 -	2:16.542	59 -	2:16.628	69 -	2:21.503
10 -	2:24.121	20 -	2:23.963	30 -	2:25.782	40 -	7:55.373P	50 -	2:16.375	60 -	2:18.181	70 -	2:25.356
18	Bancroft/Yarwood				Crossle 9S								
1 -	2:23.832	11 -	2:14.095	21 -	2:22.608	31 -	2:19.394	41 -	3:48.549	51 -	2:10.703	61 -	2:12.773
2 -	2:14.181	12 -	2:12.890	22 -	2:21.467	32 -	2:18.502	42 -	3:48.297	52 -	2:12.250	62 -	2:11.161
3 -	2:14.721	13 -	2:16.670	23 -	2:22.560	33 -	2:21.946	43 -	2:14.711	53 -	2:14.252	63 -	2:12.053
4 -	2:45.094	14 -	2:14.311	24 -	2:21.646	34 -	2:21.010	44 -	2:13.155	54 -	2:13.017	64 -	2:10.937
5 -	3:10.557	15 -	X:00.000P	25 -	2:20.111	35 -	2:22.986	45 -	2:11.698	55 -	2:11.786	65 -	2:12.878
6 -	3:25.098	16 -	2:40.033	26 -	2:20.873	36 -	2:21.232	46 -	2:11.509	56 -	2:11.349	66 -	2:14.056
7 -	3:21.477	17 -	2:24.517	27 -	2:24.520	37 -	2:20.692	47 -	2:10.971	57 -	2:12.352	67 -	2:11.247
8 -	3:08.905	18 -	2:25.494	28 -	2:20.220	38 -	6:16.138P	48 -	2:11.002	58 -	2:11.943	68 -	2:10.808
9 -	2:14.880	19 -	2:22.919	29 -	2:21.037	39 -	2:25.235	49 -	2:10.962	59 -	2:10.457		
10 -	2:12.630	20 -	2:21.674	30 -	2:19.970	40 -	2:19.439	50 -	2:14.692	60 -	2:12.107		
25	Lillingston-Price/Meins				Chevron B8								
1 -	2:18.571	6 -	3:25.085	11 -	2:25.668	16 -	6:01.080P						
2 -	2:13.395	7 -	3:20.760	12 -	2:18.605								
3 -	2:13.662	8 -	3:08.262	13 -	2:18.688								
4 -	2:50.735	9 -	X:00.000P	14 -	2:17.930								
5 -	3:10.068	10 -	8:52.814P	15 -	2:18.443								
28	Boyes/Boyes				MG B								
1 -	2:33.349	6 -	2:27.676	11 -	2:26.384	16 -	2:27.786	21 -	2:29.914	26 -	2:31.059	31 -	2:29.597
2 -	2:26.031	7 -	2:26.078	12 -	2:26.867	17 -	X:00.000P	22 -	2:29.520	27 -	2:30.611	32 -	8:44.788
3 -	X:00.000P	8 -	2:25.172	13 -	2:26.495	18 -	2:35.457	23 -	2:29.886	28 -	2:30.334	33 -	2:31.289
4 -	3:21.779P	9 -	2:26.137	14 -	2:27.491	19 -	2:32.583	24 -	2:28.584	29 -	2:29.727	34 -	2:29.704
5 -	2:29.913	10 -	2:26.352	15 -	2:28.377	20 -	2:30.551	25 -	2:31.370	30 -	2:29.471		

Weather/Track: Sun/Dry

www.mstworld.com

Page 2 of 8

Snetterton 300
Circuit Length = 2.9900 miles.
Start: 15:04 End: 18:04

Printed - 18:10 Saturday, 11 June 2011

Autosport 3 Hour Race

RACE 5 - LAP ANALYSIS - Snetterton - 11/12 June 2011

(contd.)

32	Allison/Nelson				Chevron B8						
1 -	2:17.858	16 -	2:14.606	31 -	2:13.398	46 -	2:14.181	61 -	2:15.182		
2 -	2:12.870	17 -	2:15.126	32 -	2:12.251	47 -	5:59.200P	62 -	2:15.467		
3 -	2:14.006	18 -	2:22.489	33 -	2:12.291	48 -	3:37.401	63 -	2:15.249		
4 -	2:50.888	19 -	2:16.754	34 -	2:13.534	49 -	2:15.730	64 -	2:14.000		
5 -	3:09.862	20 -	2:16.813	35 -	2:12.318	50 -	2:13.058	65 -	2:16.013		
6 -	3:25.113	21 -	2:14.669	36 -	2:13.637	51 -	2:12.723	66 -	2:16.483		
7 -	3:20.725	22 -	2:16.749	37 -	2:13.190	52 -	2:13.026	67 -	2:14.595		
8 -	3:07.837	23 -	6:09.838P	38 -	2:13.283	53 -	2:14.233	68 -	2:14.692		
9 -	2:16.719	24 -	2:31.151	39 -	2:25.633	54 -	2:12.935	69 -	2:14.316		
10 -	2:14.561	25 -	2:18.478	40 -	2:15.251	55 -	2:13.425	70 -	2:17.362		
11 -	2:13.630	26 -	2:17.606	41 -	2:13.807	56 -	2:13.159	71 -	2:12.407		
12 -	2:14.061	27 -	2:16.751	42 -	2:12.873	57 -	2:13.485	72 -	2:15.156		
13 -	2:17.539	28 -	2:14.422	43 -	2:14.127	58 -	2:13.692	73 -	2:16.801		
14 -	2:16.335	29 -	2:15.138	44 -	2:12.073	59 -	2:12.085	74 -	2:13.993		
15 -	2:13.144	30 -	2:15.431	45 -	2:15.039	60 -	2:17.487				
36	Newall/Garside				Lotus 23B						
1 -	2:15.137	11 -	2:11.921	21 -	2:16.039	31 -	2:24.000	41 -	2:21.363		
2 -	2:11.391	12 -	2:23.258	22 -	2:15.350	32 -	2:23.306	42 -	2:22.269		
3 -	2:14.156	13 -	2:13.004	23 -	2:14.297	33 -	2:22.751	43 -	2:22.454		
4 -	2:53.850	14 -	2:12.099	24 -	2:14.831	34 -	2:21.321	44 -	2:22.523		
5 -	3:10.322	15 -	2:12.268	25 -	2:12.821	35 -	2:19.818	45 -	2:35.213		
6 -	3:24.880	16 -	2:12.643	26 -	5:47.932P	36 -	2:22.866	46 -	6:15.166P		
7 -	3:20.445	17 -	2:12.608	27 -	2:34.709	37 -	2:22.493	47 -	3:48.427		
8 -	3:08.660	18 -	2:12.037	28 -	2:21.794	38 -	2:20.028	48 -	2:16.782		
9 -	2:13.377	19 -	2:13.227	29 -	2:22.206	39 -	2:23.378				
10 -	2:12.762	20 -	2:15.188	30 -	2:21.625	40 -	2:23.604				
38	Lovett/Hadfield				Chevron B8						
1 -	2:16.395	16 -	2:07.705	31 -	2:06.149	46 -	6:03.722P	61 -	2:06.955	76 -	2:07.717
2 -	2:10.030	17 -	2:09.028	32 -	2:06.181	47 -	2:14.547	62 -	2:07.287	77 -	2:08.022
3 -	2:09.669	18 -	2:10.827	33 -	2:07.375	48 -	2:14.048	63 -	2:06.175	78 -	2:07.056
4 -	2:57.768	19 -	2:07.763	34 -	2:05.619	49 -	2:42.027	64 -	2:07.632		
5 -	3:10.802	20 -	2:09.523	35 -	2:06.918	50 -	3:48.123	65 -	2:09.183		
6 -	3:24.765	21 -	2:08.908	36 -	2:05.152	51 -	2:08.344	66 -	2:07.548		
7 -	3:20.234	22 -	2:11.029	37 -	2:06.214	52 -	2:07.423	67 -	2:07.389		
8 -	3:08.841	23 -	2:07.965	38 -	2:06.240	53 -	2:06.595	68 -	2:07.993		
9 -	5:38.029P	24 -	2:08.319	39 -	2:07.603	54 -	2:06.733	69 -	2:09.876		
10 -	2:13.818	25 -	2:08.871	40 -	2:05.302	55 -	2:07.740	70 -	2:07.935		
11 -	2:08.649	26 -	2:07.713	41 -	2:08.469	56 -	2:08.034	71 -	2:07.418		
12 -	2:09.520	27 -	2:07.178	42 -	2:06.796	57 -	2:06.651	72 -	2:09.345		
13 -	2:11.150	28 -	2:07.794	43 -	2:07.405	58 -	2:06.952	73 -	2:09.215		
14 -	2:08.916	29 -	2:09.164	44 -	2:05.875	59 -	2:08.020	74 -	2:09.995		
15 -	2:08.160	30 -	2:07.140	45 -	2:04.808	60 -	2:06.017	75 -	2:08.340		

Weather/Track: Sun/Dry

www.mstworld.com

Page 3 of 8

Snetterton 300
Circuit Length = 2.9900 miles.
Start: 15:04 End: 18:04

Printed - 18:10 Saturday, 11 June 2011

Autosport 3 Hour Race

RACE 5 - LAP ANALYSIS - Snetterton - 11/12 June 2011

(contd.)

41	Caton/Casey							Lenham P69
1 -	2:07.844	11 -	2:07.031	21 -	2:07.057	31 -	2:14.195	
2 -	2:06.685	12 -	2:06.646	22 -	2:06.846	32 -	2:14.437	
3 -	2:06.765	13 -	2:07.100	23 -	2:08.614	33 -	2:12.572	
4 -	3:10.713	14 -	2:06.978	24 -	2:07.889	34 -	2:12.728	
5 -	3:09.988	15 -	2:06.938	25 -	5:33.978P	35 -	2:12.451	
6 -	3:23.511	16 -	2:08.421	26 -	2:26.229	36 -	2:13.668	
7 -	3:21.367	17 -	2:11.671	27 -	2:19.249	37 -	2:20.319	
8 -	3:11.220	18 -	2:07.564	28 -	2:15.256			
9 -	2:08.894	19 -	2:07.663	29 -	2:16.686			
10 -	2:07.536	20 -	2:07.634	30 -	2:15.439			
42	Fleming/Stevens							Chevron B8
1 -	2:12.469	16 -	2:10.210	31 -	2:08.833	46 -	2:07.618	
2 -	2:07.628	17 -	2:11.158	32 -	2:07.184	47 -	2:08.011	
3 -	2:07.197	18 -	2:07.222	33 -	2:09.375	48 -	2:08.934	
4 -	3:05.402	19 -	2:10.153	34 -	2:07.102	49 -	5:32.154P	
5 -	3:10.441	20 -	2:08.588	35 -	2:08.307	50 -	2:24.726	
6 -	3:24.018	21 -	2:10.727	36 -	2:06.361	51 -	2:37.074	
7 -	3:20.875	22 -	2:09.562	37 -	2:07.402	52 -	2:08.596	
8 -	3:10.233	23 -	2:09.512	38 -	2:06.073	53 -	2:07.063	
9 -	2:13.128	24 -	2:07.638	39 -	2:07.288	54 -	2:07.144	
10 -	2:10.439	25 -	2:07.441	40 -	2:06.969	55 -	2:06.675	
11 -	2:09.212	26 -	2:07.381	41 -	5:27.162P	56 -	2:06.067	
12 -	2:09.305	27 -	2:07.274	42 -	2:10.656	57 -	2:07.177	
13 -	2:09.279	28 -	2:07.489	43 -	2:08.066	58 -	2:06.277	
14 -	2:08.801	29 -	2:08.248	44 -	2:08.649	59 -	2:07.835	
15 -	2:08.931	30 -	2:06.935	45 -	2:07.394	60 -	2:07.509	
						61 -	2:08.231	
						62 -	2:07.794	
						63 -	2:09.090	
						64 -	2:08.310	
						65 -	2:07.784	
						66 -	2:08.803	
						67 -	2:08.724	
						68 -	2:09.157	
						69 -	2:08.524	
						70 -	2:08.829	
						71 -	2:09.434	
						72 -	2:08.917	
						73 -	2:10.342	
						74 -	2:11.505	
						75 -	2:08.729	
						76 -	2:11.427	
						77 -	2:10.879	
						78 -	2:09.911	
50	Brooks/Brooks							Lotus Elan
1 -	2:31.039	11 -	2:20.632	21 -	2:23.416	31 -	2:26.497	
2 -	2:22.005	12 -	2:19.544	22 -	2:24.362	32 -	2:28.904	
3 -	2:25.034	13 -	2:21.799	23 -	2:21.790	33 -	2:26.299	
4 -	2:31.152	14 -	2:23.968	24 -	5:46.567P	34 -	2:27.978	
5 -	3:07.697	15 -	2:22.385	25 -	2:36.778	35 -	2:27.989	
6 -	3:24.985	16 -	2:21.979	26 -	2:31.783	36 -	2:27.728	
7 -	3:19.276	17 -	2:19.859	27 -	2:28.582	37 -	2:30.701	
8 -	3:13.681	18 -	2:21.338	28 -	2:28.414	38 -	2:27.345	
9 -	2:23.813	19 -	2:23.220	29 -	2:29.918	39 -	2:25.565	
10 -	2:21.552	20 -	2:23.942	30 -	2:28.767	40 -	2:27.083	
						41 -	3:01.420	
						42 -	2:28.060	
						43 -	2:26.916	
						44 -	2:32.638	
						45 -	3:44.051	
						46 -	7:14.562P	
						47 -	2:34.419	
						48 -	2:25.818	
						49 -	2:24.646	
						50 -	2:23.482	
						51 -	2:22.061	
						52 -	2:22.535	
						53 -	2:21.706	
						54 -	2:21.607	
						55 -	2:20.416	
						56 -	2:20.718	
						57 -	2:22.798	
						58 -	2:23.592	
						59 -	2:21.219	
						60 -	2:19.085	
						61 -	2:20.099	
						62 -	2:20.522	
						63 -	2:20.057	
						64 -	2:22.022	
						65 -	2:22.527	
						66 -	2:21.214	
						67 -	2:22.124	
						68 -	2:20.423	
						69 -	2:21.060	
						70 -	2:24.125	

Weather/Track: Sun/Dry

www.mstworld.com

Page 4 of 8

Snetterton 300
Circuit Length = 2.9900 miles.
Start: 15:04 End: 18:04

Printed - 18:10 Saturday, 11 June 2011

Autosport 3 Hour Race

RACE 5 - LAP ANALYSIS - Snetterton - 11/12 June 2011

(contd.)

52	Shipman/Hales	Crossle 9S					
1 - 2:14.151	16 - 2:10.444	31 - 2:11.333	46 - 2:08.015	61 - 2:07.575	76 - 2:10.088		
2 - 2:09.757	17 - 2:14.212	32 - 2:11.520	47 - 2:23.943	62 - 2:07.908	77 - 2:09.928		
3 - 2:11.910	18 - 2:14.879	33 - 5:31.104P	48 - 2:48.978	63 - 2:08.236			
4 - 2:57.299	19 - 2:11.944	34 - 2:20.978	49 - 3:50.310	64 - 2:08.554			
5 - 3:10.659	20 - 2:11.408	35 - 2:10.708	50 - 2:08.518	65 - 2:08.525			
6 - 3:23.989	21 - 2:11.982	36 - 2:10.193	51 - 2:08.264	66 - 2:11.389			
7 - 3:20.839	22 - 2:09.626	37 - 2:32.893P	52 - 2:11.143	67 - 2:07.089			
8 - 6:28.221P	23 - 2:11.458	38 - 2:15.933	53 - 2:06.652	68 - 2:07.518			
9 - 2:21.033	24 - 2:11.519	39 - 2:09.787	54 - 2:06.735	69 - 2:07.497			
10 - 2:12.720	25 - 2:10.012	40 - 2:09.439	55 - 2:06.818	70 - 2:08.449			
11 - 2:10.301	26 - 2:12.803	41 - 2:09.917	56 - 2:07.452	71 - 2:07.604			
12 - 2:10.218	27 - 2:10.905	42 - 2:09.917	57 - 2:06.762	72 - 2:14.328			
13 - 2:11.470	28 - 2:12.607	43 - 2:13.905	58 - 2:08.238	73 - 2:08.573			
14 - 2:09.693	29 - 2:09.697	44 - 2:09.161	59 - 2:06.259	74 - 2:08.397			
15 - 2:10.036	30 - 2:09.949	45 - 2:09.736	60 - 2:07.788	75 - 2:10.670			

61	Ward/Kremer	Chevron B8				
1 - 2:22.915	6 - 3:25.980	11 - 2:16.434	16 - 2:18.726	21 - 2:16.587	26 - 2:13.810	
2 - 2:18.038	7 - 3:20.152	12 - 2:17.443	17 - 2:16.519	22 - 2:18.805	27 - 2:13.902	
3 - 2:19.900	8 - 3:14.180	13 - 2:18.219	18 - 2:16.952	23 - 2:17.307	28 - 2:12.724	
4 - 2:39.018	9 - 2:21.460	14 - 2:18.118	19 - 2:19.564	24 - X:00.000P		
5 - 3:10.316	10 - 2:19.315	15 - 2:19.425	20 - 2:18.420	25 - 2:25.802		

64	Richardson/Bentley	MG B					
1 - 2:38.390	11 - 2:29.988	21 - 2:30.103	31 - 2:29.605	41 - 2:28.367	51 - 2:28.190	61 - 2:27.453	
2 - 2:32.954	12 - 2:30.083	22 - 2:30.391	32 - 2:30.307	42 - 2:29.063	52 - 2:28.043	62 - 2:29.335	
3 - 2:36.635	13 - 2:29.215	23 - 2:31.144	33 - 2:31.404	43 - 5:48.728P	53 - 2:28.329	63 - 2:27.818	
4 - 2:37.732	14 - 2:30.059	24 - 2:30.732	34 - 2:28.470	44 - 2:35.988	54 - 2:25.910	64 - 2:28.314	
5 - 2:38.441	15 - 2:29.922	25 - 2:31.845	35 - 5:48.018P	45 - 2:29.777	55 - 2:26.631	65 - 2:27.484	
6 - 3:19.946	16 - 2:29.782	26 - 2:30.603	36 - 2:36.616	46 - 2:27.013	56 - 2:26.920	66 - 2:26.319	
7 - 3:19.758	17 - 2:30.487	27 - 2:31.233	37 - 2:29.292	47 - 2:26.471	57 - 2:27.375	67 - 2:25.568	
8 - 3:15.739	18 - 2:31.561	28 - 2:29.765	38 - 2:30.078	48 - 2:28.050	58 - 2:27.225	68 - 2:27.037	
9 - 2:32.256	19 - 2:30.875	29 - 2:29.495	39 - 2:30.264	49 - 2:28.035	59 - 2:26.086	69 - 2:32.254	
10 - 2:30.652	20 - 2:30.299	30 - 2:30.913	40 - 2:28.787	50 - 2:27.043	60 - 2:27.819		

71	Jonsson	Jaguar E-Type				
1 - 2:57.260	11 - 2:47.099	21 - 2:47.781	31 - 2:46.403	41 - 2:48.676	51 - 3:21.810	
2 - 2:44.594	12 - 2:46.258	22 - 2:47.889	32 - 2:50.583	42 - 7:37.112P	52 - 3:13.122	
3 - 2:50.229	13 - 2:47.564	23 - 2:47.243	33 - 2:47.776	43 - 2:55.690	53 - 3:14.874	
4 - 2:50.955	14 - 2:47.376	24 - 2:47.232	34 - 2:47.412	44 - 2:46.146	54 - 3:13.267	
5 - 2:51.023	15 - 2:47.631	25 - 2:48.838	35 - 2:46.322	45 - 2:44.085	55 - 3:10.752	
6 - 2:50.108	16 - 2:49.318	26 - 2:46.754	36 - 2:47.382	46 - 2:44.634	56 - 3:15.350	
7 - 2:49.826	17 - 2:48.067	27 - 2:47.297	37 - 2:48.998	47 - 2:46.511	57 - 5:51.153P	
8 - 3:14.113	18 - 2:47.229	28 - 2:48.613	38 - 2:47.018	48 - 2:45.317	58 - 3:40.601	
9 - 2:46.707	19 - 2:50.749	29 - 2:49.342	39 - 2:46.494	49 - 2:49.464		
10 - 2:46.255	20 - 2:49.028	30 - 2:47.669	40 - 2:46.328	50 - X:00.000P		

Weather/Track: Sun/Dry

www.mstworld.com

Page 5 of 8

Snetterton 300
Circuit Length = 2.9900 miles.
Start: 15:04 End: 18:04

Printed - 18:10 Saturday, 11 June 2011

Autosport 3 Hour Race

RACE 5 - LAP ANALYSIS - Snetterton - 11/12 June 2011

(contd.)

74	Smith/Field/Field	MG B					
1 - 4:19.890	11 - 2:31.270	21 - 2:37.009	31 - 2:40.727	41 - 2:44.476	51 - 2:45.513	61 - 2:51.084	
2 - 2:38.222	12 - 2:32.384	22 - 2:32.876	32 - 2:40.349	42 - 2:49.457	52 - 2:47.403	62 - 2:48.716	
3 - 2:41.258	13 - 2:31.159	23 - 2:33.171	33 - 2:40.017	43 - 3:50.833	53 - 2:45.937	63 - 2:46.339	
4 - 3:10.334	14 - 2:32.111	24 - 5:59.720P	34 - 2:39.634	44 - 2:38.130	54 - 2:43.099		
5 - 3:25.927	15 - 2:32.049	25 - 2:52.649	35 - 2:40.435	45 - 2:36.451	55 - 2:44.492		
6 - 3:20.289	16 - 2:36.395	26 - 2:41.626	36 - 2:38.802	46 - 2:36.528	56 - 2:44.936		
7 - 3:14.426	17 - 2:35.190	27 - 2:41.572	37 - 2:39.741	47 - 2:36.485	57 - 2:47.413		
8 - 2:35.884	18 - 2:37.565	28 - 2:39.701	38 - 2:38.537	48 - 6:46.347P	58 - 2:44.217		
9 - 2:32.475	19 - 2:32.781	29 - 2:40.202	39 - 2:39.525	49 - 2:52.162	59 - 2:46.777		
10 - 2:30.944	20 - 2:32.281	30 - 2:41.251	40 - 2:38.222	50 - 2:44.858	60 - 2:46.895		
86	Adams/Adams	Turner MK11					
1 - 2:33.370	11 - 2:25.673	21 - 2:28.210	31 - 2:31.404	41 - 2:28.926	51 - 2:25.658	61 - 2:29.207	
2 - 2:25.714	12 - 2:24.335	22 - 2:28.353	32 - 2:31.142	42 - 2:32.825	52 - 2:26.641	62 - 2:25.350	
3 - 2:25.956	13 - 2:26.680	23 - 6:36.301P	33 - 2:31.806	43 - 2:34.817	53 - 2:24.635	63 - 2:31.769	
4 - 2:34.229	14 - 2:28.639	24 - 2:38.123	34 - 2:29.662	44 - 8:03.783P	54 - 2:24.168	64 - 2:32.194	
5 - 2:58.745	15 - 2:25.565	25 - 2:35.312	35 - 2:28.970	45 - 2:38.281	55 - 2:23.739	65 - 2:29.421	
6 - 3:25.202	16 - 2:26.945	26 - 2:35.506	36 - 2:28.570	46 - 2:25.745	56 - 2:25.863	66 - 2:24.639	
7 - 3:19.972	17 - 2:25.314	27 - 2:33.929	37 - 2:28.643	47 - 2:24.720	57 - 2:31.783	67 - 2:24.842	
8 - 3:14.532	18 - 2:28.915	28 - 2:33.398	38 - 2:27.582	48 - 2:24.523	58 - 2:29.502	68 - 2:29.558	
9 - 2:25.479	19 - 2:27.674	29 - 2:30.886	39 - 2:28.335	49 - 2:25.329	59 - 2:29.886		
10 - 2:24.606	20 - 2:27.781	30 - 2:30.222	40 - 2:29.085	50 - 2:24.506	60 - 2:25.450		
87	Fleming/Jones	Lotus Elan 26R S1					
1 - 2:27.746	6 - 3:25.211	11 - 2:20.556					
2 - 2:22.720	7 - 3:18.938	12 - 2:20.896					
3 - 2:23.003	8 - 3:13.830	13 - 2:20.733					
4 - 2:35.442	9 - 2:22.823	14 - 2:25.407					
5 - 3:06.832	10 - 2:21.885						
92	Drabble/Drabble	Merlyn Mk6					
1 - 2:32.039	11 - 2:24.241	21 - 2:28.090	31 - 2:25.840	41 - 2:25.736	51 - 2:24.295	61 - 2:28.410	
2 - 2:23.637	12 - 2:23.223	22 - 2:30.884	32 - 2:27.350	42 - 2:27.211	52 - 2:24.919	62 - 2:26.539	
3 - 2:24.236	13 - 2:24.050	23 - 2:29.410	33 - 2:25.045	43 - 2:29.309	53 - 2:31.500	63 - 2:26.762	
4 - 2:29.991	14 - 2:24.483	24 - 6:14.797P	34 - 2:25.642	44 - 2:35.684	54 - 2:32.557	64 - 2:24.917	
5 - 3:07.634	15 - 2:26.549	25 - 2:42.854	35 - 2:27.384	45 - 6:33.275P	55 - 2:33.156	65 - 2:27.161	
6 - 3:25.188	16 - 2:27.165	26 - 2:30.660	36 - 2:24.499	46 - 2:44.415	56 - 2:27.428	66 - 2:26.963	
7 - 3:19.664	17 - 2:26.463	27 - 2:27.007	37 - 2:24.607	47 - 2:31.424	57 - 2:25.719	67 - 2:27.037	
8 - 3:14.088	18 - 2:23.545	28 - 2:26.624	38 - 2:24.977	48 - 2:26.628	58 - 2:26.064	68 - 2:27.690	
9 - 2:24.870	19 - 2:27.736	29 - 2:28.658	39 - 2:24.726	49 - 2:24.846	59 - 2:25.173	69 - 2:24.191	
10 - 2:25.929	20 - 2:27.378	30 - 2:27.452	40 - 2:23.254	50 - 2:23.425	60 - 2:26.964		

Weather/Track: Sun/Dry

www.mstworld.com

Page 6 of 8

Snetterton 300
Circuit Length = 2.9900 miles.
Start: 15:04 End: 18:04

Printed - 18:10 Saturday, 11 June 2011

Autosport 3 Hour Race

RACE 5 - LAP ANALYSIS - Snetterton - 11/12 June 2011

(contd.)

93		Douglas/Fearon		Ginetta G16	
1 - 2:22.887	16 - 2:18.446	31 - 2:18.031	46 - 5:53.804P	61 - 2:16.840	
2 - 2:14.085	17 - 2:16.818	32 - 2:17.237	47 - 3:20.446	62 - 2:17.670	
3 - 2:16.661	18 - 2:30.885	33 - 2:17.420	48 - 2:19.679	63 - 2:19.593	
4 - 2:44.987	19 - 2:30.264	34 - 2:15.317	49 - 2:17.891	64 - 2:17.190	
5 - 3:10.344	20 - 2:19.608	35 - 2:20.612	50 - 2:22.806	65 - 2:19.007	
6 - 3:25.173	21 - 2:37.939	36 - 2:17.680	51 - 2:19.872	66 - 2:17.516	
7 - 3:21.090	22 - 5:57.921P	37 - 2:17.351	52 - 2:19.954	67 - 2:17.423	
8 - 3:37.305	23 - 2:28.780	38 - 2:17.582	53 - 2:19.394	68 - 2:21.383	
9 - 2:20.332	24 - 2:19.648	39 - 2:15.293	54 - 2:19.386	69 - 2:18.751	
10 - 2:19.271	25 - 2:20.721	40 - 2:17.187	55 - 2:18.424	70 - 2:18.893	
11 - 2:19.382	26 - 2:19.449	41 - 2:14.674	56 - 2:17.773	71 - 2:21.032	
12 - 2:16.722	27 - 2:20.186	42 - 2:17.053	57 - 2:21.121	72 - 2:19.430	
13 - 2:16.282	28 - 2:22.745	43 - 2:15.697	58 - 2:18.192		
14 - 2:19.330	29 - 2:19.666	44 - 2:15.847	59 - 2:19.731		
15 - 2:18.236	30 - 2:19.416	45 - 2:16.170	60 - 2:17.546		

95		Sears/Bell/Paterson		MG B	
1 - 2:45.706	11 - 2:40.774	21 - 4:53.270P	31 - 2:33.737	41 - 3:21.983	51 - 2:36.467
2 - 2:39.352	12 - 2:41.862	22 - 2:44.538	32 - 2:33.065	42 - 3:52.152	52 - 2:35.755
3 - 2:44.814	13 - 2:42.694	23 - 2:36.982	33 - 2:33.327	43 - 2:35.482	53 - 2:35.692
4 - 2:40.544	14 - 2:42.961	24 - 2:35.545	34 - 2:34.815	44 - 2:35.612	54 - 2:35.719
5 - 2:42.334	15 - 2:42.013	25 - 2:35.641	35 - 2:35.637	45 - 2:35.865	55 - 2:35.017
6 - 2:52.757	16 - 2:39.910	26 - 2:34.774	36 - 7:31.468P	46 - 2:37.004	56 - 2:34.329
7 - 3:20.282	17 - 2:43.673	27 - 2:34.039	37 - 2:44.263	47 - 2:34.912	57 - 2:32.372
8 - 3:17.231	18 - 2:41.839	28 - 2:35.350	38 - 2:37.038	48 - 2:37.592	58 - 2:37.379
9 - 2:43.709	19 - 2:42.886	29 - 2:34.266	39 - 2:35.638	49 - 2:38.163	59 - 2:35.856
10 - 2:42.675	20 - 2:41.665	30 - 2:34.173	40 - 2:40.846	50 - 2:37.140	60 - 2:34.970

97		Wyndham/Hill		Chevron B8	
1 - 2:19.066	11 - 2:14.789	21 - 2:11.928	31 - 2:14.836	41 - 2:18.240	51 - 2:19.100
2 - 2:13.350	12 - 2:13.241	22 - 2:12.797	32 - 2:14.488	42 - 2:16.599	
3 - 2:14.645	13 - 2:15.370	23 - 2:13.441	33 - 2:15.760	43 - 7:00.761P	
4 - 2:50.024	14 - 2:13.682	24 - 2:12.730	34 - X:00.000P	44 - 2:28.119	
5 - 3:10.189	15 - 2:10.568	25 - 7:20.053P	35 - 2:37.142	45 - 2:18.231	
6 - 3:25.089	16 - 2:12.321	26 - 2:18.568	36 - 2:22.060	46 - 2:19.263	
7 - 3:20.959	17 - 2:11.418	27 - 2:15.634	37 - 2:23.780	47 - 2:18.459	
8 - 3:07.759	18 - 2:56.142	28 - 2:15.581	38 - 2:19.742	48 - 2:18.016	
9 - 2:17.917	19 - 2:15.353	29 - 2:12.579	39 - 2:19.635	49 - 2:19.156	
10 - 2:12.696	20 - 2:11.812	30 - 2:12.914	40 - 2:18.783	50 - 2:19.500	

Weather/Track: Sun/Dry

www.mstworld.com

Page 7 of 8

Snetterton 300
Circuit Length = 2.9900 miles.
Start: 15:04 End: 18:04

Printed - 18:10 Saturday, 11 June 2011

Autosport 3 Hour Race

RACE 5 - LAP ANALYSIS - Snetterton - 11/12 June 2011

(contd.)

99	Bianchi/Bianchi			MG B			
1 - 2:39.802	11 - 2:28.986	21 - 2:28.858	31 - 2:37.954	41 - 2:37.848	51 - 2:27.794	61 - 2:27.037	
2 - 2:32.609	12 - 2:28.755	22 - 2:29.115	32 - 2:39.397	42 - 2:36.335	52 - 2:26.868	62 - 2:27.904	
3 - 2:36.347	13 - 2:29.479	23 - 5:48.856P	33 - 2:39.195	43 - 7:08.195P	53 - 2:28.746	63 - 2:28.159	
4 - 2:37.605	14 - 2:28.017	24 - 2:46.975	34 - 2:39.245	44 - 2:35.694	54 - 2:26.727	64 - 2:29.512	
5 - 2:38.313	15 - 2:30.777	25 - 2:40.972	35 - 2:39.817	45 - 2:29.268	55 - 2:28.195	65 - 2:27.313	
6 - 3:19.920	16 - 2:30.277	26 - 2:40.548	36 - 2:37.595	46 - 2:31.243	56 - 2:27.066	66 - 2:26.903	
7 - 3:19.957	17 - 2:31.421	27 - 2:39.705	37 - 2:37.250	47 - 2:28.996	57 - 2:27.688	67 - 2:27.611	
8 - 3:15.351	18 - 2:31.173	28 - 2:39.503	38 - 2:36.416	48 - 2:29.467	58 - 2:27.257		
9 - 2:29.885	19 - 2:29.059	29 - 2:40.064	39 - 2:37.037	49 - 2:30.194	59 - 2:26.520		
10 - 2:28.816	20 - 2:30.191	30 - 2:37.686	40 - 2:37.930	50 - 2:30.191	60 - 2:27.643		

Weather/Track: Sun/Dry

www.mstworld.com

Page 8 of 8

Snetterton 300
Circuit Length = 2.9900 miles.
Start: 15:04 End: 18:04

Printed - 18:10 Saturday, 11 June 2011

Autosport 3 Hour Race

RACE 5 - LAP CHART - Snetterton - 11/12 June 2011

Lap 1			Lap 2			Lap 3			Lap 4			Lap 5		
No	Behind	Laptime	No	Behind	Laptime	No	Behind	Laptime	No	Behind	Laptime	No	Behind	Laptime
41		2:07.844	41		2:06.685	41		2:06.765	41		3:10.713	41		3:09.988
42	4.625	2:12.469	74	1 LAP	4:19.890	42	6.000	2:07.197	42	0.689	3:05.402	42	1.142	3:10.441
52	6.307	2:14.151	42	5.568	2:07.628	52	14.524	2:11.910	52	1.110	2:57.299	52	1.781	3:10.659
36	7.293	2:15.137	52	9.379	2:09.757	38	14.800	2:09.669	38	1.855	2:57.768	38	2.669	3:10.802
38	8.551	2:16.395	38	11.896	2:10.030	36	19.390	2:14.156	36	2.527	2:53.850	36	2.861	3:10.322
32	10.014	2:17.858	36	11.999	2:11.391	32	23.440	2:14.006	32	3.615	2:50.888	32	3.489	3:09.862
25	10.727	2:18.571	32	16.199	2:12.870	25	24.334	2:13.662	25	4.356	2:50.735	25	4.436	3:10.068
97	11.222	2:19.066	25	17.437	2:13.395	97	25.767	2:14.645	97	5.078	2:50.024	97	5.279	3:10.189
93	15.043	2:22.887	97	17.887	2:13.350	18	31.440	2:14.721	18	5.821	2:45.094	18	6.390	3:10.557
61	15.071	2:22.915	93	22.443	2:14.085	93	32.339	2:16.661	93	6.613	2:44.987	93	6.969	3:10.344
18	15.988	2:23.832	18	23.484	2:14.181	74	1 LAP	2:38.222	74	1 LAP	2:41.258	74	1 LAP	3:10.334
5	16.868	2:24.712	61	26.424	2:18.038	61	39.559	2:19.900	61	7.864	2:39.018	61	8.192	3:10.316
7	19.158	2:27.002	3	30.721	2:12.226	3	40.255	2:16.299	3	8.716	2:39.174	3	10.453	3:11.725
4	19.944	2:27.788	5	30.938	2:20.755	5	42.121	2:17.948	5	9.891	2:38.483	5	11.273	3:11.370
87	19.902	2:27.746	7	34.404	2:21.931	7	49.659	2:22.020	7	11.314	2:32.368	7	11.880	3:10.554
50	23.195	2:31.039	4	34.842	2:21.583	4	50.589	2:22.512	4	16.253	2:36.377	4	12.658	3:06.393
92	24.195	2:32.039	87	35.937	2:22.720	87	52.175	2:23.003	87	16.904	2:35.442	87	13.748	3:06.832
3	25.180	2:33.024	50	38.515	2:22.005	50	56.784	2:25.034	50	17.223	2:31.152	50	14.932	3:07.697
28	25.505	2:33.349	92	41.147	2:23.637	92	58.618	2:24.236	92	17.896	2:29.991	92	15.542	3:07.634
86	25.526	2:33.370	86	44.555	2:25.714	86	1:03.746	2:25.956	86	27.262	2:34.229	86	16.019	2:58.745
64	30.546	2:38.390	28	44.851	2:26.031	64	1:26.685	2:36.635	64	53.704	2:37.732	64	22.157	2:38.441
99	31.958	2:39.802	64	56.815	2:32.954	99	1:27.464	2:36.347	99	54.356	2:37.605	99	22.681	2:38.313
95	37.862	2:45.706	99	57.882	2:32.609	95	1:48.578	2:44.814	95	1:18.409	2:40.544	95	50.755	2:42.334
71	49.416	2:57.260	95	1:10.529	2:39.352	71	2:10.789	2:50.229	71	1:51.031	2:50.955	71	1:32.066	2:51.023
			71	1:27.325	2:44.594									

Weather/Track: Sun/Dry

www.mstworld.com

Page 1 of 16

Snetterton 300
Circuit Length = 2.9900 miles.
Start: 15:04 End: 18:04

Printed - 18:10 Saturday, 11 June 2011

Autosport 3 Hour Race

RACE 5 - LAP CHART - Snetterton - 11/12 June 2011

(contd.)

Lap 6			Lap 7			Lap 8			Lap 9			Lap 10		
No	Behind	Laptime	No	Behind	Laptime	No	Behind	Laptime	No	Behind	Laptime	No	Behind	Laptime
41		3:23.511	41		3:21.367	41		3:11.220	41		2:08.894	41		2:07.536
42	1.649	3:24.018	42	1.157	3:20.875	42	0.170	3:10.233	42	4.404	2:13.128	42	7.307	2:10.439
52	2.259	3:23.989	52	1.731	3:20.839	38	0.411	3:08.841	36	5.231	2:13.377	36	10.457	2:12.762
38	3.923	3:24.765	38	2.790	3:20.234	36	0.748	3:08.660	32	8.891	2:16.719	32	15.916	2:14.561
36	4.230	3:24.880	36	3.308	3:20.445	32	1.066	3:07.837	18	11.758	2:14.880	18	16.852	2:12.630
32	5.091	3:25.113	32	4.449	3:20.725	25	2.445	3:08.262	97	12.011	2:17.917	97	17.171	2:12.696
25	6.010	3:25.085	25	5.403	3:20.760	97	2.988	3:07.759	61	24.972	2:21.460	61	36.751	2:19.315
97	6.857	3:25.089	97	6.449	3:20.959	18	5.772	3:08.905	4	28.922	2:23.251	87	43.907	2:21.885
18	7.977	3:25.098	18	8.087	3:21.477	74	1 LAP	3:14.426	87	29.558	2:22.823	4	44.334	2:22.948
93	8.631	3:25.173	93	8.354	3:21.090	61	12.406	3:14.180	50	31.695	2:23.813	50	45.711	2:21.552
74	1 LAP	3:25.927	74	1 LAP	3:20.289	7	13.828	3:13.620	92	34.360	2:24.870	92	52.753	2:25.929
61	10.661	3:25.980	61	9.446	3:20.152	4	14.565	3:13.723	86	36.212	2:25.479	86	53.282	2:24.606
3	12.695	3:25.753	3	10.413	3:19.085	87	15.629	3:13.830	74	1 LAP	2:35.884	93	57.612	2:19.271
5	13.242	3:25.480	5	10.891	3:19.016	50	16.776	3:13.681	99	42.802	2:29.885	99	1:04.082	2:28.816
7	13.886	3:25.517	7	11.428	3:18.909	92	18.384	3:14.088	64	44.864	2:32.256	74	1 LAP	2:32.475
4	14.754	3:25.607	4	12.062	3:18.675	86	19.627	3:14.532	93	45.877	2:20.332	64	1:07.980	2:30.652
87	15.448	3:25.211	87	13.019	3:18.938	64	21.502	3:15.739	7	54.323	2:49.389	7	1:10.908	2:24.121
50	16.406	3:24.985	50	14.315	3:19.276	99	21.811	3:15.351	95	59.742	2:43.709	38	1 LAP	5:38.029P
92	17.219	3:25.188	92	15.516	3:19.664	95	24.927	3:17.231	71	1:07.828	2:46.707	52	1 LAP	2:21.033
86	17.710	3:25.202	86	16.315	3:19.972	71	30.015	3:14.113	52	1 LAP	6:28.221P	95	1:34.881	2:42.675
64	18.592	3:19.946	64	16.983	3:19.758	93	34.439	3:37.305	3	1 LAP	6:44.702P	3	1 LAP	2:16.954
99	19.090	3:19.920	99	17.680	3:19.957							71	1:46.547	2:46.255
95	20.001	2:52.757	95	18.916	3:20.282									
71	58.663	2:50.108	71	27.122	2:49.826									

Weather/Track: Sun/Dry

www.mstworld.com

Page 2 of 16

Snetterton 300
Circuit Length = 2.9900 miles.
Start: 15:04 End: 18:04

Printed - 18:10 Saturday, 11 June 2011

Autosport 3 Hour Race

RACE 5 - LAP CHART - Snetterton - 11/12 June 2011

(contd.)

Lap 11			Lap 12			Lap 13			Lap 14			Lap 15		
No	Behind	Laptime	No	Behind	Laptime	No	Behind	Laptime	No	Behind	Laptime	No	Behind	Laptime
41		2:07.031	41		2:06.646	41		2:07.100	41		2:06.978	41		2:06.938
42	9.488	2:09.212	95	1 LAP	2:40.774	42	14.326	2:09.279	99	1 LAP	2:29.479	7	1 LAP	2:24.831
36	15.347	2:11.921	42	12.147	2:09.305	25	4 LAPS	10:53.997P	64	1 LAP	2:29.215	86	1 LAP	2:28.639
32	22.515	2:13.630	71	1 LAP	2:47.099	95	1 LAP	2:41.862	74	2 LAPS	2:32.384	42	18.142	2:08.931
18	23.916	2:14.095	32	29.930	2:14.061	36	37.863	2:13.004	42	16.149	2:08.801	99	1 LAP	2:28.017
97	24.929	2:14.789	18	30.160	2:12.890	18	39.730	2:16.670	36	42.984	2:12.099	64	1 LAP	2:30.059
61	46.154	2:16.434	97	31.524	2:13.241	97	39.794	2:15.370	97	46.498	2:13.682	74	2 LAPS	2:31.159
87	57.432	2:20.556	36	31.959	2:23.258	32	40.369	2:17.539	18	47.063	2:14.311	36	48.314	2:12.268
4	58.875	2:21.572	61	56.951	2:17.443	71	1 LAP	2:46.258	32	49.726	2:16.335	97	50.128	2:10.568
50	59.312	2:20.632	87	1:11.682	2:20.896	61	1:08.070	2:18.219	95	1 LAP	2:42.694	32	55.932	2:13.144
92	1:09.963	2:24.241	50	1:12.210	2:19.544	87	1:25.315	2:20.733	61	1:19.210	2:18.118	61	1:31.697	2:19.425
93	1:09.963	2:19.382	4	1:13.426	2:21.197	50	1:26.909	2:21.799	38	1 LAP	2:11.150	38	1 LAP	2:08.916
86	1:11.924	2:25.673	93	1:20.039	2:16.722	4	1:27.065	2:20.739	71	1 LAP	2:47.564	52	1 LAP	2:09.693
7	1:24.668	2:20.791	92	1:26.540	2:23.223	93	1:29.221	2:16.282	52	1 LAP	2:11.470	95	1 LAP	2:42.961
99	1:26.037	2:28.986	86	1:29.613	2:24.335	38	1 LAP	2:09.520	93	1:41.573	2:19.330	93	1:52.871	2:18.236
74	1 LAP	2:30.944	38	1 LAP	2:08.649	52	1 LAP	2:10.218	87	1:43.744	2:25.407	4	1:58.019	2:21.124
38	1 LAP	2:13.818	52	1 LAP	2:10.301	92	1:43.490	2:24.050	4	1:43.833	2:23.746	50	1:59.346	2:22.385
52	1 LAP	2:12.720	7	1:38.725	2:20.703	86	1:49.193	2:26.680	50	1:43.899	2:23.968	3	1 LAP	2:11.612
64	1:30.937	2:29.988	99	1:48.146	2:28.755	7	1:52.625	2:21.000	3	1 LAP	2:12.310			
3	1 LAP	2:09.449	3	1 LAP	2:11.470	3	1 LAP	2:09.964	92	2:00.995	2:24.483			
			74	1 LAP	2:31.270									
			64	1:54.374	2:30.083									

Weather/Track: Sun/Dry

www.mstworld.com

Page 3 of 16

Snetterton 300
Circuit Length = 2.9900 miles.
Start: 15:04 End: 18:04

Printed - 18:10 Saturday, 11 June 2011

Autosport 3 Hour Race

RACE 5 - LAP CHART - Snetterton - 11/12 June 2011

(contd.)

Lap 16			Lap 17			Lap 18			Lap 19			Lap 20		
No	Behind	Laptime	No	Behind	Laptime	No	Behind	Laptime	No	Behind	Laptime	No	Behind	Laptime
41		2:08.421	41		2:11.671	41		2:07.564	41		2:07.663	41		2:07.634
71	2 LAPS	2:47.376	50	1 LAP	2:21.979	3	2 LAPS	2:11.477	3	2 LAPS	2:10.586	61	1 LAP	2:19.564
92	1 LAP	2:26.549	95	2 LAPS	2:42.013	93	1 LAP	2:16.818	42	21.566	2:10.153	71	3 LAPS	2:48.067
7	1 LAP	2:22.477	42	19.418	2:11.158	50	1 LAP	2:19.859	93	1 LAP	2:30.885	3	2 LAPS	2:10.165
42	19.931	2:10.210	92	1 LAP	2:27.165	4	1 LAP	2:21.267	4	1 LAP	2:20.479	74	3 LAPS	2:35.190
86	1 LAP	2:25.565	7	1 LAP	2:25.580	42	19.076	2:07.222	50	1 LAP	2:21.338	42	22.520	2:08.588
99	1 LAP	2:30.777	86	1 LAP	2:26.945	95	2 LAPS	2:39.910	7	1 LAP	2:21.950	4	1 LAP	2:23.676
36	52.536	2:12.643	25	7 LAPS	8:52.814P	7	1 LAP	2:21.503	92	1 LAP	2:23.545	50	1 LAP	2:23.220
97	54.028	2:12.321	71	2 LAPS	2:47.631	92	1 LAP	2:26.463	36	1:03.510	2:13.227	93	1 LAP	2:30.264
64	1 LAP	2:29.922	36	53.473	2:12.608	86	1 LAP	2:25.314	25	7 LAPS	2:18.605	36	1:11.064	2:15.188
74	2 LAPS	2:32.111	97	53.775	2:11.418	25	7 LAPS	2:25.668	86	1 LAP	2:28.915	7	1 LAP	2:22.309
32	1:02.117	2:14.606	32	1:05.572	2:15.126	36	57.946	2:12.037	95	2 LAPS	2:43.673	25	7 LAPS	2:18.688
38	1 LAP	2:08.160	99	1 LAP	2:30.277	32	1:20.497	2:22.489	32	1:29.588	2:16.754	92	1 LAP	2:27.736
61	1:42.002	2:18.726	64	1 LAP	2:29.782	71	2 LAPS	2:49.318	38	1 LAP	2:10.827	86	1 LAP	2:27.674
52	1 LAP	2:10.036	74	2 LAPS	2:32.049	99	1 LAP	2:31.421	97	1:50.043	2:15.353	32	1:38.767	2:16.813
93	2:02.896	2:18.446	38	1 LAP	2:07.705	64	1 LAP	2:30.487	99	1 LAP	2:31.173	38	1 LAP	2:07.763
3	1 LAP	2:11.760	52	1 LAP	2:10.444	38	1 LAP	2:09.028	52	1 LAP	2:14.879	95	2 LAPS	2:41.839
4	2:11.579	2:21.981	61	1:46.850	2:16.519	97	1:42.353	2:56.142	64	1 LAP	2:31.561	97	1:54.221	2:11.812
						74	2 LAPS	2:36.395				52	1 LAP	2:11.944
						52	1 LAP	2:14.212						
						61	1:56.238	2:16.952						

Weather/Track: Sun/Dry

www.mstworld.com

Page 4 of 16

Snetterton 300
Circuit Length = 2.9900 miles.
Start: 15:04 End: 18:04

Printed - 18:10 Saturday, 11 June 2011

Autosport 3 Hour Race

RACE 5 - LAP CHART - Snetterton - 11/12 June 2011

(contd.)

Lap 21			Lap 22			Lap 23			Lap 24			Lap 25		
No	Behind	Laptime	No	Behind	Laptime	No	Behind	Laptime	No	Behind	Laptime	No	Behind	Laptime
41		2:07.057	41		2:06.846	41		2:08.614	41		2:07.889	42		2:07.441
99	2 LAPS	2:29.059	3	2 LAPS	2:10.572	52	2 LAPS	2:11.982	97	1 LAP	2:13.441	71	4 LAPS	2:47.781
3	2 LAPS	2:13.172	61	1 LAP	2:16.587	86	2 LAPS	2:28.210	52	2 LAPS	2:09.626	92	2 LAPS	2:29.410
61	1 LAP	2:18.420	95	3 LAPS	2:42.886	3	2 LAPS	2:10.999	92	2 LAPS	2:30.884	93	3 LAPS	5:57.921P
64	2 LAPS	2:30.875	42	28.906	2:09.562	42	29.804	2:09.512	3	2 LAPS	2:13.152	25	9 LAPS	6:01.080P
42	26.190	2:10.727	99	2 LAPS	2:30.191	61	1 LAP	2:18.805	86	2 LAPS	2:28.353	95	4 LAPS	4:53.270P
74	3 LAPS	2:37.565	64	2 LAPS	2:30.299	99	2 LAPS	2:28.858	42	29.553	2:07.638	7	3 LAPS	6:10.130P
18	6 LAPS	14:51.801P	74	3 LAPS	2:32.781	95	3 LAPS	2:41.665	61	1 LAP	2:17.307	32	2 LAPS	6:09.838P
71	3 LAPS	2:47.229	18	6 LAPS	2:40.033	64	2 LAPS	2:30.103	99	2 LAPS	2:29.115	64	2 LAPS	2:31.144
4	1 LAP	2:22.867	4	1 LAP	2:24.382	74	3 LAPS	2:32.281	64	2 LAPS	2:30.391	36	1:17.002	2:12.821
93	1 LAP	2:19.608	50	1 LAP	2:23.416	4	1 LAP	2:23.620	36	1:41.175	2:14.831	38	1 LAP	2:08.319
50	1 LAP	2:23.942	71	3 LAPS	2:50.749	18	6 LAPS	2:24.517	50	1 LAP	2:21.790	18	6 LAPS	2:22.919
36	1:20.046	2:16.039	36	1:28.550	2:15.350	50	1 LAP	2:24.362	38	1 LAP	2:07.965	52	1 LAP	2:11.519
25	7 LAPS	2:17.930	93	1 LAP	2:37.939	36	1:34.233	2:14.297	18	6 LAPS	2:25.494	74	3 LAPS	2:32.876
7	1 LAP	2:23.963	25	7 LAPS	2:18.443	38	1 LAP	2:11.029	74	3 LAPS	2:37.009			
38	1 LAP	2:09.523	38	1 LAP	2:08.908	71	3 LAPS	2:49.028	97	2:14.711	2:12.730			
92	1 LAP	2:27.378	7	1 LAP	2:22.783				52	1 LAP	2:11.458			
32	1:46.379	2:14.669	32	1:56.282	2:16.749				3	1 LAP	2:12.546			
86	1 LAP	2:27.781	92	1 LAP	2:28.090									
97	1:59.092	2:11.928	97	2:05.043	2:12.797									
52	1 LAP	2:11.408												

Weather/Track: Sun/Dry

www.mstworld.com

Page 5 of 16

Snetterton 300
Circuit Length = 2.9900 miles.
Start: 15:04 End: 18:04

Printed - 18:10 Saturday, 11 June 2011

Autosport 3 Hour Race

RACE 5 - LAP CHART - Snetterton - 11/12 June 2011

(contd.)

Lap 26			Lap 27			Lap 28			Lap 29			Lap 30		
No	Behind	Laptime	No	Behind	Laptime	No	Behind	Laptime	No	Behind	Laptime	No	Behind	Laptime
42		2:07.381	42		2:07.274	42		2:07.489	42		2:08.248	42		2:06.935
3	2 LAPS	2:12.016	3	2 LAPS	2:11.259	95	5 LAPS	2:36.982	71	5 LAPS	2:47.232	3	2 LAPS	2:11.632
4	3 LAPS	5:43.095P	99	4 LAPS	5:48.856P	92	4 LAPS	6:14.797P	18	7 LAPS	2:21.467	18	7 LAPS	2:22.560
41	1 LAP	5:33.978P	74	4 LAPS	2:33.171	3	2 LAPS	2:10.308	3	2 LAPS	2:13.521	7	4 LAPS	2:31.937
71	4 LAPS	2:47.889	86	4 LAPS	6:36.301P	97	3 LAPS	7:20.053P	7	4 LAPS	2:29.960	71	5 LAPS	2:48.838
93	3 LAPS	2:28.780	50	3 LAPS	5:46.567P	36	2 LAPS	5:47.932P	64	3 LAPS	2:30.603	64	3 LAPS	2:31.233
38	1 LAP	2:08.871	4	3 LAPS	2:31.433	86	4 LAPS	2:38.123	95	5 LAPS	2:35.545	97	3 LAPS	2:15.634
32	2 LAPS	2:31.151	93	3 LAPS	2:19.648	99	4 LAPS	2:46.975	5	21 LAPS	48:45.444P	95	5 LAPS	2:35.641
64	2 LAPS	2:30.732	41	1 LAP	2:26.229	4	3 LAPS	2:22.041	92	4 LAPS	2:42.854	92	4 LAPS	2:30.660
95	4 LAPS	2:44.538	38	1 LAP	2:07.713	50	3 LAPS	2:36.778	97	3 LAPS	2:18.568	38	1 LAP	2:09.164
7	3 LAPS	2:45.500	71	4 LAPS	2:47.243	38	1 LAP	2:07.178	36	2 LAPS	2:34.709	5	21 LAPS	2:57.146
18	6 LAPS	2:21.674	32	2 LAPS	2:18.478	41	1 LAP	2:19.249	86	4 LAPS	2:35.312	36	2 LAPS	2:21.794
52	1 LAP	2:10.012	52	1 LAP	2:12.803	93	3 LAPS	2:20.721	4	3 LAPS	2:21.542	4	3 LAPS	2:19.713
			7	3 LAPS	2:27.973	32	2 LAPS	2:17.606	38	1 LAP	2:07.794	41	1 LAP	2:16.686
			18	6 LAPS	2:22.608	52	1 LAP	2:10.905	99	4 LAPS	2:40.972	86	4 LAPS	2:35.506
			64	2 LAPS	2:31.845				41	1 LAP	2:15.256	93	3 LAPS	2:20.186
									93	3 LAPS	2:19.449	99	4 LAPS	2:40.548
									50	3 LAPS	2:31.783	50	3 LAPS	2:28.582
									74	5 LAPS	5:59.720P			
									52	1 LAP	2:12.607			
									32	2 LAPS	2:16.751			

Weather/Track: Sun/Dry

www.mstworld.com

Page 6 of 16

Snetterton 300
Circuit Length = 2.9900 miles.
Start: 15:04 End: 18:04

Printed - 18:10 Saturday, 11 June 2011

Autosport 3 Hour Race

RACE 5 - LAP CHART - Snetterton - 11/12 June 2011

(contd.)

Lap 31			Lap 32			Lap 33			Lap 34			Lap 35		
No	Behind	Laptime	No	Behind	Laptime	No	Behind	Laptime	No	Behind	Laptime	No	Behind	Laptime
42		2:08.833	42		2:07.184	42		2:09.375	42		2:07.102	42		2:08.307
52	2 LAPS	2:09.697	52	2 LAPS	2:09.949	93	4 LAPS	2:19.666	52	2 LAPS	2:11.520	64	4 LAPS	2:29.605
32	3 LAPS	2:14.422	50	4 LAPS	2:28.414	52	2 LAPS	2:11.333	95	6 LAPS	2:35.350	74	7 LAPS	2:39.701
3	2 LAPS	2:10.526	32	3 LAPS	2:15.138	32	3 LAPS	2:15.431	93	4 LAPS	2:19.416	61	11 LAPS	2:21.810P
74	6 LAPS	2:52.649	99	5 LAPS	2:39.705	86	5 LAPS	2:33.398	32	3 LAPS	2:13.398	4	4 LAPS	2:19.754
18	7 LAPS	2:21.646	3	2 LAPS	2:11.252	50	4 LAPS	2:29.918	3	2 LAPS	2:11.478	92	5 LAPS	2:27.452
7	4 LAPS	2:25.855	18	7 LAPS	2:20.111	3	2 LAPS	2:12.710	71	6 LAPS	2:48.613	36	3 LAPS	2:23.306
97	3 LAPS	2:15.581	97	3 LAPS	2:12.579	5	22 LAPS	2:48.064	86	5 LAPS	2:30.886	93	4 LAPS	2:18.031
64	3 LAPS	2:29.765	74	6 LAPS	2:41.626	99	5 LAPS	2:39.503	50	4 LAPS	2:28.767	32	3 LAPS	2:12.251
38	1 LAP	2:07.140	7	4 LAPS	2:23.604	28	29 LAPS	3:21.779P	5	22 LAPS	2:39.875	3	2 LAPS	2:10.203
92	4 LAPS	2:27.007	38	1 LAP	2:06.149	18	7 LAPS	2:20.873	28	29 LAPS	2:29.913	95	6 LAPS	2:34.266
71	5 LAPS	2:46.754	64	3 LAPS	2:29.495	97	3 LAPS	2:12.914	38	1 LAP	2:07.375	86	5 LAPS	2:30.222
95	5 LAPS	2:34.774	92	4 LAPS	2:26.624	38	1 LAP	2:06.181	97	3 LAPS	2:14.836	50	4 LAPS	2:26.497
36	2 LAPS	2:22.206	41	1 LAP	2:14.195	74	6 LAPS	2:41.572	18	7 LAPS	2:24.520	38	1 LAP	2:05.619
4	3 LAPS	2:20.772	95	5 LAPS	2:34.039	7	4 LAPS	2:33.895	99	5 LAPS	2:40.064	71	6 LAPS	2:49.342
41	1 LAP	2:15.439	36	2 LAPS	2:21.625	64	3 LAPS	2:30.913	7	4 LAPS	2:25.782	97	3 LAPS	2:14.488
28	28 LAPS	68:54.280P	4	3 LAPS	2:21.894	41	1 LAP	2:14.437	41	1 LAP	2:12.572	18	7 LAPS	2:20.220
93	3 LAPS	2:22.745	71	5 LAPS	2:47.297	92	4 LAPS	2:28.658				28	29 LAPS	2:27.676
5	21 LAPS	2:47.335				4	3 LAPS	2:21.397				5	22 LAPS	2:40.449
86	4 LAPS	2:33.929				36	2 LAPS	2:24.000				99	5 LAPS	2:37.686
												41	1 LAP	2:12.728

Weather/Track: Sun/Dry

www.mstworld.com

Page 7 of 16

Snetterton 300
Circuit Length = 2.9900 miles.
Start: 15:04 End: 18:04

Printed - 18:10 Saturday, 11 June 2011

Autosport 3 Hour Race

RACE 5 - LAP CHART - Snetterton - 11/12 June 2011

(contd.)

Lap 36			Lap 37			Lap 38			Lap 39			Lap 40		
No	Behind	Laptime	No	Behind	Laptime	No	Behind	Laptime	No	Behind	Laptime	No	Behind	Laptime
42		2:06.361	42		2:07.402	42		2:06.073	42		2:07.288	42		2:06.969
7	5 LAPS	2:24.843	5	23 LAPS	2:38.185	28	30 LAPS	2:25.172	50	5 LAPS	2:27.978	74	8 LAPS	2:40.349
4	4 LAPS	2:21.194	41	2 LAPS	2:12.451	41	2 LAPS	2:13.668	18	8 LAPS	2:19.394	95	7 LAPS	2:33.327
64	4 LAPS	2:30.307	99	6 LAPS	2:37.954	71	7 LAPS	2:46.403	86	6 LAPS	2:31.806	18	8 LAPS	2:18.502
61	11 LAPS	2:25.802	7	5 LAPS	2:25.183	5	23 LAPS	2:35.390	41	2 LAPS	2:20.319	50	5 LAPS	2:27.989
92	5 LAPS	2:25.840	61	11 LAPS	2:13.810	61	11 LAPS	2:13.902	28	30 LAPS	2:26.137	86	6 LAPS	2:29.662
36	3 LAPS	2:22.751	4	4 LAPS	2:20.367	7	5 LAPS	2:25.085	61	11 LAPS	2:12.724	28	30 LAPS	2:26.352
32	3 LAPS	2:12.291	32	3 LAPS	2:13.534	32	3 LAPS	2:12.318	32	3 LAPS	2:13.637	3	2 LAPS	2:09.688
93	4 LAPS	2:17.237	36	3 LAPS	2:21.321	99	6 LAPS	2:39.397	3	2 LAPS	2:11.747	32	3 LAPS	2:13.190
74	7 LAPS	2:40.202	3	2 LAPS	2:12.785	3	2 LAPS	2:10.726	4	4 LAPS	2:18.883	38	1 LAP	2:07.603
3	2 LAPS	2:10.393	93	4 LAPS	2:17.420	4	4 LAPS	2:18.751	5	23 LAPS	2:40.573	4	4 LAPS	2:19.647
95	6 LAPS	2:34.173	92	5 LAPS	2:27.350	93	4 LAPS	2:15.317	93	4 LAPS	2:20.612	93	4 LAPS	2:17.680
38	1 LAP	2:06.918	64	4 LAPS	2:31.404	36	3 LAPS	2:19.818	7	5 LAPS	2:30.743	36	3 LAPS	2:22.493
52	3 LAPS	5:31.104P	74	7 LAPS	2:41.251	92	5 LAPS	2:25.045	38	1 LAP	2:06.240	7	5 LAPS	2:30.459
50	4 LAPS	2:28.904	38	1 LAP	2:05.152	38	1 LAP	2:06.214	71	7 LAPS	2:50.583	5	23 LAPS	2:42.589
86	5 LAPS	2:31.404	95	6 LAPS	2:33.737	64	4 LAPS	2:28.470	36	3 LAPS	2:22.866	92	5 LAPS	2:27.384
97	3 LAPS	2:15.760	52	3 LAPS	2:20.978	52	3 LAPS	2:10.708	99	6 LAPS	2:39.195	71	7 LAPS	2:47.776
18	7 LAPS	2:21.037	50	4 LAPS	2:26.299	74	7 LAPS	2:40.727	92	5 LAPS	2:25.642	99	6 LAPS	2:39.245
28	29 LAPS	2:26.078	86	5 LAPS	2:31.142	95	6 LAPS	2:33.065	52	3 LAPS	2:10.193	52	3 LAPS	2:32.893P
71	6 LAPS	2:47.669	18	7 LAPS	2:19.970							18	7 LAPS	2:21.946
												64	5 LAPS	5:48.018P
												95	6 LAPS	2:34.815
												74	7 LAPS	2:40.017
												50	4 LAPS	2:27.728
												86	5 LAPS	2:28.970
												3	1 LAP	2:10.809
												28	29 LAPS	2:26.384
												32	2 LAPS	2:13.283
												38	3:16.636	2:05.302
												4	3 LAPS	2:17.729
												93	3 LAPS	2:17.351
												36	2 LAPS	2:20.028
												92	4 LAPS	2:24.499
												7	4 LAPS	2:43.004
												5	22 LAPS	2:36.364
												52	2 LAPS	2:15.933
												99	5 LAPS	2:39.817
												71	6 LAPS	2:47.412
												18	6 LAPS	2:21.010
												3	5:19.523	2:12.084
												50	3 LAPS	2:30.701
												64	4 LAPS	2:36.616

Weather/Track: Sun/Dry

www.mstworld.com

Page 8 of 16

Snetterton 300
Circuit Length = 2.9900 miles.
Start: 15:04 End: 18:04

Printed - 18:10 Saturday, 11 June 2011

Autosport 3 Hour Race

RACE 5 - LAP CHART - Snetterton - 11/12 June 2011

(contd.)

Lap 41			Lap 42			Lap 43			Lap 44			Lap 45		
No	Behind	Laptime	No	Behind	Laptime	No	Behind	Laptime	No	Behind	Laptime	No	Behind	Laptime
38		2:08.469	38		2:06.796	38		2:07.405	38		2:05.875	38		2:04.808
42	2.057	5:27.162P	3	1 LAP	2:12.787	18	7 LAPS	2:21.232	42	9.352	2:08.649	92	5 LAPS	2:23.254
95	6 LAPS	2:35.637	42	5.917	2:10.656	3	1 LAP	2:13.359	3	1 LAP	2:13.152	42	11.938	2:07.394
74	7 LAPS	2:39.634	50	4 LAPS	2:27.345	42	6.578	2:08.066	5	23 LAPS	2:35.532	3	1 LAP	2:10.840
86	5 LAPS	2:28.570	64	5 LAPS	2:29.292	99	6 LAPS	2:37.250	18	7 LAPS	2:20.692	32	2 LAPS	2:14.127
28	29 LAPS	2:26.867	32	2 LAPS	2:15.251	32	2 LAPS	2:13.807	32	2 LAPS	2:12.873	5	23 LAPS	2:39.245
32	2 LAPS	2:25.633	86	5 LAPS	2:28.643	71	7 LAPS	2:47.382	99	6 LAPS	2:36.416	93	3 LAPS	2:17.053
4	3 LAPS	2:19.010	28	29 LAPS	2:26.495	50	4 LAPS	2:25.565	93	3 LAPS	2:14.674	99	6 LAPS	2:37.037
93	3 LAPS	2:17.582	93	3 LAPS	2:15.293	64	5 LAPS	2:30.078	50	4 LAPS	2:27.083	4	3 LAPS	2:16.940
36	2 LAPS	2:23.378	4	3 LAPS	2:18.500	93	3 LAPS	2:17.187	4	3 LAPS	2:17.774	52	2 LAPS	2:13.905
92	4 LAPS	2:24.607	74	7 LAPS	2:40.435	4	3 LAPS	2:18.271	64	5 LAPS	2:30.264	64	5 LAPS	2:28.787
52	2 LAPS	2:09.787	36	2 LAPS	2:23.604	86	5 LAPS	2:27.582	95	8 LAPS	7:31.468P	28	29 LAPS	2:27.786
7	4 LAPS	2:23.326	52	2 LAPS	2:09.439	28	29 LAPS	2:27.491	86	5 LAPS	2:28.335	86	5 LAPS	2:29.085
5	22 LAPS	2:35.115	92	4 LAPS	2:24.977	74	7 LAPS	2:38.802	28	29 LAPS	2:28.377	36	2 LAPS	2:22.454
99	5 LAPS	2:37.595	7	4 LAPS	2:24.661	52	2 LAPS	2:09.917	71	7 LAPS	2:48.998	95	8 LAPS	2:44.263
18	6 LAPS	2:22.986	5	22 LAPS	2:33.802	36	2 LAPS	2:21.363	52	2 LAPS	2:09.917	50	4 LAPS	3:01.420
71	6 LAPS	2:46.322				7	4 LAPS	2:22.273	36	2 LAPS	2:22.269	71	7 LAPS	2:47.018
						92	4 LAPS	2:24.726	74	7 LAPS	2:39.741	74	7 LAPS	2:38.537

Weather/Track: Sun/Dry

www.mstworld.com

Page 9 of 16

Snetterton 300
Circuit Length = 2.9900 miles.
Start: 15:04 End: 18:04

Printed - 18:10 Saturday, 11 June 2011

Autosport 3 Hour Race

RACE 5 - LAP CHART - Snetterton - 11/12 June 2011

(contd.)

Lap 46			Lap 47			Lap 48			Lap 49			Lap 50		
No	Behind	Laptime	No	Behind	Laptime	No	Behind	Laptime	No	Behind	Laptime	No	Behind	Laptime
42		2:07.618	42		2:08.011	42		2:08.934	42		5:32.154P	42		2:24.726
92	5 LAPS	2:25.736	95	9 LAPS	2:37.038	86	6 LAPS	2:32.825	64	6 LAPS	5:48.728P	64	6 LAPS	2:35.988
3	1 LAP	2:11.364	18	9 LAPS	6:16.138P	50	5 LAPS	2:26.916	18	8 LAPS	3:48.549	99	7 LAPS	7:08.195P
32	2 LAPS	2:12.073	71	8 LAPS	2:46.494	36	3 LAPS	2:35.213	36	3 LAPS	6:15.166P	92	5 LAPS	6:33.275P
93	3 LAPS	2:15.697	92	5 LAPS	2:27.211	18	9 LAPS	2:25.235	3	2 LAPS	3:50.008	18	8 LAPS	3:48.297
5	23 LAPS	2:34.106	74	8 LAPS	2:39.525	95	9 LAPS	2:35.638	50	4 LAPS	3:44.051	3	2 LAPS	3:47.856
4	3 LAPS	2:18.555	32	2 LAPS	2:15.039	92	5 LAPS	2:29.309	5	24 LAPS	3:38.268	36	3 LAPS	3:48.427
52	2 LAPS	2:09.161	7	7 LAPS	7:55.373P	32	2 LAPS	2:14.181	95	8 LAPS	3:21.983	5	24 LAPS	3:49.131
99	6 LAPS	2:37.930	93	3 LAPS	2:15.847	71	8 LAPS	2:46.328	74	7 LAPS	2:49.457	95	8 LAPS	3:52.152
64	5 LAPS	2:28.367	52	2 LAPS	2:09.736	74	8 LAPS	2:38.222	52	1 LAP	2:48.978	74	7 LAPS	3:50.833
86	5 LAPS	2:28.926	4	3 LAPS	2:20.498	93	3 LAPS	2:16.170	7	6 LAPS	2:49.559	52	1 LAP	3:50.310
36	2 LAPS	2:22.523	38	1 LAP	6:03.722P	7	7 LAPS	2:25.630	4	2 LAPS	2:43.861	7	6 LAPS	3:49.287
50	4 LAPS	2:28.060	99	6 LAPS	2:37.848	52	2 LAPS	2:08.015	38	1:05.689	2:42.027	4	2 LAPS	3:48.705
			64	5 LAPS	2:29.063	4	3 LAPS	2:17.987	32	2 LAPS	5:59.200P	38	2:29.086	3:48.123
						38	1 LAP	2:14.547	93	3 LAPS	5:53.804P	32	2 LAPS	3:37.401
						99	6 LAPS	2:36.335				93	3 LAPS	3:20.446
						3	2 LAPS	6:44.313P						
						86	5 LAPS	2:34.817						
						18	8 LAPS	2:19.439						
						50	4 LAPS	2:32.638						
						5	24 LAPS	6:03.989P						
						95	8 LAPS	2:40.846						
						92	4 LAPS	2:35.684						
						74	7 LAPS	2:44.476						
						71	7 LAPS	2:48.676						
						52	1 LAP	2:23.943						
						7	6 LAPS	2:26.602						
						4	2 LAPS	2:20.386						
						38	3:55.816	2:14.048						

Weather/Track: Sun/Dry

www.mstworld.com

Page 10 of 16

Snetterton 300
Circuit Length = 2.9900 miles.
Start: 15:04 End: 18:04

Printed - 18:10 Saturday, 11 June 2011

Autosport 3 Hour Race

RACE 5 - LAP CHART - Snetterton - 11/12 June 2011

(contd.)

Lap 51			Lap 52			Lap 53			Lap 54			Lap 55		
No	Behind	Laptime	No	Behind	Laptime	No	Behind	Laptime	No	Behind	Laptime	No	Behind	Laptime
42		2:37.074	42		2:08.596	42		2:07.063	42		2:07.144	42		2:06.675
86	7 LAPS	8:03.783P	7	7 LAPS	2:20.275	32	3 LAPS	2:13.058	71	10 LAPS	2:46.146	3	3 LAPS	2:11.451
64	6 LAPS	2:29.777	4	3 LAPS	2:20.955	7	7 LAPS	2:16.997	32	3 LAPS	2:12.723	18	9 LAPS	2:11.509
71	9 LAPS	7:37.112P	5	25 LAPS	2:26.798	4	3 LAPS	2:16.479	99	8 LAPS	2:31.243	32	3 LAPS	2:13.026
99	7 LAPS	2:35.694	93	4 LAPS	2:19.679	92	6 LAPS	2:31.424	7	7 LAPS	2:15.700	7	7 LAPS	2:17.080
3	2 LAPS	2:12.996	95	9 LAPS	2:35.482	5	25 LAPS	2:24.218	4	3 LAPS	2:17.971	99	8 LAPS	2:28.996
18	8 LAPS	2:14.711	74	8 LAPS	2:38.130	93	4 LAPS	2:17.891	93	4 LAPS	2:22.806	4	3 LAPS	2:19.032
52	1 LAP	2:08.518	64	6 LAPS	2:27.013	95	9 LAPS	2:35.612	92	6 LAPS	2:26.628	71	10 LAPS	2:44.085
38	2:00.356	2:08.344	86	7 LAPS	2:38.281	74	8 LAPS	2:36.451	5	25 LAPS	2:27.079	93	4 LAPS	2:19.872
36	3 LAPS	2:16.782	50	6 LAPS	7:14.562P	64	6 LAPS	2:26.471	64	6 LAPS	2:28.050	92	6 LAPS	2:24.846
92	5 LAPS	2:44.415	71	9 LAPS	2:55.690	86	7 LAPS	2:25.745	95	9 LAPS	2:35.865	5	25 LAPS	2:24.689
32	2 LAPS	2:15.730	99	7 LAPS	2:29.268	50	6 LAPS	2:34.419	86	7 LAPS	2:24.720	86	7 LAPS	2:24.523
			3	2 LAPS	2:11.918	38	1:58.715	2:06.595	74	8 LAPS	2:36.528	64	6 LAPS	2:28.035
			38	1:59.183	2:07.423	52	1 LAP	2:11.143	50	6 LAPS	2:25.818	28	38 LAPS	25:44.270P
			52	1 LAP	2:08.264	3	2 LAPS	2:13.698	38	1:58.304	2:06.733	95	9 LAPS	2:37.004
			18	8 LAPS	2:13.155	18	8 LAPS	2:11.698	52	1 LAP	2:06.652	74	8 LAPS	2:36.485
												38	1:59.369	2:07.740
												52	1 LAP	2:06.735

Weather/Track: Sun/Dry

www.mstworld.com

Page 11 of 16

Snetterton 300
Circuit Length = 2.9900 miles.
Start: 15:04 End: 18:04

Printed - 18:10 Saturday, 11 June 2011

Autosport 3 Hour Race

RACE 5 - LAP CHART - Snetterton - 11/12 June 2011

(contd.)

Lap 56			Lap 57			Lap 58			Lap 59			Lap 60		
No	Behind	Laptime	No	Behind	Laptime	No	Behind	Laptime	No	Behind	Laptime	No	Behind	Laptime
42		2:06.067	42		2:07.177	42		2:06.277	42		2:07.835	42		2:07.509
50	7 LAPS	2:24.646	28	39 LAPS	2:35.457	4	5 LAPS	5:44.549P	74	11 LAPS	6:46.347P	5	26 LAPS	2:24.762
3	3 LAPS	2:10.243	95	10 LAPS	2:34.912	86	8 LAPS	2:24.506	3	3 LAPS	2:12.012	92	7 LAPS	2:31.500
18	9 LAPS	2:10.971	3	3 LAPS	2:11.123	64	7 LAPS	2:28.190	86	8 LAPS	2:25.658	3	3 LAPS	2:10.267
32	3 LAPS	2:14.233	18	9 LAPS	2:11.002	3	3 LAPS	2:09.999	18	9 LAPS	2:14.692	18	9 LAPS	2:10.703
7	7 LAPS	2:16.542	50	7 LAPS	2:23.482	18	9 LAPS	2:10.962	4	5 LAPS	2:32.175	86	8 LAPS	2:26.641
99	8 LAPS	2:29.467	32	3 LAPS	2:12.935	28	39 LAPS	2:32.583	64	7 LAPS	2:28.043	4	5 LAPS	2:29.325
93	4 LAPS	2:19.954	97	23 LAPS	51:28.766P	50	7 LAPS	2:22.061	71	11 LAPS	2:45.317	32	3 LAPS	2:13.485
92	6 LAPS	2:23.425	7	7 LAPS	2:16.375	95	10 LAPS	2:37.592	32	3 LAPS	2:13.159	64	7 LAPS	2:28.329
5	25 LAPS	2:23.137	93	4 LAPS	2:19.394	32	3 LAPS	2:13.425	50	7 LAPS	2:22.535	74	11 LAPS	2:52.162
71	10 LAPS	2:44.634	99	8 LAPS	2:30.194	7	7 LAPS	2:16.552	28	39 LAPS	2:30.551	50	7 LAPS	2:21.706
86	7 LAPS	2:25.329	92	6 LAPS	2:24.295	97	23 LAPS	2:37.142	95	10 LAPS	2:38.163	71	11 LAPS	2:49.464
64	6 LAPS	2:27.043	5	25 LAPS	2:24.149	93	4 LAPS	2:19.386	7	7 LAPS	2:16.547	28	39 LAPS	2:29.914
38	2:01.336	2:08.034	38	2:00.810	2:06.651	99	8 LAPS	2:30.191	97	23 LAPS	2:22.060	7	7 LAPS	2:17.811
52	1 LAP	2:06.818	71	10 LAPS	2:46.511	92	6 LAPS	2:24.919	93	4 LAPS	2:18.424	95	10 LAPS	2:37.140
			52	1 LAP	2:07.452	5	25 LAPS	2:25.096	38	2:01.670	2:08.020	93	4 LAPS	2:17.773
						38	2:01.485	2:06.952	52	1 LAP	2:08.238	97	23 LAPS	2:23.780
						52	1 LAP	2:06.762	99	8 LAPS	2:27.794	38	2:00.178	2:06.017
												52	1 LAP	2:06.259

Weather/Track: Sun/Dry

www.mstworld.com

Page 12 of 16

Snetterton 300
Circuit Length = 2.9900 miles.
Start: 15:04 End: 18:04

Printed - 18:10 Saturday, 11 June 2011

Autosport 3 Hour Race

RACE 5 - LAP CHART - Snetterton - 11/12 June 2011

(contd.)

Lap 61			Lap 62			Lap 63			Lap 64			Lap 65		
No	Behind	Laptime	No	Behind	Laptime	No	Behind	Laptime	No	Behind	Laptime	No	Behind	Laptime
42		2:08.231	42		2:07.794	42		2:09.090	42		2:08.310	42		2:07.784
5	26 LAPS	2:23.641	3	3 LAPS	2:10.122	93	5 LAPS	2:18.192	28	40 LAPS	2:28.584	93	5 LAPS	2:17.546
99	9 LAPS	2:26.868	5	26 LAPS	2:24.357	97	24 LAPS	2:19.635	93	5 LAPS	2:19.731	97	24 LAPS	2:18.240
3	3 LAPS	2:09.514	18	9 LAPS	2:14.252	95	11 LAPS	2:35.755	97	24 LAPS	2:18.783	3	3 LAPS	2:09.342
18	9 LAPS	2:12.250	99	9 LAPS	2:28.746	3	3 LAPS	2:09.700	3	3 LAPS	2:10.804	28	40 LAPS	2:31.370
92	7 LAPS	2:32.557	92	7 LAPS	2:33.156	18	9 LAPS	2:13.017	74	12 LAPS	2:47.403	71	15 LAPS	10:12.580P
32	3 LAPS	2:13.692	32	3 LAPS	2:12.085	99	9 LAPS	2:26.727	18	9 LAPS	2:11.786	18	9 LAPS	2:11.349
86	8 LAPS	2:24.635	86	8 LAPS	2:24.168	32	3 LAPS	2:17.487	95	11 LAPS	2:35.692	74	12 LAPS	2:45.937
4	5 LAPS	2:25.914	4	5 LAPS	2:24.415	92	7 LAPS	2:27.428	32	3 LAPS	2:15.182	95	11 LAPS	2:35.719
64	7 LAPS	2:25.910	64	7 LAPS	2:26.631	86	8 LAPS	2:23.739	99	9 LAPS	2:28.195	32	3 LAPS	2:15.467
50	7 LAPS	2:21.607	50	7 LAPS	2:20.416	4	5 LAPS	2:24.402	92	7 LAPS	2:25.719	99	9 LAPS	2:27.066
74	11 LAPS	2:44.858	7	7 LAPS	2:15.789	50	7 LAPS	2:20.718	86	8 LAPS	2:25.863	92	7 LAPS	2:26.064
7	7 LAPS	2:18.391	38	1:58.395	2:07.287	64	7 LAPS	2:26.920	50	7 LAPS	2:22.798	38	1:56.201	2:09.183
28	39 LAPS	2:29.520	28	39 LAPS	2:29.886	7	7 LAPS	2:15.497	4	5 LAPS	2:23.849	52	1 LAP	2:08.554
38	1:58.902	2:06.955	52	1 LAP	2:07.575	38	1:55.480	2:06.175	38	1:54.802	2:07.632	7	7 LAPS	2:20.783
52	1 LAP	2:07.788	74	11 LAPS	2:45.513	52	1 LAP	2:07.908	7	7 LAPS	2:17.320	4	5 LAPS	2:22.803
93	4 LAPS	2:21.121							52	1 LAP	2:08.236			
97	23 LAPS	2:19.742							64	7 LAPS	2:27.375			
95	10 LAPS	2:36.467							5	27 LAPS	5:52.004P			

Weather/Track: Sun/Dry

www.mstworld.com

Page 13 of 16

Snetterton 300
Circuit Length = 2.9900 miles.
Start: 15:04 End: 18:04

Printed - 18:10 Saturday, 11 June 2011

Autosport 3 Hour Race

RACE 5 - LAP CHART - Snetterton - 11/12 June 2011

(contd.)

Lap 66			Lap 67			Lap 68			Lap 69			Lap 70		
No	Behind	Laptime	No	Behind	Laptime	No	Behind	Laptime	No	Behind	Laptime	No	Behind	Laptime
42		2:08.803	42		2:08.724	42		2:09.157	42		2:08.524	42		2:08.829
86	9 LAPS	2:31.783	7	8 LAPS	2:16.628	95	12 LAPS	2:34.329	99	10 LAPS	2:26.520	7	8 LAPS	2:18.658
50	8 LAPS	2:23.592	4	6 LAPS	2:21.091	99	10 LAPS	2:27.257	7	8 LAPS	2:18.124	3	3 LAPS	2:11.302
64	8 LAPS	2:27.225	50	8 LAPS	2:21.219	7	8 LAPS	2:18.181	95	12 LAPS	2:32.372	99	10 LAPS	2:27.643
3	3 LAPS	2:09.752	86	9 LAPS	2:29.502	74	13 LAPS	2:44.492	50	8 LAPS	2:20.099	50	8 LAPS	2:20.522
93	5 LAPS	2:16.840	64	8 LAPS	2:26.086	92	8 LAPS	2:26.964	92	8 LAPS	2:28.410	92	8 LAPS	2:26.539
97	24 LAPS	2:16.599	3	3 LAPS	2:10.428	50	8 LAPS	2:19.085	3	3 LAPS	2:09.129	95	12 LAPS	2:37.379
5	28 LAPS	2:46.653	93	5 LAPS	2:17.670	4	6 LAPS	2:23.751	4	6 LAPS	2:25.242	4	6 LAPS	2:25.191
18	9 LAPS	2:12.352	18	9 LAPS	2:11.943	3	3 LAPS	2:12.890	74	13 LAPS	2:44.936	18	9 LAPS	2:12.773
28	40 LAPS	2:31.059	5	28 LAPS	2:35.450	86	9 LAPS	2:29.886	86	9 LAPS	2:25.450	93	5 LAPS	2:19.007
32	3 LAPS	2:15.249	28	40 LAPS	2:30.611	64	8 LAPS	2:27.819	18	9 LAPS	2:12.107	86	9 LAPS	2:29.207
95	11 LAPS	2:35.017	32	3 LAPS	2:14.000	93	5 LAPS	2:19.593	93	5 LAPS	2:17.190	97	26 LAPS	2:28.119
74	12 LAPS	2:43.099	38	1:53.611	2:07.389	71	16 LAPS	3:13.122	64	8 LAPS	2:27.453	64	8 LAPS	2:29.335
99	9 LAPS	2:27.688	52	1 LAP	2:11.389	18	9 LAPS	2:10.457	97	26 LAPS	7:00.761P	74	13 LAPS	2:47.413
38	1:54.946	2:07.548				5	28 LAPS	2:33.534	32	3 LAPS	2:16.483	38	1:52.905	2:07.935
71	15 LAPS	3:21.810				28	40 LAPS	2:30.334	38	1:53.799	2:09.876	32	3 LAPS	2:14.595
52	1 LAP	2:08.525				32	3 LAPS	2:16.013	5	28 LAPS	2:36.179	52	1 LAP	2:07.497
92	7 LAPS	2:25.173				38	1:52.447	2:07.993	28	40 LAPS	2:29.727			
						52	1 LAP	2:07.089	71	16 LAPS	3:14.874			
									52	1 LAP	2:07.518			

Weather/Track: Sun/Dry

www.mstworld.com

Page 14 of 16

Snetterton 300
Circuit Length = 2.9900 miles.
Start: 15:04 End: 18:04

Printed - 18:10 Saturday, 11 June 2011

Autosport 3 Hour Race

RACE 5 - LAP CHART - Snetterton - 11/12 June 2011

(contd.)

Lap 71			Lap 72			Lap 73			Lap 74			Lap 75		
No	Behind	Laptime	No	Behind	Laptime	No	Behind	Laptime	No	Behind	Laptime	No	Behind	Laptime
42		2:09.434	42		2:08.917	42		2:10.342	42		2:11.505	42		2:08.729
5	29 LAPS	2:32.205	28	41 LAPS	2:29.597	74	14 LAPS	2:46.777	32	4 LAPS	2:17.362	32	4 LAPS	2:12.407
28	41 LAPS	2:29.471	5	29 LAPS	2:35.307	3	3 LAPS	2:09.434	95	13 LAPS	2:39.820	86	10 LAPS	2:29.421
3	3 LAPS	2:09.706	3	3 LAPS	2:09.499	5	29 LAPS	2:35.339	86	10 LAPS	2:32.194	95	13 LAPS	2:32.188
7	8 LAPS	2:21.114	7	8 LAPS	2:19.143	7	8 LAPS	2:18.691	64	9 LAPS	2:27.484	64	9 LAPS	2:26.319
50	8 LAPS	2:20.057	18	9 LAPS	2:12.053	18	9 LAPS	2:10.937	3	3 LAPS	2:10.290	3	3 LAPS	2:08.917
71	17 LAPS	3:13.267	50	8 LAPS	2:22.022	50	8 LAPS	2:22.527	71	18 LAPS	3:15.350	18	9 LAPS	2:14.056
99	10 LAPS	2:27.037	99	10 LAPS	2:27.904	99	10 LAPS	2:28.159	74	14 LAPS	2:46.895	7	8 LAPS	2:21.044
18	9 LAPS	2:11.161	4	6 LAPS	2:23.736	4	6 LAPS	2:22.244	18	9 LAPS	2:12.878	50	8 LAPS	2:22.124
92	8 LAPS	2:26.762	92	8 LAPS	2:24.917	93	5 LAPS	2:21.383	7	8 LAPS	2:20.618	38	1:48.291	2:08.340
4	6 LAPS	2:22.963	93	5 LAPS	2:17.423	92	8 LAPS	2:27.161	5	29 LAPS	2:34.120	5	29 LAPS	2:34.492
93	5 LAPS	2:17.516	95	12 LAPS	2:34.970	38	1:50.190	2:09.215	50	8 LAPS	2:21.214	74	14 LAPS	2:51.084
95	12 LAPS	2:35.856	97	26 LAPS	2:19.263	97	26 LAPS	2:18.459	93	5 LAPS	2:18.751	93	5 LAPS	2:18.893
86	9 LAPS	2:25.350	38	1:51.317	2:09.345	52	1 LAP	2:14.328	38	1:48.680	2:09.995	52	1 LAP	2:08.397
97	26 LAPS	2:18.231	86	9 LAPS	2:31.769				4	6 LAPS	2:22.992	4	6 LAPS	2:21.511
64	8 LAPS	2:27.818	52	1 LAP	2:07.604				99	10 LAPS	2:29.512			
38	1:50.889	2:07.418	71	17 LAPS	3:10.752				52	1 LAP	2:08.573			
52	1 LAP	2:08.449	32	3 LAPS	2:14.316				52	8 LAPS	2:26.963			
32	3 LAPS	2:14.692	64	8 LAPS	2:28.314				97	26 LAPS	2:18.016			
74	13 LAPS	2:44.217												

Weather/Track: Sun/Dry

www.mstworld.com

Page 15 of 16

Snetterton 300
Circuit Length = 2.9900 miles.
Start: 15:04 End: 18:04

Printed - 18:10 Saturday, 11 June 2011

Autosport 3 Hour Race

RACE 5 - LAP CHART - Snetterton - 11/12 June 2011

(contd.)

Lap 76			Lap 77			Lap 78			Lap 79			Lap 80		
No	Behind	Laptime	No	Behind	Laptime	No	Behind	Laptime	No	Behind	Laptime	No	Behind	Laptime
42		2:11.427	42		2:10.879	42		2:09.911						
99	11 LAPS	2:27.313	4	7 LAPS	2:21.920	93	6 LAPS	2:19.430						
97	27 LAPS	2:19.156	97	27 LAPS	2:19.500	4	7 LAPS	2:23.774						
92	9 LAPS	2:27.037	71	20 LAPS	5:51.153P	32	4 LAPS	2:13.993						
32	4 LAPS	2:15.156	32	4 LAPS	2:16.801	97	27 LAPS	2:19.100						
28	44 LAPS	8:44.788	99	11 LAPS	2:26.903	99	11 LAPS	2:27.611						
3	3 LAPS	2:11.511	74	15 LAPS	2:48.716	92	9 LAPS	2:24.191						
86	10 LAPS	2:24.639	92	9 LAPS	2:27.690	3	3 LAPS	2:11.554						
64	9 LAPS	2:25.568	5	30 LAPS	3:00.456	5	30 LAPS	2:33.333						
95	13 LAPS	2:37.000	3	3 LAPS	2:12.056	74	15 LAPS	2:46.339						
18	9 LAPS	2:11.247	86	10 LAPS	2:24.842	86	10 LAPS	2:29.558						
7	8 LAPS	2:21.257	28	44 LAPS	2:31.289	28	44 LAPS	2:29.704						
38	1:44.581	2:07.717	64	9 LAPS	2:27.037	64	9 LAPS	2:32.254						
50	8 LAPS	2:20.423	18	9 LAPS	2:10.808	38	1:38.869	2:07.056						
52	1 LAP	2:10.670	95	13 LAPS	2:38.893	71	20 LAPS	3:40.601						
93	5 LAPS	2:21.032	38	1:41.724	2:08.022	95	13 LAPS	2:40.336						
			7	8 LAPS	2:21.503	52	1 LAP	2:09.928						
			52	1 LAP	2:10.088	7	8 LAPS	2:25.356						
			50	8 LAPS	2:21.060	50	8 LAPS	2:24.125						

Weather/Track: Sun/Dry

www.mstworld.com

Page 16 of 16

Snetterton 300
Circuit Length = 2.9900 miles.
Start: 15:04 End: 18:04

Printed - 18:10 Saturday, 11 June 2011

Autosport 3 Hour Race

RACE 5 - BULLETIN AT 1 HOUR - Snetterton - 11/12 June 2011

POS	NO	CL	DRIVER(S)	CAR	TIME	LAPS	GAP	MPH	BEST
1	42	SRD	Fleming/Stevens	Chevron B8	1:01:26.950	26		75.90	2:07.197
2	36	SRB	Newall/Garside	Lotus 23B	1:00:36.571	25	1 LAP	73.99	2:11.391
3	41	SRE	Caton/Casey	Lenham P69	1:02:16.553	25	1 LAP	72.01	2:06.646
4	38	SRD	Lovett/Hadfield	Chevron B8	1:02:46.684	25	1 LAP	71.44	2:07.705
5	52	SRD	Shipman/Hales	Crossle 9S	1:03:19.780	25	1 LAP	70.82	2:09.626
6	97	SRD	Wyndham/Hill	Chevron B8	58:57.286	24	2 LAPS	73.03	2:10.568
7	3	SRD	Hodges/Middlehurst	Chevron B8	1:01:30.192	24	2 LAPS	70.00	2:09.449
8	32	SRD	Allison/Nelson	Chevron B8	1:03:03.343	24	2 LAPS	68.28	2:12.870
9	64	B2	Richardson/Bentley	MG B	1:03:07.144	24	2 LAPS	68.21	2:29.215
10	61	SRD	Ward/Kremer	Chevron B8	57:23.793	23	3 LAPS	71.88	2:16.434
11	50	B1	Brooks/Brooks	Lotus Elan	58:28.468	23	3 LAPS	70.56	2:19.544
12	92	SRB	Drabble/Drabble	Merlyn Mk6	59:30.493	23	3 LAPS	69.33	2:23.223
13	4	B1	Watson/Watts	Lotus Elan	1:01:48.602	23	3 LAPS	66.75	2:20.479
14	93	SRD	Douglas/Fearon	Ginetta G16	1:02:22.748	23	3 LAPS	66.14	2:14.085
15	7	SRC	Thompson/Woolston/McClurg	Elva Mk7S	1:03:08.951	23	3 LAPS	65.34	2:20.703
16	86	B1	Adams/Adams	Turner MK11	57:11.889	22	4 LAPS	69.00	2:24.335
17	99	B2	Bianchi/Bianchi	MG B	57:54.713	22	4 LAPS	68.15	2:28.017
18	74	B2	Smith/Field/Field	MG B	1:01:12.719	22	4 LAPS	64.47	2:30.944
19	71	C2	Jonsson	Jaguar E-Type	1:02:17.059	22	4 LAPS	63.36	2:44.594
20	95	B2	Sears/Bell/Paterson	MG B	1:03:07.489	22	4 LAPS	62.52	2:39.352
21	18	SRB	Bancroft/Yarwood	Crossle 9S	1:03:15.779	20	6 LAPS	56.71	2:12.630
22	25	SRD	Lillingston-Price/Meins	Chevron B8	1:00:07.763	16	10 LAPS	47.73	2:13.395
23	87	B1	Fleming/Jones	Lotus Elan 26R S1	37:06.022	14	12 LAPS	67.69	2:20.556
24	5	SRB	Daws/Daws	Merlyn Mk6a	19:37.764	7	19 LAPS	63.97	2:17.948
25	28	B2	Boyes/Boyes	MG B	4:59.380	2	24 LAPS	71.90	2:26.031

FASTEST LAP

41	SRE	Caton/Casey	Lenham P69	2:06.646	12	84.99mph	136.78kph
42	SRD	Fleming/Stevens	Chevron B8	2:07.197	3	84.62mph	136.19kph
52	SRC	Shipman/Hales	Crossle 9S	2:09.626	22	83.03mph	133.63kph
36	SRB	Newall/Garside	Lotus 23B	2:11.391	2	81.92mph	131.84kph
50	B1	Brooks/Brooks	Lotus Elan	2:19.544	12	77.13mph	124.14kph
28	B2	Boyes/Boyes	MG B	2:26.031	2	73.71 mph	118.62kph
71	C2	Jonsson	Jaguar E-Type	2:44.594	2	65.39mph	105.24kph

Weather/Track: Sun/Dry

Snetterton 300
Circuit Length = 2.9900 miles.
Start: 15:04

Clerk of the Course:	Timekeeper:
----------------------	-------------

Autosport 3 Hour Race

RACE 5 - BULLETIN AT 2 HOURS - Snetterton - 11/12 June 2011

POS	NO	CL	DRIVER(S)	CAR	TIME	LAPS	GAP	MPH	BEST
1	42	SRD	Fleming/Stevens	Chevron B8	2:02:12.234	51		74.87	2:06.073
2	38	SRD	Lovett/Hadfield	Chevron B8	2:04:12.590	51	2:00.356	73.66	2:04.808
3	52	SRC	Shipman/Hales	Crossle 9S	2:04:12.029	50	1 LAP	72.22	2:08.015
4	3	SRD	Hodges/Middlehurst	Chevron B8	2:04:07.988	49	2 LAPS	70.81	2:09.449
5	32	SRD	Allison/Nelson	Chevron B8	2:04:20.386	49	2 LAPS	70.69	2:12.073
6	4	B1	Watson/Watts	Lotus Elan	2:02:04.206	48	3 LAPS	70.54	2:16.940
7	36	SRB	Newall/Garside	Lotus 23B	2:04:12.599	48	3 LAPS	69.32	2:11.391
8	93	SRD	Douglas/Fearon	Ginetta G16	2:02:11.980	47	4 LAPS	69.00	2:14.085
9	92	SRB	Drabble/Drabble	Merlyn Mk6	2:04:17.499	46	5 LAPS	66.39	2:23.223
10	50	B1	Brooks/Brooks	Lotus Elan	1:58:08.451	45	6 LAPS	68.33	2:19.544
11	64	B2	Richardson/Bentley	MG B	2:02:25.762	45	6 LAPS	65.94	2:28.367
12	7	SRC	Thompson/Woolston/McClurg	Elva Mk7S	2:02:03.985	44	7 LAPS	64.66	2:20.703
13	86	B1	Adams/Adams	Turner MK11	2:02:21.116	44	7 LAPS	64.51	2:24.335
14	99	B2	Bianchi/Bianchi	MG B	2:03:48.930	44	7 LAPS	63.75	2:28.017
15	74	B2	Smith/Field/Field	MG B	2:02:03.366	43	8 LAPS	63.20	2:30.944
16	18	SRB	Bancroft/Yarwood	Crossle 9S	2:04:08.922	43	8 LAPS	62.13	2:12.630
17	95	B2	Sears/Bell/Paterson	MG B	2:02:02.228	42	9 LAPS	61.74	2:33.065
18	71	C2	Jonsson	Jaguar E-Type	2:03:00.551	42	9 LAPS	61.25	2:44.594
19	41	SRE	Caton/Casey	Lenham P69	1:29:29.782	37	14 LAPS	74.16	2:06.646
20	97	SRD	Wyndham/Hill	Chevron B8	1:24:17.699	33	18 LAPS	70.23	2:10.568
21	61	SRD	Ward/Kremer	Chevron B8	1:29:51.841	28	23 LAPS	55.89	2:12.724
22	5	SRB	Daws/Daws	Merlyn Mk6a	2:01:58.366	26	25 LAPS	38.24	2:17.948
23	25	SRD	Lillingston-Price/Meins	Chevron B8	1:00:07.763	16	35 LAPS	47.73	2:13.395
24	28	B2	Boyes/Boyes	MG B	1:46:40.167	16	35 LAPS	26.90	2:25.172
25	87	B1	Fleming/Jones	Lotus Elan 26R S1	37:06.022	14	37 LAPS	67.69	2:20.556

FASTEST LAP

38	SRD	Lovett/Hadfield	Chevron B8	2:04.808	45	86.24mph	138.79kph
41	SRE	Caton/Casey	Lenham P69	2:06.646	12	84.99mph	136.78kph
52	SRC	Shipman/Hales	Crossle 9S	2:08.015	46	84.08mph	135.32kph
36	SRB	Newall/Garside	Lotus 23B	2:11.391	2	81.92mph	131.84kph
4	B1	Watson/Watts	Lotus Elan	2:16.940	42	78.60mph	126.50kph
28	B2	Boyes/Boyes	MG B	2:25.172	8	74.14mph	119.32kph
71	C2	Jonsson	Jaguar E-Type	2:44.594	2	65.39mph	105.24kph

Weather/Track: Sun/Dry

Snetterton 300
Circuit Length = 2.9900 miles.
Start: 15:04

Clerk of the Course:

Timekeeper:

70s Road Sports Championship
RACE 2 - QUALIFYING - Snetterton - 11/12 June 2011

POS	NO	CL	DRIVER	NAT	CAR	TIME	LAPS	GAP	MPH
1	9	B	Julian BARTER		TVR 3000M	2:17.676	7		78.18
2	5	A	Ian JACOBS		Mercedes 450SL	2:20.146	5	2.470	76.80
3	24	B	Charles BARTER		Datsun 240Z	2:20.509	6	2.833	76.60
4	64	A	Paul ANDERSON		Porsche 928	2:20.636	7	2.960	76.53
5	2	A	Adam BAGNALL		Jaguar E-Type	2:25.264	6	7.588	74.10
6	27	C	Hugh POWELL		Lotus Seven	2:28.455	6	10.779	72.50
7	77	D2	John THOMASON		Triumph GT6 MkIII	2:28.671	6	10.995	72.40
8	42	C	Ross BRAITHWAITE		Lotus Europa	2:29.757	5	12.081	71.87
9	40	C	Bill BRAITHWAITE		Lotus Elan	2:30.062	6	12.386	71.73
10	82	D1	Alex CHILDS		Alfa Romeo GT Junior	2:30.768	6	13.092	71.39
11	58	D2	Robert BARTER		Jensen Healey	2:30.779	6	13.103	71.38
12	28	B	John HALL		Datsun 260Z	2:31.456	6	13.780	71.07
13	92	D2	Brian JARVIS		Porsche 924	2:32.708	6	15.032	70.48
14	12	B	Ashley ST JOHN-HART		Triumph Stag	2:35.491	6	17.815	69.22
15	48	C	Ian KILPATRICK		Lotus Elan	2:36.794	3	19.118	68.65
16	26	B	Paul STAFFORD		Datsun 240Z	2:37.663	6	19.987	68.27
17	80	D2	David LANE		Jensen Healey	2:40.701	6	23.025	66.98
18	69	F	Peter HEAD		MG B	2:41.095	6	23.419	66.81
19	68	D2	Jon WAGSTAFF		Alfa Romeo GTV 2000	2:43.725	2	26.049	65.74
20	59	E	Ralph HARWOOD-PENN		MG Midget	2:52.442	3	34.766	62.42
21	46	C	Oliver FORD		Lotus Europa	12:34.069	1	10:16.393	14.27

Car 46, completed 1 lap only, Car 68 2 laps only.

Weather/Track: Sun/Dry

These results are provisional until the conclusion of any judicial and technical matters.

Snetterton 300

Circuit Length = 2.9900 miles.

Start: 10:24 End: 10:39

Clerk of the Course:		Timekeeper:
----------------------	--	-------------

70s Road Sports Championship

RACE 2 - QUALIFYING LAP ANALYSIS - Snetterton - 11/12 June 2011

2	Adam BAGNALL	Jaguar E-Type
1 - X:00.000	6 - 2:25.380	
2 - 2:25.264		
3 - 2:25.332		
4 - 2:25.791		
5 - 2:39.798		
5	Ian JACOBS	Mercedes 450SL
1 - X:00.000		
2 - 2:27.737		
3 - 2:21.045		
4 - 2:21.379		
5 - 2:20.146		
9	Julian BARTER	TVR 3000M
1 - X:00.000	6 - 2:19.135	
2 - 2:23.099	7 - 2:32.921	
3 - 2:22.422		
4 - 2:30.611		
5 - 2:17.676		
12	Ashley ST JOHN-HART	Triumph Stag
1 - X:00.000	6 - 2:38.948	
2 - 2:41.462		
3 - 2:39.110		
4 - 2:35.491		
5 - 2:45.942		
24	Charles BARTER	Datsun 240Z
1 - X:00.000	6 - 2:21.676	
2 - 2:25.421		
3 - 2:20.675		
4 - 2:20.509		
5 - 2:21.518		
26	Paul STAFFORD	Datsun 240Z
1 - X:00.000	6 - 2:38.157	
2 - 2:43.272		
3 - 2:38.785		
4 - 2:38.783		
5 - 2:37.663		

Car 46, completed 1 lap only, Car 68 2 laps only.
Weather/Track: Sun/Dry

70s Road Sports Championship

RACE 2 - QUALIFYING LAP ANALYSIS - Snetterton - 11/12 June 2011

(contd.)

27	Hugh POWELL	Lotus Seven
1 - X:00.000	6 - 2:30.190	
2 - 2:33.083		
3 - 2:28.455		
4 - 2:29.398		
5 - 2:37.727		
28	John HALL	Datsun 260Z
1 - X:00.000	6 - 2:31.456	
2 - 2:35.408		
3 - 2:33.249		
4 - 2:32.196		
5 - 2:39.761		
40	Bill BRAITHWAITE	Lotus Elan
1 - X:00.000	6 - 2:30.062	
2 - 2:33.072		
3 - 2:32.208		
4 - 3:46.870P		
5 - 2:33.638		
42	Ross BRAITHWAITE	Lotus Europa
1 - X:00.000		
2 - 2:32.875		
3 - 2:30.129		
4 - 2:29.757		
5 - 2:32.641		
46	Oliver FORD	Lotus Europa
1 - X:00.000		
48	Ian KILPATRICK	Lotus Elan
1 - X:00.000		
2 - 2:36.794		
3 - 2:37.989		

Car 46, completed 1 lap only, Car 68 2 laps only.
Weather/Track: Sun/Dry

70s Road Sports Championship

RACE 2 - QUALIFYING LAP ANALYSIS - Snetterton - 11/12 June 2011

(contd.)

58	Robert BARTER	Jensen Healey
1 - X:00.000	6 - 2:32.431	
2 - 2:37.397		
3 - 2:32.632		
4 - 2:31.296		
5 - 2:30.779		
59	Ralph HARWOOD-PENN	MG Midget
1 - X:00.000		
2 - 2:52.442		
3 - 2:54.535		
64	Paul ANDERSON	Porsche 928
1 - X:00.000	6 - 2:20.983	
2 - 2:24.655	7 - 2:20.636	
3 - 2:21.856		
4 - 2:21.017		
5 - 2:21.373		
68	Jon WAGSTAFF	Alfa Romeo GTV 2000
1 - X:00.000		
2 - 2:43.725		
69	Peter HEAD	MG B
1 - X:00.000	6 - 2:44.124	
2 - 2:41.095		
3 - 2:41.551		
4 - 2:44.169		
5 - 2:43.468		
77	John THOMASON	Triumph GT6 MkIII
1 - X:00.000	6 - 2:30.646	
2 - 2:33.742		
3 - 2:31.826		
4 - 2:28.671		
5 - 2:49.883		

Car 46, completed 1 lap only, Car 68 2 laps only.
Weather/Track: Sun/Dry

70s Road Sports Championship


RACE 2 - QUALIFYING LAP ANALYSIS - Snetterton - 11/12 June 2011

(contd.)

80	David LANE	Jensen Healey
1 - X:00.000	6 - 2:43.750	
2 - 2:40.701		
3 - 2:43.341		
4 - 2:43.187		
5 - 2:43.659		
82	Alex CHILDS	Alfa Romeo GT Junior
1 - X:00.000	6 - 2:32.414	
2 - 2:35.019		
3 - 2:33.350		
4 - 2:32.377		
5 - 2:30.768		
92	Brian JARVIS	Porsche 924
1 - X:00.000	6 - 2:36.527	
2 - 2:36.973		
3 - 2:37.526		
4 - 2:32.708		
5 - 2:34.895		

Car 46, completed 1 lap only, Car 68 2 laps only.
Weather/Track: Sun/Dry

70s Road Sports Championship
RACE 2 - GRID - Snetterton - 11/12 June 2011

ROW 11	46	FORD	
ROW 10	68	WAGSTAFF	59 HARWOOD-PENN
ROW 9	80	LANE	69 HEAD
ROW 8	48	KILPATRICK	26 STAFFORD
ROW 7	92	JARVIS	12 ST JOHN-HART
ROW 6	58	BARTER	28 HALL
ROW 5	40	BRAITHWAITE	82 CHILDS
ROW 4	77	THOMASON	42 BRAITHWAITE
ROW 3	2	BAGNALL	27 POWELL
ROW 2	24	BARTER	64 ANDERSON
ROW 1	9	BARTER	5 JACOBS
POLE			
			

Weather/Track: Sun/Dry

These results are provisional until the conclusion of any judicial and technical matters.

Snetterton 300
 Circuit Length = 2.9900 miles.
 Start: 10:24 End: 10:39

Clerk of the Course:

Timekeeper:

70s Road Sports Championship

RACE 2 - CLASSIFICATION - Snetterton - 11/12 June 2011

POS	NO	CL	DRIVER	NAT	CAR	TIME	LAPS	GAP	MPH	BEST
1	9	B	Julian BARTER		TVR 3000M	21:55.624	9		73.63	2:17.746
2	24	B	Charles BARTER		Datsun 240Z	22:00.458	9	4.834	73.36	2:19.132
3	64	A	Paul ANDERSON		Porsche 928	22:02.836	9	7.212	73.23	2:18.604
4	2	A	Adam BAGNALL		Jaguar E-Type	22:32.979	9	37.355	71.60	2:23.280
5	27	C	Hugh POWELL		Lotus Seven	23:16.115	9	1:20.491	69.39	2:27.847
6	28	B	John HALL		Datsun 260Z	23:18.916	9	1:23.292	69.25	2:27.173
7	40	C	Bill BRAITHWAITE		Lotus Elan	23:29.313	9	1:33.689	68.74	2:27.856
8	77	D2	John THOMASON		Triumph GT6 MkIII	23:33.381	9	1:37.757	68.54	2:28.982
9	82	D1	Alex CHILDS		Alfa Romeo GT Junior	23:40.734	9	1:45.110	68.18	2:30.475
10	48	C	Ian KILPATRICK		Lotus Elan	23:56.774	9	2:01.150	67.42	2:30.906
11	12	B	Ashley ST JOHN-HART		Triumph Stag	24:15.142	9	2:19.518	66.57	2:33.849
12	92	D2	Brian JARVIS		Porsche 924	24:16.015	9	2:20.391	66.53	2:33.203
13	58	D2	Robert BARTER		Jensen Healey	24:24.868	9	2:29.244	66.13	2:30.264
14	80	D2	David LANE		Jensen Healey	22:15.364	8	1 LAP	64.48	2:37.689
15	69	F	Peter HEAD		MG B	22:15.538	8	1 LAP	64.47	2:37.888
16	76	D2	David ERWIN		Alfa Romeo 2000 GTV	22:17.708	8	1 LAP	64.37	2:39.366

NOT CLASSIFIED

42	C	Ross BRAITHWAITE	Lotus Europa	21:06.422	8	D.N.F.	67.99	2:28.575
26	B	Paul STAFFORD	Datsun 240Z	14:11.780	5	D.N.F.	63.18	2:30.394
5	A	Ian JACOBS	Mercedes 450SL		0	D.N.F.	N/A	
59	E	Ralph HARWOOD-PENN	MG Midget		0	D.N.F.	N/A	

FASTEST LAP

9	B	Julian BARTER	TVR 3000M	2:17.746	4	78.14mph	125.76kph
64	A	Paul ANDERSON	Porsche 928	2:18.604	4	77.66mph	124.98kph
27	C	Hugh POWELL	Lotus Seven	2:27.847	4	72.80mph	117.16kph
77	D2	John THOMASON	Triumph GT6 MkIII	2:28.982	8	72.25mph	116.27kph
82	D1	Alex CHILDS	Alfa Romeo GT Junior	2:30.475	8	71.53mph	115.12kph
69	F	Peter HEAD	MG B	2:37.888	3	68.17mph	109.71kph

Weather/Track: Sun/Dry. Car 77 transponder not working!

These results are provisional until the conclusion of any judicial and technical matters.

Snetterton 300

Circuit Length = 2.9900 miles.

Start: 12:25 End: 12:47

Clerk of the Course:

Timekeeper:

70s Road Sports Championship

RACE 2 - LAP ANALYSIS - Snetterton - 11/12 June 2011

2	Adam BAGNALL	Jaguar E-Type
1 - 2:31.821	6 - 2:23.652	
2 - 3:12.724	7 - 2:24.372	
3 - 2:24.449	8 - 2:24.260	
4 - 2:24.977	9 - 2:23.444	
5 - 2:23.280		
5	Ian JACOBS	Mercedes 450SL
9	Julian BARTER	TVR 3000M
1 - 2:27.188	6 - 2:19.422	
2 - 3:11.235	7 - 2:22.804	
3 - 2:18.029	8 - 2:20.393	
4 - 2:17.746	9 - 2:20.205	
5 - 2:18.602		
12	Ashley ST JOHN-HART	Triumph Stag
1 - 2:54.561	6 - 2:39.094	
2 - 3:12.115	7 - 2:39.060	
3 - 2:34.341	8 - 2:34.161	
4 - 2:33.849	9 - 2:33.891	
5 - 2:34.070		
24	Charles BARTER	Datsun 240Z
1 - 2:27.399	6 - 2:19.132	
2 - 3:12.916	7 - 2:20.699	
3 - 2:19.885	8 - 2:20.018	
4 - 2:19.575	9 - 2:20.729	
5 - 2:20.105		
26	Paul STAFFORD	Datsun 240Z
1 - 2:53.610		
2 - 3:08.077		
3 - 2:31.897		
4 - 2:30.394		
5 - 3:07.802		

Weather/Track: Sun/Dry. Car 77 transponder not working!

70s Road Sports Championship

RACE 2 - LAP ANALYSIS - Snetterton - 11/12 June 2011

(contd.)

27	Hugh POWELL	Lotus Seven
1 - 2:35.978	6 - 2:29.332	
2 - 3:10.165	7 - 2:33.931	
3 - 2:28.985	8 - 2:30.943	
4 - 2:27.847	9 - 2:30.353	
5 - 2:28.581		
28	John HALL	Datsun 260Z
1 - 2:46.112	6 - 2:28.214	
2 - 3:09.008	7 - 2:29.720	
3 - 2:30.067	8 - 2:27.173	
4 - 2:28.132	9 - 2:28.932	
5 - 2:31.558		
40	Bill BRAITHWAITE	Lotus Elan
1 - 2:36.742	6 - 2:34.072	
2 - 3:09.822	7 - 2:28.359	
3 - 2:28.298	8 - 2:28.989	
4 - 2:27.856	9 - 2:28.372	
5 - 2:46.803		
42	Ross BRAITHWAITE	Lotus Europa
1 - 2:40.453	6 - 2:35.496	
2 - 3:11.736	7 - 2:35.343	
3 - 2:29.816	8 - 2:30.782	
4 - 2:28.575		
5 - 2:34.221		
48	Ian KILPATRICK	Lotus Elan
1 - 2:53.613	6 - 2:34.677	
2 - 3:11.362	7 - 2:32.727	
3 - 2:32.941	8 - 2:31.257	
4 - 2:30.906	9 - 2:33.090	
5 - 2:36.201		
58	Robert BARTER	Jensen Healey
1 - 2:37.507	6 - 2:34.937	
2 - 3:12.957	7 - 2:34.402	
3 - 3:06.246	8 - 2:32.120	
4 - 2:38.825	9 - 2:30.264	
5 - 2:37.610		

Weather/Track: Sun/Dry. Car 77 transponder not working!

70s Road Sports Championship

RACE 2 - LAP ANALYSIS - Snetterton - 11/12 June 2011

(contd.)

59	Ralph HARWOOD-PENN	MG Midget
64	Paul ANDERSON	Porsche 928
1 - 2:28.442	6 - 2:18.961	
2 - 3:15.534	7 - 2:21.015	
3 - 2:20.243	8 - 2:19.816	
4 - 2:18.604	9 - 2:20.442	
5 - 2:19.779		
69	Peter HEAD	MG B
1 - 2:55.330	6 - 2:42.182	
2 - 3:13.338	7 - 2:41.152	
3 - 2:37.888	8 - 2:41.542	
4 - 2:45.100		
5 - 2:39.006		
76	David ERWIN	Alfa Romeo 2000 GTV
1 - 2:57.013	6 - 2:41.969	
2 - 3:14.679	7 - 2:42.023	
3 - 2:39.366	8 - 2:42.511	
4 - 2:40.068		
5 - 2:40.079		
77	John THOMASON	Triumph GT6 MkIII
1 - 2:39.012	6 - 2:36.562	
2 - 3:12.755	7 - 2:32.169	
3 - 2:30.909	8 - 2:28.982	
4 - 2:29.047	9 - 2:30.554	
5 - 2:33.391		
80	David LANE	Jensen Healey
1 - 2:56.185	6 - 2:40.836	
2 - 3:14.507	7 - 2:43.631	
3 - 2:37.689	8 - 2:41.487	
4 - 2:39.719		
5 - 2:41.310		

Weather/Track: Sun/Dry. Car 77 transponder not working!

70s Road Sports Championship

RACE 2 - LAP ANALYSIS - Snetterton - 11/12 June 2011

(contd.)

82	Alex CHILDS	Alfa Romeo GT Junior
1 - 2:47.493	6 - 2:34.185	
2 - 3:09.220	7 - 2:31.968	
3 - 2:32.229	8 - 2:30.475	
4 - 2:31.566	9 - 2:32.031	
5 - 2:31.567		
92	Brian JARVIS	Porsche 924
1 - 3:01.088	6 - 2:36.751	
2 - 3:10.605	7 - 2:34.458	
3 - 2:37.879	8 - 2:35.028	
4 - 2:33.203	9 - 2:33.457	
5 - 2:33.546		

Weather/Track: Sun/Dry. Car 77 transponder not working!

70s Road Sports Championship
RACE 2 - LAP CHART - Snetterton - 11/12 June 2011

Lap 1			Lap 2			Lap 3			Lap 4			Lap 5		
No	Behind	Laptime	No	Behind	Laptime	No	Behind	Laptime	No	Behind	Laptime	No	Behind	Laptime
9		2:27.188	9		3:11.235	9		2:18.029	9		2:17.746	9		2:18.602
24	0.211	2:27.399	24	1.892	3:12.916	24	3.748	2:19.885	24	5.577	2:19.575	24	7.080	2:20.105
64	1.254	2:28.442	64	5.553	3:15.534	64	7.767	2:20.243	64	8.625	2:18.604	64	9.802	2:19.779
2	4.633	2:31.821	2	6.122	3:12.724	2	12.542	2:24.449	2	19.773	2:24.977	2	24.451	2:23.280
27	8.790	2:35.978	27	7.720	3:10.165	40	18.410	2:28.298	40	28.520	2:27.856	27	38.756	2:28.581
40	9.554	2:36.742	40	8.141	3:09.822	27	18.676	2:28.985	27	28.777	2:27.847	42	52.001	2:34.221
58	10.319	2:37.507	58	12.041	3:12.957	42	25.553	2:29.816	42	36.382	2:28.575	28	52.077	2:31.558
77	11.824	2:39.012	77	13.344	3:12.755	77	26.224	2:30.909	77	37.525	2:29.047	77	52.314	2:33.391
42	13.265	2:40.453	42	13.766	3:11.736	28	28.735	2:30.067	28	39.121	2:28.132	40	56.721	2:46.803
28	18.924	2:46.112	28	16.697	3:09.008	82	32.490	2:32.229	82	46.310	2:31.566	82	59.275	2:31.567
82	20.305	2:47.493	82	18.290	3:09.220	26	37.132	2:31.897	26	49.780	2:30.394	48	1:12.223	2:36.201
26	26.422	2:53.610	26	23.264	3:08.077	48	41.464	2:32.941	48	54.624	2:30.906	12	1:16.136	2:34.070
48	26.425	2:53.613	48	26.552	3:11.362	12	44.565	2:34.341	12	1:00.668	2:33.849	92	1:23.521	2:33.546
12	27.373	2:54.561	12	28.253	3:12.115	69	50.104	2:37.888	92	1:08.577	2:33.203	80	1:36.610	2:41.310
69	28.142	2:55.330	69	30.245	3:13.338	80	51.929	2:37.689	80	1:13.902	2:39.719	69	1:37.862	2:39.006
80	28.997	2:56.185	80	32.269	3:14.507	92	53.120	2:37.879	76	1:16.928	2:40.068	76	1:38.405	2:40.079
76	29.825	2:57.013	76	33.269	3:14.679	76	54.606	2:39.366	69	1:17.458	2:45.100	26	1:38.980	3:07.802
92	33.900	3:01.088	92	33.270	3:10.605	58	1:00.258	3:06.246	58	1:21.337	2:38.825	58	1:40.345	2:37.610

Weather/Track: Sun/Dry. Car 77 transponder not working!

70s Road Sports Championship
RACE 2 - LAP CHART - Snetterton - 11/12 June 2011
 (contd.)


Lap 6			Lap 7			Lap 8			Lap 9			Lap 10		
No	Behind	Laptime	No	Behind	Laptime	No	Behind	Laptime	No	Behind	Laptime	No	Behind	Laptime
9		2:19.422	9		2:22.804	9		2:20.393	9		2:20.205			
24	6.790	2:19.132	24	4.685	2:20.699	24	4.310	2:20.018	24	4.834	2:20.729			
64	9.341	2:18.961	64	7.552	2:21.015	64	6.975	2:19.816	64	7.212	2:20.442			
2	28.681	2:23.652	2	30.249	2:24.372	2	34.116	2:24.260	80	1 LAP	2:41.487			
27	48.666	2:29.332	27	59.793	2:33.931	27	1:10.343	2:30.943	69	1 LAP	2:41.542			
28	1:00.869	2:28.214	28	1:07.785	2:29.720	28	1:14.565	2:27.173	76	1 LAP	2:42.511			
42	1:08.075	2:35.496	40	1:16.926	2:28.359	40	1:25.522	2:28.989	2	37.355	2:23.444			
77	1:09.454	2:36.562	77	1:18.819	2:32.169	77	1:27.408	2:28.982	27	1:20.491	2:30.353			
40	1:11.371	2:34.072	42	1:20.614	2:35.343	42	1:31.003	2:30.782	28	1:23.292	2:28.932			
82	1:14.038	2:34.185	82	1:23.202	2:31.968	82	1:33.284	2:30.475	40	1:33.689	2:28.372			
48	1:27.478	2:34.677	48	1:37.401	2:32.727	48	1:48.265	2:31.257	77	1:37.757	2:30.554			
12	1:35.808	2:39.094	12	1:52.064	2:39.060	12	2:05.832	2:34.161	82	1:45.110	2:32.031			
92	1:40.850	2:36.751	92	1:52.504	2:34.458	92	2:07.139	2:35.028	48	2:01.150	2:33.090			
58	1:55.860	2:34.937	58	2:07.458	2:34.402	58	2:19.185	2:32.120	12	2:19.518	2:33.891			
80	1:58.024	2:40.836	80	2:18.851	2:43.631				92	2:20.391	2:33.457			
69	2:00.622	2:42.182	69	2:18.970	2:41.152				58	2:29.244	2:30.264			
76	2:00.952	2:41.969	76	2:20.171	2:42.023									

Weather/Track: Sun/Dry. Car 77 transponder not working!

70s Road Sports Championship
RACE 4 - GRID - Snetterton - 11/12 June 2011

ROW 11	68	WAGSTAFF	
ROW 10	5	JACOBS	59 HARWOOD-PENN
ROW 9	42	BRAITHWAITE	26 STAFFORD
ROW 8	69	HEAD	76 ERWIN
ROW 7	58	BARTER	80 LANE
ROW 6	12	ST JOHN-HART	92 JARVIS
ROW 5	82	CHILDS	48 KILPATRICK
ROW 4	40	BRAITHWAITE	77 THOMASON
ROW 3	27	POWELL	28 HALL
ROW 2	64	ANDERSON	2 BAGNALL
ROW 1	9	BARTER	24 BARTER

POLE



Car 68 allowed to start.
Weather/Track: Sun/Dry. Car 77 transponder not working!
These results are provisional until the conclusion of any judicial and technical matters.

Snetterton 300
 Circuit Length = 2.9900 miles.
 Start: 12:25 End: 12:47

Clerk of the Course:		Timekeeper:
----------------------	--	-------------

70s Road Sports Championship

RACE 4 - CLASSIFICATION - Snetterton - 11/12 June 2011

POS	NO	CL	DRIVER	NAT	CAR	TIME	LAPS	GAP	MPH	BEST
1	9	B	Julian BARTER		TVR 3000M	21:19.279	9		75.72	2:16.674
2	64	A	Paul ANDERSON		Porsche 928	21:26.307	9	7.028	75.31	2:17.291
3	24	B	Charles BARTER		Datsun 240Z	21:40.986	9	21.707	74.46	2:19.309
4	2	A	Adam BAGNALL		Jaguar E-Type	22:00.095	9	40.816	73.38	2:21.587
5	28	B	John HALL		Datsun 260Z	22:44.150	9	1:24.871	71.01	2:27.584
6	40	C	Bill BRAITHWAITE		Lotus Elan	22:53.085	9	1:33.806	70.55	2:27.297
7	92	D2	Brian JARVIS		Porsche 924	23:20.607	9	2:01.328	69.16	2:29.226
8	27	C	Hugh POWELL		Lotus Seven	23:33.120	9	2:13.841	68.55	2:26.428
9	26	B	Paul STAFFORD		Datsun 240Z	23:36.981	9	2:17.702	68.36	2:31.677
10	68	D2	Jon WAGSTAFF		Alfa Romeo GTV 2000	23:37.823	9	2:18.544	68.32	2:30.872
11	77	D2	John THOMASON		Triumph GT6 MkIII	23:40.040	9	2:20.761	68.22	2:28.286
12	82	D1	Alex CHILDS		Alfa Romeo GT Junior	23:40.411	9	2:21.132	68.20	2:29.814
13	80	D2	David LANE		Jensen Healey	21:21.915	8	1 LAP	67.17	2:35.400
14	59	E	Ralph HARWOOD-PENN		MG Midget	21:23.407	8	1 LAP	67.09	2:35.067
15	69	F	Peter HEAD		MG B	21:24.295	8	1 LAP	67.05	2:35.080
16	76	D2	David ERWIN		Alfa Romeo 2000 GTV	21:38.988	8	1 LAP	66.29	2:36.239

NOT CLASSIFIED

58	D2	Robert BARTER		Jensen Healey	21:14.371	8	D.N.F.	67.57	2:27.935
5	A	Ian JACOBS		Mercedes 450SL		0	D.N.F.	N/A	

FASTEST LAP

9	B	Julian BARTER		TVR 3000M	2:16.674	6	78.75mph	126.74kph
64	A	Paul ANDERSON		Porsche 928	2:17.291	5	78.40mph	126.17kph
27	C	Hugh POWELL		Lotus Seven	2:26.428	9	73.51mph	118.30kph
58	D2	Robert BARTER		Jensen Healey	2:27.935	5	72.76mph	117.09kph
82	D1	Alex CHILDS		Alfa Romeo GT Junior	2:29.814	4	71.84mph	115.63kph
59	E	Ralph HARWOOD-PENN		MG Midget	2:35.067	7	69.41mph	111.71kph
69	F	Peter HEAD		MG B	2:35.080	7	69.40mph	111.70kph

Weather/Track: Sun/Dry

These results are provisional until the conclusion of any judicial and technical matters.

Snetterton 300

Circuit Length = 2.9900 miles.

Start: 14:24 End: 14:45

Clerk of the Course:	Timekeeper:
----------------------	-------------

70s Road Sports Championship

RACE 4 - LAP ANALYSIS - Snetterton - 11/12 June 2011

2	Adam BAGNALL	Jaguar E-Type
1 - 2:31.404	6 - 2:21.949	
2 - 2:49.571	7 - 2:22.524	
3 - 2:23.395	8 - 2:21.587	
4 - 2:22.959	9 - 2:22.822	
5 - 2:23.884		
5	Ian JACOBS	Mercedes 450SL
9	Julian BARTER	TVR 3000M
1 - 2:25.635	6 - 2:16.674	
2 - 2:50.861	7 - 2:17.322	
3 - 2:16.931	8 - 2:18.059	
4 - 2:17.389	9 - 2:19.441	
5 - 2:16.967		
24	Charles BARTER	Datsun 240Z
1 - 2:27.559	6 - 2:19.820	
2 - 2:51.949	7 - 2:20.034	
3 - 2:19.309	8 - 2:23.042	
4 - 2:19.898	9 - 2:19.521	
5 - 2:19.854		
26	Paul STAFFORD	Datsun 240Z
1 - 3:03.666	6 - 2:33.270	
2 - 2:41.965	7 - 2:32.688	
3 - 2:34.238	8 - 2:33.537	
4 - 2:34.230	9 - 2:31.710	
5 - 2:31.677		
27	Hugh POWELL	Lotus Seven
1 - 2:50.563	6 - 2:31.521	
2 - 2:44.550	7 - 2:27.785	
3 - 2:30.256	8 - 2:28.020	
4 - 2:30.490	9 - 2:26.428	
5 - 3:03.507P		

Weather/Track: Sun/Dry

www.mstworld.com

Page 1 of 3

Snetterton 300
Circuit Length = 2.9900 miles.
Start: 14:24 End: 14:45

Printed - 14:48 Saturday, 11 June 2011

70s Road Sports Championship

RACE 4 - LAP ANALYSIS - Snetterton - 11/12 June 2011

(contd.)

28	John HALL	Datsun 260Z
1 - 2:37.894	6 - 2:27.811	
2 - 2:46.744	7 - 2:28.177	
3 - 2:29.304	8 - 2:27.584	
4 - 2:28.941	9 - 2:30.001	
5 - 2:27.694		
40	Bill BRAITHWAITE	Lotus Elan
1 - 2:43.117	6 - 2:28.668	
2 - 2:49.334	7 - 2:27.651	
3 - 2:30.540	8 - 2:27.749	
4 - 2:30.853	9 - 2:27.876	
5 - 2:27.297		
58	Robert BARTER	Jensen Healey
1 - 2:43.811	6 - 2:29.631	
2 - 2:46.930	7 - 2:29.467	
3 - 2:33.284	8 - 3:13.078P	
4 - 2:30.235		
5 - 2:27.935		
59	Ralph HARWOOD-PENN	MG Midget
1 - 2:58.170	6 - 2:37.737	
2 - 2:44.442	7 - 2:35.067	
3 - 2:36.528	8 - 2:35.618	
4 - 2:38.686		
5 - 2:37.159		
64	Paul ANDERSON	Porsche 928
1 - 2:26.161	6 - 2:17.835	
2 - 2:51.223	7 - 2:18.675	
3 - 2:17.552	8 - 2:18.874	
4 - 2:18.011	9 - 2:20.685	
5 - 2:17.291		
68	Jon WAGSTAFF	Alfa Romeo GTV 2000
1 - 2:58.784	6 - 2:32.037	
2 - 2:44.796	7 - 2:32.462	
3 - 2:36.154	8 - 2:34.296	
4 - 2:35.751	9 - 2:30.872	
5 - 2:32.671		

Weather/Track: Sun/Dry

www.mstworld.com

Page 2 of 3

Snetterton 300
Circuit Length = 2.9900 miles.
Start: 14:24 End: 14:45

Printed - 14:48 Saturday, 11 June 2011

70s Road Sports Championship

RACE 4 - LAP ANALYSIS - Snetterton - 11/12 June 2011

(contd.)

69	Peter HEAD	MG B
1 - 3:00.228	6 - 2:37.681	
2 - 2:44.877	7 - 2:35.080	
3 - 2:37.142	8 - 2:35.671	
4 - 2:36.568		
5 - 2:37.048		
76	David ERWIN	Alfa Romeo 2000 GTV
1 - 3:02.152	6 - 2:37.867	
2 - 2:44.126	7 - 2:45.120	
3 - 2:36.239	8 - 2:39.946	
4 - 2:37.286		
5 - 2:36.252		
77	John THOMASON	Triumph GT6 MkIII
1 - 2:43.601	6 - 2:44.686P	
2 - 2:47.956	7 - 2:47.458	
3 - 2:31.544	8 - 2:33.121	
4 - 2:29.512	9 - 2:33.876	
5 - 2:28.286		
80	David LANE	Jensen Healey
1 - 2:56.450	6 - 2:37.349	
2 - 2:42.283	7 - 2:35.400	
3 - 2:37.078	8 - 2:35.767	
4 - 2:40.401		
5 - 2:37.187		
82	Alex CHILDS	Alfa Romeo GT Junior
1 - 2:45.163	6 - 2:53.789	
2 - 2:48.962	7 - 2:30.921	
3 - 2:32.059	8 - 2:33.464	
4 - 2:29.814	9 - 2:32.908	
5 - 2:33.331		
92	Brian JARVIS	Porsche 924
1 - 2:57.205	6 - 2:31.492	
2 - 2:42.650	7 - 2:30.179	
3 - 2:36.773	8 - 2:29.226	
4 - 2:31.227	9 - 2:31.296	
5 - 2:30.559		

Weather/Track: Sun/Dry

www.mstworld.com

Page 3 of 3

Snetterton 300
Circuit Length = 2.9900 miles.
Start: 14:24 End: 14:45

Printed - 14:48 Saturday, 11 June 2011

70s Road Sports Championship
RACE 4 - LAP CHART - Snetterton - 11/12 June 2011

Lap 1			Lap 2			Lap 3			Lap 4			Lap 5		
No	Behind	Laptime	No	Behind	Laptime	No	Behind	Laptime	No	Behind	Laptime	No	Behind	Laptime
9		2:25.635	9		2:50.861	9		2:16.931	9		2:17.389	9		2:16.967
64	0.526	2:26.161	64	0.888	2:51.223	64	1.509	2:17.552	64	2.131	2:18.011	64	2.455	2:17.291
24	1.924	2:27.559	24	3.012	2:51.949	24	5.390	2:19.309	24	7.899	2:19.898	24	10.786	2:19.854
2	5.769	2:31.404	2	4.479	2:49.571	2	10.943	2:23.395	2	16.513	2:22.959	2	23.430	2:23.884
28	12.259	2:37.894	28	8.142	2:46.744	28	20.515	2:29.304	28	32.067	2:28.941	28	42.794	2:27.694
40	17.482	2:43.117	58	14.245	2:46.930	40	29.564	2:30.540	77	41.797	2:29.512	77	53.116	2:28.286
77	17.966	2:43.601	77	15.061	2:47.956	77	29.674	2:31.544	40	43.028	2:30.853	40	53.358	2:27.297
58	18.176	2:43.811	40	15.955	2:49.334	58	30.598	2:33.284	58	43.444	2:30.235	58	54.412	2:27.935
82	19.528	2:45.163	82	17.629	2:48.962	27	31.942	2:30.256	27	45.043	2:30.490	82	1:01.546	2:33.331
27	24.928	2:50.563	27	18.617	2:44.550	82	32.757	2:32.059	82	45.182	2:29.814	92	1:10.631	2:30.559
80	30.815	2:56.450	80	22.237	2:42.283	80	42.384	2:37.078	92	57.039	2:31.227	26	1:17.993	2:31.677
92	31.570	2:57.205	92	23.359	2:42.650	92	43.201	2:36.773	26	1:03.283	2:34.230	68	1:20.373	2:32.671
59	32.535	2:58.170	59	26.116	2:44.442	59	45.713	2:36.528	68	1:04.669	2:35.751	80	1:25.616	2:37.187
68	33.149	2:58.784	68	27.084	2:44.796	68	46.307	2:36.154	80	1:05.396	2:40.401	59	1:27.202	2:37.159
69	34.593	3:00.228	69	28.609	2:44.877	26	46.442	2:34.238	59	1:07.010	2:38.686	69	1:28.080	2:37.048
76	36.517	3:02.152	26	29.135	2:41.965	69	48.820	2:37.142	69	1:07.999	2:36.568	76	1:28.272	2:36.252
26	38.031	3:03.666	76	29.782	2:44.126	76	49.090	2:36.239	76	1:08.987	2:37.286	27	1:31.583	3:03.507P

Weather/Track: Sun/Dry

www.mstworld.com

Snetterton 300
 Circuit Length = 2.9900 miles.
 Start: 14:24 End: 14:45

70s Road Sports Championship
RACE 4 - LAP CHART - Snetterton - 11/12 June 2011
 (contd.)

Lap 6			Lap 7			Lap 8			Lap 9			Lap 10		
No	Behind	Laptime	No	Behind	Laptime	No	Behind	Laptime	No	Behind	Laptime	No	Behind	Laptime
9		2:16.674	9		2:17.322	9		2:18.059	9		2:19.441			
64	3.616	2:17.835	64	4.969	2:18.675	64	5.784	2:18.874	80	1 LAP	2:35.767			
24	13.932	2:19.820	24	16.644	2:20.034	24	21.627	2:23.042	59	1 LAP	2:35.618			
2	28.705	2:21.949	2	33.907	2:22.524	2	37.435	2:21.587	69	1 LAP	2:35.671			
28	53.931	2:27.811	28	1:04.786	2:28.177	28	1:14.311	2:27.584	64	7.028	2:20.685			
40	1:05.352	2:28.668	40	1:15.681	2:27.651	40	1:25.371	2:27.749	76	1 LAP	2:39.946			
58	1:07.369	2:29.631	58	1:19.514	2:29.467	92	1:49.473	2:29.226	24	21.707	2:19.521			
77	1:21.128	2:44.686P	92	1:38.306	2:30.179	26	2:05.433	2:33.537	2	40.816	2:22.822			
92	1:25.449	2:31.492	26	1:49.955	2:32.688	77	2:06.326	2:33.121	28	1:24.871	2:30.001			
26	1:34.589	2:33.270	68	1:50.876	2:32.462	27	2:06.854	2:28.020	40	1:33.806	2:27.876			
68	1:35.736	2:32.037	77	1:51.264	2:47.458	68	2:07.113	2:34.296	92	2:01.328	2:31.296			
82	1:38.661	2:53.789	82	1:52.260	2:30.921	82	2:07.665	2:33.464	27	2:13.841	2:26.428			
80	1:46.291	2:37.349	27	1:56.893	2:27.785	58	2:14.533	3:13.078P	26	2:17.702	2:31.710			
27	1:46.430	2:31.521	80	2:04.369	2:35.400				68	2:18.544	2:30.872			
59	1:48.265	2:37.737	59	2:06.010	2:35.067				77	2:20.761	2:33.876			
69	1:49.087	2:37.681	69	2:06.845	2:35.080				82	2:21.132	2:32.908			
76	1:49.465	2:37.867	76	2:17.263	2:45.120									

Weather/Track: Sun/Dry

www.mstworld.com

Snetterton 300
 Circuit Length = 2.9900 miles.
 Start: 14:24 End: 14:45

Jim Russell Trophy Race for 500cc F3 Cars
RACE 3 - QUALIFYING - Snetterton - 11/12 June 2011

POS	NO	CL	DRIVER	NAT	CAR	TIME	LAPS	GAP	MPH
1	1	C	Nigel ASHMAN		Cooper Mk9	2:34.199	6		69.80
2	12	B	Richard ELLINGWORTH		Kieft Parker	2:35.505	6	1.306	69.22
3	92	C	Neil HODGES		Cooper MkV111	2:41.303	4	7.104	66.73
4	67	B	Gordon RUSSELL		Mackson	2:41.841	6	7.642	66.51
5	23	B	George SHACKLETON		Cooper MkV1	2:43.616	5	9.417	65.78
6	91	D	Rodney DELVES		Kieft CK52	2:43.733	5	9.534	65.74
7	6	B	Darrell WOODS		Staride Mk3	2:44.192	6	9.993	65.55
8	7	C	Nigel CHALLIS		Cooper Mk8	2:44.916	5	10.717	65.27
9	29	C	David LECOQ		Petty F3	2:45.490	4	11.291	65.04
10	8	B	Roy HUNT		Martin 500	2:47.133	5	12.934	64.40
11	18	B	John CHISHOLM		Arnott F3	2:49.742	4	15.543	63.41
12	30	C	Malcolm BELL		Cooper MkX1	2:52.916	4	18.717	62.25
13	14	C	Mark PALMER		Wishart	2:53.055	5	18.856	62.20
14	2	B	Richard UTLEY		JBS-Norton MK1	2:53.928	5	19.729	61.88
15	24	C	Mike GILBERT		Cooper Mk1X	2:54.779	5	20.580	61.58
16	38	B	Kerry HORAN		Trenberth Vincent	2:56.313	5	22.114	61.05
17	15	B	David WHITESIDE		Cooper Mk7	2:57.380	4	23.181	60.68
18	13	C	Charles MCCABE		Cooper MkX111	2:59.278	5	25.079	60.04
19	4	B	Xavier KINGSLAND		Staride Mk3	3:04.138	3	29.939	58.45
20	36	B	Hakan SANDBERG		JBS	3:09.010	5	34.811	56.94
21	31	C	Mike FOWLER		Cooper MkX1	15:41.782	1	13:07.583	11.42
22	60	C	Paul HEWES		Cooper MkX1	17:23.346	1	14:49.147	10.31

Cars 31 & 60, 1 lap only. Car 84 did not complete a lap.

Weather/Track: Sun/Dry. Cars 36 & 60 require working transponders - reg. Q12.2.1 refers.

These results are provisional until the conclusion of any judicial and technical matters.

Snetterton 300

Circuit Length = 2.9900 miles.

Start: 10:52 End: 11:07

Clerk of the Course:		Timekeeper:
----------------------	--	-------------

Jim Russell Trophy Race for 500cc F3 Cars

RACE 3 - QUALIFYING LAP ANALYSIS - Snetterton - 11/12 June 2011

1	Nigel ASHMAN	Cooper Mk9
1 - X:00.000 6 - 2:43.558 2 - 2:37.421 3 - 2:35.541 4 - 2:35.308 5 - 2:34.199		
2	Richard UTLEY	JBS-Norton MK1
1 - X:00.000 2 - 3:00.121 3 - 2:54.160 4 - 2:55.383 5 - 2:53.928		
4	Xavier KINGSLAND	Staride Mk3
1 - X:00.000 2 - 3:07.828 3 - 3:04.138		
6	Darrell WOODS	Staride Mk3
1 - X:00.000 6 - 2:44.192 2 - 2:51.957 3 - 2:51.581 4 - 2:44.889 5 - 2:46.907		
7	Nigel CHALLIS	Cooper Mk8
1 - X:00.000 2 - 2:51.751 3 - 2:46.839 4 - 2:44.916 5 - 2:50.299		
8	Roy HUNT	Martin 500
1 - X:00.000 2 - 2:51.362 3 - 2:49.353 4 - 2:48.251 5 - 2:47.133		

Cars 31 & 60, 1 lap only. Car 84 did not complete a lap.

Weather/Track: Sun/Dry. Cars 36 & 60 require working transponders - reg. Q12.2.1 refers.

Snetterton 300

Circuit Length = 2.9900 miles.

Start: 10:52 End: 11:07

Jim Russell Trophy Race for 500cc F3 Cars

RACE 3 - QUALIFYING LAP ANALYSIS - Snetterton - 11/12 June 2011

(contd.)

12	Richard ELLINGWORTH	Kieft Parker
1 - X:00.000 6 - 2:37.723 2 - 2:35.505 3 - 2:36.629 4 - 2:36.770 5 - 2:36.490		
13	Charles MCCABE	Cooper MkX111
1 - X:00.000 2 - 3:11.634 3 - 3:01.989 4 - 2:59.278 5 - 3:00.556		
14	Mark PALMER	Wishart
1 - X:00.000 2 - 2:57.145 3 - 2:54.177 4 - 2:53.055 5 - 2:53.685		
15	David WHITESIDE	Cooper Mk7
1 - X:00.000 2 - 3:10.042 3 - 3:00.220 4 - 2:57.380		
18	John CHISHOLM	Arnott F3
1 - X:00.000 2 - 2:55.681 3 - 2:54.101 4 - 2:49.742		
23	George SHACKLETON	Cooper MkV1
1 - X:00.000 2 - 2:56.415 3 - 2:46.977 4 - 2:45.885 5 - 2:43.616		

Cars 31 & 60, 1 lap only. Car 84 did not complete a lap.

Weather/Track: Sun/Dry. Cars 36 & 60 require working transponders - reg. Q12.2.1 refers.

Snetterton 300

Circuit Length = 2.9900 miles.

Start: 10:52 End: 11:07

Jim Russell Trophy Race for 500cc F3 Cars

RACE 3 - QUALIFYING LAP ANALYSIS - Snetterton - 11/12 June 2011

(contd.)

24	Mike GILBERT	Cooper Mk1X
1 - X:00.000 2 - 2:56.149 3 - 2:54.916 4 - 2:54.779 5 - 2:56.832		
29	David LECOQ	Petty F3
1 - X:00.000 2 - 2:54.889 3 - 2:47.479 4 - 2:45.490		
30	Malcolm BELL	Cooper MkX1
1 - X:00.000 2 - 2:56.270 3 - 2:55.465 4 - 2:52.916		
31	Mike FOWLER	Cooper MkX1
1 - X:00.000		
36	Hakan SANDBERG	JBS
1 - X:00.000 2 - 3:14.277 3 - 3:09.010 4 - 3:10.347 5 - 3:11.920		
38	Kerry HORAN	Trenberth Vincent
1 - X:00.000 2 - 3:02.652 3 - 2:58.846 4 - 2:56.313 5 - 2:57.156		

Cars 31 & 60, 1 lap only. Car 84 did not complete a lap.

Weather/Track: Sun/Dry. Cars 36 & 60 require working transponders - reg. Q12.2.1 refers.

Snetterton 300

Circuit Length = 2.9900 miles.

Start: 10:52 End: 11:07

Jim Russell Trophy Race for 500cc F3 Cars
RACE 3 - QUALIFYING LAP ANALYSIS - Snetterton - 11/12 June 2011
 (contd.)


60	Paul HEWES	Cooper MkX1
1 - X:00.000		
67	Gordon RUSSELL	Mackson
1 - X:00.000 6 - 2:42.814 2 - 2:44.799 3 - 2:42.646 4 - 2:44.010 5 - 2:41.841		
84	James HOLLAND	Cooper MkV111
91	Rodney DELVES	Kieft CK52
1 - X:00.000 2 - 2:47.067 3 - 2:45.509 4 - 2:45.824 5 - 2:43.733		
92	Neil HODGES	Cooper MkV111
1 - X:00.000 2 - 2:46.825 3 - 2:43.792 4 - 2:41.303		

Cars 31 & 60, 1 lap only. Car 84 did not complete a lap.
 Weather/Track: Sun/Dry. Cars 36 & 60 require working transponders - reg. Q12.2.1 refers.

Snetterton 300
 Circuit Length = 2.9900 miles.
 Start: 10:52 End: 11:07

**Jim Russell Trophy Race for 500cc F3 Cars
RACE 3 - GRID - Snetterton - 11/12 June 2011**

ROW 11	31 FOWLER	60 HEWES
ROW 10	4 KINGSLAND	36 SANDBERG
ROW 9	15 WHITESIDE	13 MCCABE
ROW 8	24 GILBERT	38 HORAN
ROW 7	14 PALMER	2 UTLEY
ROW 6	18 CHISHOLM	30 BELL
ROW 5	29 LECOQ	8 HUNT
ROW 4	6 WOODS	7 CHALLIS
ROW 3	23 SHACKLETON	91 DELVES
ROW 2	92 HODGES	67 RUSSELL
ROW 1	1 ASHMAN	12 ELLINGWORTH
	POLE	



Weather/Track: Sun/Dry. Cars 36 & 60 require working transponders - reg. Q12.2.1 refers. These results are provisional until the conclusion of any judicial and technical matters.

Snetterton 300
Circuit Length = 2.9900 miles.
Start: 10:52 End: 11:07

Clerk of the Course:		Timekeeper:
----------------------	--	-------------

Jim Russell Trophy Race for 500cc F3 Cars

RACE 3 - CLASSIFICATION - Snetterton - 11/12 June 2011

POS	NO	CL	DRIVER	NAT	CAR	TIME	LAPS	GAP	MPH	BEST
1	1	C	Nigel ASHMAN		Cooper Mk9	15:42.604	6		68.51	2:35.630
2	12	B	Richard ELLINGWORTH		Kieft Parker	15:59.934	6	17.330	67.28	2:37.824
3	29	C	David LECOQ		Petty F3	16:06.018	6	23.414	66.85	2:37.486
4	92	C	Neil HODGES		Cooper MkV111	16:09.640	6	27.036	66.60	2:38.302
5	7	C	Nigel CHALLIS		Cooper Mk8	16:11.922	6	29.318	66.45	2:40.252
6	6	B	Darrell WOODS		Staride Mk3	16:12.442	6	29.838	66.41	2:38.584
7	91	D	Rodney DELVES		Kieft CK52	16:17.154	6	34.550	66.09	2:41.599
8	13	C	Charles MCCABE		Cooper MkX111	17:07.047	6	1:24.443	62.88	2:47.220
9	15	B	David WHITESIDE		Cooper Mk7	17:07.454	6	1:24.850	62.85	2:47.656
10	24	C	Mike GILBERT		Cooper Mk1X	17:10.015	6	1:27.411	62.70	2:47.546
11	18	B	John CHISHOLM		Arnott F3	17:11.177	6	1:28.573	62.63	2:47.292
12	38	B	Kerry HORAN		Trenberth Vincent	17:22.553	6	1:39.949	61.94	2:50.352
13	14	C	Mark PALMER		Wishart	17:40.538	6	1:57.934	60.89	2:53.333

NOT CLASSIFIED

30	C	Malcolm BELL		Cooper MkX1	12:41.675	4	D.N.F.	56.52	3:06.606
8	B	Roy HUNT		Martin 500	5:29.947	2	D.N.F.	65.24	2:40.833
23	B	George SHACKLETON		Cooper MkV1	2:48.011	1	D.N.F.	64.06	2:48.011
67	B	Gordon RUSSELL		Mackson	3:33.108	1	D.N.F.	50.51	
2	B	Richard UTLEY		JBS-Norton MK1		0	D.N.F.	N/A	
31	C	Mike FOWLER		Cooper MkX1		0	D.N.F.	N/A	
36	B	Hakan SANDBERG		JBS		0	D.N.F.	N/A	
60	C	Paul HEWES		Cooper MkX1		0	D.N.F.	N/A	

FASTEST LAP

1	C	Nigel ASHMAN		Cooper Mk9	2:35.630	4	69.16mph	111.30kph
12	B	Richard ELLINGWORTH		Kieft Parker	2:37.824	3	68.20mph	109.76kph
91	D	Rodney DELVES		Kieft CK52	2:41.599	4	66.60mph	107.19kph

Weather/Track: Sun/Dry

These results are provisional until the conclusion of any judicial and technical matters.

Snetterton 300
Circuit Length = 2.9900 miles.
Start: 13:41 End: 13:59

Clerk of the Course:	Timekeeper:
----------------------	-------------

Jim Russell Trophy Race for 500cc F3 Cars

RACE 3 - LAP ANALYSIS - Snetterton - 11/12 June 2011

1	Nigel ASHMAN	Cooper Mk9
1 - 2:39.991	6 - 2:37.579	
2 - 2:36.129		
3 - 2:36.169		
4 - 2:35.630		
5 - 2:37.106		
2	Richard UTLEY	JBS-Norton MK1
6	Darrell WOODS	Staride Mk3
1 - 2:49.609	6 - 2:38.584	
2 - 2:41.785		
3 - 2:40.125		
4 - 2:40.480		
5 - 2:41.859		
7	Nigel CHALLIS	Cooper Mk8
1 - 2:47.054	6 - 2:40.982	
2 - 2:41.189		
3 - 2:41.660		
4 - 2:40.785		
5 - 2:40.252		
8	Roy HUNT	Martin 500
1 - 2:49.114		
2 - 2:40.833		
12	Richard ELLINGWORTH	Kieft Parker
1 - 2:42.068	6 - 2:39.858	
2 - 2:40.918		
3 - 2:37.824		
4 - 2:39.252		
5 - 2:40.014		

Weather/Track: Sun/Dry

www.mstworld.com

Page 1 of 4

Snetterton 300
Circuit Length = 2.9900 miles.
Start: 13:41 End: 13:59

Printed - 14:29 Saturday, 11 June 2011

Jim Russell Trophy Race for 500cc F3 Cars

RACE 3 - LAP ANALYSIS - Snetterton - 11/12 June 2011

(contd.)

13	Charles MCCABE	Cooper MkX111
1 -	3:05.354	6 - 2:48.002
2 -	2:50.119	
3 -	2:47.220	
4 -	2:48.501	
5 -	2:47.851	
14	Mark PALMER	Wishart
1 -	3:05.569	6 - 2:58.793
2 -	2:54.407	
3 -	2:53.333	
4 -	2:54.931	
5 -	2:53.505	
15	David WHITESIDE	Cooper Mk7
1 -	3:00.867	6 - 2:47.656
2 -	2:50.902	
3 -	2:50.710	
4 -	2:49.497	
5 -	2:47.822	
18	John CHISHOLM	Arnott F3
1 -	3:06.708	6 - 2:49.404
2 -	2:50.908	
3 -	2:49.373	
4 -	2:47.492	
5 -	2:47.292	
23	George SHACKLETON	Cooper MkV1
1 -	2:48.011	
24	Mike GILBERT	Cooper Mk1X
1 -	3:04.393	6 - 2:48.424
2 -	2:50.700	
3 -	2:49.936	
4 -	2:47.546	
5 -	2:49.016	

Weather/Track: Sun/Dry

www.mstworld.com

Page 2 of 4

Snetterton 300
Circuit Length = 2.9900 miles.
Start: 13:41 End: 13:59

Printed - 14:29 Saturday, 11 June 2011

Jim Russell Trophy Race for 500cc F3 Cars
RACE 3 - LAP ANALYSIS - Snetterton - 11/12 June 2011
 (contd.)

29	David LECOQ	Petty F3
1 - 2:49.589 6 - 2:39.650 2 - 2:40.410 3 - 2:40.091 4 - 2:38.792 5 - 2:37.486		
30	Malcolm BELL	Cooper MkX1
1 - 3:17.204 2 - 3:06.606 3 - 3:11.196 4 - 3:06.669		
31	Mike FOWLER	Cooper MkX1
36	Hakan SANDBERG	JBS
38	Kerry HORAN	Trenberth Vincent
1 - 3:01.911 6 - 2:51.543 2 - 2:55.559 3 - 2:51.727 4 - 2:50.352 5 - 2:51.461		
60	Paul HEWES	Cooper MkX1

Jim Russell Trophy Race for 500cc F3 Cars
RACE 3 - LAP ANALYSIS - Snetterton - 11/12 June 2011
 (contd.)

67	Gordon RUSSELL	Mackson
1 - 3:33.108P		
91	Rodney DELVES	Kieft CK52
1 - 2:45.899 6 - 2:42.915 2 - 2:41.759 3 - 2:42.852 4 - 2:41.599 5 - 2:42.130		
92	Neil HODGES	Cooper MkV111
1 - 2:50.025 6 - 2:40.432 2 - 2:40.413 3 - 2:41.743 4 - 2:38.725 5 - 2:38.302		

Jim Russell Trophy Race for 500cc F3 Cars
RACE 3 - LAP CHART - Snetterton - 11/12 June 2011

Lap 1			Lap 2			Lap 3			Lap 4			Lap 5		
No	Behind	Laptime	No	Behind	Laptime	No	Behind	Laptime	No	Behind	Laptime	No	Behind	Laptime
1		2:39.991	1		2:36.129	1		2:36.169	1		2:35.630	1		2:37.106
12	2.077	2:42.068	12	6.866	2:40.918	12	8.521	2:37.824	12	12.143	2:39.252	12	15.051	2:40.014
91	5.908	2:45.899	91	11.538	2:41.759	7	17.614	2:41.660	29	20.963	2:38.792	29	21.343	2:37.486
7	7.063	2:47.054	7	12.123	2:41.189	29	17.801	2:40.091	7	22.769	2:40.785	92	24.183	2:38.302
23	8.020	2:48.011	8	13.827	2:40.833	91	18.221	2:42.852	92	22.987	2:38.725	7	25.915	2:40.252
8	9.123	2:49.114	29	13.879	2:40.410	6	19.230	2:40.125	6	24.080	2:40.480	6	28.833	2:41.859
6	9.618	2:49.609	92	14.318	2:40.413	92	19.892	2:41.743	91	24.190	2:41.599	91	29.214	2:42.130
29	9.598	2:49.589	6	15.274	2:41.785	15	50.190	2:50.710	13	1:03.275	2:48.501	13	1:14.020	2:47.851
92	10.034	2:50.025	15	35.649	2:50.902	13	50.404	2:47.220	15	1:04.057	2:49.497	15	1:14.773	2:47.822
15	20.876	3:00.867	24	38.973	2:50.700	24	52.740	2:49.936	24	1:04.656	2:47.546	24	1:16.566	2:49.016
38	21.920	3:01.911	13	39.353	2:50.119	18	54.700	2:49.373	18	1:06.562	2:47.492	18	1:16.748	2:47.292
24	24.402	3:04.393	38	41.350	2:55.559	38	56.908	2:51.727	38	1:11.630	2:50.352	38	1:25.985	2:51.461
13	25.363	3:05.354	18	41.496	2:50.908	14	1:01.020	2:53.333	14	1:20.321	2:54.931	14	1:36.720	2:53.505
14	25.578	3:05.569	14	43.856	2:54.407	30	1:42.717	3:11.196	30	2:13.756	3:06.669			
18	26.717	3:06.708	30	1:07.690	3:06.606									
30	37.213	3:17.204												
67	53.117	3:33.108P												

Weather/Track: Sun/Dry

www.mstworld.com

Page 1 of 2

Snetterton 300
Circuit Length = 2.9900 miles.
Start: 13:41 End: 13:59

Printed - 14:30 Saturday, 11 June 2011

Jim Russell Trophy Race for 500cc F3 Cars
RACE 3 - LAP CHART - Snetterton - 11/12 June 2011
 (contd.)

Lap 6			Lap 7			Lap 8			Lap 9			Lap 10		
No	Behind	Laptime	No	Behind	Laptime	No	Behind	Laptime	No	Behind	Laptime	No	Behind	Laptime
1		2:37.579												
12	17.330	2:39.858												
29	23.414	2:39.650												
92	27.036	2:40.432												
7	29.318	2:40.982												
6	29.838	2:38.584												
91	34.550	2:42.915												
13	1:24.443	2:48.002												
15	1:24.850	2:47.656												
24	1:27.411	2:48.424												
18	1:28.573	2:49.404												
38	1:39.949	2:51.543												
14	1:57.934	2:58.793												

Weather/Track: Sun/Dry

www.mstworld.com

Snetterton 300
 Circuit Length = 2.9900 miles.
 Start: 13:41 End: 13:59

Historic Formula Ford 2000

RACE 6 - QUALIFYING - Snetterton - 11/12 June 2011

POS	NO	CL	DRIVER	NAT	CAR	TIME	LAPS	GAP	MPH
1	79	A	Russell LOVE		Reynard SF79	2:05.257	5		85.93
2	16	A	Simon TOYNE		Reynard SF79	2:05.428	5	0.171	85.81
3	1	A	Oliver THORPE		Royale RP27	2:05.936	5	0.679	85.47
4	75	A	Colin WRIGHT		Reynard SF79	2:06.777	5	1.520	84.90
5	57	A	David WILD		Reynard SF79	2:07.021	5	1.764	84.74
6	22	A	John HAYES-HARLOW		Royale RP30	2:08.461	5	3.204	83.79
7	33	A	Phil WALKER		Lola T580	2:09.620	5	4.363	83.04
8	87	A	Nelson ROWE		Reynard SF79	2:10.013	3	4.756	82.79
9	5	A	George LAMBTON		Reynard SF79	2:10.125	5	4.868	82.72
10	25	B	Antony RAINE		Merlyn MK28	2:10.481	5	5.224	82.49
11	6	A	Jeremy MAIN		Reynard SF79	2:10.907	5	5.650	82.22
12	20	B	David CLARK		Dulon MP21	2:10.959	5	5.702	82.19
13	19	A	Robert TUSTING		Delta T79	2:11.255	5	5.998	82.00
14	58	A	Stuart BOYER		Reynard SF77	2:11.362	5	6.105	81.94
15	34	A	Dale SPRUCE		Reynard SF79	2:14.296	4	9.039	80.15
16	44	A	John DE RITTER		Delta T79	2:19.536	4	14.279	77.14
17	51	A	Stuart OLLEY		Delta T79	2:19.792	5	14.535	77.00
18	70	A	John TAYLOR		Royale RP27	2:20.149	5	14.892	76.80
19	47	C	Jon RANDALL		Lola Supervee	2:23.589	5	18.332	74.96
20	97	C	Charles MERRILL		Royale RP9	2:31.702	4	26.445	70.95
21	43	A	Jan LANGDON		Reynard SF78	12:49.890	1	10:44.633	13.98
22	21	A	Neil BOWMAN		Van Diemen RF78	13:00.584	1	10:55.327	13.79
23	99	B	Paul POSSAMAI		Lola T580	13:00.973	1	10:55.716	13.78

Cars 43, 21, 99 completed 1 lap only. Car 8 did not complete a lap.

Weather/Track: Sun/Dry

These results are provisional until the conclusion of any judicial and technical matters.

Snetterton 300

Circuit Length = 2.9900 miles.

Start: 09:00 End: 09:29

Clerk of the Course:

Timekeeper:

Historic Formula Ford 2000

RACE 6 - QUALIFYING LAP ANALYSIS - Snetterton - 11/12 June 2011

1	Oliver THORPE	Royale RP27
1 - X:00.000 2 - X:00.000 3 - 2:06.866 4 - 2:05.936 5 - 2:06.274		
5	George LAMBTON	Reynard SF79
1 - X:00.000 2 - X:00.000 3 - 2:14.562 4 - 2:10.125 5 - 2:46.037		
6	Jeremy MAIN	Reynard SF79
1 - X:00.000 2 - X:00.000 3 - 2:13.273 4 - 2:11.896 5 - 2:10.907		
8	Andrew HUXTABLE	Lola T580
16	Simon TOYNE	Reynard SF79
1 - X:00.000 2 - X:00.000 3 - 2:10.027 4 - 2:05.428 5 - 2:06.548		
19	Robert TUSTING	Delta T79
1 - X:00.000 2 - X:00.000 3 - 2:11.478 4 - 2:12.873 5 - 2:11.255		

Cars 43, 21, 99 completed 1 lap only. Car 8 did not complete a lap.
Weather/Track: Sun/Dry

Historic Formula Ford 2000

RACE 6 - QUALIFYING LAP ANALYSIS - Snetterton - 11/12 June 2011

(contd.)

20	David CLARK	Dulon MP21
1 - X:00.000 2 - X:00.000 3 - 2:12.221 4 - 2:10.959 5 - 2:41.360		
21	Neil BOWMAN	Van Diemen RF78
1 - X:00.000		
22	John HAYES-HARLOW	Royale RP30
1 - X:00.000 2 - X:00.000 3 - 2:09.176 4 - 2:08.461 5 - 2:09.513		
25	Antony RAINE	Merlyn MK28
1 - X:00.000 2 - X:00.000 3 - 2:14.437 4 - 2:10.481 5 - 2:14.899		
33	Phil WALKER	Lola T580
1 - X:00.000 2 - X:00.000 3 - 2:10.985 4 - 2:09.754 5 - 2:09.620		
34	Dale SPRUCE	Reynard SF79
1 - X:00.000 2 - X:00.000 3 - 2:14.296 4 - 2:50.161P		

Cars 43, 21, 99 completed 1 lap only. Car 8 did not complete a lap.
Weather/Track: Sun/Dry

Historic Formula Ford 2000

RACE 6 - QUALIFYING LAP ANALYSIS - Snetterton - 11/12 June 2011

(contd.)

43	Jan LANGDON	Reynard SF78
1 - X:00.000		
44	John DE RITTER	Delta T79
1 - X:00.000 2 - X:00.000 3 - 2:19.536 4 - 2:19.832		
47	Jon RANDALL	Lola Supervee
1 - X:00.000 2 - X:00.000 3 - 2:26.683 4 - 2:26.753 5 - 2:23.589		
51	Stuart OLLEY	Delta T79
1 - X:00.000 2 - X:00.000 3 - 2:21.798 4 - 2:20.113 5 - 2:19.792		
57	David WILD	Reynard SF79
1 - X:00.000 2 - X:00.000 3 - 2:08.972 4 - 2:07.021 5 - 2:12.202		
58	Stuart BOYER	Reynard SF77
1 - X:00.000 2 - X:00.000 3 - 2:11.362 4 - 2:11.470 5 - 2:11.537		

Cars 43, 21, 99 completed 1 lap only. Car 8 did not complete a lap.
Weather/Track: Sun/Dry

Historic Formula Ford 2000

RACE 6 - QUALIFYING LAP ANALYSIS - Snetterton - 11/12 June 2011

(contd.)


70	John TAYLOR	Royale RP27
1 - X:00.000 2 - X:00.000 3 - 2:25.579 4 - 2:20.814 5 - 2:20.149		
75	Colin WRIGHT	Reynard SF79
1 - X:00.000 2 - X:00.000 3 - 2:07.815 4 - 2:06.777 5 - 2:08.372		
79	Russell LOVE	Reynard SF79
1 - X:00.000 2 - X:00.000 3 - 2:06.308 4 - 2:05.257 5 - 2:06.603		
87	Nelson ROWE	Reynard SF79
1 - X:00.000 2 - X:00.000 3 - 2:10.013		
97	Charles MERRILL	Royale RP9
1 - X:00.000 2 - X:00.000 3 - 2:31.702 4 - 3:03.743		
99	Paul POSSAMAI	Lola T580
1 - X:00.000		

Cars 43, 21, 99 completed 1 lap only. Car 8 did not complete a lap.
Weather/Track: Sun/Dry

Historic Formula Ford 2000

RACE 6 - GRID - Snetterton - 11/12 June 2011

ROW 12	99	POSSAMAI			
ROW 11				21	BOWMAN
ROW 10	43	LANGDON		97	MERRILL
ROW 9				70	TAYLOR
ROW 8	47	RANDALL			
ROW 7				44	DE RITTER
ROW 6	51	OLLEY		58	BOYER
ROW 5				20	CLARK
ROW 4	34	SPRUCE		25	RAINE
ROW 3				87	ROWE
ROW 2	19	TUSTING		22	HAYES-HARLOW
ROW 1				75	WRIGHT
	6	MAIN			
	5	LAMBTON		16	TOYNE
	33	WALKER			
	57	WILD			
	1	THORPE			
	79	LOVE			
			POLE		



Cars 43, 21, 99 completed 1 lap only.

Weather/Track: Sun/Dry

These results are provisional until the conclusion of any judicial and technical matters.

Snetterton 300

Circuit Length = 2.9900 miles.

Start: 09:00 End: 09:29

Clerk of the Course:

Timekeeper:

Historic Formula Ford 2000

RACE 6 - CLASSIFICATION - Snetterton - 11/12 June 2011

POS	NO	CL	DRIVER	NAT	CAR	TIME	LAPS	GAP	MPH	BEST
1	79	A	Russell LOVE		Reynard SF79	16:14.536	6		66.27	2:03.301
2	16	A	Simon TOYNE		Reynard SF79	16:15.108	6	0.572	66.23	2:02.768
3	1	A	Oliver THORPE		Royale RP27	16:16.380	6	1.844	66.14	2:03.894
4	75	A	Colin WRIGHT		Reynard SF79	16:20.449	6	5.913	65.87	2:05.031
5	22	A	John HAYES-HARLOW		Royale RP30	16:24.390	6	9.854	65.60	2:06.723
6	6	A	Jeremy MAIN		Reynard SF79	16:27.106	6	12.570	65.42	2:08.001
7	5	A	George LAMBTON		Reynard SF79	16:27.682	6	13.146	65.38	2:07.033
8	25	B	Antony RAINE		Merlyn MK28	16:28.801	6	14.265	65.31	2:07.853
9	19	A	Robert TUSTING		Delta T79	16:31.509	6	16.973	65.13	2:08.220
10	58	A	Stuart BOYER		Reynard SF77	16:31.883	6	17.347	65.11	2:07.920
11	8	A	Andrew HUXTABLE		Lola T580	16:34.003	6	19.467	64.97	2:09.303
12	51	A	Stuart OLLEY		Delta T79	16:41.530	6	26.994	64.48	2:12.574
13	43	A	Jan LANGDON		Reynard SF78	16:42.581	6	28.045	64.41	2:12.760
14	70	A	John TAYLOR		Royale RP27	16:53.514	6	38.978	63.72	2:17.299
15	47	C	Jon RANDALL		Lola Supervee	16:54.333	6	39.797	63.67	2:17.439
16	97	C	Charles MERRILL		Royale RP9	17:10.680	6	56.144	62.66	2:23.132
17	44	A	John DE RITTER		Delta T79	17:30.667	6	1:16.131	61.47	2:17.419
18	87	A	Nelson ROWE		Reynard SF79	16:34.000	5	1 LAP	54.14	2:05.436

NOT CLASSIFIED

20	B	David CLARK	Dulon MP21	2:17.225	1	D.N.F.	78.44	2:17.225
21	A	Neil BOWMAN	Van Diemen RF78	2:24.928	1	D.N.F.	74.27	2:24.928
33	A	Phil WALKER	Lola T580		0	D.N.F.	N/A	

FASTEST LAP

16	A	Simon TOYNE	Reynard SF79	2:02.768	6	87.67mph	141.10kph
25	B	Antony RAINE	Merlyn MK28	2:07.853	2	84.19mph	135.49kph
47	C	Jon RANDALL	Lola Supervee	2:17.439	5	78.31mph	126.04kph

Weather/Track: Cloud/Dry

These results are provisional until the conclusion of any judicial and technical matters.

Snetterton 300

Circuit Length = 2.9900 miles.

Start: 11:37 End: 11:54

Clerk of the Course:

Timekeeper:

Historic Formula Ford 2000

RACE 6 - LAP ANALYSIS - Snetterton - 11/12 June 2011

1	Oliver THORPE	Royale RP27
1 - 2:09.638	6 - 2:04.230	
2 - 2:03.894		
3 - 4:16.295		
4 - 3:38.023		
5 - 2:04.300		
5	George LAMBTON	Reynard SF79
1 - 2:16.579	6 - 2:07.033	
2 - 2:08.499		
3 - 4:10.421		
4 - 3:37.535		
5 - 2:07.615		
6	Jeremy MAIN	Reynard SF79
1 - 2:15.400	6 - 2:08.059	
2 - 2:08.001		
3 - 4:10.274		
4 - 3:37.119		
5 - 2:08.253		
8	Andrew HUXTABLE	Lola T580
1 - 2:18.986	6 - 2:09.946	
2 - 2:09.303		
3 - 4:10.464		
4 - 3:35.781		
5 - 2:09.523		
16	Simon TOYNE	Reynard SF79
1 - 2:10.371	6 - 2:02.768	
2 - 2:04.099		
3 - 4:16.218		
4 - 3:37.553		
5 - 2:04.099		
19	Robert TUSTING	Delta T79
1 - 2:17.843	6 - 2:08.220	
2 - 2:08.599		
3 - 4:10.467		
4 - 3:36.615		
5 - 2:09.765		

Weather/Track: Cloud/Dry

Historic Formula Ford 2000

RACE 6 - LAP ANALYSIS - Snetterton - 11/12 June 2011

(contd.)

20	David CLARK	Dulon MP21
1 - 2:17.225		
21	Neil BOWMAN	Van Diemen RF78
1 - 2:24.928		
22	John HAYES-HARLOW	Royale RP30
1 - 2:13.847 6 - 2:07.229 2 - 2:06.920 3 - 4:11.852 4 - 3:37.819 5 - 2:06.723		
25	Antony RAINE	Merlyn MK28
1 - 2:16.559 6 - 2:08.828 2 - 2:07.853 3 - 4:10.112 4 - 3:37.140 5 - 2:08.309		
33	Phil WALKER	Lola T580
43	Jan LANGDON	Reynard SF78
1 - 2:26.031 6 - 2:12.760 2 - 2:15.491 3 - 3:58.849 4 - 3:36.559 5 - 2:12.891		

Weather/Track: Cloud/Dry

www.mstworld.com

Page 2 of 4

Snetterton 300
Circuit Length = 2.9900 miles.
Start: 11:37 End: 11:54

Printed - 11:56 Sunday, 12 June 2011

Historic Formula Ford 2000

RACE 6 - LAP ANALYSIS - Snetterton - 11/12 June 2011

(contd.)

44	John DE RITTER	Delta T79
1 - 2:30.430	6 - 2:50.979P	
2 - 2:24.325		
3 - 3:49.939		
4 - 3:37.575		
5 - 2:17.419		
47	Jon RANDALL	Lola Supervee
1 - 2:29.120	6 - 2:17.633	
2 - 2:21.784		
3 - 3:51.348		
4 - 3:37.009		
5 - 2:17.439		
51	Stuart OLLEY	Delta T79
1 - 2:22.875	6 - 2:12.574	
2 - 2:17.261		
3 - 3:59.094		
4 - 3:36.709		
5 - 2:13.017		
58	Stuart BOYER	Reynard SF77
1 - 2:18.865	6 - 2:07.920	
2 - 2:09.073		
3 - 4:10.187		
4 - 3:36.105		
5 - 2:09.733		
70	John TAYLOR	Royale RP27
1 - 2:27.213	6 - 2:17.299	
2 - 2:21.893		
3 - 3:52.161		
4 - 3:36.686		
5 - 2:18.262		
75	Colin WRIGHT	Reynard SF79
1 - 2:13.215	6 - 2:06.276	
2 - 2:06.327		
3 - 4:12.416		
4 - 3:37.184		
5 - 2:05.031		

Weather/Track: Cloud/Dry

www.mstworld.com

Page 3 of 4

Snetterton 300
Circuit Length = 2.9900 miles.
Start: 11:37 End: 11:54

Printed - 11:56 Sunday, 12 June 2011

Historic Formula Ford 2000

RACE 6 - LAP ANALYSIS - Snetterton - 11/12 June 2011

(contd.)

79	Russell LOVE	Reynard SF79
1 - 2:09.146	6 - 2:03.384	
2 - 2:03.301		
3 - 4:16.332		
4 - 3:38.971		
5 - 2:03.402		
87	Nelson ROWE	Reynard SF79
1 - 4:55.709		
2 - 3:49.939		
3 - 3:36.721		
4 - 2:06.195		
5 - 2:05.436		
97	Charles MERRILL	Royale RP9
1 - 2:39.419	6 - 2:23.132	
2 - 2:40.087		
3 - 3:27.115		
4 - 3:36.729		
5 - 2:24.198		

Weather/Track: Cloud/Dry

www.mstworld.com

Page 4 of 4

Snetterton 300
Circuit Length = 2.9900 miles.
Start: 11:37 End: 11:54

Printed - 11:56 Sunday, 12 June 2011

Historic Formula Ford 2000

RACE 6 - LAP CHART - Snetterton - 11/12 June 2011

Lap 1			Lap 2			Lap 3			Lap 4			Lap 5		
No	Behind	Laptime	No	Behind	Laptime	No	Behind	Laptime	No	Behind	Laptime	No	Behind	Laptime
79		2:09.146	79		2:03.301	79		4:16.332	79		3:38.971	79		2:03.402
1	0.492	2:09.638	1	1.085	2:03.894	1	1.048	4:16.295	1	0.100	3:38.023	1	0.998	2:04.300
16	1.225	2:10.371	16	2.023	2:04.099	16	1.909	4:16.218	16	0.491	3:37.553	16	1.188	2:04.099
75	4.069	2:13.215	75	7.095	2:06.327	75	3.179	4:12.416	75	1.392	3:37.184	75	3.021	2:05.031
22	4.701	2:13.847	22	8.320	2:06.920	22	3.840	4:11.852	22	2.688	3:37.819	22	6.009	2:06.723
6	6.254	2:15.400	6	10.954	2:08.001	6	4.896	4:10.274	6	3.044	3:37.119	6	7.895	2:08.253
5	7.433	2:16.579	25	11.965	2:07.853	25	5.745	4:10.112	25	3.914	3:37.140	25	8.821	2:08.309
25	7.413	2:16.559	5	12.631	2:08.499	5	6.720	4:10.421	5	5.284	3:37.535	5	9.497	2:07.615
20	8.079	2:17.225	19	13.995	2:08.599	19	8.130	4:10.467	19	5.774	3:36.615	19	12.137	2:09.765
19	8.697	2:17.843	58	15.491	2:09.073	58	9.346	4:10.187	58	6.480	3:36.105	58	12.811	2:09.733
58	9.719	2:18.865	8	15.842	2:09.303	8	9.974	4:10.464	8	6.784	3:35.781	8	12.905	2:09.523
8	9.840	2:18.986	51	27.689	2:17.261	51	10.451	3:59.094	51	8.189	3:36.709	87	1 LAP	2:06.195
51	13.729	2:22.875	43	29.075	2:15.491	43	11.592	3:58.849	43	9.180	3:36.559	51	17.804	2:13.017
21	15.782	2:24.928	70	36.659	2:21.893	70	12.488	3:52.161	70	10.203	3:36.686	43	18.669	2:12.891
43	16.885	2:26.031	47	38.457	2:21.784	47	13.473	3:51.348	47	11.511	3:37.009	70	25.063	2:18.262
70	18.067	2:27.213	44	42.308	2:24.325	44	15.915	3:49.939	44	14.519	3:37.575	47	25.548	2:17.439
47	19.974	2:29.120	87	1 LAP	4:55.709	87	1 LAP	3:49.939	87	1 LAP	3:36.721	44	28.536	2:17.419
44	21.284	2:30.430	97	1:07.059	2:40.087	97	17.842	3:27.115	97	15.600	3:36.729	97	36.396	2:24.198
97	30.273	2:39.419												

Weather/Track: Cloud/Dry

www.mstworld.com

Page 1 of 2

Snetterton 300
Circuit Length = 2.9900 miles.
Start: 11:37 End: 11:54

Printed - 11:56 Sunday, 12 June 2011

Historic Formula Ford 2000

RACE 6 - LAP CHART - Snetterton - 11/12 June 2011

(contd.)

Lap 6			Lap 7			Lap 8			Lap 9			Lap 10		
No	Behind	Laptime	No	Behind	Laptime	No	Behind	Laptime	No	Behind	Laptime	No	Behind	Laptime
79		2:03.384												
16	0.572	2:02.768												
1	1.844	2:04.230												
75	5.913	2:06.276												
22	9.854	2:07.229												
6	12.570	2:08.059												
5	13.146	2:07.033												
25	14.265	2:08.828												
19	16.973	2:08.220												
58	17.347	2:07.920												
8	19.467	2:09.946												
87	1 LAP	2:05.436												
51	26.994	2:12.574												
43	28.045	2:12.760												
70	38.978	2:17.299												
47	39.797	2:17.633												
97	56.144	2:23.132												
44	1:16.131	2:50.979P												

Weather/Track: Cloud/Dry

www.mstworld.com

Page 2 of 2

Snetterton 300
Circuit Length = 2.9900 miles.
Start: 11:37 End: 11:54


Printed - 11:56 Sunday, 12 June 2011

Historic Formula Ford 2000

RACE 12 - AMENDED GRID - Snetterton - 11/12 June 2011

ROW 11	33 WALKER	57 WILD
ROW 10	20 CLARK	21 BOWMAN
ROW 9	44 DE RITTER	87 ROWE
ROW 8	47 RANDALL	97 MERRILL
ROW 7	43 LANGDON	70 TAYLOR
ROW 6	8 HUXTABLE	51 OLLEY
ROW 5	19 TUSTING	58 BOYER
ROW 4	5 LAMBTON	25 RAINE
ROW 3	22 HAYES-HARLOW	6 MAIN
ROW 2	1 THORPE	75 WRIGHT
ROW 1	79 LOVE	16 TOYNE

POLE



Car 57 added to grid.

Weather/Track: Cloud/Dry

These results are provisional until the conclusion of any judicial and technical matters.

Snetterton 300

Circuit Length = 2.9900 miles.

Start: 11:37 End: 11:54

Clerk of the Course:

Timekeeper:

Historic Formula Ford 2000

RACE 12 - CLASSIFICATION - Snetterton - 11/12 June 2011

POS	NO	CL	DRIVER	NAT	CAR	TIME	LAPS	GAP	MPH	BEST
1	79	A	Russell LOVE		Reynard SF79	11:00.185	5		81.52	2:09.706
2	87	A	Nelson ROWE		Reynard SF79	11:15.613	5	15.428	79.66	2:10.426
3	75	A	Colin WRIGHT		Reynard SF79	11:16.912	5	16.727	79.50	2:13.053
4	22	A	John HAYES-HARLOW		Royale RP30	11:17.727	5	17.542	79.41	2:09.403
5	8	A	Andrew HUXTABLE		Lola T580	11:22.069	5	21.884	78.90	2:12.697
6	6	A	Jeremy MAIN		Reynard SF79	11:25.646	5	25.461	78.49	2:13.686
7	25	B	Antony RAINE		Merlyn MK28	11:25.990	5	25.805	78.45	2:11.864
8	16	A	Simon TOYNE		Reynard SF79	11:26.773	5	26.588	78.36	2:12.794
9	58	A	Stuart BOYER		Reynard SF77	11:29.321	5	29.136	78.07	2:14.702
10	57	A	David WILD		Reynard SF79	11:30.092	5	29.907	77.99	2:13.363
11	5	A	George LAMBTON		Reynard SF79	11:30.695	5	30.510	77.92	2:14.120
12	20	B	David CLARK		Dulon MP21	11:39.820	5	39.635	76.90	2:15.404
13	51	A	Stuart OLLEY		Delta T79	11:56.876	5	56.691	75.07	2:17.868
14	47	C	Jon RANDALL		Lola Supervee	12:48.596	5	1:48.411	70.02	2:27.734

NOT CLASSIFIED

43	A	Jan LANGDON		Reynard SF78	9:33.612	4	D.N.F.	75.06	2:18.346
97	C	Charles MERRILL		Royale RP9	10:52.355	4	D.N.F.	66.00	2:36.192
70	A	John TAYLOR		Royale RP27		0	D.N.F.	N/A	

FASTEST LAP

22	A	John HAYES-HARLOW		Royale RP30	2:09.403	5	83.18mph	133.86kph
25	B	Antony RAINE		Merlyn MK28	2:11.864	5	81.63mph	131.37kph
47	C	Jon RANDALL		Lola Supervee	2:27.734	5	72.86mph	117.25kph

Weather/Track: Cloud/Dry.

Race stopped on lap 6, incident car 43.

These results are provisional until the conclusion of any judicial and technical matters.

Snetterton 300

Circuit Length = 2.9900 miles.

Start: 15:07 End: 15:20

Clerk of the Course:

Timekeeper:

Historic Formula Ford 2000

RACE 12 - LAP ANALYSIS - Snetterton - 11/12 June 2011

5	George LAMBTON	Reynard SF79
1 -	2:28.989	
2 -	2:18.329	
3 -	2:14.386	
4 -	2:14.120	
5 -	2:14.871	
6	Jeremy MAIN	Reynard SF79
1 -	2:25.071	
2 -	2:16.097	
3 -	2:17.057	
4 -	2:13.735	
5 -	2:13.686	
8	Andrew HUXTABLE	Lola T580
1 -	2:25.914	
2 -	2:15.683	
3 -	2:13.550	
4 -	2:12.697	
5 -	2:14.225	
16	Simon TOYNE	Reynard SF79
1 -	2:24.761	
2 -	2:21.013	
3 -	2:14.172	
4 -	2:14.033	
5 -	2:12.794	
20	David CLARK	Dulon MP21
1 -	2:33.277	
2 -	2:18.917	
3 -	2:15.409	
4 -	2:16.813	
5 -	2:15.404	
22	John HAYES-HARLOW	Royale RP30
1 -	2:26.800	
2 -	2:16.568	
3 -	2:15.145	
4 -	2:09.811	
5 -	2:09.403	

Weather/Track: Cloud/Dry. Race stopped on lap 6, incident car 43.
se results are provisional until the conclusion of any judicial and technical matters.

Historic Formula Ford 2000

RACE 12 - LAP ANALYSIS - Snetterton - 11/12 June 2011

(contd.)

25	Antony RAINE	Merlyn MK28
1 - 2:26.980 2 - 2:17.760 3 - 2:14.522 4 - 2:14.864 5 - 2:11.864		
43	Jan LANGDON	Reynard SF78
1 - 2:32.264 2 - 2:21.341 3 - 2:21.661 4 - 2:18.346		
47	Jon RANDALL	Lola Supervee
1 - 2:45.310 2 - 2:36.016 3 - 2:31.691 4 - 2:27.845 5 - 2:27.734		
51	Stuart OLLEY	Delta T79
1 - 2:34.416 2 - 2:23.623 3 - 2:18.769 4 - 2:17.868 5 - 2:22.200		
57	David WILD	Reynard SF79
1 - 2:28.882 2 - 2:17.052 3 - 2:13.363 4 - 2:15.091 5 - 2:15.704		
58	Stuart BOYER	Reynard SF77
1 - 2:26.790 2 - 2:16.290 3 - 2:15.919 4 - 2:14.702 5 - 2:15.620		

Weather/Track: Cloud/Dry. Race stopped on lap 6, incident car 43.
se results are provisional until the conclusion of any judicial and technical matters.

Historic Formula Ford 2000

RACE 12 - LAP ANALYSIS - Snetterton - 11/12 June 2011

(contd.)

70	John TAYLOR	Royale RP27
75	Colin WRIGHT	Reynard SF79
1 - 2:21.512 2 - 2:14.284 3 - 2:13.053 4 - 2:13.566 5 - 2:14.497		
79	Russell LOVE	Reynard SF79
1 - 2:17.948 2 - 2:11.975 3 - 2:10.522 4 - 2:09.706 5 - 2:10.034		
87	Nelson ROWE	Reynard SF79
1 - 2:26.936 2 - 2:15.125 3 - 2:11.722 4 - 2:11.404 5 - 2:10.426		
97	Charles MERRILL	Royale RP9
1 - 2:54.818 2 - 2:42.607 3 - 2:36.192 4 - 2:38.738		

Weather/Track: Cloud/Dry. Race stopped on lap 6, incident car 43.
se results are provisional until the conclusion of any judicial and technical matters.

Historic Formula Ford 2000

RACE 12 - LAP CHART - Snetterton - 11/12 June 2011

Lap 1			Lap 2			Lap 3			Lap 4			Lap 5		
No	Behind	Laptime	No	Behind	Laptime	No	Behind	Laptime	No	Behind	Laptime	No	Behind	Laptime
79		2:17.948	79		2:11.975	79		2:10.522	79		2:09.706	79		2:10.034
75	3.564	2:21.512	75	5.873	2:14.284	75	8.404	2:13.053	75	12.264	2:13.566	87	15.428	2:10.426
16	6.813	2:24.761	6	11.245	2:16.097	87	13.338	2:11.722	87	15.036	2:11.404	75	16.727	2:14.497
6	7.123	2:25.071	8	11.674	2:15.683	8	14.702	2:13.550	8	17.693	2:12.697	22	17.542	2:09.403
8	7.966	2:25.914	87	12.138	2:15.125	6	17.780	2:17.057	22	18.173	2:09.811	8	21.884	2:14.225
58	8.842	2:26.790	58	13.157	2:16.290	22	18.068	2:15.145	6	21.809	2:13.735	6	25.461	2:13.686
22	8.852	2:26.800	22	13.445	2:16.568	58	18.554	2:15.919	58	23.550	2:14.702	25	25.805	2:11.864
87	8.988	2:26.936	25	14.817	2:17.760	25	18.817	2:14.522	16	23.828	2:14.033	16	26.588	2:12.794
25	9.032	2:26.980	16	15.851	2:21.013	57	18.852	2:13.363	25	23.975	2:14.864	58	29.136	2:15.620
57	10.934	2:28.882	57	16.011	2:17.052	16	19.501	2:14.172	57	24.237	2:15.091	57	29.907	2:15.704
5	11.041	2:28.989	5	17.395	2:18.329	5	21.259	2:14.386	5	25.673	2:14.120	5	30.510	2:14.871
43	14.316	2:32.264	20	22.271	2:18.917	20	27.158	2:15.409	20	34.265	2:16.813	20	39.635	2:15.404
20	15.329	2:33.277	43	23.682	2:21.341	43	34.821	2:21.661	43	43.461	2:18.346	51	56.691	2:22.200
51	16.468	2:34.416	51	28.116	2:23.623	51	36.363	2:18.769	51	44.525	2:17.868	47	1:48.411	2:27.734
47	27.362	2:45.310	47	51.403	2:36.016	47	1:12.572	2:31.691	47	1:30.711	2:27.845			
97	36.870	2:54.818	97	1:07.502	2:42.607	97	1:33.172	2:36.192	97	2:02.204	2:38.738			

Weather/Track: Cloud/Dry. Race stopped on lap 6, incident car 43.
 se results are provisional until the conclusion of any judicial and technical matters.

HSCC Grand Stand Motor Sport Historic Formula Ford

RACE 7 - QUALIFYING - Snetterton - 11/12 June 2011

POS	NO	CL	DRIVER	NAT	CAR	TIME	LAPS	GAP	MPH
1	5		Benn SIMMS		Alexis Mk14	2:08.573	3		83.71
2	21		Benjamin MITCHELL		Merlyn Mk20	2:08.825	3	0.252	83.55
3	62		Ian ASHLEY		Lola T200	2:10.862	3	2.289	82.25
4	57		David WILD	TRA	Lola T200	2:11.182	3	2.609	82.05
5	16		Simon TOYNE		Lola T200	2:12.489	3	3.916	81.24
6	19		Stephen KING		Macon MR8	2:13.166	3	4.593	80.83
7	17		Brian MORRIS		Macon MR7	2:14.004	3	5.431	80.32
8	6		Stuart BAIRD		Merlyn Mk11A	2:14.117	3	5.544	80.25
9	38		Pertti KIIVERI		Kvantti Mk1	2:14.173	3	5.600	80.22
10	8		Andrew MANSELL		Merlyn Mk11A	2:14.848	3	6.275	79.82
11	11		Austin MACKIE		Macon MR8	2:15.072	3	6.499	79.69
12	86		Alan FAIRBROTHER		Merlyn Mk20	2:15.149	3	6.576	79.64
13	91	N	John CROWELL		Elden Mk8	2:17.829	3	9.256	78.09
14	23		Jeremy STOCK		Jamun T2	2:19.214	3	10.641	77.32
15	47		Louis HANJOUL		Ford Eldon Mk8/10	2:19.469	3	10.896	77.17
16	18		Stuart DIX		Cooper Chinook	2:19.614	3	11.041	77.09
17	27		Dick DIXON		Lotus 61	2:19.692	3	11.119	77.05
18	34		Philip NORRIS		Macon MR8	2:20.096	3	11.523	76.83
19	25		Philip WALKER		Crossle 16F	2:20.586	3	12.013	76.56
20	61		Harvey SYKES		Merlyn Mk17	2:20.686	3	12.113	76.51
21	92	N	Nick BALL		Merlyn Mk20	2:23.114	3	14.541	75.21
22	39		Michael RICHINGS		Alexis Mk15	2:23.311	3	14.738	75.10
23	90	N	John SLACK		Lola T200	2:24.166	3	15.593	74.66
24	44		John BLADON		Merlyn Mk11a	2:24.290	3	15.717	74.60
25	75		David OWEN		Merlyn Mk20	2:25.276	3	16.703	74.09
26	35		Kevin GOATER		Macon MR8	2:25.397	3	16.824	74.03
27	15		Gareth PAUL		Merlyn Mk17A	2:25.965	3	17.392	73.74
28	93	N	Ciro PAVESI		Merlyn Mk20	2:28.882	3	20.309	72.29

TRA Car 57 - No working transponder.

Weather/Track: Sun/Dry

These results are provisional until the conclusion of any judicial and technical matters.

Snetterton 300

Circuit Length = 2.9900 miles.

Start: 09:38 End: 09:47

Clerk of the Course:		Timekeeper:
----------------------	--	-------------

HSCC Grand Stand Motor Sport Historic Formula Ford
RACE 7 - QUALIFYING LAP ANALYSIS - Snetterton - 11/12 June 2011

5	Benn SIMMS	Alexis Mk14
1 - X:00.000 2 - 2:11.686 3 - 2:08.573		
6	Stuart BAIRD	Merlyn Mk11A
1 - X:00.000 2 - 2:16.158 3 - 2:14.117		
8	Andrew MANSELL	Merlyn Mk11A
1 - X:00.000 2 - 2:21.335 3 - 2:14.848		
11	Austin MACKIE	Macon MR8
1 - X:00.000 2 - 2:18.844 3 - 2:15.072		
15	Gareth PAUL	Merlyn Mk17A
1 - X:00.000 2 - 2:25.965 3 - 2:37.770		
16	Simon TOYNE	Lola T200
1 - X:00.000 2 - 2:22.214 3 - 2:12.489		

TRA Car 57 - No working transponder.
 Weather/Track: Sun/Dry

HSCC Grand Stand Motor Sport Historic Formula Ford
RACE 7 - QUALIFYING LAP ANALYSIS - Snetterton - 11/12 June 2011
 (contd.)

17	Brian MORRIS	Macon MR7
1 - X:00.000 2 - 2:14.446 3 - 2:14.004		
18	Stuart DIX	Cooper Chinook
1 - X:00.000 2 - 2:21.589 3 - 2:19.614		
19	Stephen KING	Macon MR8
1 - X:00.000 2 - 2:14.134 3 - 2:13.166		
21	Benjamin MITCHELL	Merlyn Mk20
1 - X:00.000 2 - 2:10.028 3 - 2:08.825		
23	Jeremy STOCK	Jamun T2
1 - X:00.000 2 - 2:21.852 3 - 2:19.214		
25	Philip WALKER	Crossle 16F
1 - X:00.000 2 - 2:21.898 3 - 2:20.586		

TRA Car 57 - No working transponder.
 Weather/Track: Sun/Dry

HSCC Grand Stand Motor Sport Historic Formula Ford
RACE 7 - QUALIFYING LAP ANALYSIS - Snetterton - 11/12 June 2011
 (contd.)

27	Dick DIXON	Lotus 61
1 - X:00.000 2 - 2:25.330 3 - 2:19.692		
34	Philip NORRIS	Macon MR8
1 - X:00.000 2 - 2:21.944 3 - 2:20.096		
35	Kevin GOATER	Macon MR8
1 - X:00.000 2 - 2:40.884 3 - 2:25.397		
38	Pertti KIIVERI	Kvantti Mk1
1 - X:00.000 2 - 2:16.059 3 - 2:14.173		
39	Michael RICHINGS	Alexis Mk15
1 - X:00.000 2 - 2:43.881 3 - 2:23.311		
44	John BLADON	Merlyn Mk11a
1 - X:00.000 2 - 2:29.643 3 - 2:24.290		

TRA Car 57 - No working transponder.
 Weather/Track: Sun/Dry

HSCC Grand Stand Motor Sport Historic Formula Ford
RACE 7 - QUALIFYING LAP ANALYSIS - Snetterton - 11/12 June 2011
 (contd.)

47	Louis HANJOUL		Ford Eldon Mk8/10
	1 - X:00.000		
	2 - 2:25.217		
	3 - 2:19.469		
57	David WILD	TRA	Lola T200
	1 - X:00.000		
	2 - 2:11.182		
	3 - 2:11.437		
61	Harvey SYKES		Merlyn Mk17
	1 - X:00.000		
	2 - 2:21.476		
	3 - 2:20.686		
62	Ian ASHLEY		Lola T200
	1 - X:00.000		
	2 - 2:12.770		
	3 - 2:10.862		
75	David OWEN		Merlyn Mk20
	1 - X:00.000		
	2 - 2:26.763		
	3 - 2:25.276		
86	Alan FAIRBROTHER		Merlyn Mk20
	1 - X:00.000		
	2 - 2:25.652		
	3 - 2:15.149		

TRA Car 57 - No working transponder.
 Weather/Track: Sun/Dry

HSCC Grand Stand Motor Sport Historic Formula Ford
RACE 7 - QUALIFYING LAP ANALYSIS - Snetterton - 11/12 June 2011
(contd.)


90	John SLACK	Lola T200
1 - X:00.000 2 - 2:28.251 3 - 2:24.166		
91	John CROWELL	Elden Mk8
1 - X:00.000 2 - 2:18.818 3 - 2:17.829		
92	Nick BALL	Merlyn Mk20
1 - X:00.000 2 - 2:24.921 3 - 2:23.114		
93	Ciro PAVESI	Merlyn Mk20
1 - X:00.000 2 - 2:30.315 3 - 2:28.882		

TRA Car 57 - No working transponder.
Weather/Track: Sun/Dry

HSCC Grand Stand Motor Sport Historic Formula Ford

RACE 7 - GRID - Snetterton - 11/12 June 2011

ROW 14	15 PAUL	93 PAVESI
ROW 13	75 OWEN	35 GOATER
ROW 12	90 SLACK	44 BLADON
ROW 11	92 BALL	39 RICHINGS
ROW 10	25 WALKER	61 SYKES
ROW 9	27 DIXON	34 NORRIS
ROW 8	47 HANJOUL	18 DIX
ROW 7	91 CROWELL	23 STOCK
ROW 6	11 MACKIE	86 FAIRBROTHER
ROW 5	38 KIIVERI	8 MANSELL
ROW 4	17 MORRIS	6 BAIRD
ROW 3	16 TOYNE	19 KING
ROW 2	62 ASHLEY	57 WILD
ROW 1	5 SIMMS	21 MITCHELL
	POLE	



TRA Car 57 - No working transponder.

Weather/Track: Sun/Dry

These results are provisional until the conclusion of any judicial and technical matters.

Snetterton 300

Circuit Length = 2.9900 miles.

Start: 09:38 End: 09:47

Clerk of the Course:

Timekeeper:

HSCC Grand Stand Motor Sport Historic Formula Ford

RACE 7 - CLASSIFICATION - Snetterton - 11/12 June 2011

POS	NO	CL	DRIVER	NAT	CAR	TIME	LAPS	GAP	MPH	BEST
1	5		Benn SIMMS		Alexis Mk14	15:03.075	7		83.43	2:07.274
2	21		Benjamin MITCHELL		Merlyn Mk20	15:03.370	7	0.295	83.40	2:07.489
3	16		Simon TOYNE		Lola T200	15:16.748	7	13.673	82.19	2:08.869
4	62		Ian ASHLEY		Lola T200	15:21.772	7	18.697	81.74	2:10.173
5	6		Stuart BAIRD		Merlyn Mk11A	15:38.185	7	35.110	80.31	2:11.793
6	17		Brian MORRIS		Macon MR7	15:38.255	7	35.180	80.30	2:12.443
7	38		Pertti KIIVERI		Kvantti Mk1	15:38.785	7	35.710	80.26	2:11.689
8	8		Andrew MANSELL		Merlyn Mk11A	15:41.030	7	37.955	80.07	2:12.364
9	19		Stephen KING		Macon MR8	15:47.852	7	44.777	79.49	2:13.494
10	86		Alan FAIRBROTHER		Merlyn Mk20	16:07.038	7	1:03.963	77.91	2:15.861
11	11		Austin MACKIE		Macon MR8	16:08.853	7	1:05.778	77.77	2:15.919
12	47		Louis HANJOUL		Ford Eldon Mk8/10	16:09.308	7	1:06.233	77.73	2:15.350
13	27		Dick DIXON		Lotus 61	16:09.347	7	1:06.272	77.73	2:14.294
14	61		Harvey SYKES		Merlyn Mk17	16:16.240	7	1:13.165	77.18	2:14.192
15	39		Michael RICHINGS		Alexis Mk15	16:22.416	7	1:19.341	76.69	2:18.008
16	15		Gareth PAUL		Merlyn Mk17A	16:22.526	7	1:19.451	76.68	2:15.933
17	23		Jeremy STOCK		Jamun T2	16:40.302	7	1:37.227	75.32	2:19.557
18	44		John BLADON		Merlyn Mk11a	16:44.215	7	1:41.140	75.03	2:20.597
19	92	N	Nick BALL		Merlyn Mk20	16:44.559	7	1:41.484	75.00	2:17.749
20	75		David OWEN		Merlyn Mk20	16:52.782	7	1:49.707	74.39	2:17.555
21	35		Kevin GOATER		Macon MR8	16:52.795	7	1:49.720	74.39	2:18.606
22	34		Philip NORRIS		Macon MR8	17:04.299	7	2:01.224	73.56	2:18.275
23	93	N	Ciro PAVESI		Merlyn Mk20	17:26.866	7	2:23.791	71.97	2:26.359

NOT CLASSIFIED

57			David WILD		Lola T200	13:50.273	6	D.N.F.	77.78	2:10.998
90	N		John SLACK		Lola T200	2:45.925	1	D.N.F.	64.87	2:45.925
18			Stuart DIX		Cooper Chinook	3:22.501	1	D.N.F.	53.15	

FASTEST LAP

5			Benn SIMMS		Alexis Mk14	2:07.274	6	84.57mph	136.10kph	
92	N		Nick BALL		Merlyn Mk20	2:17.749	6	78.14mph	125.75kph	

Car 17, transponder working intermittently.

Weather/Track: Cloud/Dry

These results are provisional until the conclusion of any judicial and technical matters.

Snetterton 300

Circuit Length = 2.9900 miles.

Start: 12:12 End: 12:27

Clerk of the Course:		Timekeeper:
----------------------	--	-------------

HSCC Grand Stand Motor Sport Historic Formula Ford

RACE 7 - LAP ANALYSIS - Snetterton - 11/12 June 2011

5	Benn SIMMS	Alexis Mk14
1 -	2:13.776	6 - 2:07.274
2 -	2:08.187	7 - 2:09.406
3 -	2:08.222	
4 -	2:08.198	
5 -	2:08.012	
6	Stuart BAIRD	Merlyn Mk11A
1 -	2:19.537	6 - 2:11.793
2 -	2:12.736	7 - 2:12.557
3 -	2:13.527	
4 -	2:11.936	
5 -	2:16.099	
8	Andrew MANSELL	Merlyn Mk11A
1 -	2:22.807	6 - 2:13.404
2 -	2:12.910	7 - 2:13.390
3 -	2:13.336	
4 -	2:12.364	
5 -	2:12.819	
11	Austin MACKIE	Macon MR8
1 -	2:26.420	6 - 2:15.919
2 -	2:17.534	7 - 2:16.936
3 -	2:17.540	
4 -	2:18.126	
5 -	2:16.378	
15	Gareth PAUL	Merlyn Mk17A
1 -	2:37.923	6 - 2:16.986
2 -	2:19.455	7 - 2:15.933
3 -	2:18.741	
4 -	2:17.385	
5 -	2:16.103	
16	Simon TOYNE	Lola T200
1 -	2:18.135	6 - 2:08.869
2 -	2:10.469	7 - 2:10.045
3 -	2:10.393	
4 -	2:09.316	
5 -	2:09.521	

Car 17, transponder working intermittently.
Weather/Track: Cloud/Dry

HSCC Grand Stand Motor Sport Historic Formula Ford
RACE 7 - LAP ANALYSIS - Snetterton - 11/12 June 2011
 (contd.)

17	Brian MORRIS	Macon MR7
1 -	2:21.101	6 - 2:13.523
2 -	2:12.544	7 - 2:12.685
3 -	2:12.443	
4 -	2:12.597	
5 -	2:13.362	
18	Stuart DIX	Cooper Chinook
1 -	3:22.501P	
19	Stephen KING	Macon MR8
1 -	2:25.015	6 - 2:13.494
2 -	2:13.956	7 - 2:13.640
3 -	2:14.031	
4 -	2:14.043	
5 -	2:13.673	
21	Benjamin MITCHELL	Merlyn Mk20
1 -	2:13.810	6 - 2:07.489
2 -	2:07.832	7 - 2:09.952
3 -	2:08.260	
4 -	2:08.165	
5 -	2:07.862	
23	Jeremy STOCK	Jamun T2
1 -	2:35.888	6 - 2:21.298
2 -	2:19.595	7 - 2:22.660
3 -	2:19.557	
4 -	2:20.517	
5 -	2:20.787	
27	Dick DIXON	Lotus 61
1 -	2:29.304	6 - 2:16.277
2 -	2:17.650	7 - 2:14.294
3 -	2:18.993	
4 -	2:17.112	
5 -	2:15.717	

Car 17, transponder working intermittently.
 Weather/Track: Cloud/Dry

HSCC Grand Stand Motor Sport Historic Formula Ford
RACE 7 - LAP ANALYSIS - Snetterton - 11/12 June 2011
 (contd.)

34	Philip NORRIS	Macon MR8
1 -	2:35.931	6 - 2:18.275
2 -	2:51.092	7 - 2:18.972
3 -	2:20.044	
4 -	2:18.724	
5 -	2:21.261	
35	Kevin GOATER	Macon MR8
1 -	2:37.959	6 - 2:19.439
2 -	2:25.877	7 - 2:18.606
3 -	2:25.360	
4 -	2:23.133	
5 -	2:22.421	
38	Pertti KIIVERI	Kvantti Mk1
1 -	2:25.162	6 - 2:12.138
2 -	2:12.805	7 - 2:11.863
3 -	2:12.813	
4 -	2:12.315	
5 -	2:11.689	
39	Michael RICHINGS	Alexis Mk15
1 -	2:31.105	6 - 2:20.046
2 -	2:18.008	7 - 2:18.616
3 -	2:18.023	
4 -	2:18.195	
5 -	2:18.423	
44	John BLADON	Merlyn Mk11a
1 -	2:33.175	6 - 2:21.382
2 -	2:22.242	7 - 2:22.494
3 -	2:20.597	
4 -	2:21.899	
5 -	2:22.426	
47	Louis HANJOUL	Ford Eldon Mk8/10
1 -	2:29.843	6 - 2:15.471
2 -	2:17.847	7 - 2:15.350
3 -	2:18.302	
4 -	2:16.235	
5 -	2:16.260	

Car 17, transponder working intermittently.
 Weather/Track: Cloud/Dry

HSCC Grand Stand Motor Sport Historic Formula Ford
RACE 7 - LAP ANALYSIS - Snetterton - 11/12 June 2011
 (contd.)

57	David WILD	Lola T200
1 -	2:18.010	6 - 2:44.721P
2 -	2:11.628	
3 -	2:10.998	
4 -	2:11.076	
5 -	2:13.840	
61	Harvey SYKES	Merlyn Mk17
1 -	2:33.759	6 - 2:14.192
2 -	2:20.456	7 - 2:14.907
3 -	2:19.676	
4 -	2:16.920	
5 -	2:16.330	
62	Ian ASHLEY	Lola T200
1 -	2:17.991	6 - 2:10.668
2 -	2:10.883	7 - 2:10.173
3 -	2:11.256	
4 -	2:10.483	
5 -	2:10.318	
75	David OWEN	Merlyn Mk20
1 -	2:36.686	6 - 2:18.826
2 -	2:22.493	7 - 2:19.608
3 -	2:19.201	
4 -	2:17.555	
5 -	2:38.413	
86	Alan FAIRBROTHER	Merlyn Mk20
1 -	2:28.863	6 - 2:15.861
2 -	2:16.293	7 - 2:16.595
3 -	2:16.324	
4 -	2:17.227	
5 -	2:15.875	
90	John SLACK	Lola T200
1 -	2:45.925	

Car 17, transponder working intermittently.
 Weather/Track: Cloud/Dry

HSCC Grand Stand Motor Sport Historic Formula Ford
RACE 7 - LAP ANALYSIS - Snetterton - 11/12 June 2011
(contd.)

92	Nick BALL	Merlyn Mk20
1 - 2:35.679	6 - 2:17.749	
2 - 2:30.159	7 - 2:17.918	
3 - 2:22.005		
4 - 2:21.188		
5 - 2:19.861		
93	Ciro PAVESI	Merlyn Mk20
1 - 2:42.977	6 - 2:27.015	
2 - 2:26.734	7 - 2:26.359	
3 - 2:27.549		
4 - 2:27.856		
5 - 2:28.376		

Car 17, transponder working intermittently.
Weather/Track: Cloud/Dry

HSCC Grand Stand Motor Sport Historic Formula Ford
RACE 7 - LAP CHART - Snetterton - 11/12 June 2011

Lap 1			Lap 2			Lap 3			Lap 4			Lap 5		
No	Behind	Laptime	No	Behind	Laptime	No	Behind	Laptime	No	Behind	Laptime	No	Behind	Laptime
5		2:13.776	21		2:07.832	21		2:08.260	21		2:08.165	21		2:07.862
21	0.034	2:13.810	5	0.321	2:08.187	5	0.283	2:08.222	5	0.316	2:08.198	5	0.466	2:08.012
62	4.215	2:17.991	16	6.962	2:10.469	16	9.095	2:10.393	16	10.246	2:09.316	16	11.905	2:09.521
57	4.234	2:18.010	62	7.232	2:10.883	62	10.228	2:11.256	62	12.546	2:10.483	62	15.002	2:10.318
16	4.359	2:18.135	57	7.996	2:11.628	57	10.734	2:10.998	57	13.645	2:11.076	57	19.623	2:13.840
6	5.761	2:19.537	6	10.631	2:12.736	6	15.898	2:13.527	6	19.669	2:11.936	17	26.118	2:13.362
17	7.325	2:21.101	17	12.003	2:12.544	17	16.186	2:12.443	17	20.618	2:12.597	6	27.906	2:16.099
8	9.031	2:22.807	8	14.075	2:12.910	8	19.151	2:13.336	8	23.350	2:12.364	8	28.307	2:12.819
19	11.239	2:25.015	38	16.325	2:12.805	38	20.878	2:12.813	38	25.028	2:12.315	38	28.855	2:11.689
38	11.386	2:25.162	19	17.329	2:13.956	19	23.100	2:14.031	19	28.978	2:14.043	19	34.789	2:13.673
11	12.644	2:26.420	11	22.312	2:17.534	86	31.578	2:16.324	86	40.640	2:17.227	86	48.653	2:15.875
86	15.087	2:28.863	86	23.514	2:16.293	11	31.592	2:17.540	11	41.553	2:18.126	11	50.069	2:16.378
27	15.528	2:29.304	27	25.312	2:17.650	27	36.045	2:18.993	47	44.160	2:16.235	47	52.558	2:16.260
47	16.067	2:29.843	47	26.048	2:17.847	47	36.090	2:18.302	27	44.992	2:17.112	27	52.847	2:15.717
39	17.329	2:31.105	39	27.471	2:18.008	39	37.234	2:18.023	39	47.264	2:18.195	39	57.825	2:18.423
44	19.399	2:33.175	61	32.573	2:20.456	61	43.989	2:19.676	61	52.744	2:16.920	61	1:01.212	2:16.330
61	19.983	2:33.759	44	33.775	2:22.242	23	45.138	2:19.557	15	55.437	2:17.385	15	1:03.678	2:16.103
92	21.903	2:35.679	23	33.841	2:19.595	44	46.112	2:20.597	23	57.490	2:20.517	23	1:10.415	2:20.787
23	22.112	2:35.888	15	35.736	2:19.455	15	46.217	2:18.741	75	57.868	2:17.555	44	1:14.410	2:22.426
34	22.155	2:35.931	75	37.537	2:22.493	75	48.478	2:19.201	44	59.846	2:21.899	92	1:22.963	2:19.861
75	22.910	2:36.686	35	42.194	2:25.877	92	57.941	2:22.005	92	1:10.964	2:21.188	75	1:28.419	2:38.413
15	24.147	2:37.923	92	44.196	2:30.159	35	59.294	2:25.360	35	1:14.262	2:23.133	35	1:28.821	2:22.421
35	24.183	2:37.959	93	48.069	2:26.734	93	1:07.358	2:27.549	93	1:27.049	2:27.856	34	1:41.123	2:21.261
93	29.201	2:42.977	34	1:05.381	2:51.092	34	1:17.165	2:20.044	34	1:27.724	2:18.724	93	1:47.563	2:28.376
90	32.149	2:45.925												
18	1:08.725	3:22.501P												

Car 17, transponder working intermittently.
Weather/Track: Cloud/Dry

Snetterton 300
Circuit Length = 2.9900 miles.
Start: 12:12 End: 12:27

HSCC Grand Stand Motor Sport Historic Formula Ford
RACE 7 - LAP CHART - Snetterton - 11/12 June 2011
 (contd.)

Lap 6			Lap 7			Lap 8			Lap 9			Lap 10		
No	Behind	Laptime	No	Behind	Laptime	No	Behind	Laptime	No	Behind	Laptime	No	Behind	Laptime
21		2:07.489	5		2:09.406									
5	0.251	2:07.274	21	0.295	2:09.952									
16	13.285	2:08.869	16	13.673	2:10.045									
62	18.181	2:10.668	62	18.697	2:10.173									
17	32.152	2:13.523	6	35.110	2:12.557									
6	32.210	2:11.793	17	35.180	2:12.685									
38	33.504	2:12.138	38	35.710	2:11.863									
8	34.222	2:13.404	8	37.955	2:13.390									
19	40.794	2:13.494	19	44.777	2:13.640									
57	56.855	2:44.721P	86	1:03.963	2:16.595									
86	57.025	2:15.861	11	1:05.778	2:16.936									
11	58.499	2:15.919	47	1:06.233	2:15.350									
47	1:00.540	2:15.471	27	1:06.272	2:14.294									
27	1:01.635	2:16.277	61	1:13.165	2:14.907									
61	1:07.915	2:14.192	39	1:19.341	2:18.616									
39	1:10.382	2:20.046	15	1:19.451	2:15.933									
15	1:13.175	2:16.986	23	1:37.227	2:22.660									
23	1:24.224	2:21.298	44	1:41.140	2:22.494									
44	1:28.303	2:21.382	92	1:41.484	2:17.918									
92	1:33.223	2:17.749	75	1:49.707	2:19.608									
75	1:39.756	2:18.826	35	1:49.720	2:18.606									
35	1:40.771	2:19.439	34	2:01.224	2:18.972									
34	1:51.909	2:18.275	93	2:23.791	2:26.359									
93	2:07.089	2:27.015												

Car 17, transponder working intermittently.
 Weather/Track: Cloud/Dry

Snetterton 300
 Circuit Length = 2.9900 miles.
 Start: 12:12 End: 12:27

HSCC Grand Stand Motor Sport Historic Formula Ford

RACE 13 - GRID - Snetterton - 11/12 June 2011

ROW 13	90	SLACK	18	DIX
ROW 12	93	PAVESI	57	WILD
ROW 11	35	GOATER	34	NORRIS
ROW 10	92	BALL	75	OWEN
ROW 9	23	STOCK	44	BLADON
ROW 8	39	RICHINGS	15	PAUL
ROW 7	27	DIXON	61	SYKES
ROW 6	11	MACKIE	47	HANJOUL
ROW 5	19	KING	86	FAIRBROTHER
ROW 4	38	KIIVERI	8	MANSELL
ROW 3	6	BAIRD	17	MORRIS
ROW 2	16	TOYNE	62	ASHLEY
ROW 1	5	SIMMS	21	MITCHELL
POLE				

Car 17, transponder working intermittently.

Weather/Track: Cloud/Dry

These results are provisional until the conclusion of any judicial and technical matters.

Snetterton 300

Circuit Length = 2.9900 miles.

Start: 12:12 End: 12:27

Clerk of the Course:

Timekeeper:

HSCC Grand Stand Motor Sport Historic Formula Ford

RACE 13 - CLASSIFICATION - Snetterton - 11/12 June 2011

POS	NO	CL	DRIVER	NAT	CAR	TIME	LAPS	GAP	MPH	BEST
1	5		Benn SIMMS		Alexis Mk14	16:50.775	7		74.54	2:22.695
2	21		Benjamin MITCHELL		Merlyn Mk20	17:12.416	7	21.641	72.98	2:22.751
3	62		Ian ASHLEY		Lola T200	17:12.951	7	22.176	72.94	2:24.554
4	16		Simon TOYNE		Lola T200	17:23.293	7	32.518	72.22	2:26.969
5	17		Brian MORRIS		Macon MR7	17:47.278	7	56.503	70.59	2:28.557
6	38		Pertti KIIVERI		Kvantti Mk1	17:49.628	7	58.853	70.44	2:30.326
7	6		Stuart BAIRD		Merlyn Mk11A	17:54.637	7	1:03.862	70.11	2:29.761
8	8		Andrew MANSELL		Merlyn Mk11A	17:58.994	7	1:08.219	69.83	2:29.490
9	44		John BLADON		Merlyn Mk11a	18:04.796	7	1:14.021	69.45	2:32.749
10	23		Jeremy STOCK		Jamun T2	18:06.860	7	1:16.085	69.32	2:31.275
11	86		Alan FAIRBROTHER		Merlyn Mk20	18:17.245	7	1:26.470	68.67	2:33.416
12	61		Harvey SYKES		Merlyn Mk17	18:18.079	7	1:27.304	68.61	2:33.482
13	19		Stephen KING		Macon MR8	18:21.005	7	1:30.230	68.43	2:30.810
14	11		Austin MACKIE		Macon MR8	18:25.832	7	1:35.057	68.13	2:32.802
15	15		Gareth PAUL		Merlyn Mk17A	18:33.450	7	1:42.675	67.67	2:35.174
16	27		Dick DIXON		Lotus 61	18:34.441	7	1:43.666	67.61	2:33.474
17	35		Kevin GOATER		Macon MR8	18:50.303	7	1:59.528	66.66	2:36.122
18	47		Louis HANJOUL		Ford Eldon Mk8/10	18:52.379	7	2:01.604	66.54	2:35.653
19	34		Philip NORRIS		Macon MR8	18:59.609	7	2:08.834	66.11	2:38.485
20	75		David OWEN		Merlyn Mk20	19:04.264	7	2:13.489	65.84	2:39.879
21	92	N	Nick BALL		Merlyn Mk20	19:20.909	7	2:30.134	64.90	2:41.761
22	90	N	John SLACK		Lola T200	16:59.639	6	1 LAP	63.34	2:36.676
23	93	N	Ciro PAVESI		Merlyn Mk20	17:30.060	6	1 LAP	61.50	2:50.741

NOT CLASSIFIED

18			Stuart DIX		Cooper Chinook	11:02.271	4	D.N.F.	65.01	2:30.558
----	--	--	-------------------	--	----------------	-----------	---	--------	-------	----------

FASTEST LAP

5			Benn SIMMS		Alexis Mk14	2:22.695	3	75.43mph	121.39kph	
90	N		John SLACK		Lola T200	2:36.676	3	68.70mph	110.56kph	

Weather/Track: Light rain/Damp

These results are provisional until the conclusion of any judicial and technical matters.

Snetterton 300
Circuit Length = 2.9900 miles.
Start: 15:36 End: 15:53

Clerk of the Course:		Timekeeper:
----------------------	--	-------------

HSCC Grand Stand Motor Sport Historic Formula Ford

RACE 13 - LAP ANALYSIS - Snetterton - 11/12 June 2011

5	Benn SIMMS	Alexis Mk14
1 -	2:28.026	6 - 2:24.716
2 -	2:22.747	7 - 2:26.541
3 -	2:22.695	
4 -	2:22.728	
5 -	2:23.322	
6	Stuart BAIRD	Merlyn Mk11A
1 -	2:41.296	6 - 2:31.426
2 -	2:32.890	7 - 2:32.214
3 -	2:29.761	
4 -	2:30.977	
5 -	2:36.073	
8	Andrew MANSELL	Merlyn Mk11A
1 -	2:40.409	6 - 2:29.662
2 -	2:29.745	7 - 2:29.568
3 -	2:29.490	
4 -	2:47.586	
5 -	2:32.534	
11	Austin MACKIE	Macon MR8
1 -	2:45.184	6 - 2:33.207
2 -	2:33.511	7 - 2:54.336
3 -	2:33.854	
4 -	2:32.802	
5 -	2:32.938	
15	Gareth PAUL	Merlyn Mk17A
1 -	2:50.491	6 - 2:37.784
2 -	2:35.443	7 - 2:37.105
3 -	2:35.174	
4 -	2:36.984	
5 -	2:40.469	
16	Simon TOYNE	Lola T200
1 -	2:34.861	6 - 2:28.382
2 -	2:28.256	7 - 2:29.925
3 -	2:27.056	
4 -	2:26.969	
5 -	2:27.844	

Weather/Track: Light rain/Damp

www.mstworld.com

Page 1 of 4

Snetterton 300
Circuit Length = 2.9900 miles.
Start: 15:36 End: 15:53

Printed - 15:56 Sunday, 12 June 2011

HSCC Grand Stand Motor Sport Historic Formula Ford
RACE 13 - LAP ANALYSIS - Snetterton - 11/12 June 2011
 (contd.)

17	Brian MORRIS	Macon MR7
1 -	2:36.534	6 - 2:29.767
2 -	2:39.338	7 - 2:32.535
3 -	2:28.557	
4 -	2:29.562	
5 -	2:30.985	
18	Stuart DIX	Cooper Chinook
1 -	2:48.078	
2 -	2:32.054	
3 -	2:30.558	
4 -	3:11.581P	
19	Stephen KING	Macon MR8
1 -	2:48.804	6 - 2:46.683
2 -	2:34.043	7 - 2:34.379
3 -	2:32.398	
4 -	2:30.810	
5 -	2:33.888	
21	Benjamin MITCHELL	Merlyn Mk20
1 -	2:31.078	6 - 2:23.912
2 -	2:23.375	7 - 2:26.106
3 -	2:22.751	
4 -	2:24.389	
5 -	2:40.805	
23	Jeremy STOCK	Jamun T2
1 -	2:50.610	6 - 2:32.613
2 -	2:33.298	7 - 2:34.066
3 -	2:31.896	
4 -	2:31.275	
5 -	2:33.102	
27	Dick DIXON	Lotus 61
1 -	2:49.048	6 - 2:36.254
2 -	2:34.647	7 - 2:36.635
3 -	2:33.474	
4 -	2:38.075	
5 -	2:46.308	

Weather/Track: Light rain/Damp

HSCC Grand Stand Motor Sport Historic Formula Ford
RACE 13 - LAP ANALYSIS - Snetterton - 11/12 June 2011
 (contd.)

34	Philip NORRIS	Macon MR8
1 -	2:57.782	6 - 2:38.485
2 -	2:41.189	7 - 2:39.608
3 -	2:38.998	
4 -	2:44.699	
5 -	2:38.848	
35	Kevin GOATER	Macon MR8
1 -	2:52.978	6 - 2:38.834
2 -	2:41.405	7 - 2:36.122
3 -	2:42.557	
4 -	2:39.904	
5 -	2:38.503	
38	Pertti KIIVERI	Kvantti Mk1
1 -	2:40.405	6 - 2:31.562
2 -	2:31.657	7 - 2:32.359
3 -	2:31.396	
4 -	2:30.326	
5 -	2:31.923	
44	John BLADON	Merlyn Mk11a
1 -	2:42.850	6 - 2:32.749
2 -	2:34.957	7 - 2:33.895
3 -	2:32.886	
4 -	2:34.308	
5 -	2:33.151	
47	Louis HANJOUL	Ford Eldon Mk8/10
1 -	2:57.584	6 - 2:35.653
2 -	2:39.814	7 - 2:39.051
3 -	2:39.681	
4 -	2:41.486	
5 -	2:39.110	
61	Harvey SYKES	Merlyn Mk17
1 -	2:49.237	6 - 2:36.609
2 -	2:35.048	7 - 2:35.523
3 -	2:33.610	
4 -	2:34.570	
5 -	2:33.482	

Weather/Track: Light rain/Damp

HSCC Grand Stand Motor Sport Historic Formula Ford
RACE 13 - LAP ANALYSIS - Snetterton - 11/12 June 2011
 (contd.)

62	Ian ASHLEY	Lola T200
1 -	2:32.238	6 - 2:28.223
2 -	2:27.010	7 - 2:29.973
3 -	2:25.197	
4 -	2:24.554	
5 -	2:25.756	
75	David OWEN	Merlyn Mk20
1 -	2:56.108	6 - 2:41.585
2 -	2:39.879	7 - 2:39.907
3 -	2:40.828	
4 -	2:45.633	
5 -	2:40.324	
86	Alan FAIRBROTHER	Merlyn Mk20
1 -	2:43.754	6 - 2:35.432
2 -	2:36.427	7 - 2:35.957
3 -	2:36.169	
4 -	2:36.090	
5 -	2:33.416	
90	John SLACK	Lola T200
1 -	2:53.864	6 - 2:45.994
2 -	2:50.868	
3 -	2:36.676	
4 -	2:41.493	
5 -	3:10.744	
92	Nick BALL	Merlyn Mk20
1 -	2:51.013	6 - 2:48.441
2 -	2:41.761	7 - 2:45.451
3 -	2:47.861	
4 -	2:44.156	
5 -	2:42.226	
93	Ciro PAVESI	Merlyn Mk20
1 -	3:03.028	6 - 2:54.690
2 -	2:50.741	
3 -	2:53.196	
4 -	2:55.137	
5 -	2:53.268	

Weather/Track: Light rain/Damp

HSCC Grand Stand Motor Sport Historic Formula Ford

RACE 13 - LAP CHART - Snetterton - 11/12 June 2011

Lap 1			Lap 2			Lap 3			Lap 4			Lap 5		
No	Behind	Laptime	No	Behind	Laptime	No	Behind	Laptime	No	Behind	Laptime	No	Behind	Laptime
5		2:28.026	5		2:22.747	5		2:22.695	5		2:22.728	5		2:23.322
21	3.052	2:31.078	21	3.680	2:23.375	21	3.736	2:22.751	21	5.397	2:24.389	62	15.237	2:25.756
62	4.212	2:32.238	62	8.475	2:27.010	62	10.977	2:25.197	62	12.803	2:24.554	21	22.880	2:40.805
16	6.835	2:34.861	16	12.344	2:28.256	16	16.705	2:27.056	16	20.946	2:26.969	16	25.468	2:27.844
17	8.508	2:36.534	8	19.381	2:29.745	8	26.176	2:29.490	38	37.588	2:30.326	17	45.458	2:30.985
8	12.383	2:40.409	38	21.289	2:31.657	38	29.990	2:31.396	17	37.795	2:29.562	38	46.189	2:31.923
38	12.379	2:40.405	6	23.413	2:32.890	6	30.479	2:29.761	6	38.728	2:30.977	6	51.479	2:36.073
6	13.270	2:41.296	17	25.099	2:39.338	17	30.961	2:28.557	44	48.805	2:34.308	44	58.634	2:33.151
44	14.824	2:42.850	44	27.034	2:34.957	18	37.222	2:30.558	11	49.155	2:32.802	11	58.771	2:32.938
86	15.728	2:43.754	11	27.922	2:33.511	44	37.225	2:32.886	19	49.859	2:30.810	8	1:00.246	2:32.534
11	17.158	2:45.184	18	29.359	2:32.054	11	39.081	2:33.854	23	50.883	2:31.275	19	1:00.425	2:33.888
18	20.052	2:48.078	86	29.408	2:36.427	19	41.777	2:32.398	8	51.034	2:47.586	23	1:00.663	2:33.102
19	20.778	2:48.804	19	32.074	2:34.043	23	42.336	2:31.896	86	56.244	2:36.090	86	1:06.338	2:33.416
27	21.022	2:49.048	27	32.922	2:34.647	86	42.882	2:36.169	61	56.269	2:34.570	61	1:06.429	2:33.482
61	21.211	2:49.237	23	33.135	2:33.298	27	43.701	2:33.474	27	59.048	2:38.075	15	1:19.043	2:40.469
15	22.465	2:50.491	61	33.512	2:35.048	61	44.427	2:33.610	15	1:01.896	2:36.984	27	1:22.034	2:46.308
23	22.584	2:50.610	15	35.161	2:35.443	15	47.640	2:35.174	35	1:20.648	2:39.904	35	1:35.829	2:38.503
92	22.987	2:51.013	92	42.001	2:41.761	75	1:03.347	2:40.828	47	1:22.369	2:41.486	47	1:38.157	2:39.110
35	24.952	2:52.978	35	43.610	2:41.405	35	1:03.472	2:42.557	18	1:26.075	3:11.581P	34	1:41.998	2:38.848
90	25.838	2:53.864	75	45.214	2:39.879	47	1:03.611	2:39.681	75	1:26.252	2:45.633	75	1:43.254	2:40.324
75	28.082	2:56.108	47	46.625	2:39.814	34	1:04.501	2:38.998	34	1:26.472	2:44.699	92	1:47.499	2:42.226
47	29.558	2:57.584	34	48.198	2:41.189	92	1:07.167	2:47.861	90	1:26.705	2:41.493	90	2:14.127	3:10.744
34	29.756	2:57.782	90	53.959	2:50.868	90	1:07.940	2:36.676	92	1:28.595	2:44.156			
93	35.002	3:03.028	93	1:02.996	2:50.741	93	1:33.497	2:53.196	93	2:05.906	2:55.137			

Weather/Track: Light rain/Damp

HSCC Grand Stand Motor Sport Historic Formula Ford
RACE 13 - LAP CHART - Snetterton - 11/12 June 2011
 (contd.)

Lap 6			Lap 7			Lap 8			Lap 9			Lap 10		
No	Behind	Laptime	No	Behind	Laptime	No	Behind	Laptime	No	Behind	Laptime	No	Behind	Laptime
5		2:24.716	5		2:26.541									
93	1 LAP	2:53.268	90	1 LAP	2:45.994									
62	18.744	2:28.223	21	21.641	2:26.106									
21	22.076	2:23.912	62	22.176	2:29.973									
16	29.134	2:28.382	16	32.518	2:29.925									
17	50.509	2:29.767	93	1 LAP	2:54.690									
38	53.035	2:31.562	17	56.503	2:32.535									
6	58.189	2:31.426	38	58.853	2:32.359									
8	1:05.192	2:29.662	6	1:03.862	2:32.214									
44	1:06.667	2:32.749	8	1:08.219	2:29.568									
11	1:07.262	2:33.207	44	1:14.021	2:33.895									
23	1:08.560	2:32.613	23	1:16.085	2:34.066									
86	1:17.054	2:35.432	86	1:26.470	2:35.957									
61	1:18.322	2:36.609	61	1:27.304	2:35.523									
19	1:22.392	2:46.683	19	1:30.230	2:34.379									
15	1:32.111	2:37.784	11	1:35.057	2:54.336									
27	1:33.572	2:36.254	15	1:42.675	2:37.105									
47	1:49.094	2:35.653	27	1:43.666	2:36.635									
35	1:49.947	2:38.834	35	1:59.528	2:36.122									
34	1:55.767	2:38.485	47	2:01.604	2:39.051									
75	2:00.123	2:41.585	34	2:08.834	2:39.608									
92	2:11.224	2:48.441	75	2:13.489	2:39.907									
			92	2:30.134	2:45.451									

Weather/Track: Light rain/Damp

HSCC FJHRA Millers Oils Historic Formula Junior Championship

RACE 8 - QUALIFYING - Snetterton - 11/12 June 2011

POS	NO	CL	DRIVER	NAT	CAR	TIME	LAPS	GAP	MPH
1	1	E	Jon MILICEVIC		Cooper T59	2:11.821	7		81.65
2	53	E	Sam WILSON		Cooper T59	2:12.601	7	0.780	81.17
3	80	E	Nicholas FENNELL		Lotus 27	2:12.733	7	0.912	81.09
4	69	E	Stuart ROACH		Alexis Mk4	2:15.083	7	3.262	79.68
5	84	E	Mark WOODHOUSE		Lotus 20/22	2:16.432	7	4.611	78.89
6	58	E	Richard SMEETON		Wainer	2:19.205	6	7.384	77.32
7	52	E	James CLARIDGE		Lola Mk5A	2:20.065	7	8.244	76.85
8	89	E	Mark PANGBORN		Lotus 20B	2:20.734	7	8.913	76.48
9	78	E	Paul SMEETH		Lotus 22	2:21.320	7	9.499	76.16
10	75	E	Pete MORTON		Lightning Envoyette	2:22.679	7	10.858	75.44
11	73	E	Peter ANSTISS		Lotus 20/22	2:22.679	6	10.858	75.44
12	11	B2	Brian MITCHAM		Mallock U2	2:23.394	6	11.573	75.06
13	22	B2	Justin FLEMING		Elva 100	2:25.869	6	14.048	73.79
14	66	D2	Alex MORTON		Ausper T3	2:25.929	6	14.108	73.76
15	9	B2	John CHISHOLM		Gemini Mk2	2:26.189	6	14.368	73.63
16	31	C2	Robert BARRIE		Lotus 18	2:26.604	6	14.783	73.42
17	8	B1	Gordon RUSSELL		Gemini Mk2	2:27.219	6	15.398	73.11
18	29	B2	William GRIMSHAW		Moorland Mk1	2:28.095	6	16.274	72.68
19	99	B2	Peter ST BARBE		Elva 100	2:28.588	6	16.767	72.44
20	15	B2	David HALL		BMC Huffaker Mk1	2:28.744	6	16.923	72.36
21	44	C2	Andrew ROBERTSON		Crossle 4F	2:28.897	4	17.076	72.29
22	42	C2	Jeremy DEELEY		Cooper T52	2:32.544	5	20.723	70.56
23	65	H	George COOPER		Cooper T59	2:34.001	4	22.180	69.89
24	63	E	Laine MARTIN		Lotus 20	2:34.596	3	22.775	69.62
25	56	C2	C BUTLER HENDERSON		Cooper T56	2:34.782	4	22.961	69.54
26	13	B2	Keith ROACH		Gemini Mk2	2:35.322	6	23.501	69.30
27	25	B2	Bernard BROCK		Elva 100	2:36.677	6	24.856	68.70
28	4	B2	Derek WALKER		Terrier Mk IV	2:38.770	4	26.949	67.79
29	43	C1	Jon GROSS		Envoy Mk1	2:39.091	6	27.270	67.65
30	16	A	Gordon WRIGHT		Stanguellini	2:41.878	6	30.057	66.49
31	46	C2	Sue SPENCE		Elva 200	2:42.319	6	30.498	66.31
32	28	A	Michael ASHLEY-BROWN		Volpini Monoposto	2:42.519	6	30.698	66.23
33	94	D1	David GRUNBERG		Lotus 20	2:49.758	5	37.937	63.40
34	41	C2	Christopher WILKS		Deep Sanderson DS104	2:53.333	5	41.512	62.10
35	18	B1	Stephen BULLING		Sadler FJ	2:55.411	5	43.590	61.36
36	47	C1	Richard UTLEY		Caravelle Mk1	24:22.358	1	22:10.537	7.36

Car 47 - 1 Lap only.

Weather/Track: Sun/Dry

These results are provisional until the conclusion of any judicial and technical matters.

Snetterton 300

Circuit Length = 2.9900 miles.

Start: 09:59 End: 10:14

Clerk of the Course:	Timekeeper:
----------------------	-------------

**HSCC FJHRA Millers Oils Historic Formula Junior Championship
RACE 8 - QUALIFYING LAP ANALYSIS - Snetterton - 11/12 June 2011**

1	Jon MILICEVIC	Cooper T59
1 - X:00.000	6 - 2:11.821	
2 - 2:12.785	7 - 2:13.754	
3 - 2:13.862		
4 - 2:12.923		
5 - 2:16.662		
4	Derek WALKER	Terrier Mk IV
1 - X:00.000		
2 - 2:38.770		
3 - 2:40.525		
4 - 2:58.606P		
8	Gordon RUSSELL	Gemini Mk2
1 - X:00.000	6 - 2:28.778	
2 - 2:31.251		
3 - 2:30.610		
4 - 2:28.190		
5 - 2:27.219		
9	John CHISHOLM	Gemini Mk2
1 - X:00.000	6 - 2:31.208	
2 - 2:30.987		
3 - 2:27.918		
4 - 2:26.359		
5 - 2:26.189		
11	Brian MITCHAM	Mallock U2
1 - X:00.000	6 - 2:23.394	
2 - 2:23.743		
3 - 2:25.260		
4 - 3:59.445		
5 - 2:23.866		
13	Keith ROACH	Gemini Mk2
1 - X:00.000	6 - 2:35.322	
2 - 2:45.091		
3 - 2:37.246		
4 - 2:36.515		
5 - 2:48.839		

Weather/Track: Sun/Dry

www.mstworld.com

Page 1 of 6

Snetterton 300
Circuit Length = 2.9900 miles.
Start: 09:59 End: 10:14

Printed - 10:17 Sunday, 12 June 2011

HSCC FJHRA Millers Oils Historic Formula Junior Championship
RACE 8 - QUALIFYING LAP ANALYSIS - Snetterton - 11/12 June 2011
 (contd.)

15	David HALL	BMC Huffaker Mk1
1 -	X:00.000	6 - 2:34.941
2 -	2:30.832	
3 -	2:31.008	
4 -	2:31.600	
5 -	2:28.744	
16	Gordon WRIGHT	Stanguellini
1 -	X:00.000	6 - 2:41.878
2 -	2:48.873	
3 -	2:44.210	
4 -	2:45.478	
5 -	2:44.318	
18	Stephen BULLING	Sadler FJ
1 -	X:00.000	
2 -	2:56.963	
3 -	2:57.361	
4 -	2:55.411	
5 -	2:59.971	
22	Justin FLEMING	Elva 100
1 -	X:00.000	6 - 2:29.633
2 -	2:29.368	
3 -	2:25.869	
4 -	2:26.821	
5 -	2:28.792	
25	Bernard BROCK	Elva 100
1 -	X:00.000	6 - 2:36.729
2 -	2:48.862	
3 -	2:37.956	
4 -	2:36.677	
5 -	2:49.109	
28	Michael ASHLEY-BROWN	Volpini Monoposto
1 -	X:00.000	6 - 2:42.519
2 -	2:46.206	
3 -	2:42.690	
4 -	2:45.838	
5 -	2:43.938	

Weather/Track: Sun/Dry

www.mstworld.com

Page 2 of 6

Snetterton 300
 Circuit Length = 2.9900 miles.
 Start: 09:59 End: 10:14

Printed - 10:17 Sunday, 12 June 2011

HSCC FJHRA Millers Oils Historic Formula Junior Championship
RACE 8 - QUALIFYING LAP ANALYSIS - Snetterton - 11/12 June 2011
 (contd.)

29	William GRIMSHAW	Moorland Mk1
1 - X:00.000 6 - 2:28.095 2 - 2:37.387 3 - 2:31.868 4 - 2:34.713 5 - 2:29.927		
31	Robert BARRIE	Lotus 18
1 - X:00.000 6 - 2:27.365 2 - 2:27.630 3 - 2:29.046 4 - 2:28.173 5 - 2:26.604		
41	Christopher WILKS	Deep Sanderson DS104
1 - X:00.000 2 - 2:56.261 3 - 2:55.222 4 - 2:54.202 5 - 2:53.333		
42	Jeremy DEELEY	Cooper T52
1 - X:00.000 2 - 2:51.574 3 - 2:35.171 4 - 2:32.544 5 - 2:34.231		
43	Jon GROSS	Envoy Mk1
1 - X:00.000 6 - 2:39.091 2 - 2:45.213 3 - 2:40.750 4 - 2:40.470 5 - 2:39.830		
44	Andrew ROBERTSON	Crossle 4F
1 - X:00.000 2 - 2:28.897 3 - 2:34.712 4 - 3:22.211P		

Weather/Track: Sun/Dry

www.mstworld.com

Page 3 of 6

Snetterton 300
 Circuit Length = 2.9900 miles.
 Start: 09:59 End: 10:14

Printed - 10:17 Sunday, 12 June 2011

HSCC FJHRA Millers Oils Historic Formula Junior Championship
RACE 8 - QUALIFYING LAP ANALYSIS - Snetterton - 11/12 June 2011
 (contd.)

46	Sue SPENCE	Elva 200
1 - X:00.000 6 - 2:42.319 2 - 2:50.420 3 - 2:46.645 4 - 2:46.823 5 - 2:52.641		
47	Richard UTLEY	Caravelle Mk1
1 - X:00.000		
52	James CLARIDGE	Lola Mk5A
1 - X:00.000 6 - 2:23.773 2 - 2:20.083 7 - 2:20.065 3 - 2:24.819 4 - 2:34.213 5 - 2:20.713		
53	Sam WILSON	Cooper T59
1 - X:00.000 6 - 2:12.601 2 - 2:18.987 7 - 2:13.281 3 - 2:14.720 4 - 2:14.603 5 - 2:14.406		
56	C BUTLER HENDERSON	Cooper T56
1 - X:00.000 2 - 2:38.248 3 - 2:34.782 4 - 2:39.146		
58	Richard SMEETON	Wainer
1 - X:00.000 6 - 2:19.205 2 - 2:25.803 3 - 2:26.839 4 - 2:26.746 5 - 2:24.575		

HSCC FJHRA Millers Oils Historic Formula Junior Championship
RACE 8 - QUALIFYING LAP ANALYSIS - Snetterton - 11/12 June 2011
 (contd.)

63	Laine MARTIN	Lotus 20
1 - X:00.000 2 - 2:40.324 3 - 2:34.596		
65	George COOPER	Cooper T59
1 - X:00.000 2 - 2:37.543 3 - 2:34.001 4 - 2:37.154		
66	Alex MORTON	Ausper T3
1 - X:00.000 6 - 2:29.314 2 - 2:31.257 3 - 2:27.017 4 - 2:25.929 5 - 2:25.929		
69	Stuart ROACH	Alexis Mk4
1 - X:00.000 6 - 2:16.971 2 - 2:20.280 7 - 2:15.083 3 - 2:19.378 4 - 2:17.811 5 - 2:16.719		
73	Peter ANSTISS	Lotus 20/22
1 - X:00.000 6 - 2:22.822 2 - 2:30.202 3 - 2:27.510 4 - 2:23.945 5 - 2:22.679		
75	Pete MORTON	Lightning Envoyette
1 - X:00.000 6 - 2:26.269 2 - 2:24.631 7 - 2:27.167 3 - 2:22.679 4 - 2:25.652 5 - 2:24.092		

HSCC FJHRA Millers Oils Historic Formula Junior Championship
RACE 8 - QUALIFYING LAP ANALYSIS - Snetterton - 11/12 June 2011
 (contd.)

78	Paul SMEETH	Lotus 22
1 - X:00.000	6 - 2:26.079	
2 - 2:28.232	7 - 2:21.320	
3 - 2:28.225		
4 - 2:26.067		
5 - 2:24.263		
80	Nicholas FENNELL	Lotus 27
1 - X:00.000	6 - 2:12.733	
2 - 2:13.685	7 - 2:29.644	
3 - 2:15.547		
4 - 2:14.432		
5 - 2:16.781		
84	Mark WOODHOUSE	Lotus 20/22
1 - X:00.000	6 - 2:20.556	
2 - 2:18.106	7 - 2:16.432	
3 - 2:17.765		
4 - 2:19.839		
5 - 2:18.164		
89	Mark PANGBORN	Lotus 20B
1 - X:00.000	6 - 2:24.175	
2 - 2:24.553	7 - 2:20.734	
3 - 2:25.357		
4 - 2:23.524		
5 - 2:23.015		
94	David GRUNBERG	Lotus 20
1 - X:00.000		
2 - 2:58.101		
3 - 2:50.542		
4 - 2:51.281		
5 - 2:49.758		
99	Peter ST BARBE	Elva 100
1 - X:00.000	6 - 2:28.588	
2 - 2:31.916		
3 - 2:30.184		
4 - 2:29.394		
5 - 2:28.875		

Weather/Track: Sun/Dry

www.mstworld.com

Page 6 of 6

Snetterton 300
 Circuit Length = 2.9900 miles.
 Start: 09:59 End: 10:14

Printed - 10:17 Sunday, 12 June 2011

HSCC FJHRA Millers Oils Historic Formula Junior Championship

RACE 8 - AMENDED GRID - Snetterton - 11/12 June 2011

ROW 18	18 BULLING	47 UTLEY
ROW 17	94 GRUNBERG	41 WILKS
ROW 16	46 SPENCE	28 ASHLEY-BROWN
ROW 15	43 GROSS	16 WRIGHT
ROW 14	25 BROCK	4 WALKER
ROW 13	56 BUTLER HENDERSON	13 ROACH
ROW 12	65 COOPER	63 MARTIN
ROW 11	44 ROBERTSON	42 DEELEY
ROW 10	99 ST BARBE	15 HALL
ROW 9	8 RUSSELL	29 GRIMSHAW
ROW 8	9 CHISHOLM	31 BARRIE
ROW 7	22 FLEMING	66 MORTON
ROW 6	73 ANSTISS	11 MITCHAM
ROW 5	78 SMEETH	75 MORTON
ROW 4	52 CLARIDGE	89 PANGBORN
ROW 3	84 WOODHOUSE	58 SMEETON
ROW 2	80 FENNELL	69 ROACH
ROW 1	1 MILICEVIC	53 WILSON
	POLE	

Car 47 added to back of grid.

Weather/Track: Sun/Dry

These results are provisional until the conclusion of any judicial and technical matters.

Snetterton 300

Circuit Length = 2.9900 miles.

Start: 09:59 End: 10:14

Clerk of the Course:

Timekeeper:

HSCC FJHRA Millers Oils Historic Formula Junior Championship

RACE 8 - CLASSIFICATION - Snetterton - 11/12 June 2011

POS	NO	CL	DRIVER	NAT	CAR	TIME	LAPS	GAP	MPH	BEST
1	1	E	Jon MILICEVIC		Cooper T59	15:33.950	7		80.67	2:11.097
2	69	E	Stuart ROACH		Alexis Mk4	15:40.230	7	6.280	80.13	2:11.872
3	80	E	Nicholas FENNELL		Lotus 27	16:06.733	7	32.783	77.94	2:13.986
4	84	E	Mark WOODHOUSE		Lotus 20/22	16:12.723	7	38.773	77.46	2:15.236
5	52	E	James CLARIDGE		Lola Mk5A	16:16.301	7	42.351	77.17	2:16.921
6	89	E	Mark PANGBORN		Lotus 20B	16:24.798	7	50.848	76.51	2:18.016
7	75	E	Pete MORTON		Lightning Envoyette	16:30.671	7	56.721	76.05	2:17.995
8	73	E	Peter ANSTISS		Lotus 20/22	16:43.007	7	1:09.057	75.12	2:20.650
9	78	E	Paul SMEETH		Lotus 22	16:48.134	7	1:14.184	74.74	2:21.954
10	11	B2	Brian MITCHAM		Mallock U2	16:48.787	7	1:14.837	74.69	2:21.172
11	58	E	Richard SMEETON		Wainer	16:49.673	7	1:15.723	74.62	2:21.470
12	31	C2	Robert BARRIE		Lotus 18	17:08.077	7	1:34.127	73.29	2:24.233
13	56	C2	C BUTLER HENDERSON		Cooper T56	17:09.745	7	1:35.795	73.17	2:21.982
14	65	H	George COOPER		Cooper T59	17:10.789	7	1:36.839	73.09	2:23.870
15	66	D2	Alex MORTON		Ausper T3	17:11.799	7	1:37.849	73.02	2:23.735
16	44	C2	Andrew ROBERTSON		Crossle 4F	17:19.135	7	1:45.185	72.51	2:25.297
17	63	E	Laine MARTIN		Lotus 20	17:33.912	7	1:59.962	71.49	2:25.034
18	22	B2	Justin FLEMING		Elva 100	17:34.587	7	2:00.637	71.44	2:26.676
19	99	B2	Peter ST BARBE		Elva 100	17:35.208	7	2:01.258	71.40	2:25.963
20	15	B2	David HALL		BMC Huffaker Mk1	17:35.372	7	2:01.422	71.39	2:27.044
21	42	C2	Jeremy DEELEY		Cooper T52	17:37.712	7	2:03.762	71.23	2:27.541
22	8	B1	Gordon RUSSELL		Gemini Mk2	17:48.950	7	2:15.000	70.48	2:27.816
23	29	B2	William GRIMSHAW		Moorland Mk1	15:58.031	6	1 LAP	67.41	2:31.759
24	25	B2	Bernard BROCK		Elva 100	16:07.315	6	1 LAP	66.76	2:37.674
25	13	B2	Keith ROACH		Gemini Mk2	16:11.446	6	1 LAP	66.48	2:38.595
26	47	C1	Richard UTLEY		Caravelle Mk1	16:23.178	6	1 LAP	65.68	2:38.249
27	46	C2	Sue SPENCE		Elva 200	16:24.285	6	1 LAP	65.61	2:40.037
28	94	D1	David GRUNBERG		Lotus 20	16:25.598	6	1 LAP	65.52	2:37.200
29	16	A	Gordon WRIGHT		Stanguellini	16:30.746	6	1 LAP	65.18	2:41.791
30	28	A	Michael ASHLEY-BROWN		Volpini Monoposto	16:31.493	6	1 LAP	65.13	2:40.872
31	18	B1	Stephen BULLING		Sadler FJ	16:39.434	6	1 LAP	64.62	2:40.572
32	41	C2	Christopher WILKS		Deep Sanderson DS104	17:15.898	6	1 LAP	62.34	2:46.003

NOT CLASSIFIED

4	B2	Derek WALKER	Terrier Mk IV	15:28.163	6	D.N.F.	69.58	2:25.485
9	B2	John CHISHOLM	Gemini Mk2	12:25.696	5	D.N.F.	72.17	2:25.706
53	E	Sam WILSON	Cooper T59	4:31.024	2	D.N.F.	79.43	2:11.404
43	C1	Jon GROSS	Envoy Mk1	5:25.399	2	D.N.F.	66.15	2:35.155

FASTEST LAP

1	E	Jon MILICEVIC	Cooper T59	2:11.097	3	82.10mph	132.13kph
11	B2	Brian MITCHAM	Mallock U2	2:21.172	6	76.24mph	122.70kph
56	C2	C BUTLER HENDERSON	Cooper T56	2:21.982	7	75.81mph	122.00kph
66	D2	Alex MORTON	Ausper T3	2:23.735	3	74.88mph	120.52kph
65	H	George COOPER	Cooper T59	2:23.870	7	74.81mph	120.40kph
8	B1	Gordon RUSSELL	Gemini Mk2	2:27.816	6	72.82mph	117.19kph
43	C1	Jon GROSS	Envoy Mk1	2:35.155	2	69.37mph	111.64kph
94	D1	David GRUNBERG	Lotus 20	2:37.200	5	68.47mph	110.19kph
28	A	Michael ASHLEY-BROWN	Volpini Monoposto	2:40.872	6	66.91mph	107.68kph

Snetterton 300
Circuit Length = 2.9900 miles.
Start: 12:42 End: 12:57

Weather/Track: Cloud/Dry

These results are provisional until the conclusion of any judicial and technical matters.

Clerk of the Course:	Timekeeper:
----------------------	-------------

HSCC FJHRA Millers Oils Historic Formula Junior Championship

RACE 8 - LAP ANALYSIS - Snetterton - 11/12 June 2011

1	Jon MILICEVIC	Cooper T59
1 -	2:16.151	6 - 2:13.111
2 -	2:11.337	7 - 2:13.867
3 -	2:11.097	
4 -	2:11.541	
5 -	2:16.846	
4	Derek WALKER	Terrier Mk IV
1 -	2:41.905	6 - 3:02.761P
2 -	2:25.485	
3 -	2:26.138	
4 -	2:25.849	
5 -	2:26.025	
8	Gordon RUSSELL	Gemini Mk2
1 -	2:40.959	6 - 2:27.816
2 -	2:29.897	7 - 2:44.645
3 -	2:28.462	
4 -	2:28.130	
5 -	2:29.041	
9	John CHISHOLM	Gemini Mk2
1 -	2:39.726	
2 -	2:25.706	
3 -	2:25.757	
4 -	2:26.733	
5 -	2:27.774	
11	Brian MITCHAM	Mallock U2
1 -	2:31.936	6 - 2:21.172
2 -	2:22.179	7 - 2:25.197
3 -	2:22.476	
4 -	2:23.578	
5 -	2:22.249	
13	Keith ROACH	Gemini Mk2
1 -	2:46.617	6 - 2:40.922
2 -	2:44.741	
3 -	2:38.595	
4 -	2:40.079	
5 -	2:40.492	

Weather/Track: Cloud/Dry

HSCC FJHRA Millers Oils Historic Formula Junior Championship
RACE 8 - LAP ANALYSIS - Snetterton - 11/12 June 2011
 (contd.)

15	David HALL	BMC Huffaker Mk1
1 -	2:42.197	6 - 2:29.622
2 -	2:30.778	7 - 2:27.044
3 -	2:28.462	
4 -	2:28.561	
5 -	2:28.708	
16	Gordon WRIGHT	Stanguellini
1 -	2:56.019	6 - 2:41.870
2 -	2:42.359	
3 -	2:45.860	
4 -	2:42.847	
5 -	2:41.791	
18	Stephen BULLING	Sadler FJ
1 -	3:00.542	6 - 2:48.433
2 -	2:40.572	
3 -	2:42.396	
4 -	2:42.953	
5 -	2:44.538	
22	Justin FLEMING	Elva 100
1 -	2:40.524	6 - 2:26.676
2 -	2:34.367	7 - 2:29.822
3 -	2:27.551	
4 -	2:28.283	
5 -	2:27.364	
25	Bernard BROCK	Elva 100
1 -	2:50.015	6 - 2:39.517
2 -	2:37.674	
3 -	2:39.833	
4 -	2:41.484	
5 -	2:38.792	
28	Michael ASHLEY-BROWN	Volpini Monoposto
1 -	2:57.544	6 - 2:40.872
2 -	2:42.107	
3 -	2:44.956	
4 -	2:43.135	
5 -	2:42.879	

Weather/Track: Cloud/Dry

HSCC FJHRA Millers Oils Historic Formula Junior Championship
RACE 8 - LAP ANALYSIS - Snetterton - 11/12 June 2011
 (contd.)

29	William GRIMSHAW	Moorland Mk1
1 -	2:50.484	6 - 2:36.507
2 -	2:36.676	
3 -	2:32.870	
4 -	2:31.759	
5 -	2:49.735	
31	Robert BARRIE	Lotus 18
1 -	2:35.739	6 - 2:24.534
2 -	2:27.063	7 - 2:25.893
3 -	2:24.514	
4 -	2:26.101	
5 -	2:24.233	
41	Christopher WILKS	Deep Sanderson DS104
1 -	3:02.278	6 - 3:07.960
2 -	2:47.148	
3 -	2:46.093	
4 -	2:46.416	
5 -	2:46.003	
42	Jeremy DEELEY	Cooper T52
1 -	2:43.685	6 - 2:30.466
2 -	2:28.562	7 - 2:28.602
3 -	2:27.541	
4 -	2:29.301	
5 -	2:29.555	
43	Jon GROSS	Envoy Mk1
1 -	2:50.244	
2 -	2:35.155	
44	Andrew ROBERTSON	Crossle 4F
1 -	2:42.135	6 - 2:25.750
2 -	2:27.546	7 - 2:27.092
3 -	2:25.297	
4 -	2:25.759	
5 -	2:25.556	

Weather/Track: Cloud/Dry

HSCC FJHRA Millers Oils Historic Formula Junior Championship
RACE 8 - LAP ANALYSIS - Snetterton - 11/12 June 2011
 (contd.)

46	Sue SPENCE	Elva 200
1 -	2:58.791	6 - 2:42.238
2 -	2:40.574	
3 -	2:42.603	
4 -	2:40.042	
5 -	2:40.037	
47	Richard UTLEY	Caravelle Mk1
1 -	3:04.117	6 - 2:42.240
2 -	2:39.528	
3 -	2:39.060	
4 -	2:39.984	
5 -	2:38.249	
52	James CLARIDGE	Lola Mk5A
1 -	2:25.382	6 - 2:16.921
2 -	2:18.749	7 - 2:21.018
3 -	2:18.036	
4 -	2:18.206	
5 -	2:17.989	
53	Sam WILSON	Cooper T59
1 -	2:19.620	
2 -	2:11.404	
56	C BUTLER HENDERSON	Cooper T56
1 -	2:47.388	6 - 2:23.983
2 -	2:25.144	7 - 2:21.982
3 -	2:22.769	
4 -	2:23.674	
5 -	2:24.805	
58	Richard SMEETON	Wainer
1 -	2:31.942	6 - 2:21.470
2 -	2:23.046	7 - 2:25.082
3 -	2:23.784	
4 -	2:22.519	
5 -	2:21.830	

Weather/Track: Cloud/Dry

www.mstworld.com

Page 4 of 6

Snetterton 300
 Circuit Length = 2.9900 miles.
 Start: 12:42 End: 12:57

Printed - 13:02 Sunday, 12 June 2011

HSCC FJHRA Millers Oils Historic Formula Junior Championship
RACE 8 - LAP ANALYSIS - Snetterton - 11/12 June 2011
 (contd.)

63	Laine MARTIN	Lotus 20
1 -	2:48.295	6 - 2:26.170
2 -	2:32.361	7 - 2:26.401
3 -	2:28.787	
4 -	2:26.864	
5 -	2:25.034	
65	George COOPER	Cooper T59
1 -	2:40.508	6 - 2:23.972
2 -	2:25.403	7 - 2:23.870
3 -	2:26.635	
4 -	2:23.950	
5 -	2:26.451	
66	Alex MORTON	Ausper T3
1 -	2:42.420	6 - 2:24.338
2 -	2:26.897	7 - 2:24.274
3 -	2:23.735	
4 -	2:25.059	
5 -	2:25.076	
69	Stuart ROACH	Alexis Mk4
1 -	2:19.068	6 - 2:14.831
2 -	2:11.872	7 - 2:14.040
3 -	2:12.646	
4 -	2:13.822	
5 -	2:13.951	
73	Peter ANSTISS	Lotus 20/22
1 -	2:33.391	6 - 2:20.650
2 -	2:21.969	7 - 2:23.040
3 -	2:21.436	
4 -	2:21.248	
5 -	2:21.273	
75	Pete MORTON	Lightning Envoyette
1 -	2:27.345	6 - 2:19.625
2 -	2:18.087	7 - 2:28.076
3 -	2:17.995	
4 -	2:19.566	
5 -	2:19.977	

Weather/Track: Cloud/Dry

HSCC FJHRA Millers Oils Historic Formula Junior Championship
RACE 8 - LAP ANALYSIS - Snetterton - 11/12 June 2011
 (contd.)

78	Paul SMEETH	Lotus 22
1 -	2:31.488	6 - 2:21.968
2 -	2:22.012	7 - 2:24.895
3 -	2:22.487	
4 -	2:23.330	
5 -	2:21.954	
80	Nicholas FENNELL	Lotus 27
1 -	2:21.800	6 - 2:21.733
2 -	2:13.986	7 - 2:21.081
3 -	2:14.531	
4 -	2:15.415	
5 -	2:18.187	
84	Mark WOODHOUSE	Lotus 20/22
1 -	2:22.862	6 - 2:15.236
2 -	2:17.291	7 - 2:17.494
3 -	2:16.768	
4 -	2:17.630	
5 -	2:25.442	
89	Mark PANGBORN	Lotus 20B
1 -	2:26.371	6 - 2:20.342
2 -	2:18.554	7 - 2:22.642
3 -	2:18.016	
4 -	2:18.870	
5 -	2:20.003	
94	David GRUNBERG	Lotus 20
1 -	3:03.997	6 - 2:39.620
2 -	2:44.224	
3 -	2:40.537	
4 -	2:40.020	
5 -	2:37.200	
99	Peter ST BARBE	Elva 100
1 -	2:40.581	6 - 2:32.640
2 -	2:28.135	7 - 2:32.225
3 -	2:25.963	
4 -	2:27.242	
5 -	2:28.422	

Weather/Track: Cloud/Dry

HSCC FJHRA Millers Oils Historic Formula Junior Championship

RACE 8 - LAP CHART - Snetterton - 11/12 June 2011

Lap 1			Lap 2			Lap 3			Lap 4			Lap 5		
No	Behind	Laptime	No	Behind	Laptime	No	Behind	Laptime	No	Behind	Laptime	No	Behind	Laptime
1		2:16.151	1		2:11.337	1		2:11.097	1		2:11.541	1		2:16.846
69	2.917	2:19.068	69	3.452	2:11.872	69	5.001	2:12.646	69	7.282	2:13.822	16	1 LAP	2:42.847
53	3.469	2:19.620	53	3.536	2:11.404	80	11.732	2:14.531	80	15.606	2:15.415	28	1 LAP	2:43.135
80	5.649	2:21.800	80	8.298	2:13.986	84	18.336	2:16.768	84	24.425	2:17.630	94	1 LAP	2:40.020
84	6.711	2:22.862	84	12.665	2:17.291	52	23.582	2:18.036	52	30.247	2:18.206	69	4.387	2:13.951
52	9.231	2:25.382	52	16.643	2:18.749	89	24.356	2:18.016	89	31.685	2:18.870	41	1 LAP	2:46.416
89	10.220	2:26.371	89	17.437	2:18.554	75	24.842	2:17.995	75	32.867	2:19.566	80	16.947	2:18.187
75	11.194	2:27.345	75	17.944	2:18.087	78	37.402	2:22.487	73	47.918	2:21.248	52	31.390	2:17.989
78	15.337	2:31.488	78	26.012	2:22.012	11	38.006	2:22.476	78	49.191	2:23.330	84	33.021	2:25.442
58	15.791	2:31.942	11	26.627	2:22.179	73	38.211	2:21.436	11	50.043	2:23.578	89	34.842	2:20.003
11	15.785	2:31.936	58	27.500	2:23.046	58	40.187	2:23.784	58	51.165	2:22.519	75	35.998	2:19.977
73	17.240	2:33.391	73	27.872	2:21.969	31	48.731	2:24.514	31	1:03.291	2:26.101	73	52.345	2:21.273
31	19.588	2:35.739	31	35.314	2:27.063	9	52.604	2:25.757	65	1:06.370	2:23.950	78	54.299	2:21.954
9	23.575	2:39.726	9	37.944	2:25.706	65	53.961	2:26.635	9	1:07.796	2:26.733	11	55.446	2:22.249
22	24.373	2:40.524	65	38.423	2:25.403	66	54.467	2:23.735	66	1:07.985	2:25.059	58	56.149	2:21.830
65	24.357	2:40.508	4	39.902	2:25.485	4	54.943	2:26.138	56	1:08.849	2:23.674	31	1:10.678	2:24.233
99	24.430	2:40.581	99	41.228	2:28.135	99	56.094	2:25.963	4	1:09.251	2:25.849	65	1:15.975	2:26.451
8	24.808	2:40.959	66	41.829	2:26.897	44	56.393	2:25.297	44	1:10.611	2:25.759	66	1:16.215	2:25.076
4	25.754	2:41.905	44	42.193	2:27.546	56	56.716	2:22.769	99	1:11.795	2:27.242	56	1:16.808	2:24.805
44	25.984	2:42.135	8	43.368	2:29.897	8	1:00.733	2:28.462	8	1:17.322	2:28.130	4	1:18.430	2:26.025
15	26.046	2:42.197	42	44.759	2:28.562	42	1:01.203	2:27.541	42	1:18.963	2:29.301	9	1:18.724	2:27.774
66	26.269	2:42.420	56	45.044	2:25.144	15	1:02.852	2:28.462	15	1:19.872	2:28.561	44	1:19.321	2:25.556
42	27.534	2:43.685	15	45.487	2:30.778	22	1:03.857	2:27.551	22	1:20.599	2:28.283	99	1:23.371	2:28.422
13	30.466	2:46.617	22	47.403	2:34.367	63	1:10.858	2:28.787	63	1:26.181	2:26.864	8	1:29.517	2:29.041
56	31.237	2:47.388	63	53.168	2:32.361	29	1:21.445	2:32.870	29	1:41.663	2:31.759	22	1:31.117	2:27.364
63	32.144	2:48.295	43	57.911	2:35.155	25	1:28.937	2:39.833	25	1:58.880	2:41.484	42	1:31.672	2:29.555
25	33.864	2:50.015	29	59.672	2:36.676	13	1:31.368	2:38.595	13	1:59.906	2:40.079	15	1:31.734	2:28.708
43	34.093	2:50.244	25	1:00.201	2:37.674	46	1:43.383	2:42.603	46	2:11.884	2:40.042	63	1:34.369	2:25.034
29	34.333	2:50.484	13	1:03.870	2:44.741	47	1:44.120	2:39.060	47	2:12.563	2:39.984			
16	39.868	2:56.019	16	1:10.890	2:42.359	18	1:44.925	2:42.396	18	2:16.337	2:42.953			
28	41.393	2:57.544	46	1:11.877	2:40.574	16	1:45.653	2:45.860						
46	42.640	2:58.791	28	1:12.163	2:42.107	28	1:46.022	2:44.956						
18	44.391	3:00.542	18	1:13.626	2:40.572	94	1:50.173	2:40.537						
41	46.127	3:02.278	47	1:16.157	2:39.528	41	1:56.934	2:46.093						
94	47.846	3:03.997	94	1:20.733	2:44.224									
47	47.966	3:04.117	41	1:21.938	2:47.148									

Weather/Track: Cloud/Dry

HSCC FJHRA Millers Oils Historic Formula Junior Championship
RACE 8 - LAP CHART - Snetterton - 11/12 June 2011
 (contd.)

Lap 6			Lap 7			Lap 8			Lap 9			Lap 10		
No	Behind	Laptime	No	Behind	Laptime	No	Behind	Laptime	No	Behind	Laptime	No	Behind	Laptime
1		2:13.111	1		2:13.867									
29	1 LAP	2:49.735	69	6.280	2:14.040									
69	6.107	2:14.831	29	1 LAP	2:36.507									
25	1 LAP	2:38.792	80	32.783	2:21.081									
13	1 LAP	2:40.492	25	1 LAP	2:39.517									
47	1 LAP	2:38.249	13	1 LAP	2:40.922									
46	1 LAP	2:40.037	84	38.773	2:17.494									
80	25.569	2:21.733	52	42.351	2:21.018									
94	1 LAP	2:37.200	47	1 LAP	2:42.240									
16	1 LAP	2:41.791	46	1 LAP	2:42.238									
28	1 LAP	2:42.879	89	50.848	2:22.642									
18	1 LAP	2:44.538	94	1 LAP	2:39.620									
84	35.146	2:15.236	75	56.721	2:28.076									
52	35.200	2:16.921	16	1 LAP	2:41.870									
89	42.073	2:20.342	28	1 LAP	2:40.872									
75	42.512	2:19.625	18	1 LAP	2:48.433									
41	1 LAP	2:46.003	73	1:09.057	2:23.040									
73	59.884	2:20.650	78	1:14.184	2:24.895									
78	1:03.156	2:21.968	11	1:14.837	2:25.197									
11	1:03.507	2:21.172	58	1:15.723	2:25.082									
58	1:04.508	2:21.470	31	1:34.127	2:25.893									
31	1:22.101	2:24.534	56	1:35.795	2:21.982									
65	1:26.836	2:23.972	65	1:36.839	2:23.870									
66	1:27.442	2:24.338	66	1:37.849	2:24.274									
56	1:27.680	2:23.983	41	1 LAP	3:07.960									
44	1:31.960	2:25.750	44	1:45.185	2:27.092									
99	1:42.900	2:32.640	63	1:59.962	2:26.401									
8	1:44.222	2:27.816	22	2:00.637	2:29.822									
22	1:44.682	2:26.676	99	2:01.258	2:32.225									
63	1:47.428	2:26.170	15	2:01.422	2:27.044									
15	1:48.245	2:29.622	42	2:03.762	2:28.602									
42	1:49.027	2:30.466	8	2:15.000	2:44.645									
4	2:08.080	3:02.761P												

Weather/Track: Cloud/Dry

HSCC FJHRA Millers Oils Historic Formula Junior Championship

RACE 14 - CLASSIFICATION - Snetterton - 11/12 June 2011

POS	NO	CL	DRIVER	NAT	CAR	TIME	LAPS	GAP	MPH	BEST
1	69	E	Stuart ROACH		Alexis Mk4	16:17.306	6		66.08	2:38.202
2	56	C2	C BUTLER HENDERSON		Cooper T56	16:30.680	6	13.374	65.19	2:39.956
3	84	E	Mark WOODHOUSE		Lotus 20/22	16:36.993	6	19.687	64.77	2:40.636
4	89	E	Mark PANGBORN		Lotus 20B	16:42.079	6	24.773	64.45	2:40.708
5	52	E	James CLARIDGE		Lola Mk5A	16:49.965	6	32.659	63.94	2:40.269
6	80	E	Nicholas FENNELL		Lotus 27	17:03.504	6	46.198	63.10	2:46.095
7	65	H	George COOPER		Cooper T59	17:04.005	6	46.699	63.07	2:41.873
8	31	C2	Robert BARRIE		Lotus 18	17:05.025	6	47.719	63.00	2:46.031
9	73	E	Peter ANSTISS		Lotus 20/22	17:28.437	6	1:11.131	61.60	2:51.258
10	11	B2	Brian MITCHAM		Mallock U2	17:45.918	6	1:28.612	60.59	2:48.855
11	78	E	Paul SMEETH		Lotus 22	17:46.440	6	1:29.134	60.56	2:52.623
12	99	B2	Peter ST BARBE		Elva 100	17:47.445	6	1:30.139	60.50	2:53.425
13	66	D2	Alex MORTON		Ausper T3	17:50.804	6	1:33.498	60.31	2:49.484
14	42	C2	Jeremy DEELEY		Cooper T52	17:51.970	6	1:34.664	60.24	2:52.264
15	8	B1	Gordon RUSSELL		Gemini Mk2	17:55.982	6	1:38.676	60.02	2:54.417
16	15	B2	David HALL		BMC Huffaker Mk1	17:57.420	6	1:40.114	59.94	2:51.981
17	44	C2	Andrew ROBERTSON		Crossle 4F	18:08.497	6	1:51.191	59.33	2:51.290
18	63	E	Laine MARTIN		Lotus 20	18:17.139	6	1:59.833	58.86	2:52.510
19	75	E	Pete MORTON		Lightning Envoyette	18:17.883	6	2:00.577	58.82	2:55.595
20	29	B2	William GRIMSHAW		Moorland Mk1	18:22.766	6	2:05.460	58.56	2:57.815
21	22	B2	Justin FLEMING		Elva 100	18:24.288	6	2:06.982	58.48	2:59.440
22	47	C1	Richard UTLEY		Caravelle Mk1	18:38.229	6	2:20.923	57.75	2:58.485
23	25	B2	Bernard BROCK		Elva 100	18:42.037	6	2:24.731	57.56	3:00.650
24	94	D1	David GRUNBERG		Lotus 20	18:51.650	6	2:34.344	57.07	3:01.769
25	28	A	Michael ASHLEY-BROWN		Volpini Monoposto	18:53.162	6	2:35.856	56.99	3:00.637
26	16	A	Gordon WRIGHT		Stanguellini	18:55.250	6	2:37.944	56.89	3:02.303
27	18	B1	Stephen BULLING		Sadler FJ	16:35.287	5	1 LAP	54.07	3:10.027
28	46	C2	Sue SPENCE		Elva 200	16:37.303	5	1 LAP	53.96	3:11.235
29	41	C2	Christopher WILKS		Deep Sanderson DS104	17:00.230	5	1 LAP	52.75	3:14.647

NOT CLASSIFIED

1	E	Jon MILICEVIC	Cooper T59	2:59.216	1	D.N.F.	60.06	2:59.216
13	B2	Keith ROACH	Gemini Mk2	3:21.802	1	D.N.F.	53.33	3:21.802

FASTEST LAP

69	E	Stuart ROACH	Alexis Mk4	2:38.202	5	68.04mph	109.49kph
56	C2	C BUTLER HENDERSON	Cooper T56	2:39.956	4	67.29mph	108.29kph
65	H	George COOPER	Cooper T59	2:41.873	4	66.49mph	107.01kph
11	B2	Brian MITCHAM	Mallock U2	2:48.855	6	63.74mph	102.59kph
66	D2	Alex MORTON	Ausper T3	2:49.484	6	63.51mph	102.21kph
8	B1	Gordon RUSSELL	Gemini Mk2	2:54.417	6	61.71mph	99.31kph
47	C1	Richard UTLEY	Caravelle Mk1	2:58.485	5	60.30mph	97.05kph
28	A	Michael ASHLEY-BROWN	Volpini Monoposto	3:00.637	5	59.58mph	95.89kph
94	D1	David GRUNBERG	Lotus 20	3:01.769	5	59.21mph	95.30kph

Weather/Track: Rain/Damp

These results are provisional until the conclusion of any judicial and technical matters.

Snetterton 300

Circuit Length = 2.9900 miles.

Start: 16:07 End: 16:23

Clerk of the Course:	Timekeeper:
----------------------	-------------

HSCC FJHRA Millers Oils Historic Formula Junior Championship
RACE 14 - LAP ANALYSIS - Snetterton - 11/12 June 2011

1	Jon MILICEVIC	Cooper T59
1 - 2:59.216		
8	Gordon RUSSELL	Gemini Mk2
1 - 3:15.712 6 - 2:54.417 2 - 2:58.188 3 - 2:56.097 4 - 2:55.379 5 - 2:56.189		
11	Brian MITCHAM	Mallock U2
1 - 3:07.095 6 - 2:48.855 2 - 2:53.216 3 - 2:56.708 4 - 3:08.535 5 - 2:51.509		
13	Keith ROACH	Gemini Mk2
1 - 3:21.802		
15	David HALL	BMC Huffaker Mk1
1 - 3:16.154 6 - 2:54.753 2 - 2:56.920 3 - 2:51.981 4 - 2:53.318 5 - 3:04.294		
16	Gordon WRIGHT	Stanguellini
1 - 3:28.668 6 - 3:04.692 2 - 3:10.264 3 - 3:06.777 4 - 3:02.303 5 - 3:02.546		

Weather/Track: Rain/Damp

www.mstworld.com

Page 1 of 6

Snetterton 300
Circuit Length = 2.9900 miles.
Start: 16:07 End: 16:23
Printed - 16:27 Sunday, 12 June 2011

HSCC FJHRA Millers Oils Historic Formula Junior Championship
RACE 14 - LAP ANALYSIS - Snetterton - 11/12 June 2011
 (contd.)

18	Stephen BULLING	Sadler FJ
1 - 3:39.219 2 - 3:14.393 3 - 3:14.738 4 - 3:10.027 5 - 3:16.910		
22	Justin FLEMING	Elva 100
1 - 3:15.318 6 - 3:01.037 2 - 3:03.917 3 - 2:59.440 4 - 3:01.501 5 - 3:03.075		
25	Bernard BROCK	Elva 100
1 - 3:20.798 6 - 3:03.777 2 - 3:04.113 3 - 3:00.650 4 - 3:05.333 5 - 3:07.366		
28	Michael ASHLEY-BROWN	Volpini Monoposto
1 - 3:31.342 6 - 3:03.428 2 - 3:09.058 3 - 3:06.486 4 - 3:02.211 5 - 3:00.637		
29	William GRIMSHAW	Moorland Mk1
1 - 3:19.467 6 - 2:59.448 2 - 3:02.944 3 - 2:57.815 4 - 3:02.016 5 - 3:01.076		
31	Robert BARRIE	Lotus 18
1 - 3:02.522 6 - 2:50.470 2 - 2:49.668 3 - 2:48.105 4 - 2:46.031 5 - 2:48.229		

Weather/Track: Rain/Damp

HSCC FJHRA Millers Oils Historic Formula Junior Championship
RACE 14 - LAP ANALYSIS - Snetterton - 11/12 June 2011
 (contd.)

41	Christopher WILKS	Deep Sanderson DS104
1 - 3:34.432 2 - 3:14.647 3 - 3:29.459 4 - 3:17.331 5 - 3:24.361		
42	Jeremy DEELEY	Cooper T52
1 - 3:16.793 6 - 3:00.989 2 - 2:57.231 3 - 2:52.306 4 - 2:52.264 5 - 2:52.387		
44	Andrew ROBERTSON	Crossle 4F
1 - 2:58.509 6 - 2:53.256 2 - 3:37.107 3 - 2:54.179 4 - 2:51.290 5 - 2:54.156		
46	Sue SPENCE	Elva 200
1 - 3:33.108 2 - 3:14.940 3 - 3:18.925 4 - 3:11.235 5 - 3:19.095		
47	Richard UTLEY	Caravelle Mk1
1 - 3:26.246 6 - 2:59.645 2 - 3:09.369 3 - 3:01.953 4 - 3:02.531 5 - 2:58.485		
52	James CLARIDGE	Lola Mk5A
1 - 2:56.132 6 - 2:49.016 2 - 2:48.207 3 - 2:43.549 4 - 2:40.269 5 - 2:52.792		

Weather/Track: Rain/Damp

HSCC FJHRA Millers Oils Historic Formula Junior Championship
RACE 14 - LAP ANALYSIS - Snetterton - 11/12 June 2011
 (contd.)

56	C BUTLER HENDERSON	Cooper T56
1 -	3:00.577	6 - 2:44.864
2 -	2:44.249	
3 -	2:40.424	
4 -	2:39.956	
5 -	2:40.610	
63	Laine MARTIN	Lotus 20
1 -	3:19.198	6 - 2:52.962
2 -	3:00.741	
3 -	2:52.510	
4 -	2:52.926	
5 -	3:18.802	
65	George COOPER	Cooper T59
1 -	3:10.635	6 - 2:53.934
2 -	2:47.820	
3 -	2:45.591	
4 -	2:41.873	
5 -	2:44.152	
66	Alex MORTON	Ausper T3
1 -	3:16.447	6 - 2:49.484
2 -	3:02.282	
3 -	2:51.932	
4 -	2:55.682	
5 -	2:54.977	
69	Stuart ROACH	Alexis Mk4
1 -	2:49.473	6 - 2:43.260
2 -	2:42.936	
3 -	2:43.184	
4 -	2:40.251	
5 -	2:38.202	
73	Peter ANSTISS	Lotus 20/22
1 -	3:06.674	6 - 2:53.428
2 -	2:51.258	
3 -	2:53.153	
4 -	2:51.617	
5 -	2:52.307	

Weather/Track: Rain/Damp

www.mstworld.com

Page 4 of 6

Snetterton 300
 Circuit Length = 2.9900 miles.
 Start: 16:07 End: 16:23

Printed - 16:27 Sunday, 12 June 2011

HSCC FJHRA Millers Oils Historic Formula Junior Championship
RACE 14 - LAP ANALYSIS - Snetterton - 11/12 June 2011
 (contd.)

75	Pete MORTON	Lightning Envoyette
1 -	3:27.734	6 - 2:59.722
2 -	3:00.306	
3 -	2:57.016	
4 -	2:55.595	
5 -	2:57.510	
78	Paul SMEETH	Lotus 22
1 -	3:10.612	6 - 2:56.137
2 -	2:59.122	
3 -	2:55.142	
4 -	2:52.623	
5 -	2:52.804	
80	Nicholas FENNELL	Lotus 27
1 -	2:55.423	6 - 2:51.484
2 -	2:48.733	
3 -	2:46.095	
4 -	2:50.633	
5 -	2:51.136	
84	Mark WOODHOUSE	Lotus 20/22
1 -	2:56.398	6 - 2:44.465
2 -	2:49.125	
3 -	2:44.351	
4 -	2:40.636	
5 -	2:42.018	
89	Mark PANGBORN	Lotus 20B
1 -	3:07.902	6 - 2:40.708
2 -	2:46.207	
3 -	2:41.696	
4 -	2:42.963	
5 -	2:42.603	
94	David GRUNBERG	Lotus 20
1 -	3:30.517	6 - 3:04.199
2 -	3:07.365	
3 -	3:03.187	
4 -	3:04.613	
5 -	3:01.769	

Weather/Track: Rain/Damp

www.mstworld.com

Page 5 of 6

Snetterton 300
 Circuit Length = 2.9900 miles.
 Start: 16:07 End: 16:23

Printed - 16:27 Sunday, 12 June 2011

HSCC FJHRA Millers Oils Historic Formula Junior Championship
RACE 14 - LAP ANALYSIS - Snetterton - 11/12 June 2011
(contd.)

99	Peter ST BARBE	Elva 100
1 - 3:06.076	6 - 2:54.999	
2 - 2:53.988		
3 - 2:53.425		
4 - 2:58.868		
5 - 3:00.089		

HSCC FJHRA Millers Oils Historic Formula Junior Championship

RACE 14 - LAP CHART - Snetterton - 11/12 June 2011

Lap 1			Lap 2			Lap 3			Lap 4			Lap 5		
No	Behind	Laptime	No	Behind	Laptime	No	Behind	Laptime	No	Behind	Laptime	No	Behind	Laptime
69		2:49.473	69		2:42.936	69		2:43.184	69		2:40.251	69		2:38.202
80	5.950	2:55.423	80	11.747	2:48.733	56	9.657	2:40.424	56	9.362	2:39.956	41	1 LAP	3:17.331
52	6.659	2:56.132	52	11.930	2:48.207	52	12.295	2:43.549	52	12.313	2:40.269	56	11.770	2:40.610
84	6.925	2:56.398	56	12.417	2:44.249	84	14.281	2:44.351	84	14.666	2:40.636	84	18.482	2:42.018
44	9.036	2:58.509	84	13.114	2:49.125	80	14.658	2:46.095	89	22.924	2:42.963	52	26.903	2:52.792
1	9.743	2:59.216	31	19.781	2:49.668	89	20.212	2:41.696	80	25.040	2:50.633	89	27.325	2:42.603
56	11.104	3:00.577	89	21.700	2:46.207	31	24.702	2:48.105	65	30.075	2:41.873	65	36.025	2:44.152
31	13.049	3:02.522	73	25.523	2:51.258	65	28.453	2:45.591	31	30.482	2:46.031	80	37.974	2:51.136
99	16.603	3:06.076	65	26.046	2:47.820	73	35.492	2:53.153	73	46.858	2:51.617	31	40.509	2:48.229
73	17.201	3:06.674	99	27.655	2:53.988	99	37.896	2:53.425	99	56.513	2:58.868	73	1:00.963	2:52.307
11	17.622	3:07.095	11	27.902	2:53.216	11	41.426	2:56.708	78	1:01.655	2:52.623	78	1:16.257	2:52.804
89	18.429	3:07.902	78	37.325	2:59.122	78	49.283	2:55.142	15	1:02.529	2:53.318	42	1:16.935	2:52.387
65	21.162	3:10.635	15	40.665	2:56.920	15	49.462	2:51.981	42	1:02.750	2:52.264	99	1:18.400	3:00.089
78	21.139	3:10.612	8	41.491	2:58.188	42	50.737	2:52.306	8	1:09.532	2:55.379	11	1:23.017	2:51.509
22	25.845	3:15.318	42	41.615	2:57.231	8	54.404	2:56.097	63	1:09.531	2:52.926	66	1:27.274	2:54.977
8	26.239	3:15.712	66	46.320	3:02.282	66	55.068	2:51.932	11	1:09.710	3:08.535	8	1:27.519	2:56.189
15	26.681	3:16.154	22	46.826	3:03.917	63	56.856	2:52.510	66	1:10.499	2:55.682	15	1:28.621	3:04.294
66	26.974	3:16.447	63	47.530	3:00.741	22	1:03.082	2:59.440	22	1:24.332	3:01.501	44	1:41.195	2:54.156
42	27.320	3:16.793	29	50.002	3:02.944	29	1:04.633	2:57.815	75	1:24.807	2:55.595	75	1:44.115	2:57.510
63	29.725	3:19.198	25	52.502	3:04.113	75	1:09.463	2:57.016	44	1:25.241	2:51.290	22	1:49.205	3:03.075
29	29.994	3:19.467	75	55.631	3:00.306	25	1:09.968	3:00.650	29	1:26.398	3:02.016	29	1:49.272	3:01.076
25	31.325	3:20.798	44	1:03.207	3:37.107	44	1:14.202	2:54.179	25	1:35.050	3:05.333	63	1:50.131	3:18.802
13	32.329	3:21.802	47	1:03.206	3:09.369	47	1:21.975	3:01.953	47	1:44.255	3:02.531	25	2:04.214	3:07.366
47	36.773	3:26.246	94	1:05.473	3:07.365	94	1:25.476	3:03.187	94	1:49.838	3:04.613	47	2:04.538	2:58.485
75	38.261	3:27.734	16	1:06.523	3:10.264	16	1:30.116	3:06.777	16	1:52.168	3:02.303	94	2:13.405	3:01.769
16	39.195	3:28.668	28	1:07.991	3:09.058	28	1:31.293	3:06.486	28	1:53.253	3:02.211	28	2:15.688	3:00.637
94	41.044	3:30.517	46	1:15.639	3:14.940	46	1:51.380	3:18.925	46	2:22.364	3:11.235	16	2:16.512	3:02.546
28	41.869	3:31.342	41	1:16.670	3:14.647	18	1:52.757	3:14.738	18	2:22.533	3:10.027			
46	43.635	3:33.108	18	1:21.203	3:14.393	41	2:02.945	3:29.459						
41	44.959	3:34.432												
18	49.746	3:39.219												

Weather/Track: Rain/Damp

www.mstworld.com

Page 1 of 2

Snetterton 300
Circuit Length = 2.9900 miles.
Start: 16:07 End: 16:23

Printed - 16:27 Sunday, 12 June 2011

HSCC FJHRA Millers Oils Historic Formula Junior Championship
RACE 14 - LAP CHART - Snetterton - 11/12 June 2011
 (contd.)

Lap 6			Lap 7			Lap 8			Lap 9			Lap 10		
No	Behind	Laptime	No	Behind	Laptime	No	Behind	Laptime	No	Behind	Laptime	No	Behind	Laptime
69		2:43.260												
56	13.374	2:44.864												
18	1 LAP	3:16.910												
84	19.687	2:44.465												
46	1 LAP	3:19.095												
89	24.773	2:40.708												
52	32.659	2:49.016												
41	1 LAP	3:24.361												
80	46.198	2:51.484												
65	46.699	2:53.934												
31	47.719	2:50.470												
73	1:11.131	2:53.428												
11	1:28.612	2:48.855												
78	1:29.134	2:56.137												
99	1:30.139	2:54.999												
66	1:33.498	2:49.484												
42	1:34.664	3:00.989												
8	1:38.676	2:54.417												
15	1:40.114	2:54.753												
44	1:51.191	2:53.256												
63	1:59.833	2:52.962												
75	2:00.577	2:59.722												
29	2:05.460	2:59.448												
22	2:06.982	3:01.037												
47	2:20.923	2:59.645												
25	2:24.731	3:03.777												
94	2:34.344	3:04.199												
28	2:35.856	3:03.428												
16	2:37.944	3:04.692												

Weather/Track: Rain/Damp

HSCC Classic Formula 3

RACE 9 - QUALIFYING - Snetterton - 11/12 June 2011

POS	NO	CL	DRIVER	NAT	CAR	TIME	LAPS	GAP	MPH
1	32	A	Jamie BRASHAW		March 793	1:59.966	8		89.72
2	38	A	Hugh PRICE	TRA	Chevron B38	2:01.812	8	1.846	88.36
3	29	A	Jonathan PRICE		March 793	2:03.610	7	3.644	87.08
4	20	A	David CLARK		Argo JM6	2:04.599	4	4.633	86.38
5	59	A	Chris REMERS		Chevron B43	2:06.732	5	6.766	84.93
6	18	A	Paul DIBDEN		Ralt RT1	2:07.452	7	7.486	84.45
7	33	A	Mike JONES	TRA	Brabham BT38C	2:07.813	7	7.847	84.21
8	22	A	Geoff HOODLESS		March 803	2:08.139	5	8.173	84.00
9	55	A	Bruce BARTELL		Chevron B34	2:08.772	7	8.806	83.59
10	26	A	Peter HISCOCKS		Lola T670	2:09.103	7	9.137	83.37
11	63	B	Graham KIDDY		Dastle Mk10	2:13.441	7	13.475	80.66
12	96	B	Gareth WALTERS		Palliser WDF3	2:16.878	7	16.912	78.63
13	23	A	Iain ROWLEY		Oliroy C1	2:31.943	2	31.977	70.84

TRA = Cars 33 & 38 require working transponders, ref Regulation Q12.2.1

Weather/Track: Sun/Dry. Car 23 completed 2 laps only.

These results are provisional until the conclusion of any judicial and technical matters.

Snetterton 300

Circuit Length = 2.9900 miles.

Start: 10:22 End: 10:37

Clerk of the Course:

Timekeeper:

HSCC Classic Formula 3

RACE 9 - QUALIFYING LAP ANALYSIS - Snetterton - 11/12 June 2011

18	Paul DIBDEN	Ralt RT1
1 - X:00.000	6 - 2:07.511	
2 - 2:10.350	7 - 2:07.452	
3 - 2:08.975		
4 - 2:09.843		
5 - 2:08.505		
20	David CLARK	Argo JM6
1 - X:00.000		
2 - 8:18.435P		
3 - 2:15.788		
4 - 2:04.599		
22	Geoff HOODLESS	March 803
1 - X:00.000		
2 - 2:12.378		
3 - 2:08.139		
4 - 2:27.008		
5 - 2:09.618		
23	Iain ROWLEY	Oliroy C1
1 - X:00.000		
2 - 2:31.943		
26	Peter HISCOCKS	Lola T670
1 - X:00.000	6 - 2:09.593	
2 - 2:21.647	7 - 2:09.195	
3 - 2:12.500		
4 - 2:11.754		
5 - 2:09.103		
29	Jonathan PRICE	March 793
1 - X:00.000	6 - 2:06.620	
2 - 2:11.820	7 - 2:03.610	
3 - 2:07.424		
4 - 2:06.464		
5 - 2:05.678		

TRA = Cars 33 & 38 require working transponders, ref Regulation Q12.2.1
Weather/Track: Sun/Dry. Car 23 completed 2 laps only.

HSCC Classic Formula 3

RACE 9 - QUALIFYING LAP ANALYSIS - Snetterton - 11/12 June 2011

(contd.)

32	Jamie BRASHAW	March 793
1 - X:00.000	6 - 2:00.087	
2 - 2:05.221	7 - 2:00.239	
3 - 2:03.874	8 - 1:59.966	
4 - 2:02.434		
5 - 2:01.524		
33	Mike JONES	TRA Brabham BT38C
1 - X:00.000	6 - 2:07.945	
2 - 2:15.003	7 - 2:07.813	
3 - 2:09.941		
4 - 2:09.009		
5 - 2:08.182		
38	Hugh PRICE	TRA Chevron B38
1 - X:00.000	6 - 2:02.717	
2 - 2:05.976	7 - 2:02.662	
3 - 2:02.254	8 - 2:01.938	
4 - 2:01.812		
5 - 2:02.019		
55	Bruce BARTELL	Chevron B34
1 - X:00.000	6 - 2:10.011	
2 - 2:20.925	7 - 2:08.772	
3 - 2:14.221		
4 - 2:11.997		
5 - 2:10.475		
59	Chris REMERS	Chevron B43
1 - X:00.000		
2 - 2:08.542		
3 - 6:52.131P		
4 - 2:13.610		
5 - 2:06.732		
63	Graham KIDDY	Dastle Mk10
1 - X:00.000	6 - 2:13.441	
2 - 2:17.308	7 - 2:13.841	
3 - 2:14.904		
4 - 2:16.740		
5 - 2:13.502		

TRA = Cars 33 & 38 require working transponders, ref Regulation Q12.2.1
Weather/Track: Sun/Dry. Car 23 completed 2 laps only.

HSCC Classic Formula 3

RACE 9 - QUALIFYING LAP ANALYSIS - Snetterton - 11/12 June 2011

(contd.)

96	Gareth WALTERS	Palliser WDF3
1 - X:00.000	6 - 2:19.911	
2 - 2:18.082	7 - 2:16.878	
3 - 2:22.118		
4 - 2:22.501		
5 - 2:19.515		


TRA = Cars 33 & 38 require working transponders, ref Regulation Q12.2.1
Weather/Track: Sun/Dry. Car 23 completed 2 laps only.

HSCC Classic Formula 3

RACE 9 - GRID - Snetterton - 11/12 June 2011

ROW 7	23 ROWLEY	96 WALTERS
ROW 6	63 KIDDY	26 HISCOCKS
ROW 5	55 BARTELL	22 HOODLESS
ROW 4	33 JONES	18 DIBDEN
ROW 3	59 REMERS	20 CLARK
ROW 2	29 PRICE	38 PRICE
ROW 1	32 BRASHAW	

POLE



TRA = Cars 33 & 38 require working transponders, ref Regulation Q12.2.1

Weather/Track: Sun/Dry. Car 23 completed 2 laps only.

These results are provisional until the conclusion of any judicial and technical matters.

Snetterton 300

Circuit Length = 2.9900 miles.

Start: 10:22 End: 10:37

Clerk of the Course:

Timekeeper:

HSCC Classic Formula 3

RACE 9 - CLASSIFICATION - Snetterton - 11/12 June 2011

POS	NO	CL	DRIVER	NAT	CAR	TIME	LAPS	GAP	MPH	BEST
1	32	A	Jamie BRASHAW		March 793	15:13.606	7		82.47	2:03.716
2	38	A	Hugh PRICE		Chevron B38	15:16.461	7	2.855	82.21	2:06.169
3	22	A	Geoff HOODLESS		March 803	15:18.829	7	5.223	82.00	2:06.805
4	29	A	Jonathan PRICE		March 793	15:33.156	7	19.550	80.74	2:06.953
5	33	B	Mike JONES		Brabham BT38C	15:49.871	7	36.265	79.32	2:11.070
6	59	A	Chris REMERS		Chevron B43	15:52.264	7	38.658	79.12	2:08.709
7	55	A	Bruce BARTELL		Chevron B34	16:19.138	7	1:05.532	76.95	2:14.103
8	63	B	Graham KIDDY		Dastle Mk10	16:20.711	7	1:07.105	76.83	2:14.625
9	26	A	Peter HISCOCKS		Lola T670	16:22.029	7	1:08.423	76.72	2:13.205
10	18	A	Paul DIBDEN		Ralt RT1	16:34.426	7	1:20.820	75.77	2:14.455
11	96	B	Gareth WALTERS		Palliser WDF3	17:19.301	7	2:05.695	72.49	2:23.214
NOT CLASSIFIED										
23	A	Iain ROWLEY		Oliroy C1	6:59.584	3	D.N.F.	76.96	2:15.766	
20	A	David CLARK		Argo JM6	2:16.374	1	D.N.F.	78.93	2:16.374	
FASTEST LAP										
32	A	Jamie BRASHAW		March 793	2:03.716	2	87.00mph	140.02kph		
33	B	Mike JONES		Brabham BT38C	2:11.070	2	82.12mph	132.16kph		

Weather/Track: Cloud/Dry

These results are provisional until the conclusion of any judicial and technical matters.

Snetterton 300

Circuit Length = 2.9900 miles.

Start: 13:36 End: 13:51

Clerk of the Course:

Timekeeper:

HSCC Classic Formula 3

RACE 9 - LAP ANALYSIS - Snetterton - 11/12 June 2011

18	Paul DIBDEN	Ralt RT1
1 - 2:22.571	6 - 2:16.649	
2 - 2:14.455	7 - 2:15.447	
3 - 2:19.809		
4 - 2:44.752		
5 - 2:20.743		
20	David CLARK	Argo JM6
1 - 2:16.374		
22	Geoff HOODLESS	March 803
1 - 2:20.583	6 - 2:08.589	
2 - 2:08.717	7 - 2:06.805	
3 - 2:07.787		
4 - 2:14.689		
5 - 2:11.659		
23	Iain ROWLEY	Oliroy C1
1 - 2:26.079		
2 - 2:15.766		
3 - 2:17.739		
26	Peter HISCOCKS	Lola T670
1 - 2:32.664	6 - 2:16.823	
2 - 2:13.205	7 - 2:16.981	
3 - 2:16.308		
4 - 2:25.045		
5 - 2:21.003		
29	Jonathan PRICE	March 793
1 - 2:13.728	6 - 2:10.627	
2 - 2:06.953	7 - 2:14.499	
3 - 2:11.560		
4 - 2:20.834		
5 - 2:14.955		

Weather/Track: Cloud/Dry

www.mstworld.com

Page 1 of 3

Snetterton 300
Circuit Length = 2.9900 miles.
Start: 13:36 End: 13:51

Printed - 13:55 Sunday, 12 June 2011

HSCC Classic Formula 3

RACE 9 - LAP ANALYSIS - Snetterton - 11/12 June 2011

(contd.)

32	Jamie BRASHAW	March 793
1 - 2:10.438	6 - 2:12.217	
2 - 2:03.716	7 - 2:10.456	
3 - 2:06.911		
4 - 2:14.808		
5 - 2:15.060		
33	Mike JONES	Brabham BT38C
1 - 2:22.949	6 - 2:13.616	
2 - 2:11.070	7 - 2:13.507	
3 - 2:13.237		
4 - 2:18.064		
5 - 2:17.428		
38	Hugh PRICE	Chevron B38
1 - 2:11.250	6 - 2:09.938	
2 - 2:06.169	7 - 2:09.249	
3 - 2:07.272		
4 - 2:17.619		
5 - 2:14.964		
55	Bruce BARTELL	Chevron B34
1 - 2:22.063	6 - 2:16.605	
2 - 2:14.103	7 - 2:17.243	
3 - 2:25.780		
4 - 2:23.628		
5 - 2:19.716		
59	Chris REMERS	Chevron B43
1 - 2:15.036	6 - 2:15.355	
2 - 2:08.709	7 - 2:14.771	
3 - 2:11.617		
4 - 2:28.157		
5 - 2:18.619		
63	Graham KIDDY	Dastle Mk10
1 - 2:23.792	6 - 2:17.830	
2 - 2:14.625	7 - 2:17.813	
3 - 2:18.981		
4 - 2:26.606		
5 - 2:21.064		

Weather/Track: Cloud/Dry

www.mstworld.com

Page 2 of 3

Snetterton 300
Circuit Length = 2.9900 miles.
Start: 13:36 End: 13:51

Printed - 13:55 Sunday, 12 June 2011

HSCC Classic Formula 3

RACE 9 - LAP ANALYSIS - Snetterton - 11/12 June 2011

(contd.)

96	Gareth WALTERS	Palliser WDF3
1 - 2:32.881	6 - 2:25.202	
2 - 2:23.214	7 - 2:28.021	
3 - 2:27.476		
4 - 2:35.476		
5 - 2:27.031		

Weather/Track: Cloud/Dry

www.mstworld.com

Page 3 of 3

Snetterton 300
Circuit Length = 2.9900 miles.
Start: 13:36 End: 13:51

Printed - 13:55 Sunday, 12 June 2011

HSCC Classic Formula 3

RACE 9 - LAP CHART - Snetterton - 11/12 June 2011

Lap 1			Lap 2			Lap 3			Lap 4			Lap 5		
No	Behind	Laptime	No	Behind	Laptime	No	Behind	Laptime	No	Behind	Laptime	No	Behind	Laptime
32		2:10.438	32		2:03.716	32		2:06.911	32		2:14.808	32		2:15.060
38	0.812	2:11.250	38	3.265	2:06.169	38	3.626	2:07.272	38	6.437	2:17.619	38	6.341	2:14.964
29	3.290	2:13.728	29	6.527	2:06.953	29	11.176	2:11.560	22	15.903	2:14.689	22	12.502	2:11.659
59	4.598	2:15.036	59	9.591	2:08.709	59	14.297	2:11.617	29	17.202	2:20.834	29	17.097	2:14.955
20	5.936	2:16.374	22	15.146	2:08.717	22	16.022	2:07.787	59	27.646	2:28.157	59	31.205	2:18.619
22	10.145	2:20.583	33	19.865	2:11.070	33	26.191	2:13.237	33	29.447	2:18.064	33	31.815	2:17.428
55	11.625	2:22.063	55	22.012	2:14.103	18	35.770	2:19.809	63	48.131	2:26.606	63	54.135	2:21.064
18	12.133	2:22.571	18	22.872	2:14.455	63	36.333	2:18.981	55	49.701	2:23.628	55	54.357	2:19.716
33	12.511	2:22.949	63	24.263	2:14.625	23	38.519	2:17.739	26	51.349	2:25.045	26	57.292	2:21.003
63	13.354	2:23.792	23	27.691	2:15.766	55	40.881	2:25.780	18	1:05.714	2:44.752	18	1:11.397	2:20.743
23	15.641	2:26.079	26	31.715	2:13.205	26	41.112	2:16.308	96	1:23.174	2:35.476	96	1:35.145	2:27.031
26	22.226	2:32.664	96	41.941	2:23.214	96	1:02.506	2:27.476						
96	22.443	2:32.881												

Weather/Track: Cloud/Dry

www.mstworld.com

Page 1 of 2

Snetterton 300
Circuit Length = 2.9900 miles.
Start: 13:36 End: 13:51

Printed - 13:55 Sunday, 12 June 2011

HSCC Classic Formula 3

RACE 9 - LAP CHART - Snetterton - 11/12 June 2011

(contd.)

Lap 6			Lap 7			Lap 8			Lap 9			Lap 10		
No	Behind	Laptime	No	Behind	Laptime	No	Behind	Laptime	No	Behind	Laptime	No	Behind	Laptime
32		2:12.217	32		2:10.456									
38	4.062	2:09.938	38	2.855	2:09.249									
22	8.874	2:08.589	22	5.223	2:06.805									
29	15.507	2:10.627	29	19.550	2:14.499									
33	33.214	2:13.616	33	36.265	2:13.507									
59	34.343	2:15.355	59	38.658	2:14.771									
55	58.745	2:16.605	55	1:05.532	2:17.243									
63	59.748	2:17.830	63	1:07.105	2:17.813									
26	1:01.898	2:16.823	26	1:08.423	2:16.981									
18	1:15.829	2:16.649	18	1:20.820	2:15.447									
96	1:48.130	2:25.202	96	2:05.695	2:28.021									

Weather/Track: Cloud/Dry

www.mstworld.com


Page 2 of 2

Snetterton 300
Circuit Length = 2.9900 miles.
Start: 13:36 End: 13:51

Printed - 13:55 Sunday, 12 June 2011

HSCC Classic Formula 3
RACE 15 - GRID - Snetterton - 11/12 June 2011

ROW 7	20	CLARK		23	ROWLEY
ROW 6	96	WALTERS		18	DIBDEN
ROW 5	26	HISCOCKS		63	KIDDY
ROW 4	55	BARTELL		59	REMERS
ROW 3	33	JONES		29	PRICE
ROW 2	22	HOODLESS		38	PRICE
ROW 1	32	BRASHAW			
			POLE		



Weather/Track: Cloud/Dry

These results are provisional until the conclusion of any judicial and technical matters.

Snetterton 300
Circuit Length = 2.9900 miles.
Start: 13:36 End: 13:51

Clerk of the Course:

Timekeeper:

HSCC Classic Formula 3

RACE 15 - CLASSIFICATION - Snetterton - 11/12 June 2011

POS	NO	CL	DRIVER	NAT	CAR	TIME	LAPS	GAP	MPH	BEST
1	32	A	Jamie BRASHAW		March 793	16:45.743	7		74.91	2:20.804
2	38	A	Hugh PRICE		Chevron B38	16:50.313	7	4.570	74.57	2:22.199
3	22	A	Geoff HOODLESS		March 803	17:27.212	7	41.469	71.95	2:26.505
4	63	B	Graham KIDDY		Dastle Mk10	17:36.451	7	50.708	71.32	2:28.740
5	33	B	Mike JONES		Brabham BT38C	17:39.034	7	53.291	71.14	2:27.104
6	29	A	Jonathan PRICE		March 793	18:38.861	7	1:53.118	67.34	2:32.141
7	18	A	Paul DIBDEN		Ralt RT1	18:44.609	7	1:58.866	66.99	2:33.377
8	26	A	Peter HISCOCKS		Lola T670	18:53.171	7	2:07.428	66.49	2:35.587
9	96	B	Gareth WALTERS		Palliser WDF3	17:06.414	6	1 LAP	62.92	2:44.694

NOT CLASSIFIED

59	A	Chris REMERS		Chevron B43	2:41.438	1	D.N.F.	66.67	2:41.438
23	A	Iain ROWLEY		Oliroy C1	2:49.475	1	D.N.F.	63.51	2:49.475

FASTEST LAP

32	A	Jamie BRASHAW		March 793	2:20.804	5	76.44mph	123.02kph
33	B	Mike JONES		Brabham BT38C	2:27.104	3	73.17mph	117.76kph

Weather/Track: Rain/Wet

These results are provisional until the conclusion of any judicial and technical matters.

Snetterton 300

Circuit Length = 2.9900 miles.

Start: 16:39 End: 16:55

Clerk of the Course:

Timekeeper:

HSCC Classic Formula 3

RACE 15 - LAP ANALYSIS - Snetterton - 11/12 June 2011

18	Paul DIBDEN	Ralt RT1
1 - 2:51.523	6 - 2:34.612	
2 - 2:52.680	7 - 2:34.306	
3 - 2:41.918		
4 - 2:36.193		
5 - 2:33.377		
22	Geoff HOODLESS	March 803
1 - 2:37.419	6 - 2:28.579	
2 - 2:30.208	7 - 2:28.493	
3 - 2:27.829		
4 - 2:28.179		
5 - 2:26.505		
23	Iain ROWLEY	Oliroy C1
1 - 2:49.475		
26	Peter HISCOCKS	Lola T670
1 - 2:50.341	6 - 2:35.587	
2 - 2:41.197	7 - 2:45.235	
3 - 2:40.999		
4 - 2:40.556		
5 - 2:39.256		
29	Jonathan PRICE	March 793
1 - 2:42.324	6 - 2:40.033	
2 - 2:32.141	7 - 2:38.784	
3 - 2:51.258		
4 - 2:36.566		
5 - 2:37.755		
32	Jamie BRASHAW	March 793
1 - 2:30.732	6 - 2:22.309	
2 - 2:22.315	7 - 2:25.396	
3 - 2:22.082		
4 - 2:22.105		
5 - 2:20.804		

Weather/Track: Rain/Wet

www.mstworld.com

Page 1 of 2

Snetterton 300
Circuit Length = 2.9900 miles.
Start: 16:39 End: 16:55

Printed - 16:59 Sunday, 12 June 2011

HSCC Classic Formula 3

RACE 15 - LAP ANALYSIS - Snetterton - 11/12 June 2011

(contd.)

33	Mike JONES	Brabham BT38C
1 - 2:40.268	6 - 2:27.788	
2 - 2:31.886	7 - 2:27.849	
3 - 2:27.104		
4 - 2:35.794		
5 - 2:28.345		
38	Hugh PRICE	Chevron B38
1 - 2:30.655	6 - 2:22.766	
2 - 2:25.780	7 - 2:22.942	
3 - 2:22.419		
4 - 2:22.199		
5 - 2:23.552		
59	Chris REMERS	Chevron B43
1 - 2:41.438		
63	Graham KIDDY	Dastle Mk10
1 - 2:39.611	6 - 2:28.740	
2 - 2:30.358	7 - 2:28.854	
3 - 2:29.058		
4 - 2:30.101		
5 - 2:29.729		
96	Gareth WALTERS	Palliser WDF3
1 - 3:06.594	6 - 2:51.167	
2 - 2:50.241		
3 - 2:46.104		
4 - 2:44.694		
5 - 2:47.614		

Weather/Track: Rain/Wet

www.mstworld.com

Page 2 of 2

Snetterton 300
Circuit Length = 2.9900 miles.
Start: 16:39 End: 16:55

Printed - 16:59 Sunday, 12 June 2011

HSCC Classic Formula 3

RACE 15 - LAP CHART - Snetterton - 11/12 June 2011

Lap 1			Lap 2			Lap 3			Lap 4			Lap 5		
No	Behind	Laptime	No	Behind	Laptime	No	Behind	Laptime	No	Behind	Laptime	No	Behind	Laptime
38		2:30.655	32		2:22.315	32		2:22.082	32		2:22.105	32		2:20.804
32	0.077	2:30.732	38	3.388	2:25.780	38	3.725	2:22.419	38	3.819	2:22.199	38	6.567	2:23.552
22	6.764	2:37.419	22	14.580	2:30.208	22	20.327	2:27.829	22	26.401	2:28.179	22	32.102	2:26.505
63	8.956	2:39.611	63	16.922	2:30.358	63	23.898	2:29.058	63	31.894	2:30.101	63	40.819	2:29.729
33	9.613	2:40.268	33	19.107	2:31.886	33	24.129	2:27.104	33	37.818	2:35.794	33	45.359	2:28.345
59	10.783	2:41.438	29	21.418	2:32.141	29	50.594	2:51.258	29	1:05.055	2:36.566	29	1:22.006	2:37.755
29	11.669	2:42.324	26	38.491	2:41.197	26	57.408	2:40.999	26	1:15.859	2:40.556	26	1:34.311	2:39.256
23	18.820	2:49.475	18	51.156	2:52.680	18	1:10.992	2:41.918	18	1:25.080	2:36.193	18	1:37.653	2:33.377
26	19.686	2:50.341	96	1:03.788	2:50.241	96	1:27.810	2:46.104	96	1:50.399	2:44.694	96	2:17.209	2:47.614
18	20.868	2:51.523												
96	35.939	3:06.594												

Weather/Track: Rain/Wet

www.mstworld.com

Page 1 of 2

Snetterton 300
Circuit Length = 2.9900 miles.
Start: 16:39 End: 16:55

Printed - 16:59 Sunday, 12 June 2011

HSCC Classic Formula 3

RACE 15 - LAP CHART - Snetterton - 11/12 June 2011

(contd.)

Lap 6			Lap 7			Lap 8			Lap 9			Lap 10		
No	Behind	Laptime	No	Behind	Laptime	No	Behind	Laptime	No	Behind	Laptime	No	Behind	Laptime
32		2:22.309	32		2:25.396									
38	7.024	2:22.766	38	4.570	2:22.942									
22	38.372	2:28.579	96	1 LAP	2:51.167									
63	47.250	2:28.740	22	41.469	2:28.493									
33	50.838	2:27.788	63	50.708	2:28.854									
29	1:39.730	2:40.033	33	53.291	2:27.849									
26	1:47.589	2:35.587	29	1:53.118	2:38.784									
18	1:49.956	2:34.612	18	1:58.866	2:34.306									
			26	2:07.428	2:45.235									

Weather/Track: Rain/Wet

www.mstworld.com

Page 2 of 2

Snetterton 300
Circuit Length = 2.9900 miles.
Start: 16:39 End: 16:55

Printed - 16:59 Sunday, 12 June 2011

HSCC ByBox Historic Touring Car

RACE 10 - QUALIFYING - Snetterton - 11/12 June 2011

POS	NO	CL	DRIVER	NAT	CAR	TIME	LAPS	GAP	MPH
1	30	B	Craig DOLBY	TRA	Ford Lotus Cortina	2:23.576	6		74.97
2	38	C	Steve SHUTTLEWORTH		Ford Lotus Cortina	2:24.388	6	0.812	74.54
3	92	E	Colin GUNTON		Hillman Imp	2:24.702	6	1.126	74.38
4	33	B	James FULLER		Alfa Romeo Giulia Sprint	2:25.329	6	1.753	74.06
5	1	D	Roger GODFREY		Austin Cooper S	2:25.677	6	2.101	73.88
6	63	K5	Richard DUTTON		Ford Lotus Cortina	2:26.326	6	2.750	73.56
7	67	C	John PUGSLEY		Ford Anglia 105E	2:27.223	6	3.647	73.11
8	6	K5	Neil BROWN		Lotus Cortina	2:27.417	6	3.841	73.01
9	79	C	Mark JONES		Ford Lotus Cortina	2:27.548	5	3.972	72.95
10	97	E	David HEALE		Hillman Imp	2:27.805	5	4.229	72.82
11	57	C	Jonathan GOMM		Ford Lotus Cortina	2:27.889	6	4.313	72.78
12	37	C	Mike GARDINER		Ford Lotus Cortina	2:28.380	5	4.804	72.54
13	14	A	Colin MCKAY		Jaguar S Type	2:30.895	6	7.319	71.33
14	87	E	Simon BENOY		Hillman Imp	2:31.333	6	7.757	71.12
15	94	E	Steve PLATTS		Singer Chamois	2:31.817	6	8.241	70.90
16	61	C	Brian WEBB		Ford Anglia 105E	2:32.109	5	8.533	70.76
17	73	C	Robyn SLATER		Ford Anglia	2:32.304	6	8.728	70.67
18	89	E	Adrian OLIVER		Hillman Imp	2:32.588	5	9.012	70.54
19	64	K6	David BRAND		Austin Mini Cooper S	2:35.572	6	11.996	69.19
20	99	E	Ian GUNTON		Hillman Imp Super	2:36.750	4	13.174	68.67
21	43	C	Jim CLARK		Ford Lotus Cortina	2:38.376	5	14.800	67.96
22	55	E	Pete WRIGHT		Austin A40 Farina	2:40.650	5	17.074	67.00
23	39	K5	Paul HOPKINSON		Alfa Romeo Giulia Sprint GT	2:41.501	5	17.925	66.65
24	36	B	Richard CROSS		Triumph 2000 Mk1	2:45.354	5	21.778	65.09
25	3	K5	Dave CABENA		Alfa Romeo Giulia Sprint GT	2:48.729	5	25.153	63.79
26	86	E	Andy JONES		Singer Chamois	2:50.586	4	27.010	63.10
27	91	E	Vince FROST		Hillman Imp	2:54.257	4	30.681	61.77
28	25	K1	Louis BRACEY		Ford Mustang	3:04.704	3	41.128	58.27
29	4	A	Mark WATTS	TRA	Ford Mustang	9:47.691	3	7:24.115	18.31

Cars 4, 30 require working transponders, ref Regulation Q12.2.1

Weather/Track: Sun/Dry

These results are provisional until the conclusion of any judicial and technical matters.

Snetterton 300

Circuit Length = 2.9900 miles.

Start: 10:45 End: 11:00

Clerk of the Course:

Timekeeper:

HSCC ByBox Historic Touring Car

RACE 10 - QUALIFYING LAP ANALYSIS - Snetterton - 11/12 June 2011

1	Roger GODFREY		Austin Cooper S
1 -	X:00.000	6 -	2:28.851
2 -	2:36.079		
3 -	2:27.599		
4 -	2:26.347		
5 -	2:25.677		
3	Dave CABENA		Alfa Romeo Giulia Sprint GT
1 -	X:00.000		
2 -	2:54.340		
3 -	2:50.761		
4 -	2:48.729		
5 -	2:50.301		
4	Mark WATTS	TRA	Ford Mustang
1 -	9:47.691		
2 -	4:09.101P		
3 -	5:53.571P		
6	Neil BROWN		Lotus Cortina
1 -	9:09.354	6 -	2:30.815
2 -	2:30.403		
3 -	2:27.417		
4 -	2:29.474		
5 -	2:27.839		
14	Colin MCKAY		Jaguar S Type
1 -	9:35.783	6 -	2:32.391
2 -	2:30.895		
3 -	2:31.687		
4 -	2:32.571		
5 -	2:32.377		
25	Louis BRACEY		Ford Mustang
1 -	9:19.549		
2 -	3:04.704		
3 -	3:05.674		

Cars 4, 30 require working transponders, ref Regulation Q12.2.1
Weather/Track: Sun/Dry

HSCC ByBox Historic Touring Car

RACE 10 - QUALIFYING LAP ANALYSIS - Snetterton - 11/12 June 2011

(contd.)

30	Craig DOLBY	TRA	Ford Lotus Cortina
1 -	9:23.439	6 -	2:38.994
2 -	2:30.090		
3 -	2:25.594		
4 -	2:25.633		
5 -	2:23.576		
33	James FULLER		Alfa Romeo Giulia Sprint
1 -	9:15.382	6 -	2:26.286
2 -	2:26.708		
3 -	2:25.498		
4 -	2:25.329		
5 -	2:25.545		
36	Richard CROSS		Triumph 2000 Mk1
1 -	X:00.000		
2 -	2:45.783		
3 -	2:45.394		
4 -	2:49.408		
5 -	2:45.354		
37	Mike GARDINER		Ford Lotus Cortina
1 -	8:37.691		
2 -	2:29.058		
3 -	2:28.380		
4 -	3:50.866P		
5 -	2:38.359		
38	Steve SHUTTLEWORTH		Ford Lotus Cortina
1 -	9:15.312	6 -	2:28.187
2 -	2:25.974		
3 -	2:24.465		
4 -	2:24.670		
5 -	2:24.388		
39	Paul HOPKINSON		Alfa Romeo Giulia Sprint GT
1 -	X:00.000		
2 -	2:45.305		
3 -	2:44.523		
4 -	2:41.501		
5 -	2:42.664		

Cars 4, 30 require working transponders, ref Regulation Q12.2.1
Weather/Track: Sun/Dry

HSCC ByBox Historic Touring Car

RACE 10 - QUALIFYING LAP ANALYSIS - Snetterton - 11/12 June 2011

(contd.)

43	Jim CLARK	Ford Lotus Cortina
1 - X:00.000 2 - 2:38.376 3 - 2:41.119 4 - 2:40.877 5 - 2:39.580		
55	Pete WRIGHT	Austin A40 Farina
1 - 9:36.611 2 - 3:25.452 3 - 2:44.764 4 - 2:42.267 5 - 2:40.650		
57	Jonathan GOMM	Ford Lotus Cortina
1 - 8:54.209 6 - 2:29.709 2 - 2:29.002 3 - 2:29.458 4 - 2:28.097 5 - 2:27.889		
61	Brian WEBB	Ford Anglia 105E
1 - X:00.000 2 - 2:33.324 3 - 2:33.929 4 - 2:32.288 5 - 2:32.109		
63	Richard DUTTON	Ford Lotus Cortina
1 - 9:31.831 6 - 2:26.326 2 - 2:28.472 3 - 2:27.420 4 - 2:28.422 5 - 2:28.935		
64	David BRAND	Austin Mini Cooper S
1 - 9:24.213 6 - 2:36.478 2 - 2:39.773 3 - 2:39.160 4 - 2:36.749 5 - 2:35.572		

Cars 4, 30 require working transponders, ref Regulation Q12.2.1
Weather/Track: Sun/Dry

HSCC ByBox Historic Touring Car

RACE 10 - QUALIFYING LAP ANALYSIS - Snetterton - 11/12 June 2011

(contd.)

67	John PUGSLEY	Ford Anglia 105E
1 - 8:58.202	6 - 2:29.976	
2 - 2:31.497		
3 - 2:29.198		
4 - 2:28.197		
5 - 2:27.223		
73	Robyn SLATER	Ford Anglia
1 - 9:33.459	6 - 2:32.304	
2 - 2:34.042		
3 - 2:34.492		
4 - 2:32.489		
5 - 2:32.776		
79	Mark JONES	Ford Lotus Cortina
1 - 9:09.736		
2 - 2:28.299		
3 - 2:27.548		
4 - 4:13.026P		
5 - 2:33.668		
86	Andy JONES	Singer Chamois
1 - X:00.000		
2 - 2:50.586		
3 - 3:00.540		
4 - 2:58.929		
87	Simon BENOY	Hillman Imp
1 - 8:50.674	6 - 2:31.972	
2 - 2:34.257		
3 - 2:32.499		
4 - 2:31.333		
5 - 2:31.870		
89	Adrian OLIVER	Hillman Imp
1 - X:00.000		
2 - 2:42.619		
3 - 2:40.338		
4 - 2:34.067		
5 - 2:32.588		

Cars 4, 30 require working transponders, ref Regulation Q12.2.1
Weather/Track: Sun/Dry

HSCC ByBox Historic Touring Car

RACE 10 - QUALIFYING LAP ANALYSIS - Snetterton - 11/12 June 2011

(contd.)

91	Vince FROST	Hillman Imp
1 - X:00.000		
2 - 2:56.500		
3 - 2:54.257		
4 - 2:54.955		
92	Colin GUNTON	Hillman Imp
1 - X:00.000	6 - 2:27.561	
2 - 2:29.686		
3 - 2:27.262		
4 - 2:26.244		
5 - 2:24.702		
94	Steve PLATTS	Singer Chamois
1 - 9:45.877	6 - 2:34.327	
2 - 2:36.542		
3 - 2:32.885		
4 - 2:33.705		
5 - 2:31.817		
97	David HEALE	Hillman Imp
1 - X:00.000		
2 - 2:34.267		
3 - 2:28.581		
4 - 2:27.805		
5 - 2:49.995		
99	Ian GUNTON	Hillman Imp Super
1 - X:00.000		
2 - 2:40.751		
3 - 2:53.570		
4 - 2:36.750		

Cars 4, 30 require working transponders, ref Regulation Q12.2.1
Weather/Track: Sun/Dry

HSCC ByBox Historic Touring Car

RACE 10 - GRID - Snetterton - 11/12 June 2011

ROW 15	4	WATTS	
ROW 14	91	FROST	25 BRACEY
ROW 13	3	CABENA	86 JONES
ROW 12	39	HOPKINSON	36 CROSS
ROW 11	43	CLARK	55 WRIGHT
ROW 10	64	BRAND	99 GUNTON
ROW 9	73	SLATER	89 OLIVER
ROW 8	94	PLATTS	61 WEBB
ROW 7	14	MCKAY	87 BENOY
ROW 6	57	GOMM	37 GARDINER
ROW 5	79	JONES	97 HEALE
ROW 4	67	PUGSLEY	6 BROWN
ROW 3	1	GODFREY	63 DUTTON
ROW 2	92	GUNTON	33 FULLER
ROW 1	30	DOLBY	38 SHUTTLEWORTH
		POLE	

Cars 4, 30 require working transponders, ref Regulation Q12.2.1

Weather/Track: Sun/Dry

These results are provisional until the conclusion of any judicial and technical matters.

Snetterton 300

Circuit Length = 2.9900 miles.

Start: 10:45 End: 11:00

Clerk of the Course:

Timekeeper:

HSCC ByBox Historic Touring Car

RACE 10 - CLASSIFICATION - Snetterton - 11/12 June 2011

POS	NO	CL	DRIVER	NAT	CAR	TIME	LAPS	GAP	MPH	BEST
1	30	B	Craig DOLBY		Ford Lotus Cortina	10:00.811	4		71.66	2:27.046
2	38	C	Steve SHUTTLEWORTH		Ford Lotus Cortina	10:01.100	4	0.289	71.62	2:27.782
3	79	C	Mark JONES		Ford Lotus Cortina	10:01.667	4	0.856	71.56	2:25.778
4	33	B	James FULLER		Alfa Romeo Giulia Sprint	10:11.929	4	11.118	70.36	2:29.924
5	63	K5	Richard DUTTON		Ford Lotus Cortina	10:13.276	4	12.465	70.20	2:29.545
6	86	E	Andy JONES		Singer Chamois	10:15.047	4	14.236	70.00	2:28.382
7	67	C	John PUGSLEY		Ford Anglia 105E	10:15.479	4	14.668	69.95	2:30.190
8	1	D	Roger GODFREY		Austin Cooper S	10:15.928	4	15.117	69.90	2:30.392
9	57	C	Jonathan GOMM		Ford Lotus Cortina	10:16.159	4	15.348	69.87	2:29.906
10	6	K5	Neil BROWN		Lotus Cortina	10:18.901	4	18.090	69.56	2:30.149
11	37	C	Mike GARDINER		Ford Lotus Cortina	10:21.301	4	20.490	69.30	2:30.887
12	54	C	Neil WOOD		Ford Anglia	10:22.126	4	21.315	69.20	2:27.816
13	94	E	Steve PLATTS		Singer Chamois	10:26.917	4	26.106	68.67	2:31.953
14	61	C	Brian WEBB		Ford Anglia 105E	10:31.651	4	30.840	68.16	2:34.666
15	73	C	Robyn SLATER		Ford Anglia	10:33.176	4	32.365	68.00	2:33.074
16	89	E	Adrian OLIVER		Hillman Imp	10:33.557	4	32.746	67.95	2:33.125
17	14	A	Colin MCKAY		Jaguar S Type	10:43.182	4	42.371	66.94	2:36.660
18	25	K1	Louis BRACEY		Ford Mustang	10:51.864	4	51.053	66.05	2:34.754
19	87	E	Simon BENOY		Hillman Imp	10:53.072	4	52.261	65.92	2:35.134
20	43	K5	Jim CLARK		Ford Lotus Cortina	10:55.698	4	54.887	65.66	2:39.865
21	99	E	Ian GUNTON		Hillman Imp Super	10:56.523	4	55.712	65.58	2:39.290
22	64	K6	David BRAND		Austin Mini Cooper S	11:09.987	4	1:09.176	64.26	2:40.815
23	39	K5	Paul HOPKINSON		Alfa Romeo Giulia Sprint GT	11:11.682	4	1:10.871	64.10	2:43.595
24	55	E	Pete WRIGHT		Austin A40 Farina	11:12.963	4	1:12.152	63.98	2:43.041
25	36	B	Richard CROSS		Triumph 2000 Mk1	11:42.612	4	1:41.801	61.28	2:50.740
26	91	E	Vince FROST		Hillman Imp	11:58.469	4	1:57.658	59.92	2:55.400
27	3	K5	Dave CABENA		Alfa Romeo Giulia Sprint GT	11:59.027	4	1:58.216	59.88	2:55.257

NOT CLASSIFIED

92	E	Colin GUNTON	Hillman Imp			4			
97	E	David HEALE	Hillman Imp			0	D.N.F.	N/A	

FASTEST LAP

79	C	Mark JONES	Ford Lotus Cortina			2:25.778	2	73.83mph	118.83kph
30	B	Craig DOLBY	Ford Lotus Cortina			2:27.046	2	73.20mph	117.80kph
86	E	Andy JONES	Singer Chamois			2:28.382	3	72.54mph	116.74kph
63	K5	Richard DUTTON	Ford Lotus Cortina			2:29.545	2	71.97mph	115.83kph
1	D	Roger GODFREY	Austin Cooper S			2:30.392	2	71.57mph	115.18kph
25	K1	Louis BRACEY	Ford Mustang			2:34.754	3	69.55mph	111.93kph
14	A	Colin MCKAY	Jaguar S Type			2:36.660	3	68.70mph	110.57kph
64	K6	David BRAND	Austin Mini Cooper S			2:40.815	2	66.93mph	107.72kph

Weather/Track: Drizzle/Damp. Race stopped during lap 5, due to incident Car 92.
 These results are provisional until the conclusion of judicial & technical matters.

Snetterton 300
 Circuit Length = 2.9900 miles.
 Start: 14:05 End: 14:18

Clerk of Course:	Stewards:	Timekeeper:
------------------	-----------	-------------

HSCC ByBox Historic Touring Car
RACE 10 - LAP ANALYSIS - Snetterton - 11/12 June 2011

1	Roger GODFREY	Austin Cooper S
1 - 2:42.644 2 - 2:30.392 3 - 2:31.796 4 - 2:31.096		
3	Dave CABENA	Alfa Romeo Giulia Sprint GT
1 - 3:11.029 2 - 2:56.845 3 - 2:55.896 4 - 2:55.257		
6	Neil BROWN	Lotus Cortina
1 - 2:46.731 2 - 2:31.752 3 - 2:30.269 4 - 2:30.149		
14	Colin MCKAY	Jaguar S Type
1 - 2:50.141 2 - 2:38.829 3 - 2:36.660 4 - 2:37.552		
25	Louis BRACEY	Ford Mustang
1 - 3:01.773 2 - 2:37.330 3 - 2:34.754 4 - 2:38.007		
30	Craig DOLBY	Ford Lotus Cortina
1 - 2:37.618 2 - 2:27.046 3 - 2:27.402 4 - 2:28.745		

Race stopped during lap 5, due to incident Car 92.
 Weather/Track: Drizzle/Damp

HSCC ByBox Historic Touring Car
RACE 10 - LAP ANALYSIS - Snetterton - 11/12 June 2011
 (contd.)

33	James FULLER	Alfa Romeo Giulia Sprint
1 - 2:41.028 2 - 2:29.924 3 - 2:30.425 4 - 2:30.552		
36	Richard CROSS	Triumph 2000 Mk1
1 - 3:04.881 2 - 2:54.373 3 - 2:52.618 4 - 2:50.740		
37	Mike GARDINER	Ford Lotus Cortina
1 - 2:44.530 2 - 2:30.887 3 - 2:33.437 4 - 2:32.447		
38	Steve SHUTTLEWORTH	Ford Lotus Cortina
1 - 2:35.566 2 - 2:27.782 3 - 2:27.962 4 - 2:29.790		
39	Paul HOPKINSON	Alfa Romeo Giulia Sprint GT
1 - 2:56.962 2 - 2:43.595 3 - 2:46.116 4 - 2:45.009		
43	Jim CLARK	Ford Lotus Cortina
1 - 2:54.523 2 - 2:39.865 3 - 2:39.999 4 - 2:41.311		

Race stopped during lap 5, due to incident Car 92.
 Weather/Track: Drizzle/Damp

HSCC ByBox Historic Touring Car
RACE 10 - LAP ANALYSIS - Snetterton - 11/12 June 2011
 (contd.)

54	Neil WOOD	Ford Anglia
1 - 2:52.504 2 - 2:32.876 3 - 2:27.816 4 - 2:28.930		
55	Pete WRIGHT	Austin A40 Farina
1 - 2:59.936 2 - 2:43.041 3 - 2:44.805 4 - 2:45.181		
57	Jonathan GOMM	Ford Lotus Cortina
1 - 2:43.182 2 - 2:32.716 3 - 2:30.355 4 - 2:29.906		
61	Brian WEBB	Ford Anglia 105E
1 - 2:45.064 2 - 2:35.984 3 - 2:35.937 4 - 2:34.666		
63	Richard DUTTON	Ford Lotus Cortina
1 - 2:41.735 2 - 2:29.545 3 - 2:30.432 4 - 2:31.564		
64	David BRAND	Austin Mini Cooper S
1 - 2:54.871 2 - 2:40.815 3 - 2:43.840 4 - 2:50.461		

Race stopped during lap 5, due to incident Car 92.
 Weather/Track: Drizzle/Damp

HSCC ByBox Historic Touring Car

RACE 10 - LAP ANALYSIS - Snetterton - 11/12 June 2011

(contd.)

67	John PUGSLEY	Ford Anglia 105E
1 - 2:42.109 2 - 2:30.190 3 - 2:30.888 4 - 2:32.292		
73	Robyn SLATER	Ford Anglia
1 - 2:51.060 2 - 2:34.563 3 - 2:34.479 4 - 2:33.074		
79	Mark JONES	Ford Lotus Cortina
1 - 2:39.199 2 - 2:25.778 3 - 2:27.467 4 - 2:29.223		
86	Andy JONES	Singer Chamois
1 - 2:44.853 2 - 2:29.508 3 - 2:28.382 4 - 2:32.304		
87	Simon BENOY	Hillman Imp
1 - 3:06.219 2 - 2:35.376 3 - 2:35.134 4 - 2:36.343		
89	Adrian OLIVER	Hillman Imp
1 - 2:51.424 2 - 2:35.814 3 - 2:33.125 4 - 2:33.194		

Race stopped during lap 5, due to incident Car 92.
Weather/Track: Drizzle/Damp

HSCC ByBox Historic Touring Car

RACE 10 - LAP ANALYSIS - Snetterton - 11/12 June 2011

(contd.)

91	Vince FROST	Hillman Imp
1 - 3:09.843 2 - 2:57.629 3 - 2:55.597 4 - 2:55.400		
92	Colin GUNTON	Hillman Imp
1 - 2:43.089 2 - 2:32.433 3 - 2:27.897 4 - 2:29.430		
94	Steve PLATTS	Singer Chamois
1 - 2:49.103 2 - 2:32.815 3 - 2:31.953 4 - 2:33.046		
97	David HEALE	Hillman Imp
99	Ian GUNTON	Hillman Imp Super
1 - 2:55.467 2 - 2:40.913 3 - 2:40.853 4 - 2:39.290		

Race stopped during lap 5, due to incident Car 92.
Weather/Track: Drizzle/Damp

HSCC ByBox Historic Touring Car
RACE 10 - LAP CHART - Snetterton - 11/12 June 2011

Lap 1			Lap 2			Lap 3			Lap 4			Lap 5		
No	Behind	Laptime	No	Behind	Laptime	No	Behind	Laptime	No	Behind	Laptime	No	Behind	Laptime
38		2:35.566	38		2:27.782	38		2:27.962	30		2:28.745			
30	2.052	2:37.618	30	1.316	2:27.046	30	0.756	2:27.402	38	0.289	2:29.790			
79	3.633	2:39.199	79	1.629	2:25.778	79	1.134	2:27.467	79	0.856	2:29.223			
33	5.462	2:41.028	33	7.604	2:29.924	33	10.067	2:30.425	33	11.118	2:30.552			
63	6.169	2:41.735	63	7.932	2:29.545	63	10.402	2:30.432	92	12.038	2:29.430			
67	6.543	2:42.109	67	8.951	2:30.190	86	11.433	2:28.382	63	12.465	2:31.564			
1	7.078	2:42.644	1	9.688	2:30.392	67	11.877	2:30.888	86	14.236	2:32.304			
92	7.523	2:43.089	86	11.013	2:29.508	92	12.109	2:27.897	67	14.668	2:32.292			
57	7.616	2:43.182	37	12.069	2:30.887	1	13.522	2:31.796	1	15.117	2:31.096			
37	8.964	2:44.530	92	12.174	2:32.433	57	14.943	2:30.355	57	15.348	2:29.906			
86	9.287	2:44.853	57	12.550	2:32.716	6	17.442	2:30.269	6	18.090	2:30.149			
61	9.498	2:45.064	6	15.135	2:31.752	37	17.544	2:33.437	37	20.490	2:32.447			
6	11.165	2:46.731	61	17.700	2:35.984	54	21.886	2:27.816	54	21.315	2:28.930			
94	13.537	2:49.103	94	18.570	2:32.815	94	22.561	2:31.953	94	26.106	2:33.046			
14	14.575	2:50.141	54	22.032	2:32.876	61	25.675	2:35.937	61	30.840	2:34.666			
73	15.494	2:51.060	73	22.275	2:34.563	73	28.792	2:34.479	73	32.365	2:33.074			
89	15.858	2:51.424	89	23.890	2:35.814	89	29.053	2:33.125	89	32.746	2:33.194			
54	16.938	2:52.504	14	25.622	2:38.829	14	34.320	2:36.660	14	42.371	2:37.552			
43	18.957	2:54.523	43	31.040	2:39.865	25	42.547	2:34.754	25	51.053	2:38.007			
64	19.305	2:54.871	64	32.338	2:40.815	43	43.077	2:39.999	87	52.261	2:36.343			
99	19.901	2:55.467	99	33.032	2:40.913	87	45.419	2:35.134	43	54.887	2:41.311			
39	21.396	2:56.962	25	35.755	2:37.330	99	45.923	2:40.853	99	55.712	2:39.290			
55	24.370	2:59.936	39	37.209	2:43.595	64	48.216	2:43.840	64	1:09.176	2:50.461			
25	26.207	3:01.773	87	38.247	2:35.376	39	55.363	2:46.116	39	1:10.871	2:45.009			
36	29.315	3:04.881	55	39.629	2:43.041	55	56.472	2:44.805	55	1:12.152	2:45.181			
87	30.653	3:06.219	36	55.906	2:54.373	36	1:20.562	2:52.618	36	1:41.801	2:50.740			
91	34.277	3:09.843	91	1:04.124	2:57.629	91	1:31.759	2:55.597	91	1:57.658	2:55.400			
3	35.463	3:11.029	3	1:04.526	2:56.845	3	1:32.460	2:55.896	3	1:58.216	2:55.257			

Race stopped during lap 5, due to incident Car 92.
Weather/Track: Drizzle/Damp

HSCC ByBox Historic Touring Car

RACE 16 - AMENDED GRID - Snetterton - 11/12 June 2011

ROW 15	30	LEDGER	
ROW 14		92	GUNTON
ROW 14		97	HEALE
ROW 13	91	FROST	3
ROW 13			CABENA
ROW 12		55	WRIGHT
ROW 12		36	CROSS
ROW 11	64	BRAND	39
ROW 11			HOPKINSON
ROW 10		43	CLARK
ROW 10		99	GUNTON
ROW 9	25	BRACEY	87
ROW 9			BENOY
ROW 8		89	OLIVER
ROW 8		14	MCKAY
ROW 7	61	WEBB	73
ROW 7			SLATER
ROW 6		54	WOOD
ROW 6		94	PLATTS
ROW 5	6	BROWN	37
ROW 5			GARDINER
ROW 4		1	GODFREY
ROW 4		57	GOMM
ROW 3	86	JONES	67
ROW 3			PUGSLEY
ROW 2		33	FULLER
ROW 2		63	DUTTON
ROW 1	38	SHUTTLEWORTH	79
ROW 1			JONES
		POLE	

Weather/Track: Drizzle/Damp

These results are provisional until the conclusion of any judicial and technical matters.

Snetterton 300

Circuit Length = 2.9900 miles.

Start: 14:05 End: 14:18

Clerk of the Course:

Timekeeper:

HSCC ByBox Historic Touring Car

RACE 16 - CLASSIFICATION - Snetterton - 11/12 June 2011

POS	NO	CL	DRIVER	NAT	CAR	TIME	LAPS	GAP	MPH	BEST
1	79	C	Mark JONES		Ford Lotus Cortina	16:42.777	6		64.40	2:43.897
2	1	D	Roger GODFREY		Austin Cooper S	17:00.848	6	18.071	63.26	2:45.865
3	38	C	Steve SHUTTLEWORTH		Ford Lotus Cortina	17:11.144	6	28.367	62.63	2:47.345
4	37	C	Mike GARDINER		Ford Lotus Cortina	17:16.120	6	33.343	62.33	2:48.940
5	57	C	Jonathan GOMM		Ford Lotus Cortina	17:22.128	6	39.351	61.97	2:49.359
6	94	E	Steve PLATTS		Singer Chamois	17:23.197	6	40.420	61.91	2:49.253
7	87	E	Simon BENOY		Hillman Imp	17:24.066	6	41.289	61.85	2:49.814
8	92	E	Colin GUNTON		Hillman Imp	17:25.528	6	42.751	61.77	2:49.232
9	6	K5	Neil BROWN		Lotus Cortina	17:35.584	6	52.807	61.18	2:52.321
10	33	B	James FULLER		Alfa Romeo Giulia Sprint	17:40.943	6	58.166	60.87	2:48.561
11	54	C	Neil WOOD		Ford Anglia	17:57.561	6	1:14.784	59.93	2:56.116
12	64	K6	David BRAND		Austin Mini Cooper S	17:58.479	6	1:15.702	59.88	2:53.078
13	73	C	Robyn SLATER		Ford Anglia	18:03.199	6	1:20.422	59.62	2:53.125
14	61	C	Brian WEBB		Ford Anglia 105E	18:09.804	6	1:27.027	59.26	2:55.179
15	89	E	Adrian OLIVER		Hillman Imp	18:10.188	6	1:27.411	59.24	2:52.186
16	99	E	Ian GUNTON		Hillman Imp Super	18:13.353	6	1:30.576	59.07	2:56.264
17	63	K5	Richard DUTTON		Ford Lotus Cortina	18:25.011	6	1:42.234	58.44	2:50.078
18	39	K5	Paul HOPKINSON		Alfa Romeo Giulia Sprint GT	18:29.252	6	1:46.475	58.22	2:58.503
19	43	K5	Jim CLARK		Ford Lotus Cortina	18:31.867	6	1:49.090	58.08	2:57.916
20	25	K1	Louis BRACEY		Ford Mustang	18:32.414	6	1:49.637	58.05	2:57.641
21	36	B	Richard CROSS		Triumph 2000 Mk1	18:53.508	6	2:10.731	56.97	3:03.294
22	30	B	Nick LEDGER		Ford Lotus Cortina	18:55.304	6	2:12.527	56.88	3:00.951
23	55	E	Pete WRIGHT		Austin A40 Farina	19:15.442	6	2:32.665	55.89	3:03.702
24	91	E	Vince FROST		Hillman Imp	19:18.727	6	2:35.950	55.73	3:06.116
25	3	K5	Dave CABENA		Alfa Romeo Giulia Sprint GT	19:19.836	6	2:37.059	55.68	3:06.392

NOT CLASSIFIED

86	E	Andy JONES	Singer Chamois	0	D.N.F.	N/A
14	A	Colin MCKAY	Jaguar S Type	0	D.N.F.	N/A

FASTEST LAP

79	C	Mark JONES	Ford Lotus Cortina	2:43.897	4	65.67mph	105.69kph
1	D	Roger GODFREY	Austin Cooper S	2:45.865	3	64.89mph	104.44kph
33	B	James FULLER	Alfa Romeo Giulia Sprint	2:48.561	5	63.85mph	102.77kph
92	E	Colin GUNTON	Hillman Imp	2:49.232	5	63.60mph	102.36kph
63	K5	Richard DUTTON	Ford Lotus Cortina	2:50.078	6	63.28mph	101.85kph
64	K6	David BRAND	Austin Mini Cooper S	2:53.078	5	62.19mph	100.08kph
25	K1	Louis BRACEY	Ford Mustang	2:57.641	6	60.59mph	97.51kph

Weather/Track: Rain/Wet

These results are provisional until the conclusion of any judicial and technical matters.

Snetterton 300
Circuit Length = 2.9900 miles.
Start: 17:09 End: 17:26

Clerk of the Course:	Timekeeper:
----------------------	-------------

HSCC ByBox Historic Touring Car
RACE 16 - LAP ANALYSIS - Snetterton - 11/12 June 2011

1	Roger GODFREY	Austin Cooper S
1 -	3:04.465	6 - 2:49.181
2 -	2:48.940	
3 -	2:45.865	
4 -	2:45.962	
5 -	2:46.435	
3	Dave CABENA	Alfa Romeo Giulia Sprint GT
1 -	3:38.278	6 - 3:06.392
2 -	3:11.184	
3 -	3:08.947	
4 -	3:07.248	
5 -	3:07.787	
6	Neil BROWN	Lotus Cortina
1 -	3:08.862	6 - 2:52.483
2 -	2:54.658	
3 -	2:52.321	
4 -	2:53.929	
5 -	2:53.331	
14	Colin MCKAY	Jaguar S Type
25	Louis BRACEY	Ford Mustang
1 -	3:25.561	6 - 2:57.641
2 -	3:04.746	
3 -	2:58.217	
4 -	3:06.683	
5 -	2:59.566	
30	Nick LEDGER	Ford Lotus Cortina
1 -	3:30.573	6 - 3:07.037
2 -	3:04.802	
3 -	3:06.194	
4 -	3:05.747	
5 -	3:00.951	

Weather/Track: Rain/Wet

www.mstworld.com

Page 1 of 5

Snetterton 300
 Circuit Length = 2.9900 miles.
 Start: 17:09 End: 17:26

Printed - 17:30 Sunday, 12 June 2011

HSCC ByBox Historic Touring Car
RACE 16 - LAP ANALYSIS - Snetterton - 11/12 June 2011
 (contd.)

33	James FULLER	Alfa Romeo Giulia Sprint
1 -	3:23.049	6 - 2:50.737
2 -	2:56.709	
3 -	2:51.702	
4 -	2:50.185	
5 -	2:48.561	
36	Richard CROSS	Triumph 2000 Mk1
1 -	3:32.080	6 - 3:05.238
2 -	3:05.733	
3 -	3:03.338	
4 -	3:03.294	
5 -	3:03.825	
37	Mike GARDINER	Ford Lotus Cortina
1 -	3:06.701	6 - 2:49.362
2 -	2:51.988	
3 -	2:50.002	
4 -	2:48.940	
5 -	2:49.127	
38	Steve SHUTTLEWORTH	Ford Lotus Cortina
1 -	3:03.375	6 - 2:51.524
2 -	2:50.702	
3 -	2:49.966	
4 -	2:47.345	
5 -	2:48.232	
39	Paul HOPKINSON	Alfa Romeo Giulia Sprint GT
1 -	3:23.140	6 - 2:58.503
2 -	3:05.654	
3 -	2:59.721	
4 -	3:02.063	
5 -	3:00.171	
43	Jim CLARK	Ford Lotus Cortina
1 -	3:29.075	6 - 2:57.916
2 -	3:05.131	
3 -	3:00.975	
4 -	3:00.025	
5 -	2:58.745	

Weather/Track: Rain/Wet

www.mstworld.com

Page 2 of 5

Snetterton 300
 Circuit Length = 2.9900 miles.
 Start: 17:09 End: 17:26

Printed - 17:30 Sunday, 12 June 2011

HSCC ByBox Historic Touring Car
RACE 16 - LAP ANALYSIS - Snetterton - 11/12 June 2011
 (contd.)

54	Neil WOOD	Ford Anglia
1 -	3:10.350	6 - 2:56.419
2 -	2:56.116	
3 -	2:58.181	
4 -	2:58.375	
5 -	2:58.120	
55	Pete WRIGHT	Austin A40 Farina
1 -	3:31.631	6 - 3:10.422
2 -	3:11.926	
3 -	3:06.293	
4 -	3:03.702	
5 -	3:11.468	
57	Jonathan GOMM	Ford Lotus Cortina
1 -	3:07.850	6 - 2:52.579
2 -	2:52.210	
3 -	2:50.188	
4 -	2:49.942	
5 -	2:49.359	
61	Brian WEBB	Ford Anglia 105E
1 -	3:19.830	6 - 2:55.179
2 -	2:59.415	
3 -	2:58.302	
4 -	3:00.344	
5 -	2:56.734	
63	Richard DUTTON	Ford Lotus Cortina
1 -	3:25.743	6 - 2:50.078
2 -	3:11.899	
3 -	3:05.873	
4 -	2:54.595	
5 -	2:56.823	
64	David BRAND	Austin Mini Cooper S
1 -	3:19.954	6 - 2:56.436
2 -	2:59.834	
3 -	2:55.198	
4 -	2:53.979	
5 -	2:53.078	

Weather/Track: Rain/Wet

www.mstworld.com

Page 3 of 5

Snetterton 300
 Circuit Length = 2.9900 miles.
 Start: 17:09 End: 17:26
 Printed - 17:30 Sunday, 12 June 2011

HSCC ByBox Historic Touring Car
RACE 16 - LAP ANALYSIS - Snetterton - 11/12 June 2011
 (contd.)

73	Robyn SLATER	Ford Anglia
1 -	3:20.593	6 - 2:53.125
2 -	3:01.919	
3 -	2:57.034	
4 -	2:55.710	
5 -	2:54.818	
79	Mark JONES	Ford Lotus Cortina
1 -	2:52.989	6 - 2:49.756
2 -	2:46.924	
3 -	2:43.903	
4 -	2:43.897	
5 -	2:45.308	
86	Andy JONES	Singer Chamois
87	Simon BENOY	Hillman Imp
1 -	3:10.157	6 - 2:52.478
2 -	2:51.655	
3 -	2:50.023	
4 -	2:49.939	
5 -	2:49.814	
89	Adrian OLIVER	Hillman Imp
1 -	3:23.995	6 - 2:53.204
2 -	2:59.025	
3 -	2:57.019	
4 -	3:04.759	
5 -	2:52.186	
91	Vince FROST	Hillman Imp
1 -	3:34.623	6 - 3:06.116
2 -	3:11.620	
3 -	3:08.717	
4 -	3:09.245	
5 -	3:08.406	

Weather/Track: Rain/Wet

www.mstworld.com

Page 4 of 5

Snetterton 300
 Circuit Length = 2.9900 miles.
 Start: 17:09 End: 17:26
 Printed - 17:30 Sunday, 12 June 2011

HSCC ByBox Historic Touring Car

RACE 16 - LAP ANALYSIS - Snetterton - 11/12 June 2011

(contd.)

92	Colin GUNTON	Hillman Imp
1 - 3:11.437	6 - 2:49.859	
2 - 2:53.841		
3 - 2:51.135		
4 - 2:50.024		
5 - 2:49.232		
94	Steve PLATTS	Singer Chamois
1 - 3:04.620	6 - 2:53.941	
2 - 2:52.696		
3 - 2:52.184		
4 - 2:49.253		
5 - 2:50.503		
99	Ian GUNTON	Hillman Imp Super
1 - 3:22.723	6 - 2:56.264	
2 - 2:58.993		
3 - 2:56.727		
4 - 2:59.272		
5 - 2:59.374		

Weather/Track: Rain/Wet

www.mstworld.com

Page 5 of 5

Snetterton 300
Circuit Length = 2.9900 miles.
Start: 17:09 End: 17:26

Printed - 17:30 Sunday, 12 June 2011

HSCC ByBox Historic Touring Car

RACE 16 - LAP CHART - Snetterton - 11/12 June 2011

Lap 1			Lap 2			Lap 3			Lap 4			Lap 5		
No	Behind	Laptime	No	Behind	Laptime	No	Behind	Laptime	No	Behind	Laptime	No	Behind	Laptime
79		2:52.989	79		2:46.924	79		2:43.903	79		2:43.897	79		2:45.308
38	10.386	3:03.375	1	13.492	2:48.940	1	15.454	2:45.865	1	17.519	2:45.962	1	18.646	2:46.435
1	11.476	3:04.465	38	14.164	2:50.702	38	20.227	2:49.966	38	23.675	2:47.345	38	26.599	2:48.232
94	11.631	3:04.620	94	17.403	2:52.696	37	24.875	2:50.002	37	29.918	2:48.940	37	33.737	2:49.127
37	13.712	3:06.701	37	18.776	2:51.988	94	25.684	2:52.184	94	31.040	2:49.253	94	36.235	2:50.503
57	14.861	3:07.850	57	20.147	2:52.210	57	26.432	2:50.188	57	32.477	2:49.942	57	36.528	2:49.359
6	15.873	3:08.862	87	21.899	2:51.655	87	28.019	2:50.023	87	34.061	2:49.939	87	38.567	2:49.814
87	17.168	3:10.157	6	23.607	2:54.658	6	32.025	2:52.321	92	38.724	2:50.024	92	42.648	2:49.232
54	17.361	3:10.350	92	25.365	2:53.841	92	32.597	2:51.135	6	42.057	2:53.929	6	50.080	2:53.331
92	18.448	3:11.437	54	26.553	2:56.116	54	40.831	2:58.181	33	53.932	2:50.185	33	57.185	2:48.561
61	26.841	3:19.830	61	39.332	2:59.415	33	47.644	2:51.702	54	55.309	2:58.375	54	1:08.121	2:58.120
64	26.965	3:19.954	64	39.875	2:59.834	64	51.170	2:55.198	64	1:01.252	2:53.979	64	1:09.022	2:53.078
73	27.604	3:20.593	33	39.845	2:56.709	61	53.731	2:58.302	73	1:07.543	2:55.710	73	1:17.053	2:54.818
99	29.734	3:22.723	99	41.803	2:58.993	99	54.627	2:56.727	99	1:10.002	2:59.272	61	1:21.604	2:56.734
33	30.060	3:23.049	73	42.599	3:01.919	73	55.730	2:57.034	61	1:10.178	3:00.344	89	1:23.963	2:52.186
39	30.151	3:23.140	89	43.107	2:59.025	89	56.223	2:57.019	89	1:17.085	3:04.759	99	1:24.068	2:59.374
89	31.006	3:23.995	39	48.881	3:05.654	39	1:04.699	2:59.721	39	1:22.865	3:02.063	39	1:37.728	3:00.171
25	32.572	3:25.561	25	50.394	3:04.746	25	1:04.708	2:58.217	25	1:27.494	3:06.683	43	1:40.930	2:58.745
63	32.754	3:25.743	43	54.293	3:05.131	43	1:11.365	3:00.975	43	1:27.493	3:00.025	25	1:41.752	2:59.566
43	36.086	3:29.075	30	55.462	3:04.802	36	1:17.335	3:03.338	63	1:30.397	2:54.595	63	1:41.912	2:56.823
30	37.584	3:30.573	63	57.729	3:11.899	30	1:17.753	3:06.194	36	1:36.732	3:03.294	36	1:55.249	3:03.825
55	38.642	3:31.631	36	57.900	3:05.733	63	1:19.699	3:05.873	30	1:39.603	3:05.747	30	1:55.246	3:00.951
36	39.091	3:32.080	55	1:03.644	3:11.926	55	1:26.034	3:06.293	55	1:45.839	3:03.702	55	2:11.999	3:11.468
91	41.634	3:34.623	91	1:06.330	3:11.620	91	1:31.144	3:08.717	91	1:56.492	3:09.245	91	2:19.590	3:08.406
3	45.289	3:38.278	3	1:09.549	3:11.184	3	1:34.593	3:08.947	3	1:57.944	3:07.248	3	2:20.423	3:07.787

Weather/Track: Rain/Wet

www.mstworld.com

Page 1 of 2

Snetterton 300
Circuit Length = 2.9900 miles.
Start: 17:09 End: 17:26

Printed - 17:29 Sunday, 12 June 2011

HSCC ByBox Historic Touring Car
RACE 16 - LAP CHART - Snetterton - 11/12 June 2011
 (contd.)

Lap 6			Lap 7			Lap 8			Lap 9			Lap 10		
No	Behind	Laptime	No	Behind	Laptime	No	Behind	Laptime	No	Behind	Laptime	No	Behind	Laptime
79		2:49.756												
1	18.071	2:49.181												
38	28.367	2:51.524												
37	33.343	2:49.362												
57	39.351	2:52.579												
94	40.420	2:53.941												
87	41.289	2:52.478												
92	42.751	2:49.859												
6	52.807	2:52.483												
33	58.166	2:50.737												
54	1:14.784	2:56.419												
64	1:15.702	2:56.436												
73	1:20.422	2:53.125												
61	1:27.027	2:55.179												
89	1:27.411	2:53.204												
99	1:30.576	2:56.264												
63	1:42.234	2:50.078												
39	1:46.475	2:58.503												
43	1:49.090	2:57.916												
25	1:49.637	2:57.641												
36	2:10.731	3:05.238												
30	2:12.527	3:07.037												
55	2:32.665	3:10.422												
91	2:35.950	3:06.116												
3	2:37.059	3:06.392												

Weather/Track: Rain/Wet

HSCC Classic Racing Cars supported by the Cubicle Centre
RACE 11 - QUALIFYING - Snetterton - 11/12 June 2011

POS	NO	CL	DRIVER	NAT	CAR	TIME	LAPS	GAP	MPH
1	1	G	Ian GRAY		Brabham BT16	2:04.111	7		86.72
2	5	G	Antony ROSS		Lotus 59	2:08.422	7	4.311	83.81
3	30	G	Richard KENDLE		Brabham BT21B	2:13.669	7	9.558	80.52
4	7	D	Stuart TIZZARD		Chevron B15	2:13.753	7	9.642	80.47
5	60	D	Tim KARY		Brabham BT28	2:15.025	7	10.914	79.71
6	65	D	Peter THOMPSON		Brabham BT21	2:16.947	7	12.836	78.60
7	73	G	John RAND		Palliser WDB2	2:17.851	7	13.740	78.08
8	11	C	David BROWN		Brabham BT23C	2:20.306	6	16.195	76.71
9	6	D	Leif BOSSON		Brabham BT28	2:20.416	7	16.305	76.65
10	22	F	Graham BRIGGS		Merlyn 11A	2:22.540	6	18.429	75.51
11	14	F	Roy MACGREGOR		Hawke DL2B	2:25.008	6	20.897	74.23
12	19	D	Peter FROUDE		Tecno F3	2:25.276	6	21.165	74.09
13	62	D	Geoffrey O'NION		Tecno F3	2:26.738	6	22.627	73.35
14	92	F	Martin HAINES		Merlyn Mk20	2:26.864	6	22.753	73.29
15	37	B	Lincoln SMALL		Brabham BT10	2:28.859	6	24.748	72.31
16	8	G	Rodger NEWMAN		Brabham BT14	2:29.615	6	25.504	71.94
17	64	D	Trevor MESSETT		Chevron F3	2:33.747	6	29.636	70.01
18	27	D	Peter WILLIAMS		Brabham BT15	2:40.370	6	36.259	67.12
19	16	D	Nigel MILLER		Brabham BT21	2:42.272	4	38.161	66.33

Car 73, transponder working intermittently during session.

Weather/Track: Cloud/Dry

These results are provisional until the conclusion of any judicial and technical matters.

Snetterton 300

Circuit Length = 2.9900 miles.

Start: 11:08 End: 11:23

Clerk of the Course:		Timekeeper:
----------------------	--	-------------

HSCC Classic Racing Cars supported by the Cubicle Centre
RACE 11 - QUALIFYING LAP ANALYSIS - Snetterton - 11/12 June 2011

1	Ian GRAY	Brabham BT16
1 - X:00.000	6 - 2:10.497	
2 - 2:13.752	7 - 2:04.111	
3 - 2:07.767		
4 - 2:07.086		
5 - 2:07.270		
5	Antony ROSS	Lotus 59
1 - X:00.000	6 - 2:16.425	
2 - 2:12.174	7 - 2:08.422	
3 - 2:11.611		
4 - 2:10.418		
5 - 2:10.472		
6	Leif BOSSON	Brabham BT28
1 - X:00.000	6 - 2:20.416	
2 - 2:24.950	7 - 2:21.660	
3 - 2:22.891		
4 - 2:22.141		
5 - 2:22.693		
7	Stuart TIZZARD	Chevron B15
1 - X:00.000	6 - 2:15.506	
2 - 2:22.218	7 - 2:13.753	
3 - 2:16.951		
4 - 2:17.116		
5 - 2:15.954		
8	Rodger NEWMAN	Brabham BT14
1 - X:00.000	6 - 2:29.615	
2 - 2:42.654		
3 - 2:32.089		
4 - 2:31.823		
5 - 2:31.857		
11	David BROWN	Brabham BT23C
1 - X:00.000	6 - 2:20.306	
2 - 2:28.786		
3 - 2:22.160		
4 - 2:23.561		
5 - 2:23.460		

Car 73, transponder working intermittently during session.
Weather/Track: Cloud/Dry

HSCC Classic Racing Cars supported by the Cubicle Centre
RACE 11 - QUALIFYING LAP ANALYSIS - Snetterton - 11/12 June 2011
 (contd.)

14	Roy MACGREGOR	Hawke DL2B
1 -	X:00.000	6 - 2:25.008
2 -	2:30.898	
3 -	2:28.240	
4 -	2:28.138	
5 -	2:26.135	
16	Nigel MILLER	Brabham BT21
1 -	X:00.000	
2 -	2:51.693	
3 -	2:42.272	
4 -	2:45.798	
19	Peter FROUDE	Tecno F3
1 -	X:00.000	6 - 2:25.276
2 -	2:34.461	
3 -	2:32.303	
4 -	2:32.167	
5 -	2:30.385	
22	Graham BRIGGS	Merlyn 11A
1 -	X:00.000	6 - 2:22.540
2 -	2:36.636	
3 -	2:35.818	
4 -	2:30.413	
5 -	2:27.542	
27	Peter WILLIAMS	Brabham BT15
1 -	X:00.000	6 - 2:40.370
2 -	2:50.893	
3 -	2:45.268	
4 -	2:43.565	
5 -	2:43.998	
30	Richard KENDLE	Brabham BT21B
1 -	X:00.000	6 - 2:15.476
2 -	2:21.733	7 - 2:13.676
3 -	2:24.552	
4 -	2:19.089	
5 -	2:13.669	

Car 73, transponder working intermittently during session.
 Weather/Track: Cloud/Dry

HSCC Classic Racing Cars supported by the Cubicle Centre
RACE 11 - QUALIFYING LAP ANALYSIS - Snetterton - 11/12 June 2011
 (contd.)

37	Lincoln SMALL	Brabham BT10
1 - X:00.000	6 - 2:28.859	
2 - 2:33.968		
3 - 2:32.526		
4 - 2:34.404		
5 - 2:33.296		
60	Tim KARY	Brabham BT28
1 - X:00.000	6 - 2:17.396	
2 - 2:25.756	7 - 2:15.257	
3 - 2:19.724		
4 - 2:15.938		
5 - 2:15.025		
62	Geoffrey O'NION	Tecno F3
1 - X:00.000	6 - 2:26.738	
2 - 2:40.220		
3 - 2:35.674		
4 - 2:32.385		
5 - 2:29.870		
64	Trevor MESSETT	Chevron F3
1 - X:00.000	6 - 2:33.747	
2 - 2:45.622		
3 - 2:40.377		
4 - 2:38.272		
5 - 2:35.856		
65	Peter THOMPSON	Brabham BT21
1 - X:00.000	6 - 2:19.311	
2 - 2:22.419	7 - 2:16.947	
3 - 2:20.272		
4 - 2:20.672		
5 - 2:20.515		
73	John RAND	Palliser WDB2
1 - X:00.000	6 - 2:17.851	
2 - 2:25.485	7 - 2:18.121	
3 - 2:23.805		
4 - 2:23.659		
5 - 2:21.185		

Car 73, transponder working intermittently during session.
 Weather/Track: Cloud/Dry

HSCC Classic Racing Cars supported by the Cubicle Centre
RACE 11 - QUALIFYING LAP ANALYSIS - Snetterton - 11/12 June 2011
(contd.)


92	Martin HAINES	Merlyn Mk20
1 - X:00.000	6 - 2:28.232	
2 - 2:32.141		
3 - 2:30.989		
4 - 2:27.471		
5 - 2:26.864		

Car 73, transponder working intermittently during session.
Weather/Track: Cloud/Dry

HSCC Classic Racing Cars supported by the Cubicle Centre
RACE 11 - GRID - Snetterton - 11/12 June 2011

ROW 10	16 MILLER	27 WILLIAMS
ROW 9	64 MESSETT	8 NEWMAN
ROW 8	37 SMALL	92 HAINES
ROW 7	62 O'NION	19 FROUDE
ROW 6	14 MACGREGOR	22 BRIGGS
ROW 5	6 BOSSON	11 BROWN
ROW 4	73 RAND	65 THOMPSON
ROW 3	60 KARY	7 TIZZARD
ROW 2	30 KENDLE	5 ROSS
ROW 1	1 GRAY	

POLE



Car 73, transponder working intermittently during session.

Weather/Track: Cloud/Dry

These results are provisional until the conclusion of any judicial and technical matters.

Snetterton 300

Circuit Length = 2.9900 miles.

Start: 11:08 End: 11:23

Clerk of the Course:

Timekeeper:

HSCC Classic Racing Cars supported by the Cubicle Centre
RACE 11 - CLASSIFICATION - Snetterton - 11/12 June 2011

POS	NO	CL	DRIVER	NAT	CAR	TIME	LAPS	GAP	MPH	BEST
1	1	G	Ian GRAY		Brabham BT16	6:59.292	2		51.34	3:09.397
2	30	G	Richard KENDLE		Brabham BT21B	7:01.485	2	2.193	51.07	3:10.256
3	60	D	Tim KARY		Brabham BT28	7:02.981	2	3.689	50.89	3:12.281
4	6	D	Leif BOSSON		Brabham BT28	7:04.506	2	5.214	50.71	3:13.330
5	22	F	Graham BRIGGS		Merlyn 11A	7:05.503	2	6.211	50.59	3:13.790
6	11	C	David BROWN		Brabham BT23C	7:06.835	2	7.543	50.43	3:16.858
7	14	F	Roy MACGREGOR		Hawke DL2B	7:08.454	2	9.162	50.24	3:17.811
8	73	G	John RAND		Palliser WDB2	7:10.006	2	10.714	50.06	3:18.433
9	64	D	Trevor MESSETT		Chevron F3	7:14.224	2	14.932	49.57	3:23.547
10	62	D	Geoffrey O'NION		Tecno F3	7:17.761	2	18.469	49.17	3:28.456
11	65	D	Peter THOMPSON		Brabham BT21	7:18.325	2	19.033	49.11	3:29.720
12	19	D	Peter FROUDE		Tecno F3	7:19.718	2	20.426	48.95	3:33.133
13	8	G	Rodger NEWMAN		Brabham BT14	7:21.225	2	21.933	48.79	3:34.330
14	92	F	Martin HAINES		Merlyn Mk20	7:22.128	2	22.836	48.69	3:37.894
15	16	D	Nigel MILLER		Brabham BT21	7:25.161	2	25.869	48.36	3:39.885
16	27	D	Peter WILLIAMS		Brabham BT15	7:39.559	2	40.267	46.84	3:42.074

NOT CLASSIFIED

5	G	Antony ROSS	Lotus 59			2				
37	B	Lincoln SMALL	Brabham BT10			0	D.N.F.	N/A		
7	D	Stuart TIZZARD	Chevron B15			0	D.N.F.	N/A		

FASTEST LAP

1	G	Ian GRAY	Brabham BT16			3:09.397	1	56.83mph		91.46kph
60	D	Tim KARY	Brabham BT28			3:12.281	1	55.98mph		90.09kph
22	F	Graham BRIGGS	Merlyn 11A			3:13.790	1	55.54mph		89.39kph
11	C	David BROWN	Brabham BT23C			3:16.858	1	54.67mph		87.99kph

Weather/Track: Cloud/Damp. Race stopped during lap 4, incident car 5.
 These results are provisional until the conclusion of any judicial and technical matters.

Snetterton 300
 Circuit Length = 2.9900 miles.
 Start: 14:40 End: 14:

Clerk of Course:	Stewards:	Timekeeper:
------------------	-----------	-------------

HSCC Classic Racing Cars supported by the Cubicle Centre
RACE 11 - LAP ANALYSIS - Snetterton - 11/12 June 2011

1	Ian GRAY	Brabham BT16
1 - 3:09.397 2 - 3:49.895		
5	Antony ROSS	Lotus 59
1 - 3:08.328 2 - 3:49.735		
6	Leif BOSSON	Brabham BT28
1 - 3:13.330 2 - 3:51.176		
7	Stuart TIZZARD	Chevron B15
8	Rodger NEWMAN	Brabham BT14
1 - 3:34.330 2 - 3:46.895		
11	David BROWN	Brabham BT23C
1 - 3:16.858 2 - 3:49.977		

Race stopped during lap 4, incident car 5.
 Weather/Track: Cloud/Damp

HSCC Classic Racing Cars supported by the Cubicle Centre
RACE 11 - LAP ANALYSIS - Snetterton - 11/12 June 2011
(contd.)

14	Roy MACGREGOR	Hawke DL2B
1 - 3:17.811 2 - 3:50.643		
16	Nigel MILLER	Brabham BT21
1 - 3:39.885 2 - 3:45.276		
19	Peter FROUDE	Tecno F3
1 - 3:33.133 2 - 3:46.585		
22	Graham BRIGGS	Merlyn 11A
1 - 3:13.790 2 - 3:51.713		
27	Peter WILLIAMS	Brabham BT15
1 - 3:57.485 2 - 3:42.074		
30	Richard KENDLE	Brabham BT21B
1 - 3:10.256 2 - 3:51.229		

Race stopped during lap 4, incident car 5.
Weather/Track: Cloud/Damp

HSCC Classic Racing Cars supported by the Cubicle Centre
RACE 11 - LAP ANALYSIS - Snetterton - 11/12 June 2011
(contd.)

37	Lincoln SMALL	Brabham BT10
60	Tim KARY	Brabham BT28
	1 - 3:12.281 2 - 3:50.700	
62	Geoffrey O'NION	Tecno F3
	1 - 3:28.456 2 - 3:49.305	
64	Trevor MESSETT	Chevron F3
	1 - 3:23.547 2 - 3:50.677	
65	Peter THOMPSON	Brabham BT21
	1 - 3:29.720 2 - 3:48.605	
73	John RAND	Palliser WDB2
	1 - 3:18.433 2 - 3:51.573	

Race stopped during lap 4, incident car 5.
Weather/Track: Cloud/Damp

HSCC Classic Racing Cars supported by the Cubicle Centre
RACE 11 - LAP ANALYSIS - Snetterton - 11/12 June 2011
(contd.)

92	Martin HAINES	Merlyn Mk20
1 - 3:37.894 2 - 3:44.234		

Race stopped during lap 4, incident car 5.
Weather/Track: Cloud/Damp

HSCC Classic Racing Cars supported by the Cubicle Centre
RACE 11 - LAP CHART - Snetterton - 11/12 June 2011


Lap 1			Lap 2			Lap 3			Lap 4			Lap 5		
No	Behind	Laptime	No	Behind	Laptime	No	Behind	Laptime	No	Behind	Laptime	No	Behind	Laptime
5		3:08.328	5		3:49.735									
1	1.069	3:09.397	1	1.229	3:49.895									
30	1.928	3:10.256	30	3.422	3:51.229									
60	3.953	3:12.281	60	4.918	3:50.700									
6	5.002	3:13.330	6	6.443	3:51.176									
22	5.462	3:13.790	22	7.440	3:51.713									
11	8.530	3:16.858	11	8.772	3:49.977									
14	9.483	3:17.811	14	10.391	3:50.643									
73	10.105	3:18.433	73	11.943	3:51.573									
64	15.219	3:23.547	64	16.161	3:50.677									
62	20.128	3:28.456	62	19.698	3:49.305									
65	21.392	3:29.720	65	20.262	3:48.605									
19	24.805	3:33.133	19	21.655	3:46.585									
8	26.002	3:34.330	8	23.162	3:46.895									
92	29.566	3:37.894	92	24.065	3:44.234									
16	31.557	3:39.885	16	27.098	3:45.276									
27	49.157	3:57.485	27	41.496	3:42.074									

Race stopped during lap 4, incident car 5.
Weather/Track: Cloud/Damp

HSCC Classic Racing Cars supported by the Cubicle Centre
RACE 17 - GRID - Snetterton - 11/12 June 2011

ROW 10	7 TIZZARD	37 SMALL
ROW 9	5 ROSS	27 WILLIAMS
ROW 8	16 MILLER	92 HAINES
ROW 7	8 NEWMAN	19 FROUDE
ROW 6	65 THOMPSON	62 O'NION
ROW 5	64 MESSETT	73 RAND
ROW 4	14 MACGREGOR	11 BROWN
ROW 3	22 BRIGGS	6 BOSSON
ROW 2	60 KARY	30 KENDLE
ROW 1	1 GRAY	

POLE



Race stopped during lap 4, incident car 5.

Weather/Track: Cloud/Damp

These results are provisional until the conclusion of any judicial and technical matters.

Snetterton 300

Circuit Length = 2.9900 miles.

Start: 14:40 End: 14:51

Clerk of the Course:

Timekeeper:

HSCC Classic Racing Cars supported by the Cubicle Centre
RACE 17 - CLASSIFICATION - Snetterton - 11/12 June 2011

POS	NO	CL	DRIVER	NAT	CAR	TIME	LAPS	GAP	MPH	BEST
1	1	G	Ian GRAY		Brabham BT16	17:27.906	6		61.63	2:50.504
2	60	D	Tim KARY		Brabham BT28	17:41.007	6	13.101	60.87	2:51.953
3	14	F	Roy MACGREGOR		Hawke DL2B	17:42.227	6	14.321	60.80	2:52.281
4	22	F	Graham BRIGGS		Merlyn 11A	17:43.544	6	15.638	60.72	2:52.075
5	6	D	Leif BOSSON		Brabham BT28	18:35.643	6	1:07.737	57.88	3:00.436
6	92	F	Martin HAINES		Merlyn Mk20	18:46.390	6	1:18.484	57.33	3:04.152
7	62	D	Geoffrey O'NION		Tecno F3	19:03.467	6	1:35.561	56.48	3:04.400
8	19	D	Peter FROUDE		Tecno F3	19:32.525	6	2:04.619	55.08	3:10.005
9	8	G	Rodger NEWMAN		Brabham BT14	19:33.646	6	2:05.740	55.02	3:06.945

FASTEST LAP

1	G	Ian GRAY	Brabham BT16	2:50.504	6	63.13mph	101.59kph
60	D	Tim KARY	Brabham BT28	2:51.953	4	62.59mph	100.74kph
22	F	Graham BRIGGS	Merlyn 11A	2:52.075	5	62.55mph	100.67kph

Weather/Track: Rain/Wet

These results are provisional until the conclusion of any judicial and technical matters.

Snetterton 300
 Circuit Length = 2.9900 miles.
 Start: 17:42 End: 18:00

Clerk of the Course:

Timekeeper:

HSCC Classic Racing Cars supported by the Cubicle Centre
RACE 17 - LAP ANALYSIS - Snetterton - 11/12 June 2011

1	Ian GRAY	Brabham BT16
1 -	3:10.105	6 - 2:50.504
2 -	2:52.998	
3 -	2:51.793	
4 -	2:51.927	
5 -	2:50.579	
6	Leif BOSSON	Brabham BT28
1 -	3:11.303	6 - 3:09.670
2 -	3:06.140	
3 -	3:00.436	
4 -	3:03.443	
5 -	3:04.651	
8	Rodger NEWMAN	Brabham BT14
1 -	3:33.706	6 - 3:06.945
2 -	3:13.758	
3 -	3:13.790	
4 -	3:13.973	
5 -	3:11.474	
14	Roy MACGREGOR	Hawke DL2B
1 -	3:12.547	6 - 2:54.467
2 -	2:55.821	
3 -	2:54.397	
4 -	2:52.281	
5 -	2:52.714	
19	Peter FROUDE	Tecno F3
1 -	3:28.671	6 - 3:13.939
2 -	3:10.433	
3 -	3:10.005	
4 -	3:13.944	
5 -	3:15.533	
22	Graham BRIGGS	Merlyn 11A
1 -	3:11.917	6 - 2:54.969
2 -	2:57.892	
3 -	2:54.462	
4 -	2:52.229	
5 -	2:52.075	

Weather/Track: Rain/Wet

www.mstworld.com

Page 1 of 2

Snetterton 300
 Circuit Length = 2.9900 miles.
 Start: 17:42 End: 18:00

Printed - 18:04 Sunday, 12 June 2011

HSCC Classic Racing Cars supported by the Cubicle Centre
RACE 17 - LAP ANALYSIS - Snetterton - 11/12 June 2011
(contd.)

60	Tim KARY	Brabham BT28
1 - 3:08.718	6 - 2:54.363	
2 - 2:57.314		
3 - 2:55.739		
4 - 2:51.953		
5 - 2:52.920		
62	Geoffrey O'NION	Tecno F3
1 - 3:27.126	6 - 3:09.691	
2 - 3:09.909		
3 - 3:04.400		
4 - 3:05.155		
5 - 3:07.186		
92	Martin HAINES	Merlyn Mk20
1 - 3:19.487	6 - 3:04.812	
2 - 3:06.588		
3 - 3:04.152		
4 - 3:04.277		
5 - 3:07.074		

HSCC Classic Racing Cars supported by the Cubicle Centre
RACE 17 - LAP CHART - Snetterton - 11/12 June 2011

Lap 1			Lap 2			Lap 3			Lap 4			Lap 5		
No	Behind	Laptime	No	Behind	Laptime	No	Behind	Laptime	No	Behind	Laptime	No	Behind	Laptime
60		3:08.718	1		2:52.998	1		2:51.793	1		2:51.927	1		2:50.579
1	1.387	3:10.105	60	2.929	2:57.314	60	6.875	2:55.739	60	6.901	2:51.953	60	9.242	2:52.920
6	2.585	3:11.303	14	5.265	2:55.821	14	7.869	2:54.397	14	8.223	2:52.281	14	10.358	2:52.714
22	3.199	3:11.917	22	6.706	2:57.892	22	9.375	2:54.462	22	9.677	2:52.229	22	11.173	2:52.075
14	3.829	3:12.547	6	14.340	3:06.140	6	22.983	3:00.436	6	34.499	3:03.443	6	48.571	3:04.651
92	10.769	3:19.487	92	22.972	3:06.588	92	35.331	3:04.152	92	47.681	3:04.277	92	1:04.176	3:07.074
62	18.408	3:27.126	62	33.932	3:09.909	62	46.539	3:04.400	62	59.767	3:05.155	62	1:16.374	3:07.186
19	19.953	3:28.671	19	36.001	3:10.433	19	54.213	3:10.005	19	1:16.230	3:13.944	19	1:41.184	3:15.533
8	24.988	3:33.706	8	44.361	3:13.758	8	1:06.358	3:13.790	8	1:28.404	3:13.973	8	1:49.299	3:11.474

Weather/Track: Rain/Wet

www.mstworld.com

Page 1 of 2

Snetterton 300
 Circuit Length = 2.9900 miles.
 Start: 17:42 End: 18:00

Printed - 18:03 Sunday, 12 June 2011

HSCC Classic Racing Cars supported by the Cubicle Centre
RACE 17 - LAP CHART - Snetterton - 11/12 June 2011
 (contd.)

Lap 6			Lap 7			Lap 8			Lap 9			Lap 10		
No	Behind	Laptime	No	Behind	Laptime	No	Behind	Laptime	No	Behind	Laptime	No	Behind	Laptime
1		2:50.504												
60	13.101	2:54.363												
14	14.321	2:54.467												
22	15.638	2:54.969												
6	1:07.737	3:09.670												
92	1:18.484	3:04.812												
62	1:35.561	3:09.691												
19	2:04.619	3:13.939												
8	2:05.740	3:06.945												

Weather/Track: Rain/Wet

www.mstworld.com

Snetterton 300
 Circuit Length = 2.9900 miles.
 Start: 17:42 End: 18:00
 Printed - 18:03 Sunday, 12 June 2011