



HISTORIC RACE MEETING

Snetterton

1st & 2nd July 2006



Results Provided by MST Sports Timing Ltd
www.msttiming.com

HSCC Classic Formula 3

QUALIFYING - RACE 1- AMENDED

POS	NO	CL	DRIVER	NAT	CAR	TIME	LAPS	GAP	MPH
1	7	A	Richard TROTT		Chevron B43	1:12.189	12		97.34
2	17	A	Keith WHITE		Ralt RT1	1:12.901	13	0.712	96.39
3	63	A	Paul SMITH		Ralt RT1	1:13.041	12	0.852	96.20
4	14	A	Iain ROWLEY		March 793	1:14.009	9	1.820	94.95
5	4	A	Paul CAMPFIELD		March 803	1:14.058	12	1.869	94.88
6	46	A	Alan GOODMAN		March 793	1:15.175	13	2.986	93.47
7	82	A	John BRADSHAW		Argo JM1	1:15.259	9	3.070	93.37
8	81	C	Tom BRADSHAW		Royale RP27	1:15.741	12	3.552	92.77
9	9	C	Adam ORMANDY		Reynard SF78	1:16.603	13	4.414	91.73
10	53	C	Roger PRICE		Delta T79	1:17.772	11	5.583	90.35
11	60	C	Nigel GRANT		Delta T78	1:17.873	12	5.684	90.23
12	83	C	Jonathan LUCAS		Reynard SF79	1:18.172	12	5.983	89.89
13	65	C	Peter DENHAM		Reynard SF78	1:18.614	12	6.425	89.38
14	54	C	Peter RICHARDS		Delta T79	1:19.045	12	6.856	88.90
15	79	C	Warren MOYE		Delta T79	1:19.540	3	7.351	88.34
16	76	A	David O'DWYER		March 793	1:20.242	12	8.053	87.57
17	16	C	David BOLAND		Delta T79	1:20.631	9	8.442	87.15
18	51	C	John TAYLOR		Delta T79	1:22.048	9	9.859	85.64
19	69	B	Albert CLEMENTS		Lotus 69	1:22.253	12	10.064	85.43
20	64	C	Janet SHERRY		Royale RP27	1:22.950	12	10.761	84.71
21	96	B	Gareth WALTERS		Palliser WDF3	1:25.918	11	13.729	81.79
22	90	A	Alan PARKER		Chevron B38	6:03.551	1	4:51.362	19.32

Cars 20 & 84 Exluded from Reults of Practice - Reg. 5.7.6

Weather / Track : Sunny / Dry

These results are provisional until the conclusion of any judicial and technical matters.

Snetterton

Circuit Length = 1.9520 miles.

Start: 09:00 End: 09:15

Clerk of Course	Timekeeper:
-----------------	-------------

HSCC Classic Formula 3

QUALIFYING LAP ANALYSIS - RACE 1

4	Paul CAMPFIELD	March 803
1 -	6:05.580	6 - 1:16.879
2 -	1:31.992	7 - 1:15.632
3 -	1:20.960	8 - 1:15.391
4 -	1:17.330	9 - 1:15.264
5 -	1:16.213	10 - 1:14.304
7	Richard TROTT	Chevron B43
1 -	7:09.016	6 - 1:14.530
2 -	1:14.916	7 - 1:14.427
3 -	1:14.709	8 - 1:13.270
4 -	1:13.835	9 - 1:12.189
5 -	1:14.425	10 - 1:13.614
9	Adam ORMANDY	Reynard SF78
1 -	5:59.897	6 - 1:19.986
2 -	1:35.025	7 - 1:17.577
3 -	1:19.657	8 - 1:18.180
4 -	1:18.287	9 - 1:17.848
5 -	1:17.865	10 - 1:17.566
14	Iain ROWLEY	March 793
1 -	5:50.123	6 - 1:16.439
2 -	1:25.123	7 - 1:15.773
3 -	1:16.236	8 - 1:14.768
4 -	1:15.427	9 - 1:14.009
5 -	1:29.009	
16	David BOLAND	Delta T79
1 -	X:00.000	6 - 1:22.431
2 -	1:25.845	7 - 1:21.852
3 -	1:22.564	8 - 1:20.631
4 -	1:24.742	9 - 1:21.111
5 -	1:23.642	
17	Keith WHITE	Ralt RT1
1 -	5:46.024	6 - 1:14.105
2 -	1:26.222	7 - 1:15.228
3 -	1:16.682	8 - 1:15.033
4 -	1:14.677	9 - 1:13.076
5 -	1:15.322	10 - 1:15.275
20	Vernon WILLIAMSON	Hesketh Dastle Mk8
1 -	X:00.000	6 - 1:33.321
2 -	1:38.751	7 - 1:35.964
3 -	1:37.858	
4 -	1:36.815	
5 -	1:36.808	

HSCC Classic Formula 3

QUALIFYING LAP ANALYSIS - RACE 1

(contd.)

46	Alan GOODMAN	March 793
1 -	5:55.728	6 - 1:18.980
2 -	1:29.705	7 - 1:16.612
3 -	1:20.125	8 - 1:16.764
4 -	1:18.163	9 - 1:16.693
5 -	1:17.567	10 - 1:15.757
11 -	1:15.175	12 - 1:16.331
13 -	1:15.505	
51	John TAYLOR	Delta T79
1 -	9:29.873	6 - 1:25.827
2 -	1:29.962	7 - 1:23.274
3 -	1:25.090	8 - 1:22.048
4 -	1:24.845	9 - 1:24.755
5 -	1:23.423	
53	Roger PRICE	Delta T79
1 -	7:18.788	6 - 1:18.540
2 -	2:38.798	7 - 1:23.631
3 -	1:20.146	8 - 1:19.248
4 -	1:18.973	9 - 1:18.702
5 -	1:18.204	10 - 1:17.818
11 -	1:17.772	
54	Peter RICHARDS	Delta T79
1 -	5:51.982	6 - 1:34.623
2 -	1:29.178	7 - 1:19.354
3 -	1:23.023	8 - 1:19.646
4 -	1:19.713	9 - 1:19.045
5 -	1:19.911	10 - 1:20.856
11 -	1:19.172	12 - 1:20.244
60	Nigel GRANT	Delta T78
1 -	5:56.483	6 - 1:23.496
2 -	1:32.227	7 - 1:18.498
3 -	1:22.573	8 - 1:18.311
4 -	1:20.139	9 - 1:19.384
5 -	1:18.780	10 - 1:17.873
11 -	1:18.891	12 - 1:19.244
63	Paul SMITH	Ralt RT1
1 -	5:48.101	6 - 1:14.981
2 -	1:20.396	7 - 1:16.828
3 -	1:14.088	8 - 1:15.453
4 -	1:14.135	9 - 1:15.135
5 -	1:13.632	10 - 2:40.529
11 -	1:17.201	12 - 1:13.041
64	Janet SHERRY	Royale RP27
1 -	5:47.386	6 - 1:23.972
2 -	1:32.939	7 - 1:24.415
3 -	1:26.549	8 - 1:22.956
4 -	1:26.023	9 - 1:23.438
5 -	1:24.761	10 - 1:22.950
11 -	1:23.878	12 - 1:23.073

HSCC Classic Formula 3

QUALIFYING LAP ANALYSIS - RACE 1

(contd.)

65	Peter DENHAM	Reynard SF78
1 - 6:02.673	6 - 1:18.731	11 - 1:19.033
2 - 1:37.800	7 - 1:21.180	12 - 1:18.614
3 - 1:22.318	8 - 1:19.095	
4 - 1:21.282	9 - 1:19.315	
5 - 1:19.571	10 - 1:19.213	
69	Albert CLEMENTS	Lotus 69
1 - 6:04.425	6 - 1:24.083	11 - 1:22.432
2 - 1:35.061	7 - 1:25.708	12 - 1:22.297
3 - 1:26.423	8 - 1:23.855	
4 - 1:24.922	9 - 1:22.253	
5 - 1:25.429	10 - 1:23.340	
76	David O'DWYER	March 793
1 - 6:01.734	6 - 1:22.332	11 - 1:20.321
2 - 1:34.884	7 - 1:22.338	12 - 1:20.242
3 - 1:24.654	8 - 1:21.733	
4 - 1:23.601	9 - 1:24.329	
5 - 1:23.464	10 - 1:20.811	
79	Warren MOYE	Delta T79
1 - X:00.000		
2 - 1:21.108		
3 - 1:19.540		
81	Tom BRADSHAW	Royale RP27
1 - 6:08.797	6 - 1:20.310	11 - 1:15.741
2 - 1:35.243	7 - 1:19.148	12 - 1:16.556
3 - 1:29.407	8 - 1:18.690	
4 - 1:24.362	9 - 1:17.151	
5 - 1:18.304	10 - 1:16.517	
82	John BRADSHAW	Argo JM1
1 - 6:07.206	6 - 1:16.533	
2 - 1:30.999	7 - 1:15.259	
3 - 1:20.731	8 - 1:16.828	
4 - 1:17.282	9 - 3:15.683	
5 - 1:18.955		
83	Jonathan LUCAS	Reynard SF79
1 - 6:18.700	6 - 1:20.196	11 - 1:19.760
2 - 1:29.202	7 - 1:19.950	12 - 1:18.172
3 - 1:22.928	8 - 1:19.837	
4 - 1:21.975	9 - 1:23.197	
5 - 1:22.946	10 - 1:19.359	

HSCC Classic Formula 3 QUALIFYING LAP ANALYSIS - RACE 1

(contd.)

84	Bob YARWOOD	Elden F3
1 - 9:31.633	6 - 1:29.781	
2 - 1:30.164	7 - 1:29.516	
3 - 1:30.732	8 - 1:27.172	
4 - 1:28.305		
5 - 1:27.585		
90	Alan PARKER	Chevron B38
1 - 6:03.551		
96	Gareth WALTERS	Palliser WDF3
1 - 5:54.650	6 - 1:28.719	11 - 1:28.563
2 - 1:45.706	7 - 1:26.297	
3 - 1:31.677	8 - 1:25.918	
4 - 1:29.133	9 - 1:28.538	
5 - 1:28.515	10 - 1:29.950	

HSCC Classic Formula 3

GRID - RACE 1- AMENDED

ROW 12	20	WILLIAMSON	84	YARWOOD
ROW 11	96	1:25.918 WALTERS	90	6:03.551 PARKER
ROW 10	69	1:22.253 CLEMENTS	64	1:22.950 SHERRY
ROW 9	16	1:20.631 BOLAND	51	1:22.048 TAYLOR
ROW 8	79	1:19.540 MOYE	76	1:20.242 O'DWYER
ROW 7	65	1:18.614 DENHAM	54	1:19.045 RICHARDS
ROW 6	60	1:17.873 GRANT	83	1:18.172 LUCAS
ROW 5	9	1:16.603 ORMANDY	53	1:17.772 PRICE
ROW 4	82	1:15.259 BRADSHAW	81	1:15.741 BRADSHAW
ROW 3	4	1:14.058 CAMPFIELD	46	1:15.175 GOODMAN
ROW 2	63	1:13.041 SMITH	14	1:14.009 ROWLEY
ROW 1	7	1:12.189 TROTT	17	1:12.901 WHITE
POLE				

Cars 20 & 84 Exluded from Reults of Practice - Reg. 5.7.6

Weather / Track : Sunny / Dry

These results are provisional until the conclusion of any judicial and technical matters.

Snetterton

Circuit Length = 1.9520 miles.

Start: 09:00 End: 09:15

Clerk of Course

Timekeeper:

Vredestein JEC Jaguar XK Challenge QUALIFYING - RACE 2

POS	NO	CL	DRIVER	NAT	CAR	TIME	LAPS	GAP	MPH
1	33	D	Nigel WEBB		Jaguar XK120	1:26.433	9		81.30
2	32	D	John CHISHOLM		Jaguar XK120	1:27.401	9	0.968	80.40
3	12	C	Grahame BULL		Jaguar XK150	1:29.414	11	2.981	78.59
4	24	C	Trevor GROOM		Jaguar XK140	1:29.471	10	3.038	78.54
5	7	D	Brian ARCULUS		Jaguar XK120	1:30.200	11	3.767	77.90
6	35	I	Ray HIGGS		Jaguar XK140	1:31.759	11	5.326	76.58
7	20	C	Michael O'SHEA		Jaguar XK150S	1:32.403	10	5.970	76.04
8	2	C	Chris KEITH-LUCAS		Jaguar XK120	1:32.643	10	6.210	75.85
9	16	C	John ROBERTS		Jaguar XK150	1:32.724	11	6.291	75.78
10	30	D	Dick SKIPWORTH		Jaguar XK120	1:32.886	11	6.453	75.65
11	23	C	Graham LOVE		Jaguar XK150	1:34.540	10	8.107	74.33
12	45	C	John BURTON		Jaguar XK120	1:34.741	9	8.308	74.17
13	36	B	Nicholas WILKINS		Jaguar XK120	1:35.478	10	9.045	73.60
14	14	C	Colin YOULE		Jaguar XK120	1:37.715	7	11.282	71.91
15	40	C	Claire KEITH-LUCAS		Jaguar XK150S	1:37.939	10	11.506	71.75
16	47	C	Chris LUNN		Jaguar XK120	1:38.568	9	12.135	71.29
17	31	A	Roger WOODBRIDGE		Jaguar XK120	1:40.043	10	13.610	70.24

Car 47 - Transponder not working - Fix or YOU WILL BE IGNORED IN THE RACE

Weather / Track : Sunny / Dry

These results are provisional until the conclusion of any judicial and technical matters.

Snetterton

Circuit Length = 1.9520 miles.

Start: 09:25 End: 09:40

Clerk of Course	Timekeeper:
-----------------	-------------

Vredestein JEC Jaguar XK Challenge QUALIFYING LAP ANALYSIS - RACE 2

2	Chris KEITH-LUCAS	Jaguar XK120	
1 -	2:59.768	6 - 1:33.380	
2 -	1:50.705	7 - 1:34.050	
3 -	1:35.653	8 - 1:33.194	
4 -	1:33.431	9 - 1:35.395	
5 -	1:32.643	10 - 1:47.464	
7	Brian ARCULUS	Jaguar XK120	
1 -	3:09.734	6 - 1:30.362	11 - 1:30.971
2 -	1:41.655	7 - 1:44.671	
3 -	1:34.540	8 - 1:32.157	
4 -	1:31.820	9 - 1:30.988	
5 -	1:30.326	10 - 1:30.200	
12	Grahame BULL	Jaguar XK150	
1 -	2:50.941	6 - 1:29.414	11 - 1:31.322
2 -	1:37.909	7 - 1:30.587	
3 -	1:32.187	8 - 1:31.269	
4 -	1:30.689	9 - 1:31.203	
5 -	1:29.722	10 - 1:30.152	
14	Colin YOULE	Jaguar XK120	
1 -	3:13.642	6 - 1:37.715	
2 -	1:49.553	7 - 1:38.538	
3 -	1:40.767		
4 -	1:38.648		
5 -	1:41.727		
16	John ROBERTS	Jaguar XK150	
1 -	2:35.681	6 - 1:33.554	11 - 1:33.644
2 -	1:40.553	7 - 1:33.603	
3 -	1:34.009	8 - 1:33.033	
4 -	1:33.236	9 - 1:34.276	
5 -	1:34.260	10 - 1:32.724	
20	Michael O'SHEA	Jaguar XK150S	
1 -	3:06.736	6 - 1:33.814	
2 -	1:53.917	7 - 1:35.216	
3 -	1:42.424	8 - 1:32.564	
4 -	1:36.725	9 - 1:32.512	
5 -	1:42.627	10 - 1:32.403	
23	Graham LOVE	Jaguar XK150	
1 -	3:12.625	6 - 1:35.986	
2 -	1:48.766	7 - 1:36.176	
3 -	1:37.364	8 - 1:34.540	
4 -	1:35.436	9 - 1:35.172	
5 -	1:39.373	10 - 1:35.438	

Car 47 - Transponder not working - Fix or YOU WILL BE IGNORED IN THE RACE
Weather / Track : Sunny / Dry

Snetterton
Circuit Length = 1.9520 miles.
Start: 09:25 End: 09:40

Vredestein JEC Jaguar XK Challenge QUALIFYING LAP ANALYSIS - RACE 2

(contd.)

24	Trevor GROOM	Jaguar XK140	
1 -	2:52.426	6 - 1:32.029	
2 -	1:42.539	7 - 1:29.471	
3 -	1:34.033	8 - 1:29.556	
4 -	1:42.951	9 - 1:30.608	
5 -	1:31.801	10 - 1:31.046	
30	Dick SKIPWORTH	Jaguar XK120	
1 -	2:38.162	6 - 1:35.724	11 - 1:34.157
2 -	1:42.159	7 - 1:35.466	
3 -	1:47.396	8 - 1:35.173	
4 -	1:39.767	9 - 1:33.730	
5 -	1:35.199	10 - 1:32.886	
31	Roger WOODBRIDGE	Jaguar XK120	
1 -	3:04.370	6 - 1:40.917	
2 -	1:52.102	7 - 1:45.865	
3 -	1:40.043	8 - 1:43.558	
4 -	1:40.073	9 - 1:43.173	
5 -	1:52.045	10 - 1:43.467	
32	John CHISHOLM	Jaguar XK120	
1 -	2:34.699	6 - 1:27.796	
2 -	1:36.655	7 - 1:28.175	
3 -	1:28.822	8 - 1:28.228	
4 -	1:29.426	9 - 1:27.401	
5 -	1:27.682		
33	Nigel WEBB	Jaguar XK120	
1 -	2:30.684	6 - 1:27.775	
2 -	1:36.483	7 - 1:28.989	
3 -	1:26.566	8 - 1:29.952	
4 -	1:44.349	9 - 1:28.860	
5 -	1:26.433		
35	Ray HIGGS	Jaguar XK140	
1 -	2:46.589	6 - 1:31.759	11 - 1:33.942
2 -	1:42.415	7 - 1:32.141	
3 -	1:39.916	8 - 1:34.651	
4 -	1:37.438	9 - 1:33.847	
5 -	1:32.882	10 - 1:33.377	
36	Nicholas WILKINS	Jaguar XK120	
1 -	3:08.209	6 - 1:35.478	
2 -	1:46.954	7 - 1:36.602	
3 -	1:37.447	8 - 1:35.912	
4 -	1:38.081	9 - 1:36.163	
5 -	1:35.987	10 - 1:36.535	

Car 47 - Transponder not working - Fix or YOU WILL BE IGNORED IN THE RACE
Weather / Track : Sunny / Dry

Snetterton
Circuit Length = 1.9520 miles.
Start: 09:25 End: 09:40

Vredestein JEC Jaguar XK Challenge

QUALIFYING LAP ANALYSIS - RACE 2

(contd.)

40	Claire KEITH-LUCAS	Jaguar XK150S
1 - 2:54.533	6 - 1:41.779	
2 - 1:54.151	7 - 1:40.342	
3 - 1:40.798	8 - 1:39.348	
4 - 1:40.820	9 - 1:37.939	
5 - 1:43.010	10 - 1:39.284	
45	John BURTON	Jaguar XK120
1 - 3:02.174	6 - 1:35.326	
2 - 1:53.136	7 - 1:36.077	
3 - 1:38.625	8 - 1:35.418	
4 - 1:37.410	9 - 1:34.741	
5 - 1:40.073		
47	Chris LUNN	Jaguar XK120
1 - 4:50.607	6 - 1:39.597	
2 - 1:42.856	7 - 1:39.459	
3 - 1:39.646	8 - 1:38.568	
4 - 1:41.877	9 - 1:38.990	
5 - 1:42.173		

Car 47 - Transponder not working - Fix or YOU WILL BE IGNORED IN THE RACE
Weather / Track : Sunny / Dry

**Vredestein JEC Jaguar XK Challenge
GRID - RACE 2 - AMENDED**

ROW 9	32	CHISHOLM	
ROW 8	47	1:38.568 LUNN	31 1:40.043 WOODBRIDGE
ROW 7	14	1:37.715 YOULE	40 1:37.939 KEITH-LUCAS
ROW 6	45	1:34.741 BURTON	36 1:35.478 WILKINS
ROW 5	30	1:32.886 SKIPWORTH	23 1:34.540 LOVE
ROW 4	2	1:32.643 KEITH-LUCAS	16 1:32.724 ROBERTS
ROW 3	35	1:31.759 HIGGS	20 1:32.403 O'SHEA
ROW 2	24	1:29.471 GROOM	7 1:30.200 ARCULUS
ROW 1	33	1:26.433 WEBB	12 1:29.414 BULL
POLE			

Car 32 - elected to start from Back of Grid

Weather / Track : Sunny / Dry

These results are provisional until the conclusion of any judicial and technical matters.

Snetterton

Circuit Length = 1.9520 miles.

Start: 09:25 End: 09:40

Clerk of Course

Timekeeper:

HSCC/FJHRA "Millers Oils" Historic Formula Junior QUALIFYING - RACE 3

POS	NO	CL	DRIVER	NAT	CAR	TIME	LAPS	GAP	MPH
1	51	C2	Michael HIBBERD		Lotus 27	1:20.338	12		87.47
2	84	C2	Mark WOODHOUSE		Lotus 20	1:21.473	12	1.135	86.25
3	79	C2	Andrew HIBBERD		Lotus 22	1:21.687	12	1.349	86.02
4	78	C2	Paul SMEETH		Lotus 22	1:24.621	12	4.283	83.04
5	12	A2	Stuart ROACH		Alexis Mk2	1:26.458	12	6.120	81.27
6	52	C2	John MONSON		Lotus 20	1:26.855	9	6.517	80.90
7	83	C2	Barry WESTMORELAND		Lotus 22	1:27.829	10	7.491	80.01
8	1	B	Kevin MUSSON		Lotus 18	1:28.488	11	8.150	79.41
9	97	C2	David BROWN		Brabham BT6	1:28.907	10	8.569	79.04
10	29	A2	William GRIMSHAW		Moorland Mk1	1:29.099	9	8.761	78.87
11	19		TBD			1:29.431	10	9.093	78.57
12	11	A2	David STEVENSON		Mallock U2	1:29.740	9	9.402	78.30
13	56	C1	Peter JACKSON		Cooper T56	1:30.290	11	9.952	77.82
14	34	B	Jeremy BOUCKLEY		Cooper Mk II	1:31.181	10	10.843	77.06
15	13	A2	Keith ROACH		Gemini Mk2	1:34.183	11	13.845	74.61
16	48	B	Paul HEWES		Lotus 18	1:34.566	11	14.228	74.31
17	76	B	Vernon WILLIAMSON		Ausper T3	1:37.530	10	17.192	72.05
18	32	B	Mark GREEN		Lotus 18	1:37.665	9	17.327	71.95
19	66	C2	Alexander MORTON		Ausper T3	1:37.768	10	17.430	71.87
20	42	B	Simon HAMILTON		Lotus 18	1:38.891	4	18.553	71.06
21	7	A2	Duncan RABAGLIATI		Alexis HF1	1:40.222	7	19.884	70.11
22	8	A2	Erica PILKINGTON		Gemini Mk2	1:40.716	9	20.378	69.77
23	26	A2	Roger DEXTER		Elva 100	1:42.121	10	21.783	68.81
24	85	C1	John CHISHOLM		Gemini Mk3A	6:36.000	1	5:15.662	17.74

Weather / Track : Sunny / Dry
 These results are provisional until the conclusion of any judicial and technical matters.

Snetterton
 Circuit Length = 1.9520 miles.
 Start: 09:50 End: 10:05

Clerk of Course	Timekeeper:
-----------------	-------------

HSCC/FJHRA "Millers Oils" Historic Formula Junior QUALIFYING LAP ANALYSIS - RACE 3

1	Kevin MUSSON	Lotus 18
1 -	6:27.947	6 - 1:29.729
2 -	1:47.070	7 - 1:29.807
3 -	1:34.412	8 - 1:30.342
4 -	1:33.962	9 - 1:31.827
5 -	1:32.449	10 - 1:28.819
		11 - 1:28.488
7	Duncan RABAGLIATI	Alexis HF1
1 -	6:30.171	6 - 1:41.978
2 -	1:54.417	7 - 1:43.113
3 -	1:45.998	
4 -	1:42.765	
5 -	1:40.222	
8	Erica PILKINGTON	Gemini Mk2
1 -	7:30.478	6 - 1:42.742
2 -	2:04.591	7 - 1:40.716
3 -	1:45.333	8 - 1:41.749
4 -	1:45.943	9 - 1:40.790
5 -	1:45.751	
11	David STEVENSON	Mallock U2
1 -	5:59.274	6 - 1:30.040
2 -	1:47.143	7 - 1:30.679
3 -	1:33.493	8 - 1:30.945
4 -	1:30.429	9 - 1:29.740
5 -	1:30.714	
12	Stuart ROACH	Alexis Mk2
1 -	5:57.699	6 - 1:27.539
2 -	1:43.875	7 - 1:26.458
3 -	1:30.888	8 - 1:27.914
4 -	1:29.232	9 - 1:29.131
5 -	1:27.997	10 - 1:27.114
		11 - 1:26.749
		12 - 1:29.679
13	Keith ROACH	Gemini Mk2
1 -	5:56.756	6 - 1:34.781
2 -	1:50.918	7 - 1:34.183
3 -	1:37.672	8 - 1:38.368
4 -	1:36.938	9 - 1:36.523
5 -	1:35.209	10 - 1:35.162
		11 - 1:34.743
19	TBD	
1 -	7:32.926	6 - 1:30.961
2 -	1:32.661	7 - 1:29.431
3 -	1:34.395	8 - 1:29.854
4 -	1:33.048	9 - 1:29.899
5 -	1:31.991	10 - 1:30.725

HSCC/FJHRA "Millers Oils" Historic Formula Junior QUALIFYING LAP ANALYSIS - RACE 3

(contd.)

26	Roger DEXTER	Elva 100
1 -	6:22.968	6 - 1:48.436
2 -	1:53.769	7 - 1:42.576
3 -	1:49.257	8 - 1:42.369
4 -	1:48.806	9 - 1:42.121
5 -	1:49.936	10 - 1:47.168
29	William GRIMSHAW	Moorland Mk1
1 -	5:54.569	6 - 1:32.156
2 -	1:47.938	7 - 1:29.714
3 -	1:34.815	8 - 1:29.099
4 -	1:32.419	9 - 1:29.752
5 -	1:32.569	
32	Mark GREEN	Lotus 18
1 -	8:02.977	6 - 1:39.870
2 -	1:49.869	7 - 1:38.141
3 -	1:41.936	8 - 1:37.732
4 -	1:40.641	9 - 1:37.665
5 -	1:39.042	
34	Jeremy BOUCKLEY	Cooper Mk II
1 -	7:59.579	6 - 1:33.320
2 -	1:37.153	7 - 1:32.206
3 -	1:37.325	8 - 1:36.294
4 -	1:34.305	9 - 1:31.181
5 -	1:33.842	10 - 1:31.391
42	Simon HAMILTON	Lotus 18
1 -	6:14.570	
2 -	1:45.745	
3 -	1:38.891	
4 -	1:44.015	
48	Paul HEWES	Lotus 18
1 -	6:31.960	6 - 1:36.063
2 -	1:44.065	7 - 1:36.450
3 -	1:36.983	8 - 1:34.566
4 -	1:36.322	9 - 1:35.326
5 -	1:35.720	10 - 1:35.061
11 -	1:55.448	
51	Michael HIBBERD	Lotus 27
1 -	6:17.508	6 - 1:23.968
2 -	1:35.980	7 - 1:22.007
3 -	1:29.362	8 - 1:23.196
4 -	1:25.346	9 - 1:20.338
5 -	1:24.581	10 - 1:21.041
		11 - 1:22.899
		12 - 1:20.536

HSCC/FJHRA "Millers Oils" Historic Formula Junior QUALIFYING LAP ANALYSIS - RACE 3

(contd.)

52	John MONSON	Lotus 20	
1 -	8:57.338	6 - 1:27.754	
2 -	1:51.883	7 - 1:27.179	
3 -	1:32.167	8 - 1:26.910	
4 -	1:31.635	9 - 1:26.855	
5 -	1:28.414		
56	Peter JACKSON	Cooper T56	
1 -	6:03.730	6 - 1:31.216	11 - 1:31.907
2 -	1:45.252	7 - 1:31.866	
3 -	1:46.707	8 - 1:32.489	
4 -	1:45.071	9 - 1:36.331	
5 -	1:30.290	10 - 1:30.935	
66	Alexander MORTON	Ausper T3	
1 -	5:53.291	6 - 1:43.813	
2 -	1:52.540	7 - 1:39.658	
3 -	1:49.588	8 - 1:37.768	
4 -	1:45.254	9 - 1:38.759	
5 -	1:41.398	10 - 1:41.675	
76	Vernon WILLIAMSON	Ausper T3	
1 -	6:41.862	6 - 1:40.572	
2 -	2:00.301	7 - 1:39.366	
3 -	1:50.872	8 - 1:42.503	
4 -	1:48.103	9 - 1:37.530	
5 -	1:44.462	10 - 1:38.973	
78	Paul SMEETH	Lotus 22	
1 -	6:00.620	6 - 1:27.654	11 - 1:27.464
2 -	1:44.425	7 - 1:28.836	12 - 1:25.521
3 -	1:30.615	8 - 1:24.931	
4 -	1:27.359	9 - 1:24.621	
5 -	1:36.828	10 - 1:25.099	
79	Andrew HIBBERD	Lotus 22	
1 -	6:07.519	6 - 1:23.934	11 - 1:22.886
2 -	1:36.665	7 - 1:23.029	12 - 1:21.687
3 -	1:29.878	8 - 1:23.627	
4 -	1:24.696	9 - 1:22.451	
5 -	1:24.440	10 - 1:26.483	
83	Barry WESTMORELAND	Lotus 22	
1 -	6:16.297	6 - 1:29.784	
2 -	1:42.707	7 - 1:27.829	
3 -	1:35.199	8 - 1:32.547	
4 -	1:29.108	9 - 3:55.576	
5 -	1:28.702	10 - 1:42.059	

HSCC/FJHRA "Millers Oils" Historic Formula Junior QUALIFYING LAP ANALYSIS - RACE 3


(contd.)

84	Mark WOODHOUSE	Lotus 20
1 - 5:55.423	6 - 1:21.738	11 - 1:21.473
2 - 1:40.701	7 - 1:22.855	12 - 1:21.640
3 - 1:26.981	8 - 1:21.699	
4 - 1:25.357	9 - 1:23.081	
5 - 1:22.395	10 - 1:22.859	
85	John CHISHOLM	Gemini Mk3A
1 - 6:36.000		
97	David BROWN	Brabham BT6
1 - 5:48.791	6 - 1:36.558	
2 - 1:39.732	7 - 1:41.337	
3 - 1:34.837	8 - 3:32.574	
4 - 1:34.300	9 - 1:40.429	
5 - 1:31.677	10 - 1:28.907	

HSCC/FJHRA "Millers Oils" Historic Formula Junior

GRID - RACE 3

ROW 12	1:42.121 26 DEXTER	6:36.000 85 CHISHOLM
ROW 11	1:40.222 7 RABAGLIATI	1:40.716 8 PILKINGTON
ROW 10	1:37.768 66 MORTON	1:38.891 42 HAMILTON
ROW 9	1:37.530 76 WILLIAMSON	1:37.665 32 GREEN
ROW 8	1:34.183 13 ROACH	1:34.566 48 HEWES
ROW 7	1:30.290 56 JACKSON	1:31.181 34 BOUCKLEY
ROW 6	1:29.431 19 TBD	1:29.740 11 STEVENSON
ROW 5	1:28.907 97 BROWN	1:29.099 29 GRIMSHAW
ROW 4	1:27.829 83 WESTMORELAND	1:28.488 1 MUSSON
ROW 3	1:26.458 12 ROACH	1:26.855 52 MONSON
ROW 2	1:21.687 79 HIBBERD	1:24.621 78 SMEETH
ROW 1	1:20.338 51 HIBBERD	1:21.473 84 WOODHOUSE
POLE		



Weather / Track : Sunny / Dry
 These results are provisional until the conclusion of any judicial and technical matters.

Snetterton
 Circuit Length = 1.9520 miles.
 Start: 09:50 End: 10:05

Clerk of Course	Timekeeper:
-----------------	-------------

HSCC 70s Road Sports QUALIFYING - RACE 4

POS	NO	CL	DRIVER	NAT	CAR	TIME	LAPS	GAP	MPH
1	9	B	Julian BARTER		TVR 3000M	1:25.724	11		81.97
2	46	B	Jim BAYNAM		TVR Tuscan	1:26.095	11	0.371	81.62
3	4	A	Robin GRAY		Pontiac Firebird	1:26.160	11	0.436	81.56
4	3	A	Paul CONWAY		Morgan Plus 8	1:26.239	9	0.515	81.48
5	85	B	Tony ELLIS		Mazda RX7	1:26.540	9	0.816	81.20
6	24	B	Charles BARTER		Datsun 240Z	1:26.569	11	0.845	81.17
7	54	C	Chris HOLLAND		Lotus 7 S4	1:26.584	11	0.860	81.16
8	64	A	Paul ANDERSON		Porsche 928	1:27.008	11	1.284	80.76
9	29	A	Phil BRIGGS		Porsche 928	1:27.175	11	1.451	80.61
10	11	C	Rory STOCKBRIDGE		Lotus Europa	1:27.221	11	1.497	80.56
11	15	A	Philip MCKELVEY		Morgan Plus 8	1:27.319	11	1.595	80.47
12	41	C	Bill BRAITHWAITE		Lotus Elan	1:28.849	9	3.125	79.09
13	43	C	Howard BENTHAM		Lotus Europa	1:28.925	7	3.201	79.02
14	31	A	Mark BENNETT		MGB GTV8	1:30.960	8	5.236	77.25
15	39	D2	Jonathan HARTOP		Alfa Romeo 2000 GTV	1:32.483	9	6.759	75.98
16	1	D1	John THOMASON		Triumph Spitfire	1:32.492	10	6.768	75.97
17	89	A	Ralph HARWOOD-PENN		MGB GTV8	1:33.947	7	8.223	74.80
18	86	B	Christina TOTTY		TVR 3000M	1:34.029	11	8.305	74.73
19	65	D2	Steve COOKE		Triumph GT6 Mk3	1:34.143	11	8.419	74.64
20	75	D2	James NAIRN		Alfa Romeo 2000 GTV	1:34.361	10	8.637	74.47
21	23	D2	William MORTON		Alfa Romeo 2000 GTV	1:35.057	7	9.333	73.92
22	59	E	Tim LAI		MG Midget	1:37.217	10	11.493	72.28
23	66	E	Louise KENNEDY		Lancia Fulvia Sport	1:37.289	10	11.565	72.23
24	63	D1	Jeremy ANSTEAD		Fiat X19	1:37.573	5	11.849	72.02
25	47	B	Paul ASLETT		Porsche 911E	1:37.784	10	12.060	71.86
26	10	D1	Nigel ASHLEY		Alfa Romeo GTJunior	1:38.283	10	12.559	71.50
27	52	D2	Graham HALL		Alfa Romeo 2000 GTV	1:38.550	10	12.826	71.30
28	76	D2	David ERWIN		Alfa Romeo 2000 GTV	1:39.138	10	13.414	70.88
29	69	D2	Elizabeth HEAD		MGB	1:39.238	10	13.514	70.81

Car 39 - Transponder not working - FIX OR YOU WILL BE IGNORED IN THE RACE

Weather / Track : Sunny / Dry

These results are provisional until the conclusion of any judicial and technical matters.

Snetterton

Circuit Length = 1.9520 miles.

Start: 10:23 End: 10:38

Clerk of Course	Timekeeper:
-----------------	-------------

HSCC 70s Road Sports QUALIFYING LAP ANALYSIS - RACE 4

1	John THOMASON	Triumph Spitfire
1 - X:00.000	6 - 1:40.799	
2 - 1:54.499	7 - 1:41.065	
3 - 1:50.410	8 - 1:33.392	
4 - 1:47.177	9 - 1:32.492	
5 - 1:47.879	10 - 1:33.892	
3	Paul CONWAY	Morgan Plus 8
1 - X:00.000	6 - 1:26.612	
2 - 1:50.243	7 - 1:26.239	
3 - 1:32.319	8 - 1:33.665	
4 - 1:26.248	9 - 1:38.775	
5 - 1:28.208		
4	Robin GRAY	Pontiac Firebird
1 - X:00.000	6 - 1:26.160	11 - 1:35.616
2 - 1:40.599	7 - 1:30.590	
3 - 1:33.470	8 - 1:28.844	
4 - 1:28.147	9 - 1:28.603	
5 - 1:26.887	10 - 1:33.551	
9	Julian BARTER	TVR 3000M
1 - X:00.000	6 - 1:26.712	11 - 1:25.724
2 - 1:43.137	7 - 1:25.726	
3 - 1:31.035	8 - 1:26.870	
4 - 1:29.232	9 - 1:27.615	
5 - 1:27.499	10 - 1:26.329	
10	Nigel ASHLEY	Alfa Romeo GTJunior
1 - X:00.000	6 - 1:38.474	
2 - 1:56.873	7 - 1:38.473	
3 - 1:44.394	8 - 1:39.469	
4 - 1:41.547	9 - 1:38.283	
5 - 1:38.771	10 - 1:38.397	
11	Rory STOCKBRIDGE	Lotus Europa
1 - X:00.000	6 - 1:27.580	11 - 1:28.841
2 - 1:40.713	7 - 1:27.993	
3 - 1:32.071	8 - 1:27.221	
4 - 1:27.879	9 - 1:31.597	
5 - 1:29.019	10 - 1:35.134	
15	Philip MCKELVEY	Morgan Plus 8
1 - X:00.000	6 - 1:27.319	11 - 1:29.536
2 - 1:41.230	7 - 1:28.293	
3 - 1:28.925	8 - 1:28.181	
4 - 1:28.381	9 - 1:29.358	
5 - 1:27.683	10 - 1:28.373	

Car 39 - Transponder not working - FIX OR YOU WILL BE IGNORED IN THE RACE
Weather / Track : Sunny / Dry

Snetterton
Circuit Length = 1.9520 miles.
Start: 10:23 End: 10:38

HSCC 70s Road Sports QUALIFYING LAP ANALYSIS - RACE 4

(contd.)

23	William MORTON	Alfa Romeo 2000 GTV
1 - X:00.000	6 - 1:35.057	
2 - 1:52.451	7 - 1:36.078	
3 - 1:36.931		
4 - 1:35.276		
5 - 1:36.902		
24	Charles BARTER	Datsun 240Z
1 - X:00.000	6 - 1:27.332	11 - 1:26.569
2 - 1:42.490	7 - 1:26.845	
3 - 1:28.191	8 - 1:28.817	
4 - 1:27.769	9 - 1:28.066	
5 - 1:26.654	10 - 1:28.786	
29	Phil BRIGGS	Porsche 928
1 - X:00.000	6 - 1:28.914	11 - 1:28.361
2 - 1:39.491	7 - 1:27.175	
3 - 1:28.913	8 - 1:29.586	
4 - 1:28.083	9 - 1:31.766	
5 - 1:27.961	10 - 1:30.760	
31	Mark BENNETT	MGB GTV8
1 - X:00.000	6 - 1:31.947	
2 - 1:42.635	7 - 1:30.960	
3 - 1:40.651	8 - 1:38.735	
4 - 1:33.091		
5 - 1:31.972		
39	Jonathan HARTOP	Alfa Romeo 2000 GTV
1 - X:00.000	6 - 1:32.483	
2 - 1:33.240	7 - 1:40.728	
3 - 1:39.328	8 - 1:37.525	
4 - 1:33.466	9 - 1:33.169	
5 - 1:32.857		
41	Bill BRAITHWAITE	Lotus Elan
1 - X:00.000	6 - 1:28.849	
2 - 1:37.674	7 - 1:44.120	
3 - 1:30.143	8 - 1:33.349	
4 - 1:30.537	9 - 1:29.825	
5 - 1:30.960		
43	Howard BENTHAM	Lotus Europa
1 - X:00.000	6 - 1:30.174	
2 - 3:01.926	7 - 2:39.989	
3 - 1:31.095		
4 - 1:28.925		
5 - 1:29.421		

Car 39 - Transponder not working - FIX OR YOU WILL BE IGNORED IN THE RACE
Weather / Track : Sunny / Dry

Snetterton
Circuit Length = 1.9520 miles.
Start: 10:23 End: 10:38

HSCC 70s Road Sports

QUALIFYING LAP ANALYSIS - RACE 4

(contd.)

46	Jim BAYNAM	TVR Tuscan
1 - X:00.000	6 - 1:27.969	11 - 1:26.095
2 - 1:40.590	7 - 1:27.310	
3 - 1:30.858	8 - 1:26.538	
4 - 1:28.504	9 - 1:28.172	
5 - 1:27.491	10 - 1:27.245	
47	Paul ASLETT	Porsche 911E
1 - X:00.000	6 - 1:39.289	
2 - 1:48.061	7 - 1:39.436	
3 - 1:41.028	8 - 1:39.827	
4 - 1:38.231	9 - 1:37.784	
5 - 1:55.382	10 - 1:37.921	
52	Graham HALL	Alfa Romeo 2000 GTV
1 - X:00.000	6 - 1:38.550	
2 - 1:51.948	7 - 1:39.106	
3 - 1:40.885	8 - 1:43.758	
4 - 1:41.239	9 - 1:43.746	
5 - 1:39.897	10 - 1:38.771	
54	Chris HOLLAND	Lotus 7 S4
1 - X:00.000	6 - 1:28.229	11 - 1:28.291
2 - 1:37.878	7 - 1:26.584	
3 - 1:29.965	8 - 1:26.858	
4 - 1:28.563	9 - 1:29.072	
5 - 1:27.858	10 - 1:27.124	
59	Tim LAI	MG Midget
1 - X:00.000	6 - 1:38.307	
2 - 1:50.462	7 - 1:38.017	
3 - 1:42.910	8 - 1:38.506	
4 - 1:42.071	9 - 1:39.872	
5 - 1:40.924	10 - 1:37.217	
63	Jeremy ANSTEAD	Fiat X19
1 - X:00.000		
2 - 1:50.416		
3 - 1:43.075		
4 - 1:43.468		
5 - 1:37.573		
64	Paul ANDERSON	Porsche 928
1 - X:00.000	6 - 1:27.008	11 - 1:27.956
2 - 1:37.060	7 - 1:27.589	
3 - 1:28.611	8 - 1:27.281	
4 - 1:27.201	9 - 1:29.589	
5 - 1:29.105	10 - 1:30.724	

Car 39 - Transponder not working - FIX OR YOU WILL BE IGNORED IN THE RACE
Weather / Track : Sunny / Dry

Snetterton
Circuit Length = 1.9520 miles.
Start: 10:23 End: 10:38

HSCC 70s Road Sports

QUALIFYING LAP ANALYSIS - RACE 4

(contd.)

65	Steve COOKE	Triumph GT6 Mk3
1 - X:00.000	6 - 1:37.309	11 - 1:34.955
2 - 1:49.675	7 - 1:35.724	
3 - 1:37.489	8 - 1:34.143	
4 - 1:38.103	9 - 1:35.136	
5 - 1:37.130	10 - 1:34.528	
66	Louise KENNEDY	Lancia Fulvia Sport
1 - X:00.000	6 - 1:37.289	
2 - 1:49.401	7 - 1:37.920	
3 - 1:38.159	8 - 2:51.029	
4 - 1:40.575	9 - 1:41.937	
5 - 1:38.417	10 - 1:37.697	
69	Elizabeth HEAD	MGB
1 - X:00.000	6 - 1:39.238	
2 - 1:50.719	7 - 1:39.547	
3 - 1:44.517	8 - 1:41.034	
4 - 1:42.753	9 - 1:40.715	
5 - 1:42.189	10 - 1:43.452	
75	James NAIRN	Alfa Romeo 2000 GTV
1 - X:00.000	6 - 1:36.014	
2 - 1:55.969	7 - 1:35.930	
3 - 1:40.291	8 - 1:36.353	
4 - 1:36.593	9 - 1:37.136	
5 - 1:36.540	10 - 1:34.361	
76	David ERWIN	Alfa Romeo 2000 GTV
1 - X:00.000	6 - 1:40.073	
2 - 1:57.624	7 - 1:39.542	
3 - 1:45.855	8 - 1:40.861	
4 - 1:44.586	9 - 1:39.138	
5 - 1:43.482	10 - 1:42.049	
85	Tony ELLIS	Mazda RX7
1 - X:00.000	6 - 1:26.540	
2 - 1:41.282	7 - 1:26.893	
3 - 1:29.570	8 - 1:29.136	
4 - 1:28.425	9 - 1:29.497	
5 - 1:26.703		
86	Christina TOTTY	TVR 3000M
1 - X:00.000	6 - 1:37.080	11 - 1:37.726
2 - 1:48.201	7 - 1:35.911	
3 - 1:37.032	8 - 1:34.029	
4 - 1:36.484	9 - 1:35.406	
5 - 1:36.593	10 - 1:34.504	

Car 39 - Transponder not working - FIX OR YOU WILL BE IGNORED IN THE RACE
Weather / Track : Sunny / Dry

Snetterton
Circuit Length = 1.9520 miles.
Start: 10:23 End: 10:38

**HSCC 70s Road Sports
QUALIFYING LAP ANALYSIS - RACE 4**

(contd.)

89	Ralph HARWOOD-PENN	MGB GTV8
1 - X:00.000	6 - 1:33.947	
2 - 1:49.574	7 - 1:33.969	
3 - 1:43.690		
4 - 1:35.112		
5 - 1:35.587		

Car 39 - Transponder not working - FIX OR YOU WILL BE IGNORED IN THE RACE
Weather / Track : Sunny / Dry

HSCC 70s Road Sports

GRID - RACE 4

ROW 15	1:39.238	69	HEAD	
ROW 14	1:38.550	52	HALL	76 ERWIN 1:39.138
ROW 13	1:37.784	47	ASLETT	10 ASHLEY 1:38.283
ROW 12	1:37.289	66	KENNEDY	63 ANSTEAD 1:37.573
ROW 11	1:35.057	23	MORTON	59 LAI 1:37.217
ROW 10	1:34.143	65	COOKE	75 NAIRN 1:34.361
ROW 9	1:33.947	89	HARWOOD-PENN	86 TOTTY 1:34.029
ROW 8	1:32.483	39	HARTOP	1 THOMASON 1:32.492
ROW 7	1:28.925	43	BENTHAM	31 BENNETT 1:30.960
ROW 6	1:27.319	15	MCKELVEY	41 BRAITHWAITE 1:28.849
ROW 5	1:27.175	29	BRIGGS	11 STOCKBRIDGE 1:27.221
ROW 4	1:26.584	54	HOLLAND	64 ANDERSON 1:27.008
ROW 3	1:26.540	85	ELLIS	24 BARTER 1:26.569
ROW 2	1:26.160	4	GRAY	3 CONWAY 1:26.239
ROW 1	1:25.724	9	BARTER	46 BAYNAM 1:26.095

POLE

Car 39 - Transponder not working - FIX OR YOU WILL BE IGNORED IN THE RACE

Weather / Track : Sunny / Dry

These results are provisional until the conclusion of any judicial and technical matters.

Snetterton

Circuit Length = 1.9520 miles.

Start: 10:23 End: 10:38

Clerk of Course	Timekeeper:
-----------------	-------------

HSCC "Duo" Derek Bell Trophy supported by Motor Sport

QUALIFYING - RACE 5

POS	NO	CL	DRIVER	NAT	CAR	TIME	LAPS	GAP	MPH
1	1	A	Frank LYONS		Lola T330	1:07.177	18		104.60
2	70	A	James DENTY		Lotus 70	1:07.667	18	0.490	103.85
3	48	B	Stuart TILLEY		Modus M1	1:10.908	12	3.731	99.10
4	54	B	Mark DWYER		March 742	1:11.840	10	4.663	97.81
5	52	A	John MONSON		Chevron B28	1:13.075	8	5.898	96.16
6	5	A	Steve WARD		Lola T330	1:13.320	13	6.143	95.84
7	92	B	Mark GRIFFITHS		Surtees TS15	1:13.583	15	6.406	95.50
8	77	B	Paul DRAYSON		March 712	1:15.398	16	8.221	93.20
9	82	C	Ian RIMMER		March 76B	1:18.130	11	10.953	89.94
10	74	A	Judy LYONS		Gurney Eagle	1:33.755	9	26.578	74.95

Car 52 - Transponder not working - Fix or YOU WILL BE IGNORED IN THE RACE

Weather / Track : Sunny / Dry

These results are provisional until the conclusion of any judicial and technical matters.

Snetterton

Circuit Length = 1.9520 miles.

Start: 10:48 End: 11:08

Clerk of Course	Timekeeper:
-----------------	-------------

HSCC "Duo" Derek Bell Trophy supported by Motor Sport QUALIFYING LAP ANALYSIS - RACE 5

1	Frank LYONS	Lola T330					
1 -	7:48.615	6 -	1:09.757	11 -	1:09.251	16 -	1:07.769
2 -	1:21.534	7 -	1:11.070	12 -	1:07.177	17 -	1:08.746
3 -	1:09.546	8 -	1:08.049	13 -	1:07.906	18 -	1:09.724
4 -	1:11.563	9 -	1:07.465	14 -	1:09.708		
5 -	1:09.549	10 -	1:18.044	15 -	1:10.380		
5	Steve WARD	Lola T330					
1 -	7:55.028	6 -	1:13.320	11 -	1:22.274		
2 -	1:33.462	7 -	1:13.715	12 -	1:14.078		
3 -	1:19.376	8 -	2:06.478	13 -	1:15.669		
4 -	1:15.727	9 -	1:15.034				
5 -	1:15.358	10 -	2:39.380				
48	Stuart TILLEY	Modus M1					
1 -	8:02.001	6 -	1:10.908	11 -	1:14.351		
2 -	1:24.990	7 -	1:13.248	12 -	1:11.255		
3 -	1:13.026	8 -	1:13.581				
4 -	1:11.913	9 -	1:13.489				
5 -	1:11.360	10 -	1:14.281				
52	John MONSON	Chevron B28					
1 -	9:57.473	6 -	1:15.085				
2 -	1:33.785	7 -	1:15.174				
3 -	1:23.140	8 -	1:13.075				
4 -	1:17.005						
5 -	1:15.213						
54	Mark DWYER	March 742					
1 -	9:31.981	6 -	1:19.739				
2 -	1:16.904	7 -	1:13.283				
3 -	1:11.840	8 -	4:23.291				
4 -	1:12.817	9 -	1:19.331				
5 -	2:44.150	10 -	1:13.093				
70	James DENTY	Lotus 70					
1 -	9:25.276	6 -	1:08.735	11 -	1:07.776	16 -	1:07.940
2 -	1:10.900	7 -	1:08.007	12 -	1:07.790	17 -	1:07.667
3 -	1:08.889	8 -	1:08.998	13 -	1:08.528	18 -	1:07.702
4 -	1:08.965	9 -	1:08.675	14 -	1:11.156		
5 -	1:08.504	10 -	1:08.390	15 -	1:08.476		
74	Judy LYONS	Gurney Eagle					
1 -	7:56.805	6 -	1:38.029				
2 -	1:56.213	7 -	1:37.933				
3 -	1:47.225	8 -	1:33.755				
4 -	1:43.245	9 -	1:34.249				
5 -	1:39.678						

Car 52 - Transponder not working - Fix or YOU WILL BE IGNORED IN THE RACE
Weather / Track : Sunny / Dry

Snetterton
Circuit Length = 1.9520 miles.
Start: 10:48 End: 11:08

HSCC "Duo" Derek Bell Trophy supported by Motor Sport QUALIFYING LAP ANALYSIS - RACE 5


(contd.)

77	Paul DRAYSON	March 712			
1 -	8:28.455	6 -	1:15.500	11 -	1:18.988
2 -	1:36.355	7 -	1:16.341	12 -	1:17.395
3 -	1:22.738	8 -	1:16.439	13 -	1:20.259
4 -	1:16.817	9 -	1:15.398	14 -	1:18.146
5 -	1:15.890	10 -	1:24.763	15 -	1:22.401
82	Ian RIMMER	March 76B			
1 -	8:29.311	6 -	1:19.270	11 -	1:18.130
2 -	1:31.594	7 -	1:18.651		
3 -	1:21.083	8 -	1:19.470		
4 -	1:19.183	9 -	1:19.608		
5 -	1:18.711	10 -	1:19.020		
92	Mark GRIFFITHS	Surtees TS15			
1 -	9:24.192	6 -	1:14.137	11 -	1:14.312
2 -	1:18.107	7 -	1:14.237	12 -	1:16.594
3 -	1:14.153	8 -	1:14.148	13 -	1:14.584
4 -	1:15.042	9 -	1:13.982	14 -	1:17.252
5 -	1:13.583	10 -	1:13.849	15 -	1:29.276

**HSCC "Duo" Derek Bell Trophy supported by Motor Sport
GRID - RACE 5**

ROW 5	1:18.130 82 RIMMER	1:33.755 74 LYONS
ROW 4	1:13.583 92 GRIFFITHS	1:15.398 77 DRAYSON
ROW 3	1:13.075 52 MONSON	1:13.320 5 WARD
ROW 2	1:10.908 48 TILLEY	1:11.840 54 DWYER
ROW 1	1:07.177 1 LYONS	1:07.667 70 DENTY

POLE



Car 52 - Transponder not working - Fix or YOU WILL BE IGNORED IN THE RACE
Weather / Track : Sunny / Dry
These results are provisional until the conclusion of any judicial and technical matters.

Snetterton
 Circuit Length = 1.9520 miles.
 Start: 10:48 End: 11:08

Clerk of Course		Timekeeper:
-----------------	--	-------------

HSCC Classic Sports Car Championship supported by Dunlop Tyres

QUALIFYING - RACE 8

POS	NO	CL	DRIVER	NAT	CAR	TIME	LAPS	GAP	MPH
1	29	SRD	Paul DRAYSON		Chevron B8	1:18.664	15		89.33
2	6	SRD	THOMPSON/MCCLURG		Chevron B6	1:20.088	14	1.424	87.74
3	2	SRD	Stuart TIZZARD		Lenham Spider	1:20.865	15	2.201	86.90
4	76	G12	JENKINSON/YOUNG		Jaguar E-Type	1:21.783	15	3.119	85.92
5	88	G4	Stephen MINOPRIO		Marcos 1800GT	1:21.899	15	3.235	85.80
6	30	SRD	Jim CHAPMAN		Ginetta G16	1:22.015	13	3.351	85.68
7	4	SRD	BECKETT/MCCARTHY		Nerus Silhouette	1:22.472	13	3.808	85.20
8	11	SRB	Andy SHEPHERD		Lotus 23C	1:22.502	11	3.838	85.17
9	16	G4	Phillip NELSON		Marcos 1800GT	1:22.730	15	4.066	84.94
10	70	G12	ELY/DODD		Jaguar E-Type	1:23.064	14	4.400	84.60
11	65	G4	Peter THOMPSON		Marcos 1800GT	1:23.764	15	5.100	83.89
12	9	SRB	Andrew WILLIS		Brabham BT5	1:24.122	15	5.458	83.53
13	57	SRB	WILSON/CHAMBERS		Elva Mk7	1:24.656	13	5.992	83.00
14	58	G12	SALVAGE/WYNDHAM		Jaguar E-Type	1:24.859	14	6.195	82.81
15	5	G12	Michael MOORE		Jaguar E-Type	1:25.095	7	6.431	82.58
16	26	SRB	HIBBERD/HIBBERD		Lotus 23B	1:25.299	14	6.635	82.38
17	55	G12	CASTALDINI/CASTALDIN		Jaguar E-Type	1:29.069	11	10.405	78.89
18	22	G3	FITZGERALD/COX		Lotus Elan	1:29.669	13	11.005	78.36
19	92	G2	Michael HARDING		Tatty Turner	1:30.695	12	12.031	77.48
20	96	G6	GRAINGER/JEFCOATE		Porsche 911	1:33.570	13	14.906	75.10
21	54	G1	FARRALL/AYLETT		GSM DELTA	1:37.188	12	18.524	72.30

Cars 5 & 92 - Transponders not working - Fix or YOU WILL BE IGNORED IN THE RACE
Weather / Track : Sunny / Dry
These results are provisional until the conclusion of any judicial and technical matters.

Snetterton
Circuit Length = 1.9520 miles.
Start: 11:19 End: 11:39

Clerk of Course	Timekeeper:
-----------------	-------------

HSCC Classic Sports Car Championship supported by Dunlop Tyres

QUALIFYING LAP ANALYSIS - RACE 8

2	Stuart TIZZARD	Lenham Spider			
1 -	8:02.094	6 -	1:24.038	11 -	1:21.098
2 -	1:43.287	7 -	1:22.832	12 -	1:21.346
3 -	1:35.754	8 -	1:23.043	13 -	1:21.239
4 -	1:26.982	9 -	1:21.980	14 -	1:20.865
5 -	1:22.495	10 -	1:22.317	15 -	1:21.470
4	BECKETT/MCCARTHY	Nerus Silhouette			
1 -	8:51.805	6 -	2:42.328	11 -	1:23.909
2 -	1:26.314	7 -	1:34.674	12 -	1:35.680
3 -	1:27.281	8 -	1:22.945	13 -	1:25.143
4 -	1:24.224	9 -	1:27.373		
5 -	1:22.472	10 -	1:25.223		
5	Michael MOORE	Jaguar E-Type			
1 -	9:12.195	6 -	1:25.764		
2 -	1:28.659	7 -	1:25.095		
3 -	1:26.976				
4 -	1:26.395				
5 -	1:25.548				
6	THOMPSON/MCCLURG	Chevron B6			
1 -	7:42.449	6 -	1:30.790	11 -	1:21.281
2 -	1:46.007	7 -	1:30.339	12 -	1:22.192
3 -	1:35.474	8 -	2:46.779	13 -	1:20.261
4 -	1:32.746	9 -	1:30.797	14 -	1:20.088
5 -	1:31.837	10 -	1:24.677		
9	Andrew WILLIS	Brabham BT5			
1 -	7:09.513	6 -	1:29.030	11 -	1:24.743
2 -	1:42.117	7 -	1:29.372	12 -	1:27.996
3 -	1:33.841	8 -	1:34.257	13 -	1:26.339
4 -	1:30.281	9 -	1:25.679	14 -	1:24.122
5 -	1:31.231	10 -	1:25.642	15 -	1:27.101
11	Andy SHEPHERD	Lotus 23C			
1 -	6:58.970	6 -	1:25.239	11 -	1:56.124
2 -	1:34.493	7 -	1:24.751		
3 -	1:25.021	8 -	1:23.105		
4 -	1:27.313	9 -	1:22.502		
5 -	1:24.941	10 -	7:19.087		
16	Phillip NELSON	Marcos 1800GT			
1 -	7:07.199	6 -	1:24.696	11 -	2:05.289
2 -	1:33.792	7 -	1:23.690	12 -	1:36.732
3 -	1:25.108	8 -	1:24.465	13 -	1:23.538
4 -	1:24.250	9 -	1:24.184	14 -	1:23.021
5 -	1:23.697	10 -	1:22.730	15 -	1:25.174

Cars 5 & 92 - Transponders not working - Fix or YOU WILL BE IGNORED IN THE RACE
Weather / Track : Sunny / Dry

Snetterton
Circuit Length = 1.9520 miles.
Start: 11:19 End: 11:39

HSCC Classic Sports Car Championship supported by Dunlop Tyres

QUALIFYING LAP ANALYSIS - RACE 8

(contd.)

22	FITZGERALD/COX	Lotus Elan
1 - 7:52.109	6 - 1:29.784	11 - 1:30.303
2 - 1:43.772	7 - 3:15.544	12 - 1:31.799
3 - 1:29.669	8 - 1:34.585	13 - 1:30.308
4 - 1:29.987	9 - 1:30.533	
5 - 1:32.156	10 - 1:32.674	
26	HIBBERD/HIBBERD	Lotus 23B
1 - 7:10.869	6 - 1:25.459	11 - 1:27.396
2 - 1:34.494	7 - 1:25.590	12 - 1:28.237
3 - 1:26.185	8 - 1:25.374	13 - 1:26.241
4 - 1:25.299	9 - 2:47.321	14 - 1:25.304
5 - 1:25.311	10 - 1:35.266	
29	Paul DRAYSON	Chevron B8
1 - 7:55.340	6 - 1:19.972	11 - 1:21.140
2 - 1:34.570	7 - 1:23.745	12 - 1:19.636
3 - 1:25.752	8 - 1:19.988	13 - 1:22.515
4 - 1:26.758	9 - 1:18.664	14 - 1:19.587
5 - 1:20.763	10 - 1:23.947	15 - 1:19.544
30	Jim CHAPMAN	Ginetta G16
1 - 7:57.976	6 - 1:34.787	11 - 1:22.899
2 - 1:39.637	7 - 1:30.105	12 - 1:22.032
3 - 1:31.704	8 - 2:15.683	13 - 1:24.583
4 - 1:28.035	9 - 1:27.624	
5 - 1:28.961	10 - 1:22.015	
54	FARRALL/AYLETT	GSM DELTA
1 - 7:30.285	6 - 1:37.188	11 - 1:39.778
2 - 1:53.473	7 - 3:36.045	12 - 1:37.516
3 - 1:39.367	8 - 1:51.020	
4 - 1:38.939	9 - 1:40.457	
5 - 1:37.627	10 - 1:38.734	
55	CASTALDINI/CASTALDIN	Jaguar E-Type
1 - 7:40.293	6 - 2:55.604	11 - 1:29.602
2 - 1:42.397	7 - 1:40.281	
3 - 1:31.522	8 - 1:31.425	
4 - 1:31.394	9 - 1:30.737	
5 - 1:31.508	10 - 1:29.069	
57	WILSON/CHAMBERS	Elva Mk7
1 - 9:11.548	6 - 1:28.034	11 - 1:25.104
2 - 1:30.662	7 - 2:41.447	12 - 1:25.657
3 - 1:27.738	8 - 1:34.581	13 - 1:28.461
4 - 1:26.027	9 - 1:24.656	
5 - 1:25.885	10 - 1:27.152	

HSCC Classic Sports Car Championship supported by Dunlop Tyres

QUALIFYING LAP ANALYSIS - RACE 8

(contd.)

58	SALVAGE/WYNDHAM	Jaguar E-Type
1 - 7:01.457	6 - 2:51.745	11 - 1:26.695
2 - 1:41.347	7 - 1:36.047	12 - 1:24.859
3 - 1:32.535	8 - 1:27.156	13 - 1:26.979
4 - 1:31.206	9 - 1:26.471	14 - 1:25.421
5 - 1:29.262	10 - 1:25.660	
65	Peter THOMPSON	Marcos 1800GT
1 - 7:32.825	6 - 1:27.587	11 - 1:24.784
2 - 1:36.562	7 - 1:25.823	12 - 1:24.980
3 - 1:29.254	8 - 1:26.011	13 - 1:23.764
4 - 1:27.785	9 - 1:25.573	14 - 1:24.922
5 - 1:27.439	10 - 1:24.608	15 - 1:26.633
70	ELY/DODD	Jaguar E-Type
1 - 7:15.749	6 - 1:23.064	11 - 1:26.906
2 - 1:30.901	7 - 1:23.375	12 - 1:25.531
3 - 1:25.236	8 - 3:06.219	13 - 1:25.970
4 - 1:23.721	9 - 1:32.321	14 - 1:25.292
5 - 1:23.132	10 - 1:26.782	
76	JENKINSON/YOUNG	Jaguar E-Type
1 - 6:59.796	6 - 1:23.862	11 - 1:22.304
2 - 1:30.543	7 - 2:26.283	12 - 1:22.872
3 - 1:23.017	8 - 1:29.083	13 - 1:21.783
4 - 1:22.610	9 - 1:22.504	14 - 1:22.126
5 - 1:22.283	10 - 1:22.027	15 - 1:22.672
88	Stephen MINOPRIO	Marcos 1800GT
1 - 7:38.183	6 - 1:22.856	11 - 1:22.012
2 - 1:45.704	7 - 1:23.256	12 - 1:22.367
3 - 1:30.981	8 - 1:22.226	13 - 1:21.899
4 - 1:25.860	9 - 1:22.218	14 - 1:22.262
5 - 1:22.137	10 - 1:23.527	15 - 1:23.613
92	Michael HARDING	Tatty Turner
1 - 9:36.105	6 - 1:32.981	11 - 1:30.741
2 - 1:37.474	7 - 1:32.307	12 - 1:30.695
3 - 1:35.286	8 - 1:31.170	
4 - 3:06.482	9 - 1:32.096	
5 - 1:34.182	10 - 1:31.285	
96	GRAINGER/JEFCOATE	Porsche 911
1 - 7:24.914	6 - 1:39.066	11 - 1:33.570
2 - 1:44.778	7 - 2:59.165	12 - 1:33.853
3 - 1:38.494	8 - 1:43.477	13 - 1:33.996
4 - 1:40.134	9 - 1:34.184	
5 - 1:41.005	10 - 1:36.263	

Cars 5 & 92 - Transponders not working - Fix or YOU WILL BE IGNORED IN THE RACE
Weather / Track : Sunny / Dry

Snetterton
Circuit Length = 1.9520 miles.
Start: 11:19 End: 11:39

HSCC Classic Sports Car Championship supported by Dunlop Tyres

GRID - RACE 8

ROW 11	1:37.188	54	FARRALL/AYLETT	
ROW 10	1:30.695	92	HARDING	1:33.570 96 GRAINGER/JEFCOATE
ROW 9	1:29.069	55	CASTALDINI/CASTALDIN	1:29.669 22 FITZGERALD/COX
ROW 8	1:25.095	5	MOORE	1:25.299 26 HIBBERD/HIBBERD
ROW 7	1:24.656	57	WILSON/CHAMBERS	1:24.859 58 SALVAGE/WYNDHAM
ROW 6	1:23.764	65	THOMPSON	1:24.122 9 WILLIS
ROW 5	1:22.730	16	NELSON	1:23.064 70 ELY/DODD
ROW 4	1:22.472	4	BECKETT/MCCARTHY	1:22.502 11 SHEPHERD
ROW 3	1:21.899	88	MINOPRIO	1:22.015 30 CHAPMAN
ROW 2	1:20.865	2	TIZZARD	1:21.783 76 JENKINSON/YOUNG
ROW 1	1:18.664	29	DRAYSON	1:20.088 6 THOMPSON/MCCLURG
POLE				

Cars 5 & 92 - Transponders not working - Fix or YOU WILL BE IGNORED IN THE RACE
Weather / Track : Sunny / Dry
These results are provisional until the conclusion of any judicial and technical matters.

Snetterton
 Circuit Length = 1.9520 miles.
 Start: 11:19 End: 11:39

Clerk of Course		Timekeeper:
-----------------	--	-------------

HSCC Classic Formula 3

RACE CLASSIFICATION - RACE 1

POS	NO	CL	DRIVER	NAT	CAR	TIME	LAPS	GAP	MPH	BEST
1	7	A	Richard TROTT		Chevron B43	14:45.495	12		95.23	1:12.430
2	14	A	Iain ROWLEY		March 793	15:07.345	12	21.850	92.93	1:13.674
3	4	A	Paul CAMPFIELD		March 803	15:07.716	12	22.221	92.90	1:14.308
4	46	A	Alan GOODMAN		March 793	15:24.129	12	38.634	91.25	1:14.937
5	9	C	Adam ORMANDY		Reynard SF78	15:45.210	12	59.715	89.21	1:16.837
6	35	C	Colin WRIGHT		Reynard SF79	15:46.121	12	1:00.626	89.12	1:16.708
7	60	C	Nigel GRANT		Delta T78	15:47.114	12	1:01.619	89.03	1:17.402
8	65	C	Peter DENHAM		Reynard SF78	15:54.870	12	1:09.375	88.31	1:18.135
9	53	C	Roger PRICE		Delta T79	16:01.202	12	1:15.707	87.73	1:18.402
10	69	B	Albert CLEMENTS		Lotus 69	15:22.940	11	1 LAP	83.75	1:22.348
11	64	C	Janet SHERRY		Royale RP27	15:30.954	11	1 LAP	83.03	1:22.401
12	51	C	John TAYLOR		Delta T79	15:32.876	11	1 LAP	82.86	1:21.358
13	96	B	Gareth WALTERS		Palliser WDF3	14:59.357	10	2 LAPS	78.13	1:27.905
14	20	B	Vernon WILLIAMSON		Hesketh Dastle Mk8	15:19.541	10	2 LAPS	76.42	1:29.442
15	84	B	Bob YARWOOD		Elden F3	15:22.347	10	2 LAPS	76.18	1:29.492

NOT CLASSIFIED

79	C	Warren MOYE		Delta T79	15:53.400	12	D.N.F.	88.44	1:17.565
17	A	Keith WHITE		Ralt RT1	12:16.541	10	D.N.F.	95.40	1:12.484
83	C	Jonathan LUCAS		Reynard SF79	11:53.100	9	D.N.F.	88.69	1:17.339
76	A	David O'DWYER		March 793	12:25.907	9	D.N.F.	84.78	1:20.680
82	A	John BRADSHAW		Argo JM1	5:05.435	4	D.N.F.	92.02	1:14.312
54	C	Peter RICHARDS		Delta T79	1:29.961	1	D.N.F.	78.11	1:29.961
16	C	David BOLAND		Delta T79	2:23.059	1	D.N.F.	49.12	
81	C	Tom BRADSHAW		Royale RP27		0	D.N.F.	N/A	
63	A	Paul SMITH		Ralt RT1		0	D.N.F.	N/A	
90	A	Alan PARKER		Chevron B38		0	D.N.F.	N/A	

FASTEST LAP

7	A	Richard TROTT		Chevron B43	1:12.430	4	97.02mph	156.13kph
35	C	Colin WRIGHT		Reynard SF79	1:16.708	10	91.61mph	147.43kph
69	B	Albert CLEMENTS		Lotus 69	1:22.348	8	85.33mph	137.33kph

These results are provisional until the conclusion of any judicial and technical matters
Weather / Track : Sunny / Dry

Snetterton
Circuit Length = 1.9520 miles.
Start: 12:03 End: 12:20

Clerk of Course:	Stewards:	Timekeeper:
------------------	-----------	-------------

HSCC Classic Formula 3

LAP CHART - RACE 1

Lap 1			Lap 2			Lap 3			Lap 4			Lap 5		
No	Behind	Laptime	No	Behind	Laptime	No	Behind	Laptime	No	Behind	Laptime	No	Behind	Laptime
7		1:17.643	7		1:13.583	7		1:12.921	7		1:12.430	7		1:13.364
17	1.707	1:19.350	17	1.092	1:12.968	17	1.600	1:13.429	17	1.654	1:12.484	17	1.826	1:13.536
14	2.970	1:20.613	14	4.404	1:15.017	14	6.411	1:14.928	14	8.719	1:14.738	20	1 LAP	1:31.890
82	4.044	1:21.687	82	5.173	1:14.712	82	6.976	1:14.724	82	8.858	1:14.312	84	1 LAP	1:31.530
4	4.673	1:22.316	4	5.784	1:14.694	4	7.719	1:14.856	4	9.597	1:14.308	14	10.275	1:14.920
46	6.102	1:23.745	46	7.456	1:14.937	46	9.984	1:15.449	46	13.767	1:16.213	4	11.403	1:15.170
83	8.897	1:26.540	9	14.374	1:18.639	9	19.191	1:17.738	9	24.018	1:17.257	46	16.643	1:16.240
9	9.318	1:26.961	60	15.024	1:18.682	60	19.969	1:17.866	60	25.085	1:17.546	9	27.491	1:16.837
53	9.832	1:27.475	83	16.067	1:20.753	83	21.046	1:17.900	83	26.535	1:17.919	60	29.219	1:17.498
60	9.925	1:27.568	53	16.512	1:20.263	53	22.396	1:18.805	53	28.684	1:18.718	83	31.224	1:18.053
65	10.367	1:28.010	65	16.761	1:19.977	65	22.785	1:18.945	65	29.023	1:18.668	35	32.910	1:17.166
54	12.318	1:29.961	35	19.366	1:19.453	35	24.236	1:17.791	35	29.108	1:17.302	53	34.441	1:19.121
79	13.018	1:30.661	79	20.458	1:21.023	79	25.644	1:18.107	79	31.178	1:17.964	65	34.584	1:18.925
35	13.496	1:31.139	76	22.534	1:22.337	76	30.510	1:20.897	76	40.969	1:22.889	79	35.520	1:17.706
76	13.780	1:31.423	69	24.517	1:22.949	69	34.243	1:22.647	69	44.499	1:22.686	76	48.992	1:21.387
69	15.151	1:32.794	64	27.237	1:23.518	64	37.459	1:23.143	51	47.181	1:21.531	69	53.782	1:22.647
64	17.302	1:34.945	51	27.700	1:23.329	51	38.080	1:23.301	64	48.466	1:23.437	51	55.203	1:21.386
51	17.954	1:35.597	96	35.900	1:27.905	96	51.017	1:28.038	96	1:06.612	1:28.025	64	57.503	1:22.401
96	21.578	1:39.221	20	43.513	1:30.228	20	1:00.034	1:29.442						
20	26.868	1:44.511	84	45.380	1:32.011	84	1:03.233	1:30.774						
84	26.952	1:44.595												
16	1:05.416	2:23.059P												

HSCC Classic Formula 3

LAP CHART - RACE 1

(contd.)

Lap 6			Lap 7			Lap 8			Lap 9			Lap 10		
No	Behind	Laptime	No	Behind	Laptime	No	Behind	Laptime	No	Behind	Laptime	No	Behind	Laptime
7		1:12.446	7		1:12.776	7		1:13.040	7		1:13.604	7		1:13.580
17	2.139	1:12.759	17	2.083	1:12.720	51	1 LAP	1:22.038	76	1 LAP	1:21.622	17	1.154	1:13.412
96	1 LAP	1:28.139	4	15.506	1:14.465	69	1 LAP	1:23.845	17	1.322	1:12.987	20	2 LAPS	1:29.587
14	13.489	1:15.660	14	17.291	1:16.578	17	1.939	1:12.896	51	1 LAP	1:22.031	84	2 LAPS	1:30.095
4	13.817	1:14.860	46	24.846	1:17.392	64	1 LAP	1:23.911	69	1 LAP	1:22.348	76	1 LAP	1:23.162
46	20.230	1:16.033	96	1 LAP	1:29.294	4	16.896	1:14.430	64	1 LAP	1:24.027	51	1 LAP	1:21.658
20	1 LAP	1:31.889	9	40.083	1:18.670	14	18.579	1:14.328	4	17.705	1:14.413	14	19.851	1:14.782
84	1 LAP	1:31.354	60	40.463	1:18.947	46	28.901	1:17.095	14	18.649	1:13.674	4	20.322	1:16.197
9	34.189	1:19.144	83	42.002	1:18.661	96	1 LAP	1:28.861	46	31.349	1:16.052	69	1 LAP	1:23.506
60	34.292	1:17.519	35	43.005	1:17.795	9	45.010	1:17.967	9	48.834	1:17.428	64	1 LAP	1:23.740
83	36.117	1:17.339	20	1 LAP	1:31.897	60	45.404	1:17.981	60	49.202	1:17.402	46	33.503	1:15.734
35	37.986	1:17.522	65	45.763	1:18.135	83	46.436	1:17.474	35	50.903	1:17.697	9	52.651	1:17.397
65	40.404	1:18.266	79	46.610	1:17.785	35	46.810	1:16.845	83	51.293	1:18.461	60	53.329	1:17.707
53	41.247	1:19.252	84	1 LAP	1:32.062	65	52.159	1:19.436	79	57.449	1:18.372	35	54.031	1:16.708
79	41.601	1:18.527	53	47.672	1:19.201	79	52.681	1:19.111	65	57.968	1:19.413	79	1:02.342	1:18.473
76	58.056	1:21.510	76	1:05.960	1:20.680	53	54.940	1:20.308	96	1 LAP	1:30.670	65	1:02.914	1:18.526
69	1:03.756	1:22.420				20	1 LAP	1:30.711	53	59.738	1:18.402	53	1:07.564	1:21.406
51	1:04.321	1:21.564				84	1 LAP	1:29.963						
64	1:08.173	1:23.116												

Weather / Track : Sunny / Dry

Snetterton
 Circuit Length = 1.9520 miles.
 Start: 12:03 End: 12:20

HSCC Classic Formula 3

LAP CHART - RACE 1

(contd.)

Lap 11			Lap 12			Lap 13			Lap 14			Lap 15		
No	Behind	Laptime	No	Behind	Laptime	No	Behind	Laptime	No	Behind	Laptime	No	Behind	Laptime
7		1:13.352	7		1:16.756									
96	2 LAPS	1:29.734	96	2 LAPS	1:29.470									
20	2 LAPS	1:29.763	14	21.850	1:16.403									
14	22.203	1:15.704	4	22.221	1:16.150									
4	22.827	1:15.857	20	2 LAPS	1:29.623									
84	2 LAPS	1:30.471	84	2 LAPS	1:29.492									
69	1 LAP	1:24.222	69	1 LAP	1:22.876									
46	37.491	1:17.340	46	38.634	1:17.899									
64	1 LAP	1:25.119	64	1 LAP	1:23.597									
51	1 LAP	1:39.083	51	1 LAP	1:21.358									
9	58.474	1:19.175	9	59.715	1:17.997									
35	59.709	1:19.030	35	1:00.626	1:17.673									
60	59.929	1:19.952	60	1:01.619	1:18.446									
79	1:07.096	1:18.106	79	1:07.905	1:17.565									
65	1:07.826	1:18.264	65	1:09.375	1:18.305									
53	1:13.956	1:19.744	53	1:15.707	1:18.507									

HSCC Classic Formula 3

GRID - RACE 6

ROW 13	90	PARKER	
ROW 12	81	BRADSHAW	63 SMITH
ROW 11	54	RICHARDS	16 BOLAND
ROW 10	76	O'DWYER	82 BRADSHAW
ROW 9	17	WHITE	83 LUCAS
ROW 8	84	YARWOOD	79 MOYE
ROW 7	96	WALTERS	20 WILLIAMSON
ROW 6	64	SHERRY	51 TAYLOR
ROW 5	53	PRICE	69 CLEMENTS
ROW 4	60	GRANT	65 DENHAM
ROW 3	9	ORMANDY	35 WRIGHT
ROW 2	4	CAMPFIELD	46 GOODMAN
ROW 1	7	TROTT	14 ROWLEY
POLE			



Weather / Track : Sunny / Dry
 These results are provisional until the conclusion of any judicial and technical matters.

Snetterton
 Circuit Length = 1.9520 miles.
 Start: 12:03 End: 12:20

Clerk of Course		Timekeeper:
-----------------	--	-------------

Vredestein JEC Jaguar XK Challenge

RACE CLASSIFICATION - RACE 2

POS	NO	CL	DRIVER	NAT	CAR	TIME	LAPS	GAP	MPH	BEST
1	33	D	Nigel WEBB		Jaguar XK120	30:27.294	20		76.91	1:29.020
2	32	D	John CHISHOLM		Jaguar XK120	30:27.876	20	0.582	76.88	1:28.965
3	12	C	Grahame BULL		Jaguar XK150	30:40.143	20	12.849	76.37	1:29.280
4	24	C	Trevor GROOM		Jaguar XK140	31:20.488	20	53.194	74.73	1:32.414
5	7	D	Brian ARCULUS		Jaguar XK120	31:31.408	20	1:04.114	74.30	1:31.577
6	2	C	Chris KEITH-LUCAS		Jaguar XK120	31:55.585	20	1:28.291	73.36	1:33.634
7	35	I	Ray HIGGS		Jaguar XK140	31:57.945	20	1:30.651	73.27	1:33.530
8	30	D	Dick SKIPWORTH		Jaguar XK120	33:18.199	20	2:50.905	70.33	1:31.681
9	23	C	Graham LOVE		Jaguar XK150	30:57.557	19	1 LAP	71.87	1:36.000
10	40	C	Claire KEITH-LUCAS		Jaguar XK150S	30:30.745	18	2 LAPS	69.09	1:38.517
11	47	C	Chris LUNN		Jaguar XK120	30:49.504	18	2 LAPS	68.39	1:38.709
12	36	B	Nicholas WILKINS		Jaguar XK120	31:22.649	18	2 LAPS	67.18	1:39.079
13	31	A	Roger WOODBRIDGE		Jaguar XK120	31:36.523	17	3 LAPS	62.99	1:44.876
NOT CLASSIFIED										
16	C	John ROBERTS		Jaguar XK150	25:41.993	16	D.N.F.	72.91	1:33.987	
20	C	Michael O'SHEA		Jaguar XK150S	21:58.481	14	D.N.F.	74.61	1:32.535	
45	C	John BURTON		Jaguar XK120	17:19.372	9	D.N.F.	60.84	1:35.151	
FASTEST LAP										
32	D	John CHISHOLM		Jaguar XK120	1:28.965	13	78.98mph	127.11kph		
12	C	Grahame BULL		Jaguar XK150	1:29.280	2	78.71mph	126.67kph		
35	I	Ray HIGGS		Jaguar XK140	1:33.530	19	75.13mph	120.91kph		
36	B	Nicholas WILKINS		Jaguar XK120	1:39.079	4	70.92mph	114.14kph		
31	A	Roger WOODBRIDGE		Jaguar XK120	1:44.876	2	67.00mph	107.83kph		

Weather / Track : Sunny / Dry
 These results are provisional until the conclusion of any judicial and technical matters.

Snetterton
 Circuit Length = 1.9520 miles.
 Start: 12:34 End: 13:04

Clerk of Course	Timekeeper:
-----------------	-------------

Vredestein JEC Jaguar XK Challenge

LAP CHART - RACE 2

Lap 1			Lap 2			Lap 3			Lap 4			Lap 5		
No	Behind	Laptime	No	Behind	Laptime	No	Behind	Laptime	No	Behind	Laptime	No	Behind	Laptime
33		1:37.038	33		1:31.412	33		1:32.774	33		1:31.420	33		1:30.843
7	1.969	1:39.007	12	1.478	1:29.280	12	1.039	1:32.335	12	1.231	1:31.612	12	2.617	1:32.229
24	2.703	1:39.741	7	2.134	1:31.577	7	3.747	1:34.387	7	5.885	1:33.558	7	7.841	1:32.799
12	3.610	1:40.648	20	4.700	1:32.535	20	5.909	1:33.983	20	7.592	1:33.103	20	9.894	1:33.145
20	3.577	1:40.615	24	6.091	1:34.800	24	6.514	1:33.197	24	8.291	1:33.197	24	10.643	1:33.195
16	6.616	1:43.654	16	9.730	1:34.526	16	12.045	1:35.089	32	12.479	1:29.739	32	11.038	1:29.402
23	7.308	1:44.346	45	13.775	1:37.510	32	14.160	1:30.716	16	15.879	1:35.254	16	19.694	1:34.658
45	7.677	1:44.715	35	15.161	1:35.593	45	17.034	1:36.033	45	22.485	1:36.871	45	27.448	1:35.806
35	10.980	1:48.018	23	15.785	1:39.889	35	17.789	1:35.402	35	22.616	1:36.247	35	28.758	1:36.985
2	12.585	1:49.623	32	16.218	1:34.139	23	19.944	1:36.933	2	25.898	1:36.671	2	29.063	1:34.008
32	13.491	1:50.529	2	17.169	1:35.996	2	20.647	1:36.252	23	26.075	1:37.551	23	32.208	1:36.976
31	15.073	1:52.111	30	28.210	1:39.058	30	32.013	1:36.577	30	37.485	1:36.892	30	44.155	1:37.513
40	17.501	1:54.539	31	28.537	1:44.876	40	39.813	1:42.231	40	48.439	1:40.046	40	57.065	1:39.469
30	20.564	1:57.602	40	30.356	1:44.267	36	41.671	1:41.267	36	49.330	1:39.079	36	58.120	1:39.633
36	23.770	2:00.808	36	33.178	1:40.820	47	42.332	1:39.937	47	50.678	1:39.766	47	59.392	1:39.557
47	24.134	2:01.172	47	35.169	1:42.447	31	44.485	1:48.722	31	58.535	1:45.470	31	1:16.009	1:48.317

Vredestein JEC Jaguar XK Challenge

LAP CHART - RACE 2

(contd.)

Lap 6			Lap 7			Lap 8			Lap 9			Lap 10		
No	Behind	Laptime	No	Behind	Laptime	No	Behind	Laptime	No	Behind	Laptime	No	Behind	Laptime
33		1:30.722	33		1:31.246	33		1:31.518	33		1:31.911	33		1:32.157
12	3.267	1:31.372	12	4.081	1:32.060	12	3.683	1:31.120	12	2.618	1:30.846	12	2.317	1:31.856
7	10.269	1:33.150	31	1 LAP	1:52.536	32	9.567	1:30.315	32	7.402	1:29.746	32	4.913	1:29.668
32	10.483	1:30.167	32	10.770	1:31.533	7	13.298	1:33.777	7	16.253	1:34.866	47	1 LAP	1:49.484
20	12.132	1:32.960	7	11.039	1:32.016	20	15.363	1:33.138	20	17.159	1:33.707	7	18.028	1:33.932
24	12.781	1:32.860	20	13.743	1:32.857	24	16.161	1:33.063	24	18.261	1:34.011	20	19.375	1:34.373
16	24.057	1:35.085	24	14.616	1:33.081	45	1 LAP	2:56.241P	16	32.206	1:33.987	24	20.716	1:34.612
45	31.877	1:35.151	16	27.466	1:34.655	31	1 LAP	1:53.177	35	43.295	1:35.941	36	1 LAP	2:06.997
35	33.418	1:35.382	35	37.199	1:35.027	16	30.130	1:34.182	2	44.161	1:35.556	16	34.948	1:34.899
2	34.071	1:35.730	2	37.772	1:34.947	35	39.265	1:33.584	31	1 LAP	1:50.974	35	45.810	1:34.672
23	39.277	1:37.791	23	44.298	1:36.267	2	40.516	1:34.262	23	54.927	1:37.314	2	46.895	1:34.891
30	50.426	1:36.993	30	55.223	1:36.043	23	49.524	1:36.744	30	1:01.500	1:34.840	23	59.940	1:37.170
40	1:05.725	1:39.382	40	1:12.996	1:38.517	30	58.571	1:34.866	45	1 LAP	2:18.265	30	1:03.578	1:34.235
36	1:06.804	1:39.406	36	1:14.758	1:39.200	40	1:21.016	1:39.538	40	1:28.860	1:39.755	31	1 LAP	1:51.272
47	1:07.379	1:38.709	47	1:16.963	1:40.830	36	1:23.312	1:40.072						
						47	1:25.079	1:39.634						

Vredestein JEC Jaguar XK Challenge

LAP CHART - RACE 2

(contd.)

Lap 11			Lap 12			Lap 13			Lap 14			Lap 15		
No	Behind	Laptime	No	Behind	Laptime	No	Behind	Laptime	No	Behind	Laptime	No	Behind	Laptime
33		1:30.539	33		1:30.311	33		1:30.548	33		1:29.562	33		1:29.020
12	3.547	1:31.769	12	4.079	1:30.843	32	3.117	1:28.965	32	2.810	1:29.255	32	3.220	1:29.430
32	5.134	1:30.760	32	4.700	1:29.877	12	4.812	1:31.281	12	5.731	1:30.481	12	7.960	1:31.249
40	1 LAP	1:42.819	40	1 LAP	1:40.374	31	2 LAPS	1:51.494	7	34.201	1:33.083	7	39.194	1:34.013
47	1 LAP	1:41.419	7	26.939	1:34.763	40	1 LAP	1:41.532	20	36.480	1:34.059	24	42.238	1:33.812
20	22.296	1:33.460	20	27.286	1:35.301	7	30.680	1:34.289	24	37.446	1:34.122	40	1 LAP	1:40.892
7	22.487	1:34.998	24	28.939	1:35.525	20	31.983	1:35.245	31	2 LAPS	1:52.003	16	1:00.582	1:35.580
24	23.725	1:33.548	47	1 LAP	1:44.416	24	32.886	1:34.495	40	1 LAP	1:40.751	31	2 LAPS	1:53.183
45	2 LAPS	2:18.780	16	43.613	1:35.193	47	1 LAP	1:40.236	16	54.022	1:35.840	47	1 LAP	1:40.725
36	1 LAP	1:41.119	36	1 LAP	1:40.256	16	47.744	1:34.679	47	1 LAP	1:41.544	2	1:10.024	1:34.790
16	38.731	1:34.322	35	53.554	1:34.518	36	1 LAP	1:40.290	35	1:03.949	1:35.626	35	1:10.203	1:35.274
35	49.347	1:34.076	2	54.283	1:34.214	35	57.885	1:34.879	2	1:04.254	1:35.323	36	1 LAP	1:40.740
2	50.380	1:34.024	30	1:09.771	1:33.951	2	58.493	1:34.758	36	1 LAP	1:40.376	30	1:20.590	1:32.784
23	1:06.054	1:36.653	23	1:12.530	1:36.787	30	1:12.621	1:33.398	30	1:16.826	1:33.767			
30	1:06.131	1:33.092				23	1:17.982	1:36.000	23	1:24.520	1:36.100			
31	1 LAP	1:50.032												

Vredestein JEC Jaguar XK Challenge

LAP CHART - RACE 2

(contd.)

Lap 16			Lap 17			Lap 18			Lap 19			Lap 20		
No	Behind	Laptime	No	Behind	Laptime	No	Behind	Laptime	No	Behind	Laptime	No	Behind	Laptime
33		1:29.547	33		1:32.563	33		1:30.933	33		1:30.831	33		1:32.399
32	4.088	1:30.415	32	3.062	1:31.537	47	2 LAPS	1:43.406	32	2.791	1:30.379	32	0.582	1:30.190
23	1 LAP	1:38.858	12	9.057	1:31.845	32	3.243	1:31.114	12	12.520	1:32.269	40	2 LAPS	1:42.022
12	9.775	1:31.362	23	1 LAP	1:39.146	12	11.082	1:32.958	47	2 LAPS	1:41.207	12	12.849	1:32.728
7	43.421	1:33.774	36	2 LAPS	2:02.000	23	1 LAP	1:38.012	23	1 LAP	1:36.725	47	2 LAPS	1:41.298
24	45.976	1:33.285	24	45.827	1:32.414	31	3 LAPS	1:56.140	36	2 LAPS	1:42.088	23	1 LAP	1:38.295
40	1 LAP	1:43.005	7	54.625	1:43.767	36	2 LAPS	1:45.274	31	3 LAPS	1:56.411	24	53.194	1:34.513
2	1:16.033	1:35.556	40	1 LAP	1:41.304	24	48.285	1:33.391	24	51.080	1:33.626	36	2 LAPS	1:43.224
35	1:17.533	1:36.877	2	1:17.104	1:33.634	7	58.643	1:34.951	7	1:01.715	1:33.903	7	1:04.114	1:34.798
16	1:21.425	1:50.390	35	1:19.462	1:34.492	2	1:21.078	1:34.907	2	1:25.859	1:35.612	31	3 LAPS	1:54.773
47	1 LAP	1:43.717	30	1:26.344	1:33.391	40	1 LAP	1:40.302	35	1:27.360	1:33.530	2	1:28.291	1:34.831
30	1:25.516	1:34.473				35	1:24.661	1:36.132	30	1:28.021	1:31.760	35	1:30.651	1:35.690
31	2 LAPS	1:55.032				30	1:27.092	1:31.681				30	2:50.905	2:55.283P

HSCC/FJHRA "Millers Oils" Historic Formula Junior

RACE CLASSIFICATION - RACE 3

POS	NO	CL	NAME	NAT	ENTRY	TIME	LAPS	GAP	MPH	BEST
1	79	C2	Andrew HIBBERD		Lotus 22	20:45.768	15		84.61	1:21.470
2	51	C2	Michael HIBBERD		Lotus 27	20:55.748	15	9.980	83.94	1:21.846
3	78	C2	Paul SMEETH		Lotus 22	21:24.882	15	39.114	82.03	1:22.772
4	83	C2	Barry WESTMORELAND		Lotus 22	21:32.000	15	46.232	81.58	1:23.032
5	84	C2	Mark WOODHOUSE		Lotus 20	21:34.101	15	48.333	81.45	1:24.745
6	52	C2	John MONSON		Lotus 20	22:09.338	15	1:23.570	79.29	1:27.110
7	97	C2	David BROWN		Brabham BT6	20:58.977	14	1 LAP	78.14	1:27.525
8	12	A2	Stuart ROACH		Alexis Mk2	21:02.012	14	1 LAP	77.95	1:28.555
9	85	C1	John CHISHOLM		Gemini Mk3A	21:09.450	14	1 LAP	77.49	1:26.679
10	1	B	Kevin MUSSON		Lotus 18	21:20.679	14	1 LAP	76.81	1:28.742
11	11	A2	David STEVENSON		Mallock U2	21:26.581	14	1 LAP	76.46	1:29.443
12	29	A2	William GRIMSHAW		Moorland Mk1	21:26.894	14	1 LAP	76.44	1:28.990
13	19	B	Mike WALLER		Kieft	21:44.886	14	1 LAP	75.39	1:29.957
14	34	B	Jeremy BOUCKLEY		Cooper Mk II	21:45.516	14	1 LAP	75.35	1:29.817
15	48	B	Paul HEWES		Lotus 18	21:54.282	14	1 LAP	74.85	1:30.406
16	13	A2	Keith ROACH		Gemini Mk2	21:58.886	14	1 LAP	74.59	1:32.065
17	56	C1	Peter JACKSON		Cooper T56	22:19.824	14	1 LAP	73.42	1:31.162
18	76	C1	Vernon WILLIAMSON		Ausper T3	21:24.342	13	2 LAPS	71.12	1:34.627
19	32	B	Mark GREEN		Lotus 18	21:43.097	13	2 LAPS	70.10	1:36.715
20	66	C2	Alexander MORTON		Ausper T3	22:11.431	13	2 LAPS	68.61	1:38.595
21	26	A2	Roger DEXTER		Elva 100	21:06.715	12	3 LAPS	66.57	1:39.413

NOT CLASSIFIED

42	B	Simon HAMILTON	Lotus 18	7:41.878	4	D.N.F.	60.85	1:38.822
7	A2	Duncan RABAGLIATI	Alexis HF1	3:29.840	2	D.N.F.	66.97	1:40.486
8	A2	Erica PILKINGTON	Gemini Mk2	3:40.828	2	D.N.F.	63.64	1:45.555

FASTEST LAP

79	C2	Andrew HIBBERD	Lotus 22	1:21.470	8	86.25mph	138.81kph
85	C1	John CHISHOLM	Gemini Mk3A	1:26.679	14	81.07mph	130.47kph
12	A2	Stuart ROACH	Alexis Mk2	1:28.555	4	79.35mph	127.70kph
1	B	Kevin MUSSON	Lotus 18	1:28.742	13	79.18mph	127.43kph

Weather / Track : Sunny / Dry
 These results are provisional until the conclusion of any judicial and technical matters.

Snetterton
 Circuit Length = 1.9520 miles.
 Start: 13:45 End: 14:06

Clerk of Course	Timekeeper:
-----------------	-------------

HSCC/FJHRA "Millers Oils" Historic Formula Junior

LAP CHART - RACE 3

Lap 1			Lap 2			Lap 3			Lap 4			Lap 5		
No	Behind	Laptime	No	Behind	Laptime	No	Behind	Laptime	No	Behind	Laptime	No	Behind	Laptime
79		1:28.906	79		1:23.247	79		1:22.940	79		1:24.693	79		1:22.556
84	1.043	1:29.949	51	1.043	1:22.683	51	1.573	1:23.470	51	1.703	1:24.823	51	1.516	1:22.369
51	1.607	1:30.513	84	2.541	1:24.745	84	6.765	1:27.164	84	8.238	1:26.166	84	10.759	1:25.077
83	3.249	1:32.155	83	5.523	1:25.521	83	8.515	1:25.932	83	10.011	1:26.189	83	14.370	1:26.915
52	7.200	1:36.106	78	9.707	1:24.682	78	10.949	1:24.182	78	12.334	1:26.078	78	14.606	1:24.828
78	8.272	1:37.178	52	12.326	1:28.373	52	18.277	1:28.891	52	22.017	1:28.433	52	27.511	1:28.050
12	9.151	1:38.057	12	15.795	1:29.891	97	22.150	1:29.187	12	26.809	1:28.555	12	33.451	1:29.198
97	9.788	1:38.694	97	15.903	1:29.362	12	22.947	1:30.092	97	27.356	1:29.899	97	34.650	1:29.850
19	10.954	1:39.860	19	19.841	1:32.134	11	29.086	1:31.344	19	36.760	1:32.261	42	1 LAP	2:25.596P
11	13.024	1:41.930	11	20.682	1:30.905	19	29.192	1:32.291	11	37.941	1:33.548	19	45.516	1:31.312
56	13.854	1:42.760	56	23.689	1:33.082	56	33.993	1:33.244	56	43.431	1:34.131	11	46.737	1:31.352
48	15.534	1:44.440	48	26.507	1:34.220	48	37.533	1:33.966	85	44.048	1:30.808	85	51.766	1:30.274
29	16.195	1:45.101	29	27.209	1:34.261	1	37.585	1:32.775	1	44.648	1:31.756	1	53.381	1:31.289
1	17.089	1:45.995	1	27.750	1:33.908	29	37.720	1:33.451	29	44.933	1:31.906	29	53.387	1:31.010
13	17.159	1:46.065	34	29.590	1:35.590	85	37.933	1:30.923	48	46.559	1:33.719	56	55.150	1:34.275
34	17.247	1:46.153	85	29.950	1:33.581	34	39.725	1:33.075	34	47.129	1:32.097	48	57.212	1:33.209
32	18.617	1:47.523	13	30.350	1:36.438	13	41.411	1:34.001	13	49.303	1:32.585	34	57.667	1:33.094
85	19.616	1:48.522	32	32.408	1:37.038	32	46.183	1:36.715	32	59.438	1:37.948	13	59.469	1:32.722
7	20.448	1:49.354	7	37.687	1:40.486	76	59.858	1:38.655	76	1:13.249	1:38.084	32	1:15.650	1:38.768
76	25.210	1:54.116	76	44.143	1:42.180	42	1:01.189	1:38.822	66	1:17.216	1:39.527			
8	26.367	1:55.273	66	45.056	1:41.050	66	1:02.382	1:40.266	26	1:20.084	1:40.936			
42	26.860	1:55.766	42	45.307	1:41.694	26	1:03.841	1:39.413						
66	27.253	1:56.159	26	47.368	1:42.204									
26	28.411	1:57.317	8	48.675	1:45.555									

HSCC/FJHRA "Millers Oils" Historic Formula Junior LAP CHART - RACE 3

(contd.)

Lap 6			Lap 7			Lap 8			Lap 9			Lap 10		
No	Behind	Laptime	No	Behind	Laptime	No	Behind	Laptime	No	Behind	Laptime	No	Behind	Laptime
79		1:23.611	79		1:21.801	79		1:21.470	79		1:24.174	79		1:21.817
51	0.817	1:22.912	51	1.164	1:22.148	51	1.540	1:21.846	34	1 LAP	1:31.085	11	1 LAP	1:31.070
76	1 LAP	1:39.946	32	1 LAP	1:39.827	84	22.315	1:25.235	51	0.223	1:22.857	29	1 LAP	1:30.900
66	1 LAP	1:39.833	84	18.550	1:26.926	83	22.653	1:24.547	48	1 LAP	1:31.789	26	2 LAPS	1:45.803
84	13.425	1:26.277	83	19.576	1:24.973	78	23.229	1:24.264	19	1 LAP	1:32.686	51	1.645	1:23.239
83	16.404	1:25.645	78	20.435	1:24.423	32	1 LAP	1:41.005	13	1 LAP	1:33.635	19	1 LAP	1:32.693
78	17.813	1:26.818	76	1 LAP	1:38.021	76	1 LAP	1:35.342	84	23.228	1:25.087	34	1 LAP	1:35.591
26	1 LAP	1:44.533	66	1 LAP	1:38.595	52	46.185	1:28.979	83	23.490	1:25.011	13	1 LAP	1:33.141
52	31.820	1:27.920	26	1 LAP	1:40.095	66	1 LAP	1:40.531	78	24.107	1:25.052	48	1 LAP	1:45.921
12	39.855	1:30.015	52	38.676	1:28.657	12	55.078	1:29.436	32	1 LAP	1:40.239	83	26.478	1:24.805
97	39.982	1:28.943	12	47.112	1:29.058	97	56.818	1:30.877	52	49.520	1:27.509	78	27.760	1:25.470
19	52.356	1:30.451	97	47.411	1:29.230	26	1 LAP	1:45.377	76	1 LAP	1:36.636	84	29.144	1:27.733
11	53.679	1:30.553	85	1:04.147	1:28.924	85	1:11.283	1:28.606	12	1:00.397	1:29.493	56	1 LAP	1:57.605
85	57.024	1:28.869	11	1:04.916	1:33.038	1	1:14.678	1:29.672	97	1:01.805	1:29.161	52	56.281	1:28.578
1	59.149	1:29.379	1	1:06.476	1:29.128	11	1:15.098	1:31.652	66	1 LAP	1:42.646	32	1 LAP	1:42.004
29	59.387	1:29.611	29	1:06.576	1:28.990	29	1:15.268	1:30.162	85	1:15.278	1:28.169	76	1 LAP	1:39.178
56	1:03.913	1:32.374	56	1:13.274	1:31.162	56	1:23.534	1:31.730	1	1:19.834	1:29.330	12	1:07.819	1:29.239
48	1:05.283	1:31.682	48	1:14.292	1:30.810							97	1:09.680	1:29.692
34	1:05.448	1:31.392	34	1:14.677	1:31.030							85	1:22.251	1:28.790
13	1:08.180	1:32.322	19	1:15.247	1:44.692									
			13	1:19.037	1:32.658									

HSCC/FJHRA "Millers Oils" Historic Formula Junior LAP CHART - RACE 3

(contd.)

Lap 11			Lap 12			Lap 13			Lap 14			Lap 15		
No	Behind	Laptime	No	Behind	Laptime	No	Behind	Laptime	No	Behind	Laptime	No	Behind	Laptime
79		1:22.524	79		1:22.150	79		1:21.818	79		1:21.862	79		1:22.199
51	1.832	1:22.711	51	1.856	1:22.174	12	1 LAP	1:29.291	51	5.660	1:24.595	51	9.980	1:26.519
66	2 LAPS	1:42.296	32	2 LAPS	1:42.935	51	2.927	1:22.889	97	1 LAP	1:29.806	97	1 LAP	1:28.091
1	1 LAP	1:29.378	85	1 LAP	1:28.768	76	2 LAPS	1:34.627	12	1 LAP	1:29.822	12	1 LAP	1:29.437
29	1 LAP	1:30.009	1	1 LAP	1:30.867	85	1 LAP	1:28.209	85	1 LAP	1:28.328	26	3 LAPS	1:54.030
11	1 LAP	1:30.655	11	1 LAP	1:29.443	1	1 LAP	1:29.495	76	2 LAPS	1:34.878	85	1 LAP	1:26.679
26	2 LAPS	1:41.001	29	1 LAP	1:30.278	32	2 LAPS	1:39.620	1	1 LAP	1:28.742	1	1 LAP	1:28.965
19	1 LAP	1:30.759	66	2 LAPS	1:42.757	29	1 LAP	1:29.940	11	1 LAP	1:29.558	76	2 LAPS	1:35.207
34	1 LAP	1:31.099	78	30.327	1:24.469	11	1 LAP	1:30.951	29	1 LAP	1:30.660	78	39.114	1:24.950
83	27.425	1:23.471	19	1 LAP	1:32.125	78	33.374	1:24.865	78	36.363	1:24.851	11	1 LAP	1:30.582
78	28.008	1:22.772	34	1 LAP	1:32.778	83	41.733	1:25.919	32	2 LAPS	1:39.677	29	1 LAP	1:30.615
13	1 LAP	1:32.477	84	37.335	1:26.289	19	1 LAP	1:32.314	83	42.903	1:23.032	83	46.232	1:25.528
48	1 LAP	1:30.951	83	37.632	1:32.357	84	42.140	1:26.623	84	45.386	1:25.108	84	48.333	1:25.146
84	33.196	1:26.576	13	1 LAP	1:33.598	34	1 LAP	1:32.620	19	1 LAP	1:31.351	32	2 LAPS	1:39.798
56	1 LAP	1:33.542	48	1 LAP	1:31.452	66	2 LAPS	1:47.826	34	1 LAP	1:29.817	19	1 LAP	1:29.957
52	1:01.650	1:27.893	26	2 LAPS	1:46.982	48	1 LAP	1:30.406	48	1 LAP	1:31.190	34	1 LAP	1:30.095
12	1:15.723	1:30.428	56	1 LAP	1:32.756	13	1 LAP	1:34.368	13	1 LAP	1:32.811	48	1 LAP	1:30.527
97	1:15.816	1:28.660	52	1:06.949	1:27.449	56	1 LAP	1:34.571	66	2 LAPS	1:39.657	13	1 LAP	1:32.065
76	1 LAP	1:37.472	97	1:21.191	1:27.525	26	2 LAPS	1:49.024	52	1:17.811	1:27.432	52	1:23.570	1:27.958
						52	1:12.241	1:27.110	56	1 LAP	1:33.615	66	2 LAPS	1:40.288
												56	1 LAP	1:34.977

HSCC/FJHRA "Millers Oils" Historic Formula Junior

GRID - RACE 7

ROW 12	7 RABAGLIATI	8 PILKINGTON
ROW 11	26 DEXTER	42 HAMILTON
ROW 10	32 GREEN	66 MORTON
ROW 9	56 JACKSON	76 WILLIAMSON
ROW 8	48 HEWES	13 ROACH
ROW 7	19 WALLER	34 BOUCKLEY
ROW 6	11 STEVENSON	29 GRIMSHAW
ROW 5	85 CHISHOLM	1 MUSSON
ROW 4	97 BROWN	12 ROACH
ROW 3	84 WOODHOUSE	52 MONSON
ROW 2	78 SMEETH	83 WESTMORELAND
ROW 1	79 HIBBERD	51 HIBBERD
	POLE	



Weather / Track : Sunny / Dry
 These results are provisional until the conclusion of any judicial and technical matters.

Snetterton
 Circuit Length = 1.9520 miles.
 Start: 13:45 End: 14:06

Clerk of Course		Timekeeper:
-----------------	--	-------------

HSCC 70s Road Sports

RACE CLASSIFICATION - RACE 4

POS	NO	CL	DRIVER	NAT	CAR	TIME	LAPS	GAP	MPH	BEST
1	9	B	Julian BARTER		TVR 3000M	30:26.517	21		80.79	1:25.314
2	85	B	Tony ELLIS		Mazda RX7	30:31.965	21	5.448	80.55	1:25.339
3	3	A	Paul CONWAY		Morgan Plus 8	30:33.948	21	7.431	80.46	1:25.397
4	46	B	Jim BAYNAM		TVR Tuscan	30:39.077	21	12.560	80.24	1:26.444
5	24	B	Charles BARTER		Datsun 240Z	30:39.896	21	13.379	80.20	1:25.442
6	15	A	Philip MCKELVEY		Morgan Plus 8	30:44.734	21	18.217	79.99	1:25.789
7	4	A	Robin GRAY		Pontiac Firebird	30:52.691	21	26.174	79.65	1:26.178
8	54	C	Chris HOLLAND		Lotus 7 S4	31:02.216	21	35.699	79.24	1:27.001
9	64	A	Paul ANDERSON		Porsche 928	31:16.947	21	50.430	78.62	1:26.970
10	29	A	Phil BRIGGS		Porsche 928	31:19.586	21	53.069	78.51	1:28.020
11	31	A	Mark BENNETT		MGB GTV8	31:35.875	21	1:09.358	77.83	1:28.949
12	41	C	Bill BRAITHWAITE		Lotus Elan	31:37.948	21	1:11.431	77.75	1:28.244
13	11	C	Rory STOCKBRIDGE		Lotus Europa	30:47.239	20	1 LAP	76.08	1:27.580
14	1	D1	John THOMASON		Triumph Spitfire	31:24.984	20	1 LAP	74.56	1:32.522
15	39	D2	Jonathan HARTOP		Alfa Romeo 2000 GTV	31:27.390	20	1 LAP	74.46	1:31.878
16	23	D2	William MORTON		Alfa Romeo 2000 GTV	31:55.935	20	1 LAP	73.35	1:34.259
17	59	E	Tim LAI		MG Midget	30:57.707	19	2 LAPS	71.87	1:34.660
18	86	B	Christina TOTTY		TVR 3000M	31:17.203	19	2 LAPS	71.12	1:35.148
19	10	D1	Nigel ASHLEY		Alfa Romeo GTJunior	31:36.921	19	2 LAPS	70.38	1:37.784
20	52	D2	Graham HALL		Alfa Romeo 2000 GTV	32:05.057	19	2 LAPS	69.35	1:37.622
21	69	D2	Elizabeth HEAD		MGB	30:50.557	18	3 LAPS	68.35	1:37.471
22	76	D2	David ERWIN		Alfa Romeo 2000 GTV	30:30.289	17	4 LAPS	65.27	1:38.161

NOT CLASSIFIED

89	A	Ralph HARWOOD-PENN		MGB GTV8	24:18.025	15	D.N.F.	72.29	1:32.999
75	D2	James NAIRN		Alfa Romeo 2000 GTV	31:37.865	14	N.C.F.	51.83	1:33.066
47	B	Paul ASLETT		Porsche 911E	11:56.026	7	D.N.F.	68.69	1:36.819
65	D2	Steve COOKE		Triumph GT6 Mk3	11:21.123	5	D.N.F.	51.58	1:35.078
66	E	Louise KENNEDY		Lancia Fulvia Sport	8:25.204	3	D.N.F.	41.72	1:39.556
63	D1	Jeremy ANSTEAD		Fiat X19	3:10.541	1	D.N.F.	36.88	

FASTEST LAP

9	B	Julian BARTER		TVR 3000M	1:25.314	3	82.36mph	132.55kph
3	A	Paul CONWAY		Morgan Plus 8	1:25.397	16	82.28mph	132.43kph
54	C	Chris HOLLAND		Lotus 7 S4	1:27.001	19	80.77mph	129.98kph
39	D2	Jonathan HARTOP		Alfa Romeo 2000 GTV	1:31.878	16	76.48mph	123.08kph
1	D1	John THOMASON		Triumph Spitfire	1:32.522	17	75.95mph	122.23kph
59	E	Tim LAI		MG Midget	1:34.660	7	74.23mph	119.47kph

Weather / Track : Sunny / Dry
 These results are provisional until the conclusion of any judicial and technical matters.

Snetterton
 Circuit Length = 1.9520 miles.
 Start: 13:18 End: 13:48

Clerk of Course	Timekeeper:
-----------------	-------------

HSCC 70s Road Sports

LAP CHART - RACE 4

Lap 1			Lap 2			Lap 3			Lap 4			Lap 5		
No	Behind	Laptime	No	Behind	Laptime	No	Behind	Laptime	No	Behind	Laptime	No	Behind	Laptime
9		1:31.420	85		1:25.339	85		1:25.374	85		1:25.721	85		1:25.415
85	0.710	1:32.130	9	0.856	1:26.905	9	0.796	1:25.314	9	1.052	1:25.977	9	1.066	1:25.429
46	1.894	1:33.314	46	2.830	1:26.985	46	5.416	1:27.960	46	6.560	1:26.865	46	7.589	1:26.444
4	2.141	1:33.561	4	2.834	1:26.742	4	6.336	1:28.876	4	7.406	1:26.791	4	9.178	1:27.187
3	3.497	1:34.917	3	4.787	1:27.339	3	6.367	1:26.954	3	8.167	1:27.521	3	9.556	1:26.804
15	4.336	1:35.756	15	5.704	1:27.417	15	7.139	1:26.809	15	8.518	1:27.100	15	10.223	1:27.120
64	4.901	1:36.321	64	6.345	1:27.493	64	7.979	1:27.008	64	9.381	1:27.123	64	10.936	1:26.970
11	5.930	1:37.350	11	8.393	1:28.512	11	10.675	1:27.656	11	12.534	1:27.580	11	14.743	1:27.624
54	6.483	1:37.903	54	9.431	1:28.997	24	11.698	1:26.844	24	13.220	1:27.243	24	15.497	1:27.692
24	7.294	1:38.714	24	10.228	1:28.983	54	11.791	1:27.734	54	13.663	1:27.593	54	15.739	1:27.491
29	7.870	1:39.290	29	11.251	1:29.430	29	14.647	1:28.770	29	17.822	1:28.896	29	21.166	1:28.759
41	8.604	1:40.024	41	11.953	1:29.398	41	15.328	1:28.749	41	18.737	1:29.130	41	22.384	1:29.062
31	9.514	1:40.934	63	1 LAP	3:10.541P	31	16.414	1:29.196	31	19.949	1:29.256	31	23.697	1:29.163
89	11.607	1:43.027	31	12.592	1:29.127	89	27.573	1:34.201	89	35.408	1:33.556	89	43.976	1:33.983
1	12.408	1:43.828	89	18.746	1:33.188	1	28.286	1:33.170	1	35.905	1:33.340	1	44.692	1:34.202
39	12.831	1:44.251	39	19.373	1:32.591	39	29.236	1:35.237	65	42.767	1:35.171	23	52.760	1:34.717
65	14.492	1:45.912	1	20.490	1:34.131	65	33.317	1:35.078	23	43.458	1:34.954	75	53.695	1:34.461
23	15.368	1:46.788	65	23.613	1:35.170	23	34.225	1:35.329	75	44.649	1:34.669	39	56.322	1:33.780
75	17.481	1:48.901	23	24.270	1:34.951	75	35.701	1:34.936	39	47.957	1:44.442	47	1:04.789	1:37.367
59	18.185	1:49.605	75	26.139	1:34.707	47	41.674	1:37.812	47	52.837	1:36.884	86	1:05.828	1:37.773
47	18.466	1:49.886	47	29.236	1:36.819	86	43.263	1:38.484	86	53.470	1:35.928	59	1:06.767	1:37.579
86	18.807	1:50.227	86	30.153	1:37.395	59	43.955	1:38.961	59	54.603	1:36.369	66	2 LAPS	4:53.757P
66	20.471	1:51.891	59	30.368	1:38.232	52	45.909	1:38.124	52	58.799	1:38.611	52	1:12.848	1:39.464
52	21.300	1:52.720	52	33.159	1:37.908	10	49.592	1:38.844	10	1:02.143	1:38.272	10	1:14.754	1:38.026
10	22.909	1:54.329	66	33.978	1:39.556	69	52.111	1:39.908	69	1:04.231	1:37.841	69	1:17.253	1:38.437
69	24.043	1:55.463	10	36.122	1:39.262	76	55.138	1:39.634	76	1:08.054	1:38.637	76	1:21.535	1:38.896
76	26.395	1:57.815	69	37.577	1:39.583									
			76	40.878	1:40.532									

HSCC 70s Road Sports

LAP CHART - RACE 4

(contd.)

Lap 6			Lap 7			Lap 8			Lap 9			Lap 10		
No	Behind	Laptime	No	Behind	Laptime	No	Behind	Laptime	No	Behind	Laptime	No	Behind	Laptime
85		1:26.104	85		1:26.246	9		1:27.223	9		1:26.534	9		1:26.168
9	0.654	1:25.692	52	1 LAP	1:40.724	59	1 LAP	1:34.660	85	1.273	1:25.418	85	6.981	1:31.876
46	8.475	1:26.990	9	1.357	1:26.949	85	2.389	1:30.969	46	9.017	1:27.280	46	9.729	1:26.880
4	9.811	1:26.737	10	1 LAP	1:39.364	46	8.271	1:27.909	4	11.867	1:26.858	4	12.867	1:27.168
3	9.872	1:26.420	69	1 LAP	1:39.198	4	11.543	1:29.112	59	1 LAP	1:37.286	3	13.102	1:27.006
15	10.383	1:26.264	47	1 LAP	1:54.867	10	1 LAP	1:38.633	3	12.264	1:26.930	75	1 LAP	1:48.287
64	12.837	1:28.005	76	1 LAP	1:39.661	3	11.868	1:29.030	15	12.583	1:26.974	15	13.674	1:27.259
11	16.322	1:27.683	46	8.942	1:26.713	15	12.143	1:28.842	64	16.676	1:28.878	64	18.814	1:28.306
24	16.957	1:27.564	4	11.011	1:27.446	52	1 LAP	1:40.746	24	19.885	1:27.166	24	20.356	1:26.639
54	16.979	1:27.344	3	11.418	1:27.792	64	14.332	1:28.634	54	22.937	1:28.469	59	1 LAP	1:36.505
29	23.805	1:28.743	15	11.881	1:27.744	69	1 LAP	1:40.516	10	1 LAP	1:37.784	54	24.499	1:27.730
41	25.379	1:29.099	64	14.278	1:27.687	11	18.616	1:28.587	11	25.583	1:33.501	29	31.954	1:28.829
31	26.645	1:29.052	11	18.609	1:28.533	24	19.253	1:27.783	69	1 LAP	1:39.018	11	36.968	1:37.553
89	51.077	1:33.205	54	18.739	1:28.006	54	21.002	1:30.843	29	29.293	1:29.230	31	37.249	1:30.563
1	51.817	1:33.229	24	20.050	1:29.339	47	1 LAP	1:42.391	31	32.854	1:29.118	10	1 LAP	1:41.915
75	1:00.657	1:33.066	86	1 LAP	2:07.899	76	1 LAP	1:44.405	52	1 LAP	1:46.154	41	40.362	1:31.737
23	1:01.822	1:35.166	29	26.614	1:29.055	29	26.597	1:28.563	41	34.793	1:31.041	69	1 LAP	1:39.095
39	1:02.834	1:32.616	41	29.065	1:29.932	31	30.270	1:28.949	76	1 LAP	1:40.411	52	1 LAP	1:38.474
59	1:21.491	1:40.828	31	29.901	1:29.502	41	30.286	1:29.801	86	1 LAP	1:35.496	86	1 LAP	1:35.633
			89	58.142	1:33.311	86	1 LAP	1:37.938	89	1:09.238	1:32.999	76	1 LAP	1:39.144
			1	59.064	1:33.493	89	1:02.773	1:33.211	1	1:10.413	1:33.229	89	1:17.165	1:34.095
			75	1:08.155	1:33.744	1	1:03.718	1:33.234	39	1:21.195	1:33.821	1	1:17.542	1:33.297
			39	1:09.146	1:32.558	39	1:13.908	1:33.342	23	1:24.747	1:35.279			
			23	1:10.090	1:34.514	23	1:16.002	1:34.492						
			65	2 LAPS	4:49.792P	75	1:17.850	1:38.275						

HSCC 70s Road Sports LAP CHART - RACE 4

(contd.)

Lap 11			Lap 12			Lap 13			Lap 14			Lap 15		
No	Behind	Laptime	No	Behind	Laptime	No	Behind	Laptime	No	Behind	Laptime	No	Behind	Laptime
9		1:27.749	9		1:28.009	9		1:26.367	9		1:29.069	9		1:27.574
39	1 LAP	1:34.122	85	5.562	1:27.016	89	1 LAP	1:34.159	85	6.120	1:27.806	85	6.490	1:27.944
23	1 LAP	1:35.312	39	1 LAP	1:32.533	1	1 LAP	1:34.385	46	9.744	1:30.686	46	9.361	1:27.191
85	6.555	1:27.323	46	7.230	1:26.786	85	7.383	1:28.188	89	1 LAP	1:37.430	4	10.872	1:26.819
46	8.453	1:26.473	4	10.166	1:26.178	46	8.127	1:27.264	4	11.627	1:29.798	3	11.023	1:26.020
4	11.997	1:26.879	15	10.431	1:25.789	4	10.898	1:27.099	1	1 LAP	1:37.895	24	17.129	1:27.768
15	12.651	1:26.726	3	11.298	1:26.363	3	12.082	1:27.151	3	12.577	1:29.564	15	18.202	1:29.261
3	12.944	1:27.591	23	1 LAP	1:37.351	39	1 LAP	1:36.965	52	2 LAPS	2:05.203	89	1 LAP	1:36.928
24	18.928	1:26.321	24	16.850	1:25.931	15	17.950	1:33.886	15	16.515	1:27.634	1	1 LAP	1:35.860
64	19.363	1:28.298	64	21.011	1:29.657	24	18.923	1:28.440	24	16.935	1:27.081	64	26.361	1:28.747
54	25.695	1:28.945	54	25.327	1:27.641	64	24.126	1:29.482	76	3 LAPS	1:55.178	39	1 LAP	1:33.126
75	1 LAP	1:42.831	29	34.084	1:29.347	23	1 LAP	1:35.537	39	1 LAP	1:33.608	54	26.756	1:27.824
59	1 LAP	1:34.817	59	1 LAP	1:35.921	54	26.764	1:27.804	64	25.188	1:30.131	52	2 LAPS	1:39.561
29	32.746	1:28.541	31	41.447	1:30.589	29	35.826	1:28.109	54	26.506	1:28.811	76	3 LAPS	1:40.111
31	38.867	1:29.367	41	46.195	1:30.271	31	45.712	1:30.632	23	1 LAP	1:36.202	23	1 LAP	1:35.033
41	43.933	1:31.320	11	55.648	1:35.984	59	1 LAP	1:35.827	69	2 LAPS	2:28.473	29	39.524	1:30.319
11	47.673	1:38.454	10	1 LAP	1:38.315	41	49.855	1:30.027	29	36.779	1:30.022	69	2 LAPS	1:40.420
10	1 LAP	1:38.441	69	1 LAP	1:37.471	11	1:03.622	1:34.341	31	46.440	1:29.797	31	47.932	1:29.066
69	1 LAP	1:37.930	52	1 LAP	1:37.622	10	1 LAP	1:39.331	41	51.097	1:30.311	41	53.056	1:29.533
52	1 LAP	1:37.975	86	1 LAP	1:35.952	86	1 LAP	1:36.539	59	1 LAP	1:35.895	59	1 LAP	1:35.032
86	1 LAP	1:35.930	75	1 LAP	2:14.073P				11	1:08.869	1:34.316	11	1:16.023	1:34.728
89	1:22.958	1:33.542	76	2 LAPS	3:21.946P				10	1 LAP	1:38.799			
1	1:23.463	1:33.670							86	1 LAP	1:36.192			

**HSCC 70s Road Sports
LAP CHART - RACE 4**

(contd.)

Lap 16			Lap 17			Lap 18			Lap 19			Lap 20		
No	Behind	Laptime	No	Behind	Laptime	No	Behind	Laptime	No	Behind	Laptime	No	Behind	Laptime
9		1:26.320	9		1:26.950	9		1:26.620	9		1:26.379	9		1:25.718
86	2 LAPS	1:35.823	85	6.724	1:26.350	11	1 LAP	1:33.762	59	2 LAPS	1:35.100	85	6.099	1:26.430
85	7.324	1:27.154	3	9.408	1:26.258	85	6.211	1:26.107	85	5.387	1:25.555	3	8.965	1:26.366
10	2 LAPS	1:39.525	46	11.266	1:28.481	3	8.413	1:25.625	3	8.317	1:26.283	69	3 LAPS	1:39.743
46	9.735	1:26.694	4	12.072	1:27.740	46	11.706	1:27.060	11	1 LAP	1:34.263	46	13.971	1:27.579
3	10.100	1:25.397	86	2 LAPS	1:37.257	4	12.832	1:27.380	46	12.110	1:26.783	24	16.088	1:25.899
4	11.282	1:26.730	24	16.178	1:26.473	24	16.234	1:26.676	24	15.907	1:26.052	59	2 LAPS	1:41.749
24	16.655	1:25.846	15	17.872	1:26.847	15	17.605	1:26.353	4	16.023	1:29.570	11	1 LAP	1:32.769
15	17.975	1:26.093	10	2 LAPS	1:38.610	86	2 LAPS	1:35.148	15	17.251	1:26.025	15	19.017	1:27.484
1	1 LAP	1:33.035	64	30.458	1:28.359	10	2 LAPS	1:38.562	86	2 LAPS	1:36.213	4	21.655	1:31.350
64	29.049	1:29.008	54	30.681	1:28.041	64	33.307	1:29.469	54	34.099	1:27.001	54	35.450	1:27.069
54	29.590	1:29.154	1	1 LAP	1:32.742	54	33.477	1:29.416	64	37.255	1:30.327	64	42.431	1:30.894
39	1 LAP	1:33.329	39	1 LAP	1:31.878	1	1 LAP	1:32.522	10	2 LAPS	1:39.329	86	2 LAPS	1:35.278
52	2 LAPS	1:37.962	29	43.696	1:28.488	39	1 LAP	1:32.009	1	1 LAP	1:32.538	29	51.625	1:29.572
76	3 LAPS	1:38.355	52	2 LAPS	1:37.973	29	46.130	1:29.054	29	47.771	1:28.020	1	1 LAP	1:33.783
29	42.158	1:28.954	76	3 LAPS	1:38.239	31	56.878	1:29.325	39	1 LAP	1:32.067	39	1 LAP	1:32.610
23	1 LAP	1:34.879	31	54.173	1:30.273	52	2 LAPS	1:38.847	75	7 LAPS	9:51.727	10	2 LAPS	1:40.940
31	50.850	1:29.238	23	1 LAP	1:35.216	41	1:03.421	1:29.436	31	1:00.920	1:30.421	75	7 LAPS	1:33.935
41	56.975	1:30.239	41	1:00.605	1:30.580	23	1 LAP	1:35.134	41	1:07.844	1:30.802	31	1:05.994	1:30.792
69	2 LAPS	1:39.344	69	2 LAPS	1:37.983	76	3 LAPS	1:40.680	23	1 LAP	1:34.259	41	1:11.338	1:29.212
89	1 LAP	2:11.190P	59	1 LAP	1:34.953	69	2 LAPS	1:37.891	52	2 LAPS	1:39.523	23	1 LAP	1:35.362
59	1 LAP	1:35.529							76	3 LAPS	1:38.161	52	2 LAPS	1:38.401
11	1:23.791	1:34.088												

HSCC 70s Road Sports

LAP CHART - RACE 4

(contd.)

Lap 21			Lap 22			Lap 23			Lap 24			Lap 25		
No	Behind	Laptime	No	Behind	Laptime	No	Behind	Laptime	No	Behind	Laptime	No	Behind	Laptime
9		1:28.151												
76	4 LAPS	1:38.484												
85	5.448	1:27.500												
3	7.431	1:26.617												
46	12.560	1:26.740												
24	13.379	1:25.442												
15	18.217	1:27.351												
11	1 LAP	1:29.955												
69	3 LAPS	1:42.243												
4	26.174	1:32.670												
59	2 LAPS	1:42.859												
54	35.699	1:28.400												
64	50.430	1:36.150												
86	2 LAPS	1:36.098												
29	53.069	1:29.595												
1	1 LAP	1:33.401												
39	1 LAP	1:32.505												
31	1:09.358	1:31.515												
10	2 LAPS	1:38.640												
75	7 LAPS	1:34.253												
41	1:11.431	1:28.244												
23	1 LAP	1:35.460												
52	2 LAPS	1:39.065												

HSCC "Duo" Derek Bell Trophy supported by Motor Sport

RACE CLASSIFICATION - RACE 5

POS	NO	CL	DRIVER	NAT	CAR	TIME	LAPS	GAP	MPH	BEST
1	70	A	James DENTY		Lotus 70	25:59.942	22		99.10	1:10.227
2	54	B	Mark DWYER		March 742	26:46.090	22	46.148	96.25	1:10.223
3	77	B	Paul DRAYSON		March 712	27:02.822	22	1:02.880	95.26	1:11.431
4	92	B	Mark GRIFFITHS		Surtees TS15	27:03.052	22	1:03.110	95.25	1:11.637
5	48	C	Stuart TILLEY		Modus M1	27:11.017	22	1:11.075	94.78	1:11.264
6	52	A	John MONSON		Chevron B28	26:03.486	21	1 LAP	94.38	1:12.908
7	82	C	Ian RIMMER		March 76B	26:07.558	19	3 LAPS	85.17	1:20.531
NOT CLASSIFIED										
74	A	Judy LYONS		Gurney Eagle	6:52.679	4	D.N.F.	68.11	1:39.058	
5	A	Steve WARD		Lola T330	3:44.099	3	D.N.F.	94.07	1:12.821	
1	A	Frank LYONS		Lola T330		0	D.N.F.	N/A		
FASTEST LAP										
54	B	Mark DWYER		March 742	1:10.223	9	100.07mph	161.04kph		
70	A	James DENTY		Lotus 70	1:10.227	20	100.06mph	161.03kph		
48	C	Stuart TILLEY		Modus M1	1:11.264	9	98.60mph	158.69kph		

Weather / Track : Sunny / Dry
 These results are provisional until the conclusion of any judicial and technical matters.

Snetterton
 Circuit Length = 1.9520 miles.
 Start: 15:05 End: 15:31

Clerk of Course	Timekeeper:
-----------------	-------------

HSCC "Duo" Derek Bell Trophy supported by Motor Sport

LAP CHART - RACE 5

Lap 1			Lap 2			Lap 3			Lap 4			Lap 5		
No	Behind	Laptime	No	Behind	Laptime	No	Behind	Laptime	No	Behind	Laptime	No	Behind	Laptime
70		1:15.189	70		1:10.707	70		1:10.590	70		1:10.892	70		1:10.680
48	1.454	1:16.643	48	2.190	1:11.443	48	4.156	1:12.556	48	5.306	1:12.042	48	7.400	1:12.774
5	3.218	1:18.407	5	5.382	1:12.871	5	7.613	1:12.821	54	9.770	1:12.072	54	10.621	1:11.531
54	3.683	1:18.872	54	6.793	1:13.817	54	8.590	1:12.387	92	13.282	1:13.141	92	15.456	1:12.854
52	4.559	1:19.748	52	8.046	1:14.194	92	11.033	1:13.358	52	18.606	1:17.092	52	22.799	1:14.873
92	5.398	1:20.587	92	8.265	1:13.574	52	12.406	1:14.950	74	1 LAP	1:45.108	77	32.387	1:14.707
77	12.858	1:28.047	77	18.935	1:16.784	77	23.681	1:15.336	77	28.360	1:15.571	74	1 LAP	1:42.284
82	14.258	1:29.447	82	26.530	1:22.979	82	38.371	1:22.431	82	49.879	1:22.400	82	1:01.554	1:22.355
74	31.040	1:46.229	74	59.391	1:39.058									

HSCC "Duo" Derek Bell Trophy supported by Motor Sport

LAP CHART - RACE 5

(contd.)

Lap 6			Lap 7			Lap 8			Lap 9			Lap 10		
No	Behind	Laptime	No	Behind	Laptime	No	Behind	Laptime	No	Behind	Laptime	No	Behind	Laptime
70		1:10.404	70		1:11.235	70		1:10.375	70		1:10.420	70		1:10.288
48	8.660	1:11.664	82	1 LAP	1:23.245	48	9.960	1:11.398	48	10.804	1:11.264	54	12.375	1:10.246
54	11.353	1:11.136	48	8.937	1:11.512	54	12.614	1:11.877	54	12.417	1:10.223	48	13.264	1:12.748
92	19.369	1:14.317	54	11.112	1:10.994	82	1 LAP	1:23.097	82	1 LAP	1:20.531	92	36.445	1:14.987
52	26.991	1:14.596	92	23.081	1:14.947	92	26.861	1:14.155	92	31.746	1:15.305	82	1 LAP	1:22.496
77	35.314	1:13.331	52	30.193	1:14.437	52	34.369	1:14.551	52	37.676	1:13.727	52	41.136	1:13.748
			77	37.208	1:13.129	77	39.655	1:12.822	77	41.430	1:12.195	77	42.673	1:11.531

HSCC "Duo" Derek Bell Trophy supported by Motor Sport

LAP CHART - RACE 5

(contd.)

Lap 11			Lap 12			Lap 13			Lap 14			Lap 15		
No	Behind	Laptime	No	Behind	Laptime	No	Behind	Laptime	No	Behind	Laptime	No	Behind	Laptime
70		1:10.765	70		1:11.176	70		1:10.726	70		1:10.613	70		1:10.437
54	12.636	1:11.026	54	12.640	1:11.180	54	14.961	1:13.047	54	17.492	1:13.144	82	2 LAPS	1:21.593
48	17.444	1:14.945	48	23.776	1:17.508	48	29.367	1:16.317	48	34.332	1:15.578	54	19.317	1:12.262
92	40.610	1:14.930	92	42.870	1:13.436	92	44.456	1:12.312	92	46.356	1:12.513	48	39.505	1:15.610
52	43.371	1:13.000	52	45.284	1:13.089	52	47.569	1:13.011	52	50.914	1:13.958	92	49.069	1:13.150
77	43.971	1:12.063	77	45.903	1:13.108	77	48.202	1:13.025	77	51.504	1:13.915	77	53.951	1:12.884
82	1 LAP	1:21.900	82	1 LAP	1:21.262	82	1 LAP	1:20.936				52	54.481	1:14.004

HSCC "Duo" Derek Bell Trophy supported by Motor Sport

LAP CHART - RACE 5

(contd.)

Lap 16			Lap 17			Lap 18			Lap 19			Lap 20		
No	Behind	Laptime	No	Behind	Laptime	No	Behind	Laptime	No	Behind	Laptime	No	Behind	Laptime
70		1:10.365	70		1:10.826	70		1:11.076	70		1:11.098	70		1:10.227
54	20.792	1:11.840	54	23.409	1:13.443	54	25.593	1:13.260	54	28.479	1:13.984	54	33.180	1:14.928
82	2 LAPS	1:21.046	82	2 LAPS	1:21.778	82	2 LAPS	1:21.456	82	2 LAPS	1:22.940	48	58.484	1:14.448
48	42.232	1:13.092	48	45.642	1:14.236	48	49.143	1:14.577	48	54.263	1:16.218	92	59.077	1:11.637
92	52.212	1:13.508	92	54.351	1:12.965	92	55.955	1:12.680	92	57.667	1:12.810	77	59.513	1:11.857
77	55.280	1:11.694	77	55.947	1:11.493	77	56.302	1:11.431	77	57.883	1:12.679	82	2 LAPS	1:23.430
52	58.324	1:14.208	52	1:00.406	1:12.908	52	1:02.834	1:13.504	52	1:07.206	1:15.470			

HSCC "Duo" Derek Bell Trophy supported by Motor Sport LAP CHART - RACE 5

(contd.)

Lap 21			Lap 22			Lap 23			Lap 24			Lap 25		
No	Behind	Laptime	No	Behind	Laptime	No	Behind	Laptime	No	Behind	Laptime	No	Behind	Laptime
70		1:10.356	70		1:11.497									
52	1 LAP	1:14.776	52	1 LAP	1:13.642									
54	39.267	1:16.443	82	3 LAPS	1:22.236									
92	1:01.290	1:12.569	54	46.148	1:18.378									
77	1:01.538	1:12.381	77	1:02.880	1:12.839									
48	1:06.762	1:18.634	92	1:03.110	1:13.317									
			48	1:11.075	1:15.810									

**HSCC "Duo" Derek Bell Trophy supported by Motor Sport
GRID - RACE 13 - AMENDED**

ROW
6

51 OLLEY

52 DIFFEY

ROW
5

1 LYONS

5 WARD

ROW
4

74 LYONS

82 RIMMER

ROW
3

48 TILLEY

92 GRIFFITHS

ROW
2


77 DRAYSON

54 DWYER

ROW
1

70 DENTY

POLE



Weather / Track : Sunny / Dry

Snetterton
Circuit Length = 1.9520 miles.

These results are provisional until the conclusion of any judicial and technical matters.

Clerk of Course		Timekeeper:
-----------------	--	-------------

HSCC Classic Formula 3

RACE CLASSIFICATION - RACE 6

POS	NO	CL	DRIVER	NAT	CAR	TIME	LAPS	GAP	MPH	BEST
1	7	A	Richard TROTT		Chevron B43	14:46.967	12		95.07	1:12.588
2	4	A	Paul CAMPFIELD		March 803	15:00.524	12	13.557	93.64	1:13.583
3	63	A	Paul SMITH		Ralt RT1	15:02.790	12	15.823	93.40	1:13.463
4	14	A	Iain ROWLEY		March 793	15:03.466	12	16.499	93.33	1:13.850
5	82	A	John BRADSHAW		Argo JM1	15:31.114	12	44.147	90.56	1:15.439
6	35	C	Colin WRIGHT		Reynard SF79	15:46.685	12	59.718	89.07	1:17.621
7	60	C	Nigel GRANT		Delta T78	15:48.155	12	1:01.188	88.93	1:17.453
8	65	C	Peter DENHAM		Reynard SF78	15:54.044	12	1:07.077	88.38	1:17.379
9	53	C	Roger PRICE		Delta T79	15:55.913	12	1:08.946	88.21	1:17.302
10	79	C	Warren MOYE		Delta T79	16:03.260	12	1:16.293	87.54	1:18.417
11	76	A	David O'DWYER		March 793	14:52.619	11	1 LAP	86.59	1:19.022
12	9	C	Adam ORMANDY		Reynard SF78	14:53.236	11	1 LAP	86.53	1:17.221
13	64	C	Janet SHERRY		Royale RP27	15:27.345	11	1 LAP	83.35	1:21.992
14	69	B	Albert CLEMENTS		Lotus 69	15:47.710	11	1 LAP	81.56	1:24.127
15	96	B	Gareth WALTERS		Palliser WDF3	14:56.541	10	2 LAPS	78.38	1:27.099
16	20	B	Vernon WILLIAMSON		Hesketh Dastle Mk8	15:02.834	10	2 LAPS	77.83	1:28.091
17	84	B	Bob YARWOOD		Elden F3	15:15.360	10	2 LAPS	76.77	1:28.741

NOT CLASSIFIED

54	C	Peter RICHARDS		Delta T79	14:46.851	11	D.N.F.	87.16	1:17.570
51	C	John TAYLOR		Delta T79	15:26.588	11	D.N.F.	83.42	1:22.001
81	C	Tom BRADSHAW		Royale RP27	9:17.277	7	D.N.F.	88.26	1:17.145
46	A	Alan GOODMAN		March 793	5:13.566	4	D.N.F.	89.64	1:16.531
90	A	Alan PARKER		Chevron B38	4:14.667	3	D.N.F.	82.78	1:20.113
83	C	Jonathan LUCAS		Reynard SF79		0	D.N.F.	N/A	
17	A	Keith WHITE		Ralt RT1		0	D.N.F.	N/A	
16	C	David BOLAND		Delta T79		0	D.N.F.	N/A	

FASTEST LAP

7	A	Richard TROTT		Chevron B43	1:12.588	10	96.80mph	155.79kph
35	C	Colin WRIGHT		Reynard SF79	1:17.621	7	90.53mph	145.69kph
69	B	Albert CLEMENTS		Lotus 69	1:24.127	11	83.53mph	134.43kph

These results are provisional until the conclusion of any judicial and technical matters
Weather / Track : Sunny / Dry

Snetterton
Circuit Length = 1.9520 miles.
Start: 15:41 End: 15:58

Clerk of Course:	Stewards:	Timekeeper:
------------------	-----------	-------------

HSCC Classic Formula 3

LAP CHART - RACE 6

Lap 1			Lap 2			Lap 3			Lap 4			Lap 5		
No	Behind	Laptime	No	Behind	Laptime	No	Behind	Laptime	No	Behind	Laptime	No	Behind	Laptime
7		1:18.924	7		1:13.552	7		1:13.678	7		1:13.406	7		1:13.155
14	1.467	1:20.391	14	2.707	1:14.792	14	3.147	1:14.118	14	3.642	1:13.901	14	4.546	1:14.059
4	1.827	1:20.751	4	3.179	1:14.904	4	4.031	1:14.530	4	4.963	1:14.338	4	5.791	1:13.983
46	3.692	1:22.616	46	7.107	1:16.967	46	9.960	1:16.531	63	12.366	1:13.718	63	12.735	1:13.524
35	7.812	1:26.736	63	11.982	1:15.087	63	12.054	1:13.750	46	14.006	1:17.452	82	22.909	1:16.838
60	8.309	1:27.233	35	13.702	1:19.442	82	17.193	1:16.255	82	19.226	1:15.439	35	28.575	1:17.992
65	8.978	1:27.902	60	14.328	1:19.571	35	18.910	1:18.886	35	23.738	1:18.234	54	29.176	1:17.869
82	9.257	1:28.181	82	14.616	1:18.911	60	19.359	1:18.709	54	24.462	1:17.916	81	30.148	1:17.998
53	9.450	1:28.374	54	15.741	1:18.749	54	19.952	1:17.889	60	24.876	1:18.923	60	30.547	1:18.826
63	10.447	1:29.371	53	16.431	1:20.533	81	21.566	1:17.960	81	25.305	1:17.145	53	32.860	1:18.666
54	10.544	1:29.468	65	17.160	1:21.734	53	21.930	1:19.177	53	27.349	1:18.825	65	34.801	1:19.158
81	12.976	1:31.900	81	17.284	1:17.860	65	23.366	1:19.884	65	28.798	1:18.838	79	36.859	1:18.586
64	13.737	1:32.661	79	21.154	1:20.613	79	26.326	1:18.850	79	31.428	1:18.508	9	39.031	1:17.622
79	14.093	1:33.017	90	22.078	1:20.541	90	28.513	1:20.113	9	34.564	1:17.963	76	43.289	1:19.046
90	15.089	1:34.013	76	24.509	1:21.862	9	30.007	1:18.614	76	37.398	1:19.022	64	56.221	1:23.014
76	16.199	1:35.123	9	25.071	1:20.156	76	31.782	1:20.951	64	46.362	1:23.935	51	58.018	1:22.025
69	16.581	1:35.505	64	25.765	1:25.580	64	35.833	1:23.746	51	49.148	1:22.733	69	1:03.773	1:26.005
9	18.467	1:37.391	69	28.555	1:25.526	69	39.547	1:24.670	69	50.923	1:24.782			
51	19.803	1:38.727	51	30.427	1:24.176	51	39.821	1:23.072	96	1:04.997	1:28.056			
96	21.747	1:40.671	96	36.381	1:28.186	96	50.347	1:27.644	20	1:07.204	1:28.091			
20	23.082	1:42.006	20	38.015	1:28.485	20	52.519	1:28.182	84	1:13.110	1:29.599			
84	24.511	1:43.435	84	40.292	1:29.333	84	56.917	1:30.303						

HSCC Classic Formula 3

LAP CHART - RACE 6

(contd.)

Lap 6			Lap 7			Lap 8			Lap 9			Lap 10		
No	Behind	Laptime	No	Behind	Laptime	No	Behind	Laptime	No	Behind	Laptime	No	Behind	Laptime
7		1:13.562	7		1:13.113	7		1:14.448	7		1:12.997	7		1:12.588
14	6.587	1:15.603	69	1 LAP	1:25.016	64	1 LAP	1:23.432	4	11.993	1:14.303	4	12.988	1:13.583
4	7.765	1:15.536	14	7.987	1:14.513	51	1 LAP	1:22.975	51	1 LAP	1:22.405	14	14.331	1:13.850
96	1 LAP	1:30.278	4	8.511	1:13.859	4	10.687	1:16.624	14	13.069	1:14.704	63	15.125	1:14.192
20	1 LAP	1:29.028	63	13.540	1:14.017	14	11.362	1:17.823	63	13.521	1:13.719	51	1 LAP	1:22.616
63	12.636	1:13.463	96	1 LAP	1:27.099	63	12.799	1:13.707	64	1 LAP	1:24.150	64	1 LAP	1:22.512
84	1 LAP	1:30.594	20	1 LAP	1:28.783	69	1 LAP	1:28.538	69	1 LAP	1:24.910	69	1 LAP	1:24.343
82	25.322	1:15.975	82	28.818	1:16.609	82	32.352	1:17.982	82	36.552	1:17.197	82	40.021	1:16.057
35	32.853	1:17.840	84	1 LAP	1:30.430	96	1 LAP	1:28.533	35	45.489	1:17.762	35	51.179	1:18.278
54	33.184	1:17.570	35	37.361	1:17.621	20	1 LAP	1:29.573	60	48.524	1:18.091	60	53.744	1:17.808
81	33.767	1:17.181	81	37.887	1:17.233	35	40.724	1:17.811	96	1 LAP	1:28.175	65	59.837	1:18.716
60	34.926	1:17.941	54	38.338	1:18.267	60	43.430	1:18.509	53	53.574	1:19.404	53	1:00.865	1:19.879
53	37.534	1:18.236	60	39.369	1:17.556	53	47.167	1:18.902	65	53.709	1:18.814	79	1:06.749	1:19.853
65	39.693	1:18.454	53	42.713	1:18.292	65	47.892	1:17.971	20	1 LAP	1:29.934	54	1:07.153	1:19.639
79	41.801	1:18.504	65	44.369	1:17.789	84	1 LAP	1:31.076	79	59.484	1:20.254	96	1 LAP	1:28.916
9	43.244	1:17.775	79	47.159	1:18.471	79	52.227	1:19.516	54	1:00.102	1:18.927	76	1:14.030	1:20.185
76	48.859	1:19.132	76	55.216	1:19.470	54	54.172	1:30.282	76	1:06.433	1:19.616			
64	1:06.557	1:23.898	9	59.110	1:28.979	76	59.814	1:19.046	9	1:08.524	1:17.221			
51	1:07.623	1:23.167				9	1:04.300	1:19.638	84	1 LAP	1:31.942			

HSCC Classic Formula 3

LAP CHART - RACE 6

(contd.)

Lap 11			Lap 12			Lap 13			Lap 14			Lap 15		
No	Behind	Laptime	No	Behind	Laptime	No	Behind	Laptime	No	Behind	Laptime	No	Behind	Laptime
7		1:14.399	7		1:13.145	7		1:11.936						
20	2 LAPS	1:30.069	76	1 LAP	1:19.166	79	1 LAP	1:18.671						
9	1 LAP	1:19.168	9	1 LAP	1:18.709									
84	2 LAPS	1:28.741	96	2 LAPS	1:28.983									
4	12.593	1:14.004	4	13.557	1:14.109									
63	14.645	1:13.919	63	15.823	1:14.323									
14	14.693	1:14.761	20	2 LAPS	1:28.683									
51	1 LAP	1:22.691	14	16.499	1:14.951									
64	1 LAP	1:22.425	84	2 LAPS	1:29.907									
82	41.396	1:15.774	51	1 LAP	1:22.001									
69	1 LAP	1:24.288	64	1 LAP	1:21.992									
35	54.503	1:17.723	82	44.147	1:15.896									
60	56.798	1:17.453	35	59.718	1:18.360									
65	1:02.843	1:17.405	69	1 LAP	1:24.127									
53	1:03.768	1:17.302	60	1:01.188	1:17.535									
79	1:10.767	1:18.417	65	1:07.077	1:17.379									
54	1:13.029	1:20.275	53	1:08.946	1:18.323									

HSCC Classic Formula 3 COMBINED RACE RESULT

POS	NO	CL	DRIVER	NAT	CAR	TIME	LAPS	GAP	MPH	BEST
1	7	A	Richard TROTT		Chevron B43	29:32.462	24		95.15	1:12.430
2	4	A	Paul CAMPFIELD		March 803	30:08.240	24	35.778	93.26	1:13.583
3	14	A	Iain ROWLEY		March 793	30:10.811	24	38.349	93.13	1:13.674
4	35	C	Colin WRIGHT		Reynard SF79	31:32.806	24	2:00.344	89.10	1:16.708
5	60	C	Nigel GRANT		Delta T78	31:35.269	24	2:02.807	88.98	1:17.402
6	65	C	Peter DENHAM		Reynard SF78	31:48.914	24	2:16.452	88.35	1:17.379
7	79	C	Warren MOYE		Delta T79	31:56.660	24	2:24.198	87.99	1:17.565
8	53	C	Roger PRICE		Delta T79	31:57.115	24	2:24.653	87.97	1:17.302
9	9	C	Adam ORMANDY		Reynard SF78	30:38.446	23	1 LAP	87.91	1:16.837
10	64	C	Janet SHERRY		Royale RP27	30:58.299	22	2 LAPS	83.19	1:21.992
11	69	B	Albert CLEMENTS		Lotus 69	31:10.650	22	2 LAPS	82.64	1:22.348
12	76	A	David O'DWYER		March 793	27:18.526	20	4 LAPS	85.77	1:19.022
13	96	B	Gareth WALTERS		Palliser WDF3	29:55.898	20	4 LAPS	78.25	1:27.099
14	20	B	Vernon WILLIAMSON		Hesketh Dastle Mk8	30:22.375	20	4 LAPS	77.12	1:28.091
15	84	B	Bob YARWOOD		Elden F3	30:37.707	20	4 LAPS	76.47	1:28.741
NOT CLASSIFIED										
51	C	John TAYLOR		Delta T79		30:59.464	22	D.N.F.	83.14	1:21.358
82	A	John BRADSHAW		Argo JM1		20:36.549	16	N.C.F.	90.92	1:14.312
46	A	Alan GOODMAN		March 793		20:37.695	16	D.N.F.	90.84	1:14.937
63	A	Paul SMITH		Ralt RT1		15:02.790	12	N.C.F.	93.40	1:13.463
54	C	Peter RICHARDS		Delta T79		16:16.812	12	D.N.F.	86.32	1:17.570
17	A	Keith WHITE		Ralt RT1		12:16.541	10	D.N.F.	95.40	1:12.484
83	C	Jonathan LUCAS		Reynard SF79		11:53.100	9	D.N.F.	88.69	1:17.339
81	C	Tom BRADSHAW		Royale RP27		9:17.277	7	D.N.F.	88.26	1:17.145
90	A	Alan PARKER		Chevron B38		4:14.667	3	D.N.F.	82.78	1:20.113
16	C	David BOLAND		Delta T79		2:23.059	1	D.N.F.	49.12	
FASTEST LAP										
7	A	Richard TROTT		Chevron B43		1:12.430	4	97.02mph		156.13kph
35	C	Colin WRIGHT		Reynard SF79		1:16.708	10	91.61mph		147.43kph
69	B	Albert CLEMENTS		Lotus 69		1:22.348	8	85.33mph		137.33kph

These results are provisional until the conclusion of any judicial and technical matters
Weather / Track : Sunny / Dry

Snetterton
Circuit Length = 1.9520 miles.
Start: 15:41 End: 15:58

Clerk of Course:	Stewards:	Timekeeper:

HSCC/FJHRA "Millers Oils" Historic Formula Junior

RACE CLASSIFICATION - RACE 7

POS	NO	CL	NAME	NAT	ENTRY	TIME	LAPS	GAP	MPH	BEST
1	84	C2	Mark WOODHOUSE		Lotus 20	20:42.799	15		84.81	1:21.815
2	79	C2	Andrew HIBBERD		Lotus 22	20:43.756	15	0.957	84.75	1:20.678
3	83	C2	Barry WESTMORELAND		Lotus 22	21:19.973	15	37.174	82.35	1:23.448
4	78	C2	Paul SMEETH		Lotus 22	21:34.512	15	51.713	81.42	1:24.206
5	12	A2	Stuart ROACH		Alexis Mk2	20:51.693	14	1 LAP	78.59	1:27.310
6	97	C2	David BROWN		Brabham BT6	21:25.068	14	1 LAP	76.55	1:27.492
7	56	C1	Peter JACKSON		Cooper T56	21:26.420	14	1 LAP	76.47	1:29.573
8	34	B	Jeremy BOUCKLEY		Cooper Mk II	21:28.058	14	1 LAP	76.37	1:29.322
9	1	B	Kevin MUSSON		Lotus 18	21:30.055	14	1 LAP	76.26	1:29.047
10	29	A2	William GRIMSHAW		Moorland Mk1	21:36.914	14	1 LAP	75.85	1:29.498
11	13	A2	Keith ROACH		Gemini Mk2	21:37.799	14	1 LAP	75.80	1:29.783
12	19	B	Mike WALLER		Kieft	21:51.618	14	1 LAP	75.00	1:29.710
13	48	B	Paul HEWES		Lotus 18	21:14.702	13	2 LAPS	71.66	1:33.462
14	32	B	Mark GREEN		Lotus 18	21:18.097	13	2 LAPS	71.47	1:34.048
15	76	C1	Vernon WILLIAMSON		Ausper T3	21:19.570	13	2 LAPS	71.39	1:34.781
16	66	C2	Alexander MORTON		Ausper T3	21:53.359	13	2 LAPS	69.55	1:37.955

NOT CLASSIFIED

85	C1	John CHISHOLM		Gemini Mk3A	16:10.629	11	D.N.F.	79.63	1:26.444
8	A2	Erica PILKINGTON		Gemini Mk2	7:16.868	4	D.N.F.	64.34	1:42.772
11	A2	David STEVENSON		Mallock U2	5:37.494	3	D.N.F.	62.46	1:33.933

FASTEST LAP

79	C2	Andrew HIBBERD		Lotus 22	1:20.678	15	87.10mph	140.17kph
85	C1	John CHISHOLM		Gemini Mk3A	1:26.444	7	81.29mph	130.82kph
12	A2	Stuart ROACH		Alexis Mk2	1:27.310	5	80.48mph	129.52kph
1	B	Kevin MUSSON		Lotus 18	1:29.047	13	78.91mph	127.00kph

Weather / Track : Sunny / Dry
 These results are provisional until the conclusion of any judicial and technical matters.

Snetterton
 Circuit Length = 1.9520 miles.
 Start: 16:27 End: 16:48

Clerk of Course	Timekeeper:
-----------------	-------------

HSCC/FJHRA "Millers Oils" Historic Formula Junior LAP CHART - RACE 7

Lap 1			Lap 2			Lap 3			Lap 4			Lap 5		
No	Behind	Laptime	No	Behind	Laptime	No	Behind	Laptime	No	Behind	Laptime	No	Behind	Laptime
84		1:28.465	79		1:22.239	79		1:22.340	79		1:21.946	79		1:21.637
79	0.302	1:28.767	84	0.396	1:22.937	84	0.454	1:22.398	84	0.323	1:21.815	84	0.849	1:22.163
83	1.573	1:30.038	83	2.480	1:23.448	83	3.711	1:23.571	11	1 LAP	2:18.742P	83	9.822	1:25.335
85	8.309	1:36.774	85	14.398	1:28.630	78	16.649	1:24.403	83	6.124	1:24.359	8	1 LAP	1:48.864
97	9.368	1:37.833	78	14.586	1:26.353	85	20.626	1:28.568	78	20.079	1:25.376	78	23.554	1:25.112
12	10.022	1:38.487	97	16.359	1:29.532	97	22.084	1:28.065	85	26.315	1:27.635	85	31.479	1:26.801
78	10.774	1:39.239	12	16.837	1:29.356	12	23.035	1:28.538	97	27.796	1:27.658	97	33.651	1:27.492
1	15.608	1:44.073	1	23.330	1:30.263	1	30.620	1:29.630	12	28.748	1:27.659	12	34.421	1:27.310
34	15.914	1:44.379	34	24.462	1:31.089	34	34.648	1:32.526	1	38.781	1:30.107	1	46.916	1:29.772
11	16.354	1:44.819	11	27.746	1:33.933	56	35.525	1:30.010	56	44.553	1:30.974	56	54.330	1:31.414
56	18.343	1:46.808	56	27.855	1:32.053	19	38.506	1:32.044	34	45.413	1:32.711	34	55.543	1:31.767
19	19.228	1:47.693	19	28.802	1:32.115	13	39.692	1:31.583	19	47.658	1:31.098	19	57.395	1:31.374
13	20.224	1:48.689	13	30.449	1:32.766	29	42.120	1:29.784	13	48.902	1:31.156	13	58.664	1:31.399
32	20.476	1:48.941	29	34.676	1:32.731	32	52.501	1:38.833	29	50.216	1:30.042	29	58.972	1:30.393
66	22.694	1:51.159	32	36.008	1:38.073	66	55.370	1:38.873	32	1:10.064	1:39.509			
29	24.486	1:52.951	66	38.837	1:38.684	48	57.442	1:36.434	48	1:11.092	1:35.596			
76	24.544	1:53.009	76	42.047	1:40.044	76	1:00.586	1:40.879	66	1:12.960	1:39.536			
48	29.371	1:57.836	48	43.348	1:36.518	8	1:14.658	1:43.561	76	1:15.688	1:37.048			
8	33.206	2:01.671	8	53.437	1:42.772									

HSCC/FJHRA "Millers Oils" Historic Formula Junior LAP CHART - RACE 3

(contd.)

Lap 6			Lap 7			Lap 8			Lap 9			Lap 10		
No	Behind	Laptime	No	Behind	Laptime	No	Behind	Laptime	No	Behind	Laptime	No	Behind	Laptime
79		1:24.917	79		1:21.984	79		1:22.079	79		1:22.057	79		1:23.326
84	0.151	1:24.219	84	0.381	1:22.214	84	0.329	1:22.027	13	1 LAP	1:30.387	84	0.329	1:23.197
48	1 LAP	1:39.362	83	12.585	1:24.041	83	14.957	1:24.451	84	0.458	1:22.186	97	1 LAP	1:31.278
32	1 LAP	1:40.700	48	1 LAP	1:36.827	78	32.010	1:24.838	83	17.872	1:24.972	1	1 LAP	1:41.183
76	1 LAP	1:37.279	32	1 LAP	1:40.578	48	1 LAP	1:37.270	78	34.905	1:24.952	56	1 LAP	1:32.186
66	1 LAP	1:42.765	76	1 LAP	1:38.507	76	1 LAP	1:37.770	48	1 LAP	1:36.090	34	1 LAP	1:31.811
83	10.528	1:25.623	66	1 LAP	1:38.020	32	1 LAP	1:38.903	85	48.421	1:27.531	19	1 LAP	1:31.828
78	24.039	1:25.402	78	29.251	1:27.196	66	1 LAP	1:37.955	76	1 LAP	1:35.221	29	1 LAP	1:32.092
85	33.610	1:27.048	85	38.070	1:26.444	85	42.947	1:26.956	32	1 LAP	1:36.294	13	1 LAP	1:32.810
97	36.758	1:28.024	12	46.621	1:31.184	12	54.210	1:29.668	66	1 LAP	1:39.734	83	19.467	1:24.921
12	37.421	1:27.917	1	1:00.546	1:30.752	1	1:09.030	1:30.563	12	1:00.665	1:28.512	78	35.785	1:24.206
1	51.778	1:29.779	97	1:06.556	1:51.782	97	1:16.936	1:32.459				85	52.390	1:27.295
56	1:00.858	1:31.445	56	1:09.838	1:30.964	56	1:18.050	1:30.291				48	1 LAP	1:36.412
34	1:02.492	1:31.866	34	1:10.601	1:30.093	34	1:19.077	1:30.555				76	1 LAP	1:35.467
19	1:03.857	1:31.379	19	1:12.694	1:30.821	19	1:20.923	1:30.308				32	1 LAP	1:35.117
13	1:05.177	1:31.430	13	1:13.933	1:30.740	29	1:21.729	1:29.498				12	1:06.298	1:28.959
29	1:05.570	1:31.515	29	1:14.310	1:30.724							66	1 LAP	1:40.089

HSCC/FJHRA "Millers Oils" Historic Formula Junior LAP CHART - RACE 3

(contd.)

Lap 11			Lap 12			Lap 13			Lap 14			Lap 15		
No	Behind	Laptime	No	Behind	Laptime	No	Behind	Laptime	No	Behind	Laptime	No	Behind	Laptime
84		1:21.904	84		1:21.964	84		1:22.965	84		1:22.087	84		1:22.258
79	5.829	1:28.062	79	5.277	1:21.412	79	3.719	1:21.407	79	2.537	1:20.905	79	0.957	1:20.678
97	1 LAP	1:30.628	66	2 LAPS	1:39.195	48	2 LAPS	1:33.941	12	1 LAP	1:28.632	12	1 LAP	1:28.326
56	1 LAP	1:30.177	97	1 LAP	1:29.803	76	2 LAPS	1:36.099	48	2 LAPS	1:33.462	48	2 LAPS	1:34.851
34	1 LAP	1:30.533	56	1 LAP	1:29.573	32	2 LAPS	1:36.074	76	2 LAPS	1:34.781	32	2 LAPS	1:34.829
1	1 LAP	1:31.688	34	1 LAP	1:30.164	56	1 LAP	1:30.007	32	2 LAPS	1:34.048	76	2 LAPS	1:36.427
19	1 LAP	1:29.710	1	1 LAP	1:29.957	97	1 LAP	1:31.987	83	33.903	1:26.312	83	37.174	1:25.529
29	1 LAP	1:29.835	19	1 LAP	1:30.912	34	1 LAP	1:29.322	56	1 LAP	1:30.066	97	1 LAP	1:28.015
13	1 LAP	1:29.783	29	1 LAP	1:29.727	83	29.678	1:27.569	97	1 LAP	1:30.512	56	1 LAP	1:30.452
83	21.911	1:24.677	83	25.074	1:25.127	1	1 LAP	1:31.170	34	1 LAP	1:30.779	34	1 LAP	1:30.463
78	38.587	1:25.035	13	1 LAP	1:30.414	19	1 LAP	1:32.975	1	1 LAP	1:29.047	1	1 LAP	1:32.071
85	57.104	1:26.947	78	40.872	1:24.249	29	1 LAP	1:33.178	29	1 LAP	1:32.754	78	51.713	1:26.668
12	1:12.153	1:28.088	12	1:19.246	1:29.057	66	2 LAPS	1:46.917	13	1 LAP	1:32.547	29	1 LAP	1:31.690
76	1 LAP	1:37.039				13	1 LAP	1:32.336	78	47.303	1:25.903	13	1 LAP	1:31.759
48	1 LAP	1:40.103				78	43.487	1:25.580	66	2 LAPS	1:39.972	19	1 LAP	1:36.615
32	1 LAP	1:36.198							19	1 LAP	1:42.746	66	2 LAPS	1:40.460

HSCC/FJHRA "Millers Oils" Historic Formula Junior COMBINED RACE RESULT

POS	NO	CL	NAME	NAT	ENTRY	TIME	LAPS	GAP	MPH	BEST
1	79	C2	Andrew HIBBERD		Lotus 22	41:29.524	30		84.68	1:20.678
2	84	C2	Mark WOODHOUSE		Lotus 20	42:16.900	30	47.376	83.10	1:21.815
3	83	C2	Barry WESTMORELAND		Lotus 22	42:51.973	30	1:22.449	81.96	1:23.032
4	78	C2	Paul SMEETH		Lotus 22	42:59.394	30	1:29.870	81.73	1:24.206
5	12	A2	Stuart ROACH		Alexis Mk2	41:53.705	28	2 LAPS	78.27	1:27.310
6	97	C2	David BROWN		Brabham BT6	42:24.045	28	2 LAPS	77.34	1:27.492
7	1	B	Kevin MUSSON		Lotus 18	42:50.734	28	2 LAPS	76.53	1:28.742
8	29	A2	William GRIMSHAW		Moorland Mk1	43:03.808	28	2 LAPS	76.15	1:28.990
9	34	B	Jeremy BOUCKLEY		Cooper Mk II	43:13.574	28	2 LAPS	75.86	1:29.322
10	19	B	Mike WALLER		Kieft	43:36.504	28	2 LAPS	75.20	1:29.710
11	13	A2	Keith ROACH		Gemini Mk2	43:36.685	28	2 LAPS	75.19	1:29.783
12	56	C1	Peter JACKSON		Cooper T56	43:46.244	28	2 LAPS	74.92	1:29.573
13	48	B	Paul HEWES		Lotus 18	43:08.984	27	3 LAPS	73.28	1:30.406
14	76	C1	Vernon WILLIAMSON		Ausper T3	42:43.912	26	4 LAPS	71.26	1:34.627
15	32	B	Mark GREEN		Lotus 18	43:01.194	26	4 LAPS	70.78	1:34.048
16	66	C2	Alexander MORTON		Ausper T3	44:04.790	26	4 LAPS	69.08	1:37.955

NOT CLASSIFIED

85	C1	John CHISHOLM		Gemini Mk3A	37:20.079	25	D.N.F.	78.42	1:26.444
11	A2	David STEVENSON		Mallock U2	27:04.075	17	D.N.F.	73.55	1:29.443
51	C2	Michael HIBBERD		Lotus 27	20:55.748	15	D.N.F.	83.94	1:21.846
52	C2	John MONSON		Lotus 20	22:09.338	15	D.N.F.	79.29	1:27.110
26	A2	Roger DEXTER		Elva 100	21:06.715	12	D.N.F.	66.57	1:39.413
8	A2	Erica PILKINGTON		Gemini Mk2	10:57.696	6	D.N.F.	64.10	1:42.772
42	B	Simon HAMILTON		Lotus 18	7:41.878	4	D.N.F.	60.85	1:38.822
7	A2	Duncan RABAGLIATI		Alexis HF1	3:29.840	2	D.N.F.	66.97	1:40.486

FASTEST LAP

79	C2	Andrew HIBBERD		Lotus 22	1:20.678	15	87.10mph	140.17kph
85	C1	John CHISHOLM		Gemini Mk3A	1:26.444	7	81.29mph	130.82kph
12	A2	Stuart ROACH		Alexis Mk2	1:27.310	5	80.48mph	129.52kph
1	B	Kevin MUSSON		Lotus 18	1:28.742	13	79.18mph	127.43kph

Weather / Track : Sunny / Dry

Snetterton
Circuit Length = 1.9520 miles.
Start: 16:27 End: 16:48

Clerk of Course	Timekeeper:
-----------------	-------------

HSCC Classic Sports Car Championship supported by Dunlop Tyres

RACE CLASSIFICATION - RACE 8

POS	NO	CL	DRIVER	NAT	CAR	TIME	LAPS	GAP	MPH	BEST
1	29	SRD	Paul DRAYSON		Chevron B8	1:00:05.431	40		77.96	1:18.198
2	2	SRD	Stuart TIZZARD		Lenham Spider	1:00:07.973	40	2.542	77.90	1:19.580
3	76	G12	JENKINSON/YOUNG		Jaguar E-Type	1:00:44.523	40	39.092	77.12	1:21.792
4	16	G4	Phillip NELSON		Marcos 1800GT	1:00:58.893	40	53.462	76.82	1:21.719
5	70	G12	DODD/ELY		Jaguar E-Type	1:00:23.621	39	1 LAP	75.63	1:22.383
6	6	SRD	MCCLURG/THOMAS		Chevron B6	1:00:38.335	39	1 LAP	75.32	1:19.919
7	57	SRD	WILSON/CHAMBERS		Elva Mk7	1:01:23.332	39	1 LAP	74.40	1:22.671
8	26	SRB	HIBBERD/HIBBERD		Lotus 23B	1:00:19.480	38	2 LAPS	73.77	1:22.930
9	58	G12	SALVAGE/WYNDHAM		Jaguar E-Type	1:00:24.233	38	2 LAPS	73.68	1:24.718
10	5	G12	Michael MOORE		Jaguar E-Type	1:00:06.767	37	3 LAPS	72.08	1:24.919
11	92	G2	Michael HARDING		Tatty Turner	1:01:00.338	37	3 LAPS	71.03	1:29.607
12	4	SRD	BECKETT/MCCARTHY		Nerus Silhouette	54:43.425	36	4 LAPS	77.04	1:18.654
13	54	G1	AYLETT/FARRALL		GSM DELTA	1:01:34.276	35	5 LAPS	66.57	1:35.762

NOT CLASSIFIED

9	SRB	Andrew WILLIS	Brabham BT5	50:11.958	31	D.N.F.	72.32	1:22.679
11	SRB	Andy SHEPHERD	Lotus 23C	50:51.176	31	D.N.F.	71.39	1:23.296
55	G12	CASTALDINI/CASTALDINI	Jaguar E-Type	51:26.573	30	D.N.F.	68.30	1:30.391
96	G6	GRAINGER/JEFCOATE	Porsche 911	47:45.457	22	D.N.F.	53.95	1:35.486
22	G3	FITZGERALD/COX	Lotus Elan	1:00:10.761	19	N.C.F.	36.97	1:26.700
30	SRD	Jim CHAPMAN	Ginetta G16	16:48.787	12	D.N.F.	83.59	1:20.630
65	G4	Peter THOMPSON	Marcos 1800GT	14:28.817	10	D.N.F.	80.88	1:24.590
88	G4	Stephen MINOPRIO	Marcos 1800GT	1:31.582	1	D.N.F.	76.73	1:31.582

FASTEST LAP

29	SRD	Paul DRAYSON	Chevron B8	1:18.198	22	89.86mph	144.62kph
16	G4	Phillip NELSON	Marcos 1800GT	1:21.719	10	85.99mph	138.39kph
76	G12	JENKINSON/YOUNG	Jaguar E-Type	1:21.792	25	85.91mph	138.26kph
57	SRD	WILSON/CHAMBERS	Elva Mk7	1:22.671	23	85.00mph	136.79kph
9	SRB	Andrew WILLIS	Brabham BT5	1:22.679	30	84.99mph	136.78kph
22	G3	FITZGERALD/COX	Lotus Elan	1:26.700	17	81.05mph	130.44kph
92	G2	Michael HARDING	Tatty Turner	1:29.607	10	78.42mph	126.20kph
96	G6	GRAINGER/JEFCOATE	Porsche 911	1:35.486	18	73.59mph	118.43kph
54	G1	AYLETT/FARRALL	GSM DELTA	1:35.762	10	73.38mph	118.09kph

Weather / Track : Sunny / Dry
 These results are provisional until the conclusion of any judicial and technical matters.

Snetterton
 Circuit Length = 1.9520 miles.
 Start: 17:00 End: 18:01

Clerk of Course	Timekeeper:
-----------------	-------------

HSCC Classic Sports Car Championship supported by Dunlop Tyres

LAP CHART - RACE 8

Lap 1			Lap 2			Lap 3			Lap 4			Lap 5		
No	Behind	Laptime	No	Behind	Laptime	No	Behind	Laptime	No	Behind	Laptime	No	Behind	Laptime
29		1:30.498	29		1:20.659	29		1:20.723	29		1:20.924	29		1:20.304
76	0.162	1:30.660	30	2.679	1:21.677	2	4.124	1:20.598	2	4.455	1:21.255	2	6.151	1:22.000
2	0.312	1:30.810	2	4.249	1:24.596	76	7.174	1:23.449	76	8.880	1:22.630	76	11.901	1:23.325
88	1.084	1:31.582	76	4.448	1:24.945	11	8.399	1:23.296	70	11.585	1:23.524	70	14.961	1:23.680
30	1.661	1:32.159	11	5.826	1:24.191	70	8.985	1:23.515	11	11.784	1:24.309	11	15.607	1:24.127
11	2.294	1:32.792	70	6.193	1:23.857	16	10.572	1:23.096	16	12.554	1:22.906	30	15.921	1:22.646
70	2.995	1:33.493	16	8.199	1:24.208	30	12.381	1:30.425	30	13.579	1:22.122	16	16.479	1:24.229
4	4.540	1:35.038	4	9.905	1:26.024	4	13.856	1:24.674	4	16.898	1:23.966	4	21.644	1:25.050
16	4.650	1:35.148	65	11.295	1:25.990	65	16.887	1:26.315	65	21.491	1:25.528	65	26.796	1:25.609
65	5.964	1:36.462	9	16.714	1:28.526	9	21.728	1:25.737	9	25.626	1:24.822	26	30.335	1:24.275
9	8.847	1:39.345	26	16.791	1:27.487	26	22.215	1:26.147	26	26.364	1:25.073	57	30.647	1:24.310
57	9.218	1:39.716	57	18.029	1:29.470	57	22.564	1:25.258	57	26.641	1:25.001	6	31.977	1:24.863
26	9.963	1:40.461	6	18.233	1:28.750	6	23.249	1:25.739	6	27.418	1:25.093	9	32.099	1:26.777
6	10.142	1:40.640	22	23.336	1:31.299	5	32.036	1:28.098	5	37.930	1:26.818	5	45.015	1:27.389
22	12.696	1:43.194	55	24.084	1:30.989	22	34.330	1:31.717	22	43.065	1:29.659	58	50.659	1:27.901
55	13.754	1:44.252	5	24.661	1:29.440	92	35.898	1:31.526	58	43.062	1:28.065	22	53.208	1:30.447
92	15.288	1:45.786	92	25.095	1:30.466	58	35.921	1:29.836	92	45.546	1:30.572	92	55.263	1:30.021
58	15.622	1:46.120	58	26.808	1:31.845	55	36.433	1:33.072	55	48.589	1:33.080	55	59.521	1:31.236
5	15.880	1:46.378	96	41.564	1:39.783	96	1:00.134	1:39.293	96	1:17.416	1:38.206			
96	22.440	1:52.938	54	42.330	1:39.491	54	1:01.023	1:39.416	54	1:18.194	1:38.095			
54	23.498	1:53.996												

HSCC Classic Sports Car Championship supported by Dunlop Tyres

LAP CHART - RACE 8

(contd.)

Lap 6			Lap 7			Lap 8			Lap 9			Lap 10		
No	Behind	Laptime	No	Behind	Laptime	No	Behind	Laptime	No	Behind	Laptime	No	Behind	Laptime
29		1:21.213	29		1:20.879	29		1:21.828	29		1:20.189	29		1:19.913
2	5.628	1:20.690	2	5.624	1:20.875	55	1 LAP	1:33.953	92	1 LAP	1:29.826	2	6.710	1:20.876
76	13.920	1:23.232	76	17.107	1:24.066	2	5.288	1:21.492	2	5.747	1:20.648	22	1 LAP	1:30.963
96	1 LAP	1:38.783	30	17.787	1:22.367	30	18.326	1:22.367	55	1 LAP	1:31.509	92	1 LAP	1:30.027
54	1 LAP	1:38.832	70	19.005	1:23.524	76	18.599	1:23.320	76	22.295	1:23.885	55	1 LAP	1:30.391
30	16.299	1:21.591	16	22.001	1:23.896	70	19.560	1:22.383	70	23.110	1:23.739	76	24.564	1:22.182
70	16.360	1:22.612	11	26.111	1:28.086	16	22.998	1:22.825	16	25.317	1:22.508	70	26.023	1:22.826
11	18.904	1:24.510	4	26.801	1:23.973	11	28.104	1:23.821	30	28.313	1:30.176	16	27.123	1:21.719
16	18.984	1:23.718	96	1 LAP	1:39.687	4	28.268	1:23.295	4	30.721	1:22.642	30	30.072	1:21.672
4	23.707	1:23.276	54	1 LAP	1:39.785	6	39.894	1:23.668	11	32.928	1:25.013	4	32.854	1:22.046
65	31.232	1:25.649	65	36.704	1:26.351	26	40.757	1:24.787	6	39.810	1:20.105	11	38.552	1:25.537
26	33.415	1:24.293	26	37.798	1:25.262	65	41.480	1:26.604	26	44.950	1:24.382	6	40.246	1:20.349
57	33.788	1:24.354	6	38.054	1:22.829	57	41.646	1:24.948	57	45.566	1:24.109	26	49.439	1:24.402
6	36.104	1:25.340	57	38.526	1:25.617	9	42.864	1:24.417	65	47.010	1:25.719	57	49.668	1:24.015
9	36.353	1:25.467	9	40.275	1:24.801	96	1 LAP	1:38.062	9	47.182	1:24.507	9	50.426	1:23.157
5	51.984	1:28.182	5	58.510	1:27.405	54	1 LAP	1:38.040	96	1 LAP	1:36.754	65	51.687	1:24.590
58	56.968	1:27.522	58	1:04.029	1:27.940	5	1:04.171	1:27.489	54	1 LAP	1:36.650	5	1:19.335	1:27.355
22	1:01.617	1:29.622	22	1:10.374	1:29.636	58	1:09.512	1:27.311	5	1:11.893	1:27.911			
92	1:03.989	1:29.939	92	1:13.054	1:29.944	22	1:18.043	1:29.497	58	1:16.355	1:27.032			
55	1:09.795	1:31.487												

Weather / Track : Sunny / Dry

HSCC Classic Sports Car Championship supported by Dunlop Tyres

LAP CHART - RACE 8

(contd.)

Lap 11			Lap 12			Lap 13			Lap 14			Lap 15		
No	Behind	Laptime	No	Behind	Laptime	No	Behind	Laptime	No	Behind	Laptime	No	Behind	Laptime
29		1:20.434	29		1:21.298	29		1:20.598	29		2:28.716	76		3:44.075P
58	1 LAP	1:28.168	5	1 LAP	1:28.373	2	9.270	1:21.073	2	1.045	2:20.491	70	1.242	3:44.015P
54	2 LAPS	1:37.836	2	8.795	1:22.198	5	1 LAP	1:26.929	5	1 LAP	2:18.438	2	10.022	3:57.406P
96	2 LAPS	1:39.044	58	1 LAP	1:27.255	58	1 LAP	1:26.887	58	1 LAP	2:15.661	16	12.102	3:54.172P
2	7.895	1:21.619	54	2 LAPS	1:35.762	76	30.070	1:22.862	76	4.354	2:03.000	29	14.711	4:03.140P
22	1 LAP	1:30.080	96	2 LAPS	1:36.259	70	33.286	1:24.374	70	5.656	2:01.086	5	1 LAP	4:04.996P
92	1 LAP	1:29.607	22	1 LAP	1:30.123	16	35.802	1:26.255	16	6.359	1:59.273	58	1 LAP	4:09.422P
76	27.114	1:22.984	76	27.806	1:21.990	96	2 LAPS	1:37.305	96	2 LAPS	2:00.431	54	2 LAPS	2:03.749
70	28.173	1:22.584	92	1 LAP	1:29.976	54	2 LAPS	1:39.581	4	9.992	1:59.228	4	45.063	4:23.500P
16	29.046	1:22.357	70	29.510	1:22.635	4	39.480	1:23.572	6	12.018	2:00.750	92	1 LAP	4:20.046P
30	30.593	1:20.955	30	29.925	1:20.630	6	39.984	1:21.793	92	1 LAP	2:02.486	96	2 LAPS	4:42.763P
55	1 LAP	1:30.817	16	30.145	1:22.397	92	1 LAP	1:32.512	55	1 LAP	1:47.582	11	1:07.100	4:37.376P
4	35.219	1:22.799	4	36.506	1:22.585	55	1 LAP	1:35.871	11	18.153	1:47.711	55	1 LAP	4:40.545P
6	39.731	1:19.919	6	38.789	1:20.356	11	59.158	1:32.829	57	1 LAP	3:56.961P	6	1:11.193	4:47.604P
11	42.936	1:24.818	55	1 LAP	1:30.987	26	2:27.648	2:50.119	9	1 LAP	4:01.376P	57	1:52.550	2:35.635
57	53.180	1:23.946	11	46.927	1:25.289				54	2 LAPS	4:15.374P	9	1:53.408	2:34.821
26	53.998	1:24.993	57	56.502	1:24.620				57	3:05.344	2:01.195	26	1:54.336	1:55.713
9	54.381	1:24.389	9	56.814	1:23.731				9	3:07.016	1:58.140			
			26	58.127	1:25.427				26	3:47.052	3:48.120P			

Weather / Track : Sunny / Dry

HSCC Classic Sports Car Championship supported by Dunlop Tyres

LAP CHART - RACE 8

(contd.)

Lap 16			Lap 17			Lap 18			Lap 19			Lap 20		
No	Behind	Laptime	No	Behind	Laptime	No	Behind	Laptime	No	Behind	Laptime	No	Behind	Laptime
76		1:54.892	76		2:27.384	76		2:03.260	76		1:22.555	2		1:21.823
70	0.846	1:54.496	70	0.598	2:27.136	26	1 LAP	2:03.829	2	0.822	1:21.528	76	0.735	1:23.380
2	1.784	1:46.654	2	1.538	2:27.138	70	1.330	2:03.992	9	1 LAP	1:24.501	16	6.462	1:24.203
16	2.575	1:45.365	16	2.151	2:26.960	2	1.849	2:03.571	57	1 LAP	1:28.012	70	8.445	1:26.679
29	3.687	1:43.868	29	3.518	2:27.215	16	2.742	2:03.851	70	4.411	1:25.636	29	8.464	1:25.861
5	1 LAP	1:40.992	5	1 LAP	2:27.180	29	3.111	2:02.853	16	4.904	1:24.717	57	1 LAP	1:27.684
58	1 LAP	1:36.665	58	1 LAP	2:26.330	5	1 LAP	2:03.229	29	5.248	1:24.692	26	1 LAP	1:26.662
54	2 LAPS	1:49.401	54	2 LAPS	1:58.677	58	1 LAP	2:03.580	26	1 LAP	1:27.997	4	13.325	1:24.498
4	37.183	1:47.012	4	7.538	1:57.739	4	8.596	2:04.318	5	1 LAP	1:27.111	58	1 LAP	1:26.881
92	1 LAP	1:47.879	92	1 LAP	1:57.185	54	2 LAPS	2:06.503	58	1 LAP	1:26.963	5	1 LAP	1:28.400
96	2 LAPS	2:05.434	96	2 LAPS	1:56.984	92	1 LAP	2:04.630	4	11.472	1:25.431	9	1 LAP	1:38.901
11	1:13.755	2:01.547	11	43.508	1:57.137	96	2 LAPS	1:48.522	92	1 LAP	1:33.831	92	1 LAP	1:31.086
55	1 LAP	2:00.161	55	1 LAP	1:57.281	11	28.631	1:48.383	54	2 LAPS	1:40.122	6	42.956	1:26.175
6	1:16.281	1:59.980	6	46.440	1:57.543	55	1 LAP	1:48.394	11	36.018	1:29.942	54	2 LAPS	1:39.647
57	2:25.210	2:27.552	57	2:01.677	2:03.851	6	31.529	1:48.349	6	39.426	1:30.452	55	1 LAP	1:31.763
9	2:26.207	2:27.691	9	2:02.484	2:03.661				55	1 LAP	1:32.666	11	50.972	1:37.599
26	2:26.950	2:27.506							96	2 LAPS	1:37.908	96	2 LAPS	1:35.486

HSCC Classic Sports Car Championship supported by Dunlop Tyres

LAP CHART - RACE 8

(contd.)

Lap 21			Lap 22			Lap 23			Lap 24			Lap 25		
No	Behind	Laptime	No	Behind	Laptime	No	Behind	Laptime	No	Behind	Laptime	No	Behind	Laptime
2		1:20.379	2		1:20.848	29		1:19.433	29		1:20.348	29		1:20.016
76	2.661	1:22.305	76	3.771	1:21.958	2	0.091	1:24.730	2	2.198	1:22.455	2	3.907	1:21.725
29	7.856	1:19.771	29	5.206	1:18.198	76	1.967	1:22.835	76	3.758	1:22.139	76	5.534	1:21.792
16	8.116	1:22.033	16	9.617	1:22.349	16	7.349	1:22.371	16	9.538	1:22.537	16	12.332	1:22.810
70	13.871	1:25.805	4	15.853	1:21.929	4	12.278	1:21.064	4	12.392	1:20.462	4	13.069	1:20.693
57	1 LAP	1:25.370	57	1 LAP	1:23.597	57	1 LAP	1:23.031	57	1 LAP	1:22.671	55	2 LAPS	1:36.367
26	1 LAP	1:25.475	70	19.104	1:26.081	70	19.993	1:25.528	54	3 LAPS	1:40.461	57	1 LAP	1:23.860
4	14.772	1:21.826	26	1 LAP	1:25.982	26	1 LAP	1:25.058	96	4 LAPS	3:18.470P	9	1 LAP	1:24.612
58	1 LAP	1:25.462	58	1 LAP	1:25.247	9	1 LAP	1:24.997	70	25.640	1:25.995	26	1 LAP	1:26.831
5	1 LAP	1:25.419	5	1 LAP	1:24.919	58	1 LAP	1:25.790	26	1 LAP	1:25.905	70	33.038	1:27.414
9	1 LAP	1:23.573	9	1 LAP	1:24.447	5	1 LAP	1:39.216	9	1 LAP	1:23.745	58	1 LAP	1:26.049
92	1 LAP	1:30.396	92	1 LAP	1:30.264	6	55.059	1:25.753	58	1 LAP	1:25.738	54	3 LAPS	1:39.930
6	49.665	1:27.088	6	53.945	1:25.128	92	1 LAP	1:31.570	5	1 LAP	1:29.036	5	1 LAP	1:28.564
11	59.158	1:28.565	11	1:04.485	1:26.175	11	1:06.317	1:26.471	6	1:00.241	1:25.530	6	1:05.113	1:24.888
55	1 LAP	1:31.101	55	1 LAP	1:31.132	55	1 LAP	1:33.132	92	1 LAP	1:31.455			
54	2 LAPS	1:39.728	54	2 LAPS	1:39.902				111	1:13.268	1:27.299			
96	2 LAPS	1:36.078												

Weather / Track : Sunny / Dry

HSCC Classic Sports Car Championship supported by Dunlop Tyres

LAP CHART - RACE 8

(contd.)

Lap 26			Lap 27			Lap 28			Lap 29			Lap 30		
No	Behind	Laptime	No	Behind	Laptime	No	Behind	Laptime	No	Behind	Laptime	No	Behind	Laptime
29		1:18.864	29		1:19.704	29		1:20.800	29		1:21.757	29		1:20.949
92	2 LAPS	1:31.832	11	1 LAP	1:25.848	2	8.616	1:21.403	5	2 LAPS	1:28.813	6	1 LAP	1:24.740
11	1 LAP	1:26.086	2	8.013	1:21.110	11	1 LAP	1:27.478	2	7.896	1:21.037	5	2 LAPS	1:28.164
2	6.607	1:21.564	92	2 LAPS	1:31.329	4	14.082	1:20.922	54	4 LAPS	1:38.112	2	8.482	1:21.535
76	9.986	1:23.316	76	12.763	1:22.481	76	14.858	1:22.895	4	10.979	1:18.654	4	10.276	1:20.246
4	14.848	1:20.643	4	13.960	1:18.816	92	2 LAPS	1:31.141	76	15.676	1:22.575	76	17.959	1:23.232
16	16.102	1:22.634	16	18.835	1:22.437	16	22.516	1:24.481	11	1 LAP	1:25.698	11	1 LAP	1:26.508
57	1 LAP	1:25.736	57	1 LAP	1:22.706	96	7 LAPS	5:33.227P	16	23.758	1:22.999	16	25.732	1:22.923
55	2 LAPS	1:36.129	9	1 LAP	1:24.611	57	1 LAP	1:29.639	92	2 LAPS	1:31.884	54	4 LAPS	1:37.752
9	1 LAP	1:23.256	26	1 LAP	1:25.225	9	1 LAP	1:24.136	57	1 LAP	1:24.248	92	2 LAPS	1:32.316
26	1 LAP	1:23.793	70	44.256	1:24.799	26	1 LAP	1:23.497	26	1 LAP	1:24.384	57	1 LAP	1:23.050
70	39.161	1:24.987	55	2 LAPS	1:35.668	70	49.900	1:26.444	9	1 LAP	1:25.076	9	1 LAP	1:23.012
58	1 LAP	1:25.275	58	1 LAP	1:25.358	58	1 LAP	1:26.124	70	54.233	1:26.090	26	1 LAP	1:23.645
54	3 LAPS	1:38.127	54	3 LAPS	1:36.669	55	2 LAPS	1:35.889	58	1 LAP	1:25.403	70	58.488	1:25.204
5	1 LAP	1:28.431	5	1 LAP	1:28.207	6	1:18.808	1:25.230	55	2 LAPS	1:34.363	58	1 LAP	1:25.398
6	1:10.949	1:24.700	6	1:14.378	1:23.133							96	8 LAPS	3:14.040P

HSCC Classic Sports Car Championship supported by Dunlop Tyres

LAP CHART - RACE 8

(contd.)

Lap 31			Lap 32			Lap 33			Lap 34			Lap 35		
No	Behind	Laptime	No	Behind	Laptime	No	Behind	Laptime	No	Behind	Laptime	No	Behind	Laptime
29		1:20.135	29		1:22.163	29		1:23.859	29		1:19.892	29		1:21.293
6	1 LAP	1:26.328	4	8.257	1:20.436	4	3.360	1:18.962	4	2.565	1:19.097	4	1.013	1:19.741
55	3 LAPS	1:34.649	2	9.231	1:21.359	2	5.634	1:20.262	2	5.638	1:19.896	2	4.033	1:19.688
4	9.984	1:19.843	6	1 LAP	1:25.003	11	2 LAPS	1:39.993	6	1 LAP	1:23.320	54	5 LAPS	1:36.263
2	10.035	1:21.688	76	22.471	1:23.496	6	1 LAP	1:24.096	76	24.875	1:23.018	6	1 LAP	1:23.596
5	2 LAPS	1:29.431	5	2 LAPS	1:29.699	76	21.749	1:23.137	16	30.909	1:22.811	76	26.482	1:22.900
76	21.138	1:23.314	55	3 LAPS	1:39.694	16	27.990	1:22.959	5	2 LAPS	1:31.835	16	32.296	1:22.680
16	28.398	1:22.801	22	20 LAPS	32:59.310P	5	2 LAPS	1:29.071	22	20 LAPS	1:27.774	5	2 LAPS	1:33.207
54	4 LAPS	1:37.880	16	28.890	1:22.655	22	20 LAPS	1:40.247	57	1 LAP	1:25.822	22	20 LAPS	1:27.223
57	1 LAP	1:24.309	57	1 LAP	1:23.033	55	3 LAPS	1:42.413	26	1 LAP	1:24.906	57	1 LAP	1:24.375
9	1 LAP	1:22.679	9	1 LAP	1:23.047	57	1 LAP	1:23.199	70	1:14.819	1:25.352	26	1 LAP	1:24.410
26	1 LAP	1:23.175	26	1 LAP	1:22.930	26	1 LAP	1:36.839	58	1 LAP	1:25.360	70	1:18.675	1:25.149
92	2 LAPS	1:30.845	54	4 LAPS	1:38.808	70	1:09.359	1:26.574	92	2 LAPS	1:30.164			
70	1:03.462	1:25.109	92	2 LAPS	1:31.020	92	2 LAPS	1:31.074						
58	1 LAP	1:25.337	70	1:06.644	1:25.345	58	1 LAP	1:25.528						
11	1 LAP	2:12.742	58	1 LAP	1:25.236	54	4 LAPS	1:37.526						

HSCC Classic Sports Car Championship supported by Dunlop Tyres

LAP CHART - RACE 8

(contd.)

Lap 36			Lap 37			Lap 38			Lap 39			Lap 40		
No	Behind	Laptime	No	Behind	Laptime	No	Behind	Laptime	No	Behind	Laptime	No	Behind	Laptime
29		1:20.298	29		1:20.076	29		1:21.438	29		1:19.684	29		1:20.948
58	2 LAPS	1:24.735	26	2 LAPS	1:24.779	2	3.663	1:19.851	2	3.559	1:19.580	5	3 LAPS	1:27.142
4	0.140	1:19.425	70	1 LAP	1:25.406	26	2 LAPS	1:25.066	26	2 LAPS	1:24.950	2	2.542	1:19.931
2	3.951	1:20.216	2	5.250	1:21.375	70	1 LAP	1:25.415	70	1 LAP	1:25.700	22	21 LAPS	1:27.753
92	3 LAPS	1:32.415	58	2 LAPS	1:25.298	58	2 LAPS	1:25.100	58	2 LAPS	1:24.718	26	2 LAPS	1:25.695
6	1 LAP	1:23.002	6	1 LAP	1:24.425	6	1 LAP	1:23.531	6	1 LAP	1:23.708	70	1 LAP	1:25.438
54	5 LAPS	1:36.215	92	3 LAPS	1:31.951	92	3 LAPS	1:31.025	76	37.007	1:22.988	58	2 LAPS	1:25.693
76	28.757	1:22.573	76	32.215	1:23.534	76	33.703	1:22.926	16	44.472	1:23.259	6	1 LAP	1:24.839
16	34.433	1:22.435	16	38.568	1:24.211	16	40.897	1:23.767	92	3 LAPS	1:31.018	76	39.092	1:23.033
57	1 LAP	1:23.458	54	5 LAPS	1:36.852	54	5 LAPS	1:36.024	57	1 LAP	1:23.183	16	53.462	1:29.938
5	2 LAPS	1:31.597	57	1 LAP	1:25.217	57	1 LAP	1:24.514	54	5 LAPS	1:36.270	92	3 LAPS	1:31.294
22	20 LAPS	1:28.020	5	2 LAPS	1:26.087	5	2 LAPS	1:25.816				57	1 LAP	1:26.060
			22	20 LAPS	1:26.700	22	20 LAPS	1:27.497				54	5 LAPS	1:36.800

HSCC "Grandstand Motor Sport Tours" Historic Formula Ford

QUALIFYING - RACE 9

POS	NO	CL	DRIVER	NAT	CAR	TIME	LAPS	GAP	MPH
1	87		Nelson ROWE		Crossle 20F	1:17.819	12		90.30
2	19		David GATHERCOLE		Jamun T2	1:19.198	10	1.379	88.73
3	57		David WILD		Lola T200	1:19.422	12	1.603	88.47
4	2		Paul SLEEMAN		Jamun T2	1:19.482	12	1.663	88.41
5	1		Neil FOWLER		Lola T200	1:19.504	4	1.685	88.38
6	86		George FOWLER		Macon MR8	1:19.644	13	1.825	88.23
7	42		Nigel BANCROFT		Crossle 20F	1:19.726	4	1.907	88.14
8	26		Laurie BENNETT		Elfin 600B	1:20.563	12	2.744	87.22
9	48		Crispin SCHLAEFLI		Macon MR8	1:20.809	12	2.990	86.96
10	66		Gregory THORNTON		Titan Mk4	1:21.613	10	3.794	86.10
11	54		Alex MEEK		Merlyn Mk20A	1:21.673	12	3.854	86.04
12	27		Dick DIXON		Lotus 61	1:22.300	10	4.481	85.38
13	93	N	Andrew MANSELL		Merlyn Mk11A	1:22.375	12	4.556	85.30
14	12		David FLORY		Lola T200	1:22.797	10	4.978	84.87
15	38		C GRANT PETERKIN		Brabham BT21	1:22.982	11	5.163	84.68
16	34		Philip NORRIS		Macon MR8	1:23.459	12	5.640	84.19
17	47		Tony DEMPSTER		Lola T200	1:23.550	11	5.731	84.10
18	59		Terence TUMBER		Lola T200	1:24.521	11	6.702	83.14
19	5		Barry HARGREAVES		Lotus 69	1:26.105	8	8.286	81.61
20	61		John FORD		Lotus 61	1:27.770	11	9.951	80.06
21	96	N	Alan FAIRBROTHER		Merlyn Mk20	1:28.266	11	10.447	79.61
22	99	N	Jack UTLEY		Merlyn Mk20	1:29.117	11	11.298	78.85
23	32		Roy MACGREGOR		Hawke DL2B	1:29.215	11	11.396	78.76
24	94	N	Michael WALES		Merlyn Mk20	1:30.024	11	12.205	78.05
25	73		Richard LINE		Elden Mk8	1:34.355	5	16.536	74.47
26	21		Neil BOWMAN		Macon MR7B	1:35.722	5	17.903	73.41

Car 34 - Intermittent transponder fault

Weather / Track : Sunny / Dry

These results are provisional until the conclusion of any judicial and technical matters.

Snetterton

Circuit Length = 1.9520 miles.

Start: 09:01 End: 09:16

Clerk of Course	Timekeeper:
-----------------	-------------

HSCC "Grandstand Motor Sport Tours" Historic Formula Ford

QUALIFYING LAP ANALYSIS - RACE 9

1	Neil FOWLER	Lola T200
1 - X:00.000 2 - 1:26.755 3 - 1:20.955 4 - 1:19.504		
2	Paul SLEEMAN	Jamun T2
1 - X:00.000 6 - 1:20.318 11 - 1:19.584 2 - 1:29.515 7 - 1:20.673 12 - 1:19.482 3 - 1:21.331 8 - 1:21.189 4 - 1:21.468 9 - 1:22.904 5 - 1:20.044 10 - 1:21.399		
5	Barry HARGREAVES	Lotus 69
1 - X:00.000 6 - 1:26.724 2 - 1:38.076 7 - 1:26.105 3 - 1:28.037 8 - 1:27.299 4 - 1:26.525 5 - 1:26.761		
12	David FLORY	Lola T200
1 - X:00.000 6 - 1:24.221 2 - 1:33.674 7 - 1:25.497 3 - 1:27.206 8 - 1:23.607 4 - 1:25.494 9 - 1:23.181 5 - 1:27.781 10 - 1:22.797		
19	David GATHERCOLE	Jamun T2
1 - X:00.000 6 - 1:19.198 2 - 1:32.645 7 - 1:19.496 3 - 1:21.106 8 - 1:20.983 4 - 1:19.701 9 - 1:23.602 5 - 1:19.399 10 - 1:23.344		
21	Neil BOWMAN	Macon MR7B
1 - X:00.000 2 - 1:35.722 3 - 7:14.891 4 - 1:44.267 5 - 1:49.674		
26	Laurie BENNETT	Elfin 600B
1 - X:00.000 6 - 1:23.139 11 - 1:20.701 2 - 1:30.790 7 - 1:20.563 12 - 1:21.378 3 - 1:21.721 8 - 1:21.581 4 - 1:22.283 9 - 1:22.199 5 - 1:21.479 10 - 1:20.809		

HSCC "Grandstand Motor Sport Tours" Historic Formula Ford QUALIFYING LAP ANALYSIS - RACE 9

(contd.)

27	Dick DIXON	Lotus 61
1 - X:00.000	6 - 1:22.300	
2 - 1:43.026	7 - 1:24.329	
3 - 1:27.089	8 - 1:22.991	
4 - 1:24.016	9 - 1:22.531	
5 - 1:22.370	10 - 1:22.441	
32	Roy MACGREGOR	Hawke DL2B
1 - X:00.000	6 - 1:31.939	11 - 1:29.594
2 - 1:47.800	7 - 1:29.215	
3 - 1:39.589	8 - 1:29.500	
4 - 1:32.551	9 - 1:30.356	
5 - 1:31.840	10 - 1:29.433	
34	Philip NORRIS	Macon MR8
1 - X:00.000	6 - 1:25.029	11 - 1:24.641
2 - 1:35.111	7 - 1:26.667	12 - 1:25.094
3 - 1:26.912	8 - 1:24.327	
4 - 1:27.622	9 - 1:23.459	
5 - 1:24.975	10 - 1:24.637	
38	C GRANT PETERKIN	Brabham BT21
1 - X:00.000	6 - 1:28.284	11 - 1:22.982
2 - 1:44.762	7 - 1:27.224	
3 - 1:36.907	8 - 1:26.820	
4 - 1:30.034	9 - 1:25.775	
5 - 1:28.457	10 - 1:23.256	
42	Nigel BANCROFT	Crossle 20F
1 - X:00.000		
2 - 1:32.334		
3 - 1:21.068		
4 - 1:19.726		
47	Tony DEMPSTER	Lola T200
1 - X:00.000	6 - 1:24.758	11 - 1:28.133
2 - 1:42.528	7 - 1:24.809	
3 - 1:31.046	8 - 1:23.869	
4 - 1:28.541	9 - 1:23.550	
5 - 1:25.475	10 - 1:23.898	
48	Crispin SCHLAEFLI	Macon MR8
1 - X:00.000	6 - 1:23.025	11 - 1:23.662
2 - 1:31.829	7 - 1:23.159	12 - 1:20.809
3 - 1:24.745	8 - 1:23.693	
4 - 1:23.533	9 - 1:23.269	
5 - 1:23.768	10 - 1:22.081	

Car 34 - Intermittent transponder fault
Weather / Track : Sunny / Dry

HSCC "Grandstand Motor Sport Tours" Historic Formula Ford QUALIFYING LAP ANALYSIS - RACE 9

(contd.)

54	Alex MEEK	Merlyn Mk20A
1 - X:00.000	6 - 1:23.051	11 - 1:22.177
2 - 1:34.016	7 - 1:22.244	12 - 1:21.673
3 - 1:25.716	8 - 1:24.548	
4 - 1:25.886	9 - 1:25.820	
5 - 1:24.283	10 - 1:22.790	
57	David WILD	Lola T200
1 - X:00.000	6 - 1:20.300	11 - 1:21.048
2 - 1:31.780	7 - 1:19.774	12 - 1:19.422
3 - 1:24.109	8 - 1:19.481	
4 - 1:20.475	9 - 1:21.340	
5 - 1:21.755	10 - 1:19.490	
59	Terence TUMBER	Lola T200
1 - X:00.000	6 - 1:24.987	11 - 1:26.846
2 - 1:42.016	7 - 1:24.521	
3 - 1:31.213	8 - 1:25.458	
4 - 1:27.480	9 - 1:24.696	
5 - 1:26.906	10 - 1:24.716	
61	John FORD	Lotus 61
1 - X:00.000	6 - 1:32.015	11 - 1:27.770
2 - 1:49.042	7 - 1:29.293	
3 - 1:39.740	8 - 1:29.137	
4 - 1:34.414	9 - 1:30.472	
5 - 1:31.862	10 - 1:28.667	
66	Gregory THORNTON	Titan Mk4
1 - X:00.000	6 - 1:21.613	
2 - 1:34.168	7 - 1:21.808	
3 - 1:24.400	8 - 1:22.565	
4 - 1:23.249	9 - 1:23.093	
5 - 1:21.989	10 - 1:24.135	
73	Richard LINE	Elden Mk8
1 - X:00.000		
2 - 1:51.623		
3 - 1:34.355		
4 - 1:35.309		
5 - 1:37.126		
86	George FOWLER	Macon MR8
1 - X:00.000	6 - 1:21.861	11 - 1:19.644
2 - 1:27.725	7 - 1:22.259	12 - 1:20.037
3 - 1:21.819	8 - 1:21.142	13 - 1:20.607
4 - 1:21.834	9 - 1:21.135	
5 - 1:21.157	10 - 1:20.595	

Car 34 - Intermittent transponder fault
Weather / Track : Sunny / Dry

HSCC "Grandstand Motor Sport Tours" Historic Formula Ford QUALIFYING LAP ANALYSIS - RACE 9

(contd.)


87	Nelson ROWE	Crossle 20F
1 - X:00.000	6 - 1:19.093	11 - 1:18.826
2 - 1:22.924	7 - 1:17.819	12 - 1:17.919
3 - 1:19.257	8 - 1:18.956	
4 - 1:19.668	9 - 2:15.838	
5 - 1:18.159	10 - 1:21.018	
93	Andrew MANSELL	Merlyn Mk11A
1 - X:00.000	6 - 1:24.210	11 - 1:24.025
2 - 1:47.335	7 - 1:22.762	12 - 1:26.008
3 - 1:33.770	8 - 1:23.791	
4 - 1:27.735	9 - 1:22.922	
5 - 1:31.320	10 - 1:22.375	
94	Michael WALES	Merlyn Mk20
1 - X:00.000	6 - 1:34.228	11 - 1:30.206
2 - 1:49.889	7 - 1:33.802	
3 - 1:38.646	8 - 1:36.152	
4 - 1:38.465	9 - 1:30.785	
5 - 1:36.345	10 - 1:30.024	
96	Alan FAIRBROTHER	Merlyn Mk20
1 - X:00.000	6 - 1:31.137	11 - 1:30.701
2 - 1:51.105	7 - 1:33.020	
3 - 1:37.355	8 - 1:33.137	
4 - 1:33.622	9 - 1:29.731	
5 - 1:31.059	10 - 1:28.266	
99	Jack UTLEY	Merlyn Mk20
1 - X:00.000	6 - 1:31.808	11 - 1:29.989
2 - 1:42.640	7 - 1:30.312	
3 - 1:37.116	8 - 1:29.117	
4 - 1:32.515	9 - 1:29.889	
5 - 1:31.056	10 - 1:29.483	

HSCC "Grandstand Motor Sport Tours" Historic Formula Ford

GRID - RACE 9

ROW 13	1:34.355	73	LINE	1:35.722	21	BOWMAN
ROW 12	1:29.215	32	MACGREGOR	1:30.024	94	WALES
ROW 11	1:28.266	96	FAIRBROTHER	1:29.117	99	UTLEY
ROW 10	1:26.105	5	HARGREAVES	1:27.770	61	FORD
ROW 9	1:23.550	47	DEMPSTER	1:24.521	59	TUMBER
ROW 8	1:22.982	38	GRANT PETERKIN	1:23.459	34	NORRIS
ROW 7	1:22.375	93	MANSELL	1:22.797	12	FLORY
ROW 6	1:21.673	54	MEEK	1:22.300	27	DIXON
ROW 5	1:20.809	48	SCHLAEFLI	1:21.613	66	THORNTON
ROW 4	1:19.726	42	BANCROFT	1:20.563	26	BENNETT
ROW 3	1:19.504	1	FOWLER	1:19.644	86	FOWLER
ROW 2	1:19.422	57	WILD	1:19.482	2	SLEEMAN
ROW 1	1:17.819	87	ROWE	1:19.198	19	GATHERCOLE

POLE



Car 34 - Intermittent transponder fault

Weather / Track : Sunny / Dry

These results are provisional until the conclusion of any judicial and technical matters.

Snetterton

Circuit Length = 1.9520 miles.

Start: 09:01 End: 09:16

Clerk of Course

Timekeeper:

BRDC Historic Sportscar Championship

QUALIFYING - RACE 10

POS	NO	CL	DRIVER	NAT	CAR	TIME	LAPS	GAP	MPH
1	21	A	Graeme DODD		Cooper Monaco	1:20.342	7		87.46
2	54	B	Peter HORSMAN		Lotus 17	1:22.659	10	2.317	85.01
3	38	D	Jamie MCINTYRE		Rejo MkIII/IV	1:25.286	10	4.944	82.39
4	6	C	Benjamin EASTICK		Jaguar D-Type	1:26.030	9	5.688	81.68
5	20	A	Anthony DITHERIDGE		Cooper Monaco	1:26.999	10	6.657	80.77
6	36	B	Rupert WOOD		Widi Mk2	1:27.334	10	6.992	80.46
7	89	B	Chris MURPHY		Lotus 11	1:28.522	10	8.180	79.38
8	9	D	Jim WOODLEY		Lotus 17	1:30.059	11	9.717	78.02
9	17	A	John PEARSON		Lister Jaguar	1:34.039	8	13.697	74.72

Weather / Track : Sunny / Dry
These results are provisional until the conclusion of any judicial and technical matters.

Snetterton
 Circuit Length = 1.9520 miles.
 Start: 09:26 End: 09:41

Clerk of Course		Timekeeper:
-----------------	--	-------------

BRDC Historic Sportscar Championship QUALIFYING LAP ANALYSIS - RACE 10

6	Benjamin EASTICK	Jaguar D-Type
1 - 8:14.631	6 - 1:26.030	
2 - 1:31.711	7 - 1:27.011	
3 - 1:28.820	8 - 1:28.233	
4 - 1:27.895	9 - 1:27.024	
5 - 1:27.051		
9	Jim WOODLEY	Lotus 17
1 - 6:44.193	6 - 1:32.334	11 - 1:30.059
2 - 1:46.228	7 - 1:32.666	
3 - 1:37.365	8 - 1:34.415	
4 - 1:34.437	9 - 1:31.666	
5 - 1:40.306	10 - 1:30.188	
17	John PEARSON	Lister Jaguar
1 - 8:24.556	6 - 1:34.039	
2 - 1:39.675	7 - 1:34.198	
3 - 1:37.214	8 - 1:46.159	
4 - 1:35.321		
5 - 1:35.707		
20	Anthony DITHERIDGE	Cooper Monaco
1 - 8:19.260	6 - 1:28.937	
2 - 1:32.675	7 - 1:28.878	
3 - 1:27.287	8 - 1:27.866	
4 - 1:26.999	9 - 1:27.196	
5 - 1:27.717	10 - 1:30.378	
21	Graeme DODD	Cooper Monaco
1 - 8:10.036	6 - 1:22.813	
2 - 1:21.385	7 - 1:32.437	
3 - 1:21.249		
4 - 1:20.411		
5 - 1:20.342		
36	Rupert WOOD	Widi Mk2
1 - 8:17.941	6 - 1:29.181	
2 - 1:43.371	7 - 1:28.267	
3 - 1:33.693	8 - 1:28.073	
4 - 1:32.549	9 - 1:27.334	
5 - 1:30.174	10 - 1:28.540	
38	Jamie MCINTYRE	Rejo MkIII/IV
1 - 8:17.839	6 - 1:26.710	
2 - 1:32.552	7 - 1:26.374	
3 - 1:32.221	8 - 1:25.286	
4 - 1:32.013	9 - 1:26.029	
5 - 1:28.476	10 - 1:28.436	


BRDC Historic Sportscar Championship QUALIFYING LAP ANALYSIS - RACE 10

(contd.)

54	Peter HORSMAN	Lotus 17
1 - 6:52.141	6 - 1:23.986	
2 - 1:48.385	7 - 1:23.186	
3 - 1:25.528	8 - 1:23.579	
4 - 1:26.167	9 - 1:24.050	
5 - 1:23.735	10 - 1:22.659	
89	Chris MURPHY	Lotus 11
1 - 8:25.263	6 - 1:29.274	
2 - 1:36.919	7 - 1:29.223	
3 - 1:30.501	8 - 1:32.564	
4 - 1:30.257	9 - 1:36.778	
5 - 1:29.868	10 - 1:28.522	

**BRDC Historic Sportscar Championship
GRID - RACE 10**

ROW 5	1:34.039 17 PEARSON		
ROW 4		1:28.522 89 MURPHY	1:30.059 9 WOODLEY
ROW 3	1:26.999 20 DITHERIDGE		1:27.334 36 WOOD
ROW 2		1:25.286 38 MCINTYRE	1:26.030 6 EASTICK
ROW 1	1:20.342 21 DODD		1:22.659 54 HORSMAN
	POLE		



Weather / Track : Sunny / Dry
These results are provisional until the conclusion of any judicial and technical matters.

Snetterton
 Circuit Length = 1.9520 miles.
 Start: 09:26 End: 09:41

Clerk of Course		Timekeeper:
-----------------	--	-------------

HSCC "The School Garage" Historic Road Sports Championship

QUALIFYING - RACE 11

POS	NO	CL	DRIVER	NAT	CAR	TIME	LAPS	GAP	MPH
1	11	A	Jason KENNEDY		TVR Griffith 200	1:25.210	11		82.46
2	90	C	Adam ORMANDY		Lotus Elan	1:25.488	8	0.278	82.20
3	42	C	Malcolm SANDERS		Lotus Elan S3	1:25.502	11	0.292	82.18
4	52	B	Justin MURPHY		Milano GT Mk1	1:25.964	9	0.754	81.74
5	25	C	David RANDALL		Ginetta G4	1:25.995	10	0.785	81.71
6	1	C	Andy SHEPHERD		Lotus Seven S2	1:26.072	11	0.862	81.64
7	82	C	Andrew MARLER		Lotus Elan	1:27.318	7	2.108	80.47
8	32	E	Josh SADLER		Ginetta G4	1:27.415	10	2.205	80.38
9	22	C	John FITZGERALD		Lotus Elan S1	1:27.819	9	2.609	80.01
10	38	C	Richard HAYHOW		Lotus Elan	1:28.942	9	3.732	79.00
11	71	E	Dick COFFEY		Turner Mk1	1:29.013	11	3.803	78.94
12	17	A	Adam SIMMONDS		Ford Mustang	1:29.678	11	4.468	78.36
13	12	A	Allan JONES		Jaguar E-Type	1:29.968	10	4.758	78.10
14	7	E	Brian ARCULUS		Lotus Elite	1:32.032	10	6.822	76.35
15	44	B	David KIRBY		Triumph TR6	1:32.161	10	6.951	76.24
16	66	B	Mark HOBLE		Morgan Plus 4	1:32.635	11	7.425	75.85
17	31	B	James OWEN		Triumph TR5	1:32.684	10	7.474	75.81
18	39	Inv	Jonathan HARTOP		Alfa 2000GTV	1:33.151	10	7.941	75.43
19	86	C	John WARD		TVR Vixen	1:33.342	7	8.132	75.28
20	68	C	Oliver PHILLIPS		Lotus 7	1:33.727	10	8.517	74.97
21	45	D	Matthew NEWMAN		Alfa Romeo GTV	1:34.762	10	9.552	74.15
22	5	Inv	John BURTON		Jaguar XK120	1:35.385	5	10.175	73.67
23	78	B	Jonathon RUSHTON		Morgan Plus 4	1:35.842	10	10.632	73.32
24	48	C	Stephen GARRETT		Lotus 7	1:43.060	8	17.850	68.18
25	35	B	David THREADINGHAM		Morgan Plus 4	1:44.317	9	19.107	67.36
26	19	F	Chris GAWNE		Lancia Aurelia B20	1:46.222	9	21.012	66.15
27	65	E	Karen LINE		Turner Mk2	1:48.658	9	23.448	64.67

Cars 48 & 86 - Transponder not working - Fix or YOU WILL BE IGNORED IN THE RACE
Weather / Track : Sunny / Dry
These results are provisional until the conclusion of any judicial and technical matters.

Snetterton
Circuit Length = 1.9520 miles.
Start: 09:51 End: 10:06

Clerk of Course	Timekeeper:
-----------------	-------------

HSCC "The School Garage" Historic Road Sports Championship

QUALIFYING LAP ANALYSIS - RACE 11

1	Andy SHEPHERD	Lotus Seven S2
1 - 7:55.013	6 - 1:28.556	11 - 1:26.072
2 - 1:40.368	7 - 1:28.014	
3 - 1:30.083	8 - 1:27.950	
4 - 1:29.659	9 - 1:28.678	
5 - 1:28.252	10 - 1:27.245	
5	John BURTON	Jaguar XK120
1 - 8:12.117		
2 - 1:48.055		
3 - 1:37.551		
4 - 1:35.385		
5 - 1:41.190		
7	Brian ARCULUS	Lotus Elite
1 - 8:23.266	6 - 1:34.192	
2 - 1:50.072	7 - 1:32.226	
3 - 1:35.755	8 - 1:33.212	
4 - 1:35.918	9 - 1:32.032	
5 - 1:33.287	10 - 1:33.459	
11	Jason KENNEDY	TVR Griffith 200
1 - 7:49.074	6 - 1:25.210	11 - 1:28.337
2 - 1:34.435	7 - 1:28.876	
3 - 1:27.753	8 - 1:28.282	
4 - 1:29.257	9 - 1:31.918	
5 - 1:29.301	10 - 1:28.688	
12	Allan JONES	Jaguar E-Type
1 - 8:34.954	6 - 1:34.572	
2 - 1:47.965	7 - 1:29.968	
3 - 1:35.206	8 - 1:30.934	
4 - 1:32.182	9 - 1:30.996	
5 - 1:30.870	10 - 1:32.108	
17	Adam SIMMONDS	Ford Mustang
1 - 8:30.167	6 - 1:31.540	11 - 1:32.920
2 - 1:48.634	7 - 1:31.134	
3 - 1:32.852	8 - 1:30.795	
4 - 1:32.336	9 - 1:30.503	
5 - 1:31.683	10 - 1:29.678	
19	Chris GAWNE	Lancia Aurelia B20
1 - 8:40.231	6 - 1:46.821	
2 - 2:03.818	7 - 1:49.414	
3 - 1:53.040	8 - 1:46.222	
4 - 1:48.277	9 - 1:47.020	
5 - 1:47.049		

HSCC "The School Garage" Historic Road Sports Championship

QUALIFYING LAP ANALYSIS - RACE 11

(contd.)

22	John FITZGERALD	Lotus Elan S1
1 -	9:46.778	6 - 1:27.819
2 -	1:30.347	7 - 1:28.047
3 -	1:28.840	8 - 1:27.906
4 -	1:27.984	9 - 1:28.109
5 -	1:27.826	
25	David RANDALL	Ginetta G4
1 -	8:47.430	6 - 1:26.929
2 -	1:56.967	7 - 1:25.995
3 -	1:34.567	8 - 1:28.658
4 -	1:32.896	9 - 1:26.774
5 -	1:27.661	10 - 1:31.190
31	James OWEN	Triumph TR5
1 -	8:26.957	6 - 1:35.775
2 -	2:02.186	7 - 1:34.391
3 -	1:48.418	8 - 1:33.259
4 -	1:42.726	9 - 1:32.684
5 -	1:36.025	10 - 1:33.220
32	Josh SADLER	Ginetta G4
1 -	X:00.000	6 - 1:28.003
2 -	1:31.702	7 - 1:27.415
3 -	1:29.707	8 - 1:28.414
4 -	1:30.401	9 - 1:28.027
5 -	1:29.076	10 - 1:28.935
35	David THREADINGHAM	Morgan Plus 4
1 -	8:17.521	6 - 1:45.839
2 -	1:57.490	7 - 1:46.188
3 -	1:51.515	8 - 1:44.317
4 -	1:49.707	9 - 1:44.843
5 -	1:47.499	
38	Richard HAYHOW	Lotus Elan
1 -	9:23.089	6 - 1:32.900
2 -	1:30.556	7 - 1:31.424
3 -	1:29.526	8 - 1:30.650
4 -	1:28.942	9 - 1:31.633
5 -	2:25.680	
39	Jonathan HARTOP	Alfa 2000GTV
1 -	8:38.610	6 - 1:33.151
2 -	1:54.095	7 - 1:33.222
3 -	1:41.023	8 - 1:34.463
4 -	1:37.549	9 - 1:33.619
5 -	1:35.734	10 - 1:37.343

Cars 48 & 86 - Transponder not working - Fix or YOU WILL BE IGNORED IN THE RACE
Weather / Track : Sunny / Dry

HSCC "The School Garage" Historic Road Sports Championship

QUALIFYING LAP ANALYSIS - RACE 11

(contd.)

42	Malcolm SANDERS	Lotus Elan S3
1 - 7:45.581	6 - 1:27.704	11 - 1:30.672
2 - 1:47.072	7 - 1:26.180	
3 - 1:28.942	8 - 1:25.502	
4 - 1:27.718	9 - 1:27.349	
5 - 1:26.509	10 - 2:30.713	
44	David KIRBY	Triumph TR6
1 - 8:22.067	6 - 1:36.170	
2 - 1:52.635	7 - 1:32.161	
3 - 1:35.238	8 - 1:35.633	
4 - 1:34.367	9 - 1:34.039	
5 - 1:33.259	10 - 1:33.252	
45	Matthew NEWMAN	Alfa Romeo GTV
1 - 8:36.572	6 - 1:37.107	
2 - 1:57.629	7 - 1:35.466	
3 - 1:40.442	8 - 1:35.158	
4 - 1:40.182	9 - 1:34.938	
5 - 1:37.658	10 - 1:34.762	
48	Stephen GARRETT	Lotus 7
1 - X:00.000	6 - 1:45.878	
2 - 1:53.508	7 - 1:43.060	
3 - 1:47.054	8 - 1:50.520	
4 - 1:44.064		
5 - 1:46.271		
52	Justin MURPHY	Milano GT Mk1
1 - 8:05.877	6 - 1:26.071	
2 - 1:41.778	7 - 1:26.394	
3 - 1:28.098	8 - 1:25.964	
4 - 1:27.521	9 - 1:26.028	
5 - 1:26.771		
65	Karen LINE	Turner Mk2
1 - 8:20.002	6 - 1:55.830	
2 - 2:24.177	7 - 1:49.111	
3 - 2:12.441	8 - 1:49.681	
4 - 2:01.503	9 - 1:48.658	
5 - 1:56.522		
66	Mark HOBLE	Morgan Plus 4
1 - 8:02.543	6 - 1:34.175	11 - 1:35.212
2 - 1:48.350	7 - 1:38.201	
3 - 1:36.687	8 - 1:32.635	
4 - 1:35.672	9 - 1:34.268	
5 - 1:36.796	10 - 1:34.676	

Cars 48 & 86 - Transponder not working - Fix or YOU WILL BE IGNORED IN THE RACE
Weather / Track : Sunny / Dry

Snetterton
Circuit Length = 1.9520 miles.
Start: 09:51 End: 10:06
Printed - 10:08 Sunday, 02 July 2006

HSCC "The School Garage" Historic Road Sports Championship

QUALIFYING LAP ANALYSIS - RACE 11

(contd.)

68	Oliver PHILLIPS	Lotus 7	
1 -	7:58.287	6 - 1:36.670	
2 -	1:52.474	7 - 1:36.654	
3 -	1:42.078	8 - 1:35.097	
4 -	1:37.474	9 - 1:37.205	
5 -	1:40.152	10 - 1:33.727	
71	Dick COFFEY	Turner Mk1	
1 -	8:00.837	6 - 1:29.539	11 - 1:31.056
2 -	1:45.866	7 - 1:30.142	
3 -	1:34.654	8 - 1:29.013	
4 -	1:31.420	9 - 1:33.913	
5 -	1:31.554	10 - 1:29.666	
78	Jonathon RUSHTON	Morgan Plus 4	
1 -	8:09.789	6 - 1:38.245	
2 -	1:47.994	7 - 1:36.508	
3 -	1:41.088	8 - 1:35.842	
4 -	1:37.472	9 - 1:38.425	
5 -	1:40.576	10 - 1:51.925	
82	Andrew MARLER	Lotus Elan	
1 -	9:20.687	6 - 1:31.188	
2 -	1:28.456	7 - 1:31.743	
3 -	3:05.127		
4 -	1:30.905		
5 -	1:27.318		
86	John WARD	TVR Vixen	
1 -	X:00.000	6 - 1:34.363	
2 -	1:37.872	7 - 1:33.342	
3 -	1:34.966		
4 -	1:35.783		
5 -	1:34.215		
90	Adam ORMANDY	Lotus Elan	
1 -	7:53.547	6 - 1:40.037	
2 -	1:33.699	7 - 1:48.904	
3 -	1:27.256	8 - 1:25.488	
4 -	1:27.191		
5 -	1:29.569		


Cars 48 & 86 - Transponder not working - Fix or YOU WILL BE IGNORED IN THE RACE
Weather / Track : Sunny / Dry

HSCC "The School Garage" Historic Road Sports Championship

GRID - RACE 11

ROW 14	1:48.658	65	LINE	
ROW 13	1:44.317	35	THREADINGHAM	1:46.222 19 GAWNE
ROW 12	1:35.842	78	RUSHTON	1:43.060 48 GARRETT
ROW 11	1:34.762	45	NEWMAN	1:35.385 5 BURTON
ROW 10	1:33.342	86	WARD	1:33.727 68 PHILLIPS
ROW 9	1:32.684	31	OWEN	1:33.151 39 HARTOP
ROW 8	1:32.161	44	KIRBY	1:32.635 66 HOBLE
ROW 7	1:29.968	12	JONES	1:32.032 7 ARCULUS
ROW 6	1:29.013	71	COFFEY	1:29.678 17 SIMMONDS
ROW 5	1:27.819	22	FITZGERALD	1:28.942 38 HAYHOW
ROW 4	1:27.318	82	MARLER	1:27.415 32 SADLER
ROW 3	1:25.995	25	RANDALL	1:26.072 1 SHEPHERD
ROW 2	1:25.502	42	SANDERS	1:25.964 52 MURPHY
ROW 1	1:25.210	11	KENNEDY	1:25.488 90 ORMANDY

POLE



Cars 48 & 86 - Transponder not working - Fix or YOU WILL BE IGNORED IN THE RACE
Weather / Track : Sunny / Dry
These results are provisional until the conclusion of any judicial and technical matters.

Snetterton
 Circuit Length = 1.9520 miles.
 Start: 09:51 End: 10:06

Clerk of Course	Timekeeper:
-----------------	-------------

HSCC Classic Racing Car Championship

QUALIFYING - RACE 12

POS	NO	CL	DRIVER	NAT	CAR	TIME	LAPS	GAP	MPH
1	1	E2	Matthew WATTS		Brabham BT16	1:13.466	13		95.65
2	59	E2	Ian JONES		Lotus 59	1:15.704	12	2.238	92.82
3	22	E4	Ian GRAY		Brabham BT30	1:17.426	12	3.960	90.76
4	44	E4	Michael SCOTT		March 702	1:18.737	11	5.271	89.24
5	30	E2	Richard KENDLE		Brabham BT21B	1:18.934	12	5.468	89.02
6	52	E4	Simon DIFFEY		Crossle 19F	1:20.722	11	7.256	87.05
7	57	F	David WILD		Lola T200	1:22.181	12	8.715	85.50
8	66	F	Gregory THORNTON		Titan Mk4	1:23.671	11	10.205	83.98
9	21	E2	Neil BOWMAN		Macon MR6	1:24.424	11	10.958	83.23
10	56	C	Cliff GIDDENS		Brabham BT16	1:26.367	11	12.901	81.36
11	96	D	Keith MESSER		Vesey F3	1:26.924	10	13.458	80.84
12	8	C	Rodger NEWMAN		Brabham BT14	1:26.940	11	13.474	80.82
13	73	E2	John RAND		Palliser WDB2	1:28.065	10	14.599	79.79
14	46	F	Mike BROMLEY		Merlyn Mk11A	1:28.388	11	14.922	79.50
15	99	F	Jack UTLEY		Merlyn Mk20	1:29.687	11	16.221	78.35
16	48	D	Trevor MESSETT		Brabham BT21	1:30.247	11	16.781	77.86
17	81	D	Stephen WILKINSON		Brabham BT21	1:31.787	9	18.321	76.56
18	62	E2	Alasdair PIKE		Brabham BT21	1:32.145	10	18.679	76.26
19	27	D	Peter WILLIAMS		Brabham BT15	1:34.220	10	20.754	74.58
20	76	I	Vernon WILLIAMSON		Ecosse Imp	1:37.054	7	23.588	72.40
21	54	F	Jackie WALES		Merlyn Mk20A	1:42.696	9	29.230	68.42
22	60	C	David CROWTHER		Brabham BT18	1:43.819	10	30.353	67.68
23	95	B	Rudolf ERNST		Lotus 22	1:46.832	9	33.366	65.77

Cars 21 & 81 - Transponders not working - FIX or YOU WILL BE IGNORED IN THE RACE
Weather / Track : Bright / Dry
These results are provisional until the conclusion of any judicial and technical matters.

Snetterton
 Circuit Length = 1.9520 miles.
 Start: 10:16 End: 10:31

Clerk of Course	Timekeeper:
-----------------	-------------

HSCC Classic Racing Car Championship

QUALIFYING LAP ANALYSIS - RACE 12

1	Matthew WATTS	Brabham BT16
1 -	5:16.026	6 - 1:14.307
2 -	1:22.916	7 - 1:15.290
3 -	1:15.596	8 - 1:16.951
4 -	1:18.877	9 - 1:13.758
5 -	1:16.397	10 - 1:15.949
		11 - 1:15.747
		12 - 1:13.466
		13 - 1:14.647
8	Rodger NEWMAN	Brabham BT14
1 -	5:32.235	6 - 1:27.655
2 -	1:47.290	7 - 1:28.882
3 -	1:37.811	8 - 1:31.245
4 -	1:31.085	9 - 1:30.770
5 -	1:29.588	10 - 1:26.940
11 -	1:27.259	
21	Neil BOWMAN	Macon MR6
1 -	7:08.767	6 - 1:25.980
2 -	1:27.273	7 - 1:24.424
3 -	1:25.879	8 - 1:24.732
4 -	1:24.919	9 - 1:32.369
5 -	1:26.619	10 - 1:25.097
11 -	1:29.406	
22	Ian GRAY	Brabham BT30
1 -	5:17.329	6 - 1:22.059
2 -	1:35.096	7 - 1:23.222
3 -	1:23.200	8 - 1:20.321
4 -	1:20.681	9 - 1:19.240
5 -	1:23.030	10 - 1:23.973
11 -	1:17.426	
12 -	1:19.364	
27	Peter WILLIAMS	Brabham BT15
1 -	5:27.743	6 - 1:36.407
2 -	1:52.292	7 - 1:34.752
3 -	1:40.190	8 - 1:35.679
4 -	1:38.538	9 - 1:34.220
5 -	1:37.826	10 - 1:38.081
30	Richard KENDLE	Brabham BT21B
1 -	5:18.435	6 - 1:19.570
2 -	1:31.365	7 - 1:21.297
3 -	1:26.010	8 - 1:20.535
4 -	1:21.766	9 - 1:20.929
5 -	1:22.184	10 - 1:20.964
11 -	1:18.934	
12 -	1:19.140	
44	Michael SCOTT	March 702
1 -	5:24.297	6 - 1:19.294
2 -	1:27.678	7 - 1:21.486
3 -	1:20.966	8 - 1:21.534
4 -	1:18.737	9 - 1:20.636
5 -	1:29.101	10 - 1:19.677
11 -	1:20.271	

Cars 21 & 81 - Transponders not working - FIX or YOU WILL BE IGNORED IN THE RACE
Weather / Track : Bright / Dry

Snetterton
Circuit Length = 1.9520 miles.
Start: 10:16 End: 10:31
Printed - 10:32 Sunday, 02 July 2006

HSCC Classic Racing Car Championship

QUALIFYING LAP ANALYSIS - RACE 12

(contd.)

46	Mike BROMLEY	Merlyn Mk11A
1 - 5:29.662	6 - 1:30.405	11 - 1:28.457
2 - 1:37.665	7 - 1:31.352	
3 - 1:29.149	8 - 1:29.098	
4 - 1:28.388	9 - 1:33.915	
5 - 1:28.945	10 - 1:29.383	
48	Trevor MESSETT	Brabham BT21
1 - 5:25.554	6 - 1:30.247	11 - 1:31.439
2 - 1:43.173	7 - 1:30.997	
3 - 1:32.547	8 - 1:33.115	
4 - 1:32.414	9 - 1:30.363	
5 - 1:32.311	10 - 1:30.625	
52	Simon DIFFEY	Crossle 19F
1 - 7:23.320	6 - 1:23.236	11 - 1:21.395
2 - 1:25.683	7 - 1:20.722	
3 - 1:24.395	8 - 1:21.168	
4 - 1:22.134	9 - 1:22.323	
5 - 1:21.527	10 - 1:27.460	
54	Jackie WALES	Merlyn Mk20A
1 - 5:55.042	6 - 2:08.175	
2 - 1:47.995	7 - 1:45.188	
3 - 1:43.312	8 - 1:43.940	
4 - 1:45.259	9 - 1:42.885	
5 - 1:42.696		
56	Cliff GIDDENS	Brabham BT16
1 - 5:19.227	6 - 1:31.447	11 - 1:27.551
2 - 1:38.049	7 - 1:29.493	
3 - 1:27.024	8 - 1:28.190	
4 - 1:28.245	9 - 1:26.367	
5 - 1:26.650	10 - 1:29.386	
57	David WILD	Lola T200
1 - 5:30.859	6 - 1:24.504	11 - 1:24.929
2 - 1:31.992	7 - 1:22.463	12 - 1:22.289
3 - 1:24.962	8 - 1:23.468	
4 - 1:23.445	9 - 1:22.526	
5 - 1:22.398	10 - 1:22.181	
59	Ian JONES	Lotus 59
1 - 5:15.480	6 - 1:15.704	11 - 1:16.455
2 - 1:23.547	7 - 1:15.843	12 - 1:18.761
3 - 1:16.649	8 - 1:34.941	
4 - 1:18.551	9 - 1:41.143	
5 - 1:17.495	10 - 1:15.764	

Cars 21 & 81 - Transponders not working - FIX or YOU WILL BE IGNORED IN THE RACE
Weather / Track : Bright / Dry

Snetterton
Circuit Length = 1.9520 miles.
Start: 10:16 End: 10:31
Printed - 10:32 Sunday, 02 July 2006

HSCC Classic Racing Car Championship

QUALIFYING LAP ANALYSIS - RACE 12

(contd.)

60	David CROWTHER	Brabham BT18	
1 -	5:40.639	6 - 1:43.819	
2 -	1:51.449	7 - 1:44.077	
3 -	1:48.251	8 - 1:45.090	
4 -	1:47.575	9 - 1:43.864	
5 -	1:45.707	10 - 1:44.060	
62	Alasdair PIKE	Brabham BT21	
1 -	5:39.077	6 - 1:46.710	
2 -	1:52.285	7 - 1:47.426	
3 -	1:50.461	8 - 1:36.443	
4 -	1:49.496	9 - 1:34.986	
5 -	1:44.815	10 - 1:32.145	
66	Gregory THORNTON	Titan Mk4	
1 -	5:46.251	6 - 1:25.382	11 - 1:26.307
2 -	1:36.226	7 - 1:25.422	
3 -	1:39.536	8 - 1:29.054	
4 -	1:28.966	9 - 1:23.671	
5 -	1:25.654	10 - 1:24.884	
73	John RAND	Palliser WDB2	
1 -	7:20.469	6 - 1:31.393	
2 -	1:38.029	7 - 1:32.608	
3 -	1:34.253	8 - 1:29.521	
4 -	1:31.449	9 - 1:32.621	
5 -	1:29.575	10 - 1:28.065	
76	Vernon WILLIAMSON	Ecosse Imp	
1 -	5:52.606	6 - 1:39.570	
2 -	1:49.151	7 - 1:42.387	
3 -	1:43.558		
4 -	1:39.199		
5 -	1:37.054		
81	Stephen WILKINSON	Brabham BT21	
1 -	7:40.219	6 - 1:32.560	
2 -	1:41.985	7 - 1:31.787	
3 -	1:41.916	8 - 1:35.210	
4 -	1:38.257	9 - 1:35.450	
5 -	1:34.182		
95	Rudolf ERNST	Lotus 22	
1 -	5:23.358	6 - 1:55.724	
2 -	2:04.507	7 - 2:01.974	
3 -	1:54.700	8 - 1:46.832	
4 -	1:58.025	9 - 1:57.297	
5 -	1:57.227		

Cars 21 & 81 - Transponders not working - FIX or YOU WILL BE IGNORED IN THE RACE
Weather / Track : Bright / Dry

Snetterton
Circuit Length = 1.9520 miles.
Start: 10:16 End: 10:31
Printed - 10:32 Sunday, 02 July 2006

HSCC Classic Racing Car Championship

QUALIFYING LAP ANALYSIS - RACE 12

(contd.)


96	Keith MESSER	Vesey F3
1 - 8:00.675	6 - 1:27.630	
2 - 1:29.405	7 - 1:28.101	
3 - 1:35.318	8 - 1:26.924	
4 - 1:30.492	9 - 1:28.420	
5 - 1:28.219	10 - 1:27.887	
99	Jack UTLEY	Merlyn Mk20
1 - 5:45.588	6 - 1:33.434	11 - 1:32.209
2 - 1:44.193	7 - 1:31.168	
3 - 1:34.024	8 - 1:29.687	
4 - 1:32.429	9 - 1:30.517	
5 - 1:41.057	10 - 1:30.171	

HSCC Classic Racing Car Championship

GRID - RACE 12

ROW 12	1:46.832 95 ERNST	1:43.819 60 CROWTHER
ROW 11	1:42.696 54 WALES	1:37.054 76 WILLIAMSON
ROW 10	1:34.220 27 WILLIAMS	1:32.145 62 PIKE
ROW 9	1:31.787 81 WILKINSON	1:30.247 48 MESSETT
ROW 8	1:29.687 99 UTLEY	1:28.388 46 BROMLEY
ROW 7	1:28.065 73 RAND	1:26.940 8 NEWMAN
ROW 6	1:26.924 96 MESSER	1:26.367 56 GIDDENS
ROW 5	1:24.424 21 BOWMAN	1:23.671 66 THORNTON
ROW 4	1:22.181 57 WILD	1:20.722 52 DIFFEY
ROW 3	1:18.934 30 KENDLE	1:18.737 44 SCOTT
ROW 2	1:17.426 22 GRAY	1:15.704 59 JONES
ROW 1	1:13.466 1 WATTS	

POLE



Cars 21 & 81 - Transponders not working - FIX or YOU WILL BE IGNORED IN THE RACE
Weather / Track : Bright / Dry
These results are provisional until the conclusion of any judicial and technical matters.

Snetterton
 Circuit Length = 1.9520 miles.
 Start: 10:16 End: 10:31

Clerk of Course		Timekeeper:
-----------------	--	-------------

HSCC/HRSR "Bates IT" Historic Racing Saloon Car Championship

QUALIFYING - RACE 17

POS	NO	CL	DRIVER	NAT	CAR	TIME	LAPS	GAP	MPH
1	31	B	Les ELY		BMW 2000	1:26.892	11		80.87
2	57	C	Jonathan GOMM		Ford Lotus Cortina	1:26.988	11	0.096	80.78
3	54	C	Neil WOOD		Ford Anglia 105E	1:27.860	11	0.968	79.98
4	41	C	Tony FIELDING		Ford Anglia 105E	1:28.645	11	1.753	79.27
5	69	C	Bob BULLEN		Ford Anglia 105E	1:29.023	11	2.131	78.93
6	35	B	James DODD		Alfa Romeo Guilia	1:29.187	4	2.295	78.79
7	3	K1	Peter HALLFORD		Ford Mustang	1:29.331	5	2.439	78.66
8	85	D	Roger GODFREY		Austin Mini Cooper S	1:29.770	11	2.878	78.28
9	50	C	Steve READ		Ford Anglia 105E	1:29.862	9	2.970	78.20
10	49	C	Peter HORE		Ford Lotus Cortina	1:30.211	11	3.319	77.89
11	52	C	Peter ERGIS		Ford Lotus Cortina	1:30.853	6	3.961	77.34
12	56	C	Robert TREVOR		Ford Anglia 105E	1:31.173	5	4.281	77.07
13	77	D	Roger EBDON		Morris Mini Cooper	1:31.189	9	4.297	77.06
14	87	E	Simon BENOY		Sunbeam Imp	1:32.912	10	6.020	75.63
15	97	E	Mike HANNA		Hillman Imp	1:33.807	9	6.915	74.91
16	84	K4	Roger PHILLIPS		Austin Mini Cooper	1:34.127	10	7.235	74.65
17	89	E	Adrian OLIVER		Hillman Imp	1:34.221	10	7.329	74.58
18	66	C	Peter THOMPSON		Alfa Romeo 1600 GTA	1:34.453	11	7.561	74.39
19	32	B	Mark GARRITT		Alfa Romeo Giulia	1:34.480	6	7.588	74.37
20	45	C	Tony MASCHIO		Alfa Romeo Guilia	1:35.615	8	8.723	73.49
21	95	E	Shaun HAZLEWOOD		Hillman Imp	1:40.642	4	13.750	69.82
22	7	A	Tony PEARSON		Jaguar S-type	1:43.492	2	16.600	67.90
23	91	E	Vince FROST		Hillman Imp	1:50.414	6	23.522	63.64

Cars 50 & 56 - Transponders not working - FIX or YOU WILL BE IGNORED IN THE RACE
Weather / Track : Sunny / Dry
These results are provisional until the conclusion of any judicial and technical matters.

Snetterton
Circuit Length = 1.9520 miles.
Start: 10:40 End: 11:00

Clerk of Course	Timekeeper:
-----------------	-------------

HSCC/HRSR "Bates IT" Historic Racing Saloon Car Championship QUALIFYING LAP ANALYSIS - RACE 17

3	Peter HALLFORD	Ford Mustang
1 - 3:31.752 2 - 1:48.948 3 - 1:36.680 4 - 1:29.331 5 - 1:30.803		
7	Tony PEARSON	Jaguar S-type
1 - 3:11.891 2 - 1:43.492		
31	Les ELY	BMW 2000
1 - 3:41.773 6 - 6:28.286 11 - 1:27.497 2 - 1:39.523 7 - 1:33.432 3 - 1:35.095 8 - 1:28.019 4 - 1:27.744 9 - 1:26.892 5 - 1:28.410 10 - 1:27.156		
32	Mark GARRITT	Alfa Romeo Giulia
1 - 3:45.656 6 - 1:34.480 2 - 1:47.043 3 - 1:39.791 4 - 1:37.599 5 - 7:53.907		
35	James DODD	Alfa Romeo Giulia
1 - 3:03.082 2 - 1:31.936 3 - 1:29.187 4 - 1:48.146		
41	Tony FIELDING	Ford Anglia 105E
1 - 3:27.441 6 - 6:39.985 11 - 1:28.942 2 - 1:36.491 7 - 1:34.523 3 - 1:31.555 8 - 1:29.378 4 - 1:29.857 9 - 1:28.691 5 - 1:30.655 10 - 1:28.645		
45	Tony MASCHIO	Alfa Romeo Giulia
1 - 3:15.322 6 - 6:27.134 2 - 1:47.421 7 - 1:40.419 3 - 1:43.250 8 - 3:09.496 4 - 1:36.786 5 - 1:35.615		

Cars 50 & 56 - Transponders not working - FIX or YOU WILL BE IGNORED IN THE RACE
Weather / Track : Sunny / Dry

Snetterton
Circuit Length = 1.9520 miles.
Start: 10:40 End: 11:00
Printed - 11:02 Sunday, 02 July 2006

HSCC/HRSR "Bates IT" Historic Racing Saloon Car Championship

QUALIFYING LAP ANALYSIS - RACE 17

(contd.)

49	Peter HORE	Ford Lotus Cortina
1 - 3:10.082	6 - 6:48.948	11 - 1:30.836
2 - 1:39.138	7 - 1:36.034	
3 - 1:32.103	8 - 1:32.169	
4 - 1:32.549	9 - 1:30.211	
5 - 1:32.325	10 - 1:30.758	
50	Steve READ	Ford Anglia 105E
1 - 4:42.595	6 - 1:29.862	
2 - 1:32.545	7 - 1:29.892	
3 - 1:31.944	8 - 1:30.336	
4 - 1:31.581	9 - 1:30.174	
5 - 8:55.952		
52	Peter ERGIS	Ford Lotus Cortina
1 - 8:49.314	6 - 1:32.444	
2 - 8:32.294		
3 - 1:38.684		
4 - 1:31.801		
5 - 1:30.853		
54	Neil WOOD	Ford Anglia 105E
1 - 3:24.539	6 - 6:47.137	11 - 1:27.860
2 - 1:38.534	7 - 1:33.289	
3 - 1:30.862	8 - 1:28.753	
4 - 1:28.903	9 - 1:28.287	
5 - 1:29.685	10 - 1:28.764	
56	Robert TREVOR	Ford Anglia 105E
1 - 5:32.874		
2 - 1:36.275		
3 - 1:33.276		
4 - 9:25.271		
5 - 1:31.173		
57	Jonathan GOMM	Ford Lotus Cortina
1 - 3:05.497	6 - 7:28.220	11 - 1:26.988
2 - 1:33.813	7 - 1:34.158	
3 - 1:30.174	8 - 1:28.573	
4 - 1:29.664	9 - 1:27.808	
5 - 1:28.700	10 - 1:27.257	
66	Peter THOMPSON	Alfa Romeo 1600 GTA
1 - 3:33.481	6 - 6:34.461	11 - 1:34.953
2 - 1:47.736	7 - 1:37.452	
3 - 1:39.224	8 - 1:34.464	
4 - 1:36.697	9 - 1:34.453	
5 - 1:34.985	10 - 1:34.797	

Cars 50 & 56 - Transponders not working - FIX or YOU WILL BE IGNORED IN THE RACE
Weather / Track : Sunny / Dry

Snetterton
Circuit Length = 1.9520 miles.
Start: 10:40 End: 11:00
Printed - 11:02 Sunday, 02 July 2006

HSCC/HRSR "Bates IT" Historic Racing Saloon Car Championship

QUALIFYING LAP ANALYSIS - RACE 17

(contd.)

69	Bob BULLEN	Ford Anglia 105E
1 - 3:44.183	6 - 6:23.560	11 - 1:29.660
2 - 1:41.886	7 - 1:35.527	
3 - 1:34.763	8 - 1:29.466	
4 - 1:31.363	9 - 1:29.060	
5 - 1:30.383	10 - 1:29.023	
77	Roger EBDON	Morris Mini Cooper
1 - 3:35.866	6 - 7:10.183	
2 - 1:47.040	7 - 1:48.281	
3 - 1:36.411	8 - 1:31.189	
4 - 1:38.682	9 - 1:31.781	
5 - 1:31.574		
84	Roger PHILLIPS	Austin Mini Cooper
1 - 4:48.863	6 - 1:40.582	
2 - 1:36.279	7 - 1:34.813	
3 - 1:35.264	8 - 1:34.127	
4 - 1:37.503	9 - 1:35.593	
5 - 6:51.802	10 - 1:36.048	
85	Roger GODFREY	Austin Mini Cooper S
1 - 3:04.244	6 - 7:30.861	11 - 1:29.928
2 - 1:33.453	7 - 1:31.308	
3 - 1:30.686	8 - 1:30.232	
4 - 1:31.503	9 - 1:29.897	
5 - 1:29.770	10 - 1:30.374	
87	Simon BENOY	Sunbeam Imp
1 - 3:39.552	6 - 1:40.361	
2 - 1:49.572	7 - 1:33.342	
3 - 1:39.382	8 - 1:32.912	
4 - 1:36.509	9 - 1:35.403	
5 - 7:47.954	10 - 1:33.472	
89	Adrian OLIVER	Hillman Imp
1 - 3:37.237	6 - 1:40.558	
2 - 1:55.131	7 - 1:34.717	
3 - 1:41.900	8 - 1:34.221	
4 - 1:37.130	9 - 1:35.996	
5 - 7:43.077	10 - 1:34.920	
91	Vince FROST	Hillman Imp
1 - 3:41.142	6 - 1:50.414	
2 - 2:03.922		
3 - 2:08.946		
4 - X:00.000		
5 - 2:02.751		

Cars 50 & 56 - Transponders not working - FIX or YOU WILL BE IGNORED IN THE RACE
Weather / Track : Sunny / Dry

Snetterton
Circuit Length = 1.9520 miles.
Start: 10:40 End: 11:00
Printed - 11:02 Sunday, 02 July 2006

HSCC/HRSR "Bates IT" Historic Racing Saloon Car Championship


QUALIFYING LAP ANALYSIS - RACE 17

(contd.)

95	Shaun HAZLEWOOD	Hillman Imp
1 - 3:26.473 2 - 1:59.416 3 - 1:43.123 4 - 1:40.642		
97	Mike HANNA	Hillman Imp
1 - 3:23.437 6 - 1:53.170 2 - 1:55.173 7 - 1:59.704 3 - 1:44.426 8 - 1:36.474 4 - 1:34.664 9 - 1:33.807 5 - 7:46.086		

HSCC/HRSR "Bates IT" Historic Racing Saloon Car Championship

GRID - RACE 17

ROW 12	1:50.414	91	FROST	
ROW 11	1:40.642	95	HAZLEWOOD	1:43.492 7 PEARSON
ROW 10	1:34.480	32	GARRITT	1:35.615 45 MASCHIO
ROW 9	1:34.221	89	OLIVER	1:34.453 66 THOMPSON
ROW 8	1:33.807	97	HANNA	1:34.127 84 PHILLIPS
ROW 7	1:31.189	77	EBDON	1:32.912 87 BENOY
ROW 6	1:30.853	52	ERGIS	1:31.173 56 TREVOR
ROW 5	1:29.862	50	READ	1:30.211 49 HORE
ROW 4	1:29.331	3	HALLFORD	1:29.770 85 GODFREY
ROW 3	1:29.023	69	BULLEN	1:29.187 35 DODD
ROW 2	1:27.860	54	WOOD	1:28.645 41 FIELDING
ROW 1	1:26.892	31	ELY	1:26.988 57 GOMM
POLE				
				

Cars 50 & 56 - Transponders not working - FIX or YOU WILL BE IGNORED IN THE RACE
Weather / Track : Sunny / Dry
These results are provisional until the conclusion of any judicial and technical matters.

Snetterton
 Circuit Length = 1.9520 miles.
 Start: 10:40 End: 11:00

Clerk of Course		Timekeeper:
-----------------	--	-------------

HSCC "Grandstand Motor Sport Tours" Historic Formula Ford

RACE CLASSIFICATION - RACE 9

POS	NO	CL	DRIVER	NAT	CAR	TIME	LAPS	GAP	MPH	BEST
1	87		Nelson ROWE		Crossle 20F	21:10.392	16		88.50	1:18.622
2	42		Nigel BANCROFT		Crossle 20F	21:23.196	16	12.804	87.62	1:18.364
3	19		David GATHERCOLE		Jamun T2	21:30.861	16	20.469	87.10	1:19.456
4	57		David WILD		Lola T200	21:31.250	16	20.858	87.07	1:19.421
5	86		George FOWLER		Macon MR8	21:45.891	16	35.499	86.09	1:20.378
6	66		Gregory THORNTON		Titan Mk4	21:47.811	16	37.419	85.97	1:19.586
7	12		David FLORY		Lola T200	22:03.192	16	52.800	84.97	1:21.044
8	26		Laurie BENNETT		Elfin 600B	22:12.331	16	1:01.939	84.39	1:20.249
9	27		Dick DIXON		Lotus 61	22:17.915	16	1:07.523	84.03	1:21.788
10	93	N	Andrew MANSELL		Merlyn Mk11A	22:24.877	16	1:14.485	83.60	1:22.021
11	47		Tony DEMPSTER		Lola T200	22:25.659	16	1:15.267	83.55	1:22.163
12	48		Crispin SCHLAEFLI		Macon MR8	22:26.294	16	1:15.902	83.51	1:21.061
13	54		Alex MEEK		Merlyn Mk20A	22:32.902	16	1:22.510	83.10	1:22.809
14	38		C GRANT PETERKIN		Brabham BT21	21:12.478	15	1 LAP	82.83	1:22.071
15	34		Philip NORRIS		Macon MR8	21:14.169	15	1 LAP	82.72	1:23.598
16	61		John FORD		Lotus 61	21:51.944	15	1 LAP	80.34	1:24.877
17	73		Richard LINE		Elden Mk8	21:57.159	15	1 LAP	80.02	1:24.919
18	99	N	Jack UTLEY		Merlyn Mk20	22:04.958	15	1 LAP	79.55	1:25.288
19	5		Barry HARGREAVES		Lotus 69	22:23.403	15	1 LAP	78.46	1:24.926
20	94	N	Michael WALES		Merlyn Mk20	22:26.307	15	1 LAP	78.29	1:26.096

NOT CLASSIFIED

96	N	Alan FAIRBROTHER	Merlyn Mk20	20:58.751	14	D.N.F.	78.15	1:25.248
2		Paul SLEEMAN	Jamun T2	13:43.412	10	D.N.F.	85.34	1:20.092
32		Roy MACGREGOR	Hawke DL2B	14:55.608	10	D.N.F.	78.46	1:26.431
59		Terence TUMBER	Lola T200	8:11.487	5	D.N.F.	71.48	1:24.014
21		Neil BOWMAN	Macon MR7B		0	D.N.F.	N/A	

FASTEST LAP

42		Nigel BANCROFT	Crossle 20F	1:18.364	6	89.67mph	144.31kph
93	N	Andrew MANSELL	Merlyn Mk11A	1:22.021	8	85.67mph	137.88kph

Car 73 - Transponder has stopped working

Weather / Track : Sunny / Dry

These results are provisional until the conclusion of any judicial and technical matters.

Snetterton

Circuit Length = 1.9520 miles.

Start: 11:38 End: 11:59

Clerk of Course	Timekeeper:
-----------------	-------------

HSCC "Grandstand Motor Sport Tours" Historic Formula Ford

LAP CHART - RACE 9

Lap 1			Lap 2			Lap 3			Lap 4			Lap 5		
No	Behind	Laptime	No	Behind	Laptime	No	Behind	Laptime	No	Behind	Laptime	No	Behind	Laptime
87		1:24.426	87		1:18.845	87		1:18.698	87		1:18.839	87		1:18.897
19	1.336	1:25.762	19	1.947	1:19.456	19	2.808	1:19.559	19	3.949	1:19.980	19	5.240	1:20.188
57	1.857	1:26.283	57	2.489	1:19.477	57	3.361	1:19.570	57	4.855	1:20.333	57	5.379	1:19.421
86	3.655	1:28.081	86	5.334	1:20.524	42	6.990	1:20.306	42	7.327	1:19.176	42	7.680	1:19.250
42	4.224	1:28.650	42	5.382	1:20.003	86	7.925	1:21.289	86	9.464	1:20.378	86	11.854	1:21.287
2	4.233	1:28.659	26	7.559	1:21.440	26	9.833	1:20.972	2	11.434	1:20.164	2	12.724	1:20.187
26	4.964	1:29.390	2	7.946	1:22.558	2	10.109	1:20.861	26	12.340	1:21.346	26	13.982	1:20.539
48	5.747	1:30.173	66	8.125	1:20.755	66	10.360	1:20.933	66	12.554	1:21.033	66	14.245	1:20.588
66	6.215	1:30.641	48	8.881	1:21.979	48	11.244	1:21.061	48	13.730	1:21.325	48	16.295	1:21.462
12	6.737	1:31.163	12	9.526	1:21.634	12	12.493	1:21.665	12	15.605	1:21.951	12	18.344	1:21.636
93	8.421	1:32.847	93	12.035	1:22.459	93	16.340	1:23.003	93	19.976	1:22.475	93	23.587	1:22.508
54	8.779	1:33.205	54	12.743	1:22.809	27	17.402	1:22.983	27	20.875	1:22.312	27	24.152	1:22.174
38	9.499	1:33.925	27	13.117	1:21.788	54	17.472	1:23.427	54	21.886	1:23.253	54	26.367	1:23.378
27	10.174	1:34.600	38	14.215	1:23.561	38	17.970	1:22.453	38	22.600	1:23.469	47	26.721	1:22.282
34	10.972	1:35.398	47	15.942	1:23.232	47	20.012	1:22.768	47	23.336	1:22.163	38	26.792	1:23.089
59	11.423	1:35.849	34	16.553	1:24.426	34	21.747	1:23.892	34	26.901	1:23.993	34	32.973	1:24.969
47	11.555	1:35.981	59	17.105	1:24.527	59	22.421	1:24.014	59	29.065	1:25.483	5	39.125	1:25.832
5	12.335	1:36.761	5	18.538	1:25.048	5	25.020	1:25.180	5	32.190	1:26.009	61	39.285	1:25.928
61	13.032	1:37.458	61	19.575	1:25.388	61	26.216	1:25.339	61	32.254	1:24.877	73	54.655	1:26.878
96	17.876	1:42.302	96	28.434	1:29.403	73	38.710	1:28.679	73	46.674	1:26.803	99	56.555	1:26.785
32	19.062	1:43.488	73	28.729	1:27.805	96	39.750	1:30.014	99	48.667	1:26.184	96	57.674	1:26.537
99	19.699	1:44.125	32	29.960	1:29.743	99	41.322	1:29.635	96	50.034	1:29.123	32	59.174	1:27.647
73	19.769	1:44.195	99	30.385	1:29.531	32	41.618	1:30.356	32	50.424	1:27.645	94	59.480	1:27.143
94	20.692	1:45.118	94	31.955	1:30.108	94	42.305	1:29.048	94	51.234	1:27.768			

Car 73 - Transponder has stopped working
Weather / Track : Sunny / Dry

Snetterton
Circuit Length = 1.9520 miles.
Start: 11:38 End: 11:59
Printed - 12:02 Sunday, 02 July 2006

HSCC "Grandstand Motor Sport Tours" Historic Formula Ford LAP CHART - RACE 9

(contd.)

Lap 6			Lap 7			Lap 8			Lap 9			Lap 10		
No	Behind	Laptime	No	Behind	Laptime	No	Behind	Laptime	No	Behind	Laptime	No	Behind	Laptime
87		1:18.622	87		1:18.782	87		1:19.068	87		1:19.045	87		1:19.216
19	6.250	1:19.632	42	7.182	1:18.542	42	7.999	1:19.885	96	1 LAP	1:25.248	73	1 LAP	1:25.989
57	6.490	1:19.733	19	7.188	1:19.720	19	8.024	1:19.904	5	1 LAP	1:25.775	96	1 LAP	1:25.472
42	7.422	1:18.364	57	8.198	1:20.490	57	9.835	1:20.705	94	1 LAP	1:27.315	5	1 LAP	1:25.930
59	1 LAP	2:21.614P	86	16.507	1:21.426	86	18.374	1:20.935	32	1 LAP	1:27.509	42	11.373	1:22.406
86	13.863	1:20.631	2	17.343	1:21.931	2	18.650	1:20.375	42	8.183	1:19.229	19	11.945	1:22.536
2	14.194	1:20.092	66	17.611	1:21.184	66	18.865	1:20.322	19	8.625	1:19.646	94	1 LAP	1:27.730
66	15.209	1:19.586	26	18.149	1:20.760	26	19.330	1:20.249	57	10.550	1:19.760	32	1 LAP	1:27.475
26	16.171	1:20.811	48	22.755	1:22.035	48	25.498	1:21.811	2	20.004	1:20.399	57	13.198	1:21.864
48	19.502	1:21.829	12	23.190	1:21.044	12	25.567	1:21.445	86	20.304	1:20.975	99	1 LAP	1:34.194
12	20.928	1:21.206	27	31.916	1:23.260	27	35.413	1:22.565	66	20.663	1:20.843	86	22.469	1:21.381
93	27.213	1:22.248	93	33.131	1:24.700	93	36.084	1:22.021	26	21.480	1:21.195	66	22.924	1:21.477
27	27.438	1:21.908	47	37.093	1:22.200	47	41.443	1:23.418	48	29.299	1:22.846	26	23.499	1:21.235
47	33.675	1:25.576	54	38.671	1:23.343	54	43.201	1:23.598	12	29.376	1:22.854	2	28.974	1:28.186
54	34.110	1:26.365	34	44.889	1:24.769	34	50.263	1:24.442	27	39.086	1:22.718	12	31.945	1:21.785
34	38.902	1:24.551	38	47.004	1:24.133	38	52.544	1:24.608	93	39.097	1:22.058	48	32.653	1:22.570
38	41.653	1:33.483	61	58.932	1:26.871	61	1:06.054	1:26.190	47	45.386	1:22.988	93	43.952	1:24.071
61	50.843	1:30.180	73	1:10.648	1:26.100	73	1:17.259	1:25.679	54	48.210	1:24.054	27	44.662	1:24.792
73	1:03.330	1:27.297	99	1:11.595	1:25.736	99	1:17.815	1:25.288	34	55.260	1:24.042	47	49.564	1:23.394
99	1:04.641	1:26.708	96	1:14.357	1:26.251				38	57.541	1:24.042	54	53.299	1:24.305
96	1:06.888	1:27.836	94	1:14.646	1:26.096				61	1:12.334	1:25.325	34	59.768	1:23.724
94	1:07.332	1:26.474	32	1:15.342	1:26.431							38	1:01.260	1:22.935
32	1:07.693	1:27.141	5	1:15.878	1:24.926									
5	1:09.734	1:49.231												

Car 73 - Transponder has stopped working
Weather / Track : Sunny / Dry

Snetterton
Circuit Length = 1.9520 miles.
Start: 11:38 End: 11:59

HSCC "Grandstand Motor Sport Tours" Historic Formula Ford LAP CHART - RACE 9

(contd.)

Lap 11			Lap 12			Lap 13			Lap 14			Lap 15		
No	Behind	Laptime	No	Behind	Laptime	No	Behind	Laptime	No	Behind	Laptime	No	Behind	Laptime
87		1:18.885	87		1:19.195	87		1:19.184	87		1:18.996	87		1:18.930
61	1 LAP	1:25.994	61	1 LAP	1:25.481	61	1 LAP	1:26.012	42	14.694	1:20.233	42	14.617	1:18.853
42	12.384	1:19.896	42	13.683	1:20.494	42	13.457	1:18.958	19	19.407	1:20.198	19	20.662	1:20.185
73	1 LAP	1:27.457	19	17.744	1:20.421	19	18.205	1:19.645	61	1 LAP	1:26.204	57	21.537	1:19.771
96	1 LAP	1:25.899	57	19.545	1:21.112	57	19.909	1:19.548	57	20.696	1:19.783	86	35.215	1:20.644
19	16.518	1:23.458	73	1 LAP	1:26.265	73	1 LAP	1:26.083	73	1 LAP	1:24.919	61	1 LAP	1:34.091
57	17.628	1:23.315	96	1 LAP	1:26.265	96	1 LAP	1:25.555	86	33.501	1:21.698	66	35.805	1:20.735
5	1 LAP	1:27.787	5	1 LAP	1:26.211	86	30.799	1:20.546	66	34.000	1:20.418	73	1 LAP	1:26.311
94	1 LAP	1:27.674	99	1 LAP	1:25.649	66	32.578	1:20.637	96	1 LAP	1:25.563	99	1 LAP	1:27.173
99	1 LAP	1:26.944	86	29.437	1:22.615	5	1 LAP	1:27.054	99	1 LAP	1:25.607	12	50.649	1:24.107
32	1 LAP	1:28.173	66	31.125	1:24.179	99	1 LAP	1:25.342	5	1 LAP	1:26.225	26	1:00.154	1:27.076
86	26.017	1:22.433	94	1 LAP	1:29.874	12	41.923	1:22.840	12	45.472	1:22.545	94	1 LAP	1:31.783
66	26.141	1:22.102	12	38.267	1:22.031	48	42.211	1:22.157	48	45.661	1:22.446	27	1:05.370	1:25.864
26	26.373	1:21.759	48	39.238	1:22.519	94	1 LAP	1:29.860	94	1 LAP	1:28.352	5	1 LAP	1:43.089
12	35.431	1:22.371	26	44.194	1:37.016	26	49.415	1:24.405	26	52.008	1:21.589	96	1 LAP	1:53.283
48	35.914	1:22.146	27	51.641	1:22.571	27	55.250	1:22.793	27	58.436	1:22.182	93	1:10.351	1:27.646
27	48.265	1:22.488	93	54.490	1:22.927	93	58.047	1:22.741	93	1:01.635	1:22.584	47	1:11.262	1:24.578
93	50.758	1:25.691	47	57.203	1:22.709	47	1:01.346	1:23.327	47	1:05.614	1:23.264	48	1:12.248	1:45.517
47	53.689	1:23.010	54	1:03.373	1:24.401	54	1:08.490	1:24.301	54	1:13.385	1:23.891	54	1:19.394	1:24.939
54	58.167	1:23.753	38	1:08.256	1:23.005	38	1:11.639	1:22.567	38	1:15.710	1:23.067			
38	1:04.446	1:22.071	34	1:09.113	1:23.755	34	1:13.748	1:23.819	34	1:18.350	1:23.598			
34	1:04.553	1:23.670												

Car 73 - Transponder has stopped working
Weather / Track : Sunny / Dry

Snetterton
Circuit Length = 1.9520 miles.
Start: 11:38 End: 11:59
Printed - 12:02 Sunday, 02 July 2006

HSCC "Grandstand Motor Sport Tours" Historic Formula Ford LAP CHART - RACE 9

(contd.)

Lap 16			Lap 17			Lap 18			Lap 19			Lap 20		
No	Behind	Laptime	No	Behind	Laptime	No	Behind	Laptime	No	Behind	Laptime	No	Behind	Laptime
87		1:20.764												
38	1 LAP	1:26.070												
34	1 LAP	1:25.121												
42	12.804	1:18.951												
19	20.469	1:20.571												
57	20.858	1:20.085												
86	35.499	1:21.048												
66	37.419	1:22.378												
61	1 LAP	1:26.606												
73	1 LAP	1:26.699												
12	52.800	1:22.915												
99	1 LAP	1:26.057												
26	1:01.939	1:22.549												
27	1:07.523	1:22.917												
5	1 LAP	1:28.345												
93	1:14.485	1:24.898												
47	1:15.267	1:24.769												
48	1:15.902	1:24.418												
94	1 LAP	1:31.964												
54	1:22.510	1:23.880												

Car 73 - Transponder has stopped working
Weather / Track : Sunny / Dry

Snetterton
Circuit Length = 1.9520 miles.
Start: 11:38 End: 11:59
Printed - 12:02 Sunday, 02 July 2006

HSCC "Grandstand Motor Sport Tours" Historic Formula Ford GRID - RACE 14

ROW 13	21	BOWMAN	
ROW 12			59 TUMBER
ROW 11	32	MACGREGOR	2 SLEEMAN
ROW 10	96	FAIRBROTHER	94 WALES
ROW 9	5	HARGREAVES	99 UTLEY
ROW 8	73	LINE	61 FORD
ROW 7	34	NORRIS	38 GRANT PETERKIN
ROW 6	54	MEEK	48 SCHLAEFLI
ROW 5	47	DEMPSTER	93 MANSELL
ROW 4	27	DIXON	26 BENNETT
ROW 3	12	FLORY	66 THORNTON
ROW 2	86	FOWLER	57 WILD
ROW 1	19	GATHERCOLE	42 BANCROFT
	87	ROWE	
		POLE	

Car 73 - Transponder has stopped working

Weather / Track : Sunny / Dry

These results are provisional until the conclusion of any judicial and technical matters.

Snetterton

Circuit Length = 1.9520 miles.

Start: 11:38 End: 11:59

Clerk of Course

Timekeeper:

BRDC Historic Sportscar Championship

RACE CLASSIFICATION - RACE 10

POS	NO	CL	NAME	NAT	ENTRY	TIME	LAPS	GAP	MPH	BEST
1	54	B	Peter HORSMAN		Lotus 17	21:13.900	15		82.74	1:23.060
2	38	D	Jamie MCINTYRE		Rejo MkIII/IV	21:17.931	15	4.031	82.48	1:23.801
3	36	B	Rupert WOOD		Widi Mk2	21:53.285	15	39.385	80.26	1:25.825
4	20	A	Anthony DITHERIDGE		Cooper Monaco	22:10.414	15	56.514	79.22	1:24.331
5	6	C	Benjamin EASTICK		Jaguar D-Type	22:26.795	15	1:12.895	78.26	1:27.786
6	89	B	Chris MURPHY		Lotus 11	22:40.216	15	1:26.316	77.49	1:29.194
7	9	D	Jim WOODLEY		Lotus 17	22:42.369	15	1:28.469	77.37	1:27.569
8	17	A	John PEARSON		Lister Jaguar	22:34.918	14	1 LAP	72.61	1:29.579

FASTEST LAP

54	B	Peter HORSMAN	Lotus 17	1:23.060	10	84.60mph	136.15kph
38	D	Jamie MCINTYRE	Rejo MkIII/IV	1:23.801	10	83.85mph	134.95kph
20	A	Anthony DITHERIDGE	Cooper Monaco	1:24.331	10	83.32mph	134.10kph
6	C	Benjamin EASTICK	Jaguar D-Type	1:27.786	2	80.04mph	128.82kph

Weather / Track : Sunny / Dry

These results are provisional until the conclusion of any judicial and technical matters.

Snetterton

Circuit Length = 1.9520 miles.

Start: 12:13 End: 12:34

Clerk of Course	Timekeeper:
-----------------	-------------

BRDC Historic Sportscar Championship

LAP CHART - RACE 10

Lap 1			Lap 2			Lap 3			Lap 4			Lap 5		
No	Behind	Laptime	No	Behind	Laptime	No	Behind	Laptime	No	Behind	Laptime	No	Behind	Laptime
54		1:30.948	54		1:23.499	54		1:23.835	54		1:24.216	54		1:24.866
38	1.488	1:32.436	38	3.361	1:25.372	38	4.716	1:25.190	38	5.928	1:25.428	38	6.515	1:25.453
36	3.529	1:34.477	36	7.098	1:27.068	36	10.844	1:27.581	36	13.798	1:27.170	36	15.904	1:26.972
20	4.141	1:35.089	6	9.409	1:27.786	6	13.540	1:27.966	6	17.517	1:28.193	20	21.209	1:27.535
6	5.122	1:36.070	20	10.205	1:29.563	20	14.937	1:28.567	20	18.540	1:27.819	6	22.621	1:29.970
9	8.074	1:39.022	17	17.006	1:31.313	17	24.534	1:31.363	89	31.076	1:30.643	89	35.404	1:29.194
89	8.365	1:39.313	89	17.240	1:32.374	89	24.649	1:31.244	17	32.921	1:32.603	9	40.605	1:32.480
17	9.192	1:40.140	9	18.506	1:33.931	9	26.752	1:32.081	9	32.991	1:30.455	17	41.385	1:33.330

**BRDC Historic Sportscar Championship
LAP CHART - RACE 10**

(contd.)

Lap 6			Lap 7			Lap 8			Lap 9			Lap 10		
No	Behind	Laptime	No	Behind	Laptime	No	Behind	Laptime	No	Behind	Laptime	No	Behind	Laptime
54		1:24.645	54		1:24.837	54		1:23.953	54		1:23.354	54		1:23.060
38	6.180	1:24.310	38	5.984	1:24.641	38	6.152	1:24.121	38	6.822	1:24.024	38	7.563	1:23.801
36	18.882	1:27.623	36	21.210	1:27.165	36	24.737	1:27.480	36	28.388	1:27.005	36	31.153	1:25.825
20	23.678	1:27.114	20	26.569	1:27.728	20	29.006	1:26.390	20	31.588	1:25.936	20	32.859	1:24.331
6	27.008	1:29.032	6	31.108	1:28.937	6	35.866	1:28.711	6	40.977	1:28.465	6	47.037	1:29.120
89	40.116	1:29.357	89	44.687	1:29.408	89	49.967	1:29.233	89	56.107	1:29.494	89	1:02.670	1:29.623
9	47.141	1:31.181	9	52.278	1:29.974	9	57.605	1:29.280	9	1:03.886	1:29.635	9	1:10.576	1:29.750
17	47.912	1:31.172	17	53.591	1:30.516	17	59.217	1:29.579	17	1:08.569	1:32.706			

BRDC Historic Sportscar Championship

LAP CHART - RACE 10

(contd.)

Lap 11			Lap 12			Lap 13			Lap 14			Lap 15		
No	Behind	Laptime	No	Behind	Laptime	No	Behind	Laptime	No	Behind	Laptime	No	Behind	Laptime
54		1:23.064	54		1:23.295	54		1:24.717	54		1:25.178	54		1:30.433
17	1 LAP	1:45.754	38	9.371	1:24.327	38	9.310	1:24.656	9	1 LAP	1:29.350	38	4.031	1:24.767
38	8.339	1:23.840	17	1 LAP	1:46.218	36	41.190	1:26.429	38	9.697	1:25.565	36	39.385	1:27.120
36	34.608	1:26.519	20	38.536	1:26.628	20	43.710	1:29.891	36	42.698	1:26.686	20	56.514	1:34.086
20	35.203	1:25.408	36	39.478	1:28.165	17	1 LAP	1:43.808	20	52.861	1:34.329	6	1:12.895	1:31.956
6	53.634	1:29.661	6	59.891	1:29.552	6	1:06.307	1:31.133	17	1 LAP	1:41.719	17	1 LAP	1:44.697
89	1:09.911	1:30.305	89	1:17.952	1:31.336	89	1:22.835	1:29.600	6	1:11.372	1:30.243	89	1:26.316	1:29.319
9	1:16.847	1:29.335	9	1:22.918	1:29.366				89	1:27.430	1:29.773	9	1:28.469	1:28.960
									9	1:29.942	1:27.569			

**BRDC Historic Sportscar Championship
GRID - RACE 15**

ROW
5

21 | DODD

ROW
4

9 | WOODLEY | 17 | PEARSON

ROW
3

6 | EASTICK | 89 | MURPHY


ROW
2

36 | WOOD | 20 | DITHERIDGE

ROW
1

54 | HORSMAN | 38 | MCINTYRE

POLE



Weather / Track : Sunny / Dry
These results are provisional until the conclusion of any judicial and technical matters.

Snetterton
Circuit Length = 1.9520 miles.
Start: 12:13 End: 12:34

Clerk of Course

Timekeeper:

HSCC "The School Garage" Historic Road Sports Championship

RACE CLASSIFICATION - RACE 11

POS	NO	CL	DRIVER	NAT	CAR	TIME	LAPS	GAP	MPH	BEST
1	11	A	Jason KENNEDY		TVR Griffith 200	30:07.940	21		81.62	1:24.908
2	1	C	Andy SHEPHERD		Lotus Seven S2	30:14.129	21	6.189	81.34	1:23.876
3	52	B	Justin MURPHY		Milano GT Mk1	30:34.672	21	26.732	80.43	1:25.817
4	22	C	John FITZGERALD		Lotus Elan S1	31:21.258	21	1:13.318	78.44	1:28.160
5	32	E	Josh SADLER		Ginetta G4	30:21.451	20	1 LAP	77.16	1:28.752
6	31	B	James OWEN		Triumph TR5	31:06.329	20	1 LAP	75.30	1:31.403
7	44	B	David KIRBY		Triumph TR6	31:06.992	20	1 LAP	75.27	1:31.166
8	66	B	Mark HOBLE		Morgan Plus 4	31:41.808	20	1 LAP	73.90	1:32.882
9	86	C	John WARD		TVR Vixen	30:11.427	19	2 LAPS	73.70	1:31.753
10	45	D	Matthew NEWMAN		Alfa Romeo GTV	30:20.332	19	2 LAPS	73.34	1:33.551
11	39	Inv	Jonathan HARTOP		Alfa 2000GTV	30:33.474	19	2 LAPS	72.82	1:32.879
12	68	C	Oliver PHILLIPS		Lotus 7	30:16.060	18	3 LAPS	69.65	1:33.520
13	35	B	David THREADINGHAM		Morgan Plus 4	31:14.570	18	3 LAPS	67.47	1:40.839
14	48	C	Stephen GARRETT		Lotus 7	31:14.777	18	3 LAPS	67.46	1:40.691
15	19	F	Chris GAWNE		Lancia Aurelia B20	30:37.654	17	4 LAPS	65.00	1:45.990

NOT CLASSIFIED

71	E	Dick COFFEY		Turner Mk1	24:52.177	16	D.N.F.	75.35	1:30.463
12	A	Allan JONES		Jaguar E-Type	19:51.229	13	D.N.F.	76.68	1:29.771
7	E	Brian ARCULUS		Lotus Elite	15:34.203	10	D.N.F.	75.22	1:31.982
38	C	Richard HAYHOW		Lotus Elan	19:59.473	10	D.N.F.	58.58	1:30.904
17	A	Adam SIMMONDS		Ford Mustang	12:43.730	8	D.N.F.	73.60	1:29.542
78	B	Jonathon RUSHTON		Morgan Plus 4	16:27.313	8	D.N.F.	56.94	1:37.306
90	C	Adam ORMANDY		Lotus Elan	10:11.776	7	D.N.F.	80.40	1:25.608
25	C	David RANDALL		Ginetta G4	6:06.364	4	D.N.F.	76.72	1:27.314
5	Inv	John BURTON		Jaguar XK120	8:37.516	4	D.N.F.	54.31	1:33.739
42	C	Malcolm SANDERS		Lotus Elan S3	4:29.672	3	D.N.F.	78.17	1:27.699
65	E	Karen LINE		Turner Mk2	4:09.853	2	D.N.F.	56.25	1:48.028
82	C	Andrew MARLER		Lotus Elan	1:35.735	1	D.N.F.	73.40	1:35.735

FASTEST LAP

1	C	Andy SHEPHERD		Lotus Seven S2	1:23.876	16	83.78mph	134.83kph
11	A	Jason KENNEDY		TVR Griffith 200	1:24.908	16	82.76mph	133.19kph
52	B	Justin MURPHY		Milano GT Mk1	1:25.817	16	81.88mph	131.78kph
32	E	Josh SADLER		Ginetta G4	1:28.752	9	79.17mph	127.42kph
39	Inv	Jonathan HARTOP		Alfa 2000GTV	1:32.879	15	75.66mph	121.76kph
45	D	Matthew NEWMAN		Alfa Romeo GTV	1:33.551	15	75.11mph	120.88kph
19	F	Chris GAWNE		Lancia Aurelia B20	1:45.990	9	66.30mph	106.70kph

Weather / Track : Sunny / Dry
 These results are provisional until the conclusion of any judicial and technical matters.

Snetterton
 Circuit Length = 1.9520 miles.
 Start: 13:21 End: 13:51

Clerk of Course	Timekeeper:
-----------------	-------------

HSCC "The School Garage" Historic Road Sports Championship

LAP CHART - RACE 11

Lap 1			Lap 2			Lap 3			Lap 4			Lap 5		
No	Behind	Laptime	No	Behind	Laptime	No	Behind	Laptime	No	Behind	Laptime	No	Behind	Laptime
11		1:32.193	11		1:27.023	11		1:25.921	11		1:26.364	11		1:26.265
52	0.763	1:32.956	52	0.661	1:26.921	90	1.831	1:26.216	90	1.075	1:25.608	90	1.066	1:26.256
42	1.771	1:33.964	90	1.536	1:26.504	52	3.599	1:28.859	1	3.657	1:26.099	1	3.054	1:25.662
90	2.055	1:34.248	1	2.254	1:26.506	1	3.922	1:27.589	52	3.840	1:26.605	52	4.296	1:26.721
1	2.771	1:34.964	42	2.757	1:28.009	42	4.535	1:27.699	22	13.254	1:29.780	19	1 LAP	1:48.219
25	3.427	1:35.620	25	3.718	1:27.314	25	5.138	1:27.341	25	14.863	1:36.089	22	15.701	1:28.712
82	3.542	1:35.735	22	7.053	1:28.265	22	9.838	1:28.706	38	19.825	1:30.904	17	24.105	1:29.542
38	4.524	1:36.717	38	9.186	1:31.685	38	15.285	1:32.020	17	20.828	1:30.124	38	24.975	1:31.415
22	5.811	1:38.004	17	12.762	1:31.584	17	17.068	1:30.227	12	22.086	1:29.771	12	26.063	1:30.242
32	8.035	1:40.228	12	13.620	1:31.166	32	17.829	1:29.609	32	22.493	1:31.028	32	26.413	1:30.185
17	8.201	1:40.394	32	14.141	1:33.129	12	18.679	1:30.980	7	28.271	1:32.062	7	34.815	1:32.809
12	9.477	1:41.670	7	15.941	1:32.504	7	22.573	1:32.553	71	31.638	1:31.068	71	36.823	1:31.450
7	10.460	1:42.653	86	18.937	1:33.013	86	26.740	1:33.724	86	33.558	1:33.182	86	41.533	1:34.240
66	12.863	1:45.056	71	19.088	1:32.012	71	26.934	1:33.767	44	34.373	1:32.511	31	42.126	1:33.283
86	12.947	1:45.140	44	20.131	1:33.804	44	28.226	1:34.016	31	35.108	1:32.735	44	42.766	1:34.658
44	13.350	1:45.543	31	21.563	1:33.579	31	28.737	1:33.095	68	42.633	1:34.725	68	51.323	1:34.955
71	14.099	1:46.292	66	23.075	1:37.235	5	32.934	1:33.739	66	44.689	1:37.072	66	53.230	1:34.806
31	15.007	1:47.200	68	23.207	1:34.517	66	33.981	1:36.827	39	45.604	1:36.633	39	54.376	1:35.037
68	15.713	1:47.906	5	25.116	1:35.210	68	34.272	1:36.986	45	47.007	1:36.179	45	55.446	1:34.704
39	16.700	1:48.893	39	26.456	1:36.779	39	35.335	1:34.800	78	54.479	1:39.548	78	1:07.235	1:39.021
5	16.929	1:49.122	45	27.340	1:35.703	45	37.192	1:35.773	48	1:18.796	1:44.391	5	1 LAP	3:39.445P
45	18.660	1:50.853	78	29.910	1:37.386	78	41.295	1:37.306	35	1:18.932	1:44.946			
78	19.547	1:51.740	35	40.751	1:44.202	35	1:00.350	1:45.520						
35	23.572	1:55.765	48	41.110	1:44.074	48	1:00.769	1:45.580						
48	24.059	1:56.252	19	48.238	1:47.316	19	1:09.149	1:46.832						
19	27.945	2:00.138	65	1:10.637	1:48.028									
65	49.632	2:21.825												

HSCC "The School Garage" Historic Road Sports Championship

LAP CHART - RACE 11

(contd.)

Lap 6			Lap 7			Lap 8			Lap 9			Lap 10		
No	Behind	Laptime	No	Behind	Laptime	No	Behind	Laptime	No	Behind	Laptime	No	Behind	Laptime
11		1:25.840	11		1:27.087	11		1:25.241	11		1:25.756	11		1:26.654
90	1.609	1:26.383	90	1.083	1:26.561	1	2.960	1:26.482	1	2.015	1:24.811	68	1 LAP	1:37.761
1	3.321	1:26.107	1	1.719	1:25.485	52	6.075	1:26.152	52	7.806	1:27.487	1	1.716	1:26.355
52	5.791	1:27.335	52	5.164	1:26.460	78	1 LAP	1:38.420	22	28.787	1:29.527	66	1 LAP	1:37.262
35	1 LAP	1:45.421	22	20.991	1:28.396	22	25.016	1:29.266	12	47.410	1:31.211	39	1 LAP	1:37.533
48	1 LAP	1:45.701	48	1 LAP	1:44.917	12	41.955	1:33.501	32	48.476	1:28.752	45	1 LAP	1:36.624
22	19.682	1:29.821	35	1 LAP	1:45.136	38	44.154	1:33.142	38	50.910	1:32.512	19	2 LAPS	1:50.608
19	1 LAP	1:47.015	17	32.096	1:30.708	32	45.480	1:36.515	71	59.911	1:31.342	52	8.222	1:27.070
17	28.475	1:30.210	12	33.695	1:30.616	48	1 LAP	1:45.176	7	1:00.089	1:32.030	22	31.110	1:28.977
12	30.166	1:29.943	32	34.206	1:29.924	35	1 LAP	1:46.713	48	1 LAP	1:42.167	12	50.764	1:30.008
32	31.369	1:30.796	38	36.253	1:31.833	7	53.815	1:33.002	35	1 LAP	1:42.371	32	51.387	1:29.565
38	31.507	1:32.372	7	46.054	1:32.184	71	54.325	1:33.006	31	1:09.429	1:31.668	7	1:05.859	1:32.424
7	40.957	1:31.982	19	1 LAP	1:47.598	31	1:03.517	1:32.775	44	1:10.458	1:32.149	71	1:06.466	1:33.209
71	41.631	1:30.648	71	46.560	1:32.016	44	1:04.065	1:33.548	86	1:12.283	1:33.056	31	1:15.270	1:32.495
31	48.630	1:32.344	44	55.758	1:32.821	86	1:04.983	1:32.708				44	1:16.460	1:32.656
44	50.024	1:33.098	31	55.983	1:34.440	17	1:07.796	2:00.941P				48	1 LAP	1:41.319
86	50.933	1:35.240	86	57.516	1:33.670	19	1 LAP	1:47.531				86	1:23.514	1:37.885
68	1:00.350	1:34.867	68	1:07.752	1:34.489	68	1:16.031	1:33.520						
66	1:01.811	1:34.421	66	1:08.962	1:34.238	66	1:17.359	1:33.638						
39	1:02.607	1:34.071	39	1:10.428	1:34.908	39	1:19.913	1:34.726						
45	1:03.898	1:34.292	45	1:11.019	1:34.208	45	1:21.683	1:35.905						
78	1:20.244	1:38.849												

HSCC "The School Garage" Historic Road Sports Championship

LAP CHART - RACE 11

(contd.)

Lap 11			Lap 12			Lap 13			Lap 14			Lap 15		
No	Behind	Laptime	No	Behind	Laptime	No	Behind	Laptime	No	Behind	Laptime	No	Behind	Laptime
11		1:25.014	11		1:25.518	11		1:25.311	11		1:24.964	11		1:25.198
35	2 LAPS	1:43.715	1	1.146	1:25.168	1	0.994	1:25.159	1	2.457	1:26.427	1	1.698	1:24.439
1	1.496	1:24.794	52	11.383	1:27.665	31	1 LAP	1:32.892	31	1 LAP	1:31.511	71	1 LAP	1:32.225
52	9.236	1:26.028	86	1 LAP	1:39.469	44	1 LAP	1:32.907	44	1 LAP	1:32.044	19	3 LAPS	1:48.475
66	1 LAP	1:32.882	48	2 LAPS	1:43.816	52	12.332	1:26.260	52	15.062	1:27.694	52	16.332	1:26.468
39	1 LAP	1:34.163	35	2 LAPS	1:42.816	68	2 LAPS	1:42.142	68	2 LAPS	1:35.472	31	1 LAP	1:32.476
45	1 LAP	1:34.609	66	1 LAP	1:33.816	86	1 LAP	1:35.841	86	1 LAP	1:35.766	44	1 LAP	1:32.239
19	2 LAPS	1:45.990	39	1 LAP	1:33.361	66	1 LAP	1:33.935	66	1 LAP	1:33.590	68	2 LAPS	1:34.891
78	3 LAPS	4:45.043P	45	1 LAP	1:34.105	48	2 LAPS	1:40.691	39	1 LAP	1:35.125	66	1 LAP	1:33.717
22	34.819	1:28.723	22	37.786	1:28.485	39	1 LAP	1:34.398	45	1 LAP	1:34.058	86	1 LAP	1:37.313
12	56.467	1:30.717	19	2 LAPS	1:46.133	45	1 LAP	1:34.710	22	44.446	1:28.524	22	47.408	1:28.160
32	57.440	1:31.067	12	1:01.669	1:30.720	35	2 LAPS	1:43.665	48	2 LAPS	1:43.997	39	1 LAP	1:34.151
71	1:11.915	1:30.463	32	1:02.183	1:30.261	22	40.886	1:28.411	35	2 LAPS	1:42.015	45	1 LAP	1:34.146
31	1:22.062	1:31.806	71	1:18.131	1:31.734	12	1:07.042	1:30.684	32	1:13.367	1:30.279	48	2 LAPS	1:43.216
68	1 LAP	2:46.519P				32	1:08.052	1:31.180				35	2 LAPS	1:41.931
44	1:23.028	1:31.582				19	2 LAPS	1:47.405				32	1:17.801	1:29.632
						38	3 LAPS	6:06.873P						
						71	1:23.628	1:30.808						

HSCC "The School Garage" Historic Road Sports Championship

LAP CHART - RACE 11

(contd.)

Lap 16			Lap 17			Lap 18			Lap 19			Lap 20		
No	Behind	Laptime	No	Behind	Laptime	No	Behind	Laptime	No	Behind	Laptime	No	Behind	Laptime
11		1:24.908	11		1:24.945	11		1:25.647	11		1:26.112	11		1:25.858
1	0.666	1:23.876	48	3 LAPS	1:44.297	32	1 LAP	1:30.226	1	5.962	1:29.082	45	2 LAPS	1:35.874
71	1 LAP	1:36.198	1	2.668	1:26.947	1	2.992	1:25.971	32	1 LAP	1:29.991	1	6.889	1:26.785
52	17.241	1:25.817	35	3 LAPS	1:42.664	48	3 LAPS	1:42.045	52	23.567	1:29.281	19	4 LAPS	1:45.997
31	1 LAP	1:32.219	52	18.476	1:26.180	35	3 LAPS	1:40.839	35	3 LAPS	1:41.967	32	1 LAP	1:29.254
44	1 LAP	1:31.601	71	1 LAP	1:35.939	52	20.398	1:27.569	48	3 LAPS	1:42.737	52	25.268	1:27.559
19	3 LAPS	1:47.550	31	1 LAP	1:31.403	31	1 LAP	1:32.667	31	1 LAP	1:32.457	35	3 LAPS	1:42.192
68	2 LAPS	1:35.998	44	1 LAP	1:31.288	44	1 LAP	1:33.862	44	1 LAP	1:31.406	48	3 LAPS	1:41.679
22	51.828	1:29.328	19	3 LAPS	1:46.935	22	1:02.269	1:31.493	22	1:05.371	1:29.214	44	1 LAP	1:31.166
66	1 LAP	1:34.215	68	2 LAPS	1:34.905	68	2 LAPS	1:37.975	66	1 LAP	1:33.598	31	1 LAP	1:32.562
86	1 LAP	1:36.871	22	56.423	1:29.540	66	1 LAP	1:34.092	68	2 LAPS	1:37.504	22	1:08.690	1:29.177
39	1 LAP	1:32.879	66	1 LAP	1:33.233	39	1 LAP	1:32.969	86	1 LAP	1:31.753	66	1 LAP	1:33.534
45	1 LAP	1:33.551	39	1 LAP	1:34.315	86	1 LAP	1:32.666	39	1 LAP	1:35.230			
32	1:22.640	1:29.747	86	1 LAP	1:35.121	19	3 LAPS	1:47.277						
			45	1 LAP	1:34.800	45	1 LAP	1:35.470						

Weather / Track : Sunny / Dry

HSCC "The School Garage" Historic Road Sports Championship

LAP CHART - RACE 11

(contd.)

Lap 21			Lap 22			Lap 23			Lap 24			Lap 25		
No	Behind	Laptime	No	Behind	Laptime	No	Behind	Laptime	No	Behind	Laptime	No	Behind	Laptime
11		1:26.121												
86	2 LAPS	1:34.769												
1	6.189	1:25.421												
68	3 LAPS	1:40.928												
45	2 LAPS	1:34.768												
32	1 LAP	1:30.083												
39	2 LAPS	1:53.503												
52	26.732	1:27.585												
19	4 LAPS	1:46.635												
31	1 LAP	1:32.722												
44	1 LAP	1:34.093												
35	3 LAPS	1:42.692												
48	3 LAPS	1:42.722												
22	1:13.318	1:30.749												
66	1 LAP	1:34.641												

HSCC Classic Racing Car Championship

RACE CLASSIFICATION - RACE 12

POS	NO	CL	DRIVER	NAT	CAR	TIME	LAPS	GAP	MPH	BEST
1	1	E2	Matthew WATTS		Brabham BT16	20:13.534	16		92.65	1:14.650
2	59	E2	Ian JONES		Lotus 59	20:41.343	16	27.809	90.57	1:16.226
3	52	E4	Simon DIFFEY		Surtees TS8	20:49.176	16	35.642	90.00	1:16.218
4	22	E4	Ian GRAY		Brabham BT30	20:49.904	16	36.370	89.95	1:16.096
5	30	E2	Richard KENDLE		Brabham BT21B	21:09.983	16	56.449	88.53	1:18.214
6	44	E4	Michael SCOTT		March 702	21:31.619	16	1:18.085	87.05	1:18.411
7	96	D	Keith MESSER		Vesey F3	21:09.195	15	1 LAP	83.05	1:22.451
8	66	F	Gregory THORNTON		Titan Mk4	21:13.947	15	1 LAP	82.74	1:23.277
9	56	C	Cliff GIDDENS		Brabham BT16	20:17.297	14	2 LAPS	80.81	1:25.027
10	8	C	Rodger NEWMAN		Brabham BT14	20:31.361	14	2 LAPS	79.89	1:25.483
11	73	E2	John RAND		Palliser WDB2	20:31.539	14	2 LAPS	79.88	1:25.687
12	46	F	Mike BROMLEY		Merlyn Mk11A	21:05.738	14	2 LAPS	77.72	1:27.654
13	99	F	Jack UTLEY		Merlyn Mk20	21:08.856	14	2 LAPS	77.53	1:28.405
14	48	D	Trevor MESSETT		Brabham BT21	21:15.927	14	2 LAPS	77.10	1:29.241
15	62	E2	Alasdair PIKE		Brabham BT21	21:22.381	14	2 LAPS	76.71	1:27.056
16	81	D	Stephen WILKINSON		Brabham BT21	21:36.960	14	2 LAPS	75.85	1:28.336
17	54	F	Jackie WALES		Merlyn Mk20A	21:33.941	13	3 LAPS	70.60	1:34.377
18	60	C	David CROWTHER		Brabham BT18	20:17.977	12	4 LAPS	69.23	1:38.825
19	95	B	Rudolf ERNST		Lotus 22	20:48.717	12	4 LAPS	67.53	1:34.614

NOT CLASSIFIED

57	F	David WILD		Lola T200	8:30.332	6	D.N.F.	82.61	1:22.494
27	D	Peter WILLIAMS		Brabham BT15	10:35.543	6	D.N.F.	66.34	1:36.065
76	I	Vernon WILLIAMSON		Ecosse Imp		0	D.N.F.	N/A	
21	E2	Neil BOWMAN		Macon MR6		0	D.N.F.	N/A	

FASTEST LAP

1	E2	Matthew WATTS		Brabham BT16	1:14.650	2	94.13mph	151.49kph
22	E4	Ian GRAY		Brabham BT30	1:16.096	16	92.34mph	148.61kph
96	D	Keith MESSER		Vesey F3	1:22.451	11	85.22mph	137.16kph
57	F	David WILD		Lola T200	1:22.494	2	85.18mph	137.09kph
56	C	Cliff GIDDENS		Brabham BT16	1:25.027	4	82.64mph	133.00kph
95	B	Rudolf ERNST		Lotus 22	1:34.614	12	74.27mph	119.52kph

Weather / Track : Sunny / Dry
 These results are provisional until the conclusion of any judicial and technical matters.

Snetterton
 Circuit Length = 1.9520 miles.
 Start: 14:04 End: 14:24

Clerk of Course	Timekeeper:
-----------------	-------------

HSCC Classic Racing Car Championship

LAP CHART - RACE 12

Lap 1			Lap 2			Lap 3			Lap 4			Lap 5		
No	Behind	Laptime	No	Behind	Laptime	No	Behind	Laptime	No	Behind	Laptime	No	Behind	Laptime
1		1:20.549	1		1:14.650	1		1:14.795	1		1:16.253	1		1:15.055
59	1.429	1:21.978	59	4.745	1:17.966	59	7.063	1:17.113	54	1 LAP	1:39.276	62	1 LAP	1:29.589
22	3.490	1:24.039	22	6.052	1:17.212	22	8.473	1:17.216	60	1 LAP	1:40.758	59	10.906	1:18.256
30	5.057	1:25.606	44	9.368	1:18.411	52	12.480	1:17.295	59	7.705	1:16.895	22	12.944	1:18.007
44	5.607	1:26.156	30	9.830	1:19.423	44	13.004	1:18.431	22	9.992	1:17.772	52	16.340	1:17.967
52	6.524	1:27.073	52	9.980	1:18.106	30	13.845	1:18.810	52	13.428	1:17.201	27	1 LAP	1:38.048
57	9.413	1:29.962	57	17.257	1:22.494	57	25.051	1:22.589	44	15.725	1:18.974	44	20.494	1:19.824
66	12.313	1:32.862	66	22.337	1:24.674	66	31.713	1:24.171	30	16.266	1:18.674	30	20.570	1:19.359
56	14.484	1:35.033	96	25.328	1:24.264	96	34.610	1:24.077	95	1 LAP	1:49.277	54	1 LAP	1:43.350
96	15.714	1:36.263	56	26.535	1:26.701	56	39.424	1:27.684	57	31.889	1:23.091	60	1 LAP	1:40.533
8	16.146	1:36.695	8	29.616	1:28.120	8	43.938	1:29.117	66	39.600	1:24.140	57	44.304	1:27.470
46	18.095	1:38.644	46	31.099	1:27.654	46	44.871	1:28.567	96	41.424	1:23.067	66	48.451	1:23.906
73	18.785	1:39.334	73	33.453	1:29.318	73	48.030	1:29.372	56	48.198	1:25.027	96	49.823	1:23.454
99	19.427	1:39.976	99	34.972	1:30.195	99	50.405	1:30.228	8	55.055	1:27.370	95	1 LAP	1:42.108
48	20.296	1:40.845	48	36.309	1:30.663	48	52.569	1:31.055	46	57.231	1:28.613	56	58.464	1:25.321
81	22.062	1:42.611	81	37.331	1:29.919	81	52.593	1:30.057	73	59.289	1:27.512	8	1:08.218	1:28.218
27	26.774	1:47.323	27	48.661	1:36.537	62	1:06.356	1:31.248	99	1:03.301	1:29.149	46	1:11.286	1:29.110
54	28.136	1:48.685	62	49.903	1:33.545	27	1:09.931	1:36.065	81	1:04.676	1:28.336	73	1:11.990	1:27.756
62	31.008	1:51.557	54	52.125	1:38.639				48	1:05.804	1:29.488			
60	31.158	1:51.707	60	55.648	1:39.140									
95	39.587	2:00.136	95	1:07.361	1:42.424									

HSCC Classic Racing Car Championship

LAP CHART - RACE 12

(contd.)

Lap 6			Lap 7			Lap 8			Lap 9			Lap 10		
No	Behind	Laptime	No	Behind	Laptime	No	Behind	Laptime	No	Behind	Laptime	No	Behind	Laptime
1		1:16.142	1		1:17.159	1		1:15.962	1		1:14.812	1		1:15.379
99	1 LAP	1:30.487	8	1 LAP	1:28.402	54	2 LAPS	1:41.115	56	1 LAP	1:25.750	96	1 LAP	1:23.707
81	1 LAP	1:29.376	73	1 LAP	1:27.786	56	1 LAP	1:27.465	59	15.838	1:16.629	66	1 LAP	1:24.265
48	1 LAP	1:29.318	95	2 LAPS	1:47.778	60	2 LAPS	1:41.257	22	18.593	1:17.167	59	17.358	1:16.899
59	11.507	1:16.743	46	1 LAP	1:29.319	59	14.021	1:17.775	52	23.792	1:18.314	22	21.221	1:18.007
22	13.570	1:16.768	59	12.208	1:17.860	22	16.238	1:17.863	54	2 LAPS	1:39.047	56	1 LAP	1:26.091
52	16.992	1:16.794	22	14.337	1:17.926	8	1 LAP	1:29.295	8	1 LAP	1:26.620	52	25.427	1:17.014
62	1 LAP	1:30.878	81	1 LAP	1:29.385	73	1 LAP	1:27.832	73	1 LAP	1:25.798	30	35.450	1:19.168
30	22.915	1:18.487	52	16.761	1:16.928	52	20.290	1:19.491	60	2 LAPS	1:39.920	8	1 LAP	1:26.740
44	23.620	1:19.268	99	1 LAP	1:32.386	46	1 LAP	1:29.355	30	31.661	1:18.646	73	1 LAP	1:26.875
27	1 LAP	1:37.085	48	1 LAP	1:31.246	27	2 LAPS	2:20.485P	44	35.060	1:18.720	44	43.421	1:23.740
57	52.888	1:24.726	30	24.419	1:18.663	30	27.827	1:19.370	46	1 LAP	1:30.344	54	2 LAPS	1:39.667
54	1 LAP	1:40.851	44	25.406	1:18.945	81	1 LAP	1:31.080	99	1 LAP	1:31.304	46	1 LAP	1:29.629
66	55.884	1:23.575	62	1 LAP	1:30.348	44	31.152	1:21.708	48	1 LAP	1:31.843	60	2 LAPS	1:40.220
96	56.639	1:22.958	66	1:03.977	1:25.252	99	1 LAP	1:30.444	81	1 LAP	1:38.998	99	1 LAP	1:29.721
60	1 LAP	1:42.050	96	1:05.032	1:25.552	48	1 LAP	1:31.714	62	1 LAP	1:28.711	48	1 LAP	1:29.241
56	1:09.112	1:26.790				95	2 LAPS	1:46.063	95	2 LAPS	1:44.269	81	1 LAP	1:29.572
						62	1 LAP	1:28.841				62	1 LAP	1:27.056
						66	1:11.531	1:23.516						
						96	1:11.944	1:22.874						

HSCC Classic Racing Car Championship

LAP CHART - RACE 12

(contd.)

Lap 11			Lap 12			Lap 13			Lap 14			Lap 15		
No	Behind	Laptime	No	Behind	Laptime	No	Behind	Laptime	No	Behind	Laptime	No	Behind	Laptime
1		1:14.808	1		1:16.307	1		1:16.199	1		1:15.334	1		1:15.339
96	1 LAP	1:23.224	99	2 LAPS	1:28.405	46	2 LAPS	1:30.949	46	2 LAPS	1:31.020	8	2 LAPS	1:25.935
66	1 LAP	1:23.903	48	2 LAPS	1:31.225	99	2 LAPS	1:29.113	59	25.111	1:18.482	73	2 LAPS	1:25.687
95	3 LAPS	1:40.417	60	3 LAPS	1:41.365	48	2 LAPS	1:29.845	99	2 LAPS	1:29.083	95	4 LAPS	1:41.854
59	19.096	1:16.546	81	2 LAPS	1:28.563	54	3 LAPS	1:38.385	22	30.891	1:17.545	59	25.998	1:16.226
22	24.759	1:18.346	62	2 LAPS	1:28.315	59	21.963	1:17.676	52	30.953	1:17.859	52	34.039	1:18.425
52	27.309	1:16.690	96	1 LAP	1:22.451	62	2 LAPS	1:30.960	48	2 LAPS	1:30.241	22	35.065	1:19.513
56	1 LAP	1:26.828	59	20.486	1:17.697	96	1 LAP	1:24.010	96	1 LAP	1:26.688	46	2 LAPS	1:31.408
30	39.720	1:19.078	66	1 LAP	1:23.277	52	28.428	1:17.407	54	3 LAPS	1:36.661	99	2 LAPS	1:29.229
44	51.416	1:22.803	22	27.080	1:18.628	22	28.680	1:17.799	62	2 LAPS	1:32.912	96	1 LAP	1:23.458
8	1 LAP	1:27.268	52	27.220	1:16.218	60	3 LAPS	1:41.162	66	1 LAP	1:25.054	48	2 LAPS	1:29.406
73	1 LAP	1:26.485	30	41.823	1:18.410	66	1 LAP	1:26.610	30	49.353	1:19.684	66	1 LAP	1:25.084
46	1 LAP	1:30.330	95	3 LAPS	1:42.457	81	2 LAPS	1:46.743	81	2 LAPS	1:31.539	30	53.026	1:19.012
54	2 LAPS	1:37.988	56	1 LAP	1:25.181	30	45.003	1:19.379	60	3 LAPS	1:41.040	62	2 LAPS	1:30.947
			44	55.150	1:20.041	56	1 LAP	1:25.487	44	1:05.538	1:20.982	54	3 LAPS	1:35.900
			8	1 LAP	1:25.483	44	59.890	1:20.939	56	1 LAP	1:26.831	81	2 LAPS	1:30.681
			73	1 LAP	1:25.990	95	3 LAPS	1:37.320				44	1:12.685	1:22.486
						8	1 LAP	1:25.935						
						73	1 LAP	1:25.996						

HSCC Classic Racing Car Championship


LAP CHART - RACE 12

(contd.)

Lap 16			Lap 17			Lap 18			Lap 19			Lap 20		
No	Behind	Laptime	No	Behind	Laptime	No	Behind	Laptime	No	Behind	Laptime	No	Behind	Laptime
1		1:14.791												
56	2 LAPS	1:27.108												
60	4 LAPS	1:38.825												
8	2 LAPS	1:26.163												
73	2 LAPS	1:25.798												
59	27.809	1:16.602												
95	4 LAPS	1:34.614												
52	35.642	1:16.394												
22	36.370	1:16.096												
46	2 LAPS	1:30.796												
99	2 LAPS	1:29.136												
96	1 LAP	1:23.148												
30	56.449	1:18.214												
66	1 LAP	1:23.658												
48	2 LAPS	1:29.797												
62	2 LAPS	1:27.474												
44	1:18.085	1:20.191												
54	3 LAPS	1:34.377												
81	2 LAPS	1:30.100												

HSCC Classic Racing Car Championship

GRID - RACE 16

ROW 11	21	BOWMAN	60	DENTY
ROW 10	57	WILD	27	WILLIAMS
ROW 9	54	WALES	95	ERNST
ROW 8	62	PIKE	81	WILKINSON
ROW 7	99	UTLEY	48	MESSETT
ROW 6	73	RAND	46	BROMLEY
ROW 5	56	GIDDENS	8	NEWMAN
ROW 4	96	MESSER	66	THORNTON
ROW 3	30	KENDLE	44	SCOTT
ROW 2	52	DIFFEY	22	GRAY
ROW 1	1	WATTS	59	JONES
POLE				
				

Weather / Track : Sunny / Dry
These results are provisional until the conclusion of any judicial and technical matters.

Snetterton
 Circuit Length = 1.9520 miles.
 Start: 14:04 End: 14:24

Clerk of Course		Timekeeper:
-----------------	--	-------------

HSCC "Duo" Derek Bell Trophy supported by Motor Sport

RACE CLASSIFICATION - RACE 13

POS	NO	CL	DRIVER	NAT	CAR	TIME	LAPS	GAP	MPH	BEST
1	1	A	Frank LYONS		Lola T330	25:49.965	22		99.74	1:07.398
2	52	A	Simon DIFFEY		Chevron B28	26:44.659	22	54.694	96.34	1:10.044
3	54	B	Mark DWYER		March 742	25:56.942	21	1 LAP	94.78	1:10.425
4	5	A	Steve WARD		Lola T330	26:02.483	21	1 LAP	94.44	1:11.927
5	92	B	Mark GRIFFITHS		Surtees TS15	26:02.858	21	1 LAP	94.42	1:12.671
6	82	C	Ian RIMMER		March 76B	26:53.399	20	2 LAPS	87.11	1:18.717
7	51	C	Stuart OLLEY		Delta T79	26:01.831	19	3 LAPS	85.48	1:20.676
NOT CLASSIFIED										
70	A	James DENTY		Lotus 70	23:14.386	20	D.N.F.	100.79	1:08.607	
48	C	Stuart TILLEY		Modus M1	17:17.878	14	D.N.F.	94.79	1:12.839	
74	A	Judy LYONS		Gurney Eagle	12:26.461	8	D.N.F.	75.31	1:28.365	
FASTEST LAP										
1	A	Frank LYONS		Lola T330	1:07.398	7	104.26mph	167.79kph		
54	B	Mark DWYER		March 742	1:10.425	2	99.78mph	160.58kph		
48	C	Stuart TILLEY		Modus M1	1:12.839	9	96.47mph	155.26kph		

Weather / Track : Sunny / Dry
 These results are provisional until the conclusion of any judicial and technical matters.

Snetterton
 Circuit Length = 1.9520 miles.
 Start: 14:39 End: 15:05

Clerk of Course	Timekeeper:
-----------------	-------------

HSCC "Duo" Derek Bell Trophy supported by Motor Sport

LAP CHART - RACE 13

Lap 1			Lap 2			Lap 3			Lap 4			Lap 5		
No	Behind	Laptime	No	Behind	Laptime	No	Behind	Laptime	No	Behind	Laptime	No	Behind	Laptime
70		1:12.021	70		1:09.450	70		1:09.549	70		1:08.669	70		1:08.779
54	1.585	1:13.606	54	2.560	1:10.425	1	1.846	1:08.572	1	1.509	1:08.332	1	2.486	1:09.756
1	4.615	1:16.636	1	2.823	1:07.658	54	5.331	1:12.320	54	8.174	1:11.512	54	12.511	1:13.116
48	5.129	1:17.150	48	9.650	1:13.971	52	13.251	1:12.566	52	19.432	1:14.850	74	1 LAP	1:33.107
92	5.197	1:17.218	5	10.068	1:13.440	5	14.583	1:14.064	5	20.059	1:14.145	52	23.989	1:13.336
5	6.078	1:18.099	52	10.234	1:13.398	48	16.063	1:15.962	48	21.159	1:13.765	5	25.106	1:13.826
52	6.286	1:18.307	92	12.419	1:16.672	92	16.080	1:13.210	92	22.751	1:15.340	48	27.316	1:14.936
82	14.008	1:26.029	82	23.313	1:18.755	82	33.285	1:19.521	82	44.222	1:19.606	92	28.429	1:14.457
51	17.214	1:29.235	51	30.585	1:22.821	51	44.212	1:23.176	51	58.344	1:22.801	82	55.623	1:20.180
74	23.032	1:35.053	74	41.947	1:28.365	74	1:02.571	1:30.173						

HSCC "Duo" Derek Bell Trophy supported by Motor Sport

LAP CHART - RACE 13

(contd.)

Lap 6			Lap 7			Lap 8			Lap 9			Lap 10		
No	Behind	Laptime	No	Behind	Laptime	No	Behind	Laptime	No	Behind	Laptime	No	Behind	Laptime
70		1:08.756	70		1:08.715	70		1:08.769	70		1:08.607	70		1:10.053
1	1.870	1:08.140	1	0.553	1:07.398	1	0.405	1:08.621	1	0.753	1:08.955	1	31.025	1:40.325
51	1 LAP	1:23.955	51	1 LAP	1:22.464	82	1 LAP	1:20.822	82	1 LAP	1:21.219	82	1 LAP	1:21.729
54	16.077	1:12.322	54	20.091	1:12.729	54	25.393	1:14.071	74	2 LAPS	1:33.585	54	35.471	1:15.528
52	27.224	1:11.991	52	30.864	1:12.355	51	1 LAP	1:20.676	54	29.996	1:13.210	52	44.275	1:11.266
5	28.884	1:12.534	5	34.884	1:14.715	52	39.398	1:17.303	52	43.062	1:12.271	5	46.729	1:13.670
48	31.538	1:12.978	48	36.088	1:13.265	5	39.506	1:13.391	5	43.112	1:12.213	48	48.130	1:13.533
92	33.443	1:13.770	92	38.660	1:13.932	48	40.418	1:13.099	51	1 LAP	1:21.506	92	51.756	1:14.873
74	1 LAP	1:34.767	74	1 LAP	1:30.974	92	42.872	1:12.981	48	44.650	1:12.839	74	2 LAPS	1:40.437
82	1:06.325	1:19.458							92	46.936	1:12.671	51	1 LAP	1:22.250

HSCC "Duo" Derek Bell Trophy supported by Motor Sport

LAP CHART - RACE 13

(contd.)

Lap 11			Lap 12			Lap 13			Lap 14			Lap 15		
No	Behind	Laptime	No	Behind	Laptime	No	Behind	Laptime	No	Behind	Laptime	No	Behind	Laptime
70		1:10.536	70		1:10.993	70		1:09.694	70		1:09.535	70		1:09.662
1	29.518	1:09.029	1	26.673	1:08.148	51	2 LAPS	1:20.698	51	2 LAPS	1:20.980	82	2 LAPS	1:18.717
54	40.704	1:15.769	54	43.211	1:13.500	1	25.394	1:08.415	1	23.951	1:08.092	1	22.685	1:08.396
82	1 LAP	1:19.861	52	45.266	1:11.392	54	45.897	1:12.380	52	47.177	1:10.044	51	2 LAPS	1:21.107
52	44.867	1:11.128	5	51.631	1:14.504	52	46.668	1:11.096	54	49.599	1:13.237	52	48.279	1:10.764
5	48.120	1:11.927	82	1 LAP	1:22.495	5	57.058	1:15.121	5	1:00.345	1:12.822	54	54.033	1:14.096
48	51.717	1:14.123	48	55.036	1:14.312	48	59.332	1:13.990	48	1:03.752	1:13.955	5	1:04.613	1:13.930
92	54.114	1:12.894	92	57.044	1:13.923	92	1:00.872	1:13.522	92	1:04.911	1:13.574	92	1:08.113	1:12.864
51	1 LAP	1:21.700				82	1 LAP	1:20.015						

HSCC "Duo" Derek Bell Trophy supported by Motor Sport

LAP CHART - RACE 13

(contd.)

Lap 16			Lap 17			Lap 18			Lap 19			Lap 20		
No	Behind	Laptime	No	Behind	Laptime	No	Behind	Laptime	No	Behind	Laptime	No	Behind	Laptime
70		1:09.802	70		1:09.504	70		1:10.366	70		1:10.681	70		1:10.245
82	2 LAPS	1:19.389	92	1 LAP	1:13.096	92	1 LAP	1:15.023	54	1 LAP	1:16.129	51	3 LAPS	1:21.334
1	21.112	1:08.229	1	20.152	1:08.544	5	1 LAP	1:24.075	92	1 LAP	1:14.860	54	1 LAP	1:17.418
51	2 LAPS	1:21.515	82	2 LAPS	1:20.652	1	18.792	1:09.006	5	1 LAP	1:14.870	1	16.964	1:09.768
52	50.989	1:12.512	51	2 LAPS	1:21.570	82	2 LAPS	1:20.116	1	17.441	1:09.330	92	1 LAP	1:17.457
54	1:02.805	1:18.574	52	54.090	1:12.605	52	57.663	1:13.939	82	2 LAPS	1:20.583	5	1 LAP	1:15.076
5	1:08.730	1:13.919	54	1:08.746	1:15.445	51	2 LAPS	1:21.810	52	1:00.705	1:13.723	82	2 LAPS	1:20.656
												52	1:03.908	1:13.448

HSCC "Duo" Derek Bell Trophy supported by Motor Sport

LAP CHART - RACE 13

(contd.)

Lap 21			Lap 22			Lap 23			Lap 24			Lap 25		
No	Behind	Laptime	No	Behind	Laptime	No	Behind	Laptime	No	Behind	Laptime	No	Behind	Laptime
1		1:09.536	1		1:09.079									
51	3 LAPS	1:21.456	54	1 LAP	1:15.703									
54	1 LAP	1:15.852	51	3 LAPS	1:20.777									
92	1 LAP	1:15.066	5	1 LAP	1:13.595									
5	1 LAP	1:12.547	92	1 LAP	1:15.455									
52	49.809	1:12.401	52	54.694	1:13.964									
82	2 LAPS	1:22.125	82	2 LAPS	1:21.471									

HSCC "Grandstand Motor Sport Tours" Historic Formula Ford

RACE CLASSIFICATION - RACE 14

POS	NO	CL	DRIVER	NAT	CAR	TIME	LAPS	GAP	MPH	BEST
1	87		Nelson ROWE		Crossle 20F	20:14.540	15		86.78	1:18.498
2	19		David GATHERCOLE		Jamun T2	20:27.113	15	12.573	85.89	1:19.249
3	42		Nigel BANCROFT		Crossle 20F	20:35.857	15	21.317	85.29	1:18.893
4	12		David FLORY		Lola T200	20:37.220	15	22.680	85.19	1:20.158
5	57		David WILD		Lola T200	20:37.447	15	22.907	85.18	1:19.802
6	26		Laurie BENNETT		Elfin 600B	20:48.265	15	33.725	84.44	1:19.983
7	86		George FOWLER		Macon MR8	20:54.549	15	40.009	84.02	1:20.529
8	27		Dick DIXON		Lotus 61	20:59.994	15	45.454	83.65	1:21.587
9	48		Crispin SCHLAEFLI		Macon MR8	21:01.330	15	46.790	83.56	1:21.812
10	54		Alex MEEK		Merlyn Mk20A	21:10.072	15	55.532	82.99	1:22.588
11	38		C GRANT PETERKIN		Brabham BT21	21:33.941	15	1:19.401	81.46	1:22.064
12	47		Tony DEMPSTER		Lola T200	21:36.245	15	1:21.705	81.31	1:22.463
13	34		Philip NORRIS		Macon MR8	21:40.104	15	1:25.564	81.07	1:23.530
14	59		Terence TUMBER		Lola T200	20:23.132	14	1 LAP	80.43	1:24.068
15	61		John FORD		Lotus 61	20:37.392	14	1 LAP	79.50	1:24.110
16	94	N	Michael WALES		Merlyn Mk20	21:09.479	14	1 LAP	77.49	1:26.908
17	99	N	Jack UTLEY		Merlyn Mk20	21:10.163	14	1 LAP	77.45	1:26.076

NOT CLASSIFIED

66			Gregory THORNTON		Titan Mk4	19:47.156	14	D.N.F.	82.87	1:20.096
73			Richard LINE		Elden Mk8	17:31.138	12	D.N.F.	80.22	1:22.856
5			Barry HARGREAVES		Lotus 69	16:07.091	11	D.N.F.	79.93	1:25.090
32			Roy MACGREGOR		Hawke DL2B	17:08.841	11	D.N.F.	75.13	1:27.423
93	N		Andrew MANSELL		Merlyn Mk11A	4:20.174	3	D.N.F.	81.02	1:23.169
21			Neil BOWMAN		Macon MR7B		0	D.N.F.	N/A	

FASTEST LAP

87			Nelson ROWE		Crossle 20F	1:18.498	7	89.52mph	144.06kph	
93	N		Andrew MANSELL		Merlyn Mk11A	1:23.169	2	84.49mph	135.97kph	

Weather / Track : Sunny / Dry
 These results are provisional until the conclusion of any judicial and technical matters.

Snetterton
 Circuit Length = 1.9520 miles.
 Start: 16:22 End: 16:42

Clerk of Course	Timekeeper:
-----------------	-------------

HSCC "Grandstand Motor Sport Tours" Historic Formula Ford

LAP CHART - RACE 14

Lap 1			Lap 2			Lap 3			Lap 4			Lap 5		
No	Behind	Laptime	No	Behind	Laptime	No	Behind	Laptime	No	Behind	Laptime	No	Behind	Laptime
42		1:26.944	87		1:19.404	87		1:18.767	87		1:18.564	87		1:18.532
87	0.079	1:27.023	42	0.674	1:20.157	19	2.157	1:20.091	19	3.057	1:19.464	42	4.762	1:20.079
86	0.592	1:27.536	19	0.833	1:19.249	42	2.760	1:20.853	42	3.215	1:19.019	19	4.898	1:20.373
19	1.067	1:28.011	86	2.340	1:21.231	86	4.554	1:20.981	86	6.968	1:20.978	86	9.570	1:21.134
57	1.698	1:28.642	66	2.650	1:20.096	66	4.892	1:21.009	12	7.136	1:20.688	12	9.756	1:21.152
66	2.037	1:28.981	12	3.621	1:20.780	12	5.012	1:20.158	66	7.426	1:21.098	66	10.480	1:21.586
12	2.324	1:29.268	57	4.307	1:22.092	26	6.824	1:21.192	26	9.728	1:21.468	26	12.461	1:21.265
26	2.866	1:29.810	26	4.399	1:21.016	57	6.904	1:21.364	57	9.868	1:21.528	57	12.572	1:21.236
27	4.120	1:31.064	27	7.341	1:22.704	27	10.915	1:22.341	27	14.853	1:22.502	27	18.342	1:22.021
54	4.313	1:31.257	54	7.418	1:22.588	54	11.618	1:22.967	54	15.758	1:22.704	54	20.069	1:22.843
48	5.323	1:32.267	48	8.632	1:22.792	48	13.052	1:23.187	48	17.512	1:23.024	48	22.407	1:23.427
93	6.526	1:33.470	93	10.212	1:23.169	93	14.980	1:23.535	38	23.597	1:23.266	38	29.443	1:24.378
47	7.549	1:34.493	47	12.309	1:24.243	38	18.895	1:24.108	47	25.126	1:24.611	73	30.033	1:22.901
38	8.180	1:35.124	38	13.554	1:24.857	47	19.079	1:25.537	73	25.664	1:23.975	47	31.159	1:24.565
73	8.837	1:35.781	73	14.490	1:25.136	73	20.253	1:24.530	34	28.199	1:24.214	34	34.076	1:24.409
34	9.968	1:36.912	34	16.381	1:25.896	34	22.549	1:24.935	59	32.263	1:25.139	59	38.377	1:24.646
61	10.416	1:37.360	5	17.277	1:25.907	61	25.236	1:26.540	5	32.949	1:26.141	5	39.767	1:25.350
5	10.853	1:37.797	61	17.463	1:26.530	5	25.372	1:26.862	61	33.387	1:26.715	61	40.060	1:25.205
59	11.921	1:38.865	59	18.144	1:25.706	59	25.688	1:26.311	94	45.691	1:27.423	94	54.878	1:27.719
32	14.018	1:40.962	99	24.403	1:29.293	32	36.548	1:30.722	99	47.941	1:29.086	32	58.558	1:29.040
99	14.593	1:41.537	32	24.593	1:30.058	94	36.832	1:30.249	32	48.050	1:30.066	99	58.718	1:29.309
94	16.424	1:43.368	94	25.350	1:28.409	99	37.419	1:31.783						

HSCC "Grandstand Motor Sport Tours" Historic Formula Ford LAP CHART - RACE 14

(contd.)

Lap 6			Lap 7			Lap 8			Lap 9			Lap 10		
No	Behind	Laptime	No	Behind	Laptime	No	Behind	Laptime	No	Behind	Laptime	No	Behind	Laptime
87		1:18.671	87		1:18.498	87		1:18.647	87		1:19.015	87		1:19.076
19	6.909	1:20.682	19	7.849	1:19.438	99	1 LAP	1:27.531	94	1 LAP	1:29.992	19	10.885	1:20.132
42	6.908	1:20.817	42	8.009	1:19.599	42	8.958	1:19.596	32	1 LAP	1:28.127	42	10.908	1:20.112
86	11.428	1:20.529	86	13.636	1:20.706	19	9.347	1:20.145	99	1 LAP	1:28.040	94	1 LAP	1:29.343
12	11.999	1:20.914	66	13.741	1:20.218	86	16.210	1:21.221	19	9.829	1:19.497	99	1 LAP	1:27.602
66	12.021	1:20.212	12	14.891	1:21.390	66	16.710	1:21.616	42	9.872	1:19.929	32	1 LAP	1:29.298
26	14.695	1:20.905	26	17.009	1:20.812	12	16.796	1:20.552	12	18.869	1:21.088	66	21.002	1:20.702
57	15.104	1:21.203	57	17.062	1:20.456	57	18.855	1:20.440	66	19.376	1:21.681	12	21.404	1:21.611
27	21.258	1:21.587	27	25.733	1:22.973	26	19.452	1:21.090	57	19.642	1:19.802	57	21.583	1:21.017
54	24.304	1:22.906	54	29.311	1:23.505	27	29.839	1:22.753	26	20.420	1:19.983	26	22.066	1:20.722
48	26.463	1:22.727	48	30.630	1:22.665	54	34.163	1:23.499	27	33.897	1:23.073	27	37.950	1:23.129
38	34.344	1:23.572	38	38.858	1:23.012	48	34.603	1:22.620	54	38.106	1:22.958	54	42.652	1:23.622
47	36.735	1:24.247	73	41.808	1:22.905	38	43.064	1:22.853	48	38.480	1:22.892	48	42.728	1:23.324
73	37.401	1:26.039	47	42.507	1:24.270	73	46.017	1:22.856	86	41.525	1:44.330	86	43.768	1:21.319
34	39.339	1:23.934	34	44.602	1:23.761	47	47.205	1:23.345	38	46.629	1:22.580	38	49.617	1:22.064
59	44.212	1:24.506	59	49.782	1:24.068	34	49.609	1:23.654	73	50.648	1:23.646	73	54.671	1:23.099
5	46.780	1:25.684	5	53.780	1:25.498	59	55.494	1:24.359	47	51.605	1:23.415	47	54.992	1:22.463
61	47.063	1:25.674	61	54.400	1:25.835	61	1:01.265	1:25.512	34	54.124	1:23.530	34	58.605	1:23.557
94	1:04.997	1:28.790	94	1:14.963	1:28.464	5	1:02.062	1:26.929	59	1:02.466	1:25.987	59	1:08.302	1:24.912
32	1:09.326	1:29.439	32	1:18.251	1:27.423				61	1:07.141	1:24.891	61	1:12.175	1:24.110
99	1:09.969	1:29.922							5	1:17.582	1:34.535			

HSCC "Grandstand Motor Sport Tours" Historic Formula Ford LAP CHART - RACE 14

(contd.)

Lap 11			Lap 12			Lap 13			Lap 14			Lap 15		
No	Behind	Laptime	No	Behind	Laptime	No	Behind	Laptime	No	Behind	Laptime	No	Behind	Laptime
87		1:18.867	87		1:19.190	87		1:27.921	87		1:26.419	87		1:25.946
5	1 LAP	1:25.090	42	11.409	1:19.665	61	1 LAP	1:35.502	59	1 LAP	1:31.920	59	1 LAP	1:31.421
42	10.934	1:18.893	19	11.651	1:19.404	19	7.515	1:23.785	19	5.187	1:24.091	19	12.573	1:33.332
19	11.437	1:19.419	5	1 LAP	1:27.298	73	1 LAP	1:57.038P	61	1 LAP	1:33.835	42	21.317	1:23.734
12	23.172	1:20.635	12	25.669	1:21.687	66	23.456	1:25.258	12	23.249	1:26.133	12	22.680	1:25.377
66	23.209	1:21.074	66	26.119	1:22.100	12	23.535	1:25.787	42	23.529	1:24.680	61	1 LAP	1:35.133
57	25.365	1:22.649	57	27.158	1:20.983	57	23.941	1:24.704	57	23.949	1:26.427	57	22.907	1:24.904
26	26.949	1:23.750	26	28.502	1:20.743	42	25.268	1:41.780	26	33.955	1:28.122	26	33.725	1:25.716
94	1 LAP	1:28.785	94	1 LAP	1:26.908	26	32.252	1:31.671	86	41.510	1:23.312	86	40.009	1:24.445
99	1 LAP	1:29.716	99	1 LAP	1:26.076	94	1 LAP	1:35.955	27	45.901	1:26.250	27	45.454	1:25.499
32	1 LAP	1:29.015	27	48.814	1:23.870	99	1 LAP	1:36.440	48	46.990	1:26.146	48	46.790	1:25.746
27	44.134	1:25.051	48	49.006	1:22.523	86	44.617	1:23.267	94	1 LAP	1:33.775	94	1 LAP	1:30.299
48	45.673	1:21.812	86	49.271	1:22.441	27	46.070	1:25.177	99	1 LAP	1:33.242	54	55.532	1:28.831
86	46.020	1:21.119	54	51.045	1:23.102	48	47.263	1:26.178	54	52.647	1:27.681	99	1 LAP	1:30.586
54	47.133	1:23.348	38	1:08.923	1:34.934	54	51.385	1:28.261	66	58.562	2:01.525P	38	1:19.401	1:32.101
38	53.179	1:22.429	47	1:10.297	1:28.468	38	1:10.956	1:29.954	38	1:13.246	1:28.709	47	1:21.705	1:30.591
73	59.036	1:23.232	32	1 LAP	2:04.691P	47	1:13.688	1:31.312	47	1:17.060	1:29.791	34	1:25.564	1:30.500
47	1:01.019	1:24.894	34	1:13.970	1:29.740	34	1:18.300	1:32.251	34	1:21.010	1:29.129			
34	1:03.420	1:23.682	59	1:25.537	1:30.270									
59	1:14.457	1:25.022												
61	1:17.858	1:24.550												

HSCC "Grandstand Motor Sport Tours" Historic Formula Ford COMBINED RACE RESULT

POS	NO	CL	DRIVER	NAT	CAR	TIME	LAPS	GAP	MPH	BEST
1	87		Nelson ROWE		Crossle 20F	41:24.932	31		87.66	1:18.498
2	19		David GATHERCOLE		Jamun T2	41:57.974	31	33.042	86.51	1:19.249
3	42		Nigel BANCROFT		Crossle 20F	41:59.053	31	34.121	86.47	1:18.364
4	57		David WILD		Lola T200	42:08.697	31	43.765	86.14	1:19.421
5	12		David FLORY		Lola T200	42:40.412	31	1:15.480	85.08	1:20.158
6	86		George FOWLER		Macon MR8	42:40.440	31	1:15.508	85.08	1:20.378
7	26		Laurie BENNETT		Elfin 600B	43:00.596	31	1:35.664	84.41	1:19.983
8	27		Dick DIXON		Lotus 61	43:17.909	31	1:52.977	83.85	1:21.587
9	48		Crispin SCHLAEFLI		Macon MR8	43:27.624	31	2:02.692	83.54	1:21.061
10	54		Alex MEEK		Merlyn Mk20A	43:42.974	31	2:18.042	83.05	1:22.588
11	47		Tony DEMPSTER		Lola T200	44:01.904	31	2:36.972	82.45	1:22.163
12	38		C GRANT PETERKIN		Brabham BT21	42:46.419	30	1 LAP	82.14	1:22.064
13	34		Philip NORRIS		Macon MR8	42:54.273	30	1 LAP	81.89	1:23.530
14	61		John FORD		Lotus 61	42:29.336	29	2 LAPS	79.93	1:24.110
15	99	N	Jack UTLEY		Merlyn Mk20	43:15.121	29	2 LAPS	78.52	1:25.288
16	94	N	Michael WALES		Merlyn Mk20	43:35.786	29	2 LAPS	77.90	1:26.096

NOT CLASSIFIED

66			Gregory THORNTON		Titan Mk4	41:34.967	30	D.N.F.	84.49	1:19.586
73			Richard LINE		Elden Mk8	39:28.297	27	D.N.F.	80.11	1:22.856
5			Barry HARGREAVES		Lotus 69	38:30.494	26	D.N.F.	79.07	1:24.926
32			Roy MACGREGOR		Hawke DL2B	32:04.449	21	D.N.F.	76.68	1:26.431
93	N		Andrew MANSELL		Merlyn Mk11A	26:45.051	19	D.N.F.	83.18	1:22.021
59			Terence TUMBER		Lola T200	28:34.619	19	N.C.F.	77.87	1:24.014
96	N		Alan FAIRBROTHER		Merlyn Mk20	20:58.751	14	D.N.F.	78.15	1:25.248
2			Paul SLEEMAN		Jamun T2	13:43.412	10	D.N.F.	85.34	1:20.092
21			Neil BOWMAN		Macon MR7B		0	D.N.F.	N/A	

FASTEST LAP

42			Nigel BANCROFT		Crossle 20F	1:18.364	6	89.67mph	144.31kph	
93	N		Andrew MANSELL		Merlyn Mk11A	1:22.021	8	85.67mph	137.88kph	

Weather / Track : Sunny / Dry
 These results are provisional until the conclusion of any judicial and technical matters.

Snetterton
 Circuit Length = 1.9520 miles.
 Start: 16:22 End: 16:42

Clerk of Course	Timekeeper:
-----------------	-------------

BRDC Historic Sportscar Championship

RACE CLASSIFICATION - RACE 15

POS	NO	CL	DRIVER	NAT	CAR	TIME	LAPS	GAP	MPH	BEST
1	21	A	Graeme DODD		Cooper Monaco	21:00.577	15		83.61	1:21.486
2	54	B	Peter HORSMAN		Lotus 17	21:04.041	15	3.464	83.39	1:22.604
3	38	D	Jamie MCINTYRE		Rejo MkIII/IV	22:03.091	15	1:02.514	79.66	1:24.579
4	36	B	Rupert WOOD		Widi Mk2	22:03.394	15	1:02.817	79.65	1:25.042
5	6	C	Benjamin EASTICK		Jaguar D-Type	21:08.765	14	1 LAP	77.54	1:28.576
6	17	A	John PEARSON		Lister Jaguar	21:20.020	14	1 LAP	76.85	1:28.925
NOT CLASSIFIED										
9	D	Jim WOODLEY		Lotus 17	18:17.165	12	D.N.F.	76.85	1:29.162	
20	A	Anthony DITHERIDGE		Cooper Monaco	20:41.501	11	D.N.F.	62.26	1:26.862	
FASTEST LAP										
21	A	Graeme DODD		Cooper Monaco	1:21.486	5	86.23mph	138.78kph		
54	B	Peter HORSMAN		Lotus 17	1:22.604	13	85.07mph	136.90kph		
38	D	Jamie MCINTYRE		Rejo MkIII/IV	1:24.579	13	83.08mph	133.71kph		
6	C	Benjamin EASTICK		Jaguar D-Type	1:28.576	10	79.33mph	127.67kph		

Weather / Track : Sunny / Dry

These results are provisional until the conclusion of any judicial and technical matters.

Snetterton

Circuit Length = 1.9520 miles.

Start: 16:03 End: 16:23

Clerk of Course	Timekeeper:
-----------------	-------------

BRDC Historic Sportscar Championship
LAP CHART - RACE 15

Lap 1			Lap 2			Lap 3			Lap 4			Lap 5		
No	Behind	Laptime	No	Behind	Laptime	No	Behind	Laptime	No	Behind	Laptime	No	Behind	Laptime
54		1:31.481	21		1:24.575	54		1:24.012	21		1:22.592	21		1:21.486
21	0.050	1:31.531	54	0.691	1:25.316	21	0.350	1:25.053	54	1.429	1:24.371	54	4.197	1:24.254
38	1.935	1:33.416	36	7.629	1:27.664	36	10.626	1:27.700	36	14.995	1:27.311	36	21.164	1:27.655
36	4.590	1:36.071	6	12.656	1:31.204	6	17.523	1:29.570	38	22.150	1:26.555	38	26.344	1:25.680
6	6.077	1:37.558	38	16.325	1:39.015	38	18.537	1:26.915	6	23.211	1:28.630	6	31.238	1:29.513
9	8.918	1:40.399	17	16.985	1:31.959	17	24.138	1:31.856	17	32.472	1:31.276	17	41.612	1:30.626
17	9.651	1:41.132	9	18.692	1:34.399	9	25.065	1:31.076	9	33.721	1:31.598	9	43.040	1:30.805
						20	2 LAPS	5:26.392	20	2 LAPS	1:29.453	20	2 LAPS	1:27.781

BRDC Historic Sportscar Championship

LAP CHART - RACE 15

(contd.)

Lap 6			Lap 7			Lap 8			Lap 9			Lap 10		
No	Behind	Laptime	No	Behind	Laptime	No	Behind	Laptime	No	Behind	Laptime	No	Behind	Laptime
21		1:23.279	21		1:22.102	21		1:23.172	21		1:23.677	21		1:24.049
54	4.522	1:23.604	20	3 LAPS	1:28.333	20	3 LAPS	1:28.020	54	6.402	1:23.738	54	6.063	1:23.710
38	28.379	1:25.314	54	6.128	1:23.708	54	6.341	1:23.385	20	3 LAPS	1:27.554	20	3 LAPS	1:26.862
36	32.081	1:34.196	38	32.029	1:25.752	38	34.110	1:25.253	38	42.303	1:31.870	38	48.309	1:30.055
6	36.891	1:28.932	36	37.379	1:27.400	36	40.678	1:26.471	36	44.378	1:27.377	36	53.705	1:33.376
9	50.562	1:30.801	6	43.594	1:28.805	6	49.159	1:28.737	6	54.064	1:28.582	6	58.591	1:28.576
17	51.896	1:33.563	9	57.653	1:29.193	9	1:04.804	1:30.323	9	1:10.289	1:29.162	9	1:15.407	1:29.167
			17	1:00.486	1:30.692	17	1:06.239	1:28.925	17	1:12.175	1:29.613	17	1:17.484	1:29.358

BRDC Historic Sportscar Championship

LAP CHART - RACE 15

(contd.)

Lap 11			Lap 12			Lap 13			Lap 14			Lap 15		
No	Behind	Laptime	No	Behind	Laptime	No	Behind	Laptime	No	Behind	Laptime	No	Behind	Laptime
21		1:23.840	21		1:23.267	21		1:23.357	21		1:24.568	21		1:24.029
54	5.618	1:23.395	54	5.785	1:23.434	54	5.032	1:22.604	54	3.469	1:23.005	54	3.464	1:24.024
20	3 LAPS	1:32.024	20	3 LAPS	1:28.279	9	1 LAP	1:29.802	17	1 LAP	1:29.630	6	1 LAP	1:34.687
38	54.656	1:30.187	38	57.247	1:25.858	17	1 LAP	1:31.351	38	1:00.126	1:26.225	17	1 LAP	1:30.554
36	56.073	1:26.208	36	58.354	1:25.548	20	3 LAPS	1:29.721	36	1:01.248	1:25.777	38	1:02.514	1:26.417
6	1:03.865	1:29.114	6	1:12.082	1:31.484	38	58.469	1:24.579	20	3 LAPS	1:57.082P	36	1:02.817	1:25.598
9	1:22.007	1:30.440				36	1:00.039	1:25.042						
17	1:23.129	1:29.485				6	1:22.098	1:33.373						

HSCC Classic Racing Car Championship

RACE CLASSIFICATION - RACE 16

POS	NO	CL	DRIVER	NAT	CAR	TIME	LAPS	GAP	MPH	BEST
1	1	E2	Matthew WATTS		Brabham BT16	20:22.674	16		91.95	1:13.669
2	52	E4	Simon DIFFEY		Surtees TS8	20:28.973	16	6.299	91.48	1:13.587
3	59	E2	Ian JONES		Lotus 59	20:30.377	16	7.703	91.38	1:14.959
4	44	E4	Michael SCOTT		March 702	21:04.558	16	41.884	88.91	1:17.641
5	22	E4	Ian GRAY		Brabham BT30	21:20.460	16	57.786	87.80	1:16.503
6	30	E2	Richard KENDLE		Brabham BT21B	20:22.871	15	1 LAP	86.19	1:18.555
7	57	F	David WILD		Lola T200	21:10.269	15	1 LAP	82.98	1:21.920
8	66	F	Gregory THORNTON		Titan Mk4	21:10.682	15	1 LAP	82.95	1:22.388
9	56	C	Cliff GIDDENS		Brabham BT16	21:19.926	15	1 LAP	82.35	1:22.403
10	73	E2	John RAND		Palliser WDB2	20:23.782	14	2 LAPS	80.39	1:25.351
11	8	C	Rodger NEWMAN		Brabham BT14	20:25.501	14	2 LAPS	80.27	1:24.949
12	60	C	James DENTY		Brabham BT18	20:26.772	14	2 LAPS	80.19	1:24.736
13	46	F	Mike BROMLEY		Merlyn Mk11A	20:44.608	14	2 LAPS	79.04	1:27.063
14	99	F	Jack UTLEY		Merlyn Mk20	21:10.756	14	2 LAPS	77.41	1:27.406
15	62	E2	Alasdair PIKE		Brabham BT21	21:41.404	14	2 LAPS	75.59	1:26.589
16	27	D	Peter WILLIAMS		Brabham BT15	21:48.145	14	2 LAPS	75.20	1:30.921
17	54	F	Jackie WALES		Merlyn Mk20A	20:41.501	13	3 LAPS	73.58	1:32.604
18	48	D	Trevor MESSETT		Brabham BT21	20:54.232	12	4 LAPS	67.23	1:27.942

NOT CLASSIFIED

96	D	Keith MESSER		Vesey F3	16:10.582	11	D.N.F.	79.64	1:22.565
81	D	Stephen WILKINSON		Brabham BT21	11:45.120	7	D.N.F.	69.76	1:33.564
95	B	Rudolf ERNST		Lotus 22	10:31.738	6	D.N.F.	66.74	1:26.809

FASTEST LAP

52	E4	Simon DIFFEY		Surtees TS8	1:13.587	12	95.49mph	153.68kph
1	E2	Matthew WATTS		Brabham BT16	1:13.669	12	95.38mph	153.51kph
57	F	David WILD		Lola T200	1:21.920	7	85.78mph	138.05kph
56	C	Cliff GIDDENS		Brabham BT16	1:22.403	6	85.27mph	137.24kph
96	D	Keith MESSER		Vesey F3	1:22.565	6	85.11mph	136.97kph
95	B	Rudolf ERNST		Lotus 22	1:26.809	6	80.95mph	130.27kph

Weather / Track : Sunny / Dry
 These results are provisional until the conclusion of any judicial and technical matters.

Snetterton
 Circuit Length = 1.9520 miles.
 Start: 16:34 End: 16:55

Clerk of Course	Timekeeper:
-----------------	-------------

HSCC Classic Racing Car Championship

LAP CHART - RACE 16

Lap 1			Lap 2			Lap 3			Lap 4			Lap 5		
No	Behind	Laptime	No	Behind	Laptime	No	Behind	Laptime	No	Behind	Laptime	No	Behind	Laptime
1		1:21.320	1		1:16.490	1		1:14.764	1		1:15.260	1		1:18.929
52	1.091	1:22.411	52	0.582	1:15.981	52	1.249	1:15.431	52	2.506	1:16.517	52	2.164	1:18.587
59	1.819	1:23.139	59	2.927	1:17.598	59	4.414	1:16.251	59	5.295	1:16.141	59	3.718	1:17.352
30	3.971	1:25.291	44	6.017	1:18.288	44	9.403	1:18.150	44	12.009	1:17.866	27	1 LAP	1:34.593
44	4.219	1:25.539	22	16.571	1:23.231	22	19.656	1:17.849	22	23.080	1:18.684	62	1 LAP	1:32.803
96	9.472	1:30.792	30	16.611	1:29.130	30	20.402	1:18.555	30	25.399	1:20.257	54	1 LAP	1:37.352
22	9.830	1:31.150	96	18.584	1:25.602	96	28.124	1:24.304	96	36.674	1:23.810	44	11.839	1:18.759
56	12.465	1:33.785	56	21.050	1:25.075	56	30.761	1:24.475	56	38.859	1:23.358	22	23.482	1:19.331
66	12.813	1:34.133	66	22.809	1:26.486	66	32.050	1:24.005	66	40.037	1:23.247	30	26.098	1:19.628
73	15.065	1:36.385	73	26.747	1:28.172	57	36.325	1:23.720	57	43.894	1:22.829	96	41.139	1:23.394
57	15.828	1:37.148	57	27.369	1:28.031	73	39.757	1:27.774	73	51.951	1:27.454	56	43.152	1:23.222
8	16.490	1:37.810	8	28.237	1:28.237	8	40.580	1:27.107	8	52.800	1:27.480	66	44.766	1:23.658
46	17.383	1:38.703	46	29.002	1:28.109	46	42.670	1:28.432	46	54.615	1:27.205	57	47.366	1:22.401
99	18.701	1:40.021	95	1 LAP	3:08.457P	99	45.894	1:29.131	99	1:00.386	1:29.752	48	2 LAPS	3:39.267P
60	19.254	1:40.574	99	31.527	1:29.316	95	1 LAP	1:33.868	95	1 LAP	1:27.488	73	1:00.964	1:27.942
81	23.304	1:44.624	60	38.364	1:35.600	60	50.309	1:26.709	60	1:02.513	1:27.464	8	1:01.515	1:27.644
54	26.680	1:48.000	81	40.390	1:33.576	81	59.751	1:34.125	81	1:18.055	1:33.564	46	1:03.594	1:27.908
27	27.277	1:48.597	27	45.046	1:34.259	27	1:03.354	1:33.072				95	1 LAP	1:26.873
62	32.108	1:53.428	54	46.418	1:36.228	54	1:05.057	1:33.403				60	1:10.017	1:26.433
48	39.472	2:00.792	62	47.888	1:32.270	62	1:05.883	1:32.759				99	1:11.009	1:29.552
			48	1:08.036	1:45.054									

HSCC Classic Racing Car Championship

LAP CHART - RACE 16

(contd.)

Lap 6			Lap 7			Lap 8			Lap 9			Lap 10		
No	Behind	Laptime	No	Behind	Laptime	No	Behind	Laptime	No	Behind	Laptime	No	Behind	Laptime
1		1:15.716	1		1:17.286	1		1:17.021	1		1:15.269	1		1:15.173
52	2.905	1:16.457	52	2.419	1:16.800	52	1.899	1:16.501	52	2.147	1:15.517	52	2.663	1:15.689
59	4.062	1:16.060	59	2.886	1:16.110	59	3.374	1:17.509	59	3.313	1:15.208	59	3.114	1:14.974
44	17.061	1:20.938	60	1 LAP	1:26.225	73	1 LAP	1:27.262	81	2 LAPS	2:08.892P	54	2 LAPS	1:36.054
81	1 LAP	1:33.883	95	2 LAPS	1:28.243	8	1 LAP	1:27.326	73	1 LAP	1:25.787	44	26.329	1:18.840
27	1 LAP	1:33.591	99	1 LAP	1:28.609	46	1 LAP	1:27.902	8	1 LAP	1:26.007	73	1 LAP	1:26.083
62	1 LAP	1:34.764	44	17.869	1:18.094	60	1 LAP	1:26.252	46	1 LAP	1:27.590	8	1 LAP	1:26.638
54	1 LAP	1:33.121	22	26.599	1:17.945	48	3 LAPS	1:30.092	44	22.662	1:19.280	22	33.468	1:18.061
22	25.940	1:18.174	27	1 LAP	1:31.126	95	2 LAPS	1:26.809	60	1 LAP	1:26.090	60	1 LAP	1:25.878
30	34.190	1:23.808	81	1 LAP	1:36.456	99	1 LAP	1:27.406	48	3 LAPS	1:29.289	46	1 LAP	1:29.912
96	47.988	1:22.565	30	39.629	1:22.725	44	18.651	1:17.803	22	30.580	1:19.344	48	3 LAPS	1:29.769
56	49.839	1:22.403	62	1 LAP	1:34.338	22	26.505	1:16.927	99	1 LAP	1:31.326	99	1 LAP	1:29.312
66	52.727	1:23.677	54	1 LAP	1:33.033	30	43.992	1:21.384	30	49.671	1:20.948	30	55.764	1:21.266
57	54.220	1:22.570	96	53.693	1:22.991	27	1 LAP	1:31.405	27	1 LAP	1:31.751			
73	1:12.857	1:27.609	56	56.188	1:23.635	62	1 LAP	1:31.467	62	1 LAP	1:27.330			
8	1:13.070	1:27.271	66	57.829	1:22.388	54	1 LAP	1:34.815	96	1:09.778	1:24.747			
46	1:15.856	1:27.978	57	58.854	1:21.920	96	1:00.300	1:23.628	56	1:13.613	1:24.411			
48	2 LAPS	1:34.091				56	1:04.471	1:25.304	66	1:14.743	1:25.006			
						66	1:05.006	1:24.198	57	1:14.900	1:24.580			
						57	1:05.589	1:23.756						

HSCC Classic Racing Car Championship

LAP CHART - RACE 16

(contd.)

Lap 11			Lap 12			Lap 13			Lap 14			Lap 15		
No	Behind	Laptime	No	Behind	Laptime	No	Behind	Laptime	No	Behind	Laptime	No	Behind	Laptime
1		1:17.898	1		1:13.669	1		1:14.038	1		1:15.952	1		1:16.497
52	0.598	1:15.833	52	0.516	1:13.587	99	2 LAPS	1:31.676	46	2 LAPS	1:28.413	54	3 LAPS	1:33.910
96	1 LAP	1:24.915	59	5.115	1:14.959	52	7.183	1:20.705	48	4 LAPS	1:27.942	52	8.117	1:16.302
59	3.825	1:18.609	66	1 LAP	1:23.464	59	10.850	1:19.773	52	8.312	1:17.081	59	9.783	1:15.631
66	1 LAP	1:24.208	57	1 LAP	1:22.874	66	1 LAP	1:23.984	59	10.649	1:15.751	46	2 LAPS	1:27.520
27	2 LAPS	1:32.716	56	1 LAP	1:24.634	57	1 LAP	1:23.947	99	2 LAPS	1:31.237	48	4 LAPS	1:31.491
57	1 LAP	1:24.735	27	2 LAPS	1:31.686	56	1 LAP	1:23.874	57	1 LAP	1:25.785	99	2 LAPS	1:30.663
56	1 LAP	1:29.126	62	2 LAPS	1:28.657	44	35.546	1:18.507	66	1 LAP	1:25.910	44	40.932	1:18.724
62	2 LAPS	1:37.739	44	31.077	1:18.674	22	41.791	1:17.805	44	38.705	1:19.111	57	1 LAP	1:22.209
54	2 LAPS	1:34.117	22	38.024	1:18.016	27	2 LAPS	1:32.456	56	1 LAP	1:24.696	66	1 LAP	1:23.188
44	26.072	1:17.641	54	2 LAPS	1:34.855	62	2 LAPS	1:31.274	22	42.452	1:16.613	22	42.458	1:16.503
22	33.677	1:18.107	73	1 LAP	1:25.432	73	1 LAP	1:25.518	27	2 LAPS	1:31.020	56	1 LAP	1:24.548
73	1 LAP	1:27.267	8	1 LAP	1:25.707	8	1 LAP	1:25.965	62	2 LAPS	1:31.190	62	2 LAPS	1:26.589
8	1 LAP	1:26.656	96	1 LAP	2:03.834P	54	2 LAPS	1:34.009	73	1 LAP	1:25.351	27	2 LAPS	1:30.952
60	1 LAP	1:25.490	60	1 LAP	1:25.140	60	1 LAP	1:24.736	8	1 LAP	1:24.949			
46	1 LAP	1:28.535	46	1 LAP	1:29.338	30	1:10.582	1:20.265	60	1 LAP	1:24.923			
48	3 LAPS	1:29.368	30	1:04.355	1:19.783				30	1:13.911	1:19.281			
30	58.241	1:20.375	48	3 LAPS	1:29.108									
99	1 LAP	1:32.384												

Weather / Track : Sunny / Dry

HSCC Classic Racing Car Championship

LAP CHART - RACE 16

(contd.)

Lap 16			Lap 17			Lap 18			Lap 19			Lap 20		
No	Behind	Laptime	No	Behind	Laptime	No	Behind	Laptime	No	Behind	Laptime	No	Behind	Laptime
1		1:17.392												
30	1 LAP	1:20.175												
73	2 LAPS	1:25.746												
8	2 LAPS	1:26.704												
60	2 LAPS	1:25.258												
52	6.299	1:15.574												
59	7.703	1:15.312												
54	3 LAPS	1:32.604												
46	2 LAPS	1:27.063												
48	4 LAPS	1:27.969												
44	41.884	1:18.344												
57	1 LAP	1:23.764												
66	1 LAP	1:23.130												
99	2 LAPS	1:30.371												
56	1 LAP	1:27.380												
22	57.786	1:32.720												
62	2 LAPS	1:26.796												
27	2 LAPS	1:30.921												

HSCC Classic Racing Car Championship

COMBINED RACE RESULT

POS	NO	CL	DRIVER	NAT	CAR	TIME	LAPS	GAP	MPH	BEST
1	1	E2	Matthew WATTS		Brabham BT16	40:36.208	32		92.30	1:13.669
2	59	E2	Ian JONES		Lotus 59	41:11.720	32	35.512	90.97	1:14.959
3	52	E4	Simon DIFFEY		Surtees TS8	41:18.149	32	41.941	90.74	1:13.587
4	22	E4	Ian GRAY		Brabham BT30	42:10.364	32	1:34.156	88.86	1:16.096
5	44	E4	Michael SCOTT		March 702	42:36.177	32	1:59.969	87.97	1:17.641
6	30	E2	Richard KENDLE		Brabham BT21B	41:32.854	31	1 LAP	87.38	1:18.214
7	66	F	Gregory THORNTON		Titan Mk4	42:24.629	30	2 LAPS	82.84	1:22.388
8	56	C	Cliff GIDDENS		Brabham BT16	41:37.223	29	3 LAPS	81.60	1:22.403
9	73	E2	John RAND		Palliser WDB2	40:55.321	28	4 LAPS	80.13	1:25.351
10	8	C	Rodger NEWMAN		Brabham BT14	40:56.862	28	4 LAPS	80.08	1:24.949
11	46	F	Mike BROMLEY		Merlyn Mk11A	41:50.346	28	4 LAPS	78.38	1:27.063
12	99	F	Jack UTLEY		Merlyn Mk20	42:19.612	28	4 LAPS	77.47	1:27.406
13	62	E2	Alasdair PIKE		Brabham BT21	43:03.785	28	4 LAPS	76.15	1:26.589
14	48	D	Trevor MESSETT		Brabham BT21	42:10.159	26	6 LAPS	72.21	1:27.942
15	54	F	Jackie WALES		Merlyn Mk20A	42:15.442	26	6 LAPS	72.06	1:32.604

NOT CLASSIFIED

96	D	Keith MESSER		Vesey F3	37:19.777	26	D.N.F.	81.57	1:22.451
57	F	David WILD		Lola T200	29:40.601	21	N.C.F.	82.87	1:21.920
81	D	Stephen WILKINSON		Brabham BT21	33:22.080	21	D.N.F.	73.70	1:28.336
27	D	Peter WILLIAMS		Brabham BT15	32:23.688	20	N.C.F.	72.30	1:30.921
95	B	Rudolf ERNST		Lotus 22	31:20.455	18	D.N.F.	67.26	1:26.809
60	C	James DENTY		Brabham BT18	20:26.772	14	N.C.F.	80.19	1:24.736
21	E2	Neil BOWMAN		Macon MR6		0	D.N.F.	N/A	
76	I	Vernon WILLIAMSON		Ecosse Imp		0	D.N.F.	N/A	

FASTEST LAP

52	E4	Simon DIFFEY		Surtees TS8	1:13.587	28	95.49mph	153.68kph
1	E2	Matthew WATTS		Brabham BT16	1:13.669	28	95.38mph	153.51kph
57	F	David WILD		Lola T200	1:21.920	13	85.78mph	138.05kph
56	C	Cliff GIDDENS		Brabham BT16	1:22.403	20	85.27mph	137.24kph
96	D	Keith MESSER		Vesey F3	1:22.451	11	85.22mph	137.16kph
95	B	Rudolf ERNST		Lotus 22	1:26.809	18	80.95mph	130.27kph

Weather / Track : Sunny / Dry
 These results are provisional until the conclusion of any judicial and technical matters.

Snetterton
 Circuit Length = 1.9520 miles.
 Start: 16:34 End: 16:55

Clerk of Course	Timekeeper:
-----------------	-------------

HSCC/HRSR "Bates IT" Historic Racing Saloon Car Championship

RACE CLASSIFICATION - RACE 17

POS	NO	CL	DRIVER	NAT	CAR	TIME	LAPS	GAP	MPH	BEST
1	31	B	Les ELY		BMW 2000	30:53.010	21		79.63	1:26.991
2	57	C	Jonathan GOMM		Ford Lotus Cortina	30:54.253	21	1.243	79.58	1:27.057
3	54	C	Neil WOOD		Ford Anglia 105E	31:06.895	21	13.885	79.04	1:27.318
4	49	C	Peter HORE		Ford Lotus Cortina	31:51.071	21	58.061	77.21	1:29.309
5	50	C	Steve READ		Ford Anglia 105E	31:51.612	21	58.602	77.19	1:29.443
6	3	K1	Peter HALLFORD		Ford Mustang	32:09.526	21	1:16.516	76.48	1:29.043
7	77	D	Roger EBDON		Morris Mini Cooper	30:56.477	20	1 LAP	75.70	1:30.243
8	97	E	Mike HANNA		Hillman Imp	31:05.495	20	1 LAP	75.33	1:31.264
9	7	A	Tony PEARSON		Jaguar S-type	31:14.449	20	1 LAP	74.97	1:31.604
10	66	C	Peter THOMPSON		Alfa Romeo 1600 GTA	31:32.310	20	1 LAP	74.27	1:32.831
11	87	E	Simon BENOY		Sunbeam Imp	31:34.540	20	1 LAP	74.18	1:32.485
12	45	C	Tony MASCHIO		Alfa Romeo Guilia	32:13.962	20	1 LAP	72.67	1:34.364
13	69	C	Bob BULLEN		Ford Anglia 105E	31:32.826	19	2 LAPS	70.53	1:28.573
14	95	E	Shaun HAZLEWOOD		Hillman Imp	32:13.643	19	2 LAPS	69.04	1:36.132

NOT CLASSIFIED

52	C	Peter ERGIS		Ford Lotus Cortina	24:12.593	16	D.N.F.	77.40	1:28.638
89	E	Adrian OLIVER		Hillman Imp	20:46.694	13	D.N.F.	73.27	1:34.030
84	K4	Roger PHILLIPS		Austin Mini Cooper	17:58.108	11	D.N.F.	71.69	1:35.668
85	D	Roger GODFREY		Austin Mini Cooper S	10:46.772	7	D.N.F.	76.05	1:29.481
41	C	Tony FIELDING		Ford Anglia 105E	6:44.934	4	D.N.F.	69.41	1:30.907
35	B	James DODD		Alfa Romeo Guilia	4:35.895	3	D.N.F.	76.41	1:28.995
56	C	Robert TREVOR		Ford Anglia 105E	4:48.956	3	D.N.F.	72.95	1:31.790
91	E	Vince FROST		Hillman Imp	4:07.696	2	D.N.F.	56.74	1:56.496

FASTEST LAP

31	B	Les ELY		BMW 2000	1:26.991	9	80.78mph	130.00kph
57	C	Jonathan GOMM		Ford Lotus Cortina	1:27.057	20	80.72mph	129.90kph
3	K1	Peter HALLFORD		Ford Mustang	1:29.043	2	78.91mph	127.00kph
85	D	Roger GODFREY		Austin Mini Cooper S	1:29.481	2	78.53mph	126.38kph
97	E	Mike HANNA		Hillman Imp	1:31.264	5	76.99mph	123.91kph
7	A	Tony PEARSON		Jaguar S-type	1:31.604	14	76.71mph	123.45kph
84	K4	Roger PHILLIPS		Austin Mini Cooper	1:35.668	2	73.45mph	118.21kph

Weather / Track : Sunny / Dry
 These results are provisional until the conclusion of any judicial and technical matters.

Snetterton
 Circuit Length = 1.9520 miles.
 Start: 17:06 End: 17:37

Clerk of Course	Timekeeper:
-----------------	-------------

HSCC/HRSR "Bates IT" Historic Racing Saloon Car Championship

LAP CHART - RACE 17

Lap 1			Lap 2			Lap 3			Lap 4			Lap 5		
No	Behind	Laptime	No	Behind	Laptime	No	Behind	Laptime	No	Behind	Laptime	No	Behind	Laptime
57		1:34.621	57		1:28.762	57		1:28.037	57		1:28.109	57		1:27.836
54	0.756	1:35.377	54	0.805	1:28.811	54	0.790	1:28.022	54	0.866	1:28.185	54	1.358	1:28.328
31	1.250	1:35.871	31	2.467	1:29.979	31	2.078	1:27.648	31	2.605	1:28.636	31	1.955	1:27.186
41	2.157	1:36.778	35	2.623	1:28.995	35	4.475	1:29.889	3	7.978	1:30.202	3	10.991	1:30.849
35	2.390	1:37.011	3	4.540	1:29.043	3	5.885	1:29.382	52	11.488	1:30.005	52	13.119	1:29.467
3	4.259	1:38.880	41	4.996	1:31.601	41	7.866	1:30.907	49	11.488	1:30.500	49	14.616	1:30.964
49	4.259	1:38.880	49	7.218	1:31.721	49	9.097	1:29.916	85	12.457	1:30.304	85	15.298	1:30.677
77	6.521	1:41.142	85	7.321	1:29.481	52	9.592	1:28.638	77	13.586	1:30.703	77	15.993	1:30.243
85	6.602	1:41.223	77	8.493	1:30.734	85	10.262	1:30.978	50	13.936	1:30.559	50	16.075	1:29.975
50	7.222	1:41.843	52	8.991	1:29.582	77	10.992	1:30.536	7	27.402	1:34.975	7	33.642	1:34.076
52	8.171	1:42.792	50	9.939	1:31.479	50	11.486	1:29.584	87	31.037	1:35.028	97	35.121	1:31.264
56	10.078	1:44.699	56	13.106	1:31.790	56	17.536	1:32.467	97	31.693	1:33.809	87	35.686	1:32.485
66	10.932	1:45.553	7	16.406	1:33.865	7	20.536	1:32.167	66	31.688	1:36.094	66	38.897	1:35.045
7	11.303	1:45.924	66	16.426	1:34.256	69	23.645	1:32.994	89	32.811	1:35.528	89	40.050	1:35.075
87	12.433	1:47.054	87	17.883	1:34.212	66	23.703	1:35.314	84	39.212	1:37.367	84	48.072	1:36.696
89	13.422	1:48.043	97	18.434	1:33.024	87	24.118	1:34.272	45	41.859	1:37.361	45	48.901	1:34.878
97	14.172	1:48.793	69	18.688	1:29.854	89	25.392	1:34.739	95	42.263	1:36.132	95	55.284	1:40.857
95	14.966	1:49.587	89	18.690	1:34.030	97	25.993	1:35.596	41	45.405	2:05.648P			
84	15.274	1:49.895	84	22.180	1:35.668	84	29.954	1:35.811						
45	16.044	1:50.665	45	23.897	1:36.615	45	32.607	1:36.747						
69	17.596	1:52.217	95	25.229	1:39.025	95	34.240	1:37.048						
91	21.875	1:56.496	91	1:04.313	2:11.200P									

HSCC/HRSR "Bates IT" Historic Racing Saloon Car Championship

LAP CHART - RACE 17

(contd.)

Lap 6			Lap 7			Lap 8			Lap 9			Lap 10		
No	Behind	Laptime	No	Behind	Laptime	No	Behind	Laptime	No	Behind	Laptime	No	Behind	Laptime
57		1:27.208	57		1:27.830	57		1:28.341	57		1:27.373	31		1:27.432
31	2.376	1:27.629	31	1.992	1:27.446	31	1.138	1:27.487	31	0.756	1:26.991	57	0.365	1:28.553
54	2.978	1:28.828	54	2.466	1:27.318	54	2.137	1:28.012	54	2.397	1:27.633	54	1.764	1:27.555
69	2 LAPS	4:10.526P	69	2 LAPS	1:32.833	69	2 LAPS	1:29.900	95	1 LAP	1:41.591	69	2 LAPS	1:29.903
3	14.334	1:30.551	3	16.817	1:30.313	52	20.121	1:30.690	69	2 LAPS	1:29.190	52	23.807	1:29.718
52	16.308	1:30.397	52	17.772	1:29.294	49	21.127	1:29.581	52	22.277	1:29.529	95	1 LAP	1:42.430
49	17.375	1:29.967	49	19.887	1:30.342	3	23.179	1:34.703	49	23.516	1:29.762	49	26.511	1:31.183
50	19.256	1:30.389	50	21.481	1:30.055	50	23.639	1:30.499	50	26.955	1:30.689	50	29.086	1:30.319
77	20.641	1:31.856	77	23.106	1:30.295	77	25.568	1:30.803	3	27.250	1:31.444	3	33.612	1:34.550
85	21.403	1:33.313	85	24.369	1:30.796	97	47.735	1:31.492	77	31.357	1:33.162	77	37.817	1:34.648
97	40.348	1:32.435	97	44.584	1:32.066	7	50.091	1:32.254	97	53.310	1:32.948	97	57.475	1:32.353
7	41.277	1:34.843	7	46.178	1:32.731	87	53.182	1:33.184	7	54.948	1:32.230	7	59.859	1:33.099
87	42.645	1:34.167	87	48.339	1:33.524	66	57.320	1:33.838	87	59.022	1:33.213	87	1:03.745	1:32.911
66	45.706	1:34.017	66	51.823	1:33.947	89	59.832	1:34.586	66	1:03.446	1:33.499	66	1:09.173	1:33.915
89	47.060	1:34.218	89	53.587	1:34.357	45	1:10.361	1:34.364	89	1:07.611	1:35.152	89	1:14.379	1:34.956
45	57.224	1:35.531	45	1:04.338	1:34.944	84	1:15.276	1:36.763	45	1:17.691	1:34.703	45	1:25.552	1:36.049
84	58.064	1:37.200	84	1:06.854	1:36.620				84	1:24.928	1:37.025			
95	1:09.532	1:41.456	95	1:24.048	1:42.346									

HSCC/HRSR "Bates IT" Historic Racing Saloon Car Championship

LAP CHART - RACE 17

(contd.)

Lap 11			Lap 12			Lap 13			Lap 14			Lap 15		
No	Behind	Laptime	No	Behind	Laptime	No	Behind	Laptime	No	Behind	Laptime	No	Behind	Laptime
57		1:27.693	31		1:28.032	31		1:27.577	31		1:27.494	31		1:28.106
31	0.030	1:28.088	57	0.173	1:28.235	57	0.215	1:27.619	57	0.383	1:27.662	57	0.317	1:28.040
54	2.954	1:29.248	54	3.155	1:28.263	89	1 LAP	1:34.999	54	5.151	1:28.720	54	5.883	1:28.838
84	1 LAP	1:37.792	45	1 LAP	1:37.515	54	3.925	1:28.347	89	1 LAP	1:35.944	66	1 LAP	1:34.667
69	2 LAPS	1:29.676	84	1 LAP	1:37.271	45	1 LAP	1:35.583	45	1 LAP	1:35.971	69	2 LAPS	1:31.248
52	24.655	1:28.906	69	2 LAPS	1:28.573	69	2 LAPS	1:28.818	69	2 LAPS	1:29.297	45	1 LAP	1:36.270
49	29.586	1:31.133	52	27.940	1:31.347	52	29.925	1:29.562	52	33.151	1:30.720	52	36.313	1:31.268
50	30.924	1:29.896	49	32.943	1:31.419	49	36.549	1:31.183	49	39.647	1:30.592	49	41.289	1:29.748
95	1 LAP	1:42.077	50	33.207	1:30.345	50	37.153	1:31.523	50	40.189	1:30.530	50	41.981	1:29.898
3	39.113	1:33.559	3	44.005	1:32.954	3	47.967	1:31.539	3	51.936	1:31.463	3	56.295	1:32.465
77	42.992	1:33.233	77	47.594	1:32.664	77	52.496	1:32.479	77	59.469	1:34.467	77	1:04.088	1:32.725
97	1:01.489	1:32.072	95	1 LAP	1:42.842	95	1 LAP	1:43.714	97	1:14.630	1:32.704	97	1:18.601	1:32.077
7	1:03.749	1:31.948	97	1:05.094	1:31.667	97	1:09.420	1:31.903	7	1:17.910	1:31.604	7	1:22.169	1:32.365
87	1:08.870	1:33.183	7	1:07.917	1:32.230	7	1:13.800	1:33.460	87	1:24.790	1:33.125			
66	1:14.868	1:33.753	87	1:13.662	1:32.854	87	1:19.159	1:33.074	95	1 LAP	1:43.788			
89	1:21.388	1:35.067	66	1:21.038	1:34.232	66	1:26.817	1:33.356						

Weather / Track : Sunny / Dry

HSCC/HRSR "Bates IT" Historic Racing Saloon Car Championship

LAP CHART - RACE 17

(contd.)

Lap 16			Lap 17			Lap 18			Lap 19			Lap 20		
No	Behind	Laptime	No	Behind	Laptime	No	Behind	Laptime	No	Behind	Laptime	No	Behind	Laptime
31		1:28.018	31		1:27.783	31		1:27.307	31		1:28.497	31		1:27.791
57	0.585	1:28.286	57	0.177	1:27.375	57	0.274	1:27.404	57	1.359	1:29.582	57	0.625	1:27.057
87	1 LAP	1:33.914	54	8.383	1:29.603	7	1 LAP	1:34.975	97	1 LAP	1:32.259	97	1 LAP	1:32.218
54	6.563	1:28.698	66	1 LAP	1:34.584	54	10.211	1:29.135	7	1 LAP	1:33.490	54	12.303	1:29.381
66	1 LAP	1:33.096	87	1 LAP	1:44.897	66	1 LAP	1:34.174	54	10.713	1:28.999	7	1 LAP	1:33.190
95	2 LAPS	1:41.816	95	2 LAPS	1:44.041	87	1 LAP	1:33.758	66	1 LAP	1:32.872	66	1 LAP	1:33.267
69	2 LAPS	1:29.172	69	2 LAPS	1:29.646	69	2 LAPS	1:29.911	87	1 LAP	1:32.719	87	1 LAP	1:33.086
52	38.973	1:30.678	50	47.658	1:31.173	95	2 LAPS	1:42.379	69	2 LAPS	1:30.092	69	2 LAPS	1:29.321
45	1 LAP	1:36.127	49	48.206	1:32.337	50	52.555	1:32.204	49	54.529	1:29.309	49	56.580	1:29.842
49	43.652	1:30.381	45	1 LAP	1:36.857	49	53.717	1:32.818	50	55.025	1:30.967	50	57.171	1:29.937
50	44.268	1:30.305	3	1:02.437	1:30.957	45	1 LAP	1:35.970	95	2 LAPS	1:41.740	95	2 LAPS	1:40.738
3	59.263	1:30.986	77	1:14.180	1:33.124	3	1:06.616	1:31.486	45	1 LAP	1:35.781	45	1 LAP	1:35.444
77	1:08.839	1:32.769	97	1:27.050	1:32.203	77	1:20.309	1:33.436	3	1:09.764	1:31.645	3	1:12.995	1:31.022
97	1:22.630	1:32.047							77	1:24.413	1:32.601			
7	1:25.774	1:31.623												

HSCC/HRSR "Bates IT" Historic Racing Saloon Car Championship

LAP CHART - RACE 17

(contd.)

Lap 21			Lap 22			Lap 23			Lap 24			Lap 25		
No	Behind	Laptime	No	Behind	Laptime	No	Behind	Laptime	No	Behind	Laptime	No	Behind	Laptime
31		1:28.012												
57	1.243	1:28.630												
77	1 LAP	1:34.857												
97	1 LAP	1:32.565												
54	13.885	1:29.594												
7	1 LAP	1:33.400												
66	1 LAP	1:32.831												
69	2 LAPS	1:29.655												
87	1 LAP	1:33.880												
49	58.061	1:29.493												
50	58.602	1:29.443												
3	1:16.516	1:31.533												
95	2 LAPS	1:40.036												
45	1 LAP	1:36.587												