



HISTORIC RACE MEETING

Snetterton Circuit

17th April 2005



Results Provided by MST Sports Timing Ltd
www.msttiming.com

HSCC Classic Racing Cars Championship for the Retro Track & Air Trophy

QUALIFYING - Race 1

POS	NO	CL	NAME	NAT	ENTRY	TIME	LAPS	GAP	MPH
1	3	E2	Matthew WATTS		Brabham BT16	1:18.715	10		89.27
2	47	E4	John MOULDS		Brabham BT23	1:20.025	10	1.310	87.81
3	44	E4	Michael SCOTT		March 702	1:20.437	11	1.722	87.36
4	22	E4	Ian GRAY		Brabham BT30	1:20.788	10	2.073	86.98
5	64	E4	Frank LYONS		Merlyn Mk10	1:22.193	11	3.478	85.49
6	57	F	David WILD		Lola T200	1:22.702	9	3.987	84.97
7	36	E2	Tony KEELE		Palliser WDB3	1:23.396	9	4.681	84.26
8	56	E2	Cliff GIDDENS		Brabham BT16	1:24.164	10	5.449	83.49
9	1	C	John BLADON		Merlyn Mk9 F2	1:24.301	10	5.586	83.35
10	82	C	Paul DRAYSON		Lotus 24	1:24.656	8	5.941	83.00
11	66	F	Greg THORNTON		Titan Mk4	1:25.378	10	6.663	82.30
12	73	E2	John RAND		Palliser WDB2	1:26.326	10	7.611	81.40
13	78	F	Neil FENDER		Jamun T2	1:27.525	10	8.810	80.28
14	86	F	C LILLINGSTON-PRICE		Merlyn MkII	1:29.210	5	10.495	78.77
15	25	D	John COUNSELL		March 703	1:31.522	10	12.807	76.78
16	32	E2	Julian JUDD		Tecno F3	1:31.697	10	12.982	76.63
17	35	D	David PULLEN		Chevron B17	1:31.975	10	13.260	76.40
18	20	F	Henry SCOTT		Lola T200	1:32.552	4	13.837	75.92
19	8	C	Rodger NEWMAN		Brabham BT14	1:34.918	9	16.203	74.03
20	16	D	Nigel MILLER		Brabham BT21	1:36.518	10	17.803	72.80
21	60	C	David CROWTHER		Brabham BT18	1:40.013	9	21.298	70.26

Car 82 Please See Timekeepers, No Transponder.

Weather/Track - Cloudy/Dry

These results are provisional until the conclusion of any judicial and technical matters.

Snetterton

Circuit Length = 1.9520 miles.

Start: 09:01 End: 09:16

Clerk of Course:	Stewards:	Timekeeper:

HSCC Classic Racing Cars Championship for the Retro Track & Air Trophy LAP ANALYSIS

1	John BLADON	Merlyn Mk9 F2
1 -	X:00.000	6 - 1:27.229
2 -	1:30.461	7 - 1:26.288
3 -	1:30.561	8 - 1:24.301
4 -	1:28.137	9 - 1:25.923
5 -	1:26.768	10 - 1:25.816
3	Matthew WATTS	Brabham BT16
1 -	X:00.000	6 - 1:20.174
2 -	1:23.465	7 - 1:18.715
3 -	3:36.412	8 - 1:21.278
4 -	1:22.112	9 - 1:19.732
5 -	1:19.147	10 - 1:20.045
8	Rodger NEWMAN	Brabham BT14
1 -	X:00.000	6 - 1:40.941
2 -	1:44.415	7 - 1:37.203
3 -	1:43.193	8 - 1:34.918
4 -	1:44.402	9 - 1:35.640
5 -	1:42.673	
16	Nigel MILLER	Brabham BT21
1 -	X:00.000	6 - 1:36.518
2 -	1:41.754	7 - 1:36.656
3 -	1:40.646	8 - 1:36.648
4 -	1:38.808	9 - 1:36.703
5 -	1:37.309	10 - 1:38.944
20	Henry SCOTT	Lola T200
1 -	X:00.000	
2 -	1:41.208	
3 -	1:34.997	
4 -	1:32.552	
22	Ian GRAY	Brabham BT30
1 -	X:00.000	6 - 1:23.860
2 -	1:38.244	7 - 1:22.325
3 -	1:32.320	8 - 1:20.788
4 -	1:23.960	9 - 1:23.532
5 -	1:22.184	10 - 1:22.959
25	John COUNSELL	March 703
1 -	X:00.000	6 - 1:32.265
2 -	1:40.022	7 - 1:32.497
3 -	1:35.874	8 - 1:32.159
4 -	1:35.130	9 - 1:31.960
5 -	1:33.599	10 - 1:31.522

HSCC Classic Racing Cars Championship for the Retro Track & Air Trophy LAP ANALYSIS

(contd.)

32	Julian JUDD	Tecno F3		
1 -	X:00.000	6 -	1:31.697	
2 -	1:39.849	7 -	1:32.661	
3 -	1:35.691	8 -	1:36.601	
4 -	1:34.802	9 -	1:35.811	
5 -	1:32.308	10 -	1:36.291	
35	David PULLEN	Chevron B17		
1 -	X:00.000	6 -	1:32.918	
2 -	1:40.791	7 -	1:31.975	
3 -	1:39.753	8 -	1:36.564	
4 -	1:36.669	9 -	1:36.500	
5 -	1:33.389	10 -	1:40.029	
36	Tony KEELE	Palliser WDB3		
1 -	X:00.000	6 -	1:26.042	
2 -	1:24.496	7 -	1:23.759	
3 -	1:35.411	8 -	1:25.513	
4 -	1:23.673	9 -	1:26.465	
5 -	1:23.396			
44	Michael SCOTT	March 702		
1 -	X:00.000	6 -	1:23.067	11 - 1:25.351
2 -	1:26.166	7 -	1:20.437	
3 -	1:30.678	8 -	1:22.565	
4 -	1:24.206	9 -	1:20.724	
5 -	1:23.722	10 -	1:21.389	
47	John MOULDS	Brabham BT23		
1 -	X:00.000	6 -	1:23.271	
2 -	1:39.230	7 -	1:20.025	
3 -	1:31.286	8 -	1:20.056	
4 -	1:27.744	9 -	1:20.854	
5 -	1:23.501	10 -	1:21.128	
56	Cliff GIDDENS	Brabham BT16		
1 -	X:00.000	6 -	1:28.568	
2 -	1:30.148	7 -	1:26.704	
3 -	1:36.602	8 -	1:26.539	
4 -	1:31.821	9 -	1:24.164	
5 -	1:26.844	10 -	1:26.761	
57	David WILD	Lola T200		
1 -	X:00.000	6 -	1:23.936	
2 -	1:25.668	7 -	1:24.039	
3 -	1:23.003	8 -	1:23.458	
4 -	1:22.915	9 -	1:44.902	
5 -	1:22.702			

Car 82 Please See Timekeepers, No Transponder.
Weather/Track - Cloudy/Dry

HSCC Classic Racing Cars Championship for the Retro Track & Air Trophy LAP ANALYSIS


(contd.)

60	David CROWTHER	Brabham BT18
1 - X:00.000	6 - 1:40.353	
2 - 1:41.330	7 - 1:41.906	
3 - 1:40.531	8 - 1:40.013	
4 - 1:40.680	9 - 1:41.848	
5 - 1:42.796		
64	Frank LYONS	Merlyn Mk10
1 - X:00.000	6 - 1:29.419	11 - 1:23.750
2 - 1:34.266	7 - 1:23.799	
3 - 1:29.846	8 - 1:22.480	
4 - 1:25.788	9 - 1:22.193	
5 - 1:24.059	10 - 1:23.235	
66	Greg THORNTON	Titan Mk4
1 - X:00.000	6 - 1:30.838	
2 - 1:30.685	7 - 1:25.378	
3 - 1:31.997	8 - 1:26.214	
4 - 1:27.594	9 - 1:26.399	
5 - 1:26.394	10 - 1:27.797	
73	John RAND	Palliser WDB2
1 - X:00.000	6 - 1:29.111	
2 - 1:37.663	7 - 1:27.512	
3 - 1:32.758	8 - 1:27.175	
4 - 1:29.613	9 - 1:26.326	
5 - 1:28.243	10 - 1:26.533	
78	Neil FENDER	Jamun T2
1 - X:00.000	6 - 1:31.395	
2 - 1:30.585	7 - 1:27.616	
3 - 1:32.543	8 - 1:28.102	
4 - 1:29.062	9 - 1:27.634	
5 - 1:27.525	10 - 1:28.588	
82	Paul DRAYSON	Lotus 24
1 - X:00.000	6 - 1:24.791	
2 - 1:28.717	7 - 1:24.656	
3 - 4:24.740	8 - 1:25.801	
4 - 1:30.861		
5 - 1:29.780		
86	C LILLINGSTON-PRICE	Merlyn MkII
1 - X:00.000		
2 - 1:38.185		
3 - 1:33.030		
4 - 1:29.210		
5 - 8:08.019		

Car 82 Please See Timekeepers, No Transponder.
Weather/Track - Cloudy/Dry

HSCC Classic Racing Cars Championship for the Retro Track & Air Trophy

GRID - Race 1

ROW 11	1:22.702 57 WILD		
ROW 10		1:36.518 16 MILLER	1:40.013 60 CROWTHER
ROW 9	1:32.552 20 SCOTT		1:34.918 8 NEWMAN
ROW 8		1:31.697 32 JUDD	1:31.975 35 PULLEN
ROW 7	1:29.210 86 LILLINGSTON-PRICE		1:31.522 25 COUNSELL
ROW 6		1:26.326 73 RAND	1:27.525 78 FENDER
ROW 5	1:24.656 82 DRAYSON		1:25.378 66 THORNTON
ROW 4		1:24.164 56 GIDDENS	1:24.301 1 BLADON
ROW 3	1:22.193 64 LYONS		1:23.396 36 KEELE
ROW 2		1:20.437 44 SCOTT	1:20.788 22 GRAY
ROW 1	1:18.715 3 WATTS		1:20.025 47 MOULDS
POLE			
			

Car 82 Please See Timekeepers, No Transponder.

Weather/Track - Cloudy/Dry

These results are provisional until the conclusion of any judicial and technical matters.

Snetterton

Circuit Length = 1.9520 miles.

Start: 09:01 End: 09:16

Clerk of Course:	Stewards:	Timekeeper:

HSCC Historic Road Sports Championship (including class D1 70s Road Sports QUALIFYING - Race 2

POS	NO	CL	NAME	NAT	ENTRY	TIME	LAPS	GAP	MPH
1	15	B	Mike EAGLES		Milano GT Mk1	1:25.296	10		82.38
2	69	C	Andy SHEPHERD		Lotus Seven Series II	1:25.957	9	0.661	81.75
3	53	F	Sir John CHISHOLM		Jaguar XK120	1:28.517	10	3.221	79.38
4	54	C	Martin HALLIDAY		Lotus Seven	1:29.488	9	4.192	78.52
5	42	C	Malcolm SANDERS		Lotus Elan S3	1:29.961	8	4.665	78.11
6	1	D	Robert BARRIE		Porsche 911	1:30.373	10	5.077	77.75
7	72	E	Jim GATHERCOLE		MG Midget	1:30.677	5	5.381	77.49
8	60	C	Tom HARRIS		Lotus Elan S2	1:30.928	9	5.632	77.28
9	25	C	David RANDALL		Ginetta G4	1:31.294	9	5.998	76.97
10	63	B	Colin SHARP		Triumph TR4A	1:31.314	10	6.018	76.95
11	74	A	Robin BATT		Jaguar E-Type	1:33.490	10	8.194	75.16
12	2	D1	John THOMASON		Triumph Spitfire 1500	1:34.423	9	9.127	74.42
13	19	A	Adam SIMMONDS		Ford Mustang	1:34.439	9	9.143	74.41
14	14	D1	Jai SHARMA		Lancia Fulvia	1:34.668	9	9.372	74.23
15	26	Inv	Melvin FLOYD		Jaguar XK120	1:35.534	9	10.238	73.55
16	39	inv	Jonathan HARTOP		Alfa 2000GTV	1:36.112	9	10.816	73.11
17	68	D1	Jeremy ANSTEAD		Fiat X19	1:36.172	9	10.876	73.06
18	7	F	Brian ARCULUS		Jaguar XK120	1:36.220	10	10.924	73.03
19	10	D1	Nigel ASHLEY		Alfa Romeo GT Junior	1:38.675	9	13.379	71.21
20	51	E	Mark WILSON		Ginetta G15	1:38.907	9	13.611	71.04
21	48	D1	Guy HARTNELL		Lancia Fulvia HF	1:39.236	7	13.940	70.81
22	57	Inv	Mark HOBLE		Alfa Romeo GTV	1:39.841	9	14.545	70.38
23	17	F	Chris GAWNE		Lancia Aurelia B20 GT	1:49.234	8	23.938	64.33
24	32	E	Patrick WARD-BOOTH		Ginetta G4	6:04.973	1	4:39.677	19.25

Car 53 Please Make Numbers Readable, Car 60 Fit Transponder
Weather/Track - Cloudy/Dry
These results are provisional until the conclusion of any judicial and technical matters.

Snetterton
Circuit Length = 1.9520 miles.
Start: 09:23 End: 09:38

Clerk of Course:	Stewards:	Timekeeper:
------------------	-----------	-------------

HSCC Historic Road Sports Championship (including class D1 70s Road Sports LAP ANALYSIS

1	Robert BARRIE	Porsche 911
1 -	6:22.029	6 - 1:32.127
2 -	1:39.485	7 - 1:30.568
3 -	1:33.545	8 - 1:30.975
4 -	1:31.468	9 - 1:30.576
5 -	1:30.896	10 - 1:30.373
2	John THOMASON	Triumph Spitfire 1500
1 -	5:50.172	6 - 1:40.111
2 -	1:40.106	7 - 1:37.812
3 -	1:36.794	8 - 1:34.423
4 -	1:35.344	9 - 1:35.411
5 -	1:38.248	
7	Brian ARCULUS	Jaguar XK120
1 -	5:32.010	6 - 1:36.220
2 -	1:37.895	7 - 1:39.129
3 -	1:37.373	8 - 1:37.883
4 -	1:36.974	9 - 1:38.233
5 -	1:36.678	10 - 1:37.758
10	Nigel ASHLEY	Alfa Romeo GT Junior
1 -	6:17.264	6 - 1:39.327
2 -	1:52.255	7 - 1:40.118
3 -	1:46.391	8 - 1:39.410
4 -	1:40.814	9 - 1:38.675
5 -	1:40.856	
14	Jai SHARMA	Lancia Fulvia
1 -	6:27.362	6 - 1:34.702
2 -	1:56.899	7 - 1:34.668
3 -	1:38.006	8 - 1:35.426
4 -	1:36.218	9 - 1:35.809
5 -	1:36.738	
15	Mike EAGLES	Milano GT Mk1
1 -	6:17.273	6 - 1:25.296
2 -	1:36.268	7 - 1:26.982
3 -	1:27.870	8 - 1:31.026
4 -	1:27.388	9 - 1:26.462
5 -	1:26.437	10 - 1:28.157

HSCC Historic Road Sports Championship (including class D1 70s Road Sports LAP ANALYSIS

(contd.)

17	Chris GAWNE	Lancia Aurelia B20 GT
1 -	6:33.243	6 - 1:49.780
2 -	1:53.089	7 - 1:49.234
3 -	2:11.817	8 - 1:49.979
4 -	1:52.310	
5 -	1:50.329	
19	Adam SIMMONDS	Ford Mustang
1 -	6:26.447	6 - 1:37.712
2 -	1:45.256	7 - 1:35.816
3 -	1:39.744	8 - 1:34.554
4 -	1:36.018	9 - 1:36.234
5 -	1:34.439	
25	David RANDALL	Ginetta G4
1 -	6:15.249	6 - 1:33.524
2 -	1:59.347	7 - 1:32.706
3 -	1:43.980	8 - 1:32.968
4 -	1:37.647	9 - 1:31.294
5 -	1:34.263	
26	Melvin FLOYD	Jaguar XK120
1 -	5:44.931	6 - 1:39.262
2 -	1:38.899	7 - 1:36.810
3 -	1:38.421	8 - 1:35.534
4 -	1:37.312	9 - 1:36.156
5 -	1:41.443	
32	Patrick WARD-BOOTH	Ginetta G4
1 -	6:04.973	
39	Jonathan HARTOP	Alfa 2000GTV
1 -	6:21.208	6 - 1:37.310
2 -	1:52.028	7 - 1:36.134
3 -	1:40.649	8 - 1:36.112
4 -	1:37.536	9 - 1:37.768
5 -	1:38.164	

HSCC Historic Road Sports Championship (including class D1 70s Road Sports LAP ANALYSIS

(contd.)


42	Malcolm SANDERS	Lotus Elan S3
1 -	5:41.975	6 - 1:32.307
2 -	1:39.187	7 - 1:29.961
3 -	1:36.699	8 - 5:00.120
4 -	1:34.926	
5 -	1:34.037	
48	Guy HARTNELL	Lancia Fulvia HF
1 -	6:30.942	6 - 4:53.901
2 -	1:52.370	7 - 1:39.524
3 -	1:45.700	
4 -	1:40.680	
5 -	1:39.236	
51	Mark WILSON	Ginetta G15
1 -	6:28.879	6 - 1:40.704
2 -	1:50.912	7 - 1:41.043
3 -	1:42.923	8 - 1:39.743
4 -	1:40.638	9 - 1:38.907
5 -	1:40.732	
53	Sir John CHISHOLM	Jaguar XK120
1 -	5:25.364	6 - 1:28.774
2 -	1:31.849	7 - 1:31.774
3 -	2:12.136	8 - 1:31.316
4 -	1:28.834	9 - 1:29.879
5 -	1:29.067	10 - 1:28.517
54	Martin HALLIDAY	Lotus Seven
1 -	6:25.731	6 - 1:31.996
2 -	1:50.646	7 - 1:30.985
3 -	1:40.915	8 - 1:29.488
4 -	1:34.402	9 - 1:30.242
5 -	1:36.172	
57	Mark HOBLE	Alfa Romeo GTV
1 -	6:20.715	6 - 1:39.847
2 -	1:51.109	7 - 1:40.477
3 -	1:46.037	8 - 1:40.528
4 -	1:42.078	9 - 1:39.992
5 -	1:39.841	

HSCC Historic Road Sports Championship (including class D1 70s Road Sports LAP ANALYSIS

(contd.)

60	Tom HARRIS	Lotus Elan S2
1 -	6:08.870	6 - 1:34.879
2 -	2:08.029	7 - 1:34.329
3 -	1:37.681	8 - 1:31.989
4 -	1:34.255	9 - 1:30.928
5 -	1:33.553	
63	Colin SHARP	Triumph TR4A
1 -	5:50.877	6 - 1:33.274
2 -	1:36.414	7 - 1:33.336
3 -	1:34.296	8 - 1:32.301
4 -	1:32.956	9 - 1:32.413
5 -	1:32.583	10 - 1:31.314
68	Jeremy ANSTEAD	Fiat X19
1 -	6:18.411	6 - 1:39.419
2 -	1:50.854	7 - 1:37.191
3 -	1:41.254	8 - 1:36.172
4 -	1:38.851	9 - 1:37.037
5 -	1:38.557	
69	Andy SHEPHERD	Lotus Seven Series II
1 -	5:24.996	6 - 1:25.957
2 -	1:28.067	7 - 1:26.769
3 -	1:27.173	8 - 1:27.258
4 -	1:28.164	9 - 1:26.851
5 -	1:26.464	
72	Jim GATHERCOLE	MG Midget
1 -	6:04.758	
2 -	1:33.750	
3 -	1:33.043	
4 -	1:30.677	
5 -	1:33.764	
74	Robin BATT	Jaguar E-Type
1 -	5:38.549	6 - 1:34.304
2 -	1:34.133	7 - 1:33.490
3 -	1:34.569	8 - 1:34.573
4 -	1:34.373	9 - 1:34.407
5 -	1:34.808	10 - 1:35.490

HSCC Historic Road Sports Championship (including class D1 70s Road Sports Grid - Race 2

ROW 12	1:49.234 17	GAWNE	6:04.973 32	WARD-BOOTH
ROW 11	1:39.236 48	HARTNELL	1:39.841 57	HOBLE
ROW 10	1:38.675 10	ASHLEY	1:38.907 51	WILSON
ROW 9	1:36.172 68	ANSTEAD	1:36.220 7	ARCULUS
ROW 8	1:35.534 26	FLOYD	1:36.112 39	HARTOP
ROW 7	1:34.439 19	SIMMONDS	1:34.668 14	SHARMA
ROW 6	1:33.490 74	BATT	1:34.423 2	THOMASON
ROW 5	1:31.294 25	RANDALL	1:31.314 63	SHARP
ROW 4	1:30.677 72	GATHERCOLE	1:30.928 60	HARRIS
ROW 3	1:29.961 42	SANDERS	1:30.373 1	BARRIE
ROW 2	1:28.517 53	CHISHOLM	1:29.488 54	HALLIDAY
ROW 1	1:25.296 15	EAGLES	1:25.957 69	SHEPHERD
POLE				
				

Car 53 Please Make Numbers Readable, Car 60 Fit Transponder

Weather/Track - Cloudy/Dry

These results are provisional until the conclusion of any judicial and technical matters.

Snetterton

Circuit Length = 1.9520 miles.

Start: 09:23 End: 09:38

Clerk of Course:	Stewards:	Timekeeper:
------------------	-----------	-------------

Race 3 AMOC/Millers Oils Historic Formula Junior QUALIFYING - Race 3

POS	NO	CL	NAME	NAT	ENTRY	TIME	LAPS	GAP	MPH
1	51	C	Michael HIBBERD		Lotus 20	1:20.273	10		87.54
2	84	C	Mark WOODHOUSE		Lotus 20	1:21.278	10	1.005	86.45
3	59	C	Robin LONGDON		Lola Mk5a	1:21.548	10	1.275	86.17
4	83	C	Barry WESTMORELAND		Lotus 22	1:23.118	10	2.845	84.54
5	52	C	James CLARIDGE		Lola Mk5	1:24.138	10	3.865	83.52
6	77	C	Steve SMITH		Cooper T59	1:24.242	10	3.969	83.41
7	79	C	Andrew HIBBERD		Lotus 22	1:24.313	11	4.040	83.34
8	78	C	Paul SMEETH		Lotus 22	1:25.573	10	5.300	82.11
9	10	C	Brian MITCHAM		Lola Mk2	1:26.401	9	6.128	81.33
10	81	C	David STEVENSON		Lotus 22	1:27.446	9	7.173	80.36
11	44	B	Derek WALKER		Crossle 4F	1:29.097	9	8.824	78.87
12	12	A2	Stuart ROACH		Alexis Mk2	1:30.585	9	10.312	77.57
13	29	A2	William GRIMSHAW		Gemini MkII	1:31.274	8	11.001	76.99
14	50	C	Gordon PATE		Lotus 20	1:31.514	9	11.241	76.78
15	42	B	Simon HAMILTON		Lotus 18	1:31.937	10	11.664	76.43
16	48	B	Paul HEWES		Lotus 18	1:32.391	9	12.118	76.05
17	7	A2	Duncan RABAGLIATI		Alexis HF1 FJ	1:33.662	9	13.389	75.02
18	25	A2	Bernard BROCK		Elva FJ	1:33.718	9	13.445	74.98
19	21	A1	Peter MULLEN		Osca FJ	1:34.990	9	14.717	73.97
20	47	B	Richard UTLEY		Caravelle Mk1	1:37.050	9	16.777	72.40
21	38	B	Chris MURPHY		Lotus 18	1:39.053	5	18.780	70.94
22	8	A2	Erica PILKINGTON		Gemini MkII	1:39.892	8	19.619	70.34
23	6	A2	Mike WALLER		BMC Huffaker LOAN TRANSPONDER	1:40.378	8	20.105	70.00

Cars 8, 29, 44, 47, 59 and 84 Fit Working Transponders

Weather/Track - Cloudy/Dry

These results are provisional until the conclusion of any judicial and technical matters.

Snetterton

Circuit Length = 1.9520 miles.

Start: 09:44 End: 09:59

Clerk of Course:	Stewards:	Timekeeper:

Race 3 AMOC/Millers Oils Historic Formula Junior LAP ANALYSIS

6	Mike WALLER	BMC Huffaker LOAN TRANSPONDER
1 - 3:12.344	6 - 1:40.797	
2 - 1:40.564	7 - 1:41.533	
3 - 1:42.163	8 - 1:40.378	
4 - 1:42.367		
5 - 1:40.618		
7	Duncan RABAGLIATI	Alexis HF1 FJ
1 - 2:50.187	6 - 1:33.989	
2 - 1:36.413	7 - 1:33.662	
3 - 1:43.454	8 - 1:36.696	
4 - 1:36.800	9 - 1:35.324	
5 - 1:34.293		
8	Erica PILKINGTON	Gemini MkII
1 - 3:54.308	6 - 1:40.783	
2 - 1:46.040	7 - 1:41.604	
3 - 1:43.185	8 - 1:40.581	
4 - 1:41.474		
5 - 1:39.892		
10	Brian MITCHAM	Lola Mk2
1 - 3:35.161	6 - 1:27.350	
2 - 1:52.843	7 - 1:27.160	
3 - 1:30.250	8 - 1:26.401	
4 - 1:27.973	9 - 1:26.409	
5 - 1:29.030		
12	Stuart ROACH	Alexis Mk2
1 - 3:10.205	6 - 1:31.204	
2 - 1:39.606	7 - 1:32.501	
3 - 1:37.932	8 - 1:30.697	
4 - 1:33.234	9 - 1:30.585	
5 - 1:32.070		
21	Peter MULLEN	Osca FJ
1 - 2:51.058	6 - 1:34.990	
2 - 1:37.237	7 - 1:35.447	
3 - 1:35.800	8 - 1:35.822	
4 - 1:35.969	9 - 1:37.224	
5 - 1:37.628		

Race 3 AMOC/Millers Oils Historic Formula Junior LAP ANALYSIS

(contd.)

25	Bernard BROCK	Elva FJ
1 -	3:33.009	6 - 1:35.016
2 -	1:44.093	7 - 1:34.596
3 -	1:37.301	8 - 1:33.718
4 -	1:35.533	9 - 1:36.464
5 -	1:34.046	
29	William GRIMSHAW	Gemini MkII
1 -	3:18.108	6 - 1:32.431
2 -	1:36.147	7 - 1:31.274
3 -	1:45.192	8 - 1:52.120
4 -	3:20.846	
5 -	1:34.277	
38	Chris MURPHY	Lotus 18
1 -	3:44.430	
2 -	1:44.190	
3 -	1:42.713	
4 -	1:41.845	
5 -	1:39.053	
42	Simon HAMILTON	Lotus 18
1 -	2:29.069	6 - 1:32.736
2 -	1:32.956	7 - 1:33.013
3 -	1:31.937	8 - 1:36.133
4 -	1:32.887	9 - 1:36.201
5 -	1:32.714	10 - 1:39.835
44	Derek WALKER	Crossle 4F
1 -	3:08.998	6 - 1:29.097
2 -	1:32.568	7 - 1:29.523
3 -	1:30.310	8 - 1:29.602
4 -	1:30.121	9 - 1:30.049
5 -	1:29.522	
47	Richard UTLEY	Caravelle Mk1
1 -	3:08.465	6 - 1:41.157
2 -	1:42.720	7 - 1:37.050
3 -	1:42.156	8 - 1:39.834
4 -	1:40.804	9 - 1:40.262
5 -	1:41.019	

Race 3 AMOC/Millers Oils Historic Formula Junior LAP ANALYSIS

(contd.)

48	Paul HEWES	Lotus 18
1 -	3:55.094	6 - 1:35.413
2 -	1:35.565	7 - 1:35.561
3 -	1:34.911	8 - 1:33.917
4 -	1:33.179	9 - 1:32.391
5 -	1:33.438	
50	Gordon PATE	Lotus 20
1 -	2:58.204	6 - 1:32.336
2 -	1:36.546	7 - 1:33.119
3 -	1:34.810	8 - 1:32.307
4 -	1:32.804	9 - 1:31.514
5 -	1:33.406	
51	Michael HIBBERD	Lotus 20
1 -	2:19.196	6 - 1:22.717
2 -	1:23.968	7 - 1:20.948
3 -	1:22.143	8 - 1:20.273
4 -	1:22.446	9 - 1:24.101
5 -	1:20.426	10 - 1:27.898
52	James CLARIDGE	Lola Mk5
1 -	2:27.047	6 - 1:29.507
2 -	1:28.176	7 - 1:25.154
3 -	1:30.368	8 - 1:25.118
4 -	1:24.138	9 - 1:28.104
5 -	1:27.421	10 - 1:27.299
59	Robin LONGDON	Lola Mk5a
1 -	2:51.764	6 - 1:23.104
2 -	1:26.035	7 - 1:22.921
3 -	1:23.550	8 - 1:21.548
4 -	1:23.808	9 - 1:25.215
5 -	1:23.099	10 - 1:22.337
77	Steve SMITH	Cooper T59
1 -	2:26.662	6 - 1:26.601
2 -	1:28.114	7 - 1:26.669
3 -	1:27.985	8 - 1:25.362
4 -	1:26.679	9 - 1:26.445
5 -	1:27.084	10 - 1:24.242

Race 3 AMOC/Millers Oils Historic Formula Junior LAP ANALYSIS

(contd.)

78	Paul SMEETH	Lotus 22	
1 -	2:42.709	6 - 1:26.972	
2 -	1:28.428	7 - 1:26.567	
3 -	1:28.609	8 - 1:25.573	
4 -	1:28.102	9 - 1:25.663	
5 -	1:28.347	10 - 1:25.701	
79	Andrew HIBBERD	Lotus 22	
1 -	2:18.686	6 - 1:25.934	11 - 1:34.508
2 -	1:27.095	7 - 1:24.725	
3 -	1:27.050	8 - 1:27.075	
4 -	1:25.483	9 - 1:25.911	
5 -	1:25.902	10 - 1:24.313	
81	David STEVENSON	Lotus 22	
1 -	3:42.624	6 - 1:28.330	
2 -	1:32.386	7 - 1:27.446	
3 -	1:30.695	8 - 1:27.472	
4 -	1:30.204	9 - 1:29.884	
5 -	1:30.299		
83	Barry WESTMORELAND	Lotus 22	
1 -	2:50.529	6 - 1:28.516	
2 -	1:26.500	7 - 1:27.278	
3 -	1:25.346	8 - 1:23.735	
4 -	1:29.659	9 - 1:24.536	
5 -	1:27.641	10 - 1:23.118	
84	Mark WOODHOUSE	Lotus 20	
1 -	2:44.091	6 - 1:22.780	
2 -	1:27.305	7 - 1:22.168	
3 -	1:24.474	8 - 1:22.154	
4 -	1:25.700	9 - 1:21.278	
5 -	1:24.284	10 - 1:24.735	

Race 3 AMOC/Millers Oils Historic Formula Junior

GRID - Race 3

ROW 12	1:40.378 6 WALLER	
ROW 11	1:39.053 38 MURPHY	1:39.892 8 PILKINGTON
ROW 10	1:34.990 21 MULLEN	1:37.050 47 UTLEY
ROW 9	1:33.662 7 RABAGLIATI	1:33.718 25 BROCK
ROW 8	1:31.937 42 HAMILTON	1:32.391 48 HEWES
ROW 7	1:31.274 29 GRIMSHAW	1:31.514 50 PATE
ROW 6	1:29.097 44 WALKER	1:30.585 12 ROACH
ROW 5	1:26.401 10 MITCHAM	1:27.446 81 STEVENSON
ROW 4	1:24.313 79 HIBBERD	1:25.573 78 SMEETH
ROW 3	1:24.138 52 CLARIDGE	1:24.242 77 SMITH
ROW 2	1:21.548 59 LONGDON	1:23.118 83 WESTMORELAND
ROW 1	1:20.273 51 HIBBERD	1:21.278 84 WOODHOUSE
	POLE	

Cars 8, 29, 44, 47, 59 and 84 Fit Working Transponders

Weather/Track - Cloudy/Dry

These results are provisional until the conclusion of any judicial and technical matters.

Snetterton

Circuit Length = 1.9520 miles.

Start: 09:44 End: 09:59

Clerk of Course:	Stewards:	Timekeeper:
------------------	-----------	-------------

Race 4 HSCC/HRSR Historic Racing Saloons Championship supported by Fargo Co
QUALIFYING - Race 4

POS	NO	CL	NAME	NAT	ENTRY	TIME	LAPS	GAP	MPH
1	21	A	Graeme DODD		Jaguar MkII	1:25.248	11		82.43
2	35	B	James DODD		Alfa Romeo Giulia Sprint GT	1:25.952	7	0.704	81.75
3	46	C	Dan COX		Ford Anglia	1:26.272	10	1.024	81.45
4	31	B	Les ELY		BMW 2000	1:26.501	11	1.253	81.23
5	54	C	Neil WOOD		Ford Anglia 105E	1:26.818	10	1.570	80.94
6	32	B	Mark GARRITT		Alfa Romeo Giulia Sports	1:27.415	10	2.167	80.38
7	85	D	Roger GODFREY		Austin Cooper S	1:28.287	10	3.039	79.59
8	50	C	Steve READ		Ford Anglia	1:28.457	10	3.209	79.44
9	52	C	Peter ERGIS		Ford Cortina GT	1:30.210	10	4.962	77.89
10	77	D	Roger EBDON		Morris Mini	1:30.897	10	5.649	77.30
11	49	C	Peter HORE		Lotus Cortina	1:31.530	6	6.282	76.77
12	87	E	Simon BENOY		Sunbeam Imp	1:33.241	10	7.993	75.36
13	98	E	Alan KITSON		Singer Chamois	1:34.026	10	8.778	74.73
14	1	E	Adrian OLIVER		Hillman Imp	1:34.892	9	9.644	74.05
15	94	E	Steve PLATTS		Singer Chamois	1:35.330	9	10.082	73.71
16	91	E	Vince FROST		Hillman Imp	1:42.440	8	17.192	68.59
17	68	C	Richard CROSS		Riley 1.5	1:46.972	8	21.724	65.69

Cars 1 and 21 Please Fit Working Transponders

Weather/Track - Cloudy/Dry

These results are provisional until the conclusion of any judicial and technical matters.

Snetterton

Circuit Length = 1.9520 miles.

Start: 10:15 End: 10:30

Clerk of Course:	Stewards:	Timekeeper:
------------------	-----------	-------------

Race 4 HSCC/HRSR Historic Racing Saloons Championship supported by Fargo Co

LAP ANALYSIS

1	Adrian OLIVER	Hillman Imp
1 - X:00.000	6 - 1:35.460	
2 - 1:45.802	7 - 1:35.254	
3 - 1:38.324	8 - 1:35.981	
4 - 1:35.804	9 - 1:34.892	
5 - 1:35.484		
21	Graeme DODD	Jaguar MkII
1 - X:00.000	6 - 1:29.231	11 - 1:27.347
2 - 1:26.333	7 - 1:26.189	
3 - 1:25.637	8 - 1:25.431	
4 - 1:25.248	9 - 1:38.139	
5 - 1:29.193	10 - 1:34.883	
31	Les ELY	BMW 2000
1 - X:00.000	6 - 1:26.501	11 - 1:26.505
2 - 1:31.101	7 - 1:27.164	
3 - 1:29.121	8 - 1:27.045	
4 - 1:28.816	9 - 1:26.579	
5 - 1:27.303	10 - 1:28.216	
32	Mark GARRITT	Alfa Romeo Giulia Sports
1 - X:00.000	6 - 1:27.676	
2 - 1:36.346	7 - 1:27.415	
3 - 1:29.972	8 - 1:27.903	
4 - 1:29.544	9 - 1:27.439	
5 - 1:29.929	10 - 1:29.106	
35	James DODD	Alfa Romeo Giulia Sprint GT
1 - X:00.000	6 - 1:27.159	
2 - 1:26.497	7 - 1:25.952	
3 - 1:25.996		
4 - 1:26.152		
5 - 1:26.619		
46	Dan COX	Ford Anglia
1 - X:00.000	6 - 1:28.484	
2 - 1:31.727	7 - 1:28.087	
3 - 1:35.975	8 - 1:27.272	
4 - 1:41.051	9 - 1:27.246	
5 - 1:27.317	10 - 1:26.272	
49	Peter HORE	Lotus Cortina
1 - X:00.000	6 - 1:33.305	
2 - 1:37.051		
3 - 1:35.229		
4 - 1:33.195		
5 - 1:31.530		

Race 4 HSCC/HRSR Historic Racing Saloons Championship supported by Fargo Co

LAP ANALYSIS

(contd.)

50	Steve READ	Ford Anglia
1 -	X:00.000	6 - 1:29.580
2 -	1:32.590	7 - 1:28.683
3 -	1:31.421	8 - 1:29.584
4 -	1:30.717	9 - 1:29.670
5 -	1:28.997	10 - 1:28.457
52	Peter ERGIS	Ford Cortina GT
1 -	X:00.000	6 - 1:30.653
2 -	1:36.509	7 - 1:30.210
3 -	1:31.975	8 - 1:39.394
4 -	1:31.750	9 - 1:30.309
5 -	1:32.732	10 - 1:31.131
54	Neil WOOD	Ford Anglia 105E
1 -	X:00.000	6 - 1:26.818
2 -	1:32.435	7 - 1:27.036
3 -	1:29.576	8 - 1:27.014
4 -	1:29.298	9 - 1:30.017
5 -	1:28.731	10 - 1:29.947
68	Richard CROSS	Riley 1.5
1 -	X:00.000	6 - 1:50.172
2 -	1:48.750	7 - 1:48.453
3 -	1:47.934	8 - 1:49.369
4 -	1:47.716	
5 -	1:46.972	
77	Roger EBDON	Morris Mini
1 -	X:00.000	6 - 1:32.219
2 -	1:34.659	7 - 1:32.247
3 -	1:33.829	8 - 1:31.857
4 -	1:32.907	9 - 1:30.897
5 -	1:32.684	10 - 1:31.133
85	Roger GODFREY	Austin Cooper S
1 -	X:00.000	6 - 1:28.979
2 -	1:30.953	7 - 1:28.287
3 -	1:29.758	8 - 1:29.068
4 -	1:29.217	9 - 1:30.833
5 -	1:28.490	10 - 1:29.559
87	Simon BENOY	Sunbeam Imp
1 -	X:00.000	6 - 1:33.635
2 -	1:37.702	7 - 1:33.241
3 -	1:34.165	8 - 1:34.818
4 -	1:34.137	9 - 1:34.972
5 -	1:34.235	10 - 1:34.237

Race 4 HSCC/HRSR Historic Racing Saloons Championship supported by Fargo Co: LAP ANALYSIS

(contd.)

91	Vince FROST	Hillman Imp
1 - X:00.000	6 - 1:44.020	
2 - 1:52.031	7 - 1:43.328	
3 - 1:48.576	8 - 1:42.440	
4 - 1:46.092		
5 - 1:44.642		
94	Steve PLATTS	Singer Chamois
1 - X:00.000	6 - 1:36.779	
2 - 1:39.985	7 - 1:35.330	
3 - 1:37.893	8 - 1:37.155	
4 - 1:38.286	9 - 1:36.477	
5 - 1:36.608		
98	Alan KITSON	Singer Chamois
1 - X:00.000	6 - 1:34.529	
2 - 1:40.963	7 - 1:34.241	
3 - 1:36.982	8 - 1:34.041	
4 - 1:35.381	9 - 1:36.696	
5 - 1:34.026	10 - 1:37.615	

Race 4 HSCC/HRSR Historic Racing Saloons Championship supported by Fargo Co
GRID - Race 4

ROW 9	1:46.972 68 CROSS	
ROW 8	1:35.330 94 PLATTS	1:42.440 91 FROST
ROW 7	1:34.026 98 KITSON	1:34.892 1 OLIVER
ROW 6	1:31.530 49 HORE	1:33.241 87 BENOY
ROW 5	1:30.210 52 ERGIS	1:30.897 77 EBDON
ROW 4	1:28.287 85 GODFREY	1:28.457 50 READ
ROW 3	1:26.818 54 WOOD	1:27.415 32 GARRITT
ROW 2	1:26.272 46 COX	1:26.501 31 ELY
ROW 1	1:25.248 21 DODD	1:25.952 35 DODD
POLE		

Cars 1 and 21 Please Fit Working Transponders

Weather/Track - Cloudy/Dry

These results are provisional until the conclusion of any judicial and technical matters.

Snetterton

Circuit Length = 1.9520 miles.

Start: 10:15 End: 10:30

Clerk of Course:	Stewards:	Timekeeper:
------------------	-----------	-------------

Race 5 HSCC Legends Racing Historic Formula Ford supported by Avon tyres QUALIFYING - Race 5

POS	NO	CL	NAME	NAT	ENTRY	TIME	LAPS	GAP	MPH
1	87		Nelson ROWE		Crossle 20 F	1:17.585	10		90.57
2	42		Nigel BANCROFT		Crossle 20F	1:19.047	11	1.462	88.89
3	82		Lord DRAYSON		Merlyn Mk20	1:19.372	11	1.787	88.53
4	7		John GOLDSMITH		Macon MR8B	1:19.393	9	1.808	88.51
5	85		C. LILLINGSTON-PRICE		Merlyn Mk11	1:19.443	11	1.858	88.45
6	57		David WILD		Lola T200	1:19.484	11	1.899	88.41
7	77		Chris SHARPLES		Palliser WDF1	1:19.783	11	2.198	88.07
8	44		John BLADON		Merlyn Mk11A	1:20.120	11	2.535	87.70
9	66		Gregory THORNTON		Titan MK 4	1:20.529	11	2.944	87.26
10	45		Colin WRIGHT		Merlyn Mk 17	1:20.856	11	3.271	86.91
11	27		Dick DIXON		Lotus 61	1:20.938	11	3.353	86.82
12	62		Keith NORMAN		Palliser WDF3	1:21.065	10	3.480	86.68
13	2		Paul SLEEMAN		Jamun T2	1:21.718	4	4.133	85.99
14	96	N	Dean BOWER		Hawke DL2B	1:21.721	11	4.136	85.99
15	48		Crispin SCHLAEFLI		Macon MR8	1:22.671	11	5.086	85.00
16	78		Neil FENDER		Jamun T2	1:22.849	11	5.264	84.81
17	20		Henry SCOTT		Lola T200	1:22.938	11	5.353	84.72
18	86		George FOWLER		Macon MR8	1:23.046	5	5.461	84.61
19	58		Terry VAN DER ZEE		Nike MK4	1:23.783	11	6.198	83.87
20	39		Michael RICHINGS		Alexis 15	1:23.831	11	6.246	83.82

Car 82 Please Fit Transponder

Weather/Track - Cloudy/Dry

These results are provisional until the conclusion of any judicial and technical matters.

Snetterton

Circuit Length = 1.9520 miles.

Start: 10:36 End: 10:51

Clerk of Course:	Stewards:	Timekeeper:

Race 5 HSCC Legends Racing Historic Formula Ford supported by Avon tyres LAP ANALYSIS

2	Paul SLEEMAN	Jamun T2
1 - 7:37.013 2 - 1:21.718 3 - 1:22.002 4 - 1:22.631		
7	John GOLDSMITH	Macon MR8B
1 - 7:32.287 6 - 1:20.864 2 - 1:23.973 7 - 1:20.856 3 - 1:23.891 8 - 1:19.393 4 - 1:22.940 9 - 1:19.960 5 - 1:22.058		
20	Henry SCOTT	Lola T200
1 - 7:57.370 6 - 1:24.061 11 - 1:22.938 2 - 1:31.116 7 - 1:24.006 3 - 1:27.317 8 - 1:24.771 4 - 1:25.446 9 - 1:23.220 5 - 1:24.900 10 - 1:23.165		
27	Dick DIXON	Lotus 61
1 - 7:49.448 6 - 1:21.457 11 - 1:25.998 2 - 1:28.856 7 - 1:20.938 3 - 1:25.193 8 - 1:21.863 4 - 1:25.618 9 - 1:21.622 5 - 1:24.306 10 - 1:22.467		
39	Michael RICHINGS	Alexis 15
1 - 7:37.629 6 - 1:26.336 11 - 1:34.650 2 - 1:24.862 7 - 1:24.902 3 - 1:25.418 8 - 1:24.848 4 - 1:24.302 9 - 1:24.785 5 - 1:25.045 10 - 1:23.831		
42	Nigel BANCROFT	Crossle 20F
1 - 7:52.994 6 - 1:20.376 11 - 1:21.285 2 - 1:27.297 7 - 1:19.047 3 - 1:22.357 8 - 1:19.941 4 - 1:19.911 9 - 1:19.937 5 - 1:20.582 10 - 1:28.757		
44	John BLADON	Merlyn Mk11A
1 - 7:53.608 6 - 1:21.267 11 - 1:20.741 2 - 1:27.987 7 - 1:20.378 3 - 1:22.309 8 - 1:21.445 4 - 1:22.281 9 - 1:20.120 5 - 1:21.278 10 - 1:21.423		

Race 5 HSCC Legends Racing Historic Formula Ford supported by Avon tyres LAP ANALYSIS

(contd.)

45	Colin WRIGHT	Merlyn Mk 17
1 - 7:46.420	6 - 1:22.309	11 - 1:20.856
2 - 1:28.155	7 - 1:22.593	
3 - 1:24.092	8 - 1:23.047	
4 - 1:22.661	9 - 1:21.953	
5 - 1:24.540	10 - 1:20.888	
48	Crispin SCHLAEFLI	Macon MR8
1 - 7:50.739	6 - 1:23.919	11 - 1:22.671
2 - 1:35.181	7 - 1:24.383	
3 - 1:26.516	8 - 1:23.777	
4 - 1:24.685	9 - 1:23.002	
5 - 1:24.229	10 - 1:22.766	
57	David WILD	Lola T200
1 - 7:54.322	6 - 1:21.074	11 - 1:22.269
2 - 1:27.669	7 - 1:20.172	
3 - 1:22.349	8 - 1:20.582	
4 - 1:22.926	9 - 1:19.484	
5 - 1:20.841	10 - 1:20.686	
58	Terry VAN DER ZEE	Nike MK4
1 - 7:49.372	6 - 1:23.783	11 - 1:24.070
2 - 1:27.771	7 - 1:24.230	
3 - 1:25.344	8 - 1:24.914	
4 - 1:26.294	9 - 1:23.909	
5 - 1:25.228	10 - 1:25.212	
62	Keith NORMAN	Palliser WDF3
1 - 7:46.142	6 - 1:21.655	
2 - 1:26.229	7 - 1:21.143	
3 - 1:22.812	8 - 1:22.694	
4 - 1:21.994	9 - 1:21.145	
5 - 1:21.065	10 - 1:21.262	
66	Gregory THORNTON	Titan MK 4
1 - 7:38.605	6 - 1:20.833	11 - 1:20.529
2 - 1:24.098	7 - 1:20.936	
3 - 1:23.072	8 - 1:21.836	
4 - 1:21.903	9 - 1:21.036	
5 - 1:21.496	10 - 1:21.771	
77	Chris SHARPLES	Palliser WDF1
1 - 7:52.660	6 - 1:21.260	11 - 1:20.912
2 - 1:27.298	7 - 1:20.703	
3 - 1:23.469	8 - 1:19.819	
4 - 1:21.271	9 - 1:19.783	
5 - 1:21.503	10 - 1:22.172	


Race 5 HSCC Legends Racing Historic Formula Ford supported by Avon tyres LAP ANALYSIS

(contd.)

78	Neil FENDER	Jamun T2
1 - 7:42.641	6 - 1:22.930	11 - 1:23.312
2 - 1:29.574	7 - 1:23.638	
3 - 1:25.067	8 - 1:22.940	
4 - 1:23.893	9 - 1:22.849	
5 - 1:28.225	10 - 1:22.924	
82	Lord DRAYSON	Merlyn Mk20
1 - 7:39.376	6 - 1:20.954	11 - 1:19.584
2 - 1:22.214	7 - 1:20.149	
3 - 1:21.631	8 - 1:19.372	
4 - 1:20.490	9 - 1:21.878	
5 - 1:21.518	10 - 1:20.433	
85	C. LILLINGSTON-PRICE	Merlyn Mk11
1 - 7:51.681	6 - 1:20.205	11 - 1:19.712
2 - 1:27.986	7 - 1:19.618	
3 - 1:22.987	8 - 1:19.619	
4 - 1:21.268	9 - 1:19.443	
5 - 1:21.512	10 - 1:20.784	
86	George FOWLER	Macon MR8
1 - 7:41.570		
2 - X:00.000		
3 - 1:25.055		
4 - 1:23.158		
5 - 1:23.046		
87	Nelson ROWE	Crossle 20 F
1 - 7:27.061	6 - 1:18.087	
2 - 1:19.909	7 - 1:17.585	
3 - 1:18.718	8 - 1:17.973	
4 - 1:18.521	9 - 3:33.767	
5 - 1:18.507	10 - 1:18.643	
96	Dean BOWER	Hawke DL2B
1 - 8:01.906	6 - 1:22.430	11 - 1:23.047
2 - 1:27.367	7 - 1:22.323	
3 - 1:24.743	8 - 1:21.721	
4 - 1:24.027	9 - 1:22.936	
5 - 1:23.973	10 - 1:22.956	

Race 5 HSCC Legends Racing Historic Formula Ford supported by Avon tyres

GRID - Race 5

ROW 10	1:23.783 58 VAN DER ZEE	1:23.831 39 RICHINGS
ROW 9	1:22.938 20 SCOTT	1:23.046 86 FOWLER
ROW 8	1:22.671 48 SCHLAEFLI	1:22.849 78 FENDER
ROW 7	1:21.718 2 SLEEMAN	1:21.721 96 BOWER
ROW 6	1:20.938 27 DIXON	1:21.065 62 NORMAN
ROW 5	1:20.529 66 THORNTON	1:20.856 45 WRIGHT
ROW 4	1:19.783 77 SHARPLES	1:20.120 44 BLADON
ROW 3	1:19.443 85 C. LILLINGSTON-PRICE	1:19.484 57 WILD
ROW 2	1:19.372 82 DRAYSON	1:19.393 7 GOLDSMITH
ROW 1	1:17.585 87 ROWE	1:19.047 42 BANCROFT
POLE		
		

Car 82 Please Fit Transponder

Weather/Track - Cloudy/Dry

These results are provisional until the conclusion of any judicial and technical matters.

Snetterton

Circuit Length = 1.9520 miles.

Start: 10:36 End: 10:51

Clerk of Course:	Stewards:	Timekeeper:

Race 6 70s Road Sports Championship for the Wesprey Castings Trophy

QUALIFYING - Race 6

POS	NO	CL	NAME	NAT	ENTRY	TIME	LAPS	GAP	MPH
1	24	B	Charles BARTER		Datsun 240Z	1:24.285	10		83.37
2	46	B	Jim BAYNAM		TVR Tuscan V6	1:24.625	11	0.340	83.03
3	9	B	Julian BARTER		TVR 3000M	1:25.652	10	1.367	82.04
4	1	A	Richard THORNE		Morgan +8	1:26.196	10	1.911	81.52
5	44	C	Alan HARPER		Lotus Elan S4	1:26.525	10	2.240	81.21
6	54	F	Chris HOLLAND		Lotus 7S4	1:26.905	10	2.620	80.86
7	3	A	Paul CONWAY		Morgan +8	1:27.320	10	3.035	80.47
8	27	B	Matthew BANNISTER		Datsun 240Z	1:27.329	10	3.044	80.46
9	77	A	Andrew SHARP		Porsche 928	1:28.099	10	3.814	79.76
10	29	A	Philip BRIGGS		Porsche 928	1:28.638	10	4.353	79.28
11	26	B	Paul STAFFORD		Datsun 240Z	1:28.913	10	4.628	79.03
12	15	A	Philip MCKELVEY		Morgan +8	1:29.130	10	4.845	78.84
13	40	C	Bill BRAITHWAITE		Lotus Elan	1:29.311	9	5.026	78.68
14	31	A	Mark BENNETT		MGB GTV8	1:29.582	10	5.297	78.44
15	64	A	Paul ANDERSON		Porsche 928	1:30.728	10	6.443	77.45
16	33	B	Clive FOSKETT		Datsun 240Z	1:30.979	9	6.694	77.24
17	16	A	Trevor ROWNEY		MGB GTV8	1:31.078	10	6.793	77.15
18	61	D2	Luke CLARK-BAGNALL		Triumph GT6 Mk3	1:32.055	9	7.770	76.33
19	98	C	Bob TROTTER		Ford Escort RS2000	1:32.244	9	7.959	76.18
20	20	D2	John HILLON		Porsche 924	1:33.251	9	8.966	75.35
21	23	D2	William MORTON		Alfa Romeo Alfetta GTV	1:33.274	9	8.989	75.33
22	8	A	Neville DAY		Pontiac Firebird	1:33.527	7	9.242	75.13
23	42	C	Ross BRAITHWAITE		Lotus Europa	1:33.716	9	9.431	74.98
24	39	D2	Jonathan HARTOP		Alfa 2000GTV	1:33.878	9	9.593	74.85
25	70	C	Simon ROBERTS		Lotus Esprit	1:34.238	6	9.953	74.56
26	59	E	Ralph HARWOOD-PENN		MG Midget	1:35.005	9	10.720	73.96
27	57	D2	Mark OLDFIELD		Alfa Romeo Alfetta GTV	1:35.243	6	10.958	73.78
28	60	D2	David MARSHALL		Lancia Beta Monte Carlo	1:42.654	9	18.369	68.45
29	69	D2	Peter HEAD		MGB Roadster	1:44.757	8	20.472	67.08

Weather/Track - Cloudy/Dry

These results are provisional until the conclusion of any judicial and technical matters.

Snetterton
Circuit Length = 1.9520 miles.
Start: 10:59 End: 11:14

Clerk of Course:	Stewards:	Timekeeper:

**Race 6 70s Road Sports Championship for the Wesprey Castings Trophy
GRID - Race 6**

ROW 15	1:44.757	69	HEAD	
ROW 14			1:35.243	57
ROW 14			1:42.654	60
ROW 14			OLDFIELD	MARSHALL
ROW 13	1:34.238	70	ROBERTS	59
ROW 13			1:35.005	HARWOOD-PENN
ROW 12			1:33.716	42
ROW 12			1:33.878	39
ROW 12			BRAITHWAITE	HARTOP
ROW 11	1:33.274	23	MORTON	8
ROW 11			1:33.527	DAY
ROW 10			1:32.244	98
ROW 10			1:33.251	20
ROW 10			TROTTER	HILLON
ROW 9	1:31.078	16	ROWNEY	61
ROW 9			1:32.055	CLARK-BAGNALL
ROW 8			1:30.728	64
ROW 8			1:30.979	33
ROW 8			ANDERSON	FOSKETT
ROW 7	1:29.311	40	BRAITHWAITE	31
ROW 7			1:29.582	BENNETT
ROW 6			1:28.913	26
ROW 6			1:29.130	15
ROW 6			STAFFORD	MCKELVEY
ROW 5	1:28.099	77	SHARP	29
ROW 5			1:28.638	BRIGGS
ROW 4			1:27.320	3
ROW 4			1:27.329	27
ROW 4			CONWAY	BANNISTER
ROW 3	1:26.525	44	HARPER	54
ROW 3			1:26.905	HOLLAND
ROW 2			1:25.652	9
ROW 2			1:26.196	1
ROW 2			BARTER	THORNE
ROW 1	1:24.285	24	BARTER	46
ROW 1			1:24.625	BAYNAM
			POLE	

Weather/Track - Cloudy/Dry

These results are provisional until the conclusion of any judicial and technical matters.

Snetterton

Circuit Length = 1.9520 miles.

Start: 10:59 End: 11:14

Clerk of Course:	Stewards:	Timekeeper:
------------------	-----------	-------------

Race 6 70s Road Sports Championship for the Wesprey Castings Trophy LAP ANALYSIS

1	Richard THORNE	Morgan +8
1 - 8:04.934	6 - 1:26.604	
2 - 1:30.171	7 - 1:26.196	
3 - 1:30.037	8 - 1:26.476	
4 - 1:28.155	9 - 1:26.610	
5 - 1:27.588	10 - 1:27.923	
3	Paul CONWAY	Morgan +8
1 - 7:58.742	6 - 1:30.406	
2 - 1:36.129	7 - 1:34.341	
3 - 1:29.682	8 - 1:34.697	
4 - 1:28.976	9 - 1:27.320	
5 - 1:29.161	10 - 1:28.472	
8	Neville DAY	Pontiac Firebird
1 - 8:47.916	6 - 1:33.987	
2 - 1:40.828	7 - 1:33.527	
3 - 1:39.312		
4 - 1:36.363		
5 - 1:35.783		
9	Julian BARTER	TVR 3000M
1 - 8:40.561	6 - 1:38.191	
2 - 1:31.370	7 - 1:26.640	
3 - 1:27.754	8 - 1:26.937	
4 - 1:30.060	9 - 1:29.288	
5 - 1:25.652	10 - 1:25.866	
15	Philip MCKELVEY	Morgan +8
1 - 7:41.626	6 - 1:29.337	
2 - 1:30.114	7 - 1:29.228	
3 - 1:29.130	8 - 1:30.419	
4 - 1:29.340	9 - 1:30.381	
5 - 1:30.114	10 - 1:31.562	
16	Trevor ROWNEY	MGB GTV8
1 - 7:56.717	6 - 1:32.161	
2 - 1:37.296	7 - 1:31.078	
3 - 1:33.059	8 - 1:32.757	
4 - 1:32.465	9 - 1:32.054	
5 - 1:31.594	10 - 1:32.792	

Race 6 70s Road Sports Championship for the Wesprey Castings Trophy LAP ANALYSIS

(contd.)

20	John HILLON	Porsche 924
1 -	8:02.036	6 - 1:33.744
2 -	1:38.923	7 - 1:34.348
3 -	1:35.411	8 - 1:33.799
4 -	1:34.128	9 - 1:59.899
5 -	1:33.251	
23	William MORTON	Alfa Romeo Alfetta GTV
1 -	8:34.962	6 - 1:33.310
2 -	1:37.266	7 - 1:33.274
3 -	1:35.619	8 - 1:33.594
4 -	1:34.896	9 - 1:36.740
5 -	1:33.648	
24	Charles BARTER	Datsun 240Z
1 -	8:01.806	6 - 1:26.499
2 -	1:30.802	7 - 1:24.672
3 -	1:25.614	8 - 1:24.285
4 -	1:24.803	9 - 1:24.842
5 -	1:24.363	10 - 1:24.666
26	Paul STAFFORD	Datsun 240Z
1 -	8:28.690	6 - 1:30.635
2 -	1:30.812	7 - 1:29.808
3 -	1:30.769	8 - 1:30.136
4 -	1:30.988	9 - 1:29.276
5 -	1:31.357	10 - 1:28.913
27	Matthew BANNISTER	Datsun 240Z
1 -	8:51.378	6 - 1:28.024
2 -	1:32.131	7 - 1:27.329
3 -	1:36.238	8 - 1:28.151
4 -	1:29.224	9 - 1:27.706
5 -	1:27.687	10 - 1:27.700
29	Philip BRIGGS	Porsche 928
1 -	8:07.534	6 - 1:29.164
2 -	1:34.571	7 - 1:29.644
3 -	1:32.251	8 - 1:28.638
4 -	1:30.533	9 - 1:43.052
5 -	1:30.804	10 - 1:30.330

Race 6 70s Road Sports Championship for the Wesprey Castings Trophy LAP ANALYSIS

(contd.)

31	Mark BENNETT	MGB GTV8
1 - 8:19.113	6 - 1:29.582	
2 - 1:31.224	7 - 1:29.702	
3 - 1:33.448	8 - 1:31.573	
4 - 1:31.222	9 - 1:31.517	
5 - 1:30.662	10 - 1:29.769	
33	Clive FOSKETT	Datsun 240Z
1 - 8:51.578	6 - 1:31.470	
2 - 1:38.895	7 - 1:30.979	
3 - 1:35.174	8 - 1:32.019	
4 - 1:33.303	9 - 1:34.254	
5 - 1:33.131		
39	Jonathan HARTOP	Alfa 2000GTV
1 - 8:36.800	6 - 1:35.330	
2 - 1:36.120	7 - 1:34.133	
3 - 1:36.478	8 - 1:33.878	
4 - 1:34.295	9 - 1:35.972	
5 - 1:35.095		
40	Bill BRAITHWAITE	Lotus Elan
1 - 8:41.316	6 - 1:30.861	
2 - 1:35.449	7 - 1:31.275	
3 - 1:33.204	8 - 1:30.490	
4 - 1:31.979	9 - 1:29.311	
5 - 1:31.918		
42	Ross BRAITHWAITE	Lotus Europa
1 - 8:31.493	6 - 1:36.977	
2 - 1:40.012	7 - 1:36.110	
3 - 1:42.274	8 - 1:34.276	
4 - 1:37.680	9 - 1:33.716	
5 - 1:35.371		
44	Alan HARPER	Lotus Elan S4
1 - 7:58.849	6 - 1:26.914	
2 - 1:33.090	7 - 1:28.228	
3 - 1:26.525	8 - 1:28.787	
4 - 1:28.763	9 - 1:27.095	
5 - 1:27.928	10 - 1:26.943	

Race 6 70s Road Sports Championship for the Wesprey Castings Trophy LAP ANALYSIS

(contd.)

46	Jim BAYNAM	TVR Tuscan V6
1 - 7:37.870	6 - 1:26.469	11 - 1:24.625
2 - 1:28.013	7 - 1:26.010	
3 - 1:26.958	8 - 1:26.017	
4 - 1:28.038	9 - 1:25.611	
5 - 1:25.924	10 - 1:27.609	
54	Chris HOLLAND	Lotus 7S4
1 - 8:09.922	6 - 1:27.892	
2 - 1:33.215	7 - 1:27.893	
3 - 1:30.600	8 - 1:28.617	
4 - 1:28.416	9 - 1:28.697	
5 - 1:28.890	10 - 1:26.905	
57	Mark OLDFIELD	Alfa Romeo Alfetta GTV
1 - 8:12.762	6 - 1:35.489	
2 - 1:36.021		
3 - 1:40.650		
4 - 1:36.067		
5 - 1:35.243		
59	Ralph HARWOOD-PENN	MG Midget
1 - 8:24.365	6 - 1:35.005	
2 - 1:38.433	7 - 1:36.016	
3 - 1:36.914	8 - 1:35.587	
4 - 1:35.564	9 - 1:40.076	
5 - 1:38.025		
60	David MARSHALL	Lancia Beta Monte Carlo
1 - 7:56.909	6 - 1:42.654	
2 - 1:46.018	7 - 1:44.376	
3 - 1:46.388	8 - 1:43.613	
4 - 1:43.649	9 - 1:43.920	
5 - 1:43.722		
61	Luke CLARK-BAGNALL	Triumph GT6 Mk3
1 - 8:19.438	6 - 1:33.729	
2 - 1:39.917	7 - 1:32.055	
3 - 1:38.135	8 - 1:33.201	
4 - 1:36.114	9 - 1:32.625	
5 - 1:35.256		

Race 6 70s Road Sports Championship for the Wesprey Castings Trophy LAP ANALYSIS

(contd.)

64	Paul ANDERSON	Porsche 928
1 -	7:57.779	6 - 1:34.469
2 -	1:45.371	7 - 1:32.213
3 -	1:37.545	8 - 1:30.905
4 -	1:35.180	9 - 1:32.545
5 -	1:33.472	10 - 1:30.728
69	Peter HEAD	MGB Roadster
1 -	8:51.143	6 - 1:45.668
2 -	1:46.888	7 - 1:44.757
3 -	1:54.784	8 - 1:46.285
4 -	1:46.627	
5 -	1:45.330	
70	Simon ROBERTS	Lotus Esprit
1 -	8:07.841	6 - 1:35.685
2 -	1:37.624	
3 -	1:50.320	
4 -	1:36.608	
5 -	1:34.238	
77	Andrew SHARP	Porsche 928
1 -	7:45.389	6 - 1:30.191
2 -	1:32.552	7 - 1:31.126
3 -	1:30.401	8 - 1:31.585
4 -	1:30.899	9 - 1:28.099
5 -	1:29.560	10 - 1:29.993
98	Bob TROTTER	Ford Escort RS2000
1 -	8:15.233	6 - 1:32.244
2 -	1:35.232	7 - 1:34.123
3 -	1:36.718	8 - 1:33.225
4 -	1:33.570	9 - 1:34.519
5 -	1:33.730	

HSCC Classic Formula 3 Championship QUALIFYING - Race 7

POS	NO	CL	NAME	NAT	ENTRY	TIME	LAPS	GAP	MPH
1	1	A	Steve MAXTED		Argo JM6	1:12.366	10		97.10
2	7	A	Richard TROTT		Ralt RT1	1:13.402	12	1.036	95.73
3	50	A	Julian BALDWIN		March 783	1:14.180	12	1.814	94.73
4	38	A	Alex AMES		Chevron B38	1:14.303	5	1.937	94.57
5	82	A	John BRADSHAW		Argo JM1	1:14.553	10	2.187	94.25
6	17	A	Keith WHITE		Ralt RT 1	1:14.564	12	2.198	94.24
7	46	A	Alan GOODMAN		March 793	1:14.845	12	2.479	93.89
8	63	Inv	Paul SMITH		Jamun T6	1:16.302	12	3.936	92.09
9	9	Inv	Adam ORMANDY		Reynard SF78	1:17.381	11	5.015	90.81
10	43	Inv	Jan LANGDON		Reynard SF78	1:17.564	12	5.198	90.59
11	42	A	Tom THORNTON		Argo JM3	1:18.169	11	5.803	89.89
12	79	Inv	Warren MOYE		Delta T79	1:18.544	11	6.178	89.46
13	58	Inv	Iain ECKETT		Delta T79W	1:20.203	11	7.837	87.61
14	51	Inv	Stuart OLLEY		Delta T79	1:20.733	11	8.367	87.04
15	83	Inv	Jon LUCAS		Reynard SF79	1:20.801	11	8.435	86.96
16	60	Inv	Nigel GRANT		Delta T78	1:21.888	11	9.522	85.81
17	64	Inv	Janet SHERRY		Royale RP27	1:23.858	11	11.492	83.79
18	96	B	Gareth WALTERS		Palliser WD F3	1:32.016	4	19.650	76.36
19	76	A	David O'DWYER		March 763	1:38.612	8	26.246	71.26

Weather/Track - Cloudy/Dry

These results are provisional until the conclusion of any judicial and technical matters.

Snetterton

Circuit Length = 1.9520 miles.

Start: 11:22 End: 11:37

Clerk of Course:	Stewards:	Timekeeper:
------------------	-----------	-------------

HSCC Classic Formula 3 Championship LAP ANALYSIS

1	Steve MAXTED	Argo JM6
1 - 7:07.626	6 - 1:13.422	
2 - 1:14.570	7 - 1:13.389	
3 - 1:13.003	8 - 1:12.366	
4 - 1:15.788	9 - 1:13.009	
5 - 4:16.150	10 - 1:12.882	
7	Richard TROTT	Ralt RT1
1 - 6:59.554	6 - 1:16.874	11 - 1:13.430
2 - 1:17.091	7 - 1:14.518	12 - 1:13.402
3 - 1:16.602	8 - 1:15.890	
4 - 1:15.949	9 - 1:15.205	
5 - 1:14.229	10 - 1:14.892	
9	Adam ORMANDY	Reynard SF78
1 - 7:34.811	6 - 1:17.381	11 - 1:18.518
2 - 1:20.990	7 - 1:19.456	
3 - 1:18.909	8 - 1:21.827	
4 - 1:19.302	9 - 1:30.908	
5 - 1:18.508	10 - 1:18.746	
17	Keith WHITE	Ralt RT 1
1 - 7:05.150	6 - 1:15.593	11 - 1:15.742
2 - 1:18.547	7 - 1:15.711	12 - 1:14.900
3 - 1:16.404	8 - 1:17.210	
4 - 1:16.493	9 - 1:14.564	
5 - 1:16.354	10 - 1:15.189	
38	Alex AMES	Chevron B38
1 - 7:00.146		
2 - 1:17.047		
3 - 1:17.147		
4 - 1:16.956		
5 - 1:14.303		
42	Tom THORNTON	Argo JM3
1 - 7:24.598	6 - 1:19.874	11 - 1:19.682
2 - 1:23.804	7 - 1:19.784	
3 - 1:37.770	8 - 1:19.146	
4 - 1:24.550	9 - 1:18.837	
5 - 1:20.327	10 - 1:18.169	

HSCC Classic Formula 3 Championship LAP ANALYSIS

(contd.)

43	Jan LANGDON	Reynard SF78
1 - 7:17.600	6 - 1:18.959	11 - 1:17.988
2 - 1:22.725	7 - 1:18.342	12 - 1:18.166
3 - 1:19.255	8 - 1:18.237	
4 - 1:21.616	9 - 1:17.564	
5 - 1:19.563	10 - 1:17.603	
46	Alan GOODMAN	March 793
1 - 7:07.751	6 - 1:15.111	11 - 1:16.541
2 - 1:18.166	7 - 1:16.462	12 - 1:15.261
3 - 1:16.210	8 - 1:16.571	
4 - 1:17.156	9 - 1:14.871	
5 - 1:15.436	10 - 1:14.845	
50	Julian BALDWIN	March 783
1 - 7:00.595	6 - 1:16.313	11 - 1:14.180
2 - 1:17.813	7 - 1:15.630	12 - 1:15.970
3 - 1:16.607	8 - 1:14.892	
4 - 1:18.332	9 - 1:14.332	
5 - 1:17.332	10 - 1:15.546	
51	Stuart OLLEY	Delta T79
1 - 7:14.087	6 - 1:22.510	11 - 1:21.068
2 - 1:22.195	7 - 1:23.154	
3 - 1:22.662	8 - 1:23.038	
4 - 1:24.252	9 - 1:22.786	
5 - 1:22.757	10 - 1:20.733	
58	Iain ECKETT	Delta T79W
1 - 7:26.414	6 - 1:21.583	11 - 1:20.203
2 - 1:23.088	7 - 1:21.671	
3 - 1:25.376	8 - 1:24.372	
4 - 1:21.773	9 - 1:22.326	
5 - 1:22.094	10 - 1:20.387	
60	Nigel GRANT	Delta T78
1 - 7:23.621	6 - 1:22.478	11 - 1:21.888
2 - 1:24.603	7 - 1:22.746	
3 - 1:24.354	8 - 1:23.664	
4 - 1:24.305	9 - 1:23.551	
5 - 1:22.923	10 - 1:24.179	

HSCC Classic Formula 3 Championship LAP ANALYSIS

(contd.)

63	Paul SMITH	Jamun T6
1 - 7:24.069	6 - 1:18.282	11 - 1:16.511
2 - 1:20.829	7 - 1:16.684	12 - 1:17.234
3 - 1:17.338	8 - 1:19.128	
4 - 1:19.322	9 - 1:16.302	
5 - 1:18.149	10 - 1:18.019	
64	Janet SHERRY	Royale RP27
1 - 7:37.466	6 - 1:25.079	11 - 1:25.101
2 - 1:30.161	7 - 1:25.668	
3 - 1:27.763	8 - 1:25.983	
4 - 1:26.823	9 - 1:25.749	
5 - 1:26.604	10 - 1:23.858	
76	David O'DWYER	March 763
1 - 9:39.955	6 - 1:41.225	
2 - 1:48.053	7 - 1:40.186	
3 - 1:51.506	8 - 1:38.612	
4 - 1:48.298		
5 - 1:41.380		
79	Warren MOYE	Delta T79
1 - 7:57.963	6 - 1:22.586	11 - 1:18.544
2 - 1:22.528	7 - 1:20.429	
3 - 1:21.726	8 - 1:19.923	
4 - 1:20.191	9 - 1:18.579	
5 - 1:21.392	10 - 1:19.261	
82	John BRADSHAW	Argo JM1
1 - 7:11.198	6 - 1:15.291	
2 - 1:16.140	7 - 1:15.948	
3 - 1:15.113	8 - 1:15.074	
4 - 1:15.852	9 - 1:14.553	
5 - 1:15.131	10 - 1:16.342	
83	Jon LUCAS	Reynard SF79
1 - 7:38.644	6 - 1:21.636	11 - 1:21.312
2 - 1:29.602	7 - 1:23.181	
3 - 1:25.539	8 - 1:22.379	
4 - 1:23.493	9 - 1:20.801	
5 - 1:22.781	10 - 1:21.695	

HSCC Classic Formula 3 Championship LAP ANALYSIS


(contd.)

96	Gareth WALTERS	Palliser WD F3
1 -	9:18.663	
2 -	1:40.435	
3 -	1:32.423	
4 -	1:32.016	

HSCC Classic Formula 3 Championship

GRID - Race 7

ROW 10	1:38.612 76 O'DWYER	
ROW 9	1:23.858 64 SHERRY	1:32.016 96 WALTERS
ROW 8	1:20.801 83 LUCAS	1:21.888 60 GRANT
ROW 7	1:20.203 58 ECKETT	1:20.733 51 OLLEY
ROW 6	1:18.169 42 THORNTON	1:18.544 79 MOYE
ROW 5	1:17.381 9 ORMANDY	1:17.564 43 LANGDON
ROW 4	1:14.845 46 GOODMAN	1:16.302 63 SMITH
ROW 3	1:14.553 82 BRADSHAW	1:14.564 17 WHITE
ROW 2	1:14.180 50 BALDWIN	1:14.303 38 AMES
ROW 1	1:12.366 1 MAXTED	1:13.402 7 TROTT
	POLE	



Weather/Track - Cloudy/Dry
These results are provisional until the conclusion of any judicial and technical matters.

Snetterton
 Circuit Length = 1.9520 miles.
 Start: 11:22 End: 11:37

Clerk of Course:	Stewards:	Timekeeper:
------------------	-----------	-------------

Race 8 HSCC Millers Oils Classic Sports Cars Championship

QUALIFYING - Race 8

POS	NO	CL	NAME	NAT	ENTRY	TIME	LAPS	GAP	MPH
1	88	GT4	Stephen MINOPRIO		Marcos 1800 GT	1:23.120	11		84.54
2	5	GT7	Michael MOORE		Jaguar E-Type	1:24.405	10	1.285	83.25
3	29	GT7	Lord DRAYSON		Jaguar E-Type	1:24.919	11	1.799	82.75
4	17	Gt3	Malcolm RICKETTS		Lotus Elan	1:25.067	8	1.947	82.60
5	70	GT7	Les ELY		Jaguar E-Type	1:25.187	11	2.067	82.49
6	58	GT7	Harry WYNDHAM		Jaguar E-Type	1:26.442	10	3.322	81.29
7	48	GT4	Mark ASHWORTH		TVR Grantura 1800s	1:29.366	10	6.246	78.63
8	1	GT6	Simon ASHWORTH		MGB	1:30.541	10	7.421	77.61
9	60	GT1	Tom HARRIS		Lotus Elan S2	1:30.644	10	7.524	77.52
10	78	GT2	Andrew COLLEY		Lotus Elite	1:31.469	9	8.349	76.82
11	30	GT5	David METHLEY		Chevrolet Corvette	1:31.945	5	8.825	76.42
12	71	GT2	Brian ARCULUS		Lotus Elite	1:33.448	10	10.328	75.19
13	84	GT6	Graham JONES		MGB	1:34.266	9	11.146	74.54
14	81	GT2	John HILBERY		Lotus Elite	1:37.078	9	13.958	72.38
15	74	GT6	Beverley PHILLIPS		MGB	1:38.999	9	15.879	70.98
16	80	GT7	Richard GOSS		Austin Healey 3000	1:42.389	9	19.269	68.63
17	2	GT3	Stuart TIZZARD		Lotus Elan S1	8:43.747	1	7:20.627	13.41

Cars 2, 29, 30, 60, 70 and 80 Fit Working Transponder

Weather/Track - Cloudy/Dry

These results are provisional until the conclusion of any judicial and technical matters.

Snetterton

Circuit Length = 1.9520 miles.

Start: 11:49 End: 12:04

Clerk of Course:	Stewards:	Timekeeper:
------------------	-----------	-------------

Race 8 HSCC Millers Oils Classic Sports Cars Championship

LAP ANALYSIS

1	Simon ASHWORTH	MGB
1 -	8:12.082	6 - 1:30.541
2 -	1:34.369	7 - 1:31.713
3 -	1:32.302	8 - 1:31.835
4 -	1:33.717	9 - 1:31.293
5 -	1:32.345	10 - 1:32.368
2	Stuart TIZZARD	Lotus Elan S1
1 -	8:43.747	
5	Michael MOORE	Jaguar E-Type
1 -	8:28.820	6 - 1:25.848
2 -	1:29.654	7 - 1:25.117
3 -	1:27.599	8 - 1:28.102
4 -	1:26.555	9 - 1:25.518
5 -	1:28.515	10 - 1:24.405
17	Malcolm RICKETTS	Lotus Elan
1 -	8:00.872	6 - 1:25.409
2 -	1:26.831	7 - 1:26.290
3 -	1:26.628	8 - 1:25.639
4 -	1:25.067	
5 -	1:25.498	
29	Lord DRAYSON	Jaguar E-Type
1 -	7:59.881	6 - 1:28.107
2 -	1:26.510	7 - 1:28.675
3 -	1:25.406	8 - 1:24.919
4 -	1:25.783	9 - 1:25.629
5 -	1:26.736	10 - 1:30.377
30	David METHLEY	Chevrolet Corvette
1 -	9:38.556	
2 -	1:38.791	
3 -	1:35.323	
4 -	1:35.636	
5 -	1:31.945	
48	Mark ASHWORTH	TVR Grantura 1800s
1 -	8:05.394	6 - 1:30.253
2 -	1:33.926	7 - 1:30.141
3 -	1:31.733	8 - 1:30.006
4 -	1:29.844	9 - 1:29.366
5 -	1:29.796	10 - 1:30.526

Race 8 HSCC Millers Oils Classic Sports Cars Championship

LAP ANALYSIS

(contd.)

58	Harry WYNDHAM	Jaguar E-Type	
1 -	8:31.080	6 - 1:28.070	
2 -	1:28.822	7 - 1:27.638	
3 -	1:27.436	8 - 1:27.402	
4 -	1:26.442	9 - 1:27.387	
5 -	1:28.939	10 - 1:27.938	
60	Tom HARRIS	Lotus Elan S2	
1 -	8:52.745	6 - 1:33.166	
2 -	1:36.565	7 - 1:32.169	
3 -	1:33.607	8 - 1:30.644	
4 -	1:32.529	9 - 1:32.407	
5 -	1:33.395	10 - 1:31.014	
70	Les ELY	Jaguar E-Type	
1 -	8:00.227	6 - 1:25.562	11 - 1:27.031
2 -	1:26.504	7 - 1:26.398	
3 -	1:25.343	8 - 1:25.389	
4 -	1:25.631	9 - 1:25.187	
5 -	1:28.969	10 - 1:25.882	
71	Brian ARCULUS	Lotus Elite	
1 -	8:34.210	6 - 1:34.282	
2 -	1:36.729	7 - 1:34.738	
3 -	1:38.767	8 - 1:33.619	
4 -	1:35.968	9 - 1:35.072	
5 -	1:34.040	10 - 1:33.448	
74	Beverley PHILLIPS	MGB	
1 -	8:26.659	6 - 1:40.256	
2 -	1:42.965	7 - 1:39.802	
3 -	1:41.381	8 - 1:53.697	
4 -	1:40.936	9 - 1:41.448	
5 -	1:38.999		
78	Andrew COLLEY	Lotus Elite	
1 -	8:59.804	6 - 1:31.469	
2 -	1:38.548	7 - 1:32.067	
3 -	1:36.658	8 - 1:31.799	
4 -	1:33.799	9 - 1:38.049	
5 -	1:32.533		
80	Richard GOSS	Austin Healey 3000	
1 -	8:51.561	6 - 1:44.671	
2 -	1:45.274	7 - 1:42.389	
3 -	1:46.071	8 - 1:43.154	
4 -	1:43.019	9 - 1:44.916	
5 -	1:46.733		

Race 8 HSCC Millers Oils Classic Sports Cars Championship

LAP ANALYSIS

(contd.)

81	John HILBERY	Lotus Elite
1 - 8:34.371	6 - 1:37.078	
2 - 1:42.930	7 - 1:37.892	
3 - 1:39.520	8 - 1:37.319	
4 - 1:37.637	9 - 1:38.649	
5 - 1:39.077		
84	Graham JONES	MGB
1 - 8:42.547	6 - 1:34.604	
2 - 1:45.192	7 - 1:35.637	
3 - 1:37.762	8 - 1:34.885	
4 - 1:36.819	9 - 1:35.369	
5 - 1:34.266		
88	Stephen MINOPRIO	Marcos 1800 GT
1 - 8:43.187	6 - 1:24.332	11 - 1:23.120
2 - 1:29.751	7 - 1:23.344	
3 - 1:26.499	8 - 1:24.738	
4 - 1:23.718	9 - 1:24.531	
5 - 1:23.487	10 - 1:24.164	

Race 8 HSCC Millers Oils Classic Sports Cars Championship
GRID - Race 8 - Amended

ROW 9		
ROW 8	80 GOSS	2 TIZZARD
ROW 7	81 HILBERY	74 PHILLIPS
ROW 6	71 ARCULUS	84 JONES
ROW 5	78 COLLEY	30 METHLEY
ROW 4	1 ASHWORTH	60 HARRIS
ROW 3	58 WYNDHAM	48 ASHWORTH
ROW 2	17 RICKETTS	70 ELY
ROW 1	88 MINOPRIO	5 MOORE
	POLE	

Cars 29, 60, 70 and 80 Fit Working Transponder. Car 29 back of grid, yellow flag infringement
 Weather/Track - Cloudy/Dry
 These results are provisional until the conclusion of any judicial and technical matters.

Snetterton
 Circuit Length = 1.9520 miles.
 Start: 11:49 End: 12:04

Clerk of Course:	Stewards:	Timekeeper:
------------------	-----------	-------------

HSCC Derek Bell Trophy QUALIFYING - Race 9

POS	NO	CL	NAME	NAT	ENTRY	TIME	LAPS	GAP	MPH
1	24	A	Frank LYONS		Hesketh 308E	1:07.876	13		103.53
2	3	B	Ian JACOBS		March 742	1:11.088	6	3.212	98.85
3	1	C	Stuart TILLEY		Modus MI	1:11.381	10	3.505	98.44
4	32	B	David COPLOWE		March 712	1:13.387	10	5.511	95.75
5	39	A	Will TOMKINS		Lola T142	1:13.452	11	5.576	95.67
6	18	B	Amnon NEEDHAM		Tecno F2	1:16.170	12	8.294	92.25
7	42	C	James GOWANS		Chevron B34 Atlantic	1:16.501	11	8.625	91.85
8	93	A	David WOOD		Lola T142	1:16.675	7	8.799	91.64
9	33	C	Mike CAMPBELL COLE		Brabham BT40	1:20.180	11	12.304	87.64
10	55	A	Judy LYONS		Surtees TS9	1:55.819	3	47.943	60.67

Car 18 Please Fit Transponder
Weather/Track - Cloudy/Dry

These results are provisional until the conclusion of any judicial and technical matters.

Snetterton
Circuit Length = 1.9520 miles.
Start: 12:10 End: 12:25

Clerk of Course:	Stewards:	Timekeeper:
------------------	-----------	-------------

HSCC Derek Bell Trophy LAP ANALYSIS

1	Stuart TILLEY	Modus MI
1 - 7:41.368	6 - 1:13.666	
2 - 1:15.389	7 - 1:14.202	
3 - 1:12.373	8 - 1:12.376	
4 - 1:13.425	9 - 1:11.912	
5 - 1:11.688	10 - 1:11.381	
3	Ian JACOBS	March 742
1 - 7:44.328	6 - 5:18.829	
2 - 1:13.192		
3 - 1:11.808		
4 - 1:11.333		
5 - 1:11.088		
18	Amnon NEEDHAM	Tecno F2
1 - 7:48.940	6 - 1:18.114	11 - 1:16.433
2 - 1:24.239	7 - 1:19.001	12 - 1:17.218
3 - 1:23.289	8 - 1:17.204	
4 - 1:19.409	9 - 1:17.024	
5 - 1:18.957	10 - 1:16.170	
24	Frank LYONS	Hesketh 308E
1 - 7:35.425	6 - 1:09.715	11 - 1:08.354
2 - 1:12.638	7 - 1:08.132	12 - 1:12.869
3 - 1:09.144	8 - 1:10.048	13 - 1:09.553
4 - 1:10.337	9 - 1:09.614	
5 - 1:08.346	10 - 1:07.876	
32	David COPLOWE	March 712
1 - 7:52.288	6 - 1:17.258	
2 - 1:21.075	7 - 1:14.542	
3 - 4:08.017	8 - 1:13.599	
4 - 1:16.138	9 - 1:13.775	
5 - 1:14.775	10 - 1:13.387	
33	Mike CAMPBELL COLE	Brabham BT40
1 - 7:55.556	6 - 1:22.352	11 - 1:23.129
2 - 1:25.463	7 - 1:22.433	
3 - 1:25.411	8 - 1:23.548	
4 - 1:20.180	9 - 1:23.460	
5 - 1:20.417	10 - 1:25.411	


HSCC Derek Bell Trophy LAP ANALYSIS

(contd.)

39	Will TOMKINS	Lola T142
1 - 7:47.897	6 - 1:13.783	11 - 1:13.977
2 - 1:15.754	7 - 1:16.072	
3 - 1:19.632	8 - 1:13.452	
4 - 1:13.753	9 - 1:14.435	
5 - 1:13.740	10 - 1:13.489	
42	James GOWANS	Chevron B34 Atlantic
1 - 8:03.492	6 - 1:20.242	11 - 1:17.465
2 - 1:46.480	7 - 1:17.826	
3 - 1:24.438	8 - 1:18.417	
4 - 1:21.708	9 - 1:16.501	
5 - 1:19.261	10 - 1:18.000	
55	Judy LYONS	Surtees TS9
1 - 9:10.231		
2 - 2:01.351		
3 - 1:55.819		
93	David WOOD	Lola T142
1 - 7:55.497	6 - 1:19.588	
2 - 1:18.384	7 - 1:17.148	
3 - 1:20.695		
4 - 1:16.675		
5 - 4:24.554		

HSCC Derek Bell Trophy

GRID - Race 9



Car 18 Please Fit Transponder
 Weather/Track - Cloudy/Dry
 These results are provisional until the conclusion of any judicial and technical matters.

Snetterton
 Circuit Length = 1.9520 miles.
 Start: 12:10 End: 12:25

Clerk of Course:	Stewards:	Timekeeper:
------------------	-----------	-------------

HSCC Classic Racing Cars Championship for the Retro Track & Air Trophy

RACE RESULT - Race 1

POS	NO	CL	NAME	NAT	ENTRY	TIME	LAPS	GAP	MPH	BEST
1	3	E2	Matthew WATTS		Brabham BT16	7:52.867	6		89.16	1:15.883
2	47	E4	John MOULDS		Brabham BT23	7:55.503	6	2.636	88.67	1:17.422
3	44	E4	Michael SCOTT		March 702	8:01.484	6	8.617	87.56	1:18.154
4	64	E4	Frank LYONS		Merlyn Mk10	8:02.610	6	9.743	87.36	1:16.160
5	36	E2	Tony KEELE		Palliser WDB3	8:07.851	6	14.984	86.42	1:19.014
6	22	E4	Ian GRAY		Brabham BT30	8:08.695	6	15.828	86.27	1:18.251
7	56	E2	Cliff GIDDENS		Brabham BT16	8:22.579	6	29.712	83.89	1:22.487
8	82	C	Paul DRAYSON		Lotus 24	8:26.894	6	34.027	83.18	1:21.217
9	66	F	Greg THORNTON		Titan Mk4	8:39.356	6	46.489	81.18	1:24.252
10	65	F	C. LILLINGSTON-PRICE		Merlyn Mk11	8:43.014	6	50.147	80.61	1:24.181
11	78	F	Neil FENDER		Jamun T2	8:48.486	6	55.619	79.78	1:24.708
12	57	F	David WILD		Lola T200	8:56.268	6	1:03.401	78.62	1:24.980
13	25	D	John COUNSELL		March 703	9:05.872	6	1:13.005	77.24	1:28.794
14	20	F	Henry SCOTT		Lola T200	9:08.978	6	1:16.111	76.80	1:27.268
15	32	E2	Julian JUDD		Tecno F3	9:10.032	6	1:17.165	76.65	1:28.594
16	35	D	David PULLEN		Chevron B17	7:49.210	5	1 LAP	74.88	1:30.265
17	16	D	Nigel MILLER		Brabham BT21	7:51.656	5	1 LAP	74.49	1:30.540
18	8	C	Rodger NEWMAN		Brabham BT14	7:54.956	5	1 LAP	73.97	1:31.477
19	60	C	David CROWTHER		Brabham BT18	8:13.239	5	1 LAP	71.23	1:36.063
20	1	C	John BLADON		Merlyn Mk9 F2	9:05.563	5	1 LAP	64.40	1:24.215

FASTEST LAP

3	E2	Matthew WATTS	Brabham BT16	1:15.883	2	92.60mph	149.03kph
64	E4	Frank LYONS	Merlyn Mk10	1:16.160	6	92.26mph	148.49kph
82	C	Paul DRAYSON	Lotus 24	1:21.217	4	86.52mph	139.24kph
65	F	C. LILLINGSTON-PRICE	Merlyn Mk11	1:24.181	4	83.47mph	134.34kph
25	D	John COUNSELL	March 703	1:28.794	5	79.14mph	127.36kph

Car 73 Removed due to Red Flag.

Weather/Track - Bright/Dry

These results are provisional until the conclusion of any judicial and technical matters.

Snetterton

Circuit Length = 1.9520 miles.

Start: 13:15 End: 13:25

Clerk of Course:	Stewards:	Timekeeper:

HSCC Classic Racing Cars Championship for the Retro Track & Air Trophy

LAP CHART

Lap 1			Lap 2			Lap 3			Lap 4			Lap 5		
No	Behind	Laptime	No	Behind	Laptime	No	Behind	Laptime	No	Behind	Laptime	No	Behind	Laptime
64		1:25.244	64		1:18.867	3		1:16.677	3		1:17.059	3		1:16.989
44	0.917	1:26.161	3	0.218	1:15.883	47	1.634	1:18.198	47	2.590	1:18.015	60	1 LAP	1:36.215
47	1.215	1:26.459	47	0.331	1:17.983	44	5.347	1:19.679	44	6.512	1:18.224	47	3.023	1:17.422
56	2.968	1:28.212	44	2.563	1:20.513	64	5.500	1:22.395	64	9.352	1:20.911	44	7.677	1:18.154
3	3.202	1:28.446	36	5.007	1:20.659	36	7.553	1:19.441	36	9.679	1:19.185	64	11.396	1:19.033
36	3.215	1:28.459	22	5.563	1:19.891	22	8.014	1:19.346	22	10.324	1:19.369	22	11.586	1:18.251
22	4.539	1:29.783	56	6.588	1:22.487	56	12.394	1:22.701	56	18.788	1:23.453	36	11.704	1:19.014
65	7.784	1:33.028	66	14.627	1:25.079	82	21.382	1:22.761	82	25.540	1:21.217	56	24.844	1:23.045
66	8.415	1:33.659	78	14.684	1:24.708	66	22.701	1:24.969	66	30.938	1:25.296	82	30.453	1:21.902
78	8.843	1:34.087	82	15.516	1:23.519	78	24.825	1:27.036	65	35.389	1:24.181	66	40.050	1:26.101
82	10.864	1:36.108	65	20.872	1:31.955	65	28.267	1:24.290	78	35.392	1:27.626	65	43.766	1:25.366
73	14.101	1:39.345	73	22.253	1:27.019	73	31.566	1:26.208	73	39.514	1:25.007	78	46.316	1:27.913
57	14.200	1:39.444	57	22.682	1:27.349	57	31.959	1:26.172	57	39.880	1:24.980	73	50.506	1:27.981
25	15.177	1:40.421	25	25.455	1:29.145	25	37.826	1:29.266	25	49.823	1:29.056	57	55.861	1:32.970
32	18.229	1:43.473	32	29.144	1:29.782	32	41.473	1:29.224	32	53.008	1:28.594	25	1:01.628	1:28.794
8	18.536	1:43.780	20	32.157	1:31.321	20	43.587	1:28.325	20	53.796	1:27.268	32	1:04.852	1:28.833
20	19.703	1:44.947	35	33.332	1:31.785	35	46.702	1:30.265	1	1 LAP	2:30.541P	20	1:05.339	1:28.532
35	20.414	1:45.658	8	33.517	1:33.848	16	48.741	1:31.180	35	1:00.361	1:30.718	1	1 LAP	1:26.692
16	20.624	1:45.868	16	34.456	1:32.699	8	50.539	1:33.917	16	1:02.222	1:30.540	35	1:14.156	1:30.784
60	22.643	1:47.887	60	40.666	1:36.890	60	59.834	1:36.063	8	1:04.957	1:31.477	16	1:16.602	1:31.369
1	29.724	1:54.968	1	1:00.004	1:49.147									

Car 73 Removed due to Red Flag.
Weather/Track - Bright/Dry

Snetterton
Circuit Length = 1.9520 miles.
Start: 13:15 End: 13:25

HSCC Classic Racing Cars Championship for the Retro Track & Air Trophy LAP CHART

(contd.)

Lap 6			Lap 7			Lap 8			Lap 9			Lap 10		
No	Behind	Laptime	No	Behind	Laptime	No	Behind	Laptime	No	Behind	Laptime	No	Behind	Laptime
3		1:17.813												
8	1 LAP	1:31.934												
47	2.636	1:17.426												
44	8.617	1:18.753												
64	9.743	1:16.160												
36	14.984	1:21.093												
22	15.828	1:22.055												
60	1 LAP	1:36.184												
56	29.712	1:22.681												
82	34.027	1:21.387												
66	46.489	1:24.252												
65	50.147	1:24.194												
78	55.619	1:27.116												
57	1:03.401	1:25.353												
1	1 LAP	1:24.215												
25	1:13.005	1:29.190												
20	1:16.111	1:28.585												
32	1:17.165	1:30.126												

Car 73 Removed due to Red Flag.
Weather/Track - Bright/Dry

Race 2 HSCC Historic Road Sports Championship (including class D1 70s Road Spc RACE RESULT - Race 2 - Amended

POS	NO	CL	NAME	NAT	ENTRY	TIME	LAPS	GAP	MPH	BEST
1	15	B	Mike EAGLES		Milano GT Mk1	15:54.655	11		80.97	1:24.169
2	69	C	Andy SHEPHERD		Lotus Seven Series II	15:55.520	11	0.865	80.89	1:24.879
3	42	C	Malcolm SANDERS		Lotus Elan S3	16:31.300	11	36.645	77.97	1:28.295
4	1	D	Robert BARRIE		Porsche 911	16:33.111	11	38.456	77.83	1:27.995
5	54	C	Martin HALLIDAY		Lotus Seven	16:34.476	11	39.821	77.72	1:28.563
6	82	Inv	Sir John CHISHOLM		Jaguar XK120	16:41.160	11	46.505	77.21	1:27.697
7	60	C	Tom HARRIS		Lotus Elan S2	16:43.542	11	48.887	77.02	1:27.921
8	25	C	David RANDALL		Ginetta G4	16:53.244	11	58.589	76.28	1:29.631
9	63	B	Colin SHARP		Triumph TR4A	16:55.604	11	1:00.949	76.11	1:30.340
10	74	A	Robin BATT		Jaguar E-Type	17:18.108	11	1:23.453	74.46	1:32.270
11	19	A	Adam SIMMONDS		Ford Mustang	17:21.196	11	1:26.541	74.24	1:32.568
12	39	Inv	Jonathan HARTOP		Alfa 2000GTV	17:27.780	11	1:33.125	73.77	1:32.967
13	2	D1	John THOMASON		Triumph Spitfire 1500	17:28.287	11	1:33.632	73.73	1:33.001
14	26	Inv	Melvin FLOYD		Jaguar XK120	16:07.192	10	1 LAP	72.65	1:33.741
15	14	D1	Jai SHARMA		Lancia Fulvia	16:10.414	10	1 LAP	72.41	1:34.715
16	68	D1	Jeremy ANSTEAD		Fiat X19	16:10.783	10	1 LAP	72.38	1:34.530
17	48	D1	Guy HARTNELL		Lancia Fulvia HF	16:29.581	10	1 LAP	71.01	1:35.519
18	57	Inv	Mark HOBLE		Alfa Romeo GTV	16:52.144	10	1 LAP	69.42	1:38.136
19	51	E	Mark WILSON		Ginetta G15	16:55.910	10	1 LAP	69.17	1:37.573
20	10	D1	Nigel ASHLEY		Alfa Romeo GT Junior	17:17.053	10	1 LAP	67.76	1:38.738
21	17	F	Chris GAWNE		Lancia Aurelia B20 GT	16:40.879	9	2 LAPS	63.18	1:48.659

NOT CLASSIFIED

7	F	Brian ARCULUS	Jaguar XK120	9:49.781	6	D.N.F.	71.49	1:35.009
72	E	Jim GATHERCOLE	MG Midget		0	D.N.F.	N/A	
32	E	Patrick WARD-BOOTH	Ginetta G4		0	D.N.F.	N/A	

FASTEST LAP

15	B	Mike EAGLES	Milano GT Mk1	1:24.169	6	83.48mph	134.36kph
69	C	Andy SHEPHERD	Lotus Seven Series II	1:24.879	6	82.79mph	133.23kph
82	Inv	Sir John CHISHOLM	Jaguar XK120	1:27.697	9	80.13mph	128.95kph
1	D	Robert BARRIE	Porsche 911	1:27.995	5	79.85mph	128.52kph
74	A	Robin BATT	Jaguar E-Type	1:32.270	8	76.15mph	122.56kph
2	D1	John THOMASON	Triumph Spitfire 1500	1:33.001	4	75.56mph	121.60kph
7	F	Brian ARCULUS	Jaguar XK120	1:35.009	5	73.96mph	119.03kph
51	E	Mark WILSON	Ginetta G15	1:37.573	3	72.02mph	115.90kph

Weather/Track - Bright/Dry

These results are provisional until the conclusion of any judicial and technical matters.

Snetterton

Circuit Length = 1.9520 miles.

Start: 13:37 End: 13:53

Clerk of Course:	Stewards:	Timekeeper:
------------------	-----------	-------------

Race 2 HSCC Historic Road Sports Championship (including class D1 70s Road Spc LAP CHART

Lap 1			Lap 2			Lap 3			Lap 4			Lap 5		
No	Behind	Laptime	No	Behind	Laptime	No	Behind	Laptime	No	Behind	Laptime	No	Behind	Laptime
15		1:33.930	15		1:27.216	69		1:25.415	69		1:24.932	69		1:25.329
69	1.151	1:35.081	69	0.818	1:26.883	15	1.378	1:27.611	15	1.063	1:24.617	15	1.821	1:26.087
54	2.496	1:36.426	54	4.762	1:29.482	54	7.256	1:28.727	54	12.625	1:30.301	17	1 LAP	1:51.173
60	4.217	1:38.147	60	6.949	1:29.948	60	8.637	1:27.921	1	14.399	1:29.140	54	15.859	1:28.563
42	5.281	1:39.211	1	7.389	1:29.015	1	10.191	1:29.035	60	15.400	1:31.695	1	17.065	1:27.995
1	5.590	1:39.520	42	8.342	1:30.277	42	10.404	1:28.295	42	16.092	1:30.620	60	18.482	1:28.411
25	9.424	1:43.354	25	13.147	1:30.939	25	17.842	1:30.928	25	24.253	1:31.343	42	19.070	1:28.307
63	9.466	1:43.396	63	15.161	1:32.911	63	20.101	1:31.173	63	26.492	1:31.323	25	29.056	1:30.132
74	10.288	1:44.218	74	17.669	1:34.597	74	24.442	1:33.006	74	33.068	1:33.558	63	32.010	1:30.847
2	11.746	1:45.676	2	20.297	1:35.767	82	28.848	1:30.873	82	33.106	1:29.190	82	36.065	1:28.288
39	13.073	1:47.003	39	21.070	1:35.213	19	29.030	1:33.801	19	36.713	1:32.615	74	40.836	1:33.097
19	13.514	1:47.444	19	21.462	1:35.164	2	29.906	1:35.842	2	37.975	1:33.001	19	44.118	1:32.734
7	14.321	1:48.251	7	23.882	1:36.777	39	30.984	1:36.147	39	39.278	1:33.226	2	45.742	1:33.096
14	15.407	1:49.337	82	24.208	1:33.366	7	33.022	1:35.373	7	43.225	1:35.135	39	46.916	1:32.967
26	15.557	1:49.487	26	24.434	1:36.093	26	33.861	1:35.660	26	44.117	1:35.188	7	52.905	1:35.009
68	16.726	1:50.656	14	25.013	1:36.822	14	35.766	1:36.986	68	45.861	1:34.933	26	53.478	1:34.690
82	18.058	1:51.988	68	26.880	1:37.370	68	35.860	1:35.213	14	45.882	1:35.048	68	55.062	1:34.530
48	18.413	1:52.343	51	30.537	1:38.548	51	41.877	1:37.573	48	53.385	1:35.519	14	55.474	1:34.921
51	19.205	1:53.135	48	32.035	1:40.838	48	42.798	1:36.996	51	54.703	1:37.758	48	1:03.826	1:35.770
57	20.297	1:54.227	57	33.410	1:40.329	57	46.384	1:39.207	57	1:01.292	1:39.840	51	1:09.261	1:39.887
10	21.306	1:55.236	10	34.238	1:40.148	10	46.822	1:38.817	10	1:01.967	1:40.077	57	1:14.409	1:38.446
17	27.036	2:00.966	17	48.479	1:48.659	17	1:11.975	1:49.729				10	1:15.376	1:38.738

Race 2 HSCC Historic Road Sports Championship (including class D1 70s Road Spc LAP CHART

(contd.)

Lap 6			Lap 7			Lap 8			Lap 9			Lap 10		
No	Behind	Laptime	No	Behind	Laptime	No	Behind	Laptime	No	Behind	Laptime	No	Behind	Laptime
69		1:24.879	69		1:26.993	69		1:26.924	69		1:26.861	15		1:26.398
15	1.111	1:24.169	15	0.357	1:26.239	15	0.994	1:27.561	15	0.105	1:25.972	69	0.623	1:27.126
54	21.684	1:30.704	57	1 LAP	1:42.038	48	1 LAP	1:40.161	48	1 LAP	1:35.524	26	1 LAP	1:35.500
1	22.327	1:30.141	10	1 LAP	1:41.198	51	1 LAP	1:42.729	51	1 LAP	1:41.442	14	1 LAP	1:35.505
42	23.152	1:28.961	54	23.409	1:28.718	57	1 LAP	1:40.582	42	30.218	1:28.387	68	1 LAP	1:36.295
60	23.542	1:29.939	1	24.281	1:28.947	42	28.692	1:30.787	57	1 LAP	1:39.586	48	1 LAP	1:36.218
25	35.422	1:31.245	42	24.829	1:28.670	1	29.629	1:32.272	1	31.551	1:28.783	17	2 LAPS	1:48.746
63	38.743	1:31.612	60	36.952	1:40.403	54	30.582	1:34.097	54	32.492	1:28.771	42	33.108	1:29.393
17	1 LAP	1:50.982	25	39.675	1:31.246	60	38.760	1:28.732	60	41.577	1:29.678	1	34.324	1:29.276
82	39.219	1:28.033	82	40.154	1:27.928	10	1 LAP	2:01.937	82	41.885	1:27.697	54	35.744	1:29.755
74	48.725	1:32.768	63	43.029	1:31.279	82	41.049	1:27.819	25	49.326	1:31.761	82	43.621	1:28.239
19	51.848	1:32.609	74	55.480	1:33.748	25	44.426	1:31.675	63	51.403	1:30.444	57	1 LAP	1:39.753
2	54.762	1:33.899	19	58.341	1:33.486	63	47.820	1:31.715	10	1 LAP	1:40.828	60	44.806	1:29.732
39	55.331	1:33.294	17	1 LAP	1:50.360	74	1:00.826	1:32.270	74	1:06.546	1:32.581	51	1 LAP	1:42.627
26	1:04.431	1:35.832	2	1:02.444	1:34.675	19	1:03.985	1:32.568	19	1:10.713	1:33.589	25	52.454	1:29.631
14	1:06.827	1:36.232	39	1:03.799	1:35.461	2	1:09.669	1:34.149	2	1:16.251	1:33.443	63	55.240	1:30.340
68	1:07.233	1:37.050	26	1:12.847	1:35.409	39	1:11.048	1:34.173	39	1:17.621	1:33.434	10	1 LAP	1:40.032
7	1:07.262	1:39.236	14	1:14.549	1:34.715	26	1:21.515	1:35.592				74	1:13.538	1:33.495
48	1:15.034	1:36.087	68	1:15.111	1:34.871	14	1:23.386	1:35.761				19	1:18.232	1:34.022
51	1:25.373	1:40.991				68	1:23.435	1:35.248				2	1:23.697	1:33.949
						17	1 LAP	1:51.039				39	1:24.159	1:33.041

Race 2 HSCC Historic Road Sports Championship (including class D1 70s Road Spc LAP CHART

(contd.)

Lap 11			Lap 12			Lap 13			Lap 14			Lap 15		
No	Behind	Laptime	No	Behind	Laptime	No	Behind	Laptime	No	Behind	Laptime	No	Behind	Laptime
15		1:24.855												
69	0.865	1:25.097												
26	1 LAP	1:33.741												
14	1 LAP	1:35.087												
68	1 LAP	1:34.617												
48	1 LAP	1:40.125												
42	36.645	1:28.392												
1	38.456	1:28.987												
54	39.821	1:28.932												
17	2 LAPS	1:49.225												
82	46.505	1:27.739												
60	48.887	1:28.936												
57	1 LAP	1:38.136												
25	58.589	1:30.990												
63	1:00.949	1:30.564												
51	1 LAP	1:41.220												
10	1 LAP	1:40.042												
74	1:23.453	1:34.770												
19	1:26.541	1:33.164												
39	1:33.125	1:33.821												
2	1:33.632	1:34.790												

Race 3 AMOC/Millers Oils Historic Formula Junior RACE RESULT - Race 3

POS	NO	CL	NAME	NAT	ENTRY	TIME	LAPS	GAP	MPH	BEST
1	51	C	Michael HIBBERD		Lotus 27	15:11.625	11		84.79	1:20.895
2	84	C	Mark WOODHOUSE		Lotus 20	15:17.510	11	5.885	84.24	1:21.551
3	52	C	James CLARIDGE		Lola Mk5	15:23.327	11	11.702	83.71	1:21.970
4	59	C	Robin LONGDON		Lola Mk5a	15:42.909	11	31.284	81.97	1:21.742
5	79	C	Andrew HIBBERD		Lotus 22	15:58.665	11	47.040	80.63	1:24.673
6	77	C	Steve SMITH		Cooper T59	15:59.179	11	47.554	80.58	1:24.799
7	78	C	Paul SMEETH		Lotus 22	16:01.289	11	49.664	80.41	1:25.639
8	81	C	David STEVENSON		Lotus 22	16:26.002	11	1:14.377	78.39	1:27.931
9	12	A2	Stuart ROACH		Alexis Mk2	16:26.240	11	1:14.615	78.37	1:27.671
10	50	C	Gordon PATE		Lotus 20	15:29.270	10	1 LAP	75.62	1:30.154
11	42	B	Simon HAMILTON		Lotus 18	15:31.258	10	1 LAP	75.45	1:30.547
12	7	A2	Duncan RABAGLIATI		Alexis HF1 FJ	15:51.579	10	1 LAP	73.84	1:32.657
13	25	A2	Bernard BROCK		Elva FJ	15:57.334	10	1 LAP	73.40	1:32.344
14	48	B	Paul HEWES		Lotus 18	16:19.926	10	1 LAP	71.71	1:30.518
15	47	B	Richard UTLEY		Caravelle Mk1	16:39.857	10	1 LAP	70.28	1:37.472
16	21	A1	Peter MULLEN		Osca FJ	16:44.680	8	3 LAPS	55.95	1:36.378

NOT CLASSIFIED

83	C	Barry WESTMORELAND		Lotus 22	11:09.759	8	D.N.F.	83.93	1:22.187
10	A2	Brian MITCHAM		Lola Mk2	11:58.000	8	D.N.F.	78.29	1:27.813
44	B	Derek WALKER		Crossle 4F	12:15.869	8	D.N.F.	76.39	1:28.980
29	A2	William GRIMSHAW		Gemini MkII	6:50.874	4	D.N.F.	68.41	1:32.326
8	A2	Erica PILKINGTON		Gemini MkII	15:47.248	4	N.C.F.	29.67	1:53.886
6	A2	Mike WALLER		BMC Huffaker	1:52.234	1	D.N.F.	62.61	1:52.234

FASTEST LAP

51	C	Michael HIBBERD		Lotus 27	1:20.895	4	86.86mph	139.80kph
12	A2	Stuart ROACH		Alexis Mk2	1:27.671	5	80.15mph	128.99kph
44	B	Derek WALKER		Crossle 4F	1:28.980	5	78.97mph	127.09kph
21	A1	Peter MULLEN		Osca FJ	1:36.378	2	72.91mph	117.34kph

Weather/Track - Cloudy/Dry

These results are provisional until the conclusion of any judicial and technical matters.

Snetterton
Circuit Length = 1.9520 miles.
Start: 14:13 End: 14:28

Clerk of Course:	Stewards:	Timekeeper:
------------------	-----------	-------------

Race 3 AMOC/Millers Oils Historic Formula Junior LAP CHART

Lap 1			Lap 2			Lap 3			Lap 4			Lap 5		
No	Behind	Laptime	No	Behind	Laptime	No	Behind	Laptime	No	Behind	Laptime	No	Behind	Laptime
51		1:26.985	51		1:21.134	51		1:22.031	51		1:20.895	51		1:21.285
84	1.092	1:28.077	84	2.158	1:22.200	8	1 LAP	2:15.663P	84	5.087	1:22.590	84	5.353	1:21.551
59	2.112	1:29.097	59	2.720	1:21.742	84	3.392	1:23.265	59	5.850	1:22.776	83	7.331	1:22.187
83	2.801	1:29.786	83	4.331	1:22.664	59	3.969	1:23.280	83	6.429	1:22.204	52	8.205	1:22.570
52	3.309	1:30.294	52	4.573	1:22.398	83	5.120	1:22.820	52	6.920	1:21.970	59	19.979	1:35.414
77	5.006	1:31.991	77	8.671	1:24.799	52	5.845	1:23.303	79	20.791	1:25.873	79	25.443	1:25.937
79	6.432	1:33.417	79	9.971	1:24.673	79	15.813	1:27.873	77	21.853	1:26.039	77	25.999	1:25.431
81	8.180	1:35.165	78	14.868	1:27.258	77	16.709	1:30.069	78	24.018	1:25.639	78	28.822	1:26.089
78	8.744	1:35.729	10	19.086	1:28.603	78	19.274	1:26.437	81	32.656	1:28.189	81	39.338	1:27.967
12	11.124	1:38.109	81	19.462	1:32.416	81	25.362	1:27.931	10	33.111	1:27.813	10	39.865	1:28.039
10	11.617	1:38.602	12	19.657	1:29.667	10	26.193	1:29.138	12	34.246	1:28.728	12	40.632	1:27.671
42	12.164	1:39.149	42	21.577	1:30.547	12	26.413	1:28.787	44	41.999	1:30.672	44	49.694	1:28.980
29	13.777	1:40.762	44	24.582	1:29.700	42	31.926	1:32.380	42	43.940	1:32.909	42	53.789	1:31.134
44	16.016	1:43.001	29	24.969	1:32.326	44	32.222	1:29.671	50	50.506	1:31.543	50	1:00.729	1:31.508
48	16.610	1:43.595	48	26.712	1:31.236	29	35.892	1:32.954	48	51.930	1:31.892	48	1:01.163	1:30.518
25	17.787	1:44.772	25	28.997	1:32.344	50	39.858	1:32.109	25	55.177	1:34.498	25	1:06.379	1:32.487
7	18.787	1:45.772	50	29.780	1:32.116	48	40.933	1:36.252	7	55.532	1:33.039	7	1:07.170	1:32.923
50	18.798	1:45.783	7	32.009	1:34.356	25	41.574	1:34.608	21	1:09.302	1:38.554			
21	21.426	1:48.411	21	36.670	1:36.378	7	43.388	1:33.410	47	1:14.247	1:37.472			
47	24.048	1:51.033	47	40.447	1:37.533	21	51.643	1:37.004	29	1:19.829	2:04.832P			
6	25.249	1:52.234				47	57.670	1:39.254						
8	30.445	1:57.430												

Race 3 AMOC/Millers Oils Historic Formula Junior LAP CHART

(contd.)

Lap 6			Lap 7			Lap 8			Lap 9			Lap 10		
No	Behind	Laptime	No	Behind	Laptime	No	Behind	Laptime	No	Behind	Laptime	No	Behind	Laptime
51		1:21.242	51		1:22.401	51		1:24.276	51		1:24.122	51		1:23.146
84	7.160	1:23.049	84	7.212	1:22.453	84	6.834	1:23.898	50	1 LAP	1:32.207	8	7 LAPS	9:40.269P
83	9.593	1:23.504	83	9.763	1:22.571	83	9.510	1:24.023	84	5.709	1:22.997	84	6.597	1:24.034
52	10.098	1:23.135	52	10.390	1:22.693	25	1 LAP	1:36.957	52	8.739	1:23.066	42	1 LAP	1:33.993
47	1 LAP	1:41.144	59	24.294	1:23.618	52	9.795	1:23.681	7	1 LAP	1:34.400	50	1 LAP	1:32.027
59	23.077	1:24.340	47	1 LAP	1:39.034	7	1 LAP	1:37.306	25	1 LAP	1:35.895	52	10.671	1:25.078
79	29.588	1:25.387	79	32.675	1:25.488	59	24.624	1:24.606	59	25.185	1:24.683	59	28.133	1:26.094
77	30.620	1:25.863	77	33.545	1:25.326	21	3 LAPS	4:56.007P	79	40.360	1:26.905	7	1 LAP	1:32.657
78	33.658	1:26.078	78	38.363	1:27.106	79	37.577	1:29.178	77	41.211	1:27.108	25	1 LAP	1:35.434
81	46.690	1:28.594	81	52.779	1:28.490	77	38.225	1:28.956	78	43.840	1:26.757	79	44.563	1:27.349
10	47.361	1:28.738	10	53.092	1:28.132	48	1 LAP	2:14.350	48	1 LAP	1:32.453	77	45.376	1:27.311
12	47.617	1:28.227	12	53.668	1:28.452	78	41.205	1:27.118	21	3 LAPS	1:45.390	78	47.576	1:26.882
44	59.524	1:31.072	44	1:08.197	1:31.074	47	1 LAP	1:39.398	47	1 LAP	1:38.324	48	1 LAP	1:35.372
42	1:04.198	1:31.651	42	1:14.280	1:32.483	81	56.524	1:28.021	81	1:01.224	1:28.822	12	1:09.010	1:29.527
50	1:09.759	1:30.272	50	1:17.512	1:30.154	10	57.751	1:28.935	12	1:02.629	1:28.699	81	1:09.372	1:31.294
48	1:10.646	1:30.725				12	58.052	1:28.660				47	1 LAP	1:37.647
25	1:19.297	1:34.160				44	1:15.620	1:31.699				21	3 LAPS	1:40.946
7	1:20.001	1:34.073				42	1:23.217	1:33.213						

Race 3 AMOC/Millers Oils Historic Formula Junior LAP CHART

(contd.)

Lap 11			Lap 12			Lap 13			Lap 14			Lap 15		
No	Behind	Laptime	No	Behind	Laptime	No	Behind	Laptime	No	Behind	Laptime	No	Behind	Laptime
51		1:24.108												
84	5.885	1:23.396												
52	11.702	1:25.139												
50	1 LAP	1:31.551												
42	1 LAP	1:33.799												
59	31.284	1:27.259												
8	7 LAPS	1:53.886												
7	1 LAP	1:33.643												
25	1 LAP	1:36.179												
79	47.040	1:26.585												
77	47.554	1:26.286												
78	49.664	1:26.196												
48	1 LAP	1:33.533												
81	1:14.377	1:29.113												
12	1:14.615	1:29.713												
47	1 LAP	1:39.018												
21	3 LAPS	1:41.990												

Race 4 HSCC/HRSR Historic Racing Saloons Championship supported by Fargo Co

RACE RESULT - Race 4

POS	NO	CL	NAME	NAT	ENTRY	TIME	LAPS	GAP	MPH	BEST
1	35	B	James DODD		Alfa Romeo Guilia Sprint GT	16:06.022	11		80.01	1:26.363
2	31	B	Les ELY		BMW 2000	16:15.509	11	9.487	79.24	1:26.819
3	21	A	Graeme DODD		Jaguar MkII	16:16.579	11	10.557	79.15	1:26.334
4	46	C	Dan COX		Ford Anglia	16:22.685	11	16.663	78.66	1:27.237
5	54	C	Neil WOOD		Ford Anglia 105E	16:30.513	11	24.491	78.04	1:28.257
6	85	D	Roger GODFREY		Austin Cooper S	16:46.517	11	40.495	76.79	1:29.750
7	50	C	Steve READ		Ford Anglia	16:50.311	11	44.289	76.51	1:29.791
8	77	D	Roger EBDON		Morris Mini	16:55.524	11	49.502	76.11	1:30.374
9	52	C	Peter ERGIS		Ford Cortina GT	17:26.901	11	1:20.879	73.83	1:30.540
10	87	E	Simon BENOY		Sunbeam Imp	17:36.098	11	1:30.076	73.19	1:33.407
11	1	E	Adrian OLIVER		Hillman Imp	16:06.620	10	1 LAP	72.69	1:33.948
12	94	E	Steve PLATTS		Singer Chamois	16:27.239	10	1 LAP	71.18	1:36.317
13	91	E	Vince FROST		Hillman Imp	17:19.897	10	1 LAP	67.57	1:41.500
14	68	C	Richard CROSS		Riley 1.5	16:37.776	9	2 LAPS	63.38	1:48.315

NOT CLASSIFIED

32	B	Mark GARRITT		Alfa Romeo Giulia Sports	9:01.862	6	D.N.F.	77.81	1:27.652
----	---	--------------	--	--------------------------	----------	---	--------	-------	----------

FASTEST LAP

21	A	Graeme DODD		Jaguar MkII	1:26.334	4	81.39mph	130.99kph
35	B	James DODD		Alfa Romeo Guilia Sprint GT	1:26.363	3	81.36mph	130.94kph
46	C	Dan COX		Ford Anglia	1:27.237	3	80.55mph	129.63kph
85	D	Roger GODFREY		Austin Cooper S	1:29.750	4	78.29mph	126.00kph
87	E	Simon BENOY		Sunbeam Imp	1:33.407	2	75.23mph	121.07kph

Weather/Track - Cloudy/Dry

These results are provisional until the conclusion of any judicial and technical matters.

Snetterton
Circuit Length = 1.9520 miles.
Start: 14:46 End: 15:01

Clerk of Course:	Stewards:	Timekeeper:
------------------	-----------	-------------

Race 4 HSCC/HRSR Historic Racing Saloons Championship supported by Fargo Co: LAP CHART

Lap 1			Lap 2			Lap 3			Lap 4			Lap 5		
No	Behind	Laptime	No	Behind	Laptime	No	Behind	Laptime	No	Behind	Laptime	No	Behind	Laptime
35		1:34.857	35		1:27.213	35		1:26.363	35		1:26.642	35		1:26.866
21	1.156	1:36.013	21	0.504	1:26.561	21	1.074	1:26.933	21	0.766	1:26.334	21	0.792	1:26.892
31	2.051	1:36.908	31	1.657	1:26.819	31	2.172	1:26.878	31	2.357	1:26.827	31	2.755	1:27.264
54	2.800	1:37.657	46	3.133	1:27.423	46	4.007	1:27.237	46	4.729	1:27.364	46	5.805	1:27.942
46	2.923	1:37.780	54	4.637	1:29.050	54	6.531	1:28.257	54	8.508	1:28.619	68	1 LAP	1:51.986
85	3.082	1:37.939	85	6.438	1:30.569	32	8.873	1:27.738	32	9.978	1:27.747	54	10.046	1:28.404
50	4.107	1:38.964	50	7.448	1:30.554	85	10.100	1:30.025	85	13.208	1:29.750	32	10.764	1:27.652
32	4.267	1:39.124	32	7.498	1:30.444	52	13.900	1:30.925	52	17.798	1:30.540	85	17.021	1:30.679
52	5.031	1:39.888	52	9.338	1:31.520	77	14.367	1:31.140	77	18.099	1:30.374	52	22.144	1:31.212
77	5.550	1:40.407	77	9.590	1:31.253	50	20.700	1:39.615	50	24.640	1:30.582	77	23.236	1:32.003
87	7.594	1:42.451	87	13.788	1:33.407	87	21.766	1:34.341	87	28.803	1:33.679	50	27.565	1:29.791
1	14.391	1:49.248	1	23.609	1:36.431	1	33.127	1:35.881	1	42.536	1:36.051	87	36.678	1:34.741
91	16.817	1:51.674	94	28.295	1:36.317	94	38.630	1:36.698	94	48.814	1:36.826	1	51.522	1:35.852
94	19.191	1:54.048	91	31.104	1:41.500	91	46.329	1:41.588	91	1:01.579	1:41.892	94	58.599	1:36.651
68	26.377	2:01.234	68	47.984	1:48.820	68	1:09.936	1:48.315				91	1:18.040	1:43.327

Race 4 HSCC/HRSR Historic Racing Saloons Championship supported by Fargo Co: LAP CHART

(contd.)

Lap 6			Lap 7			Lap 8			Lap 9			Lap 10		
No	Behind	Laptime	No	Behind	Laptime	No	Behind	Laptime	No	Behind	Laptime	No	Behind	Laptime
35		1:26.566	35		1:26.589	35		1:27.131	35		1:27.729	35		1:28.254
21	1.144	1:26.918	21	1.948	1:27.393	21	2.593	1:27.776	94	1 LAP	1:37.987	21	6.675	1:30.639
31	3.938	1:27.749	31	4.724	1:27.375	31	6.549	1:28.956	21	4.290	1:29.426	31	9.051	1:29.265
46	7.795	1:28.556	46	10.380	1:29.174	46	12.569	1:29.320	31	8.040	1:29.220	68	2 LAPS	1:48.600
54	13.112	1:29.632	91	1 LAP	1:46.207	54	18.918	1:29.900	46	14.502	1:29.662	94	1 LAP	1:37.290
32	13.355	1:29.157	54	16.149	1:29.626	91	1 LAP	1:43.952	54	20.587	1:29.398	46	15.278	1:29.030
85	21.708	1:31.253	85	25.708	1:30.589	85	30.791	1:32.214	85	34.318	1:31.256	54	22.281	1:29.948
52	27.269	1:31.691	52	31.825	1:31.145	50	37.003	1:30.078	50	39.771	1:30.497	85	37.382	1:31.318
77	27.817	1:31.147	77	32.793	1:31.565	77	38.209	1:32.547	77	42.362	1:31.882	50	41.852	1:30.335
50	30.832	1:29.833	50	34.056	1:29.813	52	52.436	1:47.742	91	1 LAP	1:44.199	77	45.895	1:31.787
68	1 LAP	1:50.734	68	1 LAP	1:48.492	87	1:06.538	1:37.725	52	57.246	1:32.539	91	1 LAP	1:43.082
87	45.297	1:35.185	87	55.944	1:37.236	1	1:16.378	1:34.696	87	1:15.249	1:36.440	52	1:11.921	1:42.929
1	1:00.170	1:35.214	1	1:08.813	1:35.232	68	1 LAP	1:50.133	1	1:22.716	1:34.067	87	1:22.494	1:35.499
94	1:08.962	1:36.929	94	1:19.418	1:37.045									

Race 4 HSCC/HRSR Historic Racing Saloons Championship supported by Fargo Co: LAP CHART

(contd.)

Lap 11			Lap 12			Lap 13			Lap 14			Lap 15		
No	Behind	Laptime	No	Behind	Laptime	No	Behind	Laptime	No	Behind	Laptime	No	Behind	Laptime
35		1:27.812												
1	1 LAP	1:33.948												
31	9.487	1:28.248												
21	10.557	1:31.694												
46	16.663	1:29.197												
94	1 LAP	1:37.448												
54	24.491	1:30.022												
68	2 LAPS	1:49.462												
85	40.495	1:30.925												
50	44.289	1:30.249												
77	49.502	1:31.419												
91	1 LAP	1:42.476												
52	1:20.879	1:36.770												
87	1:30.076	1:35.394												

Race 5 HSCC Legends Racing Historic Formula Ford supported by Avon tyres

RACE RESULT - Race 5

POS	NO	CL	NAME	NAT	ENTRY	TIME	LAPS	GAP	MPH	BEST
1	87		Nelson ROWE		Crossle 20 F	15:54.023	12		88.39	1:18.269
2	42		Nigel BANCROFT		Crossle 20F	16:07.493	12	13.470	87.16	1:19.188
3	7		John GOLDSMITH		Macon MR8B	16:07.915	12	13.892	87.12	1:19.069
4	85		C. LILLINGSTON-PRICE		Merlyn Mk11	16:22.624	12	28.601	85.81	1:20.396
5	77		Chris SHARPLES		Palliser WDF1	16:22.683	12	28.660	85.81	1:19.991
6	44		John BLADON		Merlyn Mk11A	16:23.565	12	29.542	85.73	1:20.508
7	2		Paul SLEEMAN		Jamun T2	16:27.155	12	33.132	85.42	1:20.443
8	57		David WILD		Lola T200	16:27.391	12	33.368	85.40	1:20.445
9	45		Colin WRIGHT		Merlyn Mk 17	16:29.930	12	35.907	85.18	1:20.558
10	82		Lord DRAYSON		Merlyn Mk20	16:30.497	12	36.474	85.13	1:19.955
11	27		Dick DIXON		Lotus 61	16:30.952	12	36.929	85.09	1:20.441
12	62		Keith NORMAN		Palliser WDF3	16:34.337	12	40.314	84.80	1:21.066
13	78		Neil FENDER		Jamun T2	16:56.936	12	1:02.913	82.92	1:22.561
14	20		Henry SCOTT		Lola T200	16:58.071	12	1:04.048	82.83	1:22.158
15	86		George FOWLER		Macon MR8	16:58.439	12	1:04.416	82.80	1:21.493
16	48		Crispin SCHLAEFLI		Macon MR8	16:59.256	12	1:05.233	82.73	1:22.612
17	39		Michael RICHINGS		Alexis 15	17:01.050	12	1:07.027	82.58	1:22.091
18	58		Terry VAN DER ZEE		Nike MK4	16:00.760	11	1 LAP	80.45	1:25.081
NOT CLASSIFIED										
96	N		Dean BOWER		Hawke DL2B	8:30.709	6	D.N.F.	82.55	1:21.880
66			Gregory THORNTON		Titan MK 4	7:02.323	5	D.N.F.	83.19	1:21.758
FASTEST LAP										
87			Nelson ROWE		Crossle 20 F	1:18.269	3	89.78mph		144.49kph
96	N		Dean BOWER		Hawke DL2B	1:21.880	5	85.82mph		138.11kph

Weather/Track - Bright/Dry

These results are provisional until the conclusion of any judicial and technical matters.

Snetterton
Circuit Length = 1.9520 miles.
Start: 15:14 End: 15:29

Clerk of Course:	Stewards:	Timekeeper:
------------------	-----------	-------------

Race 5 HSCC Legends Racing Historic Formula Ford supported by Avon tyres

LAP CHART

Lap 1			Lap 2			Lap 3			Lap 4			Lap 5		
No	Behind	Laptime	No	Behind	Laptime	No	Behind	Laptime	No	Behind	Laptime	No	Behind	Laptime
42		1:27.163	42		1:20.947	87		1:18.269	87		1:18.479	87		1:18.456
87	0.003	1:27.166	87	0.004	1:20.948	42	0.936	1:19.209	42	2.644	1:20.187	42	4.281	1:20.093
7	0.339	1:27.502	7	0.590	1:21.198	7	2.287	1:19.970	7	2.877	1:19.069	7	4.455	1:20.034
85	2.062	1:29.225	85	2.566	1:21.451	85	5.031	1:20.738	85	6.948	1:20.396	85	8.947	1:20.455
77	2.597	1:29.760	77	3.613	1:21.963	77	5.896	1:20.556	77	7.583	1:20.166	77	9.118	1:19.991
44	2.744	1:29.907	44	4.086	1:22.289	44	7.164	1:21.351	44	10.110	1:21.425	44	12.806	1:21.152
57	3.777	1:30.940	57	4.279	1:21.449	57	10.315	1:24.309	2	12.954	1:20.795	2	16.379	1:21.881
82	4.213	1:31.376	82	4.931	1:21.665	27	10.536	1:23.630	57	13.051	1:21.215	57	16.428	1:21.833
27	4.501	1:31.664	27	5.179	1:21.625	2	10.638	1:22.432	27	13.978	1:21.921	27	17.092	1:21.570
45	5.010	1:32.173	45	6.258	1:22.195	45	11.460	1:23.475	45	14.600	1:21.619	45	18.104	1:21.960
2	5.380	1:32.543	2	6.479	1:22.046	62	11.566	1:23.187	66	15.184	1:21.758	66	19.005	1:22.277
62	6.271	1:33.434	62	6.652	1:21.328	66	11.905	1:22.261	62	15.709	1:22.622	62	19.065	1:21.812
78	6.851	1:34.014	66	7.917	1:21.879	82	13.725	1:27.067	82	17.758	1:22.512	82	21.262	1:21.960
66	6.985	1:34.148	96	9.006	1:22.441	96	14.506	1:23.773	78	18.647	1:22.561	78	23.660	1:23.469
96	7.512	1:34.675	78	9.755	1:23.851	78	14.565	1:23.083	39	19.266	1:22.678	39	23.845	1:23.035
48	7.928	1:35.091	39	11.249	1:23.644	39	15.067	1:22.091	86	21.921	1:24.355	96	25.351	1:21.880
39	8.552	1:35.715	86	12.010	1:24.065	86	16.045	1:22.308	96	21.927	1:25.900	86	26.313	1:22.848
86	8.892	1:36.055	48	12.160	1:25.179	48	17.783	1:23.896	48	23.668	1:24.364	48	28.732	1:23.520
20	10.377	1:37.540	20	13.807	1:24.377	20	19.539	1:24.005	20	24.445	1:23.385	20	29.652	1:23.663
58	10.928	1:38.091	58	15.380	1:25.399	58	22.188	1:25.081	58	30.076	1:26.367	58	38.337	1:26.717

Race 5 HSCC Legends Racing Historic Formula Ford supported by Avon tyres

LAP CHART

(contd.)

Lap 6			Lap 7			Lap 8			Lap 9			Lap 10		
No	Behind	Laptime	No	Behind	Laptime	No	Behind	Laptime	No	Behind	Laptime	No	Behind	Laptime
87		1:18.787	87		1:18.976	87		1:19.005	87		1:18.447	87		1:18.437
42	6.822	1:21.328	42	7.962	1:20.116	42	8.330	1:19.373	42	9.319	1:19.436	42	11.612	1:20.730
7	6.823	1:21.155	7	8.394	1:20.547	7	8.835	1:19.446	7	9.632	1:19.244	7	12.268	1:21.073
77	11.563	1:21.232	77	14.858	1:22.271	85	18.186	1:22.072	85	20.337	1:20.598	85	23.231	1:21.331
85	11.899	1:21.739	85	15.119	1:22.196	77	19.494	1:23.641	77	21.626	1:20.579	77	23.351	1:20.162
44	15.329	1:21.310	44	18.401	1:22.048	44	20.796	1:21.400	44	23.162	1:20.813	44	25.233	1:20.508
2	18.831	1:21.239	2	21.421	1:21.566	2	24.177	1:21.761	2	27.005	1:21.275	2	29.236	1:20.668
57	19.319	1:21.678	57	21.563	1:21.220	57	24.253	1:21.695	57	27.229	1:21.423	57	29.327	1:20.535
27	19.715	1:21.410	27	22.213	1:21.474	27	24.765	1:21.557	27	28.557	1:22.239	45	31.219	1:21.100
45	20.866	1:21.549	45	23.106	1:21.216	45	24.963	1:20.862	45	28.556	1:22.040	82	32.085	1:21.169
62	22.256	1:21.978	82	24.624	1:20.317	62	27.598	1:21.546	82	29.353	1:19.955	27	32.413	1:22.293
82	23.283	1:20.808	62	25.057	1:21.777	82	27.845	1:22.226	62	30.664	1:21.513	62	33.549	1:21.322
78	28.158	1:23.285	78	34.091	1:24.909	78	40.345	1:25.259	78	46.748	1:24.850	78	51.926	1:23.615
39	28.196	1:23.138	20	40.011	1:23.943	48	45.833	1:24.671	20	49.989	1:22.158	20	55.206	1:23.654
96	28.604	1:22.040	48	40.167	1:24.699	20	46.278	1:25.272	48	50.526	1:23.140	48	55.364	1:23.275
86	30.275	1:22.749	39	45.391	1:36.171	86	49.415	1:21.786	86	53.474	1:22.506	86	57.181	1:22.144
48	34.444	1:24.499	86	46.634	1:35.335	39	50.371	1:23.985	39	54.817	1:22.893	39	59.097	1:22.717
20	35.044	1:24.179	58	56.162	1:27.332	58	1:03.918	1:26.761	58	1:10.838	1:25.367	58	1:17.914	1:25.513
58	47.806	1:28.256												

Race 5 HSCC Legends Racing Historic Formula Ford supported by Avon tyres LAP CHART

(contd.)

Lap 11			Lap 12			Lap 13			Lap 14			Lap 15		
No	Behind	Laptime	No	Behind	Laptime	No	Behind	Laptime	No	Behind	Laptime	No	Behind	Laptime
87		1:18.285	87		1:18.768									
42	13.050	1:19.723	58	1 LAP	1:25.876									
7	13.485	1:19.502	42	13.470	1:19.188									
85	26.666	1:21.720	7	13.892	1:19.175									
77	27.407	1:22.341	85	28.601	1:20.703									
44	27.650	1:20.702	77	28.660	1:20.021									
2	31.394	1:20.443	44	29.542	1:20.660									
57	31.487	1:20.445	2	33.132	1:20.506									
45	33.492	1:20.558	57	33.368	1:20.649									
82	34.067	1:20.267	45	35.907	1:21.183									
27	34.569	1:20.441	82	36.474	1:21.175									
62	36.330	1:21.066	27	36.929	1:21.128									
78	57.581	1:23.940	62	40.314	1:22.752									
20	1:00.052	1:23.131	78	1:02.913	1:24.100									
86	1:00.389	1:21.493	20	1:04.048	1:22.764									
48	1:01.389	1:24.310	86	1:04.416	1:22.795									
39	1:02.994	1:22.182	48	1:05.233	1:22.612									
			39	1:07.027	1:22.801									

Race 6 70s Road Sports Championship for the Wesprey Castings Trophy

RACE RESULT - Race 6

POS	NO	CL	NAME	NAT	ENTRY	TIME	LAPS	GAP	MPH	BEST
1	24	B	Charles BARTER		Datsun 240Z	15:45.058	11		81.79	1:24.638
2	46	B	Jim BAYNAM		TVR Tuscan V6	15:49.406	11	4.348	81.41	1:25.232
3	44	C	Alan HARPER		Lotus Elan S4	15:49.537	11	4.479	81.40	1:24.565
4	9	B	Julian BARTER		TVR 3000M	15:57.284	11	12.226	80.74	1:25.630
5	1	A	Richard THORNE		Morgan +8	16:03.528	11	18.470	80.22	1:25.542
6	54	C	Chris HOLLAND		Lotus 7S4	16:11.964	11	26.906	79.52	1:27.090
7	15	A	Philip MCKELVEY		Morgan +8	16:23.058	11	38.000	78.63	1:27.203
8	3	A	Paul CONWAY		Morgan +8	16:27.898	11	42.840	78.24	1:27.444
9	77	A	Andrew SHARP		Porsche 928	16:31.775	11	46.717	77.94	1:28.271
10	31	A	Mark BENNETT		MGB GTV8	16:39.558	11	54.500	77.33	1:28.975
11	26	B	Paul STAFFORD		Datsun 240Z	16:47.373	11	1:02.315	76.73	1:29.016
12	64	A	Paul ANDERSON		Porsche 928	16:54.409	11	1:09.351	76.20	1:29.047
13	40	C	Bill BRAITHWAITE		Lotus Elan	16:55.071	11	1:10.013	76.15	1:29.414
14	16	A	Trevor ROWNEY		MGB GTV8	16:59.689	11	1:14.631	75.80	1:29.917
15	29	A	Philip BRIGGS		Porsche 928	17:04.469	11	1:19.411	75.45	1:29.668
16	98	C	Bob TROTTER		Ford Escort RS2000	15:53.216	10	1 LAP	73.72	1:32.496
17	42	C	Ross BRAITHWAITE		Lotus Europa	16:01.179	10	1 LAP	73.11	1:32.668
18	23	D2	William MORTON		Alfa Romeo Alfetta GTV	16:02.865	10	1 LAP	72.98	1:33.786
19	39	D2	Jonathan HARTOP		Alfa 2000GTV	16:07.567	10	1 LAP	72.62	1:33.410
20	59	E	Ralph HARWOOD-PENN		MG Midget	16:22.261	10	1 LAP	71.54	1:35.343
21	20	D2	John HILLON		Porsche 924	16:24.978	10	1 LAP	71.34	1:34.591
22	57	D2	Mark OLDFIELD		Alfa Romeo Alfetta GTV	16:34.217	10	1 LAP	70.68	1:33.910
23	69	D2	Peter HEAD		MGB Roadster	16:13.361	9	2 LAPS	64.97	1:42.362
24	61	D2	Luke CLARK-BAGNALL		Triumph GT6 Mk3	16:22.535	9	2 LAPS	64.36	1:33.331

NOT CLASSIFIED

27	B	Matthew BANNISTER	Datsun 240Z	15:06.160	10	D.N.F.	77.54	1:26.042
60	D2	David MARSHALL	Lancia Beta Monte Carlo	4:35.255	2	D.N.F.	51.06	1:57.681
33	B	Clive FOSKETT	Datsun 240Z	4:42.198	2	D.N.F.	49.80	1:43.118

FASTEST LAP

44	C	Alan HARPER	Lotus Elan S4	1:24.565	9	83.09mph	133.73kph
24	B	Charles BARTER	Datsun 240Z	1:24.638	6	83.02mph	133.61kph
1	A	Richard THORNE	Morgan +8	1:25.542	7	82.14mph	132.20kph
61	D2	Luke CLARK-BAGNALL	Triumph GT6 Mk3	1:33.331	9	75.29mph	121.17kph
59	E	Ralph HARWOOD-PENN	MG Midget	1:35.343	3	73.70mph	118.61kph

Weather/Track - Bright/Dry

These results are provisional until the conclusion of any judicial and technical matters.

Snetterton
Circuit Length = 1.9520 miles.
Start: 15:42 End: 15:57

Clerk of Course:	Stewards:	Timekeeper:
------------------	-----------	-------------

Race 6 70s Road Sports Championship for the Wesprey Castings Trophy

LAP CHART

Lap 1			Lap 2			Lap 3			Lap 4			Lap 5		
No	Behind	Laptime	No	Behind	Laptime	No	Behind	Laptime	No	Behind	Laptime	No	Behind	Laptime
24		1:31.381	24		1:24.713	24		1:25.609	24		1:26.079	24		1:26.182
46	1.366	1:32.747	46	2.879	1:26.226	46	3.457	1:26.187	46	2.610	1:25.232	46	2.259	1:25.831
27	2.956	1:34.337	27	4.640	1:26.397	27	5.073	1:26.042	9	4.644	1:25.630	44	4.303	1:24.832
9	3.381	1:34.762	9	5.014	1:26.346	9	5.093	1:25.688	44	5.653	1:25.425	9	4.305	1:25.843
1	3.723	1:35.104	1	6.273	1:27.263	44	6.307	1:25.323	27	6.103	1:27.109	27	6.280	1:26.359
44	4.500	1:35.881	44	6.593	1:26.806	1	7.738	1:27.074	1	7.866	1:26.207	1	8.025	1:26.341
54	5.400	1:36.781	54	8.169	1:27.482	54	9.650	1:27.090	54	10.785	1:27.214	54	12.623	1:28.020
77	6.913	1:38.294	15	10.348	1:27.520	15	11.942	1:27.203	15	13.899	1:28.036	15	15.822	1:28.105
15	7.541	1:38.922	77	11.979	1:29.779	60	1 LAP	2:37.574P	77	19.492	1:29.262	69	1 LAP	1:46.218
31	8.528	1:39.909	31	13.631	1:29.816	77	16.309	1:29.939	3	20.100	1:29.234	77	22.852	1:29.542
3	8.783	1:40.164	3	13.784	1:29.714	3	16.945	1:28.770	31	21.403	1:29.315	3	23.392	1:29.474
64	11.528	1:42.909	64	17.954	1:31.139	31	18.167	1:30.145	64	31.436	1:32.108	31	24.780	1:29.559
33	11.737	1:43.118	26	23.879	1:33.981	33	1 LAP	2:59.080P	26	33.491	1:29.191	26	37.300	1:29.991
20	12.094	1:43.475	29	24.106	1:33.553	64	25.407	1:33.062	29	36.366	1:29.839	64	37.491	1:32.237
98	14.497	1:45.878	40	24.666	1:32.560	26	30.379	1:32.109	40	37.507	1:30.718	29	39.852	1:29.668
26	14.611	1:45.992	20	24.665	1:37.284	29	32.606	1:34.109	16	38.644	1:30.718	40	41.427	1:30.102
29	15.266	1:46.647	98	24.694	1:34.910	40	32.868	1:33.811	20	43.775	1:34.591	16	43.271	1:30.809
40	16.819	1:48.200	23	26.915	1:34.523	16	34.005	1:32.415	23	44.734	1:34.285	20	53.022	1:35.429
23	17.105	1:48.486	16	27.199	1:31.300	98	34.076	1:34.991	98	44.839	1:36.842	98	53.235	1:34.578
61	18.126	1:49.507	61	27.782	1:34.369	20	35.263	1:36.207	39	46.142	1:33.410	23	53.331	1:34.779
39	19.304	1:50.685	39	30.142	1:35.551	23	36.528	1:35.222	57	50.353	1:33.910	39	54.013	1:34.053
16	20.612	1:51.993	57	33.181	1:36.144	61	36.806	1:34.633	42	51.144	1:34.054	61	1 LAP	3:14.105P
59	21.719	1:53.100	42	33.567	1:35.445	39	38.811	1:34.278	59	54.083	1:35.440	57	58.964	1:34.793
57	21.750	1:53.131	59	34.988	1:37.982	57	42.522	1:34.950				42	59.337	1:34.375
42	22.835	1:54.216	69	1:04.197	2:01.772	42	43.169	1:35.211				59	1:04.052	1:36.151
60	26.300	1:57.681				59	44.722	1:35.343						
69	27.138	1:58.519				69	1:24.204	1:45.616						

Race 6 70s Road Sports Championship for the Wesprey Castings Trophy

LAP CHART

(contd.)

Lap 6			Lap 7			Lap 8			Lap 9			Lap 10		
No	Behind	Laptime	No	Behind	Laptime	No	Behind	Laptime	No	Behind	Laptime	No	Behind	Laptime
24		1:24.638	24		1:24.750	24		1:25.247	24		1:26.615	24		1:25.075
46	2.901	1:25.280	46	3.523	1:25.372	46	4.424	1:26.148	42	1 LAP	1:33.533	46	3.830	1:25.452
44	5.208	1:25.543	44	5.555	1:25.097	59	1 LAP	1:38.895	57	1 LAP	1:35.130	44	4.196	1:25.531
9	6.518	1:26.851	9	7.617	1:25.849	44	5.790	1:25.482	46	3.453	1:25.644	23	1 LAP	1:35.995
27	8.377	1:26.735	27	10.143	1:26.516	9	8.194	1:25.824	44	3.740	1:24.565	42	1 LAP	1:32.668
1	9.392	1:26.005	1	10.184	1:25.542	61	2 LAPS	1:37.180	39	1 LAP	1:35.291	69	2 LAPS	1:45.639
54	15.340	1:27.355	54	18.050	1:27.460	1	12.654	1:27.717	20	1 LAP	1:38.277	9	10.901	1:27.593
15	19.835	1:28.651	15	23.902	1:28.817	27	12.770	1:27.874	9	8.383	1:26.804	57	1 LAP	1:34.941
77	27.724	1:29.510	77	31.895	1:28.921	54	20.107	1:27.304	1	13.068	1:27.029	39	1 LAP	1:34.046
3	28.382	1:29.628	3	32.939	1:29.307	15	27.193	1:28.538	27	13.874	1:27.719	1	14.035	1:26.042
31	29.117	1:28.975	31	34.197	1:29.830	77	35.461	1:28.813	59	1 LAP	1:36.521	20	1 LAP	1:43.010
69	1 LAP	1:45.429	26	46.834	1:29.409	3	36.026	1:28.334	61	2 LAPS	1:35.062	54	23.771	1:27.649
26	42.175	1:29.513	64	47.509	1:29.864	31	38.427	1:29.477	54	21.197	1:27.705	59	1 LAP	1:36.434
64	42.395	1:29.542	40	53.354	1:31.492	26	50.932	1:29.345	15	30.032	1:29.454	61	2 LAPS	1:36.410
29	45.631	1:30.417	16	54.534	1:29.917	64	51.926	1:29.664	3	36.855	1:27.444	15	34.120	1:29.163
40	46.612	1:29.823	29	56.565	1:35.684	40	57.521	1:29.414	77	37.731	1:28.885	3	39.501	1:27.721
16	49.367	1:30.734	69	1 LAP	1:44.125	16	59.598	1:30.311	31	42.208	1:30.396	77	40.927	1:28.271
98	1:01.093	1:32.496	98	1:09.349	1:33.006	29	1:02.834	1:31.516	26	53.500	1:29.183	27	45.871	1:57.072P
23	1:02.479	1:33.786	23	1:14.163	1:36.434	69	1 LAP	1:42.362	64	54.358	1:29.047	31	47.613	1:30.480
39	1:03.033	1:33.658	20	1:18.163	1:36.982	98	1:18.155	1:34.053	40	1:00.374	1:29.468	26	58.068	1:29.643
20	1:05.931	1:37.547	42	1:18.768	1:34.480	23	1:23.186	1:34.270	16	1:03.064	1:30.081	64	58.970	1:29.687
57	1:08.364	1:34.038	57	1:19.930	1:36.316				29	1:06.782	1:30.563	40	1:04.931	1:29.632
42	1:09.038	1:34.339	39	1:20.943	1:42.660				98	1:24.964	1:33.424	16	1:08.351	1:30.362
59	1:15.779	1:36.365										29	1:13.695	1:31.988
61	1 LAP	1:47.938												

Race 6 70s Road Sports Championship for the Wesprey Castings Trophy

LAP CHART

(contd.)

Lap 11			Lap 12			Lap 13			Lap 14			Lap 15		
No	Behind	Laptime	No	Behind	Laptime	No	Behind	Laptime	No	Behind	Laptime	No	Behind	Laptime
24		1:24.769												
46	4.348	1:25.287												
44	4.479	1:25.052												
98	1 LAP	1:33.038												
9	12.226	1:26.094												
42	1 LAP	1:32.858												
23	1 LAP	1:35.085												
1	18.470	1:29.204												
39	1 LAP	1:33.935												
54	26.906	1:27.904												
69	2 LAPS	1:43.681												
59	1 LAP	1:36.030												
61	2 LAPS	1:33.331												
15	38.000	1:28.649												
20	1 LAP	1:42.176												
3	42.840	1:28.108												
77	46.717	1:30.559												
57	1 LAP	2:00.864												
31	54.500	1:31.656												
26	1:02.315	1:29.016												
64	1:09.351	1:35.150												
40	1:10.013	1:29.851												
16	1:14.631	1:31.049												
29	1:19.411	1:30.485												

HSCC Classic Formula 3 Championship

RACE RESULT - Race 7

POS	NO	CL	NAME	NAT	ENTRY	TIME	LAPS	GAP	MPH	BEST
1	1	A	Steve MAXTED		Argo JM6	6:09.378	5		95.12	1:12.305
2	7	A	Richard TROTT		Ralt RT1	6:17.789	5	8.411	93.00	1:14.246
3	82	A	John BRADSHAW		Argo JM1	6:19.703	5	10.325	92.53	1:14.301
4	17	A	Keith WHITE		Ralt RT 1	6:20.936	5	11.558	92.23	1:14.343
5	46	A	Alan GOODMAN		March 793	6:26.807	5	17.429	90.83	1:14.912
6	63	Inv	Paul SMITH		Jamun T6	6:36.062	5	26.684	88.71	1:17.164
7	50	A	Julian BALDWIN		March 783	6:39.171	5	29.793	88.02	1:15.903
8	9	Inv	Adam ORMANDY		Reynard SF78	6:41.277	5	31.899	87.56	1:18.176
9	42	A	Tom THORNTON		Argo JM3	6:41.471	5	32.093	87.51	1:17.499
10	43	Inv	Jan LANGDON		Reynard SF78	6:42.109	5	32.731	87.37	1:18.423
11	51	Inv	Stuart OLLEY		Delta T79	6:46.860	5	37.482	86.35	1:19.149
12	79	Inv	Warren MOYE		Delta T79	6:48.338	5	38.960	86.04	1:19.047
13	64	Inv	Janet SHERRY		Royale RP27	7:15.924	5	1:06.546	80.60	1:24.830
14	96	B	Gareth WALTERS		Palliser WD F3	7:33.323	5	1:23.945	77.50	1:27.806
15	76	A	David O'DWYER		March 763	6:25.471	4	1 LAP	72.92	1:32.697

NOT CLASSIFIED

38	A	Alex AMES		Chevron B38	5:03.455	4	D.N.F.	92.62	1:13.924
83	Inv	Jon LUCAS		Reynard SF79		0	D.N.F.	N/A	

FASTEST LAP

1	A	Steve MAXTED		Argo JM6	1:12.305	3	97.18mph	156.40kph
63	Inv	Paul SMITH		Jamun T6	1:17.164	3	91.06mph	146.56kph
96	B	Gareth WALTERS		Palliser WD F3	1:27.806	5	80.03mph	128.79kph

Weather/Track - Bright/Dry

These results are provisional until the conclusion of any judicial and technical matters.

Snetterton
Circuit Length = 1.9520 miles.
Start: 16:31 End: 16:37

Clerk of Course:	Stewards:	Timekeeper:
------------------	-----------	-------------

HSCC Classic Formula 3 Championship LAP CHART

Lap 1			Lap 2			Lap 3			Lap 4			Lap 5		
No	Behind	Laptime	No	Behind	Laptime	No	Behind	Laptime	No	Behind	Laptime	No	Behind	Laptime
38		1:18.619	1		1:12.663	1		1:12.305	1		1:12.731	1		1:13.015
1	0.045	1:18.664	38	1.509	1:14.217	38	3.128	1:13.924	7	6.420	1:14.595	7	8.411	1:15.006
7	1.060	1:19.679	7	2.598	1:14.246	7	4.556	1:14.263	38	7.092	1:16.695	82	10.325	1:14.967
82	2.567	1:21.186	82	4.550	1:14.691	82	6.546	1:14.301	82	8.373	1:14.558	17	11.558	1:15.229
17	3.572	1:22.191	17	5.207	1:14.343	17	7.391	1:14.489	17	9.344	1:14.684	76	1 LAP	1:34.781
46	4.334	1:22.953	46	6.538	1:14.912	46	9.824	1:15.591	46	13.013	1:15.920	46	17.429	1:17.431
63	7.592	1:26.211	63	12.455	1:17.571	63	17.314	1:17.164	63	21.954	1:17.371	63	26.684	1:17.745
9	8.053	1:26.672	9	13.521	1:18.176	9	19.572	1:18.356	9	25.969	1:19.128	50	29.793	1:16.000
43	8.795	1:27.414	43	14.510	1:18.423	42	20.381	1:17.499	42	26.268	1:18.618	9	31.899	1:18.945
51	10.082	1:28.701	42	15.187	1:17.810	43	21.193	1:18.988	50	26.808	1:16.187	42	32.093	1:18.840
42	10.085	1:28.704	51	16.994	1:19.620	50	23.352	1:15.903	43	27.156	1:18.694	43	32.731	1:18.590
79	11.695	1:30.314	79	18.831	1:19.844	51	24.338	1:19.649	51	30.756	1:19.149	51	37.482	1:19.741
50	15.858	1:34.477	50	19.754	1:16.604	79	26.322	1:19.796	79	32.928	1:19.337	79	38.960	1:19.047
64	15.897	1:34.516	64	28.019	1:24.830	64	40.609	1:24.895	64	53.069	1:25.191	64	1:06.546	1:26.492
96	22.597	1:41.216	96	37.706	1:27.817	96	53.646	1:28.245	96	1:09.154	1:28.239	96	1:23.945	1:27.806
76	26.577	1:45.196	76	46.666	1:32.797	76	1:07.058	1:32.697						

Race 8 HSCC Millers Oils Classic Sports Cars Championship

RACE RESULT - Race 8 - Amended

POS	NO	CL	NAME	NAT	ENTRY	TIME	LAPS	GAP	MPH	BEST
1	70	GT7	Les ELY		Jaguar E-Type	15:39.942	11		82.23	1:23.909
2	2	GT3	Stuart TIZZARD		Lotus Elan S1	15:42.681	11	2.739	81.99	1:23.358
3	17	Gt3	Malcolm RICKETTS		Lotus Elan	15:44.848	11	4.906	81.81	1:24.113
4	58	GT7	Harry WYNDHAM		Jaguar E-Type	16:08.281	11	28.339	79.83	1:26.452
5	29	GT7	Lord DRAYSON		Jaguar E-Type	16:20.598	11	40.656	78.82	1:25.429
6	60	GT1	Tom HARRIS		Lotus Elan S2	16:31.860	11	51.918	77.93	1:28.508
7	30	GT5	David METHLEY		Chevrolet Corvette	16:37.810	11	57.868	77.46	1:28.764
8	1	GT6	Simon ASHWORTH		MGB	17:07.374	11	1:27.432	75.24	1:31.224
9	78	GT2	Andrew COLLEY		Lotus Elite	15:51.423	10	1 LAP	73.86	1:32.496
10	71	GT2	Brian ARCULUS		Lotus Elite	15:57.845	10	1 LAP	73.36	1:33.963
11	84	GT6	Graham JONES		MGB	16:01.176	10	1 LAP	73.11	1:34.087
12	81	GT2	John HILBERY		Lotus Elite	16:40.850	10	1 LAP	70.21	1:37.434
13	74	GT6	Beverley PHILLIPS		MGB	16:53.524	10	1 LAP	69.33	1:38.762

NOT CLASSIFIED

80	GT7	Richard GOSS		Austin Healey 3000	15:37.723	9	D.N.F.	67.44	1:40.995
48	GT4	Mark ASHWORTH		TVR Grantura 1800s	6:07.297	4	D.N.F.	76.52	1:29.235
5	GT7	Michael MOORE		Jaguar E-Type	4:53.327	3	D.N.F.	71.87	1:25.830

FASTEST LAP

2	GT3	Stuart TIZZARD		Lotus Elan S1	1:23.358	10	84.30mph	135.67kph
70	GT7	Les ELY		Jaguar E-Type	1:23.909	7	83.74mph	134.77kph
17	Gt3	Malcolm RICKETTS		Lotus Elan	1:24.113	9	83.54mph	134.45kph
60	GT1	Tom HARRIS		Lotus Elan S2	1:28.508	6	79.39mph	127.77kph
30	GT5	David METHLEY		Chevrolet Corvette	1:28.764	9	79.16mph	127.40kph
48	GT4	Mark ASHWORTH		TVR Grantura 1800s	1:29.235	4	78.74mph	126.73kph
1	GT6	Simon ASHWORTH		MGB	1:31.224	2	77.03mph	123.97kph
78	GT2	Andrew COLLEY		Lotus Elite	1:32.496	7	75.97mph	122.26kph

Car 88 excluded, Blue Book J.16.1.K and J.16.1.M

Weather/Track - Bright/Dry

These results are provisional until the conclusion of any judicial and technical matters.

Snetterton

Circuit Length = 1.9520 miles.

Start: 16:55 End: 17:10

Clerk of Course:	Stewards:	Timekeeper:
------------------	-----------	-------------

Race 8 HSCC Millers Oils Classic Sports Cars Championship

LAP CHART

Lap 1			Lap 2			Lap 3			Lap 4			Lap 5		
No	Behind	Laptime	No	Behind	Laptime	No	Behind	Laptime	No	Behind	Laptime	No	Behind	Laptime
5		1:32.202	5		1:25.830	70		1:24.339	88		1:23.715	88		1:24.558
70	0.610	1:32.812	70	0.806	1:26.026	88	0.897	1:24.869	70	0.603	1:25.215	70	0.977	1:24.932
17	1.579	1:33.781	88	1.173	1:25.211	17	4.111	1:27.570	17	4.350	1:24.851	2	5.099	1:24.553
88	1.792	1:33.994	17	1.686	1:25.937	2	4.943	1:25.941	2	5.104	1:24.773	17	5.675	1:25.883
58	2.849	1:35.051	58	3.471	1:26.452	58	6.073	1:27.747	58	8.362	1:26.901	58	12.355	1:28.551
2	4.710	1:36.912	2	4.147	1:25.267	48	14.885	1:29.723	48	19.508	1:29.235	60	25.691	1:29.291
60	5.965	1:38.167	60	9.288	1:29.153	60	15.388	1:31.245	60	20.958	1:30.182	29	26.600	1:27.440
48	6.669	1:38.871	48	10.307	1:29.468	30	17.349	1:30.074	30	22.593	1:29.856	30	28.556	1:30.521
30	8.537	1:40.739	30	12.420	1:29.713	1	21.925	1:31.781	29	23.718	1:26.152	1	37.069	1:32.771
1	9.895	1:42.097	1	15.289	1:31.224	29	22.178	1:27.280	1	28.856	1:31.543	78	47.467	1:33.947
78	10.450	1:42.652	78	18.418	1:33.798	78	28.321	1:35.048	78	38.078	1:34.369	71	49.958	1:33.975
71	12.107	1:44.309	29	20.043	1:28.107	5	30.150	1:55.295P	71	40.541	1:34.780	84	54.912	1:34.087
81	14.718	1:46.920	71	20.823	1:34.546	71	30.373	1:34.695	84	45.383	1:35.232	81	1:08.040	1:37.998
84	14.852	1:47.054	84	25.071	1:36.049	84	34.763	1:34.837	81	54.600	1:37.720			
29	17.766	1:49.968	81	26.322	1:37.434	81	41.492	1:40.315	74	1:09.312	1:41.169			
74	18.626	1:50.828	74	36.234	1:43.438	74	52.755	1:41.666	80	1:12.180	1:41.796			
80	22.814	1:55.016	80	37.979	1:40.995	80	54.996	1:42.162						

Race 8 HSCC Millers Oils Classic Sports Cars Championship

LAP CHART

(contd.)

Lap 6			Lap 7			Lap 8			Lap 9			Lap 10		
No	Behind	Laptime	No	Behind	Laptime	No	Behind	Laptime	No	Behind	Laptime	No	Behind	Laptime
88		1:24.539	88		1:23.296	88		1:23.690	88		1:24.607	88		1:24.409
74	1 LAP	1:39.796	70	1.299	1:23.909	70	3.320	1:25.711	84	1 LAP	1:34.534	78	1 LAP	1:34.847
70	0.686	1:24.248	2	6.847	1:24.779	2	7.495	1:24.338	70	3.093	1:24.380	70	2.790	1:24.106
2	5.364	1:24.804	17	7.697	1:24.799	17	8.251	1:24.244	2	6.993	1:24.105	2	5.942	1:23.358
17	6.194	1:25.058	74	1 LAP	1:39.310	81	1 LAP	1:42.072	17	7.757	1:24.113	17	7.604	1:24.256
80	1 LAP	1:43.457	58	19.873	1:27.724	58	23.335	1:27.152	58	25.608	1:26.880	71	1 LAP	1:37.460
58	15.445	1:27.629	80	1 LAP	1:42.687	74	1 LAP	1:39.692	81	1 LAP	1:40.760	84	1 LAP	1:35.004
29	28.585	1:26.524	29	33.579	1:28.290	29	36.712	1:26.823	29	39.166	1:27.061	58	27.931	1:26.732
60	29.660	1:28.508	60	34.905	1:28.541	60	40.475	1:29.260	60	45.038	1:29.170	29	40.186	1:25.429
30	32.879	1:28.862	30	38.625	1:29.042	30	45.201	1:30.266	74	1 LAP	1:39.696	81	1 LAP	1:39.376
1	44.758	1:32.228	1	53.721	1:32.259	80	1 LAP	1:44.139	30	49.358	1:28.764	60	49.464	1:28.835
78	55.969	1:33.041	78	1:05.169	1:32.496	1	1:03.672	1:33.641	80	1 LAP	1:42.083	30	55.007	1:30.058
71	59.382	1:33.963	71	1:10.876	1:34.790	78	1:15.170	1:33.691	1	1:11.786	1:32.721	74	1 LAP	1:39.167
84	1:05.463	1:35.090	84	1:16.691	1:34.524	71	1:21.646	1:34.460				1	1:21.220	1:33.843
81	1:21.847	1:38.346												

Race 8 HSCC Millers Oils Classic Sports Cars Championship

LAP CHART

(contd.)

Lap 11			Lap 12			Lap 13			Lap 14			Lap 15		
No	Behind	Laptime	No	Behind	Laptime	No	Behind	Laptime	No	Behind	Laptime	No	Behind	Laptime
88		1:24.348												
80	2 LAPS	1:45.388												
70	2.706	1:24.264												
2	5.445	1:23.851												
17	7.612	1:24.356												
78	1 LAP	1:37.534												
71	1 LAP	1:34.867												
84	1 LAP	1:34.765												
58	31.045	1:27.462												
29	43.362	1:27.524												
60	54.624	1:29.508												
30	1:00.574	1:29.915												
81	1 LAP	1:39.909												
74	1 LAP	1:38.762												
1	1:30.138	1:33.266												

HSCC Derek Bell Trophy RACE RESULT - Race 9

POS	NO	CL	NAME	NAT	ENTRY	TIME	LAPS	GAP	MPH	BEST
1	24	A	Frank LYONS		Hesketh 308E	15:23.212	13		98.95	1:08.681
2	3	B	Ian JACOBS		March 742	15:26.920	13	3.708	98.55	1:09.380
3	1	C	Stuart TILLEY		Modus MI	15:56.417	13	33.205	95.51	1:12.202
4	32	B	David COPLOWE		March 712	16:45.056	13	1:21.844	90.89	1:14.311
5	18	B	Amnon NEEDHAM		Tecno F2	16:07.012	12	1 LAP	87.20	1:17.564
6	33	C	Mike CAMPBELL COLE		Brabham BT40	16:15.298	12	1 LAP	86.46	1:18.607
NOT CLASSIFIED										
42	C	James GOWANS		Chevron B34 Atlantic	14:41.696	11	D.N.F.	87.67	1:16.783	
93	A	David WOOD		Lola T142	1:26.498	1	D.N.F.	81.24	1:26.498	
39	A	Will TOMKINS		Lola T142		0	D.N.F.	N/A		
55	A	Judy LYONS		Surtees TS9		0	D.N.F.	N/A		
FASTEST LAP										
24	A	Frank LYONS		Hesketh 308E	1:08.681	12	102.31mph	164.66kph		
3	B	Ian JACOBS		March 742	1:09.380	12	101.28mph	163.00kph		
1	C	Stuart TILLEY		Modus MI	1:12.202	11	97.32mph	156.63kph		

Weather/Track - Bright/Dry

These results are provisional until the conclusion of any judicial and technical matters.

Snetterton
Circuit Length = 1.9520 miles.
Start: 17:28 End: 17:43

Clerk of Course:	Stewards:	Timekeeper:
------------------	-----------	-------------

HSCC Derek Bell Trophy LAP CHART

Lap 1			Lap 2			Lap 3			Lap 4			Lap 5		
No	Behind	Laptime	No	Behind	Laptime	No	Behind	Laptime	No	Behind	Laptime	No	Behind	Laptime
24		1:18.264	24		1:11.047	24		1:12.743	24		1:13.565	24		1:10.695
3	0.703	1:18.967	3	1.196	1:11.540	3	0.707	1:12.254	3	0.697	1:13.555	3	1.191	1:11.189
1	1.636	1:19.900	1	3.427	1:12.838	1	3.838	1:13.154	1	3.170	1:12.897	1	4.716	1:12.241
32	4.102	1:22.366	32	9.607	1:16.552	32	14.426	1:17.562	32	16.124	1:15.263	32	21.364	1:15.935
93	8.234	1:26.498	42	20.243	1:19.611	42	26.992	1:19.492	42	31.174	1:17.747	42	38.293	1:17.814
33	11.393	1:29.657	33	22.837	1:22.491	33	32.511	1:22.417	33	40.864	1:21.918	18	50.914	1:20.459
42	11.679	1:29.943	18	25.631	1:21.951	18	34.041	1:21.153	18	41.150	1:20.674	33	51.667	1:21.498
18	14.727	1:32.991												

HSCC Derek Bell Trophy LAP CHART

(contd.)

Lap 6			Lap 7			Lap 8			Lap 9			Lap 10		
No	Behind	Laptime	No	Behind	Laptime	No	Behind	Laptime	No	Behind	Laptime	No	Behind	Laptime
24		1:09.815	24		1:09.393	24		1:11.367	24		1:09.986	24		1:08.922
3	1.965	1:10.589	3	3.561	1:10.989	33	1 LAP	1:19.591	3	1.988	1:09.950	3	2.855	1:09.789
1	8.181	1:13.280	1	12.522	1:13.734	3	2.024	1:09.830	18	1 LAP	1:19.139	18	1 LAP	1:19.167
32	26.997	1:15.448	32	32.094	1:14.490	1	14.496	1:13.341	33	1 LAP	1:20.201	33	1 LAP	1:18.607
42	46.139	1:17.661	42	54.171	1:17.425	32	35.038	1:14.311	1	19.566	1:15.056	1	23.219	1:12.575
18	1:00.006	1:18.907	18	1:09.189	1:18.576	42	59.587	1:16.783	32	41.588	1:16.536	32	49.163	1:16.497
33	1:02.558	1:20.706							42	1:06.644	1:17.043			

HSCC Derek Bell Trophy LAP CHART

(contd.)

Lap 11			Lap 12			Lap 13			Lap 14			Lap 15		
No	Behind	Laptime	No	Behind	Laptime	No	Behind	Laptime	No	Behind	Laptime	No	Behind	Laptime
24		1:09.781	24		1:08.681	24		1:08.953						
3	2.519	1:09.445	3	3.218	1:09.380	3	3.708	1:09.443						
42	1 LAP	1:24.205	42	1 LAP	1:23.972	1	33.205	1:12.436						
1	25.640	1:12.202	1	29.722	1:12.763	18	1 LAP	1:17.564						
18	1 LAP	1:18.446	18	1 LAP	1:17.985	33	1 LAP	1:19.469						
33	1 LAP	1:19.595	33	1 LAP	1:19.148	32	1:21.844	1:22.164						
32	59.587	1:20.205	32	1:08.633	1:17.727									