



HISTORIC RACE MEETING

Snetterton Circuit

26th/27th June 2004



Results Provided by MST Sports Timing Ltd
www.mstworld.com

Millers Oils/AMOC Historic Formula Junior Race QUALIFYING - RACE 1

POS	NO	CL	NAME	NAT	ENTRY	TIME	LAPS	GAP	MPH
1	65	C	Edwin JOWSEY		Lotus 22	1:20.510	8		87.28
2	52	C	James CLARIDGE	GBR	Lola Mk5A	1:21.447	14	0.937	86.27
3	50	B	John MONSON		Lotus 20B FJ	1:23.631	14	3.121	84.02
4	58	C	Rollo BEALE	GBR	Lotus 22	1:25.148	14	4.638	82.52
5	66	C	Clive TEMPLE	GBR	Cooper T56	1:29.461	13	8.951	78.55
6	22	A2	Robin LACKFORD	GBR	Elva 100	1:32.024	10	11.514	76.36
7	6	A2	Michael WALLER	GBR	Huffaker BMC Mk1	1:32.415	13	11.905	76.04
8	48	B	Paul HEWES	GBR	Lotus 18	1:32.953	13	12.443	75.59
9	21	A1	Peter MULLEN	IRE	Oscala FJ	1:34.232	13	13.722	74.57
10	24	A1	Ian ROBINSON	GBR	Autosud FJ	1:44.527	12	24.017	67.22

Car Nos 22 & 65 require working transponders please.

Weather / Track : Bright / Dry

These results are provisional until the conclusion of any judicial and technical matters.

Snetterton

Circuit Length = 1.9520 miles.

Start: 09:31 End: 09:51

Clerk Of Course:	Stewards:	Timekeeper:
------------------	-----------	-------------

Millers Oils/AMOC Historic Formula Junior Race QUALIFYING - LAP ANALYSIS

6	Michael WALLER	GBR	Huffaker BMC Mk1
1 - 8:24.997	6 - 1:36.476	11 - 1:39.593	
2 - 1:42.362	7 - 1:35.604	12 - 1:33.208	
3 - 1:37.822	8 - 1:34.056	13 - 1:32.415	
4 - 1:36.574	9 - 1:35.049		
5 - 1:36.430	10 - 1:36.946		
21	Peter MULLEN	IRE	Osca FJ
1 - 8:04.413	6 - 1:37.726	11 - 1:35.291	
2 - 1:38.810	7 - 1:35.016	12 - 1:34.470	
3 - 1:37.821	8 - 1:34.434	13 - 1:34.748	
4 - 1:36.995	9 - 1:35.932		
5 - 1:34.729	10 - 1:34.232		
22	Robin LACKFORD	GBR	Elva 100
1 - 8:18.511	6 - 1:32.024		
2 - 1:42.818	7 - 1:32.439		
3 - 1:36.998	8 - 1:32.759		
4 - 1:33.285	9 - 1:33.989		
5 - 1:34.532	10 - 1:32.833		
24	Ian ROBINSON	GBR	Autosud FJ
1 - 8:17.278	6 - 1:45.478	11 - 1:45.775	
2 - 1:51.208	7 - 1:45.847	12 - 1:44.527	
3 - 1:47.395	8 - 1:46.188		
4 - 1:47.719	9 - 1:47.808		
5 - 1:46.596	10 - 1:47.104		
48	Paul HEWES	GBR	Lotus 18
1 - 8:21.414	6 - 1:39.693	11 - 1:33.292	
2 - 1:39.485	7 - 1:36.045	12 - 1:33.088	
3 - 1:39.064	8 - 1:35.027	13 - 1:32.953	
4 - 1:36.587	9 - 1:34.898		
5 - 1:40.437	10 - 1:33.407		
50	John MONSON		Lotus 20B FJ
1 - 8:17.393	6 - 1:24.895	11 - 1:23.727	
2 - 1:32.012	7 - 1:25.689	12 - 1:24.482	
3 - 1:28.156	8 - 1:25.415	13 - 1:23.844	
4 - 1:27.458	9 - 1:24.922	14 - 1:23.631	
5 - 1:25.997	10 - 1:24.606		

Car Nos 22 & 65 require working transponders please.
Weather / Track : Bright / Dry

Millers Oils/AMOC Historic Formula Junior Race QUALIFYING - LAP ANALYSIS

(contd.)


52	James CLARIDGE	GBR	Lola Mk5A
1 - 8:12.314	6 - 1:22.693	11 - 1:24.425	
2 - 1:29.938	7 - 1:22.840	12 - 1:21.866	
3 - 1:24.905	8 - 1:22.665	13 - 1:21.447	
4 - 1:23.871	9 - 1:22.304	14 - 1:24.016	
5 - 1:23.052	10 - 1:29.039		
58	Rollo BEALE	GBR	Lotus 22
1 - 8:16.517	6 - 1:26.232	11 - 1:25.740	
2 - 1:36.899	7 - 1:25.148	12 - 1:27.582	
3 - 1:27.390	8 - 1:25.803	13 - 1:25.221	
4 - 1:27.053	9 - 1:25.780	14 - 1:26.856	
5 - 1:26.326	10 - 1:25.500		
65	Edwin JOWSEY		Lotus 22
1 - 7:46.747	6 - 1:24.453		
2 - 1:22.187	7 - 1:21.920		
3 - 1:21.843	8 - 1:20.510		
4 - 1:21.906			
5 - 1:25.425			
66	Clive TEMPLE	GBR	Cooper T56
1 - 8:15.924	6 - 1:34.104	11 - 1:30.080	
2 - 1:37.860	7 - 1:31.739	12 - 1:29.815	
3 - 1:35.062	8 - 1:31.911	13 - 1:29.461	
4 - 1:33.475	9 - 1:31.858		
5 - 1:32.559	10 - 1:30.862		

Car Nos 22 & 65 require working transponders please.
Weather / Track : Bright / Dry

Millers Oils/AMOC Historic Formula Junior Race

GRID - RACE 1

ROW 5	21 MULLEN	24 ROBINSON
ROW 4	6 WALLER	48 HEWES
ROW 3	66 TEMPLE	22 LACKFORD
ROW 2	50 MONSON	58 BEALE
ROW 1	65 JOWSEY	52 CLARIDGE
	POLE	



Car Nos 22 & 65 require working transponders please.

Weather / Track : Bright / Dry

These results are provisional until the conclusion of any judicial and technical matters.

Snetterton

Circuit Length = 1.9520 miles.

Start: 09:31 End: 09:51

Clerk Of Course:	Stewards:	Timekeeper:
------------------	-----------	-------------

Millers Oils/AMOC Historic Formula Junior Race RACE CLASSIFICATION - RACE 1

POS	NO	CL	NAME	NAT	ENTRY	TIME	LAPS	GAP	MPH	BEST
1	65	C	Edwin JOWSEY		Lotus 22	21:10.490	15		82.96	1:21.313
2	52	C	James CLARIDGE	GBR	Lola Mk5A	21:21.002	15	10.512	82.28	1:22.397
3	50	B	John MONSON		Lotus 20B FJ	22:31.129	15	1:20.639	78.01	1:24.931
4	66	B	Clive TEMPLE	GBR	Cooper T56	21:37.357	14	1 LAP	75.83	1:31.150
5	48	A1	Paul HEWES	GBR	Lotus 18	22:07.067	14	1 LAP	74.13	1:32.238
6	22	A2	Robin LACKFORD	GBR	Elva 100	22:21.395	14	1 LAP	73.34	1:32.692
7	6	A2	Michael WALLER	GBR	Huffaker BMC Mk1	22:37.251	14	1 LAP	72.48	1:34.469
8	21	A1	Peter MULLEN	IRE	Oscala FJ	22:42.595	14	1 LAP	72.20	1:35.832
9	24	A1	Ian ROBINSON	GBR	Autosud FJ	22:49.108	13	2 LAPS	66.72	1:43.454

NOT CLASSIFIED

58	C	Rollo BEALE	GBR	Lotus 22	5:46.296	4	D.N.F.	81.17	1:24.513
----	---	-------------	-----	----------	----------	---	--------	-------	----------

FASTEST LAP

65	C	Edwin JOWSEY		Lotus 22	1:21.313	3	86.42mph	139.08kph
50	B	John MONSON		Lotus 20B FJ	1:24.931	4	82.74mph	133.15kph
48	A1	Paul HEWES		Lotus 18	1:32.238	7	76.18mph	122.60kph
22	A2	Robin LACKFORD		Elva 100	1:32.692	2	75.81mph	122.00kph

Car No 22 still requires a working transponders please.

Weather / Track : Overcast / Dry

These results are provisional until the conclusion of any judicial and technical matters.

Snetterton

Circuit Length = 1.9520 miles.

Start: 11:57 End: 12:18

Clerk Of Course:	Stewards:	Timekeeper:
------------------	-----------	-------------

Millers Oils/AMOC Historic Formula Junior Race

RACE CLASSIFICATION - RACE 1 - LAP CHART

Lap 1			Lap 2			Lap 3			Lap 4			Lap 5		
No	Behind	Laptime	No	Behind	Laptime	No	Behind	Laptime	No	Behind	Laptime	No	Behind	Laptime
65		1:27.091	65		1:21.463	65		1:21.313	65		1:23.329	65		1:24.000
52	0.972	1:28.063	52	1.906	1:22.397	52	3.948	1:23.355	52	3.525	1:22.906	52	4.056	1:24.531
58	4.236	1:31.327	58	8.289	1:25.516	58	11.916	1:24.940	58	13.100	1:24.513	24	1 LAP	1:45.611
50	6.495	1:33.586	50	10.397	1:25.365	50	14.142	1:25.058	50	15.744	1:24.931	50	18.652	1:26.908
66	9.211	1:36.302	66	18.937	1:31.189	66	29.046	1:31.422	66	37.555	1:31.838	66	46.705	1:33.150
22	13.819	1:40.910	22	25.048	1:32.692	22	36.631	1:32.896	22	46.350	1:33.048	22	58.320	1:35.970
6	17.054	1:44.145	6	30.530	1:34.939	6	43.686	1:34.469	48	55.006	1:33.195	48	1:04.499	1:33.493
21	18.485	1:45.576	48	32.948	1:34.200	48	45.140	1:33.505	6	55.830	1:35.473	6	1:07.838	1:36.008
48	20.211	1:47.302	21	34.157	1:37.135	21	49.398	1:36.554	21	1:02.431	1:36.362	21	1:14.691	1:36.260
24	25.359	1:52.450	24	47.806	1:43.910	24	1:09.947	1:43.454						

Car No 22 still requires a working transponders please.
Weather / Track : Overcast / Dry

Millers Oils/AMOC Historic Formula Junior Race

RACE CLASSIFICATION - RACE 1 - LAP CHART

(contd.)

Lap 6			Lap 7			Lap 8			Lap 9			Lap 10		
No	Behind	Laptime	No	Behind	Laptime	No	Behind	Laptime	No	Behind	Laptime	No	Behind	Laptime
65		1:25.732	65		1:24.140	65		1:24.101	65		1:24.970	65		1:23.990
52	2.956	1:24.632	21	1 LAP	1:36.640	52	3.567	1:25.060	52	3.583	1:24.986	24	2 LAPS	1:44.084
50	23.278	1:30.358	52	2.608	1:23.792	6	1 LAP	1:36.063	48	1 LAP	1:33.999	52	4.211	1:24.618
24	1 LAP	1:44.888	50	29.177	1:30.039	21	1 LAP	1:37.899	22	1 LAP	1:38.076	48	1 LAP	1:33.033
66	54.331	1:33.358	24	1 LAP	1:43.643	50	35.606	1:30.530	6	1 LAP	1:35.070	22	1 LAP	1:34.406
22	1:08.779	1:36.191	66	1:03.230	1:33.039	24	1 LAP	1:44.404	21	1 LAP	1:37.334	6	1 LAP	1:38.596
48	1:11.388	1:32.621	48	1:19.486	1:32.238	66	1:11.961	1:32.832	50	42.068	1:31.432	21	1 LAP	1:36.478
6	1:18.383	1:36.277	22	1:21.281	1:36.642				66	1:19.862	1:32.871	50	58.945	1:40.867

Car No 22 still requires a working transponders please.
Weather / Track : Overcast / Dry

Millers Oils/AMOC Historic Formula Junior Race


RACE CLASSIFICATION - RACE 1 - LAP CHART

(contd.)

Lap 11			Lap 12			Lap 13			Lap 14			Lap 15		
No	Behind	Laptime	No	Behind	Laptime	No	Behind	Laptime	No	Behind	Laptime	No	Behind	Laptime
65		1:24.239	65		1:25.293	65		1:25.863	65		1:26.458	65		1:28.508
66	1 LAP	1:33.111	52	7.790	1:26.635	52	7.372	1:25.445	52	10.656	1:29.742	52	10.512	1:28.364
52	6.448	1:26.476	66	1 LAP	1:32.962	66	1 LAP	1:31.850	66	1 LAP	1:31.150	66	1 LAP	1:32.283
48	1 LAP	1:33.184	48	1 LAP	1:34.465	48	1 LAP	1:34.580	48	1 LAP	1:34.937	48	1 LAP	1:36.315
24	2 LAPS	1:44.419	22	1 LAP	1:37.265	22	1 LAP	1:36.036	22	1 LAP	1:36.420	22	1 LAP	1:37.152
22	1 LAP	1:33.691	24	2 LAPS	1:46.073	24	2 LAPS	1:43.721	6	1 LAP	1:36.211	50	1:20.639	1:30.359
6	1 LAP	1:34.705	6	1 LAP	1:35.865	6	1 LAP	1:35.644	50	1:18.788	1:30.487	6	1 LAP	1:43.786
21	1 LAP	1:36.645	21	1 LAP	1:36.402	21	1 LAP	1:36.873	24	2 LAPS	1:47.344	21	1 LAP	1:35.832
50	1:06.071	1:31.365	50	1:11.081	1:30.303	50	1:14.759	1:29.541	21	1 LAP	1:36.605	24	2 LAPS	1:45.107

Car No 22 still requires a working transponders please.
Weather / Track : Overcast / Dry

**Millers Oils/AMOC Historic Formula Junior Race
GRID - RACE 5**

ROW 5	24	ROBINSON	58	BEALE
ROW 4	6	WALLER	21	MULLEN
ROW 3	48	HEWES	22	LACKFORD
ROW 2	50	MONSON	66	TEMPLE
ROW 1	65	JOWSEY	52	CLARIDGE
POLE				
				

Weather / Track : Overcast / Dry
These results are provisional until the conclusion of any judicial and technical matters.

Snetterton
 Circuit Length = 1.9520 miles.
 Start: 11:57 End: 12:18

Clerk Of Course:	Stewards:	Timekeeper:
------------------	-----------	-------------

Millers Oils/AMOC Historic Formula Junior Race RACE CLASSIFICATION - RACE 5

POS	NO	CL	NAME	NAT	CAR	TIME	LAPS	GAP	MPH	BEST
1	65	C	Edwin JOWSEY		Lotus 22	20:22.966	12		68.95	1:34.162
2	50	B	John MONSON		Lotus 20B FJ	20:33.454	12	10.488	68.36	1:32.558
3	52	C	James CLARIDGE	GBR	Lola Mk5A	20:34.306	12	11.340	68.31	1:34.633
4	58	C	Rollo BEALE	GBR	Lotus 22	20:59.287	12	36.321	66.96	1:39.604
5	66	B	Clive TEMPLE	GBR	Cooper T56	21:15.412	12	52.446	66.11	1:41.103
6	22	A2	Robin LACKFORD	GBR	Elva 100	21:30.744	12	1:07.778	65.33	1:40.696
7	21	A1	Peter MULLEN	IRE	Osca FJ	21:30.808	12	1:07.842	65.32	1:40.919
8	24	A1	Ian ROBINSON	GBR	Autosud FJ	21:35.801	11	1 LAP	59.65	1:53.774
NOT CLASSIFIED										
48	A1	Paul HEWES	GBR	Lotus 18	9:51.038	5	D.N.F.	59.44	1:43.462	
6	A2	Michael WALLER	GBR	Huffaker BMC Mk1	5:00.420	2	D.N.F.	46.78	1:53.451	
FASTEST LAP										
50	B	John MONSON		Lotus 20B FJ	1:32.558	12	75.92mph	122.18kph		
65	C	Edwin JOWSEY		Lotus 22	1:34.162	2	74.62mph	120.10kph		
22	A2	Robin LACKFORD		Elva 100	1:40.696	12	69.78mph	112.31kph		
21	A1	Peter MULLEN		Osca FJ	1:40.919	12	69.63mph	112.06kph		

Weather / Track : Overcast / Damp

These results are provisional until the conclusion of any judicial and technical matters.

Snetterton
Circuit Length = 1.9520 miles.
Start: 15:35 End: 15:55

Clerk Of Course:	Stewards:	Timekeeper:
------------------	-----------	-------------

**Millers Oils/AMOC Historic Formula Junior Race
RACE CLASSIFICATION - RACE 5 - LAP CHART**

Lap 1			Lap 2			Lap 3			Lap 4			Lap 5		
No	Behind	Laptime	No	Behind	Laptime	No	Behind	Laptime	No	Behind	Laptime	No	Behind	Laptime
65		1:38.767	65		1:34.162	65		1:36.594	65		1:38.417	65		1:42.552
52	3.848	1:42.615	52	4.803	1:35.117	52	7.937	1:39.728	52	14.144	1:44.624	52	15.982	1:44.390
66	9.155	1:47.922	50	15.870	1:39.909	6	1 LAP	3:06.969P	50	28.957	1:44.034	50	31.918	1:45.513
50	10.123	1:48.890	66	16.790	1:41.797	50	23.340	1:44.064	58	32.052	1:43.376	58	34.703	1:45.203
22	13.136	1:51.903	58	19.410	1:39.604	58	27.093	1:44.277	66	41.203	1:49.456	66	46.118	1:47.467
48	13.645	1:52.412	48	22.945	1:43.462	66	30.164	1:49.968	22	44.967	1:48.182	22	52.158	1:49.743
58	13.968	1:52.735	22	24.964	1:45.990	22	35.202	1:46.832	21	46.865	1:48.071	21	53.699	1:49.386
6	14.684	1:53.451	21	26.284	1:44.452	21	37.211	1:47.521	48	54.219	1:47.927	24	1:38.572	1:59.300
21	15.994	1:54.761	24	42.966	1:54.655	48	44.709	1:58.358	24	1:21.824	1:57.277	48	1:40.546	2:28.879P
24	22.473	2:01.240				24	1:02.964	1:56.592						

Millers Oils/AMOC Historic Formula Junior Race

RACE CLASSIFICATION - RACE 5 - LAP CHART

(contd.)

Lap 6			Lap 7			Lap 8			Lap 9			Lap 10		
No	Behind	Laptime	No	Behind	Laptime	No	Behind	Laptime	No	Behind	Laptime	No	Behind	Laptime
65		1:44.338	65		1:44.597	65		1:47.108	65		1:44.042	65		1:44.892
52	20.509	1:48.865	24	1 LAP	2:01.036	24	1 LAP	1:59.118	52	29.388	1:46.646	52	26.001	1:41.505
50	33.097	1:45.517	52	23.731	1:47.819	52	26.784	1:50.161	50	33.981	1:44.252	50	28.953	1:39.864
58	36.340	1:45.975	50	34.226	1:45.726	50	33.771	1:46.653	24	1 LAP	1:59.782	58	41.497	1:43.687
66	50.861	1:49.081	58	38.473	1:46.730	58	39.079	1:47.714	58	42.702	1:47.665	24	1 LAP	1:57.337
22	57.905	1:50.085	66	55.057	1:48.793	66	55.758	1:47.809	66	57.690	1:45.974	66	55.932	1:43.134
21	59.320	1:49.959	22	1:04.490	1:51.182	22	1:06.821	1:49.439	22	1:11.256	1:48.477	22	1:12.436	1:46.072
			21	1:05.729	1:51.006	21	1:08.182	1:49.561	21	1:12.069	1:47.929	21	1:12.509	1:45.332

**Millers Oils/AMOC Historic Formula Junior Race
RACE CLASSIFICATION - RACE 5 - LAP CHART**

(contd.)

Lap 11			Lap 12			Lap 13			Lap 14			Lap 15		
No	Behind	Laptime	No	Behind	Laptime	No	Behind	Laptime	No	Behind	Laptime	No	Behind	Laptime
65		1:42.945	65		1:44.552									
52	21.259	1:38.203	50	10.488	1:32.558									
50	22.482	1:36.474	52	11.340	1:34.633									
58	39.281	1:40.729	58	36.321	1:41.592									
66	55.895	1:42.908	66	52.446	1:41.103									
24	1 LAP	1:55.690	22	1:07.778	1:40.696									
21	1:11.475	1:41.911	21	1:07.842	1:40.919									
22	1:11.634	1:42.143	24	1 LAP	1:53.774									

HSCC Classic Formula 3 Race QUALIFYING - RACE 2

POS	NO	CL	NAME	NAT	CAR	TIME	LAPS	GAP	MPH
1	58	20	Steve MAXTED		Argo JM6	1:12.592	16		96.80
2	92	20	Ian JACOBS		Martini Mk31	1:15.201	7	2.609	93.44
3	47	20	Ian SMITH		Argo JM6	1:15.787	11	3.195	92.72
4	82	20	John BRADSHAW		Argo JM1	1:15.993	7	3.401	92.47
5	3	20	John WATSON		March 803	1:16.435	15	3.843	91.93
6	90	20	Alan PARKER		Chevron B38	1:16.922	7	4.330	91.35
7	4	20	Paul CAMPFIELD		March 803	1:17.391	8	4.799	90.80
8	79	Inv	Warren MOYE		Delta T79	1:18.802	15	6.210	89.17
9	43	Inv	Jan LANGDON		Reynard SF78	1:19.232	8	6.640	88.69
10	95	20	Adam ORMANDY		March 803B	1:20.044	14	7.452	87.79
11	42	20	Tom THORNTON		March 743	1:20.526	7	7.934	87.26
12	54	Inv	Peter RICHARDS		Delta T79	1:21.039	8	8.447	86.71
13	46	20	Alan GOODMAN		March 793	1:21.222	11	8.630	86.51
14	57	16	Chris LEVY		March 713M	1:21.281	12	8.689	86.45
15	64	Inv	Janet SHERRY		Royale RP27	1:21.775	14	9.183	85.93
16	76	20	David O'DWYER		March 763	1:24.826	13	12.234	82.84
17	96	16	Gareth WALTERS		Mallock MkIIB	1:29.362	13	16.770	78.63

Weather / Track : Bright / Dry
 These results are provisional until the conclusion of any judicial and technical matters.

Snetterton
 Circuit Length = 1.9520 miles.
 Start: 09:56 End: 10:16

Clerk Of Course:	Stewards:	Timekeeper:
------------------	-----------	-------------

HSCC Classic Formula 3 Race QUALIFYING - LAP ANALYSIS

3	John WATSON	March 803
1 -	4:30.562	6 - 1:18.571
2 -	1:27.188	7 - 1:22.083
3 -	1:22.413	8 - 1:18.345
4 -	1:20.311	9 - 1:20.339
5 -	1:18.784	10 - 1:20.323
		11 - 1:17.562
		12 - 1:18.584
		13 - 1:18.415
		14 - 1:17.482
		15 - 1:16.435
4	Paul CAMPFIELD	March 803
1 -	4:16.252	6 - 1:17.435
2 -	1:21.880	7 - 1:18.302
3 -	1:23.166	8 - 1:17.859
4 -	1:19.508	
5 -	1:17.391	
42	Tom THORNTON	March 743
1 -	4:09.749	6 - 1:42.514
2 -	1:27.300	7 - 1:20.526
3 -	1:25.612	
4 -	1:21.523	
5 -	1:52.472	
43	Jan LANGDON	Reynard SF78
1 -	4:10.441	6 - 1:20.279
2 -	1:25.480	7 - 1:19.333
3 -	1:22.921	8 - 1:19.232
4 -	1:21.956	
5 -	1:20.986	
46	Alan GOODMAN	March 793
1 -	4:11.132	6 - 1:24.065
2 -	1:26.077	7 - 1:23.488
3 -	1:24.352	8 - 1:25.527
4 -	1:21.222	9 - 1:25.867
5 -	1:35.891	10 - 1:29.800
11 -	1:26.181	
47	Ian SMITH	Argo JM6
1 -	3:57.691	6 - 1:16.182
2 -	1:17.961	7 - 1:15.997
3 -	1:18.309	8 - 1:15.787
4 -	1:20.355	9 - 1:18.527
5 -	1:16.249	10 - 3:26.052P
		11 - 2:02.518P

HSCC Classic Formula 3 Race QUALIFYING - LAP ANALYSIS

(contd.)

54	Peter RICHARDS	Delta T79				
1 -	4:20.462	6 -	8:17.924			
2 -	2:17.679P	7 -	1:29.465			
3 -	1:28.998	8 -	1:21.278			
4 -	1:23.405	9 -	1:21.039D			
5 -	1:22.746					
57	Chris LEVY	March 713M				
1 -	4:01.467	6 -	1:21.502	11 -	1:21.698	
2 -	1:23.789	7 -	4:37.844P	12 -	1:22.312	
3 -	1:22.322	8 -	1:33.074			
4 -	1:21.281	9 -	1:23.913			
5 -	1:21.764				10 -	1:22.486
58	Steve MAXTED	Argo JM6				
1 -	3:50.348	6 -	1:16.243	11 -	1:22.249	
2 -	1:16.065	7 -	1:14.350	12 -	1:13.682	
3 -	1:15.194	8 -	1:33.501	13 -	1:19.617	
4 -	1:14.055	9 -	1:14.888	14 -	1:13.321	
5 -	1:15.023	10 -	1:21.936	15 -	1:13.460	
64	Janet SHERRY	Royale RP27				
1 -	4:26.393	6 -	1:22.875	11 -	1:22.655	
2 -	1:29.542	7 -	1:24.391	12 -	1:22.300	
3 -	1:26.152	8 -	1:23.971	13 -	1:22.271	
4 -	1:24.355	9 -	1:24.538	14 -	1:21.775	
5 -	1:24.029				10 -	1:22.820
76	David O'DWYER	March 763				
1 -	4:25.047	6 -	1:37.268	11 -	1:27.209	
2 -	1:34.340	7 -	1:26.355	12 -	1:25.425	
3 -	1:29.153	8 -	1:33.983	13 -	1:24.826	
4 -	1:25.862	9 -	1:32.390			
5 -	1:35.462				10 -	1:25.394
79	Warren MOYE	Delta T79				
1 -	4:26.932	6 -	1:20.533	11 -	1:19.787	
2 -	1:29.189	7 -	1:24.077	12 -	1:19.298	
3 -	1:20.920	8 -	1:23.065	13 -	1:21.375	
4 -	1:20.152	9 -	1:29.573	14 -	1:18.935	
5 -	1:19.638	10 -	1:23.522	15 -	1:18.802	

HSCC Classic Formula 3 Race QUALIFYING - LAP ANALYSIS


(contd.)

82	John BRADSHAW	Argo JM1
1 - X:00.000P	6 - 1:16.239	
2 - 1:26.850	7 - 1:15.993	
3 - 1:19.406		
4 - 1:17.775		
5 - 1:18.368		
90	Alan PARKER	Chevron B38
1 - 4:20.652	6 - 2:56.384P	
2 - 1:20.262	7 - 1:22.989	
3 - 1:18.939		
4 - 1:18.481		
5 - 1:16.922		
92	Ian JACOBS	Martini Mk31
1 - 4:26.807	6 - 1:15.862	
2 - 3:53.438P	7 - 1:15.660	
3 - 1:23.591		
4 - 1:16.873		
5 - 1:15.201		
95	Adam ORMANDY	March 803B
1 - 4:08.356	6 - 1:22.691	11 - 1:21.180
2 - 1:28.125	7 - 1:27.906	12 - 1:21.201
3 - 1:27.155	8 - 1:23.830	13 - 1:22.158
4 - 1:22.590	9 - 1:33.475	14 - 1:20.044
5 - 1:22.958	10 - 1:28.220	
96	Gareth WALTERS	Mallock MkIIB
1 - 4:47.151	6 - 1:34.616	11 - 1:30.360
2 - 1:38.775	7 - 1:34.158	12 - 1:31.911
3 - 1:33.701	8 - 1:37.382	13 - 1:29.362
4 - 1:32.952	9 - 1:33.985	
5 - 1:33.369	10 - 1:30.894	

HSCC Classic Formula 3 Race

GRID - RACE 2

ROW 9	96 WALTERS	76 O'DWYER
ROW 8	64 SHERRY	57 LEVY
ROW 7	46 GOODMAN	54 RICHARDS
ROW 6	42 THORNTON	95 ORMANDY
ROW 5	43 LANGDON	79 MOYE
ROW 4	4 CAMPFIELD	90 PARKER
ROW 3	3 WATSON	82 BRADSHAW
ROW 2	47 SMITH	92 JACOBS
ROW 1	58 MAXTED	
	POLE	



Weather / Track : Bright / Dry
These results are provisional until the conclusion of any judicial and technical matters.

Snetterton
Circuit Length = 1.9520 miles.
Start: 09:56 End: 10:16

Clerk Of Course:	Stewards:	Timekeeper:
------------------	-----------	-------------

HSCC Classic Formula 3 Race

RACE CLASSIFICATION - RACE 2

POS	NO	CL	NAME	NAT	CAR	TIME	LAPS	GAP	MPH	BEST
1	58	20	Steve MAXTED		Argo JM6	20:18.547	15		86.50	1:17.776
2	92	20	Ian JACOBS		Martini Mk31	20:22.907	15	4.360	86.19	1:17.539
3	3	20	John WATSON		March 803	20:20.290	14	1 LAP	80.62	1:22.423
4	54	Inv	Peter RICHARDS		Delta T79	20:29.017	14	1 LAP	80.04	1:22.622
5	79	Inv	Warren MOYE		Delta T79	20:29.939	14	1 LAP	79.98	1:24.204
6	42	20	Tom THORNTON		March 743	20:33.741	14	1 LAP	79.74	1:22.229
7	57	16	Chris LEVY		March 713M	20:44.989	14	1 LAP	79.02	1:25.117
8	43	Inv	Jan LANGDON		Reynard SF78	20:50.366	14	1 LAP	78.68	1:25.309
9	64	Inv	Janet SHERRY		Royale RP27	20:51.059	14	1 LAP	78.63	1:25.474
10	47	20	Ian SMITH		Argo JM6	21:36.134	14	1 LAP	75.90	1:19.313
NOT CLASSIFIED										
95	20		Adam ORMANDY		March 803B	13:21.742	9	D.N.F.	78.88	1:25.116
82	20		John BRADSHAW		Argo JM1	4:18.003	3	D.N.F.	81.71	1:23.339
96	16		Gareth WALTERS		Mallock MkIIB	1:49.339	1	D.N.F.	64.27	1:49.339
FASTEST LAP										
92	20		Ian JACOBS		Martini Mk31	1:17.539	13	90.62mph	145.85kph	
54	Inv		Peter RICHARDS		Delta T79	1:22.622	12	85.05mph	136.87kph	
57	16		Chris LEVY		March 713M	1:25.117	13	82.55mph	132.86kph	

Weather / Track : Overcast / Dry

These results are provisional until the conclusion of any judicial and technical matters.

Snetterton
Circuit Length = 1.9520 miles.
Start: 12:30 End: 12:51

Clerk Of Course:	Stewards:	Timekeeper:
------------------	-----------	-------------

HSCC Classic Formula 3 Race

RACE CLASSIFICATION - RACE 2 - LAP CHART

Lap 1			Lap 2			Lap 3			Lap 4			Lap 5		
No	Behind	Laptime	No	Behind	Laptime	No	Behind	Laptime	No	Behind	Laptime	No	Behind	Laptime
58		1:30.104	58		1:22.604	58		1:23.951	58		1:21.557	58		1:20.983
82	0.561	1:30.665	82	1.296	1:23.339	82	1.344	1:23.999	92	4.733	1:22.930	92	6.015	1:22.265
92	1.073	1:31.177	92	3.143	1:24.674	92	3.360	1:24.168	3	26.977	1:29.612	43	33.257	1:25.309
3	6.151	1:36.255	3	13.162	1:29.615	3	18.922	1:29.711	43	28.931	1:26.550	3	33.860	1:27.866
79	8.954	1:39.058	95	16.403	1:29.440	43	23.938	1:28.577	95	31.038	1:28.080	95	36.945	1:26.890
95	9.567	1:39.671	79	18.750	1:32.400	95	24.515	1:32.063	79	33.510	1:28.314	79	39.598	1:27.071
54	10.284	1:40.388	43	19.312	1:31.487	79	26.753	1:31.954	54	34.310	1:28.384	54	40.043	1:26.716
43	10.429	1:40.533	54	19.666	1:31.986	54	27.483	1:31.768	64	35.102	1:28.574	64	41.026	1:26.907
64	11.343	1:41.447	57	19.680	1:30.693	64	28.085	1:31.797	57	47.533	1:27.810	42	51.289	1:24.429
57	11.591	1:41.695	64	20.239	1:31.500	57	41.280	1:45.551	42	47.843	1:25.080	57	52.607	1:26.057
96	19.235	1:49.339	42	40.713	1:34.204	42	44.320	1:27.558	47	1 LAP	1:24.082	47	1 LAP	1:22.323
42	29.113	1:59.217	47	1 LAP	3:45.366P	47	1 LAP	1:28.234						

HSCC Classic Formula 3 Race
RACE CLASSIFICATION - RACE 2 - LAP CHART
 (contd.)

Lap 6			Lap 7			Lap 8			Lap 9			Lap 10		
No	Behind	Laptime	No	Behind	Laptime	No	Behind	Laptime	No	Behind	Laptime	No	Behind	Laptime
58		1:20.855	58		1:22.348	58		1:22.047	58		1:21.290	58		1:19.310
92	6.785	1:21.625	92	6.430	1:21.993	92	5.632	1:21.249	92	4.541	1:20.199	92	4.545	1:19.314
43	38.930	1:26.528	43	42.362	1:25.780	43	49.153	1:28.838	3	54.145	1:25.070	3	59.375	1:24.540
3	40.525	1:27.520	95	44.069	1:25.116	95	49.424	1:27.402	43	55.864	1:28.001	47	1 LAP	1:23.435
95	41.301	1:25.211	3	45.234	1:27.057	3	50.365	1:27.178	95	56.003	1:27.869	79	1:04.283	1:26.564
79	44.674	1:25.931	79	47.350	1:25.024	79	51.739	1:26.436	79	57.029	1:26.580	42	1:05.557	1:25.165
64	46.427	1:26.256	64	49.553	1:25.474	54	55.132	1:27.538	42	59.702	1:23.739	43	1:05.559	1:29.005
54	46.699	1:27.511	54	49.641	1:25.290	42	57.253	1:23.940	47	1 LAP	1:21.826	54	1:06.792	1:24.267
42	53.915	1:23.481	42	55.360	1:23.793	47	1 LAP	1:22.253	54	1:01.835	1:27.993	57	1:16.348	1:25.893
57	58.173	1:26.421	47	1 LAP	1:21.008	64	1:03.780	1:36.274	64	1:09.398	1:26.908	64	1:18.482	1:28.394
47	1 LAP	1:20.550	57	1:01.876	1:26.051	57	1:05.909	1:26.080	57	1:09.765	1:25.146			


HSCC Classic Formula 3 Race
RACE CLASSIFICATION - RACE 2 - LAP CHART
 (contd.)

Lap 11			Lap 12			Lap 13			Lap 14			Lap 15		
No	Behind	Laptime	No	Behind	Laptime	No	Behind	Laptime	No	Behind	Laptime	No	Behind	Laptime
58		1:19.270	58		1:19.140	58		1:17.776	58		1:17.839	58		1:19.473
92	3.751	1:18.476	92	3.176	1:18.565	92	2.939	1:17.539	42	1 LAP	1:22.229	3	1 LAP	1:23.201
47	1 LAP	1:19.561	43	1 LAP	1:36.037	57	1 LAP	1:25.257	92	3.489	1:18.389	92	4.360	1:20.344
3	1:05.958	1:25.853	57	1 LAP	1:26.561	43	1 LAP	1:28.151	54	1 LAP	1:25.543	54	1 LAP	1:25.068
42	1:09.794	1:23.507	64	1 LAP	1:26.242	64	1 LAP	1:26.030	79	1 LAP	1:24.906	79	1 LAP	1:25.774
79	1:10.736	1:25.723	47	1 LAP	1:19.477	47	1 LAP	1:19.313	57	1 LAP	1:25.117	42	1 LAP	1:34.601
54	1:11.465	1:23.943	3	1:11.207	1:24.389	3	1:15.854	1:22.423	43	1 LAP	1:27.158	57	1 LAP	1:26.657
			42	1:13.452	1:22.798				64	1 LAP	1:27.004	43	1 LAP	1:28.412
			54	1:14.947	1:22.622				47	1 LAP	1:20.939	64	1 LAP	1:28.252
			79	1:15.800	1:24.204							47	1 LAP	1:27.767

HSCC Classic Formula 3 Race

GRID - RACE 6

ROW 7	96	WALTERS		82	BRADSHAW
ROW 6	95	ORMANDY		47	SMITH
ROW 5	64	SHERRY		43	LANGDON
ROW 4	57	LEVY		42	THORNTON
ROW 3	79	MOYE		54	RICHARDS
ROW 2	3	WATSON		92	JACOBS
ROW 1	58	MAXTED			
			POLE		



Weather / Track : Overcast / Dry

These results are provisional until the conclusion of any judicial and technical matters.

Snetterton
Circuit Length = 1.9520 miles.
Start: 12:30 End: 12:51

Clerk Of Course:	Stewards:	Timekeeper:
------------------	-----------	-------------

HSCC Classic Formula 3 Race

RACE CLASSIFICATION - RACE 6

POS	NO	CL	NAME	NAT	CAR	TIME	LAPS	GAP	MPH	BEST
1	58	20	Steve MAXTED		Argo JM6	20:08.977	16		93.00	1:13.985
2	92	20	Ian JACOBS		Martini Mk31	20:25.868	16	16.891	91.71	1:15.212
3	82	20	John BRADSHAW		Argo JM1	20:41.768	16	32.791	90.54	1:15.539
4	3	20	John WATSON		March 803	20:49.537	16	40.560	89.98	1:16.794
5	43	Inv	Jan LANGDON		Reynard SF78	21:15.382	16	1:06.405	88.15	1:18.173
6	95	20	Adam ORMANDY		March 803B	20:21.336	15	1 LAP	86.30	1:18.528
7	42	20	Tom THORNTON		March 743	20:32.019	15	1 LAP	85.55	1:19.573
8	54	Inv	Peter RICHARDS		Delta T79	20:37.888	15	1 LAP	85.15	1:20.668
9	57	16	Chris LEVY		March 713M	20:38.864	15	1 LAP	85.08	1:20.437
10	64	Inv	Janet SHERRY		Royale RP27	20:55.761	15	1 LAP	83.94	1:21.730
11	4	20	Paul CAMPFIELD		March 803	20:57.700	15	1 LAP	83.81	1:21.376
12	96	16	Gareth WALTERS		Mallock MkIIB	20:35.696	12	4 LAPS	68.24	1:37.753
NOT CLASSIFIED										
79	Inv	Warren MOYE		Delta T79	12:30.412	9	D.N.F.	84.28	1:21.223	
47	20	Ian SMITH		Argo JM6	8:06.208	6	D.N.F.	86.71	1:17.701	
FASTEST LAP										
58	20	Steve MAXTED		Argo JM6	1:13.985	14	94.98mph	152.85kph		
43	Inv	Jan LANGDON		Reynard SF78	1:18.173	6	89.89mph	144.66kph		
57	16	Chris LEVY		March 713M	1:20.437	14	87.36mph	140.59kph		

Weather / Track : Overcast / Dry

These results are provisional until the conclusion of any judicial and technical matters.

Snetterton
Circuit Length = 1.9520 miles.
Start: 16:06 End: 16:26

Clerk Of Course:	Stewards:	Timekeeper:
------------------	-----------	-------------

HSCC Classic Formula 3 Race

RACE CLASSIFICATION - RACE 6 - LAP CHART

Lap 1			Lap 2			Lap 3			Lap 4			Lap 5		
No	Behind	Laptime	No	Behind	Laptime	No	Behind	Laptime	No	Behind	Laptime	No	Behind	Laptime
58		1:21.812	58		1:15.721	58		1:15.397	58		1:14.723	58		1:14.798
92	2.523	1:24.335	92	3.982	1:17.180	92	5.250	1:16.665	92	7.203	1:16.676	92	8.939	1:16.534
3	4.064	1:25.876	3	7.810	1:19.467	3	10.419	1:18.006	3	14.563	1:18.867	3	17.122	1:17.357
82	7.268	1:29.080	82	11.143	1:19.596	82	13.938	1:18.192	82	17.589	1:18.374	82	20.357	1:17.566
54	7.309	1:29.121	47	12.586	1:18.505	47	15.248	1:18.059	47	18.226	1:17.701	47	22.884	1:19.456
43	8.210	1:30.022	43	14.174	1:21.685	43	17.798	1:19.021	96	1 LAP	1:45.947	43	27.224	1:19.457
42	9.437	1:31.249	42	15.328	1:21.612	42	19.848	1:19.917	43	22.565	1:19.490	42	30.880	1:20.255
47	9.802	1:31.614	54	16.811	1:25.223	54	23.786	1:22.372	42	25.423	1:20.298	4	39.929	1:22.577
79	11.318	1:33.130	79	18.789	1:23.192	79	24.856	1:21.464	54	31.727	1:22.664	79	40.821	1:22.811
64	12.526	1:34.338	4	19.342	1:22.366	4	25.497	1:21.552	4	32.150	1:21.376	57	41.190	1:22.860
4	12.697	1:34.509	57	20.178	1:23.002	57	26.383	1:21.602	79	32.808	1:22.675	54	42.037	1:25.108
57	12.897	1:34.709	64	21.361	1:24.556	64	30.005	1:24.041	57	33.128	1:21.468	95	44.223	1:21.177
95	20.825	1:42.637	95	28.210	1:23.106	95	32.841	1:20.028	95	37.844	1:19.726	64	48.203	1:24.919
96	35.020	1:56.832	96	1:03.638	1:44.339				64	38.082	1:22.800	96	1 LAP	1:46.743

HSCC Classic Formula 3 Race
RACE CLASSIFICATION - RACE 6 - LAP CHART
 (contd.)

Lap 6			Lap 7			Lap 8			Lap 9			Lap 10		
No	Behind	Laptime	No	Behind	Laptime	No	Behind	Laptime	No	Behind	Laptime	No	Behind	Laptime
58		1:14.773	58		1:15.546	58		1:15.285	58		1:14.738	58		1:15.243
92	10.338	1:16.172	96	2 LAPS	1:40.114	92	11.222	1:15.443	92	11.993	1:15.509	64	1 LAP	1:22.907
3	19.840	1:17.491	92	11.064	1:16.272	3	23.108	1:17.233	82	24.161	1:15.539	92	12.144	1:15.394
82	21.898	1:16.314	3	21.160	1:16.866	82	23.360	1:16.708	3	25.901	1:17.531	82	24.658	1:15.740
47	28.984	1:20.873	82	21.937	1:15.585	96	2 LAPS	1:40.799	43	39.634	1:18.218	3	27.867	1:17.209
43	30.624	1:18.173	43	33.262	1:18.184	43	36.154	1:18.177	42	50.772	1:21.374	43	43.440	1:19.049
42	35.735	1:19.628	42	39.762	1:19.573	42	44.136	1:19.659	96	2 LAPS	1:41.073	42	55.787	1:20.258
4	47.079	1:21.923	4	53.043	1:21.510	95	57.757	1:19.377	95	1:01.945	1:18.926	95	1:05.551	1:18.849
79	47.990	1:21.942	79	53.667	1:21.223	4	59.660	1:21.902	4	1:07.078	1:22.156	54	1:14.571	1:21.570
57	48.632	1:22.215	95	53.665	1:19.686	79	1:00.190	1:21.808	79	1:07.619	1:22.167			
95	49.525	1:20.075	57	54.833	1:21.747	54	1:00.942	1:20.742	54	1:08.244	1:22.040			
54	49.914	1:22.650	54	55.485	1:21.117	57	1:01.471	1:21.923	57	1:08.602	1:21.869			
64	56.009	1:22.579	64	1:02.193	1:21.730	64	1:09.033	1:22.125						

HSCC Classic Formula 3 Race
RACE CLASSIFICATION - RACE 6 - LAP CHART
 (contd.)

Lap 11			Lap 12			Lap 13			Lap 14			Lap 15		
No	Behind	Laptime	No	Behind	Laptime	No	Behind	Laptime	No	Behind	Laptime	No	Behind	Laptime
58		1:15.645	58		1:15.743	58		1:14.500	58		1:13.985	58		1:15.977
4	1 LAP	1:23.931	54	1 LAP	1:21.626	54	1 LAP	1:21.172	95	1 LAP	1:20.183	96	4 LAPS	1:37.753
57	1 LAP	1:22.536	57	1 LAP	1:21.724	92	12.383	1:15.212	92	14.286	1:15.888	95	1 LAP	1:18.528
96	3 LAPS	1:41.450	4	1 LAP	1:24.528	57	1 LAP	1:20.797	54	1 LAP	1:20.943	92	14.914	1:16.605
64	1 LAP	1:22.243	92	11.671	1:15.552	4	1 LAP	1:24.179	57	1 LAP	1:20.863	42	1 LAP	1:31.932
92	11.862	1:15.363	64	1 LAP	1:23.222	64	1 LAP	1:22.364	4	1 LAP	1:25.160	54	1 LAP	1:20.668
82	25.289	1:16.276	82	26.333	1:16.787	82	28.344	1:16.511	82	30.840	1:16.481	57	1 LAP	1:20.437
3	29.676	1:17.454	96	3 LAPS	1:42.492	3	34.438	1:17.169	64	1 LAP	1:22.425	82	31.538	1:16.675
43	47.053	1:19.258	3	31.769	1:17.836	43	54.620	1:18.720	3	37.355	1:16.902	4	1 LAP	1:24.482
42	1:02.172	1:22.030	43	50.400	1:19.090	96	3 LAPS	1:39.347	43	58.944	1:18.309	3	38.857	1:17.479
95	1:09.479	1:19.573	42	1:07.289	1:20.860	42	1:13.300	1:20.511				64	1 LAP	1:22.732
			95	1:14.180	1:20.444							43	1:01.956	1:18.989

HSCC Classic Formula 3 Race
RACE CLASSIFICATION - RACE 6 - LAP CHART
 (contd.)

Lap 16			Lap 17			Lap 18			Lap 19			Lap 20		
No	Behind	Laptime	No	Behind	Laptime	No	Behind	Laptime	No	Behind	Laptime	No	Behind	Laptime
58		1:15.091												
95	1 LAP	1:19.021												
92	16.891	1:17.068												
42	1 LAP	1:22.863												
96	4 LAPS	1:38.807												
54	1 LAP	1:20.872												
57	1 LAP	1:21.112												
82	32.791	1:16.344												
3	40.560	1:16.794												
64	1 LAP	1:22.780												
4	1 LAP	1:25.549												
43	1:06.405	1:19.540												

HSCC Derek Bell Trophy Race QUALIFYING - RACE 3

POS	NO	CL	NAME	NAT	CAR	TIME	LAPS	GAP	MPH
1	21	C	Simon HADFIELD		Chevron B40	1:07.620	17		103.92
2	86	B	Gareth BURNETT		Chevron B40	1:08.685	14	1.065	102.31
3	65	A	Frank LYONS		Lola T332	1:12.060	13	4.440	97.51
4	2	B	Mike SOUTHIN		Chevron B34D	1:12.912	16	5.292	96.37
5	66	A	Michael SCOTT		Lola T300	1:14.401	12	6.781	94.45
6	36	C	James LEDAMUN		Crossle 22F	1:20.716	8	13.096	87.06
7	83	B	David BROWN		Brabham BT30	1:22.495	13	14.875	85.18
8	76	Inv	Mike GATT		Techcraft Brabham BT21	1:25.961	13	18.341	81.74
9	55	A	Judy LYONS		Surtees TS9	1:44.188	6	36.568	67.44

Car No's 21, 76 & 86 require working transponders please.

Weather / Track : Bright / Dry

These results are provisional until the conclusion of any judicial and technical matters.

Snetterton

Circuit Length = 1.9520 miles.

Start: 11:07 End: 11:27

Clerk Of Course:	Stewards:	Timekeeper:
------------------	-----------	-------------

HSCC Derek Bell Trophy Race

QUALIFYING - LAP ANALYSIS

2	Mike SOUTHIN	Chevron B34D					
1 -	2:35.898	6 -	1:13.862	11 -	1:17.806	16 -	1:13.149
2 -	1:19.108	7 -	1:15.908	12 -	1:13.726		
3 -	1:15.882	8 -	1:13.783	13 -	1:23.861		
4 -	1:14.748	9 -	1:14.852	14 -	1:13.601		
5 -	1:14.765	10 -	1:13.409	15 -	1:12.912		
21	Simon HADFIELD	Chevron B40					
1 -	3:16.670	6 -	1:08.866	11 -	1:07.988	16 -	1:07.788
2 -	1:20.107	7 -	1:09.459	12 -	1:07.925	17 -	1:07.620
3 -	1:10.902	8 -	1:08.723	13 -	1:08.095		
4 -	1:10.302	9 -	1:08.520	14 -	1:08.415		
5 -	1:08.807	10 -	1:08.872	15 -	1:08.729		
36	James LEDAMUN	Crossle 22F					
1 -	2:36.893	6 -	1:22.359				
2 -	1:35.530	7 -	1:20.844				
3 -	1:31.270	8 -	1:20.716				
4 -	1:28.967						
5 -	1:27.514						
55	Judy LYONS	Surtees TS9					
1 -	3:23.206	6 -	1:44.188				
2 -	1:54.009						
3 -	1:50.482						
4 -	1:46.969						
5 -	1:44.674						
65	Frank LYONS	Lola T332					
1 -	2:44.605	6 -	1:15.830	11 -	1:13.802		
2 -	2:54.394P	7 -	1:17.101	12 -	1:12.060		
3 -	1:32.577	8 -	3:14.158P	13 -	1:12.800		
4 -	1:20.592	9 -	1:27.798				
5 -	1:17.581	10 -	1:15.171				
66	Michael SCOTT	Lola T300					
1 -	2:38.591	6 -	1:15.841	11 -	1:16.644		
2 -	1:22.773	7 -	1:16.914	12 -	1:17.306		
3 -	1:18.599	8 -	1:14.766				
4 -	1:17.809	9 -	1:14.851				
5 -	1:15.996	10 -	1:14.401				

Car No's 21, 76 & 86 require working transponders please.
Weather / Track : Bright / Dry

HSCC Derek Bell Trophy Race QUALIFYING - LAP ANALYSIS

(contd.)

76	Mike GATT	Techcraft Brabham BT21			
1 -	3:04.370	6 -	1:32.875	11 -	1:27.447
2 -	1:38.984	7 -	1:30.820	12 -	1:25.961
3 -	1:36.584	8 -	1:30.650	13 -	1:26.852
4 -	1:34.285	9 -	1:29.416		
5 -	1:34.711	10 -	1:27.405		
83	David BROWN	Brabham BT30			
1 -	2:38.129	6 -	1:31.069	11 -	1:24.959
2 -	1:34.581	7 -	1:25.939	12 -	1:23.265
3 -	1:28.766	8 -	1:26.003	13 -	1:22.495
4 -	1:29.783	9 -	1:25.927		
5 -	1:28.824	10 -	1:24.840		
86	Gareth BURNETT	Chevron B40			
1 -	2:25.594	6 -	1:14.675	11 -	1:09.191
2 -	1:15.078	7 -	1:09.000	12 -	1:08.685
3 -	1:10.769	8 -	1:10.085	13 -	1:08.737
4 -	1:10.038	9 -	1:11.361	14 -	1:10.254
5 -	4:50.406P	10 -	1:08.844		


Car No's 21, 76 & 86 require working transponders please.
Weather / Track : Bright / Dry

HSCC Derek Bell Trophy Race

GRID - RACE 3

ROW 5	55 LYONS	76 GATT
ROW 4	83 BROWN	36 LEDAMUN
ROW 3	66 SCOTT	2 SOUTHIN
ROW 2	65 LYONS	86 BURNETT
ROW 1	21 HADFIELD	

POLE



Car No's 21, 76 & 86 require working transponders please.

Weather / Track : Bright / Dry

These results are provisional until the conclusion of any judicial and technical matters.

Snetterton

Circuit Length = 1.9520 miles.

Start: 11:07 End: 11:27

Clerk Of Course:

Stewards:

Timekeeper:

HSCC Derek Bell Trophy Race

RACE CLASSIFICATION - RACE 3 - AMENDED

POS	NO	CL	NAME	NAT	CAR	TIME	LAPS	GAP	MPH	BEST
1	21	B	Simon HADFIELD		Chevron B40	16:03.704	13		94.79	1:10.427
2	66	A	Michael SCOTT		Lola T300	16:33.459	13	29.755	91.95	1:13.202
3	65	A	Frank LYONS		Lola T332	16:37.124	12	1 LAP	84.57	1:13.715
4	36	C	James LEDAMUN		Crossle 22F	16:39.288	12	1 LAP	84.38	1:21.388
5	76	Inv	Mike GATT		Techcraft Brabham BT21	16:39.567	12	1 LAP	84.36	1:22.030
6	83	B	David BROWN		Brabham BT30	16:40.320	12	1 LAP	84.29	1:20.646
NOT CLASSIFIED										
2	B	Mike SOUTHIN		Chevron B34D	8:53.172	7	D.N.F.	92.26	1:13.377	
86	B	Gareth BURNETT		Chevron B40	1:17.031	1	D.N.F.	91.22	1:17.031	
55	A	Judy LYONS		Surtees TS9	1:55.973	1	D.N.F.	60.59	1:55.973	
FASTEST LAP										
21	B	Simon HADFIELD		Chevron B40	1:10.427	12	99.78mph	160.58kph		
66	A	Michael SCOTT		Lola T300	1:13.202	6	95.99mph	154.49kph		
36	C	James LEDAMUN		Crossle 22F	1:21.388	4	86.34mph	138.95kph		
76	Inv	Mike GATT		Techcraft Brabham BT21	1:22.030	12	85.66mph	137.86kph		

Weather / Track : Overcast / Dry
 These times are provisional until the conclusion of any judicial and technical matters.

Snetterton
 Circuit Length = 1.9520 miles.
 Start: 13:18 End: 13:34

Clerk Of Course:	Stewards:	Timekeeper:
------------------	-----------	-------------

HSCC Derek Bell Trophy Race

RACE CLASSIFICATION - RACE 3 - LAP CHART

Lap 1			Lap 2			Lap 3			Lap 4			Lap 5		
No	Behind	Laptime	No	Behind	Laptime	No	Behind	Laptime	No	Behind	Laptime	No	Behind	Laptime
21		1:16.780	21		1:13.132	21		1:14.705	21		1:13.656	21		1:12.753
86	0.251	1:17.031	65	5.477	1:15.311	66	6.237	1:14.937	66	7.803	1:15.222	66	8.883	1:13.833
65	3.298	1:20.078	66	6.005	1:14.486	65	8.307	1:17.535	65	8.717	1:14.066	65	9.679	1:13.715
66	4.651	1:21.431	2	13.298	1:15.231	2	12.804	1:14.211	2	12.868	1:13.720	2	13.492	1:13.377
2	11.199	1:27.979	76	23.065	1:22.904	76	30.908	1:22.548	76	39.979	1:22.727	76	50.016	1:22.790
76	13.293	1:30.073	36	25.393	1:23.674	36	33.296	1:22.608	36	41.028	1:21.388	36	50.016	1:21.741
36	14.851	1:31.631	83	26.768	1:23.989	83	36.003	1:23.940	83	44.223	1:21.876	83	52.851	1:21.381
83	15.911	1:32.691												
55	39.193	1:55.973												

Car No's 21, 76 & 86 require working transponders please.
Weather / Track : Overcast / Dry

HSCC Derek Bell Trophy Race
RACE CLASSIFICATION - RACE 3 - LAP CHART
 (contd.)

Lap 6			Lap 7			Lap 8			Lap 9			Lap 10		
No	Behind	Laptime	No	Behind	Laptime	No	Behind	Laptime	No	Behind	Laptime	No	Behind	Laptime
21		1:12.548	21		1:11.909	21		1:13.230	21		1:15.373	21		1:13.879
66	9.537	1:13.202	66	12.010	1:14.382	83	1 LAP	1:24.378	76	1 LAP	1:22.046	76	1 LAP	1:24.080
65	12.984	1:15.853	2	17.689	1:14.956	66	13.962	1:15.182	36	1 LAP	1:24.335	36	1 LAP	1:22.421
2	14.642	1:13.698	65	25.349	1:24.274	65	42.824	1:30.705	83	1 LAP	1:22.694	66	17.884	1:17.243
76	59.937	1:22.469	76	1:10.440	1:22.412				66	14.520	1:15.931	83	1 LAP	1:22.895
36	1:01.079	1:23.611	36	1:11.613	1:22.443				65	59.481	1:32.030			
83	1:02.501	1:22.198												

Car No's 21, 76 & 86 require working transponders please.
 Weather / Track : Overcast / Dry

Snetterton
 Circuit Length = 1.9520 miles.
 Start: 13:18 End: 13:34
 Printed - 13:37 Friday, 25 June 2004

HSCC Derek Bell Trophy Race
RACE CLASSIFICATION - RACE 3 - LAP CHART
 (contd.)

Lap 11			Lap 12			Lap 13			Lap 14			Lap 15		
No	Behind	Laptime	No	Behind	Laptime	No	Behind	Laptime	No	Behind	Laptime	No	Behind	Laptime
21		1:11.960	21		1:10.427	21		1:23.352						
65	1 LAP	1:28.445	65	1 LAP	1:30.005	66	29.755	1:22.019						
76	1 LAP	1:22.514	66	31.088	1:16.867	65	1 LAP	1:35.107						
66	24.648	1:18.724	76	1 LAP	1:22.974	36	1 LAP	1:21.451						
36	1 LAP	1:22.360	36	1 LAP	1:21.625	76	1 LAP	1:22.030						
83	1 LAP	1:21.951	83	1 LAP	1:20.646	83	1 LAP	1:21.681						

Car No's 21, 76 & 86 require working transponders please.
 Weather / Track : Overcast / Dry


Snetterton
 Circuit Length = 1.9520 miles.
 Start: 13:18 End: 13:34
 Printed - 13:37 Friday, 25 June 2004

HSCC Derek Bell Trophy Race

GRID - RACE 7

ROW 5	55 LYONS	86 BURNETT
ROW 4	2 SOUTHIN	83 BROWN
ROW 3	76 GATT	36 LEDAMUN
ROW 2	65 LYONS	66 SCOTT
ROW 1	21 HADFIELD	

POLE



Weather / Track : Overcast / Dry
These results are provisional until the conclusion of any judicial and technical matters.

Snetterton
Circuit Length = 1.9520 miles.
Start: 13:18 End: 13:34

Clerk Of Course:	Stewards:	Timekeeper:
------------------	-----------	-------------

HSCC Derek Bell Trophy Race

RACE CLASSIFICATION - RACE 7

POS	NO	CL	NAME	NAT	CAR	TIME	LAPS	GAP	MPH	BEST
1	21	B	Simon HADFIELD		Chevron B40	20:07.730	15		87.27	1:08.779
2	48	C	Stuart TILLEY		Modus M1	20:31.512	15	23.782	85.59	1:12.170
3	65	A	Frank LYONS		Lola T332	20:40.031	15	32.301	85.00	1:12.206
4	66	A	Michael SCOTT		Lola T300	21:35.162	15	1:27.432	81.38	1:13.122
5	83	B	David BROWN		Brabham BT30	20:29.803	13	2 LAPS	74.28	1:22.722
6	76	Inv	Mike GATT		Techcraft Brabham BT21	21:22.371	13	2 LAPS	71.23	1:23.333
NOT CLASSIFIED										
36	C	James LEDAMUN			Crossle 22F	15:24.316	9	D.N.F.	68.42	1:21.698
FASTEST LAP										
21	B	Simon HADFIELD			Chevron B40	1:08.779	7	102.17mph	164.42kph	
48	C	Stuart TILLEY			Modus M1	1:12.170	3	97.37mph	156.70kph	
65	A	Frank LYONS			Lola T332	1:12.206	6	97.32mph	156.62kph	
76	Inv	Mike GATT			Techcraft Brabham BT21	1:23.333	4	84.32mph	135.71kph	

Weather / Track : Cloudy / Wet

These results are provisional until the conclusion of any judicial and technical matters.

Snetterton
Circuit Length = 1.9520 miles.
Start: 16:37 End: 16:57

Clerk Of Course:	Stewards:	Timekeeper:
------------------	-----------	-------------

HSCC Derek Bell Trophy Race

RACE CLASSIFICATION - RACE 7 - LAP CHART

Lap 1			Lap 2			Lap 3			Lap 4			Lap 5		
No	Behind	Laptime	No	Behind	Laptime	No	Behind	Laptime	No	Behind	Laptime	No	Behind	Laptime
21		1:18.787	21		1:10.439	21		1:09.908	21		1:09.396	21		1:09.080
66	0.261	1:19.048	48	5.617	1:12.772	48	7.879	1:12.170	48	11.702	1:13.219	48	15.827	1:13.205
48	3.284	1:22.071	66	6.502	1:16.680	66	13.120	1:16.526	66	18.453	1:14.729	66	22.495	1:13.122
65	8.241	1:27.028	65	12.178	1:14.376	65	16.615	1:14.345	65	20.996	1:13.777	65	25.021	1:13.105
76	15.545	1:34.332	83	30.429	1:24.261	76	44.875	1:24.233	76	58.812	1:23.333			
83	16.607	1:35.394	76	30.550	1:25.444	83	46.530	1:26.009	36	59.805	1:22.061			
36	22.930	1:41.717	36	34.189	1:21.698	36	47.140	1:22.859	83	1:01.375	1:24.241			

HSCC Derek Bell Trophy Race
RACE CLASSIFICATION - RACE 7 - LAP CHART
 (contd.)

Lap 6			Lap 7			Lap 8			Lap 9			Lap 10		
No	Behind	Laptime	No	Behind	Laptime	No	Behind	Laptime	No	Behind	Laptime	No	Behind	Laptime
21		1:11.185	21		1:08.779	21		1:15.204	21		1:24.257	21		1:30.476
76	1 LAP	1:24.388	76	1 LAP	1:24.837	48	28.714	1:19.356	48	31.021	1:26.564	76	2 LAPS	2:22.339
83	1 LAP	1:25.212	83	1 LAP	1:22.722	66	34.585	1:20.399	65	39.321	1:28.126	48	29.225	1:28.680
48	19.003	1:14.361	48	24.562	1:14.338	65	35.452	1:20.508	66	40.496	1:30.168	65	38.050	1:29.205
36	1 LAP	1:40.128	66	29.390	1:13.647	76	1 LAP	1:33.488	83	1 LAP	1:44.288	66	53.653	1:43.633
66	24.522	1:13.212	65	30.148	1:12.885	83	1 LAP	1:33.270	36	1 LAP	1:46.871	83	1 LAP	1:41.545
65	26.042	1:12.206	36	1 LAP	1:24.037	36	1 LAP	1:35.841						

HSCC Derek Bell Trophy Race
RACE CLASSIFICATION - RACE 7 - LAP CHART
 (contd.)

Lap 11			Lap 12			Lap 13			Lap 14			Lap 15		
No	Behind	Laptime	No	Behind	Laptime	No	Behind	Laptime	No	Behind	Laptime	No	Behind	Laptime
21		1:30.588	21		1:32.239	21		1:31.887	21		1:31.014	21		1:34.491
76	2 LAPS	1:42.699	48	27.661	1:30.765	83	2 LAPS	1:42.816	83	2 LAPS	1:43.281	83	2 LAPS	1:44.012
48	29.135	1:30.498	76	2 LAPS	1:48.686	48	26.381	1:30.607	48	26.898	1:31.531	48	23.782	1:31.375
65	36.822	1:29.360	65	35.177	1:30.594	65	35.660	1:32.370	65	35.306	1:30.660	65	32.301	1:31.486
66	59.177	1:36.112	66	1:06.472	1:39.534	76	2 LAPS	1:47.365	76	2 LAPS	1:45.673	76	2 LAPS	1:45.554
83	1 LAP	1:42.752				66	1:12.886	1:38.301	66	1:20.667	1:38.795	66	1:27.432	1:41.256
36	2 LAPS	3:09.104P												

HSCC Millers Oils Classic Sports Car Race

QUALIFYING - RACE 4

POS	NO	CL	NAME	CAR	TIME	LAPS	GAP	MPH
1	7	Inv	Monson/Hadfield	Elva Mk 7S	1:17.119	15		91.12
2	43	Inv	Hartley	Elva Mk 7	1:20.541	18	3.422	87.25
3	16	GS4	Nelson	Marcos 1800 GT	1:22.004	18	4.885	85.69
4	15	GS4	Allison	Marcos 1800 GT	1:22.234	17	5.115	85.45
5	70	GS7	Ely/Dodd	Jaguar E-Type	1:22.602	15	5.483	85.07
6	75	GS4	Tice	Marcos 1800GT	1:22.998	18	5.879	84.66
7	44	GS7	Radcliffe	Jaguar E-Type	1:24.691	11	7.572	82.97
8	87	Inv	Colborne-Baber/Colborne-Baber	Lotus 23	1:26.011	18	8.892	81.70
9	58	GS7	Wyndham	Jaguar E-Type	1:26.178	19	9.059	81.54
10	5	GS7	Moore	Jaguar E-type	1:26.606	9	9.487	81.14
11	91	GS6	Van Der Kroft/Bellin	Morgan SLR	1:28.051	20	10.932	79.80
12	39	GS2	Page/French	Marcos GT Gullwing	1:28.429	19	11.310	79.46
13	41	GT1	Sanders	Lotus Elan S3	1:28.593	17	11.474	79.32
14	56	GS5	Wroe	TVR Griffith	1:28.767	20	11.648	79.16
15	29	GS7	Drayson	Jaguar E-Type	1:29.141	7	12.022	78.83
16	46	GS7	Howe/Conoley	BR Triumph TR4	1:29.157	14	12.038	78.81
17	48	GS4	Ashworth	TVR Grantura 1800S	1:30.631	18	13.512	77.53
18	6	GS6	Ashworth	MGB	1:32.487	19	15.368	75.98
19	1	GS2	Roberts	Lotus Elite	1:32.739	9	15.620	75.77
20	61	GS6	Beale	MGB	1:32.756	14	15.637	75.76
21	50	GS6	Phillips/Masters	Porsche 911	1:34.821	17	17.702	74.11
22	25	GS2	Beale	Lotus Elite	1:35.310	17	18.191	73.73
23	74	GS6	Phillips/Phillips	MGB	1:35.533	17	18.414	73.55
24	45	Inv	Bailey	Elva Mk1	1:37.831	17	20.712	71.83

Car Nos 43, 50,70 & 75 require working transponders please.

Weather / Track : Bright / Dry

These results are provisional until the conclusion of any judicial and technical matters.

Snetterton

Circuit Length = 1.9520 miles.

Start: 10:29 End: 10:59

Clerk Of Course:	Stewards:	Timekeeper:

HSCC Millers Oils Classic Sports Car Race

QUALIFYING - LAP ANALYSIS

1	Roberts	Lotus Elite			
1 -	X:00.000	6 -	1:41.912		
2 -	1:55.015	7 -	X:00.000P		
3 -	1:48.120	8 -	1:41.207		
4 -	1:45.018	9 -	1:32.739		
5 -	1:44.079				
5	Moore	Jaguar E-type			
1 -	X:00.000	6 -	1:27.729		
2 -	1:34.469	7 -	1:29.186		
3 -	1:29.943	8 -	1:26.606		
4 -	1:28.729	9 -	1:27.321		
5 -	1:28.501				
6	Ashworth	MGB			
1 -	X:00.000	6 -	1:37.647	11 -	1:33.295
2 -	1:43.571	7 -	1:34.580	12 -	1:34.599
3 -	1:43.094	8 -	1:35.301	13 -	1:33.369
4 -	1:38.973	9 -	1:35.139	14 -	1:35.690
5 -	1:39.610	10 -	1:32.742	15 -	1:33.158
				16 -	1:33.258
				17 -	1:32.690
				18 -	1:33.025
				19 -	1:32.487
7	Monson/Hadfield	Elva Mk 7S			
1 -	X:00.000	6 -	1:21.948	11 -	1:18.062
2 -	1:36.838	7 -	1:21.692	12 -	1:18.203
3 -	1:22.608	8 -	1:20.116	13 -	1:18.840
4 -	1:25.540	9 -	2:35.357P	14 -	1:17.456
5 -	1:22.947	10 -	1:21.928	15 -	1:17.119
15	Allison	Marcos 1800 GT			
1 -	X:00.000	6 -	1:25.323	11 -	1:24.730
2 -	1:26.903	7 -	1:24.179	12 -	1:27.585
3 -	1:26.432	8 -	1:23.807	13 -	1:25.365
4 -	1:30.183	9 -	1:26.000	14 -	1:24.268
5 -	1:26.827	10 -	1:24.127	15 -	1:22.234
16	Nelson	Marcos 1800 GT			
1 -	X:00.000	6 -	1:44.609	11 -	1:25.045
2 -	1:30.017	7 -	1:22.804	12 -	1:23.838
3 -	1:24.443	8 -	2:41.643P	13 -	1:22.004
4 -	1:23.387	9 -	1:33.673	14 -	1:23.420
5 -	1:48.613	10 -	1:25.549	15 -	1:30.699
				16 -	2:46.043P
				17 -	1:30.944
				18 -	1:22.645

Car Nos 43, 50,70 & 75 require working transponders please.
Weather / Track : Bright / Dry

HSCC Millers Oils Classic Sports Car Race QUALIFYING - LAP ANALYSIS

(contd.)

25	Beale	Lotus Elite			
1 - X:00.000	6 - 3:03.122P	11 - 1:37.893	16 - 1:35.795		
2 - 1:43.842	7 - 1:46.476	12 - 2:32.668P	17 - 1:35.390		
3 - 1:41.503	8 - 1:37.756	13 - 1:42.423			
4 - 1:37.542	9 - 1:36.913	14 - 1:36.968			
5 - 1:38.640	10 - 1:38.157	15 - 1:35.310			
29	Drayson	Jaguar E-Type			
1 - X:00.000	6 - 1:33.527				
2 - 1:39.984	7 - X:00.000P				
3 - 1:29.141					
4 - 1:31.557					
5 - 1:29.747					
39	Page/French	Marcos GT Gullwing			
1 - X:00.000	6 - 1:33.228	11 - 1:28.429	16 - 1:30.179		
2 - 1:36.419	7 - 1:32.844	12 - 1:31.379	17 - 1:30.121		
3 - 1:32.932	8 - 2:35.348P	13 - 1:30.139	18 - 1:29.984		
4 - 1:33.676	9 - 1:40.171	14 - 1:30.665	19 - 1:29.704		
5 - 1:35.119	10 - 1:29.503	15 - 1:31.438			
41	Sanders	Lotus Elan S3			
1 - X:00.000	6 - 2:32.813P	11 - 1:31.516	16 - 1:28.593		
2 - 1:42.383	7 - 1:37.765	12 - 3:17.933P	17 - 1:29.571		
3 - 1:40.020	8 - 1:30.645	13 - 1:36.848			
4 - 1:35.981	9 - 1:29.918	14 - 1:30.099			
5 - 1:33.160	10 - 1:31.049	15 - 1:29.336			
43	Hartley	Elva Mk 7			
1 - X:00.000	6 - 1:21.940	11 - 1:20.541	16 - 1:20.872		
2 - 1:29.596	7 - 1:23.216	12 - 1:23.293	17 - 1:21.485		
3 - 1:27.119	8 - 1:20.920	13 - 2:43.459P	18 - 1:20.541		
4 - 1:22.072	9 - 1:23.070	14 - 1:31.473			
5 - 1:21.062	10 - 1:20.949	15 - 1:21.955			
44	Radcliffe	Jaguar E-Type			
1 - X:00.000	6 - 3:32.235P	11 - 1:24.691			
2 - 1:28.406	7 - 1:35.394				
3 - 1:26.182	8 - 1:26.770				
4 - 1:27.707	9 - 1:24.914				
5 - 1:25.877	10 - 1:25.051				

Car Nos 43, 50,70 & 75 require working transponders please.
Weather / Track : Bright / Dry

HSCC Millers Oils Classic Sports Car Race QUALIFYING - LAP ANALYSIS

(contd.)

45	Bailey	Elva Mk1			
1 - X:00.000	6 - 1:47.346	11 - 1:40.293	16 - 1:38.437		
2 - 1:52.088	7 - 2:54.306P	12 - 1:39.337	17 - 1:37.831		
3 - 1:48.128	8 - 1:57.585	13 - 1:38.443			
4 - 1:44.711	9 - 1:45.944	14 - 1:39.012			
5 - 1:46.644	10 - 1:41.286	15 - 1:38.534			
46	Howe/Conoley	BR Triumph TR4			
1 - X:00.000	6 - 3:05.816P	11 - 1:29.884			
2 - 1:41.603	7 - 1:39.348	12 - 1:30.931			
3 - 1:32.395	8 - 1:31.678	13 - 1:29.157			
4 - 1:31.200	9 - 1:30.425	14 - 4:21.297P			
5 - 1:30.858	10 - 1:30.193				
48	Ashworth	TVR Grantura 1800S			
1 - X:00.000	6 - 1:31.926	11 - 1:33.821	16 - 1:32.274		
2 - 1:36.854	7 - 1:30.950	12 - 1:32.965	17 - 1:30.631		
3 - 1:32.653	8 - 2:57.563P	13 - 1:31.349	18 - 1:31.459		
4 - 1:32.010	9 - 1:52.747	14 - 1:32.615			
5 - 1:31.193	10 - 1:36.448	15 - 1:31.951			
50	Phillips/Masters	Porsche 911			
1 - X:00.000	6 - 3:16.907P	11 - 1:35.729	16 - 1:36.022		
2 - 1:41.527	7 - 1:48.401	12 - 1:36.104	17 - 1:35.717		
3 - 1:38.762	8 - 1:41.867	13 - 1:35.161			
4 - 1:38.830	9 - 1:39.676	14 - 1:35.519			
5 - 1:34.821	10 - 1:35.809	15 - 1:35.088			
56	Wroe	TVR Griffith			
1 - X:00.000	6 - 1:29.530	11 - 1:30.774	16 - 1:30.327		
2 - 1:33.167	7 - 1:33.325	12 - 1:32.217	17 - 1:30.364		
3 - 1:31.939	8 - 1:31.954	13 - 1:29.600	18 - 1:29.257		
4 - 1:31.257	9 - 1:30.793	14 - 1:28.767	19 - 1:31.022		
5 - 1:31.764	10 - 1:33.618	15 - 1:31.098	20 - 1:30.590		
58	Wyndham	Jaguar E-Type			
1 - X:00.000	6 - 1:27.786	11 - 1:44.254	16 - 1:29.467		
2 - 1:28.447	7 - 1:26.178	12 - 1:33.677	17 - 2:39.191P		
3 - 1:27.277	8 - 1:27.001	13 - 1:31.273	18 - 1:37.132		
4 - 1:27.133	9 - 1:28.298	14 - 1:29.875	19 - 1:29.576		
5 - 1:26.271	10 - 2:46.245P	15 - 1:28.573			

Car Nos 43, 50,70 & 75 require working transponders please.
Weather / Track : Bright / Dry

HSCC Millers Oils Classic Sports Car Race QUALIFYING - LAP ANALYSIS


(contd.)

61	Beale			MGB
1 - X:00.000	6 - 1:38.339	11 - 2:49.921P		
2 - 1:37.651	7 - 1:32.756	12 - 1:41.696		
3 - 1:35.931	8 - 1:33.441	13 - 1:34.230		
4 - 1:38.461	9 - 1:33.040	14 - 1:36.520		
5 - 1:35.419	10 - 1:33.327			
70	Ely/Dodd			Jaguar E-Type
1 - X:00.000	6 - 1:22.767	11 - 1:27.611		
2 - 1:25.618	7 - 1:25.784	12 - 1:24.640		
3 - 1:23.993	8 - 1:23.279	13 - 1:25.631		
4 - 1:22.602	9 - 2:00.815P	14 - 1:25.148		
5 - 1:22.652	10 - 1:34.734	15 - 1:25.056		
74	Phillips/Phillips			MGB
1 - X:00.000	6 - 1:47.002	11 - 1:36.699	16 - 1:35.695	
2 - 1:48.905	7 - 3:08.551P	12 - 1:36.013	17 - 1:35.738	
3 - 1:51.005	8 - 1:46.630	13 - 1:35.795		
4 - 1:46.469	9 - 1:39.936	14 - 1:37.467		
5 - 1:45.122	10 - 1:38.001	15 - 1:35.533		
75	Tice			Marcos 1800GT
1 - X:00.000	6 - 1:25.895	11 - 1:23.941	16 - 1:24.556	
2 - 1:25.547	7 - 1:25.852	12 - 1:28.351	17 - 1:23.169	
3 - 1:25.094	8 - 1:23.916	13 - 1:29.241	18 - 1:22.998	
4 - 1:50.065P	9 - 1:23.522	14 - 2:39.909P		
5 - 1:29.977	10 - 1:27.045	15 - 1:27.799		
87	Colborne-Baber/Colborne-Baber			Lotus 23
1 - X:00.000	6 - 1:28.159	11 - 1:29.201	16 - 1:26.011	
2 - 1:37.762	7 - 1:28.506	12 - 1:27.390	17 - 1:28.918	
3 - 1:32.118	8 - 1:33.958	13 - 1:29.337	18 - 1:28.997	
4 - 1:30.250	9 - 3:35.780P	14 - 1:28.245		
5 - 1:30.964	10 - 1:43.828	15 - 1:26.171		
91	Van Der Kroft/Bellin			Morgan SLR
1 - X:00.000	6 - 1:28.384	11 - 1:38.287	16 - 1:29.790	
2 - 1:30.196	7 - 1:30.089	12 - 1:31.285	17 - 1:29.457	
3 - 1:28.611	8 - 1:28.316	13 - 1:30.515	18 - 1:29.448	
4 - 1:28.151	9 - 1:28.903	14 - 1:30.986	19 - 1:29.142	
5 - 1:28.051	10 - 2:22.682P	15 - 1:30.296	20 - 1:28.379	

Car Nos 43, 50,70 & 75 require working transponders please.
Weather / Track : Bright / Dry

HSCC Millers Oils Classic Sports Car Race

GRID - RACE 4

ROW 12	74 Phillips/Phillips	45 Bailey
ROW 11	50 Phillips/Masters	25 Beale
ROW 10	1 Roberts	61 Beale
ROW 9	48 Ashworth	6 Ashworth
ROW 8	29 Drayson	46 Howe/Conoley
ROW 7	41 Sanders	56 Wroe
ROW 6	91 Van Der Kroft/Bellin	39 Page/French
ROW 5	58 Wyndham	5 Moore
ROW 4	44 Radcliffe	87 Colborne-Baber/Colborne-Baber
ROW 3	70 Ely/Dodd	75 Tice
ROW 2	16 Nelson	15 Allison
ROW 1	7 Monson/Hadfield	43 Hartley
POLE		
		

Weather / Track : Bright / Dry
These results are provisional until the conclusion of any judicial and technical matters.

Snetterton
 Circuit Length = 1.9520 miles.
 Start: 10:29 End: 10:59

Clerk Of Course:	Stewards:	Timekeeper:
------------------	-----------	-------------

HSCC Millers Oils Classic Sports Car Race

RACE CLASSIFICATION - RACE 4 - 30 minutes

POS	NO	CL	NAME	CAR	TIME	LAPS	GAP	MPH	BEST
1	43	Inv	Hartley	Elva Mk 7	30:27.384	22		84.60	1:20.113
2	7	Inv	Monson/Hadfield	Elva Mk 7S	30:27.414	22	0.030	84.60	1:18.405
3	16	GS4	Nelson	Marcos 1800 GT	31:28.041	22	1:00.657	81.88	1:21.635
4	75	GS4	Tice	Marcos 1800GT	31:31.079	22	1:03.695	81.75	1:23.065
5	70	GS7	Ely/Dodd	Jaguar E-Type	30:32.347	21	1 LAP	80.53	1:23.512
6	91	GS6	Van Der Kroft/Bellin	Morgan SLR	31:20.265	21	1 LAP	78.48	1:27.812
7	15	GS4	Allison	Marcos 1800 GT	31:21.426	21	1 LAP	78.43	1:23.561
8	56	GS5	Wroe	TVR Griffith	31:25.146	21	1 LAP	78.28	1:26.769
9	5	GS7	Moore	Jaguar E-type	31:31.799	21	1 LAP	78.00	1:25.559
10	1	GS2	Roberts	Lotus Elite	30:20.681	20	2 LAPS	77.19	1:29.049
11	87	Inv	Colborne-Baber/Colborne-Baber	Lotus 23	31:03.252	20	2 LAPS	75.42	1:26.573
12	39	GS2	Page/French	Marcos GT Gullwing	31:18.180	20	2 LAPS	74.83	1:29.311
13	46	GS7	Howe/Conoley	BR Triumph TR4	31:27.182	20	2 LAPS	74.47	1:29.375
14	48	GS4	Ashworth	TVR Grantura 1800S	31:31.452	20	2 LAPS	74.30	1:29.370
15	25	GS2	Beale	Lotus Elite	30:37.545	19	3 LAPS	72.66	1:34.580
16	6	GS6	Ashworth	MGB	30:48.285	19	3 LAPS	72.23	1:31.481
17	50	GS6	Phillips/Masters	Porsche 911	31:18.029	19	3 LAPS	71.09	1:32.766
18	41	GT1	Sanders	Lotus Elan S3	31:30.691	19	3 LAPS	70.61	1:29.040
19	29	GS7	Drayson	Jaguar E-Type	25:07.013	17	5 LAPS	79.27	1:25.203
20	45	Inv	Bailey	Elva Mk1	29:35.198	17	5 LAPS	67.29	1:39.675
21	74	GS6	Phillips/Phillips	MGB	30:29.379	17	5 LAPS	65.30	1:41.248
22	58	GS7	Wyndham	Jaguar E-Type	31:06.836	17	5 LAPS	63.99	1:24.943
23	61	GS6	Beale	MGB	23:42.750	11	11 LAPS	54.33	1:31.780
24	44	GS7	Radcliffe	Jaguar E-Type	10:17.834	7	15 LAPS	79.61	1:26.408

FASTEST LAP

7	Inv	Monson/Hadfield	Elva Mk 7S	1:18.405	21	89.62mph	144.24kph
16	GS4	Nelson	Marcos 1800 GT	1:21.635	20	86.08mph	138.53kph
70	GS7	Ely/Dodd	Jaguar E-Type	1:23.512	14	84.14mph	135.41kph
56	GS5	Wroe	TVR Griffith	1:26.769	18	80.98mph	130.33kph
91	GS6	Van Der Kroft/Bellin	Morgan SLR	1:27.812	13	80.02mph	128.78kph
41	GT1	Sanders	Lotus Elan S3	1:29.040	17	78.92mph	127.01kph
1	GS2	Roberts	Lotus Elite	1:29.049	7	78.91mph	126.99kph

Weather / Track : Overcast / Dry

These results are provisional until the conclusion of any judicial and technical matters.

Snetterton
Circuit Length = 1.9520 miles.
Start: 14:16 End: 14:47

Clerk Of Course:	Stewards:	Timekeeper:
------------------	-----------	-------------

HSCC Millers Oils Classic Sports Car Race

RACE CLASSIFICATION - RACE 4

POS	NO	CL	NAME	CAR	TIME	LAPS	GAP	MPH	BEST
1	7	Inv	Monson/Hadfield	Elva Mk 7S	1:00:01.060	44		85.86	1:18.172
2	43	Inv	Hartley	Elva Mk 7	1:00:05.877	43	1 LAP	83.79	1:20.113
3	16	GS4	Nelson	Marcos 1800 GT	1:01:27.132	43	1 LAP	81.95	1:21.635
4	75	GS4	Tice	Marcos 1800GT	1:00:01.382	42	2 LAPS	81.95	1:23.065
5	70	GS7	Ely/Dodd	Jaguar E-Type	1:00:17.965	41	3 LAPS	79.63	1:23.512
6	5	GS7	Moore	Jaguar E-type	1:01:21.335	41	3 LAPS	78.26	1:25.559
7	87	Inv	Colborne-Baber/Colborne-Baber	Lotus 23	1:01:09.444	40	4 LAPS	76.60	1:26.573
8	39	GS2	Page/French	Marcos GT Gullwing	1:01:22.476	40	4 LAPS	76.33	1:27.146
9	91	GS6	Van Der Kroft/Bellin	Morgan SLR	1:01:27.351	40	4 LAPS	76.23	1:27.812
10	1	GS2	Roberts	Lotus Elite	1:00:43.187	39	5 LAPS	75.22	1:29.049
11	15	GS4	Allison	Marcos 1800 GT	1:00:28.374	38	6 LAPS	73.59	1:23.561
12	6	GS6	Ashworth	MGB	1:00:55.094	38	6 LAPS	73.05	1:31.481
13	41	GT1	Sanders	Lotus Elan S3	1:01:29.232	38	6 LAPS	72.38	1:29.040
14	46	GS7	Howe/Conoley	BR Triumph TR4	1:00:20.180	37	7 LAPS	71.82	1:29.375
15	50	GS6	Phillips/Masters	Porsche 911	1:00:48.950	37	7 LAPS	71.25	1:32.766
16	25	GS2	Beale	Lotus Elite	1:01:11.588	37	7 LAPS	70.81	1:34.580
17	58	GS7	Wyndham	Jaguar E-Type	1:00:39.963	36	8 LAPS	69.50	1:24.943
18	74	GS6	Phillips/Phillips	MGB	1:01:28.955	36	8 LAPS	68.57	1:35.529
19	45	Inv	Bailey	Elva Mk1	1:00:30.788	35	9 LAPS	67.74	1:37.801
20	56	GS5	Wroe	TVR Griffith	47:05.212	30	14 LAPS	74.62	1:26.769

NOT CLASSIFIED

48	GS4	Ashworth	TVR Grantura 1800S	48:26.250	31	D.N.F.	74.95	1:29.370
29	GS7	Drayson	Jaguar E-Type	25:07.013	17	D.N.F.	79.27	1:25.203
61	GS6	Beale	MGB	23:42.750	11	D.N.F.	54.33	1:31.780
44	GS7	Radcliffe	Jaguar E-Type	10:17.834	7	D.N.F.	79.61	1:26.408

FASTEST LAP

7	Inv	Monson/Hadfield	Elva Mk 7S	1:18.172	27	89.89mph	144.67kph
16	GS4	Nelson	Marcos 1800 GT	1:21.635	20	86.08mph	138.53kph
70	GS7	Ely/Dodd	Jaguar E-Type	1:23.512	14	84.14mph	135.41kph
56	GS5	Wroe	TVR Griffith	1:26.769	18	80.98mph	130.33kph
39	GS2	Page/French	Marcos GT Gullwing	1:27.146	40	80.63mph	129.77kph
91	GS6	Van Der Kroft/Bellin	Morgan SLR	1:27.812	13	80.02mph	128.78kph
41	GT1	Sanders	Lotus Elan S3	1:29.040	17	78.92mph	127.01kph

Weather / Track : Overcast / Dry

These results are provisional until the conclusion of any judicial and technical matters.

Snetterton
Circuit Length = 1.9520 miles.
Start: 14:16 End: 15:16

Clerk Of Course:	Stewards:	Timekeeper:
------------------	-----------	-------------

HSCC Millers Oils Classic Sports Car Race

RACE CLASSIFICATION - RACE 4 - LAP CHART

Lap 1			Lap 2			Lap 3			Lap 4			Lap 5		
No	Behind	Laptime	No	Behind	Laptime	No	Behind	Laptime	No	Behind	Laptime	No	Behind	Laptime
43		1:27.548	7		1:21.238	7		1:20.964	7		1:20.463	7		1:21.950
7	0.358	1:27.906	43	1.001	1:22.597	43	0.595	1:20.558	43	1.193	1:21.061	43	1.568	1:22.325
16	3.012	1:30.560	16	5.010	1:23.594	16	7.398	1:23.352	16	10.255	1:23.320	74	1 LAP	1:41.522
75	4.490	1:32.038	75	7.178	1:24.284	75	10.647	1:24.433	75	14.207	1:24.023	45	1 LAP	1:44.222
15	5.449	1:32.997	70	7.846	1:23.937	70	10.716	1:23.834	70	15.409	1:25.156	16	11.524	1:23.219
70	5.505	1:33.053	15	9.104	1:25.251	15	11.701	1:23.561	15	15.433	1:24.195	75	15.612	1:23.355
5	7.574	1:35.122	5	13.237	1:27.259	5	19.077	1:26.804	5	24.944	1:26.330	70	18.239	1:24.780
44	8.381	1:35.929	58	14.070	1:26.694	58	19.791	1:26.685	58	25.481	1:26.153	15	18.753	1:25.270
58	8.972	1:36.520	44	14.257	1:27.472	44	20.214	1:26.921	44	26.215	1:26.464	5	29.762	1:26.768
87	12.196	1:39.744	87	18.902	1:28.302	87	26.075	1:28.137	87	34.479	1:28.867	58	30.365	1:26.834
91	12.280	1:39.828	91	21.578	1:30.894	91	30.001	1:29.387	91	38.140	1:28.602	44	30.929	1:26.664
39	14.983	1:42.531	41	24.299	1:30.032	41	33.156	1:29.821	41	42.655	1:29.962	87	40.558	1:28.029
41	15.863	1:43.411	39	24.939	1:31.552	56	34.664	1:29.911	56	43.968	1:29.767	91	44.163	1:27.973
56	16.067	1:43.615	56	25.717	1:31.246	39	36.133	1:32.158	29	44.531	1:28.359	29	50.309	1:27.728
46	17.035	1:44.583	29	26.187	1:30.254	29	36.635	1:31.412	46	46.656	1:30.082	41	50.369	1:29.664
29	17.529	1:45.077	46	26.993	1:31.554	46	37.037	1:31.008	39	48.018	1:32.348	56	51.267	1:29.249
1	17.954	1:45.502	48	27.782	1:31.011	48	37.938	1:31.120	1	48.578	1:30.660	46	54.537	1:29.831
48	18.367	1:45.915	1	28.416	1:32.058	1	38.381	1:30.929	48	48.776	1:31.301	48	57.419	1:30.593
6	19.768	1:47.316	50	32.581	1:34.141	50	46.169	1:34.552	50	59.773	1:34.067	39	57.988	1:31.920
50	20.036	1:47.584	6	33.501	1:35.329	6	46.780	1:34.243	6	1:01.218	1:34.901	1	58.636	1:32.008
61	20.344	1:47.892	61	34.249	1:35.501	61	47.373	1:34.088	61	1:01.724	1:34.814	6	1:11.418	1:32.150
25	21.378	1:48.926	25	35.212	1:35.430	25	49.142	1:34.894	25	1:03.608	1:34.929	50	1:12.131	1:34.308
74	24.882	1:52.430	74	44.534	1:41.248	74	1:05.057	1:41.487				61	1:13.049	1:33.275
45	26.503	1:54.051	45	46.785	1:41.878	45	1:08.123	1:42.302				25	1:17.333	1:35.675

HSCC Millers Oils Classic Sports Car Race

RACE CLASSIFICATION - RACE 4 - LAP CHART

(contd.)

Lap 6			Lap 7			Lap 8			Lap 9			Lap 10		
No	Behind	Laptime	No	Behind	Laptime	No	Behind	Laptime	No	Behind	Laptime	No	Behind	Laptime
7		1:20.539	7		1:21.383	7		1:20.263	7		1:21.387	7		1:20.915
43	1.589	1:20.560	43	1.314	1:21.108	43	1.457	1:20.406	46	1 LAP	1:30.472	43	1.949	1:20.941
16	14.441	1:23.456	6	1 LAP	1:32.083	6	1 LAP	1:32.060	43	1.923	1:21.853	56	1 LAP	1:32.524
75	18.969	1:23.896	50	1 LAP	1:34.044	61	1 LAP	1:32.054	48	1 LAP	1:30.340	46	1 LAP	1:31.208
70	22.918	1:25.218	61	1 LAP	1:33.926	50	1 LAP	1:33.545	1	1 LAP	1:29.988	48	1 LAP	1:29.835
15	24.076	1:25.862	25	1 LAP	1:36.651	16	18.669	1:22.818	39	1 LAP	1:29.311	1	1 LAP	1:29.519
74	1 LAP	1:44.119	16	16.114	1:23.056	75	24.817	1:23.932	45	2 LAPS	1:49.047	39	1 LAP	1:29.379
45	1 LAP	1:45.591	75	21.148	1:23.562	25	1 LAP	1:36.419	41	1 LAP	1:45.895	74	2 LAPS	1:51.270
5	35.347	1:26.124	70	25.852	1:24.317	70	29.980	1:24.391	16	21.998	1:24.716	16	24.777	1:23.694
58	36.172	1:26.346	15	27.030	1:24.337	15	31.087	1:24.320	6	1 LAP	1:32.225	41	1 LAP	1:34.848
44	36.798	1:26.408	5	39.647	1:25.683	5	44.943	1:25.559	75	27.266	1:23.836	75	30.653	1:24.302
87	47.545	1:27.526	58	40.748	1:25.959	58	46.094	1:25.609	61	1 LAP	1:31.949	45	2 LAPS	1:44.455
91	51.776	1:28.152	44	43.391	1:27.976	87	1:03.146	1:28.575	50	1 LAP	1:32.766	6	1 LAP	1:31.989
29	56.965	1:27.195	74	1 LAP	1:43.385	29	1:08.377	1:27.115	70	33.997	1:25.404	70	37.254	1:24.172
56	59.978	1:29.250	87	54.834	1:28.672	91	1:10.246	1:30.452	15	35.048	1:25.348	15	38.197	1:24.064
41	1:00.084	1:30.254	91	1:00.057	1:29.664	74	1 LAP	1:43.737	25	1 LAP	1:36.611	61	1 LAP	1:32.251
46	1:03.601	1:29.603	45	1 LAP	1:47.613	56	1:14.433	1:28.330	5	51.239	1:27.683	50	1 LAP	1:33.381
48	1:06.329	1:29.449	29	1:01.525	1:25.943				87	1:12.334	1:30.575	25	1 LAP	1:36.165
39	1:07.917	1:30.468	56	1:06.366	1:27.771				29	1:14.259	1:27.269	5	58.901	1:28.577
1	1:08.169	1:30.072	41	1:08.028	1:29.327				91	1:18.311	1:29.452	29	1:20.083	1:26.739
			46	1:12.350	1:30.132							87	1:20.590	1:29.171
			48	1:14.393	1:29.447									
			1	1:15.835	1:29.049									
			39	1:16.755	1:30.221									

HSCC Millers Oils Classic Sports Car Race

RACE CLASSIFICATION - RACE 4 - LAP CHART

(contd.)

Lap 11			Lap 12			Lap 13			Lap 14			Lap 15		
No	Behind	Laptime	No	Behind	Laptime	No	Behind	Laptime	No	Behind	Laptime	No	Behind	Laptime
7		1:20.850	7		1:21.338	7		1:20.215	7		1:21.545	7		1:20.281
43	1.212	1:20.113	43	1.558	1:21.684	45	3 LAPS	1:45.684	50	2 LAPS	1:34.001	43	0.470	1:20.159
91	1 LAP	1:29.728	29	1 LAP	1:27.855	43	1.669	1:20.326	5	1 LAP	1:27.321	5	1 LAP	1:27.484
56	1 LAP	1:29.658	87	1 LAP	1:28.316	41	3 LAPS	3:43.916P	43	0.592	1:20.468	50	2 LAPS	1:34.072
46	1 LAP	1:29.980	91	1 LAP	1:29.062	25	2 LAPS	1:37.118	74	3 LAPS	1:43.326	29	1 LAP	1:26.384
48	1 LAP	1:29.947	56	1 LAP	1:29.227	29	1 LAP	1:25.203	29	1 LAP	1:27.088	87	1 LAP	1:28.870
1	1 LAP	1:29.770	46	1 LAP	1:29.375	87	1 LAP	1:27.131	87	1 LAP	1:26.573	74	3 LAPS	1:43.974
39	1 LAP	1:30.125	48	1 LAP	1:29.370	91	1 LAP	1:28.476	58	5 LAPS	7:43.459P	41	3 LAPS	1:31.356
16	27.653	1:23.726	16	29.303	1:22.988	56	1 LAP	1:28.719	45	3 LAPS	1:43.743	16	36.348	1:23.325
75	33.706	1:23.903	1	1 LAP	1:29.365	16	31.669	1:22.581	41	3 LAPS	1:38.347	91	1 LAP	1:30.060
70	40.920	1:24.516	39	1 LAP	1:31.163	46	1 LAP	1:29.641	25	2 LAPS	1:38.170	58	5 LAPS	1:39.219
15	42.168	1:24.821	75	36.109	1:23.741	48	1 LAP	1:29.779	91	1 LAP	1:27.812	25	2 LAPS	1:36.728
74	2 LAPS	1:45.168	70	43.958	1:24.376	75	39.462	1:23.568	16	33.304	1:23.180	75	45.546	1:23.775
6	1 LAP	1:32.475	15	45.006	1:24.176	1	1 LAP	1:31.488	56	1 LAP	1:29.447	56	1 LAP	1:28.806
61	1 LAP	1:31.780	6	1 LAP	1:31.481	39	1 LAP	1:31.600	75	42.052	1:24.135	45	3 LAPS	1:44.239
50	1 LAP	1:34.405	50	1 LAP	1:34.201	70	48.255	1:24.512	46	1 LAP	1:30.292	70	53.865	1:23.924
45	2 LAPS	1:45.333	74	2 LAPS	1:42.911	15	49.807	1:25.016	48	1 LAP	1:30.192	15	57.071	1:24.708
5	1:06.683	1:28.632	5	1:14.643	1:29.298	6	1 LAP	1:31.688	1	1 LAP	1:29.226	48	1 LAP	1:30.554
25	1 LAP	1:36.260							70	50.222	1:23.512	1	1 LAP	1:29.837
									15	52.644	1:24.382	39	1 LAP	1:31.195
									39	1 LAP	1:31.207			
									6	1 LAP	1:31.668			

HSCC Millers Oils Classic Sports Car Race

RACE CLASSIFICATION - RACE 4 - LAP CHART

(contd.)

Lap 16			Lap 17			Lap 18			Lap 19			Lap 20		
No	Behind	Laptime	No	Behind	Laptime	No	Behind	Laptime	No	Behind	Laptime	No	Behind	Laptime
43		1:21.610	43		1:21.501	43		1:20.696	43		1:56.467P	43		1:24.534
5	1 LAP	1:27.547	5	1 LAP	1:27.702	74	4 LAPS	1:44.584	5	1 LAP	1:29.597	7	2.926	1:19.451
50	2 LAPS	1:33.711	29	1 LAP	1:27.626	6	3 LAPS	1:38.179	7	8.009	1:18.945	45	4 LAPS	1:43.340
29	1 LAP	1:28.057	61	6 LAPS	7:55.220P	45	4 LAPS	1:41.239	87	1 LAP	1:31.809	50	3 LAPS	2:41.878P
46	2 LAPS	2:25.436P	50	2 LAPS	1:35.499	16	1 LAP	1:29.258	58	5 LAPS	1:24.943	58	5 LAPS	1:26.293
87	1 LAP	1:29.377	87	1 LAP	1:29.387	70	1 LAP	2:00.862P	46	2 LAPS	1:31.354	87	1 LAP	1:29.941
7	42.336	2:04.416P	7	47.267	1:26.432	5	1 LAP	1:28.747	91	1 LAP	1:28.167	91	1 LAP	1:28.432
41	3 LAPS	1:32.119	46	2 LAPS	1:39.300	29	1 LAP	1:27.709	56	1 LAP	1:26.769	46	2 LAPS	1:30.692
91	1 LAP	1:29.617	75	51.554	1:24.621	7	45.531	1:18.960	41	3 LAPS	1:29.994	56	1 LAP	1:27.912
58	5 LAPS	1:26.100	58	5 LAPS	1:29.059	87	1 LAP	1:27.929	15	1 LAP	1:30.046	5	1 LAP	2:07.632P
75	48.434	1:24.968	91	1 LAP	1:30.494	50	2 LAPS	1:35.614	48	1 LAP	1:30.069	41	3 LAPS	1:29.040
56	1 LAP	1:29.212	41	3 LAPS	1:32.271	58	5 LAPS	1:25.106	1	1 LAP	1:29.386	15	1 LAP	1:25.978
70	55.432	1:23.647	56	1 LAP	1:28.810	46	2 LAPS	1:31.717	16	57.831	1:22.210	16	54.932	1:21.635
25	2 LAPS	1:36.061	25	2 LAPS	1:35.459	91	1 LAP	1:27.919	75	58.655	1:26.644	74	4 LAPS	2:33.822P
15	59.611	1:24.620	48	1 LAP	1:29.679	41	3 LAPS	1:30.128	39	1 LAP	1:30.237	75	57.945	1:23.824
74	3 LAPS	1:48.582	1	1 LAP	1:29.400	56	1 LAP	1:27.618	25	2 LAPS	1:35.541	1	1 LAP	1:31.357
48	1 LAP	1:30.851	39	1 LAP	1:29.868	15	1 LAP	2:53.099P	6	2 LAPS	1:32.290	39	1 LAP	1:30.560
6	2 LAPS	2:31.324P				48	1 LAP	1:29.549	70	1:16.714	1:26.699	25	2 LAPS	1:34.580
1	1 LAP	1:30.690				1	1 LAP	1:30.464				70	1:19.379	1:27.199
45	3 LAPS	1:42.262				25	2 LAPS	1:36.600						
39	1 LAP	1:29.887				75	1:28.478	1:57.620P						
16	1:22.498	2:08.230P				39	1 LAP	1:29.675						
						16	1:32.088	1:22.529						
						6	2 LAPS	1:33.542						
						74	3 LAPS	1:43.642						
						70	1:46.482	1:32.385						
						45	3 LAPS	1:40.524						

HSCC Millers Oils Classic Sports Car Race

RACE CLASSIFICATION - RACE 4 - LAP CHART

(contd.)

Lap 21			Lap 22			Lap 23			Lap 24			Lap 25		
No	Behind	Laptime	No	Behind	Laptime	No	Behind	Laptime	No	Behind	Laptime	No	Behind	Laptime
43		1:20.227	43		1:20.642	7		1:18.193	7		1:18.256	7		1:21.222
7	1.104	1:18.405	7	0.030	1:19.568	43	2.025	1:20.248	43	4.367	1:20.598	39	3 LAPS	1:31.014
6	3 LAPS	1:40.918	74	5 LAPS	1:44.172	1	2 LAPS	1:29.429	70	1 LAP	1:26.026	43	3.841	1:20.696
45	4 LAPS	1:39.675	70	1 LAP	1:26.453	70	1 LAP	1:26.364	91	2 LAPS	2:15.066P	50	4 LAPS	1:36.872
58	5 LAPS	1:25.542	25	3 LAPS	1:35.328	45	5 LAPS	2:31.401P	41	4 LAPS	2:13.503P	48	3 LAPS	1:29.451
50	3 LAPS	1:41.362	6	3 LAPS	1:32.424	74	5 LAPS	1:37.702	74	5 LAPS	1:36.491	70	1 LAP	1:25.873
48	2 LAPS	2:33.774P	87	2 LAPS	2:46.321P	25	3 LAPS	1:34.805	25	3 LAPS	1:36.022	46	4 LAPS	3:31.144P
91	1 LAP	1:28.060	58	5 LAPS	1:26.315	6	3 LAPS	1:32.581	6	3 LAPS	1:32.426	91	2 LAPS	1:37.493
46	2 LAPS	1:29.928	39	2 LAPS	2:22.775P	58	5 LAPS	1:25.264	45	5 LAPS	1:47.613	74	5 LAPS	1:35.746
56	1 LAP	1:29.275	50	3 LAPS	1:34.898	87	2 LAPS	1:39.768	58	5 LAPS	1:25.962	41	4 LAPS	1:36.331
15	1 LAP	1:25.375	91	1 LAP	1:28.034	16	1:05.420	1:22.986	16	1:10.051	1:22.887	58	5 LAPS	1:26.724
41	3 LAPS	1:29.272	15	1 LAP	1:24.000	50	3 LAPS	1:35.246	87	2 LAPS	1:30.982	6	3 LAPS	1:32.259
5	1 LAP	1:33.678	56	1 LAP	1:28.030	56	1 LAP	1:28.881	75	1:14.406	1:23.677	45	5 LAPS	1:40.579
16	57.232	1:22.527	46	2 LAPS	1:30.994	75	1:08.985	1:23.513	1	2 LAPS	2:31.686P	16	1:11.448	1:22.619
75	1:00.783	1:23.065	16	1:00.657	1:24.067	39	2 LAPS	1:39.188	56	1 LAP	1:28.892	75	1:16.445	1:23.261
1	1 LAP	1:29.913	41	3 LAPS	1:31.034	5	1 LAP	1:26.245	5	1 LAP	1:26.500			
			75	1:03.695	1:23.554	48	2 LAPS	1:29.763						
			48	2 LAPS	1:38.677									
			5	1 LAP	1:28.252									

Weather / Track : Overcast / Dry

HSCC Millers Oils Classic Sports Car Race

RACE CLASSIFICATION - RACE 4 - LAP CHART

(contd.)

Lap 26			Lap 27			Lap 28			Lap 29			Lap 30		
No	Behind	Laptime	No	Behind	Laptime	No	Behind	Laptime	No	Behind	Laptime	No	Behind	Laptime
7		1:18.566	7		1:18.172	7		1:19.357	7		1:19.987	7		1:21.659
87	3 LAPS	1:31.529	75	1 LAP	1:23.752	41	5 LAPS	1:29.909	58	6 LAPS	1:27.345	46	5 LAPS	1:33.914
43	6.427	1:21.152	43	8.813	1:20.558	16	1 LAP	1:23.737	16	1 LAP	1:24.155	16	1 LAP	1:26.493
5	2 LAPS	1:26.972	87	3 LAPS	1:28.222	75	1 LAP	1:24.266	91	3 LAPS	1:33.485	43	15.220	1:24.132
39	3 LAPS	1:29.358	45	6 LAPS	1:40.201	74	6 LAPS	1:35.529	43	12.747	1:22.218	25	5 LAPS	1:38.680
1	3 LAPS	1:36.307	15	5 LAPS	5:55.544P	43	10.516	1:21.060	75	1 LAP	1:24.589	75	1 LAP	1:26.097
48	3 LAPS	1:31.334	5	2 LAPS	1:28.090	6	4 LAPS	1:34.947	41	5 LAPS	1:32.214	91	3 LAPS	1:33.601
50	4 LAPS	1:35.483	39	3 LAPS	1:28.840	87	3 LAPS	1:27.990	74	6 LAPS	1:37.157	41	5 LAPS	1:33.211
70	1 LAP	1:25.476	1	3 LAPS	1:29.616	5	2 LAPS	1:26.912	6	4 LAPS	1:34.746	15	5 LAPS	1:27.586
25	4 LAPS	2:34.748P	48	3 LAPS	1:29.855	15	5 LAPS	1:29.625	87	3 LAPS	1:29.135	87	3 LAPS	1:29.699
46	4 LAPS	1:34.961	50	4 LAPS	1:35.116	39	3 LAPS	1:27.803	15	5 LAPS	1:25.670	6	4 LAPS	1:36.759
91	2 LAPS	1:31.611	70	1 LAP	1:26.439	45	6 LAPS	1:40.149	5	2 LAPS	1:28.908	74	6 LAPS	1:37.983
58	5 LAPS	1:26.224	56	3 LAPS	3:21.596P	1	3 LAPS	1:29.915	39	3 LAPS	1:29.698	5	2 LAPS	1:31.507
41	4 LAPS	1:31.502	25	4 LAPS	1:40.442	48	3 LAPS	1:30.875	1	3 LAPS	1:32.073	39	3 LAPS	1:30.566
74	5 LAPS	1:35.813	46	4 LAPS	1:30.835	70	1 LAP	1:27.119	48	3 LAPS	1:32.596	58	6 LAPS	2:18.212P
6	3 LAPS	1:32.914	91	2 LAPS	1:30.138	50	4 LAPS	1:36.733	45	6 LAPS	1:40.257	1	3 LAPS	1:32.839
16	1:16.274	1:23.392	58	5 LAPS	1:25.934	56	3 LAPS	1:35.058	70	1 LAP	1:27.550	70	1 LAP	1:28.292
						46	4 LAPS	1:32.503	56	3 LAPS	1:31.882	48	3 LAPS	1:33.116
						25	4 LAPS	1:36.086	50	4 LAPS	1:39.471	45	6 LAPS	1:40.739
												56	3 LAPS	1:32.209

HSCC Millers Oils Classic Sports Car Race

RACE CLASSIFICATION - RACE 4 - LAP CHART

(contd.)

Lap 31			Lap 32			Lap 33			Lap 34			Lap 35		
No	Behind	Laptime	No	Behind	Laptime	No	Behind	Laptime	No	Behind	Laptime	No	Behind	Laptime
7		1:21.307	7		1:22.743	7		1:23.263	7		1:23.742	7		1:22.458
50	5 LAPS	1:37.946	45	7 LAPS	1:41.761	1	4 LAPS	1:36.495	25	6 LAPS	1:37.541	5	3 LAPS	1:32.826
16	1 LAP	1:26.697	56	4 LAPS	1:34.731	48	4 LAPS	1:34.943	6	5 LAPS	1:38.051	39	4 LAPS	1:38.909
43	18.684	1:24.771	70	2 LAPS	2:03.447	58	7 LAPS	1:33.276	74	7 LAPS	1:39.468	25	6 LAPS	1:38.658
46	5 LAPS	1:34.680	16	1 LAP	1:28.668	56	4 LAPS	1:34.076	1	4 LAPS	1:34.508	6	5 LAPS	1:38.472
75	1 LAP	1:26.766	43	24.204	1:28.263	45	7 LAPS	1:42.210	48	4 LAPS	1:34.100	1	4 LAPS	1:34.473
91	3 LAPS	1:33.475	75	1 LAP	1:27.362	70	2 LAPS	1:31.238	58	7 LAPS	1:34.481	74	7 LAPS	1:38.929
41	5 LAPS	1:34.867	50	5 LAPS	1:39.940	16	1 LAP	1:30.886	56	4 LAPS	1:32.741	48	4 LAPS	1:34.495
15	5 LAPS	1:27.304	46	5 LAPS	1:36.272	75	1 LAP	1:28.210	70	2 LAPS	1:29.023	58	7 LAPS	1:33.902
87	3 LAPS	1:30.516	91	3 LAPS	1:33.150	43	41.801	1:40.860	16	1 LAP	1:29.132	16	1 LAP	1:25.464
25	5 LAPS	1:56.818	15	5 LAPS	1:28.646	50	5 LAPS	1:41.414	75	1 LAP	1:28.067	70	2 LAPS	1:28.295
5	2 LAPS	1:30.850	41	5 LAPS	1:34.602	46	5 LAPS	1:37.715	45	7 LAPS	1:40.419	75	1 LAP	1:27.577
6	4 LAPS	1:36.129	87	3 LAPS	1:29.708	15	5 LAPS	1:27.798	43	47.425	1:29.366	43	54.037	1:29.070
39	3 LAPS	1:30.613	5	2 LAPS	1:35.368	91	3 LAPS	1:35.605	15	5 LAPS	1:29.338	15	5 LAPS	1:28.500
74	6 LAPS	1:39.587	39	3 LAPS	1:31.949	87	3 LAPS	1:29.744	46	5 LAPS	1:36.079	45	7 LAPS	1:41.637
1	3 LAPS	1:34.381	25	5 LAPS	1:42.118	41	5 LAPS	1:33.771	50	5 LAPS	1:40.500	87	3 LAPS	1:30.950
48	3 LAPS	1:34.270	6	4 LAPS	1:36.679	5	2 LAPS	1:32.133	91	3 LAPS	1:35.514	46	5 LAPS	1:35.135
58	6 LAPS	1:43.587	74	6 LAPS	1:38.859	39	3 LAPS	1:31.550	87	3 LAPS	1:28.926	91	3 LAPS	1:34.400
									41	5 LAPS	1:33.791	41	5 LAPS	1:32.381

HSCC Millers Oils Classic Sports Car Race

RACE CLASSIFICATION - RACE 4 - LAP CHART

(contd.)

Lap 36			Lap 37			Lap 38			Lap 39			Lap 40		
No	Behind	Laptime	No	Behind	Laptime	No	Behind	Laptime	No	Behind	Laptime	No	Behind	Laptime
7		1:21.190	7		1:22.010	7		1:19.986	7		1:19.148	7		1:21.290
50	6 LAPS	1:40.931	87	4 LAPS	1:30.156	87	4 LAPS	1:27.504	15	6 LAPS	1:25.280	25	7 LAPS	1:37.417
5	3 LAPS	1:31.023	45	8 LAPS	1:39.228	91	4 LAPS	1:31.647	87	4 LAPS	1:29.245	15	6 LAPS	1:26.166
39	4 LAPS	1:30.485	91	4 LAPS	1:32.798	45	8 LAPS	1:38.290	91	4 LAPS	1:31.399	74	8 LAPS	1:37.630
6	5 LAPS	1:35.293	46	6 LAPS	1:36.180	41	6 LAPS	1:32.474	41	6 LAPS	1:31.745	87	4 LAPS	1:28.567
25	6 LAPS	1:37.252	41	6 LAPS	1:32.263	46	6 LAPS	1:36.358	46	6 LAPS	1:33.990	91	4 LAPS	1:30.950
1	4 LAPS	1:32.335	50	6 LAPS	1:39.778	5	3 LAPS	1:29.958	45	8 LAPS	1:38.680	41	6 LAPS	1:31.426
74	7 LAPS	1:37.276	5	3 LAPS	1:31.397	50	6 LAPS	1:38.499	5	3 LAPS	1:29.259	5	3 LAPS	1:28.794
16	1 LAP	1:25.284	39	4 LAPS	1:29.300	39	4 LAPS	1:28.642	39	4 LAPS	1:27.860	46	6 LAPS	1:35.667
58	7 LAPS	1:33.815	6	5 LAPS	1:35.348	16	1 LAP	1:24.918	16	1 LAP	1:23.592	39	4 LAPS	1:28.848
70	2 LAPS	1:26.562	16	1 LAP	1:25.168	75	1 LAP	1:25.197	50	6 LAPS	1:38.399	45	8 LAPS	1:37.801
75	1 LAP	1:26.237	1	4 LAPS	1:32.830	70	2 LAPS	1:26.757	75	1 LAP	1:25.250	16	1 LAP	1:25.007
43	58.639	1:25.792	25	6 LAPS	1:37.751	1	4 LAPS	1:33.133	70	2 LAPS	1:25.275	75	1 LAP	1:24.690
15	5 LAPS	1:26.528	75	1 LAP	1:25.269	6	5 LAPS	1:35.945	43	1:08.303	1:22.729	70	2 LAPS	1:26.108
			70	2 LAPS	1:26.517	43	1:04.722	1:24.304	1	4 LAPS	1:31.243	43	1:10.031	1:23.018
			58	7 LAPS	1:32.033	58	7 LAPS	1:31.197	6	5 LAPS	1:34.533	50	6 LAPS	1:38.687
			74	7 LAPS	1:37.312	25	6 LAPS	1:36.379	58	7 LAPS	1:31.179			
			43	1:00.404	1:23.775	74	7 LAPS	1:38.624						
			15	5 LAPS	1:25.444									

HSCC Millers Oils Classic Sports Car Race

RACE CLASSIFICATION - RACE 4 - LAP CHART

(contd.)

Lap 41			Lap 42			Lap 43			Lap 44			Lap 45		
No	Behind	Laptime	No	Behind	Laptime	No	Behind	Laptime	No	Behind	Laptime	No	Behind	Laptime
7		1:20.032	7		1:20.531	7		1:20.432	7		1:20.102			
1	5 LAPS	1:32.552	50	7 LAPS	1:38.147	46	7 LAPS	1:36.099	75	2 LAPS	1:25.508			
58	8 LAPS	1:31.047	15	6 LAPS	1:26.205	70	3 LAPS	1:30.100	43	1 LAP	1:25.072			
15	6 LAPS	1:25.305	1	5 LAPS	1:33.660	45	9 LAPS	1:38.367	70	3 LAPS	1:31.434			
6	6 LAPS	1:35.195	58	8 LAPS	1:31.197	15	6 LAPS	1:25.498	46	7 LAPS	1:36.159			
25	7 LAPS	1:37.450	6	6 LAPS	1:35.213	58	8 LAPS	1:30.535	15	6 LAPS	1:26.511			
74	8 LAPS	1:37.601	25	7 LAPS	1:37.586	50	7 LAPS	1:39.566	45	9 LAPS	1:37.944			
87	4 LAPS	1:29.538	87	4 LAPS	1:29.521	1	5 LAPS	1:32.964	58	8 LAPS	1:31.213			
91	4 LAPS	1:31.335	74	8 LAPS	1:39.007	6	6 LAPS	1:35.001	1	5 LAPS	1:32.067			
41	6 LAPS	1:31.196	91	4 LAPS	1:32.504	25	7 LAPS	1:37.056	50	7 LAPS	1:38.193			
5	3 LAPS	1:28.747	5	3 LAPS	1:29.333	87	4 LAPS	1:31.993	6	6 LAPS	1:34.318			
39	4 LAPS	1:27.288	39	4 LAPS	1:28.027	74	8 LAPS	1:38.766	87	4 LAPS	1:32.499			
16	1 LAP	1:25.046	41	6 LAPS	1:32.365	5	3 LAPS	1:27.721	25	7 LAPS	1:37.234			
46	6 LAPS	1:35.307	16	1 LAP	1:25.371	39	4 LAPS	1:27.212	5	3 LAPS	1:26.993			
75	1 LAP	1:24.909	75	1 LAP	1:26.106	16	1 LAP	1:26.972	39	4 LAPS	1:27.146			
43	1:13.979	1:23.980	43	1:20.279	1:26.831	91	4 LAPS	1:32.217	16	1 LAP	1:30.617			
45	8 LAPS	1:38.314				41	6 LAPS	1:30.723	91	4 LAPS	1:30.698			
70	2 LAPS	1:27.723							74	8 LAPS	1:40.096			
									41	6 LAPS	1:30.267			

HSCC Millers Oils Classic Sports Car Race

QUALIFYING - LAP ANALYSIS

1	Roberts				Lotus Elite
1 - 1:45.502	11 - 1:29.365	21 - 1:29.429	31 - 1:34.473		
2 - 1:32.058	12 - 1:31.488	22 - 2:31.686P	32 - 1:32.335		
3 - 1:30.929	13 - 1:29.226	23 - 1:36.307	33 - 1:32.830		
4 - 1:30.660	14 - 1:29.837	24 - 1:29.616	34 - 1:33.133		
5 - 1:32.008	15 - 1:30.690	25 - 1:29.915	35 - 1:31.243		
6 - 1:30.072	16 - 1:29.400	26 - 1:32.073	36 - 1:32.552		
7 - 1:29.049	17 - 1:30.464	27 - 1:32.839	37 - 1:33.660		
8 - 1:29.988	18 - 1:29.386	28 - 1:34.381	38 - 1:32.964		
9 - 1:29.519	19 - 1:31.357	29 - 1:36.495	39 - 1:32.067		
10 - 1:29.770	20 - 1:29.913	30 - 1:34.508			
5	Moore				Jaguar E-type
1 - 1:35.122	11 - 1:28.632	21 - 1:28.252	31 - 1:32.133	41 - 1:26.993	
2 - 1:27.259	12 - 1:29.298	22 - 1:26.245	32 - 1:32.826		
3 - 1:26.804	13 - 1:27.321	23 - 1:26.500	33 - 1:31.023		
4 - 1:26.330	14 - 1:27.484	24 - 1:26.972	34 - 1:31.397		
5 - 1:26.768	15 - 1:27.547	25 - 1:28.090	35 - 1:29.958		
6 - 1:26.124	16 - 1:27.702	26 - 1:26.912	36 - 1:29.259		
7 - 1:25.683	17 - 1:28.747	27 - 1:28.908	37 - 1:28.794		
8 - 1:25.559	18 - 1:29.597	28 - 1:31.507	38 - 1:28.747		
9 - 1:27.683	19 - 2:07.632P	29 - 1:30.850	39 - 1:29.333		
10 - 1:28.577	20 - 1:33.678	30 - 1:35.368	40 - 1:27.721		
6	Ashworth				MGB
1 - 1:47.316	11 - 1:31.481	21 - 1:32.426	31 - 1:35.293		
2 - 1:35.329	12 - 1:31.688	22 - 1:32.259	32 - 1:35.348		
3 - 1:34.243	13 - 1:31.668	23 - 1:32.914	33 - 1:35.945		
4 - 1:34.901	14 - 2:31.324P	24 - 1:34.947	34 - 1:34.533		
5 - 1:32.150	15 - 1:38.179	25 - 1:34.746	35 - 1:35.195		
6 - 1:32.083	16 - 1:33.542	26 - 1:36.759	36 - 1:35.213		
7 - 1:32.060	17 - 1:32.290	27 - 1:36.129	37 - 1:35.001		
8 - 1:32.225	18 - 1:40.918	28 - 1:36.679	38 - 1:34.318		
9 - 1:31.989	19 - 1:32.424	29 - 1:38.051			
10 - 1:32.475	20 - 1:32.581	30 - 1:38.472			
7	Monson/Hadfield				Elva Mk 7S
1 - 1:27.906	11 - 1:20.850	21 - 1:18.405	31 - 1:21.307	41 - 1:20.032	
2 - 1:21.238	12 - 1:21.338	22 - 1:19.568	32 - 1:22.743	42 - 1:20.531	
3 - 1:20.964	13 - 1:20.215	23 - 1:18.193	33 - 1:23.263	43 - 1:20.432	
4 - 1:20.463	14 - 1:21.545	24 - 1:18.256	34 - 1:23.742	44 - 1:20.102	
5 - 1:21.950	15 - 1:20.281	25 - 1:21.222	35 - 1:22.458		
6 - 1:20.539	16 - 2:04.416P	26 - 1:18.566	36 - 1:21.190		
7 - 1:21.383	17 - 1:26.432	27 - 1:18.172	37 - 1:22.010		
8 - 1:20.263	18 - 1:18.960	28 - 1:19.357	38 - 1:19.986		
9 - 1:21.387	19 - 1:18.945	29 - 1:19.987	39 - 1:19.148		
10 - 1:20.915	20 - 1:19.451	30 - 1:21.659	40 - 1:21.290		

HSCC Millers Oils Classic Sports Car Race QUALIFYING - LAP ANALYSIS

(contd.)

15	Allison	Marcos 1800 GT			
1 - 1:32.997	11 - 1:24.821	21 - 1:24.000	31 - 1:26.528		
2 - 1:25.251	12 - 1:24.176	22 - 5:55.544P	32 - 1:25.444		
3 - 1:23.561	13 - 1:25.016	23 - 1:29.625	33 - 1:25.280		
4 - 1:24.195	14 - 1:24.382	24 - 1:25.670	34 - 1:26.166		
5 - 1:25.270	15 - 1:24.708	25 - 1:27.586	35 - 1:25.305		
6 - 1:25.862	16 - 1:24.620	26 - 1:27.304	36 - 1:26.205		
7 - 1:24.337	17 - 2:53.099P	27 - 1:28.646	37 - 1:25.498		
8 - 1:24.320	18 - 1:30.046	28 - 1:27.798	38 - 1:26.511		
9 - 1:25.348	19 - 1:25.978	29 - 1:29.338			
10 - 1:24.064	20 - 1:25.375	30 - 1:28.500			
16	Nelson	Marcos 1800 GT			
1 - 1:30.560	11 - 1:23.726	21 - 1:22.527	31 - 1:28.668	41 - 1:25.371	
2 - 1:23.594	12 - 1:22.988	22 - 1:24.067	32 - 1:30.886	42 - 1:26.972	
3 - 1:23.352	13 - 1:22.581	23 - 1:22.986	33 - 1:29.132	43 - 1:30.617	
4 - 1:23.320	14 - 1:23.180	24 - 1:22.887	34 - 1:25.464		
5 - 1:23.219	15 - 1:23.325	25 - 1:22.619	35 - 1:25.284		
6 - 1:23.456	16 - 2:08.230P	26 - 1:23.392	36 - 1:25.168		
7 - 1:23.056	17 - 1:29.258	27 - 1:23.737	37 - 1:24.918		
8 - 1:22.818	18 - 1:22.529	28 - 1:24.155	38 - 1:23.592		
9 - 1:24.716	19 - 1:22.210	29 - 1:26.493	39 - 1:25.007		
10 - 1:23.694	20 - 1:21.635	30 - 1:26.697	40 - 1:25.046		
25	Beale	Lotus Elite			
1 - 1:48.926	11 - 1:37.118	21 - 1:36.022	31 - 1:37.751		
2 - 1:35.430	12 - 1:38.170	22 - 2:34.748P	32 - 1:36.379		
3 - 1:34.894	13 - 1:36.728	23 - 1:40.442	33 - 1:37.417		
4 - 1:34.929	14 - 1:36.061	24 - 1:36.086	34 - 1:37.450		
5 - 1:35.675	15 - 1:35.459	25 - 1:38.680	35 - 1:37.586		
6 - 1:36.651	16 - 1:36.600	26 - 1:56.818	36 - 1:37.056		
7 - 1:36.419	17 - 1:35.541	27 - 1:42.118	37 - 1:37.234		
8 - 1:36.611	18 - 1:34.580	28 - 1:37.541			
9 - 1:36.165	19 - 1:35.328	29 - 1:38.658			
10 - 1:36.260	20 - 1:34.805	30 - 1:37.252			
29	Drayson	Jaguar E-Type			
1 - 1:45.077	6 - 1:27.195	11 - 1:27.855	16 - 1:27.626		
2 - 1:30.254	7 - 1:25.943	12 - 1:25.203	17 - 1:27.709		
3 - 1:31.412	8 - 1:27.115	13 - 1:27.088			
4 - 1:28.359	9 - 1:27.269	14 - 1:26.384			
5 - 1:27.728	10 - 1:26.739	15 - 1:28.057			

HSCC Millers Oils Classic Sports Car Race QUALIFYING - LAP ANALYSIS

(contd.)

39	Page/French	Marcos GT Gullwing					
1 - 1:42.531	11 - 1:31.163	21 - 1:39.188	31 - 1:38.909				
2 - 1:31.552	12 - 1:31.600	22 - 1:31.014	32 - 1:30.485				
3 - 1:32.158	13 - 1:31.207	23 - 1:29.358	33 - 1:29.300				
4 - 1:32.348	14 - 1:31.195	24 - 1:28.840	34 - 1:28.642				
5 - 1:31.920	15 - 1:29.887	25 - 1:27.803	35 - 1:27.860				
6 - 1:30.468	16 - 1:29.868	26 - 1:29.698	36 - 1:28.848				
7 - 1:30.221	17 - 1:29.675	27 - 1:30.566	37 - 1:27.288				
8 - 1:29.311	18 - 1:30.237	28 - 1:30.613	38 - 1:28.027				
9 - 1:29.379	19 - 1:30.560	29 - 1:31.949	39 - 1:27.212				
10 - 1:30.125	20 - 2:22.775P	30 - 1:31.550	40 - 1:27.146				
41	Sanders	Lotus Elan S3					
1 - 1:43.411	11 - 1:38.347	21 - 1:36.331	31 - 1:32.263				
2 - 1:30.032	12 - 1:31.356	22 - 1:31.502	32 - 1:32.474				
3 - 1:29.821	13 - 1:32.119	23 - 1:29.909	33 - 1:31.745				
4 - 1:29.962	14 - 1:32.271	24 - 1:32.214	34 - 1:31.426				
5 - 1:29.664	15 - 1:30.128	25 - 1:33.211	35 - 1:31.196				
6 - 1:30.254	16 - 1:29.994	26 - 1:34.867	36 - 1:32.365				
7 - 1:29.327	17 - 1:29.040	27 - 1:34.602	37 - 1:30.723				
8 - 1:45.895	18 - 1:29.272	28 - 1:33.771	38 - 1:30.267				
9 - 1:34.848	19 - 1:31.034	29 - 1:33.791					
10 - 3:43.916P	20 - 2:13.503P	30 - 1:32.381					
43	Hartley	Elva Mk 7					
1 - 1:27.548	11 - 1:20.113	21 - 1:20.227	31 - 1:24.771	41 - 1:23.980			
2 - 1:22.597	12 - 1:21.684	22 - 1:20.642	32 - 1:28.263	42 - 1:26.831			
3 - 1:20.558	13 - 1:20.326	23 - 1:20.248	33 - 1:40.860	43 - 1:25.072			
4 - 1:21.061	14 - 1:20.468	24 - 1:20.598	34 - 1:29.366				
5 - 1:22.325	15 - 1:20.159	25 - 1:20.696	35 - 1:29.070				
6 - 1:20.560	16 - 1:21.610	26 - 1:21.152	36 - 1:25.792				
7 - 1:21.108	17 - 1:21.501	27 - 1:20.558	37 - 1:23.775				
8 - 1:20.406	18 - 1:20.696	28 - 1:21.060	38 - 1:24.304				
9 - 1:21.853	19 - 1:56.467P	29 - 1:22.218	39 - 1:22.729				
10 - 1:20.941	20 - 1:24.534	30 - 1:24.132	40 - 1:23.018				
44	Radcliffe	Jaguar E-Type					
1 - 1:35.929	6 - 1:26.408						
2 - 1:27.472	7 - 1:27.976						
3 - 1:26.921							
4 - 1:26.464							
5 - 1:26.664							
45	Bailey	Elva Mk1					
1 - 1:54.051	6 - 1:47.613	11 - 1:43.743	16 - 1:43.340	21 - 1:40.201	26 - 1:42.210	31 - 1:38.680	
2 - 1:41.878	7 - 1:49.047	12 - 1:44.239	17 - 1:39.675	22 - 1:40.149	27 - 1:40.419	32 - 1:37.801	
3 - 1:42.302	8 - 1:44.455	13 - 1:42.262	18 - 2:31.401P	23 - 1:40.257	28 - 1:41.637	33 - 1:38.314	
4 - 1:44.222	9 - 1:45.333	14 - 1:41.239	19 - 1:47.613	24 - 1:40.739	29 - 1:39.228	34 - 1:38.367	
5 - 1:45.591	10 - 1:45.684	15 - 1:40.524	20 - 1:40.579	25 - 1:41.761	30 - 1:38.290	35 - 1:37.944	

HSCC Millers Oils Classic Sports Car Race QUALIFYING - LAP ANALYSIS

(contd.)

46	Howe/Conoley	BR Triumph TR4					
1 - 1:44.583	11 - 1:29.375	21 - 3:31.144P	31 - 1:36.180				
2 - 1:31.554	12 - 1:29.641	22 - 1:34.961	32 - 1:36.358				
3 - 1:31.008	13 - 1:30.292	23 - 1:30.835	33 - 1:33.990				
4 - 1:30.082	14 - 2:25.436P	24 - 1:32.503	34 - 1:35.667				
5 - 1:29.831	15 - 1:39.300	25 - 1:33.914	35 - 1:35.307				
6 - 1:29.603	16 - 1:31.717	26 - 1:34.680	36 - 1:36.099				
7 - 1:30.132	17 - 1:31.354	27 - 1:36.272	37 - 1:36.159				
8 - 1:30.472	18 - 1:30.692	28 - 1:37.715					
9 - 1:31.208	19 - 1:29.928	29 - 1:36.079					
10 - 1:29.980	20 - 1:30.994	30 - 1:35.135					
48	Ashworth	TVR Grantura 1800S					
1 - 1:45.915	6 - 1:29.449	11 - 1:29.370	16 - 1:29.679	21 - 1:29.763	26 - 1:32.596	31 - 1:34.495	
2 - 1:31.011	7 - 1:29.447	12 - 1:29.779	17 - 1:29.549	22 - 1:29.451	27 - 1:33.116		
3 - 1:31.120	8 - 1:30.340	13 - 1:30.192	18 - 1:30.069	23 - 1:31.334	28 - 1:34.270		
4 - 1:31.301	9 - 1:29.835	14 - 1:30.554	19 - 2:33.774P	24 - 1:29.855	29 - 1:34.943		
5 - 1:30.593	10 - 1:29.947	15 - 1:30.851	20 - 1:38.677	25 - 1:30.875	30 - 1:34.100		
50	Phillips/Masters	Porsche 911					
1 - 1:47.584	11 - 1:34.201	21 - 1:36.872	31 - 1:39.778				
2 - 1:34.141	12 - 1:34.001	22 - 1:35.483	32 - 1:38.499				
3 - 1:34.552	13 - 1:34.072	23 - 1:35.116	33 - 1:38.399				
4 - 1:34.067	14 - 1:33.711	24 - 1:36.733	34 - 1:38.687				
5 - 1:34.308	15 - 1:35.499	25 - 1:39.471	35 - 1:38.147				
6 - 1:34.044	16 - 1:35.614	26 - 1:37.946	36 - 1:39.566				
7 - 1:33.545	17 - 2:41.878P	27 - 1:39.940	37 - 1:38.193				
8 - 1:32.766	18 - 1:41.362	28 - 1:41.414					
9 - 1:33.381	19 - 1:34.898	29 - 1:40.500					
10 - 1:34.405	20 - 1:35.246	30 - 1:40.931					
56	Wroe	TVR Griffith					
1 - 1:43.615	6 - 1:29.250	11 - 1:29.227	16 - 1:28.810	21 - 1:28.030	26 - 1:31.882		
2 - 1:31.246	7 - 1:27.771	12 - 1:28.719	17 - 1:27.618	22 - 1:28.881	27 - 1:32.209		
3 - 1:29.911	8 - 1:28.330	13 - 1:29.447	18 - 1:26.769	23 - 1:28.892	28 - 1:34.731		
4 - 1:29.767	9 - 1:32.524	14 - 1:28.806	19 - 1:27.912	24 - 3:21.596P	29 - 1:34.076		
5 - 1:29.249	10 - 1:29.658	15 - 1:29.212	20 - 1:29.275	25 - 1:35.058	30 - 1:32.741		
58	Wyndham	Jaguar E-Type					
1 - 1:36.520	11 - 1:26.100	21 - 1:26.224	31 - 1:31.197				
2 - 1:26.694	12 - 1:29.059	22 - 1:25.934	32 - 1:31.179				
3 - 1:26.685	13 - 1:25.106	23 - 1:27.345	33 - 1:31.047				
4 - 1:26.153	14 - 1:24.943	24 - 2:18.212P	34 - 1:31.197				
5 - 1:26.834	15 - 1:26.293	25 - 1:43.587	35 - 1:30.535				
6 - 1:26.346	16 - 1:25.542	26 - 1:33.276	36 - 1:31.213				
7 - 1:25.959	17 - 1:26.315	27 - 1:34.481					
8 - 1:25.609	18 - 1:25.264	28 - 1:33.902					
9 - 7:43.459P	19 - 1:25.962	29 - 1:33.815					
10 - 1:39.219	20 - 1:26.724	30 - 1:32.033					

HSCC Millers Oils Classic Sports Car Race QUALIFYING - LAP ANALYSIS

(contd.)

61	Beale					MGB
1 - 1:47.892	6 - 1:33.926	11 - 7:55.220P				
2 - 1:35.501	7 - 1:32.054					
3 - 1:34.088	8 - 1:31.949					
4 - 1:34.814	9 - 1:32.251					
5 - 1:33.275	10 - 1:31.780					
70	Ely/Dodd					Jaguar E-Type
1 - 1:33.053	11 - 1:24.516	21 - 1:26.453	31 - 1:31.238	41 - 1:31.434		
2 - 1:23.937	12 - 1:24.376	22 - 1:26.364	32 - 1:29.023			
3 - 1:23.834	13 - 1:24.512	23 - 1:26.026	33 - 1:28.295			
4 - 1:25.156	14 - 1:23.512	24 - 1:25.873	34 - 1:26.562			
5 - 1:24.780	15 - 1:23.924	25 - 1:25.476	35 - 1:26.517			
6 - 1:25.218	16 - 1:23.647	26 - 1:26.439	36 - 1:26.757			
7 - 1:24.317	17 - 2:00.862P	27 - 1:27.119	37 - 1:25.275			
8 - 1:24.391	18 - 1:32.385	28 - 1:27.550	38 - 1:26.108			
9 - 1:25.404	19 - 1:26.699	29 - 1:28.292	39 - 1:27.723			
10 - 1:24.172	20 - 1:27.199	30 - 2:03.447	40 - 1:30.100			
74	Phillips/Phillips					MGB
1 - 1:52.430	11 - 1:43.326	21 - 1:35.813	31 - 1:38.624			
2 - 1:41.248	12 - 1:43.974	22 - 1:35.529	32 - 1:37.630			
3 - 1:41.487	13 - 1:48.582	23 - 1:37.157	33 - 1:37.601			
4 - 1:41.522	14 - 1:44.584	24 - 1:37.983	34 - 1:39.007			
5 - 1:44.119	15 - 1:43.642	25 - 1:39.587	35 - 1:38.766			
6 - 1:43.385	16 - 2:33.822P	26 - 1:38.859	36 - 1:40.096			
7 - 1:43.737	17 - 1:44.172	27 - 1:39.468				
8 - 1:51.270	18 - 1:37.702	28 - 1:38.929				
9 - 1:45.168	19 - 1:36.491	29 - 1:37.276				
10 - 1:42.911	20 - 1:35.746	30 - 1:37.312				
75	Tice					Marcos 1800GT
1 - 1:32.038	11 - 1:23.903	21 - 1:23.065	31 - 1:27.362	41 - 1:26.106		
2 - 1:24.284	12 - 1:23.741	22 - 1:23.554	32 - 1:28.210	42 - 1:25.508		
3 - 1:24.433	13 - 1:23.568	23 - 1:23.513	33 - 1:28.067			
4 - 1:24.023	14 - 1:24.135	24 - 1:23.677	34 - 1:27.577			
5 - 1:23.355	15 - 1:23.775	25 - 1:23.261	35 - 1:26.237			
6 - 1:23.896	16 - 1:24.968	26 - 1:23.752	36 - 1:25.269			
7 - 1:23.562	17 - 1:24.621	27 - 1:24.266	37 - 1:25.197			
8 - 1:23.932	18 - 1:57.620P	28 - 1:24.589	38 - 1:25.250			
9 - 1:23.836	19 - 1:26.644	29 - 1:26.097	39 - 1:24.690			
10 - 1:24.302	20 - 1:23.824	30 - 1:26.766	40 - 1:24.909			

HSCC Millers Oils Classic Sports Car Race QUALIFYING - LAP ANALYSIS

(contd.)

87	Colborne-Baber/Colborne-Baber	Lotus 23			
1 - 1:39.744	11 - 1:28.316	21 - 1:39.768	31 - 1:28.926		
2 - 1:28.302	12 - 1:27.131	22 - 1:30.982	32 - 1:30.950		
3 - 1:28.137	13 - 1:26.573	23 - 1:31.529	33 - 1:30.156		
4 - 1:28.867	14 - 1:28.870	24 - 1:28.222	34 - 1:27.504		
5 - 1:28.029	15 - 1:29.377	25 - 1:27.990	35 - 1:29.245		
6 - 1:27.526	16 - 1:29.387	26 - 1:29.135	36 - 1:28.567		
7 - 1:28.672	17 - 1:27.929	27 - 1:29.699	37 - 1:29.538		
8 - 1:28.575	18 - 1:31.809	28 - 1:30.516	38 - 1:29.521		
9 - 1:30.575	19 - 1:29.941	29 - 1:29.708	39 - 1:31.993		
10 - 1:29.171	20 - 2:46.321P	30 - 1:29.744	40 - 1:32.499		
91	Van Der Kroft/Bellin	Morgan SLR			
1 - 1:39.828	11 - 1:29.062	21 - 1:28.034	31 - 1:35.514		
2 - 1:30.894	12 - 1:28.476	22 - 2:15.066P	32 - 1:34.400		
3 - 1:29.387	13 - 1:27.812	23 - 1:37.493	33 - 1:32.798		
4 - 1:28.602	14 - 1:30.060	24 - 1:31.611	34 - 1:31.647		
5 - 1:27.973	15 - 1:29.617	25 - 1:30.138	35 - 1:31.399		
6 - 1:28.152	16 - 1:30.494	26 - 1:33.485	36 - 1:30.950		
7 - 1:29.664	17 - 1:27.919	27 - 1:33.601	37 - 1:31.335		
8 - 1:30.452	18 - 1:28.167	28 - 1:33.475	38 - 1:32.504		
9 - 1:29.452	19 - 1:28.432	29 - 1:33.150	39 - 1:32.217		
10 - 1:29.728	20 - 1:28.060	30 - 1:35.605	40 - 1:30.698		

HSCC Legends Racing Historic Formula Ford Race QUALIFYING - RACE 8

POS	NO	CL	NAME	NAT	CAR	TIME	LAPS	GAP	MPH
1	1		Neil FOWLER		Lola T200	1:25.442	10		82.24
2	11		Westie MITCHELL		Merlyn Mk 20	1:27.113	10	1.671	80.66
3	42		Nigel BANCROFT		Crossle 20F	1:27.910	10	2.468	79.93
4	12		Jason MINSHAW		Merlyn Mk 20	1:27.953	10	2.511	79.89
5	8		John GOLDSMITH		Macon MR8B	1:28.375	10	2.933	79.51
6	74		Will TOMKINS		Merlyn Mk 20A	1:29.787	9	4.345	78.26
7	77		Chris SHARPLES		Palliser WDF1	1:31.150	10	5.708	77.09
8	91	N	Alastair GARRATT		Lola T200	1:31.483	9	6.041	76.81
9	47		Tony DEMPSTER		Lola T200	1:31.692	9	6.250	76.63
10	14		Guy MINSHAW		Merlyn Mk 20	1:32.268	10	6.826	76.16
11	99	N	Gregory THORNTON		Titan Mk4	1:32.457	9	7.015	76.00
12	30		Neil GLOVER		Macon Mk8	1:32.611	9	7.169	75.87
13	85		C.LILLINGSTONE-PRICE	GBR	Merlyn Mk11	1:32.617	9	7.175	75.87
14	27		Dick DIXON		Lotus 61	1:33.318	9	7.876	75.30
15	44		John BLADON		Merlyn Mk11A	1:33.519	9	8.077	75.14
16	89		Paul DRAYSON		Merlyn Mk20	1:34.562	9	9.120	74.31
17	48		Crispin SCHLAEFLI	GBR	Macon MR8	1:34.608	9	9.166	74.27
18	72		John TIMONEY		Huron FP1	1:35.423	9	9.981	73.64
19	58		Terry VAN DER ZEE		Nike Mk4	1:36.706	9	11.264	72.66
20	34		Philip NORRIS		Russel-Alexis Mk14B	1:38.285	9	12.843	71.49
21	21		Neil BOWMAN		Macon MR7B	1:40.216	4	14.774	70.12
22	59		Terence TUMBER		Lola T200	1:42.815	8	17.373	68.34

Car Nos 42 & 72 require working transponders please.

Weather / Track : Cloudy / Drying

These results are provisional until the conclusion of any judicial and technical matters.

Snetterton

Circuit Length = 1.9520 miles.

Start: 08:59 End: 09:14

Clerk Of Course:	Stewards:	Timekeeper:
------------------	-----------	-------------

HSCC Legends Racing Historic Formula Ford Race QUALIFYING - LAP ANALYSIS

1	Neil FOWLER	Lola T200
1 - 2:55.104	6 - 1:29.938	
2 - 1:34.265	7 - 1:28.825	
3 - 1:33.068	8 - 1:28.951	
4 - 1:31.482	9 - 1:27.015	
5 - 1:30.641	10 - 1:25.442	
8	John GOLDSMITH	Macon MR8B
1 - 2:34.652	6 - 1:31.952	
2 - 1:38.848	7 - 1:31.611	
3 - 1:35.700	8 - 1:31.538	
4 - 1:36.069	9 - 1:32.362	
5 - 1:33.783	10 - 1:28.375	
11	Westie MITCHELL	Merlyn Mk 20
1 - 2:39.469	6 - 1:34.811	
2 - 1:37.988	7 - 1:33.003	
3 - 1:37.859	8 - 1:30.136	
4 - 1:36.365	9 - 1:28.959	
5 - 1:35.032	10 - 1:27.113	
12	Jason MINSHAW	Merlyn Mk 20
1 - 2:35.442	6 - 1:32.738	
2 - 1:35.469	7 - 1:31.442	
3 - 1:34.170	8 - 1:29.993	
4 - 1:34.294	9 - 1:29.375	
5 - 1:33.154	10 - 1:27.953	
14	Guy MINSHAW	Merlyn Mk 20
1 - 2:37.079	6 - 1:37.553	
2 - 1:37.225	7 - 1:36.617	
3 - 1:40.932	8 - 1:35.372	
4 - 1:38.748	9 - 1:33.176	
5 - 1:38.321	10 - 1:32.268	
21	Neil BOWMAN	Macon MR7B
1 - 2:41.213		
2 - 1:40.763		
3 - 1:48.797		
4 - 1:40.216		

HSCC Legends Racing Historic Formula Ford Race QUALIFYING - LAP ANALYSIS

(contd.)

27	Dick DIXON	Lotus 61
1 -	3:13.778	6 - 1:35.075
2 -	1:40.537	7 - 1:35.569
3 -	1:37.620	8 - 1:33.645
4 -	1:35.715	9 - 1:33.318
5 -	1:38.096	
30	Neil GLOVER	Macon Mk8
1 -	3:10.915	6 - 1:38.260
2 -	1:42.316	7 - 1:39.171
3 -	1:41.806	8 - 1:35.388
4 -	1:39.141	9 - 1:32.611
5 -	1:41.411	
34	Philip NORRIS	Russel-Alexis Mk14B
1 -	3:04.616	6 - 1:38.679
2 -	1:49.241	7 - 1:39.475
3 -	1:45.516	8 - 1:41.658
4 -	1:40.872	9 - 1:38.285
5 -	1:39.969	
42	Nigel BANCROFT	Crossle 20F
1 -	2:34.875	6 - 1:33.586
2 -	1:37.518	7 - 1:31.908
3 -	1:35.702	8 - 1:31.400
4 -	1:35.026	9 - 1:29.503
5 -	1:33.857	10 - 1:27.910
44	John BLADON	Merlyn Mk11A
1 -	2:44.591	6 - 1:38.740
2 -	1:39.689	7 - 1:36.429
3 -	1:41.790	8 - 1:34.442
4 -	1:39.944	9 - 1:33.519
5 -	1:40.193	
47	Tony DEMPSTER	Lola T200
1 -	3:04.276	6 - 1:34.242
2 -	1:43.827	7 - 1:34.654
3 -	1:38.739	8 - 1:34.963
4 -	1:38.015	9 - 1:31.692
5 -	1:35.585	

Car Nos 42 & 72 require working transponders please.
Weather / Track : Cloudy / Drying

HSCC Legends Racing Historic Formula Ford Race QUALIFYING - LAP ANALYSIS

(contd.)

48	Crispin SCHLAEFLI	GBR	Macon MR8
1 - 2:46.098	6 - 1:39.793		
2 - 1:42.087	7 - 1:37.516		
3 - 1:42.228	8 - 1:36.125		
4 - 1:40.192	9 - 1:34.608		
5 - 1:40.691			
58	Terry VAN DER ZEE		Nike Mk4
1 - 2:54.879	6 - 1:40.324		
2 - 1:42.394	7 - 1:39.771		
3 - 1:40.423	8 - 1:37.271		
4 - 1:39.319	9 - 1:36.706		
5 - 1:40.962			
59	Terence TUMBER		Lola T200
1 - 3:10.240	6 - 1:44.408		
2 - 1:52.293	7 - 1:42.815		
3 - 1:48.946	8 - 1:43.419		
4 - 1:47.649			
5 - 2:03.529			
72	John TIMONEY		Huron FP1
1 - 2:50.371	6 - 1:41.418		
2 - 1:43.586	7 - 1:37.732		
3 - 1:40.943	8 - 1:35.753		
4 - 1:39.831	9 - 1:35.423		
5 - 1:39.811			
74	Will TOMKINS		Merlyn Mk 20A
1 - 2:47.483	6 - 1:45.027		
2 - 2:17.873	7 - 1:34.530		
3 - 1:39.608	8 - 1:34.775		
4 - 1:39.021	9 - 1:29.787		
5 - 1:39.621			
77	Chris SHARPLES		Palliser WDF1
1 - 2:43.371	6 - 1:35.950		
2 - 1:39.863	7 - 1:34.725		
3 - 1:39.644	8 - 1:33.804		
4 - 1:39.381	9 - 1:33.492		
5 - 1:37.634	10 - 1:31.150		

Car Nos 42 & 72 require working transponders please.
Weather / Track : Cloudy / Drying

HSCC Legends Racing Historic Formula Ford Race QUALIFYING - LAP ANALYSIS

(contd.)

85	C.LILLINGSTONE-PRICE	GBR	Merlyn Mk11
1 - 2:38.284	6 - 1:36.689	2 - 1:36.963	7 - 1:34.190
3 - 1:36.301	8 - 1:33.571	4 - 1:54.387	9 - 1:32.617
5 - 1:44.565			
89	Paul DRAYSON		Merlyn Mk20
1 - 3:00.866	6 - 1:36.585	2 - 1:40.380	7 - 1:35.204
3 - 1:38.470	8 - 1:36.238	4 - 1:37.591	9 - 1:34.562
5 - 1:39.713			
91	Alastair GARRATT		Lola T200
1 - 3:01.457	6 - 1:35.508	2 - 1:38.033	7 - 1:34.635
3 - 1:51.593	8 - 1:34.150	4 - 1:39.594	9 - 1:31.483
5 - 1:38.657			
99	Gregory THORNTON		Titan Mk4
1 - 3:02.608	6 - 1:35.694	2 - 1:39.487	7 - 1:57.263
3 - 1:38.545	8 - 1:32.457	4 - 1:44.482	9 - 1:32.671
5 - 1:35.972			

HSCC Legends Racing Historic Formula Ford Race

GRID - RACE 8

ROW 11	21	BOWMAN	59	TUMBER
ROW 10	58	VAN DER ZEE	34	NORRIS
ROW 9	48	SCHLAEFLI	72	TIMONEY
ROW 8	44	BLADON	89	DRAYSON
ROW 7	85	C.LILLINGSTONE-PRICE	27	DIXON
ROW 6	99	THORNTON	30	GLOVER
ROW 5	47	DEMPSTER	14	MINSHAW
ROW 4	77	SHARPLES	91	GARRATT
ROW 3	8	GOLDSMITH	74	TOMKINS
ROW 2	42	BANCROFT	12	MINSHAW
ROW 1	1	FOWLER	11	MITCHELL
POLE				

Car Nos 42 & 72 require working transponders please.

Weather / Track : Cloudy / Drying

These results are provisional until the conclusion of any judicial and technical matters.

Snetterton

Circuit Length = 1.9520 miles.

Start: 08:59 End: 09:14

Clerk Of Course:

Stewards:

Timekeeper:

HSCC Legends Racing Historic Formula Ford Race

RACE CLASSIFICATION - RACE 8

POS	NO	CL	NAME	NAT	CAR	TIME	LAPS	GAP	MPH	BEST
1	1		Neil FOWLER		Lola T200	15:45.927	12		89.14	1:17.924
2	12		Jason MINSHAW		Merlyn Mk 20	15:46.383	12	0.456	89.10	1:17.073
3	42		Nigel BANCROFT		Crossle 20F	16:16.626	12	30.699	86.34	1:19.997
4	14		Guy MINSHAW		Merlyn Mk 20	16:19.267	12	33.340	86.11	1:20.215
5	85		C.LILLINGSTONE-PRICE	GBR	Merlyn Mk11	16:25.430	12	39.503	85.57	1:20.186
6	77		Chris SHARPLES		Palliser WDF1	16:33.130	12	47.203	84.91	1:21.064
7	91	N	Alastair GARRATT		Lola T200	16:44.943	12	59.016	83.91	1:20.348
8	27		Dick DIXON		Lotus 61	16:48.707	12	1:02.780	83.59	1:21.270
9	74		Will TOMKINS		Merlyn Mk 20A	16:48.850	12	1:02.923	83.58	1:21.189
10	8		John GOLDSMITH		Macon MR8B	16:53.122	12	1:07.195	83.23	1:20.588
11	89		Paul DRAYSON		Merlyn Mk20	16:55.998	12	1:10.071	82.99	1:21.020
12	48		Crispin SCHLAEFLI	GBR	Macon MR8	17:01.332	12	1:15.405	82.56	1:23.304
13	59		Terence TUMBER		Lola T200	17:02.572	12	1:16.645	82.46	1:22.764
14	30		Neil GLOVER		Macon Mk8	17:02.696	12	1:16.769	82.45	1:21.590
15	72		John TIMONEY		Huron FP1	17:05.342	12	1:19.415	82.24	1:23.388
16	58		Terry VAN DER ZEE		Nike Mk4	15:54.854	11		80.95	1:24.489
17	34		Philip NORRIS		Russel-Alexis Mk14B	15:55.050	11	0.196	80.93	1:24.067
18	47		Tony DEMPSTER		Lola T200	15:59.577	11	4.723	80.55	1:21.050

NOT CLASSIFIED

44			John BLADON		Merlyn Mk11A	15:15.650	11	D.N.F.	84.42	1:20.970
21			Neil BOWMAN		Macon MR7B	15:07.500	8	D.N.F.	61.94	1:24.190
11			Westie MITCHELL		Merlyn Mk 20	9:51.330	7	D.N.F.	83.18	1:21.101
99	N		Gregory THORNTON		Titan Mk4	9:52.391	7	D.N.F.	83.03	1:21.801

FASTEST LAP

12			Jason MINSHAW		Merlyn Mk 20	1:17.073	12	91.17mph	146.73kph
91	N		Alastair GARRATT		Lola T200	1:20.348	3	87.46mph	140.75kph

Car No 72 - STILL no transponder.

Weather / Track :Sunny / Dry

These results are provisional until the conclusion of any judicial and technical matters.

Snetterton

Circuit Length = 1.9520 miles.

Start: 11:47 End: 12:02

Clerk Of Course:	Stewards:	Timekeeper:
------------------	-----------	-------------

HSCC Legends Racing Historic Formula Ford Race

RACE CLASSIFICATION - RACE 8 - LAP CHART

Lap 1			Lap 2			Lap 3			Lap 4			Lap 5		
No	Behind	Laptime	No	Behind	Laptime	No	Behind	Laptime	No	Behind	Laptime	No	Behind	Laptime
1		1:23.380	1		1:19.053	1		1:18.616	1		1:18.607	1		1:18.338
12	2.196	1:25.576	12	3.036	1:19.893	12	3.236	1:18.816	12	2.687	1:18.058	12	2.125	1:17.776
11	4.266	1:27.646	11	7.282	1:22.069	42	9.455	1:19.997	42	12.046	1:21.198	42	14.435	1:20.727
42	4.316	1:27.696	42	8.074	1:22.811	11	10.213	1:21.547	11	13.745	1:22.139	11	16.508	1:21.101
77	6.441	1:29.821	77	9.410	1:22.022	14	12.369	1:21.109	14	14.431	1:20.669	14	17.028	1:20.935
14	7.220	1:30.600	14	9.876	1:21.709	74	13.686	1:21.405	77	16.538	1:21.064	77	19.375	1:21.175
74	7.363	1:30.743	74	10.897	1:22.587	77	14.081	1:23.287	85	17.551	1:21.864	85	20.180	1:20.967
85	9.259	1:32.639	85	11.964	1:21.758	85	14.294	1:20.946	91	19.035	1:22.437	91	24.659	1:23.962
27	10.085	1:33.465	91	13.473	1:22.322	91	15.205	1:20.348	44	20.270	1:22.415	44	24.786	1:22.854
91	10.204	1:33.584	44	14.108	1:22.779	44	16.462	1:20.970	27	20.995	1:22.362	27	25.071	1:22.414
44	10.382	1:33.762	27	14.586	1:23.554	27	17.240	1:21.270	74	22.410	1:27.331	74	25.261	1:21.189
30	11.280	1:34.660	30	14.887	1:22.660	99	20.970	1:24.371	99	25.120	1:22.757	8	29.012	1:21.041
99	12.021	1:35.401	99	15.215	1:22.247	8	23.904	1:21.647	8	26.309	1:21.012	99	29.497	1:22.715
89	12.556	1:35.936	89	15.721	1:22.218	47	25.003	1:23.063	47	27.446	1:21.050	47	30.227	1:21.119
48	13.958	1:37.338	48	19.243	1:24.338	48	25.319	1:24.692	48	30.257	1:23.545	48	35.223	1:23.304
72	14.984	1:38.364	72	20.362	1:24.431	72	27.021	1:25.275	72	31.974	1:23.560	72	37.328	1:23.692
59	15.311	1:38.691	47	20.556	1:23.612	59	27.411	1:24.321	59	32.703	1:23.899	59	37.613	1:23.248
58	15.649	1:39.029	8	20.873	1:22.723	58	30.119	1:25.653	58	37.429	1:25.917	58	44.369	1:25.278
47	15.997	1:39.377	59	21.706	1:25.448	34	31.140	1:25.896	34	38.419	1:25.886	89	44.446	1:22.842
34	17.025	1:40.405	58	23.082	1:26.486	89	36.795	1:39.690	89	39.942	1:21.754	34	46.015	1:25.934
8	17.203	1:40.583	34	23.860	1:25.888	30	37.620	1:41.349	30	43.475	1:24.462	30	47.129	1:21.992
21	19.212	1:42.592	21	38.687	1:38.528P	21	1:11.445	1:51.374	21	1:17.028	1:24.190			

HSCC Legends Racing Historic Formula Ford Race

RACE CLASSIFICATION - RACE 8 - LAP CHART

(contd.)

Lap 6			Lap 7			Lap 8			Lap 9			Lap 10		
No	Behind	Laptime	No	Behind	Laptime	No	Behind	Laptime	No	Behind	Laptime	No	Behind	Laptime
1		1:18.195	1		1:18.087	1		1:18.773	1		1:18.663	1		1:17.924
12	2.416	1:18.486	12	2.436	1:18.107	12	1.794	1:18.131	12	1.770	1:18.639	12	1.206	1:17.360
21	1 LAP	1:28.470	21	1 LAP	1:24.595	42	21.782	1:20.458	47	1 LAP	1:23.465	47	1 LAP	1:21.967
42	17.155	1:20.915	42	20.097	1:21.029	14	24.705	1:20.735	42	23.284	1:20.165	42	25.838	1:20.478
14	19.932	1:21.099	14	22.743	1:20.898	85	27.115	1:20.186	14	26.257	1:20.215	14	28.787	1:20.454
77	23.277	1:22.097	85	25.702	1:20.440	77	29.981	1:21.659	85	28.930	1:20.478	85	33.134	1:22.128
85	23.349	1:21.364	77	27.095	1:21.905	91	35.461	1:20.970	77	32.885	1:21.567	77	37.070	1:22.109
44	28.989	1:22.398	44	32.880	1:21.978	44	36.260	1:22.153	44	41.101	1:23.504	44	44.386	1:21.209
91	29.573	1:23.109	91	33.264	1:21.778	27	36.753	1:22.118	91	41.778	1:24.980	8	45.463	1:21.455
74	29.665	1:22.599	27	33.408	1:21.691	8	37.051	1:21.606	8	41.932	1:23.544	91	47.934	1:24.080
27	29.804	1:22.928	74	33.772	1:22.194	74	37.313	1:22.314	74	41.979	1:23.329	27	52.708	1:23.433
8	31.405	1:20.588	8	34.218	1:20.900	48	51.487	1:23.326	27	47.199	1:29.109	74	55.190	1:31.135
11	33.234	1:34.921	11	37.054	1:21.907	89	55.332	1:21.474	48	56.541	1:23.717	89	1:02.362	1:22.597
47	33.646	1:21.614	99	38.115	1:21.801	72	55.362	1:24.538	89	57.689	1:21.020	48	1:03.350	1:24.733
99	34.401	1:23.099	48	46.934	1:24.178	59	56.434	1:24.411	72	1:00.850	1:24.151	59	1:07.012	1:23.705
48	40.843	1:23.815	72	49.597	1:23.451	30	1:00.282	1:21.835	59	1:01.231	1:23.460	72	1:07.676	1:24.750
59	43.942	1:24.524	59	50.796	1:24.941	58	1:06.195	1:25.599	30	1:04.306	1:22.687	30	1:07.972	1:21.590
72	44.233	1:25.100	89	52.631	1:21.101	34	1:06.401	1:24.783	34	1:13.216	1:25.478			
89	49.617	1:23.366	30	57.220	1:23.111				58	1:13.227	1:25.695			
58	52.008	1:25.834	58	59.369	1:25.448				21	2 LAPS	3:37.727P			
30	52.196	1:23.262	34	1:00.391	1:25.086									
34	53.392	1:25.572	47	1:15.815	2:00.256									

HSCC Legends Racing Historic Formula Ford Race

RACE CLASSIFICATION - RACE 8 - LAP CHART

(contd.)

Lap 11			Lap 12			Lap 13			Lap 14			Lap 15		
No	Behind	Laptime	No	Behind	Laptime	No	Behind	Laptime	No	Behind	Laptime	No	Behind	Laptime
1		1:18.299	1		1:17.992									
12	1.375	1:18.468	12	0.456	1:17.073									
58	1 LAP	1:25.426	58	1 LAP	1:24.489									
34	1 LAP	1:26.055	34	1 LAP	1:24.067									
47	1 LAP	1:21.589	47	1 LAP	1:22.465									
42	27.824	1:20.285	42	30.699	1:20.867									
14	30.732	1:20.244	14	33.340	1:20.600									
85	35.912	1:21.077	85	39.503	1:21.583									
21	3 LAPS	2:00.024P	77	47.203	1:24.312									
77	40.883	1:22.112	91	59.016	1:24.103									
44	47.715	1:21.628	27	1:02.780	1:24.797									
8	48.369	1:21.205	74	1:02.923	1:22.585									
91	52.905	1:23.270	8	1:07.195	1:36.818									
27	55.975	1:21.566	89	1:10.071	1:22.523									
74	58.330	1:21.439	48	1:15.405	1:24.641									
89	1:05.540	1:21.477	59	1:16.645	1:23.160									
48	1:08.756	1:23.705	30	1:16.769	1:21.870									
59	1:11.477	1:22.764	72	1:19.415	1:24.642									
72	1:12.765	1:23.388												
30	1:12.891	1:23.218												

HSCC Legends Racing Historic Formula Ford Race

GRID - RACE 13

ROW 11	11 MITCHELL	99 THORNTON
ROW 10	47 DEMPSTER	21 BOWMAN
ROW 9	58 VAN DER ZEE	34 NORRIS
ROW 8	72 TIMONEY	44 BLADON
ROW 7	59 TUMBER	30 GLOVER
ROW 6	89 DRAYSON	48 SCHLAEFLI
ROW 5	74 TOMKINS	8 GOLDSMITH
ROW 4	91 GARRATT	27 DIXON
ROW 3	85 C.LILLINGSTONE-PRICE	77 SHARPLES
ROW 2	42 BANCROFT	14 MINSHAW
ROW 1	1 FOWLER	12 MINSHAW
	POLE	



Weather / Track :Sunny / Dry
 These results are provisional until the conclusion of any judicial and technical matters.

Snetterton
 Circuit Length = 1.9520 miles.
 Start: 11:47 End: 12:02

Clerk Of Course:	Stewards:	Timekeeper:
------------------	-----------	-------------

HSCC Legends Racing Historic Formula Ford Race

RACE CLASSIFICATION - RACE 13

POS	NO	CL	NAME	NAT	CAR	TIME	LAPS	GAP	MPH	BEST
1	1		Neil FOWLER		Lola T200	21:12.213	16		88.37	1:18.019
2	12		Jason MINSHAW		Merlyn Mk 20	21:18.347	16	6.134	87.95	1:18.263
3	8		John GOLDSMITH		Macon MR8B	21:46.077	16	33.864	86.08	1:20.198
4	91	N	Alastair GARRATT		Lola T200	21:46.601	16	34.388	86.05	1:20.321
5	85		C.LILLINGSTONE-PRICE	GBR	Merlyn Mk11	21:57.358	16	45.145	85.34	1:20.521
6	77		Chris SHARPLES		Palliser WDF1	21:57.618	16	45.405	85.33	1:19.922
7	14		Guy MINSHAW		Merlyn Mk 20	21:58.239	16	46.026	85.29	1:19.441
8	27		Dick DIXON		Lotus 61	22:06.429	16	54.216	84.76	1:21.637
9	89		Paul DRAYSON		Merlyn Mk20	22:20.513	16	1:08.300	83.87	1:21.538
10	74		Will TOMKINS		Merlyn Mk 20A	22:21.707	16	1:09.494	83.80	1:20.559
11	21		Neil BOWMAN		Macon MR7B	22:28.599	16	1:16.386	83.37	1:22.192
12	48		Crispin SCHLAEFLI	GBR	Macon MR8	22:32.503	16	1:20.290	83.13	1:21.890
13	47		Tony DEMPSTER		Lola T200	21:18.227	15	1 LAP	82.46	1:22.276
14	59		Terence TUMBER		Lola T200	21:20.673	15	1 LAP	82.30	1:23.271
15	72		John TIMONEY		Huron FP1	21:28.835	15	1 LAP	81.78	1:23.924
16	30		Neil GLOVER		Macon Mk8	21:56.205	15	1 LAP	80.08	1:22.728
17	58		Terry VAN DER ZEE		Nike Mk4	22:11.674	15	1 LAP	79.15	1:25.375

NOT CLASSIFIED

44			John BLADON		Merlyn Mk11A	12:29.644	9	D.N.F.	84.36	1:20.888
----	--	--	-------------	--	--------------	-----------	---	--------	-------	----------

FASTEST LAP

1			Neil FOWLER		Lola T200	1:18.019	10	90.07mph	144.95kph
91	N		Alastair GARRATT		Lola T200	1:20.321	10	87.48mph	140.79kph

Weather / Track : Bright / Dry
 These results are provisional until the conclusion of any judicial and technical matters.

Snetterton
 Circuit Length = 1.9520 miles.
 Start: 14:59 End: 15:20

Clerk Of Course:	Stewards:	Timekeeper:
------------------	-----------	-------------

HSCC Legends Racing Historic Formula Ford Race

RACE CLASSIFICATION - RACE 13 - LAP CHART

Lap 1			Lap 2			Lap 3			Lap 4			Lap 5		
No	Behind	Laptime	No	Behind	Laptime	No	Behind	Laptime	No	Behind	Laptime	No	Behind	Laptime
1		1:24.372	1		1:19.157	12		1:19.320	1		1:19.150	1		1:18.462
12	0.831	1:25.203	12	0.430	1:18.756	1	0.083	1:19.833	12	0.379	1:19.612	12	1.032	1:19.115
85	4.002	1:28.374	91	9.373	1:23.681	91	11.491	1:21.868	91	13.602	1:21.344	91	16.279	1:21.139
77	4.749	1:29.121	77	9.655	1:24.063	8	12.851	1:22.863	8	14.636	1:21.018	8	17.044	1:20.870
91	4.849	1:29.221	8	9.738	1:22.960	77	13.655	1:23.750	27	17.289	1:22.778	27	21.491	1:22.664
27	5.854	1:30.226	27	10.124	1:23.427	27	13.744	1:23.370	74	17.373	1:22.188	74	21.983	1:23.072
8	5.935	1:30.307	74	10.447	1:23.129	44	14.162	1:23.160	44	17.703	1:22.774	44	22.544	1:23.303
74	6.475	1:30.847	44	10.752	1:22.193	74	14.418	1:23.721	77	17.998	1:23.576	77	22.692	1:23.156
44	7.716	1:32.088	89	11.250	1:21.976	89	14.770	1:23.270	89	19.205	1:23.668	89	23.202	1:22.459
89	8.431	1:32.803	48	14.634	1:24.227	48	18.313	1:23.429	85	21.962	1:21.646	85	25.148	1:21.648
48	9.564	1:33.936	85	16.690	1:31.845	85	19.549	1:22.609	48	22.453	1:23.373	21	27.661	1:22.353
21	12.840	1:37.212	21	16.737	1:23.054	21	20.526	1:23.539	21	23.770	1:22.477	48	27.991	1:24.000
72	13.285	1:37.657	30	19.786	1:25.648	30	23.330	1:23.294	30	26.825	1:22.728	30	31.135	1:22.772
30	13.295	1:37.667	58	21.151	1:26.228	72	26.283	1:23.924	14	29.893	1:20.660	14	32.098	1:20.667
59	14.079	1:38.451	72	22.109	1:27.981	58	26.776	1:25.375	72	32.169	1:25.119	72	38.320	1:24.613
58	14.080	1:38.452	59	22.447	1:27.525	59	27.390	1:24.693	59	34.083	1:25.926	59	40.233	1:24.612
14	22.589	1:46.961	14	26.884	1:23.452	14	28.466	1:21.332	47	39.489	1:24.069	47	45.299	1:24.272
47	25.583	1:49.955	47	30.581	1:24.155	47	34.653	1:23.822	58	47.834	1:40.291	58	56.018	1:26.646

HSCC Legends Racing Historic Formula Ford Race

RACE CLASSIFICATION - RACE 13 - LAP CHART

(contd.)

Lap 6			Lap 7			Lap 8			Lap 9			Lap 10		
No	Behind	Laptime	No	Behind	Laptime	No	Behind	Laptime	No	Behind	Laptime	No	Behind	Laptime
1		1:18.539	1		1:18.433	1		1:18.304	1		1:18.315	1		1:18.019
12	1.040	1:18.547	12	0.870	1:18.263	12	1.100	1:18.534	12	2.362	1:19.577	12	10.444	1:26.101
91	18.506	1:20.766	91	20.685	1:20.612	91	22.777	1:20.396	58	1 LAP	1:29.723	58	1 LAP	1:28.562
8	19.463	1:20.958	8	21.855	1:20.825	8	24.024	1:20.473	91	25.344	1:20.882	91	27.646	1:20.321
27	24.738	1:21.786	44	28.458	1:21.998	44	31.507	1:21.353	8	26.406	1:20.697	8	29.436	1:21.049
44	24.893	1:20.888	27	29.274	1:22.969	77	32.008	1:21.028	44	35.079	1:21.887	85	39.181	1:21.674
74	25.328	1:21.884	77	29.284	1:22.165	85	32.704	1:21.144	85	35.526	1:21.137	77	39.440	1:21.539
77	25.552	1:21.399	74	29.388	1:22.493	27	33.247	1:22.277	77	35.920	1:22.227	74	40.467	1:21.603
89	26.279	1:21.616	85	29.864	1:20.877	74	33.614	1:22.530	74	36.883	1:21.584	27	41.377	1:21.637
85	27.420	1:20.811	89	30.826	1:22.980	89	34.060	1:21.538	27	37.759	1:22.827	89	41.642	1:21.808
21	32.185	1:23.063	21	35.944	1:22.192	14	40.168	1:20.715	89	37.853	1:22.108	14	45.258	1:20.563
48	34.658	1:25.206	14	37.757	1:21.260	21	41.224	1:23.584	14	42.714	1:20.861	21	49.474	1:22.272
14	34.930	1:21.371	48	40.939	1:24.714	30	46.112	1:22.780	21	45.221	1:22.312	48	59.377	1:25.353
30	35.987	1:23.391	30	41.636	1:24.082	48	46.551	1:23.916	30	51.804	1:24.007	30	59.904	1:26.119
72	44.426	1:24.645	59	50.298	1:23.271	59	55.265	1:23.271	48	52.043	1:23.807	59	1:07.131	1:24.106
59	45.460	1:23.766	72	51.398	1:25.405	72	57.814	1:24.720	59	1:01.044	1:24.094	47	1:11.590	1:23.483
47	50.844	1:24.084	47	56.045	1:23.634	47	1:01.193	1:23.452	72	1:04.615	1:25.116	72	1:12.157	1:25.561
58	1:04.491	1:27.012	58	1:13.648	1:27.590				47	1:06.126	1:23.248			

HSCC Legends Racing Historic Formula Ford Race

RACE CLASSIFICATION - RACE 13 - LAP CHART

(contd.)

Lap 11			Lap 12			Lap 13			Lap 14			Lap 15		
No	Behind	Laptime	No	Behind	Laptime	No	Behind	Laptime	No	Behind	Laptime	No	Behind	Laptime
1		1:19.098	1		1:19.680	1		1:20.059	1		1:20.397	1		1:18.952
12	11.403	1:20.057	12	11.333	1:19.610	72	1 LAP	1:25.226	47	1 LAP	1:22.949	47	1 LAP	1:22.276
58	1 LAP	1:27.696	91	31.333	1:21.881	12	10.600	1:19.326	59	1 LAP	1:25.462	59	1 LAP	1:23.377
91	29.132	1:20.584	58	1 LAP	1:26.323	91	31.774	1:20.500	72	1 LAP	1:24.683	12	8.652	1:18.884
8	31.780	1:21.442	8	32.782	1:20.682	8	33.145	1:20.422	12	8.720	1:18.517	72	1 LAP	1:24.086
85	40.874	1:20.791	85	42.094	1:20.900	58	1 LAP	1:25.885	91	31.838	1:20.461	91	33.653	1:20.767
77	41.449	1:21.107	77	42.248	1:20.479	85	42.834	1:20.799	8	33.000	1:20.252	8	34.246	1:20.198
74	42.184	1:20.815	74	43.063	1:20.559	77	43.286	1:21.097	85	43.175	1:20.738	85	44.744	1:20.521
27	44.391	1:22.112	27	46.778	1:22.067	74	44.353	1:21.349	77	43.875	1:20.986	77	44.845	1:19.922
89	44.829	1:22.285	89	46.806	1:21.657	14	47.816	1:20.115	58	1 LAP	1:27.065	74	47.227	1:21.057
14	47.835	1:21.675	14	47.760	1:19.605	27	49.252	1:22.533	74	45.122	1:21.166	14	47.482	1:19.574
21	53.805	1:23.429	21	56.600	1:22.475	89	49.370	1:22.623	14	46.860	1:19.441	27	53.358	1:21.810
48	1:04.745	1:24.466	30	1:08.153	1:22.987	21	1:00.671	1:24.130	27	50.500	1:21.645	89	53.572	1:21.953
30	1:04.846	1:24.040	48	1:09.083	1:24.018	30	1:11.010	1:22.916	89	50.571	1:21.598	58	1 LAP	1:28.765
59	1:12.213	1:24.180	59	1:16.512	1:23.979	48	1:12.410	1:23.386	21	1:06.556	1:26.282	21	1:12.769	1:25.165
47	1:15.573	1:23.081	47	1:18.172	1:22.279				30	1:13.382	1:22.769	48	1:18.148	1:23.197
72	1:18.877	1:25.818							48	1:13.903	1:21.890			

HSCC Legends Racing Historic Formula Ford Race

RACE CLASSIFICATION - RACE 13 - LAP CHART

(contd.)

Lap 16			Lap 17			Lap 18			Lap 19			Lap 20		
No	Behind	Laptime	No	Behind	Laptime	No	Behind	Laptime	No	Behind	Laptime	No	Behind	Laptime
1		1:21.443												
47	1 LAP	1:23.468												
12	6.134	1:18.925												
59	1 LAP	1:23.960												
72	1 LAP	1:24.281												
8	33.864	1:21.061												
91	34.388	1:22.178												
30	1 LAP	2:11.005P												
85	45.145	1:21.844												
77	45.405	1:22.003												
14	46.026	1:19.987												
27	54.216	1:22.301												
58	1 LAP	1:26.061												
89	1:08.300	1:36.171												
74	1:09.494	1:43.710												
21	1:16.386	1:25.060												
48	1:20.290	1:23.585												

HSCC Historic Roadsports Race 1

QUALIFYING - RACE 9

POS	NO	CL	NAME	NAT	ENTRY	TIME	LAPS	GAP	MPH
1	18	A	Laurence BAILEY		TVR Griffith	1:23.409	13		84.25
2	21	Inv	Graeme DODD		Jaguar XK120	1:25.465	12	2.056	82.22
3	90	C	Adam ORMANDY		Lotus Elan	1:25.666	14	2.257	82.03
4	38	Inv	Richard HAYHOW	GBR	Lotus Elan	1:26.036	12	2.627	81.67
5	15	B	Mike EAGLES		Milano GT Mk1	1:28.179	5	4.770	79.69
6	12	A	Allan JONES		Jaguar E type S1	1:29.762	13	6.353	78.28
7	10	D	Robert BARRIE		Porsche 911S	1:30.496	6	7.087	77.65
8	64	E	James BILDERBECK		Turner Climax MkII	1:30.938	13	7.529	77.27
9	1	E	Dick COFFEY	GBR	Turner Mk1	1:30.949	13	7.540	77.26
10	82	C	Sid MARLER	GBR	Lotus Elan S3	1:31.079	13	7.670	77.15
11	72	E	Jim GATHERCOLE	GBR	MG Midget	1:32.290	5	8.881	76.14
12	50	D	Michael MASTERS		Porsche 911	1:33.391	5	9.982	75.24
13	47	Inv	Patrick FENN		MGB	1:33.614	12	10.205	75.06
14	73	B	Tony HILL		AC Ace Ford	1:34.615	12	11.206	74.27
15	31	B	James OWEN		Triumph TR5	1:34.924	12	11.515	74.03
16	11	A	Jason KENNEDY	GBR	TVR Griffith 200	1:36.961	8	13.552	72.47
17	14	70s	Jai SHARMA		Lancia Fulvia	1:37.481	10	14.072	72.08
18	63	70s	Jeremy ANSTEAD		Fiat X19	1:39.874	10	16.465	70.36
19	51	E	Mark WILSON		Ginetta G15	1:40.061	4	16.652	70.22
20	19	A	Adam SIMMONDS		Ford Mustang	1:41.098	12	17.689	69.50
21	70	70s	Nigel ASHLEY		Alfa Romeo GT Junior	1:41.948	11	18.539	68.92
22	33	70s	Nick HAYWARD-COOK		Lancia Fulvia HF	1:48.468	4	25.059	64.78
23	58	70s	Timothy BEAVIS		Lancia Fulvia HF	2:05.997	9	42.588	55.77

Car No 15 requires a working transponders please.

Weather / Track : Bright / Drying

These times are provisional until the conclusion of any judicial and technical matters.

Snetterton

Circuit Length = 1.9520 miles.

Start: 09:24 End: 10:17

Clerk Of Course:	Stewards:	Timekeeper:

HSCC Historic Roadsports Race 1

QUALIFYING - LAP ANALYSIS

1	Dick COFFEY	GBR	Turner Mk1
1 - 2:11.601	6 - X:00.000P	11 - 1:32.370	
2 - 1:36.896	7 - 1:44.717	12 - 1:32.861	
3 - 1:36.671	8 - 1:31.104	13 - 1:30.949	
4 - 1:39.542	9 - 1:31.685		
5 - 1:33.990	10 - 1:31.399		
10	Robert BARRIE		Porsche 911S
1 - 2:17.302	6 - 1:30.496		
2 - 1:35.404			
3 - 1:34.187			
4 - 1:30.890			
5 - 1:31.088			
11	Jason KENNEDY	GBR	TVR Griffith 200
1 - 2:24.689	6 - 1:37.423		
2 - 1:36.961	7 - 1:36.371		
3 - 1:37.806	8 - 1:36.369		
4 - X:00.000P			
5 - 1:51.477			
12	Allan JONES		Jaguar E type S1
1 - 2:15.135	6 - 1:31.020	11 - 1:29.762	
2 - 1:36.753	7 - X:00.000P	12 - 1:30.435	
3 - 1:36.720	8 - 1:40.995	13 - 2:13.435P	
4 - 1:30.519	9 - 1:30.041		
5 - 1:30.667	10 - 1:31.311		
14	Jai SHARMA		Lancia Fulvia
1 - 2:37.805	6 - 2:18.656		
2 - 1:38.435	7 - 1:57.254		
3 - 1:38.164	8 - 1:52.015		
4 - 1:37.481	9 - 1:50.441		
5 - X:00.000P	10 - 1:48.177		
15	Mike EAGLES		Milano GT Mk1
1 - 2:09.273			
2 - 1:31.917			
3 - 1:43.476			
4 - 1:28.179			
5 - 1:39.649			

Car No 15 requires a working transponders please.
Weather / Track : Bright / Drying

HSCC Historic Roadsports Race 1

QUALIFYING - LAP ANALYSIS

(contd.)

18	Laurence BAILEY		TVR Griffith
1 - 2:28.997	6 - X:00.000P	11 - 1:25.305	
2 - 1:39.882	7 - 1:37.984	12 - 1:24.568	
3 - 1:30.320	8 - 1:26.973	13 - 1:23.901	
4 - 1:27.482	9 - 1:23.590		
5 - 1:28.443	10 - 1:23.409		
19	Adam SIMMONDS		Ford Mustang
1 - 2:24.787	6 - X:00.000P	11 - 1:42.103	
2 - 1:46.320	7 - 1:58.342	12 - 1:41.098	
3 - 1:44.625	8 - 1:43.332		
4 - 1:41.613	9 - 1:41.590		
5 - 1:43.565	10 - 1:41.376		
21	Graeme DODD		Jaguar XK120
1 - 1:54.259	6 - 1:30.006	11 - 1:26.096	
2 - 1:29.383	7 - X:00.000P	12 - 1:25.817	
3 - 1:28.315	8 - 1:36.040		
4 - 1:27.587	9 - 1:25.465		
5 - 1:27.032	10 - 1:25.970		
31	James OWEN		Triumph TR5
1 - 2:41.162	6 - X:00.000P	11 - 1:35.835	
2 - 1:42.452	7 - 1:52.688	12 - 1:34.924	
3 - 1:41.316	8 - 1:38.234		
4 - 1:38.400	9 - 1:36.844		
5 - 1:38.246	10 - 1:35.705		
33	Nick HAYWARD-COOK		Lancia Fulvia HF
1 - 2:59.734			
2 - 1:53.882			
3 - 1:49.083			
4 - 1:48.468			
38	Richand HAYHOW	GBR	Lotus Elan
1 - 2:09.957	6 - 1:40.809	11 - 1:27.964	
2 - 1:31.908	7 - 1:26.885	12 - 1:26.350	
3 - 1:27.727	8 - 1:26.014		
4 - 1:26.036	9 - 1:26.605		
5 - X:00.000P	10 - 1:28.882		

Car No 15 requires a working transponders please.
Weather / Track : Bright / Drying

HSCC Historic Roadsports Race 1

QUALIFYING - LAP ANALYSIS

(contd.)

47	Patrick FENN	MGB
1 - 2:21.218	6 - X:00.000P	11 - 1:38.880
2 - 1:39.722	7 - 1:46.119	12 - 1:33.614
3 - 1:41.575	8 - 1:38.061	
4 - 1:35.221	9 - 1:37.683	
5 - 1:35.630	10 - 1:36.820	
50	Michael MASTERS	Porsche 911
1 - 2:09.997		
2 - 1:42.077		
3 - 1:40.941		
4 - 1:34.886		
5 - 1:33.391		
51	Mark WILSON	Ginetta G15
1 - 2:00.858		
2 - 1:41.625		
3 - 1:41.939		
4 - 1:40.061		
58	Timothy BEAVIS	Lancia Fulvia HF
1 - 6:03.350	6 - 1:47.159	
2 - 2:05.997	7 - 1:54.411	
3 - X:00.000P	8 - 1:45.948	
4 - 2:01.232	9 - 1:46.365	
5 - 1:50.621		
63	Jeremy ANSTEAD	Fiat X19
1 - 2:37.964	6 - 2:06.634	
2 - 1:40.469	7 - 2:48.854P	
3 - 1:45.733	8 - 2:05.223	
4 - 1:39.874	9 - 2:06.628	
5 - X:00.000P	10 - 2:25.008P	
64	James BILDERBECK	Turner Climax MkII
1 - 1:57.950	6 - X:00.000P	11 - 1:32.635
2 - 1:42.427	7 - 1:42.457	12 - 1:32.424
3 - 1:44.349	8 - 1:35.404	13 - 1:30.938
4 - 1:33.429	9 - 1:31.629	
5 - 1:34.481	10 - 1:31.346	

Car No 15 requires a working transponders please.
Weather / Track : Bright / Drying

HSCC Historic Roadsports Race 1

QUALIFYING - LAP ANALYSIS


(contd.)

70	Nigel ASHLEY		Alfa Romeo GT Junior
1 -	2:56.147	6 -	2:05.240
2 -	1:45.947	7 -	1:44.695
3 -	1:44.093	8 -	1:43.465
4 -	1:44.353	9 -	1:42.855
5 -	X:00.000P	10 -	1:42.682
		11 -	1:41.948
72	Jim GATHERCOLE	GBR	MG Midget
1 -	2:20.193		
2 -	1:41.582		
3 -	1:38.646		
4 -	1:32.290		
5 -	1:33.786		
73	Tony HILL		AC Ace Ford
1 -	2:06.437	6 -	X:00.000P
2 -	1:41.816	7 -	2:02.949
3 -	1:46.218	8 -	1:38.228
4 -	1:36.503	9 -	1:35.899
5 -	1:38.263	10 -	1:39.885
		11 -	1:42.095
		12 -	1:34.615
82	Sid MARLER	GBR	Lotus Elan S3
1 -	1:49.477	6 -	X:00.000P
2 -	1:28.696	7 -	1:44.807
3 -	1:27.787	8 -	1:33.415
4 -	1:25.812	9 -	1:33.748
5 -	1:28.670	10 -	1:31.079
		11 -	1:32.895
		12 -	1:34.168
		13 -	1:32.399
90	Adam ORMANDY		Lotus Elan
1 -	2:00.193	6 -	1:29.363
2 -	1:35.828	7 -	X:00.000P
3 -	1:31.262	8 -	1:35.184
4 -	1:28.960	9 -	1:28.609
5 -	1:28.066	10 -	1:26.886
		11 -	1:26.909
		12 -	1:27.858
		13 -	1:28.771
		14 -	1:25.666

Car No 15 requires a working transponders please.
Weather / Track : Bright / Drying

HSCC Historic Roadsports Race 1

GRID - RACE 9

ROW 10	70	ASHLEY	58	BEAVIS
ROW 9	63	ANSTEAD	19	SIMMONDS
ROW 8	11	KENNEDY	14	SHARMA
ROW 7	73	HILL	31	OWEN
ROW 6	72	GATHERCOLE	47	FENN
ROW 5	1	COFFEY	82	MARLER
ROW 4	10	BARRIE	64	BILDERBECK
ROW 3	15	EAGLES	12	JONES
ROW 2	90	ORMANDY	38	HAYHOW
ROW 1	18	BAILEY	21	DODD
POLE				
				

Car No 15 requires a working transponders please.

Weather / Track : Bright / Drying

These times are provisional until the conclusion of any judicial and technical matters.

Snetterton

Circuit Length = 1.9520 miles.

Start: 09:24 End: 10:17

Clerk Of Course:

Stewards:

Timekeeper:

HSCC Historic Roadsports Race 1

RACE CLASSIFICATION - RACE 9

POS	NO	CL	NAME	NAT	ENTRY	TIME	LAPS	GAP	MPH	BEST
1	18	A	Laurence BAILEY		TVR Griffith	15:41.448	11		82.10	1:23.936
2	21	Inv	Graeme DODD		Jaguar XK120	15:44.098	11	2.650	81.87	1:24.634
3	90	C	Adam ORMANDY		Lotus Elan	15:44.596	11	3.148	81.83	1:24.502
4	38	Inv	Richard HAYHOW	GBR	Lotus Elan	16:01.502	11	20.054	80.39	1:25.798
5	15	B	Mike EAGLES		Milano GT Mk1	16:23.114	11	41.666	78.62	1:27.981
6	10	D	Robert BARRIE		Porsche 911S	16:23.770	11	42.322	78.57	1:27.696
7	12	A	Allan JONES		Jaguar E type S1	16:36.571	11	55.123	77.56	1:27.730
8	82	C	Sid MARLER	GBR	Lotus Elan S3	16:40.235	11	58.787	77.28	1:29.422
9	64	E	James BILDERBECK		Turner Climax MkII	16:41.802	11	1:00.354	77.16	1:28.338
10	1	E	Dick COFFEY	GBR	Turner Mk1	16:42.365	11	1:00.917	77.11	1:29.247
11	47	Inv	Patrick FENN		MGB	16:59.440	11	1:17.992	75.82	1:30.550
12	31	B	James OWEN		Triumph TR5	15:55.839	10	1 LAP	73.51	1:33.361
13	14	70s	Jai SHARMA		Lancia Fulvia	16:16.027	10	1 LAP	71.99	1:35.323
14	63	70s	Jeremy ANSTEAD		Fiat X19	16:37.842	10	1 LAP	70.42	1:36.246
15	19	A	Adam SIMMONDS		Ford Mustang	16:47.142	10	1 LAP	69.77	1:36.894
16	70	70s	Nigel ASHLEY		Alfa Romeo GT Junior	16:51.514	10	1 LAP	69.47	1:38.186
17	32	E	Patrick WARD-BOOTH		Ginetta G4	17:01.589	10	1 LAP	68.78	1:39.342
18	58	70s	Timothy BEAVIS		Lancia Fulvia HF	17:21.270	9	2 LAPS	60.73	1:50.177

NOT CLASSIFIED

11	A	Jason KENNEDY	GBR	TVR Griffith 200	3:15.653	2	D.N.F.	71.83	1:29.255
73	B	Tony HILL		AC Ace Ford	1:43.834	1	D.N.F.	67.67	1:43.834
72	E	Jim GATHERCOLE	GBR	MG Midget		0	D.N.F.	N/A	

FASTEST LAP

18	A	Laurence BAILEY		TVR Griffith	1:23.936	2	83.72mph	134.73kph
90	C	Adam ORMANDY		Lotus Elan	1:24.502	5	83.16mph	133.83kph
21	Inv	Graeme DODD		Jaguar XK120	1:24.634	11	83.03mph	133.62kph
10	D	Robert BARRIE		Porsche 911S	1:27.696	3	80.13mph	128.95kph
15	B	Mike EAGLES		Milano GT Mk1	1:27.981	2	79.87mph	128.54kph
64	E	James BILDERBECK		Turner Climax MkII	1:28.338	9	79.54mph	128.02kph
14	70s	Jai SHARMA		Lancia Fulvia	1:35.323	7	73.72mph	118.64kph

Weather / Track : Sunny / Dry

These results are provisional until the conclusion of any judicial and technical matters.

Snetterton
Circuit Length = 1.9520 miles.
Start: 12:17 End: 12:33

Clerk Of Course:	Stewards:	Timekeeper:
------------------	-----------	-------------

HSCC Historic Roadsports Race 1

RACE CLASSIFICATION - RACE 9 - LAP CHART

Lap 1			Lap 2			Lap 3			Lap 4			Lap 5		
No	Behind	Laptime	No	Behind	Laptime	No	Behind	Laptime	No	Behind	Laptime	No	Behind	Laptime
18		1:31.918	18		1:23.936	18		1:24.894	18		1:24.509	18		1:24.088
21	1.070	1:32.988	21	1.827	1:24.693	21	1.705	1:24.772	21	2.229	1:25.033	21	3.638	1:25.497
90	1.776	1:33.694	90	3.087	1:25.247	90	3.280	1:25.087	90	4.484	1:25.713	90	4.898	1:24.502
15	4.357	1:36.275	15	8.402	1:27.981	38	9.535	1:25.941	38	11.071	1:26.045	38	12.781	1:25.798
12	5.179	1:37.097	38	8.488	1:26.709	15	12.394	1:28.886	58	1 LAP	1:56.740	15	21.332	1:29.321
38	5.715	1:37.633	12	9.564	1:28.321	12	12.896	1:28.226	15	16.099	1:28.214	12	21.814	1:29.267
82	6.629	1:38.547	10	11.015	1:28.113	10	13.817	1:27.696	12	16.635	1:28.248	10	22.246	1:28.964
10	6.838	1:38.756	82	12.884	1:30.191	82	17.412	1:29.422	10	17.370	1:28.062	82	28.898	1:29.516
64	8.064	1:39.982	64	15.580	1:31.452	64	22.073	1:31.387	82	23.470	1:30.567	64	34.497	1:30.364
47	9.522	1:41.440	47	16.605	1:31.019	47	23.663	1:31.952	64	28.221	1:30.657	1	34.800	1:29.247
1	10.681	1:42.599	1	17.345	1:30.600	1	24.750	1:32.299	1	29.641	1:29.400	47	37.778	1:31.599
73	11.916	1:43.834	11	19.799	1:29.255	31	33.439	1:34.768	47	30.267	1:31.113	58	1 LAP	1:58.078
31	13.068	1:44.986	31	23.565	1:34.433	14	37.524	1:36.343	31	43.574	1:34.644	31	54.606	1:35.120
14	13.796	1:45.714	14	26.075	1:36.215	63	38.708	1:36.293	14	48.350	1:35.335	14	1:00.230	1:35.968
11	14.480	1:46.398	63	27.309	1:36.246	19	49.828	1:38.445	63	51.270	1:37.071	63	1:04.453	1:37.271
63	14.999	1:46.917	19	36.277	1:38.619	70	54.340	1:40.114	19	1:02.213	1:36.894	19	1:15.919	1:37.794
70	21.454	1:53.372	70	39.120	1:41.602	32	54.528	1:39.982	70	1:10.517	1:40.686			
19	21.594	1:53.512	32	39.440	1:40.791				32	1:10.798	1:40.779			
32	22.585	1:54.503	58	1:06.907	1:54.548									
58	36.295	2:08.213												

HSCC Historic Roadsports Race 1

RACE CLASSIFICATION - RACE 9 - LAP CHART

(contd.)


Lap 6			Lap 7			Lap 8			Lap 9			Lap 10		
No	Behind	Laptime	No	Behind	Laptime	No	Behind	Laptime	No	Behind	Laptime	No	Behind	Laptime
18		1:25.384	18		1:25.169	18		1:25.954	18		1:25.539	18		1:24.869
70	1 LAP	1:39.487	21	4.630	1:25.238	21	3.946	1:25.270	21	3.354	1:24.947	21	3.204	1:24.719
32	1 LAP	1:42.294	90	4.989	1:25.066	90	4.330	1:25.295	90	3.901	1:25.110	90	3.609	1:24.577
21	4.561	1:26.307	19	1 LAP	1:40.291	63	1 LAP	1:39.332	14	1 LAP	1:39.155	31	1 LAP	1:35.061
90	5.092	1:25.578	70	1 LAP	1:39.233	38	14.926	1:26.216	38	15.942	1:26.555	38	17.552	1:26.479
38	13.860	1:26.463	38	14.664	1:25.973	58	2 LAPS	1:52.496	63	1 LAP	1:41.063	14	1 LAP	1:36.929
15	24.572	1:28.624	32	1 LAP	1:42.294	19	1 LAP	1:39.610	19	1 LAP	1:40.318	15	38.304	1:28.782
12	24.885	1:28.455	15	27.696	1:28.293	70	1 LAP	1:38.664	15	34.391	1:28.216	63	1 LAP	1:40.623
10	25.541	1:28.679	12	28.183	1:28.467	15	31.714	1:29.972	10	35.339	1:28.515	10	39.136	1:28.666
82	34.011	1:30.497	10	28.606	1:28.234	10	32.363	1:29.711	70	1 LAP	1:40.089	19	1 LAP	1:39.658
1	40.018	1:30.602	82	38.753	1:29.911	32	1 LAP	1:40.801	58	2 LAPS	1:56.084	12	50.923	1:29.205
64	40.078	1:30.965	1	44.475	1:29.626	82	44.283	1:31.484	12	46.587	1:27.730	82	54.402	1:29.931
47	45.810	1:33.416	64	44.774	1:29.865	12	44.396	1:42.167	82	49.340	1:30.596	64	56.064	1:29.804
31	1:04.018	1:34.796	47	52.474	1:31.833	1	47.948	1:29.427	32	1 LAP	1:39.342	1	56.774	1:29.429
14	1:10.940	1:36.094	31	1:13.147	1:34.298	64	48.330	1:29.510	64	51.129	1:28.338	70	1 LAP	1:40.081
58	1 LAP	1:51.628	14	1:21.094	1:35.323	47	57.975	1:31.455	1	52.214	1:29.805	32	1 LAP	1:41.243
63	1:19.179	1:40.110				31	1:21.565	1:34.372	47	1:02.986	1:30.550	47	1:11.236	1:33.119
												58	2 LAPS	1:53.306

HSCC Historic Roadsports Race 1
RACE CLASSIFICATION - RACE 9 - LAP CHART
 (contd.)

Lap 11			Lap 12			Lap 13			Lap 14			Lap 15		
No	Behind	Laptime	No	Behind	Laptime	No	Behind	Laptime	No	Behind	Laptime	No	Behind	Laptime
18		1:25.188												
21	2.650	1:24.634												
90	3.148	1:24.727												
31	1 LAP	1:33.361												
38	20.054	1:27.690												
14	1 LAP	1:38.951												
15	41.666	1:28.550												
10	42.322	1:28.374												
12	55.123	1:29.388												
63	1 LAP	1:42.916												
82	58.787	1:29.573												
64	1:00.354	1:29.478												
1	1:00.917	1:29.331												
19	1 LAP	1:42.001												
70	1 LAP	1:38.186												
47	1:17.992	1:31.944												
32	1 LAP	1:39.560												
58	2 LAPS	1:50.177												

HSCC Historic Roadsports Race

GRID - RACE 14

ROW 11	72	GATHERCOLE	
ROW 10	11	KENNEDY	73 HILL
ROW 9	32	WARD-BOOTH	58 BEAVIS
ROW 8	19	SIMMONDS	70 ASHLEY
ROW 7	14	SHARMA	63 ANSTEAD
ROW 6	47	FENN	31 OWEN
ROW 5	64	BILDERBECK	1 COFFEY
ROW 4	12	JONES	82 MARLER
ROW 3	15	EAGLES	10 BARRIE
ROW 2	90	ORMANDY	38 HAYHOW
ROW 1	18	BAILEY	21 DODD
POLE			
			

Weather / Track : Sunny / Dry

These results are provisional until the conclusion of any judicial and technical matters.

Snetterton
Circuit Length = 1.9520 miles.
Start: 12:17 End: 12:33

Clerk Of Course:	Stewards:	Timekeeper:
------------------	-----------	-------------

HSCC Historic Roadsports Race 2

RACE CLASSIFICATION - RACE 14

POS	NO	CL	NAME	CAR	TIME	LAPS	GAP	MPH	BEST
1	18	A	Bailey	TVR Griffith	30:53.198	21		79.63	1:23.882
2	21	Inv	Dodd	Jaguar XK120	31:16.530	21	23.332	78.64	1:26.342
3	38	Inv	Hayhow/Marler	Lotus Elan	31:26.778	21	33.580	78.21	1:24.432
4	10	D	Barrie	Porsche 911S	31:56.901	21	1:03.703	76.98	1:28.287
5	12	A	Jones	Jaguar E type S1	32:04.490	21	1:11.292	76.68	1:28.180
6	15	B	Eagles	Milano GT Mk1	31:47.872	20	1 LAP	73.66	1:29.263
7	47	Inv	Fenn	MGB	31:53.841	20	1 LAP	73.43	1:31.361
8	31	B	Owen	Triumph TR5	31:11.626	19	2 LAPS	71.33	1:33.733
9	19	A	Simmonds	Ford Mustang	31:09.912	18	3 LAPS	67.64	1:34.522
10	14	70s	Sharma/Sayer	Lancia Fulvia	31:32.210	18	3 LAPS	66.84	1:36.889
11	70	70s	Ashley/Hall	Alfa Romeo GT Junior	32:07.993	18	3 LAPS	65.60	1:41.525
12	58	70s	Beavis/Harwood-Penn	Lancia Fulvia HF	32:37.236	17	4 LAPS	61.03	1:44.219

NOT CLASSIFIED

1	E	Coffey	Turner Mk1	25:57.808	16	D.N.F.	72.17	1:30.904
82	C	Marler/Marler	Lotus Elan S3	19:09.598	12	D.N.F.	73.35	1:27.716
64	E	Bilderbeck	Turner Climax MkII	22:20.316	12	D.N.F.	62.91	1:32.656
32	E	Ward-Booth	Ginetta G4	13:25.335	8	D.N.F.	69.80	1:34.562
63	70s	Anstead	Fiat X19	15:03.968	8	D.N.F.	62.19	1:38.944

FASTEST LAP

18	A	Bailey	TVR Griffith	1:23.882	17	83.77mph	134.82kph
38	Inv	Hayhow/Marler	Lotus Elan	1:24.432	7	83.22mph	133.94kph
82	C	Marler/Marler	Lotus Elan S3	1:27.716	11	80.11mph	128.92kph
10	D	Barrie	Porsche 911S	1:28.287	19	79.59mph	128.09kph
15	B	Eagles	Milano GT Mk1	1:29.263	16	78.72mph	126.69kph
1	E	Coffey	Turner Mk1	1:30.904	10	77.30mph	124.40kph
14	70s	Sharma/Sayer	Lancia Fulvia	1:36.889	11	72.52mph	116.72kph

Weather / Track : Bright / Dry
 These results are provisional until the conclusion of any judicial and technical matters.

Snetterton
 Circuit Length = 1.9520 miles.
 Start: 15:33 End: 16:03

Clerk Of Course:	Stewards:	Timekeeper:
------------------	-----------	-------------

HSCC Historic Roadsports Race 2

RACE CLASSIFICATION - RACE 14 - LAP CHART

Lap 1			Lap 2			Lap 3			Lap 4			Lap 5		
No	Behind	Laptime	No	Behind	Laptime	No	Behind	Laptime	No	Behind	Laptime	No	Behind	Laptime
18		1:31.778	18		1:24.305	18		1:25.213	18		1:26.062	18		1:26.071
38	0.752	1:32.530	38	3.354	1:26.907	38	4.797	1:26.656	38	4.711	1:25.976	58	1 LAP	1:44.219
21	3.652	1:35.430	21	5.689	1:26.342	21	7.442	1:26.966	21	8.717	1:27.337	38	4.099	1:25.459
15	4.068	1:35.846	15	9.170	1:29.407	10	14.629	1:30.147	10	17.414	1:28.847	21	10.033	1:27.387
10	4.799	1:36.577	10	9.695	1:29.201	12	15.582	1:30.355	12	18.482	1:28.962	10	21.027	1:29.684
12	5.732	1:37.510	12	10.440	1:29.013	82	21.824	1:32.275	82	27.476	1:31.714	12	21.403	1:28.992
82	7.836	1:39.614	82	14.762	1:31.231	1	25.170	1:33.425	1	31.070	1:31.962	82	33.087	1:31.682
1	8.836	1:40.614	1	16.958	1:32.427	15	26.667	1:42.710	15	31.533	1:30.928	15	35.239	1:29.777
64	11.924	1:43.702	47	21.143	1:33.278	47	28.769	1:32.839	47	35.336	1:32.629	1	36.372	1:31.373
47	12.170	1:43.948	64	23.131	1:35.512	64	33.079	1:35.161	64	41.511	1:34.494	47	40.956	1:31.691
31	13.831	1:45.609	31	24.789	1:35.263	31	35.080	1:35.504	31	44.011	1:34.993	64	48.745	1:33.305
32	14.891	1:46.669	32	25.872	1:35.286	32	35.424	1:34.765	32	44.365	1:35.003	31	51.693	1:33.753
63	15.189	1:46.967	63	29.828	1:38.944	63	44.877	1:40.262	63	59.634	1:40.819	32	53.012	1:34.718
19	20.041	1:51.819	19	35.989	1:40.253	19	51.279	1:40.503	19	1:04.381	1:39.164	63	1:14.166	1:40.603
70	21.958	1:53.736	70	40.413	1:42.760	70	58.367	1:43.167	70	1:14.490	1:42.185	19	1:16.372	1:38.062
14	24.508	1:56.286	14	43.971	1:43.768	14	1:01.196	1:42.438	14	1:18.453	1:43.319			
58	27.313	1:59.091	58	49.938	1:46.930	58	1:10.161	1:45.436						

HSCC Historic Roadsports Race 2

RACE CLASSIFICATION - RACE 14 - LAP CHART

(contd.)

Lap 6			Lap 7			Lap 8			Lap 9			Lap 10		
No	Behind	Laptime	No	Behind	Laptime	No	Behind	Laptime	No	Behind	Laptime	No	Behind	Laptime
18		1:25.609	18		1:25.429	10		1:28.569	10		1:29.258	10		1:29.343
38	4.175	1:25.685	38	3.178	1:24.432	12	2.055	1:29.439	12	1.788	1:28.991	12	1.240	1:28.795
70	1 LAP	1:42.141	63	1 LAP	1:40.564	18	4.868	2:02.166P	18	5.748	1:30.138	18	1.605	1:25.200
14	1 LAP	1:44.813	19	1 LAP	1:38.685	70	1 LAP	1:43.878	21	15.722	1:31.527	63	2 LAPS	3:13.846P
21	12.220	1:27.796	21	14.645	1:27.854	21	13.453	1:56.106P	70	1 LAP	1:42.730	21	13.318	1:26.939
58	1 LAP	1:44.905	70	1 LAP	1:41.864	14	1 LAP	1:43.196	15	22.872	1:32.104	58	2 LAPS	2:54.099P
10	25.803	1:30.385	10	28.729	1:28.355	15	20.026	1:31.022	14	1 LAP	1:43.234	70	1 LAP	1:41.525
12	26.477	1:30.683	14	1 LAP	1:43.001	58	1 LAP	1:44.280	38	35.639	1:35.656	38	33.676	1:27.380
82	39.392	1:31.914	12	29.914	1:28.866	38	29.241	2:23.361P	31	52.350	1:35.596	31	57.968	1:34.961
15	40.189	1:30.559	58	1 LAP	1:44.689	47	29.446	1:32.369	82	1:13.788	1:33.726	82	1:12.479	1:28.034
1	42.549	1:31.786	15	46.302	1:31.542	64	39.918	1:32.656	1	1:15.140	1:37.266	1	1:16.701	1:30.904
47	47.042	1:31.695	82	47.414	1:33.451	31	46.012	1:34.572	64	1:18.761	2:08.101P	19	1 LAP	3:02.165P
64	57.028	1:33.892	1	50.594	1:33.474	1	1:07.132	2:13.836P	47	1:22.171	2:21.983P			
31	1:00.049	1:33.965	47	54.375	1:32.762	82	1:09.320	2:19.204P						
32	1:01.965	1:34.562	64	1:04.560	1:32.961	19	1:20.894	1:38.239						
			31	1:08.738	1:34.118	32	1:23.570	2:08.740P						
			32	1:12.128	1:35.592									
			19	1:39.953	1:35.934									
			63	1:45.655	1:41.963									

HSCC Historic Roadsports Race 2

RACE CLASSIFICATION - RACE 14 - LAP CHART

(contd.)

Lap 11			Lap 12			Lap 13			Lap 14			Lap 15		
No	Behind	Laptime	No	Behind	Laptime	No	Behind	Laptime	No	Behind	Laptime	No	Behind	Laptime
18		1:24.873	18		1:27.283	18		1:27.196	18		1:27.444	18		1:27.004
47	1 LAP	1:37.548	70	2 LAPS	2:28.833P	1	1 LAP	1:33.040	1	1 LAP	1:31.845	64	3 LAPS	2:50.126P
12	4.244	1:29.482	47	1 LAP	1:33.818	64	2 LAPS	2:53.277P	21	15.317	1:27.986	1	1 LAP	1:31.533
15	1 LAP	2:40.970P	21	15.125	1:27.874	58	3 LAPS	1:55.839	47	1 LAP	1:33.766	21	15.006	1:26.693
64	1 LAP	1:47.129	15	1 LAP	1:37.682	47	1 LAP	1:31.535	15	1 LAP	1:30.369	47	1 LAP	1:32.102
21	14.534	1:27.694	19	2 LAPS	1:48.014	21	14.775	1:26.846	38	32.239	1:27.075	15	1 LAP	1:30.715
14	2 LAPS	2:46.650P	38	32.762	1:25.924	15	1 LAP	1:32.119	19	2 LAPS	1:38.117	38	30.866	1:25.631
38	34.121	1:26.923	14	2 LAPS	1:41.962	19	2 LAPS	1:37.733	58	3 LAPS	1:56.745	10	48.898	1:29.483
10	38.081	2:04.559P	12	42.723	2:05.762P	38	32.608	1:27.042	10	46.419	1:28.493	19	2 LAPS	1:38.380
31	1:06.061	1:34.571	10	44.123	1:33.325	70	2 LAPS	1:56.831	12	52.369	1:30.430	12	53.545	1:28.180
58	2 LAPS	2:12.900	82	1:15.471	1:29.037	31	1 LAP	2:30.160P	14	2 LAPS	1:39.738	58	3 LAPS	1:51.950
82	1:13.717	1:27.716				14	2 LAPS	1:36.889	70	2 LAPS	1:46.551	31	1 LAP	1:34.244
1	1:22.767	1:32.544				10	45.370	1:28.443	31	1 LAP	1:43.906	14	2 LAPS	1:37.052
						12	49.383	1:33.856				70	2 LAPS	1:44.261

HSCC Historic Roadsports Race 2
RACE CLASSIFICATION - RACE 14 - LAP CHART
 (contd.)

Lap 16			Lap 17			Lap 18			Lap 19			Lap 20		
No	Behind	Laptime	No	Behind	Laptime	No	Behind	Laptime	No	Behind	Laptime	No	Behind	Laptime
18		1:28.075	18		1:23.882	18		1:24.590	18		1:26.306	18		1:26.476
21	14.083	1:27.152	58	4 LAPS	1:51.405	14	3 LAPS	1:38.445	19	3 LAPS	1:36.085	19	3 LAPS	1:35.431
1	1 LAP	1:33.504	70	3 LAPS	1:43.375	21	20.671	1:27.528	31	2 LAPS	1:33.733	31	2 LAPS	1:34.214
47	1 LAP	1:31.837	21	17.733	1:27.532	70	3 LAPS	1:45.218	14	3 LAPS	1:37.565	21	23.504	1:27.769
38	30.282	1:27.491	38	33.411	1:27.011	58	4 LAPS	1:52.917	21	22.211	1:27.846	14	3 LAPS	1:37.503
15	1 LAP	1:29.818	15	1 LAP	1:29.263	38	35.538	1:26.717	38	35.597	1:26.365	38	35.495	1:26.374
10	49.319	1:28.496	47	1 LAP	1:32.337	15	1 LAP	1:31.299	70	3 LAPS	1:43.705	15	1 LAP	1:30.330
12	54.838	1:29.368	1	1 LAP	1:58.275P	47	1 LAP	1:31.725	15	1 LAP	1:30.243	47	1 LAP	1:32.807
19	2 LAPS	1:38.909	10	54.573	1:29.136	10	58.526	1:28.543	47	1 LAP	1:31.361	70	3 LAPS	1:42.414
31	1 LAP	1:34.495	12	59.401	1:28.445	12	1:03.143	1:28.332	58	4 LAPS	1:52.796	10	1:02.712	1:28.681
14	2 LAPS	1:37.951	19	2 LAPS	1:37.897				10	1:00.507	1:28.287	12	1:07.679	1:28.610
			31	1 LAP	1:33.985				12	1:05.545	1:28.708	58	4 LAPS	1:50.409

HSCC Historic Roadsports Race 2
RACE CLASSIFICATION - RACE 14 - LAP CHART
 (contd.)

Lap 21			Lap 22			Lap 23			Lap 24			Lap 25		
No	Behind	Laptime	No	Behind	Laptime	No	Behind	Laptime	No	Behind	Laptime	No	Behind	Laptime
18		1:28.098												
19	3 LAPS	1:34.522												
31	2 LAPS	1:33.984												
21	23.332	1:27.926												
38	33.580	1:26.183												
14	3 LAPS	1:38.400												
15	1 LAP	1:31.169												
47	1 LAP	1:31.811												
10	1:03.703	1:29.089												
12	1:11.292	1:31.711												
70	3 LAPS	1:42.819												
58	4 LAPS	1:48.626												

HSCC/HRSR Historic Racing Saloons Race QUALIFYING - RACE 12

POS	NO	CL	NAME	CAR	TIME	LAPS	GAP	MPH
1	4	K1	Oldworth	Ford Falcon Sprint	1:25.773	12		81.92
2	8	K1	Voyazides/Bacon	Ford Falcon	1:26.466	12	0.693	81.27
3	54	C	Wood	Ford Anglia 105E	1:27.590	12	1.817	80.22
4	35	B	Dodd	Alfa Romeo Giulia Sprint GT	1:27.892	11	2.119	79.95
5	31	B	Ely	BMW 2000 HRSR	1:27.920	12	2.147	79.92
6	53	K3	Hartley	Ford Lotus Cortina	1:27.933	12	2.160	79.91
7	30	C	Garrad	Alfa Romeo GTA	1:28.698	9	2.925	79.22
8	57	C	Jonathan GOMM	Ford Anglia 105E	1:29.608	10	3.835	78.42
9	6	K1	Tuck	Ford Falcon Sprint	1:30.492	5	4.719	77.65
10	85	D	Godfrey	Austin Mini Cooper S	1:30.706	12	4.933	77.47
11	7	A	Pearson	Jaguar S Type	1:31.357	12	5.584	76.92
12	52	C	Ergis	Ford Cortina	1:34.128	11	8.355	74.65
13	71	C	Gilmour	Ford Lotus Cortina	1:34.573	11	8.800	74.30
14	68	C	Cross/Rainford	Riley 1.5	1:36.868	10	11.095	72.54
15	83	D	Harper	Morris Mini Cooper S	1:39.160	10	13.387	70.86
16	51	C	Allenby-Byrne	Ford Cortina GT	1:40.176	9	14.403	70.14
17	66	C	Whelan/Cooney	Alfa Romeo Giulia	1:40.316	10	14.543	70.05
18	94	E	Platts	Singer Chamois	1:41.625	10	15.852	69.14
19	88	E	Bramwell/Smith	Hillman Imp	1:41.781	10	16.008	69.04

Weather / Track : Bright / Drying

These results are provisional until the conclusion of any judicial and technical matters.

Snetterton

Circuit Length = 1.9520 miles.

Start: 10:25 End: 10:57

Clerk Of Course:	Stewards:	Timekeeper:
------------------	-----------	-------------

HSCC/HRSR Historic Racing Saloons Race QUALIFYING - LAP ANALYSIS

4	Oldworth	Ford Falcon Sprint			
1 -	2:19.206	6 -	1:26.881	11 -	1:26.384
2 -	X:00.000P	7 -	1:26.085	12 -	1:26.142
3 -	1:38.809	8 -	1:27.178		
4 -	1:31.722	9 -	1:25.773		
5 -	1:27.535	10 -	1:40.283		
6	Tuck	Ford Falcon Sprint			
1 -	2:35.676				
2 -	X:00.000P				
3 -	1:43.872				
4 -	1:32.860				
5 -	1:30.492				
7	Pearson	Jaguar S Type			
1 -	2:11.367	6 -	1:34.013	11 -	1:32.451
2 -	X:00.000P	7 -	1:32.919	12 -	1:32.011
3 -	1:51.875	8 -	1:32.270		
4 -	1:42.420	9 -	1:34.143		
5 -	1:35.707	10 -	1:31.357		
8	Voyazides/Bacon	Ford Falcon			
1 -	2:12.001	6 -	1:28.654	11 -	1:27.678
2 -	X:00.000P	7 -	1:27.510	12 -	1:26.466
3 -	2:21.715P	8 -	1:26.701		
4 -	1:35.742	9 -	1:28.321		
5 -	1:31.527	10 -	1:26.804		
30	Garrad	Alfa Romeo GTA			
1 -	1:50.077	6 -	1:30.249		
2 -	X:00.000P	7 -	1:28.698		
3 -	1:38.773	8 -	1:30.009		
4 -	1:34.649	9 -	1:29.818		
5 -	1:30.405				
31	Ely	BMW 2000 HRSR			
1 -	1:41.172	6 -	1:29.560	11 -	1:27.920
2 -	X:00.000P	7 -	1:30.092	12 -	1:28.548
3 -	1:38.167	8 -	1:28.609		
4 -	1:29.763	9 -	1:29.523		
5 -	1:29.732	10 -	1:30.654		

HSCC/HRSR Historic Racing Saloons Race QUALIFYING - LAP ANALYSIS

(contd.)

35	Dodd	Alfa Romeo Giulia Sprint GT		
1 -	1:51.577	6 -	1:29.970	11 - 1:27.892
2 -	X:00.000P	7 -	1:28.930	
3 -	1:38.098	8 -	1:29.679	
4 -	1:32.146	9 -	1:29.798	
5 -	1:29.810	10 -	1:29.744	
51	Allenby-Byrne	Ford Cortina GT		
1 -	2:24.533	6 -	1:42.215	
2 -	X:00.000P	7 -	1:42.112	
3 -	1:55.911	8 -	1:40.176	
4 -	1:55.327	9 -	3:09.392P	
5 -	1:46.581			
52	Ergis	Ford Cortina		
1 -	2:35.786	6 -	1:36.719	11 - 1:34.388
2 -	X:00.000P	7 -	1:36.309	
3 -	1:58.586	8 -	1:35.072	
4 -	1:44.592	9 -	1:34.128	
5 -	1:41.849	10 -	1:35.743	
53	Hartley	Ford Lotus Cortina		
1 -	2:29.673	6 -	1:30.057	11 - 1:29.063
2 -	X:00.000P	7 -	1:29.071	12 - 1:27.991
3 -	1:48.966	8 -	1:28.450	
4 -	1:40.577	9 -	1:27.933	
5 -	1:32.781	10 -	1:29.077	
54	Wood	Ford Anglia 105E		
1 -	2:24.167	6 -	1:31.561	11 - 1:30.033
2 -	X:00.000P	7 -	1:29.687	12 - 1:27.590
3 -	1:49.013	8 -	1:29.805	
4 -	1:36.353	9 -	1:28.970	
5 -	1:32.564	10 -	1:30.269	
57	Jonathan GOMM	Ford Anglia 105E		
1 -	X:00.000P	6 -	1:32.440	
2 -	1:50.760	7 -	1:32.548	
3 -	1:38.518	8 -	1:32.812	
4 -	1:35.920	9 -	1:29.608	
5 -	1:34.570	10 -	1:29.922	

HSCC/HRSR Historic Racing Saloons Race QUALIFYING - LAP ANALYSIS

(contd.)

66	Whelan/Cooney	Alfa Romeo Giulia		
1 -	2:25.255	6 -	2:53.388P	
2 -	X:00.000P	7 -	2:05.104	
3 -	1:54.800	8 -	1:43.688	
4 -	1:49.221	9 -	1:42.774	
5 -	1:44.981	10 -	1:40.316	
68	Cross/Rainford	Riley 1.5		
1 -	2:21.364	6 -	2:56.009P	
2 -	X:00.000P	7 -	1:50.641	
3 -	1:58.360	8 -	1:39.674	
4 -	1:51.302	9 -	1:39.060	
5 -	1:50.636	10 -	1:36.868	
71	Gilmour	Ford Lotus Cortina		
1 -	2:35.786	6 -	1:37.654	11 - 1:34.573
2 -	X:00.000P	7 -	1:35.686	
3 -	1:51.487	8 -	1:37.209	
4 -	1:39.273	9 -	1:37.229	
5 -	1:37.453	10 -	1:36.138	
83	Harper	Morris Mini Cooper S		
1 -	2:07.255	6 -	1:42.044	
2 -	X:00.000P	7 -	1:39.160	
3 -	1:55.355	8 -	1:39.892	
4 -	1:46.256	9 -	1:39.741	
5 -	1:41.513	10 -	2:37.867P	
85	Godfrey	Austin Mini Cooper S		
1 -	2:04.131	6 -	1:32.096	11 - 1:30.706
2 -	X:00.000P	7 -	1:31.722	12 - 1:30.890
3 -	1:43.676	8 -	1:31.364	
4 -	1:35.322	9 -	1:30.730	
5 -	1:32.707	10 -	1:31.481	
88	Bramwell/Smith	Hillman Imp		
1 -	2:28.941	6 -	1:43.649	
2 -	X:00.000P	7 -	1:41.781	
3 -	1:53.955	8 -	1:42.536	
4 -	1:46.812	9 -	1:41.838	
5 -	1:44.381	10 -	2:28.247P	


HSCC/HRSR Historic Racing Saloons Race QUALIFYING - LAP ANALYSIS

(contd.)

94	Platts	Singer Chamois
1 - 2:37.532	6 - 1:43.473	
2 - X:00.000P	7 - 1:45.490	
3 - 1:56.011	8 - 1:47.402	
4 - 1:47.268	9 - 1:43.211	
5 - 1:43.989	10 - 1:41.625	

HSCC/HRSR Historic Racing Saloons Race

GRID - RACE 12

ROW 10	88	Bramwell/Smith	
ROW 9	66	Whelan/Cooney	94 Platts
ROW 8	83	Harper	51 Allenby-Byrne
ROW 7	71	Gilmour	68 Cross/Rainford
ROW 6	7	Pearson	52 Ergis
ROW 5	6	Tuck	85 Godfrey
ROW 4	30	Garrad	57 GOMM
ROW 3	31	Ely	53 Hartley
ROW 2	54	Wood	35 Dodd
ROW 1	4	Oldworth	8 Voyazides/Bacon
POLE			
			

Weather / Track : Bright / Drying

These results are provisional until the conclusion of any judicial and technical matters.

Snetterton
 Circuit Length = 1.9520 miles.
 Start: 10:25 End: 10:57

Clerk Of Course:	Stewards:	Timekeeper:

HSCC/HRSR Historic Racing Saloons Race

RACE CLASSIFICATION - RACE 12 - 30 minutes.

POS	NO	CL	NAME	CAR	TIME	LAPS	GAP	MPH	BEST
1	31	B	Ely	BMW 2000 HRSR	30:40.171	21		80.19	1:26.628
2	4	K1	Oldworth	Ford Falcon Sprint	31:05.621	21	25.450	79.10	1:25.757
3	30	C	Garrad	Alfa Romeo GTA	31:16.110	21	35.939	78.65	1:26.072
4	53	K3	Hartley	Ford Lotus Cortina	31:17.354	21	37.183	78.60	1:27.097
5	8	K1	Voyazides/Bacon	Ford Falcon	31:31.066	21	50.895	78.03	1:26.068
6	57	C	Gomm	Ford Anglia 105E	31:31.209	21	51.038	78.03	1:28.226
7	85	D	Godfrey	Austin Mini Cooper S	31:33.608	21	53.437	77.93	1:29.116
8	54	C	Wood	Ford Anglia 105E	31:42.749	21	1:02.578	77.55	1:27.374
9	7	A	Pearson	Jaguar S Type	30:47.027	20	1 LAP	76.09	1:30.198
10	71	C	Gilmour	Ford Lotus Cortina	31:05.742	19	2 LAPS	71.56	1:33.281
11	51	C	Allenby-Byrne	Ford Cortina GT	31:48.611	19	2 LAPS	69.95	1:38.151
12	68	C	Cross/Rainford	Riley 1.5	32:22.153	19	2 LAPS	68.74	1:40.352
13	94	E	Platts	Singer Chamois	30:58.928	18	18.757	68.04	1:37.823
14	66	C	Whelan/Cooney	Alfa Romeo Giulia	32:16.752	18	1:36.581	65.31	1:37.711
15	35	B	Dodd	Alfa Romeo Giulia Sprint GT	29:38.331	18		71.12	1:26.674
16	52	C	Ergis	Ford Cortina	25:08.822	15		69.86	1:30.955
17	83	D	Harper	Morris Mini Cooper S	18:08.077	11		71.04	1:36.517
18	21	A	Dodd	Jaguar MkII	13:13.652	9		79.68	1:26.601
19	88	E	Bramwell/Smith	Hillman Imp	11:46.532	7		69.62	1:38.421

FASTEST LAP

4	K1	Oldworth	Ford Falcon Sprint	1:25.757	2	81.94mph	131.87kph
30	C	Garrad	Alfa Romeo GTA	1:26.072	18	81.64mph	131.39kph
21	A	Dodd	Jaguar MkII	1:26.601	9	81.14mph	130.58kph
31	B	Ely	BMW 2000 HRSR	1:26.628	4	81.11mph	130.54kph
53	K3	Hartley	Ford Lotus Cortina	1:27.097	4	80.68mph	129.84kph
85	D	Godfrey	Austin Mini Cooper S	1:29.116	16	78.85mph	126.90kph
94	E	Platts	Singer Chamois	1:37.823	10	71.83mph	115.60kph

Car Nos 4 & 71 - Still need working transponders.
Weather / Track : Sunny / Dry

Snetterton
Circuit Length = 1.9520 miles.
Start: 13:42 End: 14:32

Clerk of Course:	Stewards:	Timekeeper:
------------------	-----------	-------------

HSCC/HRSR Historic Racing Saloons Race

RACE CLASSIFICATION - RACE 12

POS	NO	CL	NAME	CAR	TIME	LAPS	GAP	MPH	BEST
1	4	K1	Oldworth	Ford Falcon Sprint	1:01:02.765	41		78.66	1:25.757
2	31	B	Ely	BMW 2000 HRSR	1:01:22.709	41	19.944	78.23	1:26.628
3	54	C	Wood	Ford Anglia 105E	1:02:06.246	41	1:03.481	77.32	1:27.374
4	57	C	Gomm	Ford Anglia 105E	1:01:03.849	40	1 LAP	76.71	1:28.226
5	85	D	Godfrey	Austin Mini Cooper S	1:01:23.901	40	1 LAP	76.30	1:29.116
6	7	A	Pearson	Jaguar S Type	1:01:32.414	39	2 LAPS	74.22	1:30.198
7	53	K3	Hartley	Ford Lotus Cortina	56:53.403	38	3 LAPS	78.23	1:27.097
8	71	C	Gilmour	Ford Lotus Cortina	1:01:52.044	38	3 LAPS	71.93	1:33.281
9	68	C	Cross/Rainford	Riley 1.5	1:01:06.802	36	5 LAPS	68.99	1:36.730
10	94	E	Platts	Singer Chamois	1:01:13.659	36	5 LAPS	68.86	1:37.823
11	51	C	Allenby-Byrne	Ford Cortina GT	1:01:34.969	36	5 LAPS	68.46	1:37.449
12	66	C	Whelan/Cooney	Alfa Romeo Giulia	1:01:14.865	35	6 LAPS	66.92	1:37.215
13	30	C	Garrad	Alfa Romeo GTA	50:28.737	34	7 LAPS	78.88	1:26.072

NOT CLASSIFIED

8	K1	Voyazides/Bacon	Ford Falcon	45:07.304	30	D.N.F.	77.86	1:26.068
35	B	Dodd	Alfa Romeo Giulia Sprint GT	29:38.331	18	D.N.F.	71.12	1:26.674
52	C	Ergis	Ford Cortina	25:08.822	15	D.N.F.	69.86	1:30.955
83	D	Harper	Morris Mini Cooper S	18:08.077	11	D.N.F.	71.04	1:36.517
21	A	Dodd	Jaguar MkII	13:13.652	9	D.N.F.	79.68	1:26.601
88	E	Bramwell/Smith	Hillman Imp	11:46.532	7	D.N.F.	69.62	1:38.421

FASTEST LAP

4	K1	Oldworth	Ford Falcon Sprint	1:25.757	2	81.94mph	131.87kph
30	C	Garrad	Alfa Romeo GTA	1:26.072	18	81.64mph	131.39kph
21	A	Dodd	Jaguar MkII	1:26.601	9	81.14mph	130.58kph
31	B	Ely	BMW 2000 HRSR	1:26.628	4	81.11mph	130.54kph
53	K3	Hartley	Ford Lotus Cortina	1:27.097	4	80.68mph	129.84kph
85	D	Godfrey	Austin Mini Cooper S	1:29.116	16	78.85mph	126.90kph
94	E	Platts	Singer Chamois	1:37.823	10	71.83mph	115.60kph

Car Nos 4 & 71 - Still need working transponders.

Weather / Track : Sunny / Dry

These results are provisional until the conclusion of any judicial and technical matters.

Snetterton

Circuit Length = 1.9520 miles.

Start: 13:42 End: 14:43

Clerk Of Course:	Stewards:	Timekeeper:
------------------	-----------	-------------

HSCC/HRSR Historic Racing Saloons Race

RACE CLASSIFICATION - RACE 12 - LAP CHART

Lap 1			Lap 2			Lap 3			Lap 4			Lap 5		
No	Behind	Laptime	No	Behind	Laptime	No	Behind	Laptime	No	Behind	Laptime	No	Behind	Laptime
4		1:32.116	4		1:25.757	4		1:26.627	4		1:26.464	4		1:25.861
8	1.055	1:33.171	8	1.776	1:26.478	8	1.929	1:26.780	8	2.451	1:26.986	8	3.771	1:27.181
31	2.307	1:34.423	31	3.207	1:26.657	31	3.394	1:26.814	31	3.558	1:26.628	31	4.679	1:26.982
54	2.389	1:34.505	53	4.237	1:27.423	53	4.834	1:27.224	53	5.467	1:27.097	53	7.481	1:27.875
53	2.571	1:34.687	54	5.117	1:28.485	54	6.025	1:27.535	21	7.590	1:27.271	21	8.714	1:26.985
30	3.300	1:35.416	35	5.592	1:27.239	21	6.783	1:27.019	35	8.599	1:28.097	35	9.412	1:26.674
35	4.110	1:36.226	30	6.101	1:28.558	35	6.966	1:28.001	54	8.913	1:29.352	30	9.735	1:26.555
21	5.323	1:37.439	21	6.391	1:26.825	30	7.540	1:28.066	30	9.041	1:27.965	54	11.653	1:28.601
85	6.950	1:39.066	85	10.742	1:29.549	57	13.188	1:28.833	57	15.714	1:28.990	57	18.927	1:29.074
57	7.689	1:39.805	57	10.982	1:29.050	85	14.035	1:29.920	85	17.059	1:29.488	85	20.513	1:29.315
7	8.093	1:40.209	7	13.674	1:31.338	7	18.493	1:31.446	7	22.227	1:30.198	7	28.599	1:32.233
71	11.411	1:43.527	52	19.443	1:33.422	52	23.771	1:30.955	52	29.087	1:31.780	52	35.195	1:31.969
52	11.778	1:43.894	71	21.598	1:35.944	71	30.209	1:35.238	71	37.912	1:34.167	71	45.986	1:33.935
83	14.199	1:46.315	83	24.959	1:36.517	83	35.592	1:37.260	83	47.604	1:38.476	83	1:01.396	1:39.653
88	16.572	1:48.688	88	30.023	1:39.208	88	41.817	1:38.421	88	53.882	1:38.529	88	1:07.518	1:39.497
51	17.728	1:49.844	51	32.981	1:41.010	51	45.763	1:39.409	51	58.857	1:39.558	51	1:12.248	1:39.252
66	17.920	1:50.036	68	34.112	1:41.036	94	48.551	1:40.711	94	1:00.614	1:38.527	94	1:12.683	1:37.930
68	18.833	1:50.949	94	34.467	1:41.191	68	50.424	1:42.939	66	1:05.423	1:41.244	66	1:18.487	1:38.925
94	19.033	1:51.149	66	34.982	1:42.819	66	50.643	1:42.288	68	1:06.246	1:42.286	68	1:21.361	1:40.976

Car Nos 4 & 71 - Still need working transponders.
Weather / Track : Sunny / Dry

Snetterton
Circuit Length = 1.9520 miles.
Start: 13:42 End: 14:43

HSCC/HRSR Historic Racing Saloons Race
RACE CLASSIFICATION - RACE 12 - LAP CHART
 (contd.)

Lap 6			Lap 7			Lap 8			Lap 9			Lap 10		
No	Behind	Laptime	No	Behind	Laptime	No	Behind	Laptime	No	Behind	Laptime	No	Behind	Laptime
4		1:26.126	4		1:26.853	4		1:26.198	4		1:26.634	4		1:26.231
8	5.004	1:27.359	8	5.364	1:27.213	8	7.194	1:28.028	8	7.879	1:27.319	8	7.823	1:26.175
31	5.962	1:27.409	66	1 LAP	1:40.984	31	9.449	1:28.784	31	10.023	1:27.208	31	11.027	1:27.235
53	9.043	1:27.688	31	6.863	1:27.754	88	1 LAP	1:42.926	83	1 LAP	1:38.899	30	14.578	1:28.842
21	9.740	1:27.152	21	10.243	1:27.356	21	11.049	1:27.004	21	11.016	1:26.601	53	14.766	1:27.595
30	10.426	1:26.817	53	10.806	1:28.616	30	12.210	1:27.174	30	11.967	1:26.391	35	15.548	1:27.422
35	10.743	1:27.457	30	11.234	1:27.661	53	12.347	1:27.739	53	13.402	1:27.689	54	19.306	1:28.532
54	13.125	1:27.598	68	1 LAP	1:43.222	51	1 LAP	1:40.468	35	14.357	1:26.940	83	1 LAP	1:39.984
57	22.004	1:29.203	35	11.667	1:27.777	35	14.051	1:28.582	54	17.005	1:27.939	57	36.398	1:30.966
85	23.663	1:29.276	54	13.646	1:27.374	94	1 LAP	1:41.531	51	1 LAP	1:39.163	85	37.227	1:30.032
7	33.999	1:31.526	57	24.222	1:29.071	54	15.700	1:28.252	94	1 LAP	1:41.367	51	1 LAP	1:39.961
52	40.118	1:31.049	85	26.471	1:29.661	66	1 LAP	1:38.800	57	31.663	1:31.070	66	1 LAP	1:39.046
71	53.991	1:34.131	7	37.691	1:30.545	68	1 LAP	1:40.749	66	1 LAP	1:39.968	94	1 LAP	1:42.198
83	1:13.411	1:38.141	52	45.082	1:31.817	57	27.227	1:29.203	85	33.426	1:30.289	7	54.022	1:31.845
88	1:20.655	1:39.263	71	1:01.264	1:34.126	85	29.771	1:29.498	68	1 LAP	1:41.322	68	1 LAP	1:41.861
51	1:26.095	1:39.973	83	1:24.341	1:37.783	7	43.275	1:31.782	7	48.408	1:31.767	71	1:25.292	1:34.997
94	1:26.391	1:39.834				52	50.439	1:31.555	52	55.280	1:31.475			
						71	1:09.396	1:34.330	71	1:16.526	1:33.764			

Car Nos 4 & 71 - Still need working transponders.
 Weather / Track : Sunny / Dry

Snetterton
 Circuit Length = 1.9520 miles.
 Start: 13:42 End: 14:43

HSCC/HRSR Historic Racing Saloons Race
RACE CLASSIFICATION - RACE 12 - LAP CHART
 (contd.)

Lap 11			Lap 12			Lap 13			Lap 14			Lap 15		
No	Behind	Laptime	No	Behind	Laptime	No	Behind	Laptime	No	Behind	Laptime	No	Behind	Laptime
4		1:26.762	4		1:27.220	4		1:27.229	4		1:27.064	4		1:27.200
8	7.604	1:26.543	8	6.452	1:26.068	8	5.971	1:26.748	52	2 LAPS	1:35.397	94	2 LAPS	1:41.793
31	11.575	1:27.310	71	1 LAP	1:35.872	31	11.683	1:27.483	31	11.662	1:27.043	51	2 LAPS	1:44.311
30	15.245	1:27.429	31	11.429	1:27.074	30	14.220	1:26.552	68	2 LAPS	1:43.168	31	12.067	1:27.605
53	15.823	1:27.819	30	14.897	1:26.872	35	17.213	1:27.547	30	13.780	1:26.624	52	2 LAPS	1:38.821
35	16.323	1:27.537	53	16.300	1:27.697	53	17.696	1:28.625	35	17.265	1:27.116	30	13.295	1:26.715
54	20.179	1:27.635	35	16.895	1:27.792	71	1 LAP	1:37.893	53	18.330	1:27.698	66	2 LAPS	1:51.324
83	1 LAP	1:37.585	54	20.747	1:27.788	54	21.354	1:27.836	54	22.726	1:28.436	53	18.762	1:27.632
57	37.862	1:28.226	57	39.892	1:29.250	57	41.885	1:29.222	71	1 LAP	1:35.731	35	20.873	1:30.808
85	39.935	1:29.470	85	42.963	1:30.248	85	45.527	1:29.793	8	40.258	2:01.351P	54	23.746	1:28.220
51	1 LAP	1:39.136	83	1 LAP	1:37.464	7	1:09.543	1:32.119	57	44.046	1:29.225	68	2 LAPS	1:43.177
66	1 LAP	1:37.711	7	1:04.653	1:33.212	51	1 LAP	1:40.035	85	48.705	1:30.242	71	1 LAP	1:34.565
94	1 LAP	1:37.823	51	1 LAP	1:42.529	94	1 LAP	1:38.782	7	1:14.395	1:31.916	57	47.700	1:30.854
7	58.661	1:31.401	66	1 LAP	1:38.776	66	1 LAP	1:40.694				8	48.471	1:35.413
52	1 LAP	3:00.507P	94	1 LAP	1:39.879							85	51.220	1:29.715
68	1 LAP	1:40.956	52	1 LAP	1:44.263							7	1:19.396	1:32.201
			68	1 LAP	1:41.114									

Car Nos 4 & 71 - Still need working transponders.
 Weather / Track : Sunny / Dry

Snetterton
 Circuit Length = 1.9520 miles.
 Start: 13:42 End: 14:43

HSCC/HRSR Historic Racing Saloons Race
RACE CLASSIFICATION - RACE 12 - LAP CHART
 (contd.)

Lap 16			Lap 17			Lap 18			Lap 19			Lap 20		
No	Behind	Laptime	No	Behind	Laptime	No	Behind	Laptime	No	Behind	Laptime	No	Behind	Laptime
31		1:27.247	31		1:27.052	31		1:26.932	31		1:27.097	31		1:28.199
30	1.471	1:27.490	30	1.130	1:26.711	30	0.270	1:26.072	30	0.250	1:27.077	30	0.441	1:28.390
53	8.210	1:28.762	53	9.354	1:28.196	53	10.268	1:27.846	53	11.418	1:28.247	7	1 LAP	1:33.656
94	2 LAPS	1:40.198	54	15.869	1:28.859	54	16.758	1:27.821	54	17.549	1:27.888	53	11.102	1:27.883
52	2 LAPS	1:37.576	52	2 LAPS	1:34.342	35	2 LAPS	4:31.239P	35	2 LAPS	1:32.946	35	2 LAPS	1:28.931
51	2 LAPS	1:40.026	94	2 LAPS	1:39.310	4	27.567	1:26.793	4	27.118	1:26.648	4	25.711	1:26.792
54	14.062	1:29.630	51	2 LAPS	1:38.322	51	2 LAPS	1:39.547	8	45.885	1:30.114	52	4 LAPS	4:41.184P
66	2 LAPS	1:43.713	4	27.706	1:30.165	94	2 LAPS	1:40.666	51	2 LAPS	1:39.017	8	47.899	1:30.213
4	24.593	2:03.907P	71	1 LAP	1:34.474	8	42.868	1:29.386	57	47.042	1:29.191	57	48.120	1:29.277
71	1 LAP	1:33.813	57	39.838	1:30.273	57	44.948	1:32.042	94	2 LAPS	1:39.755	85	51.103	1:30.220
68	2 LAPS	1:42.544	8	40.414	1:29.010	66	3 LAPS	3:18.687P	85	49.082	1:29.516	51	2 LAPS	1:38.151
57	36.617	1:28.231	85	44.132	1:30.162	71	1 LAP	1:37.052	71	1 LAP	1:33.281	54	57.911	2:08.561P
8	38.456	1:29.299	68	2 LAPS	1:42.783	85	46.663	1:29.463	66	3 LAPS	1:49.273	66	3 LAPS	1:41.812
85	41.022	1:29.116	7	1:18.380	1:33.791	68	2 LAPS	1:40.840	68	2 LAPS	1:40.780			
7	1:11.641	1:31.559				7	1:23.912	1:32.464						

Car Nos 4 & 71 - Still need working transponders.
 Weather / Track : Sunny / Dry

Snetterton
 Circuit Length = 1.9520 miles.
 Start: 13:42 End: 14:43

HSCC/HRSR Historic Racing Saloons Race
RACE CLASSIFICATION - RACE 12 - LAP CHART
 (contd.)

Lap 21			Lap 22			Lap 23			Lap 24			Lap 25		
No	Behind	Laptime	No	Behind	Laptime	No	Behind	Laptime	No	Behind	Laptime	No	Behind	Laptime
31		1:27.235	4		1:26.908	4		1:27.498	4		1:27.254	4		1:27.593
68	3 LAPS	1:40.352	94	3 LAPS	1:41.873	68	3 LAPS	1:41.027	66	4 LAPS	1:39.174	31	11.357	1:26.756
7	1 LAP	1:31.819	31	9.714	2:02.072P	31	11.920	1:29.704	31	12.194	1:27.528	30	11.731	1:26.781
94	3 LAPS	2:26.284P	71	2 LAPS	1:39.429	30	12.186	1:26.209	30	12.543	1:27.611	53	17.090	1:28.159
71	2 LAPS	2:28.902P	30	13.475	1:29.894	53	15.453	1:28.083	53	16.524	1:28.325	66	4 LAPS	1:40.332
4	25.450	1:26.974	53	14.868	1:30.043	94	3 LAPS	1:38.513	71	2 LAPS	1:34.562	71	2 LAPS	1:34.320
30	35.939	2:02.733P	57	27.881	1:29.201	71	2 LAPS	1:34.526	94	3 LAPS	1:40.509	8	38.076	1:31.226
53	37.183	1:53.316P	8	28.170	1:29.633	8	31.282	1:30.610	8	34.443	1:30.415	54	42.436	1:28.648
8	50.895	1:30.231	85	30.474	1:29.395	57	31.544	1:31.161	54	41.381	1:29.159	94	3 LAPS	1:40.251
57	51.038	1:30.153	54	38.351	1:28.131	54	39.476	1:28.623	51	3 LAPS	2:56.591P	7	1 LAP	1:30.864
85	53.437	1:29.569	7	1 LAP	2:30.157P	7	1 LAP	1:36.449	7	1 LAP	1:31.810	51	3 LAPS	1:42.603
54	1:02.578	1:31.902	51	2 LAPS	1:38.847	85	1:09.618	2:06.642P	68	3 LAPS	2:23.468P	68	3 LAPS	1:40.938
51	2 LAPS	1:38.899	66	3 LAPS	1:39.023				57	1:08.363	2:04.073P	57	1:13.008	1:32.238
66	3 LAPS	1:40.652							85	1:17.422	1:35.058	85	1:20.199	1:30.370
68	2 LAPS	1:41.099												

Car Nos 4 & 71 - Still need working transponders.
 Weather / Track : Sunny / Dry

Snetterton
 Circuit Length = 1.9520 miles.
 Start: 13:42 End: 14:43

HSCC/HRSR Historic Racing Saloons Race
RACE CLASSIFICATION - RACE 12 - LAP CHART
 (contd.)

Lap 26			Lap 27			Lap 28			Lap 29			Lap 30		
No	Behind	Laptime	No	Behind	Laptime	No	Behind	Laptime	No	Behind	Laptime	No	Behind	Laptime
4		1:27.954	4		1:28.069	4		1:28.198	4		1:27.774	4		1:29.459
30	10.976	1:27.199	30	12.610	1:29.703	68	4 LAPS	1:37.319	68	4 LAPS	1:37.179	94	4 LAPS	1:39.469
31	11.026	1:27.623	31	13.527	1:30.570	51	4 LAPS	1:37.449	30	13.238	1:28.080	85	1 LAP	1:31.318
53	17.795	1:28.659	53	17.864	1:28.138	30	12.932	1:28.520	51	4 LAPS	1:37.854	30	12.810	1:29.031
66	4 LAPS	1:37.215	66	4 LAPS	1:37.865	31	13.703	1:28.374	31	14.459	1:28.530	31	13.690	1:28.690
71	2 LAPS	1:34.478	8	43.111	1:30.809	53	18.850	1:29.184	53	20.709	1:29.633	68	4 LAPS	1:38.397
8	40.371	1:30.249	54	43.711	1:28.833	8	46.107	1:31.194	54	47.816	1:29.342	53	21.419	1:30.169
54	42.947	1:28.465	71	2 LAPS	1:46.213	54	46.248	1:30.735	8	49.152	1:30.819	51	4 LAPS	1:39.288
94	3 LAPS	1:38.281	94	3 LAPS	1:38.801	66	4 LAPS	1:39.093	66	4 LAPS	1:39.990	54	48.476	1:30.119
7	1 LAP	1:31.266	7	1 LAP	1:31.208	71	2 LAPS	1:35.122	71	2 LAPS	1:34.683	8	50.976	1:31.283
57	1:14.225	1:29.171	57	1:15.896	1:29.740	7	1 LAP	1:33.573	7	1 LAP	1:33.301	66	4 LAPS	1:39.321
68	3 LAPS	1:36.730	85	1:24.742	1:30.858	57	1:17.899	1:30.201	57	1:19.784	1:29.659	71	2 LAPS	1:35.380
85	1:21.953	1:29.708				94	3 LAPS	1:40.589				57	1:20.845	1:30.520
51	3 LAPS	1:38.783				85	1:27.500	1:30.956				7	1 LAP	1:34.356

Car Nos 4 & 71 - Still need working transponders.
 Weather / Track : Sunny / Dry

Snetterton
 Circuit Length = 1.9520 miles.
 Start: 13:42 End: 14:43

HSCC/HRSR Historic Racing Saloons Race
RACE CLASSIFICATION - RACE 12 - LAP CHART
 (contd.)

Lap 31			Lap 32			Lap 33			Lap 34			Lap 35		
No	Behind	Laptime	No	Behind	Laptime	No	Behind	Laptime	No	Behind	Laptime	No	Behind	Laptime
4		1:30.121	4		1:30.821	4		1:30.982	4		1:31.030	4		1:32.047
85	1 LAP	1:32.062	85	1 LAP	1:32.109	7	2 LAPS	1:34.364	7	2 LAPS	1:35.733	7	2 LAPS	1:35.060
94	4 LAPS	1:39.742	30	9.944	1:29.235	66	5 LAPS	1:43.329	71	3 LAPS	1:39.196	85	1 LAP	1:33.979
30	11.530	1:28.841	31	13.731	1:31.509	85	1 LAP	1:32.908	30	9.455	1:31.806	71	3 LAPS	1:36.789
31	13.043	1:29.474	94	4 LAPS	1:42.289	30	8.679	1:29.717	85	1 LAP	1:34.280	31	16.538	1:33.046
53	22.877	1:31.579	53	22.780	1:30.724	31	14.854	1:32.105	66	5 LAPS	1:40.763	53	25.311	1:32.871
68	4 LAPS	1:38.621	68	4 LAPS	1:38.340	53	23.077	1:31.279	31	15.539	1:31.715	66	5 LAPS	2:09.210
51	4 LAPS	1:39.652	51	4 LAPS	1:39.921	94	4 LAPS	1:41.061	53	24.487	1:32.440	54	54.712	1:33.697
54	49.150	1:30.795	54	49.894	1:31.565	68	4 LAPS	1:39.036	94	4 LAPS	1:42.147	94	4 LAPS	1:44.809
66	4 LAPS	1:39.710	57	1:25.526	1:32.651	54	51.071	1:32.159	54	53.062	1:33.021	68	4 LAPS	1:38.317
57	1:23.696	1:32.972	71	2 LAPS	1:37.213	51	4 LAPS	1:41.460	68	4 LAPS	1:39.759	51	4 LAPS	1:43.027
71	2 LAPS	1:36.334				57	1:26.775	1:32.231	51	4 LAPS	1:41.043	57	1:28.890	1:32.380
7	1 LAP	1:33.976							57	1:28.557	1:32.812			

Car Nos 4 & 71 - Still need working transponders.
 Weather / Track : Sunny / Dry

Snetterton
 Circuit Length = 1.9520 miles.
 Start: 13:42 End: 14:43

HSCC/HRSR Historic Racing Saloons Race
RACE CLASSIFICATION - RACE 12 - LAP CHART
 (contd.)

Lap 36			Lap 37			Lap 38			Lap 39			Lap 40		
No	Behind	Laptime	No	Behind	Laptime	No	Behind	Laptime	No	Behind	Laptime	No	Behind	Laptime
4		1:32.705	4		1:31.980	4		1:31.445	4		1:31.789	4		1:32.185
7	2 LAPS	1:36.024	85	1 LAP	1:34.359	51	5 LAPS	1:41.264	51	5 LAPS	1:41.196	94	5 LAPS	1:42.334
85	1 LAP	1:33.500	31	15.719	1:31.747	31	16.059	1:31.785	31	16.408	1:32.138	66	6 LAPS	1:42.724
31	15.952	1:32.119	7	2 LAPS	1:38.024	85	1 LAP	1:33.874	85	1 LAP	1:32.687	31	18.411	1:34.188
71	3 LAPS	1:36.803	71	3 LAPS	1:37.039	7	2 LAPS	1:33.576	7	2 LAPS	1:34.954	85	1 LAP	1:33.199
53	25.428	1:32.822	53	25.034	1:31.586	71	3 LAPS	1:35.274	71	3 LAPS	1:37.771	51	5 LAPS	1:44.792
54	54.977	1:32.970	54	56.098	1:33.101	53	25.944	1:32.355	54	58.775	1:32.807	7	2 LAPS	1:35.832
66	5 LAPS	1:44.420	68	4 LAPS	1:37.737	54	57.757	1:33.104	68	4 LAPS	1:40.297	71	3 LAPS	1:43.915
94	4 LAPS	1:40.326	66	5 LAPS	1:41.894	68	4 LAPS	1:39.313	57	1:31.227	1:34.069	54	59.854	1:33.264
68	4 LAPS	1:38.853	94	4 LAPS	1:40.716	94	4 LAPS	1:42.850						
51	4 LAPS	1:41.671	57	1:27.629	1:31.330	66	5 LAPS	1:43.717						
57	1:28.279	1:32.094				57	1:28.947	1:32.763						

Car Nos 4 & 71 - Still need working transponders.
 Weather / Track : Sunny / Dry

Snetterton
 Circuit Length = 1.9520 miles.
 Start: 13:42 End: 14:43

HSCC/HRSR Historic Racing Saloons Race
RACE CLASSIFICATION - RACE 12 - LAP CHART
 (contd.)

Lap 41			Lap 42			Lap 43			Lap 44			Lap 45		
No	Behind	Laptime	No	Behind	Laptime	No	Behind	Laptime	No	Behind	Laptime	No	Behind	Laptime
4		1:31.332												
57	1 LAP	1:33.374												
68	5 LAPS	1:39.318												
94	5 LAPS	1:40.171												
66	6 LAPS	1:40.333												
31	19.944	1:32.865												
85	1 LAP	1:33.031												
7	2 LAPS	1:34.860												
51	5 LAPS	1:40.917												
71	3 LAPS	1:37.255												
54	1:03.481	1:34.959												

Car Nos 4 & 71 - Still need working transponders.
 Weather / Track : Sunny / Dry

HSCC Classic Racing Cars for the Retro Track and Air Trophy QUALIFYING - RACE 10

POS	NO	CL	NAME	NAT	CAR	TIME	LAPS	GAP	MPH
1	6	E4	Edwin JOWSEY		Brabham BT28	1:14.954	12		93.75
2	1	E2	Matthew WATTS		Brabham BT16	1:16.460	12	1.506	91.90
3	36	E2	Tony KEELE		Palliser WD3	1:17.660	12	2.706	90.48
4	24	E4	Amnon NEEDHAM		Tecno F2	1:18.758	7	3.804	89.22
5	56	E2	Cliff GIDDENS		Brabham BT16	1:20.386	11	5.432	87.41
6	9	C	John BLADON		Merlyn Mk9 F2	1:22.900	11	7.946	84.76
7	15	D	Chris SMITH		Chevron B17	1:23.289	10	8.335	84.37
8	64	E4	Frank LYONS	IRE	Merlyn Mk10	1:23.586	3	8.632	84.07
9	89	C	Paul DRAYSON		Lotus 24	1:23.629	11	8.675	84.02
10	85	E2	Edward BARRINGTON		Brabham BT21	1:23.653	10	8.699	84.00
11	47	Inv	John MOULDS		Merlyn Mk11	1:24.560	10	9.606	83.10
12	21	F	Neil BOWMAN		Macon MR7B	1:24.801	6	9.847	82.86
13	26	D	Andy GILBERG	USA	March 693	1:25.114	8	10.160	82.56
14	74	F	Will TOMKINS		Merlyn Mk 20A	1:25.254	11	10.300	82.42
15	88	D	Richard URWIN		Brabham BT28	1:26.275	10	11.321	81.45
16	30	E2	Richard KENDLE		Brabham BT21B	1:26.806	10	11.852	80.95
17	93	F	Neil FENDER		Jamun T2	1:27.064	10	12.110	80.71
18	12	C	David BROWN		Brabham BT6	1:27.673	10	12.719	80.15
19	8	C	Rodger NEWMAN		Brabham BT14	1:28.841	10	13.887	79.09
20	32	E2	Julian JUDD		Tecno F3	1:30.002	7	15.048	78.07

Car Nos 15, 64 & 85 need working transponders please.

Weather / Track : Sunny / Dry

These results are provisional until the conclusion of any judicial and technical matters.

Snetterton

Circuit Length = 1.9520 miles.

Start: 11:01 End: 11:16

Clerk Of Course:	Stewards:	Timekeeper:

HSCC Classic Racing Cars for the Retro Track and Air Trophy QUALIFYING - LAP ANALYSIS

1	Matthew WATTS	Brabham BT16
1 - 1:35.926	6 - 1:19.257	11 - 1:18.432
2 - 1:17.864	7 - 1:17.379	12 - 1:18.661
3 - 1:16.986	8 - 1:16.460	
4 - 1:18.774	9 - 1:16.955	
5 - 1:28.473	10 - 1:29.289	
6	Edwin JOWSEY	Brabham BT28
1 - 1:26.768	6 - 1:20.216	11 - 1:15.711
2 - 1:17.871	7 - 1:16.996	12 - 1:14.954
3 - 1:17.690	8 - 1:22.014	
4 - 1:26.684	9 - 1:15.177	
5 - 1:28.923	10 - 1:16.177	
8	Rodger NEWMAN	Brabham BT14
1 - 2:06.158	6 - 1:32.779	
2 - 1:36.037	7 - 1:32.719	
3 - 1:32.350	8 - 1:31.603	
4 - 1:32.257	9 - 1:28.841	
5 - 1:34.316	10 - 1:29.413	
9	John BLADON	Merlyn Mk9 F2
1 - 1:50.476	6 - 1:24.074	11 - 1:23.341
2 - 1:28.356	7 - 1:24.124	
3 - 1:25.616	8 - 1:23.466	
4 - 1:25.359	9 - 1:23.331	
5 - 1:24.649	10 - 1:22.900	
12	David BROWN	Brabham BT6
1 - 2:25.581	6 - 1:31.814	
2 - 1:32.078	7 - 1:28.950	
3 - 1:30.363	8 - 1:27.673	
4 - 1:34.687	9 - 1:27.935	
5 - 1:35.874	10 - 1:28.668	
15	Chris SMITH	Chevron B17
1 - 2:08.616	6 - 1:23.448	
2 - 1:26.873	7 - 1:24.024	
3 - 1:25.913	8 - 1:23.351	
4 - 1:24.357	9 - 1:23.289	
5 - 1:23.916	10 - 1:53.198P	

Car Nos 15, 64 & 85 need working transponders please.
Weather / Track : Sunny / Dry

HSCC Classic Racing Cars for the Retro Track and Air Trophy QUALIFYING - LAP ANALYSIS

(contd.)

21	Neil BOWMAN		Macon MR7B
	1 - 1:51.536	6 - 5:18.259P	
	2 - 1:27.809		
	3 - 1:26.337		
	4 - 1:25.394		
	5 - 1:24.801		
24	Amnon NEEDHAM		Tecno F2
	1 - 2:03.447	6 - 1:25.893	
	2 - 1:21.644	7 - 1:22.357	
	3 - 1:19.912		
	4 - 1:18.758		
	5 - 4:23.106P		
26	Andy GILBERG	USA	March 693
	1 - 1:40.161	6 - 1:25.288	
	2 - 1:28.922	7 - 1:27.947	
	3 - 1:26.296	8 - 1:25.116	
	4 - 1:25.114		
	5 - 1:25.536		
30	Richard KENDLE		Brabham BT21B
	1 - 2:23.289	6 - 1:27.701	
	2 - 1:33.259	7 - 1:28.341	
	3 - 1:28.592	8 - 1:26.806	
	4 - 1:28.145	9 - 1:27.774	
	5 - 1:28.874	10 - 1:27.522	
32	Julian JUDD		Tecno F3
	1 - 2:30.377	6 - 1:32.898	
	2 - 1:33.310	7 - 1:31.448	
	3 - 1:31.524		
	4 - 1:30.002		
	5 - 1:31.702		
36	Tony KEELE		Palliser WD3
	1 - 1:32.954	6 - 1:20.141	11 - 1:19.298
	2 - 1:23.051	7 - 1:17.843	12 - 1:17.660
	3 - 1:19.045	8 - 1:18.433	
	4 - 1:19.622	9 - 1:20.208	
	5 - 1:23.659	10 - 1:19.259	

Car Nos 15, 64 & 85 need working transponders please.
Weather / Track : Sunny / Dry

HSCC Classic Racing Cars for the Retro Track and Air Trophy QUALIFYING - LAP ANALYSIS

(contd.)

47	John MOULDS		Merlyn Mk11
1 -	2:24.650	6 -	1:26.440
2 -	1:35.201	7 -	1:27.768
3 -	1:30.939	8 -	1:27.902
4 -	1:30.433	9 -	1:25.249
5 -	1:29.209	10 -	1:24.560
56	Cliff GIDDENS		Brabham BT16
1 -	2:07.407	6 -	1:24.938
2 -	1:31.004	7 -	1:25.221
3 -	1:29.013	8 -	1:23.737
4 -	1:25.300	9 -	1:22.564
5 -	1:23.439	10 -	1:21.240
		11 -	1:20.386
64	Frank LYONS	IRE	Merlyn Mk10
1 -	2:15.818		
2 -	1:25.520		
3 -	1:23.586		
74	Will TOMKINS		Merlyn Mk 20A
1 -	1:46.054	6 -	1:26.406
2 -	1:26.728	7 -	1:25.919
3 -	1:25.695	8 -	1:25.491
4 -	1:25.254	9 -	1:25.821
5 -	1:30.290	10 -	1:36.301
11 -	1:25.909		
85	Edward BARRINGTON		Brabham BT21
1 -	2:22.406	6 -	1:27.598
2 -	1:38.246	7 -	1:26.595
3 -	1:31.014	8 -	1:29.418
4 -	1:30.673	9 -	1:24.562
5 -	1:28.675	10 -	1:23.653
88	Richard URWIN		Brabham BT28
1 -	1:48.851	6 -	1:28.160
2 -	1:34.167	7 -	1:27.018
3 -	1:28.681	8 -	1:27.097
4 -	1:27.353	9 -	1:28.950
5 -	1:27.967	10 -	1:26.275

Car Nos 15, 64 & 85 need working transponders please.
Weather / Track : Sunny / Dry

HSCC Classic Racing Cars for the Retro Track and Air Trophy QUALIFYING - LAP ANALYSIS

(contd.)

89	Paul DRAYSON	Lotus 24
1 - 2:02.403	6 - 1:24.090	11 - 1:24.022
2 - 1:28.160	7 - 1:25.535	
3 - 1:25.897	8 - 1:26.073	
4 - 1:25.382	9 - 1:23.629	
5 - 1:25.267	10 - 1:24.297	
93	Neil FENDER	Jamun T2
1 - 2:26.514	6 - 1:28.559	
2 - 1:33.146	7 - 1:28.809	
3 - 1:29.339	8 - 1:29.610	
4 - 1:32.077	9 - 1:27.064	
5 - 1:29.135	10 - 1:27.515	

HSCC Classic Racing Cars for the Retro Track and Air Trophy

GRID - RACE 10

ROW 10	8 NEWMAN	32 JUDD
ROW 9	93 FENDER	12 BROWN
ROW 8	88 URWIN	30 KENDLE
ROW 7	26 GILBERG	74 TOMKINS
ROW 6	47 MOULDS	21 BOWMAN
ROW 5	89 DRAYSON	85 BARRINGTON
ROW 4	15 SMITH	64 LYONS
ROW 3	56 GIDDENS	9 BLADON
ROW 2	36 KEELE	24 NEEDHAM
ROW 1	6 JOWSEY	1 WATTS
POLE		

Car Nos 15, 64 & 85 need working transponders please.

Weather / Track : Sunny / Dry

These results are provisional until the conclusion of any judicial and technical matters.

Snetterton

Circuit Length = 1.9520 miles.

Start: 11:01 End: 11:16

Clerk Of Course:	Stewards:	Timekeeper:
------------------	-----------	-------------

HSCC Classic Racing Cars for the Retro Track and Air Trophy RACE CLASSIFICATION - RACE 10 - 3rd AMENDED

POS	NO	CL	NAME	NAT	CAR	TIME	LAPS	GAP	MPH	BEST
1	6	E4	Edwin JOWSEY		Brabham BT28	16:23.231	13		92.91	1:14.204
2	1	E2	Matthew WATTS		Brabham BT16	16:29.929	13	6.698	92.28	1:14.737
3	36	E2	Tony KEELE		Palliser WD3	16:45.981	13	22.750	90.81	1:15.534
4	9	C	John BLADON		Merlyn Mk9 F2	16:24.559	12	1 LAP	85.64	1:20.072
5	56	E2	Cliff GIDDENS		Brabham BT16	16:24.976	12	1 LAP	85.61	1:19.846
6	30	E2	Richard KENDLE		Brabham BT21B	16:35.843	12	1 LAP	84.67	1:20.594
7	15	D	Chris SMITH		Chevron B17	16:36.939	12	1 LAP	84.58	1:20.847
8	89	F	Paul DRAYSON		Merlyn Mk20	16:59.137	12	1 LAP	82.74	1:21.003
9	47	F	John MOULDS		Merlyn Mk11	17:10.424	12	1 LAP	81.83	1:24.019
10	88	D	Richard URWIN		Brabham BT28	17:20.938	12	1 LAP	81.01	1:24.310
11	26	D	Andy GILBERG	USA	March 693	17:27.253	12	1 LAP	80.52	1:25.077
12	93	F	Neil FENDER		Jamun T2	17:37.663	12	1 LAP	79.72	1:26.710
13	8	C	Rodger NEWMAN		Brabham BT14	16:38.921	11	2 LAPS	77.38	1:27.721
14	12	C	David BROWN		Brabham BT6	16:38.986	11	2 LAPS	77.37	1:27.287

NOT CLASSIFIED

74	F	Will TOMKINS		Merlyn Mk 20A	7:08.200	5	D.N.F.	82.05	1:22.268
21	F	Neil BOWMAN		Macon MR7B	5:50.095	4	D.N.F.	80.28	1:23.339
24	E4	Amnon NEEDHAM		Tecno F2	2:41.434	2	D.N.F.	87.06	1:17.340

FASTEST LAP

6	E4	Edwin JOWSEY		Brabham BT28	1:14.204	2	94.70mph	152.40kph
1	E2	Matthew WATTS		Brabham BT16	1:14.737	11	94.02mph	151.31kph
9	C	John BLADON		Merlyn Mk9 F2	1:20.072	10	87.76mph	141.23kph
15	D	Chris SMITH		Chevron B17	1:20.847	12	86.92mph	139.88kph
89	F	Paul DRAYSON		Merlyn Mk20	1:21.003	6	86.75mph	139.61kph

Weather / Track : Sunny / Dry
These results are provisional until the conclusion of any judicial and technical matters.

Snetterton
Circuit Length = 1.9520 miles.
Start: 12:44 End: 13:01

Clerk Of Course:	Stewards:	Timekeeper:
------------------	-----------	-------------

HSCC Classic Racing Cars for the Retro Track and Air Trophy

RACE CLASSIFICATION - RACE 10 - LAP CHART

Lap 1			Lap 2			Lap 3			Lap 4			Lap 5		
No	Behind	Laptime	No	Behind	Laptime	No	Behind	Laptime	No	Behind	Laptime	No	Behind	Laptime
6		1:18.272	6		1:14.204	6		1:14.691	6		1:15.056	6		1:15.444
1	3.098	1:21.370	1	4.557	1:15.663	1	5.427	1:15.561	1	6.160	1:15.789	1	6.663	1:15.947
36	3.405	1:21.677	36	5.967	1:16.766	36	7.750	1:16.474	36	9.072	1:16.378	36	11.563	1:17.935
24	5.822	1:24.094	24	8.958	1:17.340	56	21.160	1:21.724	56	27.770	1:21.666	56	33.735	1:21.409
56	8.485	1:26.757	56	14.127	1:19.846	9	24.866	1:21.908	9	32.091	1:22.281	9	38.361	1:21.714
9	9.942	1:28.214	9	17.649	1:21.911	30	33.147	1:22.208	30	40.286	1:22.195	30	46.830	1:21.988
89	14.664	1:32.936	89	23.721	1:23.261	15	34.796	1:24.094	15	41.601	1:21.861	15	48.370	1:22.213
21	15.842	1:34.114	15	25.393	1:23.439	89	34.888	1:25.858	89	42.736	1:22.904	89	49.572	1:22.280
15	16.158	1:34.430	30	25.630	1:23.253	21	35.422	1:23.339	74	43.709	1:23.160	74	50.533	1:22.268
47	16.356	1:34.628	21	26.774	1:25.136	74	35.605	1:23.115	21	47.872	1:27.506	47	59.324	1:24.498
30	16.581	1:34.853	74	27.181	1:23.771	47	40.243	1:25.364	47	50.270	1:25.083	26	1:01.737	1:25.954
74	17.614	1:35.886	47	29.570	1:27.418	26	41.206	1:25.934	26	51.227	1:25.077	88	1:04.244	1:26.260
26	17.703	1:35.975	26	29.963	1:26.464	88	42.828	1:26.442	88	53.428	1:25.656	93	1:07.960	1:27.829
93	18.284	1:36.556	93	30.975	1:26.895	93	43.881	1:27.597	93	55.575	1:26.750			
88	19.744	1:38.016	88	31.077	1:25.537	8	47.290	1:27.721	12	1:11.144	1:30.459			
12	19.764	1:38.036	12	32.847	1:27.287	12	55.741	1:37.585	8	1:11.392	1:39.158			
8	20.518	1:38.790	8	34.260	1:27.946									

HSCC Classic Racing Cars for the Retro Track and Air Trophy

RACE CLASSIFICATION - RACE 10 - LAP CHART

(contd.)

Lap 6			Lap 7			Lap 8			Lap 9			Lap 10		
No	Behind	Laptime	No	Behind	Laptime	No	Behind	Laptime	No	Behind	Laptime	No	Behind	Laptime
6		1:15.548	6		1:15.865	6		1:15.858	6		1:15.540	6		1:14.800
1	7.889	1:16.774	93	1 LAP	1:28.245	47	1 LAP	1:26.727	1	8.964	1:16.400	89	1 LAP	1:29.781
8	1 LAP	1:29.044	1	7.717	1:15.693	26	1 LAP	1:25.248	47	1 LAP	1:25.286	1	9.150	1:14.986
12	1 LAP	1:31.824	36	17.056	1:20.747	1	8.104	1:16.245	26	1 LAP	1:26.017	36	21.812	1:16.053
36	12.174	1:16.159	8	1 LAP	1:29.715	88	1 LAP	1:25.850	88	1 LAP	1:24.310	47	1 LAP	1:24.087
56	39.535	1:21.348	12	1 LAP	1:27.716	93	1 LAP	1:27.248	36	20.559	1:18.275	88	1 LAP	1:25.666
9	44.307	1:21.494	56	46.270	1:22.600	36	17.824	1:16.626	93	1 LAP	1:28.096	26	1 LAP	1:27.545
30	52.746	1:21.464	9	49.970	1:21.528	8	1 LAP	1:28.548	8	1 LAP	1:30.381	93	1 LAP	1:27.289
15	54.106	1:21.284	30	58.535	1:21.654	12	1 LAP	1:28.663	12	1 LAP	1:29.868	8	1 LAP	1:28.181
89	55.027	1:21.003	15	59.318	1:21.077	56	52.968	1:22.556	56	58.644	1:21.216	56	1:04.914	1:21.070
47	1:08.184	1:24.408	89	1:00.268	1:21.106	9	55.558	1:21.446	9	1:00.608	1:20.590	12	1 LAP	1:28.876
26	1:13.080	1:26.891				15	1:04.720	1:21.260	15	1:10.773	1:21.593	9	1:05.880	1:20.072
88	1:14.393	1:25.697				30	1:05.701	1:23.024	30	1:11.213	1:21.052			
						89	1:06.460	1:22.050						

HSCC Classic Racing Cars for the Retro Track and Air Trophy

RACE CLASSIFICATION - RACE 10 - LAP CHART

(contd.)

Lap 11			Lap 12			Lap 13			Lap 14			Lap 15		
No	Behind	Laptime	No	Behind	Laptime	No	Behind	Laptime	No	Behind	Laptime	No	Behind	Laptime
6		1:15.183	6		1:16.646	6		1:16.124						
15	1 LAP	1:23.190	8	2 LAPS	1:29.768	9	1 LAP	1:21.137						
30	1 LAP	1:22.915	12	2 LAPS	1:29.314	56	1 LAP	1:21.283						
1	8.704	1:14.737	1	8.068	1:16.010	1	6.698	1:14.754						
89	1 LAP	1:32.961	30	1 LAP	1:20.594	30	1 LAP	1:20.643						
36	24.075	1:17.446	15	1 LAP	1:21.651	15	1 LAP	1:20.847						
47	1 LAP	1:24.509	36	22.963	1:15.534	8	2 LAPS	1:29.669						
88	1 LAP	1:26.087	89	1 LAP	1:22.546	12	2 LAPS	1:29.358						
26	1 LAP	1:27.120	47	1 LAP	1:24.019	36	22.750	1:15.911						
93	1 LAP	1:27.591	88	1 LAP	1:25.254	89	1 LAP	1:22.451						
9	1:12.961	1:22.264	26	1 LAP	1:27.893	47	1 LAP	1:24.397						
56	1:13.232	1:23.501	93	1 LAP	1:26.857	88	1 LAP	1:26.163						
						26	1 LAP	1:27.135						
						93	1 LAP	1:26.710						

HSCC Classic Racing Cars for the Retro Track and Air Trophy

GRID - RACE 15

ROW 9	24	NEEDHAM	32	JUDD
ROW 8	74	TOMKINS	21	BOWMAN
ROW 7	8	NEWMAN	12	BROWN
ROW 6	26	GILBERG	93	FENDER
ROW 5	47	MOULDS	88	URWIN
ROW 4	15	SMITH	89	DRAYSON
ROW 3	56	GIDDENS	30	KENDLE
ROW 2	36	KEELE	9	BLADON
ROW 1	6	JOWSEY	1	WATTS
POLE				

Weather / Track : Sunny / Dry
 These results are provisional until the conclusion of any judicial and technical matters.

Snetterton
 Circuit Length = 1.9520 miles.
 Start: 12:44 End: 13:01

Clerk Of Course:	Stewards:	Timekeeper:
------------------	-----------	-------------

HSCC Classic Racing Cars for the Retro Track and Air Trophy

RACE CLASSIFICATION - RACE 15 - AMENDED

POS	NO	CL	NAME	NAT	CAR	TIME	LAPS	GAP	MPH	BEST
1	6	E4	Edwin JOWSEY		Brabham BT28	20:18.321	16		92.28	1:14.289
2	1	E2	Matthew WATTS		Brabham BT16	20:32.167	16	13.846	91.25	1:15.748
3	36	E2	Tony KEELE		Palliser WD3	20:45.882	16	27.561	90.24	1:15.445
4	56	E2	Cliff GIDDENS		Brabham BT16	20:41.477	15	1 LAP	84.90	1:20.068
5	9	C	John BLADON		Merlyn Mk9 F2	20:59.209	15	1 LAP	83.71	1:21.385
6	15	D	Chris SMITH		Chevron B17	21:01.891	15	1 LAP	83.53	1:21.529
7	89	F	Paul DRAYSON		Merlyn Mk20	21:11.227	15	1 LAP	82.91	1:22.616
8	30	E2	Richard KENDLE		Brabham BT21B	21:16.907	15	1 LAP	82.54	1:21.418
9	21	F	Neil BOWMAN		Macon MR7B	21:28.875	15	1 LAP	81.78	1:22.757
10	47	F	John MOULDS		Merlyn Mk11	21:33.522	15	1 LAP	81.48	1:24.026
11	26	D	Andy GILBERG	USA	March 693	21:34.907	15	1 LAP	81.40	1:24.489
12	88	D	Richard URWIN		Brabham BT28	20:28.902	14	2 LAPS	80.05	1:25.778
13	93	F	Neil FENDER		Jamun T2	20:29.620	14	2 LAPS	80.00	1:25.983
14	12	C	David BROWN		Brabham BT6	20:49.588	14	2 LAPS	78.73	1:26.689
15	8	C	Rodger NEWMAN		Brabham BT14	21:11.357	14	2 LAPS	77.38	1:28.642
16	32	E2	Julian JUDD		Tecno F3	21:10.730	13	3 LAPS	71.89	1:31.506

NOT CLASSIFIED

24	E4	Amnon NEEDHAM		Tecno F2	3:02.313	2	D.N.F.	77.08	1:19.917
74	F	Will TOMKINS		Merlyn Mk 20A		0	D.N.F.	N/A	

FASTEST LAP

6	E4	Edwin JOWSEY		Brabham BT28	1:14.289	11	94.59mph	152.23kph
36	E2	Tony KEELE		Palliser WD3	1:15.445	2	93.14mph	149.89kph
9	C	John BLADON		Merlyn Mk9 F2	1:21.385	14	86.34mph	138.95kph
15	D	Chris SMITH		Chevron B17	1:21.529	15	86.19mph	138.71kph
89	F	Paul DRAYSON		Merlyn Mk20	1:22.616	10	85.05mph	136.88kph

Weather / Track : Bright / Dry
 These results are provisional until the conclusion of any judicial and technical matters.

Snetterton
 Circuit Length = 1.9520 miles.
 Start: 16:13 End: 16:34

Clerk Of Course:	Stewards:	Timekeeper:
------------------	-----------	-------------

HSCC Classic Racing Cars for the Retro Track and Air Trophy

RACE CLASSIFICATION - RACE 15 - LAP CHART

Lap 1			Lap 2			Lap 3			Lap 4			Lap 5		
No	Behind	Laptime	No	Behind	Laptime	No	Behind	Laptime	No	Behind	Laptime	No	Behind	Laptime
6		1:19.947	6		1:14.331	6		1:14.541	6		1:15.440	6		1:17.671
1	1.779	1:21.726	1	3.737	1:16.289	1	4.944	1:15.748	1	6.116	1:16.612	1	4.429	1:15.984
36	3.229	1:23.176	36	4.343	1:15.445	36	5.842	1:16.040	36	6.860	1:16.458	36	4.990	1:15.801
56	9.985	1:29.932	30	17.641	1:21.975	30	24.810	1:21.710	30	30.788	1:21.418	32	1 LAP	1:44.700
30	9.997	1:29.944	56	18.360	1:22.706	56	25.544	1:21.725	56	31.414	1:21.310	56	35.681	1:21.938
9	11.062	1:31.009	9	20.427	1:23.696	9	28.894	1:23.008	9	36.421	1:22.967	9	41.900	1:23.150
47	12.550	1:32.497	15	21.162	1:22.924	15	29.753	1:23.132	15	38.336	1:24.023	15	44.340	1:23.675
15	12.569	1:32.516	47	24.315	1:26.096	21	33.414	1:23.573	21	40.860	1:22.886	21	46.308	1:23.119
89	13.575	1:33.522	21	24.382	1:23.311	47	35.112	1:25.338	89	43.927	1:23.657	30	48.750	1:35.633
26	14.493	1:34.440	89	25.105	1:25.861	89	35.710	1:25.146	47	45.584	1:25.912	89	51.019	1:24.763
21	15.402	1:35.349	26	26.384	1:26.222	26	36.917	1:25.074	26	46.729	1:25.252	47	53.709	1:25.796
93	15.817	1:35.764	93	27.830	1:26.344	88	40.566	1:26.639	88	50.904	1:25.778	26	53.823	1:24.765
88	16.781	1:36.728	24	28.035	1:19.917	93	41.475	1:28.186	93	52.780	1:26.745	88	1:00.508	1:27.275
12	18.097	1:38.044	88	28.468	1:26.018	12	45.430	1:28.353	12	56.679	1:26.689	93	1:02.071	1:26.962
8	19.684	1:39.631	12	31.618	1:27.852	8	49.300	1:29.200	8	1:02.502	1:28.642	12	1:07.433	1:28.425
24	22.449	1:42.396	8	34.641	1:29.288	32	1:03.732	1:35.601				8	1:14.307	1:29.476
32	25.497	1:45.444	32	42.672	1:31.506									

HSCC Classic Racing Cars for the Retro Track and Air Trophy

RACE CLASSIFICATION - RACE 15 - LAP CHART

(contd.)

Lap 6			Lap 7			Lap 8			Lap 9			Lap 10		
No	Behind	Laptime	No	Behind	Laptime	No	Behind	Laptime	No	Behind	Laptime	No	Behind	Laptime
6		1:17.125	6		1:17.121	6		1:15.225	6		1:15.985	6		1:17.789
1	3.724	1:16.420	1	3.262	1:16.659	1	5.485	1:17.448	89	1 LAP	1:23.684	9	1 LAP	1:22.972
36	4.598	1:16.733	12	1 LAP	1:30.991	93	1 LAP	1:28.550	32	2 LAPS	1:37.787	30	1 LAP	1:23.158
32	1 LAP	1:36.748	36	5.809	1:18.332	88	1 LAP	1:29.591	1	6.615	1:17.115	15	1 LAP	1:23.076
56	43.103	1:24.547	8	1 LAP	1:32.303	36	12.405	1:21.821	47	1 LAP	1:28.001	21	1 LAP	1:24.206
9	52.613	1:27.838	56	51.061	1:25.079	12	1 LAP	1:29.116	26	1 LAP	1:28.156	1	4.982	1:16.156
21	53.478	1:24.295	32	1 LAP	1:36.091	8	1 LAP	1:30.426	36	14.848	1:18.428	89	1 LAP	1:22.882
15	53.740	1:26.525	9	1:02.043	1:26.551	56	58.239	1:22.403	93	1 LAP	1:27.414	36	14.169	1:17.110
30	56.698	1:25.073	21	1:02.959	1:26.602	9	1:10.800	1:23.982	88	1 LAP	1:28.426	32	2 LAPS	1:35.196
89	1:00.340	1:26.446	15	1:03.314	1:26.695	30	1:12.286	1:23.539	12	1 LAP	1:28.014	47	1 LAP	1:25.258
47	1:05.163	1:28.579	30	1:03.972	1:24.395	15	1:13.021	1:24.932	8	1 LAP	1:29.178	26	1 LAP	1:24.963
26	1:05.531	1:28.833	89	1:07.530	1:24.311	21	1:13.063	1:25.329	56	1:04.754	1:22.500	93	1 LAP	1:26.655
88	1:12.172	1:28.789	47	1:14.580	1:26.538							88	1 LAP	1:26.322
93	1:12.447	1:27.501	26	1:14.933	1:26.523							12	1 LAP	1:28.171
												8	1 LAP	1:30.093
												56	1:08.591	1:21.626

HSCC Classic Racing Cars for the Retro Track and Air Trophy

RACE CLASSIFICATION - RACE 15 - LAP CHART

(contd.)

Lap 11			Lap 12			Lap 13			Lap 14			Lap 15		
No	Behind	Laptime	No	Behind	Laptime	No	Behind	Laptime	No	Behind	Laptime	No	Behind	Laptime
6		1:14.289	6		1:14.673	6		1:14.746	6		1:16.357	6		1:16.606
9	1 LAP	1:21.903	56	1 LAP	1:22.966	8	2 LAPS	1:29.287	12	2 LAPS	1:30.027	88	2 LAPS	1:27.988
1	8.834	1:18.141	1	10.176	1:16.015	56	1 LAP	1:21.373	32	3 LAPS	1:38.725	93	2 LAPS	1:27.782
30	1 LAP	1:23.637	9	1 LAP	1:22.122	1	11.362	1:15.932	1	13.402	1:18.397	1	14.458	1:17.662
15	1 LAP	1:23.414	15	1 LAP	1:24.101	9	1 LAP	1:22.020	56	1 LAP	1:22.766	12	2 LAPS	1:29.986
21	1 LAP	1:22.798	89	1 LAP	1:24.328	36	25.628	1:16.685	8	2 LAPS	1:30.860	56	1 LAP	1:20.068
89	1 LAP	1:22.616	21	1 LAP	1:26.166	15	1 LAP	1:21.686	36	25.214	1:15.943	36	26.564	1:17.956
36	15.822	1:15.942	30	1 LAP	1:27.318	89	1 LAP	1:23.116	9	1 LAP	1:22.608	32	3 LAPS	1:38.477
47	1 LAP	1:26.334	36	23.689	1:22.540	30	1 LAP	1:23.157	15	1 LAP	1:22.007	9	1 LAP	1:21.385
26	1 LAP	1:26.144	47	1 LAP	1:25.420	21	1 LAP	1:24.286	30	1 LAP	1:22.300	15	1 LAP	1:21.656
32	2 LAPS	1:35.215	26	1 LAP	1:25.695	47	1 LAP	1:24.611	89	1 LAP	1:23.502	8	2 LAPS	1:33.275
93	1 LAP	1:26.605	88	1 LAP	1:27.329	26	1 LAP	1:24.593	21	1 LAP	1:22.757	89	1 LAP	1:24.655
88	1 LAP	1:25.845	93	1 LAP	1:28.742	88	1 LAP	1:26.322	47	1 LAP	1:24.684	30	1 LAP	1:25.635
12	1 LAP	1:26.713	32	2 LAPS	1:36.928	93	1 LAP	1:26.387	26	1 LAP	1:24.646	21	1 LAP	1:27.491
8	1 LAP	1:30.474	12	1 LAP	1:28.543							47	1 LAP	1:24.432
												26	1 LAP	1:24.489

HSCC Classic Racing Cars for the Retro Track and Air Trophy

RACE CLASSIFICATION - RACE 15 - LAP CHART

(contd.)

Lap 16			Lap 17			Lap 18			Lap 19			Lap 20		
No	Behind	Laptime	No	Behind	Laptime	No	Behind	Laptime	No	Behind	Laptime	No	Behind	Laptime
6		1:16.475												
88	2 LAPS	1:25.852												
93	2 LAPS	1:25.983												
1	13.846	1:15.863												
56	1 LAP	1:20.538												
36	27.561	1:17.472												
12	2 LAPS	1:28.664												
9	1 LAP	1:23.998												
15	1 LAP	1:21.529												
32	3 LAPS	1:38.312												
89	1 LAP	1:22.738												
8	2 LAPS	1:29.224												
30	1 LAP	1:28.015												
21	1 LAP	1:36.707												
47	1 LAP	1:24.026												
26	1 LAP	1:25.112												

HSCC 70s Roadsports Championship Race

QUALIFYING - RACE 11

POS	NO	CL	NAME	NAT	CAR	TIME	LAPS	GAP	MPH
1	24	B	Charles BARTER		Datsun 240 Z	1:26.374	9		81.35
2	54	F	Chris HOLLAND		Lotus 7 S4	1:26.669	10	0.295	81.08
3	38	B	William JENKINS		Ferrari 308 GTB	1:26.754	9	0.380	81.00
4	44	C	Alan HARPER		Lotus Elan S4	1:26.931	9	0.557	80.83
5	69	F	Andy SHEPHERD		Lotus Seven S2	1:27.853	6	1.479	79.98
6	15	A	Philip MCKELVEY	GBR	Morgan +8	1:29.079	9	2.705	78.88
7	43	C	Howard BENTHAM		Lotus Europa	1:29.685	10	3.311	78.35
8	42	C	Ross BRAITHWAITE	GBR	Lotus Europa	1:29.706	9	3.332	78.33
9	7	A	Richard THORNE		Morgan +8	1:30.068	8	3.694	78.02
10	31	A	Mark BENNETT		MGB GT V8	1:30.462	4	4.088	77.68
11	9	B	Julian BARTER		TVR 3000M	1:30.788	9	4.414	77.40
12	4	A	Robin GRAY		Pontiac Firebird	1:31.126	6	4.752	77.11
13	51	B	Julian GAMMAGE		Triumph TR6	1:31.204	10	4.830	77.04
14	26	B	Paul STAFFORD		Datsun 240 Z	1:31.732	8	5.358	76.60
15	33	B	Clive FOSKETT		Datsun 240Z	1:32.567	9	6.193	75.91
16	29	A	Philip BRIGGS		Porsche 928	1:33.539	9	7.165	75.12
17	62	D2	James CALVERT		VW Porsche 914/4	1:33.707	10	7.333	74.99
18	3	A	Paul CONWAY		Morgan +8	1:35.703	9	9.329	73.42
19	20	D2	John HILLON		Porsche 924	1:35.915	4	9.541	73.26
20	57	D2	Mark OLDFIELD		Alfa Romeo Alfetta GTV	1:36.463	8	10.089	72.84
21	39	D2	Jonathan HARTOP	SUI	Alfa Romeo 2000GTV	1:36.726	9	10.352	72.65
22	23	D2	William MORTON	GBR	Alfa Romeo Alfetta GTV	1:37.359	9	10.985	72.17
23	50	D2	Matthew HAMMOND		Triumph TR7	1:37.960	9	11.586	71.73
24	53	E	Lucy HAMMOND		Triumph Spitfire	1:38.711	9	12.337	71.19
25	77	A	Andrew SHARP		Porsche 928	1:38.856	8	12.482	71.08
26	11	E	Fos WILSON		MG Midget	1:39.670	9	13.296	70.50
27	52	D2	Graham HALL		Alfa Romeo 2000GTV	1:39.930	8	13.556	70.32
28	60	D2	David MARSHALL		Lancia Beta Monte Carlo	1:41.707	8	15.333	69.09
29	49	D2	Andrew GAMMAGE		Triumph GT6	1:44.907	8	18.533	66.98

Car No 20 needs working transponder. Car Nos 32 & 88 did 3 laps +.

Weather / Track : Sunny / Dry

These results are provisional until the conclusion of any judicial and technical matters.

Snetterton

Circuit Length = 1.9520 miles.

Start: 11:21 End: 11:36

Clerk Of Course:	Stewards:	Timekeeper:

HSCC 70s Roadsports Championship Race

QUALIFYING - LAP ANALYSIS

3	Paul CONWAY		Morgan +8
1 -	2:35.892	6 -	1:38.508
2 -	1:47.225	7 -	1:38.145
3 -	1:42.398	8 -	1:35.703
4 -	1:38.678	9 -	1:37.053
5 -	1:39.996		
4	Robin GRAY		Pontiac Firebird
1 -	1:57.494	6 -	2:00.408P
2 -	1:32.882		
3 -	1:33.139		
4 -	1:31.126		
5 -	1:32.204		
7	Richard THORNE		Morgan +8
1 -	2:45.628	6 -	2:54.179P
2 -	1:44.508	7 -	1:38.276
3 -	1:40.785	8 -	1:30.068
4 -	1:38.115		
5 -	1:37.679		
9	Julian BARTER		TVR 3000M
1 -	1:58.689	6 -	1:44.489
2 -	1:32.907	7 -	2:43.852P
3 -	1:33.113	8 -	1:37.650
4 -	1:34.864	9 -	1:30.788
5 -	1:35.865		
11	Fos WILSON		MG Midget
1 -	2:44.104	6 -	1:41.062
2 -	1:44.653	7 -	1:40.201
3 -	1:44.178	8 -	1:46.074
4 -	1:43.471	9 -	1:40.756
5 -	1:39.670		
15	Philip MCKELVEY	GBR	Morgan +8
1 -	1:49.753	6 -	3:00.830P
2 -	1:34.294	7 -	1:33.854
3 -	1:29.549	8 -	1:30.216
4 -	1:29.079	9 -	1:26.294
5 -	1:32.739		

Car No 20 needs working transponder. Car Nos 32 & 88 did 3 laps +.
Weather / Track : Sunny / Dry

HSCC 70s Roadsports Championship Race QUALIFYING - LAP ANALYSIS

(contd.)

20	John HILLON		Porsche 924
	1 - 2:19.400 2 - 1:35.915 3 - 1:36.938 4 - 1:36.002		
23	William MORTON	GBR	Alfa Romeo Alfetta GTV
	1 - 2:53.749 6 - 1:39.195 2 - 1:42.003 7 - 1:37.359 3 - 1:39.075 8 - 1:37.796 4 - 1:39.456 9 - 1:38.513 5 - 1:39.047		
24	Charles BARTER		Datsun 240 Z
	1 - 1:52.927 6 - 1:29.596 2 - 1:27.246 7 - 3:21.974P 3 - 1:26.374 8 - 1:36.432 4 - 1:35.088 9 - 1:32.148 5 - 1:28.675		
26	Paul STAFFORD		Datsun 240 Z
	1 - 2:35.777 6 - 3:25.662P 2 - 1:32.524 7 - 1:50.318 3 - 1:31.732 8 - 1:34.152 4 - 1:33.938 5 - 1:33.797		
29	Philip BRIGGS		Porsche 928
	1 - 2:20.137 6 - 1:35.060 2 - 1:36.579 7 - 1:37.268 3 - 1:37.381 8 - 1:34.751 4 - 1:55.347 9 - 1:33.539 5 - 1:34.643		
31	Mark BENNETT		MGB GT V8
	1 - 2:12.719 2 - 1:34.617 3 - 1:31.548 4 - 1:30.462		

Car No 20 needs working transponder. Car Nos 32 & 88 did 3 laps +.
Weather / Track : Sunny / Dry

HSCC 70s Roadsports Championship Race QUALIFYING - LAP ANALYSIS

(contd.)

33	Clive FOSKETT	Datsun 240Z
1 - 2:46.426	6 - 1:33.696	
2 - 1:42.188	7 - 1:32.567	
3 - 1:39.788	8 - 1:35.382	
4 - 1:36.236	9 - 1:33.414	
5 - 1:35.393		
38	William JENKINS	Ferrari 308 GTB
1 - 1:47.992	6 - 1:50.585	
2 - 1:30.422	7 - 1:22.954	
3 - 1:26.754	8 - 1:57.918	
4 - 1:29.152	9 - 1:21.907	
5 - 3:25.216P		
39	Jonathan HARTOP	SUI Alfa Romeo 2000GTV
1 - 2:19.660	6 - 1:39.080	
2 - 1:43.313	7 - 1:37.918	
3 - 1:41.917	8 - 1:38.843	
4 - 1:47.383	9 - 1:36.726	
5 - 1:39.984		
42	Ross BRAITHWAITE	GBR Lotus Europa
1 - 2:05.502	6 - 1:29.706	
2 - 1:35.673	7 - 2:42.007P	
3 - 1:36.254	8 - 1:39.166	
4 - 1:30.932	9 - 1:31.580	
5 - 1:32.410		
43	Howard BENTHAM	Lotus Europa
1 - 1:56.300	6 - 1:32.703	
2 - 1:32.666	7 - 1:31.045	
3 - 1:30.518	8 - 1:32.253	
4 - 1:30.238	9 - 1:30.266	
5 - 1:30.215	10 - 1:29.685	
44	Alan HARPER	Lotus Elan S4
1 - 2:12.184	6 - 1:36.061	
2 - 1:29.380	7 - 1:28.645	
3 - 1:29.765	8 - 1:28.798	
4 - 1:29.543	9 - 1:26.931	
5 - 2:52.739P		

Car No 20 needs working transponder. Car Nos 32 & 88 did 3 laps +.
Weather / Track : Sunny / Dry

Snetterton
Circuit Length = 1.9520 miles.
Start: 11:21 End: 11:36

HSCC 70s Roadsports Championship Race QUALIFYING - LAP ANALYSIS

(contd.)

49	Andrew GAMAGE	Triumph GT6
1 - 2:35.021	6 - 1:46.573	
2 - 1:51.147	7 - 1:46.879	
3 - 1:49.596	8 - 1:44.907	
4 - 1:47.097		
5 - 1:47.718		
50	Matthew HAMMOND	Triumph TR7
1 - 2:41.001	6 - 1:39.269	
2 - 1:44.701	7 - 1:38.793	
3 - 1:41.956	8 - 1:38.119	
4 - 1:41.152	9 - 1:37.960	
5 - 1:40.962		
51	Julian GAMAGE	Triumph TR6
1 - 2:21.581	6 - 1:32.564	
2 - 1:36.030	7 - 1:31.204	
3 - 1:34.956	8 - 1:33.853	
4 - 1:31.539	9 - 1:32.138	
5 - 1:31.643	10 - 1:32.460	
52	Graham HALL	Alfa Romeo 2000GTV
1 - 2:40.729	6 - 1:46.256	
2 - 1:46.027	7 - 1:41.531	
3 - 1:42.564	8 - 1:39.930	
4 - 1:41.558		
5 - 2:43.420P		
53	Lucy HAMMOND	Triumph Spitfire
1 - 2:42.505	6 - 1:39.467	
2 - 1:44.743	7 - 1:38.711	
3 - 1:43.359	8 - 1:38.744	
4 - 1:42.403	9 - 1:41.100	
5 - 1:42.047		
54	Chris HOLLAND	Lotus 7 S4
1 - 1:50.327	6 - 1:28.221	
2 - 1:28.905	7 - 1:28.472	
3 - 1:26.669	8 - 1:29.019	
4 - 1:30.176	9 - 1:27.618	
5 - 1:29.629	10 - 1:29.777	

Car No 20 needs working transponder. Car Nos 32 & 88 did 3 laps +.
Weather / Track : Sunny / Dry

HSCC 70s Roadsports Championship Race QUALIFYING - LAP ANALYSIS

(contd.)

57	Mark OLDFIELD	Alfa Romeo Alfetta GTV
1 -	2:37.493	6 - 1:59.577
2 -	1:42.703	7 - 1:48.660
3 -	1:37.451	8 - 2:01.924
4 -	1:36.463	
5 -	2:53.768P	
60	David MARSHALL	Lancia Beta Monte Carlo
1 -	2:51.589	6 - 1:43.961
2 -	1:51.686	7 - 1:43.503
3 -	1:47.633	8 - 1:41.707
4 -	1:50.243	
5 -	1:43.269	
62	James CALVERT	VW Porsche 914/4
1 -	2:11.737	6 - 1:33.707
2 -	1:40.270	7 - 1:34.416
3 -	1:35.556	8 - 1:34.773
4 -	1:34.687	9 - 1:34.071
5 -	1:35.151	10 - 1:33.717
69	Andy SHEPHERD	Lotus Seven S2
1 -	1:47.668	6 - 1:48.690P
2 -	1:27.853	
3 -	1:27.962	
4 -	1:30.267	
5 -	1:29.677	
77	Andrew SHARP	Porsche 928
1 -	2:14.644	6 - 4:12.872P
2 -	1:39.740	7 - 1:54.438
3 -	1:41.683	8 - 1:42.978
4 -	1:39.586	
5 -	1:38.856	

Car No 20 needs working transponder. Car Nos 32 & 88 did 3 laps +.
Weather / Track : Sunny / Dry

HSCC 70s Roadsports Championship Race

GRID - RACE 11

ROW 15	49	GAMMAGE	
ROW 14	52	HALL	60 MARSHALL
ROW 13	77	SHARP	11 WILSON
ROW 12	50	HAMMOND	53 HAMMOND
ROW 11	39	HARTOP	23 MORTON
ROW 10	20	HILLON	57 OLDFIELD
ROW 9	62	CALVERT	3 CONWAY
ROW 8	33	FOSKETT	29 BRIGGS
ROW 7	51	GAMMAGE	26 STAFFORD
ROW 6	9	BARTER	4 GRAY
ROW 5	7	THORNE	31 BENNETT
ROW 4	43	BENTHAM	42 BRAITHWAITE
ROW 3	69	SHEPHERD	15 MCKELVEY
ROW 2	38	JENKINS	44 HARPER
ROW 1	24	BARTER	54 HOLLAND
		POLE	

Car No 20 needs working transponder. Car Nos 32 & 88 did 3 laps +.

Weather / Track : Sunny / Dry

These results are provisional until the conclusion of any judicial and technical matters.

Snetterton

Circuit Length = 1.9520 miles.

Start: 11:21 End: 11:36

Clerk Of Course:	Stewards:	Timekeeper:
------------------	-----------	-------------

HSCC 70s Roadsports Championship Race

RACE CLASSIFICATION - RACE 11

POS	NO	CL	NAME	NAT	CAR	TIME	LAPS	GAP	MPH	BEST
1	24	B	Charles BARTER		Datsun 240 Z	15:49.804	11		81.38	1:24.800
2	54	F	Chris HOLLAND		Lotus 7 S4	16:11.553	11	21.749	79.56	1:26.190
3	7	A	Richard THORNE		Morgan +8	16:16.395	11	26.591	79.16	1:26.955
4	43	C	Howard BENTHAM		Lotus Europa	16:16.495	11	26.691	79.16	1:26.905
5	15	A	Philip MCKELVEY	GBR	Morgan +8	16:25.408	11	35.604	78.44	1:27.580
6	4	A	Robin GRAY		Pontiac Firebird	16:26.729	11	36.925	78.33	1:27.496
7	38	B	William JENKINS		Ferrari 308 GTB	16:30.248	11	40.444	78.06	1:26.021
8	42	C	Ross BRAITHWAITE	GBR	Lotus Europa	16:34.027	11	44.223	77.76	1:28.039
9	51	B	Julian GAMMAGE		Triumph TR6	16:49.289	11	59.485	76.58	1:29.183
10	26	B	Paul STAFFORD		Datsun 240 Z	16:52.320	11	1:02.516	76.35	1:30.052
11	33	B	Clive FOSKETT		Datsun 240Z	17:04.468	11	1:14.664	75.45	1:30.418
12	62	D2	James CALVERT		VW Porsche 914/4	17:05.868	11	1:16.064	75.35	1:31.340
13	3	A	Paul CONWAY		Morgan +8	15:57.760	10	1 LAP	73.37	1:32.819
14	57	D2	Mark OLDFIELD		Alfa Romeo Alfetta GTV	16:03.999	10	1 LAP	72.89	1:33.747
15	39	D2	Jonathan HARTOP	SUI	Alfa Romeo 2000GTV	16:07.565	10	1 LAP	72.62	1:33.337
16	23	D2	William MORTON	GBR	Alfa Romeo Alfetta GTV	16:23.248	10	1 LAP	71.46	1:35.009
17	50	D2	Matthew HAMMOND		Triumph TR7	16:23.971	10	1 LAP	71.41	1:34.253
18	53	E	Lucy HAMMOND		Triumph Spitfire	16:30.456	10	1 LAP	70.94	1:36.292
19	52	D2	Graham HALL		Alfa Romeo 2000GTV	16:32.399	10	1 LAP	70.81	1:35.615
20	11	E	Fos WILSON		MG Midget	16:35.102	10	1 LAP	70.61	1:36.340
21	60	D2	David MARSHALL		Lancia Beta Monte Carlo	16:50.712	10	1 LAP	69.52	1:38.161

NOT CLASSIFIED

69	F	Andy SHEPHERD		Lotus Seven S2	11:29.606	8	D.N.F.	81.52	1:24.057
29	A	Philip BRIGGS		Porsche 928	9:41.373	6	D.N.F.	72.52	1:32.459
49	D2	Andrew GAMMAGE		Triumph GT6	10:59.480	6	D.N.F.	63.93	1:45.211
9	B	Julian BARTER		TVR 3000M	6:06.618	4	D.N.F.	76.67	1:26.436
77	A	Andrew SHARP		Porsche 928	7:36.930	4	D.N.F.	61.51	1:31.632
31	A	Mark BENNETT		MGB GT V8	3:08.835	2	D.N.F.	74.42	1:30.156
44	C	Alan HARPER		Lotus Elan S4	4:30.720	2	D.N.F.	51.91	1:35.168
20	D2	John HILLON		Porsche 924	1:47.191	1	D.N.F.	65.55	1:47.191

FASTEST LAP

69	F	Andy SHEPHERD		Lotus Seven S2	1:24.057	6	83.60mph	134.54kph
24	B	Charles BARTER		Datsun 240 Z	1:24.800	7	82.86mph	133.36kph
43	C	Howard BENTHAM		Lotus Europa	1:26.905	7	80.86mph	130.13kph
7	A	Richard THORNE		Morgan +8	1:26.955	8	80.81mph	130.05kph
62	D2	James CALVERT		VW Porsche 914/4	1:31.340	10	76.93mph	123.81kph
53	E	Lucy HAMMOND		Triumph Spitfire	1:36.292	6	72.97mph	117.44kph

Weather / Track : Sunny / Dry
 These results are provisional until the conclusion of any judicial and technical matters.

Snetterton
 Circuit Length = 1.9520 miles.
 Start: 13:14 End: 13:30

Clerk Of Course:	Stewards:	Timekeeper:
------------------	-----------	-------------

HSCC 70s Roadsports Championship Race

RACE CLASSIFICATION - RACE 11 - LAP CHART

Lap 1			Lap 2			Lap 3			Lap 4			Lap 5		
No	Behind	Laptime	No	Behind	Laptime	No	Behind	Laptime	No	Behind	Laptime	No	Behind	Laptime
24		1:33.166	24		1:25.067	24		1:25.153	24		1:24.895	24		1:25.072
44	2.002	1:35.168	69	3.234	1:26.165	69	2.754	1:24.673	69	2.412	1:24.553	69	2.955	1:25.615
69	2.136	1:35.302	7	7.820	1:28.561	44	1 LAP	2:55.552P	54	12.404	1:26.190	49	1 LAP	1:47.219
7	4.326	1:37.492	54	8.938	1:27.482	54	11.109	1:27.324	43	14.536	1:27.818	54	13.701	1:26.369
15	4.474	1:37.640	43	9.130	1:29.159	7	11.249	1:28.582	7	14.555	1:28.201	7	17.336	1:27.853
43	5.038	1:38.204	15	9.734	1:30.327	43	11.613	1:27.636	15	15.541	1:27.580	43	17.490	1:28.026
31	5.513	1:38.679	4	10.479	1:29.585	15	12.856	1:28.275	4	17.112	1:27.496	15	18.173	1:27.704
4	5.961	1:39.127	31	10.602	1:30.156	4	14.511	1:29.185	9	18.337	1:26.436	4	20.224	1:28.184
54	6.523	1:39.689	42	13.165	1:30.050	9	16.796	1:27.343	42	22.387	1:29.118	77	1 LAP	2:44.116P
42	8.182	1:41.348	9	14.606	1:27.569	42	18.164	1:30.152	51	27.440	1:30.566	42	26.761	1:29.446
51	9.972	1:43.138	51	15.838	1:30.933	51	21.769	1:31.084	26	30.086	1:31.191	51	32.756	1:30.388
62	11.037	1:44.203	62	17.799	1:31.829	26	23.790	1:30.751	62	31.500	1:31.711	26	35.947	1:30.933
9	12.104	1:45.270	26	18.192	1:30.905	62	24.684	1:32.038	38	34.607	1:27.808	38	37.165	1:27.630
26	12.354	1:45.520	33	22.260	1:32.581	33	28.668	1:31.561	33	36.830	1:33.057	62	39.029	1:32.601
20	14.025	1:47.191	77	22.949	1:32.809	77	29.428	1:31.632	3	43.901	1:34.029	33	44.228	1:32.470
33	14.746	1:47.912	3	25.690	1:33.620	38	31.694	1:28.840	29	46.664	1:32.459	3	53.000	1:34.171
77	15.207	1:48.373	23	26.681	1:36.390	3	34.767	1:34.230	23	48.202	1:35.009	29	54.877	1:33.285
23	15.358	1:48.524	29	27.446	1:33.744	23	38.088	1:36.560	39	48.608	1:33.337	39	57.682	1:34.146
3	17.137	1:50.303	38	28.007	1:28.637	29	39.100	1:36.807	57	49.942	1:34.092	57	58.658	1:33.788
29	18.769	1:51.935	39	29.817	1:35.234	39	40.166	1:35.502	50	59.571	1:36.833	23	58.671	1:35.541
39	19.650	1:52.816	57	31.460	1:36.369	57	40.745	1:34.438	52	1:00.336	1:36.557	50	1:11.035	1:36.536
57	20.158	1:53.324	50	35.810	1:38.967	50	47.633	1:36.976	53	1:01.160	1:36.511	52	1:12.289	1:37.025
50	21.910	1:55.076	52	36.431	1:38.290	52	48.674	1:37.396	11	1:02.620	1:36.904	53	1:12.599	1:36.511
52	23.208	1:56.374	53	36.689	1:38.084	53	49.544	1:38.008	60	1:10.109	1:40.763	11	1:13.888	1:36.340
53	23.672	1:56.838	11	37.510	1:38.369	11	50.611	1:38.254				60	1:24.326	1:39.289
11	24.208	1:57.374	60	39.966	1:39.790	60	54.241	1:39.428						
38	24.437	1:57.603	49	49.967	1:45.211	49	1:13.472	1:48.658						
60	25.243	1:58.409												
49	29.823	2:02.989												

HSCC 70s Roadsports Championship Race
RACE CLASSIFICATION - RACE 11 - LAP CHART
 (contd.)


Lap 6			Lap 7			Lap 8			Lap 9			Lap 10		
No	Behind	Laptime	No	Behind	Laptime	No	Behind	Laptime	No	Behind	Laptime	No	Behind	Laptime
24		1:24.970	24		1:24.800	24		1:25.911	24		1:27.198	24		1:26.999
69	2.042	1:24.057	11	1 LAP	1:36.609	69	0.572	1:25.132	23	1 LAP	1:40.772	57	1 LAP	1:35.030
54	16.505	1:27.774	69	1.351	1:24.109	50	1 LAP	1:36.761	50	1 LAP	1:36.132	39	1 LAP	1:34.565
7	20.570	1:28.204	60	1 LAP	1:38.745	52	1 LAP	1:36.965	54	18.845	1:27.670	54	20.762	1:28.916
43	20.970	1:28.450	54	18.055	1:26.350	53	1 LAP	1:36.482	52	1 LAP	1:37.369	23	1 LAP	1:38.061
15	21.737	1:28.534	7	22.893	1:27.123	11	1 LAP	1:36.999	53	1 LAP	1:37.183	7	25.599	1:27.697
4	24.822	1:29.568	43	23.075	1:26.905	54	18.373	1:26.229	11	1 LAP	1:37.261	43	26.110	1:28.082
42	31.743	1:29.952	15	24.832	1:27.895	7	23.937	1:26.955	7	24.901	1:28.162	50	1 LAP	1:36.200
49	1 LAP	1:47.667	4	28.157	1:28.135	43	24.333	1:27.169	43	25.027	1:27.892	15	29.273	1:28.749
51	38.115	1:30.329	42	34.982	1:28.039	15	26.785	1:27.864	15	27.523	1:27.936	53	1 LAP	1:37.892
38	38.645	1:26.450	38	41.685	1:27.840	60	1 LAP	1:39.394	4	33.008	1:28.807	52	1 LAP	1:40.456
26	41.541	1:30.564	51	44.900	1:31.585	4	31.399	1:29.153	60	1 LAP	1:38.301	11	1 LAP	1:38.407
62	46.129	1:32.070	26	46.793	1:30.052	42	37.802	1:28.731	42	39.327	1:28.723	4	34.847	1:28.838
33	50.780	1:31.522	62	53.830	1:32.501	38	41.795	1:26.021	38	40.704	1:26.107	38	40.514	1:26.809
3	1:00.849	1:32.819	49	1 LAP	1:47.736	51	48.172	1:29.183	51	52.196	1:31.222	42	42.145	1:29.817
29	1:03.050	1:33.143	33	56.953	1:30.973	26	51.122	1:30.240	26	54.882	1:30.958	60	1 LAP	1:38.432
39	1:07.301	1:34.589	3	1:09.311	1:33.262	62	1:00.856	1:32.937	33	1:05.778	1:31.072	51	55.307	1:30.110
57	1:07.435	1:33.747	57	1:16.556	1:33.921	33	1:01.904	1:30.862	62	1:05.821	1:32.163	26	58.549	1:30.666
23	1:10.206	1:36.505	39	1:18.059	1:35.558	3	1:16.747	1:33.347	3	1:24.247	1:34.698	33	1:09.197	1:30.418
50	1:22.302	1:36.237	23	1:23.238	1:37.832	57	1:24.617	1:33.972				62	1:10.162	1:31.340
52	1:22.934	1:35.615				39	1:27.030	1:34.882						
53	1:23.921	1:36.292												

HSCC 70s Roadsports Championship Race
RACE CLASSIFICATION - RACE 11 - LAP CHART
 (contd.)

Lap 11			Lap 12			Lap 13			Lap 14			Lap 15		
No	Behind	Laptime	No	Behind	Laptime	No	Behind	Laptime	No	Behind	Laptime	No	Behind	Laptime
24		1:26.573												
3	1 LAP	1:37.281												
57	1 LAP	1:35.318												
39	1 LAP	1:36.936												
54	21.749	1:27.560												
7	26.591	1:27.565												
43	26.691	1:27.154												
23	1 LAP	1:38.054												
50	1 LAP	1:34.253												
15	35.604	1:32.904												
4	36.925	1:28.651												
38	40.444	1:26.503												
53	1 LAP	1:36.655												
52	1 LAP	1:36.352												
42	44.223	1:28.651												
11	1 LAP	1:38.585												
51	59.485	1:30.751												
60	1 LAP	1:38.161												
26	1:02.516	1:30.540												
33	1:14.664	1:32.040												
62	1:16.064	1:32.475												

HSCC 70s Roadsports Championship Race

GRID - RACE 16

ROW 15	20	HILLON	
ROW 14	31	BENNETT	44 HARPER
ROW 13	9	BARTER	77 SHARP
ROW 12	29	BRIGGS	49 GAMMAGE
ROW 11	60	MARSHALL	69 SHEPHERD
ROW 10	52	HALL	11 WILSON
ROW 9	50	HAMMOND	53 HAMMOND
ROW 8	39	HARTOP	23 MORTON
ROW 7	3	CONWAY	57 OLDFIELD
ROW 6	33	FOSKETT	62 CALVERT
ROW 5	51	GAMMAGE	26 STAFFORD
ROW 4	38	JENKINS	42 BRAITHWAITE
ROW 3	15	MCKELVEY	4 GRAY
ROW 2	7	THORNE	43 BENTHAM
ROW 1	24	BARTER	54 HOLLAND
POLE			
			

Weather / Track : Sunny / Dry
These results are provisional until the conclusion of any judicial and technical matters.

Snetterton
 Circuit Length = 1.9520 miles.
 Start: 13:14 End: 13:30

Clerk Of Course:	Stewards:	Timekeeper:
------------------	-----------	-------------

HSCC 70s Roadsports Race 2

RACE CLASSIFICATION - RACE 16

POS	NO	CL	NAME	CAR	TIME	LAPS	GAP	MPH	BEST
1	38	B	Jenkins/O'Brien	Ferrari 308 GTB	30:40.454	21		80.18	1:21.398
2	24	B	Barter/Barter	Datsun 240 Z	31:02.889	21	22.435	79.21	1:25.031
3	69	F	Shepherd	Lotus Seven Seies2	31:29.652	21	49.198	78.09	1:24.704
4	54	F	Holland	Lotus 7 S4	32:00.349	21	1:19.895	76.84	1:26.554
5	43	C	Bentham/Braithwaite	Lotus Europa	31:08.132	20	1 LAP	75.23	1:26.982
6	42	C	Braithwaite/Braithwaite	Lotus Europa	31:10.460	20	1 LAP	75.13	1:28.414
7	7	A	Thorne/Overall	Morgan +8	32:05.960	20	1 LAP	72.97	1:28.504
8	62	D2	Calvert	VW Porsche 914/4	31:04.589	19	2 LAPS	71.60	1:32.093
9	26	B	Stafford/Bennett	Datsun 240 Z	31:07.842	19	2 LAPS	71.48	1:31.665
10	50	D2	Hammond	Triumph TR7	31:20.433	19	2 LAPS	71.00	1:34.283
11	3	A	Conway	Morgan +8	31:25.406	19	2 LAPS	70.81	1:34.070
12	39	D2	Hartop	Alfa Romeo 2000GTV	32:08.841	19	2 LAPS	69.22	1:35.114
13	29	A	Briggs	Porsche 928	30:54.724	18	3 LAPS	68.19	1:33.630
14	11	E	Wilson	MG Midget	31:03.899	18	3 LAPS	67.86	1:37.943
15	77	A	Sharp/Hoble	Porsche 928	31:18.718	18	3 LAPS	67.32	1:32.773
16	60	D2	Marshall	Lancia Beta Monte Carlo	31:41.550	18	3 LAPS	66.51	1:37.263
17	57	D2	Oldfield/Hall	Alfa Romeo Alfetta GTV	30:48.796	17	4 LAPS	64.61	1:34.402

NOT CLASSIFIED

53	E	Hammond	Triumph Spitfire	25:49.083	15	D.N.F.	68.04	1:35.008
44	C	Harper	Lotus Elan S4	17:30.509	11	D.N.F.	73.58	1:26.181
31	A	Bennett/Stafford	MGB GT V8	18:52.065	11	D.N.F.	68.28	1:31.873
23	D2	Morton	Alfa Romeo Alfetta GTV	17:06.353	10	D.N.F.	68.46	1:35.659
33	B	Foskett	Datsun 240Z	14:44.060	9	D.N.F.	71.53	1:36.063
52	D2	Hall/Ashley	Alfa Romeo 2000GTV	3:28.706	2	D.N.F.	67.34	1:38.757
49	D2	Gammage	Triumph GT6		0	D.N.F.	N/A	

FASTEST LAP

38	B	Jenkins/O'Brien	Ferrari 308 GTB	1:21.398	21	86.33mph	138.93kph
69	F	Shepherd	Lotus Seven Seies2	1:24.704	7	82.96mph	133.51kph
44	C	Harper	Lotus Elan S4	1:26.181	5	81.54mph	131.22kph
7	A	Thorne/Overall	Morgan +8	1:28.504	12	79.40mph	127.78kph
62	D2	Calvert	VW Porsche 914/4	1:32.093	7	76.30mph	122.80kph
53	E	Hammond	Triumph Spitfire	1:35.008	6	73.96mph	119.03kph

Weather / Track : Bright / Dry
 These results are provisional until the conclusion of any judicial and technical matters.

Snetterton
 Circuit Length = 1.9520 miles.
 Start: 16:44 End: 17:15

Clerk Of Course:	Stewards:	Timekeeper:
------------------	-----------	-------------

HSCC 70s Roadsports Race 2

RACE CLASSIFICATION - RACE 16 - LAP CHART

Lap 1			Lap 2			Lap 3			Lap 4			Lap 5		
No	Behind	Laptime	No	Behind	Laptime	No	Behind	Laptime	No	Behind	Laptime	No	Behind	Laptime
24		1:32.607	24		1:26.333	24		1:27.088	24		1:26.485	38		1:25.849
38	2.764	1:35.371	38	3.137	1:26.706	38	1.516	1:25.467	38	0.543	1:25.512	24	1.023	1:27.415
54	3.976	1:36.583	54	4.981	1:27.338	54	5.845	1:27.952	54	6.661	1:27.301	69	6.638	1:26.028
43	4.688	1:37.295	43	6.675	1:28.320	69	7.744	1:26.208	69	7.002	1:25.743	54	7.924	1:27.655
42	5.233	1:37.840	42	8.471	1:29.571	43	8.419	1:28.832	43	9.482	1:27.548	43	10.914	1:27.824
69	9.070	1:41.677	69	8.624	1:25.887	42	11.259	1:29.876	42	15.072	1:30.298	44	17.371	1:26.181
7	11.070	1:43.677	44	16.563	1:29.547	44	17.129	1:27.654	44	17.582	1:26.938	42	17.635	1:28.955
33	11.744	1:44.351	7	21.695	1:36.958	26	28.470	1:32.503	26	34.104	1:32.119	26	39.766	1:32.054
26	11.898	1:44.505	33	22.466	1:37.055	7	30.236	1:35.629	77	38.069	1:32.773	7	48.822	1:35.235
44	13.349	1:45.956	26	23.055	1:37.490	57	31.155	1:34.727	7	39.979	1:36.228	31	51.602	1:34.873
62	13.389	1:45.996	62	23.247	1:36.191	77	31.781	1:34.571	57	40.168	1:35.498	62	52.051	1:37.242
57	14.000	1:46.607	57	23.516	1:35.849	33	32.100	1:36.722	62	41.201	1:33.871	33	53.364	1:38.078
3	14.354	1:46.961	77	24.298	1:34.347	62	33.815	1:37.656	33	41.678	1:36.063	57	53.770	1:39.994
23	15.582	1:48.189	3	24.599	1:36.578	3	35.455	1:37.944	31	43.121	1:32.788	3	55.779	1:36.918
77	16.284	1:48.891	23	26.193	1:36.944	31	36.818	1:36.259	3	45.253	1:36.283	23	56.700	1:36.724
52	17.342	1:49.949	31	27.647	1:34.143	23	37.194	1:38.089	23	46.368	1:35.659	50	1:01.453	1:35.740
50	18.862	1:51.469	52	29.766	1:38.757	50	40.623	1:37.793	50	52.105	1:37.967	29	1:01.774	1:34.797
31	19.837	1:52.444	50	29.918	1:37.389	29	44.981	1:35.911	29	53.369	1:34.873	39	1:07.348	1:36.100
11	22.024	1:54.631	11	34.929	1:39.238	53	46.206	1:38.343	53	57.277	1:37.556	53	1:08.028	1:37.143
39	22.697	1:55.304	53	34.951	1:38.233	11	47.862	1:40.021	39	57.640	1:35.114	11	1:12.293	1:38.408
53	23.051	1:55.658	39	35.868	1:39.504	39	49.011	1:40.231	11	1:00.277	1:38.900			
60	24.681	1:57.288	29	36.158	1:36.917	60	55.088	1:42.040	60	1:11.235	1:42.632			
29	25.574	1:58.181	60	40.136	1:41.788									

HSCC 70s Roadsports Race 2

RACE CLASSIFICATION - RACE 16 - LAP CHART

(contd.)

Lap 6			Lap 7			Lap 8			Lap 9			Lap 10		
No	Behind	Laptime	No	Behind	Laptime	No	Behind	Laptime	No	Behind	Laptime	No	Behind	Laptime
38		1:25.983	38		1:24.895	24		1:26.049	24		1:26.626	24		1:25.641
60	1 LAP	1:41.903	24	1.020	1:25.031	39	1 LAP	1:35.742	33	1 LAP	1:36.695	11	2 LAPS	2:42.585P
24	0.884	1:25.844	69	5.664	1:24.704	69	3.400	1:24.805	39	1 LAP	1:36.245	44	1 LAP	1:33.859
69	5.855	1:25.200	54	11.683	1:27.427	11	1 LAP	1:39.034	43	16.870	1:27.988	33	1 LAP	1:38.291
54	9.151	1:27.210	43	14.506	1:27.488	43	15.508	1:28.071	50	1 LAP	2:09.843P	43	19.606	1:28.377
43	11.913	1:26.982	60	1 LAP	1:39.600	42	29.102	1:29.917	23	1 LAP	2:15.527P	77	2 LAPS	2:27.832P
44	18.095	1:26.707	44	19.770	1:26.570	60	1 LAP	1:40.950	60	1 LAP	1:39.513	57	2 LAPS	1:58.452
42	21.273	1:29.621	42	26.254	1:29.876	3	1 LAP	2:24.491P	26	1 LAP	2:48.412P	38	54.934	1:25.878
77	1 LAP	2:42.137P	77	1 LAP	1:38.997	53	1 LAP	2:19.425P	3	1 LAP	1:41.268	50	1 LAP	1:42.266
26	46.674	1:32.891	26	54.118	1:32.339	38	47.763	2:14.832P	31	1 LAP	2:43.564P	60	1 LAP	1:40.739
7	56.594	1:33.755	7	1:04.113	1:32.414	77	1 LAP	1:35.845	38	54.697	1:33.560	23	1 LAP	1:42.622
31	57.492	1:31.873	31	1:04.930	1:32.333	7	1:10.388	1:33.344	29	1 LAP	2:40.168P	3	1 LAP	1:35.841
62	59.077	1:33.009	62	1:06.275	1:32.093	62	1:15.506	1:36.300	53	1 LAP	1:48.099	26	1 LAP	1:43.874
57	1:02.189	1:34.402	23	1:19.151	1:37.283	54	1:16.718	2:32.104P	69	1:08.416	2:31.642P	31	1 LAP	1:40.693
3	1:05.289	1:35.493	33	1:19.291	1:37.054	57	1 LAP	3:14.051P	7	1:17.695	1:33.933	39	1 LAP	2:28.262P
23	1:06.763	1:36.046	29	1:20.410	1:35.884	44	1:26.791	2:34.090P	62	1:22.475	1:33.595	69	1:15.044	1:32.269
33	1:07.132	1:39.751	50	1:23.902	1:36.275				42	1:23.821	2:21.345P	29	1 LAP	1:40.029
29	1:09.421	1:33.630							54	1:25.579	1:35.487	54	1:27.909	1:27.971
50	1:12.522	1:37.052										53	1 LAP	1:51.258
53	1:17.053	1:35.008										42	1:33.670	1:35.490
39	1:17.410	1:36.045										44	1:34.709	1:26.326
11	1:24.785	1:38.475										11	1 LAP	1:41.718

HSCC 70s Roadsports Race 2
RACE CLASSIFICATION - RACE 16 - LAP CHART
 (contd.)

Lap 11			Lap 12			Lap 13			Lap 14			Lap 15		
No	Behind	Laptime	No	Behind	Laptime	No	Behind	Laptime	No	Behind	Laptime	No	Behind	Laptime
43		1:28.120	24		1:37.694	24		1:29.346	24		1:26.746	24		1:27.038
24	7.358	1:55.084P	38	9.443	1:23.824	38	2.680	1:22.583	38	0.177	1:24.243	38	0.199	1:27.060
77	2 LAPS	1:49.119	77	2 LAPS	1:39.854	29	2 LAPS	2:18.777	11	2 LAPS	1:38.987	53	2 LAPS	1:39.052
38	30.671	1:23.463	62	1 LAP	1:40.465	60	2 LAPS	2:58.729P	29	2 LAPS	1:37.153	11	2 LAPS	1:37.943
57	2 LAPS	1:49.247	7	1 LAP	1:39.686	7	1 LAP	1:28.504	69	33.832	1:26.237	29	2 LAPS	1:35.643
62	1 LAP	2:25.239P	50	1 LAP	1:36.254	77	2 LAPS	1:40.301	7	1 LAP	1:31.301	69	32.505	1:25.711
7	1 LAP	2:33.706P	57	2 LAPS	1:49.347	69	34.341	1:26.360	62	1 LAP	1:36.174	7	1 LAP	1:30.520
50	1 LAP	1:35.884	69	37.327	1:27.233	62	1 LAP	1:34.988	77	2 LAPS	1:39.634	54	52.185	1:28.380
60	1 LAP	1:38.406	26	1 LAP	1:33.660	50	1 LAP	1:36.208	54	50.843	1:27.880	62	1 LAP	1:34.662
23	1 LAP	1:39.270	3	1 LAP	1:38.057	26	1 LAP	1:34.190	60	2 LAPS	1:45.987	77	2 LAPS	1:36.256
3	1 LAP	1:35.181	31	1 LAP	1:34.507	3	1 LAP	1:35.595	50	1 LAP	1:35.623	50	1 LAP	1:35.340
26	1 LAP	1:34.166	43	51.474	2:36.526P	54	49.709	1:28.134	26	1 LAP	1:33.752	26	1 LAP	1:33.888
69	55.146	1:27.828	54	50.921	1:27.840	57	2 LAPS	1:45.944	3	1 LAP	1:35.250	60	2 LAPS	1:40.077
31	1 LAP	1:38.588	39	1 LAP	1:43.366	43	1:00.420	1:38.292	43	1:06.303	1:32.629	3	1 LAP	1:35.229
39	1 LAP	1:41.654	42	1:07.761	1:31.880	42	1:09.557	1:31.142	57	2 LAPS	1:45.631	43	1:10.147	1:30.882
54	1:08.133	1:27.950	53	1 LAP	1:36.815	39	1 LAP	1:36.167	42	1:12.359	1:29.548	42	1:14.819	1:29.498
29	1 LAP	1:35.394	11	1 LAP	1:38.774	53	1 LAP	1:37.119	39	1 LAP	1:36.517			
44	1:13.664	1:26.681												
42	1:20.933	1:34.989												
53	1 LAP	1:40.386												
11	1 LAP	1:39.082												

HSCC 70s Roadsports Race 2
RACE CLASSIFICATION - RACE 16 - LAP CHART
 (contd.)

Lap 16			Lap 17			Lap 18			Lap 19			Lap 20		
No	Behind	Laptime	No	Behind	Laptime	No	Behind	Laptime	No	Behind	Laptime	No	Behind	Laptime
38		1:22.585	38		1:21.608	38		1:24.313	38		1:23.310	38		1:22.014
24	2.645	1:25.429	24	6.588	1:25.551	50	2 LAPS	1:34.283	62	2 LAPS	1:33.942	11	3 LAPS	1:39.586
57	3 LAPS	1:46.171	39	2 LAPS	1:38.741	43	1 LAP	1:31.398	26	2 LAPS	1:32.804	62	2 LAPS	1:32.268
39	2 LAPS	1:36.503	57	3 LAPS	1:44.404	42	1 LAP	1:30.642	77	3 LAPS	1:34.768	26	2 LAPS	1:31.746
53	2 LAPS	1:37.312	69	39.132	1:25.035	3	2 LAPS	1:35.658	43	1 LAP	1:31.075	24	17.270	1:26.657
69	35.705	1:25.984	53	2 LAPS	1:37.676	24	8.566	1:26.291	50	2 LAPS	1:34.777	43	1 LAP	1:29.327
11	2 LAPS	1:40.303	7	1 LAP	1:29.669	60	3 LAPS	1:38.489	24	12.627	1:27.371	42	1 LAP	1:31.254
29	2 LAPS	1:35.607	11	2 LAPS	1:38.129	39	2 LAPS	1:37.191	42	1 LAP	1:31.309	77	3 LAPS	1:36.090
7	1 LAP	1:29.937	29	2 LAPS	1:36.047	69	39.764	1:24.945	3	2 LAPS	1:35.484	50	2 LAPS	1:34.654
54	56.886	1:27.485	54	1:02.380	1:27.102	57	3 LAPS	1:43.402	60	3 LAPS	1:37.263	3	2 LAPS	1:34.378
62	1 LAP	1:34.566	62	1 LAP	1:34.175	7	1 LAP	1:30.303	69	42.338	1:25.884	60	3 LAPS	1:37.844
77	2 LAPS	1:35.431	26	1 LAP	1:32.662	54	1:05.320	1:27.253	39	2 LAPS	1:38.219	69	45.204	1:24.880
26	1 LAP	1:33.122	77	2 LAPS	1:36.338	11	2 LAPS	1:38.661	7	1 LAP	1:29.823	39	2 LAPS	1:39.488
50	1 LAP	1:35.067				29	2 LAPS	1:35.964	54	1:09.416	1:27.406	54	1:13.956	1:26.554
3	1 LAP	1:34.727							57	3 LAPS	1:43.932	7	1 LAP	1:31.895
43	1:18.171	1:30.808							29	2 LAPS	1:33.866			
60	2 LAPS	1:38.253												
42	1:20.449	1:28.414												

HSCC 70s Roadsports Race 2
RACE CLASSIFICATION - RACE 16 - LAP CHART
 (contd.)

Lap 21			Lap 22			Lap 23			Lap 24			Lap 25		
No	Behind	Laptime	No	Behind	Laptime	No	Behind	Laptime	No	Behind	Laptime	No	Behind	Laptime
38		1:21.398												
57	4 LAPS	1:41.138												
29	3 LAPS	1:35.883												
24	22.435	1:26.563												
11	3 LAPS	1:39.424												
62	2 LAPS	1:32.157												
26	2 LAPS	1:31.665												
43	1 LAP	1:30.350												
42	1 LAP	1:28.995												
77	3 LAPS	1:35.534												
50	2 LAPS	1:36.549												
3	2 LAPS	1:34.070												
69	49.198	1:25.392												
60	3 LAPS	1:40.049												
54	1:19.895	1:27.337												
7	1 LAP	1:29.443												
39	2 LAPS	1:38.448												