



Silverstone Historic Tribute

Silverstone International

5/6th June 2004



Results Provided by MST Sports Timing Ltd
www.mstworld.com

HSCC 70s Roadsports Championship Race

QUALIFYING - Race 1

POS	NO	CL	NAME	NAT	ENTRY	TIME	LAPS	GAP	MPH
1	24	B	Charles BARTER		Datsun 240 Z	1:41.123	10		80.06
2	69	F	Andy SHEPHERD		Lotus Seven Seies2	1:41.445	9	0.322	79.81
3	9	B	Julian BARTER		TVR 3000M	1:44.502	9	3.379	77.47
4	54	F	Chris HOLLAND		Lotus 7 S4	1:45.206	10	4.083	76.95
5	7	A	Richard THORNE		Morgan +8	1:45.836	9	4.713	76.49
6	27	B	Matthew BANNISTER		Datsun 240 Z	1:47.347	9	6.224	75.42
7	16	A	Trevor ROWNEY		MGB GTV8	1:47.627	9	6.504	75.22
8	43	C	Bill BRAITHWAITE		Lotus Europa	1:47.915	9	6.792	75.02
9	36	B	Geoff PARKINSON		TVR 3000M	1:48.096	9	6.973	74.90
10	31	A	Mark BENNETT		MGB GT V8	1:48.151	9	7.028	74.86
11	4	A	Robin GRAY		Pontiac Firebird	1:48.187	9	7.064	74.83
12	15	A	Philip MCKELVEY	GBR	Morgan +8	1:48.313	9	7.190	74.75
13	77	A	Andrew SHARP		Porsche 928	1:48.883	9	7.760	74.35
14	42	C	Ross BRAITHWAITE	GBR	Lotus Europa	1:49.546	9	8.423	73.90
15	68	F	Chris OVERTON		Lotus Seven S4	1:49.611	7	8.488	73.86
16	1	D2	Adam BAGNALL		Triumph GT6 Mk3	1:50.016	9	8.893	73.59
17	62	D2	James CALVERT		VW Porsche 914/4	1:50.259	9	9.136	73.43
18	12	B	Neil CONDLIFFE		TVR 3000M	1:50.519	7	9.396	73.25
19	37	B	Ken DAVIES		Porsche 911E	1:50.851	9	9.728	73.03
20	14	D1	Jai SHARMA		Lancia Fulvia	1:52.064	9	10.941	72.24
21	33	B	Clive FOSKETT		Datsun 240Z	1:52.247	9	11.124	72.13
22	26	B	Paul STAFFORD		Datsun 240 Z	1:52.492	8	11.369	71.97
23	55	D2	Jason KENNEDY		Lancia Beta Coupe	1:54.104	9	12.981	70.95
24	25	D2	Will FINN		Alfa Romeo GTV 2000	1:54.501	9	13.378	70.71
25	23	D2	William MORTON	GBR	Alfa Romeo Alfetta GTV	1:55.044	6	13.921	70.37
26	57	D2	Mark OLDFIELD		Alfa Romeo Alfetta GTV	1:55.232	8	14.109	70.26
27	21	B	Peter GREGORY		Masarati Merak	1:55.246	8	14.123	70.25
28	96	Inv	Michael SMITH	GBR	Ford Capri	1:55.477	8	14.354	70.11
29	34	D2	Sarah HUTCHISON		Lancia Beta	1:56.613	9	15.490	69.43
30	39	D2	Jonathan HARTOP	SUI	Alfa Romeo 2000GTV	1:56.664	7	15.541	69.39
31	48	D1	Guy HARTNELL		Lancia Fulvia HF	1:57.218	8	16.095	69.07
32	10	D1	Nigel ASHLEY		Alfa Romeo GT Junior	1:57.596	8	16.473	68.84
33	3	A	Paul CONWAY		Morgan +8	1:57.622	8	16.499	68.83
34	29	A	Philip BRIGGS		Porsche 928	2:00.212	8	19.089	67.35
35	60	D2	David MARSHALL		Lancia Beta Monte Carlo	2:02.969	8	21.846	65.84
36	19	E	Jonathan SMART	GBR	Lancia Fulvia	2:03.144	8	22.021	65.74
37	17	A	Neil CULLEN	GBR	Ford Mustang Mach 1	2:07.011	8	25.888	63.74

Silverstone Inter
Circuit Length = 2.2490 miles.
Start: 08:30 End: 08:45

Weather/Track - Cloudy/Dry

These results are provisional until the conclusion of any judicial and technical matters.

Clerk of Course:	Stewards:	Timekeeper:
------------------	-----------	-------------

HSCC 70s Roadsports Championship Race GRID

ROW 19	2:07.011	17	CULLEN	2:03.144	19	SMART
ROW 18	2:02.969	60	MARSHALL	2:00.212		
ROW 17	1:57.622	3	CONWAY		29	BRIGGS
ROW 16	1:57.218	48	HARTNELL	1:57.596	10	ASHLEY
ROW 15	1:56.613	34	HUTCHISON	1:56.664	39	HARTOP
ROW 14	1:55.246	21	GREGORY	1:55.477	96	SMITH
ROW 13	1:55.044	23	MORTON	1:55.232	57	OLDFIELD
ROW 12	1:54.104	55	KENNEDY	1:54.501	25	FINN
ROW 11	1:52.247	33	FOSKETT	1:52.492	26	STAFFORD
ROW 10	1:50.851	37	DAVIES	1:52.064	14	SHARMA
ROW 9	1:50.259	62	CALVERT	1:50.519	12	CONDLIFFE
ROW 8	1:49.611	68	OVERTON	1:50.016	1	BAGNALL
ROW 7	1:48.883	77	SHARP	1:49.546	42	BRAITHWAITE
ROW 6	1:48.187	4	GRAY	1:48.313	15	MCKELVEY
ROW 5	1:48.096	36	PARKINSON	1:48.151	31	BENNETT
ROW 4	1:47.627	16	ROWNEY	1:47.915	43	BRAITHWAITE
ROW 3	1:45.836	7	THORNE	1:47.347	27	BANNISTER
ROW 2	1:44.502	9	BARTER	1:45.206	54	HOLLAND
ROW 1	1:41.123	24	BARTER	1:41.445	69	SHEPHERD
			POLE			

Weather/Track - Cloudy/Dry

These results are provisional until the conclusion of any judicial and technical matters.

Silverstone Inter

Circuit Length = 2.2490 miles.

Start: 08:30 End: 08:45

Clerk of Course:	Stewards:	Timekeeper:
------------------	-----------	-------------

HSCC 70s Roadsports Championship Race

LAP ANALYSIS

1	Adam BAGNALL	Triumph GT6 Mk3
	1 - 5:23.339 6 - 2:00.346 2 - 2:08.369 7 - 1:50.016 3 - 1:54.799 8 - 1:50.964 4 - 1:51.421 9 - 1:50.249 5 - 1:58.295	
3	Paul CONWAY	Morgan +8
	1 - 5:41.138 6 - 1:58.748 2 - 2:15.381 7 - 1:58.797 3 - 2:04.779 8 - 1:59.729 4 - 1:59.810 5 - 1:57.622	
4	Robin GRAY	Pontiac Firebird
	1 - 5:45.108 6 - 1:55.950 2 - 2:03.355 7 - 1:55.981 3 - 1:53.319 8 - 1:49.568 4 - 1:49.755 9 - 1:48.187 5 - 1:48.782	
7	Richard THORNE	Morgan +8
	1 - 5:17.501 6 - 1:46.290 2 - 1:58.242 7 - 1:47.194 3 - 1:47.810 8 - 1:45.836 4 - 1:46.686 9 - 1:48.493 5 - 1:46.948	
9	Julian BARTER	TVR 3000M
	1 - 5:34.231 6 - 1:52.615 2 - 2:10.782 7 - 1:44.502 3 - 1:47.409 8 - 1:46.687 4 - 1:45.630 9 - 1:54.281 5 - 1:47.151	
10	Nigel ASHLEY	Alfa Romeo GT Junior
	1 - 5:27.280 6 - 1:58.699 2 - 2:25.535 7 - 1:59.961 3 - 2:13.381 8 - 1:57.596 4 - 2:06.287 5 - 2:04.927	
12	Neil CONDLIFFE	TVR 3000M
	1 - 5:21.769 6 - 1:50.519 2 - 2:09.408 7 - 1:51.482 3 - 1:54.306 4 - 1:50.679 5 - 1:51.055	

Weather/Track - Cloudy/Dry

These results are provisional until the conclusion of any judicial and technical matters.

Silverstone Inter
Circuit Length = 2.2490 miles.
Start: 08:30 End: 08:45

Clerk of Course:	Stewards:	Timekeeper:
------------------	-----------	-------------

HSCC 70s Roadsports Championship Race

LAP ANALYSIS

(contd.)

14	Jai SHARMA		Lancia Fulvia
1 -	5:40.705	6 -	1:54.054
2 -	2:08.221	7 -	1:52.064
3 -	1:59.537	8 -	1:54.874
4 -	1:57.388	9 -	1:52.885
5 -	1:53.367		
15	Philip MCKELVEY	GBR	Morgan +8
1 -	5:41.374	6 -	1:50.352
2 -	2:09.582	7 -	1:51.120
3 -	2:03.252	8 -	1:49.116
4 -	1:50.575	9 -	1:48.739
5 -	1:48.313		
16	Trevor ROWNEY		MGB GTV8
1 -	5:44.320	6 -	1:53.366
2 -	2:09.048	7 -	1:48.200
3 -	1:55.224	8 -	1:47.791
4 -	1:47.627	9 -	1:48.986
5 -	1:47.750		
17	Neil CULLEN	GBR	Ford Mustang Mach 1
1 -	5:17.202	6 -	2:07.720
2 -	2:29.540	7 -	2:07.234
3 -	2:14.379	8 -	2:07.792
4 -	2:07.011		
5 -	2:15.815		
19	Jonathan SMART	GBR	Lancia Fulvia
1 -	5:11.240	6 -	2:06.200
2 -	2:17.677	7 -	2:03.144
3 -	2:11.690	8 -	2:06.623
4 -	2:10.441		
5 -	2:05.542		
21	Peter GREGORY		Masarati Merak
1 -	5:40.308	6 -	1:57.043
2 -	2:16.761	7 -	1:55.246
3 -	2:05.786	8 -	1:55.497
4 -	1:59.924		
5 -	1:57.923		
23	William MORTON	GBR	Alfa Romeo Alfetta GTV
1 -	5:33.639	6 -	1:56.163
2 -	2:16.779		
3 -	1:58.741		
4 -	1:58.087		
5 -	1:55.044		

Weather/Track - Cloudy/Dry

These results are provisional until the conclusion of any judicial and technical matters.

Silverstone Inter
Circuit Length = 2.2490 miles.
Start: 08:30 End: 08:45

Clerk of Course:	Stewards:	Timekeeper:
------------------	-----------	-------------

HSCC 70s Roadsports Championship Race

LAP ANALYSIS

(contd.)

24	Charles BARTER	Datsun 240 Z
1 -	5:20.598	6 - 1:43.972
2 -	1:51.621	7 - 1:44.196
3 -	1:43.905	8 - 1:41.577
4 -	1:41.658	9 - 1:43.741
5 -	1:41.123	10 - 1:41.775
25	Will FINN	Alfa Romeo GTV 2000
1 -	5:18.834	6 - 1:56.083
2 -	2:28.862	7 - 1:54.501
3 -	2:06.403	8 - 1:56.007
4 -	1:57.889	9 - 1:55.427
5 -	1:57.221	
26	Paul STAFFORD	Datsun 240 Z
1 -	5:34.813	6 - 1:56.716
2 -	2:27.646	7 - 1:58.911
3 -	2:18.699	8 - 1:54.240
4 -	1:56.942	
5 -	1:52.492	
27	Matthew BANNISTER	Datsun 240 Z
1 -	5:19.790	6 - 1:47.347
2 -	1:56.959	7 - 2:03.237
3 -	1:49.387	8 - 1:50.438
4 -	1:49.990	9 - 1:53.772
5 -	1:49.150	
29	Philip BRIGGS	Porsche 928
1 -	5:42.934	6 - 2:00.212
2 -	2:15.387	7 - 2:03.507
3 -	2:06.345	8 - 2:06.000
4 -	2:05.578	
5 -	2:08.119	
31	Mark BENNETT	MGB GT V8
1 -	5:30.203	6 - 2:11.801
2 -	2:14.518	7 - 1:49.831
3 -	1:52.288	8 - 1:49.350
4 -	1:49.000	9 - 1:49.128
5 -	1:48.151	
33	Clive FOSKETT	Datsun 240Z
1 -	5:27.600	6 - 1:53.641
2 -	2:18.108	7 - 1:55.600
3 -	1:55.527	8 - 1:53.142
4 -	1:54.103	9 - 1:52.247
5 -	1:53.087	

Weather/Track - Cloudy/Dry

These results are provisional until the conclusion of any judicial and technical matters.

Silverstone Inter

Circuit Length = 2.2490 miles.

Start: 08:30 End: 08:45

Clerk of Course:	Stewards:	Timekeeper:
------------------	-----------	-------------

HSCC 70s Roadsports Championship Race

LAP ANALYSIS

(contd.)

34	Sarah HUTCHISON	Lancia Beta
1 -	5:18.308	6 - 1:59.051
2 -	2:11.852	7 - 1:56.999
3 -	2:03.288	8 - 2:00.342
4 -	2:02.977	9 - 1:56.613
5 -	2:00.975	
36	Geoff PARKINSON	TVR 3000M
1 -	5:29.573	6 - 1:50.297
2 -	2:18.343	7 - 1:49.691
3 -	1:58.588	8 - 1:48.096
4 -	1:51.727	9 - 1:48.199
5 -	1:49.234	
37	Ken DAVIES	Porsche 911E
1 -	5:36.540	6 - 1:50.851
2 -	2:18.663	7 - 1:52.246
3 -	1:59.798	8 - 1:51.858
4 -	1:51.770	9 - 1:53.131
5 -	1:50.984	
39	Jonathan HARTOP	SUI Alfa Romeo 2000GTV
1 -	8:25.540P	6 - 1:56.664
2 -	2:22.141	7 - 1:57.696
3 -	1:58.358	
4 -	1:56.713	
5 -	1:58.884	
42	Ross BRAITHWAITE	GBR Lotus Europa
1 -	5:32.910	6 - 1:50.317
2 -	2:20.177	7 - 1:50.548
3 -	1:58.065	8 - 1:50.424
4 -	1:51.282	9 - 1:49.546
5 -	1:49.619	
43	Bill BRAITHWAITE	Lotus Europa
1 -	5:27.143	6 - 1:57.199
2 -	2:17.272	7 - 1:51.256
3 -	1:54.410	8 - 1:47.915
4 -	1:50.476	9 - 1:50.131
5 -	1:50.221	
48	Guy HARTNELL	Lancia Fulvia HF
1 -	5:53.076	6 - 1:58.926
2 -	2:11.934	7 - 1:57.218
3 -	2:05.996	8 - 2:02.575
4 -	2:00.389	
5 -	2:02.353	

Weather/Track - Cloudy/Dry

These results are provisional until the conclusion of any judicial and technical matters.

Silverstone Inter
Circuit Length = 2.2490 miles.
Start: 08:30 End: 08:45

Clerk of Course:	Stewards:	Timekeeper:
------------------	-----------	-------------

HSCC 70s Roadsports Championship Race

LAP ANALYSIS

(contd.)

54	Chris HOLLAND	Lotus 7 S4
1 -	5:03.817	6 - 1:49.830
2 -	1:54.067	7 - 1:46.029
3 -	1:50.081	8 - 1:45.656
4 -	1:48.932	9 - 1:45.696
5 -	1:45.206	10 - 1:45.435
55	Jason KENNEDY	Lancia Beta Coupe
1 -	5:05.816	6 - 1:55.923
2 -	1:58.466	7 - 1:54.316
3 -	1:55.938	8 - 1:54.847
4 -	1:54.525	9 - 1:54.104
5 -	1:54.389	
57	Mark OLDFIELD	Alfa Romeo Alfetta GTV
1 -	5:24.585	6 - 1:55.887
2 -	2:25.913	7 - 1:55.232
3 -	2:14.426	8 - 1:56.118
4 -	2:03.550	
5 -	1:57.967	
60	David MARSHALL	Lancia Beta Monte Carlo
1 -	5:19.516	6 - 2:03.261
2 -	2:30.413	7 - 2:04.277
3 -	2:13.313	8 - 2:06.050
4 -	2:06.068	
5 -	2:02.969	
62	James CALVERT	VW Porsche 914/4
1 -	5:19.345	6 - 1:50.259
2 -	2:11.332	7 - 1:51.139
3 -	1:53.141	8 - 1:50.996
4 -	1:52.281	9 - 1:50.734
5 -	1:53.974	
68	Chris OVERTON	Lotus Seven S4
1 -	5:20.852	6 - 1:49.611
2 -	2:06.981	7 - 1:52.729
3 -	1:50.802	
4 -	2:23.138P	
5 -	5:11.793	
69	Andy SHEPHERD	Lotus Seven Seies2
1 -	5:20.116	6 - 1:45.709
2 -	1:50.911	7 - 1:44.165
3 -	1:46.837	8 - 1:42.014
4 -	1:43.084	9 - 1:42.729
5 -	1:41.445	

Weather/Track - Cloudy/Dry

These results are provisional until the conclusion of any judicial and technical matters.

Silverstone Inter
Circuit Length = 2.2490 miles.
Start: 08:30 End: 08:45

Clerk of Course:	Stewards:	Timekeeper:
------------------	-----------	-------------

HSCC 70s Roadsports Championship Race

LAP ANALYSIS

(contd.)

77	Andrew SHARP		Porsche 928
1 - 5:21.309	6 - 1:49.731		
2 - 2:08.648	7 - 1:48.883		
3 - 1:51.291	8 - 1:48.935		
4 - 1:49.080	9 - 1:51.915		
5 - 1:49.211			
96	Michael SMITH	GBR	Ford Capri
1 - 5:40.507	6 - 1:55.477		
2 - 2:22.329	7 - 2:01.775		
3 - 2:11.458	8 - 1:58.726		
4 - 1:58.876			
5 - 2:10.145			

Weather/Track - Cloudy/Dry

These results are provisional until the conclusion of any judicial and technical matters.

Silverstone Inter
 Circuit Length = 2.2490 miles.
 Start: 08:30 End: 08:45

Clerk of Course:	Stewards:	Timekeeper:
------------------	-----------	-------------

VSCC The Bill Phillips Trophy Race QUALIFYING - Race 2

POS	NO	CL	NAME	NAT	ENTRY	TIME	LAPS	GAP	MPH
1	64		David FREEMAN		Aston Martin Speed Model	1:55.817	9		69.90
2	27		Pete CANDY		Riley Falcon spl 'THE RAT'	1:56.616	9	0.799	69.42
3	29		William MAHANY		HRG Le Mans Model	1:59.104	9	3.287	67.97
4	22		Chris CHILCOTT		Frazer Nash Fast Tourer	1:59.334	9	3.517	67.84
5	23		Roy SPIERS		Alvis Speed 25 2str	2:00.423	8	4.606	67.23
6	28		Brian MAILE		Alvis 4.3 Sports	2:00.754	8	4.937	67.04
7	33		Brian COOK		Bentley Sid Lawrence Special	2:03.427	8	7.610	65.59
8	42		John DUTTON		MG K2	2:08.608	8	12.791	62.95
9	68		S MANN		Bentley 4.5 Le Mans VDP	2:10.089	8	14.272	62.23
10	39		Graham GOODE		SS 100	2:10.714	4	14.897	61.94
11	48		Peter FENICHEL		MG K Magnette	2:13.701	8	17.884	60.55
12	47		Colin ALDERMAN		MG K3	2:14.300	8	18.483	60.28
13	46		John CLARKE		Morgan 4/4 Le Mans	2:15.243	8	19.426	59.86
14	49		Mike GILBERT		Riley 12/4	2:24.290	7	28.473	56.11
15	67		Mike PRESTON		Bugatti Type 50 Le Mans	2:31.359	4	35.542	53.49

Weather/Track - Cloudy/Dry

These results are provisional until the conclusion of any judicial and technical matters.

Silverstone Inter


Circuit Length = 2.2490 miles.

Start: 08:53 End: 09:08

Clerk of Course:	Stewards:	Timekeeper:
------------------	-----------	-------------

VSCC The Bill Phillips Trophy Race

GRID - Race 2

ROW 8	2:31.359 67 PRESTON	
ROW 7	2:15.243 46 CLARKE	2:24.290 49 GILBERT
ROW 6	2:13.701 48 FENICHEL	2:14.300 47 ALDERMAN
ROW 5	2:10.089 68 MANN	2:10.714 39 GOODE
ROW 4	2:03.427 33 COOK	2:08.608 42 DUTTON
ROW 3	2:00.423 23 SPIERS	2:00.754 28 MAILE
ROW 2	1:59.104 29 MAHANY	1:59.334 22 CHILCOTT
ROW 1	1:55.817 64 FREEMAN	1:56.616 27 CANDY
	POLE	
		

Weather/Track - Cloudy/Dry

These results are provisional until the conclusion of any judicial and technical matters.

Silverstone Inter
Circuit Length = 2.2490 miles.
Start: 08:53 End: 09:08

Clerk of Course:	Stewards:	Timekeeper:
------------------	-----------	-------------

VSCC The Bill Phillips Trophy Race LAP ANALYSIS

22	Chris CHILCOTT	Frazer Nash Fast Tourer
1 -	5:58.863	6 - 2:00.516
2 -	2:05.081	7 - 2:00.470
3 -	2:03.336	8 - 1:59.980
4 -	2:01.467	9 - 1:59.334
5 -	2:02.949	
23	Roy SPIERS	Alvis Speed 25 2str
1 -	6:10.372	6 - 2:00.423
2 -	2:18.412	7 - 2:01.759
3 -	2:05.135	8 - 2:02.796
4 -	2:04.575	
5 -	2:03.164	
27	Pete CANDY	Riley Falcon spl 'THE RAT'
1 -	5:54.726	6 - 1:56.616
2 -	2:04.497	7 - 1:57.359
3 -	1:58.922	8 - 1:57.624
4 -	1:58.364	9 - 2:00.646
5 -	1:56.687	
28	Brian MAILE	Alvis 4.3 Sports
1 -	6:11.735	6 - 2:02.004
2 -	2:19.085	7 - 2:01.353
3 -	2:07.670	8 - 2:00.754
4 -	2:03.881	
5 -	2:02.759	
29	William MAHANY	HRG Le Mans Model
1 -	5:59.723	6 - 2:00.398
2 -	2:04.738	7 - 2:01.071
3 -	1:59.304	8 - 2:00.621
4 -	1:59.919	9 - 2:01.089
5 -	1:59.104	
33	Brian COOK	Bentley Sid Lawrence Special
1 -	6:07.700	6 - 2:09.164
2 -	2:23.953	7 - 2:03.427
3 -	2:10.584	8 - 2:03.953
4 -	2:08.608	
5 -	2:04.439	
39	Graham GOODE	SS 100
1 -	6:06.451	
2 -	2:24.892	
3 -	2:10.714	
4 -	2:25.190P	

Weather/Track - Cloudy/Dry

These results are provisional until the conclusion of any judicial and technical matters.

Silverstone Inter
Circuit Length = 2.2490 miles.
Start: 08:53 End: 09:08

Clerk of Course:	Stewards:	Timekeeper:
------------------	-----------	-------------

VSCC The Bill Phillips Trophy Race

LAP ANALYSIS

(contd.)

42	John DUTTON	MG K2
1 -	6:12.763	6 - 2:09.532
2 -	2:24.295	7 - 2:08.688
3 -	2:08.608	8 - 2:08.751
4 -	2:09.071	
5 -	2:11.159	
46	John CLARKE	Morgan 4/4 Le Mans
1 -	6:02.516	6 - 2:15.813
2 -	2:27.636	7 - 2:15.775
3 -	2:18.767	8 - 2:15.243
4 -	2:17.178	
5 -	2:17.818	
47	Colin ALDERMAN	MG K3
1 -	6:12.593	6 - 2:18.162
2 -	2:28.674	7 - 2:18.785
3 -	2:16.389	8 - 2:14.300
4 -	2:18.071	
5 -	2:21.711	
48	Peter FENICHEL	MG K Magnette
1 -	6:12.234	6 - 2:14.815
2 -	2:24.904	7 - 2:16.324
3 -	2:14.294	8 - 2:13.701
4 -	2:32.775	
5 -	2:16.208	
49	Mike GILBERT	Riley 12/4
1 -	6:05.812	6 - 2:25.215
2 -	2:40.256	7 - 2:24.290
3 -	2:31.601	
4 -	2:29.693	
5 -	2:27.196	
64	David FREEMAN	Aston Martin Speed Model
1 -	6:11.865	6 - 1:55.817
2 -	2:20.880	7 - 1:57.889
3 -	2:06.257	8 - 1:59.135
4 -	2:01.548	9 - 1:59.086
5 -	1:58.264	
67	Mike PRESTON	Bugatti Type 50 Le Mans
1 -	6:14.589	
2 -	2:31.359	
3 -	3:20.047P	
4 -	9:57.453	

Weather/Track - Cloudy/Dry

These results are provisional until the conclusion of any judicial and technical matters.

Silverstone Inter
Circuit Length = 2.2490 miles.
Start: 08:53 End: 09:08

Clerk of Course:	Stewards:	Timekeeper:
------------------	-----------	-------------

VSCC The Bill Phillips Trophy Race LAP ANALYSIS

(contd.)

68	S MANN	Bentley 4.5 Le Mans VDP
1 - 5:58.474	6 - 2:11.795	
2 - 2:18.736	7 - 2:10.089	
3 - 2:12.425	8 - 2:10.960	
4 - 2:11.998		
5 - 2:11.167		

Weather/Track - Cloudy/Dry

These results are provisional until the conclusion of any judicial and technical matters.

Silverstone Inter
Circuit Length = 2.2490 miles.
Start: 08:53 End: 09:08

Clerk of Course:	Stewards:	Timekeeper:
------------------	-----------	-------------

HSCC Classic Formula 3 Race LAP ANALYSIS

1	Paul SMITH	Reynard SF79
1 -	1:13.211	6 - 1:30.801
2 -	1:38.132	7 - 1:29.391
3 -	1:32.592	8 - 1:31.048
4 -	1:31.315	9 - 1:32.465
5 -	1:31.010	10 - 1:51.118P
3	John WATSON	March 803
1 -	1:33.017	6 - 1:34.274
2 -	1:49.046	7 - 1:33.363
3 -	1:41.713	8 - 1:31.514
4 -	1:37.503	9 - 1:32.328
5 -	1:34.730	10 - 1:31.023
4	Paul CAMPFIELD	March 803
1 -	1:47.302	6 - 1:34.457
2 -	1:48.146	7 - 1:35.173
3 -	1:37.501	8 - 1:34.958
4 -	1:35.787	9 - 1:34.453
5 -	1:36.531	10 - 1:34.684
6	Martyn PORTER	Chevron B43
1 -	1:14.952	6 - 1:34.023
2 -	1:39.327	7 - 1:32.176
3 -	1:45.232	8 - 1:32.529
4 -	1:33.482	9 - 1:55.431P
5 -	1:33.190	10 - 2:46.040
14	Iain ROWLEY	March 793
1 -	1:12.181	6 - 1:29.405
2 -	1:37.635	7 - 1:29.504
3 -	1:30.695	8 - 1:57.245P
4 -	1:30.185	9 - 5:00.215
5 -	1:29.481	
17	Keith WHITE	Ralt RT1
1 -	1:24.829	6 - 1:30.831
2 -	1:43.182	7 - 1:30.187
3 -	1:38.316	8 - 1:28.998
4 -	1:30.817	9 - 1:32.799
5 -	1:30.663	10 - 1:36.852
11 -	1:39.424	
18	Bob JORDAN	March 793
1 -	1:50.911	6 - 3:31.034
2 -	1:59.655	7 - 1:41.497
3 -	1:48.255	8 - 1:40.309
4 -	2:33.053	
5 -	1:58.308P	

HSCC Classic Formula 3 Race

QUALIFYING - Race 3 - Amended

POS	NO	CL	NAME	NAT	ENTRY	TIME	LAPS	GAP	MPH
1	58	20	Steve MAXTED		Argo JM6	1:28.485	11		91.50
2	47	20	Ian SMITH		Argo JM6	1:28.851	9	0.366	91.12
3	17	20	Keith WHITE		Ralt RT1	1:28.998	11	0.513	90.97
4	77	20	Richard TROTT		Ralt RT1	1:29.194	11	0.709	90.77
5	1	Inv	Paul SMITH		Reynard SF79	1:29.391	10	0.906	90.57
6	14	20	Iain ROWLEY		March 793	1:29.405	9	0.920	90.55
7	50	20	Julian BALDWIN		March 783	1:30.809	11	2.324	89.15
8	84	Inv	Nicholas PEARCE		Delta T78/79	1:30.932	10	2.447	89.03
9	3	20	John WATSON		March 803	1:31.023	10	2.538	88.94
10	82	20	John BRADSHAW		Argo JM1	1:31.890	6	3.405	88.11
11	90	20	Alan PARKER		Chevron B38	1:32.034	8	3.549	87.97
12	92	20	Ian JACOBS		Martini Mk31	1:32.055	8	3.570	87.95
13	46	20	Alan GOODMAN		March 793	1:32.069	7	3.584	87.93
14	6	20	Martyn PORTER		Chevron B43	1:32.176	10	3.691	87.83
15	43	Inv	Jan LANGDON		Reynard SF78	1:33.191	11	4.706	86.88
16	53	Inv	Roger PRICE		Delta T79	1:33.539	11	5.054	86.55
17	4	20	Paul CAMPFIELD		March 803	1:34.453	10	5.968	85.71
18	79	Inv	Warren MOYE		Delta T79	1:34.511	10	6.026	85.66
19	42	20	Tom THORNTON		March 743	1:35.579	10	7.094	84.70
20	34	Inv	Dale SPRUCE		Reynard 795F	1:36.685	10	8.200	83.74
21	57	16	Chris LEVY		March 713M	1:36.817	10	8.332	83.62
22	56	20	David SMITHIES		March 793	1:38.517	9	10.032	82.18
23	64	Inv	Janet SHERRY		Royale RP27	1:39.356	10	10.871	81.48
24	18	20	Bob JORDAN		March 793	1:40.309	8	11.824	80.71
25	96	16	Gareth WALTERS		Mallock MkIIB	1:54.083	9	25.598	70.96

Weather/Track - Cloudy/Dry

These results are provisional until the conclusion of any judicial and technical matters.

Silverstone Inter

Circuit Length = 2.2490 miles.

Start: 09:14 End: 09:29

Clerk of Course:	Stewards:	Timekeeper:
------------------	-----------	-------------

HSCC Classic Formula 3 Race

GRID - Race 3 - Amended

ROW 13			1:54.083	96	WALTERS		
ROW 12	1:40.309	18	JORDAN	1:39.356	64	SHERRY	
ROW 11		1:38.517	56	SMITHIES	1:36.817	57	LEVY
ROW 10	1:36.685	34	SPRUCE	1:35.579	42	THORNTON	
ROW 9		1:34.511	79	MOYE	1:34.453	4	CAMPFIELD
ROW 8	1:33.539	53	PRICE	1:33.191	43	LANGDON	
ROW 7		1:32.176	6	PORTER	1:32.069	46	GOODMAN
ROW 6	1:32.055	92	JACOBS	1:32.034	90	PARKER	
ROW 5		1:31.890	82	BRADSHAW	1:31.023	3	WATSON
ROW 4	1:30.932	84	PEARCE	1:30.809	50	BALDWIN	
ROW 3		1:29.405	14	ROWLEY	1:29.391	1	SMITH
ROW 2	1:29.194	77	TROTT	1:28.998	17	WHITE	
ROW 1		1:28.851	47	SMITH	1:28.485	58	MAXTED
							POLE

Weather/Track - Cloudy/Dry
 These results are provisional until the conclusion of any judicial and technical matters.

Silverstone Inter
 Circuit Length = 2.2490 miles.
 Start: 09:14 End: 09:29

Clerk of Course:	Stewards:	Timekeeper:
------------------	-----------	-------------

HSCC Classic Formula 3 Race

LAP ANALYSIS

(contd.)

34	Dale SPRUCE	Reynard 795F	
1 -	20.102	6 - 1:36.685	
2 -	1:47.154	7 - 1:37.047	
3 -	1:39.437	8 - 1:37.313	
4 -	1:38.836	9 - 1:49.385	
5 -	1:38.823	10 - 1:37.924	
42	Tom THORNTON	March 743	
1 -	1:39.742	6 - 1:36.251	
2 -	1:50.918	7 - 1:35.579	
3 -	1:39.125	8 - 1:40.339	
4 -	1:37.677	9 - 1:38.244	
5 -	1:40.893	10 - 1:46.446	
43	Jan LANGDON	Reynard SF78	
1 -	1:23.687	6 - 1:34.805	11 - 1:33.810
2 -	1:43.489	7 - 1:33.191	
3 -	1:39.281	8 - 1:33.896	
4 -	1:35.028	9 - 1:34.434	
5 -	1:34.139	10 - 1:34.784	
46	Alan GOODMAN	March 793	
1 -	1:22.703	6 - 1:32.746	
2 -	1:41.276	7 - 1:32.069	
3 -	1:38.533		
4 -	1:34.449		
5 -	1:32.530		
47	Ian SMITH	Argo JM6	
1 -	1:18.878	6 - 1:29.146	
2 -	1:37.365	7 - 1:28.851	
3 -	1:40.199	8 - 1:29.514	
4 -	1:31.665	9 - 1:50.745P	
5 -	1:30.384		
50	Julian BALDWIN	March 783	
1 -	1:12.851	6 - 1:33.615	11 - 1:32.499
2 -	1:38.425	7 - 1:33.683	
3 -	1:32.273	8 - 1:30.809	
4 -	1:31.429	9 - 1:36.259	
5 -	1:31.524	10 - 1:35.568	
53	Roger PRICE	Delta T79	
1 -	1:16.268	6 - 1:34.830	11 - 1:34.122
2 -	1:40.015	7 - 1:33.539	
3 -	1:45.879	8 - 1:33.930	
4 -	1:37.944	9 - 1:34.602	
5 -	1:34.325	10 - 1:34.168	

HSCC Classic Formula 3 Race

LAP ANALYSIS

(contd.)

56	David SMITHIES	March 793
1 -	1:44.166	6 - 1:38.517
2 -	1:48.492	7 - 1:38.629
3 -	1:41.803	8 - 2:02.542P
4 -	1:39.410	9 - 3:31.546P
5 -	1:42.266	
57	Chris LEVY	March 713M
1 -	1:45.130	6 - 1:37.472
2 -	1:50.055	7 - 1:36.817
3 -	1:41.252	8 - 1:40.268
4 -	1:40.231	9 - 1:40.497
5 -	1:38.881	10 - 1:38.928
58	Steve MAXTED	Argo JM6
1 -	1:17.293	6 - 1:29.361 11 - 1:29.935
2 -	1:37.119	7 - 1:28.485
3 -	1:31.082	8 - 1:29.438
4 -	1:30.633	9 - 1:32.031
5 -	1:30.385	10 - 1:33.237
64	Janet SHERRY	Royale RP27
1 -	1:40.896	6 - 1:40.225
2 -	1:54.322	7 - 1:40.123
3 -	1:44.783	8 - 1:41.440
4 -	1:42.558	9 - 1:40.716
5 -	1:40.601	10 - 1:39.356
77	Richard TROTT	Ralt RT1
1 -	1:20.926	6 - 1:29.194 11 - 1:31.807
2 -	1:36.868	7 - 1:30.412
3 -	1:32.366	8 - 1:29.640
4 -	1:29.984	9 - 1:36.817
5 -	1:33.545	10 - 1:36.195
79	Warren MOYE	Delta T79
1 -	1:24.695	6 - 1:35.391
2 -	1:43.264	7 - 1:34.690
3 -	1:39.329	8 - 1:35.479
4 -	1:35.265	9 - 1:35.780
5 -	1:34.511	10 - 1:35.479
82	John BRADSHAW	Argo JM1
1 -	1:42.173	6 - 1:48.566P
2 -	1:46.940	
3 -	1:34.550	
4 -	1:33.761	
5 -	1:31.890	

HSCC Classic Formula 3 Race LAP ANALYSIS

(contd.)

84	Nicholas PEARCE	Delta T78/79
1 - 2:52.209	6 - 1:30.932	
2 - 1:32.646	7 - 1:31.051	
3 - 1:31.968	8 - 1:35.175	
4 - 1:31.613	9 - 1:33.309	
5 - 1:31.191	10 - 1:33.293	
90	Alan PARKER	Chevron B38
1 - 1:34.688	6 - 1:47.155P	
2 - 1:44.920	7 - 4:07.738	
3 - 1:34.713	8 - 1:54.384P	
4 - 1:32.756		
5 - 1:32.034		
92	Ian JACOBS	Martini Mk31
1 - 1:59.010	6 - 1:32.055	
2 - 1:41.884	7 - 1:32.443	
3 - 1:38.030	8 - 1:33.460	
4 - 1:35.705		
5 - 1:34.440		
96	Gareth WALTERS	Mallock MkIIB
1 - 1:39.160	6 - 1:54.083	
2 - 2:13.692	7 - 1:54.937	
3 - 1:58.487	8 - 1:58.584	
4 - 1:57.676	9 - 1:55.428	
5 - 1:54.738		

HSCC Historic Roadsports race

QUALIFYING - Race 4

POS	NO	CL	NAME	NAT	ENTRY	TIME	LAPS	GAP	MPH
1	18	A	Laurence BAILEY		TVR Griffith	1:41.536	10		79.73
2	11	Inv	Graeme DODD	GBR	Jaguar XK120	1:42.954	10	1.418	78.64
3	10	D	Robert BARRIE		Porsche 911S	1:44.886	9	3.350	77.19
4	45	C	Barry ASHWORTH	GBR	Lotus Elan	1:44.976	9	3.440	77.12
5	3	A	Martin EDRIDGE		Ford Mustang	1:46.449	9	4.913	76.05
6	15	B	Mike EAGLES		Milano GT Mk1	1:46.513	9	4.977	76.01
7	22	C	John FITZGERALD		Lotus Elan S4	1:46.528	9	4.992	76.00
8	64	E	James BILDERBECK		Turner Climax MkII	1:46.797	8	5.261	75.81
9	12	A	Allan JONES		Jaguar E type S1	1:47.719	9	6.183	75.16
10	76	A	Tony HOWARD		Morgan +8	1:47.850	9	6.314	75.07
11	55	A	Hugo DIXON		Chevrolet Camero	1:48.314	9	6.778	74.74
12	63	B	Colin SHARP		Triumph TR4a	1:48.344	9	6.808	74.72
13	72	E	Jim GATHERCOLE	GBR	MG Midget	1:48.612	9	7.076	74.54
14	1	E	Dick COFFEY	GBR	Turner Mk1	1:48.627	9	7.091	74.53
15	32	E	Patrick WARD-BOOTH		Ginetta G4	1:50.255	9	8.719	73.43
16	20	B	Rory BELL		Triumph TR5	1:51.191	9	9.655	72.81
17	47	Inv	Patrick FENN		MGB	1:51.206	9	9.670	72.80
18	28	D	Nobu ASAI		Porsche 911T	1:51.236	9	9.700	72.78
19	50	D	Michael MASTERS		Porsche 911	1:51.424	9	9.888	72.66
20	31	B	James OWEN		Triumph TR5	1:52.720	9	11.184	71.82
21	38	Inv	Kevin ZWOLINSKI	GBR	Jaguar XK140	1:53.217	9	11.681	71.51
22	96	Inv	Nigel BARNETT	GBR	Ford Capri	1:54.156	9	12.620	70.92
23	35	B	Holly MASON	GBR	AC Ace	1:54.279	9	12.743	70.84
24	24	Inv	Trevor GROOM		Jaguar XK140	1:54.465	8	12.929	70.73
25	39	D	Rollo BEALE		Alfa Romeo Giulia Spider	1:55.371	9	13.835	70.17
26	77	A	Louise KENNEDY		TVR Griffith	1:55.415	9	13.879	70.15
27	36	Inv	Nicholas WILKINS	GBR	Jaguar XK120	1:56.824	9	15.288	69.30
28	14	D	Ian CONWAY		Lancia Fulvia	1:56.917	9	15.381	69.24
29	78	B	Jonathon RUSHTON	GBR	Morgan +4	1:58.641	8	17.105	68.24
30	66	D	Mark HOBLE		Lancia Flavia Zagato	1:59.654	5	18.118	67.66
31	98	Inv	Bob TROTTER		Ford Escort RS	1:59.882	9	18.346	67.53
32	19	A	Adam SIMMONDS		Ford Mustang	2:00.376	8	18.840	67.25
33	21	D	Rebecca RUFF		Porsche 911	2:02.314	8	20.778	66.19
34	51	E	Mark WILSON		Ginetta G15	2:02.913	7	21.377	65.87
35	37	D	Mervyn SELWYN		Porsche 911	2:04.166	8	22.630	65.20
36	34	C	James CAMPBELL		TVR Vixen S2	2:08.526	8	26.990	62.99
37	81	Inv	Kate ARTHURS		Austin Healy 100M	2:19.282	7	37.746	58.13

Silverstone Inter
Circuit Length = 2.2490 miles.
Start: 09:39 End: 09:54

Weather/Track - Cloudy/Dry

These results are provisional until the conclusion of any judicial and technical matters.


Clerk of Course:	Stewards:	Timekeeper:
------------------	-----------	-------------

HSCC Historic Roadsports race

GRID - Race 4

ROW 19	2:19.282	81	ARTHURS	
ROW 18	2:04.166	37	SELWYN	2:08.526
ROW 17	2:02.314	21	RUFF	2:02.913
ROW 16	1:59.882	98	TROTTER	2:00.376
ROW 15	1:58.641	78	RUSHTON	1:59.654
ROW 14	1:56.824	36	WILKINS	1:56.917
ROW 13	1:55.371	39	BEALE	1:55.415
ROW 12	1:54.279	35	MASON	1:54.465
ROW 11	1:53.217	38	ZWOLINSKI	1:54.156
ROW 10	1:51.424	50	MASTERS	1:52.720
ROW 9	1:51.206	47	FENN	1:51.236
ROW 8	1:50.255	32	WARD-BOOTH	1:51.191
ROW 7	1:48.612	72	GATHERCOLE	1:48.627
ROW 6	1:48.314	55	DIXON	1:48.344
ROW 5	1:47.719	12	JONES	1:47.850
ROW 4	1:46.528	22	FITZGERALD	1:46.797
ROW 3	1:46.449	3	EDRIDGE	1:46.513
ROW 2	1:44.886	10	BARRIE	1:44.976
ROW 1	1:41.536	18	BAILEY	1:42.954

POLE



Weather/Track - Cloudy/Dry

These results are provisional until the conclusion of any judicial and technical matters.

Silverstone Inter

Circuit Length = 2.2490 miles.

Start: 09:39 End: 09:54

Clerk of Course:

Stewards:

Timekeeper:

HSCC Historic Roadsports race LAP ANALYSIS

1	Dick COFFEY	GBR	Turner Mk1
1 -	8:46.323	6 -	1:48.627
2 -	1:59.979	7 -	1:49.607
3 -	1:49.990	8 -	1:49.732
4 -	1:49.640	9 -	1:49.962
5 -	1:51.914		
3	Martin EDRIDGE		Ford Mustang
1 -	8:46.797	6 -	1:46.449
2 -	1:59.620	7 -	1:48.008
3 -	1:49.983	8 -	1:48.230
4 -	1:46.763	9 -	2:21.732P
5 -	1:46.984		
10	Robert BARRIE		Porsche 911S
1 -	9:12.434	6 -	1:45.161
2 -	1:57.851	7 -	1:45.932
3 -	1:48.140	8 -	1:48.043
4 -	1:46.239	9 -	1:46.207
5 -	1:44.886		
11	Graeme DODD	GBR	Jaguar XK120
1 -	8:53.321	6 -	1:44.490
2 -	1:49.049	7 -	1:49.174
3 -	1:44.125	8 -	1:46.889
4 -	1:42.954	9 -	1:46.190
5 -	1:43.846	10 -	1:44.242
12	Allan JONES		Jaguar E type S1
1 -	9:02.545	6 -	1:50.177
2 -	2:08.550	7 -	1:50.181
3 -	1:50.565	8 -	1:47.753
4 -	2:00.640	9 -	1:48.292
5 -	1:47.719		
14	Ian CONWAY		Lancia Fulvia
1 -	8:47.861	6 -	1:59.247
2 -	2:07.880	7 -	1:58.573
3 -	2:04.120	8 -	1:56.917
4 -	2:02.118	9 -	1:56.971
5 -	2:00.748		
15	Mike EAGLES		Milano GT Mk1
1 -	8:47.787	6 -	1:46.564
2 -	2:02.155	7 -	1:59.988
3 -	1:49.992	8 -	1:51.065
4 -	1:48.104	9 -	1:48.116
5 -	1:46.513		

HSCC Historic Roadsports race

LAP ANALYSIS

(contd.)

18	Laurence BAILEY	TVR Griffith
1 -	8:43.026	6 - 1:42.066
2 -	1:54.989	7 - 1:43.908
3 -	1:44.460	8 - 1:43.618
4 -	1:42.478	9 - 1:44.070
5 -	1:41.536	10 - 1:43.257
19	Adam SIMMONDS	Ford Mustang
1 -	8:55.869	6 - 2:01.031
2 -	2:11.309	7 - 2:02.635
3 -	2:07.249	8 - 2:02.208
4 -	2:02.951	
5 -	2:00.376	
20	Rory BELL	Triumph TR5
1 -	8:45.730	6 - 1:53.117
2 -	2:03.570	7 - 1:55.979
3 -	1:54.274	8 - 1:51.191
4 -	1:51.723	9 - 1:52.595
5 -	1:51.667	
21	Rebecca RUFF	Porsche 911
1 -	9:14.100	6 - 2:02.314
2 -	2:15.473	7 - 2:06.595
3 -	2:04.356	8 - 2:02.928
4 -	2:05.092	
5 -	2:06.091	
22	John FITZGERALD	Lotus Elan S4
1 -	8:40.370	6 - 1:47.296
2 -	1:53.186	7 - 1:49.220
3 -	1:46.528	8 - 1:46.648
4 -	1:47.001	9 - 1:49.852
5 -	1:47.648	
24	Trevor GROOM	Jaguar XK140
1 -	8:53.467	6 - 1:55.209
2 -	2:09.802	7 - 1:54.822
3 -	1:54.465	8 - 2:13.862P
4 -	2:04.492	
5 -	1:57.176	
28	Nobu ASAI	Porsche 911T
1 -	9:14.215	6 - 1:52.567
2 -	1:59.726	7 - 1:52.488
3 -	1:54.817	8 - 1:51.236
4 -	1:53.943	9 - 1:51.819
5 -	1:53.439	

HSCC Historic Roadsports race

LAP ANALYSIS

(contd.)

31	James OWEN		Triumph TR5
	1 - 9:00.529	6 - 2:16.603	
	2 - 2:13.427	7 - 1:53.429	
	3 - 2:00.313	8 - 1:52.975	
	4 - 1:54.473	9 - 1:52.720	
	5 - 1:53.671		
32	Patrick WARD-BOOTH		Ginetta G4
	1 - 9:01.344	6 - 1:53.307	
	2 - 2:10.810	7 - 1:50.255	
	3 - 1:54.164	8 - 1:53.701	
	4 - 1:51.266	9 - 1:54.274	
	5 - 1:51.430		
34	James CAMPBELL		TVR Vixen S2
	1 - 8:52.635	6 - 2:09.149	
	2 - 2:12.037	7 - 2:08.526	
	3 - 2:10.650	8 - 2:12.574	
	4 - 2:10.738		
	5 - 2:09.643		
35	Holly MASON	GBR	AC Ace
	1 - 9:03.791	6 - 1:57.591	
	2 - 2:10.963	7 - 1:56.440	
	3 - 2:05.162	8 - 1:55.120	
	4 - 2:11.400	9 - 1:54.279	
	5 - 1:57.029		
36	Nicholas WILKINS	GBR	Jaguar XK120
	1 - 8:44.669	6 - 2:00.163	
	2 - 2:04.267	7 - 2:02.890	
	3 - 1:58.025	8 - 1:58.996	
	4 - 1:58.151	9 - 2:00.055	
	5 - 1:56.824		
37	Mervyn SELWYN		Porsche 911
	1 - 9:15.959	6 - 2:04.166	
	2 - 2:14.750	7 - 2:05.308	
	3 - 2:05.880	8 - 2:06.170	
	4 - 2:04.702		
	5 - 2:05.480		
38	Kevin ZWOLINSKI	GBR	Jaguar XK140
	1 - 8:53.004	6 - 1:53.736	
	2 - 2:06.845	7 - 1:54.479	
	3 - 1:56.085	8 - 1:55.337	
	4 - 1:53.217	9 - 1:55.046	
	5 - 1:53.254		

HSCC Historic Roadsports race LAP ANALYSIS

(contd.)

39	Rollo BEALE	Alfa Romeo Giulia Spider
1 -	8:59.757	6 - 1:56.831
2 -	2:17.387	7 - 1:58.301
3 -	1:57.999	8 - 1:57.984
4 -	1:55.876	9 - 1:56.733
5 -	1:55.371	
45	Barry ASHWORTH	GBR Lotus Elan
1 -	9:19.611	6 - 1:46.760
2 -	2:08.228	7 - 1:53.300
3 -	1:50.472	8 - 1:46.054
4 -	1:49.637	9 - 1:44.976
5 -	1:46.681	
47	Patrick FENN	MGB
1 -	9:14.905	6 - 1:55.409
2 -	2:08.351	7 - 1:51.206
3 -	1:57.998	8 - 1:51.611
4 -	2:05.302	9 - 1:51.838
5 -	1:56.010	
50	Michael MASTERS	Porsche 911
1 -	9:09.761	6 - 1:52.825
2 -	2:07.847	7 - 1:54.106
3 -	2:00.576	8 - 1:51.424
4 -	1:59.249	9 - 1:52.173
5 -	1:52.860	
51	Mark WILSON	Ginetta G15
1 -	9:01.897	6 - 2:51.747P
2 -	2:19.151	7 - 3:25.678
3 -	2:03.828	
4 -	2:02.913	
5 -	2:15.876	
55	Hugo DIXON	Chevrolet Camaro
1 -	9:06.276	6 - 1:48.621
2 -	2:15.498	7 - 1:51.429
3 -	1:55.763	8 - 1:49.192
4 -	1:52.666	9 - 1:49.857
5 -	1:48.314	
63	Colin SHARP	Triumph TR4a
1 -	8:42.628	6 - 1:49.175
2 -	1:54.522	7 - 1:49.178
3 -	1:49.982	8 - 1:51.154
4 -	1:48.745	9 - 1:48.344
5 -	1:49.448	

HSCC Historic Roadsports race

LAP ANALYSIS

(contd.)

64	James BILDERBECK		Turner Climax MkII
	1 - 8:43.939	6 - 1:46.797	
	2 - 1:59.194	7 - 2:00.986	
	3 - 1:49.194	8 - 2:13.028P	
	4 - 1:48.214		
	5 - 1:48.199		
66	Mark HOBLE		Lancia Flavia Zagato
	1 - 8:58.692		
	2 - 2:13.414		
	3 - 2:05.281		
	4 - 2:03.533		
	5 - 1:59.654		
72	Jim GATHERCOLE	GBR	MG Midget
	1 - 9:18.379	6 - 1:50.789	
	2 - 2:25.777P	7 - 1:48.612	
	3 - 2:14.804	8 - 1:50.385	
	4 - 1:48.900	9 - 2:17.465P	
	5 - 1:49.790		
76	Tony HOWARD		Morgan +8
	1 - 8:43.454	6 - 1:48.725	
	2 - 2:02.222	7 - 1:50.776	
	3 - 1:53.867	8 - 1:50.967	
	4 - 1:49.656	9 - 1:47.850	
	5 - 1:49.193		
77	Louise KENNEDY		TVR Griffith
	1 - 8:42.389	6 - 1:58.042	
	2 - 2:00.326	7 - 1:57.822	
	3 - 1:57.322	8 - 1:58.286	
	4 - 1:55.415	9 - 2:27.965P	
	5 - 1:56.113		
78	Jonathon RUSHTON	GBR	Morgan +4
	1 - 8:58.955	6 - 2:55.961	
	2 - 2:18.692	7 - 2:01.228	
	3 - 2:03.392	8 - 2:00.264	
	4 - 2:05.560		
	5 - 1:58.641		
81	Kate ARTHURS		Austin Healy 100M
	1 - 9:03.973	6 - 2:27.160	
	2 - 2:29.717	7 - 2:24.280	
	3 - 2:20.052		
	4 - 2:23.157		
	5 - 2:19.282		

HSCC Historic Roadsports race LAP ANALYSIS

(contd.)

96	Nigel BARNETT	GBR	Ford Capri
1 - 9:09.735	6 - 1:54.156		
2 - 2:22.795	7 - 1:56.682		
3 - 2:03.068	8 - 1:54.756		
4 - 1:54.273	9 - 1:56.217		
5 - 1:55.374			
98	Bob TROTTER		Ford Escort RS
1 - 8:48.731	6 - 2:01.373		
2 - 2:07.681	7 - 2:00.755		
3 - 2:04.801	8 - 2:02.307		
4 - 2:05.200	9 - 1:59.882		
5 - 2:02.861			

Group4Racing for the European Trophy QUALIFYING - Race 5

POS	NO	CL	NAME	NAT	ENTRY	TIME	LAPS	GAP	MPH
1	17	C	Jonathan BAKER		Ford F3L	1:27.401	13		92.63
2	22	C	Nigel HULME	GBR	Lola T70 Mk3	1:27.889	17	0.488	92.12
3	25	C	Frank SYTNER		Lola T70Mk3	1:28.150	14	0.749	91.84
4	16	C	Sean WALKER		Chevron B16	1:29.316	12	1.915	90.64
5	12	C	Carlos BARBOT	POR	Lola Mk3B	1:30.295	12	2.894	89.66
6	24	C	David YATES		Chevron B16	1:30.751	14	3.350	89.21
7	19	C	Craig JONES	GBR	Lola T70 Mk3	1:30.803	17	3.402	89.16
8	38	B	Micheal SCHRYVER	GBR	Chevron B6	1:31.633	17	4.232	88.35
9	27	C	John SHELDON	GBR	Chevron B16	1:32.537	7	5.136	87.49
10	30	B	Sandy WATSON	GBR	Chevron B8	1:32.563	16	5.162	87.46
11	36	B	David METHLEY		Lenham Hurst GT	1:32.714	11	5.313	87.32
12	20	D	Klaus FLETTNER		Porsche 908	1:33.405	16	6.004	86.68
13	43	B	Andrew SCHRYVER	GBR	Chevron B8	1:33.744	15	6.343	86.36
14	37	B	Jerry HOOPER	GBR	Chevron B8	1:34.047	16	6.646	86.08
15	33	B	Ross MAXWELL	GBR	Chevron B8	1:34.477	8	7.076	85.69
16	41	B	Tony BIANCHI	GBR	Chevron B8	1:34.861	16	7.460	85.35
17	44	B	Rod SMITH	GBR	Taydec Mk3	1:35.483	16	8.082	84.79
18	32	B	Charles ALLISON		Chevron B8	1:35.690	13	8.289	84.61
19	39	B	John MOULDS	GBR	Crossle 95	1:36.255	16	8.854	84.11
20	56	A1	Robert HARTLEY		Elva Mk7	1:36.358	16	8.957	84.02
21	51	A1	Steve WORRAD	GBr	Lotus 23B	1:36.594	10	9.193	83.81
22	40	B	Paul DRAYSON		Chevron B8	1:39.573	15	12.172	81.31
23	45	A	Marshall BAILEY	GBR	Lotus 23B	1:41.281	16	13.880	79.94
24	54	A1	Chris JOLLY	GBR	Lotus 23B	1:42.948	6	15.547	78.64
25	47	A	Ned SPIEKER		Lotus 23B	1:43.382	9	15.981	78.31
26	57	A1	Stuart TIZZARD	GBR	Elva Mk7S	1:43.519	10	16.118	78.21
27	42	B	Alexander BOSWELL	GBR	Costin Nathan GT	1:48.427	2	21.026	74.67
28	58	A1	Alain DEWAGTER		Lotus 23B	1:57.624	2	30.223	68.83

Weather/Track - Cloudy/Dry

These results are provisional until the conclusion of any judicial and technical matters.

Silverstone Inter

Circuit Length = 2.2490 miles.


Start: 10:00 End: 10:25

Clerk of Course:	Stewards:	Timekeeper:
------------------	-----------	-------------

Group4Racing for the European Trophy

GRID - Race 5

ROW 14	1:48.427	1:57.624
	42 BOSWELL	58 DEWAGTER
ROW 13	1:43.382	1:43.519
	47 SPIEKER	57 TIZZARD
ROW 12	1:41.281	1:42.948
	45 BAILEY	54 JOLLY
ROW 11	1:36.594	1:39.573
	51 WORRAD	40 DRAYSON
ROW 10	1:36.255	1:36.358
	39 MOULDS	56 HARTLEY
ROW 9	1:35.483	1:35.690
	44 SMITH	32 ALLISON
ROW 8	1:34.477	1:34.861
	33 MAXWELL	41 BIANCHI
ROW 7	1:33.744	1:34.047
	43 SCHRYVER	37 HOOPER
ROW 6	1:32.714	1:33.405
	36 METHLEY	20 FLETTNER
ROW 5	1:32.537	1:32.563
	27 SHELDON	30 WATSON
ROW 4	1:30.803	1:31.633
	19 JONES	38 SCHRYVER
ROW 3	1:30.295	1:30.751
	12 BARBOT	24 YATES
ROW 2	1:28.150	1:29.316
	25 SYTNER	16 WALKER
ROW 1	1:27.401	1:27.889
	17 BAKER	22 HULME
POLE		



Weather/Track - Cloudy/Dry

These results are provisional until the conclusion of any judicial and technical matters.

Silverstone Inter
Circuit Length = 2.2490 miles.
Start: 10:00 End: 10:25

Clerk of Course:	Stewards:	Timekeeper:
------------------	-----------	-------------

Group4Racing for the European Trophy LAP ANALYSIS

12	Carlos BARBOT	POR	Lola Mk3B
1 - 6:52.533P	6 - 1:31.999	11 - 2:04.989P	
2 - 2:06.683	7 - 2:15.071	12 - 3:43.158	
3 - 1:32.337	8 - 1:30.744		
4 - 1:32.575	9 - 1:30.295		
5 - 1:31.660	10 - 1:30.889		
16	Sean WALKER		Chevron B16
1 - 4:28.061	6 - 1:43.823P	11 - 1:29.316	
2 - 1:39.854	7 - 5:34.326	12 - 1:46.145P	
3 - 1:33.735	8 - 1:30.280		
4 - 1:36.365	9 - 1:29.988		
5 - 1:30.523	10 - 1:53.506		
17	Jonathan BAKER		Ford F3L
1 - 4:51.589P	6 - 1:29.266	11 - 1:28.142	
2 - 1:54.620	7 - 1:28.339	12 - 1:27.433	
3 - 1:36.012	8 - 1:27.401	13 - 1:50.830P	
4 - 1:30.941	9 - 1:42.093P		
5 - 1:30.298	10 - 3:26.093		
19	Craig JONES	GBR	Lola T70 Mk3
1 - 3:48.554	6 - 1:33.524	11 - 1:32.075	16 - 1:30.803
2 - 1:39.149	7 - 1:32.264	12 - 1:35.021	17 - 1:32.140
3 - 1:35.626	8 - 1:32.491	13 - 1:33.234	
4 - 1:38.417	9 - 1:32.171	14 - 1:31.895	
5 - 1:34.406	10 - 1:31.514	15 - 1:30.985	
20	Klaus FLETTNER		Porsche 908
1 - 2:55.074	6 - 1:36.536	11 - 1:35.181	16 - 1:35.876
2 - 1:58.064	7 - 1:34.209	12 - 1:33.405	
3 - 1:40.213	8 - 1:36.297	13 - 1:49.744	
4 - 1:39.449	9 - 1:36.608	14 - 1:39.481	
5 - 2:06.305	10 - 1:35.853	15 - 2:07.148	
22	Nigel HULME	GBR	Lola T70 Mk3
1 - 3:17.573	6 - 1:31.171	11 - 1:30.111	16 - 1:29.152
2 - 1:40.430	7 - 1:30.540	12 - 1:28.962	17 - 1:29.816
3 - 1:32.773	8 - 1:30.067	13 - 1:27.889	
4 - 1:36.392	9 - 1:29.472	14 - 1:38.579	
5 - 1:35.205	10 - 1:38.840	15 - 1:29.466	
24	David YATES		Chevron B16
1 - 2:54.974	6 - 1:33.456	11 - 4:31.260	
2 - 1:42.602	7 - 1:32.313	12 - 1:31.010	
3 - 1:35.719	8 - 1:32.261	13 - 1:30.751	
4 - 1:33.458	9 - 1:32.878	14 - 2:05.235P	
5 - 1:33.008	10 - 2:13.204P		

Group4Racing for the European Trophy LAP ANALYSIS

(contd.)

25	Frank SYTNER				Lola T70Mk3
1 -	3:24.245	6 -	1:29.686	11 -	1:28.150
2 -	1:38.621	7 -	1:31.342	12 -	1:29.382
3 -	1:35.894	8 -	1:28.382	13 -	1:28.602
4 -	1:31.409	9 -	1:30.732	14 -	2:01.154P
5 -	1:35.601	10 -	1:35.894		
27	John SHELDON	GBR			Chevron B16
1 -	3:03.247	6 -	1:32.720		
2 -	1:39.449	7 -	2:05.377P		
3 -	1:35.515				
4 -	1:46.439				
5 -	1:32.537				
30	Sandy WATSON	GBR			Chevron B8
1 -	2:54.520	6 -	1:32.563	11 -	1:33.946
2 -	1:38.523	7 -	1:33.610	12 -	1:55.746P
3 -	1:35.160	8 -	1:32.838	13 -	3:28.239
4 -	1:34.258	9 -	1:33.930	14 -	1:33.384
5 -	1:36.135	10 -	1:34.521	15 -	1:35.201
16 -					1:32.704
32	Charles ALLISON				Chevron B8
1 -	6:00.884P	6 -	1:49.756P	11 -	1:35.873
2 -	2:08.705	7 -	4:29.208	12 -	1:35.836
3 -	1:41.740	8 -	1:41.355	13 -	1:35.994
4 -	1:38.331	9 -	1:41.076		
5 -	1:35.690	10 -	1:36.600		
33	Ross MAXWELL	GBR			Chevron B8
1 -	2:53.428	6 -	1:34.477		
2 -	1:45.098	7 -	1:35.253		
3 -	1:37.867	8 -	1:48.872P		
4 -	1:38.051				
5 -	1:37.949				
36	David METHLEY				Lenham Hurst GT
1 -	8:40.774	6 -	4:24.173	11 -	1:33.329
2 -	1:37.531	7 -	1:33.356		
3 -	1:34.074	8 -	1:35.421		
4 -	1:32.714	9 -	1:33.592		
5 -	2:07.421P	10 -	1:33.040		
37	Jerry HOOPER	GBR			Chevron B8
1 -	3:24.017	6 -	1:36.386	11 -	1:38.870
2 -	1:44.231	7 -	1:36.322	12 -	1:35.841
3 -	1:51.775	8 -	1:36.798	13 -	1:38.462
4 -	1:43.173	9 -	1:36.209	14 -	1:35.429
5 -	1:38.768	10 -	1:35.216	15 -	1:34.047
16 -					1:34.920

Group4Racing for the European Trophy LAP ANALYSIS

(contd.)

38	Micheal SCHRYVER	GBR	Chevron B6
1 - 3:04.853	6 - 1:33.270	11 - 1:32.618	16 - 1:31.654
2 - 1:42.554	7 - 1:34.325	12 - 1:32.795	17 - 1:32.537
3 - 1:36.478	8 - 1:32.316	13 - 1:33.480	
4 - 1:43.002	9 - 1:32.648	14 - 1:32.469	
5 - 1:34.925	10 - 1:32.758	15 - 1:31.633	
39	John MOULDS	GBR	Crossle 95
1 - 2:59.896	6 - 1:39.585	11 - 1:36.255	16 - 2:08.535P
2 - 1:59.211	7 - 1:37.572	12 - 1:38.106	
3 - 1:50.109	8 - 1:37.619	13 - 1:39.704	
4 - 1:48.731	9 - 1:37.603	14 - 1:37.868	
5 - 1:42.764	10 - 1:37.327	15 - 1:36.629	
40	Paul DRAYSON		Chevron B8
1 - 3:17.071	6 - 1:41.545	11 - 1:41.974	
2 - 2:06.599P	7 - 1:41.821	12 - 1:48.982	
3 - 2:44.582	8 - 1:42.111	13 - 1:43.676	
4 - 1:46.784	9 - 1:43.925	14 - 1:41.443	
5 - 1:40.677	10 - 1:40.801	15 - 1:39.573	
41	Tony BIANCHI	GBR	Chevron B8
1 - 2:58.753	6 - 1:37.193	11 - 1:34.861	16 - 1:53.424P
2 - 1:48.464	7 - 1:37.075	12 - 1:39.065	
3 - 1:37.783	8 - 1:35.438	13 - 1:36.970	
4 - 1:44.357	9 - 1:36.414	14 - 1:36.668	
5 - 1:40.302	10 - 1:35.347	15 - 1:35.603	
42	Alexander BOSWELL	GBR	Costin Nathan GT
1 - 2:58.253			
2 - 1:48.427			
43	Andrew SCHRYVER	GBR	Chevron B8
1 - 2:49.184	6 - 1:42.052	11 - 1:34.887	
2 - 1:52.715	7 - 1:39.254	12 - 1:34.219	
3 - 1:40.134	8 - 1:33.862	13 - 2:08.324P	
4 - 1:43.758	9 - 1:36.956	14 - 2:59.191	
5 - 1:35.504	10 - 1:33.744	15 - 1:34.399	
44	Rod SMITH	GBR	Taydec Mk3
1 - 4:31.800	6 - 1:43.189	11 - 1:35.946	16 - 1:38.706
2 - 1:42.070	7 - 1:36.784	12 - 1:36.798	
3 - 1:40.085	8 - 1:37.125	13 - 1:44.748	
4 - 1:38.978	9 - 1:36.279	14 - 1:41.140	
5 - 1:35.483	10 - 1:35.760	15 - 1:36.939	

Group4Racing for the European Trophy LAP ANALYSIS

(contd.)

45	Marshall BAILEY	GBR	Lotus 23B
1 - 2:43.383	6 - 1:44.119	11 - 1:42.566	16 - 1:41.687
2 - 1:49.922	7 - 1:41.886	12 - 1:41.501	
3 - 1:44.196	8 - 1:42.126	13 - 1:41.810	
4 - 1:50.811	9 - 1:41.646	14 - 1:41.281	
5 - 1:42.317	10 - 1:42.327	15 - 1:43.843	
47	Ned SPIEKER		Lotus 23B
1 - 3:45.104	6 - 1:50.986		
2 - 1:56.820	7 - 1:45.966		
3 - 1:51.318	8 - 1:44.370		
4 - 1:52.114	9 - 1:43.382		
5 - 1:47.959			
51	Steve WORRAD	GBr	Lotus 23B
1 - 3:10.885	6 - 1:38.177		
2 - 1:46.944	7 - 1:36.899		
3 - 1:43.045	8 - 1:36.594		
4 - 1:49.487P	9 - 1:38.762		
5 - 3:07.374	10 - 2:01.694P		
54	Chris JOLLY	GBR	Lotus 23B
1 - 3:42.441	6 - 2:27.843P		
2 - 1:53.367			
3 - 1:43.003			
4 - 1:42.948			
5 - 1:56.135			
56	Robert HARTLEY		Elva Mk7
1 - 3:08.082	6 - 1:38.197	11 - 1:37.607	16 - 1:36.358
2 - 1:48.571	7 - 1:37.962	12 - 1:36.952	
3 - 1:46.762	8 - 1:41.336	13 - 1:41.775	
4 - 1:41.577	9 - 1:39.693	14 - 1:37.935	
5 - 1:43.285	10 - 1:37.160	15 - 1:38.535	
57	Stuart TIZZARD	GBR	Elva Mk7S
1 - X:00.000	6 - 1:47.465		
2 - 1:56.810	7 - 1:44.350		
3 - 1:51.491	8 - 1:44.475		
4 - 1:47.924	9 - 1:43.671		
5 - 1:46.851	10 - 1:43.519		
58	Alain DEWAGTER		Lotus 23B
1 - 3:12.110			
2 - 1:57.624			

Grand Prix Masters

QUALIFYING - Race 6

POS	NO	CL	NAME	NAT	ENTRY	TIME	LAPS	GAP	MPH
1	10		Peter WILLIAMS		March 761-5	1:18.625	12		102.97
2	16		Frank SYTNER		Penske PC3	1:19.323	17	0.698	102.06
3	12		Rob HALL	GBR	BRM P201	1:19.802	14	1.177	101.45
4	37		Peter WUENSCH	GER	Brabham BT 37-2	1:21.898	17	3.273	98.86
5	15		David CLARK	GBR	McLaren M19	1:23.284	19	4.659	97.21
6	65		Judy LYONS		Surtees TS9-03	1:23.864	14	5.239	96.54
7	5		Sid HOOLE	GBR	Brabham BT33	1:24.712	16	6.087	95.57
8	20		Terry SAYLES	GBR	Surtees TS20	1:25.355	17	6.730	94.85
9	21		Max SAMUEL-CAMPS	GBR	Wolf WR1	1:27.192	18	8.567	92.85
10	11		Lorina MCLAUGHLIN		McLaren M23	1:28.315	16	9.690	91.67
11	18		Nick RINI		BRM P160	1:30.609	17	11.984	89.35
12	1		Peter AUSTIN		Surtees TS9B	1:31.491	17	12.866	88.49
13	24		Graham WILCOX	GBR	Hesketh 308B	1:35.106	13	16.481	85.13
14	30		David BROWN		BRM P126	1:38.862	12	20.237	81.89
15	14		Ron MAYDON	GBR	Cooper T86c	1:42.416	10	23.791	79.05
16	2		Alistair MORRISON	GBR	Lotus 72	1:47.674	2	29.049	75.19
17	55		Frank LYONS	IRE	McLaren M26	2:00.065	12	41.440	67.43

Weather/Track - Cloudy/Dry

These results are provisional until the conclusion of any judicial and technical matters.

Silverstone Inter

Circuit Length = 2.2490 miles.

Start: 10:35 End: 11:03

Clerk of Course:	Stewards:	Timekeeper:
------------------	-----------	-------------

Grand Prix Masters

GRID - Race 6

ROW 9			2:00.065	55	LYONS
	1:47.674				
	2	MORRISON			
ROW 8			1:42.416	14	MAYDON
		1:38.862			
		30	BROWN		
ROW 7			1:35.106	24	WILCOX
	1:31.491				
	1	AUSTIN			
ROW 6			1:30.609	18	RINI
		1:28.315			
		11	MCLAUGHLIN		
ROW 5			1:27.192	21	SAMUEL-CAMPS
	1:25.355				
	20	SAYLES			
ROW 4			1:24.712	5	HOOLE
		1:23.864			
		65	LYONS		
ROW 3			1:23.284	15	CLARK
	1:21.898				
	37	WUENSCH			
ROW 2			1:19.802	12	HALL
		1:19.323			
		16	SYTNER		
ROW 1			1:18.625	10	WILLIAMS
					POLE

Weather/Track - Cloudy/Dry
 These results are provisional until the conclusion of any judicial and technical matters.

Silverstone Inter
 Circuit Length = 2.2490 miles.
 Start: 10:35 End: 11:03

Clerk of Course:	Stewards:	Timekeeper:
------------------	-----------	-------------

Grand Prix Masters

LAP ANALYSIS

1	Peter AUSTIN	Surtees TS9B			
1 - X:00.000	6 - 1:37.324	11 - 1:34.471	16 - 1:32.472		
2 - 1:41.305	7 - 1:35.302	12 - 1:35.589	17 - 1:33.661		
3 - 1:36.650	8 - 1:36.143	13 - 1:31.491			
4 - 1:38.464	9 - 1:35.974	14 - 1:32.360			
5 - 1:36.808	10 - 1:34.188	15 - 1:33.284			
2	Alistair MORRISON	GBR	Lotus 72		
1 - X:00.000					
2 - 1:47.674					
5	Sid HOOLE	GBR	Brabham BT33		
1 - X:00.000	6 - 1:31.970	11 - 1:32.286	16 - 1:25.532		
2 - 1:43.856	7 - 1:30.202	12 - 1:25.781			
3 - 1:35.252	8 - 1:29.127	13 - 1:25.377			
4 - 1:50.725P	9 - 1:28.248	14 - 1:25.972			
5 - 4:14.352	10 - 1:27.682	15 - 1:24.712			
10	Peter WILLIAMS	March 761-5			
1 - X:00.000	6 - 1:21.254	11 - 1:20.064			
2 - 1:45.527	7 - 1:22.441	12 - 2:22.763P			
3 - 1:24.924	8 - 1:20.711				
4 - 1:45.069P	9 - 1:20.692				
5 - 3:39.361	10 - 1:18.625				
11	Lorina MCLAUGHLIN	McLaren M23			
1 - X:00.000	6 - 1:35.329	11 - 1:30.864	16 - 1:48.117P		
2 - 1:47.818	7 - 1:40.043	12 - 1:30.549			
3 - 1:42.026	8 - 1:36.859	13 - 1:30.914			
4 - 1:41.764	9 - 1:33.099	14 - 1:29.838			
5 - 1:38.622	10 - 1:30.167	15 - 1:28.315			
12	Rob HALL	GBR	BRM P201		
1 - X:00.000	6 - 1:21.400	11 - 7:33.160			
2 - 1:37.288	7 - 1:21.503	12 - 1:21.980			
3 - 1:28.271	8 - 1:23.513	13 - 1:20.696			
4 - 1:23.974	9 - 1:22.748	14 - 1:19.802			
5 - 1:23.821	10 - 1:59.779P				
14	Ron MAYDON	GBR	Cooper T86c		
1 - X:00.000	6 - 1:51.632				
2 - 2:00.561	7 - 1:55.582				
3 - 1:55.483	8 - 2:21.637P				
4 - 1:52.287	9 - X:00.000				
5 - 1:49.292	10 - 1:42.416				

Grand Prix Masters

LAP ANALYSIS

(contd.)

15	David CLARK	GBR	McLaren M19
1 - X:00.000	6 - 1:28.740	11 - 1:25.242	16 - 1:24.536
2 - 1:42.166	7 - 1:27.614	12 - 1:26.034	17 - 1:23.284
3 - 1:33.592	8 - 1:27.267	13 - 1:24.510	18 - 1:25.193
4 - 1:32.442	9 - 1:26.717	14 - 1:24.808	19 - 1:26.493
5 - 1:30.533	10 - 1:28.331	15 - 1:24.287	
16	Frank SYTNER		Penske PC3
1 - X:00.000	6 - 1:21.339	11 - 1:19.456	16 - 1:20.705
2 - 1:37.623	7 - 1:20.884	12 - 1:21.023	17 - 1:25.491
3 - 1:25.483	8 - 1:25.012	13 - 1:19.323	
4 - 1:34.889	9 - 1:45.497P	14 - 1:38.589	
5 - 1:23.120	10 - 4:21.088	15 - 1:19.580	
18	Nick RINI		BRM P160
1 - X:00.000	6 - 1:41.292	11 - 1:33.250	16 - 1:30.781
2 - 1:51.075	7 - 1:38.574	12 - 1:36.174	17 - 1:30.609
3 - 1:45.964	8 - 1:36.008	13 - 1:31.239	
4 - 1:42.882	9 - 1:35.542	14 - 1:32.073	
5 - 1:38.275	10 - 1:34.116	15 - 1:30.643	
20	Terry SAYLES	GBR	Surtees TS20
1 - X:00.000	6 - 1:29.571	11 - 1:45.842P	16 - 1:33.218
2 - 1:48.322	7 - 1:28.917	12 - 3:03.352	17 - 1:27.984
3 - 1:38.681	8 - 1:28.188	13 - 1:26.388	
4 - 1:34.192	9 - 1:26.919	14 - 1:28.513	
5 - 1:33.080	10 - 1:27.162	15 - 1:25.355	
21	Max SAMUEL-CAMPS	GBR	Wolf WR1
1 - X:00.000	6 - 1:29.532	11 - 1:27.772	16 - 1:29.061
2 - 1:41.247	7 - 1:28.274	12 - 1:29.114	17 - 1:27.688
3 - 1:37.439	8 - 1:31.463	13 - 1:29.673	18 - 2:04.855P
4 - 1:37.353	9 - 1:28.926	14 - 1:27.192	
5 - 1:31.213	10 - 1:29.278	15 - 1:28.364	
24	Graham WILCOX	GBR	Hesketh 308B
1 - X:00.000	6 - 1:39.044	11 - 1:35.629	
2 - 1:48.337	7 - 1:39.786	12 - 1:35.106	
3 - 1:41.521	8 - 1:39.062	13 - 1:51.922P	
4 - 1:41.340	9 - 1:37.723		
5 - 1:42.313	10 - 1:35.758		
30	David BROWN		BRM P126
1 - X:00.000	6 - 1:44.888	11 - 1:39.334	
2 - 1:50.315	7 - 2:27.021P	12 - 2:12.179P	
3 - 1:49.512	8 - 3:35.771		
4 - 1:49.431	9 - 1:38.862		
5 - 1:41.644	10 - 1:43.532		

Grand Prix Masters

LAP ANALYSIS

(contd.)

37	Peter WUENSCH	GER	Brabham BT 37-2
1 - X:00.000	6 - 1:24.595	11 - 1:23.478	16 - 1:24.235
2 - 1:38.896	7 - 1:24.652	12 - 1:22.688	17 - 1:43.511P
3 - 1:31.255	8 - 1:24.305	13 - 1:22.157	
4 - 1:28.951	9 - 1:22.681	14 - 1:21.898	
5 - 1:26.443	10 - 1:25.326	15 - 1:23.561	
55	Frank LYONS	IRE	McLaren M26
1 - X:00.000	6 - 2:05.916	11 - 2:04.454	
2 - 2:06.351	7 - 2:04.194	12 - 2:21.320P	
3 - 2:00.065	8 - 2:05.057		
4 - 2:07.469	9 - 2:06.039		
5 - 2:06.453	10 - 2:05.218		
65	Judy LYONS		Surtees TS9-03
1 - X:00.000	6 - 1:24.775	11 - 1:23.864	
2 - 1:40.081	7 - 1:44.397P	12 - 1:25.018	
3 - 1:28.366	8 - 5:15.573	13 - 1:25.552	
4 - 1:31.317	9 - 1:26.651	14 - 1:53.374P	
5 - 1:26.499	10 - 1:25.716		

HSCC Millers Oils Classic Sports Car Race

QUALIFYING - Race 7 - Amended

POS	NO	CL	NAME	NAT	ENTRY	TIME	LAPS	GAP	MPH
1	16	GS4	Phillip NELSON	GBR	Marcos 1800 GT	1:38.597	10		82.11
2	77	GS3	Sean WALKER		Lotus Elan 26R	1:38.700	9	0.103	82.03
3	15	GS4	Charles ALLISON		Marcos 1800 GT	1:40.433	10	1.836	80.61
4	82	GS5	Jamie BOOT		TVR Griffith 400	1:40.682	10	2.085	80.41
5	88	GS4	Stephen MINOPRIO		Marcos 1800 GT	1:40.740	10	2.143	80.36
6	70	GS7	Les ELY		Jaguar E-type	1:41.546	10	2.949	79.73
7	44	GS7	Stephen RADCLIFFE		Jaguar E-type	1:43.428	8	4.831	78.28
8	51	GS7	Grahame BRYANT	GBR	AC Cobra	1:43.676	9	5.079	78.09
9	86	GS3	Danny WRIGHT	GBR	Lotus Elan 26R	1:43.829	10	5.232	77.97
10	2	GS4	Stuart TIZZARD		Marcos 1800GT	1:44.138	9	5.541	77.74
11	57	GS5	Roddie FEILDEN		Chevrolet Corvette	1:45.258	10	6.661	76.92
12	58	GS7	Harry WYNDHAM	GBR	Jaguar E-type	1:45.754	9	7.157	76.55
13	5	GS7	Michael MOORE		Jaguar E-Type	1:45.799	9	7.202	76.52
14	48	GS4	Mark ASHWORTH		TVR Grantura 1800S	1:45.834	9	7.237	76.50
15	29	GS7	Paul DRAYSON		Jaguar E-type	1:47.119	9	8.522	75.58
16	1	GS2	Brendan ROBERTS		Lotus Elite	1:48.434	10	9.837	74.66
17	46	GS7	Neil HOWE	GBR	Triumph TR4	1:48.913	9	10.316	74.33
18	41	GT1	Malcolm SANDERS		Lotus Elan S3	1:49.388	9	10.791	74.01
19	31	GS5	Keith NORRIS		Chevrolet Corvette	1:49.425	9	10.828	73.99
20	6	GS6	Simon ASHWORTH		MGB	1:50.867	9	12.270	73.02
21	78	GS2	Andrew COLLEY	GBR	Lotus Elite	1:51.603	9	13.006	72.54
22	80	GS6	Martin RICHARDSON		MGB	1:51.677	9	13.080	72.49
23	79	GS6	Oliver BRYANT	GBR	MGB	1:51.884	9	13.287	72.36
24	21	GS6	Robert BARRIE		Porsche 911	1:52.012	9	13.415	72.28
25	39	GS2	Terence PAGE		Marcos GT Gullwing	1:52.866	9	14.269	71.73
26	65	GS4	Peter THOMSON	GBR	Marcos 1800 GT	1:54.366	9	15.769	70.79
27	50	GS6	Michael MASTERS		Porsche 911	1:54.949	9	16.352	70.43
28	54	GS6	Chris PHILLIPS		Porsche 911	1:56.219	9	17.622	69.66
29	59	GS7	Malcolm VEREY		Sunbeam Tiger	1:58.570	8	19.973	68.28
30	22	GS4	Rod BEGBIE		TVR Grantura MkIII	1:58.958	6	20.361	68.06
31	74	GS6	Beverley PHILLIPS		MGB	2:07.453	8	28.856	63.52
32	81	GS7	Austen WELLS		Austin Healey 100M	2:08.966	8	30.369	62.77

Silverstone Inter
Circuit Length = 2.2490 miles.
Start: 11:13 End: 11:28

Weather/Track - Cloudy/Dry


These results are provisional until the conclusion of any judicial and technical matters.

Clerk of Course:	Stewards:	Timekeeper:
------------------	-----------	-------------

HSCC Millers Oils Classic Sports Car Race

GRID

ROW 16		2:07.453 74 PHILLIPS		2:08.966 81 WELLS
ROW 15	1:58.570 59 VEREY		1:58.958 22 BEGBIE	
ROW 14		1:54.949 50		1:56.219 54 PHILLIPS
ROW 13	1:52.866 39 PAGE		1:54.366 65 THOMSON	
ROW 12		1:51.884 79 BRYANT		1:52.012 21 BARRIE
ROW 11	1:51.603 78 COLLEY		1:51.677 80 RICHARDSON	
ROW 10		1:49.425 31 NORRIS		1:50.867 6 ASHWORTH
ROW 9	1:48.913 46 HOWE		1:49.388 41 SANDERS	
ROW 8		1:47.119 29 DRAYSON		1:48.434 1 ROBERTS
ROW 7	1:45.799 5 MOORE		1:45.834 48 ASHWORTH	
ROW 6		1:45.258 57 FEILDEN		1:45.754 58 WYNDHAM
ROW 5	1:43.829 86 WRIGHT		1:44.138 2 TIZZARD	
ROW 4		1:43.428 44 RADCLIFFE		1:43.676 51 BRYANT
ROW 3	1:40.740 88 MINOPRIO		1:41.546 70 ELY	
ROW 2		1:40.433 15 ALLISON		1:40.682 82 BOOT
ROW 1	1:38.597 16 NELSON		1:38.700 77 WALKER	
POLE				



Weather/Track - Cloudy/Dry
These results are provisional until the conclusion of any judicial and technical matters.

Silverstone Inter
 Circuit Length = 2.2490 miles.
 Start: 11:13 End: 11:28

Clerk of Course:	Stewards:	Timekeeper:
------------------	-----------	-------------

HSCC Millers Oils Classic Sports Car Race

LAP ANALYSIS

1	Brendan ROBERTS	Lotus Elite
1 -	7:03.335	6 - 1:52.319
2 -	1:53.200	7 - 1:48.488
3 -	1:49.539	8 - 1:48.925
4 -	1:48.960	9 - 1:48.882
5 -	1:48.434	10 - 1:48.598
2	Stuart TIZZARD	Marcos 1800GT
1 -	7:08.281	6 - 1:44.468
2 -	1:48.956	7 - 1:44.138
3 -	2:33.062	8 - 1:45.316
4 -	1:47.153	9 - 1:44.271
5 -	1:45.085	
5	Michael MOORE	Jaguar E-Type
1 -	7:23.645	6 - 1:46.102
2 -	1:56.946	7 - 1:47.367
3 -	1:45.799	8 - 1:46.290
4 -	1:47.192	9 - 2:29.458P
5 -	1:47.652	
6	Simon ASHWORTH	MGB
1 -	7:25.377	6 - 1:51.435
2 -	2:04.331	7 - 1:50.867
3 -	1:53.694	8 - 1:51.001
4 -	1:53.896	9 - 1:51.305
5 -	1:52.456	
15	Ian ALLISON	Marcos 1800 GT
1 -	7:08.910	6 - 1:43.008
2 -	1:44.653	7 - 1:41.655
3 -	1:41.252	8 - 1:41.384
4 -	1:42.298	9 - 1:41.815
5 -	1:40.433	10 - 1:42.530
16	Phillip NELSON	GBR Marcos 1800 GT
1 -	7:08.413	6 - 1:38.603
2 -	1:46.688	7 - 1:39.113
3 -	1:40.131	8 - 2:03.601
4 -	1:39.530	9 - 2:01.007
5 -	1:38.597	10 - 1:43.375
21	Robert BARRIE	Porsche 911
1 -	7:38.049	6 - 1:52.230
2 -	2:01.296	7 - 1:54.237
3 -	1:54.049	8 - 1:52.012
4 -	1:54.144	9 - 1:54.010
5 -	1:54.507	

HSCC Millers Oils Classic Sports Car Race

LAP ANALYSIS

(contd.)

22	Rod BEGBIE	TVR Grantura MkIII
1 -	7:38.930	6 - 2:14.307P
2 -	2:07.711	
3 -	2:03.960	
4 -	1:59.030	
5 -	1:58.958	
29	Paul DRAYSON	Jaguar E-type
1 -	7:30.443	6 - 1:50.361
2 -	2:03.600	7 - 1:50.239
3 -	1:54.581	8 - 1:47.119
4 -	2:04.917	9 - 1:52.460
5 -	1:51.181	
31	Keith NORRIS	Chevrolet Corvette
1 -	7:38.387	6 - 1:49.750
2 -	2:05.480	7 - 1:49.425
3 -	1:52.829	8 - 1:49.464
4 -	1:50.859	9 - 2:00.846
5 -	1:51.343	
39	Terence PAGE	Marcos GT Gullwing
1 -	7:21.163	6 - 1:53.061
2 -	2:03.253	7 - 1:52.866
3 -	1:58.236	8 - 1:54.624
4 -	1:53.427	9 - 1:54.937
5 -	1:53.093	
41	Malcolm SANDERS	Lotus Elan S3
1 -	7:02.073	6 - 1:49.388
2 -	1:59.366	7 - 1:52.324
3 -	1:51.557	8 - 1:50.625
4 -	1:50.035	9 - 2:00.715
5 -	1:49.802	
44	Stephen RADCLIFFE	Jaguar E-type
1 -	7:02.263	6 - 1:43.891
2 -	1:51.882	7 - 1:43.428
3 -	1:45.241	8 - 2:12.823P
4 -	1:44.125	
5 -	1:44.241	
46	Neil HOWE	GBR Triumph TR4
1 -	7:24.252	6 - 1:49.461
2 -	2:01.465	7 - 1:50.371
3 -	1:52.544	8 - 1:51.803
4 -	1:49.320	9 - 1:59.367
5 -	1:48.913	

HSCC Millers Oils Classic Sports Car Race

LAP ANALYSIS

(contd.)

48	Mark ASHWORTH	TVR Grantura 1800S
1 - 7:11.100	6 - 1:46.192	
2 - 2:16.952	7 - 1:48.032	
3 - 1:48.807	8 - 1:46.709	
4 - 1:47.014	9 - 1:46.735	
5 - 1:45.834		
50	Michael Masters	Porsche 911
1 - 7:23.343	6 - 1:57.955	
2 - 2:10.109	7 - 1:55.158	
3 - 2:01.022	8 - 1:55.275	
4 - 1:58.011	9 - 1:54.949	
5 - 1:56.845		
51	Grahame BRYANT	GBR AC Cobra
1 - 7:36.991	6 - 1:44.996	
2 - 2:05.115	7 - 1:43.676	
3 - 1:52.967	8 - 1:46.281	
4 - 1:50.250	9 - 1:44.980	
5 - 1:45.331		
54	Chris PHILLIPS	Porsche 911
1 - 7:22.202	6 - 1:56.219	
2 - 2:10.038	7 - 1:56.798	
3 - 1:59.286	8 - 1:58.442	
4 - 1:58.771	9 - 2:24.958P	
5 - 1:57.425		
57	Roddie FEILDEN	Chevrolet Corvette
1 - 7:09.076	6 - 1:46.108	
2 - 1:56.260	7 - 1:47.135	
3 - 1:47.824	8 - 1:46.521	
4 - 1:45.258	9 - 1:45.803	
5 - 1:45.259	10 - 1:46.525	
58	Harry WYNDHAM	GBR Jaguar E-type
1 - 7:11.939	6 - 1:45.754	
2 - 2:01.592	7 - 1:47.078	
3 - 1:52.376	8 - 1:46.153	
4 - 1:49.234	9 - 1:47.210	
5 - 1:47.279		
59	Malcolm VEREY	Sunbeam Tiger
1 - 7:31.349	6 - 2:00.510	
2 - 2:11.873	7 - 1:58.570	
3 - 2:06.123	8 - 1:58.932	
4 - 2:02.585		
5 - 2:05.359		

HSCC Millers Oils Classic Sports Car Race

LAP ANALYSIS

(contd.)

65	Peter THOMSON	GBR	Marcos 1800 GT
1 - 7:12.938	6 - 1:57.606		
2 - 2:07.563	7 - 1:55.153		
3 - 2:04.281	8 - 1:55.533		
4 - 2:00.460	9 - 1:54.366		
5 - 2:02.967			
70	Les ELY		Jaguar E-type
1 - 6:56.608	6 - 1:43.779		
2 - 2:02.383	7 - 1:42.817		
3 - 1:43.886	8 - 1:43.977		
4 - 1:42.464	9 - 1:43.590		
5 - 1:41.546	10 - 2:38.746P		
74	Beverley PHILLIPS		MGB
1 - 7:22.838	6 - 2:09.550		
2 - 2:18.348	7 - 2:07.746		
3 - 2:15.099	8 - 2:07.453		
4 - 2:08.819			
5 - 2:13.235			
77	Sean WALKER		Lotus Elan 26R
1 - 7:24.427	6 - 1:48.822P		
2 - 1:52.726	7 - 3:32.583		
3 - 1:43.452	8 - 1:38.700		
4 - 1:40.391	9 - 1:45.748		
5 - 1:39.454			
78	Andrew COLLEY	GBR	Lotus Elite
1 - 7:43.256	6 - 1:52.320		
2 - 2:09.448	7 - 1:51.603		
3 - 2:10.930	8 - 1:52.298		
4 - 1:52.764	9 - 1:52.924		
5 - 1:54.879			
79	Oliver BRYANT	GBR	MGB
1 - 7:38.515	6 - 1:55.035		
2 - 2:04.690	7 - 1:51.884		
3 - 1:57.965	8 - 1:52.635		
4 - 1:54.285	9 - 1:52.031		
5 - 1:53.589			
80	Martin RICHARDSON		MGB
1 - 7:08.168	6 - 1:52.239		
2 - 2:04.815	7 - 1:51.841		
3 - 1:58.119	8 - 1:52.057		
4 - 1:53.429	9 - 1:51.677		
5 - 1:51.908			

HSCC Millers Oils Classic Sports Car Race

LAP ANALYSIS

(contd.)

81	Austen WELLS	Austin Healey 100M
1 - 7:18.194	6 - 2:10.230	
2 - 2:21.848	7 - 2:08.966	
3 - 2:15.283	8 - 2:10.335	
4 - 2:11.091		
5 - 2:13.292		
82	Jamie BOOT	TVR Griffith 400
1 - 7:14.416	6 - 1:43.985	
2 - 1:59.467	7 - 1:41.614	
3 - 1:48.575	8 - 1:40.682	
4 - 1:43.703	9 - 1:41.723	
5 - 1:42.897	10 - 1:41.417	
86	Danny WRIGHT	GBR Lotus Elan 26R
1 - 6:58.951	6 - 1:44.723	
2 - 1:50.222	7 - 1:43.829	
3 - 1:46.543	8 - 1:45.587	
4 - 1:44.840	9 - 1:45.570	
5 - 1:44.140	10 - 1:46.075	
88	Stephen MINOPRIO	Marcos 1800 GT
1 - 7:23.087	6 - 1:42.177	
2 - 1:55.709	7 - 1:41.207	
3 - 1:45.944	8 - 1:41.916	
4 - 1:41.824	9 - 1:42.769	
5 - 1:41.791	10 - 1:40.740	

HSCC Classic Racing Cars for the Retro Track and Air Trophy

QUALIFYING - Race 8 - Amended

POS	NO	CL	NAME	NAT	ENTRY	TIME	LAPS	GAP	MPH
1	6	E4	Edwin JOWSEY		Brabham BT28	1:29.150	8		90.81
2	59	E2	Ian JONES	NZL	Lotus 59	1:30.738	10	1.588	89.22
3	1	E2	Matthew WATTS		Brabham BT16	1:32.613	11	3.463	87.42
4	36	E2	Tony KEELE		Palliser WD3	1:33.262	11	4.112	86.81
5	85	E2	Edward BARRINGTON		Brabham BT21	1:35.038	10	5.888	85.19
6	83	F	John PEARSON		Merlyn Mk11A	1:37.466	10	8.316	83.06
7	64	E4	Frank LYONS		Merlyn Mk10	1:37.669	8	8.519	82.89
8	30	E2	Richard KENDLE		Brabham BT21B	1:37.782	10	8.632	82.80
9	84	E2	Roger BEVAN		Brabham BT21	1:37.941	10	8.791	82.66
10	9	C	John BLADON		Merlyn Mk9 F2	1:39.721	8	10.571	81.19
11	56	E2	Cliff GIDDENS		Brabham BT16	1:40.013	10	10.863	80.95
12	15	D	Chris SMITH		Chevron B17	1:40.271	9	11.121	80.74
13	93	F	Neil FENDER		Jamun T2	1:40.768	9	11.618	80.34
14	86	C	Mac HULBERT	GBR	LDS GP	1:41.033	7	11.883	80.13
15	21	F	Neil BOWMAN		Macon MR7B	1:41.332	4	12.182	79.90
16	48	D	Ian RIMMER		Brabham BT28	1:41.987	10	12.837	79.38
17	35	D	David PULLEN		Chevron B17	1:42.332	8	13.182	79.11
18	62	F	Keith NORMAN	GBR	Palliser WDF3	1:42.511	10	13.361	78.98
19	12	C	David BROWN		Brabham BT6	1:42.992	10	13.842	78.61
20	53	F	Martin HIBBERT	GBR	Merlyn Mk20A	1:43.393	10	14.243	78.30
21	89	C	Paul DRAYSON		Lotus 24	1:44.141	5	14.991	77.74
22	16	D	Nigel MILLER		Brabham BT21	1:44.280	10	15.130	77.64
23	88	D	Richard URWIN		Brabham BT28	1:44.430	9	15.280	77.52
24	25	D	John COUNSELL		March 703	1:45.751	10	16.601	76.56
25	32	E2	Julian JUDD		Tecno F3	1:46.175	5	17.025	76.25
26	75	F	Anthony GODDARD		Merlyn Mk20	1:46.188	9	17.038	76.24
27	31	C	Brian ASHBY		Emeryson F1	1:46.458	8	17.308	76.05
28	10	B	Christopher DRAKE		Elva 300	1:47.873	8	18.723	75.05
29	99	F	Jonathan STOCK	GBR	Jamun T2	1:48.545	9	19.395	74.59
30	39	F	Michael RICHINGS		Alexis Mk15	1:48.748	9	19.598	74.45
31	38	F	Rob MANGER		Royale RP3	1:49.652	4	20.502	73.83
32	18	C	Harvey SYKES		Cooper T43	1:49.965	7	20.815	73.62
33	67	B	Ned SPIEKER	USA	Brabham BT6	1:51.100	4	21.950	72.87
34	8	C	Rodger NEWMAN		Brabham BT14	1:52.934	9	23.784	71.69
35	60	E2	David CROWTHER		Brabham BT18	1:56.854	8	27.704	69.28
36	76	C	Kevin WHITTLE		Lotus 35	2:04.038	6	34.888	65.27
37	19	D	Jenny BAKER-CARR		Tecno F3	2:10.068	6	40.918	62.24
38	42	D	Barrie PUSEY		Brabham BT21B	3:18.630	2	1:49.480	40.76

Silverstone Inter
 Circuit Length = 2.2490 miles.
 Start: 11:33 End: 11:48

Weather/Track - Cloudy/Dry


These results are provisional until the conclusion of any judicial and technical matters.

Clerk of Course:	Stewards:	Timekeeper:
------------------	-----------	-------------

HSCC Classic Racing Cars for the Retro Track and Air Trophy GRID - Race 8

ROW 19		3:18.630	42 PUSEY		2:10.068	19 BAKER-CARR
ROW 18	2:04.038		76 WHITTLE	1:56.854		60 CROWTHER
ROW 17		1:52.934	8 NEWMAN		1:51.100	67 SPIEKER
ROW 16	1:49.965		18 SYKES	1:49.652		38 MANGER
ROW 15		1:48.748	39 RICHINGS		1:48.545	99 STOCK
ROW 14	1:47.873		10 DRAKE	1:46.458		31 ASHBY
ROW 13		1:46.188	75 GODDARD		1:46.175	32 JUDD
ROW 12	1:45.751		25 COUNSELL	1:44.430		88 URWIN
ROW 11		1:44.280	16 MILLER		1:44.141	89 DRAYSON
ROW 10	1:43.393		53 HIBBERT	1:42.992		12 BROWN
ROW 9		1:42.511	62 NORMAN		1:42.332	35 PULLEN
ROW 8	1:41.987		48 RIMMER	1:41.332		21 BOWMAN
ROW 7		1:41.033	86 HULBERT		1:40.768	93 FENDER
ROW 6	1:40.271		15 SMITH	1:40.013		56 GIDDENS
ROW 5		1:39.721	9 BLADON		1:37.941	84 BEVAN
ROW 4	1:37.782		30 KENDLE	1:37.669		64 LYONS
ROW 3		1:37.466	83 PEARSON		1:35.038	85 BARRINGTON
ROW 2	1:33.262		36 KEELE	1:32.613		1 WATTS
ROW 1		1:30.738	59 JONES		1:29.150	6 JOWSEY

POLE



Weather/Track : Cloudy/Dry
These results are provisional until the conclusion of any judicial and technical matters.

Silverstone Inter
 Circuit Length = 2.2490 miles.
 Start: 11:33 End: 11:48

Clerk of Course:	Stewards:	Timekeeper:
------------------	-----------	-------------

HSCC Classic Racing Cars for the Retro Track and Air Trophy LAP ANALYSIS

1	Matthew WATTS	Brabham BT16
1 -	03.596	6 - 1:33.348 11 - 1:33.139
2 -	1:35.696	7 - 1:36.213
3 -	1:33.726	8 - 1:37.081
4 -	1:32.703	9 - 1:32.613
5 -	1:34.454	10 - 1:43.799
6	Edwin JOWSEY	Brabham BT28
1 -	4:19.285P	6 - 1:29.768
2 -	1:40.297	7 - 1:29.150
3 -	1:31.554	8 - 1:35.898
4 -	1:36.842	
5 -	1:34.273	
8	Rodger NEWMAN	Brabham BT14
1 -	45.087D	6 - 1:57.039
2 -	1:58.039	7 - 1:52.934
3 -	1:53.534	8 - 1:54.048
4 -	1:54.093	9 - 1:53.121
5 -	1:55.696	
9	John BLADON	Merlyn Mk9 F2
1 -	2:56.937P	6 - 1:41.053
2 -	2:03.610	7 - 1:39.721
3 -	1:43.974	8 - 1:40.994
4 -	1:51.507	
5 -	1:45.510	
10	Christopher DRAKE	Elva 300
1 -	2:32.039	6 - 1:47.873
2 -	1:52.503	7 - 1:48.424
3 -	1:49.614	8 - 1:52.952
4 -	1:49.987	
5 -	1:52.245	
12	David BROWN	Brabham BT6
1 -	33.930D	6 - 1:50.095
2 -	1:56.950	7 - 1:42.992
3 -	1:47.472	8 - 1:49.405
4 -	1:45.783	9 - 1:43.003
5 -	1:46.749	10 - 1:43.449
15	Chris SMITH	Chevron B17
1 -	2:23.088	6 - 1:40.373
2 -	1:48.263	7 - 1:40.271
3 -	1:42.489	8 - 1:40.510
4 -	1:40.598	9 - 1:42.079
5 -	1:47.637	

HSCC Classic Racing Cars for the Retro Track and Air Trophy LAP ANALYSIS

(contd.)

16	Nigel MILLER	Brabham BT21
1 -	22.884	6 - 1:53.758
2 -	1:54.733	7 - 1:47.609
3 -	1:54.196	8 - 1:46.672
4 -	1:49.504	9 - 1:46.891
5 -	1:47.593	10 - 1:44.280
18	Harvey SYKES	Cooper T43
1 -	4:52.099P	6 - 1:53.471
2 -	2:12.396	7 - 1:49.965
3 -	1:54.952	
4 -	1:59.367	
5 -	1:55.328	
19	Jenny BAKER-CARR	Tecno F3
1 -	2:57.370P	6 - 2:10.068
2 -	3:04.658P	
3 -	2:53.976	
4 -	2:16.665	
5 -	2:12.132	
21	Neil BOWMAN	Macon MR7B
1 -	1:41.332	
2 -	1:52.394	
3 -	1:47.448	
4 -	2:18.792P	
25	John COUNSELL	March 703
1 -	04.917	6 - 1:50.970
2 -	1:53.380	7 - 1:56.828
3 -	1:49.935	8 - 1:47.680
4 -	1:48.650	9 - 1:46.813
5 -	1:47.277	10 - 1:45.751
30	Richard KENDLE	Brabham BT21B
1 -	36.266D	6 - 1:46.042
2 -	1:51.267	7 - 1:51.493
3 -	1:43.319	8 - 1:42.459
4 -	1:38.935	9 - 1:39.063
5 -	1:39.290	10 - 1:37.782
31	Brian ASHBY	Emeryson F1
1 -	2:29.240	6 - 1:48.794
2 -	1:48.707	7 - 1:48.041
3 -	1:48.226	8 - 1:46.458
4 -	1:48.033	
5 -	1:48.921	

HSCC Classic Racing Cars for the Retro Track and Air Trophy LAP ANALYSIS

(contd.)

32	Julian JUDD	Tecno F3
1 - 5:25.214P 2 - 2:19.221 3 - 1:52.128 4 - 1:46.175 5 - 1:53.330		
35	David PULLEN	Chevron B17
1 - 2:33.242P 6 - 1:43.921 2 - 2:09.500 7 - 1:42.332 3 - 1:51.205 8 - 1:45.285 4 - 1:48.350 5 - 1:45.877		
36	Tony KEELE	Palliser WD3
1 - 04.879 6 - 1:54.412 11 - 1:33.371 2 - 1:37.607 7 - 1:41.731 3 - 1:33.262 8 - 1:35.111 4 - 1:07.260D 9 - 1:42.748 5 - 1:42.435 10 - 1:37.564		
38	Rob MANGER	Royale RP3
1 - 28.561 2 - 1:49.652 3 - 1:50.134 4 - 4:02.523P		
39	Michael RICHINGS	Alexis Mk15
1 - 38.783D 6 - 1:48.748 2 - 2:23.030 7 - 1:49.621 3 - 1:51.987 8 - 1:48.918 4 - 1:50.626 9 - 1:49.081 5 - 1:55.399		
42	Barrie PUSEY	Brabham BT21B
1 - 3:37.944P 2 - 3:18.630		
48	Ian RIMMER	Brabham BT28
1 - 33.143D 6 - 1:45.709 2 - 1:53.581 7 - 1:44.919 3 - 1:46.989 8 - 1:47.531 4 - 1:45.110 9 - 1:42.185 5 - 1:44.406 10 - 1:41.987		

HSCC Classic Racing Cars for the Retro Track and Air Trophy LAP ANALYSIS

(contd.)

53	Martin HIBBERT	GBR	Merlyn Mk20A
1 -	23.272	6 -	1:50.520
2 -	1:51.934	7 -	1:44.153
3 -	1:47.521	8 -	1:44.075
4 -	1:46.883	9 -	1:44.047
5 -	1:44.227	10 -	1:43.393
56	Cliff GIDDENS		Brabham BT16
1 -	18.330	6 -	1:50.092
2 -	1:55.820	7 -	1:48.578
3 -	1:46.415	8 -	1:46.983
4 -	1:48.115	9 -	1:41.682
5 -	1:45.585	10 -	1:40.013
59	Ian JONES	NZL	Lotus 59
1 -	1:42.084	6 -	1:35.601
2 -	1:32.417	7 -	1:36.139
3 -	1:32.361	8 -	1:33.501
4 -	1:35.742	9 -	1:30.738
5 -	1:33.105	10 -	1:33.002
60	David CROWTHER		Brabham BT18
1 -	2:42.530	6 -	1:57.744
2 -	1:59.068	7 -	1:57.850
3 -	2:00.367	8 -	1:56.854
4 -	2:03.202		
5 -	1:59.134		
62	Keith NORMAN	GBR	Palliser WDF3
1 -	23.538	6 -	1:43.251
2 -	1:58.945	7 -	1:49.270
3 -	1:45.062	8 -	1:42.511
4 -	1:43.084	9 -	1:43.414
5 -	1:42.985	10 -	1:42.521
64	Frank LYONS		Merlyn Mk19
1 -	4:02.321	6 -	1:53.020
2 -	1:44.305	7 -	1:37.769
3 -	1:38.378	8 -	1:37.669
4 -	1:47.015		
5 -	1:49.249		
67	Ned SPIEKER	USA	Brabham BT6
1 -	45.706D		
2 -	1:57.856		
3 -	1:53.823		
4 -	1:51.100		

HSCC Classic Racing Cars for the Retro Track and Air Trophy LAP ANALYSIS

(contd.)

75	Anthony GODDARD		Merlyn Mk20
1 -	43.345D	6 -	1:49.291
2 -	1:56.881	7 -	1:46.188
3 -	1:51.699	8 -	1:46.703
4 -	1:49.335	9 -	1:50.141
5 -	1:49.795		
76	Kevin WHITTLE		Lotus 35
1 -	2:37.849	6 -	2:08.421
2 -	2:04.270		
3 -	2:04.038		
4 -	2:10.793		
5 -	2:16.209		
83	John PEARSON		Merlyn Mk11A
1 -	09.786	6 -	1:44.053
2 -	1:44.469	7 -	1:42.731
3 -	1:40.559	8 -	1:38.837
4 -	1:40.735	9 -	1:37.466
5 -	1:39.623	10 -	1:41.813
84	Roger BEVAN		Brabham BT21
1 -	21.219	6 -	1:42.539
2 -	1:52.427	7 -	1:41.708
3 -	1:41.233	8 -	1:39.862
4 -	1:39.557	9 -	1:38.231
5 -	1:38.773	10 -	1:37.941
85	Edward BARRINGTON		Brabham BT21
1 -	08.769	6 -	1:43.881
2 -	1:49.779	7 -	1:37.792
3 -	1:41.010	8 -	1:35.038
4 -	1:38.634	9 -	1:38.258
5 -	1:35.483	10 -	1:38.016
86	Mac HULBERT	GBR	LDS GP
1 -	2:36.770	6 -	1:42.361
2 -	5:12.629	7 -	1:41.053
3 -	1:43.870		
4 -	1:41.033		
5 -	1:43.506		
88	Richard URWIN		Brabham BT28
1 -	50.946D	6 -	1:48.453
2 -	1:58.750	7 -	1:44.430
3 -	1:52.363	8 -	1:45.091
4 -	1:51.596	9 -	1:47.007
5 -	1:47.147		

HSCC Classic Racing Cars for the Retro Track and Air Trophy LAP ANALYSIS

(contd.)

89	Paul DRAYSON		Lotus 24
	1 - 7:27.203P		
	2 - 2:31.779		
	3 - 1:45.684		
	4 - 1:44.141		
	5 - 1:45.032		
93	Neil FENDER		Jamun T2
	1 - 1:40.768	6 - 1:47.148	
	2 - 1:52.841	7 - 1:45.877	
	3 - 1:48.315	8 - 1:45.021	
	4 - 1:47.084	9 - 1:44.481	
	5 - 1:49.091		
99	Jonathan STOCK	GBR	Jamun T2
	1 - 15.205	6 - 1:50.944	
	2 - 2:02.219	7 - 1:48.545	
	3 - 1:55.807	8 - 1:49.243	
	4 - 1:50.539	9 - 1:53.385	
	5 - 1:49.214		

HSCC/HRSR Historic Racing saloons Race

QUALIFYING - Race 9

POS	NO	CL	NAME	NAT	ENTRY	TIME	LAPS	GAP	MPH
1	8	K1	VOYAZIDES/BACON		Ford Falcon	1:43.658	12		78.10
2	59	K3	LANFRANCHI/WILLIAMS		Ford Lotus Cortina	1:44.176	12	0.518	77.71
3	21	A	Graeme DODD		Jaguar MkII	1:44.253	7	0.595	77.66
4	74	K3	Michael STEELE		Ford Lotus Cortina	1:44.254	12	0.596	77.66
5	35	B	James DODD		Alfa Romeo Giulia Sprint GT	1:45.011	12	1.353	77.10
6	4	K1	OLDWORTH/CLARK		Ford Falcon Sprint	1:45.250	11	1.592	76.92
7	30	C	Simon GARRAD		Alfa Romeo GTA	1:45.344	11	1.686	76.85
8	31	B	Les ELY		BMW 2000 HRSR	1:45.466	12	1.808	76.76
9	54	C	Neil WOOD		Ford Anglia 105E	1:45.730	12	2.072	76.57
10	53	K3	Robert HARTLEY		Ford Lotus Cortina	1:45.758	11	2.100	76.55
11	61	C	Ronnie FIELDING	GBR	Ford Anglia	1:46.312	12	2.654	76.15
12	46	C	Dan COX		Anglia 105E	1:46.667	10	3.009	75.90
13	69	K3	Mike WRIGLEY		Ford Lotus Cortina	1:46.769	10	3.111	75.83
14	23	A	Roger COPE		Jaguar S type	1:46.846	12	3.188	75.77
15	85	D	Roger GODFREY		Austin Mini Cooper S	1:46.859	12	3.201	75.76
16	32	C	Mark GARRITT	GBR	Alfa Giulia Sport	1:46.993	9	3.335	75.67
17	28	B	L. BRACEY/R. BRACEY		Ford Lotus Cortina	1:47.197	11	3.539	75.52
18	58	K3	Leslie GOBLE	GBR	Ford Lotus COrtina	1:47.235	12	3.577	75.50
19	2	A	Mike CANN/John YOUNG		Jaguar Mk2	1:47.426	12	3.768	75.36
20	12	A	CHAPMAN/TIZZARD		Ford Mustang	1:47.545	10	3.887	75.28
21	73	K3	SUGDEN/RUTT		Alfa Romeo GTA	1:47.984	11	4.326	74.97
22	57	C	Jonathan GOMM		Ford Anglia 105E	1:48.051	12	4.393	74.93
23	33	B	James FULLER		Alfa Romeo Giulia Sprint	1:49.148	11	5.490	74.17
24	10	A	Robert SHERRING		Ford Galaxie Coupe	1:50.053	9	6.395	73.56
25	7	A	Tony PEARSON		Jaguar S Type	1:51.183	11	7.525	72.82
26	45	C	MASCHIO/WHITING		Alfa Romeo Giulia Sprint GT	1:53.345	11	9.687	71.43
27	1	E	Adrian OLIVER		Hillman Imp	1:54.058	11	10.400	70.98
28	81	D	E.GLAISTER/c.GLAISTE		Ford Anglia 100E	1:55.568	11	11.910	70.05
29	63	K3	DRABBLE/GIORDANELLI		Alfa Romeo Giulia Ti Super	1:56.082	11	12.424	69.74
30	88	E	BRAMWELL/SMITH		Hillman Imp	1:56.171	10	12.513	69.69
31	99	E	Mike DOWSETT		Hillman Imp	1:56.919	11	13.261	69.24
32	64	C	Christian FLACKETT		Alfa Romeo Guilia Sprint GT	1:57.964	11	14.306	68.63
33	95	E	Peter UPTON		Hillman Imp	1:59.372	11	15.714	67.82
34	67	K3	Frank LYONS		Ford Lotus Cortina	1:59.584	9	15.926	67.70
35	68	C	Richard CROSS		Riley 1.5	2:01.627	11	17.969	66.56
36	94	E	Steven PLATTS		Singer Chamois	2:02.237	10	18.579	66.23
37	62	K3	Nick SAVAGE		Alfa Romeo 2600 Sprint	2:02.944	9	19.286	65.85
38	52	C	Peter ERGIS		Ford Cortina	2:06.143	5	22.485	64.18

Car 61 1st Reserve, Car 78 1 Lap Only.

Weather/Track : Cloudy/Dry

These results are provisional until the conclusion of any judicial and technical matters.

Silverstone Inter

Circuit Length = 2.2490 miles.

Start: 11:58 End: 12:18

Clerk of Course:	Stewards:	Timekeeper:

HSCC/HRSR Historic Racing saloons Race

GRID - Race 9

ROW 19	2:06.143	52	ERGIS	78	FLYNN
ROW 18	2:02.237	94	PLATTS	62	SAVAGE
ROW 17	1:59.584	67	LYONS	68	CROSS
ROW 16	1:57.964	64	FLACKETT	95	UPTON
ROW 15	1:56.171	88	BRAMWELL/SMITH	99	DOWSETT
ROW 14	1:55.568	81	E.GLAISTER/c.GLAISTE	63	DRABBLE/GIORDANELLI
ROW 13	1:53.345	45	MASCHIO/WHITING	1	OLIVER
ROW 12	1:50.053	10	SHERRING	7	PEARSON
ROW 11	1:48.051	57	GOMM	33	FULLER
ROW 10	1:47.545	12	CHAPMAN/TIZZARD	73	SUGDEN/RUTT
ROW 9	1:47.235	58	GOBLE	2	YOUNG
ROW 8	1:46.993	32	GARRITT	28	L. BRACEY/R. BRACEY
ROW 7	1:46.846	23	COPE	85	GODFREY
ROW 6	1:46.667	46	COX	69	WRIGLEY
ROW 5	1:45.730	54	WOOD	53	HARTLEY
ROW 4	1:45.344	30	GARRAD	31	ELY
ROW 3	1:45.011	35	DODD	4	OLDWORTH/CLARK
ROW 2	1:44.253	21	DODD	74	STEELE
ROW 1	1:43.658	8	VOYAZIDES/BACON	59	LANFRANCHI/WILLIAMS

POLE

Car 61 1st Reserve

Weather/Track : Cloudy/Dry

These results are provisional until the conclusion of any judicial and technical matters.

Silverstone Inter

Circuit Length = 2.2490 miles.

Start: 11:58 End: 12:18

Clerk of Course:	Stewards:	Timekeeper:
------------------	-----------	-------------

HSCC/HRSR Historic Racing saloons Race LAP ANALYSIS

1	Adrian OLIVER	Hillman Imp
1 - 8:58.168	6 - 1:56.201	11 - 2:00.578
2 - 2:10.719	7 - 1:54.326	
3 - 1:59.393	8 - 1:56.050	
4 - 1:57.758	9 - 1:58.711	
5 - 1:58.702	10 - 1:54.058	
2	Mike CANN/John YOUNG	Jaguar Mk2
1 - 8:30.691	6 - 2:37.528	11 - 1:47.436
2 - 1:53.155	7 - 1:49.769	12 - 1:47.779
3 - 1:52.140	8 - 1:48.298	
4 - 1:50.703	9 - 1:47.622	
5 - 2:12.386P	10 - 1:47.426	
4	OLDWORTH/CLARK	Ford Falcon Sprint
1 - 8:36.654	6 - 2:03.038P	11 - 1:45.677
2 - 1:49.376	7 - 3:17.895	
3 - 1:47.905	8 - 1:45.250	
4 - 1:46.520	9 - 1:47.790	
5 - 1:47.506	10 - 1:45.338	
7	Tony PEARSON	Jaguar S Type
1 - 8:26.860	6 - 1:54.379	11 - 1:55.376
2 - 1:56.659	7 - 1:54.773	
3 - 1:53.572	8 - 1:54.707	
4 - 1:51.183	9 - 2:27.109	
5 - 1:59.962	10 - 1:55.378	
8	VOYAZIDES/BACON	Ford Falcon
1 - 8:16.856	6 - 2:45.798	11 - 1:45.335
2 - 1:47.548	7 - 1:45.999	12 - 1:44.043
3 - 1:44.432	8 - 1:48.860	
4 - 1:43.658	9 - 1:51.907	
5 - 1:58.970P	10 - 1:45.453	
10	Robert SHERRING	Ford Galaxie Coupe
1 - 8:53.791	6 - 1:50.958	
2 - 1:56.255	7 - 1:52.579	
3 - 1:51.075	8 - 1:50.850	
4 - 1:50.053	9 - 3:57.813P	
5 - 1:51.497		
12	CHAPMAN/TIZZARD	Ford Mustang
1 - 8:45.176	6 - 2:04.645P	
2 - 1:57.102	7 - 3:13.792	
3 - 1:50.218	8 - 1:49.910	
4 - 1:48.562	9 - 1:47.545	
5 - 1:48.746	10 - 2:04.596P	

HSCC/HRSR Historic Racing saloons Race

LAP ANALYSIS

(contd.)

21	Graeme DODD	Jaguar MkII
1 -	8:16.002	6 - 1:45.853
2 -	1:46.674	7 - 2:13.630P
3 -	1:44.253	
4 -	1:44.536	
5 -	1:44.553	
23	Roger COPE	Jaguar S type
1 -	8:38.429	6 - 1:47.935 11 - 1:47.159
2 -	1:52.659	7 - 1:46.846 12 - 1:47.231
3 -	1:49.846	8 - 1:47.158
4 -	1:48.325	9 - 1:47.725
5 -	1:51.102	10 - 1:47.609
28	L. BRACEY/R. BRACEY	Ford Lotus Cortina
1 -	8:32.135	6 - 1:59.548P 11 - 1:48.285
2 -	1:56.729	7 - 2:48.213
3 -	1:50.437	8 - 1:49.150
4 -	1:48.983	9 - 1:47.197
5 -	1:52.636	10 - 1:48.204
30	Simon GARRAD	Alfa Romeo GTA
1 -	8:15.815	6 - 1:45.344 11 - 1:45.951
2 -	1:49.528	7 - 2:07.243P
3 -	1:46.921	8 - 4:43.699
4 -	1:46.447	9 - 1:46.513
5 -	1:45.747	10 - 1:47.696
31	Les ELY	BMW 2000 HRSR
1 -	8:15.291	6 - 1:47.363 11 - 1:45.831
2 -	1:48.661	7 - 1:48.232 12 - 1:49.345
3 -	1:46.327	8 - 1:46.675
4 -	1:47.615	9 - 1:45.466
5 -	1:58.582	10 - 1:45.705
32	Mark GARRITT	GBR Alfa Giulia Sport
1 -	8:19.401	6 - 1:46.993
2 -	1:53.608	7 - 1:50.265
3 -	1:50.296	8 - 1:48.487
4 -	1:50.071	9 - 7:27.613P
5 -	1:48.566	
33	James FULLER	Alfa Romeo Giulia Sprint
1 -	X:00.000	6 - 1:50.721 11 - 1:49.148
2 -	1:51.468	7 - 1:53.059
3 -	1:51.534	8 - 1:54.640
4 -	1:50.072	9 - 1:54.314
5 -	1:50.287	10 - 1:52.233

HSCC/HRSR Historic Racing saloons Race

LAP ANALYSIS

(contd.)

35	James DODD	Alfa Romeo Giulia Sprint GT
1 - 8:16.559	6 - 1:46.013	11 - 1:46.336
2 - 1:49.381	7 - 1:45.054	12 - 1:48.024
3 - 1:45.524	8 - 1:48.225	
4 - 1:49.562	9 - 1:53.324	
5 - 1:45.011	10 - 1:52.088	
45	MASCHIO/WHITING	Alfa Romeo Giulia Sprint GT
1 - 8:28.447	6 - 2:06.240P	11 - 1:55.589
2 - 1:56.599	7 - 2:59.732	
3 - 1:55.935	8 - 1:55.319	
4 - 1:53.345	9 - 1:54.163	
5 - 1:54.310	10 - 1:56.356	
46	Dan COX	Anglia 105E
1 - X:00.000P	6 - 1:47.799	
2 - 2:45.237	7 - 1:56.644	
3 - 2:24.811	8 - 1:47.196	
4 - 2:03.195	9 - 1:46.667	
5 - 1:49.767	10 - 1:48.708	
52	Peter ERGIS	Ford Cortina
1 - X:00.000P		
2 - 2:06.143		
3 - 2:28.066P		
4 - 3:29.076		
5 - 3:26.040P		
53	Robert HARTLEY	Ford Lotus Cortina
1 - 8:42.792	6 - 1:48.007	11 - 1:45.758
2 - 1:50.159	7 - 1:47.150	
3 - 1:58.646	8 - 2:11.957P	
4 - 1:46.115	9 - 2:56.357	
5 - 1:50.994	10 - 1:46.645	
54	Neil WOOD	Ford Anglia 105E
1 - 8:58.608	6 - 1:47.614	11 - 1:47.337
2 - 1:57.772	7 - 1:47.089	12 - 1:45.730
3 - 1:49.543	8 - 1:47.722	
4 - 1:48.436	9 - 1:52.062	
5 - 1:48.762	10 - 1:46.833	
57	Jonathan GOMM	Ford Anglia 105E
1 - 8:34.551	6 - 1:48.051	11 - 1:48.428
2 - 1:56.304	7 - 1:51.022	12 - 1:48.103
3 - 1:51.915	8 - 1:50.407	
4 - 1:51.456	9 - 1:49.956	
5 - 1:52.864	10 - 1:51.858	

HSCC/HRSR Historic Racing saloons Race

LAP ANALYSIS

(contd.)

58	Leslie GOBLE	GBR	Ford Lotus COrtina
1 - 8:26.126	6 - 1:49.138	11 - 1:47.235	
2 - 1:55.421	7 - 1:48.961	12 - 2:01.472P	
3 - 1:48.091	8 - 1:49.220		
4 - 1:49.541	9 - 1:49.107		
5 - 1:49.389	10 - 1:48.276		
59	LANFRANCHI/WILLIAMS		Ford Lotus Cortina
1 - 8:21.625	6 - 2:50.950	11 - 1:44.339	
2 - 1:55.170	7 - 1:44.806	12 - 1:44.505	
3 - 1:50.487	8 - 1:44.592		
4 - 1:54.323	9 - 1:44.176		
5 - 2:13.616P	10 - 1:44.481		
61	Ronnie FIELDING	GBR	Ford Anglia
1 - 8:42.462	6 - 1:49.439	11 - 1:48.062	
2 - 2:13.624	7 - 1:50.922	12 - 1:46.312	
3 - 1:56.022	8 - 1:48.413		
4 - 1:51.883	9 - 1:50.463		
5 - 1:51.772	10 - 1:48.539		
62	Nick SAVAGE		Alfa Romeo 2600 Sprint
1 - 8:58.760	6 - 2:08.482		
2 - 2:12.746	7 - 2:09.835		
3 - 2:02.944	8 - 2:05.732		
4 - 2:15.859P	9 - 2:06.054		
5 - 4:04.497			
63	DRABBLE/GIORDANELLI		Alfa Romeo Giulia Ti Super
1 - 8:23.548	6 - 2:05.038P	11 - 1:58.736	
2 - 1:58.609	7 - 3:25.597		
3 - 1:58.566	8 - 2:02.029		
4 - 1:57.421	9 - 2:00.286		
5 - 1:56.082	10 - 1:58.549		
64	Christian FLACKETT		Alfa Romeo Guilja Sprint GT
1 - 9:01.291	6 - 2:01.393	11 - 1:57.964	
2 - 2:12.101	7 - 1:59.565		
3 - 2:02.123	8 - 1:59.570		
4 - 2:03.047	9 - 1:58.643		
5 - 2:01.318	10 - 1:58.612		
67	Frank LYONS		Ford Lotus Cortina
1 - 9:06.303P	6 - 2:00.110		
2 - 2:51.084	7 - 2:03.878		
3 - 2:18.056	8 - 1:59.584		
4 - 2:17.779P	9 - 2:01.641		
5 - 3:35.798			

HSCC/HRSR Historic Racing saloons Race

LAP ANALYSIS

(contd.)

68	Richard CROSS	Riley 1.5
1 - 8:43.772	6 - 2:07.932	11 - 2:01.627
2 - 2:18.369	7 - 2:03.883	
3 - 2:05.359	8 - 2:02.427	
4 - 2:06.184	9 - 2:06.494	
5 - 2:03.935	10 - 2:05.194	
69	Mike WRIGLEY	Ford Lotus Cortina
1 - 8:59.041	6 - 1:47.696	
2 - 1:58.549	7 - 2:01.157P	
3 - 1:50.934	8 - 4:34.749	
4 - 1:48.578	9 - 1:46.769	
5 - 1:47.044	10 - 1:49.511	
73	SUGDEN/RUTT	Alfa Romeo GTA
1 - 8:24.475	6 - 3:23.578	11 - 1:47.984
2 - 1:58.361	7 - 1:51.924	
3 - 1:58.872	8 - 1:50.796	
4 - 1:54.650	9 - 1:49.735	
5 - 2:11.754P	10 - 1:51.322	
74	Michael STEELE	Ford Lotus Cortina
1 - 8:39.839	6 - 1:45.147	11 - 1:46.381
2 - 1:51.532	7 - 1:45.095	12 - 1:45.500
3 - 1:49.882	8 - 1:46.217	
4 - 1:47.657	9 - 1:44.254	
5 - 1:46.493	10 - 1:46.229	
78	Colin FLYNN	Morris Mini Cooper S
1 - X:00.000P		
81	E.GLAISTER/c.GLAISTE	Ford Anglia 100E
1 - 8:39.006	6 - 2:12.338P	11 - 1:55.568
2 - 1:59.138	7 - 3:05.334	
3 - 1:58.244	8 - 2:00.533	
4 - 1:56.720	9 - 1:56.711	
5 - 1:56.474	10 - 1:56.042	
85	Roger GODFREY	Austin Mini Cooper S
1 - 8:23.826	6 - 1:47.469	11 - 1:48.759
2 - 1:52.534	7 - 1:49.358	12 - 1:46.859
3 - 1:48.228	8 - 1:47.813	
4 - 1:48.605	9 - 1:46.954	
5 - 1:47.244	10 - 1:47.619	

HSCC/HRSR Historic Racing saloons Race

LAP ANALYSIS

(contd.)

88	BRAMWELL/SMITH	Hillman Imp
1 - 9:03.182	6 - 2:01.460	
2 - 2:11.440	7 - 2:11.515P	
3 - 2:03.438	8 - 2:58.397	
4 - 2:03.212	9 - 1:58.678	
5 - 2:01.017	10 - 1:56.171	
94	Steven PLATTS	Singer Chamois
1 - 9:10.944	6 - 2:07.100	
2 - 2:30.272	7 - 2:07.365	
3 - 2:18.019	8 - 2:07.504	
4 - 2:18.997	9 - 2:02.434	
5 - 2:10.464	10 - 2:02.237	
95	Peter UPTON	Hillman Imp
1 - 8:49.866	6 - 2:02.607	11 - 1:59.372
2 - 2:10.290	7 - 2:02.743	
3 - 2:02.610	8 - 2:02.826	
4 - 2:02.413	9 - 2:04.648	
5 - 2:03.440	10 - 2:00.320	
99	Mike DOWSETT	Hillman Imp
1 - 8:50.110	6 - 1:57.228	11 - 1:57.093
2 - 2:12.981	7 - 1:58.394	
3 - 2:00.107	8 - 1:57.943	
4 - 1:57.277	9 - 2:00.420	
5 - 1:56.919	10 - 2:00.051	

HSCC 70s Roadsports Championship Race

RACE RESULT - Race 1

POS	NO	CL	NAME	NAT	ENTRY	TIME	LAPS	GAP	MPH	BEST
1	24	B	Charles BARTER		Datsun 240 Z	15:33.666	9		78.23	1:42.113
2	69	F	Andy SHEPHERD		Lotus Seven Seies2	15:34.758	9	1.092	78.14	1:41.584
3	9	B	Julian BARTER		TVR 3000M	15:49.837	9	16.171	76.90	1:42.999
4	54	F	Chris HOLLAND		Lotus 7 S4	15:56.156	9	22.490	76.39	1:43.062
5	7	A	Richard THORNE		Morgan +8	16:06.116	9	32.450	75.60	1:45.538
6	15	A	Philip MCKELVEY	GBR	Morgan +8	16:17.434	9	43.768	74.73	1:46.236
7	16	A	Trevor ROWNEY		MGB GTV8	16:20.370	9	46.704	74.50	1:46.998
8	36	B	Geoff PARKINSON		TVR 3000M	16:21.857	9	48.191	74.39	1:46.703
9	68	F	Chris OVERTON		Lotus Seven S4	16:23.318	9	49.652	74.28	1:46.524
10	31	A	Mark BENNETT		MGB GT V8	16:24.118	9	50.452	74.22	1:47.033
11	27	B	Matthew BANNISTER		Datsun 240 Z	16:29.757	9	56.091	73.80	1:46.208
12	43	C	Bill BRAITHWAITE		Lotus Europa	16:44.773	9	1:11.107	72.69	1:46.771
13	62	D2	James CALVERT		VW Porsche 914/4	16:47.424	9	1:13.758	72.50	1:48.329
14	26	B	Paul STAFFORD		Datsun 240 Z	16:54.150	9	1:20.484	72.02	1:48.364
15	42	C	Ross BRAITHWAITE	GBR	Lotus Europa	16:54.812	9	1:21.146	71.97	1:46.960
16	1	D2	Adam BAGNALL		Triumph GT6 Mk3	16:55.345	9	1:21.679	71.94	1:49.938
17	12	B	Neil CONDLIFFE		TVR 3000M	17:02.941	9	1:29.275	71.40	1:48.516
18	37	B	Ken DAVIES		Porsche 911E	17:06.596	9	1:32.930	71.15	1:51.629
19	55	D2	Jason KENNEDY		Lancia Beta Coupe	17:10.615	9	1:36.949	70.87	1:51.721
20	33	B	Clive FOSKETT		Datsun 240Z	17:10.882	9	1:37.216	70.85	1:50.999
21	14	D1	Jai SHARMA		Lancia Fulvia	17:15.099	9	1:41.433	70.56	1:51.897
22	25	D2	Will FINN		Alfa Romeo GTV 2000	17:22.454	9	1:48.788	70.06	1:52.374
23	21	B	Peter GREGORY		Masarati Merak	17:22.492	9	1:48.826	70.06	1:52.411
24	57	D2	Mark OLDFIELD		Alfa Romeo Alfetta GTV	17:28.797	9	1:55.131	69.64	1:52.704
25	39	D2	Jonathan HARTOP	SUI	Alfa Romeo 2000GTV	15:38.905	8	1 LAP	69.17	1:53.331
26	34	D2	Sarah HUTCHISON		Lancia Beta	16:00.991	8	1 LAP	67.58	1:56.404
27	10	D1	Nigel ASHLEY		Alfa Romeo GT Junior	16:03.245	8	1 LAP	67.42	1:56.113
28	48	D1	Guy HARTNELL		Lancia Fulvia HF	16:03.678	8	1 LAP	67.39	1:55.620
29	3	A	Paul CONWAY		Morgan +8	16:10.244	8	1 LAP	66.93	1:56.122
30	29	A	Philip BRIGGS		Porsche 928	16:11.602	8	1 LAP	66.84	1:56.200
31	19	E	Jonathan SMART	GBR	Lancia Fulvia	16:45.139	8	1 LAP	64.61	2:02.181
32	60	D2	David MARSHALL		Lancia Beta Monte Carlo	16:47.909	8	1 LAP	64.43	2:00.580
33	17	A	Neil CULLEN	GBR	Ford Mustang Mach 1	15:44.191	7	2 LAPS	60.21	2:08.017

NOT CLASSIFIED

4	A	Robin GRAY		Pontiac Firebird	14:36.913	8	D.N.F.	74.06	1:46.408
77	A	Andrew SHARP		Porsche 928	14:50.745	8	D.N.F.	72.91	1:47.387
96	Inv	Michael SMITH	GBR	Ford Capri	14:45.557	7	D.N.F.	64.19	1:52.363

FASTEST LAP

69	F	Andy SHEPHERD		Lotus Seven Seies2	1:41.584	6	79.70mph	128.26kph
24	B	Charles BARTER		Datsun 240 Z	1:42.113	7	79.28mph	127.60kph
7	A	Richard THORNE		Morgan +8	1:45.538	2	76.71mph	123.46kph
43	C	Bill BRAITHWAITE		Lotus Europa	1:46.771	6	75.83mph	122.03kph
62	D2	James CALVERT		VW Porsche 914/4	1:48.329	3	74.73mph	120.28kph
14	D1	Jai SHARMA		Lancia Fulvia	1:51.897	8	72.35mph	116.44kph
96	Inv	Michael SMITH		Ford Capri	1:52.363	4	72.05mph	115.96kph
19	E	Jonathan SMART		Lancia Fulvia	2:02.181	6	66.26mph	106.64kph

Silverstone Inter
Circuit Length = 2.2490 miles.
Start: 13:14 End: 13:29

Weather/Track : Cloudy/Dry
These results are provisional until the conclusion of any judicial and technical matters.

Clerk of Course:	Stewards:	Timekeeper:
------------------	-----------	-------------

HSCC 70s Roadsports Championship Race

LAP CHART - Race 1

Lap 1			Lap 2			Lap 3			Lap 4			Lap 5		
No	Behind	Laptime	No	Behind	Laptime	No	Behind	Laptime	No	Behind	Laptime	No	Behind	Laptime
24		1:52.995	24		1:42.736	24		1:42.491	24		1:42.631	24		1:42.454
7	2.784	1:55.779	69	3.752	1:43.054	69	3.833	1:42.572	69	3.398	1:42.196	69	2.967	1:42.023
69	3.434	1:56.429	7	5.586	1:45.538	9	6.299	1:42.999	9	6.957	1:43.289	9	8.407	1:43.904
27	3.634	1:56.629	9	5.791	1:44.616	7	9.173	1:46.078	7	12.412	1:45.870	54	15.891	1:43.260
9	3.911	1:56.906	27	8.972	1:48.074	27	12.689	1:46.208	54	15.085	1:43.411	7	16.073	1:46.115
54	4.375	1:57.370	16	9.286	1:47.085	16	14.161	1:47.366	27	17.717	1:47.659	17	1 LAP	2:12.888
16	4.937	1:57.932	15	9.957	1:47.310	54	14.305	1:44.691	16	19.981	1:48.451	27	22.700	1:47.437
15	5.383	1:58.378	36	11.979	1:47.829	15	14.460	1:46.994	15	20.043	1:48.214	15	24.331	1:46.742
36	6.886	1:59.881	54	12.105	1:50.466	36	16.639	1:47.151	36	20.711	1:46.703	36	26.008	1:47.751
43	7.389	2:00.384	43	12.936	1:48.283	31	18.875	1:47.188	31	23.983	1:47.739	16	26.950	1:49.423
68	8.220	2:01.215	68	13.409	1:47.925	4	19.228	1:46.866	68	24.854	1:47.238	31	30.339	1:48.810
4	9.421	2:02.416	31	14.178	1:47.374	43	19.765	1:49.320	4	25.007	1:48.410	68	30.444	1:48.044
31	9.540	2:02.535	4	14.853	1:48.168	68	20.247	1:49.329	77	25.637	1:47.387	4	31.024	1:48.471
77	10.694	2:03.689	77	15.982	1:48.024	77	20.881	1:47.390	43	27.478	1:50.344	77	32.868	1:49.685
1	10.964	2:03.959	1	18.765	1:50.537	62	24.991	1:48.329	62	32.707	1:50.347	43	35.246	1:50.222
62	12.655	2:05.650	62	19.153	1:49.234	1	32.438	1:56.164	1	41.194	1:51.387	62	40.551	1:50.298
33	14.060	2:07.055	33	23.007	1:51.683	33	33.662	1:53.146	12	43.564	1:51.957	1	49.776	1:51.036
12	14.646	2:07.641	12	23.878	1:51.968	12	34.238	1:52.851	33	44.648	1:53.617	12	51.484	1:50.374
37	15.181	2:08.176	37	26.054	1:53.609	37	35.383	1:51.820	26	45.417	1:52.151	26	52.732	1:49.769
26	15.822	2:08.817	26	26.551	1:53.465	26	35.897	1:51.837	37	45.716	1:52.964	37	55.817	1:52.555
42	16.560	2:09.555	42	26.759	1:52.935	42	36.126	1:51.858	42	46.039	1:52.544	42	55.956	1:52.371
55	17.216	2:10.211	55	27.962	1:53.482	55	37.685	1:52.214	55	47.080	1:52.026	33	56.683	1:54.489
14	17.710	2:10.705	25	29.064	1:53.636	25	39.823	1:53.250	96	49.945	1:52.363	55	57.388	1:52.762
25	18.164	2:11.159	14	29.895	1:54.921	96	40.213	1:52.548	14	51.025	1:52.441	14	1:00.469	1:51.898
57	18.846	2:11.841	96	30.156	1:53.713	14	41.215	1:53.811	25	52.217	1:55.025	96	1:01.062	1:53.571
96	19.179	2:12.174	57	31.229	1:55.119	57	42.871	1:54.133	21	53.305	1:52.466	25	1:02.137	1:52.374
21	19.887	2:12.882	21	31.847	1:54.696	21	43.470	1:54.114	57	53.469	1:53.229	21	1:03.262	1:52.411
39	24.029	2:17.024	39	36.094	1:54.801	39	47.610	1:54.007	39	58.310	1:53.331	57	1:04.831	1:53.816
34	25.963	2:18.958	34	40.639	1:57.412	34	55.961	1:57.813	34	1:10.888	1:57.558	39	1:09.266	1:53.410
3	27.929	2:20.924	3	44.413	1:59.220	10	1:01.058	1:58.181	10	1:15.863	1:57.436	34	1:25.306	1:56.872
10	28.703	2:21.698	10	45.368	1:59.401	3	1:01.377	1:59.455	48	1:17.524	1:57.937	10	1:30.316	1:56.907
60	31.022	2:24.017	29	46.079	1:57.684	48	1:02.218	1:57.269	3	1:18.426	1:59.680	48	1:30.690	1:55.620
29	31.131	2:24.126	48	47.440	1:57.380	29	1:02.299	1:58.711	29	1:19.251	1:59.583	3	1:34.562	1:58.590
48	32.796	2:25.791	19	52.946	2:02.719	19	1:13.458	2:03.003	19	1:33.587	2:02.760	29	1:35.213	1:58.416
19	32.963	2:25.958	60	53.468	2:05.182	60	1:16.610	2:05.633	60	1:37.396	2:03.417			
17	38.832	2:31.827	17	1:04.113	2:08.017	17	1:29.904	2:08.282						

HSCC 70s Roadsports Championship Race

LAP CHART - Race 1

(contd.)

Lap 6			Lap 7			Lap 8			Lap 9			Lap 10		
No	Behind	Laptime	No	Behind	Laptime	No	Behind	Laptime	No	Behind	Laptime	No	Behind	Laptime
24		1:43.298	24		1:42.113	24		1:42.271	24		1:42.677			
69	1.253	1:41.584	10	1 LAP	1:56.113	69	1.519	1:42.407	69	1.092	1:42.250			
9	9.032	1:43.923	69	1.383	1:42.243	34	1 LAP	1:58.564	39	1 LAP	1:55.283			
19	1 LAP	2:02.375	48	1 LAP	1:56.543	9	14.466	1:46.309	17	2 LAPS	2:10.705			
54	15.655	1:43.062	3	1 LAP	1:58.002	10	1 LAP	1:56.820	9	16.171	1:44.382			
60	1 LAP	2:05.142	29	1 LAP	1:58.195	48	1 LAP	1:56.549	54	22.490	1:44.198			
7	18.560	1:45.785	9	10.428	1:43.509	54	20.969	1:45.920	34	1 LAP	1:56.404			
27	28.994	1:49.592	54	17.320	1:43.778	3	1 LAP	1:58.251	10	1 LAP	1:56.689			
15	29.737	1:48.704	7	22.983	1:46.536	29	1 LAP	1:58.687	48	1 LAP	1:56.589			
36	30.755	1:48.045	19	1 LAP	2:02.181	7	28.251	1:47.539	7	32.450	1:46.876			
16	31.315	1:47.663	27	34.980	1:48.099	15	40.209	1:47.094	3	1 LAP	1:56.122			
31	34.187	1:47.146	60	1 LAP	2:00.580	16	41.666	1:47.737	29	1 LAP	1:56.200			
68	34.956	1:47.810	15	35.386	1:47.762	36	43.777	1:48.084	15	43.768	1:46.236			
4	36.134	1:48.408	16	36.200	1:46.998	31	45.430	1:48.594	16	46.704	1:47.715			
77	38.543	1:48.973	36	37.964	1:49.322	68	45.739	1:48.643	36	48.191	1:47.091			
43	38.719	1:46.771	31	39.107	1:47.033	4	45.924	1:46.408	68	49.652	1:46.590			
62	47.442	1:50.189	68	39.367	1:46.524	27	47.290	1:54.581	31	50.452	1:47.699			
17	1 LAP	2:15.934	4	41.787	1:47.766	19	1 LAP	2:03.828	27	56.091	1:51.478			
1	56.566	1:50.088	77	46.757	1:50.327	96	1 LAP	3:06.495P	43	1:11.107	1:48.407			
12	56.702	1:48.516	62	57.226	1:51.897	60	1 LAP	2:02.996	19	1 LAP	2:02.315			
26	57.798	1:48.364	43	58.115	2:01.509	77	59.756	1:55.270	62	1:13.758	1:49.743			
42	59.618	1:46.960	1	1:05.043	1:50.590	43	1:05.377	1:49.533	60	1 LAP	2:00.942			
37	1:04.367	1:51.848	12	1:05.163	1:50.574	62	1:06.692	1:51.737	26	1:20.484	1:49.808			
55	1:06.659	1:52.569	26	1:06.245	1:50.560	1	1:12.710	1:49.938	42	1:21.146	1:49.909			
33	1:07.280	1:53.895	42	1:06.567	1:49.062	12	1:12.875	1:49.983	1	1:21.679	1:51.646			
14	1:10.629	1:53.458	37	1:14.590	1:52.336	26	1:13.353	1:49.379	12	1:29.275	1:59.077			
96	1:12.457	1:54.693	55	1:17.413	1:52.867	42	1:13.914	1:49.618	37	1:32.930	1:51.629			
25	1:13.016	1:54.177	33	1:18.626	1:53.459	37	1:23.978	1:51.659	55	1:36.949	1:52.763			
21	1:13.166	1:53.202	14	1:20.687	1:52.171	55	1:26.863	1:51.721	33	1:37.216	1:52.539			
57	1:14.237	1:52.704	21	1:23.683	1:52.630	33	1:27.354	1:50.999	14	1:41.433	1:53.797			
39	1:20.833	1:54.865	17	1 LAP	2:16.538	14	1:30.313	1:51.897	25	1:48.788	1:53.504			
34	1:39.418	1:57.410	25	1:26.155	1:55.252	21	1:34.149	1:52.737	21	1:48.826	1:57.354			
			57	1:26.699	1:54.575	25	1:37.961	1:54.077	57	1:55.131	1:55.683			
			39	1:34.904	1:56.184	57	1:42.125	1:57.697						

VSCC The Bill Phillips Trophy Race

RACE RESULT - Race 2

POS	NO	CL	NAME	NAT	ENTRY	TIME	LAPS	GAP	MPH	BEST
1	27		Pete CANDY		Riley Falcon spl 'THE RAT'	15:33.822	8		69.55	1:55.288
2	64		David FREEMAN		Aston Martin Speed Model	15:38.976	8	5.154	69.16	1:54.184
3	29		William MAHANY		HRG Le Mans Model	16:01.722	8	27.900	67.53	1:58.510
4	22		Chris CHILCOTT		Frazer Nash Fast Tourer	16:12.916	8	39.094	66.75	1:57.364
5	28		Brian MAILE		Alvis 4.3 Sports	16:14.514	8	40.692	66.64	1:57.921
6	23		Roy SPIERS		Alvis Speed 25 2str	17:18.897	8	1:45.075	62.51	2:02.074
7	42		John DUTTON		MG K2	17:28.211	8	1:54.389	61.96	2:07.617
8	68		S MANN		Bentley 4.5 Le Mans VDP	15:35.374	7	1 LAP	60.77	2:10.416
9	46		John CLARKE		Morgan 4/4 Le Mans	15:59.429	7	1 LAP	59.25	2:12.206
10	47		Colin ALDERMAN		MG K3	16:01.652	7	1 LAP	59.11	2:14.079
11	48		Peter FENICHEL		MG K Magnette	16:02.391	7	1 LAP	59.07	2:12.738
12	67		Mike PRESTON		Bugatti Type 50 Le Mans	16:06.763	7	1 LAP	58.80	2:13.728
13	49		Mike GILBERT		Riley 12/4	16:44.386	7	1 LAP	56.60	2:19.032
NOT CLASSIFIED										
	39		Graham GOODE		SS 100	10:53.655	5	D.N.F.	62.20	2:05.104
	33		Brian COOK		Bentley Sid Lawrence Special	8:46.367	4	D.N.F.	61.86	2:03.847
FASTEST LAP										
	64		David FREEMAN		Aston Martin Speed Model	1:54.184	4	70.90mph		114.11kph

Weather/Track : Cloudy/Dry

These results are provisional until the conclusion of any judicial and technical matters.

Silverstone Inter

Circuit Length = 2.2490 miles.

Start: 13:48 End: 14:03

Clerk of Course:	Stewards:	Timekeeper:
------------------	-----------	-------------

VSCC The Bill Phillips Trophy Race

LAP CHART - Race 2

Lap 1			Lap 2			Lap 3			Lap 4			Lap 5		
No	Behind	Laptime	No	Behind	Laptime	No	Behind	Laptime	No	Behind	Laptime	No	Behind	Laptime
27		2:03.727	27		1:56.132	27		1:55.682	27		1:55.288	27		1:55.997
64	3.768	2:07.495	64	3.088	1:55.452	64	1.842	1:54.436	64	0.738	1:54.184	64	0.912	1:56.171
29	6.096	2:09.823	29	8.837	1:58.873	29	11.665	1:58.510	29	15.119	1:58.742	29	17.904	1:58.782
28	6.314	2:10.041	28	12.996	2:02.814	28	17.875	2:00.561	28	24.517	2:01.930	28	30.457	2:01.937
22	17.153	2:20.880	22	23.013	2:01.992	22	26.803	1:59.472	22	29.738	1:58.223	22	33.027	1:59.286
39	19.357	2:23.084	39	31.600	2:08.375	39	44.348	2:08.430	39	54.164	2:05.104	39	1:06.829	2:08.662
42	21.882	2:25.609	42	35.078	2:09.328	33	44.930	2:03.847	33	55.538	2:05.896	42	1:12.847	2:07.617
68	22.630	2:26.357	33	36.765	2:05.450	42	48.662	2:09.266	42	1:01.227	2:07.853	68	1:23.730	2:11.813
48	24.638	2:28.365	68	36.914	2:10.416	68	52.209	2:10.977	68	1:07.914	2:10.993	23	1:25.078	2:03.096
47	25.534	2:29.261	48	43.765	2:15.259	47	1:04.356	2:15.316	23	1:17.979	2:04.050	47	1:45.008	2:14.974
33	27.447	2:31.174	47	44.722	2:15.320	67	1:09.067	2:15.328	47	1:26.031	2:16.963	46	1:47.337	2:13.090
67	29.347	2:33.074	67	49.421	2:16.206	23	1:09.217	2:03.622	67	1:29.943	2:16.164	48	1:49.562	2:15.075
49	33.445	2:37.172	46	53.333	2:15.161	46	1:10.990	2:13.339	46	1:30.244	2:14.542	67	1:51.055	2:17.109
46	34.304	2:38.031	49	58.263	2:20.950	48	1:11.559	2:23.476	48	1:30.484	2:14.213			
23	53.161	2:56.888	23	1:01.277	2:04.248	49	1:23.681	2:21.100	49	1:49.696	2:21.303			

VSCC The Bill Phillips Trophy Race

LAP CHART - Race 2

(contd.)

Lap 6			Lap 7			Lap 8			Lap 9			Lap 10		
No	Behind	Laptime	No	Behind	Laptime	No	Behind	Laptime	No	Behind	Laptime	No	Behind	Laptime
27		1:55.507	27		1:55.385	27		1:56.104						
64	1.460	1:56.055	64	4.194	1:58.119	68	1 LAP	2:11.417						
49	1 LAP	2:21.839	47	1 LAP	2:14.079	64	5.154	1:57.064						
29	21.263	1:58.866	46	1 LAP	2:13.060	46	1 LAP	2:12.206						
28	34.207	1:59.257	48	1 LAP	2:12.738	47	1 LAP	2:15.739						
22	34.884	1:57.364	67	1 LAP	2:15.154	29	27.900	1:58.784						
42	1:26.354	2:09.014	29	25.220	1:59.342	48	1 LAP	2:13.265						
23	1:32.343	2:02.772	22	37.440	1:57.941	67	1 LAP	2:13.728						
68	1:41.624	2:13.401	28	38.875	2:00.053	22	39.094	1:57.758						
			49	1 LAP	2:22.990	28	40.692	1:57.921						
			23	1:39.032	2:02.074	49	1 LAP	2:19.032						
			42	1:41.555	2:10.586	23	1:45.075	2:02.147						
						42	1:54.389	2:08.938						

HSCC Classic Formula 3 Race

RACE RESULT - Race 3

POS	NO	CL	NAME	NAT	ENTRY	TIME	LAPS	GAP	MPH	BEST
1	77	20	Richard TROTT		Ralt RT1	16:29.510	11		90.18	1:28.168
2	47	20	Ian SMITH		Argo JM6	16:41.918	11	12.408	89.06	1:28.382
3	14	20	Iain ROWLEY		March 793	16:46.400	11	16.890	88.66	1:29.570
4	82	20	John BRADSHAW		Argo JM1	17:02.050	11	32.540	87.31	1:29.660
5	1	Inv	Paul SMITH		Reynard SF79	17:03.592	11	34.082	87.18	1:29.737
6	50	20	Julian BALDWIN		March 783	17:05.588	11	36.078	87.01	1:30.268
7	84	Inv	Nicholas PEARCE		Delta T78/79	17:07.671	11	38.161	86.83	1:30.944
8	46	20	Alan GOODMAN		March 793	17:20.062	11	50.552	85.80	1:31.437
9	92	20	Ian JACOBS		Martini Mk31	17:23.941	11	54.431	85.48	1:33.105
10	43	Inv	Jan LANGDON		Reynard SF78	17:30.838	11	1:01.328	84.92	1:33.745
11	53	Inv	Roger PRICE		Delta T79	17:43.301	11	1:13.791	83.92	1:33.427
12	34	Inv	Dale SPRUCE		Reynard 795F	17:59.287	11	1:29.777	82.68	1:35.625
13	79	Inv	Warren MOYE		Delta T79	18:00.442	11	1:30.932	82.59	1:35.485
14	42	20	Tom THORNTON		March 743	16:34.223	10		81.61	1:34.061
15	18	20	Bob JORDAN		March 793	16:47.187	10	12.964	80.56	1:37.042
16	57	16	Chris LEVY		March 713M	16:47.797	10	13.574	80.51	1:38.322
17	64	Inv	Janet SHERRY		Royale RP27	16:50.131	10	15.908	80.32	1:38.737
18	96	16	Gareth WALTERS		Mallock MkIIB	17:22.271	9	1 LAP	70.08	1:49.698

NOT CLASSIFIED

17	20	Keith WHITE	Ralt RT1	15:05.856	10	D.N.F.	89.57	1:28.394
56	20	David SMITHIES	March 793	11:07.885	6	D.N.F.	72.99	1:38.247
58	20	Steve MAXTED	Argo JM6	4:40.362	3	D.N.F.	87.26	1:30.000
4	20	Paul CAMPFIELD	March 803		0	D.N.F.	N/A	

FASTEST LAP

77	20	Richard TROTT	Ralt RT1	1:28.168	8	91.82mph	147.78kph
1	Inv	Paul SMITH	Reynard SF79	1:29.737	7	90.22mph	145.20kph
57	16	Chris LEVY	March 713M	1:38.322	4	82.34mph	132.52kph

Weather/Track : Cloudy/Dry

These results are provisional until the conclusion of any judicial and technical matters.

Silverstone Inter
Circuit Length = 2.2490 miles.
Start: 14:16 End: 14:31

Clerk of Course:	Stewards:	Timekeeper:
------------------	-----------	-------------

HSCC Classic Formula 3 Race

LAP CHART - Race 3

Lap 1			Lap 2			Lap 3			Lap 4			Lap 5		
No	Behind	Laptime	No	Behind	Laptime	No	Behind	Laptime	No	Behind	Laptime	No	Behind	Laptime
77		1:38.463	77		1:29.817	77		1:29.898	77		1:28.731	77		1:29.807
47	0.514	1:38.977	47	1.775	1:31.078	47	1.494	1:29.617	47	2.815	1:30.052	47	3.303	1:30.295
58	1.184	1:39.647	58	2.082	1:30.715	58	2.184	1:30.000	17	3.316	1:29.506	17	3.583	1:30.074
17	1.541	1:40.004	17	2.461	1:30.737	17	2.541	1:29.978	14	7.134	1:30.361	14	7.390	1:30.063
14	4.037	1:42.500	14	4.896	1:30.676	14	5.504	1:30.506	50	13.473	1:31.380	82	15.688	1:31.836
50	4.945	1:43.408	1	7.885	1:32.696	50	10.824	1:32.822	82	13.659	1:30.998	50	17.357	1:33.691
1	5.006	1:43.469	50	7.900	1:32.772	82	11.392	1:33.068	1	14.174	1:31.443	1	17.558	1:33.191
82	5.429	1:43.892	82	8.222	1:32.610	1	11.462	1:33.475	84	15.109	1:31.644	84	17.739	1:32.437
84	5.880	1:44.343	84	8.999	1:32.936	84	12.196	1:33.095	46	16.313	1:32.533	46	17.943	1:31.437
46	6.568	1:45.031	46	9.854	1:33.103	46	12.511	1:32.555	92	20.164	1:33.105	96	1 LAP	1:55.145
92	7.953	1:46.416	92	12.075	1:33.939	92	15.790	1:33.613	43	22.266	1:33.926	92	23.685	1:33.328
43	8.475	1:46.938	43	12.946	1:34.288	43	17.071	1:34.023	53	23.155	1:33.831	43	26.204	1:33.745
53	9.003	1:47.466	53	13.737	1:34.551	53	18.055	1:34.216	34	36.449	1:37.229	53	26.775	1:33.427
42	10.626	1:49.089	42	16.253	1:35.444	18	26.488	1:37.682	18	36.546	1:38.789	42	44.657	1:35.303
34	10.715	1:49.178	34	18.459	1:37.561	34	27.951	1:39.390	79	37.089	1:37.706	34	44.802	1:38.160
18	11.479	1:49.942	18	18.704	1:37.042	79	28.114	1:38.351	42	39.161	1:34.061	79	45.565	1:38.283
79	12.897	1:51.360	79	19.661	1:36.581	42	33.831	1:47.476	56	44.601	1:39.470	57	54.042	1:38.712
64	14.403	1:52.866	56	25.207	1:38.247	56	33.862	1:38.553	57	45.137	1:38.322	18	54.302	1:47.563
57	14.876	1:53.339	57	26.390	1:41.331	57	35.546	1:39.054	64	48.110	1:39.807	64	58.083	1:39.780
56	16.777	1:55.240	64	26.444	1:41.858	64	37.034	1:40.488				56	1:02.228	1:47.434
96	35.905	2:14.368	96	59.545	1:53.457	96	1:23.780	1:54.133						

HSCC Classic Formula 3 Race

LAP CHART - Race 3

(contd.)

Lap 6			Lap 7			Lap 8			Lap 9			Lap 10		
No	Behind	Laptime	No	Behind	Laptime	No	Behind	Laptime	No	Behind	Laptime	No	Behind	Laptime
77		1:28.793	77		1:28.377	77		1:28.168	77		1:29.159	77		1:29.592
47	3.604	1:29.094	47	4.479	1:29.252	47	4.693	1:28.382	96	2 LAPS	1:49.698	17	5.051	1:30.139
17	4.060	1:29.270	17	4.905	1:29.222	17	5.131	1:28.394	64	1 LAP	1:39.364	47	5.184	1:30.672
14	8.223	1:29.626	14	9.476	1:29.630	14	11.309	1:30.001	47	4.104	1:28.570	18	1 LAP	1:38.325
82	17.188	1:30.293	82	19.440	1:30.629	82	21.538	1:30.266	17	4.504	1:28.532	57	1 LAP	1:40.087
1	19.671	1:30.906	1	21.031	1:29.737	1	23.053	1:30.190	14	11.720	1:29.570	64	1 LAP	1:39.521
84	21.703	1:32.757	46	25.719	1:32.275	84	31.011	1:32.501	82	22.795	1:30.416	14	12.306	1:30.178
46	21.821	1:32.671	84	26.678	1:33.352	50	31.358	1:32.136	1	24.419	1:30.525	96	2 LAPS	1:50.637
50	24.516	1:35.952	50	27.390	1:31.251	46	32.191	1:34.640	50	33.335	1:31.136	82	22.863	1:29.660
92	28.842	1:33.950	56	1 LAP	2:28.941P	92	39.955	1:33.598	84	33.870	1:32.018	1	25.034	1:30.207
53	32.351	1:34.369	92	34.525	1:34.060	43	44.154	1:34.119	46	38.372	1:35.340	50	34.011	1:30.268
43	32.711	1:35.300	43	38.203	1:33.869	53	44.555	1:34.052	92	44.645	1:33.849	84	35.222	1:30.944
96	1 LAP	1:53.712	53	38.671	1:34.697	42	1:03.450	1:34.661	43	49.737	1:34.742	46	42.846	1:34.066
42	50.271	1:34.407	42	56.957	1:35.063	34	1:08.134	1:35.625	53	50.366	1:34.970	92	49.191	1:34.138
34	52.878	1:36.869	34	1:00.677	1:36.176	79	1:09.039	1:35.485	42	1:11.006	1:36.715	43	55.293	1:35.148
79	53.363	1:36.591	79	1:01.722	1:36.736	18	1:25.921	1:38.355	34	1:15.089	1:36.114	53	55.759	1:34.985
18	1:04.926	1:39.417	96	1 LAP	1:50.925	57	1:26.707	1:38.634	79	1:15.631	1:35.751	34	1:21.799	1:36.302
57	1:05.310	1:40.061	18	1:15.734	1:39.185							79	1:22.388	1:36.349
64	1:08.108	1:38.818	57	1:16.241	1:39.308									
			64	1:18.623	1:38.892									

HSCC Classic Formula 3 Race

LAP CHART - Race 3

(contd.)

Lap 11			Lap 12			Lap 13			Lap 14			Lap 15		
No	Behind	Laptime	No	Behind	Laptime	No	Behind	Laptime	No	Behind	Laptime	No	Behind	Laptime
77		1:28.705												
42	1 LAP	1:52.004												
47	12.408	1:35.929												
14	16.890	1:33.289												
18	1 LAP	1:40.887												
57	1 LAP	1:38.949												
64	1 LAP	1:38.737												
82	32.540	1:38.382												
1	34.082	1:37.753												
50	36.078	1:30.772												
84	38.161	1:31.644												
46	50.552	1:36.411												
96	2 LAPS	2:00.196												
92	54.431	1:33.945												
43	1:01.328	1:34.740												
53	1:13.791	1:46.737												
34	1:29.777	1:36.683												
79	1:30.932	1:37.249												

HSCC Historic Roadsports race

RACE RESULT - Race 4

POS	NO	CL	NAME	NAT	ENTRY	TIME	LAPS	GAP	MPH	BEST
1	18	A	Laurence BAILEY		TVR Griffith	15:41.066	9		77.61	1:42.466
2	11	Inv	Graeme DODD	GBR	Jaguar XK120	15:43.038	9	1.972	77.45	1:43.636
3	10	D	Robert BARRIE		Porsche 911S	16:03.932	9	22.866	75.77	1:44.761
4	45	C	Barry ASHWORTH	GBR	Lotus Elan	16:14.752	9	33.686	74.93	1:44.504
5	15	B	Mike EAGLES		Milano GT Mk1	16:23.915	9	42.849	74.23	1:46.984
6	22	C	John FITZGERALD		Lotus Elan S4	16:24.262	9	43.196	74.21	1:46.693
7	12	A	Allan JONES		Jaguar E type S1	16:24.839	9	43.773	74.16	1:46.522
8	64	E	James BILDERBECK		Turner Climax MkII	16:28.754	9	47.688	73.87	1:47.132
9	76	A	Tony HOWARD		Morgan +8	16:45.817	9	1:04.751	72.62	1:49.183
10	1	E	Dick COFFEY	GBR	Turner Mk1	16:46.318	9	1:05.252	72.58	1:49.241
11	63	B	Colin SHARP		Triumph TR4a	16:48.390	9	1:07.324	72.43	1:49.141
12	72	E	Jim GATHERCOLE	GBR	MG Midget	16:48.605	9	1:07.539	72.42	1:49.077
13	20	B	Rory BELL		Triumph TR5	16:49.474	9	1:08.408	72.35	1:49.245
14	47	Inv	Patrick FENN		MGB	17:01.198	9	1:20.132	71.52	1:49.865
15	50	D	Michael MASTERS		Porsche 911	17:11.726	9	1:30.660	70.79	1:49.881
16	96	Inv	Nigel BARNETT	GBR	Ford Capri	17:25.516	9	1:44.450	69.86	1:50.931
17	31	B	James OWEN		Triumph TR5	17:26.071	9	1:45.005	69.82	1:51.671
18	39	D	Rollo BEALE		Alfa Romeo Giulia Spider	17:29.618	9	1:48.552	69.59	1:52.506
19	77	A	Louise KENNEDY		TVR Griffith	17:30.206	9	1:49.140	69.55	1:53.778
20	38	Inv	Kevin ZWOLINSKI	GBR	Jaguar XK140	17:31.282	9	1:50.216	69.48	1:53.744
21	35	B	Holly MASON	GBR	AC Ace	15:48.146	8	7.080	68.50	1:54.947
22	78	B	Jonathon RUSHTON	GBR	Morgan +4	16:12.850	8	31.784	66.76	1:56.771
23	19	A	Adam SIMMONDS		Ford Mustang	16:14.624	8		66.63	1:56.544
24	14	D	Ian CONWAY		Lancia Fulvia	16:15.589	8	0.965	66.57	1:56.913
25	98	Inv	Bob TROTTER		Ford Escort RS	16:20.666	8	6.042	66.22	1:59.224
26	21	D	Rebecca RUFF		Porsche 911	16:21.353	8	6.729	66.18	1:58.305
27	24	Inv	Trevor GROOM		Jaguar XK140	16:23.389	8	8.765	66.04	1:58.716
28	37	D	Mervyn SELWYN		Porsche 911	17:03.944	8	49.320	63.42	2:03.995
29	34	C	James CAMPBELL		TVR Vixen S2	17:29.930	8	1:15.306	61.85	2:06.861
30	51	E	Mark WILSON		Ginetta G15	17:32.166	8	1:17.542	61.72	2:02.121
31	81	Inv	Kate ARTHURS		Austin Healy 100M	17:38.112	7	1 LAP	53.72	2:16.117

NOT CLASSIFIED

3	A	Martin EDRIDGE		Ford Mustang	14:29.704	8	D.N.F.	74.67	1:46.787
36	Inv	Nicholas WILKINS	GBR	Jaguar XK120	15:38.690	7	D.N.F.	60.56	2:02.544
32	E	Patrick WARD-BOOTH		Ginetta G4	12:33.560	6	D.N.F.	64.69	1:49.032
28	D	Nobu ASAI		Porsche 911T	12:43.769	6	D.N.F.	63.83	1:51.101
55	A	Hugo DIXON		Chevrolet Camero	5:43.933	3	D.N.F.	71.13	1:49.206

FASTEST LAP

18	A	Laurence BAILEY		TVR Griffith	1:42.466	3	79.01mph	127.16kph
11	Inv	Graeme DODD		Jaguar XK120	1:43.636	3	78.12mph	125.72kph
45	C	Barry ASHWORTH		Lotus Elan	1:44.504	2	77.47mph	124.68kph
10	D	Robert BARRIE		Porsche 911S	1:44.761	2	77.28mph	124.37kph
15	B	Mike EAGLES		Milano GT Mk1	1:46.984	6	75.67mph	121.79kph
64	E	James BILDERBECK		Turner Climax MkII	1:47.132	8	75.57mph	121.62kph

Silverstone Inter
Circuit Length = 2.2490 miles.
Start: 14:50 End: 15:05

Weather/Track : Cloudy/Dry

These results are provisional until the conclusion of any judicial and technical matters.

Clerk of Course:	Stewards:	Timekeeper:
------------------	-----------	-------------

HSCC Historic Roadsports race

LAP CHART - Race 4

Lap 1			Lap 2			Lap 3			Lap 4			Lap 5		
No	Behind	Laptime	No	Behind	Laptime	No	Behind	Laptime	No	Behind	Laptime	No	Behind	Laptime
18		1:50.575	18		1:45.235	18		1:42.466	18		1:43.483	18		1:45.099
11	1.648	1:52.223	11	0.209	1:43.796	11	1.379	1:43.636	11	1.827	1:43.931	11	1.039	1:44.311
45	2.645	1:53.220	45	1.914	1:44.504	45	4.074	1:44.626	45	7.241	1:46.650	34	1 LAP	2:09.283
10	3.445	1:54.020	10	2.971	1:44.761	10	5.951	1:45.446	10	9.618	1:47.150	45	8.818	1:46.676
15	6.550	1:57.125	3	8.751	1:46.893	3	13.489	1:47.204	51	1 LAP	2:05.453	10	10.850	1:46.331
3	7.093	1:57.668	15	9.015	1:47.700	15	15.778	1:49.229	3	17.879	1:47.873	3	20.695	1:47.915
76	9.168	1:59.743	22	10.869	1:46.693	22	16.099	1:47.696	15	20.220	1:47.925	15	23.274	1:48.153
22	9.411	1:59.986	76	13.747	1:49.814	12	22.453	1:49.682	22	21.166	1:48.550	22	23.620	1:47.553
55	10.326	2:00.901	55	14.297	1:49.206	64	24.188	1:50.976	12	27.021	1:48.051	12	29.557	1:47.635
64	10.698	2:01.273	12	15.237	1:49.534	72	25.448	1:51.898	64	28.139	1:47.434	51	1 LAP	2:02.989
12	10.938	2:01.513	64	15.678	1:50.215	55	25.657	1:53.826	76	34.317	1:51.929	64	30.840	1:47.800
72	11.896	2:02.471	72	16.016	1:49.355	76	25.871	1:54.590	1	34.825	1:52.061	1	39.428	1:49.702
1	12.226	2:02.801	1	16.311	1:49.320	1	26.247	1:52.402	72	35.323	1:53.358	76	39.960	1:50.742
63	12.942	2:03.517	63	17.013	1:49.306	63	26.679	1:52.132	63	36.547	1:53.351	72	40.897	1:50.673
28	14.017	2:04.592	50	19.053	1:49.881	50	26.788	1:50.201	50	36.907	1:53.602	63	41.581	1:50.133
50	14.407	2:04.982	20	24.151	1:52.312	20	31.215	1:49.530	32	37.880	1:49.839	32	41.813	1:49.032
96	16.655	2:07.230	96	24.611	1:53.191	32	31.524	1:49.106	20	39.475	1:51.743	20	43.983	1:49.607
20	17.074	2:07.649	32	24.884	1:52.607	28	35.464	1:51.101	47	42.992	1:50.735	47	47.758	1:49.865
32	17.512	2:08.087	47	25.794	1:53.025	47	35.740	1:52.412	28	44.401	1:52.420	28	50.604	1:51.302
47	18.004	2:08.579	28	26.829	1:58.047	96	36.492	1:54.347	96	45.785	1:52.776	96	51.617	1:50.931
38	19.820	2:10.395	38	28.920	1:54.335	38	40.260	1:53.806	38	51.314	1:54.537	50	1:00.482	2:08.674
77	20.725	2:11.300	77	30.994	1:55.504	77	42.435	1:53.907	77	54.622	1:55.670	38	1:01.010	1:54.795
35	22.715	2:13.290	35	33.052	1:55.572	31	45.196	1:54.112	31	56.332	1:54.619	77	1:04.047	1:54.524
31	23.340	2:13.915	31	33.550	1:55.445	39	46.031	1:54.361	39	57.186	1:54.638	31	1:05.582	1:54.349
39	23.472	2:14.047	39	34.136	1:55.899	35	46.504	1:55.918	35	59.848	1:56.827	39	1:06.710	1:54.623
24	24.854	2:15.429	14	38.742	1:58.325	78	54.089	1:57.060	78	1:16.183	2:05.577	35	1:12.912	1:58.163
14	25.652	2:16.227	78	39.495	1:58.339	14	54.822	1:58.546	14	1:16.838	2:05.499	78	1:31.501	2:00.417
78	26.391	2:16.966	24	42.609	2:02.990	98	1:00.950	2:00.612	81	1 LAP	3:28.448	14	1:32.064	2:00.325
98	28.072	2:18.647	98	42.804	1:59.967	24	1:01.805	2:01.662	98	1:19.694	2:02.227	98	1:34.709	2:00.114
51	28.624	2:19.199	19	47.443	2:01.307	19	1:04.609	1:59.632	24	1:21.348	2:03.026	24	1:35.769	1:59.520
19	31.371	2:21.946	21	48.212	2:01.842	21	1:05.466	1:59.720	19	1:21.804	2:00.678	19	1:36.739	2:00.034
21	31.605	2:22.180	36	50.878	2:03.589	36	1:10.956	2:02.544	21	1:22.291	2:00.308	21	1:37.822	2:00.630
36	32.524	2:23.099	37	56.791	2:04.656	37	1:20.883	2:06.558	36	1:35.001	2:07.528			
34	36.517	2:27.092	34	1:00.414	2:09.132	34	1:25.702	2:07.754	37	1:42.658	2:05.258			
37	37.370	2:27.945	81	1:14.429	2:16.117									
81	43.547	2:34.122	51	1:33.237	2:49.848									

HSCC Historic Roadsports race

LAP CHART - Race 4

(contd.)

Lap 6			Lap 7			Lap 8			Lap 9			Lap 10		
No	Behind	Laptime	No	Behind	Laptime	No	Behind	Laptime	No	Behind	Laptime	No	Behind	Laptime
18		1:43.333	18		1:44.751	18		1:43.202	18		1:42.922			
11	1.624	1:43.918	11	0.668	1:43.795	11	1.136	1:43.670	11	1.972	1:43.758			
81	2 LAPS	2:19.512	78	1 LAP	2:00.298	78	1 LAP	1:56.771	35	1 LAP	1:56.015			
45	13.545	1:48.060	14	1 LAP	2:00.338	14	1 LAP	1:56.913	10	22.866	1:47.346			
10	13.759	1:46.242	19	1 LAP	1:56.605	10	18.442	1:46.696	78	1 LAP	1:57.422			
37	1 LAP	2:04.941	98	1 LAP	2:00.198	19	1 LAP	1:57.878	19	1 LAP	1:56.544			
36	1 LAP	2:13.429	21	1 LAP	1:58.305	98	1 LAP	1:59.224	45	33.686	1:50.243			
3	24.149	1:46.787	24	1 LAP	2:02.713	21	1 LAP	1:58.725	14	1 LAP	1:59.416			
15	26.925	1:46.984	10	14.948	1:45.940	45	26.365	1:50.504	98	1 LAP	1:59.677			
22	27.813	1:47.526	32	1 LAP	3:04.889P	24	1 LAP	1:59.333	21	1 LAP	1:59.643			
34	1 LAP	2:09.902	45	19.063	1:50.269	3	31.560	1:47.502	24	1 LAP	1:58.716			
12	33.184	1:46.960	3	27.260	1:47.862	22	36.675	1:46.955	15	42.849	1:47.842			
64	34.657	1:47.150	28	1 LAP	3:06.307P	15	37.929	1:50.241	22	43.196	1:49.443			
1	45.336	1:49.241	15	30.890	1:48.716	12	39.092	1:46.522	12	43.773	1:47.603			
76	47.359	1:50.732	22	32.922	1:49.860	64	42.551	1:47.132	64	47.688	1:48.059			
72	48.006	1:50.442	12	35.772	1:47.339	1	58.088	1:50.357	76	1:04.751	1:49.269			
63	48.616	1:50.368	64	38.621	1:48.715	76	58.404	1:49.815	1	1:05.252	1:50.086			
20	50.247	1:49.597	37	1 LAP	2:05.003	63	1:00.052	1:50.248	63	1:07.324	1:50.194			
51	1 LAP	2:03.886	81	2 LAPS	2:18.868	72	1:00.446	1:51.316	72	1:07.539	1:50.015			
47	55.929	1:51.504	1	50.933	1:50.348	20	1:00.810	1:49.245	20	1:08.408	1:50.520			
50	1:07.169	1:50.020	76	51.791	1:49.183	37	1 LAP	2:05.588	47	1:20.132	1:51.365			
96	1:09.743	2:01.459	36	1 LAP	2:16.663	47	1:11.689	1:51.302	37	1 LAP	2:03.995			
38	1:13.536	1:55.859	72	52.332	1:49.077	81	2 LAPS	2:19.411	50	1:30.660	1:51.703			
77	1:15.474	1:54.760	63	53.006	1:49.141	34	1 LAP	2:06.861	96	1:44.450	1:55.933			
31	1:16.234	1:53.985	20	54.767	1:49.271	50	1:21.879	1:50.941	31	1:45.005	1:53.436			
39	1:17.523	1:54.146	34	1 LAP	2:08.546	51	1 LAP	2:04.375	39	1:48.552	1:55.719			
35	1:26.993	1:57.414	47	1:03.589	1:52.411	96	1:31.439	1:54.237	34	1 LAP	2:11.360			
			51	1 LAP	2:02.121	38	1:34.444	1:55.117	77	1:49.140	1:56.470			
			50	1:14.140	1:51.722	31	1:34.491	1:54.539	38	1:50.216	1:58.694			
			96	1:20.404	1:55.412	77	1:35.592	1:54.293	51	1 LAP	2:04.295			
			38	1:22.529	1:53.744	39	1:35.755	1:53.679	81	2 LAPS	2:21.634			
			31	1:23.154	1:51.671	36	1 LAP	2:31.838P						
			77	1:24.501	1:53.778									
			39	1:25.278	1:52.506									
			35	1:37.189	1:54.947									

Group4 Racing for the European Trophy

RACE RESULT - Race 5

POS	NO	CL	NAME	NAT	ENTRY	TIME	LAPS	GAP	MPH	BEST
1	25	C	Frank SYTNER		Lola T70Mk3	21:24.971	14		88.34	1:29.860
2	22	C	Nigel HULME	GBR	Lola T70 Mk3	21:44.963	14	19.992	86.99	1:29.970
3	16	C	Sean WALKER		Chevron B16	21:45.368	14	20.397	86.96	1:30.513
4	24	C	David YATES		Chevron B16	21:57.375	14	32.404	86.17	1:32.559
5	38	B	Micheal SCHRYVER	GBR	Chevron B6	22:01.200	14	36.229	85.92	1:32.555
6	19	C	Craig JONES	GBR	Lola T70 Mk3	22:18.057	14	53.086	84.84	1:32.460
7	27	C	John SHELDON	GBR	Chevron B16	22:18.244	14	53.273	84.83	1:32.206
8	36	B	David METHLEY		Lenham Hurst GT	22:21.137	14	56.166	84.64	1:33.444
9	30	B	Sandy WATSON	GBR	Chevron B8	22:30.571	14	1:05.600	84.05	1:33.924
10	43	B	Andrew SCHRYVER	GBR	Chevron B8	22:35.041	14	1:10.070	83.78	1:34.612
11	32	B	Charles ALLISON		Chevron B8	22:44.067	14	1:19.096	83.22	1:34.331
12	37	B	Jerry HOOPER	GBR	Chevron B8	22:44.897	14	1:19.926	83.17	1:34.532
13	33	B	Ross MAXWELL	GBR	Chevron B8	22:48.031	14	1:23.060	82.98	1:34.999
14	44	B	Rod SMITH	GBR	Taydec Mk3	22:52.755	14	1:27.784	82.69	1:35.074
15	51	A1	Steve WORRAD	GBR	Lotus 23B	22:59.952	14	1:34.981	82.26	1:36.786
16	41	B	Tony BIANCHI	GBR	Chevron B8	23:00.293	14	1:35.322	82.24	1:35.619
17	20	D	Klaus FLETTNER		Porsche 908	23:01.370	14	1:36.399	82.18	1:35.788
18	12	C	Carlos BARBOT	POR	Lola Mk3B	21:46.583	13	1 LAP	80.69	1:30.870
19	56	A1	Robert HARTLEY		Elva Mk7	22:05.409	13	1 LAP	79.54	1:38.520
20	54	A1	Chris JOLLY	GBR	Lotus 23B	22:39.018	13	1 LAP	77.57	1:41.291
21	57	A1	Stuart TIZZARD	GBR	Elva Mk7S	22:39.318	13	1 LAP	77.56	1:40.984
22	39	B	John MOULDS	GBR	Crossle 95	22:41.313	13	1 LAP	77.44	1:36.486
23	40	B	Paul DRAYSON		Chevron B8	21:42.095	12	2 LAPS	74.75	1:44.379
NOT CLASSIFIED										
45	A	Marshall BAILEY	GBR	Lotus 23B		22:45.070	10	N.C.F.	59.44	1:41.755
17	C	Jonathan BAKER		Ford F3L		11:08.619	7	D.N.F.	85.02	1:29.396
42	B	Alexander BOSWELL	GBR	Costin Nathan GT		7:11.563	4	D.N.F.	75.45	1:43.322
FASTEST LAP										
17	C	Jonathan BAKER		Ford F3L		1:29.396	2	90.56mph	145.75kph	
38	B	Micheal SCHRYVER		Chevron B6		1:32.555	13	87.47mph	140.78kph	
20	D	Klaus FLETTNER		Porsche 908		1:35.788	2	84.52mph	136.02kph	
51	A1	Steve WORRAD		Lotus 23B		1:36.786	10	83.65mph	134.62kph	
45	A	Marshall BAILEY		Lotus 23B		1:41.755	3	79.56mph	128.05kph	

Weather/Track : Cloudy/Dry

These results are provisional until the conclusion of any judicial and technical matters.

Silverstone Inter

Circuit Length = 2.2490 miles.

Start: 15:21 End: 15:41

Clerk of Course:	Stewards:	Timekeeper:
------------------	-----------	-------------

Group4 Racing for the European Trophy LAP CHART - Race 5

Lap 1			Lap 2			Lap 3			Lap 4			Lap 5		
No	Behind	Laptime	No	Behind	Laptime	No	Behind	Laptime	No	Behind	Laptime	No	Behind	Laptime
17		1:31.736	17		1:29.396	17		1:29.599	17		1:31.248	17		1:31.779
22	0.791	1:32.527	22	1.365	1:29.970	22	1.796	1:30.030	22	0.955	1:30.407	22	2.115	1:32.939
25	1.257	1:32.993	25	1.721	1:29.860	25	2.086	1:29.964	25	7.565	1:36.727	25	7.338	1:31.552
24	3.957	1:35.693	24	7.120	1:32.559	24	10.709	1:33.188	16	12.694	1:32.862	24	17.155	1:35.596
16	5.401	1:37.137	16	7.481	1:31.476	16	11.080	1:33.198	24	13.338	1:33.877	12	1 LAP	1:35.746
19	7.307	1:39.043	19	11.059	1:33.148	12	1 LAP	2:42.636	12	1 LAP	1:33.411	27	21.362	1:35.939
38	8.453	1:40.189	27	12.057	1:32.895	19	13.978	1:32.518	19	15.190	1:32.460	38	23.406	1:35.917
27	8.558	1:40.294	38	13.075	1:34.018	27	15.316	1:32.858	27	17.202	1:33.134	16	24.737	1:43.822
30	8.875	1:40.611	36	13.805	1:33.444	38	16.450	1:32.974	38	19.268	1:34.066	36	27.171	1:37.585
36	9.757	1:41.493	30	14.811	1:35.332	36	17.750	1:33.544	36	21.365	1:34.863	43	30.266	1:36.804
43	10.269	1:42.005	43	16.114	1:35.241	30	19.421	1:34.209	43	25.241	1:35.362	19	30.784	1:47.373
37	11.525	1:43.261	32	17.359	1:34.331	43	21.127	1:34.612	32	26.669	1:35.654	30	37.577	1:36.581
32	12.424	1:44.160	37	19.324	1:37.195	32	22.263	1:34.503	37	32.344	1:38.715	37	41.115	1:40.550
20	13.708	1:45.444	20	20.100	1:35.788	37	24.877	1:35.152	30	32.775	1:44.602	20	42.151	1:40.227
51	15.767	1:47.503	51	23.393	1:37.022	20	26.295	1:35.794	20	33.703	1:38.656	33	42.985	1:37.509
44	16.179	1:47.915	44	24.518	1:37.735	51	30.675	1:36.881	33	37.255	1:35.882	51	46.651	1:39.966
41	16.506	1:48.242	41	24.854	1:37.744	33	32.621	1:37.164	51	38.464	1:39.037	44	47.191	1:39.652
33	17.493	1:49.229	33	25.056	1:36.959	44	33.132	1:38.213	44	39.318	1:37.434	41	47.428	1:39.530
56	18.038	1:49.774	56	27.162	1:38.520	41	33.463	1:38.208	41	39.677	1:37.462	32	48.078	1:53.188
39	18.507	1:50.243	39	27.483	1:38.372	56	36.532	1:38.969	56	48.155	1:42.871	56	58.703	1:42.327
45	20.261	1:51.997	45	34.082	1:43.217	39	36.696	1:38.812	54	56.977	1:41.706	54	1:11.295	1:46.097
54	20.523	1:52.259	54	34.390	1:43.263	45	46.238	1:41.755	39	1:03.007	1:57.559P	57	1:23.197	1:45.638
57	24.103	1:55.839	57	38.018	1:43.311	54	46.519	1:41.728	57	1:09.338	1:45.968	40	1:24.775	1:45.276
40	24.460	1:56.196	42	38.590	1:43.322	57	54.618	1:46.199	42	1:09.584	1:45.990			
42	24.664	1:56.400	40	39.443	1:44.379	42	54.842	1:45.851	40	1:11.278	1:47.208			
12	28.148	1:59.884P				40	55.318	1:45.474						

Group4 Racing for the European Trophy

LAP CHART - Race 5

(contd.)

Lap 6			Lap 7			Lap 8			Lap 9			Lap 10		
No	Behind	Laptime	No	Behind	Laptime	No	Behind	Laptime	No	Behind	Laptime	No	Behind	Laptime
17		1:32.216	22		1:37.756	25		1:32.948	25		1:30.112	25		1:29.868
22	2.080	1:32.181	25	0.361	1:34.076	22	0.327	1:33.636	22	1.324	1:31.109	56	1 LAP	1:40.869
25	6.121	1:30.999	40	1 LAP	1:56.773	57	1 LAP	1:43.649	54	1 LAP	1:47.090	22	5.820	1:34.364
39	1 LAP	2:18.354	12	1 LAP	1:34.163	12	1 LAP	1:33.354	12	1 LAP	1:32.420	45	4 LAPS	1:52.213
24	19.588	1:34.649	24	16.003	1:36.251	24	16.145	1:33.451	24	18.921	1:32.888	12	1 LAP	1:32.985
12	1 LAP	1:34.148	27	18.141	1:35.030	27	18.173	1:33.341	57	1 LAP	1:43.522	16	22.015	1:31.011
27	22.947	1:33.801	38	20.273	1:34.213	16	20.142	1:33.085	16	20.872	1:30.842	24	22.782	1:33.729
38	25.896	1:34.706	16	20.366	1:33.773	38	22.208	1:35.244	38	24.870	1:32.774	38	28.240	1:33.238
16	26.429	1:33.908	39	1 LAP	1:44.752	40	1 LAP	1:52.015	36	33.634	1:35.009	54	1 LAP	1:46.564
36	30.892	1:35.937	17	22.809	2:02.645P	36	28.737	1:35.568	19	40.286	1:36.713	57	1 LAP	1:42.044
43	35.940	1:37.890	36	26.478	1:35.422	39	1 LAP	1:41.130	39	1 LAP	1:42.857	36	38.681	1:34.915
19	36.385	1:37.817	19	32.937	1:36.388	19	33.685	1:34.057	27	43.946	1:55.885	19	43.630	1:33.212
30	40.870	1:35.509	43	33.920	1:37.816	30	36.976	1:35.327	30	44.891	1:38.027	27	46.833	1:32.755
37	48.414	1:39.515	30	34.958	1:33.924	43	37.316	1:36.705	43	45.738	1:38.534	30	49.530	1:34.507
20	49.331	1:39.396	37	47.201	1:38.623	37	50.824	1:36.932	40	1 LAP	1:50.383	43	51.076	1:35.206
33	50.138	1:39.369	20	48.074	1:38.579	33	52.844	1:37.251	37	57.409	1:36.697	39	1 LAP	1:39.803
51	52.411	1:37.976	33	48.902	1:38.600	20	53.375	1:38.610	32	58.135	1:34.556	40	1 LAP	1:44.917
44	54.203	1:39.228	51	50.173	1:37.598	32	53.691	1:36.624	33	59.537	1:36.805	32	1:03.971	1:35.704
32	54.396	1:38.534	32	50.376	1:35.816	51	55.748	1:38.884	44	1:02.603	1:36.150	37	1:04.796	1:37.255
41	55.353	1:40.141	44	53.125	1:38.758	44	56.565	1:36.749	51	1:04.019	1:38.383	33	1:05.782	1:36.113
56	1:09.801	1:43.314	41	53.432	1:37.915	41	56.791	1:36.668	20	1:05.006	1:41.743	44	1:08.054	1:35.319
54	1:25.698	1:46.619	45	3 LAPS	6:35.937	56	1:20.415	1:41.016	41	1:05.146	1:38.467	51	1:10.937	1:36.786
57	1:36.182	1:45.201	56	1:12.708	1:42.743	45	3 LAPS	1:52.102				20	1:13.262	1:38.124
			54	1:30.153	1:44.291							41	1:13.634	1:38.356

Group4 Racing for the European Trophy

LAP CHART - Race 5

(contd.)

Lap 11			Lap 12			Lap 13			Lap 14			Lap 15		
No	Behind	Laptime	No	Behind	Laptime	No	Behind	Laptime	No	Behind	Laptime	No	Behind	Laptime
25		1:30.825	25		1:31.455	25		1:32.150	25		1:31.442			
22	8.966	1:33.971	22	12.422	1:34.911	40	2 LAPS	1:46.035	40	2 LAPS	1:45.533			
56	1 LAP	1:41.331	56	1 LAP	1:40.076	22	15.687	1:35.415	22	19.992	1:35.747			
12	1 LAP	1:33.473	16	22.267	1:30.921	16	21.326	1:31.209	16	20.397	1:30.513			
16	22.801	1:31.611	12	1 LAP	1:32.575	12	1 LAP	1:30.870	12	1 LAP	1:30.918			
24	26.398	1:34.441	24	29.323	1:34.380	24	30.334	1:33.161	24	32.404	1:33.512			
38	31.202	1:33.787	38	32.741	1:32.994	56	1 LAP	1:42.777	38	36.229	1:34.525			
45	4 LAPS	1:49.006	36	47.917	1:36.232	38	33.146	1:32.555	56	1 LAP	1:40.822			
54	1 LAP	1:42.411	19	49.048	1:33.332	19	50.717	1:33.819	19	53.086	1:33.811			
57	1 LAP	1:41.045	45	4 LAPS	1:46.862	36	52.256	1:36.489	27	53.273	1:32.206			
36	43.140	1:35.284	27	52.374	1:33.838	27	52.509	1:32.285	36	56.166	1:35.352			
19	47.171	1:34.366	54	1 LAP	1:43.531	30	1:03.113	1:36.462	30	1:05.600	1:33.929			
27	49.991	1:33.983	57	1 LAP	1:44.115	54	1 LAP	1:42.168	43	1:10.070	1:37.155			
30	53.374	1:34.669	30	58.801	1:36.882	43	1:04.357	1:35.711	54	1 LAP	1:41.291			
43	56.190	1:35.939	43	1:00.796	1:36.061	57	1 LAP	1:41.803	57	1 LAP	1:40.984			
39	1 LAP	1:37.994	39	1 LAP	1:37.309	45	4 LAPS	1:46.753	39	1 LAP	1:36.486			
32	1:09.249	1:36.103	32	1:13.138	1:35.344	39	1 LAP	1:37.642	32	1:19.096	1:34.761			
37	1:10.256	1:36.285	37	1:14.369	1:35.568	32	1:15.777	1:34.789	37	1:19.926	1:34.617			
33	1:10.961	1:36.004	33	1:15.128	1:35.622	37	1:16.751	1:34.532	45	4 LAPS	1:45.228			
44	1:14.196	1:36.967	44	1:19.193	1:36.452	33	1:17.977	1:34.999	33	1:23.060	1:36.525			
51	1:17.324	1:37.212	51	1:23.320	1:37.451	44	1:22.117	1:35.074	44	1:27.784	1:37.109			
20	1:20.193	1:37.756	41	1:25.708	1:36.715	51	1:29.007	1:37.837	51	1:34.981	1:37.416			
41	1:20.448	1:37.639	20	1:25.798	1:37.060	41	1:29.177	1:35.619	41	1:35.322	1:37.587			
40	1 LAP	1:47.906				20	1:31.195	1:37.547	20	1:36.399	1:36.646			

Group4 Racing for the European Trophy

GRID - Race 13

ROW 13	17	BAKER	42	BOSWELL
ROW 12	40	DRAYSON	45	BAILEY
ROW 11	57	TIZZARD	39	MOULDS
ROW 10	56	HARTLEY	54	JOLLY
ROW 9	20	FLETTNER	12	BARBOT
ROW 8	51	WORRAD	41	BIANCHI
ROW 7	33	MAXWELL	44	SMITH
ROW 6	32	ALLISON	37	HOOPER
ROW 5	30	WATSON	43	SCHRYVER
ROW 4	27	SHELDON	36	METHLEY
ROW 3	38	SCHRYVER	19	JONES
ROW 2	16	WALKER	24	YATES
ROW 1	25	SYTNER	22	HULME
POLE				



Weather/Track : Cloudy/Dry

These results are provisional until the conclusion of any judicial and technical matters.

Silverstone Inter
 Circuit Length = 2.2490 miles.
 Start: 15:21 End: 15:41

Clerk of Course:	Stewards:	Timekeeper:
------------------	-----------	-------------

Grand Prix Masters

RACE RESULT - Race 6

POS	NO	CL	NAME	NAT	ENTRY	TIME	LAPS	GAP	MPH	BEST
1	16		Frank SYTNER		Penske PC3	16:22.256	12		99.09	1:19.960
2	10		Peter WILLIAMS		March 761-5	16:51.822	12	29.566	96.19	1:20.194
3	65		Judy LYONS		Surtees TS9-03	17:00.534	12	38.278	95.37	1:22.973
4	37		Peter WUENSCH	GER	Brabham BT 37-2	17:00.791	12	38.535	95.35	1:23.303
5	15		David CLARK	GBR	McLaren M19	17:12.663	12	50.407	94.25	1:24.221
6	20		Terry SAYLES	GBR	Surtees TS20	17:31.053	12	1:08.797	92.60	1:25.822
7	18		Nick RINI		BRM P160	16:37.488	11	1 LAP	89.46	1:28.979
8	11		Lorina MCLAUGHLIN		McLaren M23	16:38.471	11	1 LAP	89.37	1:28.883
9	24		Graham WILCOX	GBR	Hesketh 308B	16:37.448	10		81.34	1:35.875
10	14		Ron MAYDON	GBR	Cooper T86c	17:12.713	10	35.265	78.57	1:39.715
11	30		David BROWN		BRM P126	17:13.207	10	35.759	78.53	1:38.325
12	55		Frank LYONS	IRE	McLaren M26	17:38.150	9		69.03	1:48.696
13	21		Max SAMUEL-CAMPS	GBR	Wolf WR1	17:44.801	9	6.651	68.59	1:29.676
NOT CLASSIFIED										
5			Sid HOOLE	GBR	Brabham BT33	14:18.125	10	D.N.F.	94.55	1:23.606
1			Peter AUSTIN		Surtees TS9B	14:11.589	9	D.N.F.	85.77	1:31.153
12			Rob HALL	GBR	BRM P201	1:58.551	1	D.N.F.	69.78	
FASTEST LAP										
16			Frank SYTNER		Penske PC3	1:19.960	3	101.25mph		162.95kph

Weather/Track : Cloudy/Dry

These results are provisional until the conclusion of any judicial and technical matters.

Silverstone Inter
Circuit Length = 2.2490 miles.
Start: 16:12 End: 16:28

Clerk of Course:	Stewards:	Timekeeper:
------------------	-----------	-------------

Grand Prix Masters

LAP CHART - Race 6

Lap 1			Lap 2			Lap 3			Lap 4			Lap 5		
No	Behind	Laptime	No	Behind	Laptime	No	Behind	Laptime	No	Behind	Laptime	No	Behind	Laptime
10		1:24.490	10		1:20.634	10		1:20.194	10		1:21.594	10		1:22.032
16	0.571	1:25.061	16	0.655	1:20.718	16	0.421	1:19.960	16	0.248	1:21.421	16	0.273	1:22.057
37	3.046	1:27.536	37	5.715	1:23.303	37	10.360	1:24.839	55	1 LAP	1:56.624	21	3 LAPS	1:37.238
65	4.902	1:29.392	65	9.241	1:24.973	65	13.371	1:24.324	37	13.956	1:25.190	14	1 LAP	1:47.122
15	6.642	1:31.132	15	11.919	1:25.911	15	16.625	1:24.900	65	17.413	1:25.636	30	1 LAP	1:47.850
5	6.814	1:31.304	5	12.101	1:25.921	5	16.773	1:24.866	15	20.970	1:25.939	37	17.067	1:25.143
20	10.669	1:35.159	20	16.935	1:26.900	20	23.058	1:26.317	5	21.254	1:26.075	65	20.549	1:25.168
11	11.526	1:36.016	11	21.030	1:30.138	11	30.737	1:29.901	20	27.768	1:26.304	15	25.169	1:26.231
1	14.093	1:38.583	1	24.612	1:31.153	18	34.701	1:30.109	11	39.619	1:30.476	5	25.492	1:26.270
18	14.609	1:39.099	18	24.786	1:30.811	1	37.073	1:32.655	18	42.686	1:29.579	20	33.065	1:27.329
24	18.080	1:42.570	24	33.321	1:35.875	24	49.697	1:36.570	1	47.943	1:32.464	11	47.255	1:29.668
30	22.451	1:46.941	14	43.213	1:41.027	30	1:04.115	1:40.790	24	1:05.409	1:37.306	18	50.005	1:29.351
14	22.820	1:47.310	30	43.519	1:41.702	14	1:04.311	1:41.292				55	1 LAP	1:59.370
55	30.842	1:55.332	55	58.904	1:48.696	21	2 LAPS	5:18.619				1	59.059	1:33.148
12	34.061	1:58.551P										24	1:20.950	1:37.573

Grand Prix Masters

LAP CHART - Race 6

(contd.)

Lap 6			Lap 7			Lap 8			Lap 9			Lap 10		
No	Behind	Laptime	No	Behind	Laptime	No	Behind	Laptime	No	Behind	Laptime	No	Behind	Laptime
10		1:21.197	10		1:22.595	10		1:22.486	10		1:21.774	16		1:21.210
16	0.338	1:21.262	16	0.197	1:22.454	16	0.165	1:22.454	16	0.122	1:21.731	10	0.739	1:22.071
21	3 LAPS	1:32.260	55	2 LAPS	1:59.245	1	1 LAP	1:35.518	1	1 LAP	1:35.879	14	2 LAPS	1:44.841
37	20.969	1:25.099	24	1 LAP	1:37.674	37	26.173	1:25.462	37	28.928	1:24.529	30	2 LAPS	1:39.820
65	24.520	1:25.168	37	23.197	1:24.823	65	28.181	1:24.136	65	30.198	1:23.791	37	31.233	1:23.637
15	29.717	1:25.745	65	26.531	1:24.606	24	1 LAP	1:41.737	5	37.523	1:24.952	65	31.839	1:22.973
5	29.812	1:25.517	21	3 LAPS	1:33.389	5	34.345	1:25.006	15	39.050	1:24.491	1	1 LAP	1:37.191
30	1 LAP	1:44.471	5	31.825	1:24.608	15	36.333	1:26.211	24	1 LAP	1:39.004	5	39.797	1:23.606
14	1 LAP	1:45.408	15	32.608	1:25.486	21	3 LAPS	1:36.614	20	52.229	1:26.526	15	41.939	1:24.221
20	38.112	1:26.244	20	43.979	1:28.462	55	2 LAPS	2:00.347	21	3 LAPS	1:33.155	20	56.719	1:25.822
11	54.941	1:28.883	14	1 LAP	1:40.900	20	47.477	1:25.984	55	2 LAPS	1:55.877	21	3 LAPS	1:29.676
18	57.787	1:28.979	30	1 LAP	1:51.829	14	1 LAP	1:39.715	18	1:18.739	1:29.091	24	1 LAP	1:42.476
1	1:12.860	1:34.998	11	1:03.038	1:30.692	11	1:10.508	1:29.956	11	1:19.154	1:30.420			
			18	1:04.685	1:29.493	18	1:11.422	1:29.223						
						30	1 LAP	1:40.002						

**Grand Prix Masters
LAP CHART - Race 6**

(contd.)

Lap 11			Lap 12			Lap 13			Lap 14			Lap 15		
No	Behind	Laptime	No	Behind	Laptime	No	Behind	Laptime	No	Behind	Laptime	No	Behind	Laptime
16		1:21.752	16		1:22.176									
10	0.548	1:21.561	24	2 LAPS	1:46.663									
18	1 LAP	1:31.298	18	1 LAP	1:30.455									
11	1 LAP	1:32.116	11	1 LAP	1:30.205									
14	2 LAPS	1:42.704	10	29.566	1:51.194									
30	2 LAPS	1:38.325	65	38.278	1:26.462									
65	33.992	1:23.905	37	38.535	1:26.125									
37	34.586	1:25.105	15	50.407	1:27.049									
55	3 LAPS	2:01.479	14	2 LAPS	1:42.394									
15	45.534	1:25.347	30	2 LAPS	1:41.477									
20	1:02.976	1:28.009	20	1:08.797	1:27.997									
21	3 LAPS	1:32.595	55	3 LAPS	2:01.180									
			21	3 LAPS	1:31.255									

**Grand Prix Masters
GRID - Race 14**

ROW 8	12 HALL	1 AUSTIN
ROW 7	5 HOOLE	21 SAMUEL-CAMPS
ROW 6	55 LYONS	30 BROWN
ROW 5	14 MAYDON	24 WILCOX
ROW 4	11 MCLAUGHLIN	18 TBD
ROW 3	20 SAYLES	15 CLARK
ROW 2	37 WUENSCH	65 LYONS
ROW 1	10 WILLIAMS	16 SYTNER
		POLE



Weather/Track : Cloudy/Dry
These results are provisional until the conclusion of any judicial and technical matters.

Silverstone Inter
 Circuit Length = 2.2490 miles.
 Start: 16:12 End: 16:28

Clerk of Course:	Stewards:	Timekeeper:
------------------	-----------	-------------

HSCC Millers Oils Classic Sports Car Race

RACE RESULT - Race 7

POS	NO	CL	NAME	NAT	ENTRY	TIME	LAPS	GAP	MPH	BEST
1	16	GS4	Phillip NELSON	GBR	Marcos 1800 GT	15:09.700	9		80.29	1:39.403
2	77	GS3	Sean WALKER		Lotus Elan 26R	15:16.456	9	6.756	79.70	1:39.529
3	82	GS5	Jamie BOOT		TVR Griffith 400	15:20.029	9	10.329	79.39	1:39.776
4	15	GS4	Charles ALLISON		Marcos 1800 GT	15:20.502	9	10.802	79.35	1:40.157
5	51	GS7	Grahame BRYANT	GBR	AC Cobra	15:43.425	9	33.725	77.42	1:42.787
6	70	GS7	Les ELY		Jaguar E-type	15:49.061	9	39.361	76.96	1:42.558
7	86	GS3	Danny WRIGHT	GBR	Lotus Elan 26R	16:04.231	9	54.531	75.75	1:44.323
8	44	GS7	Stephen RADCLIFFE		Jaguar E-type	16:06.617	9	56.917	75.56	1:45.389
9	57	GS5	Roddie FEILDEN		Chevrolet Corvette	16:09.164	9	59.464	75.36	1:45.159
10	2	GS4	Stuart TIZZARD		Marcos 1800GT	16:20.825	9	1:11.125	74.47	1:44.698
11	5	GS7	Michael MOORE		Jaguar E-Type	16:23.435	9	1:13.735	74.27	1:45.488
12	48	GS4	Mark ASHWORTH		TVR Grantura 1800S	16:25.174	9	1:15.474	74.14	1:46.336
13	1	GS2	Brendan ROBERTS		Lotus Elite	16:38.588	9	1:28.888	73.14	1:48.806
14	41	GT1	Malcolm SANDERS		Lotus Elan S3	16:50.950	9	1:41.250	72.25	1:49.446
15	46	GS7	Neil HOWE	GBR	Triumph TR4	16:52.814	9	1:43.114	72.12	1:50.319
16	39	GS2	Terence PAGE		Marcos GT Gullwing	15:10.069	8	1 LAP	71.36	1:50.888
17	79	GS6	Oliver BRYANT	GBR	MGB	15:11.987	8	1 LAP	71.21	1:51.221
18	6	GS6	Simon ASHWORTH		MGB	15:13.120	8	1 LAP	71.12	1:50.601
19	21	GS6	Robert BARRIE		Porsche 911	15:16.152	8	1 LAP	70.89	1:51.350
20	78	GS2	Andrew COLLEY	GBR	Lotus Elite	15:17.441	8	1 LAP	70.79	1:51.282
21	80	GS6	Martin RICHARDSON		MGB	15:24.805	8	1 LAP	70.22	1:51.950
22	29	GS7	Paul DRAYSON		Jaguar E-type	15:25.164	8	1 LAP	70.20	1:51.476
23	65	GS4	Peter THOMSON	GBR	Marcos 1800 GT	15:34.887	8	1 LAP	69.47	1:52.945
24	50	GS6	Michael MASTERS		Porsche 911	15:42.048	8	1 LAP	68.94	1:54.118
25	54	GS6	Chris PHILLIPS		Porsche 911	15:43.177	8	1 LAP	68.86	1:54.203
26	59	GS7	Malcolm VEREY		Sunbeam Tiger	15:56.909	8	1 LAP	67.87	1:54.238
27	22	GS4	Rod BEGBIE		TVR Grantura MkIII	16:08.814	8	1 LAP	67.03	1:57.331
28	81	GS7	Austen WELLS		Austin Healey 100M	15:20.121	7	2 LAPS	61.78	2:07.790
29	74	GS6	Beverley PHILLIPS		MGB	15:27.784	7	2 LAPS	61.27	2:07.357

NOT CLASSIFIED

88	GS4	Stephen MINOPRIO		Marcos 1800 GT	10:45.268	6	D.N.F.	75.55	1:39.528
31	GS5	Keith NORRIS		Chevrolet Corvette	9:47.313	5	D.N.F.	69.22	1:50.757
58	GS7	Harry WYNDHAM	GBR	Jaguar E-type	5:41.360	1	D.N.F.	24.23	

FASTEST LAP

16	GS4	Phillip NELSON		Marcos 1800 GT	1:39.403	6	81.45mph	131.08kph
77	GS3	Sean WALKER		Lotus Elan 26R	1:39.529	6	81.34mph	130.91kph
82	GS5	Jamie BOOT		TVR Griffith 400	1:39.776	6	81.14mph	130.59kph
70	GS7	Les ELY		Jaguar E-type	1:42.558	2	78.94mph	127.04kph
1	GS2	Brendan ROBERTS		Lotus Elite	1:48.806	9	74.41mph	119.75kph
41	GT1	Malcolm SANDERS		Lotus Elan S3	1:49.446	4	73.97mph	119.05kph
6	GS6	Simon ASHWORTH		MGB	1:50.601	4	73.20mph	117.81kph

Weather/Track : Cloudy/Dry

These results are provisional until the conclusion of any judicial and technical matters.

Silverstone Inter
Circuit Length = 2.2490 miles.
Start: 16:45 End: 17:00

Clerk of Course:	Stewards:	Timekeeper:
------------------	-----------	-------------

HSCC Millers Oils Classic Sports Car Race

LAP CHART - Race 7

Lap 1			Lap 2			Lap 3			Lap 4			Lap 5		
No	Behind	Laptime	No	Behind	Laptime	No	Behind	Laptime	No	Behind	Laptime	No	Behind	Laptime
16		1:48.754	16		1:39.822	16		1:39.987	16		1:39.415	16		1:40.709
82	0.984	1:49.738	82	2.170	1:41.008	82	2.306	1:40.123	77	3.431	1:40.141	77	3.397	1:40.675
77	1.656	1:50.410	77	2.542	1:40.708	77	2.705	1:40.150	82	4.133	1:41.242	82	5.661	1:42.237
15	2.017	1:50.771	15	3.014	1:40.819	15	3.377	1:40.350	15	4.652	1:40.690	15	6.558	1:42.615
88	2.253	1:51.007	88	4.538	1:42.107	88	4.079	1:39.528	88	4.804	1:40.140	88	6.984	1:42.889
51	4.582	1:53.336	51	7.547	1:42.787	51	11.289	1:43.729	51	15.566	1:43.692	51	18.591	1:43.734
70	5.544	1:54.298	70	8.280	1:42.558	70	12.692	1:44.399	70	17.439	1:44.162	70	20.334	1:43.604
44	6.451	1:55.205	57	12.540	1:45.159	44	18.402	1:45.389	44	26.377	1:47.390	74	1 LAP	2:11.697
57	7.203	1:55.957	44	13.000	1:46.371	57	19.067	1:46.514	57	26.630	1:46.978	81	1 LAP	2:10.188
86	8.506	1:57.260	86	14.104	1:45.420	86	20.800	1:46.683	86	28.425	1:47.040	44	31.399	1:45.731
5	10.359	1:59.113	5	16.025	1:45.488	5	28.006	1:51.968	5	36.874	1:48.283	57	32.957	1:47.036
2	11.451	2:00.205	2	16.327	1:44.698	48	28.535	1:48.130	48	37.500	1:48.380	86	34.327	1:46.611
48	13.104	2:01.858	48	20.392	1:47.110	58	2 LAPS	5:41.360P	1	42.153	1:49.281	5	43.354	1:47.189
1	13.309	2:02.063	1	23.162	1:49.675	1	32.287	1:49.112	2	43.560	1:45.826	48	44.043	1:47.252
46	15.295	2:04.049	46	25.792	1:50.319	41	35.774	1:49.678	41	45.805	1:49.446	2	48.962	1:46.111
41	15.839	2:04.593	41	26.083	1:50.066	46	36.754	1:50.949	46	48.267	1:50.928	1	51.547	1:50.103
31	17.321	2:06.075	31	28.256	1:50.757	2	37.149	2:00.809	31	51.865	1:51.354	41	55.393	1:50.297
21	18.145	2:06.899	21	30.020	1:51.697	31	39.926	1:51.657	21	53.464	1:51.350	46	58.486	1:50.928
39	19.443	2:08.197	39	30.509	1:50.888	21	41.529	1:51.496	39	54.341	1:51.745	21	1:06.399	1:53.644
80	19.982	2:08.736	78	31.619	1:51.282	39	42.011	1:51.489	79	55.086	1:51.231	39	1:06.712	1:53.080
78	20.159	2:08.913	79	31.830	1:51.221	79	43.270	1:51.427	78	57.654	1:53.581	79	1:07.701	1:53.324
79	20.431	2:09.185	80	34.462	1:54.302	78	43.488	1:51.856	6	58.950	1:50.601	6	1:10.317	1:52.076
29	21.648	2:10.402	6	35.215	1:53.027	6	47.764	1:52.536	29	1:00.625	1:51.476	78	1:10.403	1:53.458
6	22.010	2:10.764	29	36.143	1:54.317	80	48.016	1:53.541	80	1:02.826	1:54.225	80	1:16.970	1:54.853
50	22.907	2:11.661	65	38.652	1:54.119	29	48.564	1:52.408	65	1:06.453	1:54.258	29	1:17.363	1:57.447
65	24.355	2:13.109	50	40.858	1:57.773	65	51.610	1:52.945	54	1:10.484	1:54.203	31	1:18.626	2:07.470
54	24.911	2:13.665	54	40.871	1:55.782	54	55.696	1:54.812	50	1:10.809	1:54.118	65	1:22.679	1:56.935
22	26.668	2:15.422	22	44.177	1:57.331	50	56.106	1:55.235	22	1:24.402	1:58.812	54	1:24.043	1:54.268
74	34.850	2:23.604	59	56.851	1:58.623	22	1:05.005	2:00.815	59	1:26.914	1:54.238	50	1:24.431	1:54.331
81	37.796	2:26.550	74	1:06.449	2:11.421	59	1:12.091	1:55.227						
59	38.050	2:26.804	81	1:08.325	2:10.351	74	1:33.819	2:07.357						
						81	1:36.838	2:08.500						

HSCC Millers Oils Classic Sports Car Race

LAP CHART - Race 7

(contd.)

Lap 6			Lap 7			Lap 8			Lap 9			Lap 10		
No	Behind	Laptime	No	Behind	Laptime	No	Behind	Laptime	No	Behind	Laptime	No	Behind	Laptime
16		1:39.403	16		1:39.894	16		1:39.931	16		1:41.785			
59	1 LAP	1:54.331	50	1 LAP	1:56.665	80	1 LAP	1:53.280	39	1 LAP	1:51.195			
77	3.523	1:39.529	54	1 LAP	1:57.058	29	1 LAP	1:52.384	79	1 LAP	1:51.475			
22	1 LAP	2:00.452	77	3.692	1:40.063	77	6.273	1:42.512	6	1 LAP	1:50.837			
82	6.034	1:39.776	82	8.879	1:42.739	82	10.584	1:41.636	21	1 LAP	1:52.706			
15	7.312	1:40.157	15	8.976	1:41.558	15	11.268	1:42.223	77	6.756	1:42.268			
51	22.385	1:43.197	59	1 LAP	1:56.361	65	1 LAP	1:54.304	78	1 LAP	1:52.453			
70	25.017	1:44.086	22	1 LAP	1:59.636	50	1 LAP	1:56.996	82	10.329	1:41.530			
88	37.178	2:09.597P	51	26.235	1:43.744	54	1 LAP	1:57.643	81	2 LAPS	2:07.896			
44	39.892	1:47.896	70	30.421	1:45.298	51	31.170	1:44.866	15	10.802	1:41.319			
86	40.489	1:45.565	86	46.846	1:46.251	59	1 LAP	1:55.228	80	1 LAP	1:53.918			
57	42.131	1:48.577	44	47.630	1:47.632	70	35.383	1:44.893	29	1 LAP	1:53.905			
5	53.604	1:49.653	57	49.152	1:46.915	22	1 LAP	1:57.626	74	2 LAPS	2:13.377			
74	1 LAP	2:07.678	48	1:02.087	1:48.115	86	51.238	1:44.323	65	1 LAP	1:53.162			
48	53.866	1:49.226	5	1:02.290	1:48.580	44	53.131	1:45.432	50	1 LAP	1:55.269			
2	55.108	1:45.549	2	1:02.909	1:47.695	57	55.232	1:46.011	54	1 LAP	1:55.746			
81	1 LAP	2:07.790	1	1:12.486	1:50.985	2	1:08.112	1:45.134	51	33.725	1:44.340			
1	1:01.395	1:49.251	41	1:19.987	1:53.649	5	1:09.941	1:47.582	70	39.361	1:45.763			
41	1:06.232	1:50.242	46	1:23.168	1:53.430	48	1:10.923	1:48.767	59	1 LAP	1:56.097			
46	1:09.632	1:50.549	81	1 LAP	2:08.846	1	1:21.867	1:49.312	86	54.531	1:45.078			
39	1:18.788	1:51.479	74	1 LAP	2:12.650	41	1:32.525	1:52.469	44	56.917	1:45.571			
79	1:20.216	1:51.918	39	1:30.890	1:51.996	46	1:34.278	1:51.041	22	1 LAP	1:58.720			
21	1:20.506	1:53.510	79	1:32.528	1:52.206				57	59.464	1:46.017			
6	1:22.181	1:51.267	6	1:34.299	1:52.012				2	1:11.125	1:44.798			
78	1:23.950	1:52.950	21	1:35.462	1:54.850				5	1:13.735	1:45.579			
80	1:29.517	1:51.950	78	1:37.004	1:52.948				48	1:15.474	1:46.336			
29	1:30.785	1:52.825							1	1:28.888	1:48.806			
65	1:39.331	1:56.055							41	1:41.250	1:50.510			
									46	1:43.114	1:50.621			

HSCC Classic Racing Cars for the Retro Track and Air Trophy

RACE RESULT - Race 8

POS	NO	CL	NAME	NAT	ENTRY	TIME	LAPS	GAP	MPH	BEST
1	6	E4	Edwin JOWSEY		Brabham BT28	15:37.729	10		86.52	1:30.796
2	1	E2	Matthew WATTS		Brabham BT16	15:45.895	10	8.166	85.78	1:31.268
3	36	E2	Tony KEELE		Palliser WD3	15:47.835	10	10.106	85.60	1:31.624
4	59	E2	Ian JONES	NZL	Lotus 59	15:59.226	10	21.497	84.58	1:32.244
5	85	E2	Edward BARRINGTON		Brabham BT21	16:22.784	10	45.055	82.56	1:34.522
6	83	F	John PEARSON		Merlyn Mk11A	16:53.624	10	1:15.895	80.05	1:38.361
7	14	C4	Frank LYONS	IRE	Merlyn Mk 19	17:05.962	10	1:28.233	79.08	1:36.714
8	9	C	John BLADON		Merlyn Mk9 F2	17:06.425	10	1:28.696	79.05	1:38.511
9	15	D	Chris SMITH		Chevron B17	17:07.343	10	1:29.614	78.98	1:38.651
10	56	E2	Cliff GIDDENS		Brabham BT16	17:07.974	10	1:30.245	78.93	1:38.440
11	35	D	David PULLEN		Chevron B17	15:42.848	9	1 LAP	77.47	1:41.189
12	86	C	Mac HULBERT	GBR	LDS GP	15:50.741	9	1 LAP	76.82	1:41.808
13	21	F	Neil BOWMAN		Macon MR7B	15:53.929	9	1 LAP	76.57	1:42.790
14	53	F	Martin HIBBERT	GBR	Merlyn Mk20A	15:56.949	9	1 LAP	76.33	1:42.454
15	93	F	Neil FENDER		Jamun T2	15:58.991	9	1 LAP	76.16	1:43.276
16	48	D	Ian RIMMER		Brabham BT28	15:59.781	9	1 LAP	76.10	1:43.307
17	12	C	David BROWN		Brabham BT6	16:00.586	9	1 LAP	76.04	1:44.326
18	16	D	Nigel MILLER		Brabham BT21	16:00.960	9	1 LAP	76.01	1:43.901
19	88	D	Richard URWIN		Brabham BT28	16:01.028	9	1 LAP	76.00	1:44.029
20	89	C	Paul DRAYSON		Lotus 24	16:01.747	9	1 LAP	75.94	1:44.013
21	25	D	John COUNSELL		March 703	16:16.236	9	1 LAP	74.82	1:44.563
22	10	B	Christopher DRAKE		Elva 300	16:19.005	9	1 LAP	74.61	1:45.590
23	75	F	Anthony GODDARD		Merlyn Mk20	16:21.785	9	1 LAP	74.39	1:45.831
24	31	C	Brian ASHBY		Emeryson F1	16:29.550	9	1 LAP	73.81	1:47.002
25	67	B	Ned SPIEKER	USA	Brabham BT6	16:31.233	9	1 LAP	73.69	1:44.381
26	32	E2	Julian JUDD		Tecno F3	16:59.075	9	1 LAP	71.67	1:46.043
27	39	F	Michael RICHINGS		Alexis Mk15	17:17.285	9	1 LAP	70.41	1:50.156
28	8	C	Rodger NEWMAN		Brabham BT14	17:17.567	9	1 LAP	70.39	1:48.180
29	18	C	Harvey SYKES		Cooper T43	17:17.710	9	1 LAP	70.39	1:48.016

NOT CLASSIFIED

60	E2	David CROWTHER		Brabham BT18	15:47.622	8	N.C.F.	68.53	1:53.586
76	C	Kevin WHITTLE		Lotus 35	16:58.552	8	N.C.F.	63.76	2:00.813
19	D	Jenny BAKER-CARR		Tecno F3	17:53.492	8	N.C.F.	60.50	2:07.392
30	E2	Richard KENDLE		Brabham BT21B	11:41.930	7	D.N.F.	80.99	1:36.623
62	F	Keith NORMAN	GBR	Palliser WDF3	5:47.243	3	D.N.F.	70.45	1:47.740
99	F	Jonathan STOCK	GBR	Jamun T2	3:05.513	1	D.N.F.	44.59	

FASTEST LAP

6	E4	Edwin JOWSEY		Brabham BT28	1:30.796	2	89.17mph	143.50kph
1	E2	Matthew WATTS		Brabham BT16	1:31.268	6	88.71mph	142.76kph
14	C4	Frank LYONS		Merlyn Mk 19	1:36.714	6	83.71mph	134.72kph
83	F	John PEARSON		Merlyn Mk11A	1:38.361	6	82.31mph	132.47kph
9	C	John BLADON		Merlyn Mk9 F2	1:38.511	6	82.18mph	132.26kph
15	D	Chris SMITH		Chevron B17	1:38.651	6	82.07mph	132.08kph
67	B	Ned SPIEKER		Brabham BT6	1:44.381	9	77.56mph	124.83kph

Silverstone Inter
Circuit Length = 2.2490 miles.
Start: 17:11 End: 17:26

Weather/Track : Cloudy/Dry
These results are provisional until the conclusion of any judicial and technical matters.

Clerk of Course:	Stewards:	Timekeeper:
------------------	-----------	-------------

HSCC Classic Racing Cars for the Retro Track and Air Trophy

LAP CHART - Race 8

Lap 1			Lap 2			Lap 3			Lap 4			Lap 5		
No	Behind	Laptime	No	Behind	Laptime	No	Behind	Laptime	No	Behind	Laptime	No	Behind	Laptime
6		1:37.224	6		1:30.796	6		1:31.683	6		1:33.415	6		1:34.520
1	2.458	1:39.682	1	4.406	1:32.744	1	8.092	1:35.369	1	9.909	1:35.232	39	1 LAP	1:51.172
59	2.521	1:39.745	36	6.584	1:33.403	36	8.226	1:33.325	36	10.137	1:35.326	1	8.729	1:33.340
36	3.977	1:41.201	59	14.292	1:42.567	59	15.601	1:32.992	59	15.775	1:33.589	36	9.089	1:33.472
30	13.889	1:51.113	30	21.869	1:38.776	30	28.872	1:38.686	19	1 LAP	2:07.428	8	1 LAP	1:52.194
9	14.301	1:51.525	14	22.867	1:38.153	14	29.228	1:38.044	76	1 LAP	2:07.586	18	1 LAP	1:52.504
14	15.510	1:52.734	9	24.306	1:40.801	85	29.376	1:36.680	85	30.483	1:34.522	59	13.499	1:32.244
83	16.107	1:53.331	85	24.379	1:37.161	83	32.446	1:38.877	14	34.191	1:38.378	60	1 LAP	1:56.413
56	16.267	1:53.491	83	25.252	1:39.941	9	33.220	1:40.597	30	35.279	1:39.822	85	35.110	1:39.147
15	16.875	1:54.099	56	26.961	1:41.490	56	34.938	1:39.660	9	38.887	1:39.082	14	39.009	1:39.338
93	17.824	1:55.048	15	27.511	1:41.432	15	35.910	1:40.082	83	39.214	1:40.183	30	39.346	1:38.587
85	18.014	1:55.238	93	30.304	1:43.276	93	42.418	1:43.797	15	42.190	1:39.695	9	43.387	1:39.020
48	18.306	1:55.530	48	30.817	1:43.307	48	43.113	1:43.979	56	42.345	1:40.822	83	43.917	1:39.223
62	18.891	1:56.115	53	32.575	1:43.711	53	43.346	1:42.454	86	54.832	1:43.516	15	47.780	1:40.110
53	19.660	1:56.884	86	33.480	1:43.651	86	44.731	1:42.934	53	55.383	1:45.452	56	49.046	1:41.221
86	20.625	1:57.849	35	35.488	1:43.942	35	46.408	1:42.603	93	55.721	1:46.718	76	1 LAP	2:08.496
12	21.733	1:58.957	62	35.835	1:47.740	16	49.275	1:43.901	35	56.203	1:43.210	19	1 LAP	2:09.780
35	22.342	1:59.566	16	37.057	1:45.332	12	50.299	1:44.468	48	56.207	1:46.509	86	1:02.120	1:41.808
16	22.521	1:59.745	12	37.514	1:46.577	88	50.562	1:44.460	12	1:01.415	1:44.531	53	1:04.117	1:43.254
31	23.553	2:00.777	88	37.785	1:44.389	89	51.345	1:44.801	16	1:02.365	1:46.505	35	1:04.341	1:42.658
89	24.029	2:01.253	89	38.227	1:44.994	21	53.009	1:44.183	88	1:02.413	1:45.266	93	1:06.719	1:45.518
88	24.192	2:01.416	31	40.051	1:47.294	31	55.379	1:47.011	21	1:02.635	1:43.041	48	1:07.106	1:45.419
10	24.797	2:02.021	21	40.509	1:45.570	25	56.527	1:47.036	89	1:02.986	1:45.056	21	1:11.299	1:43.184
25	25.584	2:02.808	25	41.174	1:46.386	75	56.651	1:45.831	31	1:08.966	1:47.002	12	1:11.659	1:44.764
21	25.735	2:02.959	75	42.503	1:47.393	10	58.547	1:47.412	75	1:09.771	1:46.535	88	1:11.922	1:44.029
75	25.906	2:03.130	10	42.818	1:48.817	32	1:00.146	1:47.254	25	1:09.841	1:46.729	16	1:12.725	1:44.880
32	28.045	2:05.269	32	44.575	1:47.326	67	1:02.335	1:47.659	10	1:11.190	1:46.058	89	1:13.299	1:44.833
67	29.038	2:06.262	67	46.359	1:48.117	62	1:07.540	2:03.388P	32	1:12.774	1:46.043	31	1:23.253	1:48.807
60	36.700	2:13.924	39	1:02.077	1:54.381	39	1:21.631	1:51.237	67	1:17.319	1:48.399	10	1:23.859	1:47.189
39	38.492	2:15.716	60	1:03.375	1:57.471	8	1:26.811	1:52.777				75	1:24.313	1:49.062
8	45.778	2:23.002	8	1:05.717	1:50.735	18	1:27.073	1:49.748				25	1:24.353	1:49.032
19	45.840	2:23.064	18	1:09.008	1:53.816	60	1:28.505	1:56.813				32	1:28.606	1:50.352
18	45.988	2:23.212	19	1:22.436	2:07.392							67	1:30.488	1:47.689
76	47.346	2:24.570	76	1:22.975	2:06.425									
99	1:28.289	3:05.513P												

HSCC Classic Racing Cars for the Retro Track and Air Trophy

LAP CHART - Race 8

(contd.)

Lap 6			Lap 7			Lap 8			Lap 9			Lap 10		
No	Behind	Laptime	No	Behind	Laptime	No	Behind	Laptime	No	Behind	Laptime	No	Behind	Laptime
6		1:32.038	6		1:33.928	6		1:34.452	6		1:33.832	6		1:35.841
1	7.959	1:31.268	19	2 LAPS	2:08.527	12	1 LAP	1:44.326	21	1 LAP	1:43.939	35	1 LAP	1:43.667
36	8.675	1:31.624	10	1 LAP	1:45.590	88	1 LAP	1:44.186	53	1 LAP	1:45.138	1	8.166	1:32.915
59	13.938	1:32.477	25	1 LAP	1:46.956	16	1 LAP	1:44.389	36	10.307	1:36.478	60	2 LAPS	1:55.553
39	1 LAP	1:51.639	31	1 LAP	1:49.363	89	1 LAP	1:44.013	1	11.092	1:36.146	36	10.106	1:35.640
8	1 LAP	1:51.050	1	7.005	1:32.974	36	7.661	1:34.923	93	1 LAP	1:46.569	86	1 LAP	1:49.666
18	1 LAP	1:50.719	75	1 LAP	1:48.617	1	8.778	1:36.225	48	1 LAP	1:46.836	21	1 LAP	1:43.512
85	38.077	1:35.005	36	7.190	1:32.443	10	1 LAP	1:47.726	12	1 LAP	1:46.561	53	1 LAP	1:45.158
60	1 LAP	1:53.586	67	1 LAP	1:50.982	25	1 LAP	1:46.275	88	1 LAP	1:46.542	93	1 LAP	1:45.328
14	43.685	1:36.714	59	19.255	1:39.245	59	18.578	1:33.775	16	1 LAP	1:46.178	59	21.497	1:38.360
30	43.931	1:36.623	32	1 LAP	1:57.048	75	1 LAP	1:48.246	89	1 LAP	1:46.541	48	1 LAP	1:45.359
9	49.860	1:38.511	85	39.146	1:34.997	31	1 LAP	1:50.803	59	18.978	1:34.232	12	1 LAP	1:45.023
83	50.240	1:38.361	39	1 LAP	1:52.327	76	2 LAPS	2:03.062	25	1 LAP	1:46.451	16	1 LAP	1:44.801
15	54.393	1:38.651	8	1 LAP	1:49.992	67	1 LAP	1:47.428	10	1 LAP	1:47.716	88	1 LAP	1:44.998
56	55.631	1:38.623	18	1 LAP	1:49.911	85	39.409	1:34.715	75	1 LAP	1:46.530	89	1 LAP	1:44.964
86	1:13.300	1:43.218	14	48.064	1:38.307	32	1 LAP	1:54.287	31	1 LAP	1:49.766	25	1 LAP	1:44.563
35	1:15.638	1:43.335	30	48.326	1:38.323	19	2 LAPS	2:11.798	85	44.136	1:38.559	10	1 LAP	1:46.476
53	1:16.385	1:44.306	9	55.131	1:39.199	14	52.565	1:38.953	67	1 LAP	1:50.316	75	1 LAP	1:46.441
93	1:20.437	1:45.756	83	55.549	1:39.237	9	59.552	1:38.873	76	2 LAPS	2:06.206	85	45.055	1:36.760
48	1:20.920	1:45.852	15	59.914	1:39.449	83	59.998	1:38.901	32	1 LAP	1:55.282	31	1 LAP	1:48.727
21	1:22.051	1:42.790	56	1:00.143	1:38.440	39	1 LAP	1:52.524	83	1:12.196	1:46.030	67	1 LAP	1:44.381
12	1:25.000	1:45.379	60	1 LAP	1:56.537	8	1 LAP	1:50.792	39	1 LAP	1:58.133	83	1:15.895	1:39.540
88	1:25.626	1:45.742	86	1:21.462	1:42.090	18	1 LAP	1:51.254	14	1:25.309	2:06.576	76	2 LAPS	2:00.813
16	1:25.916	1:45.229	35	1:22.899	1:41.189	56	1:04.924	1:39.233	15	1:25.531	1:53.495	32	1 LAP	1:56.214
89	1:26.553	1:45.292	21	1:32.874	1:44.751	15	1:05.868	1:40.406	9	1:25.615	1:59.895	14	1:28.233	1:38.765
76	1 LAP	2:01.394	53	1:33.049	1:50.592	60	1 LAP	1:57.325	56	1:27.046	1:55.954	9	1:28.696	1:38.922
			93	1:33.490	1:46.981	35	1:31.125	1:42.678	8	1 LAP	1:58.845	15	1:29.614	1:39.924
			48	1:33.982	1:46.990	86	1:33.019	1:46.009	18	1 LAP	1:58.530	56	1:30.245	1:39.040
									19	2 LAPS	2:26.163	39	1 LAP	1:50.156
												8	1 LAP	1:48.180
												18	1 LAP	1:48.016
												19	2 LAPS	2:19.340

HSCC/HRSR Historic Racing saloons Race

RACE RESULT - Race 9

POS	NO	CL	NAME	NAT	ENTRY	TIME	LAPS	GAP	MPH	BEST
1	8	K1	VOYAZIDES/BACON		Ford Falcon	45:24.901	25		74.34	1:44.558
2	21	A	Graeme DODD		Jaguar MkII	45:31.295	25	6.394	74.17	1:45.799
3	31	B	Les ELY		BMW 2000 HRSR	45:40.368	25	15.467	73.92	1:46.058
4	53	K3	Robert HARTLEY		Ford Lotus Cortina	45:45.746	25	20.845	73.78	1:45.904
5	35	B	James DODD		Alfa Romeo Giulia Sprint GT	45:59.889	25	34.988	73.40	1:44.553
6	2	A	Mike CANN/John YOUNG		Jaguar Mk2	46:10.259	25	45.358	73.12	1:47.110
7	23	A	Roger COPE		Jaguar S type	46:19.926	25	55.025	72.87	1:46.218
8	54	C	Neil WOOD		Ford Anglia 105E	46:25.206	25	1:00.305	72.73	1:46.251
9	85	D	Roger GODFREY		Austin Mini Cooper S	46:31.664	25	1:06.763	72.56	1:47.653
10	69	K3	Mike WRIGLEY		Ford Lotus Cortina	45:59.639	24	1 LAP	70.47	1:47.127
11	73	K3	SUGDEN/RUTT		Alfa Romeo GTA	46:17.589	24	1 LAP	70.02	1:49.066
12	58	K3	Leslie GOBLE	GBR	Ford Lotus COrtina	46:18.990	24	1 LAP	69.98	1:51.650
13	57	C	Jonathan GOMM		Ford Anglia 105E	46:29.842	24	1 LAP	69.71	1:46.079
14	12	A	CHAPMAN/TIZZARD		Ford Mustang	46:42.148	24	1 LAP	69.40	1:47.981
15	7	A	Tony PEARSON		Jaguar S Type	47:04.970	24	1 LAP	68.84	1:51.678
16	52	C	Peter ERGIS		Ford Cortina	45:59.855	23	2 LAPS	67.53	1:51.097
17	67	K3	Frank LYONS		Ford Lotus Cortina	46:00.561	23	2 LAPS	67.52	1:53.223
18	33	B	James FULLER		Alfa Romeo Giulia Sprint	46:02.126	23	2 LAPS	67.48	1:51.181
19	64	C	Christian FLACKETT		Alfa Romeo Giulia Sprint GT	46:03.205	23	2 LAPS	67.45	1:53.783
20	88	E	BRAMWELL/SMITH		Hillman Imp	46:33.668	23	2 LAPS	66.72	1:55.549
21	63	K3	DRABBLE/GIORDANELLI		Alfa Romeo Giulia Ti Super	46:53.256	23	2 LAPS	66.25	1:55.169
22	99	E	Mike DOWSETT		Hillman Imp	47:19.285	23	2 LAPS	65.64	1:56.298
23	94	E	Steven PLATTS		Singer Chamois	46:57.594	22	3 LAPS	63.28	2:00.231
24	62	K3	Nick SAVAGE		Alfa Romeo 2600 Sprint	46:58.689	22	3 LAPS	63.25	2:00.194
25	95	E	Peter UPTON		Hillman Imp	47:11.060	21	4 LAPS	60.11	1:56.903

NOT CLASSIFIED

32	C	Mark GARRITT	GBR	Alfa Giulia Sport	44:53.725	23	D.N.F.	69.19	1:49.339
45	C	MASCHIO/WHITING		Alfa Romeo Giulia Sprint GT	38:25.690	19	D.N.F.	66.79	1:53.585
61	C	Ronnie FIELDING	GBR	Ford Anglia	34:53.069	18	D.N.F.	69.71	1:47.427
81	D	E.GLAISTER/c.GLAISTE		Ford Anglia 100E	46:58.956	17	N.C.F.	48.88	1:53.738
46	C	Dan COX		Anglia 105E	21:07.348	11	D.N.F.	70.41	1:47.929
59	K3	LANFRANCHI/WILLIAMS		Ford Lotus Cortina	17:21.212	9	D.N.F.	70.15	1:49.935
30	C	Simon GARRAD		Alfa Romeo GTA	17:28.309	9	D.N.F.	69.67	1:48.230
68	C	Richard CROSS		Riley 1.5	19:07.020	7	D.N.F.	49.56	2:04.596
10	A	Robert SHERRING		Ford Galaxie Coupe	8:48.845	4	D.N.F.	61.57	1:54.488
4	K1	OLDWORTH/CLARK		Ford Falcon Sprint	3:41.253	2	D.N.F.	73.98	1:46.051

FASTEST LAP

35	B	James DODD		Alfa Romeo Giulia Sprint GT	1:44.553	24	77.43mph	124.62kph
8	K1	VOYAZIDES/BACON		Ford Falcon	1:44.558	17	77.43mph	124.61kph
21	A	Graeme DODD		Jaguar MkII	1:45.799	12	76.52mph	123.15kph
53	K3	Robert HARTLEY		Ford Lotus Cortina	1:45.904	16	76.45mph	123.03kph
57	C	Jonathan GOMM		Ford Anglia 105E	1:46.079	18	76.32mph	122.83kph
85	D	Roger GODFREY		Austin Mini Cooper S	1:47.653	19	75.20mph	121.03kph
88	E	BRAMWELL/SMITH		Hillman Imp	1:55.549	15	70.06mph	112.76kph

Silverstone Inter
Circuit Length = 2.2490 miles.
Start: 17:39 End: 18:24

Weather/Track : Cloudy/Dry

These results are provisional until the conclusion of any judicial and technical matters.

Clerk of Course:	Stewards:	Timekeeper:
------------------	-----------	-------------

HSCC/HRSR Historic Racing saloons Race

LAP CHART

Lap 1			Lap 2			Lap 3			Lap 4			Lap 5		
No	Behind	Laptime	No	Behind	Laptime	No	Behind	Laptime	No	Behind	Laptime	No	Behind	Laptime
8		1:51.977	8		1:47.480	8		1:45.447	8		1:50.384	8		1:51.317
21	2.939	1:54.916	21	1.311	1:45.852	21	2.747	1:46.883	21	1.647	1:49.284	21	0.361	1:50.031
4	3.225	1:55.202	4	1.796	1:46.051	31	4.802	1:47.687	31	6.864	1:52.446	31	8.099	1:52.552
31	3.771	1:55.748	31	2.562	1:46.271	30	11.199	1:48.230	30	9.630	1:48.815	53	13.582	1:53.113
59	5.395	1:57.372	59	7.850	1:49.935	53	12.648	1:49.168	57	1 LAP	3:31.870	23	14.106	1:50.150
35	5.612	1:57.589	30	8.416	1:49.470	85	13.868	1:49.769	53	11.786	1:49.522	30	14.524	1:56.211
53	5.973	1:57.950	53	8.927	1:50.434	2	15.564	1:50.568	85	12.660	1:49.176	57	1 LAP	1:56.651
30	6.426	1:58.403	85	9.546	1:48.013	23	15.942	1:50.663	23	15.273	1:49.715	2	15.947	1:51.540
85	9.013	2:00.990	2	10.443	1:48.148	12	18.028	1:50.722	2	15.724	1:50.544	85	16.745	1:55.402
46	9.445	2:01.422	23	10.726	1:48.568	46	19.371	1:50.787	12	18.215	1:50.571	12	16.841	1:49.943
23	9.638	2:01.615	12	12.753	1:49.263	54	21.486	1:52.307	46	20.030	1:51.043	46	19.052	1:50.339
2	9.775	2:01.752	46	14.031	1:52.066	69	22.085	1:52.244	69	22.236	1:50.535	69	20.868	1:49.949
54	10.698	2:02.675	57	14.301	1:49.879	58	24.910	1:53.985	54	22.644	1:51.542	54	21.993	1:50.666
12	10.970	2:02.947	54	14.626	1:51.408	73	25.352	1:54.377	61	28.724	1:51.532	61	27.712	1:50.305
58	11.462	2:03.439	69	15.288	1:50.651	61	27.576	1:54.821	73	28.864	1:53.896	73	30.524	1:52.977
57	11.902	2:03.879	58	16.372	1:52.390	7	34.433	1:59.009	58	28.831	1:54.305	58	33.693	1:56.179
69	12.117	2:04.094	73	16.422	1:50.752	10	38.854	2:01.307	7	43.283	1:59.234	35	47.571	1:52.875
32	12.697	2:04.674	32	16.884	1:51.667	59	39.462	2:17.059	59	45.452	1:56.374	59	48.530	1:54.395
73	13.150	2:05.127	61	18.202	1:49.449	45	39.998	2:00.888	35	46.013	1:53.361	7	50.004	1:58.038
7	13.912	2:05.889	7	20.871	1:54.439	32	40.843	2:09.406	33	47.950	1:57.235	33	50.606	1:53.973
10	15.986	2:07.963	10	22.994	1:54.488	33	41.099	2:01.462	45	48.288	1:58.674	45	59.386	2:02.415
61	16.233	2:08.210	45	24.557	1:55.699	35	43.036	1:51.778	32	56.673	2:06.214	63	1:14.143	2:01.041
45	16.338	2:08.315	33	25.084	1:54.861	52	47.910	2:04.170	63	1:04.419	2:05.315	32	1:14.829	2:09.473
33	17.703	2:09.680	52	29.187	1:54.305	63	49.488	2:03.267	88	1:05.289	2:03.532	67	1:15.158	2:00.862
52	22.362	2:14.339	63	31.668	1:55.737	64	51.502	2:01.327	67	1:05.613	2:01.160	88	1:16.457	2:02.485
63	23.411	2:15.388	64	35.622	1:58.950	88	52.141	2:00.703	64	1:07.368	2:06.250	64	1:18.398	2:02.347
64	24.152	2:16.129	35	36.705	2:18.573	95	53.025	2:01.475	95	1:07.584	2:04.943	95	1:19.965	2:03.698
95	24.996	2:16.973	88	36.885	1:58.499	67	54.837	2:02.954	52	1:16.533	2:19.007	52	1:24.569	1:59.353
88	25.866	2:17.843	95	36.997	1:59.481	99	1:01.077	2:04.735	99	1:20.777	2:10.084	99	1:31.192	2:01.732
68	26.540	2:18.517	67	37.330	1:57.908	94	1:09.472	2:09.727	94	1:25.237	2:06.149	94	1:40.234	2:06.314
67	26.902	2:18.879	99	41.789	2:01.362	62	1:10.425	2:11.537	62	1:30.228	2:10.187	62	1:45.207	2:06.296
99	27.907	2:19.884	68	43.656	2:04.596	68	1:22.064	2:23.855	10	1:33.557	2:45.087P			
62	30.498	2:22.475	62	44.335	2:01.317				68	1:44.770	2:13.090			
94	31.071	2:23.048	94	45.192	2:01.601									

HSCC/HRSR Historic Racing saloons Race

LAP CHART

(contd.)

Lap 6			Lap 7			Lap 8			Lap 9			Lap 10		
No	Behind	Laptime	No	Behind	Laptime	No	Behind	Laptime	No	Behind	Laptime	No	Behind	Laptime
8		1:50.603	8		1:46.130	8		1:45.806	8		1:46.175	8		1:47.765
21	0.287	1:50.529	21	0.971	1:46.814	21	2.139	1:46.974	88	1 LAP	1:56.937	94	2 LAPS	2:48.269
31	9.580	1:52.084	94	1 LAP	2:05.003	99	1 LAP	1:59.283	64	1 LAP	1:57.672	45	1 LAP	2:05.190P
53	11.190	1:48.211	53	12.175	1:47.115	53	13.271	1:46.902	95	1 LAP	1:57.034	52	1 LAP	1:53.338
23	11.976	1:48.473	23	13.172	1:47.326	23	14.832	1:47.466	21	9.888	1:53.924P	63	1 LAP	1:57.689
30	12.621	1:48.700	62	1 LAP	2:06.828	2	18.159	1:48.630	53	14.034	1:46.938	88	1 LAP	1:57.504
2	14.080	1:48.736	2	15.335	1:47.385	12	20.786	1:48.910	23	14.875	1:46.218	64	1 LAP	1:56.617
12	15.372	1:49.134	12	17.682	1:48.440	85	22.874	1:49.377	99	1 LAP	1:58.723	95	1 LAP	1:56.903
85	16.966	1:50.824	85	19.303	1:48.467	69	25.863	1:50.392	2	20.971	1:48.987	23	13.768	1:46.658
57	1 LAP	1:53.193	46	20.784	1:47.929	57	1 LAP	1:49.879	32	1 LAP	2:23.172	67	1 LAP	2:05.190P
46	18.985	1:50.536	69	21.277	1:47.896	46	28.456	1:53.478	12	22.592	1:47.981	53	21.718	1:55.449P
69	19.511	1:49.246	57	1 LAP	1:49.722	62	1 LAP	2:04.589	85	25.264	1:48.565	12	23.548	1:48.721
54	20.577	1:49.187	54	22.736	1:48.289	61	34.268	1:48.694	57	1 LAP	1:48.425	32	1 LAP	1:50.828
61	28.931	1:51.822	31	30.212	2:06.762P	81	7 LAPS	15:04.390	46	34.861	1:52.580	2	28.144	1:54.938P
73	31.453	1:51.532	30	30.401	2:03.910P	54	36.958	2:00.028P	69	40.515	2:00.827P	85	34.348	1:56.849P
58	38.251	1:55.161	61	31.380	1:48.579	73	39.199	1:49.066	73	42.172	1:49.148	21	36.557	2:14.434
35	44.366	1:47.398	73	35.939	1:50.616	35	44.403	1:46.229	35	43.854	1:45.626	57	1 LAP	1:59.133P
59	49.054	1:51.127	35	43.980	1:45.744	94	1 LAP	2:23.131P	81	7 LAPS	1:57.665	35	42.141	1:46.052
33	57.204	1:57.201	58	44.599	1:52.478	31	48.177	2:03.771	61	48.185	2:00.092P	99	1 LAP	2:12.606P
7	57.548	1:58.147	59	54.870	1:51.946	68	2 LAPS	2:40.316P	31	49.925	1:47.923	73	44.692	1:50.285
45	1:09.687	2:00.904	33	1:03.997	1:52.923	30	49.053	2:04.458	62	1 LAP	2:04.159	46	46.976	1:59.880
32	1:18.725	1:54.499	7	1:06.808	1:55.390	58	51.183	1:52.390	58	56.658	1:51.650	31	49.723	1:47.563
63	1:22.749	1:59.209	45	1:20.750	1:57.193	59	1:01.089	1:52.025	59	1:05.893	1:50.979	81	7 LAPS	1:57.714
67	1:23.757	1:59.202	32	1:30.493	1:57.898P	33	1:09.908	1:51.717	30	1:12.990	2:10.112P	58	1:01.477	1:52.584
88	1:24.373	1:58.519	67	1:33.586	1:55.959	7	1:15.091	1:54.089	33	1:17.244	1:53.511	68	3 LAPS	3:48.231P
64	1:25.999	1:58.204	63	1:34.742	1:58.123	45	1:31.567	1:56.623	7	1:22.763	1:53.847	62	1 LAP	2:03.568
95	1:27.840	1:58.478	88	1:35.384	1:57.141	67	1:43.898	1:56.118	54	1:23.053	2:32.270	33	1:23.052	1:53.573
52	1:29.946	1:55.980	64	1:36.483	1:56.614	63	1:45.008	1:56.072				54	1:25.188	1:49.900
99	1:40.749	2:00.160	52	1:37.359	1:53.543	52	1:46.172	1:54.619				7	1:29.435	1:54.437
68	1 LAP	3:38.415	95	1:39.313	1:57.603									

HSCC/HRSR Historic Racing saloons Race

LAP CHART

(contd.)

Lap 11			Lap 12			Lap 13			Lap 14			Lap 15		
No	Behind	Laptime	No	Behind	Laptime	No	Behind	Laptime	No	Behind	Laptime	No	Behind	Laptime
8		1:47.672	8		1:46.219	8		1:58.900P	21		1:47.151	35		1:45.534
69	1 LAP	2:58.117	33	1 LAP	2:12.183P	61	1 LAP	1:48.281	35	1.898	1:45.598	21	0.208	1:47.640
61	1 LAP	3:00.457	69	1 LAP	1:48.549	99	2 LAPS	1:58.228	12	6.278	1:56.085	99	2 LAPS	1:58.626
52	1 LAP	1:55.699	99	2 LAPS	2:55.869	12	21.329	1:51.323	81	8 LAPS	2:47.230	8	7.002	1:45.265
63	1 LAP	1:56.580	61	1 LAP	1:49.122	21	23.985	1:47.082	8	9.169	2:20.305	31	14.819	1:48.731
94	2 LAPS	2:06.412	52	1 LAP	1:52.827	52	1 LAP	2:05.239P	32	1 LAP	1:50.881	32	1 LAP	1:50.720
64	1 LAP	1:56.606	63	1 LAP	1:55.169	35	27.436	1:46.344	31	13.520	1:46.661	81	8 LAPS	1:55.926
23	22.843	1:56.747P	12	28.906	1:50.615	64	1 LAP	1:57.640	64	1 LAP	1:57.982	12	18.045	1:59.199P
12	24.510	1:48.634	64	1 LAP	1:57.210	63	1 LAP	2:06.033P	53	20.869	1:47.673	53	20.118	1:46.681
95	1 LAP	1:58.768	94	2 LAPS	2:02.051	32	1 LAP	1:50.029	23	30.224	1:47.171	64	1 LAP	1:55.124
88	1 LAP	2:05.657P	21	35.803	1:45.799	31	37.995	1:46.871	2	31.645	1:49.563	23	29.706	1:46.914
21	36.223	1:47.338	35	39.992	1:45.534	62	2 LAPS	2:49.430	7	1 LAP	2:45.814	2	32.098	1:47.885
32	1 LAP	2:00.195	32	1 LAP	1:50.468	94	2 LAPS	2:04.485	94	2 LAPS	2:05.034	7	1 LAP	1:52.914
35	40.677	1:46.208	95	1 LAP	2:04.398P	53	44.332	1:46.782	62	2 LAPS	2:07.437	94	2 LAPS	2:02.580
73	46.438	1:49.418	31	50.024	1:46.607	2	53.218	1:48.129	85	49.064	1:48.733	85	49.749	1:48.117
31	49.636	1:47.585	53	56.450	1:46.617	23	54.189	1:47.428	57	1 LAP	1:48.892	62	2 LAPS	2:03.392
53	56.052	2:22.006	73	59.030	1:58.811P	33	1 LAP	3:08.518	33	1 LAP	1:51.865	54	51.704	1:46.792
2	1:01.414	2:20.942	2	1:03.989	1:48.794	85	1:11.467	1:49.596	54	52.344	1:47.346	57	1 LAP	1:47.873
45	1 LAP	2:50.150	23	1:05.661	2:29.037	45	1 LAP	1:56.219	45	1 LAP	1:56.064	33	1 LAP	1:51.181
58	1:06.996	1:53.191	45	1 LAP	1:56.291	57	1 LAP	1:48.586	63	1 LAP	2:41.238	45	1 LAP	1:54.883
81	7 LAPS	1:58.775	85	1:20.771	1:48.464	54	1:16.134	1:48.220	67	1 LAP	1:55.672	52	1 LAP	1:52.460
67	1 LAP	2:46.785	88	1 LAP	2:41.442	95	1 LAP	2:36.675	95	1 LAP	1:57.585	67	1 LAP	1:56.024
46	1:16.592	2:17.288P	67	1 LAP	1:55.886	67	1 LAP	1:57.240	52	1 LAP	2:54.244	63	1 LAP	2:00.461
85	1:18.526	2:31.850	57	1 LAP	1:47.137	88	1 LAP	1:58.812	88	1 LAP	1:58.996	95	1 LAP	1:58.773
57	1 LAP	2:31.408	58	1:25.602	2:04.825P	69	1:45.476	1:48.799	69	1:22.378	1:48.038	88	1 LAP	1:57.668
54	1:25.866	1:48.350	54	1:26.814	1:47.167	73	1:49.732	2:49.602	61	1:33.709	1:51.929	69	1:22.775	1:47.829
62	1 LAP	2:14.632P	81	7 LAPS	2:09.360P	61	1:52.916	1:47.427	73	1:34.119	1:55.523	61	1:34.570	1:48.293
7	1:37.803	1:56.040	69	1:55.577	1:50.052	58	2:00.427	2:33.725	58	1:42.869	1:53.578	73	1:41.064	1:54.377
			7	1:57.306	2:05.722P	99	1 LAP	1:57.070						

HSCC/HRSR Historic Racing saloons Race

LAP CHART

(contd.)

Lap 16			Lap 17			Lap 18			Lap 19			Lap 20		
No	Behind	Laptime	No	Behind	Laptime	No	Behind	Laptime	No	Behind	Laptime	No	Behind	Laptime
35		1:45.774	21		1:46.268	21		1:46.500	8		1:46.072	8		1:46.520
21	1.597	1:47.163	73	1 LAP	1:54.426	8	2.710	1:45.641	88	2 LAPS	1:56.734	21	4.599	1:47.387
58	1 LAP	1:53.467	8	3.569	1:44.558	73	1 LAP	1:53.437	21	3.732	1:52.514	62	3 LAPS	2:03.803
8	6.876	1:45.648	35	6.171	1:54.036P	58	1 LAP	1:53.035	63	2 LAPS	1:59.841	94	3 LAPS	2:02.301
31	15.686	1:46.641	58	1 LAP	1:52.599	31	15.707	1:47.452	61	1 LAP	2:04.232P	88	2 LAPS	1:56.946
99	2 LAPS	1:58.141	31	14.755	1:46.934	53	19.623	1:46.863	31	13.552	1:46.627	31	13.090	1:46.058
32	1 LAP	1:49.339	53	19.260	1:46.877	12	1 LAP	1:56.354	73	1 LAP	1:54.598	53	17.705	1:46.830
53	20.248	1:45.904	12	1 LAP	3:36.004	32	1 LAP	1:55.262	58	1 LAP	1:51.738	63	2 LAPS	1:58.908
81	8 LAPS	1:54.704	32	1 LAP	1:50.512	23	31.852	1:48.993	53	17.395	1:46.554	73	1 LAP	1:54.588
23	30.302	1:46.370	99	2 LAPS	1:59.101	2	37.495	1:49.268	23	31.706	1:48.636	58	1 LAP	1:52.239
2	34.199	1:47.875	23	29.359	1:46.922	99	2 LAPS	1:58.941	32	1 LAP	1:53.698	23	32.389	1:47.203
64	1 LAP	2:04.953P	81	8 LAPS	1:53.738	81	8 LAPS	1:55.181	12	1 LAP	1:54.655	2	38.729	1:48.968
7	1 LAP	1:53.197	2	34.727	1:48.393	35	42.144	2:22.473	2	36.281	1:47.568	35	40.007	1:48.058
54	52.770	1:46.840	7	1 LAP	1:52.487	54	53.988	1:48.618	35	38.469	1:45.107	32	1 LAP	1:51.446
85	52.814	1:48.839	54	51.870	1:46.965	57	1 LAP	1:47.892	81	8 LAPS	1:54.526	95	4 LAPS	6:22.386
57	1 LAP	1:46.728	57	1 LAP	1:47.877	85	55.876	1:48.511	99	2 LAPS	1:58.603	12	1 LAP	1:54.011
33	1 LAP	1:53.463	85	53.865	1:48.916	7	1 LAP	1:55.698	54	51.457	1:46.251	54	51.792	1:46.855
94	2 LAPS	2:04.533	33	1 LAP	1:52.812	33	1 LAP	1:53.322	57	1 LAP	1:46.079	57	1 LAP	1:48.468
62	2 LAPS	2:03.149	62	2 LAPS	2:03.917	69	1:29.290	1:49.518	85	54.747	1:47.653	81	8 LAPS	1:54.738
45	1 LAP	1:54.660	94	2 LAPS	2:05.588	52	1 LAP	1:54.371	7	1 LAP	1:52.111	85	55.961	1:47.734
52	1 LAP	1:52.297	45	1 LAP	2:00.022	67	1 LAP	1:55.332	33	1 LAP	1:53.062	99	2 LAPS	1:57.906
67	1 LAP	1:53.554	52	1 LAP	1:52.802	64	1 LAP	1:58.321	69	1:27.934	1:47.426	7	1 LAP	1:52.787
69	1:24.703	1:47.702	69	1:26.272	1:49.434	45	1 LAP	2:01.349	52	1 LAP	1:51.575	33	1 LAP	1:54.480
95	1 LAP	1:57.617	64	1 LAP	2:30.874	62	2 LAPS	2:03.797	67	1 LAP	1:54.007	69	1:43.745	2:02.331P
63	1 LAP	1:59.762	67	1 LAP	1:53.223	94	2 LAPS	2:05.338	64	1 LAP	1:54.495			
88	1 LAP	1:55.549	61	1:40.755	1:48.211				45	1 LAP	1:53.585			
61	1:40.409	1:51.613	88	1 LAP	1:57.977									
			63	1 LAP	2:00.202									

Weather/Track : Cloudy/Dry

Silverstone Inter
Circuit Length = 2.2490 miles.
Start: 17:39 End: 18:24

HSCC/HRSR Historic Racing saloons Race

LAP CHART

(contd.)

Lap 21			Lap 22			Lap 23			Lap 24			Lap 25		
No	Behind	Laptime	No	Behind	Laptime	No	Behind	Laptime	No	Behind	Laptime	No	Behind	Laptime
8		1:48.074	8		1:46.464	8		1:45.913	8		1:46.586	8		1:47.980
67	2 LAPS	1:55.408	21	4.896	1:47.176	21	6.286	1:47.303	21	7.028	1:47.328	21	6.394	1:47.346
21	4.184	1:47.659	67	2 LAPS	1:55.070	31	15.642	1:47.588	31	16.472	1:47.416	31	15.467	1:46.975
64	2 LAPS	1:55.623	64	2 LAPS	1:54.327	67	2 LAPS	1:54.339	33	2 LAPS	2:05.782	53	20.845	1:47.293
45	2 LAPS	1:56.566	31	13.967	1:46.890	64	2 LAPS	1:53.783	53	21.532	1:46.640	69	1 LAP	1:52.070
52	2 LAPS	2:09.230	52	2 LAPS	1:52.698	53	21.478	1:46.993	67	2 LAPS	1:53.591	52	2 LAPS	1:53.866
31	13.541	1:48.525	53	20.398	1:47.163	52	2 LAPS	1:51.097	52	2 LAPS	1:52.796	35	34.988	1:44.932
53	19.699	1:50.068	69	1 LAP	2:18.239	69	1 LAP	1:48.574	69	1 LAP	1:47.127	67	2 LAPS	1:56.198
88	2 LAPS	1:59.489	88	2 LAPS	1:56.072	35	40.069	1:46.118	64	2 LAPS	1:56.806	33	2 LAPS	2:06.680
73	1 LAP	1:53.032	73	1 LAP	1:52.987	73	1 LAP	1:53.500	35	38.036	1:44.553	64	2 LAPS	1:55.351
58	1 LAP	1:53.229	58	1 LAP	1:52.992	58	1 LAP	1:53.612	2	44.576	1:48.148	2	45.358	1:48.762
94	3 LAPS	2:04.844	35	39.864	1:48.238	2	43.014	1:47.110	73	1 LAP	1:52.617	73	1 LAP	1:52.897
62	3 LAPS	2:07.083	2	41.817	1:50.277	88	2 LAPS	1:57.878	58	1 LAP	1:52.992	58	1 LAP	1:53.207
63	2 LAPS	1:58.960	63	2 LAPS	2:02.227	23	52.781	1:48.823	23	56.396	1:50.201	23	55.025	1:46.609
2	38.004	1:47.349	94	3 LAPS	2:05.611	32	1 LAP	1:53.391	88	2 LAPS	1:59.654	54	1:00.305	1:48.649
35	38.090	1:46.157	62	3 LAPS	2:04.965	54	58.643	1:48.893	54	59.636	1:47.579	57	1 LAP	1:47.731
32	1 LAP	1:49.498	23	49.871	1:49.635	63	2 LAPS	2:00.794	57	1 LAP	1:48.989	85	1:06.763	1:48.540
23	46.700	2:02.385	32	1 LAP	1:55.390	57	1 LAP	1:51.700	85	1:06.203	1:49.319	88	2 LAPS	1:57.631
12	1 LAP	1:53.119	54	55.663	1:50.956	85	1:03.470	1:51.329	12	1 LAP	1:53.862	12	1 LAP	1:51.733
54	51.171	1:47.453	12	1 LAP	1:54.466	62	3 LAPS	2:03.418	32	1 LAP	2:05.065P	63	2 LAPS	1:59.738
57	1 LAP	1:47.147	57	1 LAP	1:50.704	94	3 LAPS	2:04.345	63	2 LAPS	2:01.502	94	3 LAPS	2:00.231
85	55.840	1:47.953	85	58.054	1:48.678	12	1 LAP	1:55.456	94	3 LAPS	2:00.999	62	3 LAPS	2:00.194
95	4 LAPS	2:01.780	81	8 LAPS	1:55.994	81	8 LAPS	1:54.333	62	3 LAPS	2:02.516	81	8 LAPS	1:55.240
81	8 LAPS	1:55.050	95	4 LAPS	2:01.572	95	4 LAPS	1:58.343	81	8 LAPS	1:54.392	7	1 LAP	1:53.310
99	2 LAPS	1:56.298	7	1 LAP	1:54.256	7	1 LAP	1:52.511	7	1 LAP	1:53.926	95	4 LAPS	1:57.382
7	1 LAP	1:51.678	99	2 LAPS	1:58.919	99	2 LAPS	1:58.180	95	4 LAPS	1:59.193	99	2 LAPS	3:54.834
33	1 LAP	1:54.338	33	1 LAP	1:58.304									

HSCC Legends Racing Historic Formula Ford Race

QUALIFYING - Race 10

POS	NO	CL	NAME	NAT	ENTRY	TIME	LAPS	GAP	MPH
1	1		Neil FOWLER		Lola T200	1:34.431	10		85.73
2	12		Jason MINSHAW		Merlyn Mk20	1:34.534	10	0.103	85.64
3	83		John PEARSON		Merlyn Mk11A	1:34.835	10	0.404	85.37
4	41		Richard TROTT		Merlyn Mk20	1:35.070	10	0.639	85.16
5	14		Guy MINSHAW		Merlyn Mk 20	1:35.803	9	1.372	84.51
6	44		John BLADON		Merlyn Mk11A	1:36.241	10	1.810	84.12
7	33		Adam HAMPSON		Lola T204	1:36.492	10	2.061	83.90
8	8		John GOLDSMITH		Macon MR8B	1:36.543	10	2.112	83.86
9	85		C.LILLINGSTONE-PRICE	GBR	Merlyn Mk11	1:36.786	9	2.355	83.65
10	42		Nigel BANCROFT		Crossle 20F	1:36.868	6	2.437	83.58
11	77		Chris SHARPLES		Palliser WDF1	1:37.202	9	2.771	83.29
12	19		Jeremy STOCK		Jamun T2	1:37.403	9	2.972	83.12
13	54		Alex MEEK		Merlyn MK20A	1:37.623	10	3.192	82.93
14	48		Crispin SCHLAEFLI	GBR	Macon MR8	1:38.051	9	3.620	82.57
15	91	N	Alastair GARRATT		Lola T200	1:38.981	10	4.550	81.79
16	90	N	Henry SCOTT		Lola T200	1:39.094	9	4.663	81.70
17	99	N	Gregory THORNTON		Titan Mk4	1:39.229	9	4.798	81.59
18	88		Paul DRAYSON		Merlyn Mk20	1:39.363	9	4.932	81.48
19	57		David WILD		Macon MR8	1:39.548	9	5.117	81.33
20	47		Tony DEMPSTER		Lola T200	1:39.570	10	5.139	81.31
21	43		Peter CLANFORD		Nike Mk6	1:39.582	9	5.151	81.30
22	45		Colin WRIGHT		Merlyn Mk 17	1:39.757	9	5.326	81.16
23	21		Neil BOWMAN		Macon MR7B	1:39.841	9	5.410	81.09
24	53		Martin HIBBERT		Merlyn Mk20A	1:39.908	9	5.477	81.03
25	78		John SYKES		Merlyn Mk11A	1:40.059	9	5.628	80.91
26	30		Neil GLOVER		Macon Mk8	1:40.917	9	6.486	80.22
27	63		Neil FENDER		Jamun T2	1:41.351	9	6.920	79.88
28	10		Matthew MCMULLEN		Merlyn Mk20	1:41.435	10	7.004	79.81
29	75		Anthony GODDARD		Merlyn Mk20	1:41.917	10	7.486	79.44
30	39		Michael RICHINGS		Alesis 15	1:42.009	9	7.578	79.36
31	96	N	Andrew GARSIDE		Alexis Mk14	1:42.255	9	7.824	79.17
32	59		Terence TUMBER		Lola T200	1:42.748	10	8.317	78.79
33	23		Gil DUFFY		March 708	1:42.828	9	8.397	78.73
34	46		Mike BROMLEY		Merlyn Mk11A	1:43.063	9	8.632	78.55
35	62		Barry SMITH		Lotus 61M	1:43.191	9	8.760	78.46
36	56		Stephen ST CLAIR	GBR	Crossle Mk20F	1:44.541	7	10.110	77.44
37	58		Terry VAN DER ZEE		Nike Mk4	1:44.552	8	10.121	77.43
38	18		Mike CONDLIFFE		Alexis Mk18	1:45.561	8	11.130	76.69
39	97	N	Alan HICKS		Lotus 61	1:46.235	8	11.804	76.21
40	89		Gary CRITCHER		Nike Mk4/6	1:46.284	8	11.853	76.17
41	81		Alastair MACKERETH		Merlyn Mk20A	1:50.279	5	15.848	73.41

Silverstone Inter
Circuit Length = 2.2490 miles.
Start: 08:30 End: 08:45

Weather/Track : Sunny/Dry

These results are provisional until the conclusion of any judicial and technical matters.

Clerk of Course:	Stewards:	Timekeeper:

HSCC Legends Racing Historic Formula Ford Race LAP ANALYSIS

1	Neil FOWLER	Lola T200
1 -	6:49.239	6 - 1:35.971
2 -	1:50.432	7 - 1:35.145
3 -	1:37.117	8 - 1:34.431
4 -	1:34.578	9 - 1:34.827
5 -	1:34.777	10 - 1:34.534
8	John GOLDSMITH	Macon MR8B
1 -	7:56.399	6 - 1:37.285
2 -	1:38.197	7 - 1:36.685
3 -	1:37.688	8 - 1:36.775
4 -	1:36.752	9 - 1:36.543
5 -	1:36.783	10 - 1:36.920
10	Matthew MCMULLEN	Merlyn Mk20
1 -	6:45.069	6 - 1:44.765
2 -	1:59.344	7 - 1:42.508
3 -	1:49.474	8 - 1:45.695
4 -	1:46.605	9 - 1:41.435
5 -	1:46.162	10 - 1:42.423
12	Jason MINSHAW	Merlyn Mk20
1 -	7:58.977	6 - 1:36.827
2 -	1:57.593	7 - 1:35.255
3 -	1:37.502	8 - 1:35.088
4 -	1:35.954	9 - 1:34.534
5 -	1:34.586	10 - 1:35.229
14	Guy MINSHAW	Merlyn Mk 20
1 -	8:13.689	6 - 1:48.681
2 -	1:40.737	7 - 1:36.456
3 -	1:37.040	8 - 1:37.586
4 -	1:35.952	9 - 1:35.803
5 -	1:36.280	
18	Mike CONDLIFFE	Alexis Mk18
1 -	8:33.216	6 - 1:47.726
2 -	1:48.628	7 - 1:46.855
3 -	1:51.440	8 - 1:45.561
4 -	1:53.246	
5 -	1:49.870	
19	Jeremy STOCK	Jamun T2
1 -	8:16.175	6 - 1:40.923
2 -	1:40.192	7 - 1:37.403
3 -	1:43.317	8 - 1:48.804
4 -	1:38.255	9 - 1:38.366
5 -	1:38.271	

HSCC Legends Racing Historic Formula Ford Race

LAP ANALYSIS

(contd.)

21	Neil BOWMAN	Macon MR7B
1 -	8:05.525	6 - 1:41.368
2 -	1:39.841	7 - 1:41.218
3 -	1:40.018	8 - 1:41.663
4 -	1:40.480	9 - 1:40.743
5 -	1:42.636	
23	Gil DUFFY	March 708
1 -	8:10.338	6 - 1:44.623
2 -	1:44.960	7 - 1:48.817
3 -	1:45.650	8 - 1:42.828
4 -	1:44.176	9 - 1:45.059
5 -	1:46.259	
30	Neil GLOVER	Macon Mk8
1 -	8:27.168	6 - 1:40.917
2 -	1:45.432	7 - 1:43.431
3 -	1:45.861	8 - 1:42.166
4 -	1:42.183	9 - 1:42.041
5 -	1:42.323	
33	Adam HAMPSON	Lola T204
1 -	7:56.587	6 - 1:37.047
2 -	1:39.444	7 - 1:38.927
3 -	1:37.011	8 - 1:36.569
4 -	1:36.492	9 - 1:37.206
5 -	1:36.667	10 - 1:36.597
39	Michael RICHINGS	Alesis 15
1 -	8:21.206	6 - 2:00.379
2 -	1:45.242	7 - 1:43.298
3 -	1:44.035	8 - 1:42.920
4 -	1:44.535	9 - 1:42.847
5 -	1:42.009	
41	Richard TROTT	Merlyn Mk20
1 -	8:04.299	6 - 1:37.822
2 -	1:38.966	7 - 1:38.054
3 -	1:38.083	8 - 1:37.132
4 -	1:38.185	9 - 1:35.070
5 -	1:37.514	10 - 1:35.526
42	Nigel BANCROFT	Crossle 20F
1 -	8:08.877	6 - 1:36.868
2 -	1:37.793	
3 -	6:22.965P	
4 -	1:52.380	
5 -	1:38.156	

HSCC Legends Racing Historic Formula Ford Race LAP ANALYSIS

(contd.)

43	Peter CLANFORD		Nike Mk6
1 -	8:12.492	6 -	1:39.971
2 -	1:43.066	7 -	1:40.003
3 -	1:44.837	8 -	1:41.119
4 -	1:41.732	9 -	1:39.582
5 -	1:41.102		
44	John BLADON		Merlyn Mk11A
1 -	7:59.225	6 -	1:37.174
2 -	1:38.441	7 -	1:37.842
3 -	1:37.169	8 -	1:37.187
4 -	1:36.383	9 -	1:36.591
5 -	1:36.760	10 -	1:36.241
45	Colin WRIGHT		Merlyn Mk 17
1 -	8:08.006	6 -	1:43.609
2 -	1:42.538	7 -	1:39.757
3 -	1:42.000	8 -	1:39.856
4 -	1:41.253	9 -	1:40.422
5 -	1:41.260		
46	Mike BROMLEY		Merlyn Mk11A
1 -	8:28.648	6 -	1:45.257
2 -	1:48.605	7 -	1:45.386
3 -	1:46.762	8 -	1:43.063
4 -	1:44.196	9 -	1:43.583
5 -	1:44.694		
47	Tony DEMPSTER		Lola T200
1 -	6:50.045	6 -	1:40.876
2 -		7 -	1:39.720
3 -	3:34.802	8 -	1:40.201
4 -	1:43.281	9 -	1:40.018
5 -	1:40.620	10 -	1:39.570
48	Crispin SCHLAEFLI	GBR	Macon MR8
1 -	8:02.982	6 -	1:38.134
2 -	1:44.232	7 -	1:40.004
3 -	1:39.776	8 -	1:38.504
4 -	1:39.484	9 -	1:38.051
5 -	1:39.883		
53	Martin HIBBERT		Merlyn Mk20A
1 -	8:21.246	6 -	1:40.265
2 -	1:41.858	7 -	1:39.956
3 -	1:40.755	8 -	1:40.735
4 -	1:40.133	9 -	2:04.886P
5 -	1:39.908		

HSCC Legends Racing Historic Formula Ford Race

LAP ANALYSIS

(contd.)

54	Alex MEEK	Merlyn MK20A
1 -	8:01.463	6 - 1:38.070
2 -	1:40.318	7 - 1:38.371
3 -	1:40.045	8 - 1:38.469
4 -	1:38.553	9 - 1:38.664
5 -	1:37.623	10 - 1:37.753
56	Stephen ST CLAIR	GBR Crossle Mk20F
1 -	8:26.407	6 - 1:44.998
2 -	1:47.059	7 - 1:44.541
3 -	2:12.714P	
4 -	4:20.205	
5 -	1:46.969	
57	David WILD	Macon MR8
1 -	8:30.660	6 - 1:41.037
2 -	1:43.052	7 - 1:41.784
3 -	1:41.129	8 - 1:39.943
4 -	1:42.438	9 - 1:39.548
5 -	1:40.303	
58	Terry VAN DER ZEE	Nike Mk4
1 -	8:09.490	6 - 1:45.291
2 -	1:44.756	7 - 1:52.910
3 -	1:46.197	8 - 1:59.804P
4 -	1:44.552	
5 -	1:45.494	
59	Terence TUMBER	Lola T200
1 -	6:50.821	6 - 1:43.712
2 -	1:54.106	7 - 1:46.413
3 -	1:44.953	8 - 1:44.065
4 -	1:45.404	9 - 1:43.590
5 -	1:44.720	10 - 1:42.748
62	Barry SMITH	Lotus 61M
1 -	8:25.570	6 - 1:43.862
2 -	1:43.675	7 - 1:45.767
3 -	1:43.766	8 - 1:43.191
4 -	1:45.336	9 - 1:43.487
5 -	1:45.374	
63	Neil FENDER	Jamun T2
1 -	8:20.235	6 - 1:41.351
2 -	1:45.479	7 - 1:42.033
3 -	1:45.780	8 - 1:42.016
4 -	1:42.430	9 - 1:42.787
5 -	1:42.127	

HSCC Legends Racing Historic Formula Ford Race

LAP ANALYSIS

(contd.)

75	Anthony GODDARD		Merlyn Mk20
1 -	6:43.629	6 -	1:42.885
2 -	1:53.201	7 -	1:42.886
3 -	1:46.574	8 -	1:42.598
4 -	1:46.920	9 -	1:41.917
5 -	1:42.303	10 -	1:42.136
77	Chris SHARPLES		Palliser WDF1
1 -	8:09.544	6 -	1:38.050
2 -	1:39.416	7 -	1:38.646
3 -	1:38.699	8 -	1:38.145
4 -	1:38.650	9 -	1:37.202
5 -	1:40.823		
78	John SYKES		Merlyn Mk11A
1 -	8:22.519	6 -	1:41.039
2 -	1:44.821	7 -	1:43.945
3 -	1:44.805	8 -	1:40.059
4 -	1:41.923	9 -	1:40.829
5 -	1:42.495		
81	Alastair MACKERETH		Merlyn Mk20A
1 -	X:00.000P		
2 -	2:09.491		
3 -	1:56.003		
4 -	1:50.279		
5 -	2:10.467P		
83	John PEARSON		Merlyn Mk11A
1 -	7:56.902	6 -	1:36.046
2 -	1:37.584	7 -	1:35.350
3 -	1:35.769	8 -	1:35.366
4 -	1:36.419	9 -	1:34.835
5 -	1:35.642	10 -	1:36.593
85	C.LILLINGSTONE-PRICE	GBR	Merlyn Mk11
1 -	8:22.602	6 -	1:38.490
2 -	1:40.985	7 -	1:36.883
3 -	1:39.185	8 -	1:36.932
4 -	1:38.317	9 -	1:36.786
5 -	1:37.011		
88	Paul DRAYSON		Merlyn Mk20
1 -	8:33.728	6 -	
2 -	1:45.776	7 -	3:27.865
3 -		8 -	1:45.399
4 -	3:24.831	9 -	1:43.334
5 -	1:39.363		

HSCC Legends Racing Historic Formula Ford Race LAP ANALYSIS

(contd.)

89	Gary CRITCHER	Nike Mk4/6
1 - 8:33.600	6 - 1:49.045	
2 - 1:52.449	7 - 1:47.786	
3 - 1:50.533	8 - 1:46.284	
4 - 1:49.848		
5 - 1:48.803		
90	Henry SCOTT	Lola T200
1 - 8:33.225	6 - 1:40.397	
2 - 1:44.167	7 - 1:41.003	
3 - 1:43.199	8 - 1:39.094	
4 - 1:40.411	9 - 1:41.034	
5 - 1:40.439		
91	Alastair GARRATT	Lola T200
1 - 6:49.297	6 - 1:40.537	
2 - 1:50.027	7 - 1:39.996	
3 - 1:44.146	8 - 1:40.671	
4 - 1:42.607	9 - 1:38.981	
5 - 1:40.951	10 - 1:39.064	
96	Andrew GARSIDE	Alexis Mk14
1 - 8:39.113	6 - 1:42.698	
2 - 1:49.868	7 - 1:42.255	
3 - 1:42.556	8 - 1:51.791	
4 - 1:45.664	9 - 1:46.728	
5 - 1:42.296		
97	Alan HICKS	Lotus 61
1 - 8:18.091	6 - 1:48.018	
2 - 1:51.331	7 - 1:49.536	
3 - 1:50.939	8 - 1:46.235	
4 - 1:49.769		
5 - 2:21.530		
99	Gregory THORNTON	Titan Mk4
1 - 8:30.488	6 - 1:39.556	
2 - 1:47.864	7 - 1:46.577	
3 - 1:41.682	8 - 1:40.872	
4 - 1:39.229	9 - 1:41.135	
5 - 1:40.204		

VSCC The Boulogne Trophy

QUALIFYING - Race 11

POS	NO	CL	NAME	NAT	ENTRY	TIME	LAPS	GAP	MPH
1	10		Charles DEAN		Bugatti Type 51	1:45.949	9		76.41
2	57		Richard LAST		MG K3	1:50.400	9	4.451	73.33
3	17		Julian MAJZUB		Bentley Pacey-Hassan	1:52.297	9	6.348	72.09
4	62		Ned SPIEKER		Alfa Romeo Tipo B P3	1:54.964	9	9.015	70.42
5	69		T WALKER		GN Special	1:58.003	9	12.054	68.61
6	22		Chris CHILCOTT		Frazer Nash Fast Tourer	1:59.044	6	13.095	68.01
7	59		Duncan PITTAWAY		GN Vitesse	1:59.050	9	13.101	68.00
8	35		Mike PRESTON		Bugatti 35B	1:59.278	9	13.329	67.87
9	38		Jonathan COBB		Frazer Nash Super Sports	2:02.113	8	16.164	66.30
10	31		Mark WALKER		GN Thunderbug	2:02.568	8	16.619	66.05
11	7		Richard SCALDWELL		Parker GN Special	2:02.611	8	16.662	66.03
12	34		Hubert FABRI		Bugatti T35B	2:04.556	8	18.607	65.00
13	44		Julia DE BALDANZA		Bugatti GP	2:05.384	8	19.435	64.57
14	32		Peter MORLEY		Bentley 3/4	2:05.937	8	19.988	64.28
15	36		Robin BUTLER		MG NA Magnette	2:10.861	8	24.912	61.87
16	30		Clive TEMPLE		Riley Brooklands Special	2:11.083	8	25.134	61.76
17	16		Gary CAROLINE		Morgan Super Aero	2:14.686	3	28.737	60.11
18	55		Richard FRANKEL		Bentley TT	2:21.207	8	35.258	57.33

Weather/Track : Sunny/Dry

These results are provisional until the conclusion of any judicial and technical matters.

Silverstone Inter


Circuit Length = 2.2490 miles.

Start: 08:53 End: 09:08

Clerk of Course:	Stewards:	Timekeeper:
------------------	-----------	-------------

VSCC The Boulogne Trophy

GRID - Race 11

ROW 9	2:14.686 16 CAROLINE	2:21.207 55 FRANKEL
ROW 8	2:10.861 36 BUTLER	2:11.083 30 TEMPLE
ROW 7	2:05.384 44 DE BALDANZA	2:05.937 32 MORLEY
ROW 6	2:02.611 7 SCALDWELL	2:04.556 34 FABRI
ROW 5	2:02.113 38 COBB	2:02.568 31 WALKER
ROW 4	1:59.050 59 PITTAWAY	1:59.278 35 PRESTON
ROW 3	1:58.003 69 WALKER	1:59.044 22 CHILCOTT
ROW 2	1:52.297 17 MAJZUB	1:54.964 62 SPIEKER
ROW 1	1:45.949 10 DEAN	1:50.400 57 LAST
POLE		
		

Weather/Track : Sunny/Dry

These results are provisional until the conclusion of any judicial and technical matters.

Silverstone Inter
Circuit Length = 2.2490 miles.
Start: 08:53 End: 09:08

Clerk of Course:	Stewards:	Timekeeper:
------------------	-----------	-------------

VSCC The Boulogne Trophy LAP ANALYSIS

7	Richard SCALDWELL	Parker GN Special
1 -	6:03.269	6 - 2:02.611
2 -	2:19.955	7 - 2:06.594
3 -	2:07.337	8 - 2:03.541
4 -	2:05.339	
5 -	2:04.108	
10	Charles DEAN	Bugatti Type 51
1 -	6:03.051	6 - 1:48.321
2 -	2:06.817	7 - 1:48.382
3 -	1:52.442	8 - 1:50.284
4 -	1:48.615	9 - 1:45.949
5 -	1:49.760	
16	Gary CAROLINE	Morgan Super Aero
1 -	6:09.104	
2 -	2:14.686	
3 -	2:37.286P	
17	Julian MAJZUB	Bentley Pacey-Hassan
1 -	5:55.595	6 - 1:53.012
2 -	2:08.266	7 - 1:52.297
3 -	1:56.800	8 - 1:53.201
4 -	1:54.034	9 - 2:06.944P
5 -	1:53.337	
22	Chris CHILCOTT	Frazer Nash Fast Tourer
1 -	5:44.356	6 - 2:17.031P
2 -	2:03.105	
3 -	2:00.516	
4 -	1:59.044	
5 -	2:00.454	
30	Clive TEMPLE	Riley Brooklands Special
1 -	5:54.124	6 - 2:11.783
2 -	2:16.497	7 - 2:11.083
3 -	2:12.054	8 - 2:11.759
4 -	2:12.373	
5 -	2:13.421	
31	Mark WALKER	GN Thunderbug
1 -	5:59.231	6 - 2:02.880
2 -	2:19.088	7 - 2:02.568
3 -	2:05.524	8 - 2:04.987
4 -	2:03.874	
5 -	2:03.827	

VSCC The Boulogne Trophy

LAP ANALYSIS

(contd.)

32	Peter MORLEY	Bentley 3/4
1 -	5:44.712	6 - 2:06.079
2 -	2:12.824	7 - 2:06.718
3 -	2:10.355	8 - 2:09.452
4 -	2:07.028	
5 -	2:05.937	
34	Hubert FABRI	Bugatti T35B
1 -	5:52.123	6 - 2:04.556
2 -	2:15.792	7 - 2:05.539
3 -	2:06.057	8 - 2:07.049
4 -	2:06.102	
5 -	2:05.957	
35	Mike PRESTON	Bugatti 35B
1 -	5:45.595	6 - 1:59.656
2 -	2:05.829	7 - 2:00.675
3 -	1:59.890	8 - 2:03.090
4 -	1:59.278	9 - 2:01.649
5 -	1:59.550	
36	Robin BUTLER	MG NA Magnette
1 -	5:55.812	6 - 2:11.579
2 -	2:22.427	7 - 2:21.038
3 -	2:11.543	8 - 2:14.276
4 -	2:13.794	
5 -	2:10.861	
38	Jonathan COBB	Frazer Nash Super Sports
1 -	5:57.773	6 - 2:02.162
2 -	2:14.667	7 - 2:02.113
3 -	2:10.571	8 - 2:03.813
4 -	2:04.300	
5 -	2:04.263	
44	Julia DE BALDANZA	Bugatti GP
1 -	5:57.442	6 - 2:09.902
2 -	2:16.881	7 - 2:06.062
3 -	2:10.154	8 - 2:05.384
4 -	2:09.885	
5 -	2:08.252	
55	Richard FRANKEL	Bentley TT
1 -	5:51.635	6 - 2:23.344
2 -	2:31.629	7 - 2:22.398
3 -	2:28.131	8 - 2:21.207
4 -	2:22.209	
5 -	2:22.321	

VSCC The Boulogne Trophy

LAP ANALYSIS

(contd.)

57	Richard LAST	MG K3
1 -	6:43.374	6 - 1:50.585
2 -	1:52.619	7 - 1:50.999
3 -	1:53.829	8 - 1:51.025
4 -	1:52.094	9 - 1:50.400
5 -	1:51.405	
59	Duncan PITTAWAY	GN Vitesse
1 -	5:58.380	6 - 1:59.050
2 -	2:10.583	7 - 1:59.750
3 -	2:03.967	8 - 1:59.331
4 -	1:59.711	9 - 1:59.359
5 -	2:01.085	
62	Ned SPIEKER	Alfa Romeo Tipo B P3
1 -	5:56.387	6 - 1:57.746
2 -	2:08.972	7 - 1:54.964
3 -	1:58.220	8 - 1:58.808
4 -	1:58.723	9 - 1:55.812
5 -	1:56.108	
69	T WALKER	GN Special
1 -	5:58.769	6 - 2:01.092
2 -	2:10.620	7 - 1:59.851
3 -	2:03.431	8 - 2:00.777
4 -	1:58.120	9 - 1:58.003
5 -	1:59.702	

HGPCA Drum Braked Sports Cars

QUALIFYING - Race 12

POS	NO	CL	NAME	NAT	ENTRY	TIME	LAPS	GAP	MPH
1	7	A	Mark GILLIES		Maserati 300s	1:42.445	10		79.03
2	17	C	Michael STEELE		HWM Jaguar	1:42.473	10	0.028	79.01
3	39	D	Ollie CROSTHWAITE		Cooper T39 Bobtail	1:44.052	9	1.607	77.81
4	96	B	John CLARK		Cooper Bobtail	1:45.018	9	2.573	77.09
5	1	E	Tony BIANCHI		Farrellac Allard	1:45.559	9	3.114	76.70
6	14	D	Richard WILLS		Lola Mk 1	1:45.922	9	3.477	76.43
7	8	B	Josh SADLER		Allard J2X Cadillac	1:46.721	9	4.276	75.86
8	16	C	M.WINDSOR-PRICE		Allard J2R	1:47.349	7	4.904	75.42
9	11	D	Marshall BAILEY		Cooper T39 bobtail	1:47.623	9	5.178	75.22
10	99	C	Christopher KEEN		Kurtis 500	1:47.740	9	5.295	75.14
11	10	D	Hugo SHIPLEY		Lotus Mk VI	1:49.964	9	7.519	73.62
12	23	C	Barry WOOD		RGS Atlanta Jaguar	1:50.426	9	7.981	73.32
13	4	C	David WENMAN		Jaguar C-type	1:50.766	9	8.321	73.09
14	9	B	George EDNEY		Lester Sports	1:51.513	9	9.068	72.60
15	15	D	George COOPER		Cooper T39 bobtail	1:55.113	8	12.668	70.33
16	12	B	Tony WOOD		Lister Bristol	1:55.406	8	12.961	70.15
17	22	B	Peter MANN		Frazer Nash Le Mans	1:56.778	9	14.333	69.33
18	54	B	George HOLT		Jaguar XK120	1:58.107	8	15.662	68.55
19	6	B	Phillip CHAMPION		Frazer Nash Mille Miglia	1:58.232	8	15.787	68.47
20	18	B	Dave SAUNDERS		Gammon Sports	2:00.136	8	17.691	67.39
21	27	E	Jose ALBERQUERQUE		Maserati 300S	2:02.256	6	19.811	66.22
22	2	B	Colin PEARCY		Frazer Nash Le Mans	2:03.511	7	21.066	65.55
23	34	A	Tony BAILEY		Elva Mk1B	2:04.461	8	22.016	65.05

Weather/Track : Sunny/Dry

These results are provisional until the conclusion of any judicial and technical matters.

Silverstone Inter

Circuit Length = 2.2490 miles.


Start: 09:14 End: 09:29

Clerk of Course:	Stewards:	Timekeeper:
------------------	-----------	-------------

HGPCA Drum Braked Sports Cars

GRID - Race 12

ROW 12	2:04.461	34	BAILEY	
ROW 11	2:02.256	27	ALBERQUERQUE	2:03.511 2
ROW 10	1:58.232	6	CHAMPION	2:00.136 18
ROW 9	1:56.778	22	MANN	1:58.107 54
ROW 8	1:55.113	15	COOPER	1:55.406 12
ROW 7	1:50.766	4	WENMAN	1:51.513 9
ROW 6	1:49.964	10	SHIPLEY	1:50.426 23
ROW 5	1:47.623	11	BAILEY	1:47.740 99
ROW 4	1:46.721	8	SADLER	1:47.349 16
ROW 3	1:45.559	1	BIANCHI	1:45.922 14
ROW 2	1:44.052	39	CROSTHWAITE	1:45.018 96
ROW 1	1:42.445	7	GILLIES	1:42.473 17
POLE				



Weather/Track : Sunny/Dry
These results are provisional until the conclusion of any judicial and technical matters.

Silverstone Inter
 Circuit Length = 2.2490 miles.
 Start: 09:14 End: 09:29

Clerk of Course:	Stewards:	Timekeeper:
------------------	-----------	-------------

HGPCA Drum Braked Sports Cars LAP ANALYSIS

1	Tony BIANCHI	Farrellac Allard
1 -	4:07.097	6 - 1:45.625
2 -	2:07.704	7 - 1:45.559
3 -	1:51.923	8 - 1:46.370
4 -	1:45.601	9 - 1:45.807
5 -	1:46.489	
2	Colin PEARCY	Frazer Nash Le Mans
1 -	5:45.293P	6 - 2:08.520
2 -	2:25.639	7 - 2:08.220
3 -	2:09.126	
4 -	2:04.619	
5 -	2:03.511	
4	David WENMAN	Jaguar C-type
1 -	4:18.559	6 - 1:51.640
2 -	2:08.088	7 - 1:53.446
3 -	1:54.540	8 - 1:53.035
4 -	1:51.033	9 - 1:50.766
5 -	1:51.233	
6	Phillip CHAMPION	Frazer Nash Mille Miglia
1 -	4:25.103	6 - 1:59.680
2 -	2:03.817	7 - 2:00.770
3 -	2:00.725	8 - 1:58.232
4 -	1:59.992	
5 -	1:59.375	
7	Mark GILLIES	Maserati 300s
1 -	3:45.149	6 - 1:45.113
2 -	1:54.670	7 - 1:43.826
3 -	1:46.979	8 - 1:43.672
4 -	1:44.272	9 - 1:43.964
5 -	1:44.593	10 - 1:42.445
8	Josh SADLER	Allard J2X Cadillac
1 -	4:07.564	6 - 1:46.888
2 -	1:55.975	7 - 1:47.306
3 -	1:49.392	8 - 1:46.721
4 -	1:49.274	9 - 1:48.441
5 -	1:47.452	
9	George EDNEY	Lester Sports
1 -	4:14.164	6 - 1:51.513
2 -	2:04.468	7 - 1:52.076
3 -	1:53.857	8 - 1:54.505
4 -	1:52.909	9 - 1:56.854
5 -	1:51.767	

HGPCA Drum Braked Sports Cars LAP ANALYSIS

(contd.)

10	Hugo SHIPLEY	Lotus Mk VI
1 -	3:47.243	6 - 1:51.235
2 -	1:59.494	7 - 1:51.120
3 -	1:52.748	8 - 1:51.201
4 -	1:50.788	9 - 1:52.053
5 -	1:49.964	
11	Marshall BAILEY	Cooper T39 bobtail
1 -	4:01.091	6 - 1:49.985
2 -	1:54.247	7 - 1:48.037
3 -	1:49.426	8 - 1:48.499
4 -	1:47.623	9 - 1:48.202
5 -	2:15.012	
12	Tony WOOD	Lister Bristol
1 -	4:14.289	6 - 1:55.463
2 -	2:09.337	7 - 1:55.406
3 -	2:01.271	8 - 1:58.177
4 -	1:57.016	
5 -	1:55.442	
14	Richard WILLS	Lola Mk 1
1 -	4:44.305	6 - 1:49.884
2 -	2:11.170	7 - 1:49.712
3 -	1:52.443	8 - 1:46.440
4 -	1:52.159	9 - 1:45.922
5 -	1:49.392	
15	George COOPER	Cooper T39 bobtail
1 -	3:54.080	6 - 1:55.113
2 -	1:59.524	7 - 1:55.719
3 -	1:56.456	8 - 2:16.846P
4 -	1:57.653	
5 -	1:57.907	
16	M.WINDSOR-PRICE	Allard J2R
1 -	3:37.688	6 - 1:48.741
2 -	2:00.874	7 - 1:47.349
3 -	1:56.754	
4 -	1:50.219	
5 -	1:50.684	
17	Michael STEELE	HWM Jaguar
1 -	3:53.888	6 - 1:43.909
2 -	1:49.394	7 - 1:43.903
3 -	1:45.448	8 - 1:42.473
4 -	1:42.627	9 - 1:43.507
5 -	1:44.095	10 - 1:43.540

HGPCA Drum Braked Sports Cars LAP ANALYSIS

(contd.)

18	Dave SAUNDERS	Gammon Sports
1 -	3:43.060	6 - 2:02.281
2 -	2:09.319	7 - 2:00.136
3 -	2:04.373	8 - 2:02.746
4 -	2:01.779	
5 -	2:02.135	
22	Peter MANN	Frazer Nash Le Mans
1 -	3:52.933	6 - 1:56.778
2 -	2:02.873	7 - 1:58.697
3 -	1:58.153	8 - 2:03.541
4 -	1:56.832	9 - 1:59.223
5 -	1:59.222	
23	Barry WOOD	RGS Atlanta Jaguar
1 -	4:19.754	6 - 1:52.738
2 -	2:04.859	7 - 1:53.661
3 -	1:54.280	8 - 1:54.918
4 -	1:51.987	9 - 1:50.426
5 -	1:51.875	
27	Jose ALBERQUERQUE	Maserati 300S
1 -	4:43.442	6 - 2:19.775P
2 -	2:18.974	
3 -	2:02.256	
4 -	2:03.342	
5 -	2:03.264	
34	Tony BAILEY	Elva Mk1B
1 -	4:04.866	6 - 2:07.799
2 -	2:27.817	7 - 2:04.461
3 -	2:13.594	8 - 2:05.085
4 -	2:07.426	
5 -	2:07.028	
39	Ollie CROSTHWAITE	Cooper T39 Bobtail
1 -	3:53.709	6 - 1:45.837
2 -	1:53.375	7 - 1:44.378
3 -	1:47.159	8 - 1:59.408
4 -	1:44.052	9 - 2:16.139P
5 -	1:44.200	
54	George HOLT	Jaguar XK120
1 -	4:51.226	6 - 1:58.112
2 -	2:08.683	7 - 2:05.459
3 -	2:02.463	8 - 1:59.977
4 -	1:58.107	
5 -	2:00.292	

HGPCA Drum Braked Sports Cars LAP ANALYSIS

(contd.)

96	John CLARK	Cooper Bobtail
1 - 3:44.594	6 - 1:47.525	
2 - 1:56.448	7 - 1:45.147	
3 - 1:47.331	8 - 1:46.981	
4 - 1:46.530	9 - 1:45.018	
5 - 1:45.964		
99	Christopher KEEN	Kurtis 500
1 - 3:55.684	6 - 1:48.437	
2 - 1:59.394	7 - 1:52.249	
3 - 1:52.284	8 - 1:49.593	
4 - 1:47.740	9 - 1:50.318	
5 - 1:49.453		

BRDC 50s Historic Sports Car Race

QUALIFYING - Race 15

POS	NO	CL	NAME	NAT	ENTRY	TIME	LAPS	GAP	MPH
1	37	A	Philip WALKER	GBR	Lotus 15	1:37.049	8		83.42
2	1	A	John HARPER	GBR	Cooper Monaco	1:37.244	10	0.195	83.25
3	7	A	Ted WILLIAMS	GBR	Cooper T49 Monaco	1:37.614	10	0.565	82.94
4	3	A	Nick LINNEY	GBR	Lister Knobbly	1:38.019	10	0.970	82.60
5	21	T	Alan MINSHAW	GBR	Maserati T61	1:38.417	10	1.368	82.26
6	9	A	Julian BRONSON	GBR	Lister Corvette	1:38.614	8	1.565	82.10
7	77	A	Adrian VAN DER KROFT		Cooper Monaco	1:40.519	9	3.470	80.54
8	25	A	Murray SMITH		Lotus 15	1:40.624	10	3.575	80.46
9	31	A	Barry CANNELL	GBR	Willment Climax	1:40.776	9	3.727	80.34
10	55	B	Rupert WHYTE	GBR	Lotus XI	1:41.250	10	4.201	79.96
11	91	T	Simon LLEWELLYN	GBR	Lotus 15	1:42.430	8	5.381	79.04
12	92	T	Juan BARAZI	DEN	Ferrari 246S	1:42.841	8	5.792	78.72
13	54	D	Peter HORSMAN	GBR	Lotus17	1:42.844	10	5.795	78.72
14	2	T	Michael STEEL	GBR	HWM Jaguar	1:43.138	6	6.089	78.50
15	20	A	Tony DITHERIDGE	GBR	Cooper Monaco	1:43.233	8	6.184	78.42
16	8	B	John CLARK	GBR	Lola Mk1	1:43.356	9	6.307	78.33
17	4	B	Neil DAVIES	GBR	Lotus XI	1:43.359	10	6.310	78.33
18	24	A	Bob GILBERT	GBR	Lister Jaguar Knobbly	1:43.563	9	6.514	78.17
19	16	A	Andrew GARNER	GBR	Lister Costin	1:44.998	9	7.949	77.11
20	33	T	Nigel WEBB	GBR	Jaguar XK120	1:45.114	9	8.065	77.02
21	35	C	Kenneth WHITE	GBR	Lotus Mk10	1:45.236	9	8.187	76.93
22	11	A	Malcolm RICKETTS	GBR	Lotus XI	1:45.548	9	8.499	76.70
23	88	A	Tony WOOD	GBR	Lister Jaguar	1:45.900	7	8.851	76.45
24	6	C	Benjamin EASTICK	GBR	Jaguar D-type	1:46.317	10	9.268	76.15
25	32	D	Jim WOODLEY	GBR	Lotus XVII	1:46.991	9	9.942	75.67
26	99	T	Chris KEEN		Kurtis 500	1:47.048	6	9.999	75.63
27	44	B	Simon DRABBLE	GBR	Lotus XI	1:48.876	7	11.827	74.36
28	60	B	A.GALLIERS-PRATT	GBR	Lola Mk1	1:49.724	9	12.675	73.78
29	90	T	Tim LLEWELLYN	GBR	Lotus 15	1:50.083	5	13.034	73.54
30	23	C	Barrie WOOD	GB	RGS Atlanta Jaguar	1:50.342	9	13.293	73.37
31	96	T	Chris CLARKE		Cooper T39 Bobtail	1:51.096	8	14.047	72.87
32	94	T	Hubert FABRI		Aston Martin DB3S	1:52.933	9	15.884	71.69

Weather/Track : Sunny/Dry

These results are provisional until the conclusion of any judicial and technical matters.

Silverstone Inter

Circuit Length = 2.2490 miles.


Start: 09:35 End: 09:51

Clerk of Course:	Stewards:	Timekeeper:
------------------	-----------	-------------

BRDC 50s Historic Sports Car Race

GRID - Race 15

ROW 16	1:51.096 96 CLARKE	1:52.933 94 FABRI
ROW 15	1:50.083 90 LLEWELLYN	1:50.342 23 WOOD
ROW 14	1:48.876 44 DRABBLE	1:49.724 60 A.GALLIERS-PRATT
ROW 13	1:46.991 32 WOODLEY	1:47.048 99 KEEN
ROW 12	1:45.900 88 WOOD	1:46.317 6 EASTICK
ROW 11	1:45.236 35 WHITE	1:45.548 11 RICKETTS
ROW 10	1:44.998 16 GARNER	1:45.114 33 WEBB
ROW 9	1:43.359 4 DAVIES	1:43.563 24 GILBERT
ROW 8	1:43.233 20 DITHERIDGE	1:43.356 8 CLARK
ROW 7	1:42.844 54 HORSMAN	1:43.138 2 STEEL
ROW 6	1:42.430 91 LLEWELLYN	1:42.841 92 BARAZI
ROW 5	1:40.776 31 CANNELL	1:41.250 55 WHYTE
ROW 4	1:40.519 77 VAN DER KROFT	1:40.624 25 SMITH
ROW 3	1:38.417 21 MINSHAW	1:38.614 9 BRONSON
ROW 2	1:37.614 7 WILLIAMS	1:38.019 3 LINNEY
ROW 1	1:37.049 37 WALKER	1:37.244 1 HARPER
POLE		



Weather/Track : Sunny/Dry
These results are provisional until the conclusion of any judicial and technical matters.

Silverstone Inter
 Circuit Length = 2.2490 miles.
 Start: 09:35 End: 09:51

Clerk of Course:	Stewards:	Timekeeper:
------------------	-----------	-------------

BRDC 50s Historic Sports Car Race

LAP ANALYSIS

1	John HARPER	GBR	Cooper Monaco
1 -	5:51.571	6 -	1:37.244
2 -	1:52.929	7 -	1:37.497
3 -	1:42.006	8 -	1:37.942
4 -	1:37.755	9 -	1:38.130
5 -	1:37.345	10 -	2:06.581P
2	Michael STEEL	GBR	HWM Jaguar
1 -	X:00.000P	6 -	1:43.677
2 -	1:58.738		
3 -	1:45.605		
4 -	1:43.217		
5 -	1:43.138		
3	Nick LINNEY	GBR	Lister Knobbly
1 -	5:19.648	6 -	1:58.878
2 -	1:45.297	7 -	1:38.019
3 -	1:38.045	8 -	2:02.908
4 -	1:45.415	9 -	1:39.043
5 -	1:39.656	10 -	2:00.832
4	Neil DAVIES	GBR	Lotus XI
1 -	5:22.115	6 -	1:43.724
2 -	1:50.266	7 -	1:43.359
3 -	1:44.645	8 -	1:44.451
4 -	1:44.758	9 -	1:46.803
5 -	1:44.041	10 -	1:45.688
6	Benjamin EASTICK	GBR	Jaguar D-type
1 -	5:22.789	6 -	1:47.354
2 -	1:50.674	7 -	1:48.067
3 -	1:47.182	8 -	1:47.837
4 -	1:47.059	9 -	1:46.317
5 -	1:47.150	10 -	1:47.298
7	Ted WILLIAMS	GBR	Cooper T49 Monaco
1 -	5:20.252	6 -	1:41.056
2 -	1:47.916	7 -	1:38.775
3 -	1:37.902	8 -	1:37.966
4 -	1:37.805	9 -	1:38.675
5 -	1:37.614	10 -	1:38.307
8	John CLARK	GBR	Lola Mk1
1 -	6:06.779	6 -	1:43.356
2 -	1:49.894	7 -	1:43.443
3 -	1:44.060	8 -	1:43.565
4 -	1:44.184	9 -	1:45.525
5 -	1:43.634		

BRDC 50s Historic Sports Car Race

LAP ANALYSIS

(contd.)

9	Julian BRONSON	GBR	Lister Corvette
1 -	8:36.709P	6 -	1:39.450
2 -	1:58.434	7 -	1:39.975
3 -	1:40.345	8 -	1:41.452
4 -	1:38.614		
5 -	1:42.134		
11	Malcolm RICKETTS	GBR	Lotus XI
1 -	5:52.244	6 -	1:46.486
2 -	1:58.329	7 -	1:45.548
3 -	1:48.982	8 -	1:56.145
4 -	1:46.179	9 -	1:59.738
5 -	1:47.080		
16	Andrew GARNER	GBR	Lister Costin
1 -	6:14.024	6 -	1:44.998
2 -	2:05.123	7 -	1:48.188
3 -	1:51.967	8 -	1:45.302
4 -	1:46.160	9 -	1:51.938
5 -	1:47.448		
20	Tony DITHERIDGE	GBR	Cooper Monaco
1 -	5:52.065	6 -	1:44.674
2 -	1:57.426	7 -	1:43.233
3 -	1:49.015	8 -	2:14.760P
4 -	1:45.813		
5 -	1:46.253		
21	Alan MINSHAW	GBR	Maserati T61
1 -	5:29.495	6 -	1:39.404
2 -	1:44.960	7 -	1:44.045
3 -	1:40.330	8 -	1:39.699
4 -	1:38.459	9 -	1:39.520
5 -	1:38.417	10 -	1:40.389
23	Barrie WOOD	GB	RGS Atlanta Jaguar
1 -	6:08.294	6 -	1:53.896
2 -	1:59.587	7 -	1:53.652
3 -	1:54.502	8 -	1:52.424
4 -	1:50.342	9 -	1:54.907
5 -	1:53.516		
24	Bob GILBERT	GBR	Lister Jaguar Knobbly
1 -	5:57.042	6 -	1:43.711
2 -	1:53.810	7 -	1:45.850
3 -	1:45.974	8 -	1:44.348
4 -	1:43.563	9 -	1:44.484
5 -	1:43.889		

BRDC 50s Historic Sports Car Race

LAP ANALYSIS

(contd.)

25	Murray SMITH		Lotus 15
1 -	5:40.132	6 -	1:42.580
2 -	1:48.515	7 -	1:53.453
3 -	1:42.876	8 -	1:44.738
4 -	1:44.033	9 -	1:51.029
5 -	1:40.624	10 -	1:47.026
31	Barry CANNELL	GBR	Willment Climax
1 -	6:06.689	6 -	1:43.432
2 -	1:54.452	7 -	1:43.105
3 -	1:43.955	8 -	1:42.799
4 -	1:44.399	9 -	1:40.776
5 -	1:43.124		
32	Jim WOODLEY	GBR	Lotus XVII
1 -	5:49.796	6 -	1:46.991
2 -	2:05.524	7 -	1:48.069
3 -	1:51.310	8 -	1:47.003
4 -	1:51.586	9 -	1:47.594
5 -	1:47.649		
33	Nigel WEBB	GBR	Jaguar XK120
1 -	6:18.410	6 -	1:45.649
2 -	2:01.610	7 -	1:45.114
3 -	1:50.674	8 -	1:46.478
4 -	1:46.184	9 -	1:46.998
5 -	1:46.750		
35	Kenneth WHITE	GBR	Lotus Mk10
1 -	5:59.161	6 -	1:45.262
2 -	1:52.700	7 -	1:46.007
3 -	1:48.646	8 -	1:45.474
4 -	1:45.663	9 -	1:45.236
5 -	1:47.014		
37	Philip WALKER	GBR	Lotus 15
1 -	7:35.842	6 -	1:37.049
2 -	1:37.633	7 -	1:41.243
3 -	1:40.671	8 -	2:03.681P
4 -	1:37.411		
5 -	1:37.084		
44	Simon DRABBLE	GBR	Lotus XI
1 -	9:49.214P	6 -	1:51.435
2 -	2:07.075	7 -	1:48.876
3 -	1:54.158		
4 -	1:51.500		
5 -	1:52.169		

BRDC 50s Historic Sports Car Race

LAP ANALYSIS

(contd.)

54	Peter HORSMAN	GBR	Lotus17
1 -	5:30.009	6 -	1:42.844
2 -	1:55.851	7 -	1:44.453
3 -	1:45.518	8 -	1:42.869
4 -	1:46.908	9 -	1:46.783
5 -	1:43.867	10 -	1:43.599
55	Rupert WHYTE	GBR	Lotus XI
1 -	5:52.875	6 -	1:41.873
2 -	1:53.464	7 -	1:41.910
3 -	1:44.033	8 -	1:53.680
4 -	1:41.704	9 -	1:41.250
5 -	1:41.702	10 -	1:52.377
60	A.GALLIERS-PRATT	GBR	Lola Mk1
1 -	6:06.196	6 -	1:55.330
2 -	2:00.844	7 -	1:50.752
3 -	1:54.731	8 -	1:49.724
4 -	1:52.205	9 -	1:50.724
5 -	1:52.354		
77	Adrian VAN DER KROFT		Cooper Monaco
1 -	5:52.224	6 -	1:40.901
2 -	2:09.797	7 -	1:41.779
3 -	1:44.127	8 -	1:42.020
4 -	1:42.506	9 -	1:43.536
5 -	1:40.519		
88	Tony WOOD	GBR	Lister Jaguar
1 -	6:09.667	6 -	1:46.405
2 -	2:12.734P	7 -	1:45.900
3 -	5:17.187		
4 -	1:46.462		
5 -	1:46.025		
90	Tim LLEWELLYN	GBR	Lotus 15
1 -	X:00.000P		
2 -	2:16.765		
3 -	1:50.969		
4 -	1:51.402		
5 -	1:50.083		
91	Simon LLEWELLYN	GBR	Lotus 15
1 -	8:17.774P	6 -	1:42.430
2 -	2:05.745	7 -	1:43.051
3 -	1:44.129	8 -	1:50.213
4 -	1:45.054		
5 -	1:47.455		

BRDC 50s Historic Sports Car Race

LAP ANALYSIS

(contd.)

92	Juan BARAZI	DEN	Ferrari 246S
1 -	8:56.282P	6 -	1:42.886
2 -	2:01.731	7 -	1:43.463
3 -	1:45.380	8 -	1:45.308
4 -	1:42.841		
5 -	1:43.349		
94	Hubert FABRI		Aston Martin DB3S
1 -	5:39.017	6 -	1:52.933
2 -	2:02.131	7 -	1:55.542
3 -	1:58.995	8 -	1:54.386
4 -	1:58.812	9 -	1:53.584
5 -	1:54.039		
96	Chris CLARKE		Cooper T39 Bobtail
1 -	6:15.121	6 -	1:57.335
2 -	2:05.843	7 -	1:51.096
3 -	2:01.002	8 -	1:53.066
4 -	1:58.699		
5 -	1:55.141		
99	Chris KEEN		Kurtis 500
1 -	6:07.896	6 -	2:25.367P
2 -	1:59.598		
3 -	1:54.566		
4 -	1:47.048		
5 -	1:47.709		

HSCC Legends Racing Historic Formula Ford Race

GRID - Race 10

ROW 19		1:50.279	81 MACKERETH	1:46.284	89 CRITCHER
ROW 18	97	1:46.235	HICKS	1:45.561	18 CONDLIFFE
ROW 17		1:44.552	58 VAN DER ZEE	1:44.541	56 ST CLAIR
ROW 16	62	1:43.191	SMITH	1:43.063	46 BROMLEY
ROW 15		1:42.828	23 DUFFY	1:42.748	59 TUMBER
ROW 14	96	1:42.255	GARSDIE	1:42.009	39 RICHINGS
ROW 13		1:41.917	75 GODDARD	1:41.435	10 MCMULLEN
ROW 12	63	1:41.351	FENDER	1:40.917	30 GLOVER
ROW 11		1:40.059	78 SYKES	1:39.908	53 HIBBERT
ROW 10	21	1:39.841	BOWMAN	1:39.757	45 WRIGHT
ROW 9		1:39.570	47 DEMPSTER	1:39.548	57 WILD
ROW 8	90	1:39.094	SCOTT	1:38.981	91 GARRATT
ROW 7		1:38.051	48 SCHLAEFLI	1:37.623	54 MEEK
ROW 6	19	1:37.403	STOCK	1:37.202	77 SHARPLES
ROW 5		1:36.868	42 BANCROFT	1:36.786	85 C.LILLINGSTONE-PRICE
ROW 4	8	1:36.543	GOLDSMITH	1:36.492	33 HAMPSON
ROW 3		1:36.241	44 BLADON	1:35.803	14 MINSHAW
ROW 2	41	1:35.070	TROTT	1:34.835	83 PEARSON
ROW 1		1:34.534	12 MINSHAW	1:34.431	1 FOWLER

POLE

Cars 88, 99 and 43, 1st, 2nd and 3rd Reserves.

Weather/Track : Sunny/Dry

These results are provisional until the conclusion of any judicial and technical matters.

Silverstone Inter

Circuit Length = 2.2490 miles.

Start: 8:30 End: 8:45

Clerk of Course:	Stewards:	Timekeeper:
------------------	-----------	-------------

HSCC Derek Bell Trophy Race

QUALIFYING - Race 16

POS	NO	CL	NAME	NAT	ENTRY	TIME	LAPS	GAP	MPH
1	40	A	Simon HADFIELD		Chevron B37	1:20.213	12		100.93
2	74	A	Ian GILES		Gurney Eagle FA74	1:22.302	11	2.089	98.37
3	9	A	Edwin JOWSEY		Lola T400	1:23.308	12	3.095	97.18
4	16	A	Mike WRIGLEY		Lola 330/2	1:24.251	5	4.038	96.09
5	65	A	Frank LYONS		McLaren M26	1:25.523	10	5.310	94.66
6	10	A	John BLADON		Surtees TS9B	1:27.655	7	7.442	92.36
7	71	B	Alain DEWAGTER		Chevron B48	1:27.692	12	7.479	92.32
8	48	C	Stuart TILLEY		Modus M1	1:27.751	15	7.538	92.26
9	24	B	Amnon NEEDHAM		Tecno F2	1:27.815	11	7.602	92.19
10	98	A	Steven FITZSIMMONS		Lola T400	1:28.140	13	7.927	91.85
11	66	A	Michael SCOTT		Lola T300	1:28.380	13	8.167	91.60
12	2	B	Mike SOUTHIN		Chevron B34D	1:28.969	13	8.756	91.00
13	26	B	Sandy WATSON		Lotus 59/69	1:29.804	14	9.591	90.15
14	7	B	Ewan BASON	GBR	March 712	1:29.817	14	9.604	90.14
15	59	B	Nick WADHAM		Tecno F2 69	1:30.329	12	10.116	89.63
16	73	A	Tim BARRY		March 76A	1:30.729	9	10.516	89.23
17	28	A	Keith NORRIS		Chevron B28	1:30.870	13	10.657	89.09
18	19	B	John HOLMES		March 772P	1:31.552	8	11.339	88.43
19	97	C	Peter SHAW	GBR	Brabham BT35	1:32.290	6	12.077	87.72
20	80	C	Chris BALL		Brabham BT28/29	1:33.466	13	13.253	86.62
21	49	C	Derek GRAHAM		GRD 272	1:33.975	13	13.762	86.15
22	63	A	Leigh DAVIS	GBR	McLAREN M10B	1:34.003	13	13.790	86.12
23	62	C	John RAND		Lotus 59/69 B	1:36.988	12	16.775	83.47
24	51	Inv	Stuart OLLEY		Delta T79	1:37.218	6	17.005	83.28
25	67	B	Alan BELL		Chevron B27	1:38.496	11	18.283	82.20
26	34	A	Anthony GODDARD		Surtees TS11	1:39.848	12	19.635	81.08
27	83	B	David BROWN		Brabham BT30	1:40.305	12	20.092	80.71
28	72	C	Mark GREEN	GBR	Lotus 69	1:41.820	12	21.607	79.51
29	99	C	Patrick SUMNER		Kitchiner K4B	1:42.612	4	22.399	78.90
30	76	Inv	Mike GATT		Techcraft Brabham BT21	1:48.276	11	28.063	74.77
31	55	A	Judy LYONS		Surtees TS9	2:01.939	10	41.726	66.39

Cars 9, 10, 24, 40, 76, 80 Please Fit Transponders For Race

Weather/Track : Sunny/Dry

These results are provisional until the conclusion of any judicial and technical matters.

Silverstone Inter

Circuit Length = 2.2490 miles.

Start: 10:03 End: 10:23

Clerk of Course:	Stewards:	Timekeeper:
------------------	-----------	-------------

HSCC Derek Bell Trophy Race

GRID - Race 16

ROW 16			2:01.939	55	LYONS
ROW 15		1:48.276		76	GATT
ROW 14	1:41.820				99
ROW 13	72	GREEN	1:40.305	83	BROWN
ROW 12		1:39.848		34	GODDARD
ROW 11		1:37.218			67
ROW 10	51	OLLEY	1:36.988	62	RAND
ROW 9		1:34.003		63	DAVIS
ROW 8		1:33.466			49
ROW 7	80	BALL	1:32.290	97	SHAW
ROW 6		1:31.552		19	HOLMES
ROW 5		1:30.729			28
ROW 4	73	BARRY	1:30.329	59	WADHAM
ROW 3		1:29.817		7	BASON
ROW 2		1:28.969			26
ROW 1	2	SOUTHIN	1:28.380	66	SCOTT
		1:28.140		98	FITZSIMMONS
		1:27.751			24
	48	TILLEY	1:27.692	71	DEWAGTER
		1:27.655		10	BLADON
		1:24.251			65
	16	WRIGLEY	1:23.308	9	JOWSEY
		1:22.302		74	GILES
					40
					HADFIELD
					POLE

Weather/Track : Sunny/Dry
 These results are provisional until the conclusion of any judicial and technical matters.

Silverstone Inter
 Circuit Length = 2.2490 miles.
 Start: 10:03 End: 10:23

Clerk of Course:	Stewards:	Timekeeper:
------------------	-----------	-------------

HSCC Derek Bell Trophy Race LAP ANALYSIS

2	Mike SOUTHIN	Chevron B34D
1 - X:00.000	6 - 1:31.069	11 - 1:37.644
2 - 1:34.695	7 - 1:34.634	12 - 1:35.062
3 - 1:32.724	8 - 1:40.183	13 - 1:30.477
4 - 1:31.444	9 - 1:29.222	
5 - 1:30.183	10 - 1:28.969	
7	Ewan BASON	GBR March 712
1 - 9:42.984	6 - 1:31.352	11 - 1:32.573
2 - 1:50.206	7 - 1:33.086	12 - 1:34.973
3 - 1:44.019	8 - 1:33.819	13 - 1:32.844
4 - 1:49.470	9 - 1:33.353	14 - 1:32.248
5 - 1:35.259	10 - 1:29.817	
9	Edwin JOWSEY	Lola T400
1 - X:00.000	6 - 1:24.184	11 - 1:25.581
2 - 1:27.630	7 - 1:24.504	12 - 1:48.657P
3 - 1:26.227	8 - 1:30.398	
4 - 1:23.308	9 - 1:24.591	
5 - 1:24.142	10 - 1:24.872	
10	John BLADON	Surtees TS9B
1 - X:00.000	6 - 1:27.655	
2 - 1:35.971	7 - 1:41.876P	
3 - 1:29.413		
4 - 1:29.328		
5 - 1:28.480		
16	Mike WRIGLEY	Lola 330/2
1 - X:00.000		
2 - 1:32.605		
3 - 1:24.251		
4 - 1:34.962P		
5 - 2:57.011		
19	John HOLMES	March 772P
1 - 9:45.665	6 - 1:32.653	
2 - 1:46.722	7 - 1:31.552	
3 - 1:37.072	8 - 2:04.297P	
4 - 1:34.915		
5 - 1:33.467		
24	Amnon NEEDHAM	Tecno F2
1 - X:00.000	6 - 1:32.992	11 - 1:52.765P
2 - 1:40.194	7 - 1:29.577	
3 - 1:32.138	8 - 1:33.003	
4 - 1:30.003	9 - 1:28.705	
5 - 1:31.243	10 - 1:27.815	

HSCC Derek Bell Trophy Race

LAP ANALYSIS

(contd.)

26	Sandy WATSON	Lotus 59/69
1 - X:00.000	6 - 1:31.442	11 - 1:30.392
2 - 1:33.340	7 - 1:31.150	12 - 1:36.882
3 - 1:29.892	8 - 1:32.981	13 - 1:31.663
4 - 1:31.528	9 - 1:29.804	14 - 1:49.066P
5 - 1:30.454	10 - 1:31.326	
28	Keith NORRIS	Chevron B28
1 - X:00.000	6 - 1:34.353	11 - 1:30.870
2 - 1:44.412	7 - 1:34.602	12 - 1:43.509
3 - 1:39.170	8 - 1:38.054	13 - 2:01.667P
4 - 1:34.570	9 - 1:36.340	
5 - 1:33.667	10 - 1:31.103	
34	Anthony GODDARD	Surtees TS11
1 - X:00.000	6 - 1:39.848	11 - 1:44.382
2 - 1:47.931	7 - 1:43.721	12 - 1:43.636
3 - 1:40.555	8 - 1:43.699	
4 - 1:40.251	9 - 1:42.531	
5 - 1:43.990	10 - 1:43.839	
40	Simon HADFIELD	Chevron B37
1 - 9:32.988	6 - 1:20.213	11 - 1:43.118P
2 - 1:35.200	7 - 1:20.549	12 - 5:40.324
3 - 1:25.936	8 - 1:21.887	
4 - 1:25.234	9 - 1:24.435	
5 - 1:20.223	10 - 1:20.328	
48	Stuart TILLEY	Modus M1
1 - 9:38.025	6 - 1:29.429	11 - 1:28.626
2 - 1:34.969	7 - 1:30.921	12 - 1:27.751
3 - 1:31.361	8 - 1:33.130	13 - 1:29.773
4 - 1:31.447	9 - 1:28.161	14 - 1:28.692
5 - 1:27.829	10 - 1:28.454	15 - 1:28.013
49	Derek GRAHAM	GRD 272
1 - X:00.000	6 - 1:38.133	11 - 1:34.135
2 - 1:41.407	7 - 1:35.414	12 - 1:37.255
3 - 1:33.975	8 - 1:36.262	13 - 1:37.332
4 - 1:34.092	9 - 1:35.085	
5 - 1:34.053	10 - 1:34.464	
51	Stuart OLLEY	Delta T79
1 - X:00.000	6 - 1:46.437P	
2 - 1:48.452		
3 - 1:40.408		
4 - 1:38.240		
5 - 1:37.218		

HSCC Derek Bell Trophy Race

LAP ANALYSIS

(contd.)

55	Judy LYONS		Surtees TS9		
1 -	X:00.000	6 -	2:07.841		
2 -	2:10.847	7 -	2:07.633		
3 -	2:04.525	8 -	2:06.058		
4 -	2:02.230	9 -	2:02.628		
5 -	2:01.939	10 -	2:03.391		
59	Nick WADHAM		Tecno F2 69		
1 -	X:00.000	6 -	1:30.748	11 -	1:41.381
2 -	1:46.913	7 -	1:50.196P	12 -	1:31.025
3 -	1:37.705	8 -	3:29.733		
4 -	1:32.420	9 -	1:30.329		
5 -	1:35.374	10 -	1:32.731		
62	John RAND		Lotus 59/69 B		
1 -	X:00.000	6 -	1:39.111	11 -	1:46.992
2 -	1:48.705	7 -	1:40.486	12 -	1:42.630
3 -	1:41.193	8 -	1:41.057		
4 -	1:38.943	9 -	1:38.282		
5 -	1:36.988	10 -	1:45.844		
63	Leigh DAVIS	GBR	McLAREN M10B		
1 -	X:00.000	6 -	1:35.022	11 -	1:59.313
2 -	1:47.752	7 -	1:37.298	12 -	1:34.003
3 -	1:43.298	8 -	1:39.109	13 -	1:34.265
4 -	1:39.801	9 -	1:34.276		
5 -	1:37.113	10 -	1:34.354		
65	Frank LYONS		McLaren M26		
1 -	9:41.160	6 -	1:27.439		
2 -	1:35.642	7 -	1:28.506		
3 -	1:29.290	8 -	1:29.941		
4 -	1:27.274	9 -	1:25.523		
5 -	1:29.243	10 -	1:48.076P		
66	Michael SCOTT		Lola T300		
1 -	X:00.000	6 -	1:30.023	11 -	1:31.308
2 -	1:44.182	7 -	1:30.173	12 -	1:29.886
3 -	1:35.590	8 -	1:32.218	13 -	1:58.063P
4 -	1:31.760	9 -	1:31.001		
5 -	1:30.205	10 -	1:28.380		
67	Alan BELL		Chevron B27		
1 -	X:00.000	6 -	1:42.256	11 -	2:00.900P
2 -	2:03.639	7 -	1:40.256		
3 -	1:43.070	8 -	1:42.439		
4 -	1:38.496	9 -	1:41.584		
5 -	1:40.885	10 -	1:43.531		

HSCC Derek Bell Trophy Race

LAP ANALYSIS

(contd.)

71	Alain DEWAGTER	Chevron B48
1 - X:00.000	6 - 1:29.383	11 - 1:54.511
2 - 1:39.137	7 - 1:29.139	12 - 2:04.964P
3 - 1:30.099	8 - 1:33.968	
4 - 1:28.644	9 - 1:31.229	
5 - 1:27.692	10 - 1:34.093	
72	Mark GREEN	GBR Lotus 69
1 - X:00.000	6 - 1:45.060	11 - 1:41.820
2 - 1:57.070	7 - 1:44.180	12 - 2:02.754P
3 - 1:45.591	8 - 1:49.391	
4 - 1:42.403	9 - 1:45.336	
5 - 1:41.915	10 - 1:42.819	
73	Tim BARRY	March 76A
1 - X:00.000	6 - 6:41.189	
2 - 1:48.776	7 - 1:30.729	
3 - 1:41.559	8 - 1:33.637	
4 - 1:39.240	9 - 2:06.349P	
5 - 2:10.781P		
74	Ian GILES	Gurney Eagle FA74
1 - X:00.000	6 - 1:22.302	11 - 1:58.074P
2 - 1:34.253	7 - 1:49.978P	
3 - 1:26.590	8 - 6:11.104	
4 - 1:24.214	9 - 1:25.237	
5 - 1:33.997	10 - 1:22.763	
76	Mike GATT	Techcraft Brabham BT21
1 - X:00.000	6 - 1:54.191	11 - 1:49.741
2 - 2:09.308	7 - 1:56.133	
3 - 1:57.585	8 - 1:48.276	
4 - 1:54.655	9 - 1:53.139	
5 - 1:53.846	10 - 1:54.308	
80	Chris BALL	Brabham BT28/29
1 - X:00.000	6 - 1:35.486	11 - 1:33.466
2 - 1:43.057	7 - 1:36.367	12 - 1:36.032
3 - 1:34.975	8 - 1:34.343	13 - 1:37.508
4 - 1:34.991	9 - 1:34.860	
5 - 1:34.608	10 - 1:34.672	
83	David BROWN	Brabham BT30
1 - X:00.000	6 - 1:43.607	11 - 1:43.938
2 - 1:58.547	7 - 1:47.226	12 - 1:41.748
3 - 1:44.948	8 - 1:43.780	
4 - 1:42.023	9 - 1:40.305	
5 - 1:42.252	10 - 1:42.212	

HSCC Derek Bell Trophy Race LAP ANALYSIS

(contd.)

97	Peter SHAW	GBR	Brabham BT35
1 - X:00.000	6 - 1:33.499		
2 - 1:39.101			
3 - 1:33.130			
4 - 1:33.813			
5 - 1:32.290			
98	Steven FITZSIMMONS		Lola T400
1 - 9:43.151	6 - 1:28.521	11 - 1:28.180	
2 - 1:32.005	7 - 1:29.124	12 - 1:28.355	
3 - 1:28.140	8 - 1:31.856	13 - 1:45.891P	
4 - 1:28.214	9 - 2:02.396P		
5 - 1:28.981	10 - 3:06.406		
99	Patrick SUMNER		Kitchiner K4B
1 - X:00.000			
2 - 1:55.028			
3 - 1:45.191			
4 - 1:42.612			

VSCC The Hawthorn Memorial Trophy & Hawthorn Spanish Trophy

QUALIFYING - Race 17

POS	NO	CL	NAME	NAT	ENTRY	TIME	LAPS	GAP	MPH
1	9		Michael STEELE		Connaught C Type	1:42.175	9		79.24
2	19		Barrie WILLIAMS		Connaught F2 Grand Prix	1:43.073	7	0.898	78.55
3	65		Barrie BAXTER		Technica Mechanica Maserati 250	1:43.889	9	1.714	77.93
4	3		Mac HULBERT		ERA R4D	1:44.515	9	2.340	77.46
5	5		Mark GILLES		Maserati 4 CL	1:44.791	10	2.616	77.26
6	1		Kenneth WHITE		Cooper Bristol	1:45.038	10	2.863	77.08
7	6		Neil DAVIES		Cooper Bristol	1:45.414	10	3.239	76.80
8	63		Duncan RICKETTS		ERA R3A	1:45.983	9	3.808	76.39
9	10		Charles DEAN		Bugatti Type 51	1:46.677	7	4.502	75.89
10	15		Paul MULLINS		ERA R7B	1:47.771	9	5.596	75.12
11	2		David VAUGHAN		ERA R9B	1:49.120	7	6.945	74.19
12	11		Paul JAYE		Alta Single Seater	1:49.990	6	7.815	73.61
13	57		Richard LAST		MG K3	1:50.001	9	7.826	73.60
14	8		Tony STEPHENS		ERA R12B	1:51.459	9	9.284	72.64
15	12		David WHITE		Cooper Bristol	1:51.492	7	9.317	72.61
16	24		Graham BURROWS		Cooper Bristol Mk2	1:52.479	9	10.304	71.98
17	4		Martin REDMOND		Alta Single Seater	1:53.276	9	11.101	71.47
18	70		Adrian VAN DER KROFT		HWM Formula 2/GP	1:54.492	9	12.317	70.71
19	18		Tom DARK		MG Q Type	1:55.367	6	13.192	70.18
20	25		Peter MANN		Frazer Nash Le Mans Replica	1:56.940	8	14.765	69.23
21	20		Stephen DAVIE		Riley Dobbs	2:00.615	8	18.440	67.12
22	26		David BENNETT		Maserati AG6CM	2:01.018	8	18.843	66.90

Weather/Track : Sunny/Dry

These results are provisional until the conclusion of any judicial and technical matters.

Silverstone Inter


Circuit Length = 2.2490 miles.

Start: 10:33 End: 10:48

Clerk of Course:	Stewards:	Timekeeper:
------------------	-----------	-------------

VSCC The Hawthorn Memorial Trophy & Hawthorn Spanish Trophy

GRID - Race 17

ROW 11	2:00.615 20 DAVIE	2:01.018 26 BENNETT
ROW 10	1:55.367 18 DARK	1:56.940 25 MANN
ROW 9	1:53.276 4 REDMOND	1:54.492 70 VAN DER KROFT
ROW 8	1:51.492 12 WHITE	1:52.479 24 BURROWS
ROW 7	1:50.001 57 LAST	1:51.459 8 STEPHENS
ROW 6	1:49.120 2 VAUGHAN	1:49.990 11 JAYE
ROW 5	1:46.677 10 DEAN	1:47.771 15 MULLINS
ROW 4	1:45.414 6 DAVIES	1:45.983 63 RICKETTS
ROW 3	1:44.791 5 GILLES	1:45.038 1 WHITE
ROW 2	1:43.889 65 BAXTER	1:44.515 3 HULBERT
ROW 1	1:42.175 9 STEELE	1:43.073 19 WILLIAMS
POLE		
		

Weather/Track : Sunny/Dry

These results are provisional until the conclusion of any judicial and technical matters.

Silverstone Inter

Circuit Length = 2.2490 miles.

Start: 10:33 End: 10:48

Clerk of Course:

Stewards:

Timekeeper:

VSCC The Hawthorn Memorial Trophy & Hawthorn Spanish Trophy LAP ANALYSIS

1	Kenneth WHITE	Cooper Bristol
1 -	9:23.184	6 - 1:45.100
2 -	1:52.064	7 - 1:46.180
3 -	1:45.857	8 - 1:45.038
4 -	1:45.383	9 - 1:46.897
5 -	1:45.092	10 - 2:01.746P
2	David VAUGHAN	ERA R9B
1 -	X:00.000P	6 - 1:49.120
2 -	2:20.962	7 - 1:51.919
3 -	1:58.787	
4 -	1:56.654	
5 -	1:52.538	
3	Mac HULBERT	ERA R4D
1 -	9:31.754	6 - 1:44.965
2 -	2:08.747	7 - 1:45.877
3 -	1:59.306	8 - 1:44.860
4 -	1:46.508	9 - 1:44.747
5 -	1:44.515	
4	Martin REDMOND	Alta Single Seater
1 -	9:37.094	6 - 1:57.382
2 -	2:09.587	7 - 1:53.276
3 -	1:58.376	8 - 1:53.643
4 -	1:58.407	9 - 1:53.655
5 -	1:54.879	
5	Mark GILLES	Maserati 4 CL
1 -	9:14.675	6 - 1:49.334
2 -	1:51.532	7 - 1:44.986
3 -	1:46.823	8 - 1:47.956
4 -	1:45.184	9 - 1:45.399
5 -	1:45.155	10 - 1:44.791
6	Neil DAVIES	Cooper Bristol
1 -	9:02.416	6 - 1:46.947
2 -	2:00.822	7 - 1:47.186
3 -	1:48.134	8 - 1:46.110
4 -	1:46.076	9 - 1:48.927
5 -	1:45.414	10 - 1:45.549
8	Tony STEPHENS	ERA R12B
1 -	9:35.600	6 - 1:51.459
2 -	2:05.292	7 - 1:51.935
3 -	1:56.376	8 - 1:51.705
4 -	1:53.950	9 - 1:53.096
5 -	1:52.654	

VSCC The Hawthorn Memorial Trophy & Hawthorn Spanish Trophy LAP ANALYSIS

(contd.)

9	Michael STEELE	Connaught C Type
1 -	9:56.373	6 - 1:44.283
2 -	1:47.692	7 - 1:42.933
3 -	1:46.291	8 - 1:42.175
4 -	1:43.462	9 - 1:43.722P
5 -	1:44.273	
10	Charles DEAN	Bugatti Type 51
1 -	9:34.966	6 - 1:49.515
2 -	1:51.715	7 - 1:46.677
3 -	1:59.450P	
4 -	2:28.731	
5 -	1:47.316	
11	Paul JAYE	Alta Single Seater
1 -	9:29.060	6 - 1:51.391
2 -	1:58.495	
3 -	1:49.990	
4 -	1:49.992	
5 -	1:51.698	
12	David WHITE	Cooper Bristol
1 -	9:08.271	6 - 1:51.492
2 -	2:01.693	7 - 1:55.369
3 -	1:52.708	
4 -	1:52.215	
5 -	1:53.606	
15	Paul MULLINS	ERA R7B
1 -	9:34.896	6 - 1:48.535
2 -	1:57.333	7 - 1:50.059
3 -	1:52.336	8 - 1:51.633
4 -	1:51.005	9 - 1:47.771
5 -	1:47.866	
18	Tom DARK	MG Q Type
1 -	9:27.209	6 - 2:17.400P
2 -	2:07.868	
3 -	1:57.155	
4 -	1:55.367	
5 -	1:57.234	
19	Barrie WILLIAMS	Connaught F2 Grand Prix
1 -	9:13.250	6 - 1:43.614
2 -	1:51.075	7 - 1:55.753P
3 -	1:44.377	
4 -	1:43.583	
5 -	1:43.073	

VSCC The Hawthorn Memorial Trophy & Hawthorn Spanish Trophy LAP ANALYSIS

(contd.)

20	Stephen DAVIE	Riley Dobbs
1 -	9:51.860	6 - 2:02.645
2 -	2:14.705	7 - 2:00.733
3 -	2:05.706	8 - 2:05.472
4 -	2:01.472	
5 -	2:00.615	
24	Graham BURROWS	Cooper Bristol Mk2
1 -	9:13.180	6 - 1:54.868
2 -	2:23.152	7 - 1:52.479
3 -	2:08.320	8 - 1:54.927
4 -	1:57.006	9 - 1:53.497
5 -	1:55.639	
25	Peter MANN	Frazer Nash Le Mans Replica
1 -	9:23.284	6 - 1:57.721
2 -	2:13.456	7 - 1:56.940
3 -	2:05.517	8 - 2:18.779P
4 -	1:57.044	
5 -	1:58.463	
26	David BENNETT	Maserati AG6CM
1 -	9:29.923	6 - 2:01.018
2 -	2:07.212	7 - 2:01.816
3 -	2:05.030	8 - 2:12.059P
4 -	2:02.937	
5 -	2:02.334	
57	Richard LAST	MG K3
1 -	9:34.471	6 - 1:52.930
2 -	1:55.653	7 - 1:59.202
3 -	1:52.366	8 - 1:54.720
4 -	1:50.205	9 - 1:53.448
5 -	1:50.001	
63	Duncan RICKETTS	ERA R3A
1 -	9:25.484	6 - 1:51.113
2 -	1:56.719	7 - 1:49.997
3 -	1:56.206	8 - 1:48.710
4 -	1:49.396	9 - 2:08.737P
5 -	1:45.983	
65	Barrie BAXTER	Technica Mechanica Maserati 250
1 -	9:41.114	6 - 1:44.052
2 -	1:59.269	7 - 1:44.992
3 -	1:47.139	8 - 1:43.889
4 -	1:45.487	9 - 1:46.022
5 -	1:45.811	

VSCC The Hawthorn Memorial Trophy & Hawthorn Spanish Trophy LAP ANALYSIS

(contd.)

70	Adrian VAN DER KROFT	HWM Formula 2/GP
1 - 9:07.693	6 - 1:55.747	
2 - 2:07.251	7 - 1:54.492	
3 - 2:01.350	8 - 1:57.307	
4 - 1:59.111	9 - 1:55.810	
5 - 1:56.696		

Millers Oils/AMOC Historic formula junior Race QUALIFYING - Race 18

POS	NO	CL	NAME	NAT	ENTRY	TIME	LAPS	GAP	MPH
1	70	C	Simon HADFIELD	GBR	Brabham BT6	1:37.347	10		83.17
2	65	C	Edwin JOWSEY		Lotus 22	1:38.015	9	0.668	82.60
3	62	C	Simon ARMER	GBR	Cooper T59	1:39.637	9	2.290	81.25
4	84	C	Mark WOODHOUSE	GBR	Lotus 20	1:40.188	10	2.841	80.81
5	56	C	Mark GILLIES	GBR	Lotus 20/22	1:41.036	10	3.689	80.13
6	52	C	James CLARIDGE	GBR	Lola Mk5A	1:41.187	10	3.840	80.01
7	85	C	J.Martin WALFORD	GBR	Lotus 22	1:41.623	9	4.276	79.67
8	83	C	B WESTMORELAND	GBR	Lotus 22	1:41.903	10	4.556	79.45
9	79	C	Andrew HIBBERD	GBR	Lotus 22	1:42.918	10	5.571	78.66
10	78	C	Paul SMEETH	GBR	Lotus 22	1:43.110	9	5.763	78.52
11	59	C	Robin LONGDON		Lola Mk5A	1:43.899	9	6.552	77.92
12	58	C	Rollo BEALE	GBR	Lotus 22	1:44.070	9	6.723	77.79
13	4	A2	Derek WALKER	GBR	Terrier MkIV	1:44.619	9	7.272	77.38
14	41	B	Charles JONES	GBR	Cooper T56	1:45.247	9	7.900	76.92
15	44	C	James HICKS		Caravelle MkIII	1:45.711	3	8.364	76.59
16	86	C	Alistair MORRISON	GBR	Cooper T67	1:46.385	7	9.038	76.10
17	60	C	Mark GREEN	GBR	Lotus 22	1:46.851	9	9.504	75.77
18	53	C	Chris DRAKE	GBR	Elva 300	1:46.968	9	9.621	75.69
19	77	C	Tony GOODWIN	GBR	Lotus 20	1:47.337	9	9.990	75.43
20	67	C	Ned SPIEKER	USA	Brabham BT6	1:47.510	9	10.163	75.30
21	3	A2	Clive WILSON	GBR	Lola MkII	1:47.920	9	10.573	75.02
22	45	B	Andrew TAYLOR	GBR	Britannia FJ	1:48.020	9	10.673	74.95
23	11	A2	Mark STEVENSON	GBR	Mallock U2	1:48.163	9	10.816	74.85
24	29	A2	William GRIMSHAW	GBR	Gemini Mk2	1:48.920	8	11.573	74.33
25	66	C	Clive TEMPLE	GBR	Cooper T56	1:49.469	9	12.122	73.96
26	81	C	David STEVENSON	GBR	Lotus 22	1:49.859	9	12.512	73.69
27	14	A2	Crispian BESLEY	GBR	Elva 100	1:50.079	9	12.732	73.55
28	55	C	Leonard SELBY	NZL	Brabham BT2	1:50.982	9	13.635	72.95
29	7	A2	Duncan RABAGLIATI	GBR	Alexis HF1	1:51.289	7	13.942	72.75
30	46	B	Andrew SPENCE	GBR	Elva 200	1:51.466	9	14.119	72.63
31	43	B	Doug MARTIN	GBR	Elva 200	1:51.731	9	14.384	72.46
32	21	A1	Peter MULLEN	IRE	Ozca FJ	1:53.291	9	15.944	71.46
33	42	B	Simon HAMILTON	GBR	Lotus 18	1:53.412	9	16.065	71.38
34	33	B	David BAIN	GBR	Elva 200	1:55.782	9	18.435	69.92
35	80	C	Martin CARTER	GBR	Ausper Type 4	1:57.359	9	20.012	68.98
36	10	B	Paul HEWES		Lotus 18	1:58.340	9	20.993	68.41
37	22	A2	Robin LACKFORD	GBR	Elva 100	1:58.361	8	21.014	68.40
38	8	A2	Erica PILKINGTON	GBR	Gemini Mk2	1:59.153	8	21.806	67.95
39	35	B	Anthony MARTINDALE		Sauter	1:59.954	6	22.607	67.49
40	47	B	Richard UTLEY	GBR	Caravelle Mk1	2:00.106	8	22.759	67.41
41	28	A1	Michael ASHLEY-BROWN	GBR	Volpini FJ	2:00.664	8	23.317	67.09
42	24	A1	Ian ROBINSON	GBR	Autosud FJ	2:07.652	8	30.305	63.42

Cars 8, 14, 45, 46, 47, 48, 56, 62 and 65 Please Fit Transponders

Weather/Track : Sunny/Dry

These results are provisional until the conclusion of any judicial and technical matters.

Silverstone Inter

Circuit Length = 2.2490 miles.

Start: 11:19 End: 11:34

Clerk of Course:	Stewards:	Timekeeper:

Millers Oils/AMOC Historic formula junior Race LAP ANALYSIS

3	Clive WILSON	GBR	Lola MkII
1 -	8:28.976	6 -	1:48.762
2 -	1:58.648	7 -	1:50.258
3 -	1:53.461	8 -	1:47.920
4 -	1:48.099	9 -	1:48.491
5 -	1:49.410		
4	Derek WALKER	GBR	Terrier MkIV
1 -	8:24.283	6 -	1:46.082
2 -	1:55.764	7 -	1:44.890
3 -	2:00.665	8 -	1:45.043
4 -	1:45.892	9 -	1:47.890
5 -	1:44.619		
7	Duncan RABAGLIATI	GBR	Alexis HF1
1 -	8:15.060	6 -	1:54.881
2 -	2:01.843	7 -	1:51.289
3 -	5:48.233		
4 -	1:54.962		
5 -	1:53.028		
8	Erica PILKINGTON	GBR	Gemini Mk2
1 -	8:49.847	6 -	1:59.153
2 -	2:22.565	7 -	1:59.393
3 -	2:13.756	8 -	1:59.450
4 -	2:02.028		
5 -	2:00.875		
10	Paul HEWES		Lotus 18
1 -	8:25.066	6 -	1:58.891
2 -	2:02.461	7 -	1:58.728
3 -	2:00.547	8 -	2:09.063
4 -	1:58.451	9 -	1:58.340
5 -	1:59.615		
11	Mark STEVENSON	GBR	Mallock U2
1 -	8:28.285	6 -	1:48.531
2 -	2:01.185	7 -	1:48.163
3 -	2:00.385	8 -	1:50.451
4 -	1:50.092	9 -	1:50.151
5 -	1:53.160		
14	Crispian BESLEY	GBR	Elva 100
1 -	8:09.045	6 -	1:52.228
2 -	1:57.188	7 -	1:51.308
3 -	1:52.554	8 -	1:50.079
4 -	1:51.318	9 -	1:51.806
5 -	1:54.135		

Millers Oils/AMOC Historic formula junior Race LAP ANALYSIS

(contd.)

21	Peter MULLEN	IRE	Osca FJ
1 -	8:36.144	6 -	1:53.291
2 -	2:04.173	7 -	1:53.657
3 -	1:59.157	8 -	1:53.596
4 -	1:53.913	9 -	1:54.843
5 -	1:53.313		
22	Robin LACKFORD	GBR	Elva 100
1 -	8:51.215	6 -	1:58.361
2 -	2:18.714	7 -	2:00.823
3 -	2:13.842	8 -	1:58.781
4 -	2:18.620		
5 -	2:21.668		
24	Ian ROBINSON	GBr	Autosud FJ
1 -	8:52.663	6 -	2:07.652
2 -	2:18.806	7 -	2:14.049
3 -	2:13.955	8 -	2:07.850
4 -	2:18.324		
5 -	2:22.600		
28	Michael ASHLEY-BROWN	GBR	Volpini FJ
1 -	8:39.527	6 -	2:02.422
2 -	2:12.276	7 -	2:00.664
3 -	2:06.089	8 -	2:01.541
4 -	2:03.652		
5 -	2:04.066		
29	William GRIMSHAW	GBR	Gemini Mk2
1 -	8:13.071	6 -	1:52.755
2 -	2:01.537	7 -	2:00.812
3 -	1:58.706	8 -	2:19.375P
4 -	1:50.430		
5 -	1:48.920		
33	David BAIN	GBR	Elva 200
1 -	8:23.277	6 -	1:55.782
2 -	2:03.986	7 -	1:56.707
3 -	1:56.124	8 -	2:19.317
4 -	2:03.821	9 -	1:56.821
5 -	1:56.004		
35	Anthony MARTINDALE		Sauter
1 -	9:07.566	6 -	1:59.954
2 -	2:14.036		
3 -	2:06.658		
4 -	2:08.614		
5 -	2:03.696		

Millers Oils/AMOC Historic formula junior Race LAP ANALYSIS

(contd.)

41	Charles JONES	GBR	Cooper T56
1 -	8:23.556	6 -	1:50.424
2 -	1:57.364	7 -	1:47.706
3 -	1:51.247	8 -	1:45.247
4 -	1:47.600	9 -	2:01.769
5 -	1:47.031		
42	Simon HAMILTON	GBR	Lotus 18
1 -	8:06.079	6 -	1:57.479
2 -	1:53.412	7 -	1:57.905
3 -	1:53.659	8 -	2:00.181
4 -	1:56.720	9 -	2:00.623
5 -	1:56.557		
43	Doug MARTIN	GBR	Elva 200
1 -	8:26.401	6 -	1:51.731
2 -	2:01.568	7 -	1:52.399
3 -	1:57.522	8 -	2:14.393
4 -	1:53.128	9 -	1:52.836
5 -	1:55.058		
44	James HICKS		Caravelle MkIII
1 -	8:31.477		
2 -	3:49.834		
3 -	1:45.711		
45	Andrew TAYLOR	GBR	Britannia FJ
1 -	8:25.271	6 -	1:54.685
2 -	2:00.272	7 -	1:48.020
3 -	1:53.883	8 -	1:51.882
4 -	1:51.137	9 -	1:59.339
5 -	1:50.078		
46	Andrew SPENCE	GBR	Elva 200
1 -	8:13.804	6 -	1:52.349
2 -	2:04.863	7 -	1:51.466
3 -	2:05.345	8 -	1:58.992
4 -	1:52.884	9 -	1:53.599
5 -	1:55.412		
47	Richard UTLEY	GBR	Caravelle Mk1
1 -	8:31.144	6 -	2:03.747
2 -	2:06.844	7 -	2:06.652
3 -	2:00.106	8 -	2:08.215
4 -	2:01.154		
5 -	2:04.512		

Millers Oils/AMOC Historic formula junior Race LAP ANALYSIS

(contd.)

52	James CLARIDGE	GBR	Lola Mk5A
1 -	8:07.707	6 -	1:48.579
2 -	1:52.405	7 -	1:41.919
3 -	1:44.793	8 -	1:43.065
4 -	1:43.166	9 -	1:56.506
5 -	1:47.022	10 -	1:41.187
53	Chris DRAKE	GBR	Elva 300
1 -	8:36.586	6 -	1:48.368
2 -	1:54.449	7 -	1:47.001
3 -	1:50.632	8 -	1:46.968
4 -	1:47.352	9 -	1:47.626
5 -	1:47.140		
55	Leonard SELBY	NZL	Brabham BT2
1 -	8:15.303	6 -	1:52.971
2 -	1:59.713	7 -	1:53.157
3 -	1:53.600	8 -	1:51.424
4 -	1:50.982	9 -	1:51.203
5 -	1:51.701		
56	Mark GILLIES	GBR	Lotus 20/22
1 -	8:38.194	6 -	1:44.166
2 -	1:51.326	7 -	1:41.796
3 -	1:49.432	8 -	1:41.036
4 -	1:43.728	9 -	1:46.699
5 -	1:42.365	10 -	1:42.550
58	Rollo BEALE	GBR	Lotus 22
1 -	8:15.399	6 -	1:48.648
2 -	2:03.228	7 -	1:46.841
3 -	1:50.409	8 -	1:44.235
4 -	1:44.070	9 -	1:48.922
5 -	1:48.290		
59	Robin LONGDON		Lola Mk5A
1 -	8:33.301	6 -	1:48.344
2 -	1:55.305	7 -	1:43.899
3 -	2:06.730	8 -	1:45.614
4 -	1:45.222	9 -	1:48.311
5 -	1:45.599		
60	Mark GREEN	GBR	Lotus 22
1 -	8:14.062	6 -	1:52.167
2 -	1:53.918	7 -	1:47.117
3 -	1:49.769	8 -	1:47.234
4 -	1:46.851	9 -	1:49.724
5 -	1:48.872		

Millers Oils/AMOC Historic formula junior Race LAP ANALYSIS

(contd.)

62	Simon ARMER	GBR	Cooper T59
1 -	X:00.000	6 -	1:41.260
2 -	1:46.590	7 -	1:39.637
3 -	1:43.638	8 -	1:48.556
4 -	1:43.424	9 -	1:40.951
5 -	1:41.667		
65	Edwin JOWSEY		Lotus 22
1 -	8:04.818	6 -	1:41.145
2 -	1:53.656	7 -	1:38.015
3 -	1:40.349	8 -	1:39.237
4 -	1:39.509	9 -	2:12.853P
5 -	1:39.434		
66	Clive TEMPLE	GBR	Cooper T56
1 -	8:37.260	6 -	1:49.561
2 -	1:58.664	7 -	1:49.874
3 -	1:54.179	8 -	1:51.750
4 -	1:55.572	9 -	1:49.469
5 -	1:50.864		
67	Ned SPIEKER	USA	Brabham BT6
1 -	8:05.598	6 -	1:51.441
2 -	1:51.077	7 -	1:47.510
3 -	1:48.796	8 -	1:48.596
4 -	1:58.079	9 -	1:50.998
5 -	1:54.200		
70	Simon HADFIELD	GBR	Brabham BT6
1 -	8:42.768	6 -	1:39.274
2 -	1:46.836	7 -	1:37.662
3 -	1:42.477	8 -	1:37.347
4 -	1:39.670	9 -	1:49.950
5 -	1:40.307	10 -	1:37.749
77	Tony GOODWIN	GBR	Lotus 20
1 -	8:22.899	6 -	1:52.213
2 -	1:57.940	7 -	1:49.378
3 -	1:56.685	8 -	1:47.811
4 -	1:50.273	9 -	1:47.337
5 -	1:47.584		
78	Paul SMEETH	GBR	Lotus 22
1 -	8:21.954	6 -	1:46.795
2 -	1:53.310	7 -	1:43.540
3 -	1:49.229	8 -	1:43.110
4 -	1:45.582	9 -	1:45.195
5 -	1:46.131		

Millers Oils/AMOC Historic formula junior Race LAP ANALYSIS

(contd.)

79	Andrew HIBBERD	GBR	Lotus 22
1 -	8:04.505	6 -	1:47.852
2 -	1:49.027	7 -	1:45.343
3 -	1:44.657	8 -	1:43.994
4 -	1:45.547	9 -	1:58.018
5 -	1:42.918	10 -	1:44.091
80	Martin CARTER	GBR	Ausper Type 4
1 -	8:34.944	6 -	2:00.705
2 -	2:04.075	7 -	1:57.359
3 -	2:01.985	8 -	2:00.758
4 -	1:59.822	9 -	2:01.449
5 -	2:03.173		
81	David STEVENSON	GBR	Lotus 22
1 -	8:32.063	6 -	1:51.750
2 -	2:01.925	7 -	1:49.879
3 -	1:54.397	8 -	1:49.859
4 -	1:50.576	9 -	1:50.830
5 -	1:50.155		
83	B WESTMORELAND	GBR	Lotus 22
1 -	8:15.568	6 -	1:45.056
2 -	1:52.553	7 -	1:43.975
3 -	1:45.765	8 -	1:43.187
4 -	1:45.298	9 -	1:47.057
5 -	1:46.991	10 -	1:41.903
84	Mark WOODHOUSE	GBR	Lotus 20
1 -	8:09.482	6 -	1:43.196
2 -	1:52.582	7 -	1:44.001
3 -	1:45.252	8 -	1:40.188
4 -	1:42.493	9 -	1:56.071
5 -	1:41.606	10 -	1:45.163
85	J.Martin WALFORD	GBR	Lotus 22
1 -	8:10.499	6 -	1:55.128P
2 -	1:52.633	7 -	2:50.916
3 -	1:44.904	8 -	1:48.524
4 -	1:42.427	9 -	1:41.623
5 -	1:42.494		
86	Alistair MORRISON	GBR	Cooper T67
1 -	8:32.463	6 -	1:46.407
2 -	5:38.170	7 -	1:49.161
3 -	1:46.487		
4 -	1:49.008		
5 -	1:46.385		

Group4Racing for the European Trophy WARM UP

POS	NO	CL	NAME	NAT	ENTRY	TIME	LAPS	GAP	MPH
1	17	C	Jonathan BAKER		Ford F3L	1:28.769	8		91.20
2	22	C	Nigel HULME	GBR	Lola T70 Mk3	1:29.478	8	0.709	90.48
3	12	C	Carlos BARBOT	POR	Lola Mk3B	1:30.815	8	2.046	89.15
4	27	C	John SHELDON	GBR	Chevron B16	1:31.044	8	2.275	88.92
5	24	C	David YATES		Chevron B16	1:31.681	7	2.912	88.31
6	38	B	Micheal SCHRYVER	GBR	Chevron B6	1:32.247	7	3.478	87.76
7	19	C	Craig JONES	GBR	Lola T70 Mk3	1:32.821	6	4.052	87.22
8	30	B	Sandy WATSON	GBR	Chevron B8	1:33.351	7	4.582	86.73
9	32	B	Charles ALLISON		Chevron B8	1:34.599	7	5.830	85.58
10	41	B	Tony BIANCHI	GBR	Chevron B8	1:35.285	7	6.516	84.97
11	36	B	David METHLEY		Lenham Hurst GT	1:35.354	7	6.585	84.90
12	43	B	Andrew SCHRYVER	GBR	Chevron B8	1:35.549	7	6.780	84.73
13	44	B	Rod SMITH	GBR	Taydec Mk3	1:36.343	7	7.574	84.03
14	39	B	John MOULDS	GBR	Crossle 95	1:37.781	7	9.012	82.80
15	33	B	Ross MAXWELL	GBR	Chevron B8	1:38.689	5	9.920	82.04
16	51	A1	Steve WORRAD	GBr	Lotus 23B	1:39.012	6	10.243	81.77
17	20	D	Klaus FLETTNER		Porsche 908	1:40.946	5	12.177	80.20
18	56	A1	Robert HARTLEY		Elva Mk7	1:41.053	7	12.284	80.12
19	40	B	Paul DRAYSON		Chevron B8	1:42.885	7	14.116	78.69
20	45	A	Marshall BAILEY	GBR	Lotus 23B	1:43.063	7	14.294	78.55
21	54	A1	Chris JOLLY	GBR	Lotus 23B	1:43.957	7	15.188	77.88
22	47	A	Ned SPIEKER		Lotus 23B	1:45.787	7	17.018	76.53

Weather/Track : Sunny/Dry

These results are provisional until the conclusion of any judicial and technical matters.

Silverstone Inter

Circuit Length = 2.2490 miles.

Start: 11:42 End: 11:52

Clerk of Course:	Stewards:	Timekeeper:
------------------	-----------	-------------

Group4Racing for the European Trophy LAP ANALYSIS

12	Carlos BARBOT	POR	Lola Mk3B
	1 - 5:07.857	6 - 1:31.394	
	2 - 1:44.121	7 - 1:30.815	
	3 - 1:35.980	8 - 2:27.420P	
	4 - 1:33.131		
	5 - 1:31.030		
17	Jonathan BAKER		Ford F3L
	1 - 5:11.346	6 - 1:28.769	
	2 - 1:38.447	7 - 1:31.370	
	3 - 1:33.802	8 - 1:50.572P	
	4 - 1:32.524		
	5 - 1:29.367		
18	Nick RINI	USA	BRM P160
19	Craig JONES	GBR	Lola T70 Mk3
	1 - 5:05.593	6 - 1:32.821	
	2 - 1:43.574		
	3 - 1:38.268		
	4 - 1:36.203		
	5 - 1:34.570		
20	Klaus FLETTNER		Porsche 908
	1 - 5:20.546		
	2 - 1:49.892		
	3 - 1:40.946		
	4 - 1:54.411P		
	5 - 4:10.118		
22	Nigel HULME	GBR	Lola T70 Mk3
	1 - 5:12.326	6 - 1:29.724	
	2 - 1:38.681	7 - 1:30.878	
	3 - 1:36.629	8 - 1:58.780P	
	4 - 1:30.360		
	5 - 1:29.478		
24	David YATES		Chevron B16
	1 - 4:56.808	6 - 1:31.681	
	2 - 1:40.698	7 - 2:07.408P	
	3 - 1:35.319		
	4 - 1:32.939		
	5 - 1:33.151		

Group4Racing for the European Trophy LAP ANALYSIS

(contd.)

27	John SHELDON	GBR	Chevron B16
	1 - 4:59.147	6 - 1:31.044	
	2 - 1:39.933	7 - 1:31.200	
	3 - 1:35.546	8 - 1:50.568P	
	4 - 1:31.659		
	5 - 1:31.612		
30	Sandy WATSON	GBR	Chevron B8
	1 - 4:58.784	6 - 1:34.908	
	2 - 1:39.489	7 - 1:33.351	
	3 - 1:36.944		
	4 - 1:49.495		
	5 - 1:34.206		
32	Charles ALLISON		Chevron B8
	1 - 4:58.059	6 - 1:34.599	
	2 - 1:46.914	7 - 1:35.948	
	3 - 1:37.948		
	4 - 1:37.787		
	5 - 1:34.732		
33	Ross MAXWELL	GBR	Chevron B8
	1 - 4:54.535		
	2 - 1:41.874		
	3 - 1:38.689		
	4 - 1:53.543		
	5 - 1:50.165P		
36	David METHLEY		Lenham Hurst GT
	1 - 5:04.512	6 - 1:35.706	
	2 - 1:42.306	7 - 1:37.205	
	3 - 1:36.666		
	4 - 1:38.908		
	5 - 1:35.354		
38	Micheal SCHRYVER	GBR	Chevron B6
	1 - 4:58.422	6 - 1:32.247	
	2 - 1:39.434	7 - 1:55.992P	
	3 - 1:35.851		
	4 - 1:33.788		
	5 - 1:33.200		
39	John MOULDS	GBR	Crossle 95
	1 - 4:57.999	6 - 1:37.781	
	2 - 1:51.138	7 - 1:44.283	
	3 - 1:47.330		
	4 - 1:43.544		
	5 - 1:39.624		

Group4Racing for the European Trophy LAP ANALYSIS

(contd.)

40	Paul DRAYSON		Chevron B8
1 -	4:51.567	6 -	1:42.885
2 -	1:54.686	7 -	1:45.941
3 -	1:48.874		
4 -	1:46.262		
5 -	1:44.917		
41	Tony BIANCHI	GBR	Chevron B8
1 -	5:00.957	6 -	1:36.910
2 -	1:47.649	7 -	1:35.285
3 -	1:43.202		
4 -	1:37.111		
5 -	1:36.341		
43	Andrew SCHRYVER	GBR	Chevron B8
1 -	4:56.379	6 -	1:35.549
2 -	1:47.965	7 -	1:47.260
3 -	1:37.667		
4 -	1:52.286		
5 -	1:46.550		
44	Rod SMITH	GBR	Taydec Mk3
1 -	5:03.760	6 -	1:36.343
2 -	1:46.617	7 -	2:04.209
3 -	1:42.522		
4 -	1:38.106		
5 -	1:37.610		
45	Marshall BAILEY	GBR	Lotus 23B
1 -	4:52.138	6 -	1:43.063
2 -	1:52.043	7 -	1:45.393
3 -	1:48.571		
4 -	1:47.709		
5 -	1:45.087		
47	Ned SPIEKER		Lotus 23B
1 -	5:20.476	6 -	1:47.514
2 -	1:55.371	7 -	1:45.962
3 -	1:52.973		
4 -	1:49.079		
5 -	1:45.787		
51	Steve WORRAD	GBr	Lotus 23B
1 -	5:15.018	6 -	1:52.544P
2 -	1:46.031		
3 -	1:44.409		
4 -	1:39.782		
5 -	1:39.012		

Group4Racing for the European Trophy LAP ANALYSIS

(contd.)

54	Chris JOLLY	GBR	Lotus 23B
1 - 4:59.542	6 - 1:44.407		
2 - 1:58.766	7 - 1:43.957		
3 - 1:50.847			
4 - 1:44.058			
5 - 1:48.232			
56	Robert HARTLEY		Elva Mk7
1 - 4:54.245	6 - 1:41.667		
2 - 1:54.229	7 - 1:41.053		
3 - 1:47.709			
4 - 1:42.105			
5 - 1:41.204			

Grand Prix Masters

WARM UP

POS	NO	CL	NAME	NAT	ENTRY	TIME	LAPS	GAP	MPH
1	16		Frank SYTNER		Penske PC3	1:17.766	6		104.11
2	10		Peter WILLIAMS		March 761-5	1:20.673	8	2.907	100.36
3	12		Rob HALL	GBR	BRM P201	1:20.705	7	2.939	100.32
4	37		Peter WUENSCH	GER	Brabham BT 37-2	1:22.875	8	5.109	97.69
5	20		Terry SAYLES	GBR	Surtees TS20	1:27.317	8	9.551	92.72
6	21		Max SAMUEL-CAMPS	GBR	Wolf WR1	1:28.513	8	10.747	91.47
7	18		Nick RINI		BRM P160	1:29.433	7	11.667	90.53
8	24		Graham WILCOX	GBR	Hesketh 308B	1:33.502	8	15.736	86.59
9	14		Ron MAYDON	GBR	Cooper T86c	1:37.194	7	19.428	83.30
10	55		Frank LYONS	IRE	McLaren M26	1:51.231	6	33.465	72.78

Weather/Track : Sunny/Dry

These results are provisional until the conclusion of any judicial and technical matters.

Silverstone Inter

Circuit Length = 2.2490 miles.

Start: 12:04 End: 12:14

Clerk of Course:	Stewards:	Timekeeper:
------------------	-----------	-------------

Grand Prix Masters

LAP ANALYSIS

10	Peter WILLIAMS		March 761-5
	1 - 8:53.598	6 - 1:21.442	
	2 - 1:41.850	7 - 1:20.673	
	3 - 1:28.373	8 - 2:19.431P	
	4 - 1:27.758		
	5 - 1:20.773		
12	Rob HALL	GBR	BRM P201
	1 - 8:38.646	6 - 1:20.705	
	2 - 1:32.188	7 - 1:48.250P	
	3 - 1:22.101		
	4 - 1:20.759		
	5 - 1:20.984		
14	Ron MAYDON	GBR	Cooper T86c
	1 - 8:48.595	6 - 1:39.240	
	2 - 1:47.552	7 - 1:37.626	
	3 - 1:39.122		
	4 - 1:37.194		
	5 - 1:37.488		
16	Frank SYTNER		Penske PC3
	1 - 8:47.762	6 - 1:48.838P	
	2 - 1:32.567		
	3 - 1:21.648		
	4 - 1:18.358		
	5 - 1:17.766		
18	Nick RINI		BRM P160
	1 - 8:43.504	6 - 1:30.273	
	2 - 1:41.018	7 - 2:00.894P	
	3 - 1:37.510		
	4 - 1:34.589		
	5 - 1:29.433		
20	Terry SAYLES	GBR	Surtees TS20
	1 - 8:47.221	6 - 1:30.661	
	2 - 1:41.524	7 - 1:27.853	
	3 - 1:34.696	8 - 2:04.200P	
	4 - 1:32.101		
	5 - 1:27.317		
21	Max SAMUEL-CAMPS	GBR	Wolf WR1
	1 - 8:38.171	6 - 1:30.620	
	2 - 1:41.201	7 - 1:29.874	
	3 - 1:33.064	8 - 1:33.398	
	4 - 1:29.572		
	5 - 1:28.513		

Grand Prix Masters LAP ANALYSIS

(contd.)

24	Graham WILCOX	GBR	Hesketh 308B
1 - 8:37.653	6 - 1:33.502		
2 - 1:45.912	7 - 1:34.842		
3 - 1:40.196	8 - 1:33.922		
4 - 1:36.046			
5 - 1:34.229			
37	Peter WUENSCH	GER	Brabham BT 37-2
1 - 8:47.762	6 - 1:25.255		
2 - 1:34.473	7 - 1:22.875		
3 - 1:25.905	8 - 1:23.227		
4 - 1:24.998			
5 - 1:25.265			
55	Frank LYONS	IRE	McLaren M26
1 - 8:47.702	6 - 1:58.243		
2 - 1:58.536			
3 - 1:51.231			
4 - 1:55.007			
5 - 1:57.562			

Millers Oils/AMOC Historic formula junior Race

GRID - Race 18

ROW 19	24	ROBINSON	28	ASHLEY-BROWN
ROW 18	47	UTLEY	22	LACKFORD
ROW 17	10	HEWES	80	CARTER
ROW 16	33	BAIN	42	HAMILTON
ROW 15	21	MULLEN	43	MARTIN
ROW 14	46	SPENCE	7	RABAGLIATI
ROW 13	55	SELBY	14	BESLEY
ROW 12	81	STEVENSON	66	TEMPLE
ROW 11	29	GRIMSHAW	11	STEVENSON
ROW 10	45	TAYLOR	67	SPIEKER
ROW 9	77	GOODWIN	53	DRAKE
ROW 8	60	GREEN	86	MORRISON
ROW 7	44	HICKS	41	JONES
ROW 6	4	WALKER	58	BEALE
ROW 5	59	LONGDON	78	SMEETH
ROW 4	79	HIBBERD	83	WESTMORELAND
ROW 3	85	WALFORD	56	GILLIES
ROW 2	84	WOODHOUSE	62	ARMER
ROW 1	65	JOWSEY	70	HADFIELD
				POLE

Cars 8, 3, 52 and 35, 1st, 2nd, 3rd and 4th Reserves

Weather/Track : Sunny/Dry

These results are provisional until the conclusion of any judicial and technical matters.

Silverstone Inter

Circuit Length = 2.2490 miles.

Start: 11:19 End: 11:34

Clerk of Course:	Stewards:	Timekeeper:
------------------	-----------	-------------

HGPCA Drum Braked Sports Cars

QUALIFYING - Race 12

POS	NO	CL	NAME	NAT	ENTRY	TIME	LAPS	GAP	MPH
1	7	A	Mark GILLIES		Maserati 300s	1:42.445	10		79.03
2	17	C	Michael STEELE		HWM Jaguar	1:42.473	10	0.028	79.01
3	39	D	Ollie CROSTHWAITE		Cooper T39 Bobtail	1:44.052	9	1.607	77.81
4	96	B	John CLARK		Cooper Bobtail	1:45.018	9	2.573	77.09
5	1	E	Tony BIANCHI		Farrellac Allard	1:45.559	9	3.114	76.70
6	14	D	Richard WILLS		Lola Mk 1	1:45.922	9	3.477	76.43
7	8	B	Josh SADLER		Allard J2X Cadillac	1:46.721	9	4.276	75.86
8	16	C	M.WINDSOR-PRICE		Allard J2R	1:47.349	7	4.904	75.42
9	11	D	Marshall BAILEY		Cooper T39 bobtail	1:47.623	9	5.178	75.22
10	99	C	Christopher KEEN		Kurtis 500	1:47.740	9	5.295	75.14
11	10	D	Hugo SHIPLEY		Lotus Mk VI	1:49.964	9	7.519	73.62
12	23	C	Barry WOOD		RGS Atlanta Jaguar	1:50.426	9	7.981	73.32
13	4	C	David WENMAN		Jaguar C-type	1:50.766	9	8.321	73.09
14	9	B	George EDNEY		Lester Sports	1:51.513	9	9.068	72.60
15	15	D	George COOPER		Cooper T39 bobtail	1:55.113	8	12.668	70.33
16	12	B	Tony WOOD		Lister Bristol	1:55.406	8	12.961	70.15
17	22	B	Peter MANN		Frazer Nash Le Mans	1:56.778	9	14.333	69.33
18	54	B	George HOLT		Jaguar XK120	1:58.107	8	15.662	68.55
19	6	B	Phillip CHAMPION		Frazer Nash Mille Miglia	1:58.232	8	15.787	68.47
20	18	B	Dave SAUNDERS		Gammon Sports	2:00.136	8	17.691	67.39
21	27	E	Jose ALBERQUERQUE		Maserati 300S	2:02.256	6	19.811	66.22
22	2	B	Colin PEARCY		Frazer Nash Le Mans	2:03.511	7	21.066	65.55
23	34	A	Tony BAILEY		Elva Mk1B	2:04.461	8	22.016	65.05

Weather/Track : Sunny/Dry

These results are provisional until the conclusion of any judicial and technical matters.

Silverstone Inter

Circuit Length = 2.2490 miles.


Start: 09:14 End: 09:29

Clerk of Course:	Stewards:	Timekeeper:
------------------	-----------	-------------

HGPCA Drum Braked Sports Cars

GRID - Race 12

ROW 12	2:04.461	34	BAILEY	
ROW 11	2:02.256	27	ALBERQUERQUE	2:03.511 2
ROW 10	1:58.232	6	CHAMPION	2:00.136 18
ROW 9	1:56.778	22	MANN	1:58.107 54
ROW 8	1:55.113	15	COOPER	1:55.406 12
ROW 7	1:50.766	4	WENMAN	1:51.513 9
ROW 6	1:49.964	10	SHIPLEY	1:50.426 23
ROW 5	1:47.623	11	BAILEY	1:47.740 99
ROW 4	1:46.721	8	SADLER	1:47.349 16
ROW 3	1:45.559	1	BIANCHI	1:45.922 14
ROW 2	1:44.052	39	CROSTHWAITE	1:45.018 96
ROW 1	1:42.445	7	GILLIES	1:42.473 17
POLE				



Weather/Track : Sunny/Dry
These results are provisional until the conclusion of any judicial and technical matters.

Silverstone Inter
 Circuit Length = 2.2490 miles.
 Start: 09:14 End: 09:29

Clerk of Course:	Stewards:	Timekeeper:
------------------	-----------	-------------

HGPCA Drum Braked Sports Cars LAP ANALYSIS

1	Tony BIANCHI	Farrellac Allard
1 -	4:07.097	6 - 1:45.625
2 -	2:07.704	7 - 1:45.559
3 -	1:51.923	8 - 1:46.370
4 -	1:45.601	9 - 1:45.807
5 -	1:46.489	
2	Colin PEARCY	Frazer Nash Le Mans
1 -	5:45.293P	6 - 2:08.520
2 -	2:25.639	7 - 2:08.220
3 -	2:09.126	
4 -	2:04.619	
5 -	2:03.511	
4	David WENMAN	Jaguar C-type
1 -	4:18.559	6 - 1:51.640
2 -	2:08.088	7 - 1:53.446
3 -	1:54.540	8 - 1:53.035
4 -	1:51.033	9 - 1:50.766
5 -	1:51.233	
6	Phillip CHAMPION	Frazer Nash Mille Miglia
1 -	4:25.103	6 - 1:59.680
2 -	2:03.817	7 - 2:00.770
3 -	2:00.725	8 - 1:58.232
4 -	1:59.992	
5 -	1:59.375	
7	Mark GILLIES	Maserati 300s
1 -	3:45.149	6 - 1:45.113
2 -	1:54.670	7 - 1:43.826
3 -	1:46.979	8 - 1:43.672
4 -	1:44.272	9 - 1:43.964
5 -	1:44.593	10 - 1:42.445
8	Josh SADLER	Allard J2X Cadillac
1 -	4:07.564	6 - 1:46.888
2 -	1:55.975	7 - 1:47.306
3 -	1:49.392	8 - 1:46.721
4 -	1:49.274	9 - 1:48.441
5 -	1:47.452	
9	George EDNEY	Lester Sports
1 -	4:14.164	6 - 1:51.513
2 -	2:04.468	7 - 1:52.076
3 -	1:53.857	8 - 1:54.505
4 -	1:52.909	9 - 1:56.854
5 -	1:51.767	

HGPCA Drum Braked Sports Cars LAP ANALYSIS

(contd.)

10	Hugo SHIPLEY	Lotus Mk VI
1 -	3:47.243	6 - 1:51.235
2 -	1:59.494	7 - 1:51.120
3 -	1:52.748	8 - 1:51.201
4 -	1:50.788	9 - 1:52.053
5 -	1:49.964	
11	Marshall BAILEY	Cooper T39 bobtail
1 -	4:01.091	6 - 1:49.985
2 -	1:54.247	7 - 1:48.037
3 -	1:49.426	8 - 1:48.499
4 -	1:47.623	9 - 1:48.202
5 -	2:15.012	
12	Tony WOOD	Lister Bristol
1 -	4:14.289	6 - 1:55.463
2 -	2:09.337	7 - 1:55.406
3 -	2:01.271	8 - 1:58.177
4 -	1:57.016	
5 -	1:55.442	
14	Richard WILLS	Lola Mk 1
1 -	4:44.305	6 - 1:49.884
2 -	2:11.170	7 - 1:49.712
3 -	1:52.443	8 - 1:46.440
4 -	1:52.159	9 - 1:45.922
5 -	1:49.392	
15	George COOPER	Cooper T39 bobtail
1 -	3:54.080	6 - 1:55.113
2 -	1:59.524	7 - 1:55.719
3 -	1:56.456	8 - 2:16.846P
4 -	1:57.653	
5 -	1:57.907	
16	M.WINDSOR-PRICE	Allard J2R
1 -	3:37.688	6 - 1:48.741
2 -	2:00.874	7 - 1:47.349
3 -	1:56.754	
4 -	1:50.219	
5 -	1:50.684	
17	Michael STEELE	HWM Jaguar
1 -	3:53.888	6 - 1:43.909
2 -	1:49.394	7 - 1:43.903
3 -	1:45.448	8 - 1:42.473
4 -	1:42.627	9 - 1:43.507
5 -	1:44.095	10 - 1:43.540

HGPCA Drum Braked Sports Cars LAP ANALYSIS

(contd.)

18	Dave SAUNDERS	Gammon Sports
1 -	3:43.060	6 - 2:02.281
2 -	2:09.319	7 - 2:00.136
3 -	2:04.373	8 - 2:02.746
4 -	2:01.779	
5 -	2:02.135	
22	Peter MANN	Frazer Nash Le Mans
1 -	3:52.933	6 - 1:56.778
2 -	2:02.873	7 - 1:58.697
3 -	1:58.153	8 - 2:03.541
4 -	1:56.832	9 - 1:59.223
5 -	1:59.222	
23	Barry WOOD	RGS Atlanta Jaguar
1 -	4:19.754	6 - 1:52.738
2 -	2:04.859	7 - 1:53.661
3 -	1:54.280	8 - 1:54.918
4 -	1:51.987	9 - 1:50.426
5 -	1:51.875	
27	Jose ALBERQUERQUE	Maserati 300S
1 -	4:43.442	6 - 2:19.775P
2 -	2:18.974	
3 -	2:02.256	
4 -	2:03.342	
5 -	2:03.264	
34	Tony BAILEY	Elva Mk1B
1 -	4:04.866	6 - 2:07.799
2 -	2:27.817	7 - 2:04.461
3 -	2:13.594	8 - 2:05.085
4 -	2:07.426	
5 -	2:07.028	
39	Ollie CROSTHWAITE	Cooper T39 Bobtail
1 -	3:53.709	6 - 1:45.837
2 -	1:53.375	7 - 1:44.378
3 -	1:47.159	8 - 1:59.408
4 -	1:44.052	9 - 2:16.139P
5 -	1:44.200	
54	George HOLT	Jaguar XK120
1 -	4:51.226	6 - 1:58.112
2 -	2:08.683	7 - 2:05.459
3 -	2:02.463	8 - 1:59.977
4 -	1:58.107	
5 -	2:00.292	

HGPCA Drum Braked Sports Cars LAP ANALYSIS

(contd.)

96	John CLARK	Cooper Bobtail
1 - 3:44.594	6 - 1:47.525	
2 - 1:56.448	7 - 1:45.147	
3 - 1:47.331	8 - 1:46.981	
4 - 1:46.530	9 - 1:45.018	
5 - 1:45.964		
99	Christopher KEEN	Kurtis 500
1 - 3:55.684	6 - 1:48.437	
2 - 1:59.394	7 - 1:52.249	
3 - 1:52.284	8 - 1:49.593	
4 - 1:47.740	9 - 1:50.318	
5 - 1:49.453		

Millers Oils/AMOC Historic formula junior Race LAP ANALYSIS

3	Clive WILSON	GBR	Lola MkII
1 -	8:28.976	6 -	1:48.762
2 -	1:58.648	7 -	1:50.258
3 -	1:53.461	8 -	1:47.920
4 -	1:48.099	9 -	1:48.491
5 -	1:49.410		
4	Derek WALKER	GBR	Terrier MkIV
1 -	8:24.283	6 -	1:46.082
2 -	1:55.764	7 -	1:44.890
3 -	2:00.665	8 -	1:45.043
4 -	1:45.892	9 -	1:47.890
5 -	1:44.619		
7	Duncan RABAGLIATI	GBR	Alexis HF1
1 -	8:15.060	6 -	1:54.881
2 -	2:01.843	7 -	1:51.289
3 -	5:48.233		
4 -	1:54.962		
5 -	1:53.028		
8	Erica PILKINGTON	GBR	Gemini Mk2
1 -	8:49.847	6 -	1:59.153
2 -	2:22.565	7 -	1:59.393
3 -	2:13.756	8 -	1:59.450
4 -	2:02.028		
5 -	2:00.875		
10	Paul HEWES		Lotus 18
1 -	8:25.066	6 -	1:58.891
2 -	2:02.461	7 -	1:58.728
3 -	2:00.547	8 -	2:09.063
4 -	1:58.451	9 -	1:58.340
5 -	1:59.615		
11	Mark STEVENSON	GBR	Mallock U2
1 -	8:28.285	6 -	1:48.531
2 -	2:01.185	7 -	1:48.163
3 -	2:00.385	8 -	1:50.451
4 -	1:50.092	9 -	1:50.151
5 -	1:53.160		
14	Crispian BESLEY	GBR	Elva 100
1 -	8:09.045	6 -	1:52.228
2 -	1:57.188	7 -	1:51.308
3 -	1:52.554	8 -	1:50.079
4 -	1:51.318	9 -	1:51.806
5 -	1:54.135		

Millers Oils/AMOC Historic formula junior Race LAP ANALYSIS

(contd.)

21	Peter MULLEN	IRE	Osca FJ
1 -	8:36.144	6 -	1:53.291
2 -	2:04.173	7 -	1:53.657
3 -	1:59.157	8 -	1:53.596
4 -	1:53.913	9 -	1:54.843
5 -	1:53.313		
22	Robin LACKFORD	GBR	Elva 100
1 -	8:51.215	6 -	1:58.361
2 -	2:18.714	7 -	2:00.823
3 -	2:13.842	8 -	1:58.781
4 -	2:18.620		
5 -	2:21.668		
24	Ian ROBINSON	GBr	Autosud FJ
1 -	8:52.663	6 -	2:07.652
2 -	2:18.806	7 -	2:14.049
3 -	2:13.955	8 -	2:07.850
4 -	2:18.324		
5 -	2:22.600		
28	Michael ASHLEY-BROWN	GBR	Volpini FJ
1 -	8:39.527	6 -	2:02.422
2 -	2:12.276	7 -	2:00.664
3 -	2:06.089	8 -	2:01.541
4 -	2:03.652		
5 -	2:04.066		
29	William GRIMSHAW	GBR	Gemini Mk2
1 -	8:13.071	6 -	1:52.755
2 -	2:01.537	7 -	2:00.812
3 -	1:58.706	8 -	2:19.375P
4 -	1:50.430		
5 -	1:48.920		
33	David BAIN	GBR	Elva 200
1 -	8:23.277	6 -	1:55.782
2 -	2:03.986	7 -	1:56.707
3 -	1:56.124	8 -	2:19.317
4 -	2:03.821	9 -	1:56.821
5 -	1:56.004		
35	Anthony MARTINDALE		Sauter
1 -	9:07.566	6 -	1:59.954
2 -	2:14.036		
3 -	2:06.658		
4 -	2:08.614		
5 -	2:03.696		

Millers Oils/AMOC Historic formula junior Race

LAP ANALYSIS

(contd.)

41	Charles JONES	GBR	Cooper T56
1 -	8:23.556	6 -	1:50.424
2 -	1:57.364	7 -	1:47.706
3 -	1:51.247	8 -	1:45.247
4 -	1:47.600	9 -	2:01.769
5 -	1:47.031		
42	Simon HAMILTON	GBR	Lotus 18
1 -	8:06.079	6 -	1:57.479
2 -	1:53.412	7 -	1:57.905
3 -	1:53.659	8 -	2:00.181
4 -	1:56.720	9 -	2:00.623
5 -	1:56.557		
43	Doug MARTIN	GBR	Elva 200
1 -	8:26.401	6 -	1:51.731
2 -	2:01.568	7 -	1:52.399
3 -	1:57.522	8 -	2:14.393
4 -	1:53.128	9 -	1:52.836
5 -	1:55.058		
44	James HICKS		Caravelle MkIII
1 -	8:31.477		
2 -	3:49.834		
3 -	1:45.711		
45	Andrew TAYLOR	GBR	Britannia FJ
1 -	8:25.271	6 -	1:54.685
2 -	2:00.272	7 -	1:48.020
3 -	1:53.883	8 -	1:51.882
4 -	1:51.137	9 -	1:59.339
5 -	1:50.078		
46	Andrew SPENCE	GBR	Elva 200
1 -	8:13.804	6 -	1:52.349
2 -	2:04.863	7 -	1:51.466
3 -	2:05.345	8 -	1:58.992
4 -	1:52.884	9 -	1:53.599
5 -	1:55.412		
47	Richard UTLEY	GBR	Caravelle Mk1
1 -	8:31.144	6 -	2:03.747
2 -	2:06.844	7 -	2:06.652
3 -	2:00.106	8 -	2:08.215
4 -	2:01.154		
5 -	2:04.512		

Millers Oils/AMOC Historic formula junior Race LAP ANALYSIS

(contd.)

52	James CLARIDGE	GBR	Lola Mk5A
1 -	8:07.707	6 -	1:48.579
2 -	1:52.405	7 -	1:41.919
3 -	1:44.793	8 -	1:43.065
4 -	1:43.166	9 -	1:56.506
5 -	1:47.022	10 -	1:41.187
53	Chris DRAKE	GBR	Elva 300
1 -	8:36.586	6 -	1:48.368
2 -	1:54.449	7 -	1:47.001
3 -	1:50.632	8 -	1:46.968
4 -	1:47.352	9 -	1:47.626
5 -	1:47.140		
55	Leonard SELBY	NZL	Brabham BT2
1 -	8:15.303	6 -	1:52.971
2 -	1:59.713	7 -	1:53.157
3 -	1:53.600	8 -	1:51.424
4 -	1:50.982	9 -	1:51.203
5 -	1:51.701		
56	Mark GILLIES	GBR	Lotus 20/22
1 -	8:38.194	6 -	1:44.166
2 -	1:51.326	7 -	1:41.796
3 -	1:49.432	8 -	1:41.036
4 -	1:43.728	9 -	1:46.699
5 -	1:42.365	10 -	1:42.550
58	Rollo BEALE	GBR	Lotus 22
1 -	8:15.399	6 -	1:48.648
2 -	2:03.228	7 -	1:46.841
3 -	1:50.409	8 -	1:44.235
4 -	1:44.070	9 -	1:48.922
5 -	1:48.290		
59	Robin LONGDON		Lola Mk5A
1 -	8:33.301	6 -	1:48.344
2 -	1:55.305	7 -	1:43.899
3 -	2:06.730	8 -	1:45.614
4 -	1:45.222	9 -	1:48.311
5 -	1:45.599		
60	Mark GREEN	GBR	Lotus 22
1 -	8:14.062	6 -	1:52.167
2 -	1:53.918	7 -	1:47.117
3 -	1:49.769	8 -	1:47.234
4 -	1:46.851	9 -	1:49.724
5 -	1:48.872		

Millers Oils/AMOC Historic formula junior Race

LAP ANALYSIS

(contd.)

62	Simon ARMER	GBR	Cooper T59
1 -	X:00.000	6 -	1:41.260
2 -	1:46.590	7 -	1:39.637
3 -	1:43.638	8 -	1:48.556
4 -	1:43.424	9 -	1:40.951
5 -	1:41.667		
65	Edwin JOWSEY		Lotus 22
1 -	8:04.818	6 -	1:41.145
2 -	1:53.656	7 -	1:38.015
3 -	1:40.349	8 -	1:39.237
4 -	1:39.509	9 -	2:12.853P
5 -	1:39.434		
66	Clive TEMPLE	GBR	Cooper T56
1 -	8:37.260	6 -	1:49.561
2 -	1:58.664	7 -	1:49.874
3 -	1:54.179	8 -	1:51.750
4 -	1:55.572	9 -	1:49.469
5 -	1:50.864		
67	Ned SPIEKER	USA	Brabham BT6
1 -	8:05.598	6 -	1:51.441
2 -	1:51.077	7 -	1:47.510
3 -	1:48.796	8 -	1:48.596
4 -	1:58.079	9 -	1:50.998
5 -	1:54.200		
70	Simon HADFIELD	GBR	Brabham BT6
1 -	8:42.768	6 -	1:39.274
2 -	1:46.836	7 -	1:37.662
3 -	1:42.477	8 -	1:37.347
4 -	1:39.670	9 -	1:49.950
5 -	1:40.307	10 -	1:37.749
77	Tony GOODWIN	GBR	Lotus 20
1 -	8:22.899	6 -	1:52.213
2 -	1:57.940	7 -	1:49.378
3 -	1:56.685	8 -	1:47.811
4 -	1:50.273	9 -	1:47.337
5 -	1:47.584		
78	Paul SMEETH	GBR	Lotus 22
1 -	8:21.954	6 -	1:46.795
2 -	1:53.310	7 -	1:43.540
3 -	1:49.229	8 -	1:43.110
4 -	1:45.582	9 -	1:45.195
5 -	1:46.131		

Millers Oils/AMOC Historic formula junior Race LAP ANALYSIS

(contd.)

79	Andrew HIBBERD	GBR	Lotus 22
1 -	8:04.505	6 -	1:47.852
2 -	1:49.027	7 -	1:45.343
3 -	1:44.657	8 -	1:43.994
4 -	1:45.547	9 -	1:58.018
5 -	1:42.918	10 -	1:44.091
80	Martin CARTER	GBR	Ausper Type 4
1 -	8:34.944	6 -	2:00.705
2 -	2:04.075	7 -	1:57.359
3 -	2:01.985	8 -	2:00.758
4 -	1:59.822	9 -	2:01.449
5 -	2:03.173		
81	David STEVENSON	GBR	Lotus 22
1 -	8:32.063	6 -	1:51.750
2 -	2:01.925	7 -	1:49.879
3 -	1:54.397	8 -	1:49.859
4 -	1:50.576	9 -	1:50.830
5 -	1:50.155		
83	B WESTMORELAND	GBR	Lotus 22
1 -	8:15.568	6 -	1:45.056
2 -	1:52.553	7 -	1:43.975
3 -	1:45.765	8 -	1:43.187
4 -	1:45.298	9 -	1:47.057
5 -	1:46.991	10 -	1:41.903
84	Mark WOODHOUSE	GBR	Lotus 20
1 -	8:09.482	6 -	1:43.196
2 -	1:52.582	7 -	1:44.001
3 -	1:45.252	8 -	1:40.188
4 -	1:42.493	9 -	1:56.071
5 -	1:41.606	10 -	1:45.163
85	J.Martin WALFORD	GBR	Lotus 22
1 -	8:10.499	6 -	1:55.128P
2 -	1:52.633	7 -	2:50.916
3 -	1:44.904	8 -	1:48.524
4 -	1:42.427	9 -	1:41.623
5 -	1:42.494		
86	Alistair MORRISON	GBR	Cooper T67
1 -	8:32.463	6 -	1:46.407
2 -	5:38.170	7 -	1:49.161
3 -	1:46.487		
4 -	1:49.008		
5 -	1:46.385		

HSCC Legends Racing Historic Formula Ford Race

RACE RESULT - Race 10 - Amended

POS	NO	CL	NAME	NAT	ENTRY	TIME	LAPS	GAP	MPH	BEST
1	12		Jason MINSHAW		Merlyn Mk20	16:09.787	10		83.66	1:35.100
2	1		Neil FOWLER		Lola T200	16:10.138	10	0.351	83.63	1:34.892
3	42		Nigel BANCROFT		Crossle 20F	16:29.167	10	19.380	82.02	1:36.379
4	8		John GOLDSMITH		Macon MR8B	16:29.715	10	19.928	81.98	1:36.419
5	77		Chris SHARPLES		Palliser WDF1	16:32.780	10	22.993	81.73	1:36.940
6	85		C.LILLINGSTONE-PRICE	GBR	Merlyn Mk11	16:36.193	10	26.406	81.45	1:35.894
7	33		Adam HAMPSON		Lola T204	16:42.153	10	32.366	80.96	1:37.342
8	19		Jeremy STOCK		Jamun T2	16:42.917	10	33.130	80.90	1:37.673
9	54		Alex MEEK		Merlyn MK20A	16:45.483	10	35.696	80.69	1:38.365
10	91	N	Alastair GARRATT		Lola T200	16:53.319	10	43.532	80.07	1:38.027
11	47		Tony DEMPSTER		Lola T200	16:54.272	10	44.485	79.99	1:39.101
12	48		Crispin SCHLAEFLI	GBR	Macon MR8	16:56.207	10	46.420	79.84	1:39.508
13	57		David WILD		Macon MR8	17:03.502	10	53.715	79.27	1:39.625
14	96	N	Andrew GARSIDE		Alexis Mk14	17:04.943	10	55.156	79.16	1:39.965
15	90	N	Henry SCOTT		Lola T200	17:15.097	10	1:05.310	78.38	1:38.646
16	21		Neil BOWMAN		Macon MR7B	17:18.204	10	1:08.417	78.15	1:40.656
17	30		Neil GLOVER		Macon Mk8	17:21.192	10	1:11.405	77.93	1:40.202
18	45		Colin WRIGHT		Merlyn Mk 17	17:33.772	10	1:23.985	77.00	1:40.217
19	59		Terence TUMBER		Lola T200	17:35.193	10	1:25.406	76.89	1:41.588
20	75		Anthony GODDARD		Merlyn Mk20	17:38.712	10	1:28.925	76.64	1:40.847
21	81		Alastair MACKERETH		Merlyn Mk20A	17:48.418	10	1:38.631	75.94	1:43.707
22	58		Terry VAN DER ZEE		Nike Mk4	16:12.714	9	1 LAP	75.09	1:43.180
23	46		Mike BROMLEY		Merlyn Mk11A	16:15.293	9	1 LAP	74.89	1:44.136
24	89		Gary CRITCHER		Nike Mk4/6	16:32.828	9	1 LAP	73.57	1:47.076
25	97	N	Alan HICKS		Lotus 61	17:13.647	9	1 LAP	70.66	1:49.547

NOT CLASSIFIED

56	Stephen ST CLAIR	GBR	Crossle Mk20F	11:20.460	6	D.N.F.	71.65	1:42.399
23	Gil DUFFY		March 708	8:52.693	5	D.N.F.	76.32	1:41.586
14	Guy MINSHAW		Merlyn Mk 20	6:44.853	4	D.N.F.	80.42	1:37.692
44	John BLADON		Merlyn Mk11A	2:22.123	1	D.N.F.	58.20	
41	Richard TROTT		Merlyn Mk20	2:51.328	1	D.N.F.	48.28	
78	John SYKES		Merlyn Mk11A		0	D.N.F.	N/A	
53	Martin HIBBERT		Merlyn Mk20A		0	D.N.F.	N/A	
39	Michael RICHINGS		Alesis 15		0	D.N.F.	N/A	

FASTEST LAP

1	Neil FOWLER		Lola T200	1:34.892	5	85.32mph	137.31kph
91	N Alastair GARRATT		Lola T200	1:38.027	10	82.59mph	132.92kph

Cars, 10, 18, 62, 63 and 83 Excluded

Weather/Track : Sunny/Dry

These results are provisional until the conclusion of any judicial and technical matters.

Silverstone Inter

Circuit Length = 2.2490 miles.

Start: 13:03 End: 13:19

Clerk of Course:	Stewards:	Timekeeper:

HSCC Legends Racing Historic Formula Ford Race

LAP CHART

Lap 1			Lap 2			Lap 3			Lap 4			Lap 5		
No	Behind	Laptime	No	Behind	Laptime	No	Behind	Laptime	No	Behind	Laptime	No	Behind	Laptime
12		1:43.735	12		1:37.954	12		1:36.382	12		1:36.041	12		1:35.100
83	0.596	1:44.331	1	0.153	1:36.749	1	0.184	1:36.413	1	0.389	1:36.246	1	0.181	1:34.892
1	1.358	1:45.093	83	0.706	1:38.064	83	0.795	1:36.471	83	1.010	1:36.256	83	1.353	1:35.443
85	6.042	1:49.777	85	6.561	1:38.473	85	8.205	1:38.026	42	10.017	1:37.563	42	12.461	1:37.544
42	6.673	1:50.408	42	6.588	1:37.869	42	8.495	1:38.289	14	10.741	1:37.692	8	14.691	1:36.676
14	6.791	1:50.526	14	7.701	1:38.864	14	9.090	1:37.771	33	11.430	1:38.126	77	16.401	1:38.946
33	7.074	1:50.809	33	8.246	1:39.126	33	9.345	1:37.481	77	12.555	1:38.092	19	20.067	1:39.276
77	7.875	1:51.610	77	9.334	1:39.413	77	10.504	1:37.552	8	13.115	1:38.192	54	20.451	1:39.245
19	8.191	1:51.926	19	9.730	1:39.493	8	10.964	1:36.584	19	15.891	1:39.580	33	22.556	1:46.226
54	8.558	1:52.293	54	10.367	1:39.763	19	12.352	1:39.004	54	16.306	1:39.462	85	23.300	1:37.677
48	9.047	1:52.782	8	10.762	1:39.119	54	12.885	1:38.900	85	20.723	1:48.559	48	26.301	1:40.422
8	9.597	1:53.332	48	12.261	1:41.168	48	16.034	1:40.155	48	20.979	1:40.986	47	28.941	1:40.070
45	11.005	1:54.740	45	15.066	1:42.015	45	18.901	1:40.217	47	23.971	1:39.106	91	29.539	1:39.580
90	11.473	1:55.208	47	16.804	1:42.456	47	20.906	1:40.484	45	24.835	1:41.975	90	31.118	1:40.619
57	11.805	1:55.540	90	17.446	1:43.927	91	21.964	1:40.240	91	25.059	1:39.136	96	31.536	1:39.965
47	12.302	1:56.037	96	17.905	1:42.884	96	22.647	1:41.124	90	25.599	1:38.646	57	34.325	1:40.857
96	12.975	1:56.710	91	18.106	1:42.771	90	22.994	1:41.930	96	26.671	1:40.065	21	40.921	1:41.165
91	13.289	1:57.024	57	18.831	1:44.980	57	24.020	1:41.571	57	28.568	1:40.589	63	41.838	1:42.515
63	14.965	1:58.700	23	20.782	1:42.998	63	27.453	1:42.059	63	34.423	1:43.011	30	42.261	1:40.202
23	15.738	1:59.473	63	21.776	1:44.765	23	28.079	1:43.679	21	34.856	1:42.164	23	43.481	1:41.586
56	17.778	2:01.513	56	23.191	1:43.367	21	28.733	1:41.345	56	35.576	1:42.399	56	53.001	1:52.525
21	17.822	2:01.557	21	23.770	1:43.902	56	29.218	1:42.409	23	36.995	1:44.957	59	54.782	1:45.901
30	18.728	2:02.463	30	24.073	1:43.299	30	29.632	1:41.941	30	37.159	1:43.568	45	55.476	2:05.741
62	20.802	2:04.537	62	27.676	1:44.828	62	36.062	1:44.768	59	43.981	1:43.913	81	56.784	1:45.597
81	22.027	2:05.762	81	28.880	1:44.807	59	36.109	1:43.202	62	46.051	1:46.030	62	58.529	1:47.578
59	22.248	2:05.983	59	29.289	1:44.995	81	36.845	1:44.347	81	46.287	1:45.483	75	58.932	1:47.267
89	23.206	2:06.941	75	31.097	1:45.631	75	38.422	1:43.707	75	46.765	1:44.384	18	1:02.124	1:45.714
75	23.420	2:07.155	58	35.497	1:49.680	18	43.689	1:44.557	10	51.355	1:42.260	58	1:03.988	1:46.982
58	23.771	2:07.506	18	35.514	1:49.157	58	44.967	1:45.852	18	51.510	1:43.862	46	1:04.440	1:45.242
46	24.157	2:07.892	46	35.888	1:49.685	10	45.136	1:44.385	58	52.106	1:43.180	10	1:09.160	1:52.905
18	24.311	2:08.046	10	37.133	1:49.588	46	46.203	1:46.697	46	54.298	1:44.136	89	1:14.262	1:47.504
10	25.499	2:09.234	89	37.187	1:51.935	89	49.953	1:49.148	89	1:01.858	1:47.946	97	1:34.517	1:52.386
97	26.448	2:10.183	97	41.788	1:53.294	97	58.091	1:52.685	97	1:17.231	1:55.181			
44	38.388	2:22.123P												
41	1:07.593	2:51.328P												

HSCC Legends Racing Historic Formula Ford Race

LAP CHART

(contd.)

Lap 6			Lap 7			Lap 8			Lap 9			Lap 10		
No	Behind	Laptime	No	Behind	Laptime	No	Behind	Laptime	No	Behind	Laptime	No	Behind	Laptime
12		1:35.839	12		1:37.645	12		1:35.948	12		1:35.347	12		1:35.796
1	0.188	1:35.846	1	0.153	1:37.610	1	0.371	1:36.166	1	0.441	1:35.417	1	0.351	1:35.706
83	0.969	1:35.455	83	0.726	1:37.402	83	0.986	1:36.208	83	1.530	1:35.891	62	1 LAP	1:45.491
42	13.996	1:37.374	42	14.324	1:37.973	8	16.916	1:38.030	89	1 LAP	1:47.453	83	1.657	1:35.923
8	15.929	1:37.077	8	14.834	1:36.550	42	17.654	1:39.278	8	17.988	1:36.419	58	1 LAP	1:44.714
77	17.985	1:37.423	97	1 LAP	1:54.497	77	19.710	1:37.178	42	18.686	1:36.379	46	1 LAP	1:45.934
19	23.153	1:38.925	77	18.480	1:38.140	85	25.449	1:36.511	77	21.303	1:36.940	42	19.380	1:36.490
54	23.676	1:39.064	19	24.838	1:39.330	33	28.175	1:38.829	85	26.308	1:36.206	8	19.928	1:37.736
33	24.568	1:37.851	85	24.886	1:37.776	19	28.497	1:39.607	33	30.170	1:37.342	77	22.993	1:37.486
85	24.755	1:37.294	33	25.294	1:38.371	54	29.976	1:39.264	19	30.823	1:37.673	89	1 LAP	1:47.076
48	29.970	1:39.508	54	26.660	1:40.629	97	1 LAP	1:52.818	54	33.127	1:38.498	85	26.406	1:35.894
47	32.254	1:39.152	48	32.867	1:40.542	48	36.468	1:39.549	47	40.952	1:39.253	33	32.366	1:37.992
91	32.509	1:38.809	47	33.710	1:39.101	47	37.046	1:39.284	91	41.301	1:39.228	19	33.130	1:38.103
96	35.777	1:40.080	91	33.844	1:38.980	91	37.420	1:39.524	48	42.458	1:41.337	54	35.696	1:38.365
57	38.111	1:39.625	96	39.064	1:40.932	96	44.270	1:41.154	96	49.137	1:40.214	91	43.532	1:38.027
21	48.164	1:43.082	57	41.304	1:40.838	57	45.047	1:39.691	57	49.515	1:39.815	47	44.485	1:39.329
63	49.045	1:43.046	21	51.326	1:40.807	21	57.497	1:42.119	97	1 LAP	1:53.056	48	46.420	1:39.758
30	49.521	1:43.099	63	53.304	1:41.904	90	58.253	1:38.986	90	1:01.668	1:38.762	57	53.715	1:39.996
90	52.807	1:57.528	30	53.453	1:41.577	63	59.953	1:42.597	21	1:03.557	1:41.407	96	55.156	1:41.815
59	1:01.260	1:42.317	90	55.215	1:40.053	30	1:00.369	1:42.864	63	1:06.011	1:41.405	97	1 LAP	1:49.547
45	1:02.077	1:42.440	59	1:07.278	1:43.663	45	1:12.437	1:41.031	30	1:06.625	1:41.603	90	1:05.310	1:39.438
81	1:04.775	1:43.830	45	1:07.354	1:42.922	59	1:13.310	1:41.980	45	1:19.126	1:42.036	21	1:08.417	1:40.656
75	1:07.032	1:43.939	81	1:10.837	1:43.707	75	1:17.974	1:42.071	59	1:19.551	1:41.588	63	1:11.159	1:40.944
62	1:08.559	1:45.869	75	1:11.851	1:42.464	81	1:20.057	1:45.168	75	1:23.874	1:41.247	30	1:11.405	1:40.576
18	1:09.950	1:43.665	18	1:14.851	1:42.546	18	1:20.328	1:41.425	18	1:28.295	1:43.314	45	1:23.985	1:40.655
58	1:13.680	1:45.531	62	1:17.105	1:46.191	10	1:26.803	1:41.576	81	1:29.931	1:45.221	59	1:25.406	1:41.651
46	1:14.707	1:46.106	10	1:21.175	1:42.317	62	1:27.077	1:45.920	10	1:31.943	1:40.487	75	1:28.925	1:40.847
10	1:16.503	1:43.182	58	1:21.216	1:45.181	58	1:29.356	1:44.088				18	1:35.102	1:42.603
89	1:25.552	1:47.129	46	1:22.081	1:45.019	46	1:30.715	1:44.582				10	1:36.108	1:39.961
56	1:35.409	2:18.247P	89	1:35.603	1:47.696							81	1:38.631	1:44.496

VSCC The Boulogne Trophy

RACE RESULT - Race 11

POS	NO	CL	NAME	NAT	ENTRY	TIME	LAPS	GAP	MPH	BEST
1	10		Charles DEAN		Bugatti Type 51	16:27.246	9		73.98	1:46.739
2	57		Richard LAST		MG K3	16:35.778	9	8.532	73.35	1:48.520
3	17		Julian MAJZUB		Bentley Pacey-Hassan	16:37.586	9	10.340	73.22	1:49.319
4	16		Gary CAROLINE		Morgan Super Aero	17:31.435	9	1:04.189	69.47	1:53.726
5	62		Ned SPIEKER		Alfa Romeo Tipo B P3	17:43.367	9	1:16.121	68.69	1:55.512
6	22		Chris CHILCOTT		Frazer Nash Fast Tourer	18:07.974	9	1:40.728	67.13	1:56.788
7	59		Duncan PITTAWAY		GN Vitesse	18:12.995	9	1:45.749	66.82	1:57.540
8	35		Mike PRESTON		Bugatti 35B	18:18.437	9	1:51.191	66.49	1:59.196
9	69		T WALKER		GN Special	19:35.106	9	3:07.860	62.16	1:55.203
10	38		Jonathan COBB		Frazer Nash Super Sports	16:36.334	8	1 LAP	65.18	2:00.663
11	32		Peter MORLEY		Bentley 3/4	16:37.706	8	1 LAP	65.09	2:01.665
12	31		Mark WALKER		GN Thunderbug	16:39.103	8	1 LAP	65.00	2:01.576
13	34		Hubert FABRI		Bugatti T35B	17:17.550	8	1 LAP	62.59	2:06.547
14	44		Julia DE BALDANZA		Bugatti GP	17:18.207	8	1 LAP	62.55	2:04.251
15	36		Robin BUTLER		MG NA Magnette	17:51.131	8	1 LAP	60.63	2:10.681
16	30		Clive TEMPLE		Riley Brooklands Special	18:00.497	8	1 LAP	60.10	2:11.664
17	55		Richard FRANKEL		Bentley TT	16:54.506	7		56.03	2:21.800
NOT CLASSIFIED										
7			Richard SCALDWELL		Parker GN Special	13:38.155	7	D.N.F.	69.48	1:52.302
FASTEST LAP										
10			Charles DEAN		Bugatti Type 51	1:46.739	3	75.85mph		122.07kph

Weather/Track : Cloudy/Dry

These results are provisional until the conclusion of any judicial and technical matters.

Silverstone Inter

Circuit Length = 2.2490 miles.

Start: 13:33 End: 13:49

Clerk of Course:	Stewards:	Timekeeper:
------------------	-----------	-------------

VSCC The Boulogne Trophy

LAP CHART

Lap 1			Lap 2			Lap 3			Lap 4			Lap 5		
No	Behind	Laptime	No	Behind	Laptime	No	Behind	Laptime	No	Behind	Laptime	No	Behind	Laptime
57		1:56.775	57		1:49.028	10		1:46.739	10		1:49.356	10		1:48.784
10	1.030	1:57.805	10	0.184	1:48.182	57	2.650	1:49.573	55	1 LAP	2:22.605	57	3.914	1:49.545
17	2.205	1:58.980	17	3.543	1:50.366	17	7.212	1:50.592	57	3.153	1:49.859	17	8.074	1:49.319
69	11.815	2:08.590	62	19.966	1:56.853	62	28.736	1:55.693	17	7.539	1:49.683	55	1 LAP	2:22.560
62	12.141	2:08.916	16	20.208	1:55.879	16	28.851	1:55.566	16	34.617	1:55.122	16	41.408	1:55.575
16	13.357	2:10.132	69	21.319	1:58.532	69	29.599	1:55.203	62	36.108	1:56.728	7	42.340	1:54.760
59	16.108	2:12.883	7	23.333	1:55.728	7	29.891	1:53.481	7	36.364	1:55.829	62	42.836	1:55.512
22	16.332	2:13.107	59	26.223	1:59.143	59	37.197	1:57.897	69	37.725	1:57.482	22	1:03.505	2:00.347
7	16.633	2:13.408	22	30.074	2:02.770	22	42.895	1:59.744	59	48.381	2:00.540	69	1:04.264	2:15.323
35	17.637	2:14.412	35	30.531	2:01.922	35	44.008	2:00.400	22	51.942	1:58.403	35	1:06.017	2:00.852
38	18.890	2:15.665	38	35.970	2:06.108	38	50.814	2:01.767	35	53.949	1:59.297	59	1:08.816	2:09.219
31	19.753	2:16.528	31	36.070	2:05.345	32	52.493	2:03.243	32	1:06.830	2:03.693	32	1:19.711	2:01.665
32	21.825	2:18.600	32	36.173	2:03.376	31	52.846	2:03.699	31	1:07.286	2:03.796	38	1:20.220	2:01.464
34	24.734	2:21.509	34	45.976	2:10.270	34	1:08.661	2:09.608	38	1:07.540	2:06.082	31	1:21.227	2:02.725
36	29.026	2:25.801	36	53.609	2:13.611	44	1:12.648	2:05.578	34	1:26.447	2:07.142	34	1:44.210	2:06.547
30	33.651	2:30.426	44	53.993	2:07.217	36	1:19.428	2:12.742	44	1:27.543	2:04.251	44	1:45.031	2:06.272
44	35.804	2:32.579	30	56.551	2:11.928	30	1:21.292	2:11.664	36	1:41.992	2:11.920			
55	41.426	2:38.201	55	1:14.683	2:22.285				30	1:44.132	2:12.196			

VSCC The Boulogne Trophy

LAP CHART

(contd.)

Lap 6			Lap 7			Lap 8			Lap 9			Lap 10		
No	Behind	Laptime	No	Behind	Laptime	No	Behind	Laptime	No	Behind	Laptime	No	Behind	Laptime
10		1:47.145	10		1:49.346	10		1:48.800	10		1:51.089			
57	7.665	1:50.896	57	8.577	1:50.258	57	8.297	1:48.520	57	8.532	1:51.324			
17	10.715	1:49.786	17	10.694	1:49.325	17	11.452	1:49.558	38	1 LAP	2:02.773			
36	1 LAP	2:11.206	34	1 LAP	2:08.164	34	1 LAP	2:07.065	17	10.340	1:49.977			
30	1 LAP	2:12.270	44	1 LAP	2:08.542	44	1 LAP	2:06.321	32	1 LAP	2:02.578			
7	47.842	1:52.647	36	1 LAP	2:14.147	16	58.981	1:54.521	31	1 LAP	2:03.006			
16	48.880	1:54.617	30	1 LAP	2:12.882	36	1 LAP	2:10.681	55	2 LAPS	2:21.800			
62	53.716	1:58.025	7	50.798	1:52.302	62	1:09.948	1:56.591	34	1 LAP	2:07.245			
55	1 LAP	2:23.289	16	53.260	1:53.726	30	1 LAP	2:15.547	44	1 LAP	2:07.447			
22	1:13.803	1:57.443	62	1:02.157	1:57.787	69	1:31.014	1:57.387	16	1:04.189	1:56.297			
69	1:13.823	1:56.704	69	1:22.427	1:57.950	22	1:32.327	1:56.788	62	1:16.121	1:57.262			
35	1:18.068	1:59.196	22	1:24.339	1:59.882	59	1:37.703	1:58.540	36	1 LAP	2:11.023			
59	1:19.211	1:57.540	59	1:27.963	1:58.098	35	1:40.536	2:00.380	30	1 LAP	2:13.584			
38	1:33.738	2:00.663	35	1:28.956	2:00.234				22	1:40.728	1:59.490			
32	1:35.283	2:02.717	55	1 LAP	2:23.766				59	1:45.749	1:59.135			
31	1:36.510	2:02.428	38	1:46.204	2:01.812				35	1:51.191	2:01.744			
			32	1:47.771	2:01.834				69	3:07.860	3:27.935P			
			31	1:48.740	2:01.576									

HGPCA Drum Braked Sports Cars

RACE RESULT - Race 12

POS	NO	CL	NAME	NAT	ENTRY	TIME	LAPS	GAP	MPH	BEST
1	7	E	Mark GILLIES		Maserati 300s	15:47.691	9		77.07	1:42.980
2	1	E	Tony BIANCHI		Farrellac Allard	15:47.921	9	0.230	77.05	1:42.555
3	17	C	Michael STEELE		HWM Jaguar	15:50.447	9	2.756	76.85	1:42.690
4	96	D	John CLARK		Cooper Bobtail	15:54.414	9	6.723	76.53	1:43.264
5	8	C	Josh SADLER		Allard J2X Caddillac	16:12.277	9	24.586	75.12	1:45.851
6	11	D	Marshall BAILEY		Cooper T39 bobtail	16:21.186	9	33.495	74.44	1:45.593
7	99	C	Christopher KEEN		Kurtis 500	16:39.714	9	52.023	73.06	1:47.151
8	10	D	Hugo SHIPLEY		Lotus Mk VI	16:40.389	9	52.698	73.01	1:47.716
9	9	B	George EDNEY		Lester Sports	16:52.565	9	1:04.874	72.13	1:49.480
10	4	C	David WENMAN		Jaguar C-type	16:52.851	9	1:05.160	72.11	1:49.677
11	27	E	Jose ALBERQUERQUE		Maserati 300S	17:17.783	9	1:30.092	70.38	1:51.412
12	12	B	Tony WOOD		Lister Bristol	17:24.805	9	1:37.114	69.91	1:53.251
13	15	D	George COOPER		Cooper T39 bobtail	15:54.254	8	1 LAP	68.06	1:56.465
14	54	C	George HOLT		Jaguar XK120	16:19.722	8	1 LAP	66.29	1:58.739
15	6	B	Phillip CHAMPION		Frazer Nash Mille Miglia	16:20.731	8	1 LAP	66.22	1:59.927
16	2	B	Colin PEARCY		Frazer Nash Le Mans	16:22.101	8	1 LAP	66.13	1:59.762
17	18	B	Dave SAUNDERS		Gammon Sports	16:30.448	8	1 LAP	65.57	2:00.952
18	34	A	Tony BAILEY		Elva Mk1B	16:31.896	8	1 LAP	65.47	2:00.788

NOT CLASSIFIED

14	D	Richard WILLS	Lola Mk 1	10:47.950	6	D.N.F.	75.24	1:45.406
39	D	Ollir CROSTHWAITE	Cooper T39 Bobtail	11:47.310	6	D.N.F.	68.93	1:44.844
22	B	Peter MANN	Frazer Nash Le Mans	2:10.264	1	D.N.F.	63.50	2:10.264
23	C	Barry WOOD	RGS Atlanta Jaguar		0	D.N.F.	N/A	

FASTEST LAP

1	E	Tony BIANCHI	Farrellac Allard	1:42.555	8	78.94mph	127.05kph
17	C	Michael STEELE	HWM Jaguar	1:42.690	6	78.84mph	126.88kph
96	D	John CLARK	Cooper Bobtail	1:43.264	4	78.40mph	126.18kph
9	B	George EDNEY	Lester Sports	1:49.480	2	73.95mph	119.01kph
34	A	Tony BAILEY	Elva Mk1B	2:00.788	2	67.03mph	107.87kph

Weather/Track : Cloudy/Dry

These results are provisional until the conclusion of any judicial and technical matters.

Silverstone Inter

Circuit Length = 2.2490 miles.

Start: 14:02 End: 14:18

Clerk of Course:	Stewards:	Timekeeper:
------------------	-----------	-------------

HGPCA Drum Braked Sports Cars

LAP CHART

Lap 1			Lap 2			Lap 3			Lap 4			Lap 5		
No	Behind	Laptime	No	Behind	Laptime	No	Behind	Laptime	No	Behind	Laptime	No	Behind	Laptime
1		1:54.416	1		1:43.710	1		1:46.187	1		1:43.852	7		1:43.887
7	0.379	1:54.795	7	1.057	1:44.388	7	0.768	1:45.898	7	0.634	1:43.718	1	0.289	1:44.810
39	1.160	1:55.576	96	3.204	1:45.156	96	3.025	1:46.008	96	2.437	1:43.264	96	1.607	1:43.691
96	1.758	1:56.174	39	3.274	1:45.824	39	3.482	1:46.395	39	4.474	1:44.844	17	3.674	1:43.621
14	2.647	1:57.063	14	4.592	1:45.655	17	4.588	1:45.372	17	4.574	1:43.838	14	9.858	1:46.296
8	3.376	1:57.792	17	5.403	1:44.328	14	5.586	1:47.181	14	8.083	1:46.349	8	10.877	1:45.937
17	4.785	1:59.201	8	6.703	1:47.037	8	6.692	1:46.176	8	9.461	1:46.621	39	17.535	1:57.582
99	6.172	2:00.588	99	9.647	1:47.185	99	13.373	1:49.913	99	16.672	1:47.151	11	21.778	1:48.595
4	7.002	2:01.418	11	13.322	1:49.771	11	14.705	1:47.570	11	17.704	1:46.851	99	22.462	1:50.311
10	7.201	2:01.617	4	13.588	1:50.296	4	17.828	1:50.427	4	25.593	1:51.617	10	31.780	1:50.270
11	7.261	2:01.677	10	15.233	1:51.742	10	19.906	1:50.860	10	26.031	1:49.977	9	32.389	1:49.610
9	11.362	2:05.778	9	17.132	1:49.480	9	21.338	1:50.393	9	27.300	1:49.814	4	38.100	1:57.028
15	13.764	2:08.180	12	24.086	1:53.952	12	34.095	1:56.196	12	46.025	1:55.782	27	54.094	1:51.985
12	13.844	2:08.260	15	28.790	1:58.736	27	37.437	1:54.707	27	46.630	1:53.045	12	57.320	1:55.816
22	15.848	2:10.264	27	28.917	1:54.139	15	41.383	1:58.780	15	54.315	1:56.784	15	1:06.259	1:56.465
27	18.488	2:12.904	54	35.678	1:59.321	54	48.230	1:58.739	54	1:04.069	1:59.691	54	1:18.909	1:59.361
54	20.067	2:14.483	6	38.658	2:01.172	6	52.398	1:59.927	6	1:08.827	2:00.281	6	1:24.322	2:00.016
18	21.012	2:15.428	18	39.048	2:01.746	18	53.813	2:00.952	2	1:11.167	2:00.283	2	1:26.563	1:59.917
6	21.196	2:15.612	2	39.696	2:01.547	2	54.736	2:01.227	18	1:11.632	2:01.671	18	1:28.642	2:01.531
2	21.859	2:16.275	34	41.048	2:00.788	34	55.881	2:01.020	34	1:13.633	2:01.604	34	1:30.627	2:01.515
34	23.970	2:18.386												

HGPCA Drum Braked Sports Cars LAP CHART

(contd.)

Lap 6			Lap 7			Lap 8			Lap 9			Lap 10		
No	Behind	Laptime	No	Behind	Laptime	No	Behind	Laptime	No	Behind	Laptime	No	Behind	Laptime
7		1:42.980	7		1:44.698	7		1:43.887	7		1:43.440			
1	0.713	1:43.404	2	1 LAP	2:01.977	1	0.664	1:42.555	1	0.230	1:43.006			
96	2.929	1:44.302	1	1.996	1:45.981	17	2.997	1:43.531	17	2.756	1:43.199			
17	3.384	1:42.690	17	3.353	1:44.667	96	5.147	1:44.643	15	1 LAP	1:59.172			
14	12.284	1:45.406	96	4.391	1:46.160	54	1 LAP	2:01.952	96	6.723	1:45.016			
8	13.748	1:45.851	18	1 LAP	2:03.916	6	1 LAP	2:02.389	8	24.586	1:48.313			
11	24.391	1:45.593	34	1 LAP	2:03.840	2	1 LAP	2:01.113	54	1 LAP	2:05.029			
99	29.302	1:49.820	8	16.523	1:47.473	8	19.713	1:47.077	6	1 LAP	2:00.677			
10	37.688	1:48.888	11	26.885	1:47.192	18	1 LAP	2:02.493	11	33.495	1:47.295			
9	39.399	1:49.990	99	37.400	1:52.796	34	1 LAP	2:03.791	2	1 LAP	1:59.762			
4	45.920	1:50.800	10	43.008	1:50.018	11	29.640	1:46.642	18	1 LAP	2:02.711			
27	1:02.526	1:51.412	9	47.779	1:53.078	99	45.972	1:52.459	34	1 LAP	2:00.952			
12	1:08.573	1:54.233	4	52.885	1:51.663	10	48.422	1:49.301	99	52.023	1:49.491			
39	1:11.644	2:37.089P	27	1:10.033	1:52.205	9	56.810	1:52.918	10	52.698	1:47.716			
15	1:21.337	1:58.058	12	1:17.852	1:53.977	4	58.923	1:49.925	9	1:04.874	1:51.504			
54	1:37.075	2:01.146	15	1:34.718	1:58.079	27	1:17.888	1:51.742	4	1:05.160	1:49.677			
6	1:41.999	2:00.657				12	1:27.303	1:53.338	27	1:30.092	1:55.644			
									12	1:37.114	1:53.251			

Group4Racing for the European Trophy

RACE RESULT - Race 13

POS	NO	CL	NAME	NAT	ENTRY	TIME	LAPS	GAP	MPH	BEST
1	25	C	Frank SYTNER		Lola T70Mk3	33:44.770	14		56.06	1:28.783
2	22	C	Nigel HULME	GBR	Lola T70 Mk3	33:55.359	14	10.589	55.77	1:28.070
3	16	C	Sean WALKER		Chevron B16	33:57.641	14	12.871	55.71	1:29.454
4	12	C	Carlos BARBOT	POR	Lola Mk3B	33:58.195	14	13.425	55.69	1:29.411
5	27	C	John SHELDON	GBR	Chevron B16	34:07.819	14	23.049	55.43	1:29.707
6	24	C	David YATES		Chevron B16	34:21.694	14	36.924	55.06	1:31.738
7	19	C	Craig JONES	GBR	Lola T70 Mk3	34:22.249	14	37.479	55.05	1:31.465
8	38	B	Micheal SCHRYVER	GBR	Chevron B6	34:28.898	14	44.128	54.87	1:31.655
9	32	B	Charles ALLISON		Chevron B8	34:53.114	14	1:08.344	54.23	1:33.241
10	36	B	David METHLEY		Lenham Hurst GT	34:57.003	14	1:12.233	54.13	1:33.676
11	30	B	Sandy WATSON	GBR	Chevron B8	35:11.095	14	1:26.325	53.77	1:33.357
12	43	B	Andrew SCHRYVER	GBR	Chevron B8	35:19.655	14	1:34.885	53.55	1:35.376
13	33	B	Ross MAXWELL	GBR	Chevron B8	35:21.311	14	1:36.541	53.51	1:35.413
14	20	D	Klaus FLETTNER		Porsche 908	33:54.687	13	1 LAP	51.81	1:34.694
15	37	B	Jerry HOOPER	GBR	Chevron B8	33:55.048	13	1 LAP	51.80	1:34.647
16	39	B	John MOULDS	GBR	Crossle 95	34:07.749	13	1 LAP	51.48	1:36.417
17	56	A1	Robert HARTLEY		Elva Mk7	34:11.132	13	1 LAP	51.40	1:36.120
18	57	A1	Stuart TIZZARD	GBR	Elva Mk7S	34:48.946	13	1 LAP	50.47	1:39.686
19	54	A1	Chris JOLLY	GBR	Lotus 23B	34:52.124	13	1 LAP	50.39	1:39.964
20	45	A	Marshall BAILEY	GBR	Lotus 23B	34:57.087	13	1 LAP	50.27	1:40.311
21	40	B	Paul DRAYSON		Chevron B8	35:15.187	13	1 LAP	49.84	1:40.379
22	47	A	Ned SPIEKER		Lotus 23B	35:28.669	13	1 LAP	49.52	1:40.754
NOT CLASSIFIED										
44	B		Rod SMITH	GBR	Taydec Mk3	34:01.193	9	N.C.F.	35.78	1:36.758
41	B		Tony BIANCHI	GBR	Chevron B8	24:10.705	7	D.N.F.	39.18	1:34.459
17	C		Jonathan BAKER		Ford F3L	19:21.371	4	D.N.F.	28.03	1:29.088
FASTEST LAP										
22	C		Nigel HULME		Lola T70 Mk3	1:28.070	10	91.93mph	147.94kph	
38	B		Micheal SCHRYVER		Chevron B6	1:31.655	5	88.33mph	142.16kph	
20	D		Klaus FLETTNER		Porsche 908	1:34.694	7	85.50mph	137.60kph	
56	A1		Robert HARTLEY		Elva Mk7	1:36.120	5	84.23mph	135.55kph	
45	A		Marshall BAILEY		Lotus 23B	1:40.311	9	80.71mph	129.89kph	

Weather/Track : Cloudy/Dry

These results are provisional until the conclusion of any judicial and technical matters.

Silverstone Inter

Circuit Length = 2.2490 miles.

Start: 14:43 End: 15:04

Clerk of Course:	Stewards:	Timekeeper:
------------------	-----------	-------------

Group4Racing for the European Trophy LAP CHART

Lap 1			Lap 2			Lap 3			Lap 4			Lap 5		
No	Behind	Laptime	No	Behind	Laptime	No	Behind	Laptime	No	Behind	Laptime	No	Behind	Laptime
25		14:18.501	25		1:29.673	25		1:30.198	25		1:29.614	25		1:28.783
22	0.656	14:19.157	22	0.527	1:29.544	22	0.764	1:30.435	22	0.700	1:29.550	22	1.618	1:29.701
16	3.382	14:21.883	16	4.804	1:31.095	27	5.937	1:31.076	27	7.530	1:31.207	27	10.208	1:31.461
27	4.070	14:22.571	27	5.059	1:30.662	16	6.916	1:32.310	16	8.481	1:31.179	16	10.709	1:31.011
24	4.786	14:23.287	24	7.179	1:32.066	12	7.393	1:29.411	12	8.852	1:31.073	12	11.411	1:31.342
38	5.953	14:24.454	12	8.180	1:31.370	17	8.739	1:29.088	24	12.392	1:33.207	24	15.818	1:32.209
19	6.094	14:24.595	19	9.619	1:33.198	24	8.799	1:31.818	19	14.083	1:32.270	19	16.945	1:31.645
12	6.483	14:24.984	17	9.849	1:30.590	19	11.427	1:32.006	38	15.746	1:32.590	38	18.618	1:31.655
36	6.619	14:25.120	38	10.391	1:34.111	38	12.770	1:32.577	36	20.120	1:34.684	36	26.267	1:34.930
30	7.302	14:25.803	36	11.572	1:34.626	36	15.050	1:33.676	32	23.564	1:33.893	32	28.056	1:33.275
43	7.979	14:26.480	30	12.766	1:35.137	32	19.285	1:34.917	43	28.317	1:35.521	43	35.017	1:35.483
32	8.623	14:27.124	43	14.201	1:35.895	43	22.410	1:38.407	33	30.533	1:36.450	33	37.163	1:35.413
17	8.932	14:27.433	32	14.566	1:35.616	33	23.697	1:36.694	17	33.385	1:54.260P	30	40.896	1:35.006
37	9.505	14:28.006	37	15.712	1:35.880	37	29.101	1:43.587	30	34.673	1:33.914	37	42.510	1:35.845
33	11.172	14:29.673	33	17.201	1:35.702	30	30.373	1:47.805	37	35.448	1:35.961	20	43.925	1:35.410
20	12.498	14:30.999	20	19.796	1:36.971	20	30.759	1:41.161	20	37.298	1:36.153	41	44.755	1:35.890
41	12.850	14:31.351	41	20.058	1:36.881	41	31.162	1:41.302	41	37.648	1:36.100	56	46.806	1:36.120
56	13.857	14:32.358	56	21.571	1:37.387	56	31.644	1:40.271	56	39.469	1:37.439	39	47.463	1:36.417
39	14.037	14:32.538	39	22.010	1:37.646	39	32.043	1:40.231	39	39.829	1:37.400	57	1:06.268	1:41.128
54	15.932	14:34.433	54	26.554	1:40.295	54	37.144	1:40.788	54	49.146	1:41.616	54	1:07.001	1:46.638
45	18.159	14:36.660	57	30.957	1:42.109	57	42.561	1:41.802	57	53.923	1:40.976	45	1:07.662	1:41.146
57	18.521	14:37.022	45	32.203	1:43.717	45	43.435	1:41.430	45	55.299	1:41.478	47	1:08.559	1:41.508
47	20.135	14:38.636	47	32.733	1:42.271	47	44.694	1:42.159	47	55.834	1:40.754	40	1:14.786	1:41.204
40	24.612	14:43.113	40	37.371	1:42.432	40	49.451	1:42.278	40	1:02.365	1:42.528			
44	49.617	15:08.118P												

Group4Racing for the European Trophy

LAP CHART

(contd.)

Lap 6			Lap 7			Lap 8			Lap 9			Lap 10		
No	Behind	Laptime	No	Behind	Laptime	No	Behind	Laptime	No	Behind	Laptime	No	Behind	Laptime
25		1:28.995	25		1:28.948	25		1:29.929	25		1:30.154	25		1:29.342
22	1.605	1:28.982	22	1.677	1:29.020	54	1 LAP	1:41.011	22	1.952	1:30.006	22	0.680	1:28.070
16	11.709	1:29.995	16	12.215	1:29.454	22	2.100	1:30.352	57	1 LAP	1:41.837	16	13.208	1:30.152
12	12.340	1:29.924	12	13.034	1:29.642	45	1 LAP	1:42.070	16	12.398	1:30.668	12	13.805	1:30.021
27	13.347	1:32.134	27	14.106	1:29.707	47	1 LAP	1:41.814	54	1 LAP	1:41.991	27	18.263	1:31.824
24	18.923	1:32.100	24	21.939	1:31.964	16	11.884	1:29.598	12	13.126	1:30.504	57	1 LAP	1:41.223
19	20.492	1:32.542	19	23.009	1:31.465	12	12.776	1:29.671	45	1 LAP	1:42.833	54	1 LAP	1:41.126
38	21.831	1:32.208	38	24.723	1:31.840	40	1 LAP	1:45.364	27	15.781	1:31.689	45	1 LAP	1:40.311
36	32.237	1:34.965	36	36.993	1:33.704	27	14.246	1:30.069	47	1 LAP	1:42.968	24	28.058	1:31.846
32	33.766	1:34.705	32	38.059	1:33.241	24	23.938	1:31.928	24	25.554	1:31.770	47	1 LAP	1:40.829
44	4 LAPS	7:15.643	44	4 LAPS	1:37.853	19	24.629	1:31.549	19	26.933	1:32.458	19	29.343	1:31.752
43	42.083	1:36.061	43	48.528	1:35.393	38	27.197	1:32.403	40	1 LAP	1:45.451	38	32.838	1:32.749
33	43.729	1:35.561	33	50.249	1:35.468	36	41.551	1:34.487	38	29.431	1:32.388	40	1 LAP	1:42.449
30	47.212	1:35.311	30	52.388	1:34.124	32	41.846	1:33.716	32	45.528	1:33.836	32	50.500	1:34.314
37	48.921	1:35.406	37	54.620	1:34.647	43	54.019	1:35.420	36	46.737	1:35.340	36	51.820	1:34.425
20	49.896	1:34.966	20	55.642	1:34.694	44	4 LAPS	1:39.495	43	59.241	1:35.376	43	1:05.305	1:35.406
41	50.219	1:34.459	41	55.993	1:34.722	33	56.785	1:36.465	30	1:02.054	1:35.044	30	1:06.069	1:33.357
39	55.694	1:37.226	39	1:04.176	1:37.430	30	57.164	1:34.705	33	1:03.353	1:36.722	33	1:10.840	1:36.829
56	59.950	1:42.139	56	1:08.467	1:37.465	37	1:00.013	1:35.322	44	4 LAPS	1:42.144	44	4 LAPS	1:37.931
57	1:18.195	1:40.922	57	1:29.822	1:40.575	20	1:03.393	1:37.680	20	1:11.021	1:37.782	20	1:18.313	1:36.634
54	1:19.095	1:41.089				39	1:12.931	1:38.684	37	1:15.342	1:45.483	37	1:22.542	1:36.542
45	1:19.797	1:41.130				56	1:16.900	1:38.362	39	1:20.695	1:37.918	39	1:29.045	1:37.692
47	1:20.840	1:41.276							56	1:24.877	1:38.131			
40	1:26.489	1:40.698												

Group4Racing for the European Trophy

LAP CHART

(contd.)

Lap 11			Lap 12			Lap 13			Lap 14			Lap 15		
No	Behind	Laptime	No	Behind	Laptime	No	Behind	Laptime	No	Behind	Laptime	No	Behind	Laptime
25		1:29.455	25		1:28.836	25		1:30.224	25		1:32.118			
22	0.283	1:29.058	22	0.492	1:29.045	22	0.378	1:30.110	20	1 LAP	1:36.407			
56	1 LAP	1:38.119	39	1 LAP	1:37.592	20	1 LAP	1:39.380	37	1 LAP	1:36.293			
16	13.688	1:29.935	56	1 LAP	1:37.273	37	1 LAP	1:37.102	22	10.589	1:42.329			
12	13.956	1:29.606	16	14.860	1:30.008	44	5 LAPS	1:42.763	16	12.871	1:30.111			
27	19.491	1:30.683	12	15.438	1:30.318	16	14.878	1:30.242	12	13.425	1:29.974			
24	32.221	1:33.618	27	21.945	1:31.290	12	15.569	1:30.355	44	5 LAPS	1:40.488			
19	32.952	1:33.064	24	35.299	1:31.914	39	1 LAP	1:38.441	39	1 LAP	1:38.534			
57	1 LAP	1:41.247	19	36.275	1:32.159	56	1 LAP	1:38.490	27	23.049	1:32.077			
54	1 LAP	1:41.182	38	40.939	1:32.860	27	23.090	1:31.369	56	1 LAP	1:37.578			
38	36.915	1:33.532	57	1 LAP	1:39.848	24	37.304	1:32.229	24	36.924	1:31.738			
45	1 LAP	1:43.147	54	1 LAP	1:41.049	19	38.071	1:32.020	19	37.479	1:31.526			
47	1 LAP	1:53.693	45	1 LAP	1:40.677	38	43.616	1:32.901	38	44.128	1:32.630			
40	1 LAP	1:42.511	32	1:00.826	1:34.442	57	1 LAP	1:39.686	57	1 LAP	1:40.571			
32	55.220	1:34.175	36	1:03.915	1:35.095	54	1 LAP	1:39.964	54	1 LAP	1:40.942			
36	57.656	1:35.291	40	1 LAP	1:45.239	45	1 LAP	1:41.246	32	1:08.344	1:35.332			
30	1:12.554	1:35.940	47	1 LAP	1:48.544	32	1:05.130	1:34.528	36	1:12.233	1:35.849			
43	1:15.972	1:40.122	30	1:18.743	1:35.025	36	1:08.502	1:34.811	45	1 LAP	1:41.242			
33	1:17.465	1:36.080	43	1:24.012	1:36.876	40	1 LAP	1:41.541	30	1:26.325	1:35.529			
44	4 LAPS	1:36.758	33	1:24.749	1:36.120	30	1:22.914	1:34.395	40	1 LAP	1:40.379			
20	1:25.308	1:36.450				47	1 LAP	1:46.491	43	1:34.885	1:36.320			
37	1:28.061	1:34.974				43	1:30.683	1:36.895	33	1:36.541	1:36.601			
						33	1:32.058	1:37.533	47	1 LAP	1:47.726			

Grand Prix Masters

RACE RESULT - Race 14

POS	NO	CL	NAME	NAT	ENTRY	TIME	LAPS	GAP	MPH	BEST
1	16		Frank SYTNER		Penske PC3	25:01.100	18		97.20	1:21.074
2	12		Rob HALL	GBR	BRM P201	25:02.457	18	1.357	97.11	1:21.183
3	37		Peter WUENSCH	GER	Brabham BT 37-2	25:13.767	18	12.667	96.39	1:21.931
4	65		Judy LYONS		Surtees TS9-03	25:45.443	18	44.343	94.41	1:22.676
5	15		David CLARK	GBR	McLaren M19	25:45.790	18	44.690	94.39	1:23.301
6	21		Max SAMUEL-CAMPS	GBR	Wolf WR1	25:42.557	17	1 LAP	89.34	1:26.176
7	18		Nick RINI		BRM P160	25:45.173	17	1 LAP	89.19	1:28.216
8	11		Lorina MCLAUGHLIN		McLaren M23	25:59.585	17	1 LAP	88.36	1:28.979
9	14		Ron MAYDON	GBR	Cooper T86c	25:55.208	16		83.40	1:33.986
10	30		David BROWN		BRM P126	26:00.441	16	5.233	83.13	1:34.575
11	55		Frank LYONS	IRE	McLaren M26	26:22.600	14	2 LAPS	71.73	1:49.493
NOT CLASSIFIED										
20			Terry SAYLES	GBR	Surtees TS20	24:11.103	16	D.N.F.	89.39	1:27.147
1			John BLADON		Surtees TS9B	13:38.419	9	D.N.F.	89.25	1:27.888
24			Graham WILCOX	GBR	Hesketh 308B	14:24.140	9	D.N.F.	84.52	1:33.585
10			Peter WILLIAMS		March 761-5	2:14.940	1	D.N.F.	61.30	
FASTEST LAP										
16			Frank SYTNER		Penske PC3	1:21.074	9	99.86mph	160.71kph	

Weather/Track - Cloudy/Dry

These results are provisional until the conclusion of any judicial and technical matters.

Silverstone Inter
Circuit Length = 2.2490 miles.
Start: 15:15 End: 15:40

Clerk of Course:	Stewards:	Timekeeper:
------------------	-----------	-------------

Grand Prix Masters

LAP CHART

Lap 1			Lap 2			Lap 3			Lap 4			Lap 5		
No	Behind	Laptime	No	Behind	Laptime	No	Behind	Laptime	No	Behind	Laptime	No	Behind	Laptime
16		1:27.323	16		1:23.944	16		1:22.909	16		1:23.474	16		1:23.083
37	2.503	1:29.826	37	4.073	1:25.514	37	4.881	1:23.717	55	1 LAP	1:52.156	37	5.218	1:23.149
65	4.222	1:31.545	65	6.216	1:25.938	12	8.961	1:22.800	37	5.152	1:23.745	12	6.663	1:22.566
15	6.632	1:33.955	12	9.070	1:23.556	65	9.844	1:26.537	12	7.180	1:21.693	65	17.525	1:27.651
20	8.193	1:35.516	15	9.635	1:26.947	15	12.461	1:25.735	65	12.957	1:26.587	15	18.943	1:26.161
12	9.458	1:36.781	20	12.196	1:27.947	20	17.814	1:28.527	15	15.865	1:26.878	20	26.329	1:27.265
18	10.075	1:37.398	18	14.773	1:28.642	18	21.850	1:29.986	20	22.147	1:27.807	18	37.557	1:31.282
11	11.982	1:39.305	11	20.256	1:32.218	11	28.782	1:31.435	18	29.358	1:30.982	55	1 LAP	1:59.613
24	13.534	1:40.857	21	21.368	1:31.471	1	29.932	1:30.496	1	35.018	1:28.560	1	39.823	1:27.888
21	13.841	1:41.164	1	22.345	1:30.375	21	30.218	1:31.759	11	37.406	1:32.098	11	44.550	1:30.227
14	15.639	1:42.962	24	25.043	1:35.453	24	36.852	1:34.718	21	38.184	1:31.440	21	44.997	1:29.896
1	15.914	1:43.237	14	25.958	1:34.263	14	37.365	1:34.316	24	48.130	1:34.752	14	1:01.049	1:35.750
30	18.031	1:45.354	30	29.384	1:35.297	30	41.050	1:34.575	14	48.382	1:34.491	24	1:01.533	1:36.486
55	30.700	1:58.023	55	56.539	1:49.783				30	52.701	1:35.125	30	1:04.617	1:34.999
10	47.617	2:14.940P												

Grand Prix Masters

LAP CHART

(contd.)

Lap 6			Lap 7			Lap 8			Lap 9			Lap 10		
No	Behind	Laptime	No	Behind	Laptime	No	Behind	Laptime	No	Behind	Laptime	No	Behind	Laptime
16		1:24.274	16		1:24.586	16		1:22.741	16		1:21.074	16		1:21.534
37	3.625	1:22.681	12	0.913	1:21.183	12	1.053	1:22.881	12	1.867	1:21.888	12	2.128	1:21.795
12	4.316	1:21.927	37	3.011	1:23.972	24	1 LAP	1:37.029	37	6.568	1:24.404	37	7.391	1:22.357
65	18.698	1:25.447	65	20.054	1:25.942	37	3.238	1:22.968	14	1 LAP	1:36.920	14	1 LAP	1:33.986
15	20.097	1:25.428	15	20.721	1:25.210	30	1 LAP	1:37.771	24	1 LAP	1:35.361	24	1 LAP	1:33.585
20	29.202	1:27.147	20	32.012	1:27.396	55	2 LAPS	1:53.854	30	1 LAP	1:35.906	65	30.411	1:24.510
1	47.053	1:31.504	1	51.482	1:29.015	65	22.706	1:25.393	65	27.435	1:25.803	15	31.585	1:25.279
18	48.119	1:34.836	18	56.592	1:33.059	15	23.291	1:25.311	15	27.840	1:25.623	30	1 LAP	1:36.728
11	52.092	1:31.816	11	57.687	1:30.181	20	37.061	1:27.790	20	43.336	1:27.349	20	49.135	1:27.333
21	53.171	1:32.448	21	58.322	1:29.737	1	57.483	1:28.742	55	2 LAPS	1:51.327	55	2 LAPS	1:49.493
55	1 LAP	1:52.608	14	1:22.632	1:35.465	18	1:05.680	1:31.829	1	1:05.011	1:28.602	18	1:22.975	1:30.980
14	1:11.753	1:34.978				11	1:06.331	1:31.385	18	1:13.529	1:28.923			
24	1:13.158	1:35.899				21	1:07.133	1:31.552	11	1:14.236	1:28.979			
30	1:15.963	1:35.620							21	1:15.340	1:29.281			

Grand Prix Masters

LAP CHART

(contd.)

Lap 11			Lap 12			Lap 13			Lap 14			Lap 15		
No	Behind	Laptime	No	Behind	Laptime	No	Behind	Laptime	No	Behind	Laptime	No	Behind	Laptime
16		1:23.201	16		1:25.742	16		1:21.877	16		1:21.570	16		1:22.362
11	1 LAP	1:32.409	12	3.825	1:27.520	12	3.945	1:21.997	30	2 LAPS	1:38.003	12	5.006	1:22.574
12	2.047	1:23.120	18	1 LAP	1:32.159	37	6.515	1:21.931	12	4.794	1:22.419	37	9.361	1:23.942
21	1 LAP	1:32.064	37	6.461	1:24.988	18	1 LAP	1:30.430	37	7.781	1:22.836	14	2 LAPS	1:44.324
37	7.215	1:23.025	11	1 LAP	1:33.332	11	1 LAP	1:29.527	18	1 LAP	1:28.216	30	2 LAPS	1:38.016
15	34.397	1:26.013	21	1 LAP	1:33.106	21	1 LAP	1:30.187	11	1 LAP	1:29.868	18	1 LAP	1:29.168
65	35.044	1:27.834	55	3 LAPS	1:57.394	15	34.245	1:23.740	21	1 LAP	1:29.244	21	1 LAP	1:27.461
14	1 LAP	1:38.862	15	32.382	1:23.727	65	35.210	1:23.928	15	35.976	1:23.301	11	1 LAP	1:31.037
30	1 LAP	1:40.552	65	33.159	1:23.857	55	3 LAPS	1:50.993	65	36.316	1:22.676	65	37.618	1:23.664
20	56.087	1:30.153	14	1 LAP	1:39.469	20	1:07.506	1:29.407	20	1:15.046	1:29.110	15	38.470	1:24.856
			20	59.976	1:29.631	14	1 LAP	1:39.277	55	3 LAPS	1:51.426			
			30	1 LAP	1:39.968									

Grand Prix Masters

LAP CHART

(contd.)

Lap 16			Lap 17			Lap 18			Lap 19			Lap 20		
No	Behind	Laptime	No	Behind	Laptime	No	Behind	Laptime	No	Behind	Laptime	No	Behind	Laptime
16		1:22.876	16		1:22.973	16		1:25.557						
20	1 LAP	1:32.387	12	4.711	1:22.332	12	1.357	1:22.203						
12	5.352	1:23.222	37	14.128	1:25.984	37	12.667	1:24.096						
37	11.117	1:24.632	20	1 LAP	1:56.338P	21	1 LAP	1:26.176						
55	4 LAPS	1:52.326	21	1 LAP	1:28.524	18	1 LAP	1:28.460						
14	2 LAPS	1:36.250	18	1 LAP	1:29.842	65	44.343	1:26.831						
30	2 LAPS	1:36.399	14	2 LAPS	1:37.007	15	44.690	1:26.537						
18	1 LAP	1:28.981	65	43.069	1:26.293	14	2 LAPS	1:36.888						
21	1 LAP	1:27.047	15	43.710	1:25.380	11	1 LAP	1:29.722						
65	39.749	1:25.007	30	2 LAPS	1:38.896	30	2 LAPS	1:37.232						
15	41.303	1:25.709	11	1 LAP	1:32.687	55	4 LAPS	1:49.573						
11	1 LAP	1:33.359	55	4 LAPS	1:54.031									

BRDC 50s Historic Sports Car Race

RACE RESULT - Race 15

POS	NO	CL	NAME	NAT	ENTRY	TIME	LAPS	GAP	MPH	BEST
1	1	A	John HARPER	GBR	Cooper Monaco	16:30.179	10		81.94	1:37.087
2	7	A	Ted WILLIAMS	GBR	Cooper T49 Monaco	16:34.600	10	4.421	81.58	1:37.055
3	9	A	Julian BRONSON	GBR	Lister Corvette	16:38.851	10	8.672	81.23	1:36.975
4	3	A	Nick LINNEY	GBR	Lister Knobbly	16:43.264	10	13.085	80.87	1:38.771
5	37	A	Philip WALKER	GBR	Lotus 15	16:43.629	10	13.450	80.84	1:37.593
6	21	A	Alan MINSHAW	GBR	Maserati T61	16:45.341	10	15.162	80.70	1:38.285
7	77	A	Adrian VAN DER KROFT		Cooper Monaco	17:15.111	10	44.932	78.38	1:40.424
8	92	T	Juan BARAZI	DEN	Ferrari 246S	17:19.286	10	49.107	78.07	1:41.079
9	55	B	Rupert WHYTE	GBR	Lotus XI	17:20.040	10	49.861	78.01	1:41.751
10	54	B	Peter HORSMAN	GBR	Lotus17	17:31.640	10	1:01.461	77.15	1:41.594
11	88	A	Tony WOOD	GBR	Lister Jaguar	17:32.434	10	1:02.255	77.09	1:42.572
12	24	A	Bob GILBERT	GBR	Lister Jaguar Knobbly	17:34.770	10	1:04.591	76.92	1:42.688
13	91	T	Simon LLEWELLYN	GBR	Lotus 15	17:36.523	10	1:06.344	76.79	1:43.125
14	2	T	Michael STEELE	GB	HWM Jaguar	17:39.818	10	1:09.639	76.56	1:42.152
15	20	A	Tony DITHERIDGE	GBR	Cooper Monaco	17:40.127	10	1:09.948	76.53	1:42.865
16	8	B	John CLARK	GBR	Lola Mk1	17:47.226	10	1:17.047	76.02	1:43.940
17	25	A	Murray SMITH		Lotus 15	17:53.831	10	1:23.652	75.56	1:43.185
18	6	C	Benjamin EASTICK	GBR	Jaguar D-type	17:55.902	10	1:25.723	75.41	1:45.233
19	33	T	Nigel WEBB	GBR	Jaguar XK120	17:57.588	10	1:27.409	75.29	1:44.835
20	11	B	Malcolm RICKETTS	GBR	Lotus XI	17:58.055	10	1:27.876	75.26	1:45.069
21	35	C	Kenneth WHITE	GBR	Lotus Mk10	18:08.894	10	1:38.715	74.51	1:45.459
22	32	D	Jim WOODLEY	GBR	Lotus XVII	18:11.605	10	1:41.426	74.33	1:46.170
23	44	B	Simon DRABBLE	GBR	Lotus XI	16:40.887	9	1 LAP	72.97	1:47.689
24	16	A	Andrew GARNER	GBR	Lister Costin	16:46.573	9	1 LAP	72.56	1:47.639
25	99	T	Chris KEEN		Kurtis 500	16:47.676	9	1 LAP	72.48	1:47.715
26	96		TBD			17:04.883	9	1 LAP	71.27	1:50.513
27	23	C	Barrie WOOD	GB	RGS Atlanta Jaguar	17:18.964	9	1 LAP	70.30	1:51.866
28	94	T	Hubert FABRI		Aston Martin DB3S	17:26.402	9	1 LAP	69.80	1:53.429

NOT CLASSIFIED

31	A	Barry CANNELL	GBR	Willment Climax	7:02.518	4	D.N.F.	77.06	1:41.810
60	B	A.GALLIERS-PRATT	GBR	Lola Mk1	10:37.675	4	D.N.F.	51.06	1:51.601
4	B	Neil DAVIES	GBR	Lotus XI	3:46.610	2	D.N.F.	72.23	1:45.431

FASTEST LAP

9	A	Julian BRONSON		Lister Corvette	1:36.975	2	83.49mph	134.36kph
92	T	Juan BARAZI		Ferrari 246S	1:41.079	4	80.10mph	128.90kph
54	B	Peter HORSMAN		Lotus17	1:41.594	3	79.69mph	128.25kph
6	C	Benjamin EASTICK		Jaguar D-type	1:45.233	5	76.93mph	123.81kph
32	D	Jim WOODLEY		Lotus XVII	1:46.170	8	76.25mph	122.72kph
96		TBD			1:50.513	6	73.26mph	117.90kph

Weather/Track - Cloudy/Dry

These results are provisional until the conclusion of any judicial and technical matters.

Silverstone Inter
Circuit Length = 2.2490 miles.
Start: 15:54 End: 16:11

Clerk of Course:	Stewards:	Timekeeper:
------------------	-----------	-------------

BRDC 50s Historic Sports Car Race

LAP CHART

Lap 1			Lap 2			Lap 3			Lap 4			Lap 5		
No	Behind	Laptime	No	Behind	Laptime	No	Behind	Laptime	No	Behind	Laptime	No	Behind	Laptime
1		1:46.510	1		1:37.087	1		1:37.159	1		1:37.528	1		1:37.959
7	1.086	1:47.596	7	1.054	1:37.055	7	1.381	1:37.486	7	2.044	1:38.191	7	2.238	1:38.153
9	1.999	1:48.509	9	1.887	1:36.975	9	2.765	1:38.037	9	3.949	1:38.712	9	4.750	1:38.760
3	2.749	1:49.259	3	4.438	1:38.776	3	6.050	1:38.771	3	7.372	1:38.850	3	8.518	1:39.105
21	3.608	1:50.118	21	5.706	1:39.185	21	6.832	1:38.285	21	8.798	1:39.494	21	9.550	1:38.711
37	7.027	1:53.537	37	7.533	1:37.593	37	8.257	1:37.883	37	9.091	1:38.362	37	9.931	1:38.799
31	7.760	1:54.270	31	12.483	1:41.810	31	17.568	1:42.244	54	24.036	1:42.840	54	28.967	1:42.890
55	7.882	1:54.392	55	13.472	1:42.677	55	18.430	1:42.117	31	24.234	1:44.194	60	2 LAPS	3:20.011
54	9.735	1:56.245	54	14.289	1:41.641	54	18.724	1:41.594	55	24.699	1:43.797	92	29.861	1:42.921
2	10.267	1:56.777	2	15.862	1:42.682	92	21.348	1:41.870	92	24.899	1:41.079	55	30.297	1:43.557
88	10.999	1:57.509	88	16.484	1:42.572	2	22.258	1:43.555	2	26.882	1:42.152	77	31.110	1:42.031
92	11.287	1:57.797	92	16.637	1:42.437	77	23.314	1:41.197	77	27.038	1:41.252	2	36.419	1:47.496
91	11.454	1:57.964	91	19.246	1:44.879	88	24.769	1:45.444	88	30.652	1:43.411	88	36.708	1:44.015
20	13.208	1:59.718	77	19.276	1:42.986	60	1 LAP	3:17.747P	91	32.463	1:43.911	91	37.629	1:43.125
77	13.377	1:59.887	20	22.262	1:46.141	91	26.080	1:43.993	24	36.451	1:43.015	24	41.180	1:42.688
8	14.501	2:01.011	4	23.013	1:45.431	20	30.506	1:45.403	20	38.488	1:45.510	20	45.330	1:44.801
4	14.669	2:01.179	24	23.321	1:45.281	24	30.964	1:44.802	8	39.301	1:44.715	8	46.413	1:45.071
24	15.127	2:01.637	8	24.274	1:46.860	8	32.114	1:44.999	6	41.222	1:45.278	6	48.496	1:45.233
6	15.745	2:02.255	6	24.729	1:46.071	6	33.472	1:45.902	33	42.314	1:44.835	33	50.015	1:45.660
33	16.502	2:03.012	33	25.473	1:46.058	33	35.007	1:46.693	11	43.162	1:45.069	11	50.816	1:45.613
11	17.395	2:03.905	11	26.097	1:45.789	11	35.621	1:46.683	25	47.529	1:43.185	25	54.005	1:44.435
16	17.560	2:04.070	99	28.705	1:47.813	99	39.261	1:47.715	99	50.794	1:49.061	35	1:02.940	1:48.543
99	17.979	2:04.489	32	31.166	1:48.349	32	41.629	1:47.622	32	51.469	1:47.368	99	1:03.047	1:50.212
23	19.421	2:05.931	16	32.086	1:51.613	25	41.872	1:44.637	35	52.356	1:47.982	32	1:03.316	1:49.806
32	19.904	2:06.414	35	32.420	1:48.922	35	41.902	1:46.641	16	54.589	1:47.639	16	1:04.655	1:48.025
35	20.585	2:07.095	23	34.200	1:51.866	16	44.478	1:49.551	44	59.560	1:47.764	44	1:10.503	1:48.902
44	20.784	2:07.294	25	34.394	1:47.089	44	49.324	1:51.693	23	1:07.925	1:53.689	96	1:22.950	1:52.781
60	21.806	2:08.316	44	34.790	1:51.093	23	51.764	1:54.723	96	1:08.128	1:52.190	23	1:23.675	1:53.709
96	23.020	2:09.530	96	38.573	1:52.640	96	53.466	1:52.052	94	1:15.837	1:54.836	94	1:31.941	1:54.063
25	24.392	2:10.902	94	41.070	1:53.429	94	58.529	1:54.618						
94	24.728	2:11.238												

BRDC 50s Historic Sports Car Race

LAP CHART

(contd.)

Lap 6			Lap 7			Lap 8			Lap 9			Lap 10		
No	Behind	Laptime	No	Behind	Laptime	No	Behind	Laptime	No	Behind	Laptime	No	Behind	Laptime
1		1:38.063	1		1:38.731	1		1:38.685	1		1:38.661	1		1:39.796
7	2.856	1:38.681	23	1 LAP	1:54.510	7	3.372	1:38.762	99	1 LAP	1:50.135	7	4.421	1:40.435
9	4.806	1:38.119	7	3.295	1:39.170	9	6.593	1:39.993	44	1 LAP	1:47.689	9	8.672	1:41.219
3	9.900	1:39.445	9	5.285	1:39.210	96	1 LAP	1:52.397	7	3.782	1:39.071	44	1 LAP	1:48.875
21	10.649	1:39.162	94	1 LAP	1:54.850	3	11.866	1:39.458	9	7.249	1:39.317	3	13.085	1:40.093
37	10.986	1:39.118	3	11.093	1:39.924	37	13.352	1:40.188	3	12.788	1:39.583	37	13.450	1:40.041
54	32.822	1:41.918	21	11.582	1:39.664	21	13.615	1:40.718	37	13.205	1:38.514	21	15.162	1:39.753
92	33.394	1:41.596	37	11.849	1:39.594	23	1 LAP	1:54.909	21	15.205	1:40.251	16	1 LAP	1:57.624
55	34.207	1:41.973	77	36.130	1:40.424	94	1 LAP	1:54.862	96	1 LAP	1:51.873	99	1 LAP	1:56.523
77	34.437	1:41.390	92	38.197	1:43.534	77	38.622	1:41.177	23	1 LAP	1:54.512	96	1 LAP	1:50.907
2	41.851	1:43.495	55	39.201	1:43.725	92	41.107	1:41.595	94	1 LAP	1:53.507	77	44.932	1:43.533
88	42.590	1:43.945	54	45.067	1:50.976	55	42.619	1:42.103	77	41.195	1:41.234	23	1 LAP	1:55.115
60	2 LAPS	1:51.601	2	48.348	1:45.228	54	51.930	1:45.548	92	44.797	1:42.351	92	49.107	1:44.106
91	43.646	1:44.080	88	48.519	1:44.660	88	54.229	1:44.395	55	45.709	1:41.751	55	49.861	1:43.948
24	46.950	1:43.833	91	49.008	1:44.093	2	54.531	1:44.868	54	57.683	1:44.414	94	1 LAP	1:54.999
20	51.422	1:44.155	24	50.916	1:42.697	24	55.472	1:43.241	88	58.606	1:43.038	54	1:01.461	1:43.574
8	52.699	1:44.349	20	57.269	1:44.578	91	56.960	1:46.637	24	1:00.933	1:44.122	88	1:02.255	1:43.445
6	56.101	1:45.668	8	58.794	1:44.826	20	1:02.603	1:44.019	91	1:02.371	1:44.072	24	1:04.591	1:43.454
33	57.688	1:45.736	6	1:03.795	1:46.425	8	1:04.049	1:43.940	2	1:02.850	1:46.980	91	1:06.344	1:43.769
11	58.224	1:45.471	33	1:05.669	1:46.712	6	1:11.158	1:46.048	20	1:06.879	1:42.937	2	1:09.639	1:46.585
25	59.729	1:43.787	11	1:06.300	1:46.807	25	1:13.473	1:45.808	8	1:09.990	1:44.602	20	1:09.948	1:42.865
35	1:10.777	1:45.900	25	1:06.350	1:45.352	33	1:13.943	1:46.959	25	1:18.802	1:43.990	8	1:17.047	1:46.853
32	1:12.025	1:46.772	35	1:18.586	1:46.540	11	1:14.404	1:46.789	6	1:18.918	1:46.421	25	1:23.652	1:44.646
16	1:14.695	1:48.103	32	1:19.575	1:46.281	35	1:25.360	1:45.459	33	1:21.329	1:46.047	6	1:25.723	1:46.601
99	1:15.455	1:50.471	16	1:24.827	1:48.863	32	1:27.060	1:46.170	11	1:21.765	1:46.022	33	1:27.409	1:45.876
44	1:21.078	1:48.638	99	1:27.981	1:51.257	16	1:37.227	1:51.085	35	1:32.611	1:45.912	11	1:27.876	1:45.907
96	1:35.400	1:50.513	44	1:31.286	1:48.939				32	1:34.628	1:46.229	35	1:38.715	1:45.900
												32	1:41.426	1:46.594

HSCC Derek Bell Trophy Race

RACE RESULT - Race 16

POS	NO	CL	NAME	NAT	ENTRY	TIME	LAPS	GAP	MPH	BEST
1	40	A	Simon HADFIELD		Chevron B37	20:22.793	15		99.46	1:20.118
2	74	A	Ian GILES		Gurney Eagle FA74	21:45.400	15	1:22.607	93.16	1:22.789
3	71	B	Alain DEWAGTER		Chevron B48	21:10.873	14	1 LAP	89.32	1:28.318
4	66	A	Michael SCOTT		Lola T300	21:30.498	14	1 LAP	87.97	1:29.270
5	7	B	Ewan BASON	GBR	March 712	21:31.877	14	1 LAP	87.87	1:29.578
6	26	B	Sandy WATSON		Lotus 59/69	21:33.204	14	1 LAP	87.78	1:29.951
7	97	C	Peter SHAW	GBR	Brabham BT35	21:34.584	14	1 LAP	87.69	1:30.195
8	19	B	John HOLMES		March 772P	21:47.671	14	1 LAP	86.81	1:30.549
9	99	C	Patrick SUMNER		Kitchiner K4B	21:50.235	14	1 LAP	86.64	1:30.606
10	80	C	Chris BALL		Brabham BT28/29	20:26.399	13	2 LAPS	85.96	1:31.983
11	59	B	Nick WADHAM		Tecno F2 69	20:27.216	13	2 LAPS	85.91	1:31.765
12	49	C	Derek GRAHAM		GRD 272	21:10.423	13	2 LAPS	82.98	1:34.447
13	67	B	Alan BELL		Chevron B27	22:00.842	13	2 LAPS	79.82	1:38.147
14	73	A	Tim BARRY		March 76A	20:28.443	12		79.23	1:30.726
15	83	B	David BROWN		Brabham BT30	20:51.000	12	22.557	77.80	1:39.499
16	72	C	Mark GREEN	GBR	Lotus 69	21:08.315	12	39.872	76.74	1:43.920
17	76	Inv	Mike GATT		Techcraft Brabham BT21	21:47.519	12	1:19.076	74.44	1:43.139
18	55	A	Judy LYONS		Surtees TS9	20:38.852	11	1 LAP	72.03	1:47.110
19	10	A	John BLADON		Surtees TS9B	20:43.794	8		52.21	1:29.074

NOT CLASSIFIED

65	A	Frank LYONS		McLaren M26	17:42.360	12	D.N.F.	91.62	1:25.280
28	A	Keith NORRIS		Chevron B28	18:37.517	12	D.N.F.	87.09	1:29.430
24	B	Amnon NEEDHAM		Tecno F2	16:20.040	10	D.N.F.	82.79	1:29.680
9	A	Edwin JOWSEY		Lola T400	12:02.455	8	D.N.F.	89.89	1:22.300
62	C	John RAND		Lotus 59/69 B	11:38.551	7	D.N.F.	81.38	1:36.071
2	B	Mike SOUTHIN		Chevron B34D	11:47.864	7	D.N.F.	80.31	1:29.986
51	Inv	Stuart OLLEY		Delta T79	12:12.606	5	D.N.F.	55.49	1:36.388
34	A	Anthony GODDARD		Surtees TS11	7:31.396	4	D.N.F.	72.13	1:45.721
63	A	Leigh DAVIS	GBR	McLAREN M10B	5:08.709	3	D.N.F.	79.25	1:38.530

FASTEST LAP

40	A	Simon HADFIELD		Chevron B37	1:20.118	2	101.05mph	162.63kph
71	B	Alain DEWAGTER		Chevron B48	1:28.318	8	91.67mph	147.53kph
97	C	Peter SHAW		Brabham BT35	1:30.195	11	89.76mph	144.46kph
51	Inv	Stuart OLLEY		Delta T79	1:36.388	5	83.99mph	135.18kph

Weather/Track : Cloudy/Dry

These results are provisional until the conclusion of any judicial and technical matters.

Silverstone Inter
Circuit Length = 2.2490 miles.
Start: 16:24 End: 16:44

Clerk of Course:	Stewards:	Timekeeper:
------------------	-----------	-------------

HSCC Derek Bell Trophy Race

LAP CHART

Lap 1			Lap 2			Lap 3			Lap 4			Lap 5		
No	Behind	Laptime	No	Behind	Laptime	No	Behind	Laptime	No	Behind	Laptime	No	Behind	Laptime
40		1:26.505	40		1:20.118	40		1:20.237	40		1:21.289	40		1:21.043
9	2.827	1:29.332	9	5.009	1:22.300	9	8.113	1:23.341	76	1 LAP	1:46.051	67	1 LAP	1:39.087
74	3.806	1:30.311	74	6.477	1:22.789	74	11.256	1:25.016	34	1 LAP	1:45.721	9	15.618	1:26.098
65	5.776	1:32.281	65	10.938	1:25.280	65	16.500	1:25.799	83	1 LAP	1:49.969	72	1 LAP	1:45.734
66	14.567	1:41.072	71	23.669	1:28.734	71	32.763	1:29.331	55	1 LAP	1:48.076	74	27.513	1:33.465
71	15.053	1:41.558	66	25.726	1:31.277	66	34.759	1:29.270	9	10.563	1:23.739	65	27.705	1:27.161
2	15.428	1:41.933	2	26.016	1:30.706	2	35.765	1:29.986	74	15.091	1:25.124	76	1 LAP	1:45.320
73	16.357	1:42.862	73	26.965	1:30.726	73	37.902	1:31.174	65	21.587	1:26.376	51	3 LAPS	4:38.467
26	17.207	1:43.712	26	28.942	1:31.853	26	39.810	1:31.105	71	39.890	1:28.416	83	1 LAP	1:44.864
24	18.465	1:44.970	7	31.261	1:32.729	7	42.011	1:30.987	66	43.441	1:29.971	55	1 LAP	1:50.161
7	18.650	1:45.155	24	31.897	1:33.550	24	42.212	1:30.552	2	46.045	1:31.569	34	1 LAP	1:58.236P
97	19.373	1:45.878	97	33.228	1:33.973	97	43.378	1:30.387	26	50.078	1:31.557	71	47.835	1:28.988
19	20.094	1:46.599	19	34.664	1:34.688	19	50.095	1:35.668	24	50.603	1:29.680	66	52.915	1:30.517
28	20.966	1:47.471	99	36.539	1:33.610	28	50.492	1:33.582	7	52.065	1:31.343	2	56.093	1:31.091
80	22.685	1:49.190	28	37.147	1:36.299	99	51.016	1:34.714	97	52.917	1:30.828	24	59.879	1:30.319
59	22.823	1:49.328	80	37.893	1:35.326	80	51.734	1:34.078	73	1:00.097	1:43.484	26	1:01.586	1:32.551
99	23.047	1:49.552	59	38.451	1:35.746	59	52.891	1:34.677	19	1:01.255	1:32.449	7	1:01.703	1:30.681
63	24.847	1:51.352	63	43.556	1:38.827	63	1:01.849	1:38.530	99	1:02.151	1:32.424	97	1:02.355	1:30.481
49	25.812	1:52.317	49	44.305	1:38.611	49	1:02.532	1:38.464	28	1:02.313	1:33.110	19	1:12.304	1:32.092
62	27.365	1:53.870	62	44.865	1:37.618	62	1:04.201	1:39.573	80	1:03.358	1:32.913	99	1:13.276	1:32.168
72	29.119	1:55.624	67	48.950	1:39.684	67	1:06.860	1:38.147	59	1:04.175	1:32.573	28	1:13.406	1:32.136
67	29.384	1:55.889	72	52.988	1:43.987	72	1:18.378	1:45.627	49	1:18.154	1:36.911	80	1:15.513	1:33.198
76	33.530	2:00.035	76	59.890	1:46.478				62	1:19.357	1:36.445	59	1:16.180	1:33.048
83	34.026	2:00.531	83	1:00.221	1:46.313									
34	34.867	2:01.372	34	1:00.816	1:46.067									
55	35.910	2:02.415	55	1:02.902	1:47.110									
51	1:14.608	2:41.113P												

HSCC Derek Bell Trophy Race

LAP CHART

(contd.)

Lap 6			Lap 7			Lap 8			Lap 9			Lap 10		
No	Behind	Laptime	No	Behind	Laptime	No	Behind	Laptime	No	Behind	Laptime	No	Behind	Laptime
40		1:20.788	40		1:21.814	40		1:22.247	40		1:21.181	40		1:20.843
73	1 LAP	1:42.714	19	1 LAP	1:30.945	7	1 LAP	1:31.913	66	1 LAP	1:33.342	66	1 LAP	1:31.545
49	1 LAP	1:36.944	28	1 LAP	1:31.097	97	1 LAP	1:31.825	72	2 LAPS	1:44.316	7	1 LAP	1:30.795
62	1 LAP	1:36.549	99	1 LAP	1:32.386	26	1 LAP	1:34.265	83	2 LAPS	1:39.499	97	1 LAP	1:30.490
9	21.955	1:27.125	80	1 LAP	1:32.832	24	1 LAP	1:37.738	7	1 LAP	1:33.684	26	1 LAP	1:31.150
67	1 LAP	1:40.519	59	1 LAP	1:32.528	28	1 LAP	1:30.021	97	1 LAP	1:34.015	28	1 LAP	1:33.389
74	32.862	1:26.137	73	1 LAP	1:42.527	19	1 LAP	1:32.583	26	1 LAP	1:33.638	83	2 LAPS	1:41.023
65	33.517	1:26.600	49	1 LAP	1:36.019	99	1 LAP	1:31.525	76	2 LAPS	1:43.139	19	1 LAP	1:32.196
72	1 LAP	1:43.920	9	28.214	1:28.073	80	1 LAP	1:33.196	28	1 LAP	1:30.364	72	2 LAPS	1:46.308
51	3 LAPS	1:38.842	62	1 LAP	1:36.071	59	1 LAP	1:33.530	19	1 LAP	1:31.229	99	1 LAP	1:33.423
76	1 LAP	1:46.250	74	37.127	1:26.079	55	2 LAPS	1:57.096	24	1 LAP	1:38.245	80	1 LAP	1:32.669
83	1 LAP	1:42.827	65	37.855	1:26.152	74	41.941	1:27.061	99	1 LAP	1:31.230	59	1 LAP	1:32.876
71	55.493	1:28.446	10	6 LAPS	10:11.724	65	42.585	1:26.977	80	1 LAP	1:32.097	76	2 LAPS	1:45.308
66	1:03.548	1:31.421	67	1 LAP	1:42.578	49	1 LAP	1:37.780	59	1 LAP	1:31.765	24	1 LAP	1:43.205
55	1 LAP	1:51.131	71	1:04.240	1:30.561	62	1 LAP	1:38.425	74	46.640	1:25.880	74	51.831	1:26.034
24	1:10.615	1:31.524	51	3 LAPS	1:37.796	73	1 LAP	1:47.837	65	47.184	1:25.780	65	52.383	1:26.042
26	1:12.488	1:31.690	72	1 LAP	1:44.422	10	6 LAPS	1:31.277	55	2 LAPS	1:50.295	10	6 LAPS	1:30.323
2	1:12.987	1:37.682	66	1:13.811	1:32.077	2	1 LAP	2:24.897P	49	1 LAP	1:35.469	49	1 LAP	1:36.845
7	1:13.270	1:32.355	83	1 LAP	1:43.412	67	1 LAP	1:39.441	10	6 LAPS	1:30.216	55	2 LAPS	1:50.484
97	1:14.264	1:32.697	76	1 LAP	1:45.557	9	1:08.414	2:02.447P	73	1 LAP	1:45.155			
						71	1:10.311	1:28.318	71	1:17.665	1:28.535			
						51	3 LAPS	1:36.388	67	1 LAP	1:40.609			

HSCC Derek Bell Trophy Race

LAP CHART

(contd.)

Lap 11			Lap 12			Lap 13			Lap 14			Lap 15		
No	Behind	Laptime	No	Behind	Laptime	No	Behind	Laptime	No	Behind	Laptime	No	Behind	Laptime
40		1:20.753	40		1:20.329	40		1:21.921	40		1:21.416	40		1:22.309
71	1 LAP	1:32.067	24	2 LAPS	2:00.257P	65	1 LAP	1:47.636P	83	3 LAPS	1:40.541	80	2 LAPS	1:33.183
73	2 LAPS	1:44.048	49	2 LAPS	1:34.447	10	7 LAPS	1:31.520	10	7 LAPS	1:29.544	59	2 LAPS	1:34.208
67	2 LAPS	1:40.537	71	1 LAP	1:29.739	49	2 LAPS	1:35.200	72	3 LAPS	1:44.900	73	3 LAPS	1:48.863
66	1 LAP	1:31.996	55	3 LAPS	1:52.178	71	1 LAP	1:31.449	49	2 LAPS	1:35.225	55	4 LAPS	1:53.622
7	1 LAP	1:30.062	73	2 LAPS	1:42.532	76	3 LAPS	2:16.440	71	1 LAP	1:31.947	10	7 LAPS	1:29.074
97	1 LAP	1:30.476	66	1 LAP	1:32.716	66	1 LAP	1:32.667	66	1 LAP	1:32.427	83	3 LAPS	1:40.908
26	1 LAP	1:30.040	67	2 LAPS	1:39.468	7	1 LAP	1:31.958	7	1 LAP	1:30.536	72	3 LAPS	1:44.733
28	1 LAP	1:29.976	7	1 LAP	1:30.101	97	1 LAP	1:31.316	26	1 LAP	1:29.951	49	2 LAPS	1:36.191
19	1 LAP	1:30.549	97	1 LAP	1:30.195	26	1 LAP	1:31.196	76	3 LAPS	1:44.399	71	1 LAP	1:32.784
99	1 LAP	1:32.466	26	1 LAP	1:30.457	67	2 LAPS	1:40.693	97	1 LAP	1:31.655	66	1 LAP	1:30.200
80	1 LAP	1:32.024	28	1 LAP	1:29.430	28	1 LAP	1:30.642	19	1 LAP	1:32.282	7	1 LAP	1:29.578
59	1 LAP	1:32.232	19	1 LAP	1:31.993	73	2 LAPS	1:46.521	74	1:16.279	1:28.527	26	1 LAP	1:30.039
83	2 LAPS	1:40.120	99	1 LAP	1:33.177	19	1 LAP	1:31.241	67	2 LAPS	1:41.445	97	1 LAP	1:30.368
72	2 LAPS	1:44.108	80	1 LAP	1:31.983	55	3 LAPS	1:56.284	99	1 LAP	1:31.465	74	1:22.607	1:28.637
65	57.906	1:26.276	59	1 LAP	1:31.930	99	1 LAP	1:31.489				76	3 LAPS	1:44.193
74	58.118	1:27.040	74	1:04.042	1:26.253	74	1:09.168	1:27.047				19	1 LAP	1:33.157
76	2 LAPS	1:44.349	83	2 LAPS	1:40.993	59	1 LAP	1:32.775				99	1 LAP	1:30.606
10	6 LAPS	1:30.116	72	2 LAPS	1:44.636	80	1 LAP	1:33.710				67	2 LAPS	1:42.745

VSCC The Hawthorn Memorial Trophy & Hawthorn Spanish Trophy

RACE RESULT - Race 17

POS	NO	CL	NAME	NAT	ENTRY	TIME	LAPS	GAP	MPH	BEST
1	9		Michael STEELE		Connaught C Type	15:53.302	9		76.62	1:44.178
2	19		Barrie WILLIAMS		Connaught F2 Grand Prix	15:54.019	9	0.717	76.56	1:43.981
3	1		Kenneth WHITE		Cooper Bristol	16:02.226	9	8.924	75.91	1:44.857
4	63		Duncan RICKETTS		ERA R3A	16:02.886	9	9.584	75.85	1:44.631
5	6		Neil DAVIES		Cooper Bristol	16:11.331	9	18.029	75.20	1:45.762
6	10		Charles DEAN		Bugatti Type 51	16:34.077	9	40.775	73.47	1:46.769
7	5		Mark GILLES		Maserati 4 CL	16:44.787	9	51.485	72.69	1:46.457
8	70		Adrian VAN DER KROFT		HWM Formula 2/GP	16:55.202	9	1:01.900	71.95	1:48.702
9	11		Paul JAYE		Alta Single Seater	16:58.642	9	1:05.340	71.70	1:50.932
10	15		Paul MULLINS		ERA R7B	16:59.924	9	1:06.622	71.61	1:50.139
11	8		Tony STEPHENS		ERA R12B	17:01.104	9	1:07.802	71.53	1:51.066
12	57		Richard LAST		MG K3	17:13.008	9	1:19.706	70.71	1:51.556
13	2		David VAUGHAN		ERA R9B	17:15.178	9	1:21.876	70.56	1:52.574
14	24		Graham BURROWS		Cooper Bristol Mk2	17:25.643	9	1:32.341	69.85	1:52.622
15	4		Martin REDMOND		Alta Single Seater	17:27.692	9	1:34.390	69.71	1:52.901
16	26		David BENNETT		Maserati AG6CM	17:39.138	9	1:45.836	68.96	1:54.106
17	25		Peter MANN		Frazer Nash Le Mans Replica	16:15.088	8		66.60	1:56.474

NOT CLASSIFIED

65	Barrie BAXTER	Technica Mechanica Maserati 250	14:06.730	8	D.N.F.	76.70	1:43.946
12	David WHITE	Cooper Bristol	13:38.321	7	D.N.F.	69.47	1:52.497
18	Tom DARK	MG Q Type	6:40.291	3	D.N.F.	61.12	1:54.367

FASTEST LAP

65	Barrie BAXTER	Technica Mechanica Maserati 250	1:43.946	6	77.89mph	125.35kph
----	---------------	---------------------------------	----------	---	----------	-----------

Weather/Track : Cloudy/Dry

These results are provisional until the conclusion of any judicial and technical matters.

Silverstone Inter

Circuit Length = 2.2490 miles.

Start: 17:00 End: 17:16

Clerk of Course:	Stewards:	Timekeeper:
------------------	-----------	-------------

VSCC The Hawthorn Memorial Trophy & Hawthorn Spanish Trophy

LAP CHART

Lap 1			Lap 2			Lap 3			Lap 4			Lap 5		
No	Behind	Laptime	No	Behind	Laptime	No	Behind	Laptime	No	Behind	Laptime	No	Behind	Laptime
9		1:53.554	9		1:44.801	9		1:44.262	9		1:44.685	9		1:45.213
19	0.658	1:54.212	19	0.780	1:44.923	19	1.315	1:44.797	19	0.611	1:43.981	19	1.022	1:45.624
65	1.280	1:54.834	65	1.638	1:45.159	65	2.096	1:44.720	65	1.491	1:44.080	65	1.314	1:45.036
1	2.599	1:56.153	63	3.197	1:44.869	63	3.566	1:44.631	63	3.994	1:45.113	63	4.178	1:45.397
6	2.844	1:56.398	1	4.088	1:46.290	1	5.429	1:45.603	1	6.047	1:45.303	1	6.215	1:45.381
63	3.129	1:56.683	6	4.281	1:46.238	6	6.100	1:46.081	6	7.841	1:46.426	6	8.601	1:45.973
15	5.889	1:59.443	10	12.925	1:48.291	10	15.432	1:46.769	10	19.933	1:49.186	10	22.924	1:48.204
11	9.226	2:02.780	11	15.357	1:50.932	11	23.083	1:51.988	11	29.487	1:51.089	11	33.229	1:47.496
10	9.435	2:02.989	8	17.412	1:52.248	8	24.216	1:51.066	5	30.946	1:48.780	11	36.996	1:52.722
8	9.965	2:03.519	57	18.179	1:52.076	57	25.474	1:51.557	8	32.134	1:52.603	8	38.990	1:52.069
57	10.904	2:04.458	15	18.824	1:57.736	15	26.624	1:52.062	57	33.409	1:52.620	57	39.893	1:51.697
12	13.365	2:06.919	12	21.061	1:52.497	5	26.851	1:48.144	15	35.096	1:53.157	15	40.022	1:50.139
2	13.899	2:07.453	70	22.279	1:52.130	70	30.429	1:52.412	70	36.009	1:50.265	70	41.463	1:50.667
70	14.950	2:08.504	5	22.969	1:48.660	12	30.832	1:54.033	12	40.158	1:54.011	12	48.962	1:54.017
4	16.437	2:09.991	2	24.286	1:55.188	2	32.634	1:52.610	2	41.128	1:53.179	2	50.334	1:54.419
24	17.282	2:10.836	4	26.542	1:54.906	4	38.572	1:56.292	4	48.391	1:54.504	24	1:00.111	1:55.902
5	19.110	2:12.664	24	28.106	1:55.625	24	39.178	1:55.334	24	49.422	1:54.929	4	1:00.778	1:57.600
25	19.170	2:12.724	18	29.110	1:54.367	26	43.305	1:55.658	26	54.752	1:56.132	26	1:03.645	1:54.106
18	19.544	2:13.098	25	30.843	1:56.474	25	45.895	1:59.314	25	1:01.240	2:00.030	25	1:17.173	2:01.146
26	20.121	2:13.675	26	31.909	1:56.589	18	1:17.674	2:32.826P						

VSCC The Hawthorn Memorial Trophy & Hawthorn Spanish Trophy LAP CHART

(contd.)

Lap 6			Lap 7			Lap 8			Lap 9			Lap 10		
No	Behind	Laptime	No	Behind	Laptime	No	Behind	Laptime	No	Behind	Laptime	No	Behind	Laptime
65		1:43.946	65		1:44.727	65		1:44.228	9		1:46.355			
9	0.176	1:45.436	9	0.267	1:44.818	9	0.217	1:44.178	19	0.717	1:45.896			
19	1.346	1:45.584	19	0.927	1:44.308	19	1.393	1:44.694	1	8.924	1:47.978			
63	5.089	1:46.171	63	5.632	1:45.270	25	1 LAP	2:02.627	63	9.584	1:48.242			
1	6.195	1:45.240	1	6.325	1:44.857	1	7.518	1:45.421	6	18.029	1:50.331			
6	9.103	1:45.762	6	10.915	1:46.539	63	7.914	1:46.510	25	1 LAP	2:02.551			
10	26.641	1:48.977	10	30.370	1:48.456	6	14.270	1:47.583	10	40.775	1:52.264			
5	34.877	1:46.908	5	36.607	1:46.457	10	35.083	1:48.941	5	51.485	1:48.881			
11	43.980	1:52.244	11	51.427	1:52.174	5	49.176	1:56.797	70	1:01.900	1:51.070			
8	45.486	1:51.756	15	52.759	1:51.744	70	57.402	1:48.702	11	1:05.340	1:52.353			
15	45.742	1:50.980	70	52.928	1:51.024	11	59.559	1:52.360	15	1:06.622	1:52.935			
70	46.631	1:50.428	8	53.809	1:53.050	15	1:00.259	1:51.728	8	1:07.802	1:53.173			
57	47.855	1:53.222	57	54.684	1:51.556	8	1:01.201	1:51.620	57	1:19.706	1:55.288			
2	58.436	1:53.362	2	1:06.283	1:52.574	57	1:10.990	2:00.534	2	1:21.876	1:52.786			
12	1:07.010	2:03.308	12	1:15.819	1:53.536	2	1:15.662	1:53.607	24	1:32.341	1:52.622			
24	1:07.759	1:52.908	24	1:16.644	1:53.612	24	1:26.291	1:53.875	4	1:34.390	1:52.901			
4	1:09.920	1:54.402	4	1:18.898	1:53.705	4	1:28.061	1:53.391	26	1:45.836	1:54.916			
26	1:12.922	1:54.537	26	1:24.549	1:56.354	26	1:37.492	1:57.171						
25	1:32.135	2:00.222												

Millers Oils/AMOC Historic formula junior Race

RACE RESULT - Race 18

POS	NO	CL	NAME	NAT	ENTRY	TIME	LAPS	GAP	MPH	BEST
1	70	C	Simon HADFIELD	GBR	Brabham BT6	15:02.889	9		80.90	1:38.491
2	84	C	Mark WOODHOUSE	GBR	Lotus 20	15:25.883	9	22.994	78.89	1:41.187
3	56	C	Mark GILLIES	GBR	Lotus 20/22	15:29.355	9	26.466	78.59	1:41.185
4	83	C	B WESTMORELAND	GBR	Lotus 22	15:30.473	9	27.584	78.50	1:41.459
5	59	C	Robin LONGDON		Lola Mk5A	15:32.797	9	29.908	78.30	1:41.342
6	85	C	J.Martin WALFORD	GBR	Lotus 22	15:47.878	9	44.989	77.06	1:41.242
7	79	C	Andrew HIBBERD	GBR	Lotus 22	15:50.140	9	47.251	76.87	1:42.254
8	62	C	Simon ARMER	GBR	Cooper T59	15:52.961	9	50.072	76.65	1:41.451
9	78	C	Paul SMEETH	GBR	Lotus 22	15:58.309	9	55.420	76.22	1:44.399
10	58	C	Rollo BEALE	GBR	Lotus 22	16:06.582	9	1:03.693	75.56	1:43.975
11	44	C	James HICKS		Caravelle MkIII	16:22.888	9	1:19.999	74.31	1:45.363
12	60	C	Mark GREEN	GBR	Lotus 22	16:24.641	9	1:21.752	74.18	1:47.112
13	4	A2	Derek WALKER	GBR	Terrier MkIV	16:26.154	9	1:23.265	74.07	1:46.480
14	86	C	Alistair MORRISON	GBR	Cooper T67	16:33.031	9	1:30.142	73.55	1:45.484
15	81	C	David STEVENSON	GBR	Lotus 22	16:35.856	9	1:32.967	73.34	1:46.682
16	53	C	Chris DRAKE	GBR	Elva 300	16:37.000	9	1:34.111	73.26	1:46.573
17	41	B	Charles JONES	GBR	Cooper T56	16:41.299	9	1:38.410	72.94	1:45.253
18	29	A2	William GRIMSHAW	GBR	Gemini Mk2	16:41.757	9	1:38.868	72.91	1:48.107
19	46	B	Andrew SPENCE	GBR	Elva 200	16:48.570	9	1:45.681	72.42	1:48.677
20	14	A2	Crispian BESLEY	GBR	Elva 100	16:52.972	9	1:50.083	72.10	1:49.573
21	77	C	Tony GOODWIN	GBR	Lotus 20	15:06.371	8	1 LAP	71.65	1:47.183
22	11	A2	Mark STEVENSON	GBR	Mallock U2	15:07.917	8	1 LAP	71.53	1:48.816
23	55	C	Leonard SELBY	NZL	Brabham BT2	15:10.717	8	1 LAP	71.31	1:50.804
24	66	C	Clive TEMPLE	GBR	Cooper T56	15:11.842	8	1 LAP	71.22	1:50.798
25	45	B	Andrew TAYLOR	GBR	Britannia FJ	15:18.740	8	1 LAP	70.69	1:49.267
26	43	B	Doug MARTIN	GBR	Elva 200	15:35.811	8	1 LAP	69.40	1:52.983
27	21	A1	Peter MULLEN	IRE	Osca FJ	15:37.024	8	1 LAP	69.31	1:52.850
28	42	B	Simon HAMILTON	GBR	Lotus 18	15:42.451	8	1 LAP	68.91	1:53.559
29	33	B	David BAIN	GBR	Elva 200	15:43.472	8	1 LAP	68.83	1:53.989
30	10	B	Paul HEWES		Lotus 18	15:53.761	8	1 LAP	68.09	1:55.711
31	28	A1	Michael ASHLEY-BROWN	GBR	Volpini FJ	16:11.179	8	1 LAP	66.87	1:57.501
32	47	B	Richard UTLEY	GBR	Caravelle Mk1	16:18.218	8	1 LAP	66.39	1:57.963
33	24	A1	Ian ROBINSON	GBR	Autosud FJ	16:57.476	8	1 LAP	63.83	2:03.428

NOT CLASSIFIED

80	C	Martin CARTER	GBR	Ausper Type 4	13:42.744	7	D.N.F.	69.09	1:50.790
65	C	Edwin JOWSEY		Lotus 22	10:28.694	6	D.N.F.	77.54	1:38.796
7	A2	Duncan RABAGLIATI	GBR	Alexis HF1	5:56.132	3	D.N.F.	68.69	1:52.082
22	A2	Robin LACKFORD	GBR	Elva 100	6:41.852	3	D.N.F.	60.88	2:00.787
67	C	Ned SPIEKER	USA	Brabham BT6	3:52.855	2	D.N.F.	70.29	1:48.955

FASTEST LAP

70	C	Simon HADFIELD		Brabham BT6	1:38.491	8	82.20mph	132.29kph
41	B	Charles JONES		Cooper T56	1:45.253	8	76.92mph	123.79kph
4	A2	Derek WALKER		Terrier MkIV	1:46.480	4	76.03mph	122.36kph
21	A1	Peter MULLEN		Osca FJ	1:52.850	7	71.74mph	115.46kph

Silverstone Inter
Circuit Length = 2.2490 miles.
Start: 17:29 End: 17:44

Weather/Track - Cloudy/Dry

These results are provisional until the conclusion of any judicial and technical matters.

Clerk of Course:	Stewards:	Timekeeper:
------------------	-----------	-------------

Millers Oils/AMOC Historic formula junior Race

LAP CHART

Lap 1			Lap 2			Lap 3			Lap 4			Lap 5		
No	Behind	Laptime	No	Behind	Laptime	No	Behind	Laptime	No	Behind	Laptime	No	Behind	Laptime
65		1:46.984	65		1:39.108	65		1:38.796	70		1:38.897	70		1:39.300
70	0.704	1:47.688	70	0.452	1:38.856	70	0.343	1:38.687	65	0.060	1:39.300	65	4.581	1:43.821
84	4.504	1:51.488	84	7.882	1:42.486	84	11.507	1:42.421	84	13.454	1:41.187	24	1 LAP	2:05.419
62	5.488	1:52.472	62	9.377	1:42.997	62	12.371	1:41.790	62	14.582	1:41.451	84	15.925	1:41.771
85	6.340	1:53.324	85	9.884	1:42.652	85	13.187	1:42.099	85	15.406	1:41.459	62	16.764	1:41.482
56	6.578	1:53.562	56	10.250	1:42.780	56	13.546	1:42.092	56	15.491	1:41.185	85	17.348	1:41.242
83	6.754	1:53.738	83	10.440	1:42.794	83	13.989	1:42.345	83	17.698	1:42.949	56	18.018	1:41.827
59	7.691	1:54.675	59	12.570	1:43.987	59	16.116	1:42.342	59	18.764	1:41.888	83	19.863	1:41.465
79	9.432	1:56.416	79	14.715	1:44.391	79	18.739	1:42.820	79	21.753	1:42.254	59	20.806	1:41.342
78	9.970	1:56.954	78	15.517	1:44.655	78	23.043	1:46.322	78	28.202	1:44.399	79	25.027	1:42.574
53	11.637	1:58.621	53	20.182	1:47.653	53	27.959	1:46.573	58	38.862	1:46.214	78	34.001	1:45.099
44	12.966	1:59.950	60	23.361	1:48.018	60	31.677	1:47.112	60	40.156	1:47.719	58	43.752	1:44.190
4	13.147	2:00.131	44	23.954	1:50.096	58	31.888	1:46.636	44	40.525	1:46.329	44	46.588	1:45.363
60	14.451	2:01.435	58	24.048	1:48.243	44	33.436	1:48.278	4	42.047	1:46.480	60	49.131	1:48.275
58	14.913	2:01.897	4	25.299	1:51.260	4	34.807	1:48.304	86	42.525	1:46.527	4	49.408	1:46.661
67	16.916	2:03.900	67	26.763	1:48.955	86	35.238	1:46.396	53	43.231	1:54.512	86	49.620	1:46.395
11	17.338	2:04.322	11	27.367	1:49.137	81	40.327	1:50.091	81	50.257	1:49.170	81	59.738	1:48.781
81	18.284	2:05.268	86	27.638	1:47.917	11	41.484	1:52.913	11	51.060	1:48.816	53	1:00.223	1:56.292
86	18.829	2:05.813	81	29.032	1:49.856	29	41.874	1:49.543	29	52.909	1:50.275	11	1:01.755	1:49.995
29	19.798	2:06.782	29	31.127	1:50.437	14	42.923	1:49.573	77	53.241	1:48.778	29	1:03.163	1:49.554
14	20.366	2:07.350	14	32.146	1:50.888	77	43.703	1:49.451	14	54.412	1:50.729	14	1:05.266	1:50.154
46	20.834	2:07.818	77	33.048	1:50.882	46	46.036	1:50.708	46	56.696	1:49.900	46	1:07.128	1:49.732
77	21.274	2:08.258	46	34.124	1:52.398	45	48.147	1:50.764	45	58.174	1:49.267	45	1:08.698	1:49.824
66	22.196	2:09.180	45	36.179	1:51.671	55	48.469	1:50.960	55	1:00.033	1:50.804	41	1:10.629	1:47.067
45	23.616	2:10.600	55	36.305	1:51.563	66	50.558	1:52.529	66	1:02.227	1:50.909	55	1:13.040	1:52.307
55	23.850	2:10.834	66	36.825	1:53.737	7	51.244	1:52.284	41	1:02.862	1:46.280	66	1:13.725	1:50.798
7	24.782	2:11.766	7	37.756	1:52.082	41	55.822	1:49.210	43	1:13.803	1:53.795	77	1:16.880	2:02.939
80	25.703	2:12.687	80	40.154	1:53.559	80	59.176	1:57.818	21	1:17.597	1:56.065	43	1:30.072	1:55.569
42	27.202	2:14.186	42	42.644	1:54.550	43	59.248	1:55.085	80	1:17.672	1:57.736	21	1:31.341	1:53.044
10	27.760	2:14.744	43	42.959	1:53.691	42	1:00.052	1:56.204	42	1:18.489	1:57.677	80	1:33.774	1:55.402
43	28.376	2:15.360	21	44.440	1:54.212	21	1:00.772	1:55.128	33	1:20.303	1:55.423	42	1:34.238	1:55.049
21	29.336	2:16.320	41	45.408	1:48.329	33	1:04.120	1:55.087	10	1:23.093	1:55.711	33	1:35.566	1:54.563
33	30.198	2:17.182	10	47.123	1:58.471	10	1:06.622	1:58.295	47	1:30.777	1:57.963			
28	31.737	2:18.721	33	47.829	1:56.739	47	1:12.054	1:58.655	28	1:32.781	1:59.245			
22	31.821	2:18.805	28	51.733	1:59.104	28	1:12.776	1:59.839						
47	32.219	2:19.203	47	52.195	1:59.084	24	1:28.117	2:03.683						
41	36.187	2:23.171	22	53.500	2:00.787	22	1:36.964	2:22.260P						
24	38.200	2:25.184	24	1:03.230	2:04.138									

Millers Oils/AMOC Historic formula junior Race LAP CHART

(contd.)

Lap 6			Lap 7			Lap 8			Lap 9			Lap 10		
No	Behind	Laptime	No	Behind	Laptime	No	Behind	Laptime	No	Behind	Laptime	No	Behind	Laptime
70		1:38.623	70		1:41.698	70		1:38.491	70		1:40.649			
10	1 LAP	1:56.283	43	1 LAP	1:54.595	43	1 LAP	1:52.983	77	1 LAP	1:47.183			
47	1 LAP	1:58.665	21	1 LAP	1:54.198	21	1 LAP	1:52.850	11	1 LAP	1:52.972			
28	1 LAP	1:57.501	80	1 LAP	1:54.752	80	1 LAP	1:50.790	55	1 LAP	1:51.196			
84	18.581	1:41.279	42	1 LAP	1:55.278	84	21.782	1:41.856	66	1 LAP	1:51.561			
85	20.697	1:41.972	33	1 LAP	1:55.251	42	1 LAP	1:53.559	45	1 LAP	2:06.645			
56	20.949	1:41.554	10	1 LAP	1:55.823	56	24.779	1:42.337	84	22.994	1:41.861			
83	22.951	1:41.711	84	18.417	1:41.534	83	25.698	1:41.459	56	26.466	1:42.336			
59	23.611	1:41.428	85	20.370	1:41.371	33	1 LAP	1:55.238	83	27.584	1:42.535			
65	26.643	2:00.685P	56	20.933	1:41.682	59	27.666	1:42.606	59	29.908	1:42.891			
79	31.204	1:44.800	83	22.730	1:41.477	10	1 LAP	1:57.578	43	1 LAP	1:54.733			
78	41.616	1:46.238	59	23.551	1:41.638	79	41.539	1:47.059	21	1 LAP	1:55.207			
24	1 LAP	2:08.514	47	1 LAP	1:59.815	85	41.888	2:00.009	42	1 LAP	1:55.948			
62	45.197	2:07.056	28	1 LAP	1:59.528	62	48.504	1:41.960	33	1 LAP	1:53.989			
58	49.413	1:44.284	79	32.971	1:43.465	28	1 LAP	1:58.163	85	44.989	1:43.750			
60	57.989	1:47.481	78	44.930	1:45.012	78	51.452	1:45.013	79	47.251	1:46.361			
4	58.170	1:47.385	62	45.035	1:41.536	47	1 LAP	2:01.512	62	50.072	1:42.217			
86	58.312	1:47.315	58	51.690	1:43.975	58	57.604	1:44.405	10	1 LAP	1:56.856			
44	1:00.105	1:52.140	60	1:05.456	1:49.165	44	1:14.588	1:47.029	78	55.420	1:44.617			
81	1:09.164	1:48.049	4	1:05.658	1:49.186	60	1:14.941	1:47.976	58	1:03.693	1:46.738			
53	1:11.291	1:49.691	44	1:06.050	1:47.643	4	1:15.595	1:48.428	28	1 LAP	1:59.078			
11	1:12.382	1:49.250	24	1 LAP	2:03.531	86	1:25.307	1:46.486	47	1 LAP	2:03.321			
29	1:12.647	1:48.107	81	1:15.922	1:48.456	81	1:26.934	1:49.503	44	1:19.999	1:46.060			
14	1:16.698	1:50.055	86	1:17.312	2:00.698	53	1:27.269	1:47.927	60	1:21.752	1:47.460			
46	1:17.182	1:48.677	53	1:17.833	1:48.240	29	1:30.568	1:49.536	4	1:23.265	1:48.319			
41	1:17.360	1:45.354	29	1:19.523	1:48.574	24	1 LAP	2:03.579	86	1:30.142	1:45.484			
45	1:19.512	1:49.437	14	1:26.503	1:51.503	41	1:33.498	1:45.253	81	1:32.967	1:46.682			
55	1:25.244	1:50.827	41	1:26.736	1:51.074	46	1:37.581	1:48.936	53	1:34.111	1:47.491			
66	1:26.299	1:51.197	46	1:27.136	1:51.652	14	1:39.990	1:51.978	41	1:38.410	1:45.561			
77	1:26.632	1:48.375	45	1:28.346	1:50.532				29	1:38.868	1:48.949			
			11	1:31.196	2:00.512				46	1:45.681	1:48.749			
			77	1:35.439	1:50.505				14	1:50.083	1:50.742			
			55	1:35.772	1:52.226				24	1 LAP	2:03.428			
			66	1:36.532	1:51.931									