



HISTORIC RACE MEETING

Silverstone International

10th / 11th May 2008



Results Provided by Timing Solutions Ltd
www.tsl-timing.com

Grandstand Motor Sports Historic Formula Ford

QUALIFYING RACE 1 - CLASSIFICATION

POS	NO	CL	NAME	ENTRY	TIME	ON	LAPS	GAP	DIFF	MPH
1	4		Callum MACLEOD	Merlyn Mk20A	1:32.869	10	10			87.18
2	11		Westie MITCHELL	Merlyn Mk20	1:33.501	8	10	0.632	0.632	86.59
3	72		Amanda WHITAKER	Elden Mk8	1:34.409	8	9	1.540	0.908	85.75
4	57		David WILD	Lola T200	1:34.551	6	10	1.682	0.142	85.62
5	52		Andrew NEWALL	Palliser WDF3	1:35.286	7	10	2.417	0.735	84.96
6	48		Crispin SCHLAEFLI	Macon MR8	1:36.140	5	9	3.271	0.854	84.21
7	58		Mike GRANT PETERKIN	Brabham BT21	1:36.535	6	9	3.666	0.395	83.86
8	49		Clive FIDGEON	Lola T200	1:36.628	6	9	3.759	0.093	83.78
9	54		Alex MEEK	Merlyn Mk20A	1:36.697	5	9	3.828	0.069	83.72
10	67		Paul MCMORRAN	Crossle 20F	1:36.764	8	9	3.895	0.067	83.67
11	74		Greg GILBERT	Alexis Mk15	1:37.131	7	9	4.262	0.367	83.35
12	70		John HARRISON	Lola T200	1:37.141	9	9	4.272	0.010	83.34
13	38		John HAYES-HARLOW	Elden Mk 8/10	1:37.192	5	9	4.323	0.051	83.30
14	66		Greg THORNTON	Titan Mk4	1:37.234	5	9	4.365	0.042	83.26
15	36		Andrew GARSIDE	Elden Mk8	1:37.477	6	9	4.608	0.243	83.05
16	88		Derek RODGERS	Merlyn MK11A	1:37.817	5	9	4.948	0.340	82.77
17	8		Andrew MANSELL	Merlyn Mk11A	1:37.940	8	9	5.071	0.123	82.66
18	86		George FOWLER	Macon MR8	1:38.018	9	9	5.149	0.078	82.60
19	27		Dick DIXON	Lotus 61	1:38.363	8	9	5.494	0.345	82.31
20	55		Roger ARNOLD	Merlyn MK20	1:38.444	7	9	5.575	0.081	82.24
21	43		Bob HOUGHTON	Merlyn Mk11A	1:38.895	7	9	6.026	0.451	81.86
22	31		Roy SIERGIEJEW	Merlyn Mk17	1:38.942	9	9	6.073	0.047	81.82
23	28		Michael WALES	Merlyn Mk20	1:39.705	9	9	6.836	0.763	81.20
24	56		Alan FAIRBROTHER	Merlyn Mk20	1:40.224	9	9	7.355	0.519	80.78
25	46		Mike BROMLEY	Merlyn Mk11A	1:40.412	5	9	7.543	0.188	80.63
26	59		Terence TUMBER	Lola T200	1:40.626	3	9	7.757	0.214	80.45
27	47		Tony DEMPSTER	Lola T200	1:41.242	4	8	8.373	0.616	79.97
28	34		Philip NORRIS	Macon MR8	1:43.410	7	9	10.541	2.168	78.29
29	51		Albert CLEMENTS	Lotus 51	1:45.002	7	8	12.133	1.592	77.10
30	89		Gary CRITCHER	Nike Mk4/6	1:45.415	4	8	12.546	0.413	76.80
31	42		Harvey SYKES	Crossle 20F	1:46.458	2	4	13.589	1.043	76.05
32	87		Paul STRINGER	Lotus 51	1:47.819	7	8	14.950	1.361	75.09
33	15		Gareth PAUL	Merlyn Mk17A	1:51.363	3	7	18.494	3.544	72.70

Weather / Track : Cloudy / Dry

These results are provisional until the conclusion of any judicial and technical matters.

Silverstone International
Circuit Length = 2.2490 miles
Start: 09:00 End: 09:17

Clerk of Course :		Timekeeper :
-------------------	--	--------------

Grandstand Motor Sports Historic Formula Ford

QUALIFYING RACE 1 - LAP ANALYSIS

2	Paul SLEEMAN		Jamun T2				
4	Callum MACLEOD		Merlyn Mk20A				
1 -	1:41.867	+ 8.998	9:02:35.219	6 -	1:34.087	+ 1.218	9:10:28.018
2 -	1:35.797	+ 2.928	9:04:11.016	7 -	1:34.748	+ 1.879	9:12:02.766
3 -	1:34.167	+ 1.298	9:05:45.183	8 -	1:33.222	+ 0.353	9:13:35.988
4 -	1:34.637	+ 1.768	9:07:19.820	9 -	1:33.796	+ 0.927	9:15:09.784
5 -	1:34.111	+ 1.242	9:08:53.931	10 -	1:32.869		9:16:42.653
8	Andrew MANSELL		Merlyn Mk11A				
1 -	1:58.410	+ 20.470	9:03:08.643	6 -	1:38.047	+ 0.107	9:11:34.793
2 -	1:41.099	+ 3.159	9:04:49.742	7 -	1:38.712	+ 0.772	9:13:13.505
3 -	1:41.642	+ 3.702	9:06:31.384	8 -	1:37.940		9:14:51.445
4 -	1:41.326	+ 3.386	9:08:12.710	9 -	1:38.084	+ 0.144	9:16:29.529
5 -	1:44.036	+ 6.096	9:09:56.746				
11	Westie MITCHELL		Merlyn Mk20				
1 -	1:39.378	+ 5.877	9:02:34.609	6 -	1:34.478	+ 0.977	9:10:30.032
2 -	1:35.445	+ 1.944	9:04:10.054	7 -	1:34.247	+ 0.746	9:12:04.279
3 -	1:34.525	+ 1.024	9:05:44.579	8 -	1:33.501		9:13:37.780
4 -	1:36.511	+ 3.010	9:07:21.090	9 -	1:33.951	+ 0.450	9:15:11.731
5 -	1:34.464	+ 0.963	9:08:55.554	10 -	1:35.097	+ 1.596	9:16:46.828
15	Gareth PAUL		Merlyn Mk17A				
1 -	2:05.333	+ 13.970	9:03:14.500	5 -	1:54.892	+ 3.529	9:10:46.716
2 -	1:53.770	+ 2.407	9:05:08.270	6 -	1:58.330	+ 6.967	9:12:45.046
3 -	1:51.363		9:06:59.633	7 -	2:11.785 P	+ 20.422	9:14:56.831
4 -	1:52.191	+ 0.828	9:08:51.824				
27	Dick DIXON		Lotus 61				
1 -	1:55.849	+ 17.486	9:03:13.714	6 -	1:39.455	+ 1.092	9:11:39.180
2 -	1:46.404	+ 8.041	9:05:00.118	7 -	1:39.571	+ 1.208	9:13:18.751
3 -	1:41.555	+ 3.192	9:06:41.673	8 -	1:38.363		9:14:57.114
4 -	1:39.073	+ 0.710	9:08:20.746	9 -	1:40.787	+ 2.424	9:16:37.901
5 -	1:38.979	+ 0.616	9:09:59.725				
28	Michael WALES		Merlyn Mk20				
1 -	1:55.967	+ 16.262	9:02:54.740	6 -	1:42.638	+ 2.933	9:11:39.517
2 -	1:48.554	+ 8.849	9:04:43.294	7 -	1:40.906	+ 1.201	9:13:20.423
3 -	1:45.274	+ 5.569	9:06:28.568	8 -	1:40.048	+ 0.343	9:15:00.471
4 -	1:43.950	+ 4.245	9:08:12.518	9 -	1:39.705		9:16:40.176
5 -	1:44.361	+ 4.656	9:09:56.879				
31	Roy SIERGIEJEV		Merlyn Mk17				
1 -	1:50.575	+ 11.633	9:02:49.702	6 -	1:41.140	+ 2.198	9:11:17.307
2 -	1:43.468	+ 4.526	9:04:33.170	7 -	1:39.797	+ 0.855	9:12:57.104
3 -	1:41.913	+ 2.971	9:06:15.083	8 -	1:40.223	+ 1.281	9:14:37.327
4 -	1:40.783	+ 1.841	9:07:55.866	9 -	1:38.942		9:16:16.269
5 -	1:40.301	+ 1.359	9:09:36.167				
34	Philip NORRIS		Macon MR8				
1 -	1:54.184	+ 10.774	9:03:01.475	6 -	1:46.411	+ 3.001	9:11:51.352
2 -	1:47.638	+ 4.228	9:04:49.113	7 -	1:43.410		9:13:34.762
3 -	1:45.729	+ 2.319	9:06:34.842	8 -	1:44.206	+ 0.796	9:15:18.968
4 -	1:46.420	+ 3.010	9:08:21.262	9 -	1:44.311	+ 0.901	9:17:03.279
5 -	1:43.679	+ 0.269	9:10:04.941				
36	Andrew GARSIDE		Elden Mk8				
1 -	1:44.110	+ 6.633	9:02:39.707	6 -	1:37.477		9:10:50.761
2 -	1:38.849	+ 1.372	9:04:18.556	7 -	1:42.551	+ 5.074	9:12:33.312
3 -	1:38.409	+ 0.932	9:05:56.965	8 -	1:42.160	+ 4.683	9:14:15.472
4 -	1:38.326	+ 0.849	9:07:35.291	9 -	1:38.932	+ 1.455	9:15:54.404

Silverstone International
Circuit Length = 2.2490 miles
Start: 09:00 End: 09:17

Weather / Track : Cloudy / Dry

Grandstand Motor Sports Historic Formula Ford

QUALIFYING RACE 1 - LAP ANALYSIS

5 -	1:37.993	+ 0.516	9:09:13.284				
38	John HAYES-HARLOW		Elden Mk 8/10				
1 -	1:42.902	+ 5.710	9:02:38.030	6 -	1:38.336	+ 1.144	9:10:49.119
2 -	1:39.343	+ 2.151	9:04:17.373	7 -	1:39.488	+ 2.296	9:12:28.607
3 -	1:38.248	+ 1.056	9:05:55.621	8 -	1:37.672	+ 0.480	9:14:06.279
4 -	1:37.970	+ 0.778	9:07:33.591	9 -	1:38.538	+ 1.346	9:15:44.817
5 -	1:37.192		9:09:10.783				
42	Harvey SYKES		Crossle 20F				
1 -	1:50.723	+ 4.265	9:03:13.039	3 -	1:49.546	+ 3.088	9:06:49.043
2 -	1:46.458		9:04:59.497	4 -	3:10.459 P	+ 1:24.001	9:09:59.502
43	Bob HOUGHTON		Merlyn Mk11A				
1 -	1:53.793	+ 14.898	9:02:59.155	6 -	1:39.447	+ 0.552	9:11:34.480
2 -	1:46.033	+ 7.138	9:04:45.188	7 -	1:38.895		9:13:13.375
3 -	1:46.058	+ 7.163	9:06:31.246	8 -	1:45.584	+ 6.689	9:14:58.959
4 -	1:41.988	+ 3.093	9:08:13.234	9 -	1:39.512	+ 0.617	9:16:38.471
5 -	1:41.799	+ 2.904	9:09:55.033				
46	Mike BROMLEY		Merlyn Mk11A				
1 -	1:54.818	+ 14.406	9:03:14.246	6 -	1:42.530	+ 2.118	9:11:48.559
2 -	1:46.604	+ 6.192	9:05:00.850	7 -	1:43.010	+ 2.598	9:13:31.569
3 -	1:43.195	+ 2.783	9:06:44.045	8 -	1:44.176	+ 3.764	9:15:15.745
4 -	1:41.572	+ 1.160	9:08:25.617	9 -	1:45.964	+ 5.552	9:17:01.709
5 -	1:40.412		9:10:06.029				
47	Tony DEMPSTER		Lola T200				
1 -	1:51.071	+ 9.829	9:02:51.686	5 -	1:41.253	+ 0.011	9:09:38.264
2 -	1:42.750	+ 1.508	9:04:34.436	6 -	1:41.477	+ 0.235	9:11:19.741
3 -	1:41.333	+ 0.091	9:06:15.769	7 -	1:41.551	+ 0.309	9:13:01.292
4 -	1:41.242		9:07:57.011	8 -	2:06.067 P	+ 24.825	9:15:07.359
48	Crispin SCHLAEFLI		Macon MR8				
1 -	1:43.606	+ 7.466	9:02:33.543	6 -	1:37.401	+ 1.261	9:10:40.936
2 -	1:39.011	+ 2.871	9:04:12.554	7 -	1:37.301	+ 1.161	9:12:18.237
3 -	1:36.758	+ 0.618	9:05:49.312	8 -	1:37.750	+ 1.610	9:13:55.987
4 -	1:38.083	+ 1.943	9:07:27.395	9 -	1:38.395	+ 2.255	9:15:34.382
5 -	1:36.140		9:09:03.535				
49	Clive FIDGEON		Lola T200				
1 -	1:44.865	+ 8.237	9:02:41.063	6 -	1:36.628		9:10:51.543
2 -	1:37.961	+ 1.333	9:04:19.024	7 -	1:47.584	+ 10.956	9:12:39.127
3 -	1:41.351	+ 4.723	9:06:00.375	8 -	1:39.054	+ 2.426	9:14:18.181
4 -	1:37.437	+ 0.809	9:07:37.812	9 -	1:36.728	+ 0.100	9:15:54.909
5 -	1:37.103	+ 0.475	9:09:14.915				
51	Albert CLEMENTS		Lotus 51				
1 -	1:54.429	+ 9.427	9:03:11.781	5 -	1:47.022	+ 2.020	9:10:22.220
2 -	1:49.604	+ 4.602	9:05:01.385	6 -	1:46.378	+ 1.376	9:12:08.598
3 -	1:46.784	+ 1.782	9:06:48.169	7 -	1:45.002		9:13:53.600
4 -	1:47.029	+ 2.027	9:08:35.198	8 -	1:45.834	+ 0.832	9:15:39.434
52	Andrew NEWALL		Palliser WDF3				
1 -	1:41.493	+ 6.207	9:02:29.845	6 -	1:36.029	+ 0.743	9:10:32.961
2 -	1:38.117	+ 2.831	9:04:07.962	7 -	1:35.286		9:12:08.247
3 -	1:36.131	+ 0.845	9:05:44.093	8 -	1:36.054	+ 0.768	9:13:44.301
4 -	1:37.256	+ 1.970	9:07:21.349	9 -	1:35.392	+ 0.106	9:15:19.693
5 -	1:35.583	+ 0.297	9:08:56.932	10 -	1:36.893	+ 1.607	9:16:56.586
54	Alex MEEK		Merlyn Mk20A				
1 -	1:42.147	+ 5.450	9:02:32.487	6 -	1:37.051	+ 0.354	9:10:39.851
2 -	1:38.245	+ 1.548	9:04:10.732	7 -	1:53.627	+ 16.930	9:12:33.478
3 -	1:38.093	+ 1.396	9:05:48.825	8 -	1:38.502	+ 1.805	9:14:11.980

Silverstone International
 Circuit Length = 2.2490 miles
 Start: 09:00 End: 09:17

Weather / Track : Cloudy / Dry

Grandstand Motor Sports Historic Formula Ford

QUALIFYING RACE 1 - LAP ANALYSIS

4 -	1:37.278	+ 0.581	9:07:26.103	9 -	1:37.210	+ 0.513	9:15:49.190
5 -	1:36.697		9:09:02.800				
55	Roger ARNOLD		Merlyn MK20				
1 -	1:53.965	+ 15.521	9:03:04.618	6 -	1:38.973	+ 0.529	9:11:23.806
2 -	1:40.606	+ 2.162	9:04:45.224	7 -	1:38.444		9:13:02.250
3 -	1:39.964	+ 1.520	9:06:25.188	8 -	1:39.840	+ 1.396	9:14:42.090
4 -	1:40.791	+ 2.347	9:08:05.979	9 -	1:40.256	+ 1.812	9:16:22.346
5 -	1:38.854	+ 0.410	9:09:44.833				
56	Alan FAIRBROTHER		Merlyn Mk20				
1 -	1:56.128	+ 15.904	9:02:57.005	6 -	1:40.450	+ 0.226	9:11:31.190
2 -	1:44.593	+ 4.369	9:04:41.598	7 -	1:40.946	+ 0.722	9:13:12.136
3 -	1:42.411	+ 2.187	9:06:24.009	8 -	1:41.122	+ 0.898	9:14:53.258
4 -	1:44.815	+ 4.591	9:08:08.824	9 -	1:40.224		9:16:33.482
5 -	1:41.916	+ 1.692	9:09:50.740				
57	David WILD		Lola T200				
1 -	1:40.064	+ 5.513	9:02:35.940	6 -	1:34.551		9:10:31.067
2 -	1:36.231	+ 1.680	9:04:12.171	7 -	1:34.911	+ 0.360	9:12:05.978
3 -	1:35.157	+ 0.606	9:05:47.328	8 -	1:35.159	+ 0.608	9:13:41.137
4 -	1:34.633	+ 0.082	9:07:21.961	9 -	1:34.984	+ 0.433	9:15:16.121
5 -	1:34.555	+ 0.004	9:08:56.516	10 -	1:38.274	+ 3.723	9:16:54.395
58	Mike GRANT PETERKIN		Brabham BT21				
1 -	1:48.160	+ 11.625	9:02:50.442	6 -	1:36.535		9:10:59.903
2 -	1:39.862	+ 3.327	9:04:30.304	7 -	1:39.383	+ 2.848	9:12:39.286
3 -	1:38.399	+ 1.864	9:06:08.703	8 -	1:36.743	+ 0.208	9:14:16.029
4 -	1:37.203	+ 0.668	9:07:45.906	9 -	1:37.654	+ 1.119	9:15:53.683
5 -	1:37.462	+ 0.927	9:09:23.368				
59	Terence TUMBER		Lola T200				
1 -	1:53.556	+ 12.930	9:02:54.830	6 -	1:41.232	+ 0.606	9:11:26.486
2 -	1:46.077	+ 5.451	9:04:40.907	7 -	1:42.332	+ 1.706	9:13:08.818
3 -	1:40.626		9:06:21.533	8 -	1:42.899	+ 2.273	9:14:51.717
4 -	1:42.018	+ 1.392	9:08:03.551	9 -	1:41.481	+ 0.855	9:16:33.198
5 -	1:41.703	+ 1.077	9:09:45.254				
66	Greg THORNTON		Titan Mk4				
1 -	1:46.223	+ 8.989	9:02:37.988	6 -	1:39.200	+ 1.966	9:10:50.668
2 -	1:40.051	+ 2.817	9:04:18.039	7 -	1:38.953	+ 1.719	9:12:29.621
3 -	1:38.463	+ 1.229	9:05:56.502	8 -	1:38.622	+ 1.388	9:14:08.243
4 -	1:37.732	+ 0.498	9:07:34.234	9 -	1:38.800	+ 1.566	9:15:47.043
5 -	1:37.234		9:09:11.468				
67	Paul MCMORRAN		Crossle 20F				
1 -	1:47.379	+ 10.615	9:02:55.196	6 -	1:38.092	+ 1.328	9:11:14.375
2 -	1:44.598	+ 7.834	9:04:39.794	7 -	1:37.195	+ 0.431	9:12:51.570
3 -	1:39.775	+ 3.011	9:06:19.569	8 -	1:36.764		9:14:28.334
4 -	1:37.365	+ 0.601	9:07:56.934	9 -	1:37.164	+ 0.400	9:16:05.498
5 -	1:39.349	+ 2.585	9:09:36.283				
70	John HARRISON		Lola T200				
1 -	1:46.534	+ 9.393	9:02:48.122	6 -	1:37.425	+ 0.284	9:10:57.931
2 -	1:39.043	+ 1.902	9:04:27.165	7 -	1:41.850	+ 4.709	9:12:39.781
3 -	1:37.789	+ 0.648	9:06:04.954	8 -	1:39.545	+ 2.404	9:14:19.326
4 -	1:37.568	+ 0.427	9:07:42.522	9 -	1:37.141		9:15:56.467
5 -	1:37.984	+ 0.843	9:09:20.506				
72	Amanda WHITAKER		Elden Mk8				
1 -	1:46.969	+ 12.560	9:02:46.418	6 -	1:45.501	+ 11.092	9:11:10.321
2 -	1:37.398	+ 2.989	9:04:23.816	7 -	1:34.926	+ 0.517	9:12:45.247
3 -	1:35.725	+ 1.316	9:05:59.541	8 -	1:34.409		9:14:19.656
4 -	1:35.005	+ 0.596	9:07:34.546	9 -	1:44.908	+ 10.499	9:16:04.564

Silverstone International
Circuit Length = 2.2490 miles
Start: 09:00 End: 09:17

Weather / Track : Cloudy / Dry

Grandstand Motor Sports Historic Formula Ford


QUALIFYING RACE 1 - LAP ANALYSIS

5 -	1:50.274	+ 15.865	9:09:24.820			
74	Greg GILBERT		Alexis Mk15			
1 -	1:50.350	+ 13.219	9:02:56.267	6 -	1:39.228	+ 2.097
2 -	1:43.297	+ 6.166	9:04:39.564	7 -	1:37.131	
3 -	1:41.186	+ 4.055	9:06:20.750	8 -	1:38.969	+ 1.838
4 -	1:39.506	+ 2.375	9:08:00.256	9 -	1:38.788	+ 1.657
5 -	1:42.070	+ 4.939	9:09:42.326			
86	George FOWLER		Macon MR8			
1 -	1:45.219	+ 7.201	9:02:35.823	6 -	1:39.787	+ 1.769
2 -	1:39.597	+ 1.579	9:04:15.420	7 -	1:39.186	+ 1.168
3 -	1:38.202	+ 0.184	9:05:53.622	8 -	1:38.592	+ 0.574
4 -	1:38.146	+ 0.128	9:07:31.768	9 -	1:38.018	
5 -	1:38.392	+ 0.374	9:09:10.160			
87	Paul STRINGER		Lotus 51			
1 -	2:02.788	+ 14.969	9:03:09.826	5 -	1:49.122	+ 1.303
2 -	1:55.377	+ 7.558	9:05:05.203	6 -	1:49.401	+ 1.582
3 -	1:51.078	+ 3.259	9:06:56.281	7 -	1:47.819	
4 -	1:50.003	+ 2.184	9:08:46.284	8 -	1:47.938	+ 0.119
88	Derek RODGERS		Merlyn MK11A			
1 -	1:49.254	+ 11.437	9:02:54.919	6 -	1:39.094	+ 1.277
2 -	1:43.529	+ 5.712	9:04:38.448	7 -	1:38.408	+ 0.591
3 -	1:41.860	+ 4.043	9:06:20.308	8 -	1:38.027	+ 0.210
4 -	1:40.202	+ 2.385	9:08:00.510	9 -	1:39.553	+ 1.736
5 -	1:37.817		9:09:38.327			
89	Gary CRITCHER		Nike Mk4/6			
1 -	2:00.592	+ 15.177	9:03:12.937	5 -	1:46.503	+ 1.088
2 -	1:50.583	+ 5.168	9:05:03.520	6 -	1:45.542	+ 0.127
3 -	1:45.896	+ 0.481	9:06:49.416	7 -	1:45.669	+ 0.254
4 -	1:45.415		9:08:34.831	8 -	1:46.258	+ 0.843

Weather / Track : Cloudy / Dry

Grandstand Motor Sports Historic Formula Ford

RACE 1 - GRID

ROW 17	1:47.819	15	1:51.363
	87 Paul STRINGER		Gareth PAUL
ROW 16	1:45.415	42	1:46.458
	89 Gary CRITCHER		Harvey SYKES
ROW 15	1:43.410	51	1:45.002
	34 Philip NORRIS		Albert CLEMENTS
ROW 14	1:40.626	47	1:41.242
	59 Terence TUMBER		Tony DEMPSTER
ROW 13	1:40.224	46	1:40.412
	56 Alan FAIRBROTHER		Mike BROMLEY
ROW 12	1:38.942	28	1:39.705
	31 Roy SIERGIEJEV		Michael WALES
ROW 11	1:38.444	43	1:38.895
	55 Roger ARNOLD		Bob HOUGHTON
ROW 10	1:38.018	27	1:38.363
	86 George FOWLER		Dick DIXON
ROW 9	1:37.817	8	1:37.940
	88 Derek RODGERS		Andrew MANSELL
ROW 8	1:37.234	36	1:37.477
	66 Greg THORNTON		Andrew GARSIDE
ROW 7	1:37.141	38	1:37.192
	70 John HARRISON		John HAYES-HARLOW
ROW 6	1:36.764	74	1:37.131
	67 Paul MCMORRAN		Greg GILBERT
ROW 5	1:36.628	54	1:36.697
	49 Clive FIDGEON		Alex MEEK
ROW 4	1:36.140	58	1:36.535
	48 Crispin SCHLAEFLI		Mike GRANT PETERKIN
ROW 3	1:34.551	52	1:35.286
	57 David WILD		Andrew NEWALL
ROW 2	1:33.501	72	1:34.409
	11 Westie MITCHELL		Amanda WHITAKER
ROW 1		4	1:32.869
			Callum MACLEOD
Pole			
			

Silverstone International
Circuit Length = 2.2490 miles

Clerk of Course :

Timekeeper :

HSCC 70s Road Sports Championship

QUALIFYING RACE 2 - CLASSIFICATION

POS	NO	CL	NAME	ENTRY	TIME	ON	LAPS	GAP	DIFF	MPH
1	19	A	Richard PLANT	Morgan Plus 8	1:40.665	7	9			80.42
2	1	C	Rory STOCKBRIDGE	Lotus Europa	1:41.653	7	8	0.988	0.988	79.64
3	29	A	Phil BRIGGS	Porsche 928	1:42.309	6	8	1.644	0.656	79.13
4	44	C	Alan HARPER	Lotus Elan S4	1:42.358	6	9	1.693	0.049	79.09
5	9	B	Julian BARTER	TVR 3000M	1:42.412	3	8	1.747	0.054	79.05
6	64	A	Paul ANDERSON	Porsche 928	1:42.494	6	7	1.829	0.082	78.99
7	24	B	Charles BARTER	Datsun 240Z	1:42.530	7	9	1.865	0.036	78.96
8	86	B	Christina TOTTY	TVR 3000M	1:43.253	7	9	2.588	0.723	78.41
9	43	C	Howard BENTHAM	Lotus Europa	1:43.897	7	8	3.232	0.644	77.92
10	89	A	Ralph HARWOOD-PENN	MGB GTV8	1:45.121	4	8	4.456	1.224	77.01
11	40	C	Bill BRAITHWAITE	Lotus Europa	1:45.653	7	8	4.988	0.532	76.63
12	5	D2	Ian JACOBS	Jensen Healey	1:45.747	6	8	5.082	0.094	76.56
13	31	A	Mark BENNETT	MGB GTV8	1:46.945	4	7	6.280	1.198	75.70
14	65	C	Steve COOKE	Lotus 7 S4	1:47.161	3	4	6.496	0.216	75.55
15	26	B	Paul STAFFORD	Datsun 240Z	1:47.503	8	8	6.838	0.342	75.31
16	79	A	Andy JARVIS	Porsche 928	1:47.979	7	8	7.314	0.476	74.98
17	88	B	Mark BOWN	TVR 3000M	1:48.189	4	8	7.524	0.210	74.83
18	96	B	Nigel BARNETT	Ford Capri 3000E	1:48.338	8	8	7.673	0.149	74.73
19	61	D2	Luke CLARK-BAGNALL	Triumph GT6 Mk3	1:49.405	7	8	8.740	1.067	74.00
20	20	B	Scott WINNARD	TVR Taimar	1:50.919	4	6	10.254	1.514	72.99
21	80	D2	David LANE	Jensen Healey	1:51.109	8	8	10.444	0.190	72.86
22	23	D2	Will MORTON	Alfa Romeo 2000 GTV	1:51.496	8	8	10.831	0.387	72.61
23	47	B	Paul ASLETT	Porsche 911E	1:51.501	6	8	10.836	0.005	72.61
24	10	C	Nigel ASHLEY	Lotus Europa	1:51.825	8	8	11.160	0.324	72.40
25	76	D2	David ERWIN	Alfa Romeo 2000 GTV	1:52.937	7	7	12.272	1.112	71.68
26	78	D2	Mark DUDLEY	Alfa Romeo 2000 GTV	1:53.964	8	8	13.299	1.027	71.04
27	62	D2	Jim BAYNAM	MGB	1:54.750	4	5	14.085	0.786	70.55
28	52	D2	Graham HALL	Alfa Romeo 2000 GTV	1:54.958	7	8	14.293	0.208	70.42
29	63	D1	Jeremy ANSTEAD	Fiat X19	1:55.116	5	7	14.451	0.158	70.33
30	81	D2	John DOBSON	Alfa Romeo 2000 GTV	1:56.347	3	6	15.682	1.231	69.58
31	60	D2	David MARSHALL	Lancia Beta Monte Carlo	1:59.584	7	7	18.919	3.237	67.70
32	57	D2	Mark OLDFIELD	Alfa Romeo 2000 GTV	2:04.996	1	2	24.331	5.412	64.77
33	21	D2	David LEOPALD	Triumph GT6	2:05.294	3	5	24.629	0.298	64.61
34	25	E	Stuart DOWNWARD	Lancia Fulvia	2:08.578	5	7	27.913	3.284	62.96
35	84	E	Craig COPELAND	Lancia Fulvia	2:09.410	3	4	28.745	0.832	62.56

Cars 20, 57 & 79 - Transponders not working - FIX or YOU WILL BE IGNORE IN THE RACE

Weather / Track : Bright / Dry

These results are provisional until the conclusion of any judicial and technical matters.

Silverstone International
Circuit Length = 2.2490 miles
Start: 09:21 End: 09:38

Clerk of Course :	Timekeeper :
-------------------	--------------

HSCC 70s Road Sports Championship

QUALIFYING RACE 2 - LAP ANALYSIS

1	Rory STOCKBRIDGE		Lotus Europa				
1 -	3:05.680	+ 1:24.027	9:24:44.267	5 -	1:43.441	+ 1.788	9:31:42.455
2 -	1:49.381	+ 7.728	9:26:33.648	6 -	1:44.075	+ 2.422	9:33:26.530
3 -	1:42.622	+ 0.969	9:28:16.270	7 -	1:41.653		9:35:08.183
4 -	1:42.744	+ 1.091	9:29:59.014	8 -	1:43.967	+ 2.314	9:36:52.150
5	Ian JACOBS		Jensen Healey				
1 -	1:53.570	+ 7.823	9:23:34.023	5 -	2:28.599	+ 42.852	9:31:34.128
2 -	1:48.086	+ 2.339	9:25:22.109	6 -	1:45.747		9:33:19.875
3 -	1:47.625	+ 1.878	9:27:09.734	7 -	1:45.976	+ 0.229	9:35:05.851
4 -	1:55.795 P	+ 10.048	9:29:05.529	8 -	1:47.280	+ 1.533	9:36:53.131
9	Julian BARTER		TVR 3000M				
1 -	2:02.527	+ 20.115	9:24:02.781	5 -	1:44.709	+ 2.297	9:31:00.836
2 -	1:45.529	+ 3.117	9:25:48.310	6 -	1:43.618	+ 1.206	9:32:44.454
3 -	1:42.412		9:27:30.722	7 -	1:45.275	+ 2.863	9:34:29.729
4 -	1:45.405	+ 2.993	9:29:16.127	8 -	1:43.166	+ 0.754	9:36:12.895
10	Nigel ASHLEY		Lotus Europa				
1 -	2:07.540	+ 15.715	9:24:05.472	5 -	1:55.502	+ 3.677	9:31:42.255
2 -	1:54.015	+ 2.190	9:25:59.487	6 -	1:52.670	+ 0.845	9:33:34.925
3 -	1:54.635	+ 2.810	9:27:54.122	7 -	1:52.887	+ 1.062	9:35:27.812
4 -	1:52.631	+ 0.806	9:29:46.753	8 -	1:51.825		9:37:19.637
19	Richard PLANT		Morgan Plus 8				
1 -	1:52.960	+ 12.295	9:23:38.593	6 -	1:42.079	+ 1.414	9:32:11.850
2 -	1:44.696	+ 4.031	9:25:23.289	7 -	1:40.665		9:33:52.515
3 -	1:43.511	+ 2.846	9:27:06.800	8 -	2:00.623	+ 19.958	9:35:53.138
4 -	1:41.620	+ 0.955	9:28:48.420	9 -	2:06.071 P	+ 25.406	9:37:59.209
5 -	1:41.351	+ 0.686	9:30:29.771				
20	Scott WINNARD		TVR Taimar				
1 -	1:52.310	+ 1.391	9:26:00.173	4 -	1:50.919		9:33:30.227
2 -	3:46.581	+ 1:55.662	9:29:46.754	5 -	1:52.391	+ 1.472	9:35:22.618
3 -	1:52.554	+ 1.635	9:31:39.308	6 -	1:52.595	+ 1.676	9:37:15.213
21	David LEOPALD		Triumph GT6				
1 -	2:07.436	+ 2.142	9:29:35.644	4 -	2:06.403	+ 1.109	9:35:57.975
2 -	2:10.634	+ 5.340	9:31:46.278	5 -	2:05.511	+ 0.217	9:38:03.486
3 -	2:05.294		9:33:51.572				
23	Will MORTON		Alfa Romeo 2000 GTV				
1 -	2:13.154	+ 21.658	9:24:26.144	5 -	1:53.233	+ 1.737	9:32:01.602
2 -	1:55.976	+ 4.480	9:26:22.120	6 -	1:52.046	+ 0.550	9:33:53.648
3 -	1:53.084	+ 1.588	9:28:15.204	7 -	1:53.304	+ 1.808	9:35:46.952
4 -	1:53.165	+ 1.669	9:30:08.369	8 -	1:51.496		9:37:38.448
24	Charles BARTER		Datsun 240Z				
1 -	1:52.014	+ 9.484	9:23:33.679	6 -	1:49.716	+ 7.186	9:32:25.722
2 -	1:45.304	+ 2.774	9:25:18.983	7 -	1:42.530		9:34:08.252
3 -	1:43.368	+ 0.838	9:27:02.351	8 -	1:59.443	+ 16.913	9:36:07.695
4 -	1:44.513	+ 1.983	9:28:46.864	9 -	1:52.544	+ 10.014	9:38:00.239
5 -	1:49.142	+ 6.612	9:30:36.006				
25	Stuart DOWNWARD		Lancia Fulvia				
1 -	2:26.234	+ 17.656	9:24:26.807	5 -	2:08.578		9:33:17.644
2 -	2:13.394	+ 4.816	9:26:40.201	6 -	2:09.868	+ 1.290	9:35:27.512
3 -	2:15.438	+ 6.860	9:28:55.639	7 -	2:08.593	+ 0.015	9:37:36.105
4 -	2:13.427	+ 4.849	9:31:09.066				
26	Paul STAFFORD		Datsun 240Z				
1 -	2:14.994	+ 27.491	9:24:25.466	5 -	1:48.887	+ 1.384	9:31:46.373

Cars 20, 57 & 79 - Transponders not working - FIX or YOU WILL BE IGNORE IN THE RACE

Weather / Track : Bright / Dry

HSCC 70s Road Sports Championship

QUALIFYING RACE 2 - LAP ANALYSIS

2 -	1:52.845	+ 5.342	9:26:18.311	6 -	1:48.674	+ 1.171	9:33:35.047
3 -	1:49.668	+ 2.165	9:28:07.979	7 -	1:50.337	+ 2.834	9:35:25.384
4 -	1:49.507	+ 2.004	9:29:57.486	8 -	1:47.503		9:37:12.887
29	Phil BRIGGS		Porsche 928				
1 -	1:57.141	+ 14.832	9:23:45.966	5 -	2:09.492	+ 27.183	9:31:06.889
2 -	1:44.470	+ 2.161	9:25:30.436	6 -	1:42.309		9:32:49.198
3 -	1:42.768	+ 0.459	9:27:13.204	7 -	1:53.948	+ 11.639	9:34:43.146
4 -	1:44.193	+ 1.884	9:28:57.397	8 -	1:58.137	+ 15.828	9:36:41.283
31	Mark BENNETT		MGB GTV8				
1 -	1:58.984	+ 12.039	9:23:49.817	5 -	2:25.190 p	+ 38.245	9:31:38.366
2 -	1:48.479	+ 1.534	9:25:38.296	6 -	3:21.704	+ 1:34.759	9:35:00.070
3 -	1:47.935	+ 0.990	9:27:26.231	7 -	1:47.318	+ 0.373	9:36:47.388
4 -	1:46.945		9:29:13.176				
40	Bill BRAITHWAITE		Lotus Europa				
1 -	2:07.167	+ 21.514	9:24:03.665	5 -	1:46.635	+ 0.982	9:31:14.796
2 -	1:49.348	+ 3.695	9:25:53.013	6 -	1:47.741	+ 2.088	9:33:02.537
3 -	1:46.693	+ 1.040	9:27:39.706	7 -	1:45.653		9:34:48.190
4 -	1:48.455	+ 2.802	9:29:28.161	8 -	1:47.277	+ 1.624	9:36:35.467
43	Howard BENTHAM		Lotus Europa				
1 -	2:06.878	+ 22.981	9:24:02.021	5 -	1:48.389	+ 4.492	9:31:10.111
2 -	1:49.797	+ 5.900	9:25:51.818	6 -	1:45.048	+ 1.151	9:32:55.159
3 -	1:45.099	+ 1.202	9:27:36.917	7 -	1:43.897		9:34:39.056
4 -	1:44.805	+ 0.908	9:29:21.722	8 -	1:46.501	+ 2.604	9:36:25.557
44	Alan HARPER		Lotus Elan S4				
1 -	1:58.019	+ 15.661	9:23:42.693	6 -	1:42.358		9:32:27.318
2 -	1:44.715	+ 2.357	9:25:27.408	7 -	1:43.799	+ 1.441	9:34:11.117
3 -	1:45.501	+ 3.143	9:27:12.909	8 -	1:43.419	+ 1.061	9:35:54.536
4 -	1:46.604	+ 4.246	9:28:59.513	9 -	1:42.774	+ 0.416	9:37:37.310
5 -	1:45.447	+ 3.089	9:30:44.960				
47	Paul ASLETT		Porsche 911E				
1 -	2:09.848	+ 18.347	9:24:03.453	5 -	1:52.250	+ 0.749	9:31:40.195
2 -	1:55.289	+ 3.788	9:25:58.742	6 -	1:51.501		9:33:31.696
3 -	1:56.204	+ 4.703	9:27:54.946	7 -	2:06.647	+ 15.146	9:35:38.343
4 -	1:52.999	+ 1.498	9:29:47.945	8 -	1:53.594	+ 2.093	9:37:31.937
52	Graham HALL		Alfa Romeo 2000 GTV				
1 -	2:12.742	+ 17.784	9:24:08.312	5 -	1:55.130	+ 0.172	9:31:55.130
2 -	1:57.882	+ 2.924	9:26:06.194	6 -	1:55.751	+ 0.793	9:33:50.881
3 -	1:57.011	+ 2.053	9:28:03.205	7 -	1:54.958		9:35:45.839
4 -	1:56.795	+ 1.837	9:30:00.000	8 -	1:56.732	+ 1.774	9:37:42.571
57	Mark OLDFIELD		Alfa Romeo 2000 GTV				
1 -	2:04.996		9:24:20.006	2 -	3:56.265	+ 1:51.269	9:28:16.271
60	David MARSHALL		Lancia Beta Monte Carlo				
1 -	2:20.728	+ 21.144	9:24:39.557	5 -	2:02.661	+ 3.077	9:32:48.072
2 -	2:02.664	+ 3.080	9:26:42.221	6 -	2:00.898	+ 1.314	9:34:48.970
3 -	2:01.279	+ 1.695	9:28:43.500	7 -	1:59.584		9:36:48.554
4 -	2:01.911	+ 2.327	9:30:45.411				
61	Luke CLARK-BAGNALL		Triumph GT6 Mk3				
1 -	2:05.735	+ 16.330	9:24:17.093	5 -	2:09.213	+ 19.808	9:31:58.891
2 -	1:52.439	+ 3.034	9:26:09.532	6 -	2:06.955	+ 17.550	9:34:05.846
3 -	1:50.700	+ 1.295	9:28:00.232	7 -	1:49.405		9:35:55.251
4 -	1:49.446	+ 0.041	9:29:49.678	8 -	1:49.860	+ 0.455	9:37:45.111

Cars 20, 57 & 79 - Transponders not working - FIX or YOU WILL BE IGNORE IN THE RACE

Weather / Track : Bright / Dry

HSCC 70s Road Sports Championship

QUALIFYING RACE 2 - LAP ANALYSIS

62	Jim BAYNAM		MGB			
1 -	2:19.847	+ 25.097	9:24:47.601	4 -	1:54.750	9:30:44.785
2 -	2:04.130	+ 9.380	9:26:51.731	5 -	2:04.564 P	+ 9.814 9:32:49.349
3 -	1:58.304	+ 3.554	9:28:50.035			
63	Jeremy ANSTEAD		Fiat X19			
1 -	2:22.546	+ 27.430	9:24:39.851	5 -	1:55.116	9:32:32.894
2 -	2:02.993	+ 7.877	9:26:42.844	6 -	2:04.579	+ 9.463 9:34:37.473
3 -	1:58.948	+ 3.832	9:28:41.792	7 -	1:56.447	+ 1.331 9:36:33.920
4 -	1:55.986	+ 0.870	9:30:37.778			
64	Paul ANDERSON		Porsche 928			
1 -	1:52.033	+ 9.539	9:23:39.250	5 -	1:43.283	+ 0.789 9:30:41.209
2 -	1:44.307	+ 1.813	9:25:23.557	6 -	1:42.494	9:32:23.703
3 -	1:50.251	+ 7.757	9:27:13.808	7 -	2:19.032 P	+ 36.538 9:34:42.735
4 -	1:44.118	+ 1.624	9:28:57.926			
65	Steve COOKE		Lotus 7 S4			
1 -	1:53.320	+ 6.159	9:23:35.390	3 -	1:47.161	9:27:11.787
2 -	1:49.236	+ 2.075	9:25:24.626	4 -	1:49.561	+ 2.400 9:29:01.348
76	David ERWIN		Alfa Romeo 2000 GTV			
1 -	2:19.215	+ 26.278	9:24:37.297	5 -	1:53.725	+ 0.788 9:32:21.578
2 -	2:01.884	+ 8.947	9:26:39.181	6 -	1:55.675	+ 2.738 9:34:17.253
3 -	1:54.696	+ 1.759	9:28:33.877	7 -	1:52.937	9:36:10.190
4 -	1:53.976	+ 1.039	9:30:27.853			
78	Mark DUDLEY		Alfa Romeo 2000 GTV			
1 -	2:16.092	+ 22.128	9:24:25.567	5 -	1:55.693	+ 1.729 9:32:14.234
2 -	1:59.983	+ 6.019	9:26:25.550	6 -	1:54.825	+ 0.861 9:34:09.059
3 -	1:56.742	+ 2.778	9:28:22.292	7 -	1:53.968	+ 0.004 9:36:03.027
4 -	1:56.249	+ 2.285	9:30:18.541	8 -	1:53.964	9:37:56.991
79	Andy JARVIS		Porsche 928			
1 -	1:54.406	+ 6.427	9:23:29.127	5 -	1:49.215	+ 1.236 9:30:54.223
2 -	1:54.974	+ 6.995	9:25:24.101	6 -	1:49.557	+ 1.578 9:32:43.780
3 -	1:51.510	+ 3.531	9:27:15.611	7 -	1:47.979	9:34:31.759
4 -	1:49.397	+ 1.418	9:29:05.008	8 -	1:53.799	+ 5.820 9:36:25.558
80	David LANE		Jensen Healey			
1 -	2:01.391	+ 10.282	9:23:45.796	5 -	1:52.146	+ 1.037 9:31:14.803
2 -	1:52.652	+ 1.543	9:25:38.448	6 -	1:52.611	+ 1.502 9:33:07.414
3 -	1:51.494	+ 0.385	9:27:29.942	7 -	1:53.039	+ 1.930 9:35:00.453
4 -	1:52.715	+ 1.606	9:29:22.657	8 -	1:51.109	9:36:51.562
81	John DOBSON		Alfa Romeo 2000 GTV			
1 -	2:19.359	+ 23.012	9:24:36.194	4 -	2:46.578 P	+ 50.231 9:31:22.675
2 -	2:03.556	+ 7.209	9:26:39.750	5 -	3:24.161	+ 1:27.814 9:34:46.836
3 -	1:56.347		9:28:36.097	6 -	2:00.854	+ 4.507 9:36:47.690
84	Craig COPELAND		Lancia Fulvia			
1 -	2:26.349	+ 16.939	9:24:42.654	3 -	2:09.410	9:29:03.471
2 -	2:11.407	+ 1.997	9:26:54.061	4 -	6:31.400 P	+ 4:21.990 9:35:34.871
86	Christina TOTTY		TVR 3000M			
1 -	1:55.928	+ 12.675	9:23:44.072	6 -	1:44.482	+ 1.229 9:32:29.853
2 -	1:46.209	+ 2.956	9:25:30.281	7 -	1:43.253	9:34:13.106
3 -	1:45.331	+ 2.078	9:27:15.612	8 -	1:43.435	+ 0.182 9:35:56.541
4 -	1:44.492	+ 1.239	9:29:00.104	9 -	1:43.434	+ 0.181 9:37:39.975
5 -	1:45.267	+ 2.014	9:30:45.371			

Cars 20, 57 & 79 - Transponders not working - FIX or YOU WILL BE IGNORE IN THE RACE

Weather / Track : Bright / Dry

HSCC 70s Road Sports Championship

QUALIFYING RACE 2 - LAP ANALYSIS


88	Mark BOWN		TVR 3000M				
1 -	1:55.470	+ 7.281	9:23:38.066	5 -	1:51.850	+ 3.661	9:30:59.625
2 -	1:52.412	+ 4.223	9:25:30.478	6 -	1:49.165	+ 0.976	9:32:48.790
3 -	1:49.108	+ 0.919	9:27:19.586	7 -	1:49.316	+ 1.127	9:34:38.106
4 -	1:48.189		9:29:07.775	8 -	1:50.892	+ 2.703	9:36:28.998
89	Ralph HARWOOD-PENN		MGB GTV8				
1 -	2:11.483	+ 26.362	9:24:11.149	5 -	1:47.315	+ 2.194	9:31:23.369
2 -	1:51.543	+ 6.422	9:26:02.692	6 -	1:46.742	+ 1.621	9:33:10.111
3 -	1:48.241	+ 3.120	9:27:50.933	7 -	1:46.197	+ 1.076	9:34:56.308
4 -	1:45.121		9:29:36.054	8 -	1:49.062	+ 3.941	9:36:45.370
96	Nigel BARNETT		Ford Capri 3000E				
1 -	1:58.940	+ 10.602	9:23:42.971	5 -	1:50.608	+ 2.270	9:31:07.075
2 -	1:51.989	+ 3.651	9:25:34.960	6 -	1:48.428	+ 0.090	9:32:55.503
3 -	1:50.826	+ 2.488	9:27:25.786	7 -	1:48.745	+ 0.407	9:34:44.248
4 -	1:50.681	+ 2.343	9:29:16.467	8 -	1:48.338		9:36:32.586

Cars 20, 57 & 79 - Transponders not working - FIX or YOU WILL BE IGNORE IN THE RACE

Weather / Track : Bright / Dry

HSCC 70s Road Sports Championship

RACE 2 - GRID

ROW 18		2:09.410 84 Craig COPELAND	
ROW 17	21	2:05.294 David LEOPALD	25 2:08.578 Stuart DOWNWARD
ROW 16		1:59.584 60 David MARSHALL	57 2:04.996 Mark OLDFIELD
ROW 15	63	1:55.116 Jeremy ANSTEAD	81 1:56.347 John DOBSON
ROW 14		1:54.750 62 Jim BAYNAM	52 1:54.958 Graham HALL
ROW 13	76	1:52.937 David ERWIN	78 1:53.964 Mark DUDLEY
ROW 12		1:51.501 47 Paul ASLETT	10 1:51.825 Nigel ASHLEY
ROW 11	80	1:51.109 David LANE	23 1:51.496 Will MORTON
ROW 10		1:49.405 61 Luke CLARK-BAGNALL	20 1:50.919 Scott WINNARD
ROW 9	88	1:48.189 Mark BOWN	96 1:48.338 Nigel BARNETT
ROW 8		1:47.503 26 Paul STAFFORD	79 1:47.979 Andy JARVIS
ROW 7	31	1:46.945 Mark BENNETT	65 1:47.161 Steve COOKE
ROW 6		1:45.653 40 Bill BRAITHWAITE	5 1:45.747 Ian JACOBS
ROW 5	43	1:43.897 Howard BENTHAM	89 1:45.121 Ralph HARWOOD-PENN
ROW 4		1:42.530 24 Charles BARTER	86 1:43.253 Christina TOTTY
ROW 3	9	1:42.412 Julian BARTER	64 1:42.494 Paul ANDERSON
ROW 2		1:42.309 29 Phil BRIGGS	44 1:42.358 Alan HARPER
ROW 1	19	1:40.665 Richard PLANT	1 1:41.653 Rory STOCKBRIDGE
Pole			
			

Silverstone International
Circuit Length = 2.2490 miles

Clerk of Course :

Timekeeper :

Historic Formula 2 Trophy Race

FREE PRACTICE - CLASSIFICATION

POS	NO	CL	NAME	ENTRY	TIME	ON	LAPS	GAP	DIFF	MPH
1	35	C	Sean WALKER	March 782	1:22.346	8	9			98.32
2	12	C	Peter MEYRICK	March 782	1:23.648	2	4	1.302	1.302	96.79
3	57	B	Neil FOWLER	March 712	1:24.293	10	14	1.947	0.645	96.05
4	46	C	Steve MAXTED	Lola T360	1:25.568	2	7	3.222	1.275	94.61
5	36	C	Richard EYRE	Ralt RT1	1:25.591	3	4	3.245	0.023	94.59
6	60	A	Bob JUGGINS	Lola T240	1:25.950	7	11	3.604	0.359	94.19
7	27	C	Bo WARMENIUS	March 772	1:27.128	13	13	4.782	1.178	92.92
8	63	C	John CROWSON	Chevron B40	1:27.570	7	8	5.224	0.442	92.45
9	51	C	Michael HIBBERD	Brabham BT38	1:28.724	2	5	6.378	1.154	91.25
10	77	B	Chris ALFORD	Palliser WDBF2	1:29.761	13	13	7.415	1.037	90.19
11	7	B	Chris SHARPLES	Chevron B29	1:31.671	8	10	9.325	1.910	88.31
12	50	A	Paul BASON	March 712	1:32.200	2	3	9.854	0.529	87.81
13	88	A	Michael SCOTT	Brabham BT30	1:33.463	6	8	11.117	1.263	86.62
14	84	D	Roger BEVAN	Brabham BT21A	1:33.782	12	13	11.436	0.319	86.33
15	14	D1	Nick OVERALL	Brabham BT35	1:34.351	2	6	12.005	0.569	85.81
16	5	C	Mike BARNBY	Modus M7	1:34.387	3	9	12.041	0.036	85.77
17	20	A	David BROWN	Brabham BT30	1:38.464	8	10	16.118	4.077	82.22
18	37	A	Lincoln SMALL	Brabham BT30	1:39.552	11	11	17.206	1.088	81.32
19	47	D	John MOULDS	Brabham BT23	1:39.683	8	9	17.337	0.131	81.22
20	65	B	Bob SELLIX	Lyncar 001	1:43.015	10	11	20.669	3.332	78.59
21	90	B	Daryl TAYLOR	March 78B	1:47.070	1	1	24.724	4.055	75.61

CARS 14, 36 & 46 TRANSPONDERS NOT WORKING - FIX OR YOU WILL BE IGNORED IN THE RACE

Weather / Track : Bright / Dry

These results are provisional until the conclusion of any judicial and technical matters.

Silverstone International
Circuit Length = 2.2490 miles
Start: 09:45 End: 10:06

Clerk of Course :		Timekeeper :
-------------------	--	--------------

Historic Formula 2 Trophy Race

FREE PRACTICE - LAP ANALYSIS

5	Mike BARNBY		Modus M7				
1 -	1:51.863	+ 17.476	9:47:26.019	6 -	1:35.130	+ 0.743	9:56:08.293
2 -	1:36.528	+ 2.141	9:49:02.547	7 -	1:53.912	+ 19.525	9:58:02.205
3 -	1:34.387		9:50:36.934	8 -	1:34.541	+ 0.154	9:59:36.746
4 -	2:18.834	+ 44.447	9:52:55.768	9 -	1:57.118 P	+ 22.731	10:01:33.864
5 -	1:37.395	+ 3.008	9:54:33.163				
7	Chris SHARPLES		Chevron B29				
1 -	1:45.675	+ 14.004	9:47:09.438	6 -	1:33.829	+ 2.158	9:55:06.201
2 -	1:32.191	+ 0.520	9:48:41.629	7 -	1:33.716	+ 2.045	9:56:39.917
3 -	1:33.813	+ 2.142	9:50:15.442	8 -	1:31.671		9:58:11.588
4 -	1:41.032	+ 9.361	9:51:56.474	9 -	1:32.148	+ 0.477	9:59:43.736
5 -	1:35.898	+ 4.227	9:53:32.372	10 -	2:00.739 P	+ 29.068	10:01:44.475
12	Peter MEYRICK		March 782				
1 -	1:24.681	+ 1.033	9:49:46.849	3 -	1:24.285	+ 0.637	9:52:34.782
2 -	1:23.648		9:51:10.497	4 -	1:26.999	+ 3.351	9:54:01.781
14	Nick OVERALL		Brabham BT35				
1 -	1:40.591	+ 6.240	9:46:53.174	4 -	5:21.596	+ 3:47.245	9:55:28.105
2 -	1:34.351		9:48:27.525	5 -	1:40.315	+ 5.964	9:57:08.420
3 -	1:38.984	+ 4.633	9:50:06.509	6 -	1:38.103	+ 3.752	9:58:46.523
20	David BROWN		Brabham BT30				
1 -	1:54.682	+ 16.218	9:47:29.437	6 -	1:42.679	+ 4.215	9:56:10.250
2 -	1:40.317	+ 1.853	9:49:09.754	7 -	1:42.396	+ 3.932	9:57:52.646
3 -	1:42.176	+ 3.712	9:50:51.930	8 -	1:38.464		9:59:31.110
4 -	1:50.905	+ 12.441	9:52:42.835	9 -	1:40.258	+ 1.794	10:01:11.368
5 -	1:44.736	+ 6.272	9:54:27.571	10 -	2:01.716 P	+ 23.252	10:03:13.084
27	Bo WARMENIUS		March 772				
1 -	1:43.894	+ 16.766	9:47:03.590	8 -	1:30.317	+ 3.189	9:57:42.587
2 -	1:33.451	+ 6.323	9:48:37.041	9 -	1:30.049	+ 2.921	9:59:12.636
3 -	1:31.620	+ 4.492	9:50:08.661	10 -	1:29.350	+ 2.222	10:00:41.986
4 -	1:33.283	+ 6.155	9:51:41.944	11 -	1:28.755	+ 1.627	10:02:10.741
5 -	1:31.074	+ 3.946	9:53:13.018	12 -	1:28.959	+ 1.831	10:03:39.700
6 -	1:30.789	+ 3.661	9:54:43.807	13 -	1:27.128		10:05:06.828
7 -	1:28.463	+ 1.335	9:56:12.270				
35	Sean WALKER		March 782				
1 -	1:34.055	+ 11.709	9:47:06.979	6 -	1:24.189	+ 1.843	9:56:07.588
2 -	1:25.087	+ 2.741	9:48:32.066	7 -	1:23.942	+ 1.596	9:57:31.530
3 -	1:35.981 P	+ 13.635	9:50:08.047	8 -	1:22.346		9:58:53.876
4 -	3:08.438	+ 1:46.092	9:53:16.485	9 -	1:49.792 P	+ 27.446	10:00:43.668
5 -	1:26.914	+ 4.568	9:54:43.399				
36	Richard EYRE		Ralt RT1				
1 -	12:10.408	+ 10:44.817	10:01:37.505	3 -	1:25.591		10:04:29.812
2 -	1:26.716	+ 1.125	10:03:04.221	4 -	1:26.119	+ 0.528	10:05:55.931
37	Lincoln SMALL		Brabham BT30				
1 -	1:54.144	+ 14.592	9:47:20.102	7 -	2:00.194	+ 20.642	9:57:59.447
2 -	1:39.582	+ 0.030	9:48:59.684	8 -	1:50.255	+ 10.703	9:59:49.702
3 -	1:41.877	+ 2.325	9:50:41.561	9 -	1:55.624	+ 16.072	10:01:45.326
4 -	1:43.555	+ 4.003	9:52:25.116	10 -	1:41.414	+ 1.862	10:03:26.740
5 -	1:45.445	+ 5.893	9:54:10.561	11 -	1:39.552		10:05:06.292
6 -	1:48.692	+ 9.140	9:55:59.253				
46	Steve MAXTED		Lola T360				
1 -	1:29.370	+ 3.802	9:46:38.554	5 -	1:37.010	+ 11.442	10:02:09.089
2 -	1:25.568		9:48:04.122	6 -	1:32.039	+ 6.471	10:03:41.128
3 -	1:26.736	+ 1.168	9:49:30.858	7 -	1:26.623	+ 1.055	10:05:07.751
4 -	11:01.221	+ 9:35.653	10:00:32.079				

CARS 14, 36 & 46 TRANSPONDERS NOT WORKING - FIX OR YOU WILL BE IGNORED IN THE RAC

Weather / Track : Bright / Dry

Historic Formula 2 Trophy Race

FREE PRACTICE - LAP ANALYSIS

47	John MOULDS		Brabham BT23				
1 -	1:52.883	+ 13.200	9:47:17.937	6 -	1:42.302	+ 2.619	9:56:03.093
2 -	1:40.858	+ 1.175	9:48:58.795	7 -	1:47.979	+ 8.296	9:57:51.072
3 -	1:45.532	+ 5.849	9:50:44.327	8 -	1:39.683		9:59:30.755
4 -	1:48.959	+ 9.276	9:52:33.286	9 -	2:09.613 P	+ 29.930	10:01:40.368
5 -	1:47.505	+ 7.822	9:54:20.791				
50	Paul BASON		March 712				
1 -	1:42.952	+ 10.752	10:03:21.288	3 -	1:32.568	+ 0.368	10:06:26.056
2 -	1:32.200		10:04:53.488				
51	Michael HIBBERD		Brabham BT38				
1 -	1:35.895	+ 7.171	9:46:59.722	4 -	1:41.327	+ 12.603	9:51:46.945
2 -	1:28.724		9:48:28.446	5 -	2:08.541 P	+ 39.817	9:53:55.486
3 -	1:37.172	+ 8.448	9:50:05.618				
57	Neil FOWLER		March 712				
1 -	1:31.554	+ 7.261	9:46:49.221	8 -	1:25.255	+ 0.962	9:57:00.841
2 -	1:25.023	+ 0.730	9:48:14.244	9 -	1:25.772	+ 1.479	9:58:26.613
3 -	1:26.212	+ 1.919	9:49:40.456	10 -	1:24.293		9:59:50.906
4 -	1:27.898	+ 3.605	9:51:08.354	11 -	1:35.159	+ 10.866	10:01:26.065
5 -	1:31.818	+ 7.525	9:52:40.172	12 -	1:24.622	+ 0.329	10:02:50.687
6 -	1:27.017	+ 2.724	9:54:07.189	13 -	1:33.636	+ 9.343	10:04:24.323
7 -	1:28.397	+ 4.104	9:55:35.586	14 -	1:24.583	+ 0.290	10:05:48.906
60	Bob JUGGINS		Lola T240				
1 -	1:38.686	+ 12.736	9:47:14.450	7 -	1:25.950		9:56:15.562
2 -	1:29.922	+ 3.972	9:48:44.372	8 -	1:28.259	+ 2.309	9:57:43.821
3 -	1:31.093	+ 5.143	9:50:15.465	9 -	1:27.325	+ 1.375	9:59:11.146
4 -	1:33.567	+ 7.617	9:51:49.032	10 -	1:29.598	+ 3.648	10:00:40.744
5 -	1:29.649	+ 3.699	9:53:18.681	11 -	1:45.939 P	+ 19.989	10:02:26.683
6 -	1:30.931	+ 4.981	9:54:49.612				
63	John CROWSON		Chevron B40				
1 -	1:35.195	+ 7.625	9:50:55.411	5 -	1:29.096	+ 1.526	9:57:06.832
2 -	1:38.539	+ 10.969	9:52:33.950	6 -	1:30.513	+ 2.943	9:58:37.345
3 -	1:32.068	+ 4.498	9:54:06.018	7 -	1:27.570		10:00:04.915
4 -	1:31.718	+ 4.148	9:55:37.736	8 -	1:53.308 P	+ 25.738	10:01:58.223
65	Bob SELLIX		Lyncar 001				
1 -	1:52.923	+ 9.908	9:47:34.311	7 -	1:56.276	+ 13.261	9:58:47.757
2 -	1:48.583	+ 5.568	9:49:22.894	8 -	1:58.441	+ 15.426	10:00:46.198
3 -	1:47.806	+ 4.791	9:51:10.700	9 -	1:47.966	+ 4.951	10:02:34.164
4 -	1:48.860	+ 5.845	9:52:59.560	10 -	1:43.015		10:04:17.179
5 -	1:53.564	+ 10.549	9:54:53.124	11 -	1:43.363	+ 0.348	10:06:00.542
6 -	1:58.357	+ 15.342	9:56:51.481				
77	Chris ALFORD		Palliser WDBF2				
1 -	1:35.829	+ 6.068	9:46:46.429	8 -	1:33.277	+ 3.516	9:57:43.462
2 -	1:32.474	+ 2.713	9:48:18.903	9 -	1:32.282	+ 2.521	9:59:15.744
3 -	1:34.421	+ 4.660	9:49:53.324	10 -	1:31.672	+ 1.911	10:00:47.416
4 -	1:36.013	+ 6.252	9:51:29.337	11 -	1:31.601	+ 1.840	10:02:19.017
5 -	1:34.078	+ 4.317	9:53:03.415	12 -	1:29.947	+ 0.186	10:03:48.964
6 -	1:34.662	+ 4.901	9:54:38.077	13 -	1:29.761		10:05:18.725
7 -	1:32.108	+ 2.347	9:56:10.185				
84	Roger BEVAN		Brabham BT21A				
1 -	1:44.239	+ 10.457	9:46:56.384	8 -	1:36.449	+ 2.667	9:58:28.716
2 -	1:35.042	+ 1.260	9:48:31.426	9 -	1:34.647	+ 0.865	10:00:03.363
3 -	1:40.800	+ 7.018	9:50:12.226	10 -	1:36.807	+ 3.025	10:01:40.170
4 -	1:44.931	+ 11.149	9:51:57.157	11 -	1:37.751	+ 3.969	10:03:17.921
5 -	1:40.351	+ 6.569	9:53:37.508	12 -	1:33.782		10:04:51.703
6 -	1:38.588	+ 4.806	9:55:16.096	13 -	1:34.969	+ 1.187	10:06:26.672

CARS 14, 36 & 46 TRANSPONDERS NOT WORKING - FIX OR YOU WILL BE IGNORED IN THE RAC

Weather / Track : Bright / Dry

Historic Formula 2 Trophy Race

FREE PRACTICE - LAP ANALYSIS

7 -	1:36.171	+ 2.389	9:56:52.267				
88	Michael SCOTT		Brabham BT30				
1 -	1:47.063	+ 13.600	9:47:06.080	5 -	1:34.143	+ 0.680	9:53:24.071
2 -	1:34.432	+ 0.969	9:48:40.512	6 -	1:33.463		9:54:57.534
3 -	1:35.219	+ 1.756	9:50:15.731	7 -	1:44.580	+ 11.117	9:56:42.114
4 -	1:34.197	+ 0.734	9:51:49.928	8 -	1:48.686 P	+ 15.223	9:58:30.800
90	Daryl TAYLOR		March 78B				
1 -	1:47.070		9:47:07.652				

CARS 14, 36 & 46 TRANSPONDERS NOT WORKING - FIX OR YOU WILL BE IGNORED IN THE RAC

Weather / Track : Bright / Dry

www.tsl-timing.com

Page 3 of 3

Silverstone International
Circuit Length = 2.2490 miles
Start: 09:45 End: 10:06

Printed - 10.07 Saturday, 10 May 2008

HSCC Guards Trophy

QUALIFYING RACE 3 - CLASSIFICATION

POS	NO	CL	NAME	ENTRY	TIME	ON	LAPS	GAP	DIFF	MPH
1	49	SRD	SCHRYVER/SCHRYVER	Chevron B6	1:31.494	14	17			88.49
2	54	SRD	Robert SHAW	Chevron B8	1:32.184	17	17	0.690	0.690	87.82
3	78	SRD	COTTINGHAM/COTTINGHAM	Chevron B8	1:32.482	13	18	0.988	0.298	87.54
4	2	SRD	Stuart TIZZARD	Lenham Spider	1:32.841	8	13	1.347	0.359	87.20
5	81	SRB	Roger WILLS	Elva Mk7	1:33.914	8	14	2.420	1.073	86.21
6	61	SRD	Joe WARD	Chevron B8	1:34.980	10	16	3.486	1.066	85.24
7	66	SRD	THOMPSON/MCCLURG	Chevron B6	1:35.135	5	17	3.641	0.155	85.10
8	42	SRD	LEIGHTON/TAYLOR	Chevron B8	1:36.627	10	11	5.133	1.492	83.78
9	8	D	Oliver BRYANT	AC Cobra	1:36.667	10	14	5.173	0.040	83.75
10	97	SRD	Andrew HILL	Chevron B8	1:36.978	10	12	5.484	0.311	83.48
11	37	SRD	JONES/JONES	Chevron B8	1:37.557	5	15	6.063	0.579	82.99
12	41	SRE	Gareth JACKSON	Nerus Silhouette	1:38.252	9	10	6.758	0.695	82.40
13	72	D	Jamie BOOT	TVR Griffith 400	1:38.312	8	17	6.818	0.060	82.35
14	25	SRB	HIBBERD/HIBBERD	Lotus 23B	1:40.298	7	15	8.804	1.986	80.72
15	14	SRB	GODDARD/ATKINSON	Piper	1:40.496	9	16	9.002	0.198	80.56
16	77	SRB	Dean MEILING	Elva Mk7S	1:40.763	17	17	9.269	0.267	80.35
17	67	B1	SMITH/EVANS	Marcos 1800 GT	1:40.993	6	17	9.499	0.230	80.16
18	11	SRB	Andy SHEPHERD	Lotus 23C	1:41.103	4	10	9.609	0.110	80.08
19	24	B1	TICE/CONOLEY	Marcos 1800GT	1:41.284	16	16	9.790	0.181	79.93
20	70	SRB	Clive WILSON	Elva Mk7	1:41.621	9	17	10.127	0.337	79.67
21	53	C2	PEARSON/PEARSON	Jaguar E-Type	1:41.661	10	13	10.167	0.040	79.64
22	19	C2	Steve TANDY	Jaguar E-Type	1:42.106	9	13	10.612	0.445	79.29
23	64	SRA	Bob GILBERT	Lister Jaguar	1:42.288	3	10	10.794	0.182	79.15
24	5	C2	Michael MOORE	Jaguar E-Type	1:42.378	3	15	10.884	0.090	79.08
25	10	SRA	Phil BENNETT	Lister Jaguar	1:43.086	11	17	11.592	0.708	78.53
26	55	C2	CASTALDINI/CASTALDINI	Jaguar E Type	1:43.800	3	15	12.306	0.714	77.99
27	88	D	Jeffrey PATTINSON	Ford Mustang 350GT	1:44.079	11	16	12.585	0.279	77.79
28	80	SRA	Terry HEFTY	Cooper Monaco	1:44.101	8	17	12.607	0.022	77.77
29	21	B2	Robert BARRIE	Porsche 911	1:47.111	13	15	15.617	3.010	75.58
30	22	B2	Stuart LAWSON	Porsche 911	1:52.464	9	13	20.970	5.353	71.99
31	47	B2	SURTEES/GIBSON	MGB	1:56.766	2	14	25.272	4.302	69.33
32	99	B2	SEARS/BELL	MGB	1:57.055	12	14	25.561	0.289	69.16
33	32	D	WROE/HOWE	TVR Griffith	1:59.741	1	1	28.247	2.686	67.61
34	45	B2	CHILDS/OVERTON	Porsche 356A	2:00.189	13	14	28.695	0.448	67.36
35	38	B2	Ian CONWAY	MGB	2:01.278	10	11	29.784	1.089	66.75
36	46	C2	CHASE-GARDENER/ALLEN	Aston Martin DB2	2:01.748	3	14	30.254	0.470	66.50
37	18	B3	Andrew SOMERVILLE	Triumph TR4	2:02.685	3	9	31.191	0.937	65.99

Weather / Track : Cloudy / Dry

These results are provisional until the conclusion of any judicial and technical matters.

Silverstone International
Circuit Length = 2.2490 miles
Start: 10:14 End: 10:46

Clerk of Course :	Timekeeper :
-------------------	--------------

HSCC Guards Trophy

QUALIFYING RACE 3 - LAP ANALYSIS

2	Stuart TIZZARD		Lenham Spider			
1 -	1:49.158	+ 16.317	10:16:54.895	8 -	1:32.841	10:28:05.904
2 -	1:38.923	+ 6.082	10:18:33.818	9 -	1:34.888	+ 2.047
3 -	1:35.713	+ 2.872	10:20:09.531	10 -	1:35.882	+ 3.041
4 -	1:36.416	+ 3.575	10:21:45.947	11 -	1:40.333	+ 7.492
5 -	1:35.579	+ 2.738	10:23:21.526	12 -	1:35.032	+ 2.191
6 -	1:35.276	+ 2.435	10:24:56.802	13 -	2:29.598 P	+ 56.757
7 -	1:36.261	+ 3.420	10:26:33.063			
5	Michael MOORE		Jaguar E-Type			
1 -	1:52.539	+ 10.161	10:16:40.463	9 -	3:16.923	+ 1:34.545
2 -	1:44.357	+ 1.979	10:18:24.820	10 -	1:44.791	+ 2.413
3 -	1:42.378		10:20:07.198	11 -	1:44.249	+ 1.871
4 -	1:44.233	+ 1.855	10:21:51.431	12 -	1:43.045	+ 0.667
5 -	1:43.174	+ 0.796	10:23:34.605	13 -	1:43.504	+ 1.126
6 -	1:44.298	+ 1.920	10:25:18.903	14 -	2:21.814 P	+ 39.436
7 -	1:44.083	+ 1.705	10:27:02.986	15 -	2:51.781	+ 1:09.403
8 -	2:03.907 P	+ 21.529	10:29:06.893			
8	Oliver BRYANT		AC Cobra			
1 -	2:10.261	+ 33.594	10:17:12.086	8 -	1:38.711	+ 2.044
2 -	1:57.849	+ 21.182	10:19:09.935	9 -	1:39.602	+ 2.935
3 -	1:51.813	+ 15.146	10:21:01.748	10 -	1:36.667	
4 -	1:37.113	+ 0.446	10:22:38.861	11 -	1:36.993	+ 0.326
5 -	2:02.820 P	+ 26.153	10:24:41.681	12 -	1:36.932	+ 0.265
6 -	4:27.690	+ 2:51.023	10:29:09.371	13 -	1:56.225 P	+ 19.558
7 -	1:38.320	+ 1.653	10:30:47.691	14 -	4:12.722	+ 2:36.055
10	Phil BENNETT		Lister Jaguar			
1 -	1:51.661	+ 8.575	10:16:43.081	10 -	1:44.242	+ 1.156
2 -	1:44.052	+ 0.966	10:18:27.133	11 -	1:43.086	
3 -	1:44.590	+ 1.504	10:20:11.723	12 -	1:48.676	+ 5.590
4 -	1:45.642	+ 2.556	10:21:57.365	13 -	1:47.097	+ 4.011
5 -	1:47.137	+ 4.051	10:23:44.502	14 -	1:51.166	+ 8.080
6 -	1:45.307	+ 2.221	10:25:29.809	15 -	1:48.164	+ 5.078
7 -	1:46.938	+ 3.852	10:27:16.747	16 -	1:45.911	+ 2.825
8 -	1:45.906	+ 2.820	10:29:02.653	17 -	1:46.853	+ 3.767
9 -	1:46.268	+ 3.182	10:30:48.921			
11	Andy SHEPHERD		Lotus 23C			
1 -	2:05.776	+ 24.673	10:17:23.111	6 -	1:42.512	+ 1.409
2 -	1:48.283	+ 7.180	10:19:11.394	7 -	1:43.748	+ 2.645
3 -	1:43.773	+ 2.670	10:20:55.167	8 -	1:43.138	+ 2.035
4 -	1:41.103		10:22:36.270	9 -	1:43.469	+ 2.366
5 -	1:42.635	+ 1.532	10:24:18.905	10 -	2:36.866 P	+ 55.763
14	GODDARD/ATKINSON		Piper			
1 -	1:51.744	+ 11.248	10:16:54.486	9 -	1:40.496	10:32:44.640
2 -	1:48.418	+ 7.922	10:18:42.904	10 -	1:40.957	+ 0.461
3 -	1:44.823	+ 4.327	10:20:27.727	11 -	1:40.786	+ 0.290
4 -	1:42.295	+ 1.799	10:22:10.022	12 -	1:44.470	+ 3.974
5 -	1:53.907 P	+ 13.411	10:24:03.929	13 -	1:40.700	+ 0.204
6 -	3:33.916	+ 1:53.420	10:27:37.845	14 -	1:40.544	+ 0.048
7 -	1:43.373	+ 2.877	10:29:21.218	15 -	1:40.630	+ 0.134
8 -	1:42.926	+ 2.430	10:31:04.144	16 -	1:40.592	+ 0.096
18	Andrew SOMERVILLE		Triumph TR4			
1 -	2:04.901	+ 2.216	10:17:32.384	6 -	2:02.867	+ 0.182
2 -	2:04.647	+ 1.962	10:19:37.031	7 -	2:02.698	+ 0.013
3 -	2:02.685		10:21:39.716	8 -	2:06.768	+ 4.083
4 -	2:04.946	+ 2.261	10:23:44.662	9 -	2:26.230 P	+ 23.545
5 -	2:04.666	+ 1.981	10:25:49.328			

Silverstone International
Circuit Length = 2.2490 miles
Start: 10:14 End: 10:46

Weather / Track : Cloudy / Dry

HSCC Guards Trophy

QUALIFYING RACE 3 - LAP ANALYSIS

19	Steve TANDY		Jaguar E-Type				
1 -	1:55.572	+ 13.466	10:17:09.064	8 -	4:41.912	+ 2:59.806	10:32:35.804
2 -	1:46.000	+ 3.894	10:18:55.064	9 -	1:42.106		10:34:17.910
3 -	1:46.342	+ 4.236	10:20:41.406	10 -	1:44.987	+ 2.881	10:36:02.897
4 -	1:43.525	+ 1.419	10:22:24.931	11 -	1:42.522	+ 0.416	10:37:45.419
5 -	1:44.509	+ 2.403	10:24:09.440	12 -	1:57.667 P	+ 15.561	10:39:43.086
6 -	1:43.380	+ 1.274	10:25:52.820	13 -	4:48.677	+ 3:06.571	10:44:31.763
7 -	2:01.072 P	+ 18.966	10:27:53.892				
21	Robert BARRIE		Porsche 911				
1 -	1:55.912	+ 8.801	10:17:18.250	9 -	1:47.416	+ 0.305	10:33:51.876
2 -	1:49.477	+ 2.366	10:19:07.727	10 -	1:47.728	+ 0.617	10:35:39.604
3 -	1:47.387	+ 0.276	10:20:55.114	11 -	1:47.208	+ 0.097	10:37:26.812
4 -	1:58.533 P	+ 11.422	10:22:53.647	12 -	1:47.671	+ 0.560	10:39:14.483
5 -	3:45.146	+ 1:58.035	10:26:38.793	13 -	1:47.111		10:41:01.594
6 -	1:48.258	+ 1.147	10:28:27.051	14 -	1:48.000	+ 0.889	10:42:49.594
7 -	1:49.988	+ 2.877	10:30:17.039	15 -	1:47.566	+ 0.455	10:44:37.160
8 -	1:47.421	+ 0.310	10:32:04.460				
22	Stuart LAWSON		Porsche 911				
1 -	2:04.530	+ 12.066	10:17:25.620	8 -	1:56.170	+ 3.706	10:35:07.996
2 -	1:57.826	+ 5.362	10:19:23.446	9 -	1:52.464		10:37:00.460
3 -	1:57.341	+ 4.877	10:21:20.787	10 -	2:59.099	+ 1:06.635	10:39:59.559
4 -	1:54.226	+ 1.762	10:23:15.013	11 -	1:55.206	+ 2.742	10:41:54.765
5 -	1:55.717	+ 3.253	10:25:10.730	12 -	1:56.616	+ 4.152	10:43:51.381
6 -	2:14.921 P	+ 22.457	10:27:25.651	13 -	1:55.574	+ 3.110	10:45:46.955
7 -	5:46.175	+ 3:53.711	10:33:11.826				
24	TICE/CONOLEY		Marcos 1800GT				
1 -	1:53.571	+ 12.287	10:17:02.776	9 -	1:42.397	+ 1.113	10:30:47.613
2 -	1:45.138	+ 3.854	10:18:47.914	10 -	1:57.963 P	+ 16.679	10:32:45.576
3 -	1:42.814	+ 1.530	10:20:30.728	11 -	3:21.106	+ 1:39.822	10:36:06.682
4 -	1:42.948	+ 1.664	10:22:13.676	12 -	1:45.203	+ 3.919	10:37:51.885
5 -	1:42.457	+ 1.173	10:23:56.133	13 -	1:43.167	+ 1.883	10:39:35.052
6 -	1:43.987	+ 2.703	10:25:40.120	14 -	1:43.616	+ 2.332	10:41:18.668
7 -	1:42.591	+ 1.307	10:27:22.711	15 -	1:41.718	+ 0.434	10:43:00.386
8 -	1:42.505	+ 1.221	10:29:05.216	16 -	1:41.284		10:44:41.670
25	HIBBERD/HIBBERD		Lotus 23B				
1 -	1:58.798	+ 18.500	10:17:20.160	9 -	3:02.098	+ 1:21.800	10:32:41.463
2 -	1:48.929	+ 8.631	10:19:09.089	10 -	1:46.273	+ 5.975	10:34:27.736
3 -	1:41.050	+ 0.752	10:20:50.139	11 -	1:41.481	+ 1.183	10:36:09.217
4 -	1:41.858	+ 1.560	10:22:31.997	12 -	1:43.154	+ 2.856	10:37:52.371
5 -	1:49.582	+ 9.284	10:24:21.579	13 -	1:44.021	+ 3.723	10:39:36.392
6 -	1:45.917	+ 5.619	10:26:07.496	14 -	2:06.044 P	+ 25.746	10:41:42.436
7 -	1:40.298		10:27:47.794	15 -	3:45.034	+ 2:04.736	10:45:27.470
8 -	1:51.571 P	+ 11.273	10:29:39.365				
32	WROE/HOWE		TVR Griffith				
1 -	1:59.741		10:17:26.208				
37	JONES/JONES		Chevron B8				
1 -	1:54.161	+ 16.604	10:17:14.106	9 -	1:46.106	+ 8.549	10:34:53.914
2 -	1:42.940	+ 5.383	10:18:57.046	10 -	1:47.274	+ 9.717	10:36:41.188
3 -	1:38.128	+ 0.571	10:20:35.174	11 -	1:46.256	+ 8.699	10:38:27.444
4 -	1:40.812	+ 3.255	10:22:15.986	12 -	1:46.228	+ 8.671	10:40:13.672
5 -	1:37.557		10:23:53.543	13 -	1:45.978	+ 8.421	10:41:59.650
6 -	1:38.687	+ 1.130	10:25:32.230	14 -	1:52.016	+ 14.459	10:43:51.666
7 -	1:48.889 P	+ 11.332	10:27:21.119	15 -	1:51.996	+ 14.439	10:45:43.662
8 -	5:46.689	+ 4:09.132	10:33:07.808				
38	Ian CONWAY		MGB				
1 -	2:12.276	+ 10.998	10:17:22.603	7 -	2:03.411	+ 2.133	10:29:46.649

Silverstone International
Circuit Length = 2.2490 miles
Start: 10:14 End: 10:46

Weather / Track : Cloudy / Dry

HSCC Guards Trophy

QUALIFYING RACE 3 - LAP ANALYSIS

2 -	2:07.202	+ 5.924	10:19:29.805	8 -	2:01.870	+ 0.592	10:31:48.519
3 -	2:03.485	+ 2.207	10:21:33.290	9 -	2:04.156	+ 2.878	10:33:52.675
4 -	2:04.178	+ 2.900	10:23:37.468	10 -	2:01.278		10:35:53.953
5 -	2:02.343	+ 1.065	10:25:39.811	11 -	2:26.209 P	+ 24.931	10:38:20.162
6 -	2:03.427	+ 2.149	10:27:43.238				
41	Gareth JACKSON			Nerus Silhouette			
1 -	1:47.641	+ 9.389	10:17:17.362	6 -	1:40.210	+ 1.958	10:25:40.258
2 -	1:41.350	+ 3.098	10:18:58.712	7 -	1:39.640	+ 1.388	10:27:19.898
3 -	1:42.127	+ 3.875	10:20:40.839	8 -	1:41.062	+ 2.810	10:29:00.960
4 -	1:38.642	+ 0.390	10:22:19.481	9 -	1:38.252		10:30:39.212
5 -	1:40.567	+ 2.315	10:24:00.048	10 -	2:16.737 P	+ 38.485	10:32:55.949
42	LEIGHTON/TAYLOR			Chevron B8			
1 -	1:50.181	+ 13.554	10:17:03.589	7 -	1:38.036	+ 1.409	10:27:00.302
2 -	1:41.334	+ 4.707	10:18:44.923	8 -	1:37.879	+ 1.252	10:28:38.181
3 -	1:40.810	+ 4.183	10:20:25.733	9 -	1:38.049	+ 1.422	10:30:16.230
4 -	1:38.845	+ 2.218	10:22:04.578	10 -	1:36.627		10:31:52.857
5 -	1:38.755	+ 2.128	10:23:43.333	11 -	1:53.642 P	+ 17.015	10:33:46.499
6 -	1:38.933	+ 2.306	10:25:22.266				
45	CHILDS/OVERTON			Porsche 356A			
1 -	2:09.098	+ 8.909	10:17:40.824	8 -	3:30.771	+ 1:30.582	10:33:54.144
2 -	2:03.575	+ 3.386	10:19:44.399	9 -	2:02.850	+ 2.661	10:35:56.994
3 -	2:03.987	+ 3.798	10:21:48.386	10 -	2:03.895	+ 3.706	10:38:00.889
4 -	2:04.720	+ 4.531	10:23:53.106	11 -	2:05.067	+ 4.878	10:40:05.956
5 -	2:05.639	+ 5.450	10:25:58.745	12 -	2:02.539	+ 2.350	10:42:08.495
6 -	2:02.464	+ 2.275	10:28:01.209	13 -	2:00.189		10:44:08.684
7 -	2:22.164 P	+ 21.975	10:30:23.373	14 -	2:00.371	+ 0.182	10:46:09.055
46	CHASE-GARDENER/ALLEN			Aston Martin DB2			
1 -	2:06.522	+ 4.774	10:17:05.849	8 -	2:06.047	+ 4.299	10:33:32.199
2 -	2:04.597	+ 2.849	10:19:10.446	9 -	2:01.961	+ 0.213	10:35:34.160
3 -	2:01.748		10:21:12.194	10 -	2:03.492	+ 1.744	10:37:37.652
4 -	2:02.623	+ 0.875	10:23:14.817	11 -	2:06.842	+ 5.094	10:39:44.494
5 -	2:27.070 P	+ 25.322	10:25:41.887	12 -	2:02.483	+ 0.735	10:41:46.977
6 -	3:33.605	+ 1:31.857	10:29:15.492	13 -	2:02.389	+ 0.641	10:43:49.366
7 -	2:10.660	+ 8.912	10:31:26.152	14 -	2:04.791	+ 3.043	10:45:54.157
47	SURTEES/GIBSON			MGB			
1 -	1:57.793	+ 1.027	10:17:25.765	8 -	2:10.369	+ 13.603	10:33:35.976
2 -	1:56.766		10:19:22.531	9 -	2:05.863	+ 9.097	10:35:41.839
3 -	2:01.447	+ 4.681	10:21:23.978	10 -	2:05.710	+ 8.944	10:37:47.549
4 -	2:02.535 P	+ 5.769	10:23:26.513	11 -	2:05.138	+ 8.372	10:39:52.687
5 -	3:33.851	+ 1:37.085	10:27:00.364	12 -	2:02.857	+ 6.091	10:41:55.544
6 -	2:11.727	+ 14.961	10:29:12.091	13 -	2:03.403	+ 6.637	10:43:58.947
7 -	2:13.516	+ 16.750	10:31:25.607	14 -	2:03.624	+ 6.858	10:46:02.571
49	SCHRYVER/SCHRYVER			Chevron B6			
1 -	1:47.859	+ 16.365	10:16:53.914	10 -	2:52.922	+ 1:21.428	10:32:46.265
2 -	1:36.122	+ 4.628	10:18:30.036	11 -	1:33.016	+ 1.522	10:34:19.281
3 -	1:38.390	+ 6.896	10:20:08.426	12 -	1:35.618	+ 4.124	10:35:54.899
4 -	1:37.714	+ 6.220	10:21:46.140	13 -	1:33.496	+ 2.002	10:37:28.395
5 -	1:36.760	+ 5.266	10:23:22.900	14 -	1:31.494		10:38:59.889
6 -	1:34.015	+ 2.521	10:24:56.915	15 -	1:35.565	+ 4.071	10:40:35.454
7 -	1:33.976	+ 2.482	10:26:30.891	16 -	1:31.658	+ 0.164	10:42:07.112
8 -	1:32.840	+ 1.346	10:28:03.731	17 -	1:49.538 P	+ 18.044	10:43:56.650
9 -	1:49.612 P	+ 18.118	10:29:53.343				
53	PEARSON/PEARSON			Jaguar E-Type			
1 -	1:55.012	+ 13.351	10:16:58.500	8 -	3:10.428	+ 1:28.767	10:30:51.431
2 -	1:46.801	+ 5.140	10:18:45.301	9 -	1:43.409	+ 1.748	10:32:34.840
3 -	1:46.768	+ 5.107	10:20:32.069	10 -	1:41.661		10:34:16.501
4 -	1:44.206	+ 2.545	10:22:16.275	11 -	1:42.930	+ 1.269	10:35:59.431

Silverstone International
Circuit Length = 2.2490 miles
Start: 10:14 End: 10:46

Weather / Track : Cloudy / Dry

HSCC Guards Trophy

QUALIFYING RACE 3 - LAP ANALYSIS

5 -	1:43.607	+ 1.946	10:23:59.882	12 -	1:42.774	+ 1.113	10:37:42.205
6 -	1:44.911	+ 3.250	10:25:44.793	13 -	1:59.012 P	+ 17.351	10:39:41.217
7 -	1:56.210 P	+ 14.549	10:27:41.003				
54	Robert SHAW			Chevron B8			
1 -	1:48.786	+ 16.602	10:17:09.299	10 -	1:33.841	+ 1.657	10:34:18.019
2 -	1:37.852	+ 5.668	10:18:47.151	11 -	1:35.905	+ 3.721	10:35:53.924
3 -	1:40.277	+ 8.093	10:20:27.428	12 -	1:33.345	+ 1.161	10:37:27.269
4 -	1:33.740	+ 1.556	10:22:01.168	13 -	1:32.270	+ 0.086	10:38:59.539
5 -	1:35.535	+ 3.351	10:23:36.703	14 -	1:33.208	+ 1.024	10:40:32.747
6 -	2:21.424 P	+ 49.240	10:25:58.127	15 -	1:36.624	+ 4.440	10:42:09.371
7 -	3:38.900	+ 2:06.716	10:29:37.027	16 -	1:34.883	+ 2.699	10:43:44.254
8 -	1:33.174	+ 0.990	10:31:10.201	17 -	1:32.184		10:45:16.438
9 -	1:33.977	+ 1.793	10:32:44.178				
55	CASTALDINI/CASTALDINI			Jaguar E Type			
1 -	1:48.957	+ 5.157	10:16:41.699	9 -	1:48.293	+ 4.493	10:34:15.724
2 -	1:44.070	+ 0.270	10:18:25.769	10 -	1:50.433	+ 6.633	10:36:06.157
3 -	1:43.800		10:20:09.569	11 -	1:50.735	+ 6.935	10:37:56.892
4 -	2:03.880 P	+ 20.080	10:22:13.449	12 -	1:50.501	+ 6.701	10:39:47.393
5 -	3:51.890 P	+ 2:08.090	10:26:05.339	13 -	1:48.453	+ 4.653	10:41:35.846
6 -	2:34.344	+ 50.544	10:28:39.683	14 -	1:45.951	+ 2.151	10:43:21.797
7 -	1:53.606	+ 9.806	10:30:33.289	15 -	1:46.533	+ 2.733	10:45:08.330
8 -	1:54.142	+ 10.342	10:32:27.431				
61	Joe WARD			Chevron B8			
1 -	1:51.861	+ 16.881	10:17:09.554	9 -	1:37.256	+ 2.276	10:30:13.959
2 -	1:37.900	+ 2.920	10:18:47.454	10 -	1:34.980		10:31:48.939
3 -	1:39.299	+ 4.319	10:20:26.753	11 -	1:35.680	+ 0.700	10:33:24.619
4 -	1:36.821	+ 1.841	10:22:03.574	12 -	1:48.150 P	+ 13.170	10:35:12.769
5 -	1:37.859	+ 2.879	10:23:41.433	13 -	4:42.403	+ 3:07.423	10:39:55.172
6 -	1:38.281	+ 3.301	10:25:19.714	14 -	1:39.532	+ 4.552	10:41:34.704
7 -	1:40.122	+ 5.142	10:26:59.836	15 -	1:35.283	+ 0.303	10:43:09.987
8 -	1:36.867	+ 1.887	10:28:36.703	16 -	1:35.182	+ 0.202	10:44:45.169
64	Bob GILBERT			Lister Jaguar			
1 -	1:48.423	+ 6.135	10:16:38.854	6 -	1:42.691	+ 0.403	10:25:15.957
2 -	1:43.622	+ 1.334	10:18:22.476	7 -	1:43.702	+ 1.414	10:26:59.659
3 -	1:42.288		10:20:04.764	8 -	1:43.352	+ 1.064	10:28:43.011
4 -	1:43.693	+ 1.405	10:21:48.457	9 -	1:43.823	+ 1.535	10:30:26.834
5 -	1:44.809	+ 2.521	10:23:33.266	10 -	2:06.620 P	+ 24.332	10:32:33.454
66	THOMPSON/MCCLURG			Chevron B6			
1 -	1:47.993	+ 12.858	10:16:36.456	10 -	1:45.075	+ 9.940	10:32:59.312
2 -	1:36.932	+ 1.797	10:18:13.388	11 -	1:38.370	+ 3.235	10:34:37.682
3 -	1:35.204	+ 0.069	10:19:48.592	12 -	1:48.463	+ 13.328	10:36:26.145
4 -	1:35.870	+ 0.735	10:21:24.462	13 -	1:41.177	+ 6.042	10:38:07.322
5 -	1:35.135		10:22:59.597	14 -	1:46.239	+ 11.104	10:39:53.561
6 -	1:35.373	+ 0.238	10:24:34.970	15 -	1:42.274	+ 7.139	10:41:35.835
7 -	1:35.670	+ 0.535	10:26:10.640	16 -	1:40.270	+ 5.135	10:43:16.105
8 -	1:52.415 P	+ 17.280	10:28:03.055	17 -	1:40.105	+ 4.970	10:44:56.210
9 -	3:11.182	+ 1:36.047	10:31:14.237				
67	SMITH/EVANS			Marcos 1800 GT			
1 -	1:53.544	+ 12.551	10:16:39.336	10 -	1:44.185	+ 3.192	10:33:47.305
2 -	1:43.718	+ 2.725	10:18:23.054	11 -	1:45.094	+ 4.101	10:35:32.399
3 -	1:42.208	+ 1.215	10:20:05.262	12 -	1:42.712	+ 1.719	10:37:15.111
4 -	1:45.125	+ 4.132	10:21:50.387	13 -	1:44.397	+ 3.404	10:38:59.508
5 -	1:48.181	+ 7.188	10:23:38.568	14 -	1:42.113	+ 1.120	10:40:41.621
6 -	1:40.993		10:25:19.561	15 -	1:44.199	+ 3.206	10:42:25.820
7 -	1:57.615 P	+ 16.622	10:27:17.176	16 -	1:43.134	+ 2.141	10:44:08.954
8 -	3:00.949	+ 1:19.956	10:30:18.125	17 -	1:42.806	+ 1.813	10:45:51.760
9 -	1:44.995	+ 4.002	10:32:03.120				

Silverstone International
Circuit Length = 2.2490 miles
Start: 10:14 End: 10:46

Weather / Track : Cloudy / Dry

HSCC Guards Trophy

QUALIFYING RACE 3 - LAP ANALYSIS

70	Clive WILSON			Elva Mk7			
1 -	1:57.140	+ 15.519	10:17:13.896	10 -	1:46.521	+ 4.900	10:33:01.259
2 -	1:50.229	+ 8.608	10:19:04.125	11 -	1:42.182	+ 0.561	10:34:43.441
3 -	1:45.855	+ 4.234	10:20:49.980	12 -	1:41.972	+ 0.351	10:36:25.413
4 -	1:44.157	+ 2.536	10:22:34.137	13 -	1:43.868	+ 2.247	10:38:09.281
5 -	1:44.470	+ 2.849	10:24:18.607	14 -	1:45.340	+ 3.719	10:39:54.621
6 -	1:44.784	+ 3.163	10:26:03.391	15 -	1:45.246	+ 3.625	10:41:39.867
7 -	1:47.185	+ 5.564	10:27:50.576	16 -	1:43.018	+ 1.397	10:43:22.885
8 -	1:42.541	+ 0.920	10:29:33.117	17 -	1:42.390	+ 0.769	10:45:05.275
9 -	1:41.621		10:31:14.738				
72	Jamie BOOT			TVR Griffith 400			
1 -	1:54.649	+ 16.337	10:17:16.639	10 -	1:39.291	+ 0.979	10:32:25.710
2 -	1:48.475	+ 10.163	10:19:05.114	11 -	1:39.628	+ 1.316	10:34:05.338
3 -	1:43.787	+ 5.475	10:20:48.901	12 -	1:42.018	+ 3.706	10:35:47.356
4 -	1:39.735	+ 1.423	10:22:28.636	13 -	1:46.736	+ 8.424	10:37:34.092
5 -	1:40.316	+ 2.004	10:24:08.952	14 -	1:39.538	+ 1.226	10:39:13.630
6 -	1:39.139	+ 0.827	10:25:48.091	15 -	1:38.835	+ 0.523	10:40:52.465
7 -	1:40.316	+ 2.004	10:27:28.407	16 -	1:38.930	+ 0.618	10:42:31.395
8 -	1:38.312		10:29:06.719	17 -	2:18.929 P	+ 40.617	10:44:50.324
9 -	1:39.700	+ 1.388	10:30:46.419				
77	Dean MEILING			Elva Mk7S			
1 -	1:55.834	+ 15.071	10:17:06.365	10 -	1:40.846	+ 0.083	10:32:49.809
2 -	1:46.432	+ 5.669	10:18:52.797	11 -	1:41.607	+ 0.844	10:34:31.416
3 -	1:44.484	+ 3.721	10:20:37.281	12 -	1:43.738	+ 2.975	10:36:15.154
4 -	1:43.759	+ 2.996	10:22:21.040	13 -	1:42.751	+ 1.988	10:37:57.905
5 -	1:43.579	+ 2.816	10:24:04.619	14 -	1:45.552	+ 4.789	10:39:43.457
6 -	1:47.749	+ 6.986	10:25:52.368	15 -	1:42.990	+ 2.227	10:41:26.447
7 -	1:48.886	+ 8.123	10:27:41.254	16 -	1:41.401	+ 0.638	10:43:07.848
8 -	1:41.802	+ 1.039	10:29:23.056	17 -	1:40.763		10:44:48.611
9 -	1:45.907	+ 5.144	10:31:08.963				
78	COTTINGHAM/COTTINGHAM			Chevron B8			
1 -	1:45.015	+ 12.533	10:16:55.369	10 -	1:33.795	+ 1.313	10:32:12.779
2 -	1:40.493	+ 8.011	10:18:35.862	11 -	1:33.581	+ 1.099	10:33:46.360
3 -	1:35.020	+ 2.538	10:20:10.882	12 -	1:32.767	+ 0.285	10:35:19.127
4 -	1:39.184	+ 6.702	10:21:50.066	13 -	1:32.482		10:36:51.609
5 -	1:34.272	+ 1.790	10:23:24.338	14 -	1:33.344	+ 0.862	10:38:24.953
6 -	1:32.865	+ 0.383	10:24:57.203	15 -	1:35.942	+ 3.460	10:40:00.895
7 -	1:44.032 P	+ 11.550	10:26:41.235	16 -	1:33.970	+ 1.488	10:41:34.865
8 -	2:25.100	+ 52.618	10:29:06.335	17 -	1:33.096	+ 0.614	10:43:07.961
9 -	1:32.649	+ 0.167	10:30:38.984	18 -	1:32.581	+ 0.099	10:44:40.542
80	Terry HEFTY			Cooper Monaco			
1 -	1:55.741	+ 11.640	10:16:52.993	10 -	1:47.917	+ 3.816	10:33:12.337
2 -	1:50.548	+ 6.447	10:18:43.541	11 -	1:45.435	+ 1.334	10:34:57.772
3 -	1:47.035	+ 2.934	10:20:30.576	12 -	1:44.262	+ 0.161	10:36:42.034
4 -	1:47.939	+ 3.838	10:22:18.515	13 -	1:46.832	+ 2.731	10:38:28.866
5 -	1:45.072	+ 0.971	10:24:03.587	14 -	1:46.156	+ 2.055	10:40:15.022
6 -	1:48.527	+ 4.426	10:25:52.114	15 -	1:45.657	+ 1.556	10:42:00.679
7 -	1:46.731	+ 2.630	10:27:38.845	16 -	1:49.634	+ 5.533	10:43:50.313
8 -	1:44.101		10:29:22.946	17 -	1:46.031	+ 1.930	10:45:36.344
9 -	2:01.474	+ 17.373	10:31:24.420				
81	Roger WILLS			Elva Mk7			
1 -	1:52.670	+ 18.756	10:16:55.019	8 -	1:33.914		10:28:11.742
2 -	1:40.123	+ 6.209	10:18:35.142	9 -	1:34.948	+ 1.034	10:29:46.690
3 -	1:35.586	+ 1.672	10:20:10.728	10 -	1:35.334	+ 1.420	10:31:22.024
4 -	1:39.978	+ 6.064	10:21:50.706	11 -	1:36.594	+ 2.680	10:32:58.618
5 -	1:37.999	+ 4.085	10:23:28.705	12 -	1:35.376	+ 1.462	10:34:33.994
6 -	1:34.025	+ 0.111	10:25:02.730	13 -	1:34.765	+ 0.851	10:36:08.759
7 -	1:35.098	+ 1.184	10:26:37.828	14 -	1:59.544 P	+ 25.630	10:38:08.303

Silverstone International
Circuit Length = 2.2490 miles
Start: 10:14 End: 10:46

Weather / Track : Cloudy / Dry

HSCC Guards Trophy

QUALIFYING RACE 3 - LAP ANALYSIS

88		Jeffrey PATTINSON		Ford Mustang 350GT			
1 -	1:55.720	+ 11.641	10:16:51.993	9 -	2:50.246	+ 1:06.167	10:32:26.225
2 -	1:49.001	+ 4.922	10:18:40.994	10 -	1:44.700	+ 0.621	10:34:10.925
3 -	1:48.924	+ 4.845	10:20:29.918	11 -	1:44.079		10:35:55.004
4 -	1:45.512	+ 1.433	10:22:15.430	12 -	1:44.214	+ 0.135	10:37:39.218
5 -	1:47.433	+ 3.354	10:24:02.863	13 -	1:46.221	+ 2.142	10:39:25.439
6 -	1:46.811	+ 2.732	10:25:49.674	14 -	2:11.655 P	+ 27.576	10:41:37.094
7 -	1:45.230	+ 1.151	10:27:34.904	15 -	2:33.061	+ 48.982	10:44:10.155
8 -	2:01.075 P	+ 16.996	10:29:35.979	16 -	1:45.723	+ 1.644	10:45:55.878
97		Andrew HILL		Chevron B8			
1 -	1:50.916	+ 13.938	10:17:02.877	7 -	1:38.137	+ 1.159	10:26:57.845
2 -	1:42.537	+ 5.559	10:18:45.414	8 -	1:37.587	+ 0.609	10:28:35.432
3 -	1:40.502	+ 3.524	10:20:25.916	9 -	1:37.807	+ 0.829	10:30:13.239
4 -	1:37.212	+ 0.234	10:22:03.128	10 -	1:36.978		10:31:50.217
5 -	1:37.533	+ 0.555	10:23:40.661	11 -	1:37.373	+ 0.395	10:33:27.590
6 -	1:39.047	+ 2.069	10:25:19.708	12 -	1:56.593 P	+ 19.615	10:35:24.183
99		SEARS/BELL		MGB			
1 -	2:08.993	+ 11.938	10:17:38.440	8 -	3:22.286	+ 1:25.231	10:34:07.568
2 -	2:04.566	+ 7.511	10:19:43.006	9 -	1:57.267	+ 0.212	10:36:04.835
3 -	2:10.794	+ 13.739	10:21:53.800	10 -	1:58.494	+ 1.439	10:38:03.329
4 -	2:16.061	+ 19.006	10:24:09.861	11 -	2:01.563	+ 4.508	10:40:04.892
5 -	2:08.311	+ 11.256	10:26:18.172	12 -	1:57.055		10:42:01.947
6 -	2:07.364	+ 10.309	10:28:25.536	13 -	1:58.360	+ 1.305	10:44:00.307
7 -	2:19.746 P	+ 22.691	10:30:45.282	14 -	1:58.472	+ 1.417	10:45:58.779

HSCC Guards Trophy

RACE 3 - GRID

ROW 19	2:02.685	18 Andrew SOMERVILLE	
ROW 18	2:01.278	38 Ian CONWAY	2:01.748
ROW 17	1:59.741	32 WROE/HOWE	2:00.189
ROW 16	1:56.766	47 SURTEES/GIBSON	1:57.055
ROW 15	1:47.111	21 Robert BARRIE	1:52.464
ROW 14	1:44.079	88 Jeffrey PATTINSON	1:44.101
ROW 13	1:43.086	10 Phil BENNETT	1:43.800
ROW 12	1:42.288	64 Bob GILBERT	1:42.378
ROW 11	1:41.661	53 PEARSON/PEARSON	1:42.106
ROW 10	1:41.284	24 TICE/CONOLEY	1:41.621
ROW 9	1:40.993	67 SMITH/EVANS	1:41.103
ROW 8	1:40.496	14 GODDARD/ATKINSON	1:40.763
ROW 7	1:38.312	72 Jamie BOOT	1:40.298
ROW 6	1:37.557	37 JONES/JONES	1:38.252
ROW 5	1:36.667	8 Oliver BRYANT	1:36.978
ROW 4	1:35.135	66 THOMPSON/MCCLURG	1:36.627
ROW 3	1:33.914	81 Roger WILLS	1:34.980
ROW 2	1:32.482	78 COTTINGHAM/COTTINGHAM	1:32.841
ROW 1	1:31.494	49 SCHRYVER/SCHRYVER	1:32.184

Pole

Silverstone International
Circuit Length = 2.2490 miles

Clerk of Course :

Timekeeper :

HSCC Classic Racing Cars

QUALIFYING RACE 4 - CLASSIFICATION

POS	NO	CL	NAME	ENTRY	TIME	ON	LAPS	GAP	DIFF	MPH
1	22	E2	Ian GRAY	Brabham BT16	1:32.706	9	9			87.33
2	51	E2	Antony ROSS	Lotus 59/69	1:34.245	9	9	1.539	1.539	85.90
3	30	E2	Richard KENDLE	Brabham BT21B	1:34.857	8	8	2.151	0.612	85.35
4	36	E2	Tony KEELE	Palliser WDB3	1:35.772	9	9	3.066	0.915	84.53
5	62	E2	Alasdair PIKE	Brabham BT21	1:37.878	6	8	5.172	2.106	82.71
6	25	E4	John COUNSELL	Brabham BT23C	1:38.699	8	8	5.993	0.821	82.03
7	38	F	Andrew GARSIDE	Elden Mk8	1:39.390	8	8	6.684	0.691	81.46
8	72	F	Amanda WHITAKER	Elden Mk8	1:39.908	8	8	7.202	0.518	81.03
9	23	D	Paul MCMORRAN	Crossle 17F	1:41.157	8	8	8.451	1.249	80.03
10	56	E2	Cliff GIDDENS	Brabham BT16	1:41.654	6	8	8.948	0.497	79.64
11	3	F	Chris ATKINSON	Merlyn Mk20	1:41.743	7	8	9.037	0.089	79.57
12	73	E2	John RAND	Palliser WDB2	1:41.833	8	8	9.127	0.090	79.50
13	26	D	Steven HART	Brabham BT15	1:41.943	3	7	9.237	0.110	79.42
14	28	D	Richard URWIN	Brabham BT28	1:42.880	8	8	10.174	0.937	78.69
15	81	D	Steve WILKINSON	Brabham BT21	1:44.951	8	8	12.245	2.071	77.14
16	32	E2	Julian JUDD	Jovis	1:46.237	7	7	13.531	1.286	76.21
17	17	D	Grant SAUNDERS	March 703	1:47.907	2	3	15.201	1.670	75.03
18	15	F	Gareth PAUL	Merlyn Mk17A	1:49.129	7	7	16.423	1.222	74.19
19	27	D	Peter WILLIAMS	Brabham BT15	1:52.523	7	7	19.817	3.394	71.95
20	55	F	Rachel ARNOLD	Merlyn Mk20	1:54.903	4	7	22.197	2.380	70.46
21	43	B	Geoff WILLIAMS	Lotus 22	2:00.208	7	7	27.502	5.305	67.35
22	42	D	Barrie PUSEY	Brabham BT21B	2:04.608	3	5	31.902	4.400	64.97
23	46	F	Richard BROMLEY	Merlyn Mk11A	2:08.789	5	6	36.083	4.181	62.86
24	35	D	David PULLEN	Chevron B17	2:17.366	2	4	44.660	8.577	58.94
25	8	INV	Ed COTTAM	Cooper Bristol	2:42.241	2	2	1:09.535	24.875	49.90
26	1	C	Anthony GODDARD	Merlyn Mk9	19:55.268	1	1	18:22.562	17:13.027	6.77

Car 73 - Transponder wiring fault - please contact Timekeepers

Weather / Track : Bright / Dry

These results are provisional until the conclusion of any judicial and technical matters.

Silverstone International
Circuit Length = 2.2490 miles
Start: 10:52 End: 11:26

Clerk of Course :	Timekeeper :
-------------------	--------------

HSCC Classic Racing Cars

QUALIFYING RACE 4 - LAP ANALYSIS

1	Anthony GODDARD		Merlyn Mk9				
1 -	19:55.268		11:13:03.310				
3	Chris ATKINSON		Merlyn Mk20				
1 -	19:52.176	+ 18:10.433	11:13:01.132	5 -	1:43.061	+ 1.318	11:19:57.685
2 -	1:42.945	+ 1.202	11:14:44.077	6 -	1:42.197	+ 0.454	11:21:39.882
3 -	1:42.926	+ 1.183	11:16:27.003	7 -	1:41.743		11:23:21.625
4 -	1:47.621	+ 5.878	11:18:14.624	8 -	1:42.375	+ 0.632	11:25:04.000
8	Ed COTTAM		Cooper Bristol				
1 -	20:26.046	+ 17:43.805	11:14:02.128	2 -	2:42.241 P		11:16:44.369
15	Gareth PAUL		Merlyn Mk17A				
1 -	20:10.646	+ 18:21.517	11:13:37.579	5 -	1:50.431	+ 1.302	11:21:13.549
2 -	1:59.960	+ 10.831	11:15:37.539	6 -	1:51.121	+ 1.992	11:23:04.670
3 -	1:55.884	+ 6.755	11:17:33.423	7 -	1:49.129		11:24:53.799
4 -	1:49.695	+ 0.566	11:19:23.118				
17	Grant SAUNDERS		March 703				
1 -	20:08.443	+ 18:20.536	11:12:53.692	3 -	2:11.477 P	+ 23.570	11:16:53.076
2 -	1:47.907		11:14:41.599				
22	Ian GRAY		Brabham BT16				
1 -	19:44.867	+ 18:12.161	11:12:38.675	6 -	1:35.782	+ 3.076	11:20:37.913
2 -	1:35.648	+ 2.942	11:14:14.323	7 -	1:32.764	+ 0.058	11:22:10.677
3 -	1:36.469	+ 3.763	11:15:50.792	8 -	1:34.017	+ 1.311	11:23:44.694
4 -	1:35.203	+ 2.497	11:17:25.995	9 -	1:32.706		11:25:17.400
5 -	1:36.136	+ 3.430	11:19:02.131				
23	Paul MCMORRAN		Crossle 17F				
1 -	20:01.452	+ 18:20.295	11:12:43.461	5 -	1:42.900	+ 1.743	11:19:37.983
2 -	1:44.316	+ 3.159	11:14:27.777	6 -	1:42.790	+ 1.633	11:21:20.773
3 -	1:41.972	+ 0.815	11:16:09.749	7 -	2:12.608	+ 31.451	11:23:33.381
4 -	1:45.334	+ 4.177	11:17:55.083	8 -	1:41.157		11:25:14.538
25	John COUNSELL		Brabham BT23C				
1 -	19:50.839	+ 18:12.140	11:12:50.989	5 -	1:42.769	+ 4.070	11:19:39.230
2 -	1:39.872	+ 1.173	11:14:30.861	6 -	1:39.903	+ 1.204	11:21:19.133
3 -	1:40.377	+ 1.678	11:16:11.238	7 -	1:39.283	+ 0.584	11:22:58.416
4 -	1:45.223	+ 6.524	11:17:56.461	8 -	1:38.699		11:24:37.115
26	Steven HART		Brabham BT15				
1 -	19:59.286	+ 18:17.343	11:12:42.051	5 -	1:43.073	+ 1.130	11:19:38.802
2 -	1:45.208	+ 3.265	11:14:27.259	6 -	1:43.360	+ 1.417	11:21:22.162
3 -	1:41.943		11:16:09.202	7 -	2:25.134 P	+ 43.191	11:23:47.296
4 -	1:46.527	+ 4.584	11:17:55.729				
27	Peter WILLIAMS		Brabham BT15				
1 -	20:20.774	+ 18:28.251	11:13:11.833	5 -	1:56.107	+ 3.584	11:21:01.863
2 -	2:00.371	+ 7.848	11:15:12.204	6 -	1:56.024	+ 3.501	11:22:57.887
3 -	1:56.352	+ 3.829	11:17:08.556	7 -	1:52.523		11:24:50.410
4 -	1:57.200	+ 4.677	11:19:05.756				
28	Richard URWIN		Brabham BT28				
1 -	20:01.684	+ 18:18.804	11:12:58.555	5 -	1:45.943	+ 3.063	11:19:56.863
2 -	1:44.429	+ 1.549	11:14:42.984	6 -	1:42.945	+ 0.065	11:21:39.808
3 -	1:43.420	+ 0.540	11:16:26.404	7 -	1:44.177	+ 1.297	11:23:23.985
4 -	1:44.516	+ 1.636	11:18:10.920	8 -	1:42.880		11:25:06.865
30	Richard KENDLE		Brabham BT21B				
1 -	19:44.649	+ 18:09.792	11:12:59.276	5 -	1:35.820	+ 0.963	11:19:29.907
2 -	1:38.625	+ 3.768	11:14:37.901	6 -	1:36.326	+ 1.469	11:21:06.233

Car 73 - Transponder wiring fault - please contact Timekeepers

Weather / Track : Bright / Dry

HSCC Classic Racing Cars

QUALIFYING RACE 4 - LAP ANALYSIS

3 -	1:36.093	+ 1.236	11:16:13.994	7 -	1:36.140	+ 1.283	11:22:42.373
4 -	1:40.093	+ 5.236	11:17:54.087	8 -	1:34.857		11:24:17.230
32	Julian JUDD			Jovis			
1 -	20:09.946	+ 18:23.709	11:13:34.391	5 -	1:47.658	+ 1.421	11:20:55.059
2 -	1:58.251	+ 12.014	11:15:32.642	6 -	1:49.207	+ 2.970	11:22:44.266
3 -	1:48.391	+ 2.154	11:17:21.033	7 -	1:46.237		11:24:30.503
4 -	1:46.368	+ 0.131	11:19:07.401				
35	David PULLEN			Chevron B17			
1 -	20:27.406	+ 18:10.040	11:13:48.058	3 -	2:20.006	+ 2.640	11:18:25.430
2 -	2:17.366		11:16:05.424	4 -	2:41.114 p	+ 23.748	11:21:06.544
36	Tony KEELE			Palliser WDB3			
1 -	20:04.386	+ 18:28.614	11:12:43.699	6 -	1:36.928	+ 1.156	11:20:52.633
2 -	1:38.458	+ 2.686	11:14:22.157	7 -	1:36.059	+ 0.287	11:22:28.692
3 -	1:37.407	+ 1.635	11:15:59.564	8 -	1:35.896	+ 0.124	11:24:04.588
4 -	1:37.942	+ 2.170	11:17:37.506	9 -	1:35.772		11:25:40.360
5 -	1:38.199	+ 2.427	11:19:15.705				
38	Andrew GARSIDE			Elden Mk8			
1 -	19:39.431	+ 18:00.041	11:13:05.434	5 -	1:41.847	+ 2.457	11:19:56.406
2 -	1:43.754	+ 4.364	11:14:49.188	6 -	1:39.753	+ 0.363	11:21:36.159
3 -	1:41.535	+ 2.145	11:16:30.723	7 -	1:41.180	+ 1.790	11:23:17.339
4 -	1:43.836	+ 4.446	11:18:14.559	8 -	1:39.390		11:24:56.729
42	Barrie PUSEY			Brabham BT21B			
1 -	20:11.144	+ 18:06.536	11:13:33.162	4 -	2:27.233 p	+ 22.625	11:20:15.330
2 -	2:10.327	+ 5.719	11:15:43.489	5 -	3:04.306 p	+ 59.698	11:23:19.636
3 -	2:04.608		11:17:48.097				
43	Geoff WILLIAMS			Lotus 22			
1 -	20:23.178	+ 18:22.970	11:13:50.724	5 -	2:00.215	+ 0.007	11:22:02.694
2 -	2:05.707	+ 5.499	11:15:56.431	6 -	2:00.905	+ 0.697	11:24:03.599
3 -	2:04.600	+ 4.392	11:18:01.031	7 -	2:00.208		11:26:03.807
4 -	2:01.448	+ 1.240	11:20:02.479				
46	Richard BROMLEY			Merlyn Mk11A			
1 -	20:31.077	+ 18:22.288	11:13:45.218	4 -	2:09.751	+ 0.962	11:20:26.780
2 -	2:17.217	+ 8.428	11:16:02.435	5 -	2:08.789		11:22:35.569
3 -	2:14.594	+ 5.805	11:18:17.029	6 -	2:09.458	+ 0.669	11:24:45.027
51	Antony ROSS			Lotus 59/69			
1 -	19:48.137	+ 18:13.892	11:12:48.712	6 -	1:36.288	+ 2.043	11:20:53.455
2 -	1:36.760	+ 2.515	11:14:25.472	7 -	1:46.454	+ 12.209	11:22:39.909
3 -	1:36.774	+ 2.529	11:16:02.246	8 -	1:34.270	+ 0.025	11:24:14.179
4 -	1:39.619	+ 5.374	11:17:41.865	9 -	1:34.245		11:25:48.424
5 -	1:35.302	+ 1.057	11:19:17.167				
55	Rachel ARNOLD			Merlyn Mk20			
1 -	20:06.904	+ 18:12.001	11:13:39.710	5 -	1:56.204	+ 1.301	11:21:24.297
2 -	1:58.388	+ 3.485	11:15:38.098	6 -	1:57.635	+ 2.732	11:23:21.932
3 -	1:55.092	+ 0.189	11:17:33.190	7 -	1:55.471	+ 0.568	11:25:17.403
4 -	1:54.903		11:19:28.093				
56	Cliff GIDDENS			Brabham BT16			
1 -	19:56.038	+ 18:14.384	11:12:35.876	5 -	1:43.310	+ 1.656	11:19:47.276
2 -	1:41.806	+ 0.152	11:14:17.682	6 -	1:41.654		11:21:28.930
3 -	1:41.685	+ 0.031	11:15:59.367	7 -	1:43.355	+ 1.701	11:23:12.285
4 -	2:04.599	+ 22.945	11:18:03.966	8 -	1:42.766	+ 1.112	11:24:55.051
62	Alasdair PIKE			Brabham BT21			
1 -	19:53.711	+ 18:15.833	11:13:06.496	5 -	1:40.389	+ 2.511	11:19:55.692

Car 73 - Transponder wiring fault - please contact Timekeepers

Weather / Track : Bright / Dry

HSCC Classic Racing Cars

QUALIFYING RACE 4 - LAP ANALYSIS

2 -	1:46.289	+ 8.411	11:14:52.785	6 -	1:37.878		11:21:33.570
3 -	1:40.182	+ 2.304	11:16:32.967	7 -	1:39.794	+ 1.916	11:23:13.364
4 -	1:42.336	+ 4.458	11:18:15.303	8 -	1:39.392	+ 1.514	11:24:52.756
72	Amanda WHITAKER			Elden Mk8			
1 -	20:45.511	+ 19:05.603	11:13:41.163	5 -	1:40.008	+ 0.100	11:20:41.258
2 -	1:57.910	+ 18.002	11:15:39.073	6 -	1:41.035	+ 1.127	11:22:22.293
3 -	1:42.017	+ 2.109	11:17:21.090	7 -	1:40.085	+ 0.177	11:24:02.378
4 -	1:40.160	+ 0.252	11:19:01.250	8 -	1:39.908		11:25:42.286
73	John RAND			Palliser WDB2			
1 -	20:00.285	+ 18:18.452	11:13:35.197	5 -	1:46.001	+ 4.168	11:20:44.313
2 -	1:49.889	+ 8.056	11:15:25.086	6 -	1:45.017	+ 3.184	11:22:29.330
3 -	1:47.692	+ 5.859	11:17:12.778	7 -	1:42.170	+ 0.337	11:24:11.500
4 -	1:45.534	+ 3.701	11:18:58.312	8 -	1:41.833		11:25:53.333
81	Steve WILKINSON			Brabham BT21			
1 -	19:59.094	+ 18:14.143	11:13:04.990	5 -	1:47.753	+ 2.802	11:20:15.669
2 -	1:49.705	+ 4.754	11:14:54.695	6 -	1:45.563	+ 0.612	11:22:01.232
3 -	1:46.346	+ 1.395	11:16:41.041	7 -	1:46.122	+ 1.171	11:23:47.354
4 -	1:46.875	+ 1.924	11:18:27.916	8 -	1:44.951		11:25:32.305

Car 73 - Transponder wiring fault - please contact Timekeepers


Weather / Track : Bright / Dry

HSCC Classic Racing Cars

RACE 4 - GRID

ROW 13	19:55.268 1 Anthony GODDARD	2:42.241 8 Ed COTTAM
ROW 12	2:17.366 35 David PULLEN	2:08.789 46 Richard BROMLEY
ROW 11	2:04.608 42 Barrie PUSEY	2:00.208 43 Geoff WILLIAMS
ROW 10	1:54.903 55 Rachel ARNOLD	1:52.523 27 Peter WILLIAMS
ROW 9	1:49.129 15 Gareth PAUL	1:47.907 17 Grant SAUNDERS
ROW 8	1:46.237 32 Julian JUDD	1:44.951 81 Steve WILKINSON
ROW 7	1:42.880 28 Richard URWIN	1:41.943 26 Steven HART
ROW 6	1:41.833 73 John RAND	1:41.743 3 Chris ATKINSON
ROW 5	1:41.654 56 Cliff GIDDENS	1:41.157 23 Paul MCMORRAN
ROW 4	1:39.908 72 Amanda WHITAKER	1:39.390 38 Andrew GARSIDE
ROW 3	1:38.699 25 John COUNSELL	1:37.878 62 Alasdair PIKE
ROW 2	1:35.772 36 Tony KEELE	1:34.857 30 Richard KENDLE
ROW 1	1:34.245 51 Antony ROSS	1:32.706 22 Ian GRAY

Pole



Silverstone International
Circuit Length = 2.2490 miles

Clerk of Course :

Timekeeper :

Historic Formula Junior

QUALIFYING RACE 6 - CLASSIFICATION

POS	NO	CL	NAME	ENTRY	TIME	ON	LAPS	GAP	DIFF	MPH
1	52	E	James CLARIDGE	Lola Mk5A	1:36.174	5	9			84.18
2	63	E	Benn SIMMS	Cooper T59	1:36.546	3	9	0.372	0.372	83.86
3	79	E	Andrew HIBBERD	Lotus 22	1:37.228	8	9	1.054	0.682	83.27
4	62	E	Simon ARMER	Cooper T59	1:37.750	8	9	1.576	0.522	82.82
5	77	E	Steve SMITH	Cooper T59	1:37.953	7	9	1.779	0.203	82.65
6	31	C	Neil DAWS	Lotus 18	1:42.139	8	9	5.965	4.186	79.26
7	80	D	Stephen GIBSON	Lynx Type 3	1:42.143	7	8	5.969	0.004	79.26
8	15	B	Brendan ROBERTS	Lola Mk2	1:42.215	2	6	6.041	0.072	79.20
9	59	D	David HALL	BMC Huffaker Mk2	1:44.837	6	9	8.663	2.622	77.22
10	34	D	Jeremy BOUCKLEY	Cooper Mk II	1:45.880	7	8	9.706	1.043	76.46
11	97	E	David BROWN	Brabham BT6	1:46.122	8	8	9.948	0.242	76.29
12	23	B	Justin FLEMING	Elva 100	1:47.756	7	8	11.582	1.634	75.13
13	11	B	David STEVENSON	Mallock U2	1:49.226	8	8	13.052	1.470	74.12
14	39	C	Mike WALLER	Kieft	1:51.347	8	8	15.173	2.121	72.71
15	56	D	Peter JACKSON	Cooper T56	1:52.044	7	8	15.870	0.697	72.26
16	58	E	Richard SMEETON	Lotus 22	1:56.776	1	2	20.602	4.732	69.33
17	42	C	Jeremy DEELEY	Cooper T52	1:58.603	6	7	22.429	1.827	68.26
18	90	D	Peter HUGHES	Tojeiro TN-7-60	2:01.866	6	7	25.692	3.263	66.43
19	26	B	Roger DEXTER	Elva 100	2:05.186	2	7	29.012	3.320	64.67

Car 15 - Transponder not working - FIX or YOU WILL BE IGNORED IN THE RACE

Weather / Track : Cloudy / Dry

These results are provisional until the conclusion of any judicial and technical matters.

Silverstone International
Circuit Length = 2.2490 miles
Start: 11:57 End: 12:14

Clerk of Course :		Timekeeper :
-------------------	--	--------------

Historic Formula Junior

QUALIFYING RACE 6 - LAP ANALYSIS

11	David STEVENSON		Mallock U2				
1 -	2:06.654	+ 17.428	12:00:08.192	5 -	1:52.979	+ 3.753	12:07:55.327
2 -	1:59.326	+ 10.100	12:02:07.518	6 -	1:52.618	+ 3.392	12:09:47.945
3 -	2:01.068	+ 11.842	12:04:08.586	7 -	1:50.344	+ 1.118	12:11:38.289
4 -	1:53.762	+ 4.536	12:06:02.348	8 -	1:49.226		12:13:27.515
15	Brendan ROBERTS		Lola Mk2				
1 -	1:48.256	+ 6.041	11:59:45.007	4 -	1:45.476	+ 3.261	12:05:02.486
2 -	1:42.215		12:01:27.222	5 -	1:46.394	+ 4.179	12:06:48.880
3 -	1:49.788	+ 7.573	12:03:17.010	6 -	2:14.576 P	+ 32.361	12:09:03.456
23	Justin FLEMING		Elva 100				
1 -	2:01.083	+ 13.327	12:00:16.147	5 -	1:49.344	+ 1.588	12:07:50.509
2 -	1:55.522	+ 7.766	12:02:11.669	6 -	1:48.156	+ 0.400	12:09:38.665
3 -	1:54.921	+ 7.165	12:04:06.590	7 -	1:47.756		12:11:26.421
4 -	1:54.575	+ 6.819	12:06:01.165	8 -	1:49.164	+ 1.408	12:13:15.585
26	Roger DEXTER		Elva 100				
1 -	2:08.894	+ 3.708	12:00:49.106	5 -	2:09.592	+ 4.406	12:09:18.995
2 -	2:05.186		12:02:54.292	6 -	2:07.665	+ 2.479	12:11:26.660
3 -	2:05.878	+ 0.692	12:05:00.170	7 -	2:07.705	+ 2.519	12:13:34.365
4 -	2:09.233	+ 4.047	12:07:09.403				
31	Neil DAWS		Lotus 18				
1 -	1:52.919	+ 10.780	11:59:57.643	6 -	1:43.241	+ 1.102	12:08:36.058
2 -	1:44.771	+ 2.632	12:01:42.414	7 -	1:42.281	+ 0.142	12:10:18.339
3 -	1:43.518	+ 1.379	12:03:25.932	8 -	1:42.139		12:12:00.478
4 -	1:43.497	+ 1.358	12:05:09.429	9 -	1:42.152	+ 0.013	12:13:42.630
5 -	1:43.388	+ 1.249	12:06:52.817				
34	Jeremy BOUCKLEY		Cooper Mk II				
1 -	1:58.435	+ 12.555	12:00:02.717	5 -	1:48.140	+ 2.260	12:07:22.270
2 -	1:50.820	+ 4.940	12:01:53.537	6 -	1:48.064	+ 2.184	12:09:10.334
3 -	1:50.202	+ 4.322	12:03:43.739	7 -	1:45.880		12:10:56.214
4 -	1:50.391	+ 4.511	12:05:34.130	8 -	1:46.537	+ 0.657	12:12:42.751
39	Mike WALLER		Kieft				
1 -	2:05.397	+ 14.050	12:00:09.389	5 -	1:52.884	+ 1.537	12:07:54.535
2 -	1:58.413	+ 7.066	12:02:07.802	6 -	1:57.765	+ 6.418	12:09:52.300
3 -	1:58.449	+ 7.102	12:04:06.251	7 -	1:52.906	+ 1.559	12:11:45.206
4 -	1:55.400	+ 4.053	12:06:01.651	8 -	1:51.347		12:13:36.553
42	Jeremy DEELEY		Cooper T52				
1 -	2:06.395	+ 7.792	12:00:36.481	5 -	2:03.602	+ 4.999	12:08:55.552
2 -	2:09.975	+ 11.372	12:02:46.456	6 -	1:58.603		12:10:54.155
3 -	2:04.954	+ 6.351	12:04:51.410	7 -	2:00.156	+ 1.553	12:12:54.311
4 -	2:00.540	+ 1.937	12:06:51.950				
52	James CLARIDGE		Lola Mk5A				
1 -	1:43.245	+ 7.071	11:59:48.057	6 -	1:38.084	+ 1.910	12:07:56.460
2 -	1:39.164	+ 2.990	12:01:27.221	7 -	1:37.515	+ 1.341	12:09:33.975
3 -	1:38.125	+ 1.951	12:03:05.346	8 -	1:36.645	+ 0.471	12:11:10.620
4 -	1:36.856	+ 0.682	12:04:42.202	9 -	1:36.643	+ 0.469	12:12:47.263
5 -	1:36.174		12:06:18.376				
56	Peter JACKSON		Cooper T56				
1 -	2:08.286	+ 16.242	12:00:27.264	5 -	1:54.938	+ 2.894	12:08:12.456
2 -	1:56.273	+ 4.229	12:02:23.537	6 -	1:53.636	+ 1.592	12:10:06.092
3 -	1:55.957	+ 3.913	12:04:19.494	7 -	1:52.044		12:11:58.136
4 -	1:58.024	+ 5.980	12:06:17.518	8 -	1:55.014	+ 2.970	12:13:53.150

Car 15 - Transponder not working - FIX or YOU WILL BE IGNORED IN THE RACE

Weather / Track : Cloudy / Dry

Historic Formula Junior

QUALIFYING RACE 6 - LAP ANALYSIS


58	Richard SMEETON		Lotus 22				
1 -	1:56.776		12:00:14.805	2 -	2:42.775 P	+ 45.999	12:02:57.580
59	David HALL		BMC Huffaker Mk2				
1 -	1:46.761	+ 1.924	11:59:46.399	6 -	1:44.837		12:08:32.567
2 -	1:45.308	+ 0.471	12:01:31.707	7 -	1:45.527	+ 0.690	12:10:18.094
3 -	1:45.311	+ 0.474	12:03:17.018	8 -	1:46.092	+ 1.255	12:12:04.186
4 -	1:45.672	+ 0.835	12:05:02.690	9 -	1:45.823	+ 0.986	12:13:50.009
5 -	1:45.040	+ 0.203	12:06:47.730				
62	Simon ARMER		Cooper T59				
1 -	1:41.909	+ 4.159	11:59:33.406	6 -	1:40.172	+ 2.422	12:07:50.534
2 -	1:38.934	+ 1.184	12:01:12.340	7 -	1:39.109	+ 1.359	12:09:29.643
3 -	1:39.282	+ 1.532	12:02:51.622	8 -	1:37.750		12:11:07.393
4 -	1:40.164	+ 2.414	12:04:31.786	9 -	2:05.194 P	+ 27.444	12:13:12.587
5 -	1:38.576	+ 0.826	12:06:10.362				
63	Benn SIMMS		Cooper T59				
1 -	1:39.752	+ 3.206	11:59:30.156	6 -	1:36.595	+ 0.049	12:07:34.897
2 -	1:37.282	+ 0.736	12:01:07.438	7 -	1:50.506	+ 13.960	12:09:25.403
3 -	1:36.546		12:02:43.984	8 -	1:49.190	+ 12.644	12:11:14.593
4 -	1:36.575	+ 0.029	12:04:20.559	9 -	1:37.685	+ 1.139	12:12:52.278
5 -	1:37.743	+ 1.197	12:05:58.302				
77	Steve SMITH		Cooper T59				
1 -	1:45.588	+ 7.635	12:00:00.372	6 -	1:38.925	+ 0.972	12:08:13.169
2 -	1:38.454	+ 0.501	12:01:38.826	7 -	1:37.953		12:09:51.122
3 -	1:38.301	+ 0.348	12:03:17.127	8 -	1:38.179	+ 0.226	12:11:29.301
4 -	1:38.513	+ 0.560	12:04:55.640	9 -	1:38.085	+ 0.132	12:13:07.386
5 -	1:38.604	+ 0.651	12:06:34.244				
79	Andrew HIBBERD		Lotus 22				
1 -	1:48.944 P	+ 11.716	11:59:39.638	6 -	1:38.880	+ 1.652	12:08:53.733
2 -	2:36.043	+ 58.815	12:02:15.681	7 -	1:37.486	+ 0.258	12:10:31.219
3 -	1:41.175	+ 3.947	12:03:56.856	8 -	1:37.228		12:12:08.447
4 -	1:38.705	+ 1.477	12:05:35.561	9 -	1:37.898	+ 0.670	12:13:46.345
5 -	1:39.292	+ 2.064	12:07:14.853				
80	Stephen GIBSON		Lynx Type 3				
1 -	1:45.714	+ 3.571	12:02:05.692	5 -	1:44.483	+ 2.340	12:09:01.886
2 -	1:44.303	+ 2.160	12:03:49.995	6 -	1:43.124	+ 0.981	12:10:45.010
3 -	1:44.015	+ 1.872	12:05:34.010	7 -	1:42.143		12:12:27.153
4 -	1:43.393	+ 1.250	12:07:17.403	8 -	1:42.235	+ 0.092	12:14:09.388
90	Peter HUGHES		Tojeiro TN-7-60				
1 -	2:21.444	+ 19.578	12:00:35.343	5 -	2:02.736	+ 0.870	12:09:04.131
2 -	2:12.707	+ 10.841	12:02:48.050	6 -	2:01.866		12:11:05.997
3 -	2:09.023	+ 7.157	12:04:57.073	7 -	2:02.847	+ 0.981	12:13:08.844
4 -	2:04.322	+ 2.456	12:07:01.395				
97	David BROWN		Brabham BT6				
1 -	1:54.146	+ 8.024	12:00:08.520	5 -	1:46.601	+ 0.479	12:07:22.934
2 -	1:50.642	+ 4.520	12:01:59.162	6 -	1:46.628	+ 0.506	12:09:09.562
3 -	1:47.581	+ 1.459	12:03:46.743	7 -	1:46.309	+ 0.187	12:10:55.871
4 -	1:49.590	+ 3.468	12:05:36.333	8 -	1:46.122		12:12:41.993

Car 15 - Transponder not working - FIX or YOU WILL BE IGNORED IN THE RACE

Weather / Track : Cloudy / Dry

Historic Formula Junior

RACE 6 - GRID

ROW 10	2:01.866 90 Peter HUGHES	2:05.186 26 Roger DEXTER
ROW 9	1:56.776 58 Richard SMEETON	1:58.603 42 Jeremy DEELEY
ROW 8	1:51.347 39 Mike WALLER	1:52.044 56 Peter JACKSON
ROW 7	1:47.756 23 Justin FLEMING	1:49.226 11 David STEVENSON
ROW 6	1:45.880 34 Jeremy BOUCKLEY	1:46.122 97 David BROWN
ROW 5	1:42.215 15 Brendan ROBERTS	1:44.837 59 David HALL
ROW 4	1:42.139 31 Neil DAWS	1:42.143 80 Stephen GIBSON
ROW 3	1:37.750 62 Simon ARMER	1:37.953 77 Steve SMITH
ROW 2	1:36.546 63 Benn SIMMS	1:37.228 79 Andrew HIBBERD
ROW 1		1:36.174 52 James CLARIDGE
Pole		
		

Silverstone International
Circuit Length = 2.2490 miles

Clerk of Course :		Timekeeper :

Grand Touring & Sports Car Cup

QUALIFYING RACE 7 - CLASSIFICATION

POS	NO	CL	NAME	ENTRY	TIME	ON	LAPS	GAP	DIFF	MPH
1	81	GT4	BRYANT/BRYANT	AC Cobra 289	1:38.423	7	11			82.26
2	17	SP1	Peter HORSMAN	Lotus 17	1:39.026	16	17	0.603	0.603	81.76
3	201	INV	Ludovic CARON	AC Cobra Daytona	1:39.147	6	12	0.724	0.121	81.66
4	115	INV	GARNER/PEARSON	Lister Jaguar	1:39.388	4	13	0.965	0.241	81.46
5	92	GT4	PEARSON/PEARSON	Jaguar E-Type	1:42.219	13	16	3.796	2.831	79.20
6	86	GT4	Roger WILLS	Chevrolet Corvette	1:42.685	9	15	4.262	0.466	78.84
7	1	GT3	WELCH/MASON	Austin Healey 3000	1:42.824	13	16	4.401	0.139	78.74
8	59	GT2	BANKHURST/HOOPER	TVR Grantura MkIII	1:43.716	4	14	5.293	0.892	78.06
9	106	INV	BIANCHI/BIANCHI	Allard Farrellec	1:43.912	5	15	5.489	0.196	77.91
10	69	GT3	David SMITHIES	Austin Healey 3000	1:43.951	10	16	5.528	0.039	77.88
11	88	GT4	Jeffrey PATTINSON	Shelby Mustang GT350	1:44.489	5	16	6.066	0.538	77.48
12	29	GT3	AHLERS/BELLINGER	Morgan Plus 4 SLR	1:45.937	3	9	7.514	1.448	76.42
13	90	GT4	LANFRANCHI/WILLIAMS	Jaguar E-Type	1:46.027	3	11	7.604	0.090	76.36
14	80	INV	Terry HEFTY	Coopr Monaco	1:47.456	6	7	9.033	1.429	75.34
15	74	GT3	PAUL/WELLS	Morgan Plus 4	1:47.993	4	16	9.570	0.537	74.97
16	62	GT3	LEVETT-PRINSEP/WYKEHAM	Austin Healey 3000	1:48.115	12	16	9.692	0.122	74.88
17	63	GT3	THORNE/TODD	Austin Healey 3000	1:48.162	6	15	9.739	0.047	74.85
18	2	SP1	COSBY/FINBURGH	Lola Mk1	1:48.439	5	14	10.016	0.277	74.66
19	36	GT4	BRIDGES/SMART	Ac Cobra 289	1:48.473	14	15	10.050	0.034	74.63
20	79	GT3	ROSS-JONES/HOOPER	Triumph TR4	1:49.318	6	15	10.895	0.845	74.06
21	49	GT2	Brian LAMBERT	MGB	1:49.384	8	13	10.961	0.066	74.01
22	30	GT1	MCALPINE/WYKEHAM	Lotus Elite	1:49.520	11	13	11.097	0.136	73.92
23	117	INV	BARRIE/MONK	Porsche 911	1:50.431	4	15	12.008	0.911	73.31
24	47	GT2	GIBSON/CLARK	MGB	1:51.914	2	13	13.491	1.483	72.34
25	119	INV	TATE/LAWSON	Porsche 911	1:52.756	14	14	14.333	0.842	71.80
26	8	SP1	MILLS/MONTGOMERY	Lotus 11 Le Mans	1:52.772	4	15	14.349	0.016	71.79
27	58	GT2	LEES/NICOLL	TVR Grantura MkIII	1:53.040	6	15	14.617	0.268	71.62
28	55	GT1	STEPHENS/STEPHENS	Porsche 356	1:53.555	10	14	15.132	0.515	71.29
29	42	GT2	HOCKING/STRAW	Abarth Simca 2000	1:55.962	2	7	17.539	2.407	69.81
30	27	GT1	CLEGG/MCGLONE	Austin Healey Sprite	1:58.063	3	7	19.640	2.101	68.57
31	23	GT1	WISEMAN/SAVAGE	Alfa Romeo Guilietta SZ	1:59.631	9	14	21.208	1.568	67.67

CARS 55, 59 & 201 - TRANSPONDERS NOT WORKING FIX OR YOU WILL BE IGNORED IN THE RACE

Car 17 - Transponder stopped working

Weather / Track : Cloudy / Dry

These results are provisional until the conclusion of any judicial and technical matters.

Silverstone International
Circuit Length = 2.2490 miles
Start: 12:17 End: 12:49

Clerk of Course :	Timekeeper :
-------------------	--------------

Grand Touring & Sports Car Cup

QUALIFYING RACE 7 - LAP ANALYSIS

1	WELCH/MASON		Austin Healey 3000				
1 -	1:56.121	+ 13.297	12:19:43.175	9 -	1:45.273	+ 2.449	12:36:03.514
2 -	1:49.329	+ 6.505	12:21:32.504	10 -	1:46.014	+ 3.190	12:37:49.528
3 -	1:48.564	+ 5.740	12:23:21.068	11 -	1:44.449	+ 1.625	12:39:33.977
4 -	1:51.362	+ 8.538	12:25:12.430	12 -	1:45.142	+ 2.318	12:41:19.119
5 -	1:49.830	+ 7.006	12:27:02.260	13 -	1:42.824		12:43:01.943
6 -	1:50.109	+ 7.285	12:28:52.369	14 -	1:43.516	+ 0.692	12:44:45.459
7 -	2:02.061 P	+ 19.237	12:30:54.430	15 -	1:44.354	+ 1.530	12:46:29.813
8 -	3:23.811	+ 1:40.987	12:34:18.241	16 -	1:43.999	+ 1.175	12:48:13.812
2	COSBY/FINBURGH		Lola Mk1				
1 -	2:01.869	+ 13.430	12:20:01.183	8 -	1:48.450	+ 0.011	12:32:50.717
2 -	1:54.027	+ 5.588	12:21:55.210	9 -	2:02.162 P	+ 13.723	12:34:52.879
3 -	1:50.133	+ 1.694	12:23:45.343	10 -	3:42.724	+ 1:54.285	12:38:35.603
4 -	1:49.729	+ 1.290	12:25:35.072	11 -	1:56.522	+ 8.083	12:40:32.125
5 -	1:48.439		12:27:23.511	12 -	1:52.867	+ 4.428	12:42:24.992
6 -	1:50.246	+ 1.807	12:29:13.757	13 -	2:52.192 P	+ 1:03.753	12:45:17.184
7 -	1:48.510	+ 0.071	12:31:02.267	14 -	2:43.867	+ 55.428	12:48:01.051
8	MILLS/MONTGOMERY		Lotus 11 Le Mans				
1 -	2:02.379	+ 9.607	12:19:59.059	9 -	1:55.529	+ 2.757	12:37:50.678
2 -	1:55.189	+ 2.417	12:21:54.248	10 -	1:55.253	+ 2.481	12:39:45.931
3 -	1:52.890	+ 0.118	12:23:47.138	11 -	1:53.964	+ 1.192	12:41:39.895
4 -	1:52.772		12:25:39.910	12 -	1:54.743	+ 1.971	12:43:34.638
5 -	1:52.945	+ 0.173	12:27:32.855	13 -	1:53.477	+ 0.705	12:45:28.115
6 -	1:54.830	+ 2.058	12:29:27.685	14 -	1:53.070	+ 0.298	12:47:21.185
7 -	2:17.919 P	+ 25.147	12:31:45.604	15 -	2:11.315	+ 18.543	12:49:32.500
8 -	4:09.545	+ 2:16.773	12:35:55.149				
17	Peter HORSMAN		Lotus 17				
1 -	1:47.120	+ 8.094	12:19:25.275	10 -	1:41.532	+ 2.506	12:34:38.904
2 -	1:41.259	+ 2.233	12:21:06.534	11 -	1:39.611	+ 0.585	12:36:18.515
3 -	1:40.296	+ 1.270	12:22:46.830	12 -	1:39.387	+ 0.361	12:37:57.902
4 -	1:42.856	+ 3.830	12:24:29.686	13 -	1:40.434	+ 1.408	12:39:38.336
5 -	1:40.730	+ 1.704	12:26:10.416	14 -	1:40.576	+ 1.550	12:41:18.912
6 -	1:41.237	+ 2.211	12:27:51.653	15 -	1:39.341	+ 0.315	12:42:58.253
7 -	1:40.356	+ 1.330	12:29:32.009	16 -	1:39.026		12:44:37.279
8 -	1:42.409	+ 3.383	12:31:14.418	17 -	3:20.183	+ 1:41.157	12:47:57.462
9 -	1:42.954	+ 3.928	12:32:57.372				
23	WISEMAN/SAVAGE		Alfa Romeo Guilietta SZ				
1 -	2:11.494	+ 11.863	12:20:18.639	8 -	2:00.618	+ 0.987	12:36:27.812
2 -	2:08.239	+ 8.608	12:22:26.878	9 -	1:59.631		12:38:27.443
3 -	2:09.802	+ 10.171	12:24:36.680	10 -	2:00.419	+ 0.788	12:40:27.862
4 -	2:07.409	+ 7.778	12:26:44.089	11 -	2:00.724	+ 1.093	12:42:28.586
5 -	2:09.176	+ 9.545	12:28:53.265	12 -	2:03.662	+ 4.031	12:44:32.248
6 -	2:22.452 P	+ 22.821	12:31:15.717	13 -	2:02.397	+ 2.766	12:46:34.645
7 -	3:11.477	+ 1:11.846	12:34:27.194	14 -	2:01.272	+ 1.641	12:48:35.917
27	CLEGG/MCGLONE		Austin Healey Sprite				
1 -	2:07.506	+ 9.443	12:20:09.307	5 -	2:01.608	+ 3.545	12:28:11.479
2 -	2:03.261	+ 5.198	12:22:12.568	6 -	2:41.866 P	+ 43.803	12:30:53.345
3 -	1:58.063		12:24:10.631	7 -	5:57.501 P	+ 3:59.438	12:36:50.846
4 -	1:59.240	+ 1.177	12:26:09.871				
29	AHLERS/BELLINGER		Morgan Plus 4 SLR				
1 -	1:48.143	+ 2.206	12:19:25.313	6 -	2:04.961 P	+ 19.024	12:28:37.640
2 -	1:46.006	+ 0.069	12:21:11.319	7 -	3:49.928	+ 2:03.991	12:32:27.568
3 -	1:45.937		12:22:57.256	8 -	1:50.511	+ 4.574	12:34:18.079
4 -	1:47.218	+ 1.281	12:24:44.474	9 -	2:04.283 P	+ 18.346	12:36:22.362
5 -	1:48.205	+ 2.268	12:26:32.679				

CARS 55, 59 & 201 - TRANSPONDERS NOT WORKING FIX OR YOU WILL BE IGNORED IN THE RA
 Car 17 - Transponder stopped working
 Weather / Track : Cloudy / Dry

Silverstone International
 Circuit Length = 2.2490 miles
 Start: 12:17 End: 12:49

Grand Touring & Sports Car Cup

QUALIFYING RACE 7 - LAP ANALYSIS

30	MCALPINE/WYKEHAM		Lotus Elite				
1 -	1:59.659	+ 10.139	12:19:57.090	8 -	1:49.966	+ 0.446	12:35:19.301
2 -	1:55.149	+ 5.629	12:21:52.239	9 -	1:50.131	+ 0.611	12:37:09.432
3 -	1:52.890	+ 3.370	12:23:45.129	10 -	1:50.627	+ 1.107	12:39:00.059
4 -	1:52.723	+ 3.203	12:25:37.852	11 -	1:49.520		12:40:49.579
5 -	1:52.997	+ 3.477	12:27:30.849	12 -	2:05.361 P	+ 15.841	12:42:54.940
6 -	2:11.627 P	+ 22.107	12:29:42.476	13 -	3:25.599	+ 1:36.079	12:46:20.539
7 -	3:46.859	+ 1:57.339	12:33:29.335				
36	BRIDGES/SMART		Ac Cobra 289				
1 -	1:59.382	+ 10.909	12:19:52.503	9 -	1:52.170	+ 3.697	12:38:02.376
2 -	2:48.874 P	+ 1:00.401	12:22:41.377	10 -	1:49.855	+ 1.382	12:39:52.231
3 -	2:25.443	+ 36.970	12:25:06.820	11 -	1:49.713	+ 1.240	12:41:41.944
4 -	1:54.378	+ 5.905	12:27:01.198	12 -	1:50.936	+ 2.463	12:43:32.880
5 -	1:54.775	+ 6.302	12:28:55.973	13 -	1:49.451	+ 0.978	12:45:22.331
6 -	1:52.026	+ 3.553	12:30:47.999	14 -	1:48.473		12:47:10.804
7 -	2:06.186 P	+ 17.713	12:32:54.185	15 -	2:08.132 P	+ 19.659	12:49:18.936
8 -	3:16.021	+ 1:27.548	12:36:10.206				
42	HOCKING/STRAW		Abarth Simca 2000				
1 -	2:31.061	+ 35.099	12:20:35.218	5 -	1:56.584	+ 0.622	12:28:23.791
2 -	1:55.962		12:22:31.180	6 -	1:57.683	+ 1.721	12:30:21.474
3 -	1:59.097	+ 3.135	12:24:30.277	7 -	2:09.483 P	+ 13.521	12:32:30.957
4 -	1:56.930	+ 0.968	12:26:27.207				
47	GIBSON/CLARK		MGB				
1 -	1:53.811	+ 1.897	12:20:09.595	8 -	1:55.209	+ 3.295	12:34:48.277
2 -	1:51.914		12:22:01.509	9 -	1:52.639	+ 0.725	12:36:40.916
3 -	1:53.420	+ 1.506	12:23:54.929	10 -	1:53.431	+ 1.517	12:38:34.347
4 -	2:03.285 P	+ 11.371	12:25:58.214	11 -	1:53.213	+ 1.299	12:40:27.560
5 -	3:09.061	+ 1:17.147	12:29:07.275	12 -	1:52.768	+ 0.854	12:42:20.328
6 -	1:53.111	+ 1.197	12:31:00.386	13 -	2:44.660 P	+ 52.746	12:45:04.988
7 -	1:52.682	+ 0.768	12:32:53.068				
49	Brian LAMBERT		MGB				
1 -	1:56.646	+ 7.262	12:19:39.775	8 -	1:49.384		12:32:28.777
2 -	1:50.807	+ 1.423	12:21:30.582	9 -	1:50.756	+ 1.372	12:34:19.533
3 -	1:50.167	+ 0.783	12:23:20.749	10 -	1:49.935	+ 0.551	12:36:09.468
4 -	1:49.395	+ 0.011	12:25:10.144	11 -	1:49.413	+ 0.029	12:37:58.881
5 -	1:49.582	+ 0.198	12:26:59.726	12 -	1:50.047	+ 0.663	12:39:48.928
6 -	1:50.126	+ 0.742	12:28:49.852	13 -	2:20.412 P	+ 31.028	12:42:09.340
7 -	1:49.541	+ 0.157	12:30:39.393				
55	STEPHENS/STEPHENS		Porsche 356				
1 -	2:10.034	+ 16.479	12:20:06.103	8 -	2:06.918	+ 13.363	12:36:35.575
2 -	2:02.927	+ 9.372	12:22:09.030	9 -	2:00.027	+ 6.472	12:38:35.602
3 -	2:00.744	+ 7.189	12:24:09.774	10 -	1:53.555		12:40:29.157
4 -	2:02.841	+ 9.286	12:26:12.615	11 -	1:58.081	+ 4.526	12:42:27.238
5 -	1:59.406	+ 5.851	12:28:12.021	12 -	1:58.852	+ 5.297	12:44:26.090
6 -	2:41.217 P	+ 47.662	12:30:53.238	13 -	1:57.781	+ 4.226	12:46:23.871
7 -	3:35.419	+ 1:41.864	12:34:28.657	14 -	1:57.804	+ 4.249	12:48:21.675
58	LEES/NICOLL		TVR Grantura MkIII				
1 -	1:57.434	+ 4.394	12:19:41.166	9 -	2:02.119	+ 9.079	12:36:49.551
2 -	1:55.061	+ 2.021	12:21:36.227	10 -	2:02.129	+ 9.089	12:38:51.680
3 -	1:55.667	+ 2.627	12:23:31.894	11 -	2:04.525	+ 11.485	12:40:56.205
4 -	1:54.406	+ 1.366	12:25:26.300	12 -	2:00.194	+ 7.154	12:42:56.399
5 -	1:54.272	+ 1.232	12:27:20.572	13 -	2:00.245	+ 7.205	12:44:56.644
6 -	1:53.040		12:29:13.612	14 -	2:00.479	+ 7.439	12:46:57.123
7 -	2:10.722 P	+ 17.682	12:31:24.334	15 -	2:00.308	+ 7.268	12:48:57.431
8 -	3:23.098	+ 1:30.058	12:34:47.432				

CARS 55, 59 & 201 - TRANSPONDERS NOT WORKING FIX OR YOU WILL BE IGNORED IN THE RA
 Car 17 - Transponder stopped working
 Weather / Track : Cloudy / Dry

Silverstone International
 Circuit Length = 2.2490 miles
 Start: 12:17 End: 12:49

Grand Touring & Sports Car Cup

QUALIFYING RACE 7 - LAP ANALYSIS

59	BANKHURST/HOOPER			TVR Grantura MkIII			
1 -	1:45.207	+ 1.491	12:21:22.164	8 -	1:48.359	+ 4.643	12:34:42.006
2 -	1:44.949	+ 1.233	12:23:07.113	9 -	1:49.136	+ 5.420	12:36:31.142
3 -	1:44.767	+ 1.051	12:24:51.880	10 -	1:49.238	+ 5.522	12:38:20.380
4 -	1:43.716		12:26:35.596	11 -	1:49.617	+ 5.901	12:40:09.997
5 -	1:56.454 P	+ 12.738	12:28:32.050	12 -	1:49.648	+ 5.932	12:41:59.645
6 -	2:33.130	+ 49.414	12:31:05.180	13 -	4:19.514	+ 2:35.798	12:46:19.159
7 -	1:48.467	+ 4.751	12:32:53.647	14 -	2:26.685	+ 42.969	12:48:45.844
62	LEVETT-PRINSEP/WYKEHAM			Austin Healey 3000			
1 -	1:58.917	+ 10.802	12:19:43.954	9 -	1:49.754	+ 1.639	12:36:02.490
2 -	1:53.791	+ 5.676	12:21:37.745	10 -	1:49.808	+ 1.693	12:37:52.298
3 -	1:55.907	+ 7.792	12:23:33.652	11 -	1:50.042	+ 1.927	12:39:42.340
4 -	1:55.001	+ 6.886	12:25:28.653	12 -	1:48.115		12:41:30.455
5 -	1:53.357	+ 5.242	12:27:22.010	13 -	1:49.408	+ 1.293	12:43:19.863
6 -	1:54.791	+ 6.676	12:29:16.801	14 -	1:49.870	+ 1.755	12:45:09.733
7 -	2:08.983 P	+ 20.868	12:31:25.784	15 -	1:49.434	+ 1.319	12:46:59.167
8 -	2:46.952	+ 58.837	12:34:12.736	16 -	1:48.627	+ 0.512	12:48:47.794
63	THORNE/TODD			Austin Healey 3000			
1 -	2:01.704	+ 13.542	12:20:01.394	9 -	4:04.502	+ 2:16.340	12:37:01.899
2 -	1:52.187	+ 4.025	12:21:53.581	10 -	1:53.546	+ 5.384	12:38:55.445
3 -	1:48.733	+ 0.571	12:23:42.314	11 -	1:52.589	+ 4.427	12:40:48.034
4 -	1:48.230	+ 0.068	12:25:30.544	12 -	1:50.456	+ 2.294	12:42:38.490
5 -	1:48.969	+ 0.807	12:27:19.513	13 -	1:54.138	+ 5.976	12:44:32.628
6 -	1:48.162		12:29:07.675	14 -	1:50.262	+ 2.100	12:46:22.890
7 -	1:48.794	+ 0.632	12:30:56.469	15 -	1:49.844	+ 1.682	12:48:12.734
8 -	2:00.928 P	+ 12.766	12:32:57.397				
69	David SMITHIES			Austin Healey 3000			
1 -	1:55.151	+ 11.200	12:19:57.260	9 -	1:45.094	+ 1.143	12:35:38.093
2 -	1:46.628	+ 2.677	12:21:43.888	10 -	1:43.951		12:37:22.044
3 -	1:46.129	+ 2.178	12:23:30.017	11 -	1:44.133	+ 0.182	12:39:06.177
4 -	1:44.318	+ 0.367	12:25:14.335	12 -	1:43.978	+ 0.027	12:40:50.155
5 -	2:06.008 P	+ 22.057	12:27:20.343	13 -	1:44.022	+ 0.071	12:42:34.177
6 -	3:00.594	+ 1:16.643	12:30:20.937	14 -	1:46.407	+ 2.456	12:44:20.584
7 -	1:46.277	+ 2.326	12:32:07.214	15 -	1:44.613	+ 0.662	12:46:05.197
8 -	1:45.785	+ 1.834	12:33:52.999	16 -	1:45.110	+ 1.159	12:47:50.307
74	PAUL/WELLS			Morgan Plus 4			
1 -	1:51.719	+ 3.726	12:19:33.576	9 -	2:50.379	+ 1:02.386	12:35:26.080
2 -	1:49.057	+ 1.064	12:21:22.633	10 -	1:51.096	+ 3.103	12:37:17.176
3 -	1:48.353	+ 0.360	12:23:10.986	11 -	1:49.595	+ 1.602	12:39:06.771
4 -	1:47.993		12:24:58.979	12 -	1:48.887	+ 0.894	12:40:55.658
5 -	1:49.257	+ 1.264	12:26:48.236	13 -	1:49.673	+ 1.680	12:42:45.331
6 -	1:50.856	+ 2.863	12:28:39.092	14 -	1:50.153	+ 2.160	12:44:35.484
7 -	1:48.846	+ 0.853	12:30:27.938	15 -	1:51.417	+ 3.424	12:46:26.901
8 -	2:07.763 P	+ 19.770	12:32:35.701	16 -	1:49.942	+ 1.949	12:48:16.843
79	ROSS-JONES/HOOPER			Triumph TR4			
1 -	1:55.832	+ 6.514	12:19:45.696	9 -	1:52.121	+ 2.803	12:37:58.485
2 -	1:51.988	+ 2.670	12:21:37.684	10 -	1:53.393	+ 4.075	12:39:51.878
3 -	1:50.729	+ 1.411	12:23:28.413	11 -	1:52.351	+ 3.033	12:41:44.229
4 -	1:49.818	+ 0.500	12:25:18.231	12 -	1:50.986	+ 1.668	12:43:35.215
5 -	1:49.371	+ 0.053	12:27:07.602	13 -	1:52.220	+ 2.902	12:45:27.435
6 -	1:49.318		12:28:56.920	14 -	1:50.217	+ 0.899	12:47:17.652
7 -	2:07.098 P	+ 17.780	12:31:04.018	15 -	1:53.340	+ 4.022	12:49:10.992
8 -	5:02.346	+ 3:13.028	12:36:06.364				
80	Terry HEFTY			Coopr Monaco			
1 -	1:50.475	+ 3.019	12:20:17.331	5 -	1:47.494	+ 0.038	12:27:31.521
2 -	1:50.727	+ 3.271	12:22:08.058	6 -	1:47.456		12:29:18.977
3 -	1:47.862	+ 0.406	12:23:55.920	7 -	2:14.841 P	+ 27.385	12:31:33.818

CARS 55, 59 & 201 - TRANSPONDERS NOT WORKING FIX OR YOU WILL BE IGNORED IN THE RA
 Car 17 - Transponder stopped working
 Weather / Track : Cloudy / Dry

Silverstone International
 Circuit Length = 2.2490 miles
 Start: 12:17 End: 12:49

Grand Touring & Sports Car Cup

QUALIFYING RACE 7 - LAP ANALYSIS

4 -	1:48.107	+ 0.651	12:25:44.027			
81	BRYANT/BRYANT		AC Cobra 289			
1 -	1:48.660	+ 10.237	12:19:34.210	7 -	1:38.423	12:33:26.565
2 -	1:42.624	+ 4.201	12:21:16.834	8 -	2:02.398 P	+ 23.975 12:35:28.963
3 -	1:54.886 P	+ 16.463	12:23:11.720	9 -	5:27.622	+ 3:49.199 12:40:56.585
4 -	5:16.555	+ 3:38.132	12:28:28.275	10 -	1:39.134	+ 0.711 12:42:35.719
5 -	1:41.322	+ 2.899	12:30:09.597	11 -	2:09.223 P	+ 30.800 12:44:44.942
6 -	1:38.545	+ 0.122	12:31:48.142			
86	Roger WILLS		Chevrolet Corvette			
1 -	1:54.806	+ 12.121	12:20:19.634	9 -	1:42.685	12:34:24.181
2 -	1:49.395	+ 6.710	12:22:09.029	10 -	1:46.354	+ 3.669 12:36:10.535
3 -	1:46.058	+ 3.373	12:23:55.087	11 -	1:45.197	+ 2.512 12:37:55.732
4 -	1:45.147	+ 2.462	12:25:40.234	12 -	1:45.574	+ 2.889 12:39:41.306
5 -	1:45.100	+ 2.415	12:27:25.334	13 -	1:43.796	+ 1.111 12:41:25.102
6 -	1:45.665	+ 2.980	12:29:10.999	14 -	1:44.146	+ 1.461 12:43:09.248
7 -	1:46.476	+ 3.791	12:30:57.475	15 -	2:11.995 P	+ 29.310 12:45:21.243
8 -	1:44.021	+ 1.336	12:32:41.496			
88	Jeffrey PATTINSON		Shelby Mustang GT350			
1 -	1:53.516	+ 9.027	12:20:02.105	9 -	1:46.494	+ 2.005 12:34:08.255
2 -	1:47.645	+ 3.156	12:21:49.750	10 -	2:02.239 P	+ 17.750 12:36:10.494
3 -	1:44.933	+ 0.444	12:23:34.683	11 -	2:48.244	+ 1:03.755 12:38:58.738
4 -	1:45.552	+ 1.063	12:25:20.235	12 -	1:45.607	+ 1.118 12:40:44.345
5 -	1:44.489		12:27:04.724	13 -	1:46.452	+ 1.963 12:42:30.797
6 -	1:46.944	+ 2.455	12:28:51.668	14 -	1:49.235	+ 4.746 12:44:20.032
7 -	1:45.497	+ 1.008	12:30:37.165	15 -	2:00.768 P	+ 16.279 12:46:20.800
8 -	1:44.596	+ 0.107	12:32:21.761	16 -	2:39.230	+ 54.741 12:49:00.030
90	LANFRANCHI/WILLIAMS		Jaguar E-Type			
1 -	2:00.666	+ 14.639	12:19:59.323	7 -	1:52.289	+ 6.262 12:33:55.357
2 -	1:49.011	+ 2.984	12:21:48.334	8 -	1:52.225	+ 6.198 12:35:47.582
3 -	1:46.027		12:23:34.361	9 -	1:50.515	+ 4.488 12:37:38.097
4 -	1:47.929	+ 1.902	12:25:22.290	10 -	1:53.510	+ 7.483 12:39:31.607
5 -	2:03.992 P	+ 17.965	12:27:26.282	11 -	2:09.938 P	+ 23.911 12:41:41.545
6 -	4:36.786	+ 2:50.759	12:32:03.068			
92	PEARSON/PEARSON		Jaguar E-Type			
1 -	1:45.147	+ 2.928	12:20:01.586	9 -	1:57.131 P	+ 14.912 12:33:59.617
2 -	1:43.469	+ 1.250	12:21:45.055	10 -	2:59.254	+ 1:17.035 12:36:58.871
3 -	1:43.505	+ 1.286	12:23:28.560	11 -	1:42.598	+ 0.379 12:38:41.469
4 -	1:42.292	+ 0.073	12:25:10.852	12 -	1:42.827	+ 0.608 12:40:24.296
5 -	1:43.107	+ 0.888	12:26:53.959	13 -	1:42.219	12:42:06.515
6 -	1:42.942	+ 0.723	12:28:36.901	14 -	1:42.858	+ 0.639 12:43:49.373
7 -	1:43.063	+ 0.844	12:30:19.964	15 -	1:47.520	+ 5.301 12:45:36.893
8 -	1:42.522	+ 0.303	12:32:02.486	16 -	2:20.649 P	+ 38.430 12:47:57.542
106	BIANCHI/BIANCHI		Allard Farrellec			
1 -	1:55.767	+ 11.855	12:19:53.853	9 -	2:07.506	+ 23.594 12:36:16.924
2 -	1:45.309	+ 1.397	12:21:39.162	10 -	2:02.987	+ 19.075 12:38:19.911
3 -	1:46.614	+ 2.702	12:23:25.776	11 -	2:03.557	+ 19.645 12:40:23.468
4 -	1:44.698	+ 0.786	12:25:10.474	12 -	2:03.165	+ 19.253 12:42:26.633
5 -	1:43.912		12:26:54.386	13 -	2:05.162	+ 21.250 12:44:31.795
6 -	1:58.558 P	+ 14.646	12:28:52.944	14 -	2:02.067	+ 18.155 12:46:33.862
7 -	3:09.756	+ 1:25.844	12:32:02.700	15 -	1:59.714	+ 15.802 12:48:33.576
8 -	2:06.718	+ 22.806	12:34:09.418			
115	GARNER/PEARSON		Lister Jaguar			
1 -	1:50.074	+ 10.686	12:19:57.794	8 -	1:46.183	+ 6.795 12:34:10.976
2 -	1:41.563	+ 2.175	12:21:39.357	9 -	1:46.853	+ 7.465 12:35:57.829
3 -	1:40.423	+ 1.035	12:23:19.780	10 -	1:45.985	+ 6.597 12:37:43.814
4 -	1:39.388		12:24:59.168	11 -	1:46.288	+ 6.900 12:39:30.102
5 -	2:05.514 P	+ 26.126	12:27:04.682	12 -	1:43.088	+ 3.700 12:41:13.190

CARS 55, 59 & 201 - TRANSPONDERS NOT WORKING FIX OR YOU WILL BE IGNORED IN THE RA
 Car 17 - Transponder stopped working
 Weather / Track : Cloudy / Dry

Silverstone International
 Circuit Length = 2.2490 miles
 Start: 12:17 End: 12:49

Grand Touring & Sports Car Cup

QUALIFYING RACE 7 - LAP ANALYSIS


6 -	3:35.720	+ 1:56.332	12:30:40.402	13 -	2:01.380 P	+ 21.992	12:43:14.570
7 -	1:44.391	+ 5.003	12:32:24.793				
117	BARRIE/MONK		Porsche 911				
1 -	1:54.076	+ 3.645	12:20:10.944	9 -	4:25.157	+ 2:34.726	12:37:45.586
2 -	1:50.821	+ 0.390	12:22:01.765	10 -	1:58.597	+ 8.166	12:39:44.183
3 -	1:52.252	+ 1.821	12:23:54.017	11 -	1:52.731	+ 2.300	12:41:36.914
4 -	1:50.431		12:25:44.448	12 -	1:50.773	+ 0.342	12:43:27.687
5 -	1:50.438	+ 0.007	12:27:34.886	13 -	1:51.102	+ 0.671	12:45:18.789
6 -	1:50.741	+ 0.310	12:29:25.627	14 -	1:50.497	+ 0.066	12:47:09.286
7 -	1:51.687	+ 1.256	12:31:17.314	15 -	1:52.272	+ 1.841	12:49:01.558
8 -	2:03.115 P	+ 12.684	12:33:20.429				
119	TATE/LAWSON		Porsche 911				
1 -	1:58.650	+ 5.894	12:20:43.154	8 -	3:24.974	+ 1:32.218	12:35:58.623
2 -	1:55.082	+ 2.326	12:22:38.236	9 -	1:57.817	+ 5.061	12:37:56.440
3 -	1:59.970	+ 7.214	12:24:38.206	10 -	1:55.785	+ 3.029	12:39:52.225
4 -	1:54.790	+ 2.034	12:26:32.996	11 -	1:53.864	+ 1.108	12:41:46.089
5 -	1:54.405	+ 1.649	12:28:27.401	12 -	1:53.276	+ 0.520	12:43:39.365
6 -	1:55.482	+ 2.726	12:30:22.883	13 -	1:52.918	+ 0.162	12:45:32.283
7 -	2:10.766 P	+ 18.010	12:32:33.649	14 -	1:52.756		12:47:25.039
201	Ludovic CARON		AC Cobra Daytona				
1 -	2:22.316	+ 43.169	12:20:42.781	7 -	1:42.083	+ 2.936	12:31:12.219
2 -	2:07.031	+ 27.884	12:22:49.812	8 -	8:05.155	+ 6:26.008	12:39:17.374
3 -	1:40.466	+ 1.319	12:24:30.278	9 -	1:39.210	+ 0.063	12:40:56.584
4 -	1:40.842	+ 1.695	12:26:11.120	10 -	1:41.178	+ 2.031	12:42:37.762
5 -	1:39.869	+ 0.722	12:27:50.989	11 -	2:18.881	+ 39.734	12:44:56.643
6 -	1:39.147		12:29:30.136	12 -	3:44.392 P	+ 2:05.245	12:48:41.035

CARS 55, 59 & 201 - TRANSPONDERS NOT WORKING FIX OR YOU WILL BE IGNORED IN THE RA
 Car 17 - Transponder stopped working
 Weather / Track : Cloudy / Dry

Silverstone International
 Circuit Length = 2.2490 miles
 Start: 12:17 End: 12:49

Grand Touring & Sports Car Cup

RACE 7 - GRID

ROW 16	1:59.631 23 WISEMAN/SAVAGE	
ROW 15	1:55.962 42 HOCKING/STRAW	1:58.063 27 CLEGG/MCGLONE
ROW 14	1:53.040 58 LEES/NICOLL	1:53.555 55 STEPHENS/STEPHENS
ROW 13	1:52.756 119 TATE/LAWSON	1:52.772 8 MILLS/MONTGOMERY
ROW 12	1:50.431 117 BARRIE/MONK	1:51.914 47 GIBSON/CLARK
ROW 11	1:49.384 49 Brian LAMBERT	1:49.520 30 MCALPINE/WYKEHAM
ROW 10	1:48.473 36 BRIDGES/SMART	1:49.318 79 ROSS-JONES/HOOPER
ROW 9	1:48.162 63 THORNE/TODD	1:48.439 2 COSBY/FINBURGH
ROW 8	1:47.993 74 PAUL/WELLS	1:48.115 62 LEVETT-PRINSEP/WYKEHAM
ROW 7	1:46.027 90 LANFRANCHI/WILLIAMS	1:47.456 80 Terry HEFTY
ROW 6	1:44.489 88 Jeffrey PATTINSON	1:45.937 29 AHLERS/BELLINGER
ROW 5	1:43.912 106 BIANCHI/BIANCHI	1:43.951 69 David SMITHIES
ROW 4	1:42.824 1 WELCH/MASON	1:43.716 59 BANKHURST/HOOPER
ROW 3	1:42.219 92 PEARSON/PEARSON	1:42.685 86 Roger WILLS
ROW 2	1:39.147 201 Ludovic CARON	1:39.388 115 GARNER/PEARSON
ROW 1	1:38.423 81 BRYANT/BRYANT	1:39.026 17 Peter HORSMAN
Pole		
		

Silverstone International
Circuit Length = 2.2490 miles

Clerk of Course :		Timekeeper :

Historic Formula 2 Trophy Race

QUALIFYING RACE 8 & 13 - CLASSIFICATION

POS	NO	CL	NAME	ENTRY	TIME	ON	LAPS	GAP	DIFF	MPH
1	35	C	Sean WALKER	March 782	1:21.177	4	5			99.73
2	60	A	Bob JUGGINS	Lola T240	1:22.604	5	14	1.427	1.427	98.01
3	46	C	Steve MAXTED	Lola T360	1:22.849	7	13	1.672	0.245	97.72
4	27	C	Bo WARMENIUS	March 772	1:23.473	6	13	2.296	0.624	96.99
5	57	B	Neil FOWLER	March 712	1:24.579	5	6	3.402	1.106	95.72
6	36	C	Richard EYRE	Ralt RT1	1:24.727	3	8	3.550	0.148	95.55
7	63	C	John CROWSON	Chevron B40	1:25.803	5	9	4.626	1.076	94.35
8	51	C	Michael HIBBERD	Brabham BT38	1:26.250	5	13	5.073	0.447	93.87
9	5	C	Mike BARNBY	Modus M7	1:26.412	6	12	5.235	0.162	93.69
10	7	B	Chris SHARPLES	Chevron B29	1:28.380	12	13	7.203	1.968	91.60
11	88	A	Michael SCOTT	Brabham BT30	1:28.549	7	13	7.372	0.169	91.43
12	47	D	John MOULDS	Brabham BT23	1:28.830	7	8	7.653	0.281	91.14
13	50	A	Paul BASON	March 712	1:29.005	7	13	7.828	0.175	90.96
14	77	B	Chris ALFORD	Palliser WDBF2	1:29.026	12	13	7.849	0.021	90.94
15	90	B	Daryl TAYLOR	March 78B	1:30.966	3	5	9.789	1.940	89.00
16	14	D1	Nick OVERALL	Brabham BT35	1:32.743	10	10	11.566	1.777	87.29
17	84	D	Roger BEVAN	Brabham BT21A	1:32.973	4	12	11.796	0.230	87.08
18	20	A	David BROWN	Brabham BT30	1:33.327	5	12	12.150	0.354	86.75
19	37	A	Lincoln SMALL	Brabham BT30	1:35.672	5	12	14.495	2.345	84.62
20	67	A	Simon PERKINS	March 71BM	1:42.137	1	1	20.960	6.465	79.26

Weather / Track : Cloudy / Dry

These results are provisional until the conclusion of any judicial and technical matters.

Silverstone International
Circuit Length = 2.2490 miles
Start: 12:58 End: 13:19

Clerk of Course :

Timekeeper :

Historic Formula 2 Trophy Race

QUALIFYING RACE 8 & 13 - LAP ANALYSIS

5	Mike BARNBY		Modus M7				
1 -	1:40.648	+ 14.236	13:01:00.612	7 -	1:26.768	+ 0.356	13:09:54.047
2 -	1:37.110	+ 10.698	13:02:37.722	8 -	1:27.524	+ 1.112	13:11:21.571
3 -	1:27.511	+ 1.099	13:04:05.233	9 -	1:27.447	+ 1.035	13:12:49.018
4 -	1:27.224	+ 0.812	13:05:32.457	10 -	1:27.380	+ 0.968	13:14:16.398
5 -	1:28.410	+ 1.998	13:07:00.867	11 -	1:29.191	+ 2.779	13:15:45.589
6 -	1:26.412		13:08:27.279	12 -	2:00.013 P	+ 33.601	13:17:45.602
7	Chris SHARPLES		Chevron B29				
1 -	1:36.248	+ 7.868	13:00:51.367	8 -	1:30.548	+ 2.168	13:11:23.005
2 -	1:29.816	+ 1.436	13:02:21.183	9 -	1:29.509	+ 1.129	13:12:52.514
3 -	1:32.103	+ 3.723	13:03:53.286	10 -	1:29.510	+ 1.130	13:14:22.024
4 -	1:30.317	+ 1.937	13:05:23.603	11 -	1:28.807	+ 0.427	13:15:50.831
5 -	1:28.384	+ 0.004	13:06:51.987	12 -	1:28.380		13:17:19.211
6 -	1:30.303	+ 1.923	13:08:22.290	13 -	1:29.064	+ 0.684	13:18:48.275
7 -	1:30.167	+ 1.787	13:09:52.457				
14	Nick OVERALL		Brabham BT35				
1 -	1:41.261	+ 8.518	13:00:51.833	6 -	1:44.840 P	+ 12.097	13:08:50.808
2 -	1:33.691	+ 0.948	13:02:25.524	7 -	3:31.310 P	+ 1:58.567	13:12:22.118
3 -	1:34.021	+ 1.278	13:03:59.545	8 -	3:36.852	+ 2:04.109	13:15:58.970
4 -	1:33.519	+ 0.776	13:05:33.064	9 -	1:33.243	+ 0.500	13:17:32.213
5 -	1:32.904	+ 0.161	13:07:05.968	10 -	1:32.743		13:19:04.956
20	David BROWN		Brabham BT30				
1 -	1:43.951	+ 10.624	13:01:07.391	7 -	1:36.187	+ 2.860	13:10:40.286
2 -	1:39.313	+ 5.986	13:02:46.704	8 -	1:36.805	+ 3.478	13:12:17.091
3 -	1:34.226	+ 0.899	13:04:20.930	9 -	1:37.629	+ 4.302	13:13:54.720
4 -	1:34.097	+ 0.770	13:05:55.027	10 -	1:36.586	+ 3.259	13:15:31.306
5 -	1:33.327		13:07:28.354	11 -	1:37.617	+ 4.290	13:17:08.923
6 -	1:35.745	+ 2.418	13:09:04.099	12 -	1:34.709	+ 1.382	13:18:43.632
27	Bo WARMENIUS		March 772				
1 -	1:31.715	+ 8.242	13:00:40.439	8 -	1:37.821	+ 14.348	13:10:49.812
2 -	1:28.687	+ 5.214	13:02:09.126	9 -	1:24.904	+ 1.431	13:12:14.716
3 -	1:25.712	+ 2.239	13:03:34.838	10 -	1:24.252	+ 0.779	13:13:38.968
4 -	1:24.734	+ 1.261	13:04:59.572	11 -	1:45.750	+ 22.277	13:15:24.718
5 -	1:24.151	+ 0.678	13:06:23.723	12 -	1:24.403	+ 0.930	13:16:49.121
6 -	1:23.473		13:07:47.196	13 -	1:42.143	+ 18.670	13:18:31.264
7 -	1:24.795	+ 1.322	13:09:11.991				
35	Sean WALKER		March 782				
1 -	1:35.716	+ 14.539	13:01:00.160	4 -	1:21.177		13:05:11.290
2 -	1:25.667	+ 4.490	13:02:25.827	5 -	1:38.233 P	+ 17.056	13:06:49.523
3 -	1:24.286	+ 3.109	13:03:50.113				
36	Richard EYRE		Ralt RT1				
1 -	1:34.935	+ 10.208	13:01:01.683	5 -	1:52.367 P	+ 27.640	13:07:18.394
2 -	1:34.362	+ 9.635	13:02:36.045	6 -	4:06.985	+ 2:42.258	13:11:25.379
3 -	1:24.727		13:04:00.772	7 -	1:25.167	+ 0.440	13:12:50.546
4 -	1:25.255	+ 0.528	13:05:26.027	8 -	1:43.991 P	+ 19.264	13:14:34.537
37	Lincoln SMALL		Brabham BT30				
1 -	1:42.088	+ 6.416	13:00:58.662	7 -	1:37.452	+ 1.780	13:10:41.138
2 -	1:38.895	+ 3.223	13:02:37.557	8 -	1:37.646	+ 1.974	13:12:18.784
3 -	1:37.986	+ 2.314	13:04:15.543	9 -	1:36.765	+ 1.093	13:13:55.549
4 -	1:36.549	+ 0.877	13:05:52.092	10 -	1:36.605	+ 0.933	13:15:32.154
5 -	1:35.672		13:07:27.764	11 -	1:37.526	+ 1.854	13:17:09.680
6 -	1:35.922	+ 0.250	13:09:03.686	12 -	2:06.088 P	+ 30.416	13:19:15.768
46	Steve MAXTED		Lola T360				
1 -	1:26.944	+ 4.095	13:00:27.748	8 -	1:24.010	+ 1.161	13:12:35.431
2 -	1:24.259	+ 1.410	13:01:52.007	9 -	1:23.090	+ 0.241	13:13:58.521

Silverstone International
Circuit Length = 2.2490 miles
Start: 12:58 End: 13:19

Weather / Track : Cloudy / Dry

Historic Formula 2 Trophy Race

QUALIFYING RACE 8 & 13 - LAP ANALYSIS

3 -	1:24.079	+ 1.230	13:03:16.086	10 -	1:26.702	+ 3.853	13:15:25.223
4 -	1:45.485 P	+ 22.636	13:05:01.571	11 -	1:24.518	+ 1.669	13:16:49.741
5 -	3:22.923	+ 2:00.074	13:08:24.494	12 -	1:27.955	+ 5.106	13:18:17.696
6 -	1:24.078	+ 1.229	13:09:48.572	13 -	1:23.462	+ 0.613	13:19:41.158
7 -	1:22.849		13:11:11.421				
47	John MOULDS		Brabham BT23				
1 -	1:45.251	+ 16.421	13:01:03.092	5 -	1:31.487	+ 2.657	13:07:14.424
2 -	1:36.190	+ 7.360	13:02:39.282	6 -	1:29.541	+ 0.711	13:08:43.965
3 -	1:32.934	+ 4.104	13:04:12.216	7 -	1:28.830		13:10:12.795
4 -	1:30.721	+ 1.891	13:05:42.937	8 -	2:06.457 P	+ 37.627	13:12:19.252
50	Paul BASON		March 712				
1 -	1:41.301	+ 12.296	13:01:07.840	8 -	1:31.970	+ 2.965	13:11:49.455
2 -	1:35.792	+ 6.787	13:02:43.632	9 -	1:29.670	+ 0.665	13:13:19.125
3 -	1:32.326	+ 3.321	13:04:15.958	10 -	1:29.060	+ 0.055	13:14:48.185
4 -	1:30.965	+ 1.960	13:05:46.923	11 -	1:29.084	+ 0.079	13:16:17.269
5 -	1:30.793	+ 1.788	13:07:17.716	12 -	1:31.274	+ 2.269	13:17:48.543
6 -	1:30.764	+ 1.759	13:08:48.480	13 -	1:30.021	+ 1.016	13:19:18.564
7 -	1:29.005		13:10:17.485				
51	Michael HIBBERD		Brabham BT38				
1 -	1:35.684	+ 9.434	13:00:55.054	8 -	1:26.703	+ 0.453	13:11:08.607
2 -	1:27.499	+ 1.249	13:02:22.553	9 -	1:26.897	+ 0.647	13:12:35.504
3 -	1:28.628	+ 2.378	13:03:51.181	10 -	1:30.448	+ 4.198	13:14:05.952
4 -	1:26.778	+ 0.528	13:05:17.959	11 -	1:27.207	+ 0.957	13:15:33.159
5 -	1:26.250		13:06:44.209	12 -	1:40.741	+ 14.491	13:17:13.900
6 -	1:29.116	+ 2.866	13:08:13.325	13 -	1:30.239	+ 3.989	13:18:44.139
7 -	1:28.579	+ 2.329	13:09:41.904				
57	Neil FOWLER		March 712				
1 -	1:29.429	+ 4.850	13:00:46.156	4 -	1:24.884	+ 0.305	13:05:02.564
2 -	1:25.938	+ 1.359	13:02:12.094	5 -	1:24.579		13:06:27.143
3 -	1:25.586	+ 1.007	13:03:37.680	6 -	1:47.592 P	+ 23.013	13:08:14.735
60	Bob JUGGINS		Lola T240				
1 -	1:39.185	+ 16.581	13:00:59.867	8 -	1:23.191	+ 0.587	13:10:56.829
2 -	1:33.615	+ 11.011	13:02:33.482	9 -	1:24.945	+ 2.341	13:12:21.774
3 -	1:24.979	+ 2.375	13:03:58.461	10 -	1:27.911	+ 5.307	13:13:49.685
4 -	1:23.483	+ 0.879	13:05:21.944	11 -	1:26.920	+ 4.316	13:15:16.605
5 -	1:22.604		13:06:44.548	12 -	1:22.950	+ 0.346	13:16:39.555
6 -	1:26.010	+ 3.406	13:08:10.558	13 -	1:23.844	+ 1.240	13:18:03.399
7 -	1:23.080	+ 0.476	13:09:33.638	14 -	1:22.993	+ 0.389	13:19:26.392
63	John CROWSON		Chevron B40				
1 -	1:36.064	+ 10.261	13:01:03.130	6 -	1:44.541 P	+ 18.738	13:08:39.179
2 -	1:33.644	+ 7.841	13:02:36.774	7 -	3:35.788	+ 2:09.985	13:12:14.967
3 -	1:26.222	+ 0.419	13:04:02.996	8 -	1:26.281	+ 0.478	13:13:41.248
4 -	1:25.839	+ 0.036	13:05:28.835	9 -	1:50.575 P	+ 24.772	13:15:31.823
5 -	1:25.803		13:06:54.638				
67	Simon PERKINS		March 71BM				
1 -	1:42.137		13:00:56.024				
77	Chris ALFORD		Palliser WDBF2				
1 -	1:33.616	+ 4.590	13:00:39.110	8 -	1:29.447	+ 0.421	13:11:14.660
2 -	1:32.728	+ 3.702	13:02:11.838	9 -	1:29.827	+ 0.801	13:12:44.487
3 -	1:31.869	+ 2.843	13:03:43.707	10 -	1:29.160	+ 0.134	13:14:13.647
4 -	1:30.580	+ 1.554	13:05:14.287	11 -	1:29.199	+ 0.173	13:15:42.846
5 -	1:29.411	+ 0.385	13:06:43.698	12 -	1:29.026		13:17:11.872
6 -	1:32.436	+ 3.410	13:08:16.134	13 -	1:31.191	+ 2.165	13:18:43.063
7 -	1:29.079	+ 0.053	13:09:45.213				

Weather / Track : Cloudy / Dry


Historic Formula 2 Trophy Race

QUALIFYING RACE 8 & 13 - LAP ANALYSIS

84		Roger BEVAN		Brabham BT21A			
1 -	1:43.392	+ 10.419	13:01:22.166	7 -	1:34.613	+ 1.640	13:10:51.115
2 -	1:36.372	+ 3.399	13:02:58.538	8 -	1:33.224	+ 0.251	13:12:24.339
3 -	1:35.531	+ 2.558	13:04:34.069	9 -	1:33.499	+ 0.526	13:13:57.838
4 -	1:32.973		13:06:07.042	10 -	1:34.808	+ 1.835	13:15:32.646
5 -	1:34.335	+ 1.362	13:07:41.377	11 -	1:37.493	+ 4.520	13:17:10.139
6 -	1:35.125	+ 2.152	13:09:16.502	12 -	1:35.737	+ 2.764	13:18:45.876
88		Michael SCOTT		Brabham BT30			
1 -	1:39.934	+ 11.385	13:00:59.140	8 -	1:28.814	+ 0.265	13:11:44.000
2 -	1:39.640	+ 11.091	13:02:38.780	9 -	1:29.537	+ 0.988	13:13:13.537
3 -	1:32.148	+ 3.599	13:04:10.928	10 -	1:31.015	+ 2.466	13:14:44.552
4 -	1:30.830	+ 2.281	13:05:41.758	11 -	1:30.279	+ 1.730	13:16:14.831
5 -	1:33.972	+ 5.423	13:07:15.730	12 -	1:48.985	+ 20.436	13:18:03.816
6 -	1:30.907	+ 2.358	13:08:46.637	13 -	1:34.175	+ 5.626	13:19:37.991
7 -	1:28.549		13:10:15.186				
90		Daryl TAYLOR		March 78B			
1 -	1:34.220	+ 3.254	13:00:39.227	4 -	1:40.909	+ 9.943	13:05:23.816
2 -	1:32.714	+ 1.748	13:02:11.941	5 -	2:09.307 P	+ 38.341	13:07:33.123
3 -	1:30.966		13:03:42.907				

Historic Formula 2

RACE 8 - GRID - AMENDED

ROW 11	12 Peter MEYRICK	65 Bob SELLIX
ROW 10	1:42.137 67 Simon PERKINS	1:35.672 37 Lincoln SMALL
ROW 9	1:33.327 20 David BROWN	1:32.973 84 Roger BEVAN
ROW 8	1:32.743 14 Nick OVERALL	1:30.966 90 Daryl TAYLOR
ROW 7	1:29.026 77 Chris ALFORD	1:29.005 50 Paul BASON
ROW 6	1:28.830 47 John MOULDS	1:28.549 88 Michael SCOTT
ROW 5	1:28.380 7 Chris SHARPLES	1:26.412 5 Mike BARNBY
ROW 4	1:26.250 51 Michael HIBBERD	1:25.803 63 John CROWSON
ROW 3	1:24.727 36 Richard EYRE	1:24.579 57 Neil FOWLER
ROW 2	1:23.473 27 Bo WARMENIUS	1:22.849 46 Steve MAXTED
ROW 1	1:22.604 60 Bob JUGGINS	1:21.177 35 Sean WALKER
Pole		
		

Car 12 Allowed to start

Silverstone International
Circuit Length = 2.2490 miles

Clerk of Course :

Timekeeper :

Grandstand Motor Sports Historic Formula Ford

RACE 1 - CLASSIFICATION

POS	NO	CL	NAME	ENTRY	LAPS	TIME	GAP	DIFF	MPH	BEST	ON
1	4		Callum MACLEOD	Merlyn Mk20A	13	20:41.668			84.76	1:33.625	3
2	72		Amanda WHITAKER	Elden Mk8	13	20:47.735	6.067	6.067	84.35	1:34.354	8
3	11		Westie MITCHELL	Merlyn Mk20	13	20:48.465	6.797	0.730	84.30	1:34.584	9
4	57		David WILD	Lola T200	13	20:49.146	7.478	0.681	84.25	1:34.527	9
5	52		Andrew NEWALL	Palliser WDF3	13	21:02.161	20.493	13.015	83.39	1:35.935	11
6	67		Paul MCMORRAN	Crossle 20F	13	21:08.997	27.329	6.836	82.94	1:36.347	4
7	58		Mike GRANT PETERKIN	Brabham BT21	13	21:11.737	30.069	2.740	82.76	1:35.943	10
8	48		Crispin SCHLAEFLI	Macon MR8	13	21:13.268	31.600	1.531	82.66	1:36.510	9
9	88		Derek RODGERS	Merlyn MK11A	13	21:21.809	40.141	8.541	82.11	1:37.280	6
10	86		George FOWLER	Macon MR8	13	21:26.630	44.962	4.821	81.80	1:36.969	12
11	47		Tony DEMPSTER	Lola T200	13	21:48.916	1:07.248	22.286	80.41	1:37.868	6
12	55		Roger ARNOLD	Merlyn MK20	13	21:49.718	1:08.050	0.802	80.36	1:38.504	9
13	43		Bob HOUGHTON	Merlyn Mk11A	13	21:50.364	1:08.696	0.646	80.32	1:38.398	12
14	49		Clive FIDGEON	Lola T200	13	21:51.529	1:09.861	1.165	80.25	1:37.016	8
15	31		Roy SIERGIEJEW	Merlyn Mk17	13	21:51.881	1:10.213	0.352	80.23	1:38.939	8
16	38		John HAYES-HARLOW	Elden Mk 8/10	13	21:54.271	1:12.603	2.390	80.08	1:37.743	5
17	54		Alex MEEK	Merlyn Mk20A	13	21:57.164	1:15.496	2.893	79.90	1:37.110	5
18	27		Dick DIXON	Lotus 61	13	21:57.609	1:15.941	0.445	79.88	1:39.255	12
19	70		John HARRISON	Lola T200	13	22:02.216	1:20.548	4.607	79.60	1:36.885	11
20	36		Andrew GARSIDE	Elden Mk8	13	22:05.032	1:23.364	2.816	79.43	1:37.316	5
21	8		Andrew MANSELL	Merlyn Mk11A	13	22:06.996	1:25.328	1.964	79.31	1:38.430	5
22	46		Mike BROMLEY	Merlyn Mk11A	13	22:08.757	1:27.089	1.761	79.21	1:38.949	3
23	28		Michael WALES	Merlyn Mk20	13	23:00.527	2:18.859	51.770	76.24	1:39.833	11
24	42		Harvey SYKES	Crossle 20F	13	23:09.106	2:27.438	8.579	75.77	1:40.250	11
25	59		Terence TUMBER	Lola T200	12	20:51.135	1 lap	1 lap	77.65	1:41.203	3
26	34		Philip NORRIS	Macon MR8	12	21:03.816	1 lap	12.681	76.87	1:43.033	11
27	51		Albert CLEMENTS	Lotus 51	12	21:18.155	1 lap	14.339	76.01	1:43.793	10
28	89		Gary CRITCHER	Nike Mk4/6	12	21:21.343	1 lap	3.188	75.82	1:44.142	10
29	74		Greg GILBERT	Alexis Mk15	12	21:26.544	1 lap	5.201	75.51	1:37.597	9
30	87		Paul STRINGER	Lotus 51	12	22:00.819	1 lap	34.275	73.55	1:45.657	6
NOT CLASSIFIED											
DNF	56		Alan FAIRBROTHER	Merlyn Mk20	11	18:50.059	2 laps	1 lap	78.81	1:40.177	3
DNF	15		Gareth PAUL	Merlyn Mk17A	5	9:20.779	8 laps	6 laps	72.18	1:47.361	4
FASTEST LAP											
	4		Callum MACLEOD	Merlyn Mk20A	3	1:33.625		86.47 mph		139.17 kph	

Weather / Track : Bright / Dry

These results are provisional until the conclusion of any judicial and technical matters.

Silverstone International
Circuit Length = 2.2490 miles
Start: 14:02 End: 14:26

Clerk of Course :

Timekeeper :

Grandstand Motor Sports Historic Formula Ford

RACE 1 - LAP CHART

Lap 1			Lap 2			Lap 3			Lap 4			Lap 5		
No	Behind	Laptime	No	Behind	Laptime	No	Behind	Laptime	No	Behind	Laptime	No	Behind	Laptime
4		1:37.855	4		1:34.302	4		1:33.625	11		1:35.661	72		1:35.078
11	0.126	1:38.395	11	0.881	1:35.057	11	2.285	1:35.029	72	0.126	1:35.505	4	0.545	1:35.099
72	0.608	1:38.384	72	1.366	1:35.060	72	2.567	1:34.826	57	0.416	1:35.513	11	0.646	1:35.850
57	1.004	1:38.629	57	1.890	1:35.188	57	2.849	1:34.584	4	0.650	1:38.596	57	1.090	1:35.878
58	1.875	1:38.622	58	4.385	1:36.812	52	7.367	1:36.355	52	5.389	1:35.968	52	6.246	1:36.061
52	2.474	1:39.656	52	4.637	1:36.465	58	7.770	1:37.010	58	5.935	1:36.111	67	8.479	1:36.431
67	2.915	1:38.864	67	5.094	1:36.481	67	8.851	1:37.382	67	7.252	1:36.347	58	12.332	1:41.601
48	3.734	1:41.023	48	7.340	1:37.908	48	11.663	1:37.948	48	10.639	1:36.922	48	12.950	1:37.515
54	5.360	1:41.243	88	10.081	1:38.291	70	14.981	1:38.349	88	15.241	1:37.878	88	18.039	1:38.002
70	5.812	1:41.110	70	10.257	1:38.747	88	15.309	1:38.853	74	17.251	1:39.467	86	20.444	1:37.874
88	6.092	1:40.945	74	10.772	1:38.180	74	15.730	1:38.583	86	17.774	1:38.779	74	20.980	1:38.933
74	6.894	1:42.404	86	12.455	1:38.665	86	16.941	1:38.111	8	18.598	1:38.612	36	21.531	1:37.316
8	7.855	1:42.090	8	12.794	1:39.241	8	17.932	1:38.763	36	19.419	1:38.889	8	21.824	1:38.430
86	8.092	1:42.211	36	12.854	1:38.077	36	18.476	1:39.247	38	19.866	1:38.795	38	22.405	1:37.743
36	9.079	1:43.662	38	13.763	1:38.422	38	19.017	1:38.879	55	20.998	1:38.939	55	24.617	1:38.823
38	9.643	1:44.497	55	14.576	1:39.020	55	20.005	1:39.054	54	22.789	1:38.508	54	24.695	1:37.110
55	9.858	1:43.484	27	17.165	1:40.207	54	22.227	1:38.462	27	26.857	1:41.019	31	30.821	1:39.018
27	11.260	1:44.954	54	17.390	1:46.332	27	23.784	1:40.244	31	27.007	1:40.944	47	31.653	1:39.575
56	12.079	1:44.190	31	17.903	1:40.098	31	24.009	1:39.731	47	27.282	1:40.760	43	32.790	1:39.984
31	12.107	1:45.374	47	18.758	1:40.735	47	24.468	1:39.335	43	28.010	1:40.050	27	32.860	1:41.207
47	12.325	1:43.767	43	20.271	1:41.710	43	25.906	1:39.260	46	29.541	1:40.090	46	34.277	1:39.940
43	12.863	1:45.970	56	20.460	1:42.683	56	27.012	1:40.177	56	30.501	1:41.435	56	35.778	1:40.481
28	13.996	1:45.966	46	22.073	1:41.963	46	27.397	1:38.949	28	35.847	1:43.692	49	42.318	1:37.806
59	14.373	1:45.905	28	22.134	1:42.440	28	30.101	1:41.592	59	36.792	1:44.444	28	43.022	1:42.379
46	14.412	1:46.112	59	22.716	1:42.645	59	30.294	1:41.203	49	39.716	1:38.707	59	46.277	1:44.689
89	16.877	1:48.180	34	27.555	1:44.387	34	38.495	1:44.565	42	44.261	1:43.421	42	51.155	1:42.098
34	17.470	1:48.643	89	29.716	1:47.141	42	38.786	1:42.521	34	45.872	1:45.323	34	54.019	1:43.351
51	19.177	1:50.045	42	29.890	1:44.938	49	38.955	1:39.941	89	51.055	1:46.458	70	55.433	1:38.549
42	19.254	1:48.715	51	30.569	1:45.694	89	42.543	1:46.452	51	51.616	1:46.499	51	1:02.001	1:45.589
87	23.413	1:53.355	49	32.639	1:39.492	51	43.063	1:46.119	70	52.088	2:15.053	89	1:02.757	1:46.906
15	24.880	1:53.753	87	37.586	1:48.475	87	51.878	1:47.917	87	1:01.953	1:48.021	87	1:12.758	1:46.009
49	27.449	2:04.179	15	39.382	1:48.804	15	53.137	1:47.380	15	1:02.552	1:47.361	15	1:17.449	1:50.101

Grandstand Motor Sports Historic Formula Ford

RACE 1 - LAP CHART

Lap 6			Lap 7			Lap 8			Lap 9			Lap 10		
No	Behind	Laptime	No	Behind	Laptime	No	Behind	Laptime	No	Behind	Laptime	No	Behind	Laptime
4		1:34.730	4		1:34.294	4		1:34.590	4		1:34.206	4		1:35.138
11	1.157	1:35.786	11	2.497	1:35.634	72	2.312	1:34.354	72	2.987	1:34.881	11	3.084	1:35.089
72	1.240	1:36.515	72	2.548	1:35.602	11	2.755	1:34.848	11	3.133	1:34.584	72	3.582	1:35.733
57	1.410	1:35.595	57	2.845	1:35.729	57	3.172	1:34.917	57	3.493	1:34.527	57	3.922	1:35.567
52	7.410	1:36.439	52	9.845	1:36.729	87	1 LAP	1:49.659	52	14.310	1:36.935	51	1 LAP	1:46.997
67	10.183	1:36.979	67	12.572	1:36.683	52	11.581	1:36.326	67	17.565	1:36.743	89	1 LAP	1:46.783
58	14.201	1:37.144	48	17.758	1:37.156	67	15.028	1:37.046	87	1 LAP	1:48.543	52	15.555	1:36.383
48	14.896	1:37.221	58	18.027	1:38.120	48	19.961	1:36.793	48	22.265	1:36.510	67	19.217	1:36.790
88	20.044	1:37.280	88	23.306	1:37.556	58	20.419	1:36.982	58	22.686	1:36.473	58	23.491	1:35.943
36	23.695	1:37.439	86	27.492	1:37.354	88	26.177	1:37.461	88	29.288	1:37.317	48	23.837	1:36.710
86	24.432	1:39.263	36	28.094	1:38.693	74	1 LAP	2:55.831	74	1 LAP	1:37.749	87	1 LAP	1:48.617
38	26.092	1:38.962	38	30.480	1:38.682	86	30.783	1:37.881	86	34.918	1:38.341	88	32.130	1:37.980
8	27.784	1:41.235	55	32.430	1:38.700	36	31.208	1:37.704	36	36.517	1:39.515	74	1 LAP	1:37.597
55	28.024	1:38.682	47	38.264	1:38.312	38	34.843	1:38.953	38	39.694	1:39.057	86	38.040	1:38.260
54	28.329	1:38.909	31	40.766	1:39.533	55	36.360	1:38.520	55	40.658	1:38.504	38	43.936	1:39.380
47	34.246	1:37.868	43	41.359	1:39.412	47	41.658	1:37.984	47	46.198	1:38.746	47	52.643	1:41.583
31	35.527	1:39.981	27	45.444	1:41.232	31	45.115	1:38.939	31	50.143	1:39.234	55	52.813	1:47.293
43	36.241	1:38.726	46	47.068	1:42.302	43	46.056	1:39.287	43	50.813	1:38.963	31	54.176	1:39.171
27	38.506	1:40.921	49	49.921	1:39.435	27	51.595	1:40.741	49	56.682	1:38.541	43	54.980	1:39.305
46	39.060	1:40.058	56	50.254	1:43.711	49	52.347	1:37.016	27	57.014	1:39.625	49	1:00.773	1:39.229
74	40.768	1:55.063	54	51.764	1:57.729	46	52.489	1:40.011	54	59.469	1:38.415	27	1:01.744	1:39.868
56	40.837	1:40.334	8	56.304	2:02.814	54	55.260	1:38.086	46	1:00.644	1:42.361	54	1:03.632	1:39.301
49	44.780	1:37.737	28	1:00.628	1:44.868	56	57.350	1:41.686	56	1:03.648	1:40.504	46	1:07.418	1:41.912
28	50.054	1:42.307	59	1:01.633	1:43.485	8	1:01.413	1:39.699	8	1:06.813	1:39.606	36	1:08.511	2:07.132
59	52.442	1:41.440	70	1:01.672	1:38.301	70	1:05.811	1:38.729	70	1:08.800	1:37.195	56	1:11.738	1:43.228
42	57.641	1:41.761	42	1:04.351	1:41.004	28	1:08.461	1:42.423	42	1:16.366	1:40.530	8	1:11.866	1:40.191
70	57.665	1:37.507	34	1:11.182	1:43.204	59	1:09.888	1:42.845	28	1:16.591	1:42.336	70	1:11.916	1:38.254
34	1:02.272	1:43.528	51	1:22.106	1:44.835	42	1:10.042	1:40.281	59	1:18.705	1:43.023	42	1:21.528	1:40.300
51	1:11.565	1:44.839	89	1:22.839	1:44.559	34	1:21.058	1:44.466	34	1:30.029	1:43.177	28	1:21.771	1:40.318
89	1:12.574	1:45.092				51	1:31.451	1:43.935				59	1:25.998	1:42.431
87	1:23.140	1:45.657				89	1:32.862	1:44.613						

Grandstand Motor Sports Historic Formula Ford

RACE 1 - LAP CHART

Lap 11			Lap 12			Lap 13		
No	Behind	Laptime	No	Behind	Laptime	No	Behind	Laptime
4		1:34.328	4		1:34.338	4		1:36.169
72	4.193	1:34.939	72	5.105	1:35.250	72	6.067	1:37.131
34	1 LAP	1:45.054	57	7.587	1:35.654	11	6.797	1:35.173
57	6.271	1:36.677	11	7.793	1:34.941	57	7.478	1:36.060
11	7.190	1:38.434	34	1 LAP	1:43.033	59	1 LAP	1:46.344
52	17.162	1:35.935	52	19.997	1:37.173	52	20.493	1:36.665
51	1 LAP	1:43.793	67	25.588	1:38.088	34	1 LAP	1:44.005
89	1 LAP	1:44.142	51	1 LAP	1:44.128	67	27.329	1:37.910
67	21.838	1:36.949	58	29.264	1:37.548	58	30.069	1:36.974
58	26.054	1:36.891	48	29.421	1:36.938	48	31.600	1:38.348
48	26.821	1:37.312	89	1 LAP	1:44.154	51	1 LAP	1:44.297
88	35.177	1:37.375	88	38.428	1:37.589	89	1 LAP	1:45.913
74	1 LAP	1:37.866	74	1 LAP	1:38.594	88	40.141	1:37.882
86	41.106	1:37.394	86	43.737	1:36.969	74	1 LAP	1:39.534
87	1 LAP	1:48.083	38	54.986	1:39.719	86	44.962	1:37.394
38	49.605	1:39.997	87	1 LAP	1:49.182	47	1:07.248	1:40.989
47	57.861	1:39.546	47	1:02.428	1:38.905	55	1:08.050	1:41.179
55	58.236	1:39.751	55	1:03.040	1:39.142	43	1:08.696	1:41.208
43	59.597	1:38.945	43	1:03.657	1:38.398	49	1:09.861	1:39.051
31	59.708	1:39.860	31	1:04.849	1:39.479	31	1:10.213	1:41.533
49	1:04.024	1:37.579	49	1:06.979	1:37.293	38	1:12.603	1:53.786
27	1:06.945	1:39.529	54	1:11.298	1:38.562	54	1:15.496	1:40.367
54	1:07.074	1:37.770	27	1:11.862	1:39.255	27	1:15.941	1:40.248
36	1:12.850	1:38.667	36	1:16.807	1:38.295	87	1 LAP	1:54.990
70	1:14.473	1:36.885	70	1:17.155	1:37.020	70	1:20.548	1:39.562
46	1:14.576	1:41.486	46	1:21.538	1:41.300	36	1:23.364	1:42.726
8	1:17.195	1:39.657	8	1:21.707	1:38.850	8	1:25.328	1:39.790
56	1:18.898	1:41.488	28	1:35.795	1:42.857	46	1:27.089	1:41.720
28	1:27.276	1:39.833	42	1:36.061	1:42.949	28	2:18.859	2:19.233
42	1:27.450	1:40.250				42	2:27.438	2:27.546
59	1:33.630	1:41.960						

HSCC 70s Road Sports Championship

RACE 2 - CLASSIFICATION

POS	NO	CL	NAME	ENTRY	LAPS	TIME	GAP	DIFF	MPH	BEST	ON
1	1	C	Rory STOCKBRIDGE	Lotus Europa	9	15:38.357			77.65	1:42.239	4
2	9	B	Julian BARTER	TVR 3000M	9	15:38.390	0.033	0.033	77.65	1:42.197	8
3	44	C	Alan HARPER	Lotus Elan S4	9	15:39.387	1.030	0.997	77.56	1:42.411	4
4	24	B	Charles BARTER	Datsun 240Z	9	15:51.831	13.474	12.444	76.55	1:43.764	5
5	29	A	Phil BRIGGS	Porsche 928	9	16:12.789	34.432	20.958	74.90	1:42.768	3
6	89	A	Ralph HARWOOD-PENN	MGB GTV8	9	16:20.936	42.579	8.147	74.28	1:45.804	3
7	26	B	Paul STAFFORD	Datsun 240Z	9	16:40.051	1:01.694	19.115	72.86	1:47.711	3
8	88	B	Mark BOWN	TVR 3000M	9	16:49.691	1:11.334	9.640	72.16	1:49.018	4
9	79	A	Andy JARVIS	Porsche 928	9	16:54.528	1:16.171	4.837	71.82	1:50.238	2
10	47	B	Paul ASLETT	Porsche 911E	9	17:06.480	1:28.123	11.952	70.98	1:51.172	3
11	20	INV	Scott WINNARD	TVR Taimar	9	17:07.478	1:29.121	0.998	70.91	1:51.398	5
12	62	D2	Jim BAYNAM	MGB	9	17:17.543	1:39.186	10.065	70.23	1:51.345	6
13	10	C	Nigel ASHLEY	Lotus Europa	9	17:31.962	1:53.605	14.419	69.26	1:53.124	2
14	76	D2	David ERWIN	Alfa Romeo 2000 GTV	8	15:43.990	1 lap	1 lap	68.61	1:55.000	3
15	52	D2	Graham HALL	Alfa Romeo 2000 GTV	8	15:55.911	1 lap	11.921	67.75	1:55.166	3
16	60	D2	David MARSHALL	Lancia Beta Monte Carlo	8	16:14.096	1 lap	18.185	66.49	1:57.598	7
17	63	D1	Jeremy ANSTEAD	Fiat X19	8	16:25.397	1 lap	11.301	65.73	1:54.358	3
18	21	D2	David LEOPALD	Triumph GT6	8	16:52.705	1 lap	27.308	63.95	2:02.755	8
19	25	E	Stuart DOWNWARD	Lancia Fulvia	7	15:55.741	2 laps	1 lap	59.29	2:11.560	7
20	61	D2	Luke CLARK-BAGNALL	Triumph GT6 Mk3	7	16:24.509	2 laps	28.768	57.56	1:51.954	5

NOT CLASSIFIED

DNF	40	C	Bill BRAITHWAITE	Lotus Europa	6	11:12.550	3 laps	1 lap	72.22	1:46.204	2
DNF	80	D2	David LANE	Jensen Healey	5	9:35.156	4 laps	1 lap	70.38	1:51.397	4
DNF	57	D2	Mark OLDFIELD	Alfa Romeo 2000 GTV	5	11:09.315	4 laps	1:34.159	60.48	1:58.883	2
DNF	19	A	Richard PLANT	Morgan Plus 8	4	7:34.298	5 laps	1 lap	71.28	1:42.435	2
DNF	64	A	Paul ANDERSON	Porsche 928	3	5:21.646	6 laps	1 lap	75.51	1:43.955	2
DNF	78	D2	Mark DUDLEY	Alfa Romeo 2000 GTV	3	6:02.322	6 laps	40.676	67.03	1:54.921	3
DNF	23	D2	Will MORTON	Alfa Romeo 2000 GTV	2	4:42.789	7 laps	1 lap	57.26	2:00.492	1
DNF	65	C	Steve COOKE	Lotus 7 S4	0	07.996					
DNF	81	D2	John DOBSON	Alfa Romeo 2000 GTV	0	13.125					
DNS	5	D2	Ian JACOBS	Jensen Healey	0						
DNS	31	A	Mark BENNETT	MGB GTV8	0						
DNS	43	C	Howard BENTHAM	Lotus Europa	0						
DNS	84	E	Craig COPELAND	Lancia Fulvia	0						
DNS	86	B	Christina TOTTY	TVR 3000M	0						
DNS	96	B	Nigel BARNETT	Ford Capri 3000E	0						

FASTEST LAP

1	C	Rory STOCKBRIDGE	Lotus Europa	4	1:42.239	79.19 mph	127.44 kph
9	B	Julian BARTER	TVR 3000M	8	1:42.197	79.22 mph	127.49 kph
19	A	Richard PLANT	Morgan Plus 8	2	1:42.435	79.03 mph	127.20 kph
20	INV	Scott WINNARD	TVR Taimar	5	1:51.398	72.67 mph	116.96 kph
62	D2	Jim BAYNAM	MGB	6	1:51.345	72.71 mph	117.02 kph
25	E	Stuart DOWNWARD	Lancia Fulvia	7	2:11.560	61.54 mph	99.04 kph
63	D1	Jeremy ANSTEAD	Fiat X19	3	1:54.358	70.79 mph	113.93 kph

Weather / Track : Sunny / Dry

These results are provisional until the conclusion of any judicial and technical matters.

Silverstone International
Circuit Length = 2.2490 miles
Start: 14:50 End: 15:07

Clerk of Course :	Timekeeper :
-------------------	--------------

HSCC 70s Road Sports Championship

RACE 2 - LAP CHART

Lap 1			Lap 2			Lap 3			Lap 4			Lap 5		
No	Behind	Laptime	No	Behind	Laptime	No	Behind	Laptime	No	Behind	Laptime	No	Behind	Laptime
19		1:44.661	19		1:42.435	19		1:42.701	1		1:42.239	1		1:43.181
1	2.119	1:46.978	1	2.970	1:43.286	1	2.541	1:42.272	44	0.809	1:42.411	44	0.594	1:42.966
44	2.203	1:46.410	44	3.285	1:43.517	44	3.178	1:42.594	9	3.338	1:42.629	9	3.436	1:43.279
29	2.907	1:47.020	29	4.083	1:43.611	29	4.150	1:42.768	29	4.446	1:45.076	29	7.629	1:46.364
64	3.158	1:46.882	64	4.678	1:43.955	9	5.489	1:43.349	24	9.509	1:47.177	24	10.092	1:43.764
9	3.377	1:47.103	9	4.841	1:43.899	64	6.620	1:44.643	40	18.529	1:46.972	61	2 LAPS	1:56.074
24	4.001	1:46.692	24	5.388	1:43.822	24	7.112	1:44.425	89	24.791	1:45.950	40	22.233	1:46.885
40	7.961	1:50.171	40	11.730	1:46.204	40	16.337	1:47.308	26	30.176	1:49.042	89	27.835	1:46.225
88	12.900	1:54.418	89	20.518	1:48.238	89	23.621	1:45.804	88	34.375	1:49.018	25	1 LAP	2:16.719
26	13.103	1:54.238	26	20.904	1:50.236	26	25.914	1:47.711	19	34.492	2:19.272	26	36.778	1:49.783
89	14.715	1:52.028	79	22.639	1:50.238	88	30.137	1:50.059	79	37.655	1:50.648	88	41.074	1:49.880
79	14.836	1:55.578	88	22.779	1:52.314	79	31.787	1:51.849	47	41.804	1:51.903	79	45.785	1:51.311
80	16.262	1:56.622	47	26.210	1:51.613	47	34.681	1:51.172	80	42.494	1:51.397	47	51.215	1:52.592
47	17.032	1:56.683	80	27.071	1:53.244	80	35.877	1:51.507	20	44.335	1:51.492	80	52.169	1:52.856
20	17.631	1:57.675	62	27.976	1:52.071	62	37.301	1:52.026	62	44.601	1:52.080	20	52.552	1:51.398
62	18.340	1:56.597	20	28.782	1:53.586	20	37.623	1:51.542	10	51.762	1:54.249	62	54.146	1:52.726
23	20.600	2:00.492	10	31.712	1:53.124	10	42.293	1:53.282	76	59.189	1:56.002	10	1:03.305	1:54.724
10	21.023	2:00.003	78	35.076	1:55.074	78	47.296	1:54.921	52	1:04.148	1:59.438	76	1:11.328	1:55.320
78	22.437	2:00.536	76	35.668	1:55.204	76	47.967	1:55.000	63	1:07.208	2:01.911	52	1:16.628	1:55.661
76	22.899	2:00.530	52	37.025	1:55.695	52	49.490	1:55.166	60	1:19.393	1:59.479	63	1:26.544	2:02.517
52	23.765	2:01.657	63	38.420	1:55.176	63	50.077	1:54.358	57	1:20.981	2:04.664	60	1:35.024	1:58.812
63	25.679	2:01.702	57	44.370	1:58.883	57	1:01.097	1:59.428	21	1:35.359	2:04.793			
57	27.922	2:04.572	60	47.399	2:01.014	60	1:04.694	1:59.996						
60	28.820	2:06.345	21	54.553	2:04.909	21	1:15.346	2:03.494						
21	32.079	2:07.211	23	1:10.464	2:32.299	61	1 LAP	1:57.532						
25	42.213	2:16.310	25	1:14.648	2:14.870	25	1:44.754	2:12.807						
			61	1 LAP	3:09.149									

HSCC 70s Road Sports Championship

RACE 2 - LAP CHART

Lap 6			Lap 7			Lap 8			Lap 9		
No	Behind	Laptime	No	Behind	Laptime	No	Behind	Laptime	No	Behind	Laptime
1		1:42.941	1		1:43.571	1		1:42.800	1		1:46.058
9	3.273	1:42.778	9	2.749	1:43.047	9	2.146	1:42.197	9	0.033	1:43.945
44	3.578	1:45.925	44	3.852	1:43.845	44	3.740	1:42.688	44	1.030	1:43.348
29	10.756	1:46.068	60	1 LAP	1:59.568	52	1 LAP	1:58.193	76	1 LAP	1:57.035
24	11.727	1:44.576	63	1 LAP	2:08.283	24	14.368	1:44.983	24	13.474	1:45.164
21	1 LAP	2:06.039	24	12.185	1:44.029	60	1 LAP	1:57.598	25	2 LAPS	2:11.560
61	2 LAPS	1:52.197	29	13.100	1:45.915	29	23.316	1:53.016	52	1 LAP	1:59.537
89	31.189	1:46.295	61	2 LAPS	1:51.954	63	1 LAP	2:04.592	29	34.432	1:57.174
57	1 LAP	2:48.528 P	89	35.161	1:47.543	61	2 LAPS	1:52.107	60	1 LAP	1:58.919
26	43.947	1:50.110	21	1 LAP	2:04.732	89	39.273	1:46.912	89	42.579	1:49.364
40	46.622	2:07.330	26	51.049	1:50.673	21	1 LAP	2:04.014	61	2 LAPS	1:53.998
88	48.633	1:50.500	88	55.693	1:50.631	26	58.488	1:50.239	63	1 LAP	2:02.991
79	53.499	1:50.655	79	1:01.611	1:51.683	88	1:04.109	1:51.216	26	1:01.694	1:49.264
47	1:00.907	1:52.633	47	1:09.905	1:52.569	79	1:10.329	1:51.518	88	1:11.334	1:53.283
20	1:01.980	1:52.369	62	1:10.902	1:51.923	47	1:20.961	1:53.856	21	1 LAP	2:02.755
62	1:02.550	1:51.345	20	1:11.972	1:53.563	20	1:22.370	1:53.198	79	1:16.171	1:51.900
25	1 LAP	2:15.654	10	1:31.315	1:59.149	62	1:33.074	2:04.972	47	1:28.123	1:53.220
10	1:15.737	1:55.373	25	1 LAP	2:12.028	10	1:44.713	1:56.198	20	1:29.121	1:52.809
76	1:24.979	1:56.592	76	1:37.456	1:56.048				62	1:39.186	1:52.170
52	1:32.253	1:58.566							10	1:53.605	1:54.950

HSCC Guards Trophy

RACE 3 - CLASSIFICATION - AMENDED

POS	NO	CL	NAME	ENTRY	LAPS	TIME	GAP	DIFF	MPH	BEST	ON
1	78	SRD	COTTINGHAM/COTTINGHAM	Chevron B8	25	41:17.827			81.68	1:32.503	21
2	61	SRD	Joe WARD	Chevron B8	25	41:32.762	14.935	14.935	81.19	1:33.980	25
3	2	SRD	Stuart TIZZARD	Lenham Spider	25	41:37.987	20.160	5.225	81.02	1:34.272	20
4	54	SRD	Robert SHAW	Chevron B8	25	42:01.726	43.899	23.739	80.26	1:33.867	21
5	81	SRB	Roger WILLS	Elva Mk7	25	42:03.247	45.420	1.521	80.21	1:35.108	3
6	66	SRD	THOMPSON/MCCLURG	Chevron B6	25	42:24.539	1:06.712	21.292	79.54	1:34.461	6
7	97	SRD	Andrew HILL	Chevron B8	25	42:34.288	1:16.461	9.749	79.24	1:34.952	14
8	8	D	Oliver BRYANT	AC Cobra	25	42:34.752	1:16.925	0.464	79.22	1:36.684	17
9	42	SRD	John TAYLOR	Chevron B8	25	42:45.162	1:27.335	10.410	78.90	1:35.898	22
10	72	D	Jamie BOOT	TVR Griffith 400	24	42:08.917	1 lap	1 lap	76.83	1:39.560	14
11	37	SRD	JONES/JONES	Chevron B8	24	42:22.374	1 lap	13.457	76.42	1:35.777	13
12	70	SRB	Clive WILSON	Elva Mk7	24	42:43.879	1 lap	21.505	75.78	1:39.429	7
13	53	C2	John PEARSON	Jaguar E-Type	24	42:52.633	1 lap	8.754	75.53	1:41.166	8
14	24	B1	TICE/CONOLEY	Marcos 1800GT	24	42:58.220	1 lap	5.587	75.36	1:41.437	8
15	25	SRB	HIBBERD/HIBBERD	Lotus 23B	24	42:58.790	1 lap	0.570	75.35	1:39.419	9
16	10	SRA	Phil BENNETT	Lister Jaguar	23	41:24.707	2 laps	1 lap	74.94	1:45.800	3
17	67	B1	SMITH/EVANS	Marcos 1800 GT	23	41:26.033	2 laps	1.326	74.90	1:41.479	7
18	19	C2	Steve TANDY	Jaguar E-Type	23	41:26.539	2 laps	0.506	74.88	1:41.628	12
19	14	SRB	GODDARD/ATKINSON	Piper	23	42:41.501	2 laps	1:14.962	72.69	1:40.251	19
20	88	D	Jeffrey PATTINSON	Ford Mustang 350GT	23	42:48.896	2 laps	7.395	72.48	1:45.741	2
21	21	B2	Robert BARRIE	Porsche 911	22	41:41.791	3 laps	1 lap	71.19	1:47.215	8
22	80	SRA	Terry HEFTY	Cooper Monaco	22	42:13.461	3 laps	31.670	70.30	1:45.847	17
23	47	B2	SURTEES/GIBSON	MGB	21	42:38.310	4 laps	1 lap	66.45	1:52.206	3
24	64	SRA	Bob GILBERT	Lister Jaguar	20	36:41.664	5 laps	1 lap	73.54	1:43.183	16
25	46	C2	CHASE-GARDENER/ALLEN	Aston Martin DB2	20	42:40.162	5 laps	5:58.498	63.24	1:58.170	17
26	99	B2	SEARS/BELL	MGB	20	43:04.309	5 laps	24.147	62.65	1:55.743	15
27	45	B2	CHILDS/OVERTON	Porsche 356A	19	41:21.756	6 laps	1 lap	61.98	1:59.343	7
28	38	B2	Ian CONWAY	MGB	19	41:40.209	6 laps	18.453	61.52	2:01.505	14

NOT CLASSIFIED

DQ	77	SRB	Dean MEILING	Elva Mk7S							
DNC	11	SRB	Andy SHEPHERD	Lotus 23C	11	20:08.235	14 laps	12 laps	73.71	1:39.815	6
DNC	49	SRD	SCHRYVER/SCHRYVER	Chevron B6	8	12:40.834	17 laps	3 laps	85.13	1:33.663	3
DNC	5	C2	Michael MOORE	Jaguar E-Type	7	18:08.981	18 laps	1 lap	52.04	1:44.299	3
DNC	18	B3	Andrew SOMERVILLE	Triumph TR4	2	4:30.629	23 laps	5 laps	59.83	2:06.783	2
DNC	41	SRE	Gareth JACKSON	Nerus Silhouette	1	13:32.854	24 laps	1 lap	9.96	13:19.863	1
DNS	55	C2	CASTALDINI/CASTALDINI	Jaguar E Type	0						

FASTEST LAP

78	SRD	COTTINGHAM/COTTINGHAM	Chevron B8	21	1:32.503	87.52 mph	140.85 kph
53	C2	John PEARSON	Jaguar E-Type	8	1:41.166	80.03 mph	128.79 kph
8	D	Oliver BRYANT	AC Cobra	17	1:36.684	83.74 mph	134.76 kph
64	SRA	Bob GILBERT	Lister Jaguar	16	1:43.183	78.46 mph	126.27 kph
81	SRB	Roger WILLS	Elva Mk7	3	1:35.108	85.12 mph	137.00 kph
18	B3	Andrew SOMERVILLE	Triumph TR4	2	2:06.783	63.86 mph	102.77 kph
21	B2	Robert BARRIE	Porsche 911	8	1:47.215	75.51 mph	121.53 kph
24	B1	TICE/CONOLEY	Marcos 1800GT	8	1:41.437	79.81 mph	128.45 kph
41	SRE	Gareth JACKSON	Nerus Silhouette	1	13:19.863	10.12 mph	16.29 kph

Car 77 Excluded from Results - Technical Infringements (5.13)

Weather / Track : Bright / Dry

These results are provisional until the conclusion of any judicial and technical matters.

Silverstone International
Circuit Length = 2.2490 miles
Start: 15:19 End: 16:02

Clerk of Course :	Timekeeper :
-------------------	--------------

HSCC Guards Trophy

RACE 3 - LAP CHART

Lap 1			Lap 2			Lap 3			Lap 4			Lap 5		
No	Behind	Laptime	No	Behind	Laptime	No	Behind	Laptime	No	Behind	Laptime	No	Behind	Laptime
49		1:36.867	49		1:34.021	49		1:33.663	49		1:33.801	49		1:34.026
66	1.749	1:37.366	66	2.269	1:34.541	66	3.165	1:34.559	66	6.165	1:36.801	66	7.307	1:35.168
78	2.784	1:38.884	78	3.328	1:34.565	78	4.846	1:35.181	78	8.667	1:37.622	78	9.952	1:35.311
61	3.919	1:38.907	61	4.103	1:34.205	61	5.036	1:34.596	61	9.331	1:38.096	61	10.337	1:35.032
81	5.464	1:41.061	81	7.365	1:35.922	81	8.810	1:35.108	81	10.706	1:35.697	81	13.293	1:36.613
8	7.192	1:41.916	8	10.398	1:37.227	97	13.657	1:36.485	97	18.798	1:38.942	45	1 LAP	1:59.686
97	8.480	1:42.213	97	10.835	1:36.376	8	14.333	1:37.598	2	19.599	1:34.538	2	22.946	1:37.373
72	9.806	1:43.978	42	15.201	1:38.708	2	18.862	1:35.304	8	19.832	1:39.300	97	23.270	1:38.498
42	10.514	1:45.222	72	16.982	1:41.197	42	20.155	1:38.617	42	25.319	1:38.965	8	24.583	1:38.777
37	12.074	1:44.757	2	17.221	1:36.877	37	21.956	1:38.023	37	25.518	1:37.363	46	1 LAP	2:02.403
14	14.143	1:47.771	37	17.596	1:39.543	72	23.531	1:40.212	99	1 LAP	2:24.471	37	28.129	1:36.637
2	14.365	1:50.444	19	24.086	1:42.785	19	33.965	1:43.542	72	29.660	1:39.930	42	29.567	1:38.274
67	15.002	1:47.867	67	24.565	1:43.584	67	34.356	1:43.454	38	1 LAP	2:31.108	72	36.206	1:40.572
19	15.322	1:47.392	53	25.085	1:43.553	25	34.833	1:43.052	25	43.833	1:42.801	54	44.520	1:34.596
53	15.553	1:47.629	25	25.444	1:43.168	53	35.023	1:43.601	54	43.950	1:40.156	25	50.563	1:40.756
25	16.297	1:50.106	70	26.005	1:43.196	11	35.558	1:41.676	19	44.322	1:44.158	11	53.087	1:42.105
24	16.437	1:48.766	24	27.087	1:44.671	24	36.521	1:43.097	67	44.482	1:43.927	19	54.304	1:44.008
70	16.830	1:48.690	11	27.545	1:41.551	70	36.673	1:44.331	11	45.008	1:43.251	67	54.788	1:44.332
64	17.752	1:49.391	64	29.385	1:45.654	54	37.595	1:36.629	53	45.987	1:44.765	70	55.078	1:42.764
11	20.015	1:51.817	10	34.069	1:45.927	64	40.980	1:45.258	70	46.340	1:43.468	53	55.259	1:43.298
10	22.163	1:53.150	54	34.629	1:36.125	10	46.206	1:45.800	24	47.084	1:44.364	24	55.875	1:42.817
21	23.464	1:53.593	88	35.306	1:45.741	5	47.037	1:44.299	64	51.722	1:44.543	99	1 LAP	2:06.515
88	23.586	1:53.844	5	36.401	1:46.347	88	49.551	1:47.908	10	58.283	1:45.878	64	1:02.854	1:45.158
5	24.075	1:55.606	80	38.383	1:47.189	80	50.759	1:46.039	5	58.817	1:45.581	38	1 LAP	2:07.654
80	25.215	1:53.502	21	38.928	1:49.485	21	53.134	1:47.869	88	1:01.939	1:46.189	5	1:09.735	1:44.944
47	26.962	1:55.503	77	44.203	1:44.411	77	54.347	1:43.807	77	1:04.346	1:43.800	10	1:11.102	1:46.845
54	32.525	2:08.606	47	45.165	1:52.224	47	1:03.708	1:52.206	80	1:04.952	1:47.994	77	1:13.703	1:43.383
77	33.813	2:06.030	14	55.376	2:15.254	14	1:04.719	1:43.006	21	1:09.476	1:50.143	88	1:13.829	1:45.916
45	36.818	2:04.705	45	1:03.138	2:00.341	45	1:29.113	1:59.638	47	1:22.892	1:52.985	80	1:19.453	1:48.527
46	38.158	2:04.634	46	1:03.468	1:59.331	46	1:31.004	2:01.199	14	1:30.807	1:59.889	21	1:23.803	1:48.353
38	39.972	2:06.856	38	1:08.670	2:02.719									
99	40.919	2:07.040	99	1:10.191	2:03.293									
18	41.997	2:07.343	18	1:14.759	2:06.783									

HSCC Guards Trophy

RACE 3 - LAP CHART

Lap 6			Lap 7			Lap 8			Lap 9			Lap 10		
No	Behind	Laptime	No	Behind	Laptime	No	Behind	Laptime	No	Behind	Laptime	No	Behind	Laptime
49		1:33.858	49		1:34.036	49		1:35.580	66		1:35.830	66		1:36.148
66	7.910	1:34.461	38	2 LAPS	2:05.856	88	1 LAP	1:47.267	88	1 LAP	1:46.528	77	1 LAP	1:46.735
47	1 LAP	1:53.171	21	1 LAP	1:48.523	10	1 LAP	1:49.045	61	6.326	1:36.766	61	6.027	1:35.849
14	1 LAP	1:46.177	66	8.520	1:34.646	66	9.646	1:36.706	78	6.462	1:37.151	78	6.896	1:36.582
78	11.867	1:35.773	78	13.639	1:35.808	80	1 LAP	1:50.078	46	2 LAPS	2:07.051	81	12.006	1:39.199
61	12.392	1:35.913	61	14.431	1:36.075	78	14.787	1:36.728	81	8.955	1:36.513	2	13.847	1:36.253
81	14.619	1:35.184	81	17.080	1:36.497	61	15.036	1:36.185	10	1 LAP	1:49.652	88	1 LAP	1:46.111
2	23.556	1:34.468	14	1 LAP	1:46.363	81	17.918	1:36.418	2	13.742	1:34.868	45	2 LAPS	2:01.510
97	26.114	1:36.702	2	23.936	1:34.416	21	1 LAP	1:49.573	80	1 LAP	1:48.617	10	1 LAP	1:47.747
8	27.412	1:36.687	97	28.617	1:36.539	2	24.350	1:35.994	21	1 LAP	1:47.215	37	26.808	1:36.682
37	31.643	1:37.372	47	1 LAP	1:55.284	99	2 LAPS	2:05.190	8	25.878	1:37.543	8	28.528	1:38.798
42	34.539	1:38.830	8	30.130	1:36.754	38	2 LAPS	2:02.039	37	26.274	1:36.794	80	1 LAP	1:49.632
72	43.371	1:41.023	37	33.710	1:36.103	97	30.448	1:37.411	14	1 LAP	1:44.798	54	32.775	1:34.408
54	45.662	1:35.000	42	37.124	1:36.621	14	1 LAP	1:44.947	42	33.171	1:38.210	11	1 LAP	2:39.118
45	1 LAP	2:00.723	54	47.119	1:35.493	8	33.811	1:39.261	54	34.515	1:34.157	21	1 LAP	1:49.690
46	1 LAP	2:03.291	72	51.085	1:41.750	37	34.956	1:36.826	97	35.555	1:50.583	42	34.482	1:37.459
25	56.712	1:40.007	25	1:03.045	1:40.369	42	40.437	1:38.893	99	2 LAPS	2:03.238	46	2 LAPS	2:05.676
11	59.044	1:39.815	11	1:05.108	1:40.100	54	45.834	1:34.295	38	2 LAPS	2:02.554	14	1 LAP	1:45.807
70	1:02.683	1:41.463	70	1:08.076	1:39.429	47	1 LAP	1:52.400	72	50.820	1:40.857	25	1:06.482	1:41.177
67	1:02.964	1:42.034	67	1:10.407	1:41.479	41	7 LAPS	1:13.000	25	1:01.453	1:39.419	72	1:10.168	1:55.496
19	1:03.099	1:42.653	53	1:11.635	1:41.914	72	55.439	1:39.934	47	1 LAP	2:01.168 P	70	1:11.299	1:40.288
53	1:03.757	1:42.356	24	1:12.033	1:41.882	25	1:07.510	1:40.045	70	1:07.159	1:40.700	99	2 LAPS	2:03.480
24	1:04.187	1:42.170	19	1:13.140	1:44.077	70	1:11.935	1:39.439	67	1:12.668	1:41.731	38	2 LAPS	2:02.501 P
64	1:14.347	1:45.351	45	1 LAP	2:01.596	11	1:16.071	1:46.543	53	1:13.303	1:41.558	53	1:19.305	1:42.150
5	1:21.831	1:45.954	46	1 LAP	2:01.785	67	1:16.413	1:41.586	24	1:14.000	1:41.586	24	1:19.634	1:41.782
77	1:23.118	1:43.273	64	1:24.354	1:44.043	53	1:17.221	1:41.166	19	1:16.249	1:42.486	19	1:21.929	1:41.828
10	1:26.264	1:49.020	77	1:30.950	1:41.868	24	1:17.890	1:41.437	64	1:33.996	1:45.277	67	1:25.796	1:49.276
88	1:26.637	1:46.666				19	1:19.239	1:41.679						
99	1 LAP	2:06.567				64	1:34.195	1:45.421						
80	1:33.934	1:48.339				45	1 LAP	1:59.343						
						77	1:40.841	1:45.471						

HSCC Guards Trophy

RACE 3 - LAP CHART

Lap 11			Lap 12			Lap 13			Lap 14			Lap 15		
No	Behind	Laptime	No	Behind	Laptime	No	Behind	Laptime	No	Behind	Laptime	No	Behind	Laptime
66		1:37.607	61		1:34.400	61		1:35.173	61		1:38.016	61		1:36.436
61	3.140	1:34.720	78	2.484	1:35.112	78	1.901	1:34.590	66	1 LAP	3:01.237	45	4 LAPS	3:28.357
78	4.912	1:35.623	99	3 LAPS	2:07.535 P	24	1 LAP	1:50.410 P	78	11.133	1:47.248	66	1 LAP	1:38.447
64	1 LAP	1:45.609	2	8.677	1:35.387	2	8.732	1:35.228	19	1 LAP	1:54.200 P	53	1 LAP	1:42.842
81	10.423	1:36.024	81	9.504	1:36.621	81	10.529	1:36.198	64	2 LAPS	3:06.277	64	2 LAPS	1:44.347
2	10.830	1:34.590	38	3 LAPS	2:13.751	8	1 LAP	2:57.513	47	3 LAPS	2:00.996	8	1 LAP	1:37.451
88	1 LAP	1:45.945	66	13.833	1:51.373	37	26.458	1:35.777	2	18.468	1:47.752	97	1 LAP	1:34.952
97	1 LAP	3:02.991	64	1 LAP	1:55.582 P	54	26.722	1:35.669	81	19.594	1:47.081	54	33.642	1:42.746
37	26.272	1:37.071	97	1 LAP	1:38.501	97	1 LAP	1:38.359	8	1 LAP	1:37.088	47	3 LAPS	1:57.423
77	1 LAP	1:59.428 P	37	25.854	1:37.122	77	2 LAPS	3:19.189	54	27.332	1:38.626	42	40.247	1:37.885
5	4 LAPS	7:15.932	54	26.226	1:34.176	99	3 LAPS	2:06.580	97	1 LAP	1:36.838	77	2 LAPS	1:42.513
54	29.590	1:34.422	88	1 LAP	1:46.721	42	37.936	1:38.440	46	3 LAPS	2:14.305	88	2 LAPS	3:06.491
10	1 LAP	1:48.020	42	34.669	1:37.246	10	1 LAP	1:46.513	38	4 LAPS	3:32.109	38	4 LAPS	2:02.621
42	34.963	1:38.088	10	1 LAP	1:47.635	88	1 LAP	1:56.348 P	37	36.367	1:47.925	72	1 LAP	1:39.560
8	40.106	1:49.185	11	1 LAP	1:46.620	72	1 LAP	1:40.357	42	38.798	1:38.878	21	2 LAPS	3:07.412
80	1 LAP	1:47.565	80	1 LAP	1:48.595	14	1 LAP	1:43.653	77	2 LAPS	1:43.396	10	1 LAP	1:47.171
11	1 LAP	1:45.592	72	1 LAP	2:57.554	80	1 LAP	2:01.185 P	72	1 LAP	1:40.338	70	1 LAP	1:41.698
21	1 LAP	1:47.410	14	1 LAP	1:45.054	21	1 LAP	1:59.204 P	10	1 LAP	1:47.126	25	1 LAP	1:47.238
45	2 LAPS	2:03.638 P	21	1 LAP	1:48.862	67	1 LAP	1:47.062	25	1 LAP	3:06.185	78	1:33.300	2:58.603 P
14	1 LAP	1:43.650	67	1 LAP	3:07.305	53	1:35.838	1:42.468	99	3 LAPS	2:19.414	19	1 LAP	3:00.295
46	2 LAPS	2:02.964	45	2 LAPS	2:14.833				14	1 LAP	1:56.791 P	2	1:38.448	2:56.416 P
25	1:08.486	1:39.611	25	1:23.521	1:52.575				70	1 LAP	3:07.186	24	1 LAP	1:43.365
47	2 LAPS	3:21.306	70	1:27.721	1:51.542				24	1 LAP	3:07.454	81	1:39.540	2:56.382 P
70	1:13.719	1:40.027	53	1:28.543	1:41.695				67	1 LAP	1:43.712	66	1:43.199	1:39.307
53	1:24.388	1:42.690	46	2 LAPS	2:02.478 P							67	1 LAP	1:44.510
24	1:24.767	1:42.740	47	2 LAPS	1:58.365									
19	1:27.802	1:43.480	19	1:31.890	1:41.628									

HSCC Guards Trophy

RACE 3 - LAP CHART

Lap 16			Lap 17			Lap 18			Lap 19			Lap 20		
No	Behind	Laptime	No	Behind	Laptime	No	Behind	Laptime	No	Behind	Laptime	No	Behind	Laptime
61		1:46.335	78		1:34.343	78		1:33.142	78		1:32.859	78		1:33.679
53	1 LAP	1:52.781 P	61	0.936	2:56.578 P	61	1.905	1:34.111	88	2 LAPS	1:46.636	61	4.988	1:34.773
80	3 LAPS	3:58.145	10	1 LAP	1:46.122	45	4 LAPS	2:09.557	61	3.894	1:34.848	72	1 LAP	1:41.247
45	4 LAPS	2:00.949	21	2 LAPS	1:49.039	2	9.963	1:35.062	37	1 LAP	1:43.640	2	12.009	1:34.272
8	1 LAP	1:37.075	2	8.043	1:36.348	46	4 LAPS	1:59.323	2	11.416	1:34.312	88	2 LAPS	1:46.007
97	1 LAP	1:42.751	81	13.033	1:38.669	81	15.948	1:36.057	81	18.909	1:35.820	37	1 LAP	1:44.266
64	2 LAPS	1:44.610	14	2 LAPS	1:45.034	47	3 LAPS	1:57.246	66	31.288	1:39.647	81	20.794	1:35.564
46	4 LAPS	3:32.146	70	1 LAP	1:45.028	10	1 LAP	1:47.292	70	1 LAP	1:43.364	54	34.903	1:35.826
42	40.454	1:46.542	53	1 LAP	3:01.352	21	2 LAPS	1:47.788	54	32.756	1:37.969	66	36.379	1:38.770
77	2 LAPS	1:42.108	66	19.535	1:39.610	14	2 LAPS	1:40.822	10	1 LAP	1:47.242	70	1 LAP	1:40.482
88	2 LAPS	1:46.206	25	1 LAP	1:43.656	70	1 LAP	1:40.524	14	2 LAPS	1:44.880	14	2 LAPS	1:40.762
47	3 LAPS	1:59.063	38	4 LAPS	2:05.455	66	24.500	1:38.107	53	1 LAP	1:43.585	53	1 LAP	1:42.195
37	1 LAP	3:41.194	19	1 LAP	1:44.910	53	1 LAP	1:42.143	21	2 LAPS	1:50.789	10	1 LAP	1:47.390
72	1 LAP	1:40.323	24	1 LAP	1:44.914	54	27.646	1:35.639	25	1 LAP	1:41.781	25	1 LAP	1:40.624
21	2 LAPS	1:47.469	54	25.149	1:36.219	25	1 LAP	1:40.428	46	4 LAPS	2:03.891	8	48.799	1:37.708
10	1 LAP	1:46.984	99	4 LAPS	1:58.035	24	1 LAP	1:44.313	45	4 LAPS	2:11.419	21	2 LAPS	1:48.784
38	4 LAPS	2:02.757	67	1 LAP	1:46.518	19	1 LAP	1:45.578	47	3 LAPS	1:59.784	24	1 LAP	1:43.539
78	1:21.299	1:34.334	8	34.441	1:36.684	8	38.998	1:37.699	8	44.770	1:38.631	42	55.825	1:39.965
99	4 LAPS	3:27.778	42	40.952	2:56.140 P	67	1 LAP	1:43.649	24	1 LAP	1:42.711	19	1 LAP	1:45.050
14	2 LAPS	3:26.234	97	45.040	1:40.100	42	46.296	1:38.486	19	1 LAP	1:43.690	97	59.214	1:38.362
70	1 LAP	1:44.376	80	2 LAPS	1:46.448	99	4 LAPS	1:57.743	42	49.539	1:36.102	67	1 LAP	1:44.106
2	1:27.337	1:35.224	64	1 LAP	1:43.183	97	50.328	1:38.430	67	1 LAP	1:43.682	47	3 LAPS	1:59.395
81	1:30.006	1:36.801	77	1 LAP	1:41.668	38	4 LAPS	2:01.505	97	54.531	1:37.062	46	4 LAPS	2:02.697
19	1 LAP	1:44.853	88	1 LAP	1:46.494	64	1 LAP	1:43.246	99	4 LAPS	1:55.743	45	4 LAPS	2:10.677
25	1 LAP	1:54.446	72	1:23.346	1:40.067	80	2 LAPS	1:47.645	64	1 LAP	1:43.410	64	1 LAP	1:43.972
24	1 LAP	1:43.070	37	1:28.410	1:45.029	77	1 LAP	1:41.880	80	2 LAPS	1:45.847			
66	1:35.567	1:38.703				72	1:30.940	1:40.736	38	4 LAPS	2:02.210			
67	1 LAP	1:42.686							77	1 LAP	1:41.634			
54	1:44.572	2:57.265 P												
8	1:53.399	1:37.666												
97	2:00.582	1:37.890												
80	2 LAPS	1:47.363												
64	1 LAP	1:44.817												
77	1 LAP	1:41.321												
45	3 LAPS	2:08.379												

HSCC Guards Trophy

RACE 3 - LAP CHART

Lap 21			Lap 22			Lap 23			Lap 24			Lap 25		
No	Behind	Laptime	No	Behind	Laptime	No	Behind	Laptime	No	Behind	Laptime	No	Behind	Laptime
78		1:32.503	78		1:33.025	78		1:32.897	78		1:34.622	78		1:35.893
80	3 LAPS	1:47.464	47	4 LAPS	1:57.233	61	16.102	1:38.773	21	3 LAPS	1:51.026	45	6 LAPS	2:08.298
77	2 LAPS	1:42.972	46	5 LAPS	1:58.170	2	19.281	1:35.791	61	16.848	1:35.368	10	2 LAPS	1:46.416
99	5 LAPS	1:58.692	64	2 LAPS	1:46.305	77	2 LAPS	1:42.566	2	20.929	1:36.270	67	2 LAPS	1:46.061
61	7.016	1:34.531	61	10.226	1:36.235	47	4 LAPS	1:56.860	77	2 LAPS	1:40.910	19	2 LAPS	1:47.700
72	1 LAP	1:39.830	77	2 LAPS	1:46.124	80	3 LAPS	1:46.867	81	42.363	1:39.812	61	14.935	1:33.980
2	13.822	1:34.316	2	16.387	1:35.590	46	5 LAPS	2:00.518	54	44.145	1:37.300	2	20.160	1:35.124
38	5 LAPS	2:03.065	80	3 LAPS	1:47.872	72	1 LAP	1:47.733	72	1 LAP	1:43.798	38	6 LAPS	2:08.376
81	26.445	1:38.154	72	1 LAP	1:40.813	81	37.173	1:39.831	80	3 LAPS	1:48.884	21	3 LAPS	1:51.910
37	1 LAP	1:43.676	45	5 LAPS	2:11.928	54	41.467	1:36.366	47	4 LAPS	2:02.685	54	43.899	1:35.647
88	2 LAPS	1:47.937	99	5 LAPS	1:56.691	37	1 LAP	1:44.954	37	1 LAP	1:44.123	81	45.420	1:38.950
54	36.267	1:33.867	81	30.239	1:36.819	99	5 LAPS	2:00.123	46	5 LAPS	2:00.370	77	2 LAPS	1:52.211
66	40.942	1:37.066	37	1 LAP	1:41.544	66	56.691	1:43.462	66	1:03.591	1:41.522	72	1 LAP	1:42.207
70	1 LAP	1:40.203	54	37.998	1:34.756	88	2 LAPS	1:50.610	8	1:13.938	1:41.536	80	3 LAPS	1:46.102
14	2 LAPS	1:40.251	88	2 LAPS	1:46.504	70	1 LAP	1:42.774	97	1:15.759	1:38.733	37	1 LAP	1:42.554
25	1 LAP	1:39.803	66	46.126	1:38.209	14	2 LAPS	1:42.942	14	2 LAPS	1:47.087	66	1:06.712	1:39.014
53	1 LAP	1:42.014	38	5 LAPS	2:04.865	45	5 LAPS	2:12.217	88	2 LAPS	1:50.668	97	1:16.461	1:36.595
8	54.447	1:38.151	70	1 LAP	1:40.970	42	1:06.532	1:37.296	70	1 LAP	1:48.910	8	1:16.925	1:38.880
42	59.260	1:35.938	14	2 LAPS	1:40.953	8	1:07.024	1:40.100	25	1 LAP	1:46.808	47	4 LAPS	2:02.333
10	1 LAP	1:48.034	8	59.821	1:38.399	25	1 LAP	1:40.016	99	5 LAPS	2:01.758	46	5 LAPS	2:00.291
97	1:02.847	1:36.136	42	1:02.133	1:35.898	97	1:11.648	1:37.886	42	1:23.751	1:51.841	14	2 LAPS	1:41.155
24	1 LAP	1:43.587	25	1 LAP	1:42.087	53	1 LAP	1:45.291	53	1 LAP	1:43.820	70	1 LAP	1:43.038
19	1 LAP	1:42.811	53	1 LAP	1:43.401	38	5 LAPS	2:07.243	24	1 LAP	1:42.902	42	1:27.335	1:39.477
21	2 LAPS	1:48.165	97	1:06.659	1:36.837	24	1 LAP	1:42.579				88	2 LAPS	1:48.174
67	1 LAP	1:42.695	24	1 LAP	1:42.296	10	1 LAP	1:47.522				53	1 LAP	1:44.593
			10	1 LAP	1:47.314	19	1 LAP	1:44.702				24	1 LAP	1:42.248
			19	1 LAP	1:43.255	67	1 LAP	1:42.741				25	1 LAP	1:54.592
			67	1 LAP	1:43.052							99	5 LAPS	1:58.695
			21	2 LAPS	1:47.769									

HSCC Classic Racing Cars

RACE 4 - CLASSIFICATION

POS	NO	CL	NAME	ENTRY	LAPS	TIME	GAP	DIFF	MPH	BEST	ON
1	22	E2	Ian GRAY	Brabham BT16	13	20:31.313			85.48	1:32.549	13
2	30	E2	Richard KENDLE	Brabham BT21B	13	20:32.187	0.874	0.874	85.41	1:32.322	12
3	36	E2	Tony KEELE	Palliser WDB3	13	20:32.441	1.128	0.254	85.40	1:32.943	10
4	51	E2	Antony ROSS	Lotus 59/69	13	20:57.830	26.517	25.389	83.67	1:32.292	13
5	25	E4	John COUNSELL	Brabham BT23C	13	21:12.627	41.314	14.797	82.70	1:34.719	9
6	62	E2	Alasdair PIKE	Brabham BT21	13	21:36.070	1:04.757	23.443	81.20	1:37.709	11
7	72	F	Amanda WHITAKER	Elden Mk8	13	21:44.783	1:13.470	8.713	80.66	1:38.762	4
8	56	E2	Cliff GIDDENS	Brabham BT16	13	22:02.124	1:30.811	17.341	79.60	1:39.166	3
9	23	D	Paul MCMORRAN	Crossle 17F	13	22:02.705	1:31.392	0.581	79.57	1:39.254	11
10	73	E2	John RAND	Palliser WDB2	13	22:10.322	1:39.009	7.617	79.11	1:38.666	12
11	38	F	Andrew GARSIDE	Elden Mk8	12	20:38.810	1 lap	1 lap	78.42	1:41.252	4
12	28	D	Richard URWIN	Brabham BT28	12	20:40.934	1 lap	2.124	78.29	1:40.951	12
13	26	D	Steven HART	Brabham BT15	12	20:47.370	1 lap	6.436	77.88	1:41.184	10
14	3	F	Chris ATKINSON	Merlyn Mk20	12	20:48.304	1 lap	0.934	77.83	1:40.757	10
15	81	D	Steve WILKINSON	Brabham BT21	12	21:16.912	1 lap	28.608	76.08	1:43.408	4
16	32	E2	Julian JUDD	Jovis	12	21:37.618	1 lap	20.706	74.87	1:45.137	10
17	27	D	Peter WILLIAMS	Brabham BT15	11	20:55.285	2 laps	1 lap	70.94	1:51.395	11
18	35	D	David PULLEN	Chevron B17	11	21:26.088	2 laps	30.803	69.24	1:52.565	2
19	43	B	Geoff WILLIAMS	Lotus 22	11	21:31.084	2 laps	4.996	68.98	1:52.102	11
20	46	F	Richard BROMLEY	Merlyn Mk11A	11	21:31.419	2 laps	0.335	68.96	1:51.472	11
21	55	F	Rachel ARNOLD	Merlyn Mk20	11	22:07.867	2 laps	36.448	67.06	1:54.552	2
22	42	D	Barrie PUSEY	Brabham BT21B	11	22:08.415	2 laps	0.548	67.04	1:53.618	9

NOT CLASSIFIED

DNF	17	D	Grant SAUNDERS	March 703	6	11:06.974	7 laps	5 laps	72.83	1:41.604	4
DNF	1	C	Anthony GODDARD	Merlyn Mk9	3	5:15.939	10 laps	3 laps	76.87	1:39.791	2
DNF	8	INV	Ed COTTAM	Cooper Bristol	1	2:59.622	12 laps	2 laps	45.07	2:43.807	1

FASTEST LAP

1	C	Anthony GODDARD	Merlyn Mk9	2	1:39.791	81.13 mph	130.57 kph
72	F	Amanda WHITAKER	Elden Mk8	4	1:38.762	81.97 mph	131.93 kph
23	D	Paul MCMORRAN	Crossle 17F	11	1:39.254	81.57 mph	131.27 kph
51	E2	Antony ROSS	Lotus 59/69	13	1:32.292	87.72 mph	141.18 kph
25	E4	John COUNSELL	Brabham BT23C	9	1:34.719	85.47 mph	137.56 kph
43	B	Geoff WILLIAMS	Lotus 22	11	1:52.102	72.22 mph	116.23 kph
8	INV	Ed COTTAM	Cooper Bristol	1	2:43.807	49.42 mph	79.54 kph

Weather / Track : Bright / Dry

These results are provisional until the conclusion of any judicial and technical matters.

Silverstone International
Circuit Length = 2.2490 miles
Start: 16:24 End: 16:47

Clerk of Course :	Timekeeper :
-------------------	--------------

HSCC Classic Racing Cars

RACE 4 - LAP CHART

Lap 1			Lap 2			Lap 3			Lap 4			Lap 5		
No	Behind	Laptime	No	Behind	Laptime	No	Behind	Laptime	No	Behind	Laptime	No	Behind	Laptime
22		1:38.867	36		1:35.311	36		1:34.852	36		1:34.483	22		1:34.951
36	0.089	1:38.334	30	0.533	1:34.797	30	0.615	1:34.934	22	0.183	1:33.756	30	0.398	1:34.943
51	0.884	1:39.262	22	0.778	1:36.178	22	0.910	1:34.984	30	0.589	1:34.457	36	0.521	1:35.655
30	1.136	1:39.057	51	1.082	1:35.598	51	1.479	1:35.249	51	1.135	1:34.139	43	1 LAP	1:57.025
25	2.986	1:40.505	25	5.545	1:37.959	25	7.925	1:37.232	25	11.032	1:37.590	46	1 LAP	1:56.124
62	5.028	1:42.431	62	8.696	1:39.068	62	13.826	1:39.982	62	18.126	1:38.783	25	14.380	1:38.482
72	6.010	1:42.848	72	10.190	1:39.580	72	14.658	1:39.320	72	18.937	1:38.762	51	19.252	1:53.251
56	6.983	1:43.475	56	11.809	1:40.226	56	16.123	1:39.166	56	22.184	1:40.544	42	1 LAP	2:06.440
73	8.235	1:44.345	73	14.880	1:42.045	73	20.256	1:40.228	38	31.010	1:41.252	55	1 LAP	2:01.387
38	9.085	1:45.833	38	16.086	1:42.401	1	21.792	1:40.275	73	31.163	1:45.390	62	23.324	1:40.332
23	11.242	1:46.661	1	16.369	1:39.791	38	24.241	1:43.007	23	32.194	1:41.006	72	23.751	1:39.948
3	11.779	1:47.551	23	18.352	1:42.510	23	25.671	1:42.171	28	33.465	1:41.768	56	29.324	1:42.274
17	11.831	1:46.252	28	19.829	1:42.246	28	26.180	1:41.203	3	37.821	1:43.154	38	37.238	1:41.362
1	11.978	1:44.121	3	21.179	1:44.800	3	29.150	1:42.823	26	40.489	1:42.739	23	39.034	1:41.974
28	12.983	1:47.955	26	24.558	1:43.773	26	32.233	1:42.527	17	41.382	1:41.604	28	40.105	1:41.774
81	14.741	1:48.245	17	24.900	1:48.469	81	34.183	1:43.501	81	43.108	1:43.408	73	41.555	1:45.526
26	16.185	1:49.149	81	25.534	1:46.193	17	34.261	1:44.213	32	53.198	1:46.855	3	46.344	1:43.657
32	18.523	1:52.246	32	28.964	1:45.841	32	40.826	1:46.714	35	1:19.434	1:55.525	26	46.833	1:41.478
35	21.103	1:52.786	35	38.268	1:52.565	35	58.392	1:54.976	27	1:21.935	1:52.293	17	50.853	1:44.605
27	25.671	1:58.028	27	44.926	1:54.655	27	1:04.125	1:54.051				81	51.556	1:43.582
43	33.010	2:03.896	43	52.797	1:55.187	43	1:14.874	1:56.929				32	1:06.271	1:48.207
46	33.131	2:03.543	55	53.313	1:54.552	46	1:16.048	1:54.730						
55	34.161	2:07.378	46	56.170	1:58.439	42	1:24.804	1:59.635						
42	34.599	2:06.182	42	1:00.021	2:00.822	55	1:31.070	2:12.609						
8	1:15.727	2:43.807												

HSCC Classic Racing Cars

RACE 4 - LAP CHART

Lap 6			Lap 7			Lap 8			Lap 9			Lap 10		
No	Behind	Laptime	No	Behind	Laptime	No	Behind	Laptime	No	Behind	Laptime	No	Behind	Laptime
22		1:33.490	22		1:32.785	22		1:34.010	22		1:34.259	22		1:33.746
30	0.708	1:33.800	30	1.621	1:33.698	32	1 LAP	1:47.856	36	1.979	1:33.302	46	2 LAPS	1:54.626
36	1.590	1:34.559	36	2.427	1:33.622	30	2.770	1:35.159	30	2.450	1:33.939	36	1.176	1:32.943
27	1 LAP	1:52.534	25	22.981	1:36.879	36	2.936	1:34.519	55	2 LAPS	1:58.453	30	1.349	1:32.645
35	1 LAP	1:57.125	51	23.838	1:35.384	51	25.110	1:35.282	42	2 LAPS	1:57.305	81	1 LAP	1:44.581
25	18.887	1:37.997	27	1 LAP	1:52.199	25	25.625	1:36.654	32	1 LAP	1:47.158	51	24.947	1:33.777
51	21.239	1:35.477	35	1 LAP	1:55.577	62	40.713	1:39.983	51	24.916	1:34.065	55	2 LAPS	1:58.302
43	1 LAP	1:56.943	62	34.740	1:39.024	27	1 LAP	1:51.798	25	26.085	1:34.719	32	1 LAP	1:47.049
46	1 LAP	1:57.378	72	37.860	1:40.041	72	43.597	1:39.747	62	44.434	1:37.980	25	28.415	1:36.076
62	28.501	1:38.667	56	46.649	1:42.209	56	53.962	1:41.323	72	48.279	1:38.941	42	2 LAPS	1:57.525
72	30.604	1:40.343	43	1 LAP	1:55.872	35	1 LAP	1:57.622	56	1:00.382	1:40.679	62	48.426	1:37.738
56	37.225	1:41.391	46	1 LAP	1:55.771	23	1:00.770	1:41.105	27	1 LAP	1:52.155	72	53.415	1:38.882
38	45.371	1:41.623	23	53.675	1:39.355	38	1:04.237	1:44.301	23	1:06.091	1:39.580	56	1:07.926	1:41.290
23	47.105	1:41.561	38	53.946	1:41.360	73	1:05.694	1:41.119	38	1:11.522	1:41.544	23	1:12.020	1:39.675
55	1 LAP	1:58.262	73	58.585	1:42.239	28	1:10.300	1:44.088	73	1:11.523	1:40.088	73	1:18.178	1:40.401
73	49.131	1:41.066	28	1:00.222	1:42.781	43	1 LAP	1:57.141	35	1 LAP	1:56.162	27	1 LAP	1:51.925
28	50.226	1:43.611	3	1:06.383	1:42.930	46	1 LAP	1:58.285	28	1:17.062	1:41.021	38	1:20.837	1:43.061
42	1 LAP	2:03.237	26	1:06.639	1:43.093	26	1:14.514	1:41.885	26	1:23.277	1:43.022	28	1:25.335	1:42.019
3	56.238	1:43.384	55	1 LAP	1:57.521	3	1:15.579	1:43.206	3	1:24.543	1:43.223	26	1:30.715	1:41.184
26	56.331	1:42.988	81	1:15.758	1:44.927	81	1:27.563	1:45.815	43	1 LAP	1:55.848	3	1:31.554	1:40.757
81	1:03.616	1:45.550	42	1 LAP	2:01.176									
32	1:20.348	1:47.567												
17	1:29.720	2:12.357												

HSCC Classic Racing Cars

RACE 4 - LAP CHART

Lap 11			Lap 12			Lap 13		
No	Behind	Laptime	No	Behind	Laptime	No	Behind	Laptime
22		1:32.708	22		1:34.002	22		1:32.549
36	1.427	1:32.959	30	0.090	1:32.322	30	0.874	1:33.333
30	1.770	1:33.129	36	0.719	1:33.294	36	1.128	1:32.958
35	2 LAPS	1:59.775	28	1 LAP	1:42.594	38	1 LAP	1:43.362
81	1 LAP	1:48.794	27	2 LAPS	1:52.714	28	1 LAP	1:40.951
43	2 LAPS	1:54.351	26	1 LAP	1:42.989	26	1 LAP	1:41.612
46	2 LAPS	1:55.310	3	1 LAP	1:42.800	3	1 LAP	1:41.896
51	25.778	1:33.539	51	26.774	1:34.998	27	2 LAPS	1:51.395
25	33.577	1:37.870	35	2 LAPS	1:55.367	51	26.517	1:32.292
32	1 LAP	1:45.137	81	1 LAP	1:45.534	25	41.314	1:37.034
55	2 LAPS	1:56.041	25	36.829	1:37.254	81	1 LAP	1:46.391
62	53.427	1:37.709	43	2 LAPS	1:52.781	35	2 LAPS	1:56.396
42	2 LAPS	1:53.618	46	2 LAPS	1:52.258	43	2 LAPS	1:52.102
72	59.953	1:39.246	32	1 LAP	1:45.353	46	2 LAPS	1:51.472
56	1:15.631	1:40.413	62	58.145	1:38.720	62	1:04.757	1:39.161
23	1:18.566	1:39.254	72	1:06.055	1:40.104	32	1 LAP	1:47.463
73	1:25.038	1:39.568	55	2 LAPS	1:56.755	72	1:13.470	1:39.964
38	1:30.686	1:42.557	42	2 LAPS	1:54.488	56	1:30.811	1:41.362
			56	1:21.998	1:40.369	23	1:31.392	1:39.636
			23	1:24.305	1:39.741	55	2 LAPS	1:55.929
			73	1:29.702	1:38.666	42	2 LAPS	1:55.675
						73	1:39.009	1:41.856

HSCC Derek Bell Trophy

RACE 5 - CLASSIFICATION

POS	NO	CL	NAME	ENTRY	LAPS	TIME	GAP	DIFF	MPH	BEST	ON
1	35	D2	Richard EVANS	March 79B	14	20:04.527			94.10	1:24.157	10
2	40	B2	Marcus PYE	Lola T332	14	20:24.127	19.600	19.600	92.59	1:25.801	11
3	63	C	John CROWSON	Chevron B40	14	20:24.681	20.154	0.554	92.55	1:25.391	10
4	75	B1	Stephen GIBSON	Surtees TS8	14	20:25.366	20.839	0.685	92.50	1:26.016	11
5	5	C	Mike BARNBY	Modus M7	14	20:25.682	21.155	0.316	92.47	1:25.867	10
6	32	B1	Philip WALKER	Lola T142	14	20:52.472	47.945	26.790	90.50	1:27.585	6
7	57	D1	David WILD	March 712	14	20:53.354	48.827	0.882	90.43	1:28.058	13
8	36	C	Garrick EYRE	Ralt RT1	13	20:05.186	1 lap	1 lap	87.33	1:29.824	11
9	90	D2	Bruce FULLERTON	March 78B	13	20:07.244	1 lap	2.058	87.18	1:29.645	12
10	28	D2	Keith NORRIS	Chevron B49	13	20:21.899	1 lap	14.655	86.13	1:30.162	10
11	93	B1	John BELSEY	Lola T142	13	21:38.076	1 lap	1:16.177	81.08	1:36.555	4
12	22	D1	Colin GRAY	Brabham BT30	12	21:31.019	2 laps	1 lap	75.25	1:44.080	8
NOT CLASSIFIED											
DNF	8	B2	Daryl TAYLOR	Chevron B28	12	17:34.482	2 laps		92.13	1:24.739	4
FASTEST LAP											
63	C	John CROWSON	Chevron B40	10	1:25.391			94.81 mph		152.59 kph	
8	B2	Daryl TAYLOR	Chevron B28	4	1:24.739			95.54 mph		153.76 kph	
57	D1	David WILD	March 712	13	1:28.058			91.94 mph		147.96 kph	
35	D2	Richard EVANS	March 79B	10	1:24.157			96.20 mph		154.82 kph	
75	B1	Stephen GIBSON	Surtees TS8	11	1:26.016			94.12 mph		151.48 kph	

Weather / Track : Sunny / Dry

These results are provisional until the conclusion of any judicial and technical matters.

Silverstone International
Circuit Length = 2.2490 miles
Start: 16:54 End: 17:16

Clerk of Course :		Timekeeper :
-------------------	--	--------------

HSCC Derek Bell Trophy

RACE 5 - LAP CHART

Lap 1			Lap 2			Lap 3			Lap 4			Lap 5		
No	Behind	Laptime	No	Behind	Laptime	No	Behind	Laptime	No	Behind	Laptime	No	Behind	Laptime
40		1:30.093	40		1:28.095	40		1:26.800	8		1:24.739	8		1:25.598
35	0.499	1:30.777	63	0.813	1:27.227	8	0.337	1:25.879	40	0.928	1:26.004	40	1.679	1:26.349
8	1.193	1:30.944	35	1.078	1:28.674	63	1.606	1:27.593	35	2.863	1:25.950	35	2.373	1:25.108
63	1.681	1:31.416	8	1.258	1:28.160	35	1.989	1:27.711	63	3.695	1:27.165	63	4.646	1:26.549
5	2.086	1:31.389	5	2.199	1:28.208	5	2.657	1:27.258	5	4.352	1:26.771	5	5.450	1:26.696
75	2.920	1:31.690	75	2.766	1:27.941	75	4.184	1:28.218	75	5.910	1:26.802	75	7.511	1:27.199
32	3.376	1:32.423	32	3.723	1:28.442	32	5.241	1:28.318	32	8.028	1:27.863	32	11.247	1:28.817
57	4.173	1:33.366	57	4.754	1:28.676	57	6.374	1:28.420	57	10.639	1:29.341	57	14.417	1:29.376
36	8.535	1:36.434	36	14.387	1:33.947	36	21.660	1:34.073	90	31.798	1:34.048	90	39.887	1:33.687
28	10.527	1:38.562	28	15.082	1:32.650	28	22.217	1:33.935	36	31.928	1:35.344	36	40.030	1:33.700
90	11.402	1:40.062	90	17.173	1:33.866	90	22.826	1:32.453	28	32.480	1:35.339	28	40.404	1:33.522
93	15.392	1:42.747	93	25.203	1:37.906	93	35.234	1:36.831	93	46.713	1:36.555	93	58.783	1:37.668
22	22.145	1:48.763	22	40.581	1:46.531	22	58.834	1:45.053	22	1:19.113	1:45.355			

HSCC Derek Bell Trophy

RACE 5 - LAP CHART


Lap 6			Lap 7			Lap 8			Lap 9			Lap 10		
No	Behind	Laptime	No	Behind	Laptime	No	Behind	Laptime	No	Behind	Laptime	No	Behind	Laptime
8		1:25.683	8		1:26.094	35		1:24.553	8		1:25.898	35		1:24.157
35	2.205	1:25.515	35	0.838	1:24.727	8	0.096	1:25.487	35	0.225	1:26.219	8	0.734	1:25.116
40	3.058	1:27.062	40	4.867	1:27.903	40	7.530	1:28.054	40	8.334	1:26.798	40	9.846	1:25.894
63	5.977	1:27.014	63	6.392	1:26.509	63	8.064	1:27.063	63	9.912	1:27.842	63	10.921	1:25.391
5	6.389	1:26.622	5	6.908	1:26.613	5	8.438	1:26.921	5	10.315	1:27.871	5	11.800	1:25.867
75	8.539	1:26.711	75	8.774	1:26.329	75	10.321	1:26.938	75	10.743	1:26.416	75	12.626	1:26.265
32	13.149	1:27.585	32	16.136	1:29.081	32	20.379	1:29.634	93	1 LAP	1:42.731	32	30.107	1:30.189
57	18.266	1:29.532	57	21.926	1:29.754	57	26.196	1:29.661	32	24.300	1:29.915	93	1 LAP	1:39.327
22	1 LAP	1:55.522	22	1 LAP	1:45.074	36	57.097	1:31.533	57	29.023	1:28.821	57	33.139	1:28.498
36	46.475	1:32.128	36	50.955	1:30.574	90	58.061	1:30.467	36	1:01.918	1:30.815	36	1:07.729	1:30.193
28	48.010	1:33.289	90	52.985	1:30.646	28	59.523	1:31.196	90	1:02.626	1:30.559	90	1:08.533	1:30.289
90	48.433	1:34.229	28	53.718	1:31.802	22	1 LAP	1:46.286	28	1:04.541	1:31.012	28	1:10.321	1:30.162
93	1:12.392	1:39.292	93	1:24.370	1:38.072				22	1 LAP	1:44.080			

HSCC Derek Bell Trophy

RACE 5 - LAP CHART

Lap 11			Lap 12			Lap 13			Lap 14		
No	Behind	Laptime	No	Behind	Laptime	No	Behind	Laptime	No	Behind	Laptime
35		1:24.696	35		1:24.684	35		1:24.246	35		1:25.396
8	8.473	1:32.435	40	15.418	1:29.151	28	1 LAP	1:33.851	36	1 LAP	1:31.824
40	10.951	1:25.801	63	16.187	1:28.812	40	17.843	1:26.671	90	1 LAP	1:30.623
63	12.059	1:25.834	75	16.492	1:27.230	63	18.518	1:26.577	28	1 LAP	1:37.985
5	13.058	1:25.954	5	17.029	1:28.655	75	18.953	1:26.707	40	19.600	1:27.153
75	13.946	1:26.016	8	19.597	1:35.808	5	19.392	1:26.609	63	20.154	1:27.032
22	2 LAPS	1:50.133	32	38.914	1:28.534	32	44.345	1:29.677	75	20.839	1:27.282
32	35.064	1:29.653	57	41.116	1:28.504	57	44.928	1:28.058	5	21.155	1:27.159
57	37.296	1:28.853	22	2 LAPS	1:47.747	22	2 LAPS	1:45.008	32	47.945	1:28.996
93	1 LAP	1:39.827	93	1 LAP	1:39.160	93	1 LAP	1:43.485	57	48.827	1:29.295
36	1:12.857	1:29.824	36	1:18.477	1:30.304				22	2 LAPS	1:45.693
90	1:16.775	1:32.938	90	1:21.736	1:29.645				93	1 LAP	1:39.438
28	1:19.862	1:34.237									

HSCC Derek Bell Trophy
RACE 10 - GRID

ROW 7	8 Daryl TAYLOR	
ROW 6	93 John BELSEY	22 Colin GRAY
ROW 5	90 Bruce FULLERTON	28 Keith NORRIS
ROW 4	57 David WILD	36 Garrick EYRE
ROW 3	5 Mike BARNBY	32 Philip WALKER
ROW 2	63 John CROWSON	75 Stephen GIBSON
ROW 1	35 Richard EVANS	40 Marcus PYE
Pole		
		

Silverstone International
Circuit Length = 2.2490 miles

Clerk of Course :		Timekeeper :
-------------------	--	--------------

Historic Formula Junior

RACE 6 - CLASSIFICATION

POS	NO	CL	NAME	ENTRY	LAPS	TIME	GAP	DIFF	MPH	BEST	ON
1	52	E	James CLARIDGE	Lola Mk5A	13	21:08.383			82.98	1:35.461	11
2	63	E	Benn SIMMS	Cooper T59	13	21:13.218	4.835	4.835	82.66	1:36.529	4
3	79	E	Andrew HIBBERD	Lotus 22	13	21:21.181	12.798	7.963	82.15	1:37.018	12
4	62	E	Simon ARMER	Cooper T59	13	21:52.588	44.205	31.407	80.18	1:37.764	8
5	80	D	Stephen GIBSON	Lynx Type 3	12	21:15.153	1 lap	1 lap	76.19	1:42.379	5
6	23	B	Justin FLEMING	Elva 100	12	21:47.490	1 lap	32.337	74.30	1:46.663	5
7	34	D	Jeremy BOUCKLEY	Cooper Mk II	12	22:00.946	1 lap	13.456	73.55	1:47.167	4
8	11	B	David STEVENSON	Mallock U2	12	22:06.377	1 lap	5.431	73.24	1:48.059	10
9	15	B	Brendan ROBERTS	Lola Mk2	12	22:07.538	1 lap	1.161	73.18	1:47.081	3
10	56	D	Peter JACKSON	Cooper T56	12	22:43.135	1 lap	35.597	71.27	1:49.440	9
11	39	C	Mike WALLER	Kieft	12	22:50.348	1 lap	7.213	70.89	1:50.575	6
12	90	D	Peter HUGHES	Tojeiro TN-7-60	11	22:50.318	2 laps	1 lap	64.99	1:56.757	3
13	26	B	Roger DEXTER	Elva 100	10	21:21.228	3 laps	1 lap	63.19	2:05.171	3
NOT CLASSIFIED											
DNF	77	E	Steve SMITH	Cooper T59	11	18:11.630	2 laps	0.000	81.58	1:37.574	10
DNF	97	E	David BROWN	Brabham BT6	10	18:09.853	3 laps	1 lap	74.28	1:46.779	5
DNF	31	C	Neil DAWS	Lotus 18	9	16:04.466	4 laps	1 lap	75.55	1:43.281	2
DNF	59	D	David HALL	BMC Huffaker Mk2	4	7:20.267	9 laps	5 laps	73.55	1:45.819	2
FASTEST LAP											
	23	B	Justin FLEMING	Elva 100	5	1:46.663		75.90 mph		122.15 kph	
	31	C	Neil DAWS	Lotus 18	2	1:43.281		78.39 mph		126.15 kph	
	80	D	Stephen GIBSON	Lynx Type 3	5	1:42.379		79.08 mph		127.27 kph	
	52	E	James CLARIDGE	Lola Mk5A	11	1:35.461		84.81 mph		136.49 kph	

Weather / Track : Bright / Dry

These results are provisional until the conclusion of any judicial and technical matters.

Silverstone International
Circuit Length = 2.2490 miles
Start: 17:26 End: 17:49

Clerk of Course :		Timekeeper :
-------------------	--	--------------

Historic Formula Junior

RACE 6 - LAP CHART

Lap 1			Lap 2			Lap 3			Lap 4			Lap 5		
No	Behind	Laptime	No	Behind	Laptime	No	Behind	Laptime	No	Behind	Laptime	No	Behind	Laptime
52		1:40.698	52		1:37.043	52		1:36.499	52		1:36.370	63		1:37.328
63	0.158	1:40.871	63	0.170	1:37.055	63	0.288	1:36.617	63	0.447	1:36.529	52	0.094	1:37.869
79	1.091	1:40.877	79	1.727	1:37.679	79	2.815	1:37.587	79	3.623	1:37.178	79	4.923	1:39.075
62	2.380	1:41.980	62	4.186	1:38.849	62	6.048	1:38.361	77	8.098	1:38.238	77	8.714	1:38.391
77	3.060	1:42.308	77	4.684	1:38.667	77	6.230	1:38.045	62	9.649	1:39.971	62	11.077	1:39.203
31	8.121	1:47.247	31	14.359	1:43.281	31	21.360	1:43.500	31	28.685	1:43.695	26	1 LAP	2:09.084
80	10.215	1:48.131	80	16.951	1:43.779	80	24.761	1:44.309	80	31.587	1:43.196	90	1 LAP	2:34.206
34	11.414	1:49.610	34	22.062	1:47.691	59	32.352	1:46.631	59	44.135	1:48.153	31	34.244	1:43.334
15	12.171	1:50.086	59	22.220	1:45.819	34	33.698	1:48.135	34	44.495	1:47.167	80	36.191	1:42.379
59	13.444	1:52.100	15	23.646	1:48.518	15	34.228	1:47.081	15	45.306	1:47.448	34	54.150	1:47.430
23	14.777	1:51.595	23	26.029	1:48.295	23	37.383	1:47.853	23	48.872	1:47.859	15	55.519	1:47.988
97	15.373	1:52.267	97	27.175	1:48.845	97	37.631	1:46.955	97	49.235	1:47.974	23	57.760	1:46.663
39	18.224	1:55.725	39	32.033	1:50.852	11	46.260	1:50.110	11	58.842	1:48.952	97	58.239	1:46.779
11	19.213	1:55.961	11	32.649	1:50.479	39	47.038	1:51.504	39	1:03.203	1:52.535	11	1:09.844	1:48.777
56	20.251	1:55.941	56	33.999	1:50.791	56	48.239	1:50.739	56	1:04.069	1:52.200	39	1:18.253	1:52.825
90	26.395	2:01.420	90	47.971	1:58.619	90	1:08.229	1:56.757				56	1:19.454	1:53.160
26	31.733	2:05.642	26	1:01.962	2:07.272	26	1:30.634	2:05.171						

Historic Formula Junior

RACE 6 - LAP CHART

Lap 6			Lap 7			Lap 8			Lap 9			Lap 10		
No	Behind	Laptime	No	Behind	Laptime	No	Behind	Laptime	No	Behind	Laptime	No	Behind	Laptime
63		1:36.710	63		1:36.907	52		1:36.835	52		1:36.728	52		1:36.689
52	0.385	1:37.001	52	0.028	1:36.550	63	0.212	1:37.075	63	0.456	1:36.972	63	1.000	1:37.233
79	5.451	1:37.238	79	5.823	1:37.279	79	6.925	1:37.965	90	2 LAPS	2:03.551	34	1 LAP	1:47.499
77	10.499	1:38.495	77	12.017	1:38.425	39	1 LAP	1:53.922	11	1 LAP	1:48.813	23	1 LAP	1:48.457
62	13.105	1:38.738	62	14.083	1:37.885	77	13.593	1:38.439	79	8.205	1:38.008	97	1 LAP	1:47.868
31	40.955	1:43.421	31	47.748	1:43.700	62	14.984	1:37.764	77	15.298	1:38.433	79	9.432	1:37.916
80	42.083	1:42.602	80	48.272	1:43.096	56	1 LAP	1:56.129	62	17.717	1:39.461	15	1 LAP	1:52.214
90	1 LAP	2:02.077	90	1 LAP	1:58.246	80	54.094	1:42.685	26	2 LAPS	2:06.474	77	16.183	1:37.574
26	1 LAP	2:08.896	34	1:16.643	1:47.516	31	54.464	1:43.579	39	1 LAP	1:52.553	62	19.292	1:38.264
34	1:06.034	1:48.594	15	1:19.072	1:48.373	34	1:28.942	1:49.162	56	1 LAP	1:51.186	11	1 LAP	1:50.011
15	1:07.606	1:48.797	23	1:19.150	1:47.881	23	1:29.513	1:47.226	80	1:00.771	1:43.405	90	2 LAPS	1:59.813
23	1:08.176	1:47.126	97	1:20.404	1:47.783	97	1:30.374	1:46.833	31	1:23.351	2:05.615	39	1 LAP	1:51.304
97	1:09.528	1:47.999	26	1 LAP	2:06.185	15	1:34.481	1:52.272				56	1 LAP	1:49.440
11	1:21.708	1:48.574	11	1:32.876	1:48.075							26	2 LAPS	2:06.356
39	1:32.118	1:50.575										80	1:10.546	1:46.464
56	1:33.749	1:51.005												

Historic Formula Junior

RACE 6 - LAP CHART

Lap 11			Lap 12			Lap 13		
No	Behind	Laptime	No	Behind	Laptime	No	Behind	Laptime
52		1:35.461	52		1:35.893	52		1:39.225
63	2.559	1:37.020	63	4.285	1:37.619	63	4.835	1:39.775
79	13.119	1:39.148	79	14.244	1:37.018	80	1 LAP	1:56.679
23	1 LAP	1:46.834	23	1 LAP	1:47.877	79	12.798	1:37.779
34	1 LAP	1:48.635	62	39.535	1:53.541	26	3 LAPS	2:08.329
97	1 LAP	1:47.224	34	1 LAP	2:00.333	23	1 LAP	1:50.422
77	18.365	1:37.643	11	1 LAP	1:48.126	62	44.205	1:43.895
62	21.887	1:38.056	15	1 LAP	1:54.046	34	1 LAP	1:51.150
15	1 LAP	1:51.706	90	2 LAPS	2:03.388	11	1 LAP	1:50.968
11	1 LAP	1:48.059	39	1 LAP	1:56.080	15	1 LAP	1:50.704
90	2 LAPS	1:57.549	56	1 LAP	1:56.298	56	1 LAP	1:52.690
39	1 LAP	1:52.841				90	2 LAPS	2:03.497
56	1 LAP	1:53.026				39	1 LAP	2:00.913
26	2 LAPS	2:05.508						
80	1:25.209	1:50.124						

HSCC "BP Ulitimate" Classic Formula 3 Championship

QUALIFYING RACE 11 - CLASSIFICATION

POS	NO	CL	NAME	ENTRY	TIME	ON	LAPS	GAP	DIFF	MPH
1	1	A	Benn SIMMS	March 803B	1:25.985	8	9			94.16
2	28	A	Paul SMITH	Chevron B38	1:26.242	9	10	0.257	0.257	93.87
3	8	A	Bill COOMBS	Argo JM6	1:26.478	9	10	0.493	0.236	93.62
4	18	A	Gerard SAUER	Ralt RT1	1:28.642	10	10	2.657	2.164	91.33
5	90	A	Alan PARKER	Chevron B38	1:29.218	4	8	3.233	0.576	90.74
6	22	A	Geoffrey HOODLESS	March 803	1:29.425	9	10	3.440	0.207	90.53
7	29	A	Bryan SHAW	March 803	1:30.067	9	10	4.082	0.642	89.89
8	41	A	Michael QUINN	Ralt RT1	1:30.876	5	10	4.891	0.809	89.09
9	37	A	Mike SIMPSON	Ralt RT1	1:31.299	9	10	5.314	0.423	88.67
10	48	C	Oliver THORPE	Royale RP27	1:32.027	8	10	6.042	0.728	87.97
11	33	C	Ben ATKINSON-WILLES	Reynard SF79	1:32.369	8	8	6.384	0.342	87.65
12	53	C	Roger PRICE	Delta T79	1:32.500	6	10	6.515	0.131	87.52
13	65	C	Peter DENHAM	Reynard SF78	1:33.506	6	9	7.521	1.006	86.58
14	32	A	Jamie BRASHAW	Chevron B47	1:34.431	2	3	8.446	0.925	85.73
15	83	C	Jon LUCAS	Reynard SF79	1:35.040	5	5	9.055	0.609	85.18
16	42	A	Nick CRADDOCK	Argo JM3	1:35.445	4	9	9.460	0.405	84.82
17	31	A	Matthew STURMER	GRD 376	1:35.875	7	9	9.890	0.430	84.44
18	69	B	Albert CLEMENTS	Lotus 69	1:38.192	4	9	12.207	2.317	82.45
19	71	A	Alan HICKS	Ralt RT1	1:40.279	2	3	14.294	2.087	80.73
20	64	C	Janet SHERRY	Royale RP27	1:40.789	5	7	14.804	0.510	80.32
21	26	A	Peter HISCOCKS	Lola T670	1:41.058	7	7	15.073	0.269	80.11
22	96	B	Gareth WALTERS	Palliser WDF3	1:43.100	5	8	17.115	2.042	78.52
23	52	A	James PARSONS	March 803B	1:44.987	3	4	19.002	1.887	77.11
24	99	B	Tom POWELL	Chevron B20	2:23.021	5	5	57.036	38.034	56.60

CARS 26 & 52 TRANSPONDERS NOT WORKING FIX OR YOU WILL BE IGNORED IN THE RACE

Weather / Track : Sunny / Dry

These results are provisional until the conclusion of any judicial and technical matters.

Silverstone International
Circuit Length = 2.2490 miles
Start: 10:00 End: 10:16

Clerk of Course :	Timekeeper :
-------------------	--------------

HSCC "BP Ultimate" Classic Formula 3 Championship

QUALIFYING RACE 11 - LAP ANALYSIS

1	Benn SIMMS		March 803B				
1 -	1:31.027	+ 5.042	10:02:13.775	6 -	1:28.144	+ 2.159	10:09:32.910
2 -	1:28.947	+ 2.962	10:03:42.722	7 -	1:27.083	+ 1.098	10:10:59.993
3 -	1:27.022	+ 1.037	10:05:09.744	8 -	1:25.985		10:12:25.978
4 -	1:28.132	+ 2.147	10:06:37.876	9 -	1:26.264	+ 0.279	10:13:52.242
5 -	1:26.890	+ 0.905	10:08:04.766				
8	Bill COOMBS		Argo JM6				
1 -	1:31.908	+ 5.430	10:02:27.388	6 -	1:42.242 P	+ 15.764	10:10:00.178
2 -	1:28.841	+ 2.363	10:03:56.229	7 -	1:54.274	+ 27.796	10:11:54.452
3 -	1:27.722	+ 1.244	10:05:23.951	8 -	1:27.241	+ 0.763	10:13:21.693
4 -	1:26.763	+ 0.285	10:06:50.714	9 -	1:26.478		10:14:48.171
5 -	1:27.222	+ 0.744	10:08:17.936	10 -	1:29.216	+ 2.738	10:16:17.387
18	Gerard SAUER		Ralt RT1				
1 -	1:37.726	+ 9.084	10:02:48.785	6 -	1:29.811	+ 1.169	10:10:21.776
2 -	1:31.792	+ 3.150	10:04:20.577	7 -	1:30.841	+ 2.199	10:11:52.617
3 -	1:31.226	+ 2.584	10:05:51.803	8 -	1:31.210	+ 2.568	10:13:23.827
4 -	1:30.496	+ 1.854	10:07:22.299	9 -	1:29.885	+ 1.243	10:14:53.712
5 -	1:29.666	+ 1.024	10:08:51.965	10 -	1:28.642		10:16:22.354
22	Geoffrey HOODLESS		March 803				
1 -	1:35.531	+ 6.106	10:02:23.396	6 -	1:30.132	+ 0.707	10:09:57.158
2 -	1:31.913	+ 2.488	10:03:55.309	7 -	1:29.972	+ 0.547	10:11:27.130
3 -	1:30.826	+ 1.401	10:05:26.135	8 -	1:29.485	+ 0.060	10:12:56.615
4 -	1:30.343	+ 0.918	10:06:56.478	9 -	1:29.425		10:14:26.040
5 -	1:30.548	+ 1.123	10:08:27.026	10 -	1:29.584	+ 0.159	10:15:55.624
26	Peter HISCOCKS		Lola T670				
1 -	2:02.882	+ 21.824	10:03:13.501	5 -	1:44.072	+ 3.014	10:10:25.180
2 -	1:48.651	+ 7.593	10:05:02.152	6 -	1:43.435	+ 2.377	10:12:08.615
3 -	1:52.309	+ 11.251	10:06:54.461	7 -	1:41.058		10:13:49.673
4 -	1:46.647	+ 5.589	10:08:41.108				
28	Paul SMITH		Chevron B38				
1 -	1:31.037	+ 4.795	10:02:19.032	6 -	1:26.480	+ 0.238	10:09:36.035
2 -	1:27.518	+ 1.276	10:03:46.550	7 -	1:26.891	+ 0.649	10:11:02.926
3 -	1:27.191	+ 0.949	10:05:13.741	8 -	1:27.266	+ 1.024	10:12:30.192
4 -	1:27.490	+ 1.248	10:06:41.231	9 -	1:26.242		10:13:56.434
5 -	1:28.324	+ 2.082	10:08:09.555	10 -	1:29.248	+ 3.006	10:15:25.682
29	Bryan SHAW		March 803				
1 -	1:40.391	+ 10.324	10:02:35.596	6 -	1:30.382	+ 0.315	10:10:13.212
2 -	1:34.905	+ 4.838	10:04:10.501	7 -	1:30.820	+ 0.753	10:11:44.032
3 -	1:31.891	+ 1.824	10:05:42.392	8 -	1:30.178	+ 0.111	10:13:14.210
4 -	1:30.269	+ 0.202	10:07:12.661	9 -	1:30.067		10:14:44.277
5 -	1:30.169	+ 0.102	10:08:42.830	10 -	1:33.405	+ 3.338	10:16:17.682
31	Matthew STURMER		GRD 376				
1 -	1:50.366	+ 14.491	10:02:49.514	6 -	1:43.344	+ 7.469	10:11:04.868
2 -	1:38.899	+ 3.024	10:04:28.413	7 -	1:35.875		10:12:40.743
3 -	1:37.221	+ 1.346	10:06:05.634	8 -	1:37.163	+ 1.288	10:14:17.906
4 -	1:37.732	+ 1.857	10:07:43.366	9 -	1:37.263	+ 1.388	10:15:55.169
5 -	1:38.158	+ 2.283	10:09:21.524				
32	Jamie BRASHAW		Chevron B47				
1 -	1:37.562	+ 3.131	10:02:33.516	3 -	2:06.147 P	+ 31.716	10:06:14.094
2 -	1:34.431		10:04:07.947				
33	Ben ATKINSON-WILLES		Reynard SF79				
1 -	2:02.692	+ 30.323	10:03:18.204	5 -	1:33.289	+ 0.920	10:09:36.170
2 -	1:36.975	+ 4.606	10:04:55.179	6 -	1:33.095	+ 0.726	10:11:09.265
3 -	1:35.106	+ 2.737	10:06:30.285	7 -	1:33.006	+ 0.637	10:12:42.271

CARS 26 & 52 TRANSPONDERS NOT WORKING FIX OR YOU WILL BE IGNORED IN THE RACE

Weather / Track : Sunny / Dry

HSCC "BP Ultimate" Classic Formula 3 Championship

QUALIFYING RACE 11 - LAP ANALYSIS

4 -	1:32.596	+ 0.227	10:08:02.881	8 -	1:32.369		10:14:14.640
37	Mike SIMPSON			Ralt RT1			
1 -	1:36.348	+ 5.049	10:02:25.348	6 -	1:33.059	+ 1.760	10:10:10.098
2 -	1:33.362	+ 2.063	10:03:58.710	7 -	1:31.490	+ 0.191	10:11:41.588
3 -	1:32.851	+ 1.552	10:05:31.561	8 -	1:31.357	+ 0.058	10:13:12.945
4 -	1:32.106	+ 0.807	10:07:03.667	9 -	1:31.299		10:14:44.244
5 -	1:33.372	+ 2.073	10:08:37.039	10 -	1:33.099	+ 1.800	10:16:17.343
41	Michael QUINN			Ralt RT1			
1 -	1:40.733	+ 9.857	10:02:33.592	6 -	1:31.225	+ 0.349	10:10:18.147
2 -	1:35.861	+ 4.985	10:04:09.453	7 -	1:30.925	+ 0.049	10:11:49.072
3 -	1:34.690	+ 3.814	10:05:44.143	8 -	1:33.957	+ 3.081	10:13:23.029
4 -	1:31.903	+ 1.027	10:07:16.046	9 -	1:33.102	+ 2.226	10:14:56.131
5 -	1:30.876		10:08:46.922	10 -	1:34.271	+ 3.395	10:16:30.402
42	Nick CRADDOCK			Argo JM3			
1 -	1:46.350	+ 10.905	10:02:50.298	6 -	1:41.148	+ 5.703	10:11:21.722
2 -	1:40.881	+ 5.436	10:04:31.179	7 -	1:38.659	+ 3.214	10:13:00.381
3 -	1:36.336	+ 0.891	10:06:07.515	8 -	1:37.594	+ 2.149	10:14:37.975
4 -	1:35.445		10:07:42.960	9 -	1:42.420	+ 6.975	10:16:20.395
5 -	1:57.614	+ 22.169	10:09:40.574				
48	Oliver THORPE			Royale RP27			
1 -	1:40.047	+ 8.020	10:02:37.346	6 -	1:32.635	+ 0.608	10:10:27.143
2 -	1:35.675	+ 3.648	10:04:13.021	7 -	1:32.244	+ 0.217	10:11:59.387
3 -	1:34.467	+ 2.440	10:05:47.488	8 -	1:32.027		10:13:31.414
4 -	1:33.141	+ 1.114	10:07:20.629	9 -	1:32.266	+ 0.239	10:15:03.680
5 -	1:33.879	+ 1.852	10:08:54.508	10 -	1:32.107	+ 0.080	10:16:35.787
52	James PARSONS			March 803B			
1 -	1:54.136	+ 9.149	10:03:05.749	3 -	1:44.987		10:06:37.877
2 -	1:47.141	+ 2.154	10:04:52.890	4 -	2:08.575 p	+ 23.588	10:08:46.452
53	Roger PRICE			Delta T79			
1 -	1:40.872	+ 8.372	10:02:40.854	6 -	1:32.500		10:10:28.126
2 -	1:35.115	+ 2.615	10:04:15.969	7 -	1:33.610	+ 1.110	10:12:01.736
3 -	1:33.449	+ 0.949	10:05:49.418	8 -	1:33.587	+ 1.087	10:13:35.323
4 -	1:33.219	+ 0.719	10:07:22.637	9 -	1:32.626	+ 0.126	10:15:07.949
5 -	1:32.989	+ 0.489	10:08:55.626	10 -	1:36.930	+ 4.430	10:16:44.879
64	Janet SHERRY			Royale RP27			
1 -	1:48.626	+ 7.837	10:02:48.410	5 -	1:40.789		10:09:35.765
2 -	1:43.052	+ 2.263	10:04:31.462	6 -	1:56.861	+ 16.072	10:11:32.626
3 -	1:42.372	+ 1.583	10:06:13.834	7 -	2:17.909 p	+ 37.120	10:13:50.535
4 -	1:41.142	+ 0.353	10:07:54.976				
65	Peter DENHAM			Reynard SF78			
1 -	1:44.750	+ 11.244	10:02:51.931	6 -	1:33.506		10:10:48.129
2 -	1:38.946	+ 5.440	10:04:30.877	7 -	1:33.562	+ 0.056	10:12:21.691
3 -	1:35.068	+ 1.562	10:06:05.945	8 -	1:33.834	+ 0.328	10:13:55.525
4 -	1:34.610	+ 1.104	10:07:40.555	9 -	1:34.423	+ 0.917	10:15:29.948
5 -	1:34.068	+ 0.562	10:09:14.623				
69	Albert CLEMENTS			Lotus 69			
1 -	1:44.106	+ 5.914	10:02:41.312	6 -	1:41.305	+ 3.113	10:11:00.349
2 -	1:39.991	+ 1.799	10:04:21.303	7 -	1:38.601	+ 0.409	10:12:38.950
3 -	1:40.263	+ 2.071	10:06:01.566	8 -	1:41.730	+ 3.538	10:14:20.680
4 -	1:38.192		10:07:39.758	9 -	1:39.554	+ 1.362	10:16:00.234
5 -	1:39.286	+ 1.094	10:09:19.044				
71	Alan HICKS			Ralt RT1			
1 -	1:43.591	+ 3.312	10:02:37.069	3 -	2:09.707 p	+ 29.428	10:06:27.055
2 -	1:40.279		10:04:17.348				

CARS 26 & 52 TRANSPONDERS NOT WORKING FIX OR YOU WILL BE IGNORED IN THE RACE

Weather / Track : Sunny / Dry

HSCC "BP Ultimate" Classic Formula 3 Championship

QUALIFYING RACE 11 - LAP ANALYSIS

83	Jon LUCAS		Reynard SF79				
1 -	2:16.747 P	+ 41.707	10:03:25.587	4 -	1:36.074	+ 1.034	10:12:45.165
2 -	5:56.233	+ 4:21.193	10:09:21.820	5 -	1:35.040		10:14:20.205
3 -	1:47.271	+ 12.231	10:11:09.091				
90	Alan PARKER		Chevron B38				
1 -	1:33.586	+ 4.368	10:02:39.959	5 -	1:29.634	+ 0.416	10:08:39.807
2 -	1:30.890	+ 1.672	10:04:10.849	6 -	1:49.163 P	+ 19.945	10:10:28.970
3 -	1:30.106	+ 0.888	10:05:40.955	7 -	4:23.179	+ 2:53.961	10:14:52.149
4 -	1:29.218		10:07:10.173	8 -	1:31.607	+ 2.389	10:16:23.756
96	Gareth WALTERS		Palliser WDF3				
1 -	2:06.162	+ 23.062	10:03:12.986	5 -	1:43.100		10:10:18.403
2 -	1:52.170	+ 9.070	10:05:05.156	6 -	1:43.152	+ 0.052	10:12:01.555
3 -	1:46.295	+ 3.195	10:06:51.451	7 -	1:44.139	+ 1.039	10:13:45.694
4 -	1:43.852	+ 0.752	10:08:35.303	8 -	1:44.483	+ 1.383	10:15:30.177
99	Tom POWELL		Chevron B20				
1 -	2:46.649	+ 23.628	10:04:17.948	4 -	4:02.023	+ 1:39.002	10:13:54.277
2 -	2:41.176	+ 18.155	10:06:59.124	5 -	2:23.021		10:16:17.298
3 -	2:53.130 P	+ 30.109	10:09:52.254				

CARS 26 & 52 TRANSPONDERS NOT WORKING FIX OR YOU WILL BE IGNORED IN THE RACE

Weather / Track : Sunny / Dry

www.tsl-timing.com


Page 3 of 3

Silverstone International
Circuit Length = 2.2490 miles
Start: 10:00 End: 10:16

Printed - 10.17 Sunday, 11 May 2008

HSCC "BP Ulitimate" Classic Formula 3 Championship

RACE 11 - GRID

ROW 12	2:23.021 99 Tom POWELL	1:44.987 52 James PARSONS
ROW 11	1:43.100 96 Gareth WALTERS	1:41.058 26 Peter HISCOCKS
ROW 10	1:40.789 64 Janet SHERRY	1:40.279 71 Alan HICKS
ROW 9	1:38.192 69 Albert CLEMENTS	1:35.875 31 Matthew STURMER
ROW 8	1:35.445 42 Nick CRADDOCK	1:35.040 83 Jon LUCAS
ROW 7	1:34.431 32 Jamie BRASHAW	1:33.506 65 Peter DENHAM
ROW 6	1:32.500 53 Roger PRICE	1:32.369 33 Ben ATKINSON-WILLES
ROW 5	1:32.027 48 Oliver THORPE	1:31.299 37 Mike SIMPSON
ROW 4	1:30.876 41 Michael QUINN	1:30.067 29 Bryan SHAW
ROW 3	1:29.425 22 Geoffrey HOODLESS	1:29.218 90 Alan PARKER
ROW 2	1:28.642 18 Gerard SAUER	1:26.478 8 Bill COOMBS
ROW 1	1:26.242 28 Paul SMITH	1:25.985 1 Benn SIMMS
Pole		
		

Silverstone International
Circuit Length = 2.2490 miles

Clerk of Course :		Timekeeper :
-------------------	--	--------------

HSCC Historic Road Sports Championship

QUALIFYING RACE 12 - CLASSIFICATION

POS	NO	CL	NAME	ENTRY	TIME	ON	LAPS	GAP	DIFF	MPH
1	46	C	Paul TOOMS	Lotus Elan S4	1:41.017	9	9			80.14
2	92	A	James PATERSON	Morgan Plus 4	1:41.389	6	9	0.372	0.372	79.85
3	65	A	Julian DODD	TVR Griffith	1:41.553	5	8	0.536	0.164	79.72
4	51	C	Peter SHAW	Lotus Elan	1:42.305	3	9	1.288	0.752	79.13
5	81	A	Roger WILLS	Chevrolet Corvette	1:42.659	6	7	1.642	0.354	78.86
6	54	C	Martin HALLIDAY	Lotus Seven S3	1:42.913	6	9	1.896	0.254	78.67
7	69	C	Andy SHEPHERD	Lotus Seven S2	1:43.494	8	9	2.477	0.581	78.23
8	28	Inv	Mark GARRITT	TVR Griffith 400	1:44.461	8	8	3.444	0.967	77.50
9	2	D	Robert BARRIE	Porsche 911S	1:45.408	7	8	4.391	0.947	76.80
10	63	B	Colin SHARP	Triumph TR5	1:46.806	8	8	5.789	1.398	75.80
11	43	C	Cliff BRINDLEY	Lotus Elan S4	1:47.494	8	8	6.477	0.688	75.31
12	11	A	Charles COOK	Jaguar E Type	1:47.594	2	8	6.577	0.100	75.24
13	71	E	Dick COFFEY	Turner Mk1	1:48.300	7	8	7.283	0.706	74.75
14	8	B	John CLARKE	Morgan Plus 4	1:48.415	6	8	7.398	0.115	74.67
15	52	B	Justin MURPHY	Milano GT Mk1	1:48.419	2	3	7.402	0.004	74.67
16	86	C	John WARD	TVR Vixen S2	1:48.689	8	8	7.672	0.270	74.49
17	66	B	Mark HOBLE	Morgan Plus 4	1:49.253	4	5	8.236	0.564	74.10
18	72	E	Jim GATHERCOLE	MG Midget	1:50.449	8	8	9.432	1.196	73.30
19	47	D	Peter TOGNOLA	Porsche 911	1:50.450	7	8	9.433	0.001	73.30
20	78	B	Jonathon RUSHTON	Morgan Plus 4	1:51.378	5	8	10.361	0.928	72.69
21	42	C	Michael SMITH	Lotus Elan	1:51.667	3	6	10.650	0.289	72.50
22	32	E	Patrick WARD-BOOTH	Ginetta G4	1:52.214	4	8	11.197	0.547	72.15
23	22	F	John FITZGERALD	Turner Mk2	1:54.337	5	5	13.320	2.123	70.81
24	31	B	James OWEN	Triumph TR5	1:56.284	4	5	15.267	1.947	69.62
25	34	B	Mark SHEARS	Morgan Plus 4	1:57.218	8	8	16.201	0.934	69.07
26	50	C	Rachel WATTS	Lotus Elan	1:58.555	6	7	17.538	1.337	68.29
27	37	D	Mervyn SELWYN	Porsche 911S	1:58.593	7	7	17.576	0.038	68.27
28	21	D	Rebecca RUFF	Porsche 911	1:58.641	7	7	17.624	0.048	68.24
29	3	A	Martin EDRIDGE	Ford Mustang	2:00.519	3	4	19.502	1.878	67.17
30	12	F	James WISEMAN	Alfa Romeo Guilietta	2:02.032	7	7	21.015	1.513	66.34
31	33	D	Michael MASTERS	Porsche 911	2:02.353	2	3	21.336	0.321	66.17
32	38	D	Ian CONWAY	MGB	2:02.901	7	7	21.884	0.548	65.87
33	94	Inv	Jon MCDONALD	MGB	2:05.004	1	1	23.987	2.103	64.76
34	82	C	Mark WILSON	Lotus Elan S4	2:07.823	3	4	26.806	2.819	63.34
35	83	F	Daniel WOOD	JWF Italia	2:13.141	1	4	32.124	5.318	60.81

CAR 71 TRANSPONDER NOT WORKING FIX OR YOU WILL BE IGNORED IN THE RACE
 CAR 72 - TRANPONDER FAULT - PLEASE SEE TIMEKEEPERS

Weather / Track : Sunny / Dry

These results are provisional until the conclusion of any judicial and technical matters.

Silverstone International
 Circuit Length = 2.2490 miles
 Start: 10:22 End: 10:39

Clerk of Course :	Timekeeper :
-------------------	--------------

HSCC Historic Road Sports Championship

QUALIFYING RACE 12 - LAP ANALYSIS

2	Robert BARRIE		Porsche 911S				
1 -	1:56.140	+ 10.732	10:25:40.851	5 -	1:45.512	+ 0.104	10:32:45.180
2 -	1:46.212	+ 0.804	10:27:27.063	6 -	1:45.624	+ 0.216	10:34:30.804
3 -	1:46.002	+ 0.594	10:29:13.065	7 -	1:45.408		10:36:16.212
4 -	1:46.603	+ 1.195	10:30:59.668	8 -	1:46.212	+ 0.804	10:38:02.424
3	Martin EDRIDGE		Ford Mustang				
1 -	2:11.934	+ 11.415	10:25:51.219	3 -	2:00.519		10:29:55.343
2 -	2:03.605	+ 3.086	10:27:54.824	4 -	2:24.563 P	+ 24.044	10:32:19.906
8	John CLARKE		Morgan Plus 4				
1 -	1:55.922	+ 7.507	10:25:15.062	5 -	1:49.583	+ 1.168	10:32:35.222
2 -	1:51.050	+ 2.635	10:27:06.112	6 -	1:48.415		10:34:23.637
3 -	1:49.898	+ 1.483	10:28:56.010	7 -	1:48.808	+ 0.393	10:36:12.445
4 -	1:49.629	+ 1.214	10:30:45.639	8 -	1:50.033	+ 1.618	10:38:02.478
11	Charles COOK		Jaguar E Type				
1 -	1:51.682	+ 4.088	10:25:14.553	5 -	1:47.646	+ 0.052	10:32:27.851
2 -	1:47.594		10:27:02.147	6 -	1:48.451	+ 0.857	10:34:16.302
3 -	1:48.589	+ 0.995	10:28:50.736	7 -	1:48.565	+ 0.971	10:36:04.867
4 -	1:49.469	+ 1.875	10:30:40.205	8 -	1:48.296	+ 0.702	10:37:53.163
12	James WISEMAN		Alfa Romeo Guilietta				
1 -	2:09.900	+ 7.868	10:25:48.507	5 -	2:03.441	+ 1.409	10:34:04.625
2 -	2:04.835	+ 2.803	10:27:53.342	6 -	2:02.304	+ 0.272	10:36:06.929
3 -	2:02.866	+ 0.834	10:29:56.208	7 -	2:02.032		10:38:08.961
4 -	2:04.976	+ 2.944	10:32:01.184				
21	Rebecca RUFF		Porsche 911				
1 -	2:04.531	+ 5.890	10:25:54.549	5 -	1:59.420	+ 0.779	10:33:58.614
2 -	2:01.636	+ 2.995	10:27:56.185	6 -	1:59.855	+ 1.214	10:35:58.469
3 -	2:01.383	+ 2.742	10:29:57.568	7 -	1:58.641		10:37:57.110
4 -	2:01.626	+ 2.985	10:31:59.194				
22	John FITZGERALD		Turner Mk2				
1 -	1:58.235	+ 3.898	10:31:06.579	4 -	1:55.664	+ 1.327	10:36:54.255
2 -	1:57.215	+ 2.878	10:33:03.794	5 -	1:54.337		10:38:48.592
3 -	1:54.797	+ 0.460	10:34:58.591				
28	Mark GARRITT		TVR Griffith 400				
1 -	2:05.832	+ 21.371	10:25:41.810	5 -	1:47.767	+ 3.306	10:32:56.347
2 -	1:50.191	+ 5.730	10:27:32.001	6 -	1:47.708	+ 3.247	10:34:44.055
3 -	1:46.751	+ 2.290	10:29:18.752	7 -	1:48.870	+ 4.409	10:36:32.925
4 -	1:49.828	+ 5.367	10:31:08.580	8 -	1:44.461		10:38:17.386
31	James OWEN		Triumph TR5				
1 -	2:09.310	+ 13.026	10:25:32.898	4 -	1:56.284		10:31:35.113
2 -	2:05.225	+ 8.941	10:27:38.123	5 -	2:20.787 P	+ 24.503	10:33:55.900
3 -	2:00.706	+ 4.422	10:29:38.829				
32	Patrick WARD-BOOTH		Ginetta G4				
1 -	2:05.342	+ 13.128	10:25:52.222	5 -	1:52.464	+ 0.250	10:33:31.816
2 -	1:57.790	+ 5.576	10:27:50.012	6 -	2:11.036	+ 18.822	10:35:42.852
3 -	1:57.126	+ 4.912	10:29:47.138	7 -	1:53.938	+ 1.724	10:37:36.790
4 -	1:52.214		10:31:39.352	8 -	1:54.176	+ 1.962	10:39:30.966
33	Michael MASTERS		Porsche 911				
1 -	2:06.211	+ 3.858	10:25:56.979	3 -	2:07.474	+ 5.121	10:30:06.806
2 -	2:02.353		10:27:59.332				
34	Mark SHEARS		Morgan Plus 4				
1 -	2:05.239	+ 8.021	10:25:33.741	5 -	1:59.017	+ 1.799	10:33:37.197

CAR 71 TRANSPONDER NOT WORKING FIX OR YOU WILL BE IGNORED IN THE RACE
 CAR 72 - TRANPONDER FAULT - PLEASE SEE TIMEKEEPERS
 Weather / Track : Sunny / Dry

Silverstone International
 Circuit Length = 2.2490 miles
 Start: 10:22 End: 10:39

HSCC Historic Road Sports Championship

QUALIFYING RACE 12 - LAP ANALYSIS

2 -	2:01.186	+ 3.968	10:27:34.927	6 -	2:01.784	+ 4.566	10:35:38.981
3 -	2:03.579	+ 6.361	10:29:38.506	7 -	1:58.417	+ 1.199	10:37:37.398
4 -	1:59.674	+ 2.456	10:31:38.180	8 -	1:57.218		10:39:34.616
37	Mervyn SELWYN			Porsche 911S			
1 -	2:08.500	+ 9.907	10:25:42.206	5 -	1:59.083	+ 0.490	10:33:47.779
2 -	2:03.278	+ 4.685	10:27:45.484	6 -	2:00.214	+ 1.621	10:35:47.993
3 -	2:02.118	+ 3.525	10:29:47.602	7 -	1:58.593		10:37:46.586
4 -	2:01.094	+ 2.501	10:31:48.696				
38	Ian CONWAY			MGB			
1 -	2:08.176	+ 5.275	10:25:41.461	5 -	2:05.619	+ 2.718	10:34:04.582
2 -	2:04.183	+ 1.282	10:27:45.644	6 -	2:03.767	+ 0.866	10:36:08.349
3 -	2:08.140	+ 5.239	10:29:53.784	7 -	2:02.901		10:38:11.250
4 -	2:05.179	+ 2.278	10:31:58.963				
42	Michael SMITH			Lotus Elan			
1 -	2:15.872	+ 24.205	10:26:05.814	4 -	1:54.201	+ 2.534	10:32:00.618
2 -	2:08.936	+ 17.269	10:28:14.750	5 -	1:54.854	+ 3.187	10:33:55.472
3 -	1:51.667		10:30:06.417	6 -	2:38.231 P	+ 46.564	10:36:33.703
43	Cliff BRINDLEY			Lotus Elan S4			
1 -	2:03.539	+ 16.045	10:25:44.510	5 -	1:49.649	+ 2.155	10:33:05.710
2 -	1:53.538	+ 6.044	10:27:38.048	6 -	1:47.766	+ 0.272	10:34:53.476
3 -	1:49.934	+ 2.440	10:29:27.982	7 -	1:47.863	+ 0.369	10:36:41.339
4 -	1:48.079	+ 0.585	10:31:16.061	8 -	1:47.494		10:38:28.833
46	Paul TOOMS			Lotus Elan S4			
1 -	1:48.511	+ 7.494	10:25:10.289	6 -	1:43.421	+ 2.404	10:33:43.382
2 -	1:42.736	+ 1.719	10:26:53.025	7 -	1:46.342	+ 5.325	10:35:29.724
3 -	1:42.251	+ 1.234	10:28:35.276	8 -	1:46.857	+ 5.840	10:37:16.581
4 -	1:42.343	+ 1.326	10:30:17.619	9 -	1:41.017		10:38:57.598
5 -	1:42.342	+ 1.325	10:31:59.961				
47	Peter TOGNOLA			Porsche 911			
1 -	1:56.364	+ 5.914	10:25:27.375	5 -	1:51.233	+ 0.783	10:32:55.975
2 -	1:54.062	+ 3.612	10:27:21.437	6 -	1:51.364	+ 0.914	10:34:47.339
3 -	1:51.420	+ 0.970	10:29:12.857	7 -	1:50.450		10:36:37.789
4 -	1:51.885	+ 1.435	10:31:04.742	8 -	1:51.784	+ 1.334	10:38:29.573
50	Rachel WATTS			Lotus Elan			
1 -	2:11.734	+ 13.179	10:25:51.515	5 -	2:00.828	+ 2.273	10:34:00.523
2 -	2:06.665	+ 8.110	10:27:58.180	6 -	1:58.555		10:35:59.078
3 -	2:00.692	+ 2.137	10:29:58.872	7 -	1:58.595	+ 0.040	10:37:57.673
4 -	2:00.823	+ 2.268	10:31:59.695				
51	Peter SHAW			Lotus Elan			
1 -	1:49.364	+ 7.059	10:25:03.225	6 -	1:44.797	+ 2.492	10:33:46.688
2 -	1:42.445	+ 0.140	10:26:45.670	7 -	1:44.485	+ 2.180	10:35:31.173
3 -	1:42.305		10:28:27.975	8 -	1:46.225	+ 3.920	10:37:17.398
4 -	1:44.840	+ 2.535	10:30:12.815	9 -	1:42.711	+ 0.406	10:39:00.109
5 -	1:49.076	+ 6.771	10:32:01.891				
52	Justin MURPHY			Milano GT Mk1			
1 -	1:57.105	+ 8.686	10:25:31.010	3 -	2:06.984 P	+ 18.565	10:29:26.413
2 -	1:48.419		10:27:19.429				
54	Martin HALLIDAY			Lotus Seven S3			
1 -	1:54.408	+ 11.495	10:25:10.345	6 -	1:42.913		10:34:04.791
2 -	1:55.261	+ 12.348	10:27:05.606	7 -	1:45.481	+ 2.568	10:35:50.272
3 -	1:45.442	+ 2.529	10:28:51.048	8 -	1:47.001	+ 4.088	10:37:37.273
4 -	1:47.610	+ 4.697	10:30:38.658	9 -	1:44.149	+ 1.236	10:39:21.422
5 -	1:43.220	+ 0.307	10:32:21.878				

CAR 71 TRANSPONDER NOT WORKING FIX OR YOU WILL BE IGNORED IN THE RACE
 CAR 72 - TRANPONDER FAULT - PLEASE SEE TIMEKEEPERS
 Weather / Track : Sunny / Dry

Silverstone International
 Circuit Length = 2.2490 miles
 Start: 10:22 End: 10:39

HSCC Historic Road Sports Championship

QUALIFYING RACE 12 - LAP ANALYSIS

63	Colin SHARP		Triumph TR5				
1 -	2:05.887	+ 19.081	10:25:50.531	5 -	1:47.329	+ 0.523	10:33:10.595
2 -	1:54.097	+ 7.291	10:27:44.628	6 -	1:49.101	+ 2.295	10:34:59.696
3 -	1:50.325	+ 3.519	10:29:34.953	7 -	1:47.232	+ 0.426	10:36:46.928
4 -	1:48.313	+ 1.507	10:31:23.266	8 -	1:46.806		10:38:33.734
65	Julian DODD		TVR Griffith				
1 -	2:06.089	+ 24.536	10:25:59.081	5 -	1:41.553		10:33:12.729
2 -	1:58.331	+ 16.778	10:27:57.412	6 -	1:48.065	+ 6.512	10:35:00.794
3 -	1:49.918	+ 8.365	10:29:47.330	7 -	1:51.995	+ 10.442	10:36:52.789
4 -	1:43.846	+ 2.293	10:31:31.176	8 -	1:42.088	+ 0.535	10:38:34.877
66	Mark HOBLE		Morgan Plus 4				
1 -	1:56.311	+ 7.058	10:25:20.078	4 -	1:49.253		10:30:50.314
2 -	1:50.960	+ 1.707	10:27:11.038	5 -	2:11.745 P	+ 22.492	10:33:02.059
3 -	1:50.023	+ 0.770	10:29:01.061				
69	Andy SHEPHERD		Lotus Seven S2				
1 -	1:55.540	+ 12.046	10:25:09.937	6 -	1:45.649	+ 2.155	10:33:58.196
2 -	1:49.854	+ 6.360	10:26:59.791	7 -	1:46.027	+ 2.533	10:35:44.223
3 -	1:44.242	+ 0.748	10:28:44.033	8 -	1:43.494		10:37:27.717
4 -	1:43.658	+ 0.164	10:30:27.691	9 -	1:45.225	+ 1.731	10:39:12.942
5 -	1:44.856	+ 1.362	10:32:12.547				
71	Dick COFFEY		Turner Mk1				
1 -	1:54.429	+ 6.129	10:25:20.079	5 -	1:49.122	+ 0.822	10:32:42.194
2 -	1:55.097	+ 6.797	10:27:15.176	6 -	1:48.611	+ 0.311	10:34:30.805
3 -	1:48.537	+ 0.237	10:29:03.713	7 -	1:48.300		10:36:19.105
4 -	1:49.359	+ 1.059	10:30:53.072	8 -	1:49.857	+ 1.557	10:38:08.962
72	Jim GATHERCOLE		MG Midget				
1 -	2:06.958	+ 16.509	10:25:51.553	5 -	1:51.945	+ 1.496	10:33:33.123
2 -	1:56.894	+ 6.445	10:27:48.447	6 -	1:54.604	+ 4.155	10:35:27.727
3 -	1:58.841	+ 8.392	10:29:47.288	7 -	1:51.685	+ 1.236	10:37:19.412
4 -	1:53.890	+ 3.441	10:31:41.178	8 -	1:50.449		10:39:09.861
78	Jonathon RUSHTON		Morgan Plus 4				
1 -	2:03.596	+ 12.218	10:25:54.847	5 -	1:51.378		10:33:31.893
2 -	1:56.271	+ 4.893	10:27:51.118	6 -	1:56.569	+ 5.191	10:35:28.462
3 -	1:55.651	+ 4.273	10:29:46.769	7 -	1:53.408	+ 2.030	10:37:21.870
4 -	1:53.746	+ 2.368	10:31:40.515	8 -	1:51.699	+ 0.321	10:39:13.569
81	Roger WILLS		Chevrolet Corvette				
1 -	2:02.846 P	+ 20.187	10:25:25.850	5 -	1:44.197	+ 1.538	10:33:22.044
2 -	2:41.353	+ 58.694	10:28:07.203	6 -	1:42.659		10:35:04.703
3 -	1:45.304	+ 2.645	10:29:52.507	7 -	1:57.836 P	+ 15.177	10:37:02.539
4 -	1:45.340	+ 2.681	10:31:37.847				
82	Mark WILSON		Lotus Elan S4				
1 -	2:13.265	+ 5.442	10:26:04.299	3 -	2:07.823		10:30:22.164
2 -	2:10.042	+ 2.219	10:28:14.341	4 -	2:24.411 P	+ 16.588	10:32:46.575
83	Daniel WOOD		JWF Italia				
1 -	2:13.141		10:25:50.663	3 -	2:26.128	+ 12.987	10:30:42.438
2 -	2:25.647	+ 12.506	10:28:16.310	4 -	2:38.854 P	+ 25.713	10:33:21.292
86	John WARD		TVR Vixen S2				
1 -	2:09.379	+ 20.690	10:25:52.074	5 -	1:51.208	+ 2.519	10:33:32.414
2 -	1:55.202	+ 6.513	10:27:47.276	6 -	1:56.768	+ 8.079	10:35:29.182
3 -	2:02.660	+ 13.971	10:29:49.936	7 -	1:58.358	+ 9.669	10:37:27.540
4 -	1:51.270	+ 2.581	10:31:41.206	8 -	1:48.689		10:39:16.229

CAR 71 TRANSPONDER NOT WORKING FIX OR YOU WILL BE IGNORED IN THE RACE
 CAR 72 - TRANPONDER FAULT - PLEASE SEE TIMEKEEPERS
 Weather / Track : Sunny / Dry

Silverstone International
 Circuit Length = 2.2490 miles
 Start: 10:22 End: 10:39

HSCC Historic Road Sports Championship

QUALIFYING RACE 12 - LAP ANALYSIS


92	James PATERSON			Morgan Plus 8		
1 -	1:52.256	+ 10.867	10:25:24.077	6 -	1:41.389	10:33:57.401
2 -	1:43.746	+ 2.357	10:27:07.823	7 -	1:43.376	+ 1.987 10:35:40.777
3 -	1:43.349	+ 1.960	10:28:51.172	8 -	1:41.493	+ 0.104 10:37:22.270
4 -	1:43.109	+ 1.720	10:30:34.281	9 -	1:41.535	+ 0.146 10:39:03.805
5 -	1:41.731	+ 0.342	10:32:16.012			
94	Jon MCDONALD			MGB		
1 -	2:05.004		10:25:35.660			

CAR 71 TRANSPONDER NOT WORKING FIX OR YOU WILL BE IGNORED IN THE RACE
 CAR 72 - TRANPONDER FAULT - PLEASE SEE TIMEKEEPERS
 Weather / Track : Sunny / Dry

Silverstone International
 Circuit Length = 2.2490 miles
 Start: 10:22 End: 10:39

HSCC Historic Road Sports Championship

RACE 12 - GRID

ROW 18	2:13.141 83 Daniel WOOD	88 Andrew SOMERVILLE
ROW 17	2:05.004 94 Jon MCDONALD	2:07.823 82 Mark WILSON
ROW 16	2:02.353 33 Michael MASTERS	2:02.901 38 Ian CONWAY
ROW 15	2:00.519 3 Martin EDRIDGE	2:02.032 12 James WISEMAN
ROW 14	1:58.593 37 Mervyn SELWYN	1:58.641 21 Rebecca RUFF
ROW 13	1:57.218 34 Mark SHEARS	1:58.555 50 Rachel WATTS
ROW 12	1:54.337 22 John FITZGERALD	1:56.284 31 James OWEN
ROW 11	1:51.667 42 Michael SMITH	1:52.214 32 Patrick WARD-BOOTH
ROW 10	1:50.450 47 Peter TOGNOLA	1:51.378 78 Jonathon RUSHTON
ROW 9	1:49.253 66 Mark HOBLE	1:50.449 72 Jim GATHERCOLE
ROW 8	1:48.419 52 Justin MURPHY	1:48.689 86 John WARD
ROW 7	1:48.300 71 Dick COFFEY	1:48.415 8 John CLARKE
ROW 6	1:47.494 43 Cliff BRINDLEY	1:47.594 11 Charles COOK
ROW 5	1:45.408 2 Robert BARRIE	1:46.806 63 Colin SHARP
ROW 4	1:43.494 69 Andy SHEPHERD	1:44.461 28 Mark GARRITT
ROW 3	1:42.659 81 Roger WILLS	1:42.913 54 Martin HALLIDAY
ROW 2	1:41.553 65 Julian DODD	1:42.305 51 Peter SHAW
ROW 1	1:41.017 46 Paul TOOMS	1:41.389 92 James PATERSON
Pole		
		

Silverstone International
Circuit Length = 2.2490 miles

Clerk of Course :		Timekeeper :

HSCC / HRSR Historic Saloon Car Championship

QUALIFYING RACE 9 - CLASSIFICATION

POS	NO	CL	NAME	ENTRY	TIME	ON	LAPS	GAP	DIFF	MPH
1	46	C	Dan COX	Ford Lotus Cortina	1:44.199	3	8			77.70
2	3	K1	Peter HALLFORD	Ford Mustang	1:44.455	3	8	0.256	0.256	77.51
3	21	K1	Graeme DODD	Ford Mustang	1:44.828	2	5	0.629	0.373	77.23
4	54	C	Neil WOOD	Ford Anglia 105E	1:44.938	7	9	0.739	0.110	77.15
5	27	B	Roger COPE	BMW 1800	1:45.456	3	8	1.257	0.518	76.77
6	52	C	Peter ERGIS	Ford Lotus Cortina	1:46.481	3	8	2.282	1.025	76.03
7	38	C	Steve SHUTTLEWORTH	Ford Lotus Cortina	1:46.585	6	8	2.386	0.104	75.96
8	85	D	Roger GODFREY	Austin Mini Cooper S	1:46.966	3	9	2.767	0.381	75.69
9	32	B	Mark GARRITT	Alfa Giulia Sprint	1:47.068	5	8	2.869	0.102	75.61
10	77	D	Roger EBDON	Morris Mini Cooper S	1:47.091	3	8	2.892	0.023	75.60
11	49	C	Peter HORE	Lotus Cortina	1:47.254	3	7	3.055	0.163	75.48
12	67	K3	Brendan ROBERTS	Alfa Romeo Giulia Sprint	1:48.350	3	8	4.151	1.096	74.72
13	69	C	Bob BULLEN	Ford Anglia 105E	1:48.432	3	8	4.233	0.082	74.66
14	48	K3	Roger WILLS	Ford Lotus Cortina Mk1	1:48.793	3	8	4.594	0.361	74.41
15	33	B	James FULLER	Alfa Romeo Giulia Sprint	1:49.162	3	8	4.963	0.369	74.16
16	80	D	Mike SMITH	Morris Min Cooper S	1:49.306	4	8	5.107	0.144	74.07
17	73	K4	Daniel WARD	Austin Mini Cooper S	1:50.663	8	8	6.464	1.357	73.16
18	95	E	Shaun HAZLEWOOD	Hillman Imp	1:51.783	2	6	7.584	1.120	72.42
19	53	C	Andy YOOL	Ford Anglia 105E	1:52.877	2	6	8.678	1.094	71.72
20	93	E	Graham MARTIN	Singer Chamois	1:56.621	7	8	12.422	3.744	69.42
21	96	E	Tim BROOK	Austin Mini Cooper	1:58.073	2	8	13.874	1.452	68.57
22	1	E	Simon BENOY	Hillman Imp	1:58.913	1	3	14.714	0.840	68.08
23	86	E	Andy JONES	Singer Chamois	1:59.430	4	7	15.231	0.517	67.79
24	91	E	Vince FROST	Hillman Imp	2:02.891	4	4	18.692	3.461	65.88
25	30	B	Nick LEDGER	Ford Lotus Cortina	2:03.288	4	6	19.089	0.397	65.67
26	82	D	Ed GLAISTER	Ford Anglia 100E	2:04.515	4	5	20.316	1.227	65.02
27	19	K2	Richard CROSS	Triumph 2000Mk I	2:05.409	3	7	21.210	0.894	64.55
28	92	E	Colin GUNTON	Hillman Imp	2:07.144	5	6	22.945	1.735	63.67
29	45	E	Henry COX	Austin A40	2:07.217	1	2	23.018	0.073	63.64

Weather / Track : Sunny / Dry

These results are provisional until the conclusion of any judicial and technical matters.

Silverstone International
Circuit Length = 2.2490 miles
Start: 11:10 End: 11:28

Clerk of Course :	Timekeeper :
-------------------	--------------

HSCC / HRSR Historic Saloon Car Championship

QUALIFYING RACE 9 - LAP ANALYSIS

1	Simon BENOY		Hillman Imp				
1 -	1:58.913		11:13:36.739	3 -	11:28.296	+ 9:29.383	11:27:11.906
2 -	2:06.871 P	+ 7.958	11:15:43.610				
3	Peter HALLFORD		Ford Mustang				
1 -	1:48.828	+ 4.373	11:13:27.309	5 -	1:47.050	+ 2.595	11:20:30.634
2 -	1:45.445	+ 0.990	11:15:12.754	6 -	1:49.819	+ 5.364	11:22:20.453
3 -	1:44.455		11:16:57.209	7 -	1:50.824	+ 6.369	11:24:11.277
4 -	1:46.375	+ 1.920	11:18:43.584	8 -	1:48.786	+ 4.331	11:26:00.063
19	Richard CROSS		Triumph 2000Mk I				
1 -	2:09.848	+ 4.439	11:13:32.735	5 -	2:05.671	+ 0.262	11:22:04.404
2 -	2:14.837	+ 9.428	11:15:47.572	6 -	2:06.092	+ 0.683	11:24:10.496
3 -	2:05.409		11:17:52.981	7 -	2:09.306	+ 3.897	11:26:19.802
4 -	2:05.752	+ 0.343	11:19:58.733				
21	Graeme DODD		Ford Mustang				
1 -	1:47.605	+ 2.777	11:12:51.755	4 -	1:58.511	+ 13.683	11:18:20.689
2 -	1:44.828		11:14:36.583	5 -	2:12.775 P	+ 27.947	11:20:33.464
3 -	1:45.595	+ 0.767	11:16:22.178				
27	Roger COPE		BMW 1800				
1 -	1:51.768	+ 6.312	11:13:04.233	5 -	1:55.734	+ 10.278	11:20:21.001
2 -	1:46.320	+ 0.864	11:14:50.553	6 -	1:48.131	+ 2.675	11:22:09.132
3 -	1:45.456		11:16:36.009	7 -	1:49.277	+ 3.821	11:23:58.409
4 -	1:49.258	+ 3.802	11:18:25.267	8 -	1:48.160	+ 2.704	11:25:46.569
30	Nick LEDGER		Ford Lotus Cortina				
1 -	2:27.796 P	+ 24.508	11:13:47.328	4 -	2:03.288		11:20:26.950
2 -	2:31.199	+ 27.911	11:16:18.527	5 -	2:04.040	+ 0.752	11:22:30.990
3 -	2:05.135	+ 1.847	11:18:23.662	6 -	2:27.144 P	+ 23.856	11:24:58.134
32	Mark GARRITT		Alfa Guilias Sprint				
1 -	1:52.119	+ 5.051	11:12:58.636	5 -	1:47.068		11:20:10.910
2 -	1:48.538	+ 1.470	11:14:47.174	6 -	1:47.220	+ 0.152	11:21:58.130
3 -	1:47.251	+ 0.183	11:16:34.425	7 -	1:48.221	+ 1.153	11:23:46.351
4 -	1:49.417	+ 2.349	11:18:23.842	8 -	1:47.781	+ 0.713	11:25:34.132
33	James FULLER		Alfa Romeo Giulia Sprint				
1 -	1:53.938	+ 4.776	11:13:08.293	5 -	1:51.430	+ 2.268	11:20:30.490
2 -	1:50.231	+ 1.069	11:14:58.524	6 -	1:52.560	+ 3.398	11:22:23.050
3 -	1:49.162		11:16:47.686	7 -	1:50.255	+ 1.093	11:24:13.305
4 -	1:51.374	+ 2.212	11:18:39.060	8 -	1:50.886	+ 1.724	11:26:04.191
38	Steve SHUTTLEWORTH		Ford Lotus Cortina				
1 -	1:51.518	+ 4.933	11:13:10.986	5 -	1:48.528	+ 1.943	11:20:26.214
2 -	1:48.729	+ 2.144	11:14:59.715	6 -	1:46.585		11:22:12.799
3 -	1:48.884	+ 2.299	11:16:48.599	7 -	1:47.208	+ 0.623	11:24:00.007
4 -	1:49.087	+ 2.502	11:18:37.686	8 -	1:46.947	+ 0.362	11:25:46.954
45	Henry COX		Austin A40				
1 -	2:07.217		11:13:58.646	2 -	2:18.182	+ 10.965	11:16:16.828
46	Dan COX		Ford Lotus Cortina				
1 -	1:49.510	+ 5.311	11:13:25.865	5 -	1:47.010	+ 2.811	11:20:31.761
2 -	1:47.780	+ 3.581	11:15:13.645	6 -	1:51.044	+ 6.845	11:22:22.805
3 -	1:44.199		11:16:57.844	7 -	1:53.071	+ 8.872	11:24:15.876
4 -	1:46.907	+ 2.708	11:18:44.751	8 -	2:03.797	+ 19.598	11:26:19.673
48	Roger WILLS		Ford Lotus Cortina Mk1				
1 -	1:51.785	+ 2.992	11:13:12.837	5 -	1:49.626	+ 0.833	11:20:31.656
2 -	1:51.062	+ 2.269	11:15:03.899	6 -	1:50.743	+ 1.950	11:22:22.399

Silverstone International
Circuit Length = 2.2490 miles
Start: 11:10 End: 11:28

Weather / Track : Sunny / Dry

HSCC / HRSR Historic Saloon Car Championship

QUALIFYING RACE 9 - LAP ANALYSIS

3 -	1:48.793		11:16:52.692	7 -	1:48.944	+ 0.151	11:24:11.343
4 -	1:49.338	+ 0.545	11:18:42.030	8 -	1:49.491	+ 0.698	11:26:00.834
49	Peter HORE		Lotus Cortina				
1 -	1:52.926	+ 5.672	11:13:40.880	5 -	1:51.593	+ 4.339	11:20:58.928
2 -	1:48.153	+ 0.899	11:15:29.033	6 -	2:12.719 P	+ 25.465	11:23:11.647
3 -	1:47.254		11:17:16.287	7 -	3:44.213 P	+ 1:56.959	11:26:55.860
4 -	1:51.048	+ 3.794	11:19:07.335				
52	Peter ERGIS		Ford Lotus Cortina				
1 -	1:56.628	+ 10.147	11:13:21.733	5 -	1:57.048	+ 10.567	11:21:26.253
2 -	1:51.751	+ 5.270	11:15:13.484	6 -	1:48.393	+ 1.912	11:23:14.646
3 -	1:46.481		11:16:59.965	7 -	1:50.594	+ 4.113	11:25:05.240
4 -	2:29.240	+ 42.759	11:19:29.205	8 -	2:09.301	+ 22.820	11:27:14.541
53	Andy YOOL		Ford Anglia 105E				
1 -	1:58.723	+ 5.846	11:13:46.748	4 -	1:53.311	+ 0.434	11:19:26.726
2 -	1:52.877		11:15:39.625	5 -	1:54.304	+ 1.427	11:21:21.030
3 -	1:53.790	+ 0.913	11:17:33.415	6 -	1:55.092	+ 2.215	11:23:16.122
54	Neil WOOD		Ford Anglia 105E				
1 -	1:50.274	+ 5.336	11:13:13.397	6 -	1:45.338	+ 0.400	11:22:05.173
2 -	1:47.323	+ 2.385	11:15:00.720	7 -	1:44.938		11:23:50.111
3 -	1:45.399	+ 0.461	11:16:46.119	8 -	1:45.422	+ 0.484	11:25:35.533
4 -	1:45.127	+ 0.189	11:18:31.246	9 -	1:45.965	+ 1.027	11:27:21.498
5 -	1:48.589	+ 3.651	11:20:19.835				
67	Brendan ROBERTS		Alfa Romeo Guilja Sprint				
1 -	1:58.858	+ 10.508	11:13:09.347	5 -	1:56.205	+ 7.855	11:20:45.180
2 -	1:52.640	+ 4.290	11:15:01.987	6 -	1:50.180	+ 1.830	11:22:35.360
3 -	1:48.350		11:16:50.337	7 -	1:52.901	+ 4.551	11:24:28.261
4 -	1:58.638	+ 10.288	11:18:48.975	8 -	1:50.529	+ 2.179	11:26:18.790
69	Bob BULLEN		Ford Anglia 105E				
1 -	2:01.813	+ 13.381	11:13:25.637	5 -	1:49.249	+ 0.817	11:20:40.996
2 -	1:48.717	+ 0.285	11:15:14.354	6 -	1:48.830	+ 0.398	11:22:29.826
3 -	1:48.432		11:17:02.786	7 -	1:49.078	+ 0.646	11:24:18.904
4 -	1:48.961	+ 0.529	11:18:51.747	8 -	1:50.079	+ 1.647	11:26:08.983
73	Daniel WARD		Austin Mini Cooper S				
1 -	1:58.253	+ 7.590	11:13:10.278	5 -	1:51.189	+ 0.526	11:20:43.339
2 -	1:55.229	+ 4.566	11:15:05.507	6 -	1:51.414	+ 0.751	11:22:34.753
3 -	1:51.788	+ 1.125	11:16:57.295	7 -	2:25.462	+ 34.799	11:25:00.215
4 -	1:54.855	+ 4.192	11:18:52.150	8 -	1:50.663		11:26:50.878
77	Roger EBDON		Morris Mini Cooper S				
1 -	1:52.599	+ 5.508	11:13:05.921	5 -	1:50.734	+ 3.643	11:20:20.542
2 -	1:48.167	+ 1.076	11:14:54.088	6 -	1:48.111	+ 1.020	11:22:08.653
3 -	1:47.091		11:16:41.179	7 -	1:50.834	+ 3.743	11:23:59.487
4 -	1:48.629	+ 1.538	11:18:29.808	8 -	1:49.797	+ 2.706	11:25:49.284
80	Mike SMITH		Morris Min Cooper S				
1 -	1:55.526	+ 6.220	11:13:10.738	5 -	1:50.731	+ 1.425	11:20:33.791
2 -	1:52.781	+ 3.475	11:15:03.519	6 -	1:51.939	+ 2.633	11:22:25.730
3 -	1:50.235	+ 0.929	11:16:53.754	7 -	1:49.868	+ 0.562	11:24:15.598
4 -	1:49.306		11:18:43.060	8 -	1:54.521	+ 5.215	11:26:10.119
82	Ed GLAISTER		Ford Anglia 100E				
1 -	2:39.040 P	+ 34.525	11:14:26.778	4 -	2:04.515		11:24:29.608
2 -	5:50.800	+ 3:46.285	11:20:17.578	5 -	2:05.519	+ 1.004	11:26:35.127
3 -	2:07.515	+ 3.000	11:22:25.093				

Silverstone International
Circuit Length = 2.2490 miles
Start: 11:10 End: 11:28

Weather / Track : Sunny / Dry

HSCC / HRSR Historic Saloon Car Championship

QUALIFYING RACE 9 - LAP ANALYSIS

85	Roger GODFREY		Austin Mini Cooper S				
1 -	1:50.293	+ 3.327	11:12:57.113	6 -	1:48.600	+ 1.634	11:21:59.156
2 -	1:48.182	+ 1.216	11:14:45.295	7 -	1:48.070	+ 1.104	11:23:47.226
3 -	1:46.966		11:16:32.261	8 -	1:48.543	+ 1.577	11:25:35.769
4 -	1:49.611	+ 2.645	11:18:21.872	9 -	1:48.282	+ 1.316	11:27:24.051
5 -	1:48.684	+ 1.718	11:20:10.556				
86	Andy JONES		Singer Chamois				
1 -	2:08.455	+ 9.025	11:13:57.271	5 -	2:12.148	+ 12.718	11:22:40.421
2 -	2:28.543	+ 29.113	11:16:25.814	6 -	2:12.701	+ 13.271	11:24:53.122
3 -	2:03.029	+ 3.599	11:18:28.843	7 -	2:01.355	+ 1.925	11:26:54.477
4 -	1:59.430		11:20:28.273				
91	Vince FROST		Hillman Imp				
1 -	2:05.791	+ 2.900	11:13:59.008	3 -	2:09.889	+ 6.998	11:18:27.479
2 -	2:18.582	+ 15.691	11:16:17.590	4 -	2:02.891		11:20:30.370
92	Colin GUNTON		Hillman Imp				
1 -	2:13.858	+ 6.714	11:13:57.404	4 -	2:09.311	+ 2.167	11:20:32.843
2 -	2:14.916	+ 7.772	11:16:12.320	5 -	2:07.144		11:22:39.987
3 -	2:11.212	+ 4.068	11:18:23.532	6 -	2:23.835 P	+ 16.691	11:25:03.822
93	Graham MARTIN		Singer Chamois				
1 -	2:00.819	+ 4.198	11:13:39.150	5 -	1:57.842	+ 1.221	11:21:35.511
2 -	1:59.662	+ 3.041	11:15:38.812	6 -	1:59.801	+ 3.180	11:23:35.312
3 -	2:00.792	+ 4.171	11:17:39.604	7 -	1:56.621		11:25:31.933
4 -	1:58.065	+ 1.444	11:19:37.669	8 -	1:57.173	+ 0.552	11:27:29.106
95	Shaun HAZLEWOOD		Hillman Imp				
1 -	1:56.272	+ 4.489	11:13:16.006	4 -	1:53.881	+ 2.098	11:18:56.042
2 -	1:51.783		11:15:07.789	5 -	2:08.679 P	+ 16.896	11:21:04.721
3 -	1:54.372	+ 2.589	11:17:02.161	6 -	5:07.111 P	+ 3:15.328	11:26:11.832
96	Tim BROOK		Austin Mini Cooper				
1 -	2:02.408	+ 4.335	11:13:16.508	5 -	2:01.935	+ 3.862	11:21:18.517
2 -	1:58.073		11:15:14.581	6 -	2:03.801	+ 5.728	11:23:22.318
3 -	1:58.263	+ 0.190	11:17:12.844	7 -	2:00.936	+ 2.863	11:25:23.254
4 -	2:03.738	+ 5.665	11:19:16.582	8 -	2:04.107	+ 6.034	11:27:27.361

HSCC / HRSR Historic Saloon Car Championships

RACE 9 - GRID

ROW 15	2:07.217 45 Henry COX		
ROW 14	2:05.409 19 Richard CROSS		2:07.144 92 Colin GUNTON
ROW 13	2:03.288 30 Nick LEDGER	2:04.515 82 Ed GLAISTER	
ROW 12	1:59.430 86 Andy JONES		2:02.891 91 Vince FROST
ROW 11	1:58.073 96 Tim BROOK	1:58.913 1 Simon BENOY	
ROW 10	1:52.877 53 Andy YOOL		1:56.621 93 Graham MARTIN
ROW 9	1:50.663 73 Daniel WARD	1:51.783 95 Shaun HAZLEWOOD	
ROW 8	1:49.162 33 James FULLER		1:49.306 80 Mike SMITH
ROW 7	1:48.432 69 Bob BULLEN	1:48.793 48 Roger WILLS	
ROW 6	1:47.254 49 Peter HORE		1:48.350 67 Brendan ROBERTS
ROW 5	1:47.068 32 Mark GARRITT	1:47.091 77 Roger EBDON	
ROW 4	1:46.585 38 Steve SHUTTLEWORTH		1:46.966 85 Roger GODFREY
ROW 3	1:45.456 27 Roger COPE	1:46.481 52 Peter ERGIS	
ROW 2	1:44.828 21 Graeme DODD		1:44.938 54 Neil WOOD
ROW 1	1:44.199 46 Dan COX	1:44.455 3 Peter HALLFORD	

Pole

Silverstone International
Circuit Length = 2.2490 miles

Clerk of Course :

Timekeeper :

Historic Formula Ford 2000

QUALIFYING RACE 14 - CLASSIFICATION

POS	NO	CL	NAME	ENTRY	TIME	ON	LAPS	GAP	DIFF	MPH
1	98		Russell LOVE	Lola T580	1:31.270	9	9			88.70
2	33		Ben ATKINSON-WILLES	Reynard SF79	1:31.600	5	9	0.330	0.330	88.38
3	34		Dale SPRUCE	Reynard SF79	1:31.671	5	10	0.401	0.071	88.31
4	35		Colin WRIGHT	Reynard SF79	1:31.867	5	10	0.597	0.196	88.13
5	48		Oliver THORPE	Royale RP27	1:32.237	5	5	0.967	0.370	87.77
6	45		Trevor ARKELL	Reynard SF81	1:32.670	9	10	1.400	0.433	87.36
7	53		Roger PRICE	Delta T79	1:32.760	5	10	1.490	0.090	87.28
8	72		Andrew STORER	Royale RP27	1:32.942	5	10	1.672	0.182	87.11
9	28		Jonny DIMSDALE	Van Diemen RF78	1:33.109	6	10	1.839	0.167	86.95
10	65		Peter DENHAM	Reynard SF78	1:33.628	6	9	2.358	0.519	86.47
11	60		Nigel GRANT	Delta T78	1:33.638	6	10	2.368	0.010	86.46
12	4		Steve GARDINER	Reynard SF80	1:33.816	9	9	2.546	0.178	86.30
13	27		Lou WATTS	Reynard SF78	1:34.225	9	9	2.955	0.409	85.92
14	49		Tom MILLS	Delta T80	1:34.542	3	7	3.272	0.317	85.63
15	83		Jon LUCAS	Reynard SF79	1:35.036	7	7	3.766	0.494	85.19
16	15		Graham HILL	Reynard RF77	1:35.160	3	8	3.890	0.124	85.08
17	36		James LEDAMUN	Crossle 51F	1:35.564	4	5	4.294	0.404	84.72
18	7		Derek WATLING	Reynard SF79	1:36.193	3	7	4.923	0.629	84.16
19	29		Eric HOULT	Lola T580	1:36.426	9	9	5.156	0.233	83.96
20	25		Antony RAINE	Merlyn MK28	1:37.679	8	9	6.409	1.253	82.88
21	43		Jan LANGDON	Reynard SF78	1:37.733	3	4	6.463	0.054	82.84
22	51		Stuart OLLEY	Delta T79	1:37.908	8	9	6.638	0.175	82.69
23	24		Alan GAPE	Royale RP27	1:38.288	9	9	7.018	0.380	82.37
24	74		Seamus DOYLE	Lola T580	1:39.804	2	9	8.534	1.516	81.12
25	70		John TAYLOR	Royale RP27	1:47.265	5	8	15.995	7.461	75.48
26	64		Janet SHERRY	Royale RP27	1:51.097	2	3	19.827	3.832	72.87

CAR 70 TRANSPONDER NOT WORKING FIX OR YOU WILL BE IGNORED IN THE RACE

Weather / Track : Sunny / Dry

These results are provisional until the conclusion of any judicial and technical matters.

Silverstone International
Circuit Length = 2.2490 miles
Start: 11:41 End: 11:58

Clerk of Course :		Timekeeper :
-------------------	--	--------------

Historic Formula Ford 2000

QUALIFYING RACE 14 - LAP ANALYSIS

4	Steve GARDINER		Reynard SF80				
1 -	1:45.372	+ 11.556	11:43:55.300	6 -	1:35.098	+ 1.282	11:51:55.982
2 -	1:39.256	+ 5.440	11:45:34.556	7 -	1:34.340	+ 0.524	11:53:30.322
3 -	1:36.119	+ 2.303	11:47:10.675	8 -	1:33.895	+ 0.079	11:55:04.217
4 -	1:35.246	+ 1.430	11:48:45.921	9 -	1:33.816		11:56:38.033
5 -	1:34.963	+ 1.147	11:50:20.884				
7	Derek WATLING		Reynard SF79				
1 -	1:49.455	+ 13.262	11:44:10.646	5 -	3:53.179 P	+ 2:16.986	11:53:14.920
2 -	1:39.954	+ 3.761	11:45:50.600	6 -	3:08.884	+ 1:32.691	11:56:23.804
3 -	1:36.193		11:47:26.793	7 -	1:41.951	+ 5.758	11:58:05.755
4 -	1:54.948 P	+ 18.755	11:49:21.741				
15	Graham HILL		Reynard RF77				
1 -	1:45.757	+ 10.597	11:44:01.064	5 -	1:35.431	+ 0.271	11:50:27.950
2 -	1:38.987	+ 3.827	11:45:40.051	6 -	1:36.325	+ 1.165	11:52:04.275
3 -	1:35.160		11:47:15.211	7 -	1:52.911	+ 17.751	11:53:57.186
4 -	1:37.308	+ 2.148	11:48:52.519	8 -	1:49.865	+ 14.705	11:55:47.051
24	Alan GAPE		Royale RP27				
1 -	1:44.900	+ 6.612	11:43:53.007	6 -	1:38.907	+ 0.619	11:52:12.541
2 -	1:40.628	+ 2.340	11:45:33.635	7 -	1:39.011	+ 0.723	11:53:51.552
3 -	1:39.212	+ 0.924	11:47:12.847	8 -	1:38.525	+ 0.237	11:55:30.077
4 -	1:40.727	+ 2.439	11:48:53.574	9 -	1:38.288		11:57:08.365
5 -	1:40.060	+ 1.772	11:50:33.634				
25	Antony RAINE		Merlyn MK28				
1 -	1:44.603	+ 6.924	11:43:56.433	6 -	1:37.995	+ 0.316	11:52:11.505
2 -	1:40.982	+ 3.303	11:45:37.415	7 -	1:38.643	+ 0.964	11:53:50.148
3 -	1:38.088	+ 0.409	11:47:15.503	8 -	1:37.679		11:55:27.827
4 -	1:38.550	+ 0.871	11:48:54.053	9 -	1:38.160	+ 0.481	11:57:05.987
5 -	1:39.457	+ 1.778	11:50:33.510				
27	Lou WATTS		Reynard SF78				
1 -	1:51.564	+ 17.339	11:43:58.381	6 -	1:36.914	+ 2.689	11:52:06.701
2 -	1:38.137	+ 3.912	11:45:36.518	7 -	1:37.848	+ 3.623	11:53:44.549
3 -	1:37.596	+ 3.371	11:47:14.114	8 -	1:36.341	+ 2.116	11:55:20.890
4 -	1:37.846	+ 3.621	11:48:51.960	9 -	1:34.225		11:56:55.115
5 -	1:37.827	+ 3.602	11:50:29.787				
28	Jonny DIMSDALE		Van Diemen RF78				
1 -	1:37.758	+ 4.649	11:43:42.435	6 -	1:33.109		11:51:30.273
2 -	1:34.421	+ 1.312	11:45:16.856	7 -	1:33.724	+ 0.615	11:53:03.997
3 -	1:33.153	+ 0.044	11:46:50.009	8 -	1:33.198	+ 0.089	11:54:37.195
4 -	1:33.559	+ 0.450	11:48:23.568	9 -	1:33.534	+ 0.425	11:56:10.729
5 -	1:33.596	+ 0.487	11:49:57.164	10 -	1:35.052	+ 1.943	11:57:45.781
29	Eric HOULT		Lola T580				
1 -	1:56.260 P	+ 19.834	11:44:02.738	6 -	1:39.411	+ 2.985	11:52:38.404
2 -	1:56.368	+ 19.942	11:45:59.106	7 -	1:38.395	+ 1.969	11:54:16.799
3 -	1:41.392	+ 4.966	11:47:40.498	8 -	1:38.436	+ 2.010	11:55:55.235
4 -	1:39.403	+ 2.977	11:49:19.901	9 -	1:36.426		11:57:31.661
5 -	1:39.092	+ 2.666	11:50:58.993				
33	Ben ATKINSON-WILLES		Reynard SF79				
1 -	1:56.489	+ 24.889	11:44:32.961	6 -	1:36.785	+ 5.185	11:52:26.252
2 -	1:34.473	+ 2.873	11:46:07.434	7 -	1:37.677	+ 6.077	11:54:03.929
3 -	1:37.296	+ 5.696	11:47:44.730	8 -	1:41.186	+ 9.586	11:55:45.115
4 -	1:33.137	+ 1.537	11:49:17.867	9 -	1:38.152	+ 6.552	11:57:23.267
5 -	1:31.600		11:50:49.467				
34	Dale SPRUCE		Reynard SF79				
1 -	1:40.009	+ 8.338	11:43:41.270	6 -	1:32.467	+ 0.796	11:51:25.839

CAR 70 TRANSPONDER NOT WORKING FIX OR YOU WILL BE IGNORED IN THE RACE

Weather / Track : Sunny / Dry

Historic Formula Ford 2000

QUALIFYING RACE 14 - LAP ANALYSIS

2 -	1:35.032	+ 3.361	11:45:16.302	7 -	1:32.041	+ 0.370	11:52:57.880
3 -	1:33.140	+ 1.469	11:46:49.442	8 -	1:32.102	+ 0.431	11:54:29.982
4 -	1:32.259	+ 0.588	11:48:21.701	9 -	1:32.277	+ 0.606	11:56:02.259
5 -	1:31.671		11:49:53.372	10 -	1:34.002	+ 2.331	11:57:36.261
35	Colin WRIGHT		Reynard SF79				
1 -	1:38.084	+ 6.217	11:43:38.127	6 -	1:32.211	+ 0.344	11:51:21.546
2 -	1:33.993	+ 2.126	11:45:12.120	7 -	1:39.664	+ 7.797	11:53:01.210
3 -	1:33.081	+ 1.214	11:46:45.201	8 -	1:32.166	+ 0.299	11:54:33.376
4 -	1:32.267	+ 0.400	11:48:17.468	9 -	1:32.103	+ 0.236	11:56:05.479
5 -	1:31.867		11:49:49.335	10 -	1:32.405	+ 0.538	11:57:37.884
36	James LEDAMUN		Crossle 51F				
1 -	1:43.405	+ 7.841	11:43:55.001	4 -	1:35.564		11:48:44.025
2 -	1:36.643	+ 1.079	11:45:31.644	5 -	1:35.772	+ 0.208	11:50:19.797
3 -	1:36.817	+ 1.253	11:47:08.461				
43	Jan LANGDON		Reynard SF78				
1 -	1:47.262	+ 9.529	11:44:05.073	3 -	1:37.733		11:47:22.467
2 -	1:39.661	+ 1.928	11:45:44.734	4 -	1:53.985 P	+ 16.252	11:49:16.452
45	Trevor ARKELL		Reynard SF81				
1 -	1:41.927	+ 9.257	11:43:56.031	6 -	1:33.501	+ 0.831	11:51:49.064
2 -	1:36.395	+ 3.725	11:45:32.426	7 -	1:33.615	+ 0.945	11:53:22.679
3 -	1:34.317	+ 1.647	11:47:06.743	8 -	1:33.241	+ 0.571	11:54:55.920
4 -	1:34.996	+ 2.326	11:48:41.739	9 -	1:32.670		11:56:28.590
5 -	1:33.824	+ 1.154	11:50:15.563	10 -	1:33.045	+ 0.375	11:58:01.635
48	Oliver THORPE		Royale RP27				
1 -	1:39.542	+ 7.305	11:43:48.182	4 -	1:32.440	+ 0.203	11:48:28.390
2 -	1:33.661	+ 1.424	11:45:21.843	5 -	1:32.237		11:50:00.627
3 -	1:34.107	+ 1.870	11:46:55.950				
49	Tom MILLS		Delta T80				
1 -	1:43.945	+ 9.403	11:43:50.680	5 -	1:48.329 P	+ 13.787	11:50:24.247
2 -	1:35.604	+ 1.062	11:45:26.284	6 -	5:11.402	+ 3:36.860	11:55:35.649
3 -	1:34.542		11:47:00.826	7 -	1:51.050 P	+ 16.508	11:57:26.699
4 -	1:35.092	+ 0.550	11:48:35.918				
51	Stuart OLLEY		Delta T79				
1 -	1:52.622	+ 14.714	11:44:16.729	6 -	1:39.791	+ 1.883	11:52:46.620
2 -	1:46.885	+ 8.977	11:46:03.614	7 -	1:40.267	+ 2.359	11:54:26.887
3 -	1:42.949	+ 5.041	11:47:46.563	8 -	1:37.908		11:56:04.795
4 -	1:40.389	+ 2.481	11:49:26.952	9 -	1:39.356	+ 1.448	11:57:44.151
5 -	1:39.877	+ 1.969	11:51:06.829				
53	Roger PRICE		Delta T79				
1 -	1:37.648	+ 4.888	11:43:39.292	6 -	1:34.666	+ 1.906	11:51:27.584
2 -	1:34.165	+ 1.405	11:45:13.457	7 -	1:35.196	+ 2.436	11:53:02.780
3 -	1:33.628	+ 0.868	11:46:47.085	8 -	1:33.273	+ 0.513	11:54:36.053
4 -	1:33.073	+ 0.313	11:48:20.158	9 -	1:34.332	+ 1.572	11:56:10.385
5 -	1:32.760		11:49:52.918	10 -	1:33.452	+ 0.692	11:57:43.837
60	Nigel GRANT		Delta T78				
1 -	1:41.487	+ 7.849	11:43:44.727	6 -	1:33.638		11:51:38.725
2 -	1:36.072	+ 2.434	11:45:20.799	7 -	1:34.977	+ 1.339	11:53:13.702
3 -	1:35.784	+ 2.146	11:46:56.583	8 -	1:36.018	+ 2.380	11:54:49.720
4 -	1:34.440	+ 0.802	11:48:31.023	9 -	1:34.967	+ 1.329	11:56:24.687
5 -	1:34.064	+ 0.426	11:50:05.087	10 -	1:35.707	+ 2.069	11:58:00.394
64	Janet SHERRY		Royale RP27				
1 -	1:53.165	+ 2.068	11:44:14.759	3 -	2:00.845 P	+ 9.748	11:48:06.701
2 -	1:51.097		11:46:05.856				

CAR 70 TRANSPONDER NOT WORKING FIX OR YOU WILL BE IGNORED IN THE RACE

Weather / Track : Sunny / Dry

Historic Formula Ford 2000

QUALIFYING RACE 14 - LAP ANALYSIS

65	Peter DENHAM		Reynard SF78				
1 -	1:43.216	+ 9.588	11:44:00.461	6 -	1:33.628	11:51:55.247	
2 -	1:36.974	+ 3.346	11:45:37.435	7 -	1:34.127	+ 0.499	11:53:29.374
3 -	1:36.110	+ 2.482	11:47:13.545	8 -	1:33.667	+ 0.039	11:55:03.041
4 -	1:34.007	+ 0.379	11:48:47.552	9 -	1:33.689	+ 0.061	11:56:36.730
5 -	1:34.067	+ 0.439	11:50:21.619				
70	John TAYLOR		Royale RP27				
1 -	2:25.361	+ 38.096	11:44:48.962	5 -	1:47.265	11:52:23.202	
2 -	1:59.482	+ 12.217	11:46:48.444	6 -	1:48.161	+ 0.896	11:54:11.363
3 -	1:54.097	+ 6.832	11:48:42.541	7 -	1:47.656	+ 0.391	11:55:59.019
4 -	1:53.396	+ 6.131	11:50:35.937	8 -	1:48.874	+ 1.609	11:57:47.893
72	Andrew STORER		Royale RP27				
1 -	1:41.872	+ 8.930	11:43:54.487	6 -	1:35.097	+ 2.155	11:51:43.742
2 -	1:34.501	+ 1.559	11:45:28.988	7 -	1:36.787	+ 3.845	11:53:20.529
3 -	1:33.345	+ 0.403	11:47:02.333	8 -	1:35.441	+ 2.499	11:54:55.970
4 -	1:33.370	+ 0.428	11:48:35.703	9 -	1:36.313	+ 3.371	11:56:32.283
5 -	1:32.942		11:50:08.645	10 -	1:36.066	+ 3.124	11:58:08.349
74	Seamus DOYLE		Lola T580				
1 -	1:47.411	+ 7.607	11:44:04.561	6 -	1:40.679	+ 0.875	11:52:27.176
2 -	1:39.804		11:45:44.365	7 -	1:40.208	+ 0.404	11:54:07.384
3 -	1:41.513	+ 1.709	11:47:25.878	8 -	1:40.030	+ 0.226	11:55:47.414
4 -	1:40.459	+ 0.655	11:49:06.337	9 -	1:40.623	+ 0.819	11:57:28.037
5 -	1:40.160	+ 0.356	11:50:46.497				
83	Jon LUCAS		Reynard SF79				
1 -	1:59.738	+ 24.702	11:44:24.590	5 -	1:38.032	+ 2.996	11:54:02.379
2 -	1:39.412	+ 4.376	11:46:04.002	6 -	1:36.027	+ 0.991	11:55:38.406
3 -	1:53.683 P	+ 18.647	11:47:57.685	7 -	1:35.036		11:57:13.442
4 -	4:26.662	+ 2:51.626	11:52:24.347				
98	Russell LOVE		Lola T580				
1 -	1:49.263	+ 17.993	11:44:14.735	6 -	1:33.331	+ 2.061	11:52:12.536
2 -	1:35.086	+ 3.816	11:45:49.821	7 -	1:32.276	+ 1.006	11:53:44.812
3 -	1:33.949	+ 2.679	11:47:23.770	8 -	1:34.588	+ 3.318	11:55:19.400
4 -	1:35.496	+ 4.226	11:48:59.266	9 -	1:31.270		11:56:50.670
5 -	1:39.939	+ 8.669	11:50:39.205				

CAR 70 TRANSPONDER NOT WORKING FIX OR YOU WILL BE IGNORED IN THE RACE

Weather / Track : Sunny / Dry

Historic Formula Ford 2000

RACE 14 - GRID

ROW 13	1:51.097 64 Janet SHERRY	1:47.265 70 John TAYLOR
ROW 12	1:39.804 74 Seamus DOYLE	1:38.288 24 Alan GAPE
ROW 11	1:37.908 51 Stuart OLLEY	1:37.733 43 Jan LANGDON
ROW 10	1:37.679 25 Antony RAINE	1:36.426 29 Eric HOULT
ROW 9	1:36.193 7 Derek WATLING	1:35.564 36 James LEDAMUN
ROW 8	1:35.160 15 Graham HILL	1:35.036 83 Jon LUCAS
ROW 7	1:34.542 49 Tom MILLS	1:34.225 27 Lou WATTS
ROW 6	1:33.816 4 Steve GARDINER	1:33.638 60 Nigel GRANT
ROW 5	1:33.628 65 Peter DENHAM	1:33.109 28 Jonny DIMSDALE
ROW 4	1:32.942 72 Andrew STORER	1:32.760 53 Roger PRICE
ROW 3	1:32.670 45 Trevor ARKELL	1:32.237 48 Oliver THORPE
ROW 2	1:31.867 35 Colin WRIGHT	1:31.671 34 Dale SPRUCE
ROW 1	1:31.600 33 Ben ATKINSON-WILLES	1:31.270 98 Russell LOVE
Pole		
		

Silverstone International
Circuit Length = 2.2490 miles

Clerk of Course :

Timekeeper :

Grand Touring & Sports Car Cup

RACE 7 - CLASSIFICATION

POS	NO	CL	NAME	ENTRY	LAPS	TIME	GAP	DIFF	MPH	BEST	ON
1	17	SP1	Peter HORSMAN	Lotus 17	36	1:01:17.876			79.24	1:37.936	7
2	201	INV	Ludovic CARON	AC Cobra Daytona	36	1:01:26.119	8.243	8.243	79.07	1:38.713	14
3	92	GT4	PEARSON/PEARSON	Jaguar E-Type	36	1:02:47.965	1:30.089	1:21.846	77.35	1:41.009	3
4	115	INV	GARNER/PEARSON	Lister Jaguar	35	1:01:56.273	1 lap	1 lap	76.25	1:41.459	28
5	88	GT4	Jeffrey PATTINSON	Shelby Mustang GT350	34	1:01:46.159	2 laps	1 lap	74.27	1:44.915	11
6	59	GT2	BANKHURST/HOOPER	TVR Grantura MkIII	34	1:01:53.480	2 laps	7.321	74.12	1:42.917	17
7	69	GT3	GRACE/SMITHIES	Austin Healey 3000	34	1:02:00.451	2 laps	6.971	73.99	1:45.164	4
8	1	GT3	MASON/WELCH	Austin Healey 3000	34	1:02:16.693	2 laps	16.242	73.66	1:45.316	26
9	36	GT4	BRIDGES/SMART	Ac Cobra 289	34	1:03:06.282	2 laps	49.589	72.70	1:46.184	19
10	63	GT3	TODD/THORNE	Austin Healey 3000	33	1:01:23.456	3 laps	1 lap	72.53	1:46.917	27
11	106	INV	BIANCHI/BIANCHI	Allard Farrellec	33	1:01:26.016	3 laps	2.560	72.48	1:41.952	11
12	90	GT4	LANFRANCHI/WILLIAMS	Jaguar E-Type	33	1:02:08.684	3 laps	42.668	71.65	1:48.311	29
13	47	GT2	GIBSON/CLARK	MGB	33	1:03:04.556	3 laps	55.872	70.59	1:49.846	29
14	79	GT3	HOOPER/ROSS-JONES	Triumph TR4	32	1:01:17.877	4 laps	1 lap	70.44	1:49.020	29
15	30	GT1	MCALPINE/WYKEHAM	Lotus Elite	32	1:02:02.970	4 laps	45.093	69.59	1:50.452	28
16	80	INV	HEFTY/ MEILING	Coopr Monaco	32	1:02:03.901	4 laps	0.931	69.57	1:45.993	4
17	117	INV	BARRIE/MONK	Porsche 911	32	1:02:36.659	4 laps	32.758	68.96	1:47.588	4
18	8	SP1	MILLS/MONTGOMERY	Lotus 11 Le Mans	32	1:02:37.543	4 laps	0.884	68.95	1:50.727	29
19	62	GT3	WYKEHAM/LEVETT-PRINSEP	Austin Healey 3000	32	1:03:18.231	4 laps	40.688	68.21	1:47.307	10
20	42	GT2	HOCKING/STRAW	Abarth Simca 2000	31	1:01:49.002	5 laps	1 lap	67.66	1:51.675	17
21	55	GT1	STEPHENS/STEPHENS	Porsche 356	31	1:02:09.871	5 laps	20.869	67.29	1:53.450	25
22	27	GT1	CLEGG/MCGLONE	Austin Healey Sprite	30	1:01:47.203	6 laps	1 lap	65.51	1:56.435	24
23	23	GT1	WISEMAN/SAVAGE	Alfa Romeo Guilietta SZ	29	1:01:27.158	7 laps	1 lap	63.67	2:02.282	24

NOT CLASSIFIED

DNC	119	INV	TATE/LAWSON	Porsche 911	25	1:03:01.841	11 laps	4 laps	53.52	1:51.881	2
DNC	49	GT2	Brian LAMBERT	MGB	24	45:24.631	12 laps	1 lap	71.31	1:48.991	18
DNC	33	INV	Michael MASTERS	Porsche 911	16	34:10.831	20 laps	8 laps	63.16	2:01.153	13
DNC	81	GT4	Oliver BRYANT	AC Cobra 289	11	18:15.585	25 laps	5 laps	81.28	1:38.530	9
DNC	29	GT3	AHLERS/BELLINGER	Morgan Plus 4 SLR	11	47:38.403	25 laps	29:22.818	31.15	1:49.317	5
DNC	86	GT4	Roger WILLS	Chevrolet Corvette	9	16:37.969	27 laps	2 laps	73.01	1:45.462	6
DNC	74	GT3	WELLS/PAUL	Morgan Plus 4	8	14:40.973	28 laps	1 lap	73.52	1:47.656	7
DNC	2	SP1	COSBY/FINBURGH	Lola Mk1	0	06.347					

FASTEST LAP

69	GT3	GRACE/SMITHIES	Austin Healey 3000	4	1:45.164	76.98 mph	123.90 kph
17	SP1	Peter HORSMAN	Lotus 17	7	1:37.936	82.66 mph	133.04 kph
30	GT1	MCALPINE/WYKEHAM	Lotus Elite	28	1:50.452	73.30 mph	117.96 kph
201	INV	Ludovic CARON	AC Cobra Daytona	14	1:38.713	82.01 mph	131.99 kph
81	GT4	Oliver BRYANT	AC Cobra 289	9	1:38.530	82.17 mph	132.24 kph
59	GT2	BANKHURST/HOOPER	TVR Grantura MkIII	17	1:42.917	78.66 mph	126.60 kph

Weather / Track : Sunny / Dry

These results are provisional until the conclusion of any judicial and technical matters.

Silverstone International
Circuit Length = 2.2490 miles
Start: 12:08 End: 13:12

Clerk of Course :	Timekeeper :
-------------------	--------------

Grand Touring & Sports Car Cup

RACE 7 - LAP CHART

Lap 1			Lap 2			Lap 3			Lap 4			Lap 5		
No	Behind	Laptime	No	Behind	Laptime	No	Behind	Laptime	No	Behind	Laptime	No	Behind	Laptime
81		1:40.663	81		1:39.213	81		1:38.877	81		1:39.207	81		1:38.753
17	2.654	1:43.316	17	3.431	1:39.990	17	3.912	1:39.358	17	4.021	1:39.316	17	3.969	1:38.701
201	2.655	1:42.972	201	4.098	1:40.656	201	5.071	1:39.850	201	4.799	1:38.935	201	4.762	1:38.716
92	3.143	1:43.181	92	4.974	1:41.044	92	7.106	1:41.009	92	10.069	1:42.170	92	13.734	1:42.418
115	4.251	1:44.440	115	9.680	1:44.642	115	14.783	1:43.980	115	21.290	1:45.714	23	1 LAP	2:05.789
86	8.666	1:48.415	106	16.024	1:45.850	106	19.872	1:42.725	106	24.648	1:43.983	115	26.564	1:44.027
106	9.387	1:48.097	86	16.571	1:47.118	86	23.724	1:46.030	86	30.800	1:46.283	106	29.976	1:44.081
69	11.650	1:50.313	69	18.780	1:46.343	69	26.003	1:46.100	69	31.960	1:45.164	86	37.941	1:45.894
88	11.995	1:50.377	88	19.635	1:46.853	88	26.521	1:45.763	88	32.909	1:45.595	69	38.547	1:45.340
1	13.132	1:52.103	1	20.280	1:46.361	1	27.297	1:45.894	1	33.841	1:45.751	88	39.491	1:45.335
62	15.803	1:53.085	62	25.873	1:49.283	80	33.973	1:46.765	80	40.759	1:45.993	1	40.438	1:45.350
80	16.145	1:53.940	80	26.085	1:49.153	36	35.990	1:47.732	36	43.697	1:46.914	80	48.298	1:46.292
29	16.349	1:54.487	36	27.135	1:48.913	62	37.610	1:50.614	59	44.479	1:45.394	59	52.301	1:46.575
74	17.134	1:54.038	74	28.147	1:50.226	74	38.023	1:48.753	62	46.304	1:47.901	36	53.713	1:48.769
36	17.435	1:53.504	29	29.377	1:52.241	59	38.292	1:45.677	74	47.813	1:48.997	62	56.179	1:48.628
49	19.862	1:55.295	49	29.915	1:49.266	117	40.695	1:49.432	117	49.076	1:47.588	74	57.450	1:48.390
117	20.005	1:55.201	117	30.140	1:49.348	49	41.568	1:50.530	49	51.723	1:49.362	117	58.313	1:47.990
63	20.297	1:56.695	59	31.492	1:46.766	90	44.524	1:51.017	63	55.515	1:49.408	49	1:02.649	1:49.679
90	21.164	1:58.666	90	32.384	1:50.433	63	45.314	1:50.827	90	57.158	1:51.841	63	1:05.738	1:48.976
79	22.493	1:58.497	63	33.364	1:52.280	119	49.723	1:52.319	119	1:03.203	1:52.687	90	1:10.515	1:52.110
119	23.613	1:58.248	119	36.281	1:51.881	79	52.123	1:53.620	79	1:05.715	1:52.799	119	1:17.542	1:53.092
30	23.902	1:59.460	79	37.380	1:54.100	8	53.471	1:53.393	8	1:07.940	1:53.676	79	1:20.755	1:53.793
59	23.939	2:03.164	8	38.955	1:53.432	30	56.000	1:54.904	47	1:08.652	1:51.814	47	1:24.025	1:54.126
8	24.736	1:59.118	30	39.973	1:55.284	47	56.045	1:54.703	30	1:10.562	1:53.769	8	1:24.565	1:55.378
47	25.494	2:00.496	47	40.219	1:53.938	29	1:02.404	2:11.904	42	1:24.716	1:55.940	30	1:26.013	1:54.204
55	28.765	2:02.518	27	47.088	1:56.907	27	1:07.847	1:59.636	27	1:27.307	1:58.667			
27	29.394	2:02.481	55	49.593	2:00.041	42	1:07.983	1:57.187	55	1:30.360	1:58.899			
33	30.825	2:03.189	42	49.673	1:55.800	55	1:10.668	1:59.952	33	1:38.219	2:01.344			
42	33.086	2:04.807	33	53.063	2:01.451	33	1:16.082	2:01.896						
23	34.578	2:07.279	23	1:00.288	2:04.923	23	1:26.806	2:05.395						

Grand Touring & Sports Car Cup

RACE 7 - LAP CHART

Lap 6			Lap 7			Lap 8			Lap 9			Lap 10		
No	Behind	Laptime	No	Behind	Laptime	No	Behind	Laptime	No	Behind	Laptime	No	Behind	Laptime
81		1:39.709	81		1:38.766	81		1:39.816	81		1:38.530	81		1:39.364
42	1 LAP	1:55.227	8	1 LAP	1:56.171	17	2.599	1:40.153	17	2.792	1:38.723	86	1 LAP	2:23.450 P
17	3.092	1:38.832	17	2.262	1:37.936	119	1 LAP	1:54.111	201	7.754	1:39.584	17	2.732	1:39.304
201	4.884	1:39.831	30	1 LAP	1:55.811	201	6.700	1:41.253	90	1 LAP	1:51.696	49	1 LAP	1:50.085
27	1 LAP	2:01.013	201	5.263	1:39.145	79	1 LAP	1:53.505	119	1 LAP	1:52.529	201	8.996	1:40.606
55	1 LAP	2:00.180	42	1 LAP	1:55.100	47	1 LAP	1:54.078	79	1 LAP	1:52.537	23	2 LAPS	2:03.620
92	17.032	1:43.007	92	21.191	1:42.925	8	1 LAP	1:56.413	47	1 LAP	1:51.299	90	1 LAP	1:50.716
33	1 LAP	2:01.841	27	1 LAP	2:01.477	30	1 LAP	1:55.952	92	29.538	1:42.356	63	1 LAP	2:05.730
115	30.752	1:43.897	55	1 LAP	1:59.606	92	25.712	1:44.337	8	1 LAP	1:56.430	92	33.200	1:43.026
106	32.667	1:42.400	115	34.702	1:42.716	42	1 LAP	1:54.949	30	1 LAP	1:56.570	119	1 LAP	1:54.229
23	1 LAP	2:06.095	106	36.808	1:42.907	115	38.527	1:43.641	115	42.871	1:42.874	79	1 LAP	1:52.557
86	43.694	1:45.462	33	1 LAP	2:01.994	106	41.954	1:44.962	106	47.306	1:43.882	47	1 LAP	1:53.183
88	45.318	1:45.536	86	50.867	1:45.939	27	1 LAP	1:58.737	42	1 LAP	1:53.637	115	47.730	1:44.223
69	45.918	1:47.080	88	51.750	1:45.198	55	1 LAP	1:59.371	88	1:06.159	1:45.622	106	52.603	1:44.661
1	46.575	1:45.846	69	52.518	1:45.366	86	57.108	1:46.057	1	1:09.323	1:47.941	8	1 LAP	1:55.637
59	56.617	1:44.025	1	54.188	1:46.379	69	58.531	1:45.829	55	1 LAP	2:00.323	30	1 LAP	1:56.187
80	57.048	1:48.459	59	1:03.052	1:45.201	88	59.067	1:47.133	59	1:16.731	1:45.126	29	6 LAPS	1:51.300
36	1:00.519	1:46.515	80	1:06.046	1:47.764	1	59.912	1:45.540	27	1 LAP	2:06.345	42	1 LAP	1:54.441
62	1:04.266	1:47.796	23	1 LAP	2:05.914	33	1 LAP	2:02.264	80	1:22.733	1:48.688	88	1:12.062	1:45.267
74	1:05.972	1:48.231	36	1:09.680	1:47.927	59	1:10.135	1:46.899	36	1:27.803	1:47.770	1	1:16.528	1:46.569
117	1:06.490	1:47.886	62	1:13.088	1:47.588	80	1:12.575	1:46.345	69	1:30.346	2:10.345	59	1:21.325	1:43.958
49	1:12.072	1:49.132	74	1:14.862	1:47.656	36	1:18.563	1:48.699	62	1:31.704	1:48.255	80	1:31.254	1:47.885
63	1:15.792	1:49.763	117	1:16.074	1:48.350	62	1:21.979	1:48.707	33	1 LAP	2:03.091	55	1 LAP	1:59.285
90	1:22.700	1:51.894	49	1:22.639	1:49.333	74	1:23.562	1:48.516	117	1:35.548	1:48.984	36	1:35.378	1:46.939
119	1:31.052	1:53.219	63	1:26.094	1:49.068	117	1:25.094	1:48.836				69	1:38.710	1:47.728
79	1:35.395	1:54.349	90	1:35.706	1:51.772	49	1:32.123	1:49.300				62	1:39.647	1:47.307
47	1:36.175	1:51.859				23	1 LAP	2:05.355						
						63	1:34.112	1:47.834						

Grand Touring & Sports Car Cup

RACE 7 - LAP CHART

Lap 11			Lap 12			Lap 13			Lap 14			Lap 15		
No	Behind	Laptime	No	Behind	Laptime	No	Behind	Laptime	No	Behind	Laptime	No	Behind	Laptime
81		1:40.280	17		1:40.612	17		1:40.006	17		1:39.610	17		1:39.752
27	2 LAPS	2:00.549	36	1 LAP	1:48.234	201	6.174	1:40.007	30	2 LAPS	1:57.507	79	2 LAPS	2:06.228
17	1.286	1:38.834	69	1 LAP	1:47.872	36	1 LAP	1:46.344	42	2 LAPS	1:54.241	201	5.729	1:40.204
117	1 LAP	1:50.325	62	1 LAP	1:48.485	69	1 LAP	1:46.987	201	5.277	1:38.713	119	2 LAPS	2:10.676
201	7.706	1:38.990	201	6.173	1:40.365	62	1 LAP	1:47.426	1	1 LAP	2:03.022 P	8	2 LAPS	1:55.206
33	2 LAPS	2:01.404	55	2 LAPS	2:00.136	80	1 LAP	1:59.775 P	36	1 LAP	1:46.349	23	3 LAPS	2:03.722
49	1 LAP	1:49.776	117	1 LAP	1:49.514	117	1 LAP	1:48.857	69	1 LAP	1:46.933	42	2 LAPS	1:54.223
63	1 LAP	1:48.101	27	2 LAPS	2:01.446	55	2 LAPS	1:57.664	117	1 LAP	1:49.190	30	2 LAPS	1:57.039
90	1 LAP	1:51.319	49	1 LAP	1:50.307	49	1 LAP	1:51.312	62	1 LAP	1:59.619 P	36	1 LAP	1:47.386
92	34.578	1:41.658	33	2 LAPS	2:02.162	92	38.301	1:42.517	92	40.325	1:41.634	69	1 LAP	2:01.297 P
23	2 LAPS	2:04.088	63	1 LAP	1:47.853	27	2 LAPS	2:00.146	49	1 LAP	1:49.922	117	1 LAP	1:49.087
79	1 LAP	1:51.683	92	35.790	1:43.110	63	1 LAP	1:47.673	55	2 LAPS	1:58.281	49	1 LAP	1:49.855
47	1 LAP	1:52.596	90	1 LAP	1:51.336	90	1 LAP	1:51.370	63	1 LAP	1:49.339	92	54.738	1:54.165
119	1 LAP	1:55.971	115	54.893	1:44.715	33	2 LAPS	2:02.549	27	2 LAPS	2:01.584	115	1:06.128	1:42.917
115	52.076	1:44.626	106	56.448	1:44.071	115	58.282	1:43.395	115	1:02.963	1:44.291	55	2 LAPS	1:59.235
106	54.275	1:41.952	79	1 LAP	1:55.713	106	59.299	1:42.857	106	1:04.476	1:44.787	106	1:08.239	1:43.515
29	6 LAPS	1:49.317	47	1 LAP	1:54.614	79	1 LAP	1:51.735	90	1 LAP	1:52.257	29	8 LAPS	4:31.594
8	1 LAP	1:56.664	119	1 LAP	1:57.182	47	1 LAP	1:51.657	80	1 LAP	2:28.577	63	1 LAP	2:01.570 P
30	1 LAP	1:56.194	23	2 LAPS	2:05.270	119	1 LAP	1:56.550	33	2 LAPS	2:01.335	80	1 LAP	1:50.412
42	1 LAP	1:52.391	88	1:21.770	1:46.971	88	1:28.395	1:46.631	47	1 LAP	1:53.190	90	1 LAP	1:53.108
88	1:16.697	1:44.915	8	1 LAP	1:55.314	23	2 LAPS	2:04.764	88	1:34.837	1:46.052	27	2 LAPS	2:02.905
1	1:22.400	1:46.152	30	1 LAP	1:55.658	59	1:33.156	1:45.799	59	1:37.853	1:44.307	33	2 LAPS	2:01.153 P
59	1:25.264	1:44.219	1	1:27.006	1:46.504	8	1 LAP	1:56.036						
80	1:38.311	1:47.337	59	1:27.363	1:43.997									
			42	1 LAP	1:54.159									
			29	6 LAPS	2:09.672 P									

Grand Touring & Sports Car Cup

RACE 7 - LAP CHART

Lap 16			Lap 17			Lap 18			Lap 19			Lap 20		
No	Behind	Laptime	No	Behind	Laptime	No	Behind	Laptime	No	Behind	Laptime	No	Behind	Laptime
17		1:40.386	17		1:39.958	17		1:39.657	17		1:51.649	17		2:32.091 P
47	2 LAPS	1:53.291	92	1 LAP	2:27.758	90	2 LAPS	1:52.153 P	69	2 LAPS	1:45.710	8	3 LAPS	3:07.348
88	1 LAP	1:47.169	69	2 LAPS	2:43.883	92	1 LAP	1:42.260	59	1 LAP	1:45.609	62	2 LAPS	1:55.675
59	1 LAP	1:44.818	59	1 LAP	1:43.873	80	2 LAPS	2:01.176	90	2 LAPS	2:06.033	201	9.436	1:39.831
1	2 LAPS	3:19.186	88	1 LAP	1:46.477	55	3 LAPS	1:59.409	1	2 LAPS	1:46.392	42	2 LAPS	1:52.598
62	2 LAPS	2:56.847	27	3 LAPS	2:06.762	69	2 LAPS	1:45.289	88	1 LAP	1:56.887 P	106	22.599	1:43.707
201	13.381	1:48.038	29	9 LAPS	2:23.540	59	1 LAP	1:42.917	33	4 LAPS	3:16.953	119	3 LAPS	1:57.523
42	2 LAPS	1:52.818	47	2 LAPS	1:53.533	88	1 LAP	1:46.130	55	3 LAPS	2:08.405	90	2 LAPS	2:45.742
36	1 LAP	1:48.630	1	2 LAPS	1:46.613	1	2 LAPS	1:46.515	63	2 LAPS	1:48.774	115	33.990	1:56.234
8	2 LAPS	1:57.130	62	2 LAPS	1:53.930	47	2 LAPS	1:53.067 P	47	2 LAPS	1:59.825	88	1 LAP	2:52.299
30	2 LAPS	1:55.702	63	2 LAPS	2:35.552	62	2 LAPS	1:54.018	36	1 LAP	1:46.315	55	3 LAPS	2:51.312
23	3 LAPS	2:03.993	33	3 LAPS	2:15.926	63	2 LAPS	1:48.339	62	2 LAPS	1:54.403	80	2 LAPS	1:52.181
49	1 LAP	1:49.712	119	3 LAPS	3:43.234	36	1 LAP	1:46.678	42	2 LAPS	1:51.675	47	2 LAPS	2:44.958
117	1 LAP	2:03.155 P	36	1 LAP	1:47.201	27	3 LAPS	2:19.116	201	1:01.696	1:41.643	92	50.570	1:43.392
115	1:08.188	1:42.446	42	2 LAPS	1:52.334	119	3 LAPS	1:59.478	119	3 LAPS	1:58.154	49	1 LAP	2:01.249 P
106	1:10.519	1:42.666	8	2 LAPS	1:54.168 P	42	2 LAPS	1:55.293	115	1:09.847	1:43.951	59	1:02.109	1:45.671
80	1 LAP	1:48.300	30	2 LAPS	1:54.954 P	201	1:11.702	1:39.474	106	1:10.983	1:43.291	69	1 LAP	1:45.901
79	2 LAPS	3:05.041	23	3 LAPS	2:03.431	115	1:17.545	1:44.005	49	1 LAP	1:48.991	117	2 LAPS	1:50.459
55	2 LAPS	2:00.153	201	1:11.885	2:38.462 P	8	2 LAPS	2:13.299	80	2 LAPS	3:10.177	79	2 LAPS	1:51.701
90	1 LAP	1:52.176	115	1:13.197	1:44.967	106	1:19.341	1:44.126	23	3 LAPS	2:02.770	23	3 LAPS	2:13.014
			106	1:14.872	1:44.311	30	2 LAPS	2:10.722	92	1:39.269	1:42.984	1	1 LAP	1:46.425
			49	1 LAP	1:52.210	49	1 LAP	1:49.526	117	2 LAPS	1:50.658	30	2 LAPS	1:51.030
			79	2 LAPS	1:51.093	23	3 LAPS	2:03.199 P	79	2 LAPS	1:50.715	36	1:39.841	1:46.429
						117	2 LAPS	4:03.118	59	1:48.529	1:44.861			
						92	1:47.934	1:43.179	69	1 LAP	1:46.728			
						79	2 LAPS	1:50.921	1	1 LAP	1:46.783			
									30	2 LAPS	2:41.318			
									27	3 LAPS	3:17.117			
									33	3 LAPS	2:01.573			
									63	1 LAP	1:48.184			
									36	2:25.503	1:46.184			

Grand Touring & Sports Car Cup

RACE 7 - LAP CHART

Lap 21			Lap 22			Lap 23			Lap 24			Lap 25		
No	Behind	Laptime	No	Behind	Laptime	No	Behind	Laptime	No	Behind	Laptime	No	Behind	Laptime
17		1:40.375	17		1:40.879	17		1:41.049	17		1:40.020	17		1:40.113
63	2 LAPS	1:48.814	30	3 LAPS	1:54.476	201	11.613	1:42.513	201	12.131	1:40.538	1	2 LAPS	1:45.973
27	4 LAPS	2:00.815	115	1 LAP	2:56.087	115	1 LAP	1:45.313	115	1 LAP	1:42.627	117	3 LAPS	1:51.721
201	10.149	1:41.088	63	2 LAPS	1:49.685	30	3 LAPS	1:54.624	30	3 LAPS	1:52.204	79	3 LAPS	1:51.026
8	3 LAPS	1:56.023	201	10.149	1:40.879	106	1 LAP	3:00.415	63	2 LAPS	1:50.055	23	5 LAPS	2:03.559
62	2 LAPS	1:55.610	36	1 LAP	2:00.463 P	63	2 LAPS	1:51.110	59	1 LAP	2:35.778	55	4 LAPS	1:58.468
42	2 LAPS	1:52.726 P	49	2 LAPS	2:51.559	49	2 LAPS	1:51.030	49	2 LAPS	1:49.955	201	13.068	1:41.050
90	2 LAPS	1:48.590	27	4 LAPS	2:00.362	27	4 LAPS	1:59.743	106	1 LAP	2:03.057	115	1 LAP	1:41.463
106	40.627	1:58.403	8	3 LAPS	1:54.199	8	3 LAPS	1:52.699	8	3 LAPS	1:54.190	63	2 LAPS	1:51.148
88	1 LAP	1:46.947	62	2 LAPS	1:56.056	62	2 LAPS	1:55.305	92	1:04.249	1:44.952	30	3 LAPS	1:53.370
119	3 LAPS	1:58.411 P	90	2 LAPS	1:49.364	90	2 LAPS	1:48.934	27	4 LAPS	2:01.401	59	1 LAP	1:50.515
80	2 LAPS	1:50.706	88	1 LAP	1:49.852	92	59.317	1:43.425	62	2 LAPS	1:56.174	49	2 LAPS	1:49.786
92	54.331	1:44.136	42	2 LAPS	2:06.909	88	1 LAP	1:47.611	90	2 LAPS	1:50.432	29	16 LAPS	1:50.411
47	2 LAPS	1:51.786	92	56.941	1:43.489	80	2 LAPS	1:52.382	88	1 LAP	1:46.995	106	1 LAP	1:58.692
55	3 LAPS	1:59.731	23	4 LAPS	3:05.210	36	1 LAP	2:41.796	42	3 LAPS	3:35.115	92	1:07.580	1:43.444
59	1:07.314	1:45.580	80	2 LAPS	1:51.543	69	1 LAP	1:46.264	80	2 LAPS	1:50.305	8	3 LAPS	1:52.685
69	1 LAP	1:46.665	119	3 LAPS	1:59.709	47	2 LAPS	1:54.656	69	1 LAP	1:45.464	90	2 LAPS	1:49.267
117	2 LAPS	1:49.383	47	2 LAPS	1:52.190	23	4 LAPS	2:06.989	36	1 LAP	1:52.879	88	1 LAP	1:48.110
79	2 LAPS	1:51.524	69	1 LAP	1:46.665	119	3 LAPS	2:08.454	47	2 LAPS	1:51.558	62	2 LAPS	1:57.372
1	1 LAP	1:47.070	55	3 LAPS	1:56.782	55	3 LAPS	1:55.889				27	4 LAPS	2:01.474
			117	2 LAPS	1:50.528	117	2 LAPS	1:50.952				42	3 LAPS	1:56.517
			59	1:26.267	1:59.832	1	1 LAP	1:47.216				69	1 LAP	1:46.799
			79	2 LAPS	1:51.037	79	2 LAPS	1:52.700				80	2 LAPS	1:51.347
			1	1 LAP	1:47.977									

Grand Touring & Sports Car Cup

RACE 7 - LAP CHART

Lap 26			Lap 27			Lap 28			Lap 29			Lap 30		
No	Behind	Laptime	No	Behind	Laptime	No	Behind	Laptime	No	Behind	Laptime	No	Behind	Laptime
17		1:40.249	17		1:45.248	17		1:40.225	17		1:40.195	17		1:40.183
36	2 LAPS	1:53.607	80	3 LAPS	1:54.586	69	2 LAPS	1:46.250	8	4 LAPS	1:52.197	88	2 LAPS	1:46.462
47	3 LAPS	1:51.009	201	10.773	1:41.349	62	3 LAPS	1:55.719	69	2 LAPS	1:46.234	90	3 LAPS	1:49.016
1	2 LAPS	1:45.436	1	2 LAPS	1:47.724	201	13.743	1:43.195	201	14.402	1:40.854	69	2 LAPS	1:45.295
201	14.672	1:41.853	47	3 LAPS	1:52.294	27	5 LAPS	1:58.989	106	2 LAPS	1:58.937	201	14.061	1:39.842
117	3 LAPS	1:51.133	36	2 LAPS	1:55.610	1	2 LAPS	1:45.316	115	1 LAP	1:41.459	8	4 LAPS	1:52.420
115	1 LAP	1:43.686	115	1 LAP	1:42.404	42	4 LAPS	1:58.573	62	3 LAPS	1:55.781	115	1 LAP	1:42.720
79	3 LAPS	1:50.456	117	3 LAPS	1:50.449	115	1 LAP	1:43.036	1	2 LAPS	1:46.603	1	2 LAPS	1:46.156
55	4 LAPS	1:58.354	79	3 LAPS	1:49.324	47	3 LAPS	1:52.168	27	5 LAPS	1:56.435	106	2 LAPS	1:57.966
23	5 LAPS	2:03.831	55	4 LAPS	1:54.200	36	2 LAPS	1:54.809	42	4 LAPS	1:56.966	62	3 LAPS	1:53.094
63	2 LAPS	1:47.969	63	2 LAPS	1:49.070	117	3 LAPS	1:50.349	47	3 LAPS	1:51.185	47	3 LAPS	1:51.163
30	3 LAPS	1:50.676	23	5 LAPS	2:02.571	79	3 LAPS	1:49.725	36	2 LAPS	1:50.078	27	5 LAPS	1:56.840
49	2 LAPS	1:49.822	30	3 LAPS	1:53.665	80	3 LAPS	2:08.799	117	3 LAPS	1:50.027	42	4 LAPS	1:56.430
59	1 LAP	1:50.386	59	1 LAP	1:48.946	55	4 LAPS	1:53.521	79	3 LAPS	1:49.103	117	3 LAPS	1:49.876
29	16 LAPS	1:49.995	92	1:08.615	1:43.109	63	2 LAPS	1:48.079	55	4 LAPS	1:53.450	36	2 LAPS	1:51.791
92	1:10.754	1:43.423	88	1 LAP	1:50.482	30	3 LAPS	1:51.902	63	2 LAPS	1:46.917	79	3 LAPS	1:51.013
106	1 LAP	1:59.473	29	16 LAPS	2:13.084	92	1:12.025	1:43.635	92	1:14.350	1:42.520	63	2 LAPS	1:47.240
8	3 LAPS	1:51.435	90	2 LAPS	1:52.585	59	1 LAP	1:49.460	59	1 LAP	1:49.404	92	1:16.889	1:42.722
90	2 LAPS	1:48.312	8	3 LAPS	1:56.519	23	5 LAPS	2:03.613	30	3 LAPS	1:53.281	119	9 LAPS	1:30.007
88	1 LAP	1:45.721	106	1 LAP	2:02.311	88	1 LAP	1:46.433	80	3 LAPS	2:39.037	55	4 LAPS	1:55.622
62	2 LAPS	1:55.190				90	2 LAPS	1:48.717	23	5 LAPS	2:02.282	59	1 LAP	1:48.433
69	1 LAP	1:46.029										30	3 LAPS	1:50.949
27	4 LAPS	1:58.240												
42	3 LAPS	1:58.391												

Grand Touring & Sports Car Cup
RACE 7 - LAP CHART

Lap 31			Lap 32			Lap 33			Lap 34			Lap 35		
No	Behind	Laptime	No	Behind	Laptime	No	Behind	Laptime	No	Behind	Laptime	No	Behind	Laptime
17		1:40.051	17		1:39.729	17		1:39.799	17		1:41.678	17		1:40.872
80	4 LAPS	1:51.413	59	2 LAPS	1:49.547	62	4 LAPS	1:56.531	27	6 LAPS	1:57.902	63	3 LAPS	1:48.018
88	2 LAPS	1:45.872	30	4 LAPS	1:50.452	55	5 LAPS	1:54.208	42	5 LAPS	1:57.765	201	15.525	1:40.852
201	16.076	1:42.066	88	2 LAPS	1:46.536	59	2 LAPS	1:49.274	201	15.545	1:40.786	27	6 LAPS	1:57.621
90	3 LAPS	1:48.838	201	15.149	1:38.802	201	16.437	1:41.087	62	4 LAPS	1:57.103	42	5 LAPS	1:59.916
69	2 LAPS	1:47.351	80	4 LAPS	1:51.100	30	4 LAPS	1:50.971	59	2 LAPS	1:50.531	117	4 LAPS	2:18.651
23	6 LAPS	2:03.026	69	2 LAPS	1:45.750	88	2 LAPS	1:45.770	88	2 LAPS	1:45.988	88	2 LAPS	1:46.045
115	1 LAP	1:41.969	90	3 LAPS	1:48.311	80	4 LAPS	1:49.839	55	5 LAPS	1:57.733	59	2 LAPS	1:51.513
8	4 LAPS	1:52.924	115	1 LAP	1:42.988	69	2 LAPS	1:45.646	30	4 LAPS	1:51.296	115	1 LAP	1:43.064
1	2 LAPS	1:45.778	8	4 LAPS	1:51.971	115	1 LAP	1:41.974	115	1 LAP	1:42.392	30	4 LAPS	1:53.502
106	2 LAPS	1:57.760	1	2 LAPS	1:46.358	90	3 LAPS	1:49.012	80	4 LAPS	1:48.871	55	5 LAPS	1:55.502
47	3 LAPS	1:50.228	23	6 LAPS	2:04.462	1	2 LAPS	1:46.522	69	2 LAPS	1:46.836	69	2 LAPS	1:47.194
117	3 LAPS	1:50.714	106	2 LAPS	1:57.030	8	4 LAPS	1:50.727	90	3 LAPS	1:48.359	80	4 LAPS	1:49.729
36	2 LAPS	1:50.848	47	3 LAPS	1:49.846	23	6 LAPS	2:03.485	1	2 LAPS	1:46.796	90	3 LAPS	1:49.061
79	3 LAPS	1:51.323	117	3 LAPS	1:50.020 P	119	11 LAPS	4:53.970	8	4 LAPS	1:52.021	62	4 LAPS	2:17.954
27	5 LAPS	1:59.052	36	2 LAPS	1:50.428	47	3 LAPS	1:52.838	119	11 LAPS	1:52.667	1	2 LAPS	1:45.590
42	4 LAPS	1:58.860	79	3 LAPS	1:49.020	106	2 LAPS	1:55.923	23	6 LAPS	2:02.939	8	4 LAPS	1:51.452
92	1:20.191	1:43.353	92	1:23.897	1:43.435	36	2 LAPS	1:50.740	92	1:30.921	1:45.634	92	1:33.417	1:43.368
63	2 LAPS	1:48.893	27	5 LAPS	1:56.904	79	3 LAPS	1:51.053	47	3 LAPS	1:51.954	119	11 LAPS	1:54.749
62	3 LAPS	2:30.663	42	4 LAPS	1:57.920	92	1:26.965	1:42.867	36	2 LAPS	1:52.430	47	3 LAPS	1:50.408
55	4 LAPS	1:54.780	63	2 LAPS	1:47.202	117	3 LAPS	1:54.783	79	3 LAPS	1:51.949	36	2 LAPS	1:49.849
						63	2 LAPS	1:48.643	106	2 LAPS	1:55.479			

Grand Touring & Sports Car Cup

RACE 7 - LAP CHART

Lap 36		
No	Behind	Laptime
17		1:46.619
79	4 LAPS	1:50.971
63	3 LAPS	1:47.975
106	3 LAPS	1:57.379
201	8.243	1:39.337
23	7 LAPS	2:06.201
88	2 LAPS	1:46.437
27	6 LAPS	1:56.554
42	5 LAPS	1:54.745
59	2 LAPS	1:51.580
115	1 LAP	1:50.509
69	2 LAPS	1:47.394
30	4 LAPS	1:51.825
80	4 LAPS	1:49.750
90	3 LAPS	1:48.679
55	5 LAPS	1:57.544
1	2 LAPS	1:46.753
117	4 LAPS	2:42.221
8	4 LAPS	1:52.580
92	1:30.089	1:43.291
119	11 LAPS	1:53.526
47	3 LAPS	1:50.978
36	2 LAPS	1:50.521
62	4 LAPS	2:50.324

Historic Formula 2

RACE 8 - CLASSIFICATION

POS	NO	CL	NAME	ENTRY	LAPS	TIME	GAP	DIFF	MPH	BEST	ON
1	46	C	Steve MAXTED	Lola T360	15	21:13.489			95.36	1:22.755	2
2	60	A	Bob JUGGINS	Lola T240	15	21:15.338	1.849	1.849	95.22	1:23.041	12
3	27	C	Bo WARMENIUS	March 772	15	21:37.407	23.918	22.069	93.60	1:24.798	4
4	12	C	Peter MEYRICK	March 782	15	21:54.440	40.951	17.033	92.39	1:24.127	2
5	63	C	John CROWSON	Chevron B40	15	21:54.814	41.325	0.374	92.36	1:25.643	2
6	51	C	Michael HIBBERD	Brabham BT38	15	22:18.496	1:05.007	23.682	90.73	1:26.749	2
7	5	C	Mike BARNBY	Modus M7	15	22:29.905	1:16.416	11.409	89.96	1:27.562	10
8	7	B	Chris SHARPLES	Chevron B29	15	22:31.474	1:17.985	1.569	89.86	1:27.690	15
9	77	B	Chris ALFORD	Palliser WDBF2	14	21:20.128	1 lap	1 lap	88.54	1:29.429	8
10	88	A	Michael SCOTT	Brabham BT30	14	21:28.522	1 lap	8.394	87.96	1:29.276	9
11	47	D	John MOULDS	Brabham BT23	14	21:33.956	1 lap	5.434	87.59	1:29.720	9
12	90	B	Daryl TAYLOR	March 78B	14	21:55.731	1 lap	21.775	86.14	1:28.210	11
13	67	A	Simon PERKINS	March 71BM	14	22:04.177	1 lap	8.446	85.59	1:31.101	14
14	37	A	Lincoln SMALL	Brabham BT30	14	22:33.371	1 lap	29.194	83.75	1:33.111	11
15	14	D1	Nick OVERALL	Brabham BT35	14	22:42.522	1 lap	9.151	83.19	1:31.808	9
16	65	B	Bob SELLIX	Lyncar 001	13	21:14.533	2 laps	1 lap	82.58	1:32.450	9
17	20	A	David BROWN	Brabham BT30	13	21:52.904	2 laps	38.371	80.16	1:35.718	3
18	84	D	Roger BEVAN	Brabham BT21A	13	22:17.285	2 laps	24.381	78.70	1:35.734	3

NOT CLASSIFIED

DNF	57	B	Neil FOWLER	March 712	7	20:12.759	8 laps	6 laps	46.73	1:22.974	2
DNF	35	C	Sean WALKER	March 782	5	7:03.922	10 laps	2 laps	95.49	1:22.377	2
DNF	36	C	Richard EYRE	Ralt RT1	4	6:37.934	11 laps	1 lap	81.38	1:26.240	2
DNF	50	A	Paul BASON	March 712	3	4:51.994	12 laps	1 lap	83.18	1:32.988	2

FASTEST LAP

35	C	Sean WALKER	March 782	2	1:22.377	98.28 mph	158.17 kph
14	D1	Nick OVERALL	Brabham BT35	9	1:31.808	88.18 mph	141.92 kph
60	A	Bob JUGGINS	Lola T240	12	1:23.041	97.49 mph	156.90 kph
47	D	John MOULDS	Brabham BT23	9	1:29.720	90.24 mph	145.22 kph
57	B	Neil FOWLER	March 712	2	1:22.974	97.57 mph	157.03 kph

Weather / Track : Sunny / Dry

These results are provisional until the conclusion of any judicial and technical matters.

Silverstone International
Circuit Length = 2.2490 miles
Start: 13:39 End: 14:02

Clerk of Course :	Timekeeper :
-------------------	--------------

Historic Formula 2

RACE 8 - LAP CHART

Lap 1			Lap 2			Lap 3			Lap 4			Lap 5		
No	Behind	Laptime	No	Behind	Laptime	No	Behind	Laptime	No	Behind	Laptime	No	Behind	Laptime
35		1:24.996	35		1:22.377	35		1:22.475	35		1:23.369	46		1:24.131
46	0.735	1:25.229	46	1.113	1:22.755	46	1.963	1:23.325	46	2.030	1:23.436	35	0.266	1:26.427
57	1.362	1:25.834	57	1.959	1:22.974	60	6.929	1:24.787	60	6.934	1:23.374	60	6.003	1:25.230
60	3.102	1:27.604	60	4.617	1:23.892	27	10.048	1:25.635	27	11.477	1:24.798	27	10.896	1:25.580
36	3.557	1:27.747	27	6.888	1:25.063	36	13.405	1:28.460	63	20.077	1:27.584	63	21.042	1:27.126
27	4.202	1:28.191	36	7.420	1:26.240	51	15.362	1:27.433	51	21.231	1:29.238	51	23.578	1:28.508
51	6.032	1:29.824	51	10.404	1:26.749	63	15.862	1:27.381	12	26.478	1:24.679	12	27.256	1:26.939
5	7.603	1:30.417	63	10.956	1:25.643	5	22.512	1:30.267	5	30.430	1:31.287	5	37.790	1:33.521
63	7.690	1:30.661	12	11.816	1:24.127	57	23.256	1:43.772	7	34.861	1:30.775	7	38.085	1:29.385
12	10.066	1:29.293	5	14.720	1:29.494	12	25.168	1:35.827	77	39.211	1:30.226	77	43.761	1:30.711
7	10.636	1:33.354	7	18.180	1:29.921	7	27.455	1:31.750	47	39.387	1:31.575	47	45.465	1:32.239
47	12.895	1:35.028	47	22.082	1:31.564	47	31.181	1:31.574	88	47.191	1:32.836	88	52.507	1:31.477
77	14.726	1:35.726	77	22.704	1:30.355	77	32.354	1:32.125	67	49.616	1:37.059	67	59.280	1:35.825
50	15.010	1:36.860	50	25.621	1:32.988	67	35.926	1:31.932	37	59.956	1:38.077	37	1:10.144	1:36.349
67	15.292	1:35.342	67	26.469	1:33.554	88	37.724	1:32.676	36	1:00.439	2:10.403	84	1:11.567	1:36.282
88	16.568	1:38.094	88	27.523	1:33.332	50	37.868	1:34.722	84	1:01.446	1:36.671	14	1:12.126	1:36.501
90	18.594	1:38.266	90	27.633	1:31.416	37	45.248	1:35.156	14	1:01.786	1:38.124	90	1:22.236	1:30.998
14	18.957	1:39.770	14	30.661	1:34.081	14	47.031	1:38.845	90	1:17.399	1:31.065			
84	19.673	1:39.733	37	32.567	1:34.860	84	48.144	1:35.734	20	1:22.725	1:57.128			
37	20.084	1:38.553	84	34.885	1:37.589	20	48.966	1:35.718	65	1:25.854	1:35.595			
20	21.889	1:42.000	20	35.723	1:36.211	90	1:09.703	2:04.545						
65	49.095	1:39.758	65	1:01.358	1:34.640	65	1:13.628	1:34.745						

Historic Formula 2

RACE 8 - LAP CHART

Lap 6			Lap 7			Lap 8			Lap 9			Lap 10		
No	Behind	Laptime	No	Behind	Laptime	No	Behind	Laptime	No	Behind	Laptime	No	Behind	Laptime
46		1:27.318	46		1:25.080	46		1:25.916	46		1:24.165	46		1:24.199
60	4.744	1:26.059	60	3.834	1:24.170	37	1 LAP	1:36.066	60	4.716	1:24.210	60	4.450	1:23.933
65	1 LAP	1:35.799	27	9.857	1:25.801	60	4.671	1:26.753	90	1 LAP	1:29.540	67	1 LAP	1:35.901
27	9.136	1:25.558	65	1 LAP	1:33.225	90	1 LAP	1:32.018	27	11.524	1:26.040	27	13.691	1:26.366
20	1 LAP	1:45.132	63	23.077	1:27.321	14	1 LAP	1:38.657	37	1 LAP	1:38.011	90	1 LAP	1:30.608
63	20.836	1:27.112	12	28.978	1:27.134	27	9.649	1:25.708	14	1 LAP	1:35.165	37	1 LAP	1:33.976
12	26.924	1:26.986	51	30.507	1:28.060	84	1 LAP	1:52.758 P	63	27.248	1:27.468	14	1 LAP	1:31.808
51	27.527	1:31.267	20	1 LAP	1:42.623	65	1 LAP	1:32.964	12	31.263	1:25.655	63	29.474	1:26.425
5	42.427	1:31.955	5	47.441	1:30.094	63	23.945	1:26.784	65	1 LAP	1:32.727	12	32.705	1:25.641
7	42.805	1:32.038	7	47.676	1:29.951	12	29.773	1:26.711	51	40.292	1:31.295	65	1 LAP	1:32.450
77	47.348	1:30.905	77	52.017	1:29.749	51	33.162	1:28.571	5	53.666	1:28.094	51	44.517	1:28.424
47	52.290	1:34.143	47	57.103	1:29.893	20	1 LAP	1:37.988	7	54.366	1:27.996	5	57.029	1:27.562
88	55.867	1:30.678	88	1:00.285	1:29.498	5	49.737	1:28.212	20	1 LAP	1:38.194	7	58.037	1:27.870
67	1:06.798	1:34.836	67	1:15.421	1:33.703	7	50.535	1:28.775	77	1:01.910	1:30.545	77	1:07.745	1:30.034
37	1:18.101	1:35.275				77	55.530	1:29.429	47	1:07.347	1:29.720	20	1 LAP	1:38.956
84	1:20.559	1:36.310				47	1:01.792	1:30.605	88	1:08.768	1:29.276	47	1:13.885	1:30.737
14	1:21.255	1:36.447				88	1:03.657	1:29.288	84	1 LAP	2:23.080	88	1:14.597	1:30.028
90	1:24.752	1:29.834				67	1:21.328	1:31.823				57	6 LAPS	1:43.200


Historic Formula 2

RACE 8 - LAP CHART

Lap 11			Lap 12			Lap 13			Lap 14			Lap 15		
No	Behind	Laptime	No	Behind	Laptime	No	Behind	Laptime	No	Behind	Laptime	No	Behind	Laptime
46		1:25.159	46		1:25.357	46		1:24.551	46		1:24.297	46		1:23.791
60	4.782	1:25.491	20	2 LAPS	1:38.214	88	1 LAP	1:30.143	60	1.601	1:24.402	65	2 LAPS	1:35.965
84	2 LAPS	1:39.811	60	2.466	1:23.041	60	1.496	1:23.581	88	1 LAP	1:31.352	60	1.849	1:24.039
27	15.599	1:27.067	27	16.136	1:25.894	20	2 LAPS	1:36.578	47	1 LAP	1:38.428	77	1 LAP	1:30.856
67	1 LAP	1:33.573	84	2 LAPS	1:36.665	27	17.522	1:25.937	27	20.307	1:27.082	88	1 LAP	1:31.279
90	1 LAP	1:28.881	67	1 LAP	1:31.611	90	1 LAP	1:31.572	57	7 LAPS	1:57.896	47	1 LAP	1:30.315
63	32.535	1:28.220	90	1 LAP	1:28.210	67	1 LAP	1:35.145	20	2 LAPS	1:38.274	27	23.918	1:27.402
12	34.452	1:26.906	63	33.515	1:26.337	63	36.117	1:27.153	90	1 LAP	1:29.418	20	2 LAPS	1:36.725
37	1 LAP	1:35.549	12	34.302	1:25.207	12	36.717	1:26.966	63	37.508	1:25.688	12	40.951	1:26.172
14	1 LAP	1:35.459	37	1 LAP	1:33.111	84	2 LAPS	1:40.704	12	38.570	1:26.150	63	41.325	1:27.608
51	48.163	1:28.805	14	1 LAP	1:32.807	37	1 LAP	1:35.151	67	1 LAP	1:33.548	90	1 LAP	1:29.758
65	1 LAP	1:35.851	51	52.013	1:29.207	51	56.334	1:28.872	84	2 LAPS	1:36.537	67	1 LAP	1:31.101
5	1:00.438	1:28.568	65	1 LAP	1:35.475	14	1 LAP	1:46.324	51	1:00.649	1:28.612	84	2 LAPS	1:36.197
7	1:00.787	1:27.909	5	1:03.576	1:28.495	5	1:07.787	1:28.762	37	1 LAP	1:36.085	51	1:05.007	1:28.149
77	1:12.211	1:29.625	7	1:04.479	1:29.049	7	1:09.106	1:29.178	5	1:12.154	1:28.664	5	1:16.416	1:28.053
57	6 LAPS	1:24.923	57	6 LAPS	1:23.358	65	1 LAP	1:36.728	7	1:14.086	1:29.277	7	1:17.985	1:27.690
47	1:19.715	1:30.989	77	1:17.972	1:31.118	77	1:23.871	1:30.450	14	1 LAP	1:34.988	37	1 LAP	1:36.347
88	1:20.255	1:30.817	47	1:24.363	1:30.005							14	1 LAP	1:35.085

Historic Formula 2

RACE 13 - GRID

ROW 11	12 Peter MEYRICK	65 Bob SELIX
	1:42.137	
ROW 10	67 Simon PERKINS	1:35.672
	1:33.327	37 Lincoln SMALL
ROW 9	20 David BROWN	1:32.973
	1:32.743	84 Roger BEVAN
ROW 8	14 Nick OVERALL	1:30.966
	1:29.026	90 Daryl TAYLOR
ROW 7	77 Chris ALFORD	1:29.005
	1:28.830	50 Paul BASON
ROW 6	47 John MOULDS	1:28.549
	1:28.380	88 Michael SCOTT
ROW 5	7 Chris SHARPLES	1:26.412
	1:26.250	5 Mike BARNBY
ROW 4	51 Michael HIBBERD	1:25.803
	1:24.727	63 John CROWSON
ROW 3	36 Richard EYRE	1:24.579
	1:23.473	57 Neil FOWLER
ROW 2	27 Bo WARMENIUS	1:22.849
	1:22.604	46 Steve MAXTED
ROW 1	60 Bob JUGGINS	1:21.177
		35 Sean WALKER
Pole		
		

Silverstone International
Circuit Length = 2.2490 miles

Clerk of Course :

Timekeeper :

HSCC / HRSR Historic Saloon Car Championships

RACE 9 - CLASSIFICATION - AMENDED

POS	NO	CL	NAME	ENTRY	LAPS	TIME	GAP	DIFF	MPH	BEST	ON
1	54	C	Neil WOOD	Ford Anglia 105E	12	21:10.281			76.48	1:43.860	3
2	46	C	Dan COX	Ford Lotus Cortina	12	21:18.787	8.506	8.506	75.97	1:43.917	3
3	3	K1	Peter HALLFORD	Ford Mustang	12	21:27.376	17.095	8.589	75.46	1:43.733	2
4	49	C	Peter HORE	Lotus Cortina	12	21:33.344	23.063	5.968	75.12	1:45.303	4
5	69	C	Bob BULLEN	Ford Anglia 105E	12	21:41.594	31.313	8.250	74.64	1:45.826	5
6	85	D	Roger GODFREY	Austin Mini Cooper S	12	21:48.692	38.411	7.098	74.23	1:46.833	7
7	33	B	James FULLER	Alfa Romeo Giulia Sprint	12	22:05.608	55.327	16.916	73.29	1:48.049	8
8	77	D	Roger EBDON	Morris Mini Cooper S	12	22:05.845	55.564	0.237	73.27	1:47.814	4
9	48	K3	Roger WILLS	Ford Lotus Cortina Mk1	12	22:08.280	57.999	2.435	73.14	1:48.621	6
10	67	K3	Brendan ROBERTS	Alfa Romeo Giulia Sprint	12	22:11.765	1:01.484	3.485	72.95	1:48.573	11
11	73	K4	Daniel WARD	Austin Mini Cooper S	12	22:24.117	1:13.836	12.352	72.28	1:49.763	12
12	53	C	Andy YOOL	Ford Anglia 105E	12	22:39.583	1:29.302	15.466	71.46	1:49.361	7
13	93	E	Graham MARTIN	Singer Chamois	11	21:20.130	1 lap	1 lap	69.57	1:51.878	4
14	95	E	Shaun HAZLEWOOD	Hillman Imp	11	22:01.416	1 lap	41.286	67.39	1:52.913	2
15	96	E	Tim BROOK	Austin Mini Cooper	11	22:03.924	1 lap	2.508	67.26	1:57.678	11
16	19	K2	Richard CROSS	Triumph 2000Mk I	11	22:48.726	1 lap	44.802	65.06	2:00.823	2
17	45	E	Henry COX	Austin A40	11	23:00.714	1 lap	11.988	64.50	1:57.413	11
18	82	D	Ed GLAISTER	Ford Anglia 100E	11	23:00.864	1 lap	0.150	64.49	2:02.418	9
19	91	E	Vince FROST	Hillman Imp	10	22:10.209	2 laps	1 lap	60.86	2:02.417	2

NOT CLASSIFIED

DQ	86	E	Andy JONES	Singer Chamois							
DNF	21	K1	Graeme DODD	Ford Mustang	6	10:43.154	6 laps	5 laps	75.53	1:43.721	2
DNF	1	E	Simon BENOY	Hillman Imp	4	7:33.621	8 laps	2 laps	71.39	1:48.298	3
DNF	30	B	Nick LEDGER	Ford Lotus Cortina	3	12:34.598	9 laps	1 lap	32.18	2:43.911	1
DNF	80	D	Mike SMITH	Morris Min Cooper S	3	12:43.575	9 laps	8.977	31.80	1:48.875	2
DNF	52	C	Peter ERGIS	Ford Lotus Cortina	1	1:57.326	11 laps	2 laps	69.00	1:50.278	1
DNF	27	B	Roger COPE	BMW 1800	0	07.236					
DNF	38	C	Steve SHUTTLEWORTH	Ford Lotus Cortina	0	07.884					
DNS	92	E	Colin GUNTON	Hillman Imp	0						

FASTEST LAP

1	E	Simon BENOY	Hillman Imp	3	1:48.298	74.76 mph	120.31 kph
21	K1	Graeme DODD	Ford Mustang	2	1:43.721	78.05 mph	125.62 kph
19	K2	Richard CROSS	Triumph 2000Mk I	2	2:00.823	67.01 mph	107.84 kph
33	B	James FULLER	Alfa Romeo Giulia Sprint	8	1:48.049	74.93 mph	120.59 kph
54	C	Neil WOOD	Ford Anglia 105E	3	1:43.860	77.95 mph	125.45 kph
67	K3	Brendan ROBERTS	Alfa Romeo Giulia Sprint	11	1:48.573	74.57 mph	120.00 kph
73	K4	Daniel WARD	Austin Mini Cooper S	12	1:49.763	73.76 mph	118.70 kph
85	D	Roger GODFREY	Austin Mini Cooper S	7	1:46.833	75.78 mph	121.96 kph

Car 86 Excluded from Results - Technical Infringements

Weather / Track : Sunny / Dry

These results are provisional until the conclusion of any judicial and technical matters.

Silverstone International
Circuit Length = 2.2490 miles
Start: 14:15 End: 14:38

Clerk of Course :	Timekeeper :
-------------------	--------------

HSCC / HRSR Historic Saloon Car Championships

RACE 9 - LAP CHART

Lap 1			Lap 2			Lap 3			Lap 4			Lap 5		
No	Behind	Laptime	No	Behind	Laptime	No	Behind	Laptime	No	Behind	Laptime	No	Behind	Laptime
46		1:47.386	46		1:44.710	46		1:43.917	46		1:44.605	46		1:44.612
54	0.649	1:47.311	54	0.640	1:44.701	54	0.583	1:43.860	54	0.863	1:44.885	54	0.654	1:44.403
3	1.978	1:49.256	3	1.001	1:43.733	3	2.050	1:44.966	3	2.483	1:45.038	3	3.457	1:45.586
21	2.844	1:49.750	21	1.855	1:43.721	21	3.265	1:45.327	21	4.121	1:45.461	21	5.699	1:46.190
52	4.130	1:50.278	49	7.944	1:45.364	49	9.396	1:45.369	49	10.094	1:45.303	49	11.224	1:45.742
49	7.290	1:52.694	85	12.963	1:47.615	85	15.924	1:46.878	85	18.345	1:47.026	30	3 LAPS	6:13.295
77	9.430	1:54.659	77	13.189	1:48.469	77	17.279	1:48.007	77	20.488	1:47.814	85	21.142	1:47.409
80	9.834	1:53.587	80	13.999	1:48.875	33	19.477	1:48.814	69	21.355	1:46.323	69	22.569	1:45.826
85	10.058	1:55.491	33	14.580	1:48.795	69	19.637	1:48.497	33	23.140	1:48.268	77	24.513	1:48.637
33	10.495	1:54.973	69	15.057	1:47.894	1	20.635	1:48.298	48	26.981	1:48.643	33	27.466	1:48.938
69	11.873	1:56.633	1	16.254	1:48.681	48	22.943	1:48.707	1	27.193	1:51.163	48	32.602	1:50.233
1	12.283	1:55.564	48	18.153	1:49.941	73	25.857	1:50.157	73	31.169	1:49.917	67	36.965	1:49.691
48	12.922	1:56.661	73	19.617	1:50.780	67	27.540	1:50.997	67	31.886	1:48.951	73	38.002	1:51.445
73	13.547	1:56.559	53	19.751	1:50.284	53	29.361	1:53.527	53	35.439	1:50.683	53	41.953	1:51.126
53	14.177	1:57.111	67	20.460	1:49.777	95	32.229	1:53.072	93	41.679	1:51.878	93	51.249	1:54.182
95	14.871	1:58.594	95	23.074	1:52.913	93	34.406	1:52.102	95	42.513	1:54.889	95	54.263	1:56.362
67	15.393	1:59.498	93	26.221	1:52.936	86	48.832	1:58.529	86	1:03.880	1:59.653	86	1:19.271	2:00.003
93	17.995	2:01.199	86	34.220	1:58.319	96	50.137	1:59.110	96	1:05.132	1:59.600	96	1:19.632	1:59.112
86	20.611	2:01.489	96	34.944	1:58.585	45	57.165	1:59.872	45	1:11.946	1:59.386	45	1:28.747	2:01.413
96	21.069	2:02.935	45	41.210	2:00.790	19	1:01.207	2:02.410	19	1:18.497	2:01.895	19	1:37.841	2:03.956
91	24.970	2:05.782	91	42.677	2:02.417	82	1:03.830	2:03.756	82	1:22.845	2:03.620	82	1:43.250	2:05.017
45	25.130	2:04.925	19	42.714	2:00.823	91	1:06.489	2:07.729	91	1:33.245	2:11.361			
82	26.148	2:06.365	82	43.991	2:02.553									
19	26.601	2:06.379												
30	1:04.876	2:43.911												

HSCC / HRSR Historic Saloon Car Championships

RACE 9 - LAP CHART

Lap 6			Lap 7			Lap 8			Lap 9			Lap 10		
No	Behind	Laptime	No	Behind	Laptime	No	Behind	Laptime	No	Behind	Laptime	No	Behind	Laptime
46		1:44.053	46		1:44.832	46		1:45.454	54		1:46.918	54		1:44.692
54	0.933	1:44.332	54	0.479	1:44.378	54	0.231	1:45.206	46	0.434	1:47.583	46	1.501	1:45.759
3	5.452	1:46.048	3	8.102	1:47.482	86	1 LAP	1:59.951	95	1 LAP	2:02.378	91	2 LAPS	2:14.790
21	8.061	1:46.415	19	1 LAP	2:03.057	96	1 LAP	2:00.860	3	11.325	1:47.782	3	13.997	1:47.364
49	14.380	1:47.209	30	4 LAPS	3:23.231	3	10.692	1:48.044	96	1 LAP	1:59.718	95	1 LAP	2:01.911
91	1 LAP	2:16.505	49	16.854	1:47.306	49	18.473	1:47.073	49	17.990	1:46.666	49	20.233	1:46.935
69	25.009	1:46.493	82	1 LAP	2:06.759	69	28.504	1:47.265	86	1 LAP	2:00.987	69	30.817	1:46.753
85	26.001	1:48.912	80	4 LAPS	8:51.670	85	31.006	1:48.458	69	28.756	1:47.401	96	1 LAP	1:58.273
77	29.332	1:48.872	69	26.693	1:46.516	19	1 LAP	2:04.622	85	31.639	1:47.782	85	34.881	1:47.934
33	32.386	1:48.973	85	28.002	1:46.833	77	38.357	1:50.320	33	41.573	1:50.033	86	1 LAP	2:00.961
48	37.170	1:48.621	77	33.491	1:48.991	33	38.689	1:48.049	77	42.538	1:51.330	33	46.670	1:49.789
67	42.588	1:49.676	33	36.094	1:48.540	82	1 LAP	2:07.160	19	1 LAP	2:03.399	77	47.616	1:49.770
73	44.736	1:50.787	48	41.082	1:48.744	48	44.771	1:49.143	48	48.240	1:50.618	48	52.844	1:49.296
53	48.243	1:50.343	67	46.452	1:48.696	67	50.788	1:49.790	67	52.457	1:48.818	67	57.330	1:49.565
93	1:16.705	2:09.509	73	49.996	1:50.092	73	55.651	1:51.109	73	59.082	1:50.580	73	1:05.386	1:50.996
95	1:16.711	2:06.501	91	1 LAP	2:15.550	53	57.929	1:50.611	82	1 LAP	2:04.151	53	1:05.625	1:50.045
96	1:34.397	1:58.818	53	52.772	1:49.361	45	1 LAP	2:44.860	53	1:00.272	1:49.492	19	1 LAP	2:03.649
86	1:35.257	2:00.039	93	1:26.744	1:54.871	91	1 LAP	2:13.485	45	1 LAP	1:59.014	82	1 LAP	2:02.418
45	1:44.339	1:59.645	95	1:33.030	2:01.151	93	1:35.627	1:54.337	93	1:42.007	1:53.529	45	1 LAP	1:59.508

HSCC / HRSR Historic Saloon Car Championships

RACE 9 - LAP CHART

Lap 11			Lap 12		
No	Behind	Laptime	No	Behind	Laptime
54		1:46.679	54		1:46.382
93	1 LAP	1:52.618	46	8.506	1:47.837
46	7.051	1:52.229	93	1 LAP	1:52.977
3	15.664	1:48.346	3	17.095	1:47.813
49	21.779	1:48.225	49	23.063	1:47.666
91	2 LAPS	2:13.611	69	31.313	1:46.549
69	31.146	1:47.008	85	38.411	1:48.605
95	1 LAP	2:02.116	95	1 LAP	2:02.056
85	36.188	1:47.986	96	1 LAP	1:57.678
96	1 LAP	1:57.905	33	55.327	1:51.038
86	1 LAP	2:02.219	77	55.564	1:50.159
33	50.671	1:50.680	48	57.999	1:49.260
77	51.787	1:50.850	91	2 LAPS	2:16.595
48	55.121	1:48.956	67	1:01.484	1:48.642
67	59.224	1:48.573	73	1:13.836	1:49.763
73	1:10.455	1:51.748	86	1 LAP	2:10.123
19	1 LAP	2:02.106	53	1:29.302	1:50.810
53	1:24.874	2:05.928	19	1 LAP	2:03.012
82	1 LAP	2:03.483	45	1 LAP	1:57.413
45	1 LAP	2:00.487	82	1 LAP	2:02.603

HSCC Derek Bell Trophy

RACE 10 - CLASSIFICATION

POS	NO	CL	NAME	ENTRY	LAPS	TIME	GAP	DIFF	MPH	BEST	ON
1	63	C	John CROWSON	Chevron B40	14	20:02.139			94.28	1:24.139	14
2	40	B2	Marcus PYE	Lola T332	14	20:02.373	0.234	0.234	94.27	1:23.594	14
3	57	D1	David WILD	March 712	14	20:28.626	26.487	26.253	92.25	1:25.706	5
4	75	B1	Stephen GIBSON	Surtees TS8	14	20:36.593	34.454	7.967	91.66	1:26.086	13
5	36	C	Garrick EYRE	Ralt RT1	14	20:36.793	34.654	0.200	91.64	1:26.256	14
6	32	B1	Philip WALKER	Lola T142	14	20:53.407	51.268	16.614	90.43	1:27.140	13
7	90	D2	Bruce FULLERTON	March 78B	13	20:10.784	1 lap	1 lap	86.92	1:30.143	11
8	28	D2	Keith NORRIS	Chevron B49	13	20:47.879	1 lap	37.095	84.34	1:30.796	9
9	22	D1	Colin GRAY	Brabham BT30	12	20:10.036	2 laps	1 lap	80.29	1:37.946	10
NOT CLASSIFIED											
DNF	5	C	Mike BARNBY	Modus M7	5	7:56.521	9 laps	7 laps	84.95	1:28.025	4
DNF	8	B2	Daryl TAYLOR	Chevron B28	3	5:21.228	11 laps	2 laps	75.61	1:31.230	2
DNF	35	D2	Richard EVANS	March 79B	1	2:17.672	13 laps	2 laps	58.80	2:15.369	1
FASTEST LAP											
63	C	John CROWSON	Chevron B40	14	1:24.139	96.22 mph	154.86 kph				
40	B2	Marcus PYE	Lola T332	14	1:23.594	96.85 mph	155.87 kph				
57	D1	David WILD	March 712	5	1:25.706	94.46 mph	152.02 kph				
90	D2	Bruce FULLERTON	March 78B	11	1:30.143	89.81 mph	144.54 kph				
75	B1	Stephen GIBSON	Surtees TS8	13	1:26.086	94.04 mph	151.35 kph				

Weather / Track : Sunny / Dry

These results are provisional until the conclusion of any judicial and technical matters.

Silverstone International
Circuit Length = 2.2490 miles
Start: 14:56 End: 15:17

Clerk of Course :	Timekeeper :
-------------------	--------------

HSCC Derek Bell Trophy

RACE 10 - LAP CHART

Lap 1			Lap 2			Lap 3			Lap 4			Lap 5		
No	Behind	Laptime	No	Behind	Laptime	No	Behind	Laptime	No	Behind	Laptime	No	Behind	Laptime
40		1:28.950	40		1:25.505	40		1:26.098	63		1:26.140	63		1:25.500
63	0.998	1:29.754	63	0.468	1:24.975	63	0.379	1:26.009	40	0.543	1:27.062	40	1.699	1:26.656
8	4.191	1:31.930	75	9.519	1:30.623	75	11.728	1:28.307	57	12.730	1:27.470	57	12.936	1:25.706
75	4.401	1:32.909	8	9.916	1:31.230	57	11.779	1:27.890	75	13.571	1:28.362	36	16.883	1:28.569
5	4.726	1:33.002	5	9.960	1:30.739	36	13.108	1:29.007	36	13.814	1:27.225	75	17.956	1:29.885
57	5.304	1:33.362	57	9.987	1:30.188	32	13.375	1:29.126	32	14.232	1:27.376	32	18.196	1:29.464
32	5.548	1:33.807	36	10.199	1:29.926	5	14.211	1:30.349	5	15.717	1:28.025	28	39.884	1:34.867
36	5.778	1:33.655	32	10.347	1:30.304	28	22.085	1:33.358	28	30.517	1:34.951	5	41.518	1:51.301
28	8.451	1:35.547	28	14.825	1:31.879	90	29.160	1:35.509	90	35.377	1:32.736	90	42.083	1:32.206
90	11.368	1:39.002	90	19.749	1:33.886	22	47.575	1:39.106	22	59.801	1:38.745	22	1:14.104	1:39.803
22	19.725	1:46.305	22	34.567	1:40.347	8	58.244	2:14.426						
35	46.291	2:15.369												

HSCC Derek Bell Trophy

RACE 10 - LAP CHART

Lap 6			Lap 7			Lap 8			Lap 9			Lap 10		
No	Behind	Laptime	No	Behind	Laptime	No	Behind	Laptime	No	Behind	Laptime	No	Behind	Laptime
63		1:25.158	63		1:25.283	63		1:25.318	40		1:26.649	63		1:25.052
40	0.979	1:24.438	40	0.281	1:24.585	40	0.251	1:25.288	63	0.605	1:27.505	40	0.591	1:26.248
57	14.383	1:26.605	22	1 LAP	1:41.015	57	18.254	1:27.945	57	18.124	1:26.770	57	18.721	1:26.254
36	19.932	1:28.207	57	15.627	1:26.527	22	1 LAP	1:41.020	36	24.264	1:26.340	36	25.420	1:26.813
75	21.222	1:28.424	36	22.116	1:27.467	36	24.824	1:28.026	75	25.747	1:27.622	75	27.486	1:27.396
32	21.567	1:28.529	75	23.013	1:27.074	75	25.025	1:27.330	22	1 LAP	1:41.330	32	38.249	1:27.928
90	50.876	1:33.951	32	26.976	1:30.692	32	32.389	1:30.731	32	35.978	1:30.489	22	1 LAP	1:39.919
28	51.493	1:36.767	90	57.263	1:31.670	90	1:03.102	1:31.157	90	1:07.362	1:31.160	90	1:12.517	1:30.812
			28	58.202	1:31.992	28	1:04.005	1:31.121	28	1:07.901	1:30.796	28	1:18.467	1:36.223

HSCC Derek Bell Trophy

RACE 10 - LAP CHART

Lap 11			Lap 12			Lap 13			Lap 14		
No	Behind	Laptime	No	Behind	Laptime	No	Behind	Laptime	No	Behind	Laptime
63		1:24.572	63		1:25.496	63		1:24.613	63		1:24.139
40	0.334	1:24.315	40	0.588	1:25.750	40	0.779	1:24.804	40	0.234	1:23.594
57	20.489	1:26.340	57	21.887	1:26.894	90	1 LAP	1:33.030	22	2 LAPS	1:41.028
36	27.985	1:27.137	28	1 LAP	1:55.012	57	23.492	1:26.218	90	1 LAP	1:31.775
75	29.569	1:26.655	36	30.281	1:27.792	75	31.933	1:26.086	57	26.487	1:27.134
32	41.908	1:28.231	75	30.460	1:26.387	36	32.537	1:26.869	75	34.454	1:26.660
22	1 LAP	1:37.946	32	44.950	1:28.538	28	1 LAP	1:38.151	36	34.654	1:26.256
90	1:18.088	1:30.143	22	1 LAP	1:38.671	32	47.477	1:27.140	28	1 LAP	1:32.930
									32	51.268	1:27.930

HSCC "BP Ulitimate" Classic Formula 3 Championship

RACE 11 - CLASSIFICATION

POS	NO	CL	NAME	ENTRY	LAPS	TIME	GAP	DIFF	MPH	BEST	ON
1	1	A	Benn SIMMS	March 803B	14	20:31.663			92.02	1:26.863	9
2	28	A	Paul SMITH	Chevron B38	14	20:53.376	21.713	21.713	90.43	1:27.433	5
3	22	A	Geoffrey HOODLESS	March 803	14	21:10.876	39.213	17.500	89.18	1:28.862	5
4	18	A	Gerard SAUER	Ralt RT1	14	21:11.449	39.786	0.573	89.14	1:28.988	13
5	29	A	Bryan SHAW	March 803	14	21:22.080	50.417	10.631	88.41	1:29.586	9
6	41	A	Michael QUINN	Ralt RT1	14	21:37.439	1:05.776	15.359	87.36	1:31.096	9
7	37	A	Mike SIMPSON	Ralt RT1	14	21:41.743	1:10.080	4.304	87.07	1:31.432	11
8	32	A	Jamie BRASHAW	Chevron B47	14	21:41.873	1:10.210	0.130	87.06	1:30.432	9
9	33	C	Ben ATKINSON-WILLES	Reynard SF79	14	21:43.177	1:11.514	1.304	86.97	1:31.124	8
10	53	C	Roger PRICE	Delta T79	13	20:36.425	1 lap	1 lap	85.12	1:33.455	6
11	83	C	Jon LUCAS	Reynard SF79	13	20:37.582	1 lap	1.157	85.04	1:32.234	11
12	31	A	Matthew STURMER	GRD 376	13	20:49.776	1 lap	12.194	84.21	1:33.875	12
13	42	A	Nick CRADDOCK	Argo JM3	13	21:17.840	1 lap	28.064	82.36	1:35.739	3
14	69	B	Albert CLEMENTS	Lotus 69	13	21:54.587	1 lap	36.747	80.06	1:38.661	3
15	26	A	Peter HISCOCKS	Lola T670	12	20:42.015	2 laps	1 lap	78.22	1:39.213	8
16	96	B	Gareth WALTERS	Palliser WDF3	12	21:15.975	2 laps	33.960	76.14	1:43.111	4

NOT CLASSIFIED

<i>DNF</i>	8	A	Bill COOMBS	Argo JM6	10	14:39.892	4 laps	2 laps	92.01	1:26.251	9
<i>DNC</i>	99	B	Tom POWELL	Chevron B20	10	21:11.264	4 laps	6:31.372	63.68	2:00.210	10
<i>DNF</i>	90	A	Alan PARKER	Chevron B38	8	12:38.313	6 laps	2 laps	85.41	1:29.711	7
<i>DNF</i>	52	A	James PARSONS	March 803B	8	13:42.064	6 laps	1:03.751	78.79	1:39.200	8
<i>DNF</i>	65	C	Peter DENHAM	Reynard SF78	7	11:52.980	7 laps	1 lap	79.48	1:34.845	2
<i>DNF</i>	64	C	Janet SHERRY	Royale RP27	2	12:12.865	12 laps	5 laps	22.09	2:15.788	2
<i>DNS</i>	71	A	Alan HICKS	Ralt RT1	0						

FASTEST LAP

8	A	Bill COOMBS	Argo JM6	9	1:26.251	93.86 mph	151.06 kph
33	C	Ben ATKINSON-WILLES	Reynard SF79	8	1:31.124	88.84 mph	142.99 kph
69	B	Albert CLEMENTS	Lotus 69	3	1:38.661	82.06 mph	132.06 kph

Weather / Track : Sunny / Dry

These results are provisional until the conclusion of any judicial and technical matters.

Silverstone International
Circuit Length = 2.2490 miles
Start: 15:28 End: 15:50

Clerk of Course :	Timekeeper :
-------------------	--------------

HSCC "BP Ulitimate" Classic Formula 3 Championship

RACE 11 - LAP CHART

Lap 1			Lap 2			Lap 3			Lap 4			Lap 5		
No	Behind	Laptime	No	Behind	Laptime	No	Behind	Laptime	No	Behind	Laptime	No	Behind	Laptime
1		1:30.126	1		1:27.514	1		1:27.179	1		1:27.386	1		1:26.919
8	1.604	1:30.908	8	1.339	1:27.249	8	1.377	1:27.217	8	0.865	1:26.874	8	0.798	1:26.852
28	2.553	1:32.188	28	3.254	1:28.215	99	1 LAP	2:12.063	28	6.009	1:28.512	28	6.523	1:27.433
90	3.754	1:32.374	90	7.382	1:31.142	28	4.883	1:28.808	90	14.763	1:30.393	90	17.765	1:29.921
41	6.913	1:34.552	29	9.667	1:30.152	90	11.756	1:31.553	29	16.218	1:30.658	22	18.648	1:28.862
29	7.029	1:34.524	22	11.157	1:30.262	29	12.946	1:30.458	22	16.705	1:29.962	29	18.907	1:29.608
18	7.734	1:35.836	18	11.867	1:31.647	22	14.129	1:30.151	18	17.616	1:30.220	18	19.959	1:29.262
32	7.756	1:34.062	41	13.899	1:34.500	18	14.782	1:30.094	41	24.168	1:32.275	41	28.798	1:31.549
22	8.409	1:34.574	37	15.198	1:32.692	41	19.279	1:32.559	37	25.843	1:32.614	37	31.401	1:32.477
37	10.020	1:36.972	53	16.947	1:34.168	37	20.615	1:32.596	33	29.059	1:32.480	33	33.854	1:31.714
53	10.293	1:37.485	33	17.056	1:33.034	33	23.965	1:34.088	53	31.580	1:34.073	53	38.404	1:33.743
33	11.536	1:37.657	65	19.565	1:34.845	53	24.893	1:35.125	65	35.670	1:35.315	32	40.389	1:31.162
65	12.234	1:38.940	31	22.048	1:35.495	65	27.741	1:35.355	32	36.146	1:31.421	65	44.076	1:35.325
31	14.067	1:39.109	83	22.771	1:35.904	31	30.082	1:35.213	83	38.350	1:35.006	83	45.768	1:34.337
83	14.381	1:40.267	42	26.902	1:38.259	83	30.730	1:35.138	31	39.354	1:36.658	31	46.967	1:34.532
42	16.157	1:40.403	32	27.191	1:46.949	32	32.111	1:32.099	42	44.977	1:36.901	42	54.460	1:36.402
69	17.926	1:42.528	69	29.702	1:39.290	42	35.462	1:35.739	99	1 LAP	2:10.267	69	1:09.090	1:41.129
52	24.995	1:45.166	52	38.260	1:40.779	69	41.184	1:38.661	69	54.880	1:41.082	52	1:19.632	1:41.377
96	26.186	1:49.492	26	43.854	1:44.592	52	52.191	1:41.110	52	1:05.174	1:40.369	99	1 LAP	2:04.652
26	26.776	1:49.340	96	44.778	1:46.106	26	1:02.403	1:45.728	26	1:15.492	1:40.475			
99	46.789	2:07.745				96	1:03.216	1:45.617	96	1:18.941	1:43.111			

HSCC "BP Ultimate" Classic Formula 3 Championship

RACE 11 - LAP CHART

Lap 6			Lap 7			Lap 8			Lap 9			Lap 10		
No	Behind	Laptime	No	Behind	Laptime	No	Behind	Laptime	No	Behind	Laptime	No	Behind	Laptime
1		1:27.128	1		1:27.534	1		1:26.925	1		1:26.863	1		1:27.301
8	0.724	1:27.054	8	1.026	1:27.836	8	1.225	1:27.124	8	0.613	1:26.251	8	0.721	1:27.409
26	1 LAP	1:41.873	52	1 LAP	1:39.638	65	1 LAP	2:08.900 P	28	13.979	1:29.722	42	1 LAP	1:37.920
28	7.468	1:28.073	28	9.207	1:29.273	69	1 LAP	1:40.966	69	1 LAP	1:40.700	28	15.178	1:28.500
96	1 LAP	1:44.572	26	1 LAP	1:41.582	28	11.120	1:28.838	22	29.873	1:29.541	99	3 LAPS	2:04.759
90	21.042	1:30.405	90	23.219	1:29.711	52	1 LAP	1:40.174	52	1 LAP	1:39.200	29	32.630	1:29.615
22	21.723	1:30.203	22	24.089	1:29.900	22	27.195	1:30.031	29	30.316	1:29.586	22	32.636	1:30.064
29	21.911	1:30.132	29	24.229	1:29.852	29	27.593	1:30.289	18	30.797	1:29.588	18	33.137	1:29.641
18	22.282	1:29.451	18	25.053	1:30.305	64	6 LAPS	2:15.788	26	1 LAP	1:39.213	69	1 LAP	1:41.391
41	33.008	1:31.338	96	1 LAP	1:46.848	18	28.072	1:29.944	41	45.413	1:31.096	41	50.939	1:32.827
37	36.331	1:32.058	41	36.786	1:31.312	26	1 LAP	1:40.535	37	51.148	1:31.621	37	56.046	1:32.199
33	38.676	1:31.950	99	2 LAPS	2:06.875	41	41.180	1:31.319	33	51.774	1:31.674	33	57.433	1:32.960
32	44.342	1:31.081	37	40.490	1:31.693	96	1 LAP	1:44.060	32	54.728	1:30.432	26	1 LAP	1:42.064
53	44.731	1:33.455	33	42.764	1:31.622	37	46.390	1:32.825	96	1 LAP	1:44.491	32	58.237	1:30.810
83	52.322	1:33.682	32	47.475	1:30.667	33	46.963	1:31.124	53	1:07.744	1:34.708	53	1:14.879	1:34.436
65	53.532	1:36.584	53	51.674	1:34.477	32	51.159	1:30.609	83	1:12.235	1:33.558	83	1:18.731	1:33.797
31	53.834	1:33.995	83	58.379	1:33.591	90	53.306	1:57.012	31	1:15.425	1:34.294	96	1 LAP	1:46.015
42	1:05.124	1:37.792	31	1:00.855	1:34.555	53	59.899	1:35.150				31	1:25.288	1:37.164
64	5 LAPS	8:49.403	42	1:14.006	1:36.416	83	1:05.540	1:34.086						
69	1:22.189	1:40.227				31	1:07.994	1:34.064						
						99	2 LAPS	2:04.461						
						42	1:24.976	1:37.895						

HSCC "BP Ultimate" Classic Formula 3 Championship

RACE 11 - LAP CHART

Lap 11			Lap 12			Lap 13			Lap 14		
No	Behind	Laptime	No	Behind	Laptime	No	Behind	Laptime	No	Behind	Laptime
1		1:27.688	1		1:28.469	1		1:28.060	1		1:28.275
28	18.142	1:30.652	31	1 LAP	1:36.099	83	1 LAP	1:33.596	53	1 LAP	1:34.382
42	1 LAP	1:38.652	96	2 LAPS	1:44.822	99	4 LAPS	2:00.929	83	1 LAP	1:33.850
22	34.447	1:29.499	28	18.447	1:28.774	31	1 LAP	1:33.875	26	2 LAPS	1:43.995
29	34.585	1:29.643	42	1 LAP	1:36.475	28	20.013	1:29.626	31	1 LAP	1:35.343
18	35.425	1:29.976	22	35.398	1:29.420	96	2 LAPS	1:44.960	28	21.713	1:29.975
69	1 LAP	1:40.470	18	37.468	1:30.512	42	1 LAP	1:36.816	22	39.213	1:30.531
41	55.284	1:32.033	29	38.619	1:32.503	22	36.957	1:29.619	99	4 LAPS	2:00.210
37	59.790	1:31.432	41	58.916	1:32.101	18	38.396	1:28.988	18	39.786	1:29.665
33	1:01.127	1:31.382	69	1 LAP	1:39.273	29	46.774	1:36.215	96	2 LAPS	1:44.765
32	1:01.611	1:31.062	37	1:02.939	1:31.618	41	1:02.580	1:31.724	42	1 LAP	1:37.994
99	3 LAPS	2:05.837	32	1:03.938	1:30.796	37	1:06.879	1:32.000	29	50.417	1:31.918
26	1 LAP	1:39.469	33	1:04.028	1:31.370	32	1:06.999	1:31.121	41	1:05.776	1:31.471
53	1:20.947	1:33.756	26	1 LAP	1:41.291	33	1:08.366	1:32.398	37	1:10.080	1:31.476
83	1:23.277	1:32.234	53	1:26.715	1:34.237	69	1 LAP	1:39.527	32	1:10.210	1:31.486
									33	1:11.514	1:31.423
									69	1 LAP	1:39.523

HSCC Historic Road Sports Championship

RACE 12 - CLASSIFICATION

POS	NO	CL	NAME	ENTRY	LAPS	TIME	GAP	DIFF	MPH	BEST	ON
1	92	A	James PATERSON	Morgan Plus 8	12	20:26.962			79.18	1:40.083	3
2	65	A	Julian DODD	TVR Griffith	12	20:36.273	9.311	9.311	78.58	1:41.464	3
3	54	C	Martin HALLIDAY	Lotus Seven S3	12	20:54.050	27.088	17.777	77.47	1:42.018	2
4	81	A	Roger WILLS	Chevrolet Corvette	12	20:54.847	27.885	0.797	77.42	1:42.617	9
5	69	C	Andy SHEPHERD	Lotus Seven S2	12	20:59.198	32.236	4.351	77.15	1:41.807	9
6	46	C	Paul TOOMS	Lotus Elan S4	12	21:00.280	33.318	1.082	77.09	1:43.300	10
7	51	C	Peter SHAW	Lotus Elan	12	21:19.307	52.345	19.027	75.94	1:42.054	2
8	2	D	Robert BARRIE	Porsche 911S	12	21:26.635	59.673	7.328	75.51	1:45.912	11
9	28	Inv	Mark GARRITT	TVR Griffith 400	12	21:37.882	1:10.920	11.247	74.85	1:44.082	4
10	63	B	Colin SHARP	Triumph TR5	12	21:52.200	1:25.238	14.318	74.04	1:46.148	5
11	86	C	John WARD	TVR Vixen S2	12	21:56.490	1:29.528	4.290	73.79	1:46.511	9
12	11	A	Charles COOK	Jaguar E Type	12	22:05.317	1:38.355	8.827	73.30	1:47.121	5
13	42	C	Michael SMITH	Lotus Elan	12	22:17.098	1:50.136	11.781	72.66	1:48.049	8
14	71	E	Dick COFFEY	Turner Mk1	11	20:28.002	1 lap	1 lap	72.52	1:49.560	5
15	66	B	Mark HOBLE	Morgan Plus 4	11	20:45.508	1 lap	17.506	71.50	1:51.126	6
16	47	D	Peter TOGNOLA	Porsche 911	11	20:53.931	1 lap	8.423	71.02	1:52.336	7
17	22	F	John FITZGERALD	Turner Mk2	11	20:54.341	1 lap	0.410	71.00	1:51.326	3
18	72	E	Jim GATHERCOLE	MG Midget	11	20:55.628	1 lap	1.287	70.92	1:50.811	10
19	32	E	Patrick WARD-BOOTH	Ginetta G4	11	21:09.576	1 lap	13.948	70.14	1:50.398	3
20	31	B	James OWEN	Triumph TR5	11	21:10.779	1 lap	1.203	70.08	1:51.620	11
21	78	B	Jonathon RUSHTON	Morgan Plus 4	11	21:12.003	1 lap	1.224	70.01	1:49.937	6
22	21	D	Rebecca RUFF	Porsche 911	11	21:30.581	1 lap	18.578	69.00	1:53.169	9
23	34	B	Mark SHEARS	Morgan Plus 4	11	21:50.985	1 lap	20.404	67.93	1:56.154	10
24	8	B	John CLARKE	Morgan Plus 4	11	21:51.836	1 lap	0.851	67.88	1:48.694	11
25	94	Inv	Jon MCDONALD	MGB	11	21:54.814	1 lap	2.978	67.73	1:56.417	10
26	12	F	James WISEMAN	Alfa Romeo Guilietta	11	22:10.186	1 lap	15.372	66.95	1:57.887	8
27	88	B	Andrew SOMERVILLE	Triumph TR4	11	22:10.629	1 lap	0.443	66.93	1:57.027	10
28	50	C	Rachel WATTS	Lotus Elan	11	22:13.202	1 lap	2.573	66.80	1:57.327	4
29	38	D	Ian CONWAY	MGB	10	21:05.486	2 laps	1 lap	63.97	2:02.507	2

NOT CLASSIFIED

DNF	3	A	Martin EDRIDGE	Ford Mustang	9	16:20.489	3 laps	1 lap	74.31	1:45.623	8
DNF	43	C	Cliff BRINDLEY	Lotus Elan S4	4	7:32.194	8 laps	5 laps	71.61	1:49.392	3
DNF	83	F	Daniel WOOD	JWF Italia	4	8:33.430	8 laps	1:01.236	63.07	1:59.540	2
DNF	82	C	Mark WILSON	Lotus Elan S4	2	4:12.321	10 laps	2 laps	64.17	1:57.234	2
DNF	37	D	Mervyn SELWYN	Porsche 911S	0	12.250					

FASTEST LAP

2	D	Robert BARRIE	Porsche 911S	11	1:45.912	76.44 mph	123.02 kph
92	A	James PATERSON	Morgan Plus 8	3	1:40.083	80.89 mph	130.19 kph
63	B	Colin SHARP	Triumph TR5	5	1:46.148	76.27 mph	122.75 kph
22	F	John FITZGERALD	Turner Mk2	3	1:51.326	72.72 mph	117.04 kph
71	E	Dick COFFEY	Turner Mk1	5	1:49.560	73.89 mph	118.92 kph
69	C	Andy SHEPHERD	Lotus Seven S2	9	1:41.807	79.52 mph	127.98 kph
28	Inv	Mark GARRITT	TVR Griffith 400	4	1:44.082	77.78 mph	125.18 kph

Weather / Track : Sunny / Dry

These results are provisional until the conclusion of any judicial and technical matters.

Silverstone International
Circuit Length = 2.2490 miles
Start: 16:02 End: 16:25

Clerk of Course :	Timekeeper :
-------------------	--------------

HSCC Historic Road Sports Championship

RACE 12 - LAP CHART

Lap 1			Lap 2			Lap 3			Lap 4			Lap 5		
No	Behind	Laptime	No	Behind	Laptime	No	Behind	Laptime	No	Behind	Laptime	No	Behind	Laptime
65		1:43.941	65		1:42.116	65		1:41.464	92		1:40.763	92		1:40.645
46	0.929	1:45.176	92	2.055	1:41.373	92	0.674	1:40.083	65	0.392	1:41.829	65	3.226	1:43.479
92	2.798	1:47.064	46	2.292	1:43.479	46	4.549	1:43.721	46	6.840	1:43.728	46	9.611	1:43.416
51	3.174	1:46.809	51	3.112	1:42.054	51	5.077	1:43.429	51	7.816	1:44.176	54	11.247	1:44.068
54	3.624	1:46.901	54	3.526	1:42.018	54	5.271	1:43.209	54	7.824	1:43.990	51	12.857	1:45.686
81	5.462	1:48.788	81	7.569	1:44.223	8	1 LAP	1:53.490	81	11.006	1:42.653	81	13.492	1:43.131
69	5.491	1:47.779	69	9.462	1:46.087	81	9.790	1:43.685	69	13.224	1:43.519	69	14.778	1:42.199
2	6.066	1:48.173	2	10.151	1:46.201	69	11.142	1:43.144	8	1 LAP	1:51.985	2	25.617	1:46.581
28	8.131	1:49.830	28	10.579	1:44.564	2	14.944	1:46.257	2	19.681	1:46.174	28	26.952	1:45.050
43	11.369	1:53.018	43	20.023	1:50.770	28	19.902	1:50.787	28	22.547	1:44.082	8	1 LAP	1:50.812
86	11.371	1:52.110	11	20.339	1:50.375	11	27.449	1:48.574	3	33.329	1:46.152	3	39.491	1:46.807
11	12.080	1:53.426	86	20.946	1:51.691	43	27.951	1:49.392	11	34.771	1:48.759	11	41.247	1:47.121
63	12.842	1:54.843	63	21.082	1:50.356	63	28.348	1:48.730	63	36.488	1:49.577	63	41.991	1:46.148
71	13.308	1:53.879	71	22.359	1:51.167	3	28.614	1:46.572	43	37.434	1:50.920	86	44.110	1:46.951
66	13.798	1:53.974	66	23.228	1:51.546	86	30.814	1:51.332	86	37.804	1:48.427	71	49.178	1:49.560
47	14.768	1:53.889	3	23.506	1:48.824	71	32.105	1:51.210	71	40.263	1:49.595	42	53.873	1:49.850
78	16.363	1:55.833	47	25.517	1:52.865	66	34.303	1:52.539	66	44.405	1:51.539	66	55.536	1:51.776
3	16.798	1:54.015	42	27.950	1:51.878	47	36.515	1:52.462	42	44.668	1:49.325	78	58.604	1:50.590
72	17.091	1:56.585	78	28.807	1:54.560	42	36.780	1:50.294	78	48.659	1:51.908	47	1:03.068	1:54.100
22	17.782	1:56.744	72	29.440	1:54.465	78	38.188	1:50.845	47	49.613	1:54.535	22	1:03.808	1:54.249
32	17.846	1:57.061	32	29.510	1:53.780	32	38.444	1:50.398	32	49.780	1:52.773	72	1:04.410	1:54.657
42	18.188	1:56.818	22	29.992	1:54.326	72	39.549	1:51.573	22	50.204	1:51.787	32	1:17.882	2:08.747
50	22.385	2:00.136	31	39.276	1:58.123	22	39.854	1:51.326	72	50.398	1:52.286	31	1:20.145	1:55.541
21	22.735	2:00.229	50	40.158	1:59.889	31	52.617	1:54.805	31	1:05.249	1:54.069	21	1:25.810	1:57.127
31	23.269	2:01.018	82	40.462	1:57.234	21	56.469	1:57.248	21	1:09.328	1:54.296	50	1:30.742	1:58.504
34	25.093	2:02.185	21	40.685	2:00.066	50	56.993	1:58.299	50	1:12.883	1:57.327	34	1:32.285	1:58.634
82	25.344	2:01.783	34	41.304	1:58.327	34	58.743	1:58.903	34	1:14.296	1:56.990	94	1:33.147	1:58.614
12	26.044	2:02.904	94	43.573	1:57.838	94	59.574	1:57.465	94	1:15.178	1:57.041	12	1:42.234	2:01.408
94	27.851	2:03.810	12	43.967	2:00.039	12	1:02.362	1:59.859	12	1:21.471	2:00.546			
83	28.628	2:03.885	83	46.052	1:59.540	83	1:05.549	2:00.961	88	1:28.251	2:01.154			
38	31.106	2:06.958	88	51.366	1:59.615	88	1:08.534	1:58.632	38	1:37.857	2:04.383			
88	33.867	2:09.175	38	51.497	2:02.507	38	1:14.911	2:04.878	83	1:38.670	2:14.558			
8	1:38.422	3:18.166												

HSCC Historic Road Sports Championship

RACE 12 - LAP CHART

Lap 6			Lap 7			Lap 8			Lap 9			Lap 10		
No	Behind	Laptime	No	Behind	Laptime	No	Behind	Laptime	No	Behind	Laptime	No	Behind	Laptime
92		1:42.628	92		1:43.334	92		1:40.405	92		1:41.382	92		1:41.005
65	3.078	1:42.480	65	2.090	1:42.346	65	3.792	1:42.107	65	4.330	1:41.920	47	1 LAP	1:52.702
88	1 LAP	1:59.385	50	1 LAP	1:58.832	21	1 LAP	1:55.303	78	1 LAP	2:15.603	65	5.108	1:41.783
46	11.208	1:44.225	34	1 LAP	1:57.728	46	15.018	1:43.793	32	1 LAP	1:53.346	22	1 LAP	1:53.600
54	11.488	1:42.869	94	1 LAP	1:58.337	54	15.312	1:44.180	31	1 LAP	1:53.831	72	1 LAP	1:54.916
81	14.114	1:43.250	54	11.537	1:43.383	69	18.252	1:43.767	46	17.061	1:43.425	46	19.356	1:43.300
69	15.063	1:42.913	46	11.630	1:43.756	81	20.001	1:45.768	69	18.677	1:41.807	69	20.050	1:42.378
51	18.841	1:48.612	81	14.638	1:43.858	50	1 LAP	1:58.193	54	19.740	1:45.810	32	1 LAP	1:54.289
38	1 LAP	2:05.553	69	14.890	1:43.161	34	1 LAP	1:59.008	81	21.236	1:42.617	54	21.330	1:42.595
2	29.227	1:46.238	12	1 LAP	1:59.722	94	1 LAP	1:58.776	21	1 LAP	1:55.378	78	1 LAP	1:56.380
28	29.577	1:45.253	88	1 LAP	1:58.173	51	31.916	1:48.851	51	38.026	1:47.492	31	1 LAP	1:52.201
8	1 LAP	1:48.993	51	23.470	1:47.963	12	1 LAP	1:58.318	34	1 LAP	1:57.544	81	23.318	1:43.087
3	43.354	1:46.491	2	33.042	1:47.149	88	1 LAP	1:59.421	94	1 LAP	1:58.040	21	1 LAP	1:53.169
11	46.843	1:48.224	28	33.256	1:47.013	28	38.920	1:46.069	50	1 LAP	2:00.684	51	42.871	1:45.850
63	47.090	1:47.727	8	1 LAP	1:49.444	2	39.841	1:47.204	28	43.435	1:45.897	2	50.562	1:46.926
86	48.111	1:46.629	38	1 LAP	2:04.955	8	1 LAP	1:49.866	2	44.641	1:46.182	28	51.528	1:49.098
71	56.373	1:49.823	3	45.960	1:45.940	3	51.178	1:45.623	12	1 LAP	1:57.887	34	1 LAP	1:56.190
42	59.620	1:48.375	63	51.400	1:47.644	63	58.939	1:47.944	88	1 LAP	1:57.391	94	1 LAP	1:56.696
66	1:04.034	1:51.126	86	54.292	1:49.515	86	1:01.622	1:47.735	3	57.335	1:47.539	50	1 LAP	2:02.688
78	1:05.913	1:49.937	11	57.772	1:54.263	11	1:05.901	1:48.534	8	1 LAP	1:49.751	12	1 LAP	1:59.283
47	1:13.101	1:52.661	71	1:03.379	1:50.340	38	1 LAP	2:05.851	63	1:03.873	1:46.316	8	1 LAP	1:51.046
22	1:13.616	1:52.436	42	1:05.495	1:49.209	71	1:12.629	1:49.655	86	1:06.751	1:46.511	88	1 LAP	1:57.868
72	1:14.170	1:52.388	66	1:12.157	1:51.457	42	1:13.139	1:48.049	11	1:12.391	1:47.872	63	1:11.591	1:48.723
32	1:26.868	1:51.614	78	1:12.710	1:50.131	66	1:23.156	1:51.404	42	1:20.501	1:48.744	86	1:13.928	1:48.182
31	1:30.112	1:52.595	47	1:22.103	1:52.336	47	1:34.334	1:52.636	71	1:21.639	1:50.392	11	1:21.108	1:49.722
21	1:40.082	1:56.900	22	1:22.530	1:52.248	72	1:34.851	1:52.718	38	1 LAP	2:03.571	42	1:31.245	1:51.749
			72	1:22.538	1:51.702	22	1:34.969	1:52.844	66	1:35.134	1:53.360	71	1:33.457	1:52.823
			32	1:35.987	1:52.453									
			31	1:39.367	1:52.589									

HSCC Historic Road Sports Championship

RACE 12 - LAP CHART

Lap 11			Lap 12		
No	Behind	Laptime	No	Behind	Laptime
92		1:41.466	92		1:41.337
66	1 LAP	1:54.374	71	1 LAP	1:50.386
65	9.182	1:45.540	65	9.311	1:41.466
38	2 LAPS	2:07.248	66	1 LAP	1:52.846
47	1 LAP	1:52.728	47	1 LAP	1:52.395
22	1 LAP	1:51.746	54	27.088	1:43.855
72	1 LAP	1:50.811	22	1 LAP	1:52.254
69	21.551	1:42.967	81	27.885	1:43.302
46	21.681	1:43.791	72	1 LAP	1:53.278
54	24.570	1:44.706	69	32.236	1:52.022
81	25.920	1:44.068	46	33.318	1:52.974
32	1 LAP	1:52.111	38	2 LAPS	2:05.691
78	1 LAP	1:52.884	32	1 LAP	1:52.476
31	1 LAP	1:52.393	31	1 LAP	1:51.620
51	47.727	1:46.322	78	1 LAP	1:53.059
21	1 LAP	1:55.212	51	52.345	1:45.955
2	55.008	1:45.912	2	59.673	1:46.002
28	1:01.518	1:51.456	21	1 LAP	1:53.404
34	1 LAP	1:56.154	28	1:10.920	1:50.739
94	1 LAP	1:56.417	34	1 LAP	1:56.671
8	1 LAP	1:49.590	8	1 LAP	1:48.694
63	1:19.680	1:49.555	63	1:25.238	1:46.895
86	1:22.125	1:49.663	94	1 LAP	1:57.996
50	1 LAP	2:03.466	86	1:29.528	1:48.740
12	1 LAP	1:58.561	11	1:38.355	1:49.871
88	1 LAP	1:57.027	12	1 LAP	1:58.776
11	1:29.821	1:50.179	88	1 LAP	1:58.353
42	1:39.301	1:49.522	50	1 LAP	2:03.192
			42	1:50.136	1:52.172

Historic Formula 2 Trophy Race

RACE 13 - CLASSIFICATION

POS	NO	CL	NAME	ENTRY	LAPS	TIME	GAP	DIFF	MPH	BEST	ON
1	46	C	Steve MAXTED	Lola T360	15	21:20.434			94.84	1:24.159	4
2	60	A	Bob JUGGINS	Lola T240	15	21:26.719	6.285	6.285	94.38	1:24.227	8
3	12	C	Peter MEYRICK	March 782	15	21:38.341	17.907	11.622	93.53	1:24.706	5
4	51	C	Michael HIBBERD	Brabham BT38	15	22:07.744	47.310	29.403	91.46	1:27.007	2
5	67	A	Simon PERKINS	March 71BM	14	21:26.063	1 lap	1 lap	88.13	1:29.209	12
6	90	B	Daryl TAYLOR	March 78B	14	21:49.765	1 lap	23.702	86.54	1:28.115	13
7	88	A	Michael SCOTT	Brabham BT30	14	21:53.625	1 lap	3.860	86.28	1:31.336	6
8	47	D	John MOULDS	Brabham BT23	14	22:05.157	1 lap	11.532	85.53	1:32.544	14
9	77	B	Chris ALFORD	Palliser WDBF2	14	22:08.071	1 lap	2.914	85.34	1:31.779	14
10	14	D1	Nick OVERALL	Brabham BT35	13	21:46.249	2 laps	1 lap	80.57	1:35.360	10
11	84	D	Roger BEVAN	Brabham BT21A	12	21:29.302	3 laps	1 lap	75.35	1:37.123	8

NOT CLASSIFIED

DNF	7	B	Chris SHARPLES	Chevron B29	13	20:20.594	2 laps	0.000	86.23	1:29.271	12
DNC	27	C	Bo WARMENIUS	March 772	11	22:21.926	4 laps	2 laps	66.36	1:24.597	5
DNF	50	A	Paul BASON	March 712	10	16:06.713	5 laps	1 lap	83.75	1:32.961	9
DNF	57	B	Neil FOWLER	March 712	7	11:08.318	8 laps	3 laps	84.80	1:24.069	5
DNF	20	A	David BROWN	Brabham BT30	3	5:56.841	12 laps	4 laps	68.06	1:47.291	1
DNF	37	A	Lincoln SMALL	Brabham BT30	2	3:58.267	13 laps	1 lap	67.96	1:41.698	1
DNS	65	B	Bob SELLIX	Lyncar 001	0						

FASTEST LAP

57	B	Neil FOWLER	March 712	5	1:24.069	96.30 mph	154.98 kph
46	C	Steve MAXTED	Lola T360	4	1:24.159	96.20 mph	154.82 kph
14	D1	Nick OVERALL	Brabham BT35	10	1:35.360	84.90 mph	136.63 kph
60	A	Bob JUGGINS	Lola T240	8	1:24.227	96.12 mph	154.69 kph
47	D	John MOULDS	Brabham BT23	14	1:32.544	87.48 mph	140.79 kph

Weather / Track : Sunny / Dry

These results are provisional until the conclusion of any judicial and technical matters.

Silverstone International
Circuit Length = 2.2490 miles
Start: 16:38 End: 17:00

Clerk of Course :	Timekeeper :
-------------------	--------------

Historic Formula 2 Trophy Race

RACE 13 - LAP CHART

Lap 1			Lap 2			Lap 3			Lap 4			Lap 5		
No	Behind	Laptime	No	Behind	Laptime	No	Behind	Laptime	No	Behind	Laptime	No	Behind	Laptime
46		1:25.569	46		1:25.309	46		1:25.186	46		1:24.159	46		1:24.604
57	0.973	1:26.365	27	2.472	1:26.292	57	5.006	1:27.158	57	5.611	1:24.764	57	5.076	1:24.069
27	1.489	1:26.786	57	3.034	1:27.370	27	5.137	1:27.851	27	6.235	1:25.257	27	6.228	1:24.597
60	2.183	1:27.698	60	3.511	1:26.637	60	5.619	1:27.294	60	6.936	1:25.476	60	6.645	1:24.313
51	3.312	1:28.122	51	5.010	1:27.007	12	7.883	1:27.567	12	8.670	1:24.946	12	8.772	1:24.706
12	5.946	1:27.326	12	5.502	1:24.865	51	10.503	1:30.679	20	1 LAP	2:10.237 P	51	17.326	1:27.682
7	10.187	1:33.785	7	22.479	1:37.601	7	31.078	1:33.785	51	14.248	1:27.904	7	44.117	1:30.918
47	11.170	1:34.873	47	23.404	1:37.543	67	33.138	1:31.294	7	37.803	1:30.884	67	46.846	1:31.097
50	15.101	1:38.399	77	25.555	1:34.879	47	33.924	1:35.706	67	40.353	1:31.374	88	52.183	1:32.098
88	15.241	1:38.450	67	27.030	1:33.566	88	36.702	1:33.908	47	43.946	1:34.181	47	53.298	1:33.956
77	15.985	1:37.425	88	27.980	1:38.048	50	43.104	1:37.906	88	44.689	1:32.146	77	1:02.344	1:32.258
67	18.773	1:38.454	50	30.384	1:40.592	77	45.492	1:45.123	77	54.690	1:33.357	50	1:06.199	1:34.405
84	19.867	1:41.129	84	33.767	1:39.209	84	49.117	1:40.536	50	56.398	1:37.453	90	1:08.828	1:32.403
37	21.666	1:41.698	14	34.556	1:37.983	14	49.545	1:40.175	90	1:01.029	1:35.157	84	1:18.029	1:38.127
14	21.882	1:43.855	90	42.701	1:34.033	90	50.031	1:32.516	84	1:04.506	1:39.548	14	1:18.329	1:37.960
20	28.011	1:47.291	20	52.709	1:50.007				14	1:04.973	1:39.587			
90	33.977	1:55.885	37	1:04.372	2:08.015									

Historic Formula 2 Trophy Race

RACE 13 - LAP CHART

Lap 6			Lap 7			Lap 8			Lap 9			Lap 10		
No	Behind	Laptime	No	Behind	Laptime	No	Behind	Laptime	No	Behind	Laptime	No	Behind	Laptime
46		1:24.562	46		1:25.748	46		1:24.959	46		1:25.432	46		1:25.396
27	7.341	1:25.675	84	1 LAP	1:39.355	60	6.673	1:24.227	90	1 LAP	1:32.070	60	6.993	1:25.840
60	7.652	1:25.569	60	7.405	1:25.501	12	11.312	1:26.341	60	6.549	1:25.308	77	1 LAP	1:34.952
57	8.375	1:27.861	27	9.264	1:27.671	27	12.799	1:28.494	50	1 LAP	1:35.266	90	1 LAP	1:30.963
12	9.211	1:25.001	12	9.930	1:26.467	84	1 LAP	1:37.984	12	10.739	1:24.859	12	10.791	1:25.448
51	20.569	1:27.805	14	1 LAP	1:44.637	51	26.052	1:28.386	27	16.071	1:28.704	50	1 LAP	1:32.961
7	52.617	1:33.062	51	22.625	1:27.804	14	1 LAP	1:49.988	51	28.597	1:27.977	51	34.750	1:31.549
67	52.716	1:30.432	67	57.748	1:30.780	67	1:03.569	1:30.780	84	1 LAP	1:37.123	27	38.926	1:48.251
88	58.957	1:31.336	7	58.712	1:31.843	7	1:04.941	1:31.188	14	1 LAP	1:36.847	84	1 LAP	1:52.907 P
47	1:01.429	1:32.693	88	1:05.940	1:32.731	88	1:12.428	1:31.447	67	1:09.598	1:31.461	14	1 LAP	1:37.605
77	1:10.562	1:32.780	47	1:08.685	1:33.004	47	1:16.755	1:33.029	7	1:10.407	1:30.898	67	1:13.656	1:29.454
50	1:15.923	1:34.286	57	1:10.164	2:27.537	77	1:25.353	1:33.313	88	1:18.551	1:31.555	7	1:15.055	1:30.044
90	1:16.652	1:32.386	77	1:16.999	1:32.185				47	1:24.460	1:33.137			
			90	1:23.167	1:32.263									
			50	1:23.879	1:33.704									

Historic Formula 2 Trophy Race

RACE 13 - LAP CHART

Lap 11			Lap 12			Lap 13			Lap 14			Lap 15		
No	Behind	Laptime	No	Behind	Laptime	No	Behind	Laptime	No	Behind	Laptime	No	Behind	Laptime
46		1:26.679	46		1:25.067	46		1:25.274	46		1:24.911	46		1:24.562
88	1 LAP	1:35.414	60	4.926	1:25.066	60	5.357	1:25.705	60	6.205	1:25.759	67	1 LAP	1:30.290
60	4.927	1:24.613	88	1 LAP	1:32.848	12	14.639	1:26.613	14	2 LAPS	1:40.958	60	6.285	1:24.642
47	1 LAP	1:37.513	12	13.300	1:28.113	88	1 LAP	1:33.593	12	15.947	1:26.219	84	3 LAPS	1:38.667
12	10.254	1:26.142	90	1 LAP	1:28.806	90	1 LAP	1:28.740	7	1 LAP	1:52.578 P	12	17.907	1:26.522
90	1 LAP	1:30.594	47	1 LAP	1:34.587	47	1 LAP	1:33.994	90	1 LAP	1:28.115	14	2 LAPS	1:39.236
77	1 LAP	1:34.116	77	1 LAP	1:32.487	77	1 LAP	1:33.628	88	1 LAP	1:31.725	90	1 LAP	1:29.156
50	1 LAP	1:36.453	51	38.961	1:27.109	51	41.325	1:27.638	47	1 LAP	1:33.514	88	1 LAP	1:32.949
51	36.919	1:28.848	84	2 LAPS	2:58.873	84	2 LAPS	1:38.520	77	1 LAP	1:32.643	47	1 LAP	1:32.544
14	1 LAP	1:35.360	14	1 LAP	1:35.445	67	1:24.812	1:29.293	51	44.029	1:27.615	51	47.310	1:27.843
67	1:16.651	1:29.674	67	1:20.793	1:29.209							77	1 LAP	1:31.779
7	1:18.125	1:29.749	7	1:22.329	1:29.271							27	4 LAPS	7:29.059

Historic Formula Ford 2000

RACE 14 - CLASSIFICATION

POS	NO	CL	NAME	ENTRY	LAPS	TIME	GAP	DIFF	MPH	BEST	ON
1	98		Russell LOVE	Lola T580	13	20:07.319			87.17	1:31.410	10
2	35		Colin WRIGHT	Reynard SF79	13	20:07.795	0.476	0.476	87.14	1:31.463	12
3	45		Trevor ARKELL	Reynard SF81	13	20:11.988	4.669	4.193	86.84	1:31.320	12
4	65		Peter DENHAM	Reynard SF78	13	20:12.503	5.184	0.515	86.80	1:31.457	12
5	34		Dale SPRUCE	Reynard SF79	13	20:25.351	18.032	12.848	85.89	1:31.456	11
6	72		Andrew STORER	Royale RP27	13	20:36.286	28.967	10.935	85.13	1:33.165	11
7	53		Roger PRICE	Delta T79	13	20:39.670	32.351	3.384	84.90	1:33.258	12
8	7		Derek WATLING	Reynard SF79	13	21:10.182	1:02.863	30.512	82.86	1:33.054	8
9	43		Jan LANGDON	Reynard SF78	13	21:11.397	1:04.078	1.215	82.78	1:34.148	13
10	51		Stuart OLLEY	Delta T79	13	21:20.698	1:13.379	9.301	82.18	1:35.080	7
11	29		Eric HOULT	Lola T580	13	21:25.125	1:17.806	4.427	81.90	1:34.606	12
12	25		Antony RAINE	Merlyn MK28	13	21:28.427	1:21.108	3.302	81.69	1:36.842	7
13	74		Seamus DOYLE	Lola T580	13	21:28.751	1:21.432	0.324	81.67	1:35.431	13
14	33		Ben ATKINSON-WILLES	Reynard SF79	12	21:23.074	1 lap	1 lap	75.72	1:31.085	7

NOT CLASSIFIED

DNF	83		Jon LUCAS	Reynard SF79	3	5:00.728	10 laps	9 laps	80.76	1:36.137	3
DNF	49		Tom MILLS	Delta T80	3	5:57.458	10 laps	56.730	67.94	1:36.970	2
DNF	24		Alan GAPE	Royale RP27	2	3:31.781	11 laps	1 lap	76.45	1:39.662	2
DNF	70		John TAYLOR	Royale RP27	2	3:41.604	11 laps	9.823	73.07	1:43.706	2
DNF	36		James LEDAMUN	Crossle 51F	2	3:44.495	11 laps	2.891	72.12	1:36.818	2
DNF	64		Janet SHERRY	Royale RP27	1	3:54.567	12 laps	1 lap	34.51	3:43.469	1
DNS	4		Steve GARDINER	Reynard SF80	0						
DNS	28		Jonny DIMSDALE	Van Diemen RF78	0						
DNS	60		Nigel GRANT	Delta T78	0						

FASTEST LAP

33	Ben ATKINSON-WILLES	Reynard SF79	7	1:31.085	88.88 mph	143.05 kph
----	---------------------	--------------	---	----------	-----------	------------

Weather / Track : Sunny / Dry

These results are provisional until the conclusion of any judicial and technical matters.

Silverstone International
Circuit Length = 2.2490 miles
Start: 17:25 End: 17:47

Clerk of Course :	Timekeeper :
-------------------	--------------

Historic Formula Ford 2000

RACE 14 - LAP CHART

Lap 1			Lap 2			Lap 3			Lap 4			Lap 5		
No	Behind	Laptime	No	Behind	Laptime	No	Behind	Laptime	No	Behind	Laptime	No	Behind	Laptime
98		1:36.941	98		1:33.063	98		1:32.659	98		1:32.956	98		1:32.504
35	0.407	1:36.589	35	0.652	1:33.308	35	0.341	1:32.348	35	0.487	1:33.102	35	0.352	1:32.369
34	1.759	1:38.011	34	1.852	1:33.156	34	1.749	1:32.556	34	3.017	1:34.224	34	2.983	1:32.470
45	2.317	1:37.985	45	2.716	1:33.462	45	3.181	1:33.124	45	3.554	1:33.329	45	3.630	1:32.580
33	2.579	1:39.077	65	3.215	1:33.628	65	3.782	1:33.226	65	4.037	1:33.211	65	4.132	1:32.599
65	2.650	1:37.273	53	4.693	1:34.404	53	6.669	1:34.635	53	8.917	1:35.204	53	11.679	1:35.266
53	3.352	1:38.698	72	6.510	1:33.867	72	7.562	1:33.711	72	9.914	1:35.308	72	12.411	1:35.001
72	5.706	1:38.909	83	10.311	1:37.182	83	13.789	1:36.137	33	1 LAP	2:44.523	51	36.881	1:37.241
83	6.192	1:38.935	29	13.055	1:38.055	43	17.978	1:37.371	51	32.144	1:45.278	25	38.514	1:38.622
29	8.063	1:40.381	43	13.266	1:37.970	29	18.876	1:38.480	25	32.396	1:42.765	43	39.085	1:35.888
43	8.359	1:40.416	51	16.196	1:38.908	51	19.822	1:36.285	43	35.701	1:50.679	74	44.487	1:39.476
51	10.351	1:42.232	24	17.501	1:39.662	25	22.587	1:37.612	74	37.515	1:44.390	29	44.648	1:38.963
25	10.665	1:42.478	25	17.634	1:40.032	74	26.081	1:39.951	29	38.189	1:52.269	7	44.794	1:36.760
24	10.902	1:42.118	74	18.789	1:40.269	7	37.067	1:39.008	7	40.538	1:36.427	33	1 LAP	2:29.818
74	11.583	1:42.705	70	27.324	1:43.706	49	1:10.519	2:00.597						
70	16.681	1:46.803	36	30.215	1:36.818									
36	26.460	1:58.704	7	30.718	1:35.444									
7	28.337	1:58.457	33	35.916	2:06.400									
49	38.674	2:08.795	64	1 LAP	3:43.469 P									
			49	42.581	1:36.970									

Historic Formula Ford 2000

RACE 14 - LAP CHART

Lap 6			Lap 7			Lap 8			Lap 9			Lap 10		
No	Behind	Laptime	No	Behind	Laptime	No	Behind	Laptime	No	Behind	Laptime	No	Behind	Laptime
98		1:32.002	98		1:31.822	98		1:32.147	98		1:31.823	98		1:31.410
35	0.384	1:32.034	35	0.373	1:31.811	35	0.316	1:32.090	35	0.319	1:31.826	35	0.789	1:31.880
34	2.746	1:31.765	34	2.989	1:32.065	34	2.906	1:32.064	34	3.043	1:31.960	34	3.153	1:31.520
45	3.338	1:31.710	45	3.316	1:31.800	45	3.138	1:31.969	65	3.690	1:31.778	45	4.878	1:32.553
65	4.273	1:32.143	65	4.081	1:31.630	65	3.735	1:31.801	45	3.735	1:32.420	65	5.288	1:33.008
53	14.720	1:35.043	53	17.479	1:34.581	53	20.220	1:34.888	72	22.740	1:34.168	72	24.791	1:33.461
72	15.129	1:34.720	72	17.720	1:34.413	72	20.395	1:34.822	53	24.182	1:35.785	53	27.131	1:34.359
51	41.880	1:37.001	51	45.138	1:35.080	51	48.421	1:35.430	43	53.050	1:36.016	43	56.382	1:34.742
43	43.426	1:36.343	43	45.779	1:34.175	43	48.857	1:35.225	51	53.916	1:37.318	7	58.099	1:34.183
25	43.588	1:37.076	25	48.608	1:36.842	25	53.329	1:36.868	7	55.326	1:33.689	51	59.360	1:36.854
7	50.528	1:37.736	7	52.553	1:33.847	7	53.460	1:33.054	25	59.245	1:37.739	25	1:05.771	1:37.936
29	50.783	1:38.137	29	55.826	1:36.865	29	1:00.481	1:36.802	29	1:05.115	1:36.457	29	1:09.061	1:35.356
74	51.960	1:39.475	74	57.234	1:37.096	74	1:01.394	1:36.307	74	1:06.252	1:36.681	74	1:10.291	1:35.449
33	1 LAP	1:32.871	33	1 LAP	1:31.417	33	1 LAP	1:31.085	33	1 LAP	1:32.179	33	1 LAP	1:31.546

Historic Formula Ford 2000

RACE 14 - LAP CHART

Lap 11			Lap 12			Lap 13		
No	Behind	Laptime	No	Behind	Laptime	No	Behind	Laptime
98		1:32.280	98		1:31.659	98		1:31.777
35	0.426	1:31.917	35	0.230	1:31.463	35	0.476	1:32.023
34	2.329	1:31.456	34	2.946	1:32.276	45	4.669	1:32.389
45	4.396	1:31.798	45	4.057	1:31.320	65	5.184	1:32.244
65	4.919	1:31.911	65	4.717	1:31.457	34	18.032	1:46.863
72	25.676	1:33.165	72	27.483	1:33.466	72	28.967	1:33.261
53	28.481	1:33.630	53	30.080	1:33.258	53	32.351	1:34.048
43	58.987	1:34.885	7	1:00.831	1:33.263	7	1:02.863	1:33.809
7	59.227	1:33.408	43	1:01.707	1:34.379	43	1:04.078	1:34.148
51	1:04.734	1:37.654	51	1:08.891	1:35.816	51	1:13.379	1:36.265
25	1:10.702	1:37.211	29	1:14.344	1:34.606	33	1 LAP	1:33.078
29	1:11.397	1:34.616	33	1 LAP	1:34.578	29	1:17.806	1:35.239
33	1 LAP	1:31.783	25	1:16.028	1:36.985	25	1:21.108	1:36.857
74	1:13.625	1:35.614	74	1:17.778	1:35.812	74	1:21.432	1:35.431