



# **HISTORIC RACE MEETING**

**Silverstone National Circuit**

**18th October 2008**



**Results Provided by Timing Solutions Ltd**  
[www.tsl-timing.com](http://www.tsl-timing.com)

# 70's Road Sports

## QUALIFYING RACE 1 - CLASSIFICATION

POS	NO	CL	NAME	ENTRY	TIME	ON	LAPS	GAP	DIFF	MPH
1	19	A	Richard PLANT	Morgan Plus 8	1:07.864	10	12			86.94
2	64	A	Paul ANDERSON	Porsche 928	1:08.090	8	13	0.226	0.226	86.65
3	29	A	Phil BRIGGS	Porsche 928	1:09.315	10	13	1.451	1.225	85.12
4	24	B	Charles BARTER	Datsun 240Z	1:09.518	7	13	1.654	0.203	84.87
5	9	B	Julian BARTER	TVR 3000M	1:09.983	12	12	2.119	0.465	84.31
6	1	C	Rory STOCKBRIDGE	Lotus Europa	1:10.432	12	12	2.568	0.449	83.77
7	43	C	Howard BENTHAM	Lotus Europa	1:11.514	8	9	3.650	1.082	82.50
8	65	C	Steve COOKE	Lotus 7 S4	1:11.613	7	12	3.749	0.099	82.39
9	5	D2	Ian JACOBS	Jensen Healey	1:11.632	12	12	3.768	0.019	82.37
10	26	B	Paul STAFFORD	Datsun 240Z	1:12.691	11	12	4.827	1.059	81.17
11	31	A	Mark BENNETT	MGB GTV8	1:12.766	10	11	4.902	0.075	81.08
12	96	B	Nigel BARNETT	Ford Capri 3000E	1:13.264	8	12	5.400	0.498	80.53
13	10	C	Nigel ASHLEY	Lotus Europa	1:14.427	4	11	6.563	1.163	79.27
14	61	D2	Luke CLARK-BAGNALL	Triumph GT6 Mk3	1:14.471	10	12	6.607	0.044	79.23
15	98	D2	Bob TROTTER	Jensen Healey	1:15.525	5	8	7.661	1.054	78.12
16	75	D2	James NAIRN	Alfa Romeo 2000GTV	1:15.755	10	11	7.891	0.230	77.88
17	89	A	Tim BRYAN	MGB GTV8	1:15.800	11	12	7.936	0.045	77.84
18	78	D2	Mark DUDLEY	Alfa Romeo 2000 GTV	1:16.228	10	11	8.364	0.428	77.40
19	47	B	Paul ASLETT	Porsche 911E	1:16.472	9	11	8.608	0.244	77.15
20	30	B	Joseph PARDEN	TVR 2500	1:16.525	9	10	8.661	0.053	77.10
21	23	D2	Will MORTON	Alfa Romeo 2000 GTV	1:16.685	10	11	8.821	0.160	76.94
22	80	D2	David LANE	Jensen Healey	1:16.753	11	11	8.889	0.068	76.87
23	62	D2	Jim BAYNAM	MGB	1:17.137	4	6	9.273	0.384	76.49
24	81	D2	John DOBSON	Alfa Romeo 2000GTV	1:19.116	11	11	11.252	1.979	74.57
25	69	D2	Peter HEAD	MGB	1:19.213	10	11	11.349	0.097	74.48
26	4	D1	Ken RORRISON	Lancia Fulvia	1:21.299	11	11	13.435	2.086	72.57
27	76	D2	David ERWIN	Alfa Romeo 2000 GTV	1:21.337	6	10	13.473	0.038	72.54
28	22	D2	Guy SMITHYMAN	Porsche 924	1:22.081	5	10	14.217	0.744	71.88
29	25	E	Stuart DOWNWARD	Lancia Fulvia	1:25.399	4	10	17.535	3.318	69.09
30	84	E	Craig COPELAND	Lancia Fulvia	1:28.343	2	4	20.479	2.944	66.78
31	35	B	Colin CAMPBELL	Ferrari Dino 246 GT	1:40.017	3	8	32.153	11.674	58.99
32	16	E	Bryan DUGDALE	Lancia Fulvia Zagato	1:43.047	1	1	35.183	3.030	57.25

Silverstone National  
 Circuit Length = 1.6390 miles  
 Start: 09:00 End: 09:17

These results are provisional until the conclusion of any judicial and technical matters.

Clerk of Course :	Timekeeper :
-------------------	--------------

## 70's Road Sports

## QUALIFYING RACE 1 - LAP ANALYSIS

<b>1</b>	<b>Rory STOCKBRIDGE</b>		<b>Lotus Europa</b>				
1 -	1:30.049	+ 19.617	9:02:42.313	7 -	1:11.011	+ 0.579	9:10:09.541
2 -	1:18.179	+ 7.747	9:04:00.492	8 -	1:11.560	+ 1.128	9:11:21.101
3 -	1:14.855	+ 4.423	9:05:15.347	9 -	1:10.723	+ 0.291	9:12:31.824
4 -	1:18.962	+ 8.530	9:06:34.309	10 -	1:11.412	+ 0.980	9:13:43.236
5 -	1:12.061	+ 1.629	9:07:46.370	11 -	1:11.092	+ 0.660	9:14:54.328
6 -	1:12.160	+ 1.728	9:08:58.530	12 -	<b>1:10.432</b>		<b>9:16:04.760</b>
<b>4</b>	<b>Ken RORRISON</b>		<b>Lancia Fulvia</b>				
1 -	1:05.071 D	+ -16.228	9:02:37.896	7 -	1:23.237	+ 1.938	9:11:29.971
2 -	1:51.948	+ 30.649	9:04:29.844	8 -	1:24.327	+ 3.028	9:12:54.298
3 -	1:25.552	+ 4.253	9:05:55.396	9 -	1:23.132	+ 1.833	9:14:17.430
4 -	1:24.061	+ 2.762	9:07:19.457	10 -	1:22.605	+ 1.306	9:15:40.035
5 -	1:23.466	+ 2.167	9:08:42.923	11 -	<b>1:21.299</b>		<b>9:17:01.334</b>
6 -	1:23.811	+ 2.512	9:10:06.734				
<b>5</b>	<b>Ian JACOBS</b>		<b>Jensen Healey</b>				
1 -	1:20.492	+ 8.860	9:02:37.896	7 -	1:12.702	+ 1.070	9:10:03.772
2 -	1:17.127	+ 5.495	9:03:55.023	8 -	1:12.951	+ 1.319	9:11:16.723
3 -	1:04.462 D	+ -7.170	9:04:59.485	9 -	1:13.127	+ 1.495	9:12:29.850
4 -	1:24.535	+ 12.903	9:06:24.020	10 -	1:12.999	+ 1.367	9:13:42.849
5 -	1:14.041	+ 2.409	9:07:38.061	11 -	1:12.449	+ 0.817	9:14:55.298
6 -	1:13.009	+ 1.377	9:08:51.070	12 -	<b>1:11.632</b>		<b>9:16:06.930</b>
<b>9</b>	<b>Julian BARTER</b>		<b>TVR 3000M</b>				
1 -	1:19.177	+ 9.194	9:02:57.102	7 -	1:10.430	+ 0.447	9:10:10.502
2 -	1:13.911	+ 3.928	9:04:11.013	8 -	1:11.103	+ 1.120	9:11:21.605
3 -	1:11.220	+ 1.237	9:05:22.233	9 -	1:10.358	+ 0.375	9:12:31.963
4 -	1:14.801	+ 4.818	9:06:37.034	10 -	1:10.735	+ 0.752	9:13:42.698
5 -	1:12.450	+ 2.467	9:07:49.484	11 -	1:10.220	+ 0.237	9:14:52.918
6 -	1:10.588	+ 0.605	9:09:00.072	12 -	<b>1:09.983</b>		<b>9:16:02.901</b>
<b>10</b>	<b>Nigel ASHLEY</b>		<b>Lotus Europa</b>				
1 -	1:25.040	+ 10.613	9:03:42.079	7 -	1:15.294	+ 0.867	9:11:15.674
2 -	1:16.725	+ 2.298	9:04:58.804	8 -	1:16.077	+ 1.650	9:12:31.751
3 -	1:15.872	+ 1.445	9:06:14.676	9 -	1:16.751	+ 2.324	9:13:48.502
4 -	<b>1:14.427</b>		<b>9:07:29.103</b>	10 -	1:15.690	+ 1.263	9:15:04.192
5 -	1:15.143	+ 0.716	9:08:44.246	11 -	1:16.429	+ 2.002	9:16:20.621
6 -	1:16.134	+ 1.707	9:10:00.380				
<b>16</b>	<b>Bryan DUGDALE</b>		<b>Lancia Fulvia Zagato</b>				
1 -	<b>1:43.047</b>		<b>9:03:29.174</b>				
<b>19</b>	<b>Richard PLANT</b>		<b>Morgan Plus 8</b>				
1 -	1:22.454	+ 14.590	9:02:35.817	7 -	1:08.474	+ 0.610	9:09:42.939
2 -	1:16.935	+ 9.071	9:03:52.752	8 -	1:09.846	+ 1.982	9:10:52.785
3 -	1:11.422	+ 3.558	9:05:04.174	9 -	1:08.599	+ 0.735	9:12:01.384
4 -	1:09.884	+ 2.020	9:06:14.058	10 -	<b>1:07.864</b>		<b>9:13:09.248</b>
5 -	1:09.790	+ 1.926	9:07:23.848	11 -	1:09.312	+ 1.448	9:14:18.560
6 -	1:10.617	+ 2.753	9:08:34.465	12 -	1:10.941	+ 3.077	9:15:29.501
<b>22</b>	<b>Guy SMITHYMAN</b>		<b>Porsche 924</b>				
1 -	1:32.194	+ 10.113	9:03:36.485	6 -	1:26.260	+ 4.179	9:11:08.937
2 -	1:23.000	+ 0.919	9:04:59.485	7 -	1:24.011	+ 1.930	9:12:32.948
3 -	1:55.798	+ 33.717	9:06:55.283	8 -	1:22.885	+ 0.804	9:13:55.833
4 -	1:25.313	+ 3.232	9:08:20.596	9 -	1:22.642	+ 0.561	9:15:18.475
5 -	<b>1:22.081</b>		<b>9:09:42.677</b>	10 -	1:23.782	+ 1.701	9:16:42.257
<b>23</b>	<b>Will MORTON</b>		<b>Alfa Romeo 2000 GTV</b>				
1 -	1:24.660	+ 7.975	9:03:04.893	7 -	1:18.484	+ 1.799	9:10:56.750
2 -	1:19.296	+ 2.611	9:04:24.189	8 -	1:17.239	+ 0.554	9:12:13.989
3 -	1:19.145	+ 2.460	9:05:43.334	9 -	1:17.408	+ 0.723	9:13:31.397
4 -	1:17.759	+ 1.074	9:07:01.093	10 -	<b>1:16.685</b>		<b>9:14:48.082</b>

Silverstone National  
Circuit Length = 1.6390 miles  
Start: 09:00 End: 09:17

## 70's Road Sports

### QUALIFYING RACE 1 - LAP ANALYSIS

5 -	1:18.817	+ 2.132	9:08:19.910	11 -	1:17.088	+ 0.403	9:16:05.170
6 -	1:18.356	+ 1.671	9:09:38.266				
<b>24</b>	<b>Charles BARTER</b>		<b>Datsun 240Z</b>				
1 -	1:19.831	+ 10.313	9:02:39.641	8 -	1:09.725	+ 0.207	9:10:57.587
2 -	1:14.066	+ 4.548	9:03:53.707	9 -	1:09.718	+ 0.200	9:12:07.305
3 -	1:13.989	+ 4.471	9:05:07.696	10 -	1:09.721	+ 0.203	9:13:17.026
4 -	1:10.480	+ 0.962	9:06:18.176	11 -	1:10.393	+ 0.875	9:14:27.419
5 -	1:10.565	+ 1.047	9:07:28.741	12 -	1:10.791	+ 1.273	9:15:38.210
6 -	1:09.603	+ 0.085	9:08:38.344	13 -	1:09.879	+ 0.361	9:16:48.089
7 -	<b>1:09.518</b>		<b>9:09:47.862</b>				
<b>25</b>	<b>Stuart DOWNWARD</b>		<b>Lancia Fulvia</b>				
1 -	1:33.379	+ 7.980	9:02:52.637	6 -	1:26.703	+ 1.304	9:10:04.010
2 -	1:28.050	+ 2.651	9:04:20.687	7 -	1:25.439	+ 0.040	9:11:29.449
3 -	1:25.479	+ 0.080	9:05:46.166	8 -	1:26.829	+ 1.430	9:12:56.278
4 -	<b>1:25.399</b>		<b>9:07:11.565</b>	9 -	1:26.958	+ 1.559	9:14:23.236
5 -	1:25.742	+ 0.343	9:08:37.307	10 -	1:25.683	+ 0.284	9:15:48.919
<b>26</b>	<b>Paul STAFFORD</b>		<b>Datsun 240Z</b>				
1 -	1:27.697	+ 15.006	9:02:42.965	7 -	1:16.080	+ 3.389	9:10:23.033
2 -	1:18.546	+ 5.855	9:04:01.511	8 -	1:14.048	+ 1.357	9:11:37.081
3 -	1:15.450	+ 2.759	9:05:16.961	9 -	1:15.817	+ 3.126	9:12:52.898
4 -	1:19.965	+ 7.274	9:06:36.926	10 -	1:13.684	+ 0.993	9:14:06.582
5 -	1:13.832	+ 1.141	9:07:50.758	11 -	<b>1:12.691</b>		<b>9:15:19.273</b>
6 -	1:16.195	+ 3.504	9:09:06.953	12 -	1:14.150	+ 1.459	9:16:33.423
<b>29</b>	<b>Phil BRIGGS</b>		<b>Porsche 928</b>				
1 -	1:20.708	+ 11.393	9:02:39.456	8 -	1:10.237	+ 0.922	9:10:57.110
2 -	1:13.565	+ 4.250	9:03:53.021	9 -	1:11.881	+ 2.566	9:12:08.991
3 -	1:12.277	+ 2.962	9:05:05.298	10 -	<b>1:09.315</b>		<b>9:13:18.306</b>
4 -	1:10.378	+ 1.063	9:06:15.676	11 -	1:09.488	+ 0.173	9:14:27.794
5 -	1:09.734	+ 0.419	9:07:25.410	12 -	1:11.286	+ 1.971	9:15:39.080
6 -	1:09.700	+ 0.385	9:08:35.110	13 -	1:10.123	+ 0.808	9:16:49.203
7 -	1:11.763	+ 2.448	9:09:46.873				
<b>30</b>	<b>Joseph PARDEN</b>		<b>TVR 2500</b>				
1 -	1:31.877	+ 15.352	9:03:45.903	6 -	1:18.123	+ 1.598	9:10:33.104
2 -	1:25.781	+ 9.256	9:05:11.684	7 -	1:17.235	+ 0.710	9:11:50.339
3 -	1:26.904	+ 10.379	9:06:38.588	8 -	1:18.148	+ 1.623	9:13:08.487
4 -	1:18.732	+ 2.207	9:07:57.320	9 -	<b>1:16.525</b>		<b>9:14:25.012</b>
5 -	1:17.661	+ 1.136	9:09:14.981	10 -	1:20.259	+ 3.734	9:15:45.271
<b>31</b>	<b>Mark BENNETT</b>		<b>MGB GTV8</b>				
1 -	1:24.154	+ 11.388	9:02:45.600	7 -	1:12.854	+ 0.088	9:10:17.613
2 -	1:16.232	+ 3.466	9:04:01.832	8 -	1:13.292	+ 0.526	9:11:30.905
3 -	1:17.221	+ 4.455	9:05:19.053	9 -	1:14.602	+ 1.836	9:12:45.507
4 -	1:16.638	+ 3.872	9:06:35.691	10 -	<b>1:12.766</b>		<b>9:13:58.273</b>
5 -	1:14.209	+ 1.443	9:07:49.900	11 -	1:15.440	+ 2.674	9:15:13.713
6 -	1:14.859	+ 2.093	9:09:04.759				
<b>35</b>	<b>Colin CAMPBELL</b>		<b>Ferrari Dino 246 GT</b>				
1 -	1:49.064	+ 9.047	9:04:21.201	5 -	1:41.470	+ 1.453	9:11:09.634
2 -	1:44.491	+ 4.474	9:06:05.692	6 -	1:43.175	+ 3.158	9:12:52.809
3 -	<b>1:40.017</b>		<b>9:07:45.709</b>	7 -	1:41.748	+ 1.731	9:14:34.557
4 -	1:42.455	+ 2.438	9:09:28.164	8 -	1:40.787	+ 0.770	9:16:15.344
<b>43</b>	<b>Howard BENTHAM</b>		<b>Lotus Europa</b>				
1 -	1:15.515	+ 4.001	9:06:41.755	6 -	1:12.381	+ 0.867	9:12:56.357
2 -	1:24.890	+ 13.376	9:08:06.645	7 -	1:14.196	+ 2.682	9:14:10.553
3 -	1:12.639	+ 1.125	9:09:19.284	8 -	<b>1:11.514</b>		<b>9:15:22.067</b>
4 -	1:12.862	+ 1.348	9:10:32.146	9 -	1:12.167	+ 0.653	9:16:34.234
5 -	1:11.830	+ 0.316	9:11:43.976				

Silverstone National  
 Circuit Length = 1.6390 miles  
 Start: 09:00 End: 09:17

## 70's Road Sports

## QUALIFYING RACE 1 - LAP ANALYSIS

<b>47</b>	<b>Paul ASLETT</b>		<b>Porsche 911E</b>				
1 -	1:29.792	+ 13.320	9:02:56.421	7 -	1:18.735	+ 2.263	9:10:47.040
2 -	1:20.145	+ 3.673	9:04:16.566	8 -	1:18.482	+ 2.010	9:12:05.522
3 -	1:18.533	+ 2.061	9:05:35.099	9 -	<b>1:16.472</b>		<b>9:13:21.994</b>
4 -	1:16.977	+ 0.505	9:06:52.076	10 -	1:17.424	+ 0.952	9:14:39.418
5 -	1:17.788	+ 1.316	9:08:09.864	11 -	1:18.802	+ 2.330	9:15:58.220
6 -	1:18.441	+ 1.969	9:09:28.305				
<b>61</b>	<b>Luke CLARK-BAGNALL</b>		<b>Triumph GT6 Mk3</b>				
1 -	1:20.419	+ 5.948	9:02:32.719	7 -	1:14.900	+ 0.429	9:10:16.710
2 -	1:16.686	+ 2.215	9:03:49.405	8 -	1:15.243	+ 0.772	9:11:31.953
3 -	1:18.521	+ 4.050	9:05:07.926	9 -	1:16.227	+ 1.756	9:12:48.180
4 -	1:22.219	+ 7.748	9:06:30.145	10 -	<b>1:14.471</b>		<b>9:14:02.651</b>
5 -	1:15.223	+ 0.752	9:07:45.368	11 -	1:14.878	+ 0.407	9:15:17.529
6 -	1:16.442	+ 1.971	9:09:01.810	12 -	1:14.935	+ 0.464	9:16:32.464
<b>62</b>	<b>Jim BAYNAM</b>		<b>MGB</b>				
1 -	1:26.110	+ 8.973	9:03:20.340	4 -	<b>1:17.137</b>		<b>9:07:14.118</b>
2 -	1:18.808	+ 1.671	9:04:39.148	5 -	1:17.623	+ 0.486	9:08:31.741
3 -	1:17.833	+ 0.696	9:05:56.981	6 -	1:18.017	+ 0.880	9:09:49.758
<b>64</b>	<b>Paul ANDERSON</b>		<b>Porsche 928</b>				
1 -	1:20.911	+ 12.821	9:02:43.005	8 -	<b>1:08.090</b>		<b>9:10:54.186</b>
2 -	1:11.638	+ 3.548	9:03:54.643	9 -	1:09.847	+ 1.757	9:12:04.033
3 -	1:12.240	+ 4.150	9:05:06.883	10 -	1:09.053	+ 0.963	9:13:13.086
4 -	1:09.224	+ 1.134	9:06:16.107	11 -	1:08.670	+ 0.580	9:14:21.756
5 -	1:11.456	+ 3.366	9:07:27.563	12 -	1:08.903	+ 0.813	9:15:30.659
6 -	1:08.593	+ 0.503	9:08:36.156	13 -	1:10.015	+ 1.925	9:16:40.674
7 -	1:09.940	+ 1.850	9:09:46.096				
<b>65</b>	<b>Steve COOKE</b>		<b>Lotus 7 S4</b>				
1 -	1:27.195	+ 15.582	9:02:42.839	7 -	<b>1:11.613</b>		<b>9:10:10.086</b>
2 -	1:17.075	+ 5.462	9:03:59.914	8 -	1:11.966	+ 0.353	9:11:22.052
3 -	1:13.410	+ 1.797	9:05:13.324	9 -	1:12.325	+ 0.712	9:12:34.377
4 -	1:20.323	+ 8.710	9:06:33.647	10 -	1:11.999	+ 0.386	9:13:46.376
5 -	1:12.253	+ 0.640	9:07:45.900	11 -	1:11.739	+ 0.126	9:14:58.115
6 -	1:12.573	+ 0.960	9:08:58.473	12 -	1:12.013	+ 0.400	9:16:10.128
<b>69</b>	<b>Peter HEAD</b>		<b>MGB</b>				
1 -	1:33.534	+ 14.321	9:02:58.830	7 -	1:20.391	+ 1.178	9:11:07.989
2 -	1:24.458	+ 5.245	9:04:23.288	8 -	1:20.736	+ 1.523	9:12:28.725
3 -	1:23.066	+ 3.853	9:05:46.354	9 -	1:21.842	+ 2.629	9:13:50.567
4 -	1:19.811	+ 0.598	9:07:06.165	10 -	<b>1:19.213</b>		<b>9:15:09.780</b>
5 -	1:20.289	+ 1.076	9:08:26.454	11 -	1:21.128	+ 1.915	9:16:30.908
6 -	1:21.144	+ 1.931	9:09:47.598				
<b>75</b>	<b>James NAIRN</b>		<b>Alfa Romeo 2000GTV</b>				
1 -	1:25.267	+ 9.512	9:03:43.020	7 -	1:16.101	+ 0.346	9:11:30.223
2 -	1:17.739	+ 1.984	9:05:00.759	8 -	1:18.280	+ 2.525	9:12:48.503
3 -	1:20.699	+ 4.944	9:06:21.458	9 -	1:16.436	+ 0.681	9:14:04.939
4 -	1:18.679	+ 2.924	9:07:40.137	10 -	<b>1:15.755</b>		<b>9:15:20.694</b>
5 -	1:16.690	+ 0.935	9:08:56.827	11 -	1:16.137	+ 0.382	9:16:36.831
6 -	1:17.295	+ 1.540	9:10:14.122				
<b>76</b>	<b>David ERWIN</b>		<b>Alfa Romeo 2000 GTV</b>				
1 -	1:34.333	+ 12.996	9:03:48.764	6 -	<b>1:21.337</b>		<b>9:10:51.657</b>
2 -	1:33.001	+ 11.664	9:05:21.765	7 -	1:22.160	+ 0.823	9:12:13.817
3 -	1:24.414	+ 3.077	9:06:46.179	8 -	1:23.104	+ 1.767	9:13:36.921
4 -	1:22.490	+ 1.153	9:08:08.669	9 -	1:22.905	+ 1.568	9:14:59.826
5 -	1:21.651	+ 0.314	9:09:30.320	10 -	1:21.603	+ 0.266	9:16:21.429
<b>78</b>	<b>Mark DUDLEY</b>		<b>Alfa Romeo 2000 GTV</b>				
1 -	1:31.879	+ 15.651	9:03:00.047	7 -	1:17.796	+ 1.568	9:10:58.370

Silverstone National  
Circuit Length = 1.6390 miles  
Start: 09:00 End: 09:17

## 70's Road Sports

### QUALIFYING RACE 1 - LAP ANALYSIS

2 -	1:23.315	+ 7.087	9:04:23.362	8 -	1:16.791	+ 0.563	9:12:15.161	
3 -	1:22.512	+ 6.284	9:05:45.874	9 -	1:16.961	+ 0.733	9:13:32.122	
4 -	1:18.223	+ 1.995	9:07:04.097	10 -	<b>1:16.228</b>		<b>9:14:48.350</b>	
5 -	1:18.210	+ 1.982	9:08:22.307	11 -	1:17.252	+ 1.024	9:16:05.602	
6 -	1:18.267	+ 2.039	9:09:40.574					
<b>80</b>	<b>David LANE</b>		<b>Jensen Healey</b>					
1 -	1:25.512	+ 8.759	9:02:45.778	7 -	1:17.417	+ 0.664	9:10:36.644	
2 -	1:20.121	+ 3.368	9:04:05.899	8 -	1:19.123	+ 2.370	9:11:55.767	
3 -	1:18.880	+ 2.127	9:05:24.779	9 -	1:18.139	+ 1.386	9:13:13.906	
4 -	1:19.672	+ 2.919	9:06:44.451	10 -	1:17.516	+ 0.763	9:14:31.422	
5 -	1:17.454	+ 0.701	9:08:01.905	11 -	<b>1:16.753</b>		<b>9:15:48.175</b>	
6 -	1:17.322	+ 0.569	9:09:19.227					
<b>81</b>	<b>John DOBSON</b>		<b>Alfa Romeo 2000GTV</b>					
1 -	1:31.585	+ 12.469	9:03:01.036	7 -	1:21.062	+ 1.946	9:11:09.176	
2 -	1:23.350	+ 4.234	9:04:24.386	8 -	1:20.300	+ 1.184	9:12:29.476	
3 -	1:22.918	+ 3.802	9:05:47.304	9 -	1:22.566	+ 3.450	9:13:52.042	
4 -	1:19.987	+ 0.871	9:07:07.291	10 -	1:19.441	+ 0.325	9:15:11.483	
5 -	1:19.249	+ 0.133	9:08:26.540	11 -	<b>1:19.116</b>		<b>9:16:30.599</b>	
6 -	1:21.574	+ 2.458	9:09:48.114					
<b>84</b>	<b>Craig COPELAND</b>		<b>Lancia Fulvia</b>					
1 -	1:31.574	+ 3.231	9:02:49.395	3 -	1:30.464	+ 2.121	9:05:48.202	
2 -	<b>1:28.343</b>		<b>9:04:17.738</b>	4 -	1:34.537	+ 6.194	9:07:22.739	
<b>89</b>	<b>Tim BRYAN</b>		<b>MGB GTV8</b>					
1 -	1:24.959	+ 9.159	9:02:39.149	7 -	1:16.166	+ 0.366	9:10:22.774	
2 -	1:18.883	+ 3.083	9:03:58.032	8 -	1:16.369	+ 0.569	9:11:39.143	
3 -	1:17.167	+ 1.367	9:05:15.199	9 -	1:16.938	+ 1.138	9:12:56.081	
4 -	1:18.089	+ 2.289	9:06:33.288	10 -	1:17.475	+ 1.675	9:14:13.556	
5 -	1:16.256	+ 0.456	9:07:49.544	11 -	<b>1:15.800</b>		<b>9:15:29.356</b>	
6 -	1:17.064	+ 1.264	9:09:06.608	12 -	1:15.972	+ 0.172	9:16:45.328	
<b>96</b>	<b>Nigel BARNETT</b>		<b>Ford Capri 3000E</b>					
1 -	1:24.019	+ 10.755	9:02:36.997	7 -	1:13.296	+ 0.032	9:10:06.888	
2 -	1:15.185	+ 1.921	9:03:52.182	8 -	<b>1:13.264</b>		<b>9:11:20.152</b>	
3 -	1:16.447	+ 3.183	9:05:08.629	9 -	1:15.530	+ 2.266	9:12:35.682	
4 -	1:16.106	+ 2.842	9:06:24.735	10 -	1:14.840	+ 1.576	9:13:50.522	
5 -	1:14.969	+ 1.705	9:07:39.704	11 -	1:13.891	+ 0.627	9:15:04.413	
6 -	1:13.888	+ 0.624	9:08:53.592	12 -	1:14.111	+ 0.847	9:16:18.524	
<b>98</b>	<b>Bob TROTTER</b>		<b>Jensen Healey</b>					
1 -	1:27.142	+ 11.617	9:02:57.034	5 -	<b>1:15.525</b>		<b>9:08:02.532</b>	
2 -	1:17.969	+ 2.444	9:04:15.003	6 -	1:21.337	+ 5.812	9:09:23.869	
3 -	1:15.935	+ 0.410	9:05:30.938	7 -	6:12.220	+ 4:56.695	9:15:36.089	
4 -	1:16.069	+ 0.544	9:06:47.007	8 -	1:18.025	+ 2.500	9:16:54.114	

Silverstone National  
 Circuit Length = 1.6390 miles  
 Start: 09:00 End: 09:17

# 70's Road Sports

## RACE 1 - GRID

ROW 17	1:40.017 35 Colin CAMPBELL	1:43.047 16 Bryan DUGDALE
ROW 16	1:25.399 25 Stuart DOWNWARD	1:28.343 84 Craig COPELAND
ROW 15	1:21.337 76 David ERWIN	1:22.081 22 Guy SMITHYMAN
ROW 14	1:19.213 69 Peter HEAD	1:21.299 4 Ken RORRISON
ROW 13	1:17.137 62 Jim BAYNAM	1:19.116 81 John DOBSON
ROW 12	1:16.685 23 Will MORTON	1:16.753 80 David LANE
ROW 11	1:16.472 47 Paul ASLETT	1:16.525 30 Joseph PARDEN
ROW 10	1:15.800 89 Tim BRYAN	1:16.228 78 Mark DUDLEY
ROW 9	1:15.525 98 Bob TROTTER	1:15.755 75 James NAIRN
ROW 8	1:14.427 10 Nigel ASHLEY	1:14.471 61 Luke CLARK-BAGNALL
ROW 7	1:12.766 31 Mark BENNETT	1:13.264 96 Nigel BARNETT
ROW 6	1:11.632 5 Ian JACOBS	1:12.691 26 Paul STAFFORD
ROW 5	1:11.514 43 Howard BENTHAM	1:11.613 65 Steve COOKE
ROW 4	1:09.983 9 Julian BARTER	1:10.432 1 Rory STOCKBRIDGE
ROW 3	1:09.315 29 Phil BRIGGS	1:09.518 24 Charles BARTER
ROW 2	1:07.864 19 Richard PLANT	1:08.090 64 Paul ANDERSON
ROW 1	<b>Pole</b>	

Silverstone National  
Circuit Length = 1.6390 miles

**These results are provisional until the conclusion of any judicial and technical matters.**

Clerk of Course :	Timekeeper :
-------------------	--------------

# 70's Road Sports

## RACE 1 - CLASSIFICATION

POS	NO	CL	NAME	ENTRY	LAPS	TIME	GAP	DIFF	MPH	BEST	ON
1	64	A	Paul ANDERSON	Porsche 928	13	15:07.040			84.56	1:08.614	3
2	19	A	Richard PLANT	Morgan Plus 8	13	15:07.440	0.400	0.400	84.52	1:08.731	3
3	9	B	Julian BARTER	TVR 3000M	13	15:26.979	19.939	19.539	82.74	1:10.114	8
4	29	A	Phil BRIGGS	Porsche 928	13	15:29.611	22.571	2.632	82.51	1:10.018	2
5	24	B	Charles BARTER	Datsun 240Z	13	15:30.952	23.912	1.341	82.39	1:10.037	13
6	1	C	Rory STOCKBRIDGE	Lotus Europa	13	15:37.225	30.185	6.273	81.84	1:10.437	8
7	5	D2	Ian JACOBS	Jensen Healey	13	16:01.003	53.963	23.778	79.81	1:12.522	12
8	31	A	Mark BENNETT	MGB GTV8	13	16:02.160	55.120	1.157	79.72	1:12.485	12
9	96	B	Nigel BARNETT	Ford Capri 3000E	13	16:19.005	1:11.965	16.845	78.34	1:13.514	3
10	26	B	Paul STAFFORD	Datsun 240Z	13	16:19.110	1:12.070	0.105	78.34	1:13.734	3
11	61	D2	Luke CLARK-BAGNALL	Triumph GT6 Mk3	12	15:15.301	1 lap	1 lap	77.35	1:14.608	5
12	47	B	Paul ASLETT	Porsche 911E	12	15:32.743	1 lap	17.442	75.90	1:16.016	2
13	89	A	Tim BRYAN	MGB GTV8	12	15:37.910	1 lap	5.167	75.49	1:16.210	12
14	10	C	Nigel ASHLEY	Lotus Europa	12	15:38.412	1 lap	0.502	75.45	1:15.740	11
15	62	D2	Jim BAYNAM	MGB	12	15:39.822	1 lap	1.410	75.33	1:15.677	6
16	23	D2	Will MORTON	Alfa Romeo 2000 GTV	12	15:40.036	1 lap	0.214	75.32	1:16.548	12
17	75	D2	James NAIRN	Alfa Romeo 2000GTV	12	15:42.746	1 lap	2.710	75.10	1:16.050	5
18	14	B	Jai SHARMA	Ferrari 308GTB	12	15:50.194	1 lap	7.448	74.51	1:15.745	12
19	76	D2	David ERWIN	Alfa Romeo 2000 GTV	12	16:23.108	1 lap	32.914	72.02	1:19.165	9
20	81	D2	John DOBSON	Alfa Romeo 2000GTV	12	16:24.678	1 lap	1.570	71.90	1:19.393	11
21	4	D1	Ken RORRISON	Lancia Fulvia	11	15:30.117	2 laps	1 lap	69.78	1:21.977	7
22	25	E	Stuart DOWNWARD	Lancia Fulvia	11	16:00.379	2 laps	30.262	67.58	1:24.958	11
23	80	D2	David LANE	Jensen Healey	10	15:14.796	3 laps	1 lap	64.49	1:16.943	8
24	16	E	Bryan DUGDALE	Lancia Fulvia Zagato	8	16:08.771	5 laps	2 laps	48.72	1:44.523	5

### NOT CLASSIFIED

DNF	43	C	Howard BENTHAM	Lotus Europa	10	12:11.227	3 laps	0.000	80.69	1:11.460	4
DNF	69	D2	Peter HEAD	MGB	11	14:56.292	2 laps	0.000	72.41	1:19.150	2
DNF	98	D2	Bob TROTTER	Jensen Healey	5	6:26.649	8 laps	6 laps	76.30	1:14.159	5
DNF	22	D2	Guy SMITHYMAN	Porsche 924	4	5:49.617	9 laps	1 lap	67.50	1:22.603	2
DNF	78	D2	Mark DUDLEY	Alfa Romeo 2000 GTV	0						
DNF	30	B	Joseph PARDEN	TVR 2500	12	17:15.429	1 lap	0.000	68.38	1:16.446	8
DNC	35	B	Colin CAMPBELL	Ferrari Dino 246 GT	9	15:51.334	4 laps	3 laps	55.81	1:34.731	2

### FASTEST LAP

1	C	Rory STOCKBRIDGE	Lotus Europa	8	1:10.437	83.76 mph	134.81 kph
4	D1	Ken RORRISON	Lancia Fulvia	7	1:21.977	71.97 mph	115.83 kph
5	D2	Ian JACOBS	Jensen Healey	12	1:12.522	81.35 mph	130.93 kph
24	B	Charles BARTER	Datsun 240Z	13	1:10.037	84.24 mph	135.58 kph
25	E	Stuart DOWNWARD	Lancia Fulvia	11	1:24.958	69.45 mph	111.76 kph
64	A	Paul ANDERSON	Porsche 928	3	1:08.614	85.99 mph	138.39 kph

Silverstone National  
Circuit Length = 1.6390 miles  
Start: 13:18 End: 13:36

These results are provisional until the conclusion of any judicial and technical matters.

Clerk of Course :	Timekeeper :
-------------------	--------------



# Historic Formula Ford

## RACE 2 - LAP CHART

Lap 1			Lap 2			Lap 3			Lap 4			Lap 5		
No	Behind	Laptime	No	Behind	Laptime	No	Behind	Laptime	No	Behind	Laptime	No	Behind	Laptime
5		1:13.179	5		1:05.287	5		1:05.014	5		1:05.185	5		1:06.612
11	0.448	1:13.627	11	0.966	1:05.805	11	1.973	1:06.021	2	2.916	1:05.975	11	2.534	1:06.096
2	0.572	1:13.751	2	1.212	1:05.927	2	2.126	1:05.928	11	3.050	1:06.262	2	2.643	1:06.339
72	3.389	1:16.568	38	5.365	1:07.106	72	7.838	1:07.364	38	10.083	1:07.134	4	10.102	1:06.090
38	3.546	1:16.725	72	5.488	1:07.386	38	8.134	1:07.783	72	10.261	1:07.608	38	10.408	1:06.937
48	4.472	1:17.651	22	7.463	1:08.098	4	9.660	1:06.767	4	10.624	1:06.149	72	10.651	1:07.002
22	4.652	1:17.831	4	7.907	1:07.307	22	10.247	1:07.798	22	11.818	1:06.756	22	12.049	1:06.843
49	5.697	1:18.876	48	8.036	1:08.851	48	10.535	1:07.513	48	12.298	1:06.948	77	12.653	1:05.974
4	5.887	1:19.066	49	8.544	1:08.134	49	11.609	1:08.079	77	13.291	1:06.666	48	12.973	1:07.287
58	6.067	1:19.246	40	9.101	1:08.211	77	11.810	1:07.644	40	14.543	1:07.466	40	15.387	1:07.456
40	6.177	1:19.356	77	9.180	1:06.841	40	12.262	1:08.175	49	14.869	1:08.445	58	15.467	1:06.885
70	7.555	1:20.734	58	9.364	1:08.584	58	12.642	1:08.292	58	15.194	1:07.737	49	15.773	1:07.516
77	7.626	1:20.805	70	10.362	1:08.094	44	12.849	1:07.179	44	15.338	1:07.674	44	16.059	1:07.333
44	8.541	1:21.720	44	10.684	1:07.430	70	14.204	1:08.856	70	16.881	1:07.862	70	17.849	1:07.580
54	8.542	1:21.721	54	12.305	1:09.050	54	15.906	1:08.615	9	17.649	1:06.460	9	17.914	1:06.877
79	8.807	1:21.986	8	12.648	1:08.252	8	16.308	1:08.674	54	18.733	1:08.012	8	20.431	1:08.046
8	9.683	1:22.862	79	12.856	1:09.336	9	16.374	1:08.434	8	18.997	1:07.874	79	20.781	1:08.252
9	10.059	1:23.238	9	12.954	1:08.182	79	16.792	1:08.950	79	19.141	1:07.534	54	21.109	1:08.988
55	11.290	1:24.469	55	14.053	1:08.050	55	17.812	1:08.773	55	20.387	1:07.760	55	22.202	1:08.427
31	11.713	1:24.892	46	16.459	1:09.773	46	20.580	1:09.135	46	24.066	1:08.671	46	26.063	1:08.609
46	11.973	1:25.152	31	17.305	1:10.879	31	22.903	1:10.612	31	27.838	1:10.120	31	31.064	1:09.838
59	12.096	1:25.275	28	17.833	1:10.353	28	23.825	1:11.006	56	28.779	1:09.888	56	32.125	1:09.958
28	12.767	1:25.946	59	18.216	1:11.407	56	24.076	1:09.913	28	29.028	1:10.388	28	32.335	1:09.919
43	13.314	1:26.493	39	18.901	1:10.670	59	24.742	1:11.540	39	29.509	1:09.716	39	32.614	1:09.717
41	13.362	1:26.541	43	19.070	1:11.043	39	24.978	1:11.091	59	29.525	1:09.968	59	32.981	1:10.068
39	13.518	1:26.697	56	19.177	1:10.890	43	25.265	1:11.209	43	30.102	1:10.022	43	33.253	1:09.763
56	13.574	1:26.753	14	20.012	1:11.411	14	26.012	1:11.014	14	31.786	1:10.959	41	36.672	1:10.749
67	13.838	1:27.017	51	20.541	1:11.556	41	26.544	1:10.329	86	31.956	1:08.793	14	37.243	1:12.069
14	13.888	1:27.067	41	21.229	1:13.154	51	27.045	1:11.518	41	32.535	1:11.176	51	37.674	1:11.387
51	14.272	1:27.451	86	25.230	1:09.734	86	28.348	1:08.132	51	32.899	1:11.039	89	49.238	1:13.586
89	17.096	1:30.275	89	25.871	1:14.062	89	34.237	1:13.380	89	42.264	1:13.212	87	53.994	1:13.871
87	17.788	1:30.967	87	28.219	1:15.718	87	37.983	1:14.778	87	46.735	1:13.937	86	59.214	1:33.870
86	20.783	1:33.962												

Silverstone National  
 Circuit Length = 1.6390 miles  
 Start: 13:53 End: 14:10

# Historic Formula Ford

## RACE 2 - LAP CHART

Lap 6			Lap 7			Lap 8			Lap 9			Lap 10		
No	Behind	Laptime	No	Behind	Laptime	No	Behind	Laptime	No	Behind	Laptime	No	Behind	Laptime
5		1:06.225	5		1:05.952	5		1:06.501	2		1:05.807	2		1:06.162
2	2.153	1:05.735	2	2.087	1:05.886	2	1.500	1:05.914	11	0.036	1:05.661	11	0.174	1:06.300
11	2.268	1:05.959	11	2.203	1:05.887	11	1.682	1:05.980	89	1 LAP	1:13.414	89	1 LAP	1:13.225
4	10.161	1:06.284	38	10.980	1:06.050	87	1 LAP	1:16.133	4	10.959	1:07.120	4	11.852	1:07.055
38	10.882	1:06.699	4	11.286	1:07.077	4	11.146	1:06.361	72	11.082	1:07.195	77	12.409	1:06.625
72	11.243	1:06.817	72	11.530	1:06.239	72	11.194	1:06.165	38	11.395	1:07.351	38	12.678	1:07.445
22	12.160	1:06.336	22	12.454	1:06.246	38	11.351	1:06.872	22	11.891	1:07.456	72	12.791	1:07.871
77	12.595	1:06.167	77	12.833	1:06.190	22	11.742	1:05.789	77	11.946	1:07.217	22	13.038	1:07.309
48	13.672	1:06.924	48	16.090	1:08.370	77	12.036	1:05.704	87	1 LAP	1:16.665	58	17.386	1:07.122
40	16.119	1:06.957	58	17.088	1:06.818	48	16.789	1:07.200	58	16.426	1:06.705	40	19.124	1:06.998
58	16.222	1:06.980	40	17.582	1:07.415	58	17.028	1:06.441	48	16.942	1:07.460	48	19.219	1:08.439
49	17.111	1:07.563	44	18.296	1:07.009	44	18.341	1:06.546	44	17.678	1:06.644	44	19.411	1:07.895
44	17.239	1:07.405	49	18.958	1:07.799	40	18.676	1:07.595	40	18.288	1:06.919	49	19.723	1:07.404
9	18.604	1:06.915	9	19.369	1:06.717	49	19.057	1:06.600	49	18.481	1:06.731	9	20.071	1:07.468
70	19.741	1:08.117	70	21.335	1:07.546	9	19.417	1:06.549	9	18.765	1:06.655	70	25.491	1:08.513
8	21.509	1:07.303	79	23.924	1:08.190	70	22.460	1:07.626	70	23.140	1:07.987	87	1 LAP	1:18.179
79	21.686	1:07.130	8	24.056	1:08.499	8	26.190	1:08.635	8	27.070	1:08.187	8	28.878	1:07.970
54	22.243	1:07.359	54	24.498	1:08.207	79	26.199	1:08.776	79	27.157	1:08.265	79	29.343	1:08.348
55	24.447	1:08.470	55	27.629	1:09.134	54	26.452	1:08.455	54	27.413	1:08.268	54	30.051	1:08.800
46	28.481	1:08.643	46	30.993	1:08.464	55	29.063	1:07.935	55	29.883	1:08.127	55	31.735	1:08.014
31	34.664	1:09.825	56	38.299	1:09.413	46	33.846	1:09.354	46	35.364	1:08.825	46	38.989	1:09.787
56	34.838	1:08.938	31	38.882	1:10.170	56	40.548	1:08.750	56	42.108	1:08.867	28	44.871	1:08.381
28	35.716	1:09.606	28	39.136	1:09.372	31	41.064	1:08.683	28	42.652	1:08.577	56	45.114	1:09.168
39	36.095	1:09.706	39	39.728	1:09.585	28	41.382	1:08.747	31	42.882	1:09.125	31	45.790	1:09.070
59	36.438	1:09.682	59	39.866	1:09.380	39	42.358	1:09.131	39	44.215	1:09.164	43	46.748	1:08.455
43	36.636	1:09.608	43	40.191	1:09.507	59	42.876	1:09.511	43	44.455	1:08.693	39	47.279	1:09.226
41	39.345	1:08.898	41	42.237	1:08.844	43	43.069	1:09.379	59	45.108	1:09.539	59	47.635	1:08.689
51	41.753	1:10.304	51	45.726	1:09.925	41	44.111	1:08.375	41	45.313	1:08.509	41	47.829	1:08.678
14	42.324	1:11.306	14	46.712	1:10.340	51	49.116	1:09.891	51	51.668	1:09.859	51	55.465	1:09.959
89	56.158	1:13.145	89	1:02.818	1:12.612	14	50.460	1:10.249	14	54.195	1:11.042	14	59.197	1:11.164
87	1:02.156	1:14.387												

Silverstone National  
 Circuit Length = 1.6390 miles  
 Start: 13:53 End: 14:10

# Historic Formula Ford

## RACE 2 - LAP CHART

Lap 11			Lap 12			Lap 13			Lap 14		
No	Behind	Laptime	No	Behind	Laptime	No	Behind	Laptime	No	Behind	Laptime
2		1:06.010	11		1:05.804	11		1:05.936	11		1:05.384
11	0.108	1:05.944	2	0.144	1:06.056	2	0.226	1:06.018	2	0.126	1:05.284
4	12.379	1:06.537	38	13.067	1:05.748	14	1 LAP	1:11.419	51	1 LAP	1:11.669
38	13.231	1:06.563	4	13.262	1:06.795	38	13.730	1:06.599	14	1 LAP	1:10.758
77	13.835	1:07.436	77	14.631	1:06.708	4	13.979	1:06.653	38	15.100	1:06.754
72	13.907	1:07.126	72	14.862	1:06.867	77	15.680	1:06.985	77	16.861	1:06.565
22	14.167	1:07.139	22	17.511	1:09.256	72	15.752	1:06.826	72	16.947	1:06.579
89	1 LAP	1:13.550	58	18.941	1:06.415	22	18.141	1:06.566	22	19.530	1:06.773
58	18.438	1:07.062	40	21.834	1:07.210	58	19.242	1:06.237	58	19.958	1:06.100
40	20.536	1:07.422	44	22.568	1:07.030	40	22.943	1:07.045	40	25.225	1:07.666
48	21.142	1:07.933	48	22.705	1:07.475	44	24.089	1:07.457	44	26.070	1:07.365
44	21.450	1:08.049	9	22.773	1:06.414	49	24.450	1:07.390	49	26.946	1:07.880
49	21.705	1:07.992	49	22.996	1:07.203	48	24.628	1:07.859	48	27.309	1:08.065
9	22.271	1:08.210	89	1 LAP	1:14.581	9	24.765	1:07.928	9	27.539	1:08.158
70	27.560	1:08.079	70	29.772	1:08.124	70	32.584	1:08.748	79	35.990	1:08.039
8	30.312	1:07.444	79	31.780	1:07.248	79	33.335	1:07.491	70	36.001	1:08.801
79	30.444	1:07.111	8	32.301	1:07.901	89	1 LAP	1:13.628	8	37.952	1:09.165
54	31.439	1:07.398	54	32.943	1:07.416	8	34.171	1:07.806	54	38.192	1:09.106
55	34.110	1:08.385	55	36.548	1:08.350	54	34.470	1:07.463	55	43.180	1:10.008
87	1 LAP	1:15.531	87	1 LAP	1:12.948	55	38.556	1:07.944	89	1 LAP	1:15.442
46	43.069	1:10.090	46	46.348	1:09.191	46	49.643	1:09.231	46	54.809	1:10.550
28	48.582	1:09.721	28	51.651	1:08.981	87	1 LAP	1:13.996	41	1:00.503	1:10.473
56	48.740	1:09.636	56	51.977	1:09.149	28	54.130	1:08.415	31	1:00.616	1:11.078
31	49.076	1:09.296	31	52.737	1:09.573	56	54.448	1:08.407	43	1:00.892	1:10.290
43	49.523	1:08.785	41	53.171	1:08.487	31	54.922	1:08.121	56	1:01.054	1:11.990
41	50.596	1:08.777	43	53.442	1:09.831	41	55.414	1:08.179	28	1:01.102	1:12.356
59	50.826	1:09.201	59	53.654	1:08.740	43	55.986	1:08.480	59	1:02.035	1:10.631
39	51.293	1:10.024	39	54.731	1:09.350	59	56.788	1:09.070	39	1:02.985	1:09.987
51	59.772	1:10.317	51	1:03.856	1:09.996	39	58.382	1:09.587	87	1 LAP	1:16.897
14	1:04.340	1:11.153									

# Historic Formula Ford

## QUALIFYING RACE 2 - CLASSIFICATION

POS	NO	CL	NAME	ENTRY	TIME	ON	LAPS	GAP	DIFF	MPH
1	5		Callum MacLEOD	Merlyn Mk20a	1:04.427	8	12			91.58
2	2		Michael LYONS	Merlyn Mk11A	1:05.121	9	14	0.694	0.694	90.60
3	11		Westie MITCHELL	Merlyn Mk20	1:05.331	8	13	0.904	0.210	90.31
4	64		Darren BURKE	Macon MR8	1:05.940	4	12	1.513	0.609	89.48
5	67		Paul MCMORRAN	Crossle 20F	1:06.127	9	13	1.700	0.187	89.22
6	48		Crispin SCHLAEFLI	Macon MR8	1:06.205	8	13	1.778	0.078	89.12
7	72		Amanda WHITAKER	Elden Mk8	1:06.340	8	13	1.913	0.135	88.94
8	22		Ken FINNERAN	Merlyn Mk20	1:06.381	7	13	1.954	0.041	88.88
9	58		Michael GRANT-PETERKIN	Brabham BT21	1:06.388	12	13	1.961	0.007	88.87
10	9		Adam SYKES	Merlyn Mk11A	1:06.419	8	13	1.992	0.031	88.83
11	38		John HAYES-HARLOW	Elden Mk 8/10	1:06.467	11	12	2.040	0.048	88.77
12	4		John SYKES	Merlyn Mk11A/20	1:06.626	7	13	2.199	0.159	88.55
13	77		Chris SHARPLES	Palliser WDF1	1:06.639	6	13	2.212	0.013	88.54
14	49		Clive FIDGEON	Lola T200	1:06.891	8	13	2.464	0.252	88.20
15	40		Peter LAVENDER	Merlyn Mk11A/17	1:06.991	8	13	2.564	0.100	88.07
16	54		Alex MEEK	Merlyn Mk20A	1:07.600	8	13	3.173	0.609	87.28
17	79		Diogo FERRAO	Merlyn Mk20	1:07.656	13	13	3.229	0.056	87.21
18	70		John HARRISON	Lola T200	1:07.763	4	13	3.336	0.107	87.07
19	86		George FOWLER	Macon MR8	1:07.962	9	11	3.535	0.199	86.81
20	44		John BLADON	Merlyn Mk11A	1:08.052	8	13	3.625	0.090	86.70
21	46		Mike BROMLEY	Merlyn Mk11A	1:08.661	12	12	4.234	0.609	85.93
22	8		Andrew MANSELL	Merlyn Mk11A	1:08.741	9	13	4.314	0.080	85.83
23	31		Roy SIERGIEJEV	Merlyn Mk17	1:08.801	5	13	4.374	0.060	85.75
24	41		Martin ANSLOW	Merlyn Mk20A	1:09.549	9	12	5.122	0.748	84.83
25	28		Michael WALES	Merlyn Mk20	1:09.840	11	13	5.413	0.291	84.48
26	59		Terence TUMBER	Lola T200	1:09.991	7	12	5.564	0.151	84.30
27	43		Bob HOUGHTON	Merlyn Mk11A	1:10.036	9	12	5.609	0.045	84.24
28	55		Roger ARNOLD	Merlyn MK20	1:10.121	5	13	5.694	0.085	84.14
29	39		Michael RICHINGS	Alexis Mk15	1:10.194	9	12	5.767	0.073	84.05
30	51		Albert CLEMENTS	Lotus 51	1:10.565	10	12	6.138	0.371	83.61
31	14		Roy MACGREGOR	Hawke DL2B	1:10.861	8	12	6.434	0.296	83.26
32	56		Alan FAIRBROTHER	Merlyn Mk20	1:11.772	5	5	7.345	0.911	82.20
33	87		Paul STRINGER	Lotus 51	1:12.981	7	12	8.554	1.209	80.84
34	89		Gary CRITCHER	Nike Mk4/6	1:13.256	8	12	8.829	0.275	80.54

Silverstone National  
 Circuit Length = 1.6390 miles  
 Start: 09:23 End: 09:39

These results are provisional until the conclusion of any judicial and technical matters.

Clerk of Course :	Timekeeper :
-------------------	--------------

# Historic Formula Ford

## QUALIFYING RACE 2 - LAP ANALYSIS

<b>2</b>	<b>Michael LYONS</b>						<b>Merlyn Mk11A</b>					
1 -	1:09.260	+ 4.139	9:24:57.037	8 -	1:05.584	+ 0.463	9:32:39.543					
2 -	1:06.316	+ 1.195	9:26:03.353	9 -	<b>1:05.121</b>		<b>9:33:44.664</b>					
3 -	1:05.505	+ 0.384	9:27:08.858	10 -	1:05.745	+ 0.624	9:34:50.409					
4 -	1:05.969	+ 0.848	9:28:14.827	11 -	1:06.100	+ 0.979	9:35:56.509					
5 -	1:05.751	+ 0.630	9:29:20.578	12 -	1:05.850	+ 0.729	9:37:02.359					
6 -	1:07.341	+ 2.220	9:30:27.919	13 -	1:06.134	+ 1.013	9:38:08.493					
7 -	1:06.040	+ 0.919	9:31:33.959	14 -	1:06.104	+ 0.983	9:39:14.597					
<b>4</b>	<b>John SYKES</b>						<b>Merlyn Mk11A/20</b>					
1 -	1:11.671	+ 5.045	9:25:04.874	8 -	1:06.988	+ 0.362	9:33:03.551					
2 -	1:09.521	+ 2.895	9:26:14.395	9 -	1:06.729	+ 0.103	9:34:10.280					
3 -	1:08.214	+ 1.588	9:27:22.609	10 -	1:07.133	+ 0.507	9:35:17.413					
4 -	1:10.352	+ 3.726	9:28:32.961	11 -	1:07.360	+ 0.734	9:36:24.773					
5 -	1:09.838	+ 3.212	9:29:42.799	12 -	1:06.818	+ 0.192	9:37:31.591					
6 -	1:07.138	+ 0.512	9:30:49.937	13 -	1:07.038	+ 0.412	9:38:38.629					
7 -	<b>1:06.626</b>		<b>9:31:56.563</b>									
<b>5</b>	<b>Callum MacLEOD</b>						<b>Merlyn Mk20a</b>					
1 -	1:09.309	+ 4.882	9:25:00.497	7 -	1:06.937	+ 2.510	9:31:38.325					
2 -	1:06.189	+ 1.762	9:26:06.686	8 -	<b>1:04.427</b>		<b>9:32:42.752</b>					
3 -	1:04.496	+ 0.069	9:27:11.182	9 -	1:05.664	+ 1.237	9:33:48.416					
4 -	1:10.312	+ 5.885	9:28:21.494	10 -	1:04.859	+ 0.432	9:34:53.275					
5 -	1:04.540	+ 0.113	9:29:26.034	11 -	1:07.847	+ 3.420	9:36:01.122					
6 -	1:05.354	+ 0.927	9:30:31.388	12 -	1:05.585	+ 1.158	9:37:06.707					
<b>8</b>	<b>Andrew MANSELL</b>						<b>Merlyn Mk11A</b>					
1 -	1:18.556	+ 9.815	9:25:27.296	8 -	1:08.881	+ 0.140	9:33:38.346					
2 -	1:13.439	+ 4.698	9:26:40.735	9 -	<b>1:08.741</b>		<b>9:34:47.087</b>					
3 -	1:11.560	+ 2.819	9:27:52.295	10 -	1:09.056	+ 0.315	9:35:56.143					
4 -	1:09.711	+ 0.970	9:29:02.006	11 -	1:09.795	+ 1.054	9:37:05.938					
5 -	1:08.897	+ 0.156	9:30:10.903	12 -	1:09.400	+ 0.659	9:38:15.338					
6 -	1:09.465	+ 0.724	9:31:20.368	13 -	1:09.710	+ 0.969	9:39:25.048					
7 -	1:09.097	+ 0.356	9:32:29.465									
<b>9</b>	<b>Adam SYKES</b>						<b>Merlyn Mk11A</b>					
1 -	1:11.982	+ 5.563	9:25:06.438	8 -	<b>1:06.419</b>		<b>9:33:00.859</b>					
2 -	1:08.493	+ 2.074	9:26:14.931	9 -	1:06.664	+ 0.245	9:34:07.523					
3 -	1:08.116	+ 1.697	9:27:23.047	10 -	1:11.667	+ 5.248	9:35:19.190					
4 -	1:08.811	+ 2.392	9:28:31.858	11 -	1:07.673	+ 1.254	9:36:26.863					
5 -	1:07.343	+ 0.924	9:29:39.201	12 -	1:08.321	+ 1.902	9:37:35.184					
6 -	1:07.690	+ 1.271	9:30:46.891	13 -	1:16.157	+ 9.738	9:38:51.341					
7 -	1:07.549	+ 1.130	9:31:54.440									
<b>11</b>	<b>Westie MITCHELL</b>						<b>Merlyn Mk20</b>					
1 -	1:08.933	+ 3.602	9:24:56.187	8 -	<b>1:05.331</b>		<b>9:32:56.250</b>					
2 -	1:06.463	+ 1.132	9:26:02.650	9 -	1:05.645	+ 0.314	9:34:01.895					
3 -	1:06.683	+ 1.352	9:27:09.333	10 -	1:06.196	+ 0.865	9:35:08.091					
4 -	1:06.717	+ 1.386	9:28:16.050	11 -	1:07.926	+ 2.595	9:36:16.017					
5 -	1:06.192	+ 0.861	9:29:22.242	12 -	1:05.425	+ 0.094	9:37:21.442					
6 -	1:07.053	+ 1.722	9:30:29.295	13 -	1:05.937	+ 0.606	9:38:27.379					
7 -	1:21.624	+ 16.293	9:31:50.919									
<b>14</b>	<b>Roy MACGREGOR</b>						<b>Hawke DL2B</b>					
1 -	1:19.202	+ 8.341	9:25:23.961	7 -	1:12.009	+ 1.148	9:32:44.811					
2 -	1:15.818	+ 4.957	9:26:39.779	8 -	<b>1:10.861</b>		<b>9:33:55.672</b>					
3 -	1:13.976	+ 3.115	9:27:53.755	9 -	1:11.654	+ 0.793	9:35:07.326					
4 -	1:13.553	+ 2.692	9:29:07.308	10 -	1:11.580	+ 0.719	9:36:18.906					
5 -	1:12.545	+ 1.684	9:30:19.853	11 -	1:12.906	+ 2.045	9:37:31.812					
6 -	1:12.949	+ 2.088	9:31:32.802	12 -	1:12.599	+ 1.738	9:38:44.411					
<b>22</b>	<b>Ken FINNERAN</b>						<b>Merlyn Mk20</b>					
1 -	1:13.681	+ 7.300	9:25:29.227	8 -	1:07.051	+ 0.670	9:33:24.859					

Silverstone National  
 Circuit Length = 1.6390 miles  
 Start: 09:23 End: 09:39

# Historic Formula Ford

## QUALIFYING RACE 2 - LAP ANALYSIS

2 -	1:09.993	+ 3.612	9:26:39.220	9 -	1:06.645	+ 0.264	9:34:31.504
3 -	1:07.781	+ 1.400	9:27:47.001	10 -	1:07.088	+ 0.707	9:35:38.592
4 -	1:07.560	+ 1.179	9:28:54.561	11 -	1:07.436	+ 1.055	9:36:46.028
5 -	1:10.022	+ 3.641	9:30:04.583	12 -	1:07.945	+ 1.564	9:37:53.973
6 -	1:06.844	+ 0.463	9:31:11.427	13 -	1:08.529	+ 2.148	9:39:02.502
7 -	<b>1:06.381</b>		<b>9:32:17.808</b>				
<b>28</b>	<b>Michael WALES</b>		Merlyn Mk20				
1 -	1:17.130	+ 7.290	9:25:11.462	8 -	1:10.730	+ 0.890	9:33:41.165
2 -	1:13.879	+ 4.039	9:26:25.341	9 -	1:10.075	+ 0.235	9:34:51.240
3 -	1:12.997	+ 3.157	9:27:38.338	10 -	1:10.270	+ 0.430	9:36:01.510
4 -	1:13.804	+ 3.964	9:28:52.142	11 -	<b>1:09.840</b>		<b>9:37:11.350</b>
5 -	1:14.621	+ 4.781	9:30:06.763	12 -	1:10.444	+ 0.604	9:38:21.794
6 -	1:12.507	+ 2.667	9:31:19.270	13 -	1:11.570	+ 1.730	9:39:33.364
7 -	1:11.165	+ 1.325	9:32:30.435				
<b>31</b>	<b>Roy SIERGIEJEV</b>		Merlyn Mk17				
1 -	1:13.797	+ 4.996	9:25:05.768	8 -	1:09.064	+ 0.263	9:33:13.800
2 -	1:10.691	+ 1.890	9:26:16.459	9 -	1:10.178	+ 1.377	9:34:23.978
3 -	1:11.010	+ 2.209	9:27:27.469	10 -	1:11.515	+ 2.714	9:35:35.493
4 -	1:09.724	+ 0.923	9:28:37.193	11 -	1:09.460	+ 0.659	9:36:44.953
5 -	<b>1:08.801</b>		<b>9:29:45.994</b>	12 -	1:10.278	+ 1.477	9:37:55.231
6 -	1:09.880	+ 1.079	9:30:55.874	13 -	1:09.161	+ 0.360	9:39:04.392
7 -	1:08.862	+ 0.061	9:32:04.736				
<b>38</b>	<b>John HAYES-HARLOW</b>		Elden Mk 8/10				
1 -	1:20.072	+ 13.605	9:25:31.319	7 -	1:07.710	+ 1.243	9:32:38.228
2 -	1:14.668	+ 8.201	9:26:45.987	8 -	1:07.356	+ 0.889	9:33:45.584
3 -	1:18.236	+ 11.769	9:28:04.223	9 -	1:06.897	+ 0.430	9:34:52.481
4 -	1:08.847	+ 2.380	9:29:13.070	10 -	1:08.549	+ 2.082	9:36:01.030
5 -	1:09.587	+ 3.120	9:30:22.657	11 -	<b>1:06.467</b>		<b>9:37:07.497</b>
6 -	1:07.861	+ 1.394	9:31:30.518	12 -	1:08.005	+ 1.538	9:38:15.502
<b>39</b>	<b>Michael RICHINGS</b>		Alexis Mk15				
1 -	1:18.571	+ 8.377	9:25:24.126	7 -	1:10.309	+ 0.115	9:32:53.466
2 -	1:12.016	+ 1.822	9:26:36.142	8 -	1:10.889	+ 0.695	9:34:04.355
3 -	1:32.045	+ 21.851	9:28:08.187	9 -	<b>1:10.194</b>		<b>9:35:14.549</b>
4 -	1:11.714	+ 1.520	9:29:19.901	10 -	1:10.576	+ 0.382	9:36:25.125
5 -	1:11.787	+ 1.593	9:30:31.688	11 -	1:11.801	+ 1.607	9:37:36.926
6 -	1:11.469	+ 1.275	9:31:43.157	12 -	1:12.370	+ 2.176	9:38:49.296
<b>40</b>	<b>Peter LAVENDER</b>		Merlyn Mk11A/17				
1 -	1:13.391	+ 6.400	9:25:27.786	8 -	<b>1:06.991</b>		<b>9:33:27.168</b>
2 -	1:08.359	+ 1.368	9:26:36.145	9 -	1:08.060	+ 1.069	9:34:35.228
3 -	1:08.067	+ 1.076	9:27:44.212	10 -	1:08.656	+ 1.665	9:35:43.884
4 -	1:08.956	+ 1.965	9:28:53.168	11 -	1:09.166	+ 2.175	9:36:53.050
5 -	1:10.334	+ 3.343	9:30:03.502	12 -	1:09.054	+ 2.063	9:38:02.104
6 -	1:08.948	+ 1.957	9:31:12.450	13 -	1:08.750	+ 1.759	9:39:10.854
7 -	1:07.727	+ 0.736	9:32:20.177				
<b>41</b>	<b>Martin ANSLOW</b>		Merlyn Mk20A				
1 -	1:18.872	+ 9.323	9:25:33.173	7 -	1:11.319	+ 1.770	9:32:49.580
2 -	1:14.030	+ 4.481	9:26:47.203	8 -	1:10.097	+ 0.548	9:33:59.677
3 -	1:13.469	+ 3.920	9:28:00.672	9 -	<b>1:09.549</b>		<b>9:35:09.226</b>
4 -	1:13.161	+ 3.612	9:29:13.833	10 -	1:10.174	+ 0.625	9:36:19.400
5 -	1:11.974	+ 2.425	9:30:25.807	11 -	1:11.879	+ 2.330	9:37:31.279
6 -	1:12.454	+ 2.905	9:31:38.261	12 -	1:39.667	+ 30.118	9:39:10.946
<b>43</b>	<b>Bob HOUGHTON</b>		Merlyn Mk11A				
1 -	1:16.348	+ 6.312	9:25:19.150	7 -	1:10.861	+ 0.825	9:32:31.084
2 -	1:12.889	+ 2.853	9:26:32.039	8 -	1:10.497	+ 0.461	9:33:41.581
3 -	1:12.592	+ 2.556	9:27:44.631	9 -	<b>1:10.036</b>		<b>9:34:51.617</b>
4 -	1:12.236	+ 2.200	9:28:56.867	10 -	1:12.469	+ 2.433	9:36:04.086
5 -	1:12.304	+ 2.268	9:30:09.171	11 -	1:11.475	+ 1.439	9:37:15.561

Silverstone National  
 Circuit Length = 1.6390 miles  
 Start: 09:23 End: 09:39

# Historic Formula Ford

## QUALIFYING RACE 2 - LAP ANALYSIS

6 -	1:11.052	+ 1.016	9:31:20.223	12 -	1:11.186	+ 1.150	9:38:26.747
<b>44</b>	<b>John BLADON</b>		<b>Merlyn Mk11A</b>				
1 -	1:15.227	+ 7.175	9:25:13.638	8 -	<b>1:08.052</b>		<b>9:33:19.646</b>
2 -	1:11.393	+ 3.341	9:26:25.031	9 -	1:08.144	+ 0.092	9:34:27.790
3 -	1:09.941	+ 1.889	9:27:34.972	10 -	1:09.006	+ 0.954	9:35:36.796
4 -	1:09.959	+ 1.907	9:28:44.931	11 -	1:08.615	+ 0.563	9:36:45.411
5 -	1:09.868	+ 1.816	9:29:54.799	12 -	1:09.211	+ 1.159	9:37:54.622
6 -	1:08.653	+ 0.601	9:31:03.452	13 -	1:08.376	+ 0.324	9:39:02.998
7 -	1:08.142	+ 0.090	9:32:11.594				
<b>46</b>	<b>Mike BROMLEY</b>		<b>Merlyn Mk11A</b>				
1 -	1:15.310	+ 6.649	9:25:28.439	7 -	1:09.172	+ 0.511	9:32:27.121
2 -	1:11.330	+ 2.669	9:26:39.769	8 -	1:10.769	+ 2.108	9:33:37.890
3 -	1:10.108	+ 1.447	9:27:49.877	9 -	1:24.175	+ 15.514	9:35:02.065
4 -	1:10.225	+ 1.564	9:29:00.102	10 -	1:09.751	+ 1.090	9:36:11.816
5 -	1:08.923	+ 0.262	9:30:09.025	11 -	1:09.526	+ 0.865	9:37:21.342
6 -	1:08.924	+ 0.263	9:31:17.949	12 -	<b>1:08.661</b>		<b>9:38:30.003</b>
<b>48</b>	<b>Crispin SCHLAEFLI</b>		<b>Macon MR8</b>				
1 -	1:10.569	+ 4.364	9:24:59.123	8 -	<b>1:06.205</b>		<b>9:32:59.762</b>
2 -	1:11.977	+ 5.772	9:26:11.100	9 -	1:07.503	+ 1.298	9:34:07.265
3 -	1:08.155	+ 1.950	9:27:19.255	10 -	1:07.348	+ 1.143	9:35:14.613
4 -	1:08.728	+ 2.523	9:28:27.983	11 -	1:07.702	+ 1.497	9:36:22.315
5 -	1:07.740	+ 1.535	9:29:35.723	12 -	1:08.221	+ 2.016	9:37:30.536
6 -	1:10.120	+ 3.915	9:30:45.843	13 -	1:08.331	+ 2.126	9:38:38.867
7 -	1:07.714	+ 1.509	9:31:53.557				
<b>49</b>	<b>Clive FIDGEON</b>		<b>Lola T200</b>				
1 -	1:12.782	+ 5.891	9:25:03.564	8 -	<b>1:06.891</b>		<b>9:32:58.508</b>
2 -	1:08.768	+ 1.877	9:26:12.332	9 -	1:07.934	+ 1.043	9:34:06.442
3 -	1:08.153	+ 1.262	9:27:20.485	10 -	1:07.773	+ 0.882	9:35:14.215
4 -	1:08.165	+ 1.274	9:28:28.650	11 -	1:07.010	+ 0.119	9:36:21.225
5 -	1:07.494	+ 0.603	9:29:36.144	12 -	1:08.145	+ 1.254	9:37:29.370
6 -	1:07.656	+ 0.765	9:30:43.800	13 -	1:07.787	+ 0.896	9:38:37.157
7 -	1:07.817	+ 0.926	9:31:51.617				
<b>51</b>	<b>Albert CLEMENTS</b>		<b>Lotus 51</b>				
1 -	1:17.678	+ 7.113	9:25:32.372	7 -	1:11.512	+ 0.947	9:32:48.351
2 -	1:13.868	+ 3.303	9:26:46.240	8 -	1:11.123	+ 0.558	9:33:59.474
3 -	1:13.703	+ 3.138	9:27:59.943	9 -	1:11.058	+ 0.493	9:35:10.532
4 -	1:13.064	+ 2.499	9:29:13.007	10 -	<b>1:10.565</b>		<b>9:36:21.097</b>
5 -	1:12.169	+ 1.604	9:30:25.176	11 -	1:12.055	+ 1.490	9:37:33.152
6 -	1:11.663	+ 1.098	9:31:36.839	12 -	1:11.481	+ 0.916	9:38:44.633
<b>54</b>	<b>Alex MEEK</b>		<b>Merlyn Mk20A</b>				
1 -	1:11.467	+ 3.867	9:25:00.008	8 -	<b>1:07.600</b>		<b>9:32:58.926</b>
2 -	1:09.802	+ 2.202	9:26:09.810	9 -	1:08.549	+ 0.949	9:34:07.475
3 -	1:08.130	+ 0.530	9:27:17.940	10 -	1:08.261	+ 0.661	9:35:15.736
4 -	1:09.259	+ 1.659	9:28:27.199	11 -	1:09.743	+ 2.143	9:36:25.479
5 -	1:07.676	+ 0.076	9:29:34.875	12 -	1:10.101	+ 2.501	9:37:35.580
6 -	1:08.153	+ 0.553	9:30:43.028	13 -	1:12.724	+ 5.124	9:38:48.304
7 -	1:08.298	+ 0.698	9:31:51.326				
<b>55</b>	<b>Roger ARNOLD</b>		<b>Merlyn MK20</b>				
1 -	1:14.823	+ 4.702	9:25:12.478	8 -	1:10.362	+ 0.241	9:33:30.553
2 -	1:12.680	+ 2.559	9:26:25.158	9 -	1:10.546	+ 0.425	9:34:41.099
3 -	1:11.404	+ 1.283	9:27:36.562	10 -	1:11.599	+ 1.478	9:35:52.698
4 -	1:10.473	+ 0.352	9:28:47.035	11 -	1:11.705	+ 1.584	9:37:04.403
5 -	<b>1:10.121</b>		<b>9:29:57.156</b>	12 -	1:12.061	+ 1.940	9:38:16.464
6 -	1:11.337	+ 1.216	9:31:08.493	13 -	1:15.004	+ 4.883	9:39:31.468
7 -	1:11.698	+ 1.577	9:32:20.191				

Silverstone National  
 Circuit Length = 1.6390 miles  
 Start: 09:23 End: 09:39

# Historic Formula Ford

## QUALIFYING RACE 2 - LAP ANALYSIS

<b>56</b>	<b>Alan FAIRBROTHER</b>		Merlyn Mk20				
1 -	1:17.004	+ 5.232	9:25:19.566	4 -	1:13.435	+ 1.663	9:35:15.024
2 -	1:12.662	+ 0.890	9:26:32.228	5 -	<b>1:11.772</b>		<b>9:36:26.796</b>
3 -	7:29.361	+ 6:17.589	9:34:01.589				
<b>58</b>	<b>Michael GRANT-PETERKIN</b>		Brabham BT21				
1 -	1:11.179	+ 4.791	9:25:01.604	8 -	1:07.126	+ 0.738	9:32:57.068
2 -	1:08.624	+ 2.236	9:26:10.228	9 -	1:06.887	+ 0.499	9:34:03.955
3 -	1:07.790	+ 1.402	9:27:18.018	10 -	1:07.573	+ 1.185	9:35:11.528
4 -	1:08.541	+ 2.153	9:28:26.559	11 -	1:07.091	+ 0.703	9:36:18.619
5 -	1:07.804	+ 1.416	9:29:34.363	12 -	<b>1:06.388</b>		<b>9:37:25.007</b>
6 -	1:07.929	+ 1.541	9:30:42.292	13 -	1:06.984	+ 0.596	9:38:31.991
7 -	1:07.650	+ 1.262	9:31:49.942				
<b>59</b>	<b>Terence TUMBER</b>		Lola T200				
1 -	1:19.182	+ 9.191	9:25:28.322	7 -	<b>1:09.991</b>		<b>9:32:41.770</b>
2 -	1:14.427	+ 4.436	9:26:42.749	8 -	1:11.931	+ 1.940	9:33:53.701
3 -	1:11.929	+ 1.938	9:27:54.678	9 -	1:11.034	+ 1.043	9:35:04.735
4 -	1:12.920	+ 2.929	9:29:07.598	10 -	1:11.612	+ 1.621	9:36:16.347
5 -	1:11.850	+ 1.859	9:30:19.448	11 -	1:10.333	+ 0.342	9:37:26.680
6 -	1:12.331	+ 2.340	9:31:31.779	12 -	1:10.390	+ 0.399	9:38:37.070
<b>64</b>	<b>Darren BURKE</b>		Macon MR8				
1 -	1:09.210	+ 3.270	9:24:57.874	7 -	1:07.952	+ 2.012	9:31:39.197
2 -	1:06.513	+ 0.573	9:26:04.387	8 -	1:06.550	+ 0.610	9:32:45.747
3 -	1:06.122	+ 0.182	9:27:10.509	9 -	1:06.989	+ 1.049	9:33:52.736
4 -	<b>1:05.940</b>		<b>9:28:16.449</b>	10 -	1:07.361	+ 1.421	9:35:00.097
5 -	1:06.199	+ 0.259	9:29:22.648	11 -	1:06.677	+ 0.737	9:36:06.774
6 -	1:08.597	+ 2.657	9:30:31.245	12 -	1:06.163	+ 0.223	9:37:12.937
<b>67</b>	<b>Paul MCMORRAN</b>		Crossle 20F				
1 -	1:13.721	+ 7.594	9:25:28.882	8 -	1:06.756	+ 0.629	9:33:25.323
2 -	1:10.194	+ 4.067	9:26:39.076	9 -	<b>1:06.127</b>		<b>9:34:31.450</b>
3 -	1:07.616	+ 1.489	9:27:46.692	10 -	1:06.866	+ 0.739	9:35:38.316
4 -	1:07.384	+ 1.257	9:28:54.076	11 -	1:06.830	+ 0.703	9:36:45.146
5 -	1:10.142	+ 4.015	9:30:04.218	12 -	1:07.666	+ 1.539	9:37:52.812
6 -	1:07.395	+ 1.268	9:31:11.613	13 -	1:07.271	+ 1.144	9:39:00.083
7 -	1:06.954	+ 0.827	9:32:18.567				
<b>70</b>	<b>John HARRISON</b>		Lola T200				
1 -	1:12.530	+ 4.767	9:25:07.232	8 -	1:08.433	+ 0.670	9:33:08.119
2 -	1:09.355	+ 1.592	9:26:16.587	9 -	1:08.748	+ 0.985	9:34:16.867
3 -	1:09.485	+ 1.722	9:27:26.072	10 -	1:10.135	+ 2.372	9:35:27.002
4 -	<b>1:07.763</b>		<b>9:28:33.835</b>	11 -	1:09.030	+ 1.267	9:36:36.032
5 -	1:09.675	+ 1.912	9:29:43.510	12 -	1:09.445	+ 1.682	9:37:45.477
6 -	1:07.893	+ 0.130	9:30:51.403	13 -	1:09.442	+ 1.679	9:38:54.919
7 -	1:08.283	+ 0.520	9:31:59.686				
<b>72</b>	<b>Amanda WHITAKER</b>		Elden Mk8				
1 -	1:11.194	+ 4.854	9:25:08.790	8 -	<b>1:06.340</b>		<b>9:33:02.514</b>
2 -	1:08.269	+ 1.929	9:26:17.059	9 -	1:06.762	+ 0.422	9:34:09.276
3 -	1:08.463	+ 2.123	9:27:25.522	10 -	1:07.383	+ 1.043	9:35:16.659
4 -	1:07.738	+ 1.398	9:28:33.260	11 -	1:07.844	+ 1.504	9:36:24.503
5 -	1:09.333	+ 2.993	9:29:42.593	12 -	1:18.600	+ 12.260	9:37:43.103
6 -	1:06.722	+ 0.382	9:30:49.315	13 -	1:08.167	+ 1.827	9:38:51.270
7 -	1:06.859	+ 0.519	9:31:56.174				
<b>77</b>	<b>Chris SHARPLES</b>		Palliser WDF1				
1 -	1:10.475	+ 3.836	9:25:11.958	8 -	1:06.788	+ 0.149	9:33:08.493
2 -	1:09.352	+ 2.713	9:26:21.310	9 -	1:06.869	+ 0.230	9:34:15.362
3 -	1:07.776	+ 1.137	9:27:29.086	10 -	1:08.389	+ 1.750	9:35:23.751
4 -	1:08.635	+ 1.996	9:28:37.721	11 -	1:06.891	+ 0.252	9:36:30.642
5 -	1:10.292	+ 3.653	9:29:48.013	12 -	1:07.057	+ 0.418	9:37:37.699

Silverstone National  
 Circuit Length = 1.6390 miles  
 Start: 09:23 End: 09:39



# Historic Formula Ford

## QUALIFYING RACE 2 - LAP ANALYSIS

6 -	1:06.639		<b>9:30:54.652</b>	13 -	1:08.156	+ 1.517	9:38:45.855
7 -	1:07.053	+ 0.414	9:32:01.705				
<b>79</b>	<b>Diogo FERRAO</b>		Merlyn Mk20				
1 -	1:10.520	+ 2.864	9:25:11.179	8 -	1:07.997	+ 0.341	9:33:12.315
2 -	1:08.734	+ 1.078	9:26:19.913	9 -	1:07.922	+ 0.266	9:34:20.237
3 -	1:08.821	+ 1.165	9:27:28.734	10 -	1:09.091	+ 1.435	9:35:29.328
4 -	1:08.692	+ 1.036	9:28:37.426	11 -	1:08.318	+ 0.662	9:36:37.646
5 -	1:08.705	+ 1.049	9:29:46.131	12 -	1:08.288	+ 0.632	9:37:45.934
6 -	1:10.010	+ 2.354	9:30:56.141	13 -	<b>1:07.656</b>		<b>9:38:53.590</b>
7 -	1:08.177	+ 0.521	9:32:04.318				
<b>86</b>	<b>George FOWLER</b>		Macon MR8				
1 -	1:12.726	+ 4.764	9:25:02.314	7 -	1:08.402	+ 0.440	9:34:24.450
2 -	1:09.680	+ 1.718	9:26:11.994	8 -	1:09.058	+ 1.096	9:35:33.508
3 -	1:09.046	+ 1.084	9:27:21.040	9 -	<b>1:07.962</b>		<b>9:36:41.470</b>
4 -	1:08.853	+ 0.891	9:28:29.893	10 -	1:09.370	+ 1.408	9:37:50.840
5 -	1:10.260	+ 2.298	9:29:40.153	11 -	1:08.236	+ 0.274	9:38:59.076
6 -	3:35.895	+ 2:27.933	9:33:16.048				
<b>87</b>	<b>Paul STRINGER</b>		Lotus 51				
1 -	1:18.647	+ 5.666	9:25:26.874	7 -	<b>1:12.981</b>		<b>9:32:52.642</b>
2 -	1:16.463	+ 3.482	9:26:43.337	8 -	1:14.242	+ 1.261	9:34:06.884
3 -	1:14.426	+ 1.445	9:27:57.763	9 -	1:43.411	+ 30.430	9:35:50.295
4 -	1:13.245	+ 0.264	9:29:11.008	10 -	1:16.215	+ 3.234	9:37:06.510
5 -	1:14.222	+ 1.241	9:30:25.230	11 -	1:14.644	+ 1.663	9:38:21.154
6 -	1:14.431	+ 1.450	9:31:39.661	12 -	1:14.784	+ 1.803	9:39:35.938
<b>89</b>	<b>Gary CRITCHER</b>		Nike Mk4/6				
1 -	1:19.854	+ 6.598	9:25:29.393	7 -	1:13.752	+ 0.496	9:32:56.711
2 -	1:14.819	+ 1.563	9:26:44.212	8 -	<b>1:13.256</b>		<b>9:34:09.967</b>
3 -	1:15.376	+ 2.120	9:27:59.588	9 -	1:13.597	+ 0.341	9:35:23.564
4 -	1:15.511	+ 2.255	9:29:15.099	10 -	1:13.348	+ 0.092	9:36:36.912
5 -	1:13.971	+ 0.715	9:30:29.070	11 -	1:14.351	+ 1.095	9:37:51.263
6 -	1:13.889	+ 0.633	9:31:42.959	12 -	1:14.740	+ 1.484	9:39:06.003

Silverstone National  
 Circuit Length = 1.6390 miles  
 Start: 09:23 End: 09:39

# Historic Formula Ford

## RACE 2 - GRID

ROW 17	89   1:13.256 Gary CRITCHER	1:12.981 87   Paul STRINGER
ROW 16	56   1:11.772 Alan FAIRBROTHER	1:10.861 14   Roy MACGREGOR
ROW 15	51   1:10.565 Albert CLEMENTS	1:10.194 39   Michael RICHINGS
ROW 14	55   1:10.121 Roger ARNOLD	1:10.036 43   Bob HOUGHTON
ROW 13	59   1:09.991 Terence TUMBER	1:09.840 28   Michael WALES
ROW 12	41   1:09.549 Martin ANSLOW	1:08.801 31   Roy SIERGIEJEW
ROW 11	8   1:08.741 Andrew MANSELL	1:08.661 46   Mike BROMLEY
ROW 10	44   1:08.052 John BLADON	1:07.962 86   George FOWLER
ROW 9	70   1:07.763 John HARRISON	1:07.656 79   Diogo FERRAO
ROW 8	54   1:07.600 Alex MEEK	1:06.991 40   Peter LAVENDER
ROW 7	49   1:06.891 Clive FIDGEON	1:06.639 77   Chris SHARPLES
ROW 6	4   1:06.626 John SYKES	1:06.467 38   John HAYES-HARLOW
ROW 5	9   1:06.419 Adam SYKES	1:06.388 58   Michael GRANT-PETERKIN
ROW 4	22   1:06.381 Ken FINNERAN	1:06.340 72   Amanda WHITAKER
ROW 3	48   1:06.205 Crispin SCHLAEFLI	1:06.127 67   Paul MCMORRAN
ROW 2	64   1:05.940 Darren BURKE	1:05.331 11   Westie MITCHELL
ROW 1	2   1:05.121 Michael LYONS	1:04.427 5   Callum MacLEOD

**Pole**



Silverstone National  
Circuit Length = 1.6390 miles

**These results are provisional until the conclusion of any judicial and technical matters.**

Clerk of Course :		Timekeeper :
-------------------	--	--------------

# Historic Formula Ford

## RACE 2 - CLASSIFICATION - AMENDED

POS	NO	CL	NAME	ENTRY	LAPS	TIME	GAP	DIFF	MPH	BEST	ON
1	11		Westie MITCHELL	Merlyn Mk20	14	15:30.666			88.75	1:05.384	14
2	2		Michael LYONS	Merlyn Mk11A	14	15:30.792	0.126	0.126	88.74	1:05.284	14
3	38		John HAYES-HARLOW	Elden Mk 8/10	14	15:45.766	15.100	14.974	87.34	1:05.748	12
4	77		Chris SHARPLES	Palliser WDF1	14	15:47.527	16.861	1.761	87.17	1:05.704	8
5	72		Amanda WHITAKER	Elden Mk8	14	15:47.613	16.947	0.086	87.17	1:06.165	8
6	22		Ken FINNERAN	Merlyn Mk20	14	15:50.196	19.530	2.583	86.93	1:05.789	8
7	58		Michael GRANT-PETERKIN	Brabham BT21	14	15:50.624	19.958	0.428	86.89	1:06.100	14
8	40		Peter LAVENDER	Merlyn Mk11A/17	14	15:55.891	25.225	5.267	86.41	1:06.919	9
9	44		John BLADON	Merlyn Mk11A	14	15:56.736	26.070	0.845	86.34	1:06.546	8
10	49		Clive FIDGEON	Lola T200	14	15:57.612	26.946	0.876	86.26	1:06.600	8
11	48		Crispin SCHLAEFLI	Macon MR8	14	15:57.975	27.309	0.363	86.22	1:06.924	6
12	9		Adam SYKES	Merlyn Mk11A	14	15:58.205	27.539	0.230	86.20	1:06.414	12
13	79		Diogo FERRAO	Merlyn Mk20	14	16:06.656	35.990	8.451	85.45	1:07.111	11
14	70		John HARRISON	Lola T200	14	16:06.667	36.001	0.011	85.45	1:07.546	7
15	8		Andrew MANSELL	Merlyn Mk11A	14	16:08.618	37.952	1.951	85.28	1:07.303	6
16	54		Alex MEEK	Merlyn Mk20A	14	16:08.858	38.192	0.240	85.26	1:07.359	6
17	55		Roger ARNOLD	Merlyn MK20	14	16:13.846	43.180	4.988	84.82	1:07.760	4
18	46		Mike BROMLEY	Merlyn Mk11A	14	16:25.475	54.809	11.629	83.82	1:08.464	7
19	41		Martin ANSLOW	Merlyn Mk20A	14	16:31.169	1:00.503	5.694	83.34	1:08.179	13
20	31		Roy SIERGIEJEW	Merlyn Mk17	14	16:31.282	1:00.616	0.113	83.33	1:08.121	13
21	43		Bob HOUGHTON	Merlyn Mk11A	14	16:31.558	1:00.892	0.276	83.30	1:08.455	10
22	56		Alan FAIRBROTHER	Merlyn Mk20	14	16:31.720	1:01.054	0.162	83.29	1:08.407	13
23	28		Michael WALES	Merlyn Mk20	14	16:31.768	1:01.102	0.048	83.29	1:08.381	10
24	59		Terence TUMBER	Lola T200	14	16:32.701	1:02.035	0.933	83.21	1:08.689	10
25	39		Michael RICHINGS	Alexis Mk15	14	16:33.651	1:02.985	0.950	83.13	1:09.131	8
26	51		Albert CLEMENTS	Lotus 51	13	15:34.871	1 lap	1 lap	82.04	1:09.859	9
27	14		Roy MACGREGOR	Hawke DL2B	13	15:39.951	1 lap	5.080	81.60	1:10.249	8
NOT CLASSIFIED											
DNF	4		John SYKES	Merlyn Mk11A/20	13	14:39.261	1 lap		87.23	1:06.090	5
DQ	89		Gary CRITCHER	Nike Mk4/6	13	16:14.112	1 lap	1:34.851	78.74	1:12.612	7
DQ	87		Paul STRINGER	Lotus 51	13	16:34.007	1 lap	19.895	77.16	1:12.948	11
DNF	5		Callum MacLEOD	Merlyn Mk20a	8	8:53.955	6 laps	5 laps	88.40	1:05.014	3
DNF	86		George FOWLER	Macon MR8	5	6:34.491	9 laps	3 laps	74.78	1:08.132	3
DNF	67		Paul MCMORRAN	Crossle 20F	1	1:27.017	13 laps	4 laps	67.80	1:27.017	1
FASTEST LAP											
5			Callum MacLEOD	Merlyn Mk20a	3	1:05.014		90.75 mph		146.05 kph	

Cars 87 & 89 Disqualified by Clerk of Course decisions

Silverstone National  
Circuit Length = 1.6390 miles  
Start: 13:53 End: 14:10

These results are provisional until the conclusion of any judicial and technical matters.

Clerk of Course :	Timekeeper :
-------------------	--------------

# Historic Formula Ford

## RACE 2 - LAP CHART

Lap 1			Lap 2			Lap 3			Lap 4			Lap 5		
No	Behind	Laptime	No	Behind	Laptime	No	Behind	Laptime	No	Behind	Laptime	No	Behind	Laptime
5		1:13.179	5		1:05.287	5		1:05.014	5		1:05.185	5		1:06.612
11	0.448	1:13.627	11	0.966	1:05.805	11	1.973	1:06.021	2	2.916	1:05.975	11	2.534	1:06.096
2	0.572	1:13.751	2	1.212	1:05.927	2	2.126	1:05.928	11	3.050	1:06.262	2	2.643	1:06.339
72	3.389	1:16.568	38	5.365	1:07.106	72	7.838	1:07.364	38	10.083	1:07.134	4	10.102	1:06.090
38	3.546	1:16.725	72	5.488	1:07.386	38	8.134	1:07.783	72	10.261	1:07.608	38	10.408	1:06.937
48	4.472	1:17.651	22	7.463	1:08.098	4	9.660	1:06.767	4	10.624	1:06.149	72	10.651	1:07.002
22	4.652	1:17.831	4	7.907	1:07.307	22	10.247	1:07.798	22	11.818	1:06.756	22	12.049	1:06.843
49	5.697	1:18.876	48	8.036	1:08.851	48	10.535	1:07.513	48	12.298	1:06.948	77	12.653	1:05.974
4	5.887	1:19.066	49	8.544	1:08.134	49	11.609	1:08.079	77	13.291	1:06.666	48	12.973	1:07.287
58	6.067	1:19.246	40	9.101	1:08.211	77	11.810	1:07.644	40	14.543	1:07.466	40	15.387	1:07.456
40	6.177	1:19.356	77	9.180	1:06.841	40	12.262	1:08.175	49	14.869	1:08.445	58	15.467	1:06.885
70	7.555	1:20.734	58	9.364	1:08.584	58	12.642	1:08.292	58	15.194	1:07.737	49	15.773	1:07.516
77	7.626	1:20.805	70	10.362	1:08.094	44	12.849	1:07.179	44	15.338	1:07.674	44	16.059	1:07.333
44	8.541	1:21.720	44	10.684	1:07.430	70	14.204	1:08.856	70	16.881	1:07.862	70	17.849	1:07.580
54	8.542	1:21.721	54	12.305	1:09.050	54	15.906	1:08.615	9	17.649	1:06.460	9	17.914	1:06.877
79	8.807	1:21.986	8	12.648	1:08.252	8	16.308	1:08.674	54	18.733	1:08.012	8	20.431	1:08.046
8	9.683	1:22.862	79	12.856	1:09.336	9	16.374	1:08.434	8	18.997	1:07.874	79	20.781	1:08.252
9	10.059	1:23.238	9	12.954	1:08.182	79	16.792	1:08.950	79	19.141	1:07.534	54	21.109	1:08.988
55	11.290	1:24.469	55	14.053	1:08.050	55	17.812	1:08.773	55	20.387	1:07.760	55	22.202	1:08.427
31	11.713	1:24.892	46	16.459	1:09.773	46	20.580	1:09.135	46	24.066	1:08.671	46	26.063	1:08.609
46	11.973	1:25.152	31	17.305	1:10.879	31	22.903	1:10.612	31	27.838	1:10.120	31	31.064	1:09.838
59	12.096	1:25.275	28	17.833	1:10.353	28	23.825	1:11.006	56	28.779	1:09.888	56	32.125	1:09.958
28	12.767	1:25.946	59	18.216	1:11.407	56	24.076	1:09.913	28	29.028	1:10.388	28	32.335	1:09.919
43	13.314	1:26.493	39	18.901	1:10.670	59	24.742	1:11.540	39	29.509	1:09.716	39	32.614	1:09.717
41	13.362	1:26.541	43	19.070	1:11.043	39	24.978	1:11.091	59	29.525	1:09.968	59	32.981	1:10.068
39	13.518	1:26.697	56	19.177	1:10.890	43	25.265	1:11.209	43	30.102	1:10.022	43	33.253	1:09.763
56	13.574	1:26.753	14	20.012	1:11.411	14	26.012	1:11.014	14	31.786	1:10.959	41	36.672	1:10.749
67	13.838	1:27.017	51	20.541	1:11.556	41	26.544	1:10.329	86	31.956	1:08.793	14	37.243	1:12.069
14	13.888	1:27.067	41	21.229	1:13.154	51	27.045	1:11.518	41	32.535	1:11.176	51	37.674	1:11.387
51	14.272	1:27.451	86	25.230	1:09.734	86	28.348	1:08.132	51	32.899	1:11.039	89	49.238	1:13.586
89	17.096	1:30.275	89	25.871	1:14.062	89	34.237	1:13.380	89	42.264	1:13.212	87	53.994	1:13.871
87	17.788	1:30.967	87	28.219	1:15.718	87	37.983	1:14.778	87	46.735	1:13.937	86	59.214	1:33.870
86	20.783	1:33.962												

Silverstone National  
 Circuit Length = 1.6390 miles  
 Start: 13:53 End: 14:10

# Historic Formula Ford

## RACE 2 - LAP CHART

Lap 6			Lap 7			Lap 8			Lap 9			Lap 10		
No	Behind	Laptime	No	Behind	Laptime	No	Behind	Laptime	No	Behind	Laptime	No	Behind	Laptime
5		1:06.225	5		1:05.952	5		1:06.501	2		1:05.807	2		1:06.162
2	2.153	1:05.735	2	2.087	1:05.886	2	1.500	1:05.914	11	0.036	1:05.661	11	0.174	1:06.300
11	2.268	1:05.959	11	2.203	1:05.887	11	1.682	1:05.980	89	1 LAP	1:13.414	89	1 LAP	1:13.225
4	10.161	1:06.284	38	10.980	1:06.050	87	1 LAP	1:16.133	4	10.959	1:07.120	4	11.852	1:07.055
38	10.882	1:06.699	4	11.286	1:07.077	4	11.146	1:06.361	72	11.082	1:07.195	77	12.409	1:06.625
72	11.243	1:06.817	72	11.530	1:06.239	72	11.194	1:06.165	38	11.395	1:07.351	38	12.678	1:07.445
22	12.160	1:06.336	22	12.454	1:06.246	38	11.351	1:06.872	22	11.891	1:07.456	72	12.791	1:07.871
77	12.595	1:06.167	77	12.833	1:06.190	22	11.742	1:05.789	77	11.946	1:07.217	22	13.038	1:07.309
48	13.672	1:06.924	48	16.090	1:08.370	77	12.036	1:05.704	87	1 LAP	1:16.665	58	17.386	1:07.122
40	16.119	1:06.957	58	17.088	1:06.818	48	16.789	1:07.200	58	16.426	1:06.705	40	19.124	1:06.998
58	16.222	1:06.980	40	17.582	1:07.415	58	17.028	1:06.441	48	16.942	1:07.460	48	19.219	1:08.439
49	17.111	1:07.563	44	18.296	1:07.009	44	18.341	1:06.546	44	17.678	1:06.644	44	19.411	1:07.895
44	17.239	1:07.405	49	18.958	1:07.799	40	18.676	1:07.595	40	18.288	1:06.919	49	19.723	1:07.404
9	18.604	1:06.915	9	19.369	1:06.717	49	19.057	1:06.600	49	18.481	1:06.731	9	20.071	1:07.468
70	19.741	1:08.117	70	21.335	1:07.546	9	19.417	1:06.549	9	18.765	1:06.655	70	25.491	1:08.513
8	21.509	1:07.303	79	23.924	1:08.190	70	22.460	1:07.626	70	23.140	1:07.987	87	1 LAP	1:18.179
79	21.686	1:07.130	8	24.056	1:08.499	8	26.190	1:08.635	8	27.070	1:08.187	8	28.878	1:07.970
54	22.243	1:07.359	54	24.498	1:08.207	79	26.199	1:08.776	79	27.157	1:08.265	79	29.343	1:08.348
55	24.447	1:08.470	55	27.629	1:09.134	54	26.452	1:08.455	54	27.413	1:08.268	54	30.051	1:08.800
46	28.481	1:08.643	46	30.993	1:08.464	55	29.063	1:07.935	55	29.883	1:08.127	55	31.735	1:08.014
31	34.664	1:09.825	56	38.299	1:09.413	46	33.846	1:09.354	46	35.364	1:08.825	46	38.989	1:09.787
56	34.838	1:08.938	31	38.882	1:10.170	56	40.548	1:08.750	56	42.108	1:08.867	28	44.871	1:08.381
28	35.716	1:09.606	28	39.136	1:09.372	31	41.064	1:08.683	28	42.652	1:08.577	56	45.114	1:09.168
39	36.095	1:09.706	39	39.728	1:09.585	28	41.382	1:08.747	31	42.882	1:09.125	31	45.790	1:09.070
59	36.438	1:09.682	59	39.866	1:09.380	39	42.358	1:09.131	39	44.215	1:09.164	43	46.748	1:08.455
43	36.636	1:09.608	43	40.191	1:09.507	59	42.876	1:09.511	43	44.455	1:08.693	39	47.279	1:09.226
41	39.345	1:08.898	41	42.237	1:08.844	43	43.069	1:09.379	59	45.108	1:09.539	59	47.635	1:08.689
51	41.753	1:10.304	51	45.726	1:09.925	41	44.111	1:08.375	41	45.313	1:08.509	41	47.829	1:08.678
14	42.324	1:11.306	14	46.712	1:10.340	51	49.116	1:09.891	51	51.668	1:09.859	51	55.465	1:09.959
89	56.158	1:13.145	89	1:02.818	1:12.612	14	50.460	1:10.249	14	54.195	1:11.042	14	59.197	1:11.164
87	1:02.156	1:14.387												

Silverstone National  
 Circuit Length = 1.6390 miles  
 Start: 13:53 End: 14:10

# Historic Formula Ford

## RACE 2 - LAP CHART

Lap 11			Lap 12			Lap 13			Lap 14		
No	Behind	Laptime	No	Behind	Laptime	No	Behind	Laptime	No	Behind	Laptime
2		1:06.010	11		1:05.804	11		1:05.936	11		1:05.384
11	0.108	1:05.944	2	0.144	1:06.056	2	0.226	1:06.018	2	0.126	1:05.284
4	12.379	1:06.537	38	13.067	1:05.748	14	1 LAP	1:11.419	51	1 LAP	1:11.669
38	13.231	1:06.563	4	13.262	1:06.795	38	13.730	1:06.599	14	1 LAP	1:10.758
77	13.835	1:07.436	77	14.631	1:06.708	4	13.979	1:06.653	38	15.100	1:06.754
72	13.907	1:07.126	72	14.862	1:06.867	77	15.680	1:06.985	77	16.861	1:06.565
22	14.167	1:07.139	22	17.511	1:09.256	72	15.752	1:06.826	72	16.947	1:06.579
89	1 LAP	1:13.550	58	18.941	1:06.415	22	18.141	1:06.566	22	19.530	1:06.773
58	18.438	1:07.062	40	21.834	1:07.210	58	19.242	1:06.237	58	19.958	1:06.100
40	20.536	1:07.422	44	22.568	1:07.030	40	22.943	1:07.045	40	25.225	1:07.666
48	21.142	1:07.933	48	22.705	1:07.475	44	24.089	1:07.457	44	26.070	1:07.365
44	21.450	1:08.049	9	22.773	1:06.414	49	24.450	1:07.390	49	26.946	1:07.880
49	21.705	1:07.992	49	22.996	1:07.203	48	24.628	1:07.859	48	27.309	1:08.065
9	22.271	1:08.210	89	1 LAP	1:14.581	9	24.765	1:07.928	9	27.539	1:08.158
70	27.560	1:08.079	70	29.772	1:08.124	70	32.584	1:08.748	79	35.990	1:08.039
8	30.312	1:07.444	79	31.780	1:07.248	79	33.335	1:07.491	70	36.001	1:08.801
79	30.444	1:07.111	8	32.301	1:07.901	89	1 LAP	1:13.628	8	37.952	1:09.165
54	31.439	1:07.398	54	32.943	1:07.416	8	34.171	1:07.806	54	38.192	1:09.106
55	34.110	1:08.385	55	36.548	1:08.350	54	34.470	1:07.463	55	43.180	1:10.008
87	1 LAP	1:15.531	87	1 LAP	1:12.948	55	38.556	1:07.944	89	1 LAP	1:15.442
46	43.069	1:10.090	46	46.348	1:09.191	46	49.643	1:09.231	46	54.809	1:10.550
28	48.582	1:09.721	28	51.651	1:08.981	87	1 LAP	1:13.996	41	1:00.503	1:10.473
56	48.740	1:09.636	56	51.977	1:09.149	28	54.130	1:08.415	31	1:00.616	1:11.078
31	49.076	1:09.296	31	52.737	1:09.573	56	54.448	1:08.407	43	1:00.892	1:10.290
43	49.523	1:08.785	41	53.171	1:08.487	31	54.922	1:08.121	56	1:01.054	1:11.990
41	50.596	1:08.777	43	53.442	1:09.831	41	55.414	1:08.179	28	1:01.102	1:12.356
59	50.826	1:09.201	59	53.654	1:08.740	43	55.986	1:08.480	59	1:02.035	1:10.631
39	51.293	1:10.024	39	54.731	1:09.350	59	56.788	1:09.070	39	1:02.985	1:09.987
51	59.772	1:10.317	51	1:03.856	1:09.996	39	58.382	1:09.587	87	1 LAP	1:16.897
14	1:04.340	1:11.153									

# Historic Saloon Car Championship

## UALIFYING RACE 3 - CLASSIFICATION

POS	NO	CL	NAME	ENTRY	TIME	ON	LAPS	GAP	DIFF	MPH
1	21	A	<b>Graeme DODD</b>	Jaguar MkII	<b>1:11.407</b>	9	13			82.63
2	33	B	<b>James FULLER</b>	Alfa Romeo Giulia Sprint	<b>1:11.428</b>	10	12	<b>0.021</b>	0.021	82.60
3	46	C	<b>Dan COX</b>	Ford Lotus Cortina	<b>1:11.581</b>	8	13	<b>0.174</b>	0.153	82.42
4	69	C	<b>Bob BULLEN</b>	Ford Anglia 105E	<b>1:11.783</b>	8	12	<b>0.376</b>	0.202	82.19
5	38	C	<b>Steve SHUTTLEWORTH</b>	Ford Lotus Cortina	<b>1:12.101</b>	8	12	<b>0.694</b>	0.318	81.83
6	49	C	<b>Peter HORE</b>	Ford Lotus Cortina	<b>1:12.121</b>	7	12	<b>0.714</b>	0.020	81.81
7	54	C	<b>Neil WOOD</b>	Ford Anglia 105E	<b>1:12.413</b>	8	12	<b>1.006</b>	0.292	81.48
8	3	K1	<b>Peter HALLFORD</b>	Ford Mustang	<b>1:13.131</b>	5	10	<b>1.724</b>	0.718	80.68
9	63	C	<b>Mark JONES</b>	Ford Lotus Cortina	<b>1:13.148</b>	11	11	<b>1.741</b>	0.017	80.66
10	85	D	<b>Roger GODFREY</b>	Austin Cooper S	<b>1:13.437</b>	9	12	<b>2.030</b>	0.289	80.34
11	14	K1	<b>Michael STEELE</b>	Ford Galaxie	<b>1:13.656</b>	5	12	<b>2.249</b>	0.219	80.10
12	50	C	<b>Steve READ</b>	Ford Anglia 105E	<b>1:14.580</b>	12	12	<b>3.173</b>	0.924	79.11
13	27	K2	<b>Roger COPE</b>	BMW 1800	<b>1:14.713</b>	10	10	<b>3.306</b>	0.133	78.97
14	53	C	<b>Andy YOOL</b>	Ford Anglia 105E	<b>1:14.851</b>	6	11	<b>3.444</b>	0.138	78.82
15	82	D	<b>Barry LONG</b>	Austin Mini Cooper S	<b>1:15.191</b>	7	12	<b>3.784</b>	0.340	78.47
16	1	E	<b>Simon BENOY</b>	Hillman Imp	<b>1:15.253</b>	8	12	<b>3.846</b>	0.062	78.40
17	93	E	<b>Graham MARTIN</b>	Singer Chamois	<b>1:16.866</b>	11	12	<b>5.459</b>	1.613	76.76
18	89	E	<b>Adrian OLIVER</b>	Hillman Imp	<b>1:17.132</b>	8	11	<b>5.725</b>	0.266	76.49
19	95	E	<b>Shaun HAZLEWOOD</b>	Hillman Imp	<b>1:17.638</b>	5	10	<b>6.231</b>	0.506	75.99
20	92	E	<b>Colin GUNTON</b>	Hillman Imp	<b>1:17.704</b>	7	11	<b>6.297</b>	0.066	75.93
21	96	E	<b>Tim BROOK</b>	Austin Mini Cooper	<b>1:20.307</b>	7	11	<b>8.900</b>	2.603	73.47
22	91	E	<b>Vince FROST</b>	Hillman Imp	<b>1:20.355</b>	9	11	<b>8.948</b>	0.048	73.42
23	19	K2	<b>Richard CROSS</b>	Triumph 2000 Mk1	<b>1:21.042</b>	10	11	<b>9.635</b>	0.687	72.80
24	81	C	<b>Ed GLAISTER</b>	Ford Anglia 100E	<b>1:21.545</b>	2	7	<b>10.138</b>	0.503	72.35
25	80	D	<b>David DUNNELL</b>	Morris Mini Cooper	<b>1:22.171</b>	8	9	<b>10.764</b>	0.626	71.80
26	70	K3	<b>Crispin THOMAS</b>	Alfa Romeo GT	<b>1:22.287</b>	8	8	<b>10.880</b>	0.116	71.70
27	90	K5	<b>Tim BISHOP</b>	DKW 3=6	<b>1:23.960</b>	9	10	<b>12.553</b>	1.673	70.27
28	39	K3	<b>Paul HOPKINSON</b>	Alfa Romeo Giulia Sprint	<b>1:27.806</b>	10	10	<b>16.399</b>	3.846	67.19

Car 21 - your transponder is not giving a good signal - please see timekeepers regarding re-positioning.

Silverstone National  
Circuit Length = 1.6390 miles  
Start: 09:45 End: 10:02

These results are provisional until the conclusion of any judicial and technical matters.

Clerk of Course :		Timekeeper :
-------------------	--	--------------

# Historic Saloon Car Championship

## QUALIFYING RACE 3 - LAP ANALYSIS

<b>1</b>	<b>Simon BENOY</b>		<b>Hillman Imp</b>				
1 -	1:23.892	+ 8.639	9:48:00.257	7 -	1:15.949	+ 0.696	9:55:46.752
2 -	1:19.242	+ 3.989	9:49:19.499	8 -	<b>1:15.253</b>		<b>9:57:02.005</b>
3 -	1:19.906	+ 4.653	9:50:39.405	9 -	1:15.482	+ 0.229	9:58:17.487
4 -	1:18.621	+ 3.368	9:51:58.026	10 -	1:15.362	+ 0.109	9:59:32.849
5 -	1:16.682	+ 1.429	9:53:14.708	11 -	1:15.765	+ 0.512	10:00:48.614
6 -	1:16.095	+ 0.842	9:54:30.803	12 -	1:16.318	+ 1.065	10:02:04.932
<b>3</b>	<b>Peter HALLFORD</b>		<b>Ford Mustang</b>				
1 -	1:17.726	+ 4.595	9:47:54.999	6 -	1:13.375	+ 0.244	9:54:03.921
2 -	1:15.355	+ 2.224	9:49:10.354	7 -	1:14.608	+ 1.477	9:55:18.529
3 -	1:13.565	+ 0.434	9:50:23.919	8 -	1:15.504	+ 2.373	9:56:34.033
4 -	1:13.496	+ 0.365	9:51:37.415	9 -	1:15.857	+ 2.726	9:57:49.890
5 -	<b>1:13.131</b>		<b>9:52:50.546</b>	10 -	1:16.628	+ 3.497	9:59:06.518
<b>14</b>	<b>Michael STEELE</b>		<b>Ford Galaxie</b>				
1 -	1:20.937	+ 7.281	9:48:00.712	7 -	1:14.842	+ 1.186	9:55:40.264
2 -	1:15.914	+ 2.258	9:49:16.626	8 -	1:14.722	+ 1.066	9:56:54.986
3 -	1:23.586	+ 9.930	9:50:40.212	9 -	1:14.387	+ 0.731	9:58:09.373
4 -	1:15.987	+ 2.331	9:51:56.199	10 -	1:14.233	+ 0.577	9:59:23.606
5 -	<b>1:13.656</b>		<b>9:53:09.855</b>	11 -	1:16.148	+ 2.492	10:00:39.754
6 -	1:15.567	+ 1.911	9:54:25.422	12 -	1:14.229	+ 0.573	10:01:53.983
<b>19</b>	<b>Richard CROSS</b>		<b>Triumph 2000 Mk1</b>				
1 -	1:31.239	+ 10.197	9:48:06.126	7 -	1:22.309	+ 1.267	9:56:25.935
2 -	1:23.395	+ 2.353	9:49:29.521	8 -	1:21.420	+ 0.378	9:57:47.355
3 -	1:24.630	+ 3.588	9:50:54.151	9 -	1:24.343	+ 3.301	9:59:11.698
4 -	1:23.423	+ 2.381	9:52:17.574	10 -	<b>1:21.042</b>		<b>10:00:32.740</b>
5 -	1:24.074	+ 3.032	9:53:41.648	11 -	1:23.820	+ 2.778	10:01:56.560
6 -	1:21.978	+ 0.936	9:55:03.626				
<b>21</b>	<b>Graeme DODD</b>		<b>Jaguar MkII</b>				
1 -	1:15.964	+ 4.557	9:47:35.662	8 -	1:11.970	+ 0.563	9:56:06.234
2 -	1:13.211	+ 1.804	9:48:48.873	9 -	<b>1:11.407</b>		<b>9:57:17.641</b>
3 -	1:12.322	+ 0.915	9:50:01.195	10 -	1:11.881	+ 0.474	9:58:29.522
4 -	1:13.519	+ 2.112	9:51:14.714	11 -	1:12.899	+ 1.492	9:59:42.421
5 -	1:12.763	+ 1.356	9:52:27.477	12 -	1:11.979	+ 0.572	10:00:54.400
6 -	1:12.743	+ 1.336	9:53:40.220	13 -	1:12.417	+ 1.010	10:02:06.817
7 -	1:14.044	+ 2.637	9:54:54.264				
<b>27</b>	<b>Roger COPE</b>		<b>BMW 1800</b>				
1 -	1:22.220	+ 7.507	9:47:59.195	6 -	1:15.303	+ 0.590	9:56:21.853
2 -	1:16.745	+ 2.032	9:49:15.940	7 -	1:16.687	+ 1.974	9:57:38.540
3 -	3:20.477	+ 2:05.764	9:52:36.417	8 -	1:14.810	+ 0.097	9:58:53.350
4 -	1:15.412	+ 0.699	9:53:51.829	9 -	1:17.100	+ 2.387	10:00:10.450
5 -	1:14.721	+ 0.008	9:55:06.550	10 -	<b>1:14.713</b>		<b>10:01:25.163</b>
<b>33</b>	<b>James FULLER</b>		<b>Alfa Romeo Giulia Sprint</b>				
1 -	1:17.614	+ 6.186	9:47:35.168	7 -	1:12.719	+ 1.291	9:54:54.485
2 -	1:14.400	+ 2.972	9:48:49.568	8 -	1:12.039	+ 0.611	9:56:06.524
3 -	1:12.484	+ 1.056	9:50:02.052	9 -	1:11.835	+ 0.407	9:57:18.359
4 -	1:14.058	+ 2.630	9:51:16.110	10 -	<b>1:11.428</b>		<b>9:58:29.787</b>
5 -	1:12.650	+ 1.222	9:52:28.760	11 -	1:13.064	+ 1.636	9:59:42.851
6 -	1:13.006	+ 1.578	9:53:41.766	12 -	1:13.057	+ 1.629	10:00:55.908
<b>38</b>	<b>Steve SHUTTLEWORTH</b>		<b>Ford Lotus Cortina</b>				
1 -	1:22.018	+ 9.917	9:47:49.118	7 -	1:12.131	+ 0.030	9:55:27.957
2 -	1:16.438	+ 4.337	9:49:05.556	8 -	<b>1:12.101</b>		<b>9:56:40.058</b>
3 -	1:13.457	+ 1.356	9:50:19.013	9 -	1:12.783	+ 0.682	9:57:52.841
4 -	1:29.040	+ 16.939	9:51:48.053	10 -	1:13.934	+ 1.833	9:59:06.775
5 -	1:14.544	+ 2.443	9:53:02.597	11 -	1:13.612	+ 1.511	10:00:20.387
6 -	1:13.229	+ 1.128	9:54:15.826	12 -	1:15.905	+ 3.804	10:01:36.292

Car 21 - your transponder is not giving a good signal - please see timekeepers regarding re-positi

Silverstone National  
Circuit Length = 1.6390 miles  
Start: 09:45 End: 10:02



# Historic Saloon Car Championship

## QUALIFYING RACE 3 - LAP ANALYSIS

<b>39</b>	<b>Paul HOPKINSON</b>		Alfa Romeo Guilia Sprint				
1 -	1:33.466	+ 5.660	9:48:22.832	6 -	1:28.950	+ 1.144	9:55:57.224
2 -	1:30.287	+ 2.481	9:49:53.119	7 -	1:29.120	+ 1.314	9:57:26.344
3 -	1:33.423	+ 5.617	9:51:26.542	8 -	1:28.833	+ 1.027	9:58:55.177
4 -	1:29.748	+ 1.942	9:52:56.290	9 -	1:29.121	+ 1.315	10:00:24.298
5 -	1:31.984	+ 4.178	9:54:28.274	10 -	<b>1:27.806</b>		<b>10:01:52.104</b>
<b>46</b>	<b>Dan COX</b>		Ford Lotus Cortina				
1 -	1:17.710	+ 6.129	9:47:40.047	8 -	<b>1:11.581</b>		<b>9:56:04.997</b>
2 -	1:12.851	+ 1.270	9:48:52.898	9 -	1:11.891	+ 0.310	9:57:16.888
3 -	1:12.230	+ 0.649	9:50:05.128	10 -	1:11.877	+ 0.296	9:58:28.765
4 -	1:12.092	+ 0.511	9:51:17.220	11 -	1:12.954	+ 1.373	9:59:41.719
5 -	1:12.360	+ 0.779	9:52:29.580	12 -	1:11.929	+ 0.348	10:00:53.648
6 -	1:11.584	+ 0.003	9:53:41.164	13 -	1:12.303	+ 0.722	10:02:05.951
7 -	1:12.252	+ 0.671	9:54:53.416				
<b>49</b>	<b>Peter HORE</b>		Ford Lotus Cortina				
1 -	1:26.862	+ 14.741	9:47:52.798	7 -	<b>1:12.121</b>		<b>9:55:25.809</b>
2 -	1:21.568	+ 9.447	9:49:14.366	8 -	1:12.221	+ 0.100	9:56:38.030
3 -	1:21.077	+ 8.956	9:50:35.443	9 -	1:12.595	+ 0.474	9:57:50.625
4 -	1:13.232	+ 1.111	9:51:48.675	10 -	1:13.180	+ 1.059	9:59:03.805
5 -	1:12.890	+ 0.769	9:53:01.565	11 -	1:12.645	+ 0.524	10:00:16.450
6 -	1:12.123	+ 0.002	9:54:13.688	12 -	1:12.645	+ 0.524	10:01:29.095
<b>50</b>	<b>Steve READ</b>		Ford Anglia 105E				
1 -	1:21.602	+ 7.022	9:47:50.740	7 -	1:14.657	+ 0.077	9:55:23.142
2 -	1:16.211	+ 1.631	9:49:06.951	8 -	1:14.631	+ 0.051	9:56:37.773
3 -	1:15.318	+ 0.738	9:50:22.269	9 -	1:14.602	+ 0.022	9:57:52.375
4 -	1:16.086	+ 1.506	9:51:38.355	10 -	1:15.025	+ 0.445	9:59:07.400
5 -	1:15.029	+ 0.449	9:52:53.384	11 -	1:14.891	+ 0.311	10:00:22.291
6 -	1:15.101	+ 0.521	9:54:08.485	12 -	<b>1:14.580</b>		<b>10:01:36.871</b>
<b>53</b>	<b>Andy YOOL</b>		Ford Anglia 105E				
1 -	1:21.673	+ 6.822	9:48:05.942	7 -	1:16.934	+ 2.083	9:56:09.277
2 -	1:16.002	+ 1.151	9:49:21.944	8 -	1:17.423	+ 2.572	9:57:26.700
3 -	1:16.823	+ 1.972	9:50:38.767	9 -	1:16.250	+ 1.399	9:58:42.950
4 -	1:41.223	+ 26.372	9:52:19.990	10 -	1:15.327	+ 0.476	9:59:58.277
5 -	1:17.502	+ 2.651	9:53:37.492	11 -	1:16.853	+ 2.002	10:01:15.130
6 -	<b>1:14.851</b>		<b>9:54:52.343</b>				
<b>54</b>	<b>Neil WOOD</b>		Ford Anglia 105E				
1 -	1:16.080	+ 3.667	9:47:35.390	7 -	1:13.421	+ 1.008	9:54:56.491
2 -	1:14.007	+ 1.594	9:48:49.397	8 -	<b>1:12.413</b>		<b>9:56:08.904</b>
3 -	1:13.449	+ 1.036	9:50:02.846	9 -	1:12.698	+ 0.285	9:57:21.602
4 -	1:14.095	+ 1.682	9:51:16.941	10 -	1:12.562	+ 0.149	9:58:34.164
5 -	1:13.257	+ 0.844	9:52:30.198	11 -	1:13.635	+ 1.222	9:59:47.799
6 -	1:12.872	+ 0.459	9:53:43.070	12 -	1:12.750	+ 0.337	10:01:00.549
<b>63</b>	<b>Mark JONES</b>		Ford Lotus Cortina				
1 -	1:16.573	+ 3.425	9:47:33.972	7 -	1:24.946	+ 11.798	9:57:07.736
2 -	1:13.763	+ 0.615	9:48:47.735	8 -	1:13.524	+ 0.376	9:58:21.260
3 -	1:13.160	+ 0.012	9:50:00.895	9 -	1:13.883	+ 0.735	9:59:35.143
4 -	1:17.293	+ 4.145	9:51:18.188	10 -	1:13.733	+ 0.585	10:00:48.876
5 -	1:13.572	+ 0.424	9:52:31.760	11 -	<b>1:13.148</b>		<b>10:02:02.024</b>
6 -	3:11.030	+ 1:57.882	9:55:42.790				
<b>69</b>	<b>Bob BULLEN</b>		Ford Anglia 105E				
1 -	1:19.072	+ 7.289	9:48:03.639	7 -	1:12.278	+ 0.495	9:55:29.632
2 -	1:14.925	+ 3.142	9:49:18.564	8 -	<b>1:11.783</b>		<b>9:56:41.415</b>
3 -	1:17.561	+ 5.778	9:50:36.125	9 -	1:13.033	+ 1.250	9:57:54.448
4 -	1:13.445	+ 1.662	9:51:49.570	10 -	1:13.300	+ 1.517	9:59:07.748
5 -	1:13.653	+ 1.870	9:53:03.223	11 -	1:13.553	+ 1.770	10:00:21.301
6 -	1:14.131	+ 2.348	9:54:17.354	12 -	1:14.506	+ 2.723	10:01:35.807

Car 21 - your transponder is not giving a good signal - please see timekeepers regarding re-positi

Silverstone National  
Circuit Length = 1.6390 miles  
Start: 09:45 End: 10:02

# Historic Saloon Car Championship

## QUALIFYING RACE 3 - LAP ANALYSIS

<b>70</b>	<b>Crispin THOMAS</b>		Alfa Romeo GT				
1 -	1:24.481	+ 2.194	9:47:44.863	5 -	1:24.163	+ 1.876	9:57:26.223
2 -	1:23.670	+ 1.383	9:49:08.533	6 -	1:22.320	+ 0.033	9:58:48.543
3 -	1:46.990	+ 24.703	9:50:55.523	7 -	1:22.642	+ 0.355	10:00:11.185
4 -	5:06.537	+ 3:44.250	9:56:02.060	8 -	<b>1:22.287</b>		<b>10:01:33.472</b>
<b>80</b>	<b>David DUNNELL</b>		Morris Mini Cooper				
1 -	1:28.894	+ 6.723	9:48:04.399	6 -	1:22.186	+ 0.015	9:55:04.832
2 -	1:22.453	+ 0.282	9:49:26.852	7 -	1:22.313	+ 0.142	9:56:27.145
3 -	1:26.141	+ 3.970	9:50:52.993	8 -	<b>1:22.171</b>		<b>9:57:49.316</b>
4 -	1:25.496	+ 3.325	9:52:18.489	9 -	1:23.594	+ 1.423	9:59:12.910
5 -	1:24.157	+ 1.986	9:53:42.646				
<b>81</b>	<b>Ed GLAISTER</b>		Ford Anglia 100E				
1 -	1:22.473	+ 0.928	9:53:50.552	5 -	1:22.865	+ 1.320	9:59:21.845
2 -	<b>1:21.545</b>		<b>9:55:12.097</b>	6 -	1:23.978	+ 2.433	10:00:45.823
3 -	1:23.371	+ 1.826	9:56:35.468	7 -	1:23.771	+ 2.226	10:02:09.594
4 -	1:23.512	+ 1.967	9:57:58.980				
<b>82</b>	<b>Barry LONG</b>		Austin Mini Cooper S				
1 -	1:24.673	+ 9.482	9:47:50.956	7 -	<b>1:15.191</b>		<b>9:55:32.890</b>
2 -	1:18.396	+ 3.205	9:49:09.352	8 -	1:15.651	+ 0.460	9:56:48.541
3 -	1:17.066	+ 1.875	9:50:26.418	9 -	1:23.046	+ 7.855	9:58:11.587
4 -	1:18.483	+ 3.292	9:51:44.901	10 -	1:15.604	+ 0.413	9:59:27.191
5 -	1:16.773	+ 1.582	9:53:01.674	11 -	1:15.607	+ 0.416	10:00:42.798
6 -	1:16.025	+ 0.834	9:54:17.699	12 -	1:15.441	+ 0.250	10:01:58.239
<b>85</b>	<b>Roger GODFREY</b>		Austin Cooper S				
1 -	1:15.312	+ 1.875	9:47:31.348	7 -	1:13.496	+ 0.059	9:54:56.292
2 -	1:14.084	+ 0.647	9:48:45.432	8 -	1:13.546	+ 0.109	9:56:09.838
3 -	1:13.583	+ 0.146	9:49:59.015	9 -	<b>1:13.437</b>		<b>9:57:23.275</b>
4 -	1:16.575	+ 3.138	9:51:15.590	10 -	1:13.559	+ 0.122	9:58:36.834
5 -	1:13.714	+ 0.277	9:52:29.304	11 -	1:13.995	+ 0.558	9:59:50.829
6 -	1:13.492	+ 0.055	9:53:42.796	12 -	1:13.970	+ 0.533	10:01:04.799
<b>89</b>	<b>Adrian OLIVER</b>		Hillman Imp				
1 -	1:26.609	+ 9.477	9:47:57.193	7 -	1:17.232	+ 0.100	9:55:57.582
2 -	1:22.391	+ 5.259	9:49:19.584	8 -	<b>1:17.132</b>		<b>9:57:14.714</b>
3 -	1:23.623	+ 6.491	9:50:43.207	9 -	1:17.564	+ 0.432	9:58:32.278
4 -	1:20.712	+ 3.580	9:52:03.919	10 -	1:18.998	+ 1.866	9:59:51.276
5 -	1:18.389	+ 1.257	9:53:22.308	11 -	1:18.300	+ 1.168	10:01:09.576
6 -	1:18.042	+ 0.910	9:54:40.350				
<b>90</b>	<b>Tim BISHOP</b>		DKW 3=6				
1 -	1:30.551	+ 6.591	9:48:08.533	6 -	1:26.104	+ 2.144	9:55:22.237
2 -	1:25.744	+ 1.784	9:49:34.277	7 -	1:25.029	+ 1.069	9:56:47.266
3 -	1:28.933	+ 4.973	9:51:03.210	8 -	1:25.944	+ 1.984	9:58:13.210
4 -	1:28.190	+ 4.230	9:52:31.400	9 -	<b>1:23.960</b>		<b>9:59:37.170</b>
5 -	1:24.733	+ 0.773	9:53:56.133	10 -	1:24.540	+ 0.580	10:01:01.710
<b>91</b>	<b>Vince FROST</b>		Hillman Imp				
1 -	1:27.964	+ 7.609	9:48:00.036	7 -	1:21.345	+ 0.990	9:56:17.692
2 -	1:23.397	+ 3.042	9:49:23.433	8 -	1:21.804	+ 1.449	9:57:39.496
3 -	1:25.458	+ 5.103	9:50:48.891	9 -	<b>1:20.355</b>		<b>9:58:59.851</b>
4 -	1:22.985	+ 2.630	9:52:11.876	10 -	1:20.909	+ 0.554	10:00:20.760
5 -	1:21.942	+ 1.587	9:53:33.818	11 -	1:21.035	+ 0.680	10:01:41.795
6 -	1:22.529	+ 2.174	9:54:56.347				
<b>92</b>	<b>Colin GUNTON</b>		Hillman Imp				
1 -	1:24.512	+ 6.808	9:47:51.910	7 -	<b>1:17.704</b>		<b>9:55:45.087</b>
2 -	1:20.342	+ 2.638	9:49:12.252	8 -	1:17.869	+ 0.165	9:57:02.956
3 -	1:19.399	+ 1.695	9:50:31.651	9 -	1:17.718	+ 0.014	9:58:20.674
4 -	1:19.376	+ 1.672	9:51:51.027	10 -	1:18.672	+ 0.968	9:59:39.346

Car 21 - your transponder is not giving a good signal - please see timekeepers regarding re-positi

Silverstone National  
Circuit Length = 1.6390 miles  
Start: 09:45 End: 10:02

## Historic Saloon Car Championship

### QUALIFYING RACE 3 - LAP ANALYSIS

5 -	1:18.493	+ 0.789	9:53:09.520	11 -	1:18.332	+ 0.628	10:00:57.678
6 -	1:17.863	+ 0.159	9:54:27.383				
<b>93</b>	<b>Graham MARTIN</b>		<b>Singer Chamois</b>				
1 -	1:25.176	+ 8.310	9:47:53.491	7 -	1:17.749	+ 0.883	9:55:42.565
2 -	1:20.028	+ 3.162	9:49:13.519	8 -	1:17.968	+ 1.102	9:57:00.533
3 -	1:17.623	+ 0.757	9:50:31.142	9 -	1:17.524	+ 0.658	9:58:18.057
4 -	1:18.293	+ 1.427	9:51:49.435	10 -	1:17.766	+ 0.900	9:59:35.823
5 -	1:16.884	+ 0.018	9:53:06.319	11 -	<b>1:16.866</b>		<b>10:00:52.689</b>
6 -	1:18.497	+ 1.631	9:54:24.816	12 -	1:18.427	+ 1.561	10:02:11.116
<b>95</b>	<b>Shaun HAZLEWOOD</b>		<b>Hillman Imp</b>				
1 -	1:24.800	+ 7.162	9:47:49.666	6 -	1:18.996	+ 1.358	9:54:26.859
2 -	1:20.491	+ 2.853	9:49:10.157	7 -	1:18.380	+ 0.742	9:55:45.239
3 -	1:20.528	+ 2.890	9:50:30.685	8 -	1:18.588	+ 0.950	9:57:03.827
4 -	1:19.540	+ 1.902	9:51:50.225	9 -	1:18.092	+ 0.454	9:58:21.919
5 -	<b>1:17.638</b>		<b>9:53:07.863</b>	10 -	1:28.208	+ 10.570	9:59:50.127
<b>96</b>	<b>Tim BROOK</b>		<b>Austin Mini Cooper</b>				
1 -	1:27.879	+ 7.572	9:48:00.823	7 -	<b>1:20.307</b>		<b>9:56:18.467</b>
2 -	1:24.246	+ 3.939	9:49:25.069	8 -	1:21.733	+ 1.426	9:57:40.200
3 -	1:25.407	+ 5.100	9:50:50.476	9 -	1:24.663	+ 4.356	9:59:04.863
4 -	1:25.019	+ 4.712	9:52:15.495	10 -	1:20.900	+ 0.593	10:00:25.763
5 -	1:21.063	+ 0.756	9:53:36.558	11 -	1:23.275	+ 2.968	10:01:49.038
6 -	1:21.602	+ 1.295	9:54:58.160				

Car 21 - your transponder is not giving a good signal - please see timekeepers regarding re-positi

Silverstone National  
Circuit Length = 1.6390 miles  
Start: 09:45 End: 10:02

# Historic Saloon Car Championship

## RACE 3 - GRID

ROW 15	1:23.960 90 Tim BISHOP	1:27.806 39 Paul HOPKINSON
ROW 14	1:22.171 80 David DUNNELL	1:22.287 70 Crispin THOMAS
ROW 13	1:21.042 19 Richard CROSS	1:21.545 81 Ed GLAISTER
ROW 12	1:20.307 96 Tim BROOK	1:20.355 91 Vince FROST
ROW 11	1:17.638 95 Shaun HAZLEWOOD	1:17.704 92 Colin GUNTON
ROW 10	1:16.866 93 Graham MARTIN	1:17.132 89 Adrian OLIVER
ROW 9	1:15.191 82 Barry LONG	1:15.253 1 Simon BENOY
ROW 8	1:14.713 27 Roger COPE	1:14.851 53 Andy YOOL
ROW 7	1:13.656 14 Michael STEELE	1:14.580 50 Steve READ
ROW 6	1:13.148 63 Mark JONES	1:13.437 85 Roger GODFREY
ROW 5	1:12.413 54 Neil WOOD	1:13.131 3 Peter HALLFORD
ROW 4	1:12.101 38 Steve SHUTTLEWORTH	1:12.121 49 Peter HORE
ROW 3	1:11.581 46 Dan COX	1:11.783 69 Bob BULLEN
ROW 2	1:11.407 21 Graeme DODD	1:11.428 33 James FULLER
ROW 1	<b>Pole</b>	

Silverstone National  
Circuit Length = 1.6390 miles

**These results are provisional until the conclusion of any judicial and technical matters.**

Clerk of Course :	Timekeeper :
-------------------	--------------

# Historic ByBox Historic Saloon Car Championship

## RACE 3 - CLASSIFICATION

POS	NO	CL	NAME	ENTRY	LAPS	TIME	GAP	DIFF	MPH	BEST	ON
1	21	A	<b>Graeme DODD</b>	Jaguar MkII	13	15:44.890			81.17	1:11.666	5
2	46	C	<b>Dan COX</b>	Ford Lotus Cortina	13	15:45.260	<b>0.370</b>	0.370	81.14	1:11.301	4
3	33	B	<b>James FULLER</b>	Alfa Romeo Giulia Sprint	13	16:01.163	<b>16.273</b>	15.903	79.80	1:12.207	8
4	54	C	<b>Neil WOOD</b>	Ford Anglia 105E	13	16:01.969	<b>17.079</b>	0.806	79.73	1:12.665	2
5	38	C	<b>Steve SHUTTLEWORTH</b>	Ford Lotus Cortina	13	16:02.637	<b>17.747</b>	0.668	79.68	1:12.599	12
6	69	C	<b>Bob BULLEN</b>	Ford Anglia 105E	13	16:04.072	<b>19.182</b>	1.435	79.56	1:12.366	5
7	53	C	<b>Andy YOOL</b>	Ford Anglia 105E	13	16:15.826	<b>30.936</b>	11.754	78.60	1:13.178	7
8	63	C	<b>Mark JONES</b>	Ford Lotus Cortina	13	16:16.593	<b>31.703</b>	0.767	78.54	1:12.359	4
9	27	K2	<b>Roger COPE</b>	BMW 1800	13	16:28.700	<b>43.810</b>	12.107	77.58	1:14.270	6
10	50	C	<b>Steve READ</b>	Ford Anglia 105E	13	16:29.658	<b>44.768</b>	0.958	77.50	1:14.364	7
11	82	D	<b>Barry LONG</b>	Austin Mini Cooper S	13	16:56.122	<b>1:11.232</b>	26.464	75.48	1:16.183	7
12	89	E	<b>Adrian OLIVER</b>	Hillman Imp	13	16:56.852	<b>1:11.962</b>	0.730	75.43	1:16.533	7
13	93	E	<b>Graham MARTIN</b>	Singer Chamois	13	16:57.149	<b>1:12.259</b>	0.297	75.41	1:16.241	12
14	1	E	<b>Simon BENOY</b>	Hillman Imp	12	15:46.772	<b>1 lap</b>	1 lap	74.78	1:15.816	2
15	92	E	<b>Colin GUNTON</b>	Hillman Imp	12	16:04.746	<b>1 lap</b>	17.974	73.39	1:18.297	2
16	95	E	<b>Shaun HAZLEWOOD</b>	Hillman Imp	12	16:19.145	<b>1 lap</b>	14.399	72.31	1:18.624	2
17	91	E	<b>Vince FROST</b>	Hillman Imp	12	16:20.404	<b>1 lap</b>	1.259	72.21	1:19.039	12
18	96	E	<b>Tim BROOK</b>	Austin Mini Cooper	12	16:25.307	<b>1 lap</b>	4.903	71.86	1:20.042	2
19	70	K3	<b>Crispin THOMAS</b>	Alfa Romeo GT	12	16:45.598	<b>1 lap</b>	20.291	70.41	1:21.939	6
20	19	K2	<b>Richard CROSS</b>	Triumph 2000 Mk1	12	16:48.584	<b>1 lap</b>	2.986	70.20	1:21.628	12
21	90	K5	<b>Tim BISHOP</b>	DKW 3=6	11	15:53.599	<b>2 laps</b>	1 lap	68.06	1:23.992	8
22	39	K3	<b>Paul HOPKINSON</b>	Alfa Romeo Giulia Sprint	10	16:14.608	<b>3 laps</b>	1 lap	60.54	1:25.318	8

### NOT CLASSIFIED

<i>DNF</i>	14	K1	<b>Michael STEELE</b>	Ford Galaxie	9	11:34.509	<b>4 laps</b>	1 lap	76.46	1:13.364	2
<i>DNF</i>	3	K1	<b>Peter HALLFORD</b>	Ford Mustang	2	3:11.375	<b>11 laps</b>	7 laps	61.66	1:25.207	1
<i>DNF</i>	81	C	<b>Ed GLAISTER</b>	Ford Anglia 100E	10	13:40.202	<b>3 laps</b>	0.000	71.93	1:19.979	6
<i>DNF</i>	49	C	<b>Peter HORE</b>	Ford Lotus Cortina	8	9:55.689	<b>5 laps</b>	2 laps	79.24	1:12.239	4
<i>DNF</i>	80	D	<b>David DUNNELL</b>	Morris Mini Cooper	8	11:59.355	<b>5 laps</b>	2:03.666	65.61	1:24.052	2
<i>DNF</i>	85	D	<b>Roger GODFREY</b>	Austin Cooper S	3	3:54.745	<b>10 laps</b>	5 laps	75.40	1:14.192	2

### FASTEST LAP

1	E	<b>Simon BENOY</b>	Hillman Imp	2	1:15.816	77.82 mph	125.24 kph
14	K1	<b>Michael STEELE</b>	Ford Galaxie	2	1:13.364	80.42 mph	129.43 kph
27	K2	<b>Roger COPE</b>	BMW 1800	6	1:14.270	79.44 mph	127.85 kph
21	A	<b>Graeme DODD</b>	Jaguar MkII	5	1:11.666	82.33 mph	132.49 kph
33	B	<b>James FULLER</b>	Alfa Romeo Giulia Sprint	8	1:12.207	81.71 mph	131.50 kph
46	C	<b>Dan COX</b>	Ford Lotus Cortina	4	1:11.301	82.75 mph	133.17 kph
70	K3	<b>Crispin THOMAS</b>	Alfa Romeo GT	6	1:21.939	72.00 mph	115.88 kph
85	D	<b>Roger GODFREY</b>	Austin Cooper S	2	1:14.192	79.52 mph	127.98 kph
90	K5	<b>Tim BISHOP</b>	DKW 3=6	8	1:23.992	70.24 mph	113.05 kph

Silverstone National  
Circuit Length = 1.6390 miles  
Start: 14:19 End: 14:36

These results are provisional until the conclusion of any judicial and technical matters.

Clerk of Course :	Timekeeper :
-------------------	--------------

# Historic ByBox Historic Saloon Car Championship

## RACE 3 - LAP CHART

Lap 1			Lap 2			Lap 3			Lap 4			Lap 5		
No	Behind	Laptime	No	Behind	Laptime	No	Behind	Laptime	No	Behind	Laptime	No	Behind	Laptime
21		1:20.859	21		1:11.669	21		1:12.086	21		1:11.834	21		1:11.666
46	0.659	1:21.518	46	0.364	1:11.374	46	0.889	1:12.611	46	0.356	1:11.301	46	0.278	1:11.588
33	1.294	1:22.153	33	2.411	1:12.786	33	3.132	1:12.807	33	4.293	1:12.995	33	6.131	1:13.504
54	2.132	1:22.991	54	3.128	1:12.665	54	4.265	1:13.223	54	5.149	1:12.718	63	6.551	1:12.836
63	2.605	1:23.464	63	3.401	1:12.465	63	4.856	1:13.541	63	5.381	1:12.359	49	6.790	1:12.856
69	3.049	1:23.908	69	3.759	1:12.379	49	5.195	1:13.004	49	5.600	1:12.239	54	7.424	1:13.941
49	3.434	1:24.293	49	4.277	1:12.512	69	5.705	1:14.032	38	7.000	1:12.685	38	8.164	1:12.830
38	4.283	1:25.142	38	5.492	1:12.878	38	6.149	1:12.743	53	10.560	1:13.388	69	11.587	1:12.366
3	4.348	1:25.207	53	7.275	1:13.557	53	9.006	1:13.817	69	10.887	1:17.016	53	12.711	1:13.817
85	5.144	1:26.003	85	7.667	1:14.192	85	10.131	1:14.550	14	14.692	1:14.741	14	16.787	1:13.761
53	5.387	1:26.246	14	8.080	1:13.364	14	11.785	1:15.791	50	17.722	1:15.235	27	21.384	1:15.033
14	6.385	1:27.244	50	10.739	1:15.084	50	14.321	1:15.668	27	18.017	1:14.283	50	21.561	1:15.505
50	7.324	1:28.183	1	12.253	1:15.816	27	15.568	1:14.480	1	21.378	1:16.478	1	25.695	1:15.983
1	8.106	1:28.965	27	13.174	1:14.638	1	16.734	1:16.567	82	26.029	1:18.374	82	31.983	1:17.620
82	8.898	1:29.757	82	14.070	1:16.841	82	19.489	1:17.505	93	26.549	1:17.230	89	32.781	1:17.537
93	9.616	1:30.475	93	15.197	1:17.250	93	21.153	1:18.042	89	26.910	1:16.783	93	33.290	1:18.407
27	10.205	1:31.064	89	15.538	1:16.974	89	21.961	1:18.509	92	35.213	1:21.768	92	42.460	1:18.913
89	10.233	1:31.092	92	18.494	1:18.297	92	25.279	1:18.871	91	39.461	1:20.838	91	48.568	1:20.773
92	11.866	1:32.725	95	19.220	1:18.624	95	25.840	1:18.706	81	39.994	1:20.624	81	48.868	1:20.540
95	12.265	1:33.124	91	21.772	1:20.185	91	30.457	1:20.771	96	41.004	1:20.211	96	49.715	1:20.377
91	13.256	1:34.115	81	22.254	1:20.213	81	31.204	1:21.036	95	44.114	1:30.108	95	51.141	1:18.693
81	13.710	1:34.569	96	23.094	1:20.042	96	32.627	1:21.619	70	48.212	1:22.448	70	59.176	1:22.630
96	14.721	1:35.580	70	27.685	1:22.513	70	37.598	1:21.999	19	52.414	1:23.561	19	1:02.756	1:22.008
70	16.841	1:37.700	19	29.028	1:22.934	19	40.687	1:23.745	80	57.134	1:24.995	80	1:10.397	1:24.929
19	17.763	1:38.622	80	30.848	1:24.052	80	43.973	1:25.211	90	1:02.528	1:24.616			
80	18.465	1:39.324	90	35.896	1:25.625	90	49.746	1:25.936	39	1 LAP	1:27.166			
39	20.701	1:41.560	3	38.847	1:46.168	39	1 LAP	2:56.703						
90	21.940	1:42.799												

Silverstone National  
 Circuit Length = 1.6390 miles  
 Start: 14:19 End: 14:36

# Historic ByBox Historic Saloon Car Championship

## RACE 3 - LAP CHART

Lap 6			Lap 7			Lap 8			Lap 9			Lap 10		
No	Behind	Laptime	No	Behind	Laptime	No	Behind	Laptime	No	Behind	Laptime	No	Behind	Laptime
21		1:12.491	21		1:11.797	21		1:11.672	21		1:11.865	21		1:12.236
46	0.403	1:12.616	19	1 LAP	1:21.733	46	0.260	1:11.504	46	0.391	1:11.996	46	0.297	1:12.142
90	1 LAP	1:24.643	46	0.428	1:11.822	70	1 LAP	1:22.765	95	1 LAP	1:21.191	95	1 LAP	1:19.248
33	6.574	1:12.934	33	7.856	1:13.079	33	8.391	1:12.207	81	1 LAP	1:22.253	33	11.589	1:13.839
63	7.462	1:13.402	63	9.336	1:13.671	49	11.615	1:13.680	91	1 LAP	1:21.383	81	1 LAP	1:20.242
49	7.641	1:13.342	49	9.607	1:13.763	63	12.144	1:14.480	96	1 LAP	1:21.172	91	1 LAP	1:20.572
54	8.386	1:13.453	54	9.978	1:13.389	19	1 LAP	1:23.633	33	9.986	1:13.460	96	1 LAP	1:21.352
38	8.725	1:13.052	38	10.414	1:13.486	54	12.240	1:13.934	54	13.898	1:13.523	54	15.044	1:13.382
69	12.120	1:13.024	69	12.825	1:12.502	38	12.966	1:14.224	63	13.979	1:13.700	38	15.355	1:13.037
53	13.580	1:13.360	80	1 LAP	1:27.779	69	14.364	1:13.211	38	14.554	1:13.453	63	15.525	1:13.782
39	2 LAPS	1:28.866	53	14.961	1:13.178	53	16.968	1:13.679	69	16.152	1:13.653	69	16.286	1:12.370
14	17.664	1:13.368	90	1 LAP	1:26.108	14	22.825	1:15.135	53	19.319	1:14.216	53	21.912	1:14.829
27	23.163	1:14.270	14	19.362	1:13.495	27	28.559	1:14.455	70	1 LAP	1:23.617	70	1 LAP	1:22.138
50	23.548	1:14.478	27	25.776	1:14.410	50	28.846	1:14.403	19	1 LAP	1:24.887	19	1 LAP	1:22.033
1	30.323	1:17.119	50	26.115	1:14.364	90	1 LAP	1:25.709	50	32.017	1:15.036	27	35.113	1:15.215
82	36.731	1:17.239	39	2 LAPS	1:26.890	80	1 LAP	1:30.064	27	32.134	1:15.440	50	35.439	1:15.658
89	37.076	1:16.786	1	35.005	1:16.479	1	40.231	1:16.898	14	38.570	1:27.610	1	52.253	1:18.005
93	37.430	1:16.631	82	41.117	1:16.183	39	2 LAPS	1:26.351	90	1 LAP	1:23.992	90	1 LAP	1:24.283
92	48.671	1:18.702	89	41.812	1:16.533	82	46.114	1:16.669	1	46.484	1:18.118	82	57.703	1:17.368
81	56.356	1:19.979	93	42.287	1:16.654	89	46.819	1:16.679	82	52.571	1:18.322	89	58.060	1:16.885
91	56.821	1:20.744	92	55.671	1:18.797	93	48.108	1:17.493	89	53.411	1:18.457	93	58.193	1:16.653
95	57.763	1:19.113	81	1:05.177	1:20.618	92	1:02.568	1:18.569	93	53.776	1:17.533	39	2 LAPS	1:25.318
96	57.796	1:20.572	95	1:05.716	1:19.750				39	2 LAPS	1:26.261			
70	1:08.624	1:21.939	91	1:06.300	1:21.276				80	1 LAP	1:43.001 P			
			96	1:06.899	1:20.900				92	1:09.437	1:18.734			

Silverstone National  
 Circuit Length = 1.6390 miles  
 Start: 14:19 End: 14:36

# Historic ByBox Historic Saloon Car Championship

## RACE 3 - LAP CHART

Lap 11			Lap 12			Lap 13		
No	Behind	Laptime	No	Behind	Laptime	No	Behind	Laptime
21		1:12.051	21		1:12.137	21		1:12.527
46	0.428	1:12.182	46	0.357	1:12.066	46	0.370	1:12.540
92	1 LAP	1:19.590	92	1 LAP	1:18.756	1	1 LAP	1:26.337
33	12.936	1:13.398	39	3 LAPS	1:27.161	90	2 LAPS	1:25.755
54	16.095	1:13.102	33	14.278	1:13.479	33	16.273	1:14.522
38	16.879	1:13.575	54	16.712	1:12.754	54	17.079	1:12.894
63	17.372	1:13.898	38	17.341	1:12.599	38	17.747	1:12.933
69	18.050	1:13.815	63	18.438	1:13.203	69	19.182	1:13.050
95	1 LAP	1:21.264	69	18.659	1:12.746	92	1 LAP	1:21.024
81	1 LAP	1:20.128	95	1 LAP	1:19.150	39	3 LAPS	1:28.332
91	1 LAP	1:19.896	53	27.325	1:15.073	53	30.936	1:16.138
96	1 LAP	1:20.880	91	1 LAP	1:20.812	63	31.703	1:25.792
53	24.389	1:14.528	96	1 LAP	1:21.331	95	1 LAP	1:20.174
27	38.182	1:15.120	27	41.262	1:15.217	91	1 LAP	1:19.039
70	1 LAP	1:22.483	50	42.898	1:14.893	96	1 LAP	1:21.271
50	40.142	1:16.754	70	1 LAP	1:22.918	27	43.810	1:15.075
19	1 LAP	1:21.635	19	1 LAP	1:22.165	50	44.768	1:14.397
1	1:00.209	1:20.007	82	1:06.792	1:16.732	70	1 LAP	1:22.448
82	1:02.197	1:16.545	89	1:07.470	1:16.933	19	1 LAP	1:21.628
89	1:02.674	1:16.665	93	1:07.791	1:16.241	82	1:11.232	1:16.967
93	1:03.687	1:17.545				89	1:11.962	1:17.019
90	1 LAP	1:24.133				93	1:12.259	1:16.995



# Derek Bell Trophy

## QUALIFYING RACE 4 - CLASSIFICATION

POS	NO	CL	NAME	ENTRY	TIME	ON	LAPS	GAP	DIFF	MPH
1	64	B2	Michael LYONS	Lola T400	55.152	9	15			106.98
2	1	B2	Frank LYONS	Lola T332	56.039	7	13	0.887	0.887	105.29
3	34	B1	Gregory THORNTON	Surtees TS11	56.498	12	14	1.346	0.459	104.43
4	40	C	Gareth BURNETT	Chevron B40	56.788	11	13	1.636	0.290	103.90
5	8	B2	Daryl TAYLOR	Chevron B28	56.938	7	14	1.786	0.150	103.62
6	54	C	Mark DWYER	March 742	57.526	11	11	2.374	0.588	102.56
7	63	C	John CROWSON	Chevron B40	57.951	8	14	2.799	0.425	101.81
8	51	B1	Bruce FULLERTON	Lola T300	58.651	8	11	3.499	0.700	100.60
9	36	C	Jeremy WHEATLEY	Surtees TS15	1:00.406	8	14	5.254	1.755	97.67
10	4	D2	Crispian BESLEY	Brabham BT38	1:03.465	12	13	8.313	3.059	92.97
11	46	C	Mike SCOTT	Martin BM16	1:03.782	13	13	8.630	0.317	92.50
12	14	D1	Nick OVERALL	Brabham BT35	1:03.828	10	11	8.676	0.046	92.44
13	30	B1	Neil GLOVER	Lola T330/332	1:05.503	1	1	10.351	1.675	90.07
14	52	D2	Terry FULLERTON	Lola T460	1:06.300	6	11	11.148	0.797	88.99
15	73	B2	Tim BARRY	Trojan T102	1:09.600	4	4	14.448	3.300	84.77
16	71	D1	Neil BOWMAN	MerlynMk21	1:09.890	3	3	14.738	0.290	84.42
17	74	B2	Judy LYONS	Gurney Eagle FA074	1:15.914	6	10	20.762	6.024	77.72

Car 54 - please make side numbers more legible with a larger white background  
 Car 90 - on back of grid subject to satisfying clerk of course requirement regarding qualifying

Silverstone National  
 Circuit Length = 1.6390 miles  
 Start: 10:10 End: 10:26

These results are provisional until the conclusion of any judicial and technical matters.

Clerk of Course :		Timekeeper :
-------------------	--	--------------

# Derek Bell Trophy

## QUALIFYING RACE 4 - LAP ANALYSIS

<b>1</b>	<b>Frank LYONS</b>		<b>Lola T332</b>				
1 -	1:00.121	+ 4.082	10:13:18.355	8 -	59.275	+ 3.236	10:20:04.727
2 -	58.810	+ 2.771	10:14:17.165	9 -	56.771	+ 0.732	10:21:01.498
3 -	58.701	+ 2.662	10:15:15.866	10 -	57.350	+ 1.311	10:21:58.848
4 -	57.408	+ 1.369	10:16:13.274	11 -	58.192	+ 2.153	10:22:57.040
5 -	59.256	+ 3.217	10:17:12.530	12 -	57.740	+ 1.701	10:23:54.780
6 -	56.883	+ 0.844	10:18:09.413	13 -	57.039	+ 1.000	10:24:51.819
7 -	<b>56.039</b>		<b>10:19:05.452</b>				
<b>4</b>	<b>Crispian BESLEY</b>		<b>Brabham BT38</b>				
1 -	1:10.112	+ 6.647	10:12:25.790	8 -	1:06.586	+ 3.121	10:20:09.995
2 -	1:07.386	+ 3.921	10:13:33.176	9 -	1:05.387	+ 1.922	10:21:15.382
3 -	1:07.799	+ 4.334	10:14:40.975	10 -	1:03.679	+ 0.214	10:22:19.061
4 -	1:05.872	+ 2.407	10:15:46.847	11 -	1:04.023	+ 0.558	10:23:23.084
5 -	1:06.166	+ 2.701	10:16:53.013	12 -	<b>1:03.465</b>		<b>10:24:26.549</b>
6 -	1:05.288	+ 1.823	10:17:58.301	13 -	1:04.122	+ 0.657	10:25:30.671
7 -	1:05.108	+ 1.643	10:19:03.409				
<b>8</b>	<b>Daryl TAYLOR</b>		<b>Chevron B28</b>				
1 -	1:10.498	+ 13.560	10:13:22.710	8 -	58.422	+ 1.484	10:20:07.569
2 -	58.336	+ 1.398	10:14:21.046	9 -	57.423	+ 0.485	10:21:04.992
3 -	58.073	+ 1.135	10:15:19.119	10 -	57.061	+ 0.123	10:22:02.053
4 -	57.780	+ 0.842	10:16:16.899	11 -	57.619	+ 0.681	10:22:59.672
5 -	57.289	+ 0.351	10:17:14.188	12 -	57.912	+ 0.974	10:23:57.584
6 -	58.021	+ 1.083	10:18:12.209	13 -	57.041	+ 0.103	10:24:54.625
7 -	<b>56.938</b>		<b>10:19:09.147</b>	14 -	57.232	+ 0.294	10:25:51.857
<b>14</b>	<b>Nick OVERALL</b>		<b>Brabham BT35</b>				
1 -	1:08.200	+ 4.372	10:12:44.217	7 -	1:04.872	+ 1.044	10:19:23.312
2 -	1:05.673	+ 1.845	10:13:49.890	8 -	2:36.719	+ 1:32.891	10:22:00.031
3 -	1:06.341	+ 2.513	10:14:56.231	9 -	1:05.251	+ 1.423	10:23:05.282
4 -	1:07.351	+ 3.523	10:16:03.582	10 -	<b>1:03.828</b>		<b>10:24:09.110</b>
5 -	1:07.413	+ 3.585	10:17:10.995	11 -	1:07.028	+ 3.200	10:25:16.138
6 -	1:07.445	+ 3.617	10:18:18.440				
<b>30</b>	<b>Neil GLOVER</b>		<b>Lola T330/332</b>				
1 -	<b>1:05.503</b>		<b>10:14:15.206</b>				
<b>34</b>	<b>Gregory THORNTON</b>		<b>Surtees TS11</b>				
1 -	1:05.513	+ 9.015	10:12:22.306	8 -	57.457	+ 0.959	10:19:16.529
2 -	1:00.908	+ 4.410	10:13:23.214	9 -	59.559	+ 3.061	10:20:16.088
3 -	58.841	+ 2.343	10:14:22.055	10 -	58.095	+ 1.597	10:21:14.183
4 -	59.987	+ 3.489	10:15:22.042	11 -	57.396	+ 0.898	10:22:11.579
5 -	57.864	+ 1.366	10:16:19.906	12 -	<b>56.498</b>		<b>10:23:08.077</b>
6 -	1:01.242	+ 4.744	10:17:21.148	13 -	58.308	+ 1.810	10:24:06.385
7 -	57.924	+ 1.426	10:18:19.072	14 -	57.091	+ 0.593	10:25:03.476
<b>36</b>	<b>Jeremy WHEATLEY</b>		<b>Surtees TS15</b>				
1 -	1:08.816	+ 8.410	10:12:34.659	8 -	<b>1:00.406</b>		<b>10:19:56.098</b>
2 -	1:05.787	+ 5.381	10:13:40.446	9 -	1:00.739	+ 0.333	10:20:56.837
3 -	1:04.689	+ 4.283	10:14:45.135	10 -	1:00.591	+ 0.185	10:21:57.428
4 -	1:05.632	+ 5.226	10:15:50.767	11 -	1:01.479	+ 1.073	10:22:58.907
5 -	1:02.653	+ 2.247	10:16:53.420	12 -	1:02.526	+ 2.120	10:24:01.433
6 -	1:01.068	+ 0.662	10:17:54.488	13 -	1:00.720	+ 0.314	10:25:02.153
7 -	1:01.204	+ 0.798	10:18:55.692	14 -	1:00.526	+ 0.120	10:26:02.679
<b>40</b>	<b>Gareth BURNETT</b>		<b>Chevron B40</b>				
1 -	1:14.752	+ 17.964	10:13:36.346	8 -	58.747	+ 1.959	10:20:44.052
2 -	1:10.855	+ 14.067	10:14:47.201	9 -	57.400	+ 0.612	10:21:41.452
3 -	1:04.061	+ 7.273	10:15:51.262	10 -	57.464	+ 0.676	10:22:38.916
4 -	1:00.355	+ 3.567	10:16:51.617	11 -	<b>56.788</b>		<b>10:23:35.704</b>
5 -	58.793	+ 2.005	10:17:50.410	12 -	57.047	+ 0.259	10:24:32.751
6 -	57.144	+ 0.356	10:18:47.554	13 -	57.348	+ 0.560	10:25:30.099

Car 54 - please make side numbers more legible with a larger white background  
 Car 90 - on back of grid subject to satisfying clerk of course requirement regarding qualifying

Silverstone National  
 Circuit Length = 1.6390 miles  
 Start: 10:10 End: 10:26

# Derek Bell Trophy

## QUALIFYING RACE 4 - LAP ANALYSIS

7 -	57.751	+ 0.963	10:19:45.305			
<b>46</b>	<b>Mike SCOTT</b>		<b>Martin BM16</b>			
1 -	1:13.197	+ 9.415	10:12:55.861	8 -	1:04.760	+ 0.978 10:20:36.739
2 -	1:09.814	+ 6.032	10:14:05.675	9 -	1:04.583	+ 0.801 10:21:41.322
3 -	1:06.178	+ 2.396	10:15:11.853	10 -	1:04.389	+ 0.607 10:22:45.711
4 -	1:04.933	+ 1.151	10:16:16.786	11 -	1:04.508	+ 0.726 10:23:50.219
5 -	1:05.147	+ 1.365	10:17:21.933	12 -	1:04.357	+ 0.575 10:24:54.576
6 -	1:05.321	+ 1.539	10:18:27.254	13 -	<b>1:03.782</b>	<b>10:25:58.358</b>
7 -	1:04.725	+ 0.943	10:19:31.979			
<b>51</b>	<b>Bruce FULLERTON</b>		<b>Lola T300</b>			
1 -	1:09.753	+ 11.102	10:15:08.367	7 -	58.897	+ 0.246 10:21:15.804
2 -	1:03.947	+ 5.296	10:16:12.314	8 -	<b>58.651</b>	<b>10:22:14.455</b>
3 -	1:01.704	+ 3.053	10:17:14.018	9 -	58.860	+ 0.209 10:23:13.315
4 -	1:01.672	+ 3.021	10:18:15.690	10 -	58.811	+ 0.160 10:24:12.126
5 -	59.645	+ 0.994	10:19:15.335	11 -	59.139	+ 0.488 10:25:11.265
6 -	1:01.572	+ 2.921	10:20:16.907			
<b>52</b>	<b>Terry FULLERTON</b>		<b>Lola T460</b>			
1 -	1:15.984	+ 9.684	10:13:45.465	7 -	1:11.268	+ 4.968 10:20:46.176
2 -	1:11.471	+ 5.171	10:14:56.936	8 -	1:10.248	+ 3.948 10:21:56.424
3 -	1:10.822	+ 4.522	10:16:07.758	9 -	1:09.844	+ 3.544 10:23:06.268
4 -	1:13.094	+ 6.794	10:17:20.852	10 -	1:07.949	+ 1.649 10:24:14.217
5 -	1:07.756	+ 1.456	10:18:28.608	11 -	1:08.125	+ 1.825 10:25:22.342
6 -	<b>1:06.300</b>		<b>10:19:34.908</b>			
<b>54</b>	<b>Mark DWYER</b>		<b>March 742</b>			
1 -	1:06.609	+ 9.083	10:13:24.449	7 -	1:00.589	+ 3.063 10:21:38.059
2 -	3:15.001	+ 2:17.475	10:16:39.450	8 -	59.124	+ 1.598 10:22:37.183
3 -	59.720	+ 2.194	10:17:39.170	9 -	57.865	+ 0.339 10:23:35.048
4 -	58.917	+ 1.391	10:18:38.087	10 -	58.431	+ 0.905 10:24:33.479
5 -	58.054	+ 0.528	10:19:36.141	11 -	<b>57.526</b>	<b>10:25:31.005</b>
6 -	1:01.329	+ 3.803	10:20:37.470			
<b>63</b>	<b>John CROWSON</b>		<b>Chevron B40</b>			
1 -	1:03.969	+ 6.018	10:12:27.236	8 -	<b>57.951</b>	<b>10:19:25.413</b>
2 -	1:01.835	+ 3.884	10:13:29.071	9 -	59.294	+ 1.343 10:20:24.707
3 -	1:01.039	+ 3.088	10:14:30.110	10 -	58.644	+ 0.693 10:21:23.351
4 -	1:00.490	+ 2.539	10:15:30.600	11 -	58.794	+ 0.843 10:22:22.145
5 -	58.736	+ 0.785	10:16:29.336	12 -	58.355	+ 0.404 10:23:20.500
6 -	58.956	+ 1.005	10:17:28.292	13 -	58.612	+ 0.661 10:24:19.112
7 -	59.170	+ 1.219	10:18:27.462	14 -	58.996	+ 1.045 10:25:18.108
<b>64</b>	<b>Michael LYONS</b>		<b>Lola T400</b>			
1 -	59.658	+ 4.506	10:12:09.559	9 -	<b>55.152</b>	<b>10:19:39.411</b>
2 -	56.682	+ 1.530	10:13:06.241	10 -	59.459	+ 4.307 10:20:38.870
3 -	56.754	+ 1.602	10:14:02.995	11 -	56.112	+ 0.960 10:21:34.982
4 -	56.084	+ 0.932	10:14:59.079	12 -	56.199	+ 1.047 10:22:31.181
5 -	56.889	+ 1.737	10:15:55.968	13 -	55.201	+ 0.049 10:23:26.382
6 -	55.877	+ 0.725	10:16:51.845	14 -	56.492	+ 1.340 10:24:22.874
7 -	56.628	+ 1.476	10:17:48.473	15 -	55.407	+ 0.255 10:25:18.281
8 -	55.786	+ 0.634	10:18:44.259			
<b>71</b>	<b>Neil BOWMAN</b>		<b>MerlynMk21</b>			
1 -	1:27.772	+ 17.882	10:12:59.003	3 -	<b>1:09.890</b>	<b>10:15:20.143</b>
2 -	1:11.250	+ 1.360	10:14:10.253			
<b>73</b>	<b>Tim BARRY</b>		<b>Trojan T102</b>			
1 -	1:19.561	+ 9.961	10:12:59.812	3 -	3:32.779	+ 2:23.179 10:17:49.654
2 -	1:17.063	+ 7.463	10:14:16.875	4 -	<b>1:09.600</b>	<b>10:18:59.254</b>
<b>74</b>	<b>Judy LYONS</b>		<b>Gurney Eagle FA074</b>			
1 -	1:28.696	+ 12.782	10:13:17.878	6 -	<b>1:15.914</b>	<b>10:20:07.019</b>

Car 54 - please make side numbers more legible with a larger white background  
 Car 90 - on back of grid subject to satisfying clerk of course requirement regarding qualifying

Silverstone National  
 Circuit Length = 1.6390 miles  
 Start: 10:10 End: 10:26

## Derek Bell Trophy

### QUALIFYING RACE 4 - LAP ANALYSIS


2 -	1:26.745	+ 10.831	10:14:44.623	7 -	1:20.589	+ 4.675	10:21:27.608
3 -	1:26.295	+ 10.381	10:16:10.918	8 -	1:21.362	+ 5.448	10:22:48.970
4 -	1:22.180	+ 6.266	10:17:33.098	9 -	1:22.249	+ 6.335	10:24:11.219
5 -	1:18.007	+ 2.093	10:18:51.105	10 -	1:25.292	+ 9.378	10:25:36.511

Car 54 - please make side numbers more legible with a larger white background  
Car 90 - on back of grid subject to satisfying clerk of course requirement regarding qualifying

Silverstone National  
Circuit Length = 1.6390 miles  
Start: 10:10 End: 10:26

# Derek Bell Trophy

## RACE 4 - GRID - AMENDED

ROW 10	12	Gerry WAINWRIGHT	
ROW 9	74	Judy LYONS	90 Simon TAYLOR
ROW 8	73	1:09.600 Tim BARRY	71 1:09.890 Neil BOWMAN
ROW 7	30	1:05.503 Neil GLOVER	52 1:06.300 Terry FULLERTON
ROW 6	46	1:03.782 Mike SCOTT	14 1:03.828 Nick OVERALL
ROW 5	36	1:00.406 Jeremy WHEATLEY	4 1:03.465 Crispian BESLEY
ROW 4	63	57.951 John CROWSON	51 58.651 Bruce FULLERTON
ROW 3	8	56.938 Daryl TAYLOR	54 57.526 Mark DWYER
ROW 2	34	56.498 Gregory THORNTON	40 56.788 Gareth BURNETT
ROW 1	64	55.152 Michael LYONS	1 56.039 Frank LYONS
<b>Pole</b>			
			

Cars 90 & 12 at back of grid subject to satisfying Clerk of Course requirement regarding qualifying

Silverstone National  
Circuit Length = 1.6390 miles

These results are provisional until the conclusion of any judicial and technical matters.

Clerk of Course :		Timekeeper :
-------------------	--	--------------

# Derek Bell Trophy

## RACE 4 - CLASSIFICATION

POS	NO	CL	NAME	ENTRY	LAPS	TIME	GAP	DIFF	MPH	BEST	ON
1	64	B2	Michael LYONS	Lola T400	16	15:10.127			103.72	55.522	9
2	1	B2	Frank LYONS	Lola T332	16	15:20.244	10.117	10.117	102.58	56.483	3
3	34	B1	Gregory THORNTON	Surtees TS11	16	15:24.538	14.411	4.294	102.11	55.761	13
4	8	B2	Daryl TAYLOR	Chevron B28	16	15:26.616	16.489	2.078	101.88	56.807	13
5	51	B1	Bruce FULLERTON	Lola T300	16	15:42.033	31.906	15.417	100.21	57.374	13
6	40	C	Gareth BURNETT	Chevron B40	16	15:43.753	33.626	1.720	100.03	57.703	2
7	54	C	Mark DWYER	March 742	16	15:44.172	34.045	0.419	99.98	57.568	14
8	63	C	John CROWSON	Chevron B40	16	16:06.120	55.993	21.948	97.71	58.832	9
9	36	C	Jeremy WHEATLEY	Surtees TS15	15	15:16.726	1 lap	1 lap	96.54	59.714	4
10	14	D1	Nick OVERALL	Brabham BT35	14	15:19.245	2 laps	1 lap	89.86	1:04.239	5
11	4	D2	Crispian BESLEY	Brabham BT38	14	15:23.876	2 laps	4.631	89.41	1:03.917	3
12	52	D2	Terry FULLERTON	Lola T460	14	15:43.535	2 laps	19.659	87.54	1:04.824	5
13	90	D2	Simon TAYLOR	March 78B	13	15:10.238	3 laps	1 lap	84.26	1:07.244	10
14	71	D1	Neil BOWMAN	MerlynMk21	13	15:21.816	3 laps	11.578	83.21	1:08.152	7
15	74	B2	Judy LYONS	Gurney Eagle FA074	12	15:37.355	4 laps	1 lap	75.53	1:12.108	2

### NOT CLASSIFIED

DNF	12	A2	Gerry WAINWRIGHT	Shadow DN1	10	10:03.764	6 laps	2 laps	97.72	57.935	9
DNF	46	C	Mike SCOTT	Martin BM16	13	14:09.615	3 laps	0.000	90.28	1:03.682	12

### FASTEST LAP

64	B2	Michael LYONS	Lola T400	9	55.522	106.27 mph	171.02 kph
4	D2	Crispian BESLEY	Brabham BT38	3	1:03.917	92.31 mph	148.56 kph
12	A2	Gerry WAINWRIGHT	Shadow DN1	9	57.935	101.84 mph	163.90 kph
14	D1	Nick OVERALL	Brabham BT35	5	1:04.239	91.85 mph	147.81 kph
34	B1	Gregory THORNTON	Surtees TS11	13	55.761	105.81 mph	170.29 kph
54	C	Mark DWYER	March 742	14	57.568	102.49 mph	164.94 kph

Silverstone National  
Circuit Length = 1.6390 miles  
Start: 14:47 End: 15:03

These results are provisional until the conclusion of any judicial and technical matters.

Clerk of Course :	Timekeeper :
-------------------	--------------

**Derek Bell Trophy**  
**RACE 4 - LAP CHART**

Lap 1			Lap 2			Lap 3			Lap 4			Lap 5		
No	Behind	Laptime	No	Behind	Laptime	No	Behind	Laptime	No	Behind	Laptime	No	Behind	Laptime
64		59.607	64		55.937	64		56.007	64		55.703	64		56.859
1	1.422	1:01.029	1	2.174	56.689	1	2.650	56.483	74	1 LAP	1:13.195	1	5.139	58.341
8	2.208	1:01.815	8	3.226	56.955	8	4.085	56.866	1	3.657	56.710	8	6.393	58.061
34	2.603	1:02.210	34	4.091	57.425	34	5.009	56.925	8	5.191	56.809	34	7.059	57.599
40	3.573	1:03.180	40	5.339	57.703	40	7.393	58.061	34	6.319	57.013	71	1 LAP	1:19.235
63	5.714	1:05.321	63	9.754	59.977	54	13.075	58.849	40	9.939	58.249	40	11.713	58.633
54	6.628	1:06.235	54	10.233	59.542	63	13.588	59.841	54	15.931	58.559	90	1 LAP	1:10.689
51	6.878	1:06.485	51	10.773	59.832	51	13.791	59.025	51	16.293	58.205	54	18.363	59.291
36	7.536	1:07.143	36	12.029	1:00.430	36	16.187	1:00.165	63	17.778	59.893	51	18.601	59.167
46	11.703	1:11.310	12	18.622	1:01.739	12	21.940	59.325	36	20.198	59.714	63	20.037	59.118
4	12.153	1:11.760	46	21.245	1:05.479	46	30.516	1:05.278	12	25.229	58.992	36	23.587	1:00.248
12	12.820	1:12.427	4	23.254	1:07.038	4	31.164	1:03.917	4	39.477	1:04.016	74	1 LAP	1:18.409
14	13.786	1:13.393	14	24.504	1:06.655	14	33.879	1:05.382	46	39.538	1:04.725	12	26.580	58.210
52	15.146	1:14.753	52	25.527	1:06.318	52	34.986	1:05.466	14	43.793	1:05.617	4	47.439	1:04.821
71	17.035	1:16.642	71	31.806	1:10.708	71	43.962	1:08.163	52	44.879	1:05.596	46	48.468	1:05.789
90	24.500	1:24.107	90	40.031	1:11.468	90	54.781	1:10.757				14	51.173	1:04.239
74	24.718	1:24.325	74	40.889	1:12.108							52	52.844	1:04.824

Silverstone National  
Circuit Length = 1.6390 miles  
Start: 14:47 End: 15:03

**Derek Bell Trophy**  
**RACE 4 - LAP CHART**

Lap 6			Lap 7			Lap 8			Lap 9			Lap 10		
No	Behind	Laptime	No	Behind	Laptime	No	Behind	Laptime	No	Behind	Laptime	No	Behind	Laptime
64		56.532	64		56.154	64		55.785	64		55.522	64		56.328
1	5.439	56.832	46	1 LAP	1:04.590	74	2 LAPS	1:15.493	1	10.136	56.770	90	2 LAPS	1:07.655
8	6.981	57.120	14	1 LAP	1:04.326	1	8.888	57.335	8	11.099	56.962	1	10.424	56.616
34	7.453	56.926	1	7.338	58.053	4	1 LAP	1:05.278	34	12.442	57.460	8	11.711	56.940
40	14.204	59.023	52	1 LAP	1:07.475	46	1 LAP	1:04.921	46	1 LAP	1:05.195	34	12.745	56.631
51	20.989	58.920	8	7.792	56.965	8	9.659	57.652	4	1 LAP	1:07.525	71	2 LAPS	1:14.389
54	21.607	59.776	34	8.533	57.234	34	10.504	57.756	14	1 LAP	1:05.300	40	25.306	58.470
63	22.985	59.480	40	16.579	58.529	14	1 LAP	1:04.656	40	23.164	58.935	46	1 LAP	1:04.331
71	1 LAP	1:10.262	51	22.730	57.895	52	1 LAP	1:07.895	51	26.947	57.431	51	28.802	58.183
90	1 LAP	1:08.382	54	23.690	58.237	40	19.751	58.957	54	28.578	58.032	4	1 LAP	1:04.791
36	27.369	1:00.314	63	25.899	59.068	51	25.038	58.093	74	2 LAPS	1:20.325	54	30.372	58.122
12	28.737	58.689	12	32.161	59.578	54	26.068	58.163	52	1 LAP	1:06.559	14	1 LAP	1:05.788
74	1 LAP	1:14.295	36	33.036	1:01.821	63	28.978	58.864	63	32.288	58.832	63	35.149	59.189
4	55.862	1:04.955	90	1 LAP	1:07.834	12	34.490	58.114	12	36.903	57.935	12	39.330	58.755
			71	1 LAP	1:09.914	36	37.357	1:00.106	36	42.068	1:00.233	52	1 LAP	1:06.047
						90	1 LAP	1:07.668				36	46.068	1:00.328
						71	1 LAP	1:08.152				74	2 LAPS	1:19.058

Silverstone National  
 Circuit Length = 1.6390 miles  
 Start: 14:47 End: 15:03



**Derek Bell Trophy**  
**RACE 4 - LAP CHART**

Lap 11			Lap 12			Lap 13			Lap 14			Lap 15		
No	Behind	Laptime	No	Behind	Laptime	No	Behind	Laptime	No	Behind	Laptime	No	Behind	Laptime
64		55.946	64		55.768	64		58.213	64		57.357	64		59.459
1	11.769	57.291	1	12.806	56.805	52	2 LAPS	1:07.310	36	1 LAP	1:01.316	71	3 LAPS	1:09.105
8	12.673	56.908	34	14.741	57.282	1	11.112	56.519	1	10.826	57.071	74	4 LAPS	1:19.520
34	13.227	56.428	8	14.768	57.863	34	12.289	55.761	34	13.015	58.083	36	1 LAP	1:01.986
90	2 LAPS	1:07.697	74	3 LAPS	1:18.930	8	13.362	56.807	8	14.839	58.834	14	2 LAPS	1:04.306
71	2 LAPS	1:08.996	90	2 LAPS	1:07.244	51	32.414	57.374	52	2 LAPS	1:08.542	4	2 LAPS	1:06.074
40	27.950	58.590	40	31.230	59.048	40	32.759	59.742	51	33.737	58.680	1	7.940	56.573
51	31.030	58.174	51	33.253	57.991	54	34.983	58.543	40	33.993	58.591	34	12.075	58.519
54	32.592	58.166	54	34.653	57.829	90	2 LAPS	1:07.767	54	35.194	57.568	8	14.258	58.878
46	1 LAP	1:03.954	71	2 LAPS	1:08.566	74	3 LAPS	1:17.474	90	2 LAPS	1:08.692	52	2 LAPS	1:06.575
63	38.656	59.453	63	42.011	59.123	63	44.913	1:01.115	63	48.782	1:01.226	51	32.524	58.246
4	1 LAP	1:05.811	46	1 LAP	1:04.834	71	2 LAPS	1:08.981	46	1 LAP	1:05.527	40	33.451	58.917
14	1 LAP	1:04.903	4	1 LAP	1:05.422	46	1 LAP	1:03.682				54	33.588	57.853
36	50.523	1:00.401	14	1 LAP	1:05.268	14	1 LAP	1:05.002				63	51.677	1:02.354
52	1 LAP	1:07.883	36	54.701	59.946	4	1 LAP	1:05.658						

**Derek Bell Trophy**  
**RACE 4 - LAP CHART**

Lap 16		
No	Behind	Laptime
64		58.950
90	3 LAPS	1:10.278
36	1 LAP	1:02.575
14	2 LAPS	1:04.410
1	10.117	1:01.127
71	3 LAPS	1:08.703
4	2 LAPS	1:06.810
34	14.411	1:01.286
8	16.489	1:01.181
74	4 LAPS	1:24.223
51	31.906	58.332
52	2 LAPS	1:08.292
40	33.626	59.125
54	34.045	59.407
63	55.993	1:03.266

# Guards Trophy

## QUALIFYING RACE 5 - CLASSIFICATION

POS	NO	CL	NAME	ENTRY	TIME	ON	LAPS	GAP	DIFF	MPH
1	54	SRD	Robert SHAW	Chevron B8	1:04.537	13	13			91.42
2	30	SRD	David METHLEY	Ginetta G16	1:04.618	7	7	0.081	0.081	91.31
3	40	SRD	Ted WILLIAMS	Ginetta G16	1:05.430	10	12	0.893	0.812	90.17
4	2	SRD	Stuart TIZZARD	Lenham Spider	1:06.431	7	13	1.894	1.001	88.81
5	42	SRD	Simon LEIGHTON	Chevron B8	1:06.476	13	13	1.939	0.045	88.75
6	97	SRD	Andrew HILL	Chevron B8	1:06.787	8	12	2.250	0.311	88.34
7	37	SRD	Adam JONES	Chevron B8	1:08.639	12	12	4.102	1.852	85.96
8	15	SRA	Crispin HARRIS	Lister Jaguar	1:08.778	12	12	4.241	0.139	85.78
9	67	B1	Andrew SMITH	Marcos 1800 GT	1:09.504	11	13	4.967	0.726	84.89
10	55	C2	Paul CASTALDINI	Jaguar E-Type	1:09.545	8	8	5.008	0.041	84.84
11	5	C2	Michael MOORE	Jaguar E-Type	1:09.666	6	10	5.129	0.121	84.69
12	29	B1	Ian COX	Marcos 1800 GT	1:09.715	10	12	5.178	0.049	84.63
13	19	C2	Steve TANDY	Jaguar E-Type	1:09.911	7	12	5.374	0.196	84.39
14	20	SRA	Phil BENNETT	Lister Jaguar	1:10.031	3	12	5.494	0.120	84.25
15	28	D	Don SALVAGE	TVR Griffiths	1:10.255	7	12	5.718	0.224	83.98
16	4	B1	John WATSON	Lotus Elan	1:10.782	12	12	6.245	0.527	83.35
17	11	SRB	Andy SHEPHERD	Lotus 23C	1:11.096	6	9	6.559	0.314	82.99
18	99	B1	Peter VAN-SMIRREN	Lotus Elan 26R	1:12.354	11	12	7.817	1.258	81.54
19	26	B1	Steve SEAMAN	Lotus Elan 26R	1:12.412	6	7	7.875	0.058	81.48
20	21	B2	Robert BARRIE	Porsche 911	1:13.623	8	12	9.086	1.211	80.14
21	6	SRA	Sidney HOOLE	Cooper Monaco	1:14.646	3	8	10.109	1.023	79.04
22	9	SRA	Ivan DUTTON	Lotus 11	1:15.080	11	12	10.543	0.434	78.58
23	80	C2	Manuel FERRAO	Ferrari 275GTB	1:16.283	5	10	11.746	1.203	77.34
24	91	SRA	Rudolf ERNST	Lotus XI	1:19.175	5	11	14.638	2.892	74.52
25	47	B2	Clare SURTEES	MGB	1:22.658	8	10	18.121	3.483	71.38
26	22	SRA	Ed COTTAM	Arnolt Bristol	1:24.371	10	10	19.834	1.713	69.93

Cars 15 & 40 do not have working transponders - please fix before racing.

Silverstone National  
Circuit Length = 1.6390 miles  
Start: 10:37 End: 10:53

These results are provisional until the conclusion of any judicial and technical matters.

Clerk of Course :

Timekeeper :

# Guards Trophy

## QUALIFYING RACE 5 - LAP ANALYSIS

<b>2</b>	<b>Stuart TIZZARD</b>		Lenham Spider				
1 -	1:19.044	+ 12.613	10:39:33.011	8 -	1:07.827	+ 1.396	10:47:27.663
2 -	1:10.131	+ 3.700	10:40:43.142	9 -	1:07.505	+ 1.074	10:48:35.168
3 -	1:08.572	+ 2.141	10:41:51.714	10 -	1:07.015	+ 0.584	10:49:42.183
4 -	1:07.756	+ 1.325	10:42:59.470	11 -	1:06.497	+ 0.066	10:50:48.680
5 -	1:07.348	+ 0.917	10:44:06.818	12 -	1:06.444	+ 0.013	10:51:55.124
6 -	1:06.587	+ 0.156	10:45:13.405	13 -	1:07.071	+ 0.640	10:53:02.195
7 -	<b>1:06.431</b>		<b>10:46:19.836</b>				
<b>4</b>	<b>John WATSON</b>		Lotus Elan				
1 -	1:17.582	+ 6.800	10:39:25.516	7 -	1:12.914	+ 2.132	10:46:49.383
2 -	1:16.464	+ 5.682	10:40:41.980	8 -	1:12.604	+ 1.822	10:48:01.987
3 -	1:15.434	+ 4.652	10:41:57.414	9 -	1:11.398	+ 0.616	10:49:13.385
4 -	1:12.824	+ 2.042	10:43:10.238	10 -	1:11.931	+ 1.149	10:50:25.316
5 -	1:13.083	+ 2.301	10:44:23.321	11 -	1:14.803	+ 4.021	10:51:40.119
6 -	1:13.148	+ 2.366	10:45:36.469	12 -	<b>1:10.782</b>		<b>10:52:50.901</b>
<b>5</b>	<b>Michael MOORE</b>		Jaguar E-Type				
1 -	1:23.147	+ 13.481	10:39:34.574	6 -	<b>1:09.666</b>		<b>10:45:28.369</b>
2 -	1:13.223	+ 3.557	10:40:47.797	7 -	1:11.039	+ 1.373	10:46:39.408
3 -	1:10.065	+ 0.399	10:41:57.862	8 -	1:13.916	+ 4.250	10:47:53.324
4 -	1:10.440	+ 0.774	10:43:08.302	9 -	1:11.929	+ 2.263	10:49:05.253
5 -	1:10.401	+ 0.735	10:44:18.703	10 -	1:16.618	+ 6.952	10:50:21.871
<b>6</b>	<b>Sidney HOOLE</b>		Cooper Monaco				
1 -	1:19.424	+ 4.778	10:39:39.592	5 -	1:16.044	+ 1.398	10:44:46.588
2 -	1:20.488	+ 5.842	10:41:00.080	6 -	1:15.150	+ 0.504	10:46:01.738
3 -	<b>1:14.646</b>		<b>10:42:14.726</b>	7 -	1:17.761	+ 3.115	10:47:19.499
4 -	1:15.818	+ 1.172	10:43:30.544	8 -	1:17.070	+ 2.424	10:48:36.569
<b>9</b>	<b>Ivan DUTTON</b>		Lotus 11				
1 -	1:27.053	+ 11.973	10:39:37.454	7 -	1:16.758	+ 1.678	10:47:26.431
2 -	1:20.322	+ 5.242	10:40:57.776	8 -	1:15.540	+ 0.460	10:48:41.971
3 -	1:19.720	+ 4.640	10:42:17.496	9 -	1:15.435	+ 0.355	10:49:57.406
4 -	1:18.119	+ 3.039	10:43:35.615	10 -	1:15.952	+ 0.872	10:51:13.358
5 -	1:16.000	+ 0.920	10:44:51.615	11 -	<b>1:15.080</b>		<b>10:52:28.438</b>
6 -	1:18.058	+ 2.978	10:46:09.673	12 -	1:16.068	+ 0.988	10:53:44.506
<b>11</b>	<b>Andy SHEPHERD</b>		Lotus 23C				
1 -	1:20.749	+ 9.653	10:39:20.662	6 -	<b>1:11.096</b>		<b>10:45:26.897</b>
2 -	1:18.540	+ 7.444	10:40:39.202	7 -	1:11.474	+ 0.378	10:46:38.371
3 -	1:13.473	+ 2.377	10:41:52.675	8 -	1:13.768	+ 2.672	10:47:52.139
4 -	1:11.407	+ 0.311	10:43:04.082	9 -	1:12.308	+ 1.212	10:49:04.447
5 -	1:11.719	+ 0.623	10:44:15.801				
<b>15</b>	<b>Crispin HARRIS</b>		Lister Jaguar				
1 -	1:22.883	+ 14.105	10:39:38.226	7 -	1:11.262	+ 2.484	10:46:57.795
2 -	1:20.459	+ 11.681	10:40:58.685	8 -	1:10.342	+ 1.564	10:48:08.137
3 -	1:13.511	+ 4.733	10:42:12.196	9 -	1:10.124	+ 1.346	10:49:18.261
4 -	1:12.547	+ 3.769	10:43:24.743	10 -	1:09.802	+ 1.024	10:50:28.063
5 -	1:10.220	+ 1.442	10:44:34.963	11 -	1:10.376	+ 1.598	10:51:38.439
6 -	1:11.570	+ 2.792	10:45:46.533	12 -	<b>1:08.778</b>		<b>10:52:47.217</b>
<b>19</b>	<b>Steve TANDY</b>		Jaguar E-Type				
1 -	1:20.497	+ 10.586	10:39:21.495	7 -	<b>1:09.911</b>		<b>10:46:28.538</b>
2 -	1:13.016	+ 3.105	10:40:34.511	8 -	1:30.168	+ 20.257	10:47:58.706
3 -	1:11.536	+ 1.625	10:41:46.047	9 -	1:10.996	+ 1.085	10:49:09.702
4 -	1:11.110	+ 1.199	10:42:57.157	10 -	1:11.156	+ 1.245	10:50:20.858
5 -	1:10.662	+ 0.751	10:44:07.819	11 -	1:10.078	+ 0.167	10:51:30.936
6 -	1:10.808	+ 0.897	10:45:18.627	12 -	1:10.589	+ 0.678	10:52:41.525
<b>20</b>	<b>Phil BENNETT</b>		Lister Jaguar				
1 -	1:22.009	+ 11.978	10:39:35.607	7 -	1:11.549	+ 1.518	10:46:48.789

Cars 15 & 40 do not have working transponders - please fix before racing.

Silverstone National  
Circuit Length = 1.6390 miles  
Start: 10:37 End: 10:53

# Guards Trophy

## QUALIFYING RACE 5 - LAP ANALYSIS

2 -	1:15.673	+ 5.642	10:40:51.280	8 -	1:11.562	+ 1.531	10:48:00.351
3 -	<b>1:10.031</b>		<b>10:42:01.311</b>	9 -	1:11.757	+ 1.726	10:49:12.108
4 -	1:12.584	+ 2.553	10:43:13.895	10 -	1:12.158	+ 2.127	10:50:24.266
5 -	1:11.197	+ 1.166	10:44:25.092	11 -	1:12.080	+ 2.049	10:51:36.346
6 -	1:12.148	+ 2.117	10:45:37.240	12 -	1:10.295	+ 0.264	10:52:46.641
<b>21</b>	<b>Robert BARRIE</b>		Porsche 911				
1 -	1:23.756	+ 10.133	10:39:37.591	7 -	1:15.091	+ 1.468	10:47:13.367
2 -	1:18.026	+ 4.403	10:40:55.617	8 -	<b>1:13.623</b>		<b>10:48:26.990</b>
3 -	1:16.196	+ 2.573	10:42:11.813	9 -	1:14.571	+ 0.948	10:49:41.561
4 -	1:16.274	+ 2.651	10:43:28.087	10 -	1:13.801	+ 0.178	10:50:55.362
5 -	1:15.507	+ 1.884	10:44:43.594	11 -	1:13.985	+ 0.362	10:52:09.347
6 -	1:14.682	+ 1.059	10:45:58.276	12 -	1:13.662	+ 0.039	10:53:23.009
<b>22</b>	<b>Ed COTTAM</b>		Arnolt Bristol				
1 -	1:30.113	+ 5.742	10:39:34.524	6 -	1:25.697	+ 1.326	10:46:50.218
2 -	1:31.713	+ 7.342	10:41:06.237	7 -	1:26.537	+ 2.166	10:48:16.755
3 -	1:26.917	+ 2.546	10:42:33.154	8 -	1:26.089	+ 1.718	10:49:42.844
4 -	1:25.451	+ 1.080	10:43:58.605	9 -	1:25.345	+ 0.974	10:51:08.189
5 -	1:25.916	+ 1.545	10:45:24.521	10 -	<b>1:24.371</b>		<b>10:52:32.560</b>
<b>26</b>	<b>Steve SEAMAN</b>		Lotus Elan 26R				
1 -	1:23.008	+ 10.596	10:39:33.333	5 -	1:14.059	+ 1.647	10:45:17.040
2 -	2:00.455	+ 48.043	10:41:33.788	6 -	<b>1:12.412</b>		<b>10:46:29.452</b>
3 -	1:15.874	+ 3.462	10:42:49.662	7 -	1:13.252	+ 0.840	10:47:42.704
4 -	1:13.319	+ 0.907	10:44:02.981				
<b>28</b>	<b>Don SALVAGE</b>		TVR Griffiths				
1 -	1:27.965	+ 17.710	10:39:37.433	7 -	<b>1:10.255</b>		<b>10:47:02.792</b>
2 -	1:24.454	+ 14.199	10:41:01.887	8 -	1:11.446	+ 1.191	10:48:14.238
3 -	1:14.481	+ 4.226	10:42:16.368	9 -	1:13.466	+ 3.211	10:49:27.704
4 -	1:14.142	+ 3.887	10:43:30.510	10 -	1:10.464	+ 0.209	10:50:38.168
5 -	1:11.333	+ 1.078	10:44:41.843	11 -	1:13.513	+ 3.258	10:51:51.681
6 -	1:10.694	+ 0.439	10:45:52.537	12 -	1:11.154	+ 0.899	10:53:02.835
<b>29</b>	<b>Ian COX</b>		Marcos 1800 GT				
1 -	1:19.164	+ 9.449	10:39:41.417	7 -	1:12.336	+ 2.621	10:46:58.322
2 -	1:18.737	+ 9.022	10:41:00.154	8 -	1:10.460	+ 0.745	10:48:08.782
3 -	1:12.262	+ 2.547	10:42:12.416	9 -	1:11.229	+ 1.514	10:49:20.011
4 -	1:11.428	+ 1.713	10:43:23.844	10 -	<b>1:09.715</b>		<b>10:50:29.726</b>
5 -	1:09.969	+ 0.254	10:44:33.813	11 -	1:10.009	+ 0.294	10:51:39.735
6 -	1:12.173	+ 2.458	10:45:45.986	12 -	1:09.905	+ 0.190	10:52:49.640
<b>30</b>	<b>David METHLEY</b>		Ginetta G16				
1 -	1:13.634	+ 9.016	10:39:27.920	5 -	1:06.314	+ 1.696	10:43:53.120
2 -	1:07.058	+ 2.440	10:40:34.978	6 -	1:06.716	+ 2.098	10:44:59.836
3 -	1:05.878	+ 1.260	10:41:40.856	7 -	<b>1:04.618</b>		<b>10:46:04.454</b>
4 -	1:05.950	+ 1.332	10:42:46.806				
<b>37</b>	<b>Adam JONES</b>		Chevron B8				
1 -	1:18.306	+ 9.667	10:39:38.818	7 -	1:09.812	+ 1.173	10:47:03.871
2 -	1:23.590	+ 14.951	10:41:02.408	8 -	1:10.929	+ 2.290	10:48:14.800
3 -	1:15.019	+ 6.380	10:42:17.427	9 -	1:14.190	+ 5.551	10:49:28.990
4 -	1:14.298	+ 5.659	10:43:31.725	10 -	1:09.555	+ 0.916	10:50:38.545
5 -	1:11.465	+ 2.826	10:44:43.190	11 -	1:09.015	+ 0.376	10:51:47.560
6 -	1:10.869	+ 2.230	10:45:54.059	12 -	<b>1:08.639</b>		<b>10:52:56.199</b>
<b>40</b>	<b>Ted WILLIAMS</b>		Ginetta G16				
1 -	1:10.791	+ 5.361	10:39:11.080	7 -	1:07.457	+ 2.027	10:47:39.198
2 -	1:07.460	+ 2.030	10:40:18.540	8 -	1:06.065	+ 0.635	10:48:45.263
3 -	1:09.795	+ 4.365	10:41:28.335	9 -	1:05.992	+ 0.562	10:49:51.255
4 -	2:47.771	+ 1:42.341	10:44:16.106	10 -	<b>1:05.430</b>		<b>10:50:56.685</b>
5 -	1:09.392	+ 3.962	10:45:25.498	11 -	1:05.506	+ 0.076	10:52:02.191
6 -	1:06.243	+ 0.813	10:46:31.741	12 -	1:05.669	+ 0.239	10:53:07.860

Cars 15 & 40 do not have working transponders - please fix before racing.

Silverstone National  
Circuit Length = 1.6390 miles  
Start: 10:37 End: 10:53

# Guards Trophy

## QUALIFYING RACE 5 - LAP ANALYSIS

<b>42</b>	<b>Simon LEIGHTON</b>		<b>Chevron B8</b>				
1 -	1:18.093	+ 11.617	10:39:36.935	8 -	1:10.086	+ 3.610	10:47:41.529
2 -	1:12.893	+ 6.417	10:40:49.828	9 -	1:07.235	+ 0.759	10:48:48.764
3 -	1:08.730	+ 2.254	10:41:58.558	10 -	1:09.552	+ 3.076	10:49:58.316
4 -	1:08.344	+ 1.868	10:43:06.902	11 -	1:09.608	+ 3.132	10:51:07.924
5 -	1:09.084	+ 2.608	10:44:15.986	12 -	1:07.945	+ 1.469	10:52:15.869
6 -	1:07.986	+ 1.510	10:45:23.972	13 -	<b>1:06.476</b>		<b>10:53:22.345</b>
7 -	1:07.471	+ 0.995	10:46:31.443				
<b>47</b>	<b>Clare SURTEES</b>		<b>MGB</b>				
1 -	1:32.386	+ 9.728	10:39:57.822	6 -	1:24.046	+ 1.388	10:47:12.873
2 -	1:31.025	+ 8.367	10:41:28.847	7 -	1:24.113	+ 1.455	10:48:36.986
3 -	1:26.522	+ 3.864	10:42:55.369	8 -	<b>1:22.658</b>		<b>10:49:59.644</b>
4 -	1:27.835	+ 5.177	10:44:23.204	9 -	1:23.017	+ 0.359	10:51:22.661
5 -	1:25.623	+ 2.965	10:45:48.827	10 -	1:23.547	+ 0.889	10:52:46.208
<b>54</b>	<b>Robert SHAW</b>		<b>Chevron B8</b>				
1 -	1:16.387	+ 11.850	10:39:29.293	8 -	1:07.039	+ 2.502	10:47:11.005
2 -	1:06.724	+ 2.187	10:40:36.017	9 -	1:05.527	+ 0.990	10:48:16.532
3 -	1:05.637	+ 1.100	10:41:41.654	10 -	1:07.717	+ 3.180	10:49:24.249
4 -	1:06.348	+ 1.811	10:42:48.002	11 -	1:05.764	+ 1.227	10:50:30.013
5 -	1:05.988	+ 1.451	10:43:53.990	12 -	1:05.640	+ 1.103	10:51:35.653
6 -	1:05.399	+ 0.862	10:44:59.389	13 -	<b>1:04.537</b>		<b>10:52:40.190</b>
7 -	1:04.577	+ 0.040	10:46:03.966				
<b>55</b>	<b>Paul CASTALDINI</b>		<b>Jaguar E-Type</b>				
1 -	1:18.495	+ 8.950	10:39:29.186	5 -	1:11.106	+ 1.561	10:49:32.799
2 -	6:29.329	+ 5:19.784	10:45:58.515	6 -	1:09.856	+ 0.311	10:50:42.655
3 -	1:12.113	+ 2.568	10:47:10.628	7 -	1:09.835	+ 0.290	10:51:52.490
4 -	1:11.065	+ 1.520	10:48:21.693	8 -	<b>1:09.545</b>		<b>10:53:02.035</b>
<b>67</b>	<b>Andrew SMITH</b>		<b>Marcos 1800 GT</b>				
1 -	1:17.715	+ 8.211	10:39:12.002	8 -	1:09.711	+ 0.207	10:47:31.716
2 -	1:12.970	+ 3.466	10:40:24.972	9 -	1:10.450	+ 0.946	10:48:42.166
3 -	1:12.680	+ 3.176	10:41:37.652	10 -	1:10.860	+ 1.356	10:49:53.026
4 -	1:12.364	+ 2.860	10:42:50.016	11 -	<b>1:09.504</b>		<b>10:51:02.530</b>
5 -	1:10.790	+ 1.286	10:44:00.806	12 -	1:11.517	+ 2.013	10:52:14.047
6 -	1:11.128	+ 1.624	10:45:11.934	13 -	1:09.851	+ 0.347	10:53:23.898
7 -	1:10.071	+ 0.567	10:46:22.005				
<b>80</b>	<b>Manuel FERRAO</b>		<b>Ferrari 275GTB</b>				
1 -	1:26.906	+ 10.623	10:39:34.806	6 -	1:16.676	+ 0.393	10:46:07.338
2 -	1:22.442	+ 6.159	10:40:57.248	7 -	1:18.555	+ 2.272	10:47:25.893
3 -	1:19.841	+ 3.558	10:42:17.089	8 -	1:30.884	+ 14.601	10:48:56.777
4 -	1:17.290	+ 1.007	10:43:34.379	9 -	1:23.773	+ 7.490	10:50:20.550
5 -	<b>1:16.283</b>		<b>10:44:50.662</b>	10 -	1:20.340	+ 4.057	10:51:40.890
<b>91</b>	<b>Rudolf ERNST</b>		<b>Lotus XI</b>				
1 -	1:26.463	+ 7.288	10:39:32.892	7 -	1:20.668	+ 1.493	10:47:43.648
2 -	1:27.014	+ 7.839	10:40:59.906	8 -	1:20.673	+ 1.498	10:49:04.321
3 -	1:23.778	+ 4.603	10:42:23.684	9 -	1:25.374	+ 6.199	10:50:29.695
4 -	1:19.837	+ 0.662	10:43:43.521	10 -	1:24.377	+ 5.202	10:51:54.072
5 -	<b>1:19.175</b>		<b>10:45:02.696</b>	11 -	1:20.007	+ 0.832	10:53:14.079
6 -	1:20.284	+ 1.109	10:46:22.980				
<b>97</b>	<b>Andrew HILL</b>		<b>Chevron B8</b>				
1 -	1:30.765	+ 23.978	10:39:47.331	7 -	1:07.082	+ 0.295	10:47:10.762
2 -	1:39.140	+ 32.353	10:41:26.471	8 -	<b>1:06.787</b>		<b>10:48:17.549</b>
3 -	1:12.190	+ 5.403	10:42:38.661	9 -	1:10.344	+ 3.557	10:49:27.893
4 -	1:10.312	+ 3.525	10:43:48.973	10 -	1:07.633	+ 0.846	10:50:35.526
5 -	1:07.727	+ 0.940	10:44:56.700	11 -	1:07.362	+ 0.575	10:51:42.888
6 -	1:06.980	+ 0.193	10:46:03.680	12 -	1:07.471	+ 0.684	10:52:50.359

Cars 15 & 40 do not have working transponders - please fix before racing.

Silverstone National  
Circuit Length = 1.6390 miles  
Start: 10:37 End: 10:53

## Guards Trophy

### QUALIFYING RACE 5 - LAP ANALYSIS

99	Peter VAN-SMIRREN			Lotus Elan 26R			
1 -	1:21.672	+ 9.318	10:39:28.726	7 -	1:12.808	+ 0.454	10:46:53.703
2 -	1:15.599	+ 3.245	10:40:44.325	8 -	1:13.203	+ 0.849	10:48:06.906
3 -	1:14.832	+ 2.478	10:41:59.157	9 -	1:12.908	+ 0.554	10:49:19.814
4 -	1:13.512	+ 1.158	10:43:12.669	10 -	1:12.374	+ 0.020	10:50:32.188
5 -	1:13.738	+ 1.384	10:44:26.407	11 -	<b>1:12.354</b>		<b>10:51:44.542</b>
6 -	1:14.488	+ 2.134	10:45:40.895	12 -	1:18.604	+ 6.250	10:53:03.146


Cars 15 & 40 do not have working transponders - please fix before racing.

Silverstone National  
Circuit Length = 1.6390 miles  
Start: 10:37 End: 10:53

# Guards Trophy

## RACE 5 - GRID - AMENDED

ROW 15	1:22.658 47 Clare SURTEES	1:24.371 22 Ed COTTAM
ROW 14	1:16.283 80 Manuel FERRAO	1:19.175 91 Rudolf ERNST
ROW 13	1:14.646 6 Sidney HOOLE	1:15.080 9 Ivan DUTTON
ROW 12	1:12.412 26 Steve SEAMAN	1:13.623 21 Robert BARRIE
ROW 11	1:11.096 11 Andy SHEPHERD	1:12.354 99 Peter VAN-SMIRREN
ROW 10	1:10.255 28 Don SALVAGE	1:10.782 4 John WATSON
ROW 9	1:10.031 53 John PEARSON	1:10.031 20 Phil BENNETT
ROW 8	1:09.715 29 Ian COX	1:09.911 19 Steve TANDY
ROW 7	1:09.545 55 Paul CASTALDINI	1:09.666 5 Michael MOORE
ROW 6	1:08.778 15 Crispin HARRIS	1:09.504 67 Andrew SMITH
ROW 5	1:08.639 37 Adam JONES	1:09.666 66 Nick THOMPSON
ROW 4	1:06.476 42 Simon LEIGHTON	1:06.787 97 Andrew HILL
ROW 3	1:05.430 40 Ted WILLIAMS	1:06.431 2 Stuart TIZZARD
ROW 2	1:04.537 54 Robert SHAW	1:04.618 30 David METHLEY
ROW 1	<b>Pole</b>	



Cars 53 & 66 now included

Silverstone National  
Circuit Length = 1.6390 miles

These results are provisional until the conclusion of any judicial and technical matters.

Clerk of Course :		Timekeeper :
-------------------	--	--------------



# Guards Trophy

## RACE 5 - CLASSIFICATION

POS	NO	CL	NAME	ENTRY	LAPS	TIME	GAP	DIFF	MPH	BEST	ON
1	54	SRD	Robert SHAW	Chevron B8	14	15:27.952			89.01	1:04.656	12
2	40	SRD	Ted WILLIAMS	Ginetta G16	14	15:31.504	3.552	3.552	88.67	1:04.611	7
3	2	SRD	Stuart TIZZARD	Lenham Spider	14	15:35.309	7.357	3.805	88.31	1:05.504	9
4	97	SRD	Andrew HILL	Chevron B8	14	15:43.207	15.255	7.898	87.57	1:05.435	11
5	42	SRD	Simon LEIGHTON	Chevron B8	14	15:45.241	17.289	2.034	87.39	1:06.332	14
6	66	SRD	Nick THOMPSON	Chevron B6	14	15:49.031	21.079	3.790	87.04	1:06.476	11
7	53	C2	John PEARSON	Jaguar E-Type	14	16:25.242	57.290	36.211	83.84	1:08.393	5
8	37	SRD	Adam JONES	Chevron B8	14	16:28.044	1:00.092	2.802	83.60	1:09.205	5
9	15	SRA	Crispin HARRIS	Lister Jaguar	14	16:34.305	1:06.353	6.261	83.07	1:09.156	11
10	55	C2	Paul CASTALDINI	Jaguar E-Type	13	15:30.780	1 lap	1 lap	82.40	1:09.976	5
11	29	B1	Ian COX	Marcos 1800 GT	13	15:31.125	1 lap	0.345	82.37	1:10.069	11
12	28	D	Don SALVAGE	TVR Griffiths	13	15:31.643	1 lap	0.518	82.33	1:09.767	12
13	19	C2	Steve TANDY	Jaguar E-Type	13	15:33.325	1 lap	1.682	82.18	1:09.956	9
14	20	SRA	Phil BENNETT	Lister Jaguar	13	15:44.578	1 lap	11.253	81.20	1:10.721	9
15	26	B1	Steve SEAMAN	Lotus Elan 26R	13	16:18.709	1 lap	34.131	78.37	1:13.666	5
16	21	B2	Robert BARRIE	Porsche 911	13	16:19.371	1 lap	0.662	78.32	1:13.584	5
17	99	B1	Peter VAN-SMIRREN	Lotus Elan 26R	13	16:38.433	1 lap	19.062	76.82	1:11.443	8
18	9	SRA	Ivan DUTTON	Lotus 11	12	15:31.376	2 laps	1 lap	76.02	1:14.705	3
19	80	C2	Manuel FERRAO	Ferrari 275GTB	12	16:23.729	2 laps	52.353	71.97	1:19.751	9
20	91	SRA	Rudolf ERNST	Lotus XI	12	16:33.914	2 laps	10.185	71.23	1:20.326	10
21	47	B2	Clare SURTEES	MGB	11	15:36.064	3 laps	1 lap	69.33	1:22.454	7
22	22	SRA	Ed COTTAM	Arnolt Bristol	11	15:43.331	3 laps	7.267	68.80	1:23.480	9

### NOT CLASSIFIED

DNF	4	B1	John WATSON	Lotus Elan	13	17:03.467	1 lap	0.000	74.94	1:12.118	11
DNF	67	B1	Andrew SMITH	Marcos 1800 GT	0						
DNF	5	C2	Michael MOORE	Jaguar E-Type	1		13 laps	0.000			
DNF	6	SRA	Sidney HOOLE	Cooper Monaco	4	5:26.900	10 laps	0.000	72.19	1:14.240	3

### FASTEST LAP

40	SRD	Ted WILLIAMS	Ginetta G16	7	1:04.611	91.32 mph	146.96 kph
29	B1	Ian COX	Marcos 1800 GT	11	1:10.069	84.20 mph	135.51 kph
53	C2	John PEARSON	Jaguar E-Type	5	1:08.393	86.27 mph	138.84 kph
15	SRA	Crispin HARRIS	Lister Jaguar	11	1:09.156	85.31 mph	137.30 kph
21	B2	Robert BARRIE	Porsche 911	5	1:13.584	80.18 mph	129.04 kph
28	D	Don SALVAGE	TVR Griffiths	12	1:09.767	84.57 mph	136.10 kph

Silverstone National  
Circuit Length = 1.6390 miles  
Start: 15:15 End: 15:32

These results are provisional until the conclusion of any judicial and technical matters.

Clerk of Course :	Timekeeper :
-------------------	--------------

# Guards Trophy

## RACE 5 - LAP CHART

Lap 1			Lap 2			Lap 3			Lap 4			Lap 5		
No	Behind	Laptime	No	Behind	Laptime	No	Behind	Laptime	No	Behind	Laptime	No	Behind	Laptime
40		1:14.822	54		1:06.161	54		1:05.329	54		1:04.857	54		1:05.855
2	0.212	1:15.034	2	0.599	1:06.943	40	1.045	1:05.490	40	0.819	1:04.631	40	0.376	1:05.412
54	0.395	1:15.217	40	0.884	1:07.440	2	1.592	1:06.322	2	2.408	1:05.673	80	1 LAP	1:20.759
97	1.610	1:16.432	97	2.272	1:07.218	97	3.440	1:06.497	97	5.782	1:07.199	2	2.405	1:05.852
42	2.086	1:16.908	42	2.859	1:07.329	42	4.393	1:06.863	42	6.168	1:06.632	91	1 LAP	1:22.172
66	2.987	1:17.809	66	3.714	1:07.283	66	5.698	1:07.313	66	7.881	1:07.040	97	6.787	1:06.860
37	4.672	1:19.494	37	7.768	1:09.652	37	13.037	1:10.598	37	17.491	1:09.311	42	7.245	1:06.932
15	6.966	1:21.788	15	10.556	1:10.146	15	14.777	1:09.550	15	19.314	1:09.394	66	8.745	1:06.719
53	8.258	1:23.080	53	11.201	1:09.499	53	15.797	1:09.925	53	19.712	1:08.772	47	1 LAP	1:22.887
55	8.568	1:23.390	55	13.253	1:11.241	55	18.896	1:10.972	55	24.392	1:10.353	22	1 LAP	1:24.695
29	8.808	1:23.630	29	13.671	1:11.419	29	19.329	1:10.987	29	24.701	1:10.229	37	20.841	1:09.205
19	9.849	1:24.671	19	14.853	1:11.560	19	20.279	1:10.755	19	25.819	1:10.397	53	22.250	1:08.393
28	10.172	1:24.994	28	15.154	1:11.538	28	20.605	1:10.780	28	26.162	1:10.414	15	22.661	1:09.202
4	10.917	1:25.739	4	16.709	1:12.348	4	24.432	1:13.052	4	32.906	1:13.331	55	28.513	1:09.976
6	11.227	1:26.049	6	19.606	1:14.935	20	26.806	1:11.991	20	33.125	1:11.176	29	28.975	1:10.129
26	12.509	1:27.331	26	19.862	1:13.909	6	28.517	1:14.240	26	38.245	1:13.671	28	30.532	1:10.225
20	13.781	1:28.603	20	20.144	1:12.919	26	29.431	1:14.898	21	41.857	1:15.137	19	30.726	1:10.762
9	14.263	1:29.085	9	22.459	1:14.752	21	31.577	1:13.928	6	55.336	1:31.676	20	38.064	1:10.794
21	15.384	1:30.206	21	22.978	1:14.150	9	31.835	1:14.705	9	56.115	1:29.137	4	39.340	1:12.289
80	21.117	1:35.939	80	35.490	1:20.929	99	47.084	1:14.000	99	57.142	1:14.915	26	46.056	1:13.666
91	22.051	1:36.873	91	35.930	1:20.435	80	50.481	1:20.320				21	49.586	1:13.584
22	24.799	1:39.621	99	38.413	1:14.664	91	51.283	1:20.682				99	1:03.489	1:12.202
47	25.044	1:39.866	47	43.299	1:24.811	47	1:01.927	1:23.957						
99	30.305	1:45.127	22	44.571	1:26.328	22	1:02.938	1:23.696						
5	36.488	1:51.310												

# Guards Trophy

## RACE 5 - LAP CHART

Lap 6			Lap 7			Lap 8			Lap 9			Lap 10		
No	Behind	Laptime	No	Behind	Laptime	No	Behind	Laptime	No	Behind	Laptime	No	Behind	Laptime
54		1:04.869	54		1:04.927	54		1:07.583	54		1:05.448	54		1:04.737
9	1 LAP	1:15.185	40	0.485	1:04.611	40	0.435	1:07.533	47	2 LAPS	1:22.454	40	1.070	1:05.157
40	0.801	1:05.294	2	4.116	1:05.852	2	2.676	1:06.143	40	0.650	1:05.663	91	2 LAPS	1:21.668
2	3.191	1:05.655	99	1 LAP	1:13.968	4	1 LAP	1:33.828	2	2.732	1:05.504	2	4.061	1:06.066
97	8.502	1:06.584	97	9.535	1:05.960	97	8.359	1:06.407	22	2 LAPS	1:23.694	97	11.385	1:06.367
42	9.544	1:07.168	42	11.018	1:06.401	42	10.111	1:06.676	26	1 LAP	1:15.016	42	13.725	1:07.107
66	10.953	1:07.077	9	1 LAP	1:15.380	66	12.432	1:07.103	21	1 LAP	1:13.815	66	16.644	1:07.327
80	1 LAP	1:20.871	66	12.912	1:06.886	99	1 LAP	1:13.017	97	9.755	1:06.844	26	1 LAP	1:14.980
91	1 LAP	1:21.272	37	30.295	1:09.568	9	1 LAP	1:15.046	42	11.355	1:06.692	21	1 LAP	1:14.408
37	25.654	1:09.682	53	30.991	1:09.746	53	32.345	1:08.937	66	14.054	1:07.070	47	2 LAPS	1:23.411
53	26.172	1:08.791	80	1 LAP	1:20.984	37	33.421	1:10.709	4	1 LAP	1:13.847	22	2 LAPS	1:23.960
15	28.195	1:10.403	15	34.267	1:10.999	15	37.227	1:10.543	99	1 LAP	1:11.443	4	1 LAP	1:14.682
47	1 LAP	1:23.292	91	1 LAP	1:21.220	55	44.467	1:10.896	9	1 LAP	1:15.597	99	1 LAP	1:12.321
55	33.939	1:10.295	55	41.154	1:12.142	29	44.930	1:10.327	53	36.577	1:09.680	9	1 LAP	1:15.498
29	34.997	1:10.891	29	42.186	1:12.116	80	1 LAP	1:20.792	37	37.787	1:09.814	53	41.474	1:09.634
19	37.030	1:11.173	19	43.212	1:11.109	19	46.040	1:10.411	15	42.049	1:10.270	37	42.856	1:09.806
22	1 LAP	1:25.188	28	43.593	1:11.159	28	46.400	1:10.390	55	49.307	1:10.288	15	47.141	1:09.829
28	37.361	1:11.698	20	51.117	1:12.047	91	1 LAP	1:22.656	29	49.627	1:10.145	55	54.677	1:10.107
20	43.997	1:10.802	47	1 LAP	1:23.628	20	54.450	1:10.916	19	50.548	1:09.956	29	55.088	1:10.198
4	46.681	1:12.210	22	1 LAP	1:24.017				28	50.964	1:10.012	19	55.986	1:10.175
26	55.097	1:13.910	26	1:05.161	1:14.991				20	59.723	1:10.721	28	56.293	1:10.066
21	58.651	1:13.934	21	1:07.377	1:13.653				80	1 LAP	1:20.104			

# Guards Trophy

## RACE 5 - LAP CHART

Lap 11			Lap 12			Lap 13			Lap 14		
No	Behind	Laptime	No	Behind	Laptime	No	Behind	Laptime	No	Behind	Laptime
54		1:04.963	54		1:04.656	54		1:06.380	54		1:06.970
20	1 LAP	1:10.738	40	2.264	1:04.879	40	0.959	1:05.075	55	1 LAP	1:10.906
40	2.041	1:05.934	20	1 LAP	1:11.272	19	1 LAP	1:11.029	29	1 LAP	1:10.800
2	5.910	1:06.812	2	7.579	1:06.325	2	7.757	1:06.558	9	2 LAPS	1:15.808
80	2 LAPS	1:19.751	97	13.430	1:06.229	20	1 LAP	1:11.696	40	3.552	1:09.563
97	11.857	1:05.435	42	17.648	1:06.900	97	14.980	1:07.930	28	1 LAP	1:10.829
42	15.404	1:06.642	66	20.565	1:07.064	42	17.927	1:06.659	19	1 LAP	1:10.967
66	18.157	1:06.476	80	2 LAPS	1:21.191	66	20.955	1:06.770	2	7.357	1:06.570
91	2 LAPS	1:22.731	91	2 LAPS	1:20.326	80	2 LAPS	1:20.731	47	3 LAPS	1:25.212
26	1 LAP	1:13.716	26	1 LAP	1:14.206	26	1 LAP	1:13.720	97	15.255	1:07.245
21	1 LAP	1:13.983	21	1 LAP	1:13.790	21	1 LAP	1:14.123	22	3 LAPS	1:24.173
4	1 LAP	1:14.919	4	1 LAP	1:12.118	91	2 LAPS	1:20.960	20	1 LAP	1:10.903
99	1 LAP	1:15.532	99	1 LAP	1:11.963	4	1 LAP	1:13.198	42	17.289	1:06.332
47	2 LAPS	1:23.874	53	50.781	1:09.671	99	1 LAP	1:12.803	66	21.079	1:07.094
22	2 LAPS	1:23.480	37	53.570	1:10.399	53	53.836	1:09.435	26	1 LAP	1:14.695
53	45.766	1:09.255	47	2 LAPS	1:22.672	37	57.144	1:09.954	21	1 LAP	1:14.660
37	47.827	1:09.934	15	57.386	1:10.708	15	1:02.179	1:11.173	80	2 LAPS	1:21.358
9	1 LAP	1:15.256	9	1 LAP	1:15.927				53	57.290	1:10.424
15	51.334	1:09.156	22	2 LAPS	1:24.479				37	1:00.092	1:09.918
55	59.743	1:10.029	55	1:05.272	1:10.185				91	2 LAPS	1:22.919
29	1:00.194	1:10.069	29	1:05.723	1:10.185				15	1:06.353	1:11.144
28	1:01.101	1:09.771	28	1:06.212	1:09.767				99	1 LAP	1:26.478
19	1:01.383	1:10.360							4	1 LAP	1:51.906 P

# Classic Racing Cars

## QUALIFYING RACE 6 - CLASSIFICATION

POS	NO	CL	NAME	ENTRY	TIME	ON	LAPS	GAP	DIFF	MPH
1	64	E4	Michael LYONS	Merlyn Mk10	1:01.116	13	14			96.54
2	88	E4	Michael SCOTT	Brabham BT30	1:02.181	9	14	1.065	1.065	94.89
3	22	E2	Ian GRAY	Brabham BT16	1:03.242	14	14	2.126	1.061	93.29
4	36	E2	Tony KEELE	Palliser WDB3	1:03.508	13	14	2.392	0.266	92.90
5	51	E2	Antony ROSS	Lotus 59	1:03.509	10	14	2.393	0.001	92.90
6	16	E2	Grant CLEARWATER	Brabham BT16	1:03.904	11	14	2.788	0.395	92.33
7	30	E2	Richard KENDLE	Brabham BT21B	1:04.318	14	14	3.202	0.414	91.73
8	7	C	Michael SCHRYVER	Lotus 27	1:04.561	9	14	3.445	0.243	91.39
9	74	E4	Jon WAGGITT	Brabham BT18	1:06.516	11	13	5.400	1.955	88.70
10	72	E4	Simon LANGMAN	Brabham BT30	1:08.328	8	8	7.212	1.812	86.35
11	62	E2	Alasdair PIKE	Brabham BT21	1:08.388	10	13	7.272	0.060	86.27
12	21	E2	Neil BOWMAN	Macon MR6	1:08.818	3	7	7.702	0.430	85.73
13	37	E4	Lincoln SMALL	Brabham BT30	1:08.839	9	13	7.723	0.021	85.71
14	23	D	Paul MCMORRAN	Crossle 17F	1:09.315	12	13	8.199	0.476	85.12
15	43	F	Bob HOUGHTON	Merlyn Mk11A	1:11.456	10	12	10.340	2.141	82.57
16	41	F	Martin ANSLOW	Merlyn Mk20A	1:12.165	7	12	11.049	0.709	81.76
17	17	D	Grant SAUNDERS	March 703	1:12.495	7	12	11.379	0.330	81.38
18	14	F	Roy MACGREGOR	Hawke DL2B	1:12.556	7	12	11.440	0.061	81.32
19	81	D	Stephen WILKINSON	Brabham BT21	1:12.583	8	12	11.467	0.027	81.29
20	78	B	Max SMEETH	Lotus 22	1:13.127	10	12	12.011	0.544	80.68
21	2	C	Michael WALLER	Cooper T56	1:13.488	10	11	12.372	0.361	80.29
22	46	F	Richard BROMLEY	Merlyn Mk11A	1:47.223	1	3	46.107	33.735	55.02

Silverstone National  
Circuit Length = 1.6390 miles  
Start: 11:08 End: 11:24

These results are provisional until the conclusion of any judicial and technical matters.

Clerk of Course :

Timekeeper :

# Classic Racing Cars

## QUALIFYING RACE 6 - LAP ANALYSIS

<b>2</b>	<b>Michael WALLER</b>			Cooper T56			
1 -	1:24.069	+ 10.581	11:10:25.788	7 -	1:15.928	+ 2.440	11:18:05.936
2 -	1:19.661	+ 6.173	11:11:45.449	8 -	1:14.547	+ 1.059	11:19:20.483
3 -	1:15.702	+ 2.214	11:13:01.151	9 -	1:14.796	+ 1.308	11:20:35.279
4 -	1:18.444	+ 4.956	11:14:19.595	10 -	<b>1:13.488</b>		<b>11:21:48.767</b>
5 -	1:15.908	+ 2.420	11:15:35.503	11 -	1:15.579	+ 2.091	11:23:04.346
6 -	1:14.505	+ 1.017	11:16:50.008				
<b>7</b>	<b>Michael SCHRYVER</b>			Lotus 27			
1 -	1:11.816	+ 7.255	11:10:06.175	8 -	1:05.775	+ 1.214	11:17:53.331
2 -	1:06.457	+ 1.896	11:11:12.632	9 -	<b>1:04.561</b>		<b>11:18:57.892</b>
3 -	1:12.384	+ 7.823	11:12:25.016	10 -	1:04.898	+ 0.337	11:20:02.790
4 -	1:06.254	+ 1.693	11:13:31.270	11 -	1:04.764	+ 0.203	11:21:07.554
5 -	1:05.220	+ 0.659	11:14:36.490	12 -	1:04.662	+ 0.101	11:22:12.216
6 -	1:05.518	+ 0.957	11:15:42.008	13 -	1:04.772	+ 0.211	11:23:16.988
7 -	1:05.548	+ 0.987	11:16:47.556	14 -	1:05.614	+ 1.053	11:24:22.602
<b>14</b>	<b>Roy MACGREGOR</b>			Hawke DL2B			
1 -	1:18.036	+ 5.480	11:10:20.481	7 -	<b>1:12.556</b>		<b>11:17:41.317</b>
2 -	1:15.154	+ 2.598	11:11:35.635	8 -	1:13.179	+ 0.623	11:18:54.496
3 -	1:13.827	+ 1.271	11:12:49.462	9 -	1:14.838	+ 2.282	11:20:09.334
4 -	1:13.301	+ 0.745	11:14:02.763	10 -	1:12.678	+ 0.122	11:21:22.012
5 -	1:12.924	+ 0.368	11:15:15.687	11 -	1:12.888	+ 0.332	11:22:34.900
6 -	1:13.074	+ 0.518	11:16:28.761	12 -	1:17.814	+ 5.258	11:23:52.714
<b>16</b>	<b>Grant CLEARWATER</b>			Brabham BT16			
1 -	1:11.668	+ 7.764	11:09:58.328	8 -	1:05.542	+ 1.638	11:17:41.256
2 -	1:07.872	+ 3.968	11:11:06.200	9 -	1:05.255	+ 1.351	11:18:46.511
3 -	1:05.739	+ 1.835	11:12:11.939	10 -	1:04.682	+ 0.778	11:19:51.193
4 -	1:04.649	+ 0.745	11:13:16.588	11 -	<b>1:03.904</b>		<b>11:20:55.097</b>
5 -	1:05.745	+ 1.841	11:14:22.333	12 -	1:04.148	+ 0.244	11:21:59.245
6 -	1:06.076	+ 2.172	11:15:28.409	13 -	1:04.912	+ 1.008	11:23:04.157
7 -	1:07.305	+ 3.401	11:16:35.714	14 -	1:04.235	+ 0.331	11:24:08.392
<b>17</b>	<b>Grant SAUNDERS</b>			March 703			
1 -	1:23.122	+ 10.627	11:10:17.321	7 -	<b>1:12.495</b>		<b>11:17:46.539</b>
2 -	1:16.578	+ 4.083	11:11:33.899	8 -	1:13.157	+ 0.662	11:18:59.696
3 -	1:19.480	+ 6.985	11:12:53.379	9 -	1:13.565	+ 1.070	11:20:13.261
4 -	1:14.264	+ 1.769	11:14:07.643	10 -	1:13.755	+ 1.260	11:21:27.016
5 -	1:13.619	+ 1.124	11:15:21.262	11 -	1:12.843	+ 0.348	11:22:39.859
6 -	1:12.782	+ 0.287	11:16:34.044	12 -	1:14.776	+ 2.281	11:23:54.635
<b>21</b>	<b>Neil BOWMAN</b>			Macon MR6			
1 -	1:13.851	+ 5.033	11:10:08.577	5 -	1:11.389	+ 2.571	11:21:50.496
2 -	1:09.155	+ 0.337	11:11:17.732	6 -	1:10.833	+ 2.015	11:23:01.329
3 -	<b>1:08.818</b>		<b>11:12:26.550</b>	7 -	1:09.946	+ 1.128	11:24:11.275
4 -	8:12.557	+ 7:03.739	11:20:39.107				
<b>22</b>	<b>Ian GRAY</b>			Brabham BT16			
1 -	1:08.981	+ 5.739	11:09:53.573	8 -	1:03.597	+ 0.355	11:17:37.996
2 -	1:06.854	+ 3.612	11:11:00.427	9 -	1:04.271	+ 1.029	11:18:42.267
3 -	1:07.085	+ 3.843	11:12:07.512	10 -	1:04.483	+ 1.241	11:19:46.750
4 -	1:12.208	+ 8.966	11:13:19.720	11 -	1:04.001	+ 0.759	11:20:50.751
5 -	1:04.519	+ 1.277	11:14:24.239	12 -	1:03.498	+ 0.256	11:21:54.249
6 -	1:05.999	+ 2.757	11:15:30.238	13 -	1:03.759	+ 0.517	11:22:58.008
7 -	1:04.161	+ 0.919	11:16:34.399	14 -	<b>1:03.242</b>		<b>11:24:01.250</b>
<b>23</b>	<b>Paul MCMORRAN</b>			Crossle 17F			
1 -	1:18.485	+ 9.170	11:10:10.374	8 -	1:11.044	+ 1.729	11:18:31.951
2 -	1:14.704	+ 5.389	11:11:25.078	9 -	1:09.634	+ 0.319	11:19:41.585
3 -	1:12.198	+ 2.883	11:12:37.276	10 -	1:10.253	+ 0.938	11:20:51.838
4 -	1:12.107	+ 2.792	11:13:49.383	11 -	1:09.504	+ 0.189	11:22:01.342
5 -	1:11.300	+ 1.985	11:15:00.683	12 -	<b>1:09.315</b>		<b>11:23:10.657</b>

Silverstone National  
Circuit Length = 1.6390 miles  
Start: 11:08 End: 11:24

# Classic Racing Cars

## QUALIFYING RACE 6 - LAP ANALYSIS

6 -	1:10.264	+ 0.949	11:16:10.947	13 -	1:09.457	+ 0.142	11:24:20.114
7 -	1:09.960	+ 0.645	11:17:20.907				
<b>30</b>	<b>Richard KENDLE</b>		<b>Brabham BT21B</b>				
1 -	1:07.764	+ 3.446	11:09:48.399	8 -	1:05.230	+ 0.912	11:17:29.435
2 -	1:05.997	+ 1.679	11:10:54.396	9 -	1:04.763	+ 0.445	11:18:34.198
3 -	1:08.197	+ 3.879	11:12:02.593	10 -	1:07.382	+ 3.064	11:19:41.580
4 -	1:05.178	+ 0.860	11:13:07.771	11 -	1:05.561	+ 1.243	11:20:47.141
5 -	1:05.923	+ 1.605	11:14:13.694	12 -	1:05.075	+ 0.757	11:21:52.216
6 -	1:05.107	+ 0.789	11:15:18.801	13 -	1:04.530	+ 0.212	11:22:56.746
7 -	1:05.404	+ 1.086	11:16:24.205	14 -	<b>1:04.318</b>		<b>11:24:01.064</b>
<b>36</b>	<b>Tony KEELE</b>		<b>Palliser WDB3</b>				
1 -	1:07.390	+ 3.882	11:09:47.525	8 -	1:05.487	+ 1.979	11:17:21.677
2 -	1:04.791	+ 1.283	11:10:52.316	9 -	1:05.190	+ 1.682	11:18:26.867
3 -	1:05.645	+ 2.137	11:11:57.961	10 -	1:03.526	+ 0.018	11:19:30.393
4 -	1:04.215	+ 0.707	11:13:02.176	11 -	1:03.625	+ 0.117	11:20:34.018
5 -	1:04.936	+ 1.428	11:14:07.112	12 -	1:04.264	+ 0.756	11:21:38.282
6 -	1:03.690	+ 0.182	11:15:10.802	13 -	<b>1:03.508</b>		<b>11:22:41.790</b>
7 -	1:05.388	+ 1.880	11:16:16.190	14 -	1:08.624	+ 5.116	11:23:50.414
<b>37</b>	<b>Lincoln SMALL</b>		<b>Brabham BT30</b>				
1 -	1:17.984	+ 9.145	11:10:09.126	8 -	1:08.913	+ 0.074	11:18:30.481
2 -	1:20.713	+ 11.874	11:11:29.839	9 -	<b>1:08.839</b>		<b>11:19:39.320</b>
3 -	1:11.477	+ 2.638	11:12:41.316	10 -	1:08.849	+ 0.010	11:20:48.169
4 -	1:10.908	+ 2.069	11:13:52.224	11 -	1:10.548	+ 1.709	11:21:58.717
5 -	1:10.189	+ 1.350	11:15:02.413	12 -	1:09.958	+ 1.119	11:23:08.675
6 -	1:09.607	+ 0.768	11:16:12.020	13 -	1:09.472	+ 0.633	11:24:18.147
7 -	1:09.548	+ 0.709	11:17:21.568				
<b>41</b>	<b>Martin ANSLOW</b>		<b>Merlyn Mk20A</b>				
1 -	1:23.151	+ 10.986	11:10:28.147	7 -	<b>1:12.165</b>		<b>11:18:10.418</b>
2 -	1:31.905	+ 19.740	11:12:00.052	8 -	1:12.772	+ 0.607	11:19:23.190
3 -	1:16.491	+ 4.326	11:13:16.543	9 -	1:15.437	+ 3.272	11:20:38.627
4 -	1:14.199	+ 2.034	11:14:30.742	10 -	1:16.963	+ 4.798	11:21:55.590
5 -	1:13.977	+ 1.812	11:15:44.719	11 -	1:13.049	+ 0.884	11:23:08.639
6 -	1:13.534	+ 1.369	11:16:58.253	12 -	1:14.000	+ 1.835	11:24:22.639
<b>43</b>	<b>Bob HOUGHTON</b>		<b>Merlyn Mk11A</b>				
1 -	1:17.348	+ 5.892	11:10:09.906	7 -	1:12.303	+ 0.847	11:17:29.856
2 -	1:14.852	+ 3.396	11:11:24.758	8 -	1:11.852	+ 0.396	11:18:41.708
3 -	1:14.036	+ 2.580	11:12:38.794	9 -	1:12.698	+ 1.242	11:19:54.406
4 -	1:12.614	+ 1.158	11:13:51.408	10 -	<b>1:11.456</b>		<b>11:21:05.862</b>
5 -	1:13.209	+ 1.753	11:15:04.617	11 -	1:12.708	+ 1.252	11:22:18.570
6 -	1:12.936	+ 1.480	11:16:17.553	12 -	1:12.974	+ 1.518	11:23:31.544
<b>46</b>	<b>Richard BROMLEY</b>		<b>Merlyn Mk11A</b>				
1 -	<b>1:47.223</b>		<b>11:18:30.339</b>	3 -	1:48.085	+ 0.862	11:22:05.669
2 -	1:47.245	+ 0.022	11:20:17.584				
<b>51</b>	<b>Antony ROSS</b>		<b>Lotus 59</b>				
1 -	1:09.409	+ 5.900	11:09:52.433	8 -	1:04.133	+ 0.624	11:17:31.435
2 -	1:05.191	+ 1.682	11:10:57.624	9 -	1:06.832	+ 3.323	11:18:38.267
3 -	1:05.853	+ 2.344	11:12:03.477	10 -	<b>1:03.509</b>		<b>11:19:41.776</b>
4 -	1:07.596	+ 4.087	11:13:11.073	11 -	1:07.120	+ 3.611	11:20:48.896
5 -	1:05.661	+ 2.152	11:14:16.734	12 -	1:06.569	+ 3.060	11:21:55.465
6 -	1:04.320	+ 0.811	11:15:21.054	13 -	1:06.785	+ 3.276	11:23:02.250
7 -	1:06.248	+ 2.739	11:16:27.302	14 -	1:05.072	+ 1.563	11:24:07.322
<b>62</b>	<b>Alasdair PIKE</b>		<b>Brabham BT21</b>				
1 -	1:11.954	+ 3.566	11:10:14.632	8 -	1:09.165	+ 0.777	11:18:26.809
2 -	1:11.367	+ 2.979	11:11:25.999	9 -	1:08.400	+ 0.012	11:19:35.209
3 -	1:12.005	+ 3.617	11:12:38.004	10 -	<b>1:08.388</b>		<b>11:20:43.597</b>
4 -	1:11.581	+ 3.193	11:13:49.585	11 -	1:09.602	+ 1.214	11:21:53.199

Silverstone National  
Circuit Length = 1.6390 miles  
Start: 11:08 End: 11:24

## Classic Racing Cars

### QUALIFYING RACE 6 - LAP ANALYSIS


5 -	1:10.266	+ 1.878	11:14:59.851	12 -	1:10.679	+ 2.291	11:23:03.878
6 -	1:09.271	+ 0.883	11:16:09.122	13 -	1:09.505	+ 1.117	11:24:13.383
7 -	1:08.522	+ 0.134	11:17:17.644				
<b>64</b>	<b>Michael LYONS</b>			<b>Merlyn Mk10</b>			
1 -	1:06.214	+ 5.098	11:10:04.972	8 -	1:02.220	+ 1.104	11:17:20.040
2 -	1:02.832	+ 1.716	11:11:07.804	9 -	1:04.470	+ 3.354	11:18:24.510
3 -	1:02.196	+ 1.080	11:12:10.000	10 -	1:01.580	+ 0.464	11:19:26.090
4 -	1:02.434	+ 1.318	11:13:12.434	11 -	1:01.956	+ 0.840	11:20:28.046
5 -	1:01.977	+ 0.861	11:14:14.411	12 -	1:01.425	+ 0.309	11:21:29.471
6 -	1:01.651	+ 0.535	11:15:16.062	13 -	<b>1:01.116</b>		<b>11:22:30.587</b>
7 -	1:01.758	+ 0.642	11:16:17.820	14 -	1:01.133	+ 0.017	11:23:31.720
<b>72</b>	<b>Simon LANGMAN</b>			<b>Brabham BT30</b>			
1 -	1:14.869	+ 6.541	11:13:57.862	5 -	1:12.184	+ 3.856	11:18:48.794
2 -	1:11.802	+ 3.474	11:15:09.664	6 -	1:10.478	+ 2.150	11:19:59.272
3 -	1:11.241	+ 2.913	11:16:20.905	7 -	1:09.821	+ 1.493	11:21:09.093
4 -	1:15.705	+ 7.377	11:17:36.610	8 -	<b>1:08.328</b>		<b>11:22:17.421</b>
<b>74</b>	<b>Jon WAGGITT</b>			<b>Brabham BT18</b>			
1 -	1:17.057	+ 10.541	11:10:05.295	8 -	1:07.837	+ 1.321	11:18:14.098
2 -	1:12.082	+ 5.566	11:11:17.377	9 -	1:06.674	+ 0.158	11:19:20.772
3 -	1:13.288	+ 6.772	11:12:30.665	10 -	1:08.016	+ 1.500	11:20:28.788
4 -	1:11.756	+ 5.240	11:13:42.421	11 -	<b>1:06.516</b>		<b>11:21:35.304</b>
5 -	1:08.940	+ 2.424	11:14:51.361	12 -	1:07.117	+ 0.601	11:22:42.421
6 -	1:07.482	+ 0.966	11:15:58.843	13 -	1:10.407	+ 3.891	11:23:52.828
7 -	1:07.418	+ 0.902	11:17:06.261				
<b>78</b>	<b>Max SMEETH</b>			<b>Lotus 22</b>			
1 -	1:24.877	+ 11.750	11:10:28.612	7 -	1:13.412	+ 0.285	11:18:04.136
2 -	1:18.285	+ 5.158	11:11:46.897	8 -	1:13.648	+ 0.521	11:19:17.784
3 -	1:16.761	+ 3.634	11:13:03.658	9 -	1:13.440	+ 0.313	11:20:31.224
4 -	1:16.778	+ 3.651	11:14:20.436	10 -	<b>1:13.127</b>		<b>11:21:44.351</b>
5 -	1:15.760	+ 2.633	11:15:36.196	11 -	1:13.595	+ 0.468	11:22:57.946
6 -	1:14.528	+ 1.401	11:16:50.724	12 -	1:13.860	+ 0.733	11:24:11.806
<b>81</b>	<b>Stephen WILKINSON</b>			<b>Brabham BT21</b>			
1 -	1:18.310	+ 5.727	11:10:11.169	7 -	1:13.222	+ 0.639	11:17:34.899
2 -	1:15.267	+ 2.684	11:11:26.436	8 -	<b>1:12.583</b>		<b>11:18:47.482</b>
3 -	1:14.157	+ 1.574	11:12:40.593	9 -	1:12.618	+ 0.035	11:20:00.100
4 -	1:14.114	+ 1.531	11:13:54.707	10 -	1:12.588	+ 0.005	11:21:12.688
5 -	1:13.460	+ 0.877	11:15:08.167	11 -	1:13.118	+ 0.535	11:22:25.806
6 -	1:13.510	+ 0.927	11:16:21.677	12 -	1:14.276	+ 1.693	11:23:40.082
<b>88</b>	<b>Michael SCOTT</b>			<b>Brabham BT30</b>			
1 -	1:10.306	+ 8.125	11:10:11.275	8 -	1:02.939	+ 0.758	11:17:59.561
2 -	1:06.941	+ 4.760	11:11:18.216	9 -	<b>1:02.181</b>		<b>11:19:01.742</b>
3 -	1:05.143	+ 2.962	11:12:23.359	10 -	1:05.207	+ 3.026	11:20:06.949
4 -	1:21.031	+ 18.850	11:13:44.390	11 -	1:02.234	+ 0.053	11:21:09.183
5 -	1:04.662	+ 2.481	11:14:49.052	12 -	1:03.274	+ 1.093	11:22:12.457
6 -	1:02.911	+ 0.730	11:15:51.963	13 -	1:03.309	+ 1.128	11:23:15.766
7 -	1:04.659	+ 2.478	11:16:56.622	14 -	1:03.315	+ 1.134	11:24:19.081

Silverstone National  
Circuit Length = 1.6390 miles  
Start: 11:08 End: 11:24



# Classic Racing Cars

## RACE 6 - GRID

ROW 11	1:47.223 46 Richard BROMLEY	1:13.488 2 Michael WALLER
ROW 10	1:13.127 78 Max SMEETH	1:12.583 81 Stephen WILKINSON
ROW 9	1:12.556 14 Roy MACGREGOR	1:12.495 17 Grant SAUNDERS
ROW 8	1:12.165 41 Martin ANSLOW	1:11.456 43 Bob HOUGHTON
ROW 7	1:09.315 23 Paul MCMORRAN	1:08.839 37 Lincoln SMALL
ROW 6	1:08.818 21 Neil BOWMAN	1:08.388 62 Alasdair PIKE
ROW 5	1:08.328 72 Simon LANGMAN	1:06.516 74 Jon WAGGITT
ROW 4	1:04.561 7 Michael SCHRYVER	1:04.318 30 Richard KENDLE
ROW 3	1:03.904 16 Grant CLEARWATER	1:03.509 51 Antony ROSS
ROW 2	1:03.508 36 Tony KEELE	1:03.242 22 Ian GRAY
ROW 1	1:02.181 88 Michael SCOTT	1:01.116 64 Michael LYONS
<b>Pole</b>		
		

Silverstone National  
Circuit Length = 1.6390 miles

**These results are provisional until the conclusion of any judicial and technical matters.**

Clerk of Course :		Timekeeper :
-------------------	--	--------------

# Classic Racing Cars

## RACE 6 - CLASSIFICATION

POS	NO	CL	NAME	ENTRY	LAPS	TIME	GAP	DIFF	MPH	BEST	ON
1	64	E4	Michael LYONS	Merlyn Mk10	15	15:59.715			92.22	1:02.648	15
2	22	E2	Ian GRAY	Brabham BT16	15	16:26.140	26.425	26.425	89.74	1:03.555	14
3	30	E2	Richard KENDLE	Brabham BT21B	15	16:26.287	26.572	0.147	89.73	1:03.563	14
4	88	E4	Michael SCOTT	Brabham BT30	15	16:28.691	28.976	2.404	89.51	1:03.389	15
5	16	E2	Grant CLEARWATER	Brabham BT16	15	16:29.577	29.862	0.886	89.43	1:03.648	14
6	36	E2	Tony KEELE	Palliser WDB3	15	16:39.501	39.786	9.924	88.54	1:03.572	14
7	7	C	Michael SCHRYVER	Lotus 27	15	16:46.740	47.025	7.239	87.91	1:05.214	13
8	72	E4	Simon LANGMAN	Brabham BT30	14	16:27.191	1 lap	1 lap	83.67	1:07.780	4
9	21	E2	Neil BOWMAN	Macon MR6	14	16:27.680	1 lap	0.489	83.63	1:07.556	5
10	37	E4	Lincoln SMALL	Brabham BT30	14	16:40.153	1 lap	12.473	82.59	1:08.171	14
11	62	E2	Alasdair PIKE	Brabham BT21	14	16:47.391	1 lap	7.238	81.99	1:08.113	14
12	78	B	Max SMEETH	Lotus 22	14	16:48.523	1 lap	1.132	81.90	1:08.544	14
13	43	F	Bob HOUGHTON	Merlyn Mk11A	14	16:58.330	1 lap	9.807	81.11	1:10.883	12
14	23	D	Paul MCMORRAN	Crossle 17F	14	16:58.530	1 lap	0.200	81.10	1:10.720	12
15	17	D	Grant SAUNDERS	March 703	14	17:02.661	1 lap	4.131	80.77	1:11.079	8
16	41	F	Martin ANSLOW	Merlyn Mk20A	13	16:08.602	2 laps	1 lap	79.19	1:11.770	13
17	81	D	Stephen WILKINSON	Brabham BT21	13	16:09.647	2 laps	1.045	79.10	1:12.167	13
18	14	F	Roy MACGREGOR	Hawke DL2B	13	16:19.267	2 laps	9.620	78.32	1:12.367	10
19	74	E4	Jon WAGGITT	Brabham BT18	13	16:33.002	2 laps	13.735	77.24	1:08.137	13
20	2	C	Michael WALLER	Cooper T56	12	16:17.482	3 laps	1 lap	72.43	1:16.313	2

### NOT CLASSIFIED

DNF	46	F	Richard BROMLEY	Merlyn Mk11A	9	14:12.744	6 laps	3 laps	62.27	1:26.065	2
DNF	51	E2	Antony ROSS	Lotus 59	8	9:01.247	7 laps	1 lap	87.21	1:04.307	3

### FASTEST LAP

43	F	Bob HOUGHTON	Merlyn Mk11A	12	1:10.883	83.24 mph	133.96 kph
22	E2	Ian GRAY	Brabham BT16	14	1:03.555	92.83 mph	149.40 kph
23	D	Paul MCMORRAN	Crossle 17F	12	1:10.720	83.43 mph	134.27 kph
64	E4	Michael LYONS	Merlyn Mk10	15	1:02.648	94.18 mph	151.57 kph
7	C	Michael SCHRYVER	Lotus 27	13	1:05.214	90.47 mph	145.60 kph
78	B	Max SMEETH	Lotus 22	14	1:08.544	86.08 mph	138.53 kph

Silverstone National  
Circuit Length = 1.6390 miles  
Start: 15:40 End: 15:57

These results are provisional until the conclusion of any judicial and technical matters.

Clerk of Course :	Timekeeper :
-------------------	--------------

**Classic Racing Cars**  
**RACE 6 - LAP CHART**

Lap 1			Lap 2			Lap 3			Lap 4			Lap 5		
No	Behind	Laptime	No	Behind	Laptime	No	Behind	Laptime	No	Behind	Laptime	No	Behind	Laptime
64		1:10.491	64		1:03.110	64		1:02.870	64		1:03.894	64		1:04.157
88	0.988	1:11.479	88	1.421	1:03.543	88	2.205	1:03.654	30	7.340	1:06.947	2	1 LAP	1:19.189
36	1.474	1:11.965	30	3.389	1:04.149	30	4.287	1:03.768	16	10.442	1:05.860	30	8.812	1:05.629
30	2.350	1:12.841	51	3.980	1:04.357	51	5.417	1:04.307	22	11.155	1:09.130	16	11.873	1:05.588
51	2.733	1:13.224	22	4.357	1:03.809	22	5.919	1:04.432	46	1 LAP	1:27.596	22	12.654	1:05.656
22	3.658	1:14.149	16	6.717	1:05.128	16	8.476	1:04.629	51	16.874	1:15.351	88	19.341	1:05.730
7	4.479	1:14.970	7	10.690	1:09.321	7	13.699	1:05.879	7	17.429	1:07.624	51	20.213	1:07.496
16	4.699	1:15.190	36	12.812	1:14.448	36	13.952	1:04.010	88	17.768	1:19.457	36	20.856	1:07.097
72	8.121	1:18.612	72	13.634	1:08.623	72	20.129	1:09.365	36	17.916	1:07.858	7	20.863	1:07.591
62	8.144	1:18.635	62	14.476	1:09.442	21	21.652	1:08.866	72	24.015	1:07.780	21	28.857	1:07.556
37	9.019	1:19.510	37	15.259	1:09.350	37	21.963	1:09.574	21	25.458	1:07.700	72	28.965	1:09.107
21	9.570	1:20.061	21	15.656	1:09.196	43	30.304	1:11.524	37	26.984	1:08.915	37	36.362	1:13.535
43	12.946	1:23.437	43	21.650	1:11.814	23	31.162	1:11.475	43	37.928	1:11.518	46	1 LAP	1:32.072
23	13.724	1:24.215	23	22.557	1:11.943	41	34.050	1:12.580	23	39.473	1:12.205	43	45.754	1:11.983
41	14.749	1:25.240	41	24.340	1:12.701	17	34.598	1:12.613	74	39.954	1:08.767	23	49.681	1:14.365
14	15.314	1:25.805	17	24.855	1:12.213	74	35.081	1:09.078	78	44.082	1:12.408	78	52.729	1:12.804
17	15.752	1:26.243	14	25.729	1:13.525	78	35.568	1:12.019	17	45.335	1:14.631	17	53.426	1:12.248
81	16.106	1:26.597	81	26.190	1:13.194	14	36.681	1:13.822	41	46.133	1:15.977	62	53.825	1:09.616
78	16.375	1:26.866	78	26.419	1:13.154	81	37.093	1:13.773	14	46.430	1:13.643	41	56.823	1:14.847
2	22.679	1:33.170	74	28.873	1:08.531	62	41.611	1:30.005	81	46.732	1:13.533	81	57.471	1:14.896
74	23.452	1:33.943	2	35.882	1:16.313	2	49.620	1:16.608	62	48.366	1:10.649	14	57.599	1:15.326
46	28.783	1:39.274	46	51.738	1:26.065									

Silverstone National  
Circuit Length = 1.6390 miles  
Start: 15:40 End: 15:57

**Classic Racing Cars**  
**RACE 6 - LAP CHART**

Lap 6			Lap 7			Lap 8			Lap 9			Lap 10		
No	Behind	Laptime	No	Behind	Laptime	No	Behind	Laptime	No	Behind	Laptime	No	Behind	Laptime
64		1:04.207	64		1:03.773	64		1:03.523	64		1:02.965	64		1:04.469
30	10.589	1:05.984	46	2 LAPS	1:30.778	78	1 LAP	1:10.912	37	1 LAP	1:10.558	74	2 LAPS	1:13.368
16	13.689	1:06.023	41	1 LAP	1:15.171	23	1 LAP	1:12.915	43	1 LAP	1:11.480	2	2 LAPS	1:23.274
22	14.063	1:05.616	14	1 LAP	1:14.555	17	1 LAP	1:12.590	62	1 LAP	1:10.683	37	1 LAP	1:13.610
2	1 LAP	1:21.736	81	1 LAP	1:14.828	14	1 LAP	1:13.229	78	1 LAP	1:11.200	62	1 LAP	1:11.879
88	20.309	1:05.175	30	12.369	1:05.553	30	14.948	1:06.102	23	1 LAP	1:11.158	43	1 LAP	1:13.846
51	21.890	1:05.884	16	15.287	1:05.371	41	1 LAP	1:14.504	17	1 LAP	1:11.079	78	1 LAP	1:10.064
36	21.989	1:05.340	22	15.585	1:05.295	81	1 LAP	1:14.556	30	17.577	1:05.594	23	1 LAP	1:10.922
7	22.767	1:06.111	88	22.792	1:06.256	22	17.490	1:05.428	22	19.621	1:05.096	30	21.618	1:08.510
21	33.281	1:08.631	51	24.195	1:06.078	16	17.596	1:05.832	16	19.922	1:05.291	17	1 LAP	1:11.999
72	34.895	1:10.137	7	25.428	1:06.434	88	24.926	1:05.657	41	1 LAP	1:12.603	16	22.008	1:06.555
37	49.868	1:17.713	36	30.208	1:11.992	51	25.222	1:04.550	14	1 LAP	1:13.981	22	22.234	1:07.082
74	1 LAP	2:19.184	2	1 LAP	1:21.714	7	27.905	1:06.000	81	1 LAP	1:13.255	88	26.919	1:05.591
43	54.181	1:12.634	21	38.026	1:08.518	46	2 LAPS	1:31.753	88	25.797	1:03.836	7	34.755	1:08.354
62	58.430	1:08.812	72	39.513	1:08.391	36	31.606	1:04.921	7	30.870	1:05.930	41	1 LAP	1:14.848
23	59.766	1:14.292	74	1 LAP	1:09.510	21	43.280	1:08.777	36	33.141	1:04.500	14	1 LAP	1:14.855
17	1:00.812	1:11.593	37	59.876	1:13.781	72	43.929	1:07.939	72	57.568	1:16.604	36	35.302	1:06.630
78	1:00.982	1:12.460	43	1:02.055	1:11.647	2	1 LAP	1:21.148	21	58.803	1:18.488	81	1 LAP	1:14.486
			62	1:03.048	1:08.391	74	1 LAP	1:08.372	46	2 LAPS	1:33.960			

**Classic Racing Cars**  
**RACE 6 - LAP CHART**

Lap 11			Lap 12			Lap 13			Lap 14			Lap 15		
No	Behind	Laptime	No	Behind	Laptime	No	Behind	Laptime	No	Behind	Laptime	No	Behind	Laptime
64		1:03.834	64		1:02.858	64		1:02.675	64		1:04.241	64		1:02.648
72	1 LAP	1:11.465	21	1 LAP	1:10.988	21	1 LAP	1:09.468	81	2 LAPS	1:12.556	41	2 LAPS	1:11.770
21	1 LAP	1:10.269	72	1 LAP	1:11.750	72	1 LAP	1:09.253	2	3 LAPS	1:20.566	81	2 LAPS	1:12.167
74	2 LAPS	1:09.060	74	2 LAPS	1:08.454	46	4 LAPS	1:58.234	72	1 LAP	1:08.278	2	3 LAPS	1:19.376
37	1 LAP	1:09.525	37	1 LAP	1:08.615	74	2 LAPS	1:08.175	21	1 LAP	1:09.248	14	2 LAPS	1:22.248
62	1 LAP	1:11.259	30	24.695	1:04.717	30	25.876	1:03.856	30	25.198	1:03.563	22	26.425	1:03.590
30	22.836	1:05.052	22	24.881	1:04.410	22	26.169	1:03.963	22	25.483	1:03.555	30	26.572	1:04.022
22	23.329	1:04.929	16	26.616	1:04.473	16	28.574	1:04.633	74	2 LAPS	1:08.423	72	1 LAP	1:09.887
78	1 LAP	1:10.390	88	28.250	1:03.807	88	29.001	1:03.426	16	27.981	1:03.648	21	1 LAP	1:09.914
16	25.001	1:06.827	62	1 LAP	1:11.731	37	1 LAP	1:09.006	88	28.235	1:03.475	88	28.976	1:03.389
43	1 LAP	1:12.926	78	1 LAP	1:09.246	62	1 LAP	1:09.332	37	1 LAP	1:08.290	16	29.862	1:04.529
23	1 LAP	1:10.788	43	1 LAP	1:11.890	78	1 LAP	1:09.337	36	38.443	1:03.572	74	2 LAPS	1:08.137
46	3 LAPS	1:33.012	23	1 LAP	1:10.747	36	39.112	1:04.452	62	1 LAP	1:08.844	36	39.786	1:03.991
88	27.301	1:04.216	36	37.335	1:04.428	43	1 LAP	1:10.883	78	1 LAP	1:09.119	37	1 LAP	1:08.171
17	1 LAP	1:11.238	17	1 LAP	1:11.364	23	1 LAP	1:10.720	7	44.171	1:05.371	7	47.025	1:05.502
2	2 LAPS	1:23.539	7	40.502	1:06.918	7	43.041	1:05.214	23	1 LAP	1:11.190	62	1 LAP	1:08.113
36	35.765	1:04.297	2	2 LAPS	1:20.849	17	1 LAP	1:11.381	43	1 LAP	1:11.672	78	1 LAP	1:08.544
7	36.442	1:05.521	41	1 LAP	1:12.978	41	1 LAP	1:13.178	17	1 LAP	1:11.543	43	1 LAP	1:11.076
41	1 LAP	1:12.205	14	1 LAP	1:13.074	14	1 LAP	1:12.837				23	1 LAP	1:11.595
14	1 LAP	1:12.367	81	1 LAP	1:13.002							17	1 LAP	1:11.926
81	1 LAP	1:12.804												

# Classic Formula 3

## QUALIFYING RACE 7 - CLASSIFICATION

POS	NO	CL	NAME	ENTRY	TIME	ON	LAPS	GAP	DIFF	MPH
1	8	A	Bill COOMBS	Argo JM6	59.737	9	12			98.77
2	1	A	Benn SIMMS	March 803B	1:00.325	11	15	0.588	0.588	97.80
3	28	A	Paul SMITH	Chevron B38	1:00.638	7	15	0.901	0.313	97.30
4	32	A	Jamie BRASHAW	Chevron B47	1:02.023	11	15	2.286	1.385	95.13
5	70	A	Marcus MUSSA	Modus M1	1:02.089	13	14	2.352	0.066	95.03
6	81	A	Nicholas BARNETT	Ralt RT1	1:02.241	14	14	2.504	0.152	94.79
7	22	A	Geoffrey HOODLESS	March 803	1:02.380	11	12	2.643	0.139	94.58
8	42	A	Tom THORNTON	Argo JM3	1:02.612	13	14	2.875	0.232	94.23
9	48	C	Oliver THORPE	Royale RP27	1:03.592	12	14	3.855	0.980	92.78
10	37	A	Mike SIMPSON	Ralt RT1	1:03.873	10	14	4.136	0.281	92.37
11	18	A	Gary FLETCHER	Ralt RT1	1:03.980	13	13	4.243	0.107	92.22
12	31	A	Matthew STURMER	Van Diemen GRD 376	1:04.046	7	14	4.309	0.066	92.12
13	11	C	Stuart BOYER	Reynard SF77	1:04.876	12	14	5.139	0.830	90.94
14	91	C	Adrian DESOUTTER	Reynard SF79	1:05.260	10	13	5.523	0.384	90.41
15	65	C	Peter DENHAM	Reynard SF78	1:05.263	7	13	5.526	0.003	90.40
16	80	A	Roger LEE	March 763	1:05.426	13	13	5.689	0.163	90.18
17	26	A	Peter HISCOCKS	Lola T670	1:06.108	6	7	6.371	0.682	89.25
18	57	A	Ian FISHER	Ralt RT1	1:06.700	11	13	6.963	0.592	88.46
19	23	A	Colin PAINTER	Oliroy C1	1:07.193	12	13	7.456	0.493	87.81
20	69	B	Albert CLEMENTS	Lotus 69	1:07.959	8	9	8.222	0.766	86.82
21	96	B	Gareth WALTERS	Palliser WDF3	1:11.300	12	12	11.563	3.341	82.75
22	97	B	Richard WALTERS	Mallock Mk11B	1:12.341	11	12	12.604	1.041	81.56

Silverstone National  
Circuit Length = 1.6390 miles  
Start: 11:31 End: 11:47

These results are provisional until the conclusion of any judicial and technical matters.

Clerk of Course :		Timekeeper :
-------------------	--	--------------

# Classic Formula 3

## QUALIFYING RACE 7 - LAP ANALYSIS

<b>1</b>	<b>Benn SIMMS</b>						<b>March 803B</b>					
1 -	1:04.270				9 -	1:00.516					+ 0.191	11:40:53.093
2 -	1:02.695		+ 3.945	11:32:39.881	10 -	1:00.771					+ 0.446	11:41:53.864
3 -	1:02.422		+ 2.370	11:34:44.998	11 -	<b>1:00.325</b>						<b>11:42:54.189</b>
4 -	1:02.011		+ 2.097	11:35:47.009	12 -	1:00.577					+ 0.252	11:43:54.766
5 -	1:01.961		+ 1.686	11:36:48.970	13 -	1:00.966					+ 0.641	11:44:55.732
6 -	1:01.823		+ 1.636	11:37:50.793	14 -	1:01.448					+ 1.123	11:45:57.180
7 -	1:00.747		+ 1.498	11:38:51.540	15 -	1:01.483					+ 1.158	11:46:58.663
8 -	1:01.037		+ 0.422	11:39:52.577								
			+ 0.712									
<b>8</b>	<b>Bill COOMBS</b>						<b>Argo JM6</b>					
1 -	1:05.330		+ 5.593	11:32:55.784	7 -	1:00.096					+ 0.359	11:42:06.514
2 -	1:02.658		+ 2.921	11:33:58.442	8 -	59.978					+ 0.241	11:43:06.492
3 -	1:01.278		+ 1.541	11:34:59.720	9 -	<b>59.737</b>						<b>11:44:06.229</b>
4 -	1:00.608		+ 0.871	11:36:00.328	10 -	59.943					+ 0.206	11:45:06.172
5 -	4:05.757		+ 3:06.020	11:40:06.085	11 -	59.918					+ 0.181	11:46:06.090
6 -	1:00.333		+ 0.596	11:41:06.418	12 -	1:00.602					+ 0.865	11:47:06.692
<b>11</b>	<b>Stuart BOYER</b>						<b>Reynard SF77</b>					
1 -	1:09.707		+ 4.831	11:32:47.532	8 -	1:06.260					+ 1.384	11:40:35.480
2 -	1:07.569		+ 2.693	11:33:55.101	9 -	1:06.170					+ 1.294	11:41:41.650
3 -	1:06.317		+ 1.441	11:35:01.418	10 -	1:06.308					+ 1.432	11:42:47.958
4 -	1:06.895		+ 2.019	11:36:08.313	11 -	1:05.630					+ 0.754	11:43:53.588
5 -	1:06.763		+ 1.887	11:37:15.076	12 -	<b>1:04.876</b>						<b>11:44:58.464</b>
6 -	1:07.375		+ 2.499	11:38:22.451	13 -	1:06.446					+ 1.570	11:46:04.910
7 -	1:06.769		+ 1.893	11:39:29.220	14 -	1:05.951					+ 1.075	11:47:10.861
<b>18</b>	<b>Gary FLETCHER</b>						<b>Ralt RT1</b>					
1 -	1:18.246		+ 14.266	11:33:19.161	8 -	1:04.834					+ 0.854	11:41:10.126
2 -	1:11.358		+ 7.378	11:34:30.519	9 -	1:04.637					+ 0.657	11:42:14.763
3 -	1:10.358		+ 6.378	11:35:40.877	10 -	1:04.048					+ 0.068	11:43:18.811
4 -	1:08.130		+ 4.150	11:36:49.007	11 -	1:05.140					+ 1.160	11:44:23.951
5 -	1:06.425		+ 2.445	11:37:55.432	12 -	1:04.608					+ 0.628	11:45:28.559
6 -	1:05.013		+ 1.033	11:39:00.445	13 -	<b>1:03.980</b>						<b>11:46:32.539</b>
7 -	1:04.847		+ 0.867	11:40:05.292								
<b>22</b>	<b>Geoffrey HOODLESS</b>						<b>March 803</b>					
1 -	1:10.293		+ 7.913	11:33:07.141	7 -	1:05.136					+ 2.756	11:39:37.506
2 -	1:06.780		+ 4.400	11:34:13.921	8 -	1:05.065					+ 2.685	11:40:42.571
3 -	1:04.071		+ 1.691	11:35:17.992	9 -	3:19.661					+ 2:17.281	11:44:02.232
4 -	1:03.319		+ 0.939	11:36:21.311	10 -	1:03.545					+ 1.165	11:45:05.777
5 -	1:04.908		+ 2.528	11:37:26.219	11 -	<b>1:02.380</b>						<b>11:46:08.157</b>
6 -	1:06.151		+ 3.771	11:38:32.370	12 -	1:02.863					+ 0.483	11:47:11.020
<b>23</b>	<b>Colin PAINTER</b>						<b>Oliroy C1</b>					
1 -	1:22.652		+ 15.459	11:33:18.319	8 -	1:07.858					+ 0.665	11:41:40.137
2 -	1:17.169		+ 9.976	11:34:35.488	9 -	1:09.205					+ 2.012	11:42:49.342
3 -	1:12.320		+ 5.127	11:35:47.808	10 -	1:09.918					+ 2.725	11:43:59.260
4 -	1:13.562		+ 6.369	11:37:01.370	11 -	1:08.402					+ 1.209	11:45:07.662
5 -	1:11.127		+ 3.934	11:38:12.497	12 -	<b>1:07.193</b>						<b>11:46:14.855</b>
6 -	1:10.734		+ 3.541	11:39:23.231	13 -	1:08.211					+ 1.018	11:47:23.066
7 -	1:09.048		+ 1.855	11:40:32.279								
<b>26</b>	<b>Peter HISCOCKS</b>						<b>Lola T670</b>					
1 -	1:18.606		+ 12.498	11:33:23.117	5 -	1:07.984					+ 1.876	11:37:56.505
2 -	1:09.614		+ 3.506	11:34:32.731	6 -	<b>1:06.108</b>						<b>11:39:02.613</b>
3 -	1:07.707		+ 1.599	11:35:40.438	7 -	1:06.327					+ 0.219	11:40:08.940
4 -	1:08.083		+ 1.975	11:36:48.521								
<b>28</b>	<b>Paul SMITH</b>						<b>Chevron B38</b>					
1 -	1:04.073		+ 3.435	11:32:39.399	9 -	1:01.506					+ 0.868	11:40:56.849
2 -	1:02.545		+ 1.907	11:33:41.944	10 -	1:00.715					+ 0.077	11:41:57.564
3 -	1:03.249		+ 2.611	11:34:45.193	11 -	1:01.131					+ 0.493	11:42:58.695

Silverstone National  
Circuit Length = 1.6390 miles  
Start: 11:31 End: 11:47

# Classic Formula 3

## QUALIFYING RACE 7 - LAP ANALYSIS

4 -	1:03.079	+ 2.441	11:35:48.272	12 -	1:00.940	+ 0.302	11:43:59.635
5 -	1:01.588	+ 0.950	11:36:49.860	13 -	1:01.428	+ 0.790	11:45:01.063
6 -	1:03.166	+ 2.528	11:37:53.026	14 -	1:01.445	+ 0.807	11:46:02.508
7 -	<b>1:00.638</b>		<b>11:38:53.664</b>	15 -	1:00.879	+ 0.241	11:47:03.387
8 -	1:01.679	+ 1.041	11:39:55.343				
<b>31</b>	<b>Matthew STURMER</b>		Van Diemen GRD 376				
1 -	1:12.721	+ 8.675	11:33:03.036	8 -	1:05.133	+ 1.087	11:40:42.773
2 -	1:09.565	+ 5.519	11:34:12.601	9 -	1:05.101	+ 1.055	11:41:47.874
3 -	1:06.989	+ 2.943	11:35:19.590	10 -	1:06.190	+ 2.144	11:42:54.064
4 -	1:04.391	+ 0.345	11:36:23.981	11 -	1:04.705	+ 0.659	11:43:58.769
5 -	1:04.635	+ 0.589	11:37:28.616	12 -	1:04.775	+ 0.729	11:45:03.544
6 -	1:04.978	+ 0.932	11:38:33.594	13 -	1:04.393	+ 0.347	11:46:07.937
7 -	<b>1:04.046</b>		<b>11:39:37.640</b>	14 -	1:06.301	+ 2.255	11:47:14.238
<b>32</b>	<b>Jamie BRASHAW</b>		Chevron B47				
1 -	1:05.516	+ 3.493	11:32:40.753	9 -	1:02.730	+ 0.707	11:41:07.728
2 -	1:03.118	+ 1.095	11:33:43.871	10 -	1:02.137	+ 0.114	11:42:09.865
3 -	1:02.619	+ 0.596	11:34:46.490	11 -	<b>1:02.023</b>		<b>11:43:11.888</b>
4 -	1:03.258	+ 1.235	11:35:49.748	12 -	1:02.252	+ 0.229	11:44:14.140
5 -	1:05.875	+ 3.852	11:36:55.623	13 -	1:02.405	+ 0.382	11:45:16.545
6 -	1:03.150	+ 1.127	11:37:58.773	14 -	1:02.285	+ 0.262	11:46:18.830
7 -	1:03.003	+ 0.980	11:39:01.776	15 -	1:03.193	+ 1.170	11:47:22.023
8 -	1:03.222	+ 1.199	11:40:04.998				
<b>37</b>	<b>Mike SIMPSON</b>		Ralt RT1				
1 -	1:09.752	+ 5.879	11:32:51.404	8 -	1:04.027	+ 0.154	11:40:24.199
2 -	1:06.781	+ 2.908	11:33:58.185	9 -	1:03.912	+ 0.039	11:41:28.111
3 -	1:04.769	+ 0.896	11:35:02.954	10 -	<b>1:03.873</b>		<b>11:42:31.984</b>
4 -	1:04.528	+ 0.655	11:36:07.482	11 -	1:04.527	+ 0.654	11:43:36.511
5 -	1:03.922	+ 0.049	11:37:11.404	12 -	1:04.838	+ 0.965	11:44:41.349
6 -	1:04.453	+ 0.580	11:38:15.857	13 -	1:05.172	+ 1.299	11:45:46.521
7 -	1:04.315	+ 0.442	11:39:20.172	14 -	1:04.267	+ 0.394	11:46:50.788
<b>42</b>	<b>Tom THORNTON</b>		Argo JM3				
1 -	1:12.730	+ 10.118	11:33:06.218	8 -	1:03.341	+ 0.729	11:40:37.791
2 -	1:08.144	+ 5.532	11:34:14.362	9 -	1:02.899	+ 0.287	11:41:40.690
3 -	1:04.468	+ 1.856	11:35:18.830	10 -	1:03.902	+ 1.290	11:42:44.592
4 -	1:03.518	+ 0.906	11:36:22.348	11 -	1:02.747	+ 0.135	11:43:47.339
5 -	1:03.916	+ 1.304	11:37:26.264	12 -	1:03.165	+ 0.553	11:44:50.504
6 -	1:04.797	+ 2.185	11:38:31.061	13 -	<b>1:02.612</b>		<b>11:45:53.116</b>
7 -	1:03.389	+ 0.777	11:39:34.450	14 -	1:03.074	+ 0.462	11:46:56.190
<b>48</b>	<b>Oliver THORPE</b>		Royale RP27				
1 -	1:08.804	+ 5.212	11:33:05.833	8 -	1:04.948	+ 1.356	11:40:43.418
2 -	1:06.489	+ 2.897	11:34:12.322	9 -	1:04.874	+ 1.282	11:41:48.292
3 -	1:06.434	+ 2.842	11:35:18.756	10 -	1:04.036	+ 0.444	11:42:52.328
4 -	1:05.121	+ 1.529	11:36:23.877	11 -	1:04.295	+ 0.703	11:43:56.623
5 -	1:04.550	+ 0.958	11:37:28.427	12 -	<b>1:03.592</b>		<b>11:45:00.215</b>
6 -	1:05.823	+ 2.231	11:38:34.250	13 -	1:04.228	+ 0.636	11:46:04.443
7 -	1:04.220	+ 0.628	11:39:38.470	14 -	1:04.159	+ 0.567	11:47:08.602
<b>57</b>	<b>Ian FISHER</b>		Ralt RT1				
1 -	1:18.674	+ 11.974	11:33:21.650	8 -	1:09.065	+ 2.365	11:41:34.681
2 -	1:14.333	+ 7.633	11:34:35.983	9 -	1:09.044	+ 2.344	11:42:43.725
3 -	1:11.118	+ 4.418	11:35:47.101	10 -	1:06.878	+ 0.178	11:43:50.603
4 -	1:10.308	+ 3.608	11:36:57.409	11 -	<b>1:06.700</b>		<b>11:44:57.303</b>
5 -	1:10.860	+ 4.160	11:38:08.269	12 -	1:07.586	+ 0.886	11:46:04.889
6 -	1:08.625	+ 1.925	11:39:16.894	13 -	1:10.397	+ 3.697	11:47:15.286
7 -	1:08.722	+ 2.022	11:40:25.616				
<b>65</b>	<b>Peter DENHAM</b>		Reynard SF78				
1 -	1:16.049	+ 10.786	11:33:04.977	8 -	1:05.291	+ 0.028	11:40:51.111
2 -	1:09.253	+ 3.990	11:34:14.230	9 -	1:05.854	+ 0.591	11:41:56.965

Silverstone National  
Circuit Length = 1.6390 miles  
Start: 11:31 End: 11:47



# Classic Formula 3


## QUALIFYING RACE 7 - LAP ANALYSIS

3 -	1:06.880	+ 1.617	11:35:21.110	10 -	1:05.331	+ 0.068	11:43:02.296
4 -	1:06.048	+ 0.785	11:36:27.158	11 -	1:07.030	+ 1.767	11:44:09.326
5 -	1:05.684	+ 0.421	11:37:32.842	12 -	1:05.555	+ 0.292	11:45:14.881
6 -	1:07.715	+ 2.452	11:38:40.557	13 -	1:06.873	+ 1.610	11:46:21.754
7 -	<b>1:05.263</b>		<b>11:39:45.820</b>				
<b>69</b>	<b>Albert CLEMENTS</b>			Lotus 69			
1 -	1:16.714	+ 8.755	11:33:18.718	6 -	5:36.550	+ 4:28.591	11:43:38.562
2 -	1:11.540	+ 3.581	11:34:30.258	7 -	1:09.279	+ 1.320	11:44:47.841
3 -	1:09.488	+ 1.529	11:35:39.746	8 -	<b>1:07.959</b>		<b>11:45:55.800</b>
4 -	1:08.287	+ 0.328	11:36:48.033	9 -	1:08.645	+ 0.686	11:47:04.445
5 -	1:13.979	+ 6.020	11:38:02.012				
<b>70</b>	<b>Marcus MUSSA</b>			Modus M1			
1 -	1:13.990	+ 11.901	11:32:54.617	8 -	1:03.587	+ 1.498	11:40:31.418
2 -	1:09.239	+ 7.150	11:34:03.856	9 -	1:03.734	+ 1.645	11:41:35.152
3 -	1:05.416	+ 3.327	11:35:09.272	10 -	1:04.116	+ 2.027	11:42:39.268
4 -	1:04.315	+ 2.226	11:36:13.587	11 -	1:03.157	+ 1.068	11:43:42.425
5 -	1:03.559	+ 1.470	11:37:17.146	12 -	1:03.114	+ 1.025	11:44:45.539
6 -	1:05.722	+ 3.633	11:38:22.868	13 -	<b>1:02.089</b>		<b>11:45:47.628</b>
7 -	1:04.963	+ 2.874	11:39:27.831	14 -	1:03.178	+ 1.089	11:46:50.806
<b>80</b>	<b>Roger LEE</b>			March 763			
1 -	1:16.541	+ 11.115	11:33:06.604	8 -	1:06.912	+ 1.486	11:41:03.549
2 -	1:11.138	+ 5.712	11:34:17.742	9 -	1:07.198	+ 1.772	11:42:10.747
3 -	1:08.066	+ 2.640	11:35:25.808	10 -	1:06.175	+ 0.749	11:43:16.922
4 -	1:07.909	+ 2.483	11:36:33.717	11 -	1:07.731	+ 2.305	11:44:24.653
5 -	1:07.747	+ 2.321	11:37:41.464	12 -	1:06.082	+ 0.656	11:45:30.735
6 -	1:07.584	+ 2.158	11:38:49.048	13 -	<b>1:05.426</b>		<b>11:46:36.161</b>
7 -	1:07.589	+ 2.163	11:39:56.637				
<b>81</b>	<b>Nicholas BARNETT</b>			Ralt RT1			
1 -	1:13.722	+ 11.481	11:32:58.258	8 -	1:02.816	+ 0.575	11:40:27.447
2 -	1:07.223	+ 4.982	11:34:05.481	9 -	1:02.834	+ 0.593	11:41:30.281
3 -	1:04.887	+ 2.646	11:35:10.368	10 -	1:02.531	+ 0.290	11:42:32.812
4 -	1:03.862	+ 1.621	11:36:14.230	11 -	1:03.966	+ 1.725	11:43:36.778
5 -	1:03.036	+ 0.795	11:37:17.266	12 -	1:06.985	+ 4.744	11:44:43.763
6 -	1:04.325	+ 2.084	11:38:21.591	13 -	1:02.265	+ 0.024	11:45:46.028
7 -	1:03.040	+ 0.799	11:39:24.631	14 -	<b>1:02.241</b>		<b>11:46:48.269</b>
<b>91</b>	<b>Adrian DESOUTTER</b>			Reynard SF79			
1 -	1:26.067	+ 20.807	11:33:24.522	8 -	1:07.473	+ 2.213	11:41:34.687
2 -	1:12.451	+ 7.191	11:34:36.973	9 -	1:06.789	+ 1.529	11:42:41.476
3 -	1:11.483	+ 6.223	11:35:48.456	10 -	<b>1:05.260</b>		<b>11:43:46.736</b>
4 -	1:13.247	+ 7.987	11:37:01.703	11 -	1:06.454	+ 1.194	11:44:53.190
5 -	1:10.366	+ 5.106	11:38:12.069	12 -	1:07.355	+ 2.095	11:46:00.545
6 -	1:08.536	+ 3.276	11:39:20.605	13 -	1:06.963	+ 1.703	11:47:07.508
7 -	1:06.609	+ 1.349	11:40:27.214				
<b>96</b>	<b>Gareth WALTERS</b>			Palliser WDF3			
1 -	1:24.512	+ 13.212	11:33:28.597	7 -	1:11.826	+ 0.526	11:40:46.031
2 -	1:15.420	+ 4.120	11:34:44.017	8 -	1:11.677	+ 0.377	11:41:57.708
3 -	1:14.405	+ 3.105	11:35:58.422	9 -	1:11.890	+ 0.590	11:43:09.598
4 -	1:12.365	+ 1.065	11:37:10.787	10 -	1:11.804	+ 0.504	11:44:21.402
5 -	1:11.642	+ 0.342	11:38:22.429	11 -	1:11.411	+ 0.111	11:45:32.813
6 -	1:11.776	+ 0.476	11:39:34.205	12 -	<b>1:11.300</b>		<b>11:46:44.113</b>
<b>97</b>	<b>Richard WALTERS</b>			Mallock Mk11B			
1 -	1:29.201	+ 16.860	11:33:32.421	7 -	1:14.078	+ 1.737	11:41:09.556
2 -	1:20.622	+ 8.281	11:34:53.043	8 -	1:14.108	+ 1.767	11:42:23.664
3 -	1:17.193	+ 4.852	11:36:10.236	9 -	1:14.456	+ 2.115	11:43:38.120
4 -	1:15.642	+ 3.301	11:37:25.878	10 -	1:12.387	+ 0.046	11:44:50.507
5 -	1:15.652	+ 3.311	11:38:41.530	11 -	<b>1:12.341</b>		<b>11:46:02.848</b>
6 -	1:13.948	+ 1.607	11:39:55.478	12 -	1:12.456	+ 0.115	11:47:15.304

Silverstone National  
Circuit Length = 1.6390 miles  
Start: 11:31 End: 11:47

# Classic Formula 3

## RACE 7 - GRID

ROW 11	1:12.341 97 Richard WALTERS	1:11.300 96 Gareth WALTERS
ROW 10	1:07.959 69 Albert CLEMENTS	1:07.193 23 Colin PAINTER
ROW 9	1:06.700 57 Ian FISHER	1:06.108 26 Peter HISCOCKS
ROW 8	1:05.426 80 Roger LEE	1:05.263 65 Peter DENHAM
ROW 7	1:05.260 91 Adrian DESOUTTER	1:04.876 11 Stuart BOYER
ROW 6	1:04.046 31 Matthew STURMER	1:03.980 18 Gary FLETCHER
ROW 5	1:03.873 37 Mike SIMPSON	1:03.592 48 Oliver THORPE
ROW 4	1:02.612 42 Tom THORNTON	1:02.380 22 Geoffrey HOODLESS
ROW 3	1:02.241 81 Nicholas BARNETT	1:02.089 70 Marcus MUSSA
ROW 2	1:02.023 32 Jamie BRASHAW	1:00.638 28 Paul SMITH
ROW 1	1:00.325 1 Benn SIMMS	59.737 8 Bill COOMBS
<b>Pole</b>		
		

Silverstone National  
Circuit Length = 1.6390 miles

**These results are provisional until the conclusion of any judicial and technical matters.**

Clerk of Course :

Timekeeper :

# Classic Formula 3

## RACE 7 - CLASSIFICATION

POS	NO	CL	NAME	ENTRY	LAPS	TIME	GAP	DIFF	MPH	BEST	ON
1	8	A	<b>Bill COOMBS</b>	Argo JM6	15	15:18.280			96.38	1:00.306	10
2	1	A	<b>Benn SIMMS</b>	March 803B	15	15:28.142	<b>9.862</b>	9.862	95.35	1:00.626	5
3	28	A	<b>Paul SMITH</b>	Chevron B38	15	15:35.237	<b>16.957</b>	7.095	94.63	1:01.266	10
4	22	A	<b>Geoffrey HOODLESS</b>	March 803	15	15:53.598	<b>35.318</b>	18.361	92.81	1:02.046	13
5	70	A	<b>Marcus MUSSA</b>	Modus M1	15	16:00.573	<b>42.293</b>	6.975	92.13	1:02.351	6
6	37	A	<b>Mike SIMPSON</b>	Ralt RT1	15	16:03.976	<b>45.696</b>	3.403	91.81	1:02.966	11
7	31	A	<b>Matthew STURMER</b>	Van Diemen GRD 376	15	16:16.517	<b>58.237</b>	12.541	90.63	1:03.260	12
8	48	C	<b>Oliver THORPE</b>	Royale RP27	15	16:17.331	<b>59.051</b>	0.814	90.55	1:03.700	14
9	65	C	<b>Peter DENHAM</b>	Reynard SF78	15	16:17.807	<b>59.527</b>	0.476	90.51	1:04.076	11
10	80	A	<b>Roger LEE</b>	March 763	14	15:18.836	<b>1 lap</b>	1 lap	89.90	1:03.923	6
11	18	A	<b>Gary FLETCHER</b>	Ralt RT1	14	15:23.384	<b>1 lap</b>	4.548	89.45	1:02.904	13
12	26	A	<b>Peter HISCOCKS</b>	Lola T670	14	15:43.221	<b>1 lap</b>	19.837	87.57	1:05.561	5
13	11	C	<b>Stuart BOYER</b>	Reynard SF77	14	15:43.945	<b>1 lap</b>	0.724	87.51	1:05.179	4
14	57	A	<b>Ian FISHER</b>	Ralt RT1	14	16:03.642	<b>1 lap</b>	19.697	85.72	1:06.498	11
15	69	B	<b>Albert CLEMENTS</b>	Lotus 69	14	16:09.852	<b>1 lap</b>	6.210	85.17	1:07.492	10
16	91	C	<b>Adrian DESOUTTER</b>	Reynard SF79	14	16:18.519	<b>1 lap</b>	8.667	84.41	1:06.278	13
17	96	B	<b>Gareth WALTERS</b>	Palliser WDF3	13	15:43.009	<b>2 laps</b>	1 lap	81.34	1:10.025	2
18	97	B	<b>Richard WALTERS</b>	Mallock Mk11B	13	16:10.488	<b>2 laps</b>	27.479	79.03	1:12.278	10

### NOT CLASSIFIED

<i>DNF</i>	42	A	<b>Tom THORNTON</b>	Argo JM3	10	10:44.670	<b>5 laps</b>	3 laps	91.52	1:02.866	6
<i>DNF</i>	23	A	<b>Colin PAINTER</b>	Oliroy C1	10	12:07.102	<b>5 laps</b>	1:22.432	81.14	1:07.876	9
<i>DNF</i>	81	A	<b>Nicholas BARNETT</b>	Ralt RT1	8	9:34.192	<b>7 laps</b>	2 laps	82.20	1:04.060	6
<i>DNF</i>	32	A	<b>Jamie BRASHAW</b>	Chevron B47	0						

### FASTEST LAP

8	A	<b>Bill COOMBS</b>	Argo JM6	10	1:00.306	97.84 mph	157.45 kph
48	C	<b>Oliver THORPE</b>	Royale RP27	14	1:03.700	92.62 mph	149.06 kph
69	B	<b>Albert CLEMENTS</b>	Lotus 69	10	1:07.492	87.42 mph	140.69 kph

These results are provisional until the conclusion of any judicial and technical matters.

Silverstone National  
Circuit Length = 1.6390 miles  
Start: 16:04 End: 16:20

Clerk of Course :	Timekeeper :
-------------------	--------------

# Classic Formula 3

## RACE 7 - LAP CHART

Lap 1			Lap 2			Lap 3			Lap 4			Lap 5		
No	Behind	Laptime	No	Behind	Laptime	No	Behind	Laptime	No	Behind	Laptime	No	Behind	Laptime
8		1:08.528	8		1:00.564	8		1:01.088	8		1:00.752	8		1:00.904
1	0.552	1:09.080	1	1.269	1:01.281	1	1.245	1:01.064	1	1.790	1:01.297	1	1.512	1:00.626
28	1.765	1:10.293	28	3.272	1:02.071	28	3.825	1:01.641	28	5.014	1:01.941	28	5.700	1:01.590
70	4.417	1:12.945	70	7.252	1:03.399	22	9.792	1:03.374	22	12.109	1:03.069	22	14.415	1:03.210
22	5.311	1:13.839	22	7.506	1:02.759	70	10.556	1:04.392	42	12.997	1:02.910	42	15.070	1:02.977
42	5.885	1:14.413	42	8.818	1:03.497	42	10.839	1:03.109	70	13.354	1:03.550	70	15.958	1:03.508
37	6.165	1:14.693	37	9.202	1:03.601	37	11.962	1:03.848	37	15.018	1:03.808	37	17.208	1:03.094
65	7.263	1:15.791	65	11.785	1:05.086	65	15.184	1:04.487	65	18.927	1:04.495	65	22.311	1:04.288
11	7.689	1:16.217	11	12.613	1:05.488	48	16.825	1:04.667	48	20.871	1:04.798	48	24.194	1:04.227
31	8.167	1:16.695	48	13.246	1:05.445	11	16.858	1:05.333	11	21.285	1:05.179	31	25.194	1:04.378
48	8.365	1:16.893	31	13.476	1:05.873	31	17.702	1:05.314	31	21.720	1:04.770	80	25.762	1:04.186
80	9.202	1:17.730	80	14.429	1:05.791	80	18.093	1:04.752	80	22.480	1:05.139	11	26.742	1:06.361
69	13.487	1:22.015	26	20.159	1:06.884	26	26.004	1:06.933	26	31.783	1:06.531	26	36.440	1:05.561
26	13.839	1:22.367	69	21.996	1:09.073	57	29.562	1:08.282	81	34.924	1:04.592	81	38.677	1:04.657
57	15.131	1:23.659	57	22.368	1:07.801	69	30.821	1:09.913	18	37.030	1:06.132	18	40.366	1:04.240
96	18.338	1:26.866	18	27.566	1:07.508	81	31.084	1:04.442	57	37.569	1:08.759	57	44.578	1:07.913
97	18.739	1:27.267	81	27.730	1:06.710	18	31.650	1:05.172	69	38.779	1:08.710	69	45.522	1:07.647
91	20.030	1:28.558	96	27.799	1:10.025	96	37.242	1:10.531	96	47.893	1:11.403	91	58.622	1:09.272
23	20.118	1:28.646	97	30.888	1:12.713	91	42.231	1:12.195	91	50.254	1:08.775	96	59.136	1:12.147
18	20.622	1:29.150	91	31.124	1:11.658	97	43.963	1:14.163	23	53.096	1:09.703			
81	21.584	1:30.112	23	31.695	1:12.141	23	44.145	1:13.538	97	58.891	1:15.680			

Silverstone National  
 Circuit Length = 1.6390 miles  
 Start: 16:04 End: 16:20

**Classic Formula 3**  
**RACE 7 - LAP CHART**

Lap 6			Lap 7			Lap 8			Lap 9			Lap 10		
No	Behind	Laptime	No	Behind	Laptime	No	Behind	Laptime	No	Behind	Laptime	No	Behind	Laptime
8		1:00.625	8		1:00.885	8		1:00.439	8		1:00.764	8		1:00.306
23	1 LAP	1:09.092	1	3.395	1:02.463	1	4.017	1:01.061	1	4.433	1:01.180	1	5.344	1:01.217
1	1.817	1:00.930	91	1 LAP	1:08.920	28	8.386	1:01.380	57	1 LAP	1:08.921	28	10.159	1:01.266
28	6.554	1:01.479	28	7.445	1:01.776	91	1 LAP	1:07.629	69	1 LAP	1:08.777	57	1 LAP	1:07.180
97	1 LAP	1:14.037	96	1 LAP	1:11.923	96	1 LAP	1:10.417	28	9.199	1:01.577	69	1 LAP	1:07.913
22	16.587	1:02.797	23	1 LAP	1:11.416	23	1 LAP	1:09.755	91	1 LAP	1:06.995	22	25.469	1:02.885
42	17.311	1:02.866	22	18.541	1:02.839	22	20.651	1:02.549	81	1 LAP	1:33.615 P	91	1 LAP	1:08.249
70	17.684	1:02.351	42	19.747	1:03.321	42	22.640	1:03.332	22	22.890	1:03.003	70	28.529	1:02.432
37	20.283	1:03.700	70	20.536	1:03.737	70	22.783	1:02.686	70	26.403	1:04.384	42	29.815	1:03.496
65	25.980	1:04.294	37	23.410	1:04.012	37	26.486	1:03.515	42	26.625	1:04.749	37	32.605	1:03.594
48	27.367	1:03.798	97	1 LAP	1:15.398	65	32.903	1:04.167	37	29.317	1:03.595	23	1 LAP	1:07.876
31	28.353	1:03.784	65	29.175	1:04.080	48	34.613	1:04.065	23	1 LAP	1:10.712	65	40.155	1:04.183
80	29.060	1:03.923	48	30.987	1:04.505	31	35.197	1:03.981	96	1 LAP	1:12.875	31	41.628	1:03.868
11	32.521	1:06.404	31	31.655	1:04.187	80	35.897	1:03.974	65	36.278	1:04.139	96	1 LAP	1:11.035
26	41.551	1:05.736	80	32.362	1:04.187	97	1 LAP	1:14.041	31	38.066	1:03.633	48	42.607	1:04.388
81	42.112	1:04.060	11	38.805	1:07.169	11	44.411	1:06.045	48	38.525	1:04.676	80	43.020	1:04.083
18	43.150	1:03.409	18	46.480	1:04.215	18	49.221	1:03.180	80	39.243	1:04.110	18	56.287	1:03.914
57	51.804	1:07.851	81	47.231	1:06.004	26	53.884	1:05.800	11	50.089	1:06.442	11	56.420	1:06.637
69	53.072	1:08.175	26	48.523	1:07.857				97	1 LAP	1:13.041			
			57	58.160	1:07.241				18	52.679	1:04.222			
			69	59.804	1:07.617				26	58.752	1:05.632			

**Classic Formula 3**  
**RACE 7 - LAP CHART**

Lap 11			Lap 12			Lap 13			Lap 14			Lap 15		
No	Behind	Laptime	No	Behind	Laptime	No	Behind	Laptime	No	Behind	Laptime	No	Behind	Laptime
8		1:00.345	8		1:00.451	8		1:00.604	8		1:00.573	8		1:01.452
97	2 LAPS	1:12.594	11	1 LAP	1:07.191	18	1 LAP	1:03.109	18	1 LAP	1:02.904	80	1 LAP	1:06.166
26	1 LAP	1:05.930	1	7.292	1:01.184	96	2 LAPS	1:11.757	1	9.902	1:01.647	18	1 LAP	1:02.919
1	6.559	1:01.560	26	1 LAP	1:05.582	1	8.828	1:02.140	96	2 LAPS	1:11.536	1	9.862	1:01.412
28	11.220	1:01.406	28	12.106	1:01.337	11	1 LAP	1:08.608	28	16.141	1:02.058	28	16.957	1:02.268
57	1 LAP	1:06.986	97	2 LAPS	1:12.278	26	1 LAP	1:05.628	11	1 LAP	1:07.879	96	2 LAPS	1:11.225
69	1 LAP	1:07.492	57	1 LAP	1:06.498	28	14.656	1:03.154	26	1 LAP	1:05.718	26	1 LAP	1:07.062
22	27.884	1:02.760	69	1 LAP	1:07.963	97	2 LAPS	1:14.617	22	33.764	1:03.250	11	1 LAP	1:08.992
70	31.210	1:03.026	22	29.645	1:02.212	22	31.087	1:02.046	57	1 LAP	1:07.005	22	35.318	1:03.006
91	1 LAP	1:08.036	70	33.790	1:03.031	57	1 LAP	1:07.028	70	40.052	1:03.983	70	42.293	1:03.693
37	35.226	1:02.966	37	38.164	1:03.389	70	36.642	1:03.456	97	2 LAPS	1:12.354	57	1 LAP	1:08.518
65	43.886	1:04.076	91	1 LAP	1:07.810	69	1 LAP	1:08.341	37	43.653	1:03.237	37	45.696	1:03.495
31	45.149	1:03.866	65	47.735	1:04.300	37	40.989	1:03.429	69	1 LAP	1:07.944	69	1 LAP	1:08.272
48	46.468	1:04.206	31	47.958	1:03.260	91	1 LAP	1:07.006	91	1 LAP	1:06.278	97	2 LAPS	1:12.305
80	47.157	1:04.482	48	49.847	1:03.830	65	51.627	1:04.496	65	55.424	1:04.370	31	58.237	1:04.120
23	1 LAP	1:14.223	80	51.845	1:05.139	31	52.218	1:04.864	31	55.569	1:03.924	48	59.051	1:04.161
96	1 LAP	1:11.269				48	53.215	1:03.972	48	56.342	1:03.700	65	59.527	1:05.555
18	59.252	1:03.310				80	56.415	1:05.174				91	1 LAP	1:07.138

# Historic Formula Junior

## QUALIFYING RACE 8 - CLASSIFICATION

POS	NO	CL	NAME	ENTRY	TIME	ON	LAPS	GAP	DIFF	MPH
1	63	E	Benn SIMMS	Cooper T59	1:05.622	7	11			89.91
2	53	E	Sam WILSON	Cooper T59	1:06.085	5	13	0.463	0.463	89.28
3	51	E	Michael HIBBERD	Lotus 27	1:06.203	13	13	0.581	0.118	89.12
4	65	E	Edwin JOWSEY	Lotus 22	1:06.396	8	8	0.774	0.193	88.86
5	62	E	Simon ARMER	Cooper T59	1:06.815	13	13	1.193	0.419	88.30
6	61	E	Simon DIFFEY	Lotus 20	1:07.092	4	10	1.470	0.277	87.94
7	64	E	James MURRAY	Lola Mk5A	1:07.344	12	13	1.722	0.252	87.61
8	79	E	Andrew HIBBERD	Lotus 22	1:07.388	8	13	1.766	0.044	87.55
9	85	D	John CHISHOLM	Gemini Mk 3A	1:07.777	10	10	2.155	0.389	87.05
10	75	E	Pete MORTON	Lightning Envoyette	1:08.663	8	12	3.041	0.886	85.93
11	36	C	Jon MILICEVIC	Lotus 18	1:08.935	10	13	3.313	0.272	85.59
12	58	E	Richard SMEETON	Lotus 22	1:09.311	4	12	3.689	0.376	85.12
13	21	A	Peter MULLEN	Kieft	1:10.483	8	12	4.861	1.172	83.71
14	15	B	Brendan ROBERTS	Lola Mk2	1:10.586	12	12	4.964	0.103	83.59
15	78	E	Max SMEETH	Lotus 22	1:10.858	12	12	5.236	0.272	83.27
16	4	B	Derek WALKER	Terrier Mk IV	1:11.482	4	12	5.860	0.624	82.54
17	14	B	Crispian BESLEY	Elva 100	1:11.683	9	12	6.061	0.201	82.31
18	54	D	Steve BRADLEY	Lotus 20	1:11.778	11	11	6.156	0.095	82.20
19	66	D	Alex MORTON	Ausper T3	1:13.080	9	12	7.458	1.302	80.73
20	9	B	John TRUSLOVE	Lola MK2	1:13.198	7	11	7.576	0.118	80.60
21	44	C	Andrew ROBERTSON	Crossle 4F	1:13.425	2	5	7.803	0.227	80.35
22	93	E	Rudolf ERNST	Lotus 22	1:13.560	12	12	7.938	0.135	80.21
23	34	D	Jeremy BOUCKLEY	Cooper MkII	1:13.643	9	12	8.021	0.083	80.12
24	35	C	Tim BISHOP	Sauter	1:13.810	12	12	8.188	0.167	79.93
25	11	B	David STEVENSON	Mallock U2	1:13.900	7	12	8.278	0.090	79.84
26	32	C	John DOWSON	Elva 200	1:15.299	11	11	9.677	1.399	78.35
27	81	D	Stephen FUTTER	Lotus 20	1:15.854	5	11	10.232	0.555	77.78
28	39	C	Mike WALLER	Kieft	1:16.266	11	11	10.644	0.412	77.36
29	37	C	Anthony MARTINDALE	Essenkay	1:16.548	11	11	10.926	0.282	77.08
30	29	B	William GRIMSHAW	Moorland Mk1	1:16.725	2	4	11.103	0.177	76.90
31	26	B	Roger DEXTER	Elva 100	1:17.052	6	9	11.430	0.327	76.57
32	23	B	Justin FLEMING	Elva 100	1:17.285	11	11	11.663	0.233	76.34
33	55	E	Len SELBY	Lola Mk5	1:17.481	8	9	11.859	0.196	76.15
34	7	B	Duncan RABAGLIATI	Alexis HF1	1:18.019	8	11	12.397	0.538	75.62
35	27	B	Paul DIXON	Gemini Mk II	1:18.179	11	11	12.557	0.160	75.47
36	46	C	Sue SPENCE	Elva 200	1:19.433	7	11	13.811	1.254	74.28
37	10	A	Anthony CHILDE-FREEMAN	Volpini	1:23.211	11	11	17.589	3.778	70.90

Car 65 - no working transponder - please fix before racing

Silverstone National  
Circuit Length = 1.6390 miles  
Start: 11:50 End: 12:07

These results are provisional until the conclusion of any judicial and technical matters.

Clerk of Course :		Timekeeper :	
-------------------	--	--------------	--

# Historic Formula Junior

## QUALIFYING RACE 8 - LAP ANALYSIS

<b>4</b>	<b>Derek WALKER</b>			Terrier Mk IV			
1 -	1:16.650	+ 5.168	11:52:53.110	7 -	1:12.367	+ 0.885	12:00:06.662
2 -	1:13.037	+ 1.555	11:54:06.147	8 -	1:12.733	+ 1.251	12:01:19.395
3 -	1:12.124	+ 0.642	11:55:18.271	9 -	1:12.380	+ 0.898	12:02:31.775
4 -	<b>1:11.482</b>		<b>11:56:29.753</b>	10 -	1:12.672	+ 1.190	12:03:44.447
5 -	1:11.562	+ 0.080	11:57:41.315	11 -	1:14.485	+ 3.003	12:04:58.932
6 -	1:12.980	+ 1.498	11:58:54.295	12 -	1:12.963	+ 1.481	12:06:11.895
<b>7</b>	<b>Duncan RABAGLIATI</b>			Alexis HF1			
1 -	1:26.337	+ 8.318	11:52:58.784	7 -	1:18.184	+ 0.165	12:01:02.349
2 -	1:24.141	+ 6.122	11:54:22.925	8 -	<b>1:18.019</b>		<b>12:02:20.368</b>
3 -	1:20.249	+ 2.230	11:55:43.174	9 -	1:18.714	+ 0.695	12:03:39.082
4 -	1:20.892	+ 2.873	11:57:04.066	10 -	1:18.965	+ 0.946	12:04:58.047
5 -	1:19.700	+ 1.681	11:58:23.766	11 -	1:18.258	+ 0.239	12:06:16.305
6 -	1:20.399	+ 2.380	11:59:44.165				
<b>9</b>	<b>John TRUSLOVE</b>			Lola MK2			
1 -	1:30.496	+ 17.298	11:53:23.815	7 -	<b>1:13.198</b>		<b>12:00:57.627</b>
2 -	1:17.994	+ 4.796	11:54:41.809	8 -	1:13.739	+ 0.541	12:02:11.366
3 -	1:15.463	+ 2.265	11:55:57.272	9 -	1:13.338	+ 0.140	12:03:24.704
4 -	1:15.270	+ 2.072	11:57:12.542	10 -	1:15.333	+ 2.135	12:04:40.037
5 -	1:14.472	+ 1.274	11:58:27.014	11 -	1:13.926	+ 0.728	12:05:53.963
6 -	1:17.415	+ 4.217	11:59:44.429				
<b>10</b>	<b>Anthony CHILDE-FREEMAN</b>			Volpini			
1 -	1:28.790	+ 5.579	11:53:03.971	7 -	1:25.628	+ 2.417	12:01:37.026
2 -	1:24.967	+ 1.756	11:54:28.938	8 -	1:23.432	+ 0.221	12:03:00.458
3 -	1:25.120	+ 1.909	11:55:54.058	9 -	1:25.177	+ 1.966	12:04:25.635
4 -	1:25.673	+ 2.462	11:57:19.731	10 -	1:25.610	+ 2.399	12:05:51.245
5 -	1:24.693	+ 1.482	11:58:44.424	11 -	<b>1:23.211</b>		<b>12:07:14.456</b>
6 -	1:26.974	+ 3.763	12:00:11.398				
<b>11</b>	<b>David STEVENSON</b>			Mallock U2			
1 -	1:19.501	+ 5.601	11:52:45.108	7 -	<b>1:13.900</b>		<b>12:00:40.199</b>
2 -	1:32.037	+ 18.137	11:54:17.145	8 -	1:14.283	+ 0.383	12:01:54.482
3 -	1:16.646	+ 2.746	11:55:33.791	9 -	1:14.564	+ 0.664	12:03:09.046
4 -	1:19.941	+ 6.041	11:56:53.732	10 -	1:16.898	+ 2.998	12:04:25.944
5 -	1:16.933	+ 3.033	11:58:10.665	11 -	1:14.778	+ 0.878	12:05:40.722
6 -	1:15.634	+ 1.734	11:59:26.299	12 -	1:14.493	+ 0.593	12:06:55.215
<b>14</b>	<b>Crispian BESLEY</b>			Elva 100			
1 -	1:15.877	+ 4.194	11:52:36.090	7 -	1:17.651	+ 5.968	11:59:58.847
2 -	1:14.222	+ 2.539	11:53:50.312	8 -	1:13.800	+ 2.117	12:01:12.647
3 -	1:12.774	+ 1.091	11:55:03.086	9 -	<b>1:11.683</b>		<b>12:02:24.330</b>
4 -	1:12.604	+ 0.921	11:56:15.690	10 -	1:12.125	+ 0.442	12:03:36.455
5 -	1:12.402	+ 0.719	11:57:28.092	11 -	1:12.639	+ 0.956	12:04:49.094
6 -	1:13.104	+ 1.421	11:58:41.196	12 -	1:12.021	+ 0.338	12:06:01.115
<b>15</b>	<b>Brendan ROBERTS</b>			Lola Mk2			
1 -	1:17.426	+ 6.840	11:52:55.546	7 -	1:11.362	+ 0.776	12:00:06.044
2 -	1:13.739	+ 3.153	11:54:09.285	8 -	1:10.910	+ 0.324	12:01:16.954
3 -	1:12.117	+ 1.531	11:55:21.402	9 -	1:11.245	+ 0.659	12:02:28.199
4 -	1:11.562	+ 0.976	11:56:32.964	10 -	1:11.418	+ 0.832	12:03:39.617
5 -	1:10.624	+ 0.038	11:57:43.588	11 -	1:10.823	+ 0.237	12:04:50.440
6 -	1:11.094	+ 0.508	11:58:54.682	12 -	<b>1:10.586</b>		<b>12:06:01.026</b>
<b>21</b>	<b>Peter MULLEN</b>			Kieft			
1 -	1:20.627	+ 10.144	11:52:53.800	7 -	1:11.359	+ 0.876	12:00:08.022
2 -	1:15.325	+ 4.842	11:54:09.125	8 -	<b>1:10.483</b>		<b>12:01:18.505</b>
3 -	1:12.524	+ 2.041	11:55:21.649	9 -	1:11.479	+ 0.996	12:02:29.984
4 -	1:12.341	+ 1.858	11:56:33.990	10 -	1:10.641	+ 0.158	12:03:40.625
5 -	1:11.217	+ 0.734	11:57:45.207	11 -	1:12.622	+ 2.139	12:04:53.247
6 -	1:11.456	+ 0.973	11:58:56.663	12 -	1:11.013	+ 0.530	12:06:04.260

Car 65 - no working transponder - please fix before racing

Silverstone National  
Circuit Length = 1.6390 miles  
Start: 11:50 End: 12:07



# Historic Formula Junior

## QUALIFYING RACE 8 - LAP ANALYSIS

<b>23</b>	<b>Justin FLEMING</b>		Elva 100				
1 -	1:27.337	+ 10.052	11:53:12.869	7 -	1:19.383	+ 2.098	12:01:14.752
2 -	1:21.378	+ 4.093	11:54:34.247	8 -	1:18.537	+ 1.252	12:02:33.289
3 -	1:20.493	+ 3.208	11:55:54.740	9 -	1:18.283	+ 0.998	12:03:51.572
4 -	1:20.021	+ 2.736	11:57:14.761	10 -	1:17.788	+ 0.503	12:05:09.360
5 -	1:19.038	+ 1.753	11:58:33.799	11 -	<b>1:17.285</b>		<b>12:06:26.645</b>
6 -	1:21.570	+ 4.285	11:59:55.369				
<b>26</b>	<b>Roger DEXTER</b>		Elva 100				
1 -	1:19.758	+ 2.706	11:56:32.824	6 -	<b>1:17.052</b>		<b>12:03:11.327</b>
2 -	1:17.266	+ 0.214	11:57:50.090	7 -	1:20.321	+ 3.269	12:04:31.648
3 -	1:23.212	+ 6.160	11:59:13.302	8 -	1:19.485	+ 2.433	12:05:51.133
4 -	1:19.972	+ 2.920	12:00:33.274	9 -	1:17.863	+ 0.811	12:07:08.996
5 -	1:21.001	+ 3.949	12:01:54.275				
<b>27</b>	<b>Paul DIXON</b>		Gemini Mk II				
1 -	1:25.878	+ 7.699	11:52:59.485	7 -	1:18.189	+ 0.010	12:01:02.776
2 -	1:23.940	+ 5.761	11:54:23.425	8 -	1:18.366	+ 0.187	12:02:21.142
3 -	1:21.364	+ 3.185	11:55:44.789	9 -	1:18.381	+ 0.202	12:03:39.523
4 -	1:20.290	+ 2.111	11:57:05.079	10 -	1:19.190	+ 1.011	12:04:58.713
5 -	1:19.691	+ 1.512	11:58:24.770	11 -	<b>1:18.179</b>		<b>12:06:16.892</b>
6 -	1:19.817	+ 1.638	11:59:44.587				
<b>29</b>	<b>William GRIMSHAW</b>		Moorland Mk1				
1 -	1:21.611	+ 4.886	11:52:56.551	3 -	1:18.161	+ 1.436	11:55:31.437
2 -	<b>1:16.725</b>		<b>11:54:13.276</b>	4 -	1:30.756	+ 14.031	11:57:02.193
<b>32</b>	<b>John DOWSON</b>		Elva 200				
1 -	1:22.775	+ 7.476	11:52:51.013	7 -	1:18.389	+ 3.090	12:00:49.476
2 -	1:20.150	+ 4.851	11:54:11.163	8 -	1:16.815	+ 1.516	12:02:06.291
3 -	1:20.130	+ 4.831	11:55:31.293	9 -	1:15.671	+ 0.372	12:03:21.962
4 -	1:22.100	+ 6.801	11:56:53.393	10 -	1:15.941	+ 0.642	12:04:37.903
5 -	1:19.888	+ 4.589	11:58:13.281	11 -	<b>1:15.299</b>		<b>12:05:53.202</b>
6 -	1:17.806	+ 2.507	11:59:31.087				
<b>34</b>	<b>Jeremy BOUCKLEY</b>		Cooper MkII				
1 -	1:20.498	+ 6.855	11:53:08.099	7 -	1:14.352	+ 0.709	12:00:48.214
2 -	1:20.113	+ 6.470	11:54:28.212	8 -	1:14.381	+ 0.738	12:02:02.595
3 -	1:16.674	+ 3.031	11:55:44.886	9 -	<b>1:13.643</b>		<b>12:03:16.238</b>
4 -	1:17.000	+ 3.357	11:57:01.886	10 -	1:15.261	+ 1.618	12:04:31.499
5 -	1:15.657	+ 2.014	11:58:17.543	11 -	1:13.926	+ 0.283	12:05:45.425
6 -	1:16.319	+ 2.676	11:59:33.862	12 -	1:15.640	+ 1.997	12:07:01.065
<b>35</b>	<b>Tim BISHOP</b>		Sauter				
1 -	1:22.333	+ 8.523	11:52:59.932	7 -	1:15.218	+ 1.408	12:00:49.669
2 -	1:21.060	+ 7.250	11:54:20.992	8 -	1:14.798	+ 0.988	12:02:04.467
3 -	1:16.807	+ 2.997	11:55:37.799	9 -	1:14.803	+ 0.993	12:03:19.270
4 -	1:16.720	+ 2.910	11:56:54.519	10 -	1:14.531	+ 0.721	12:04:33.801
5 -	1:18.915	+ 5.105	11:58:13.434	11 -	1:15.304	+ 1.494	12:05:49.105
6 -	1:21.017	+ 7.207	11:59:34.451	12 -	<b>1:13.810</b>		<b>12:07:02.915</b>
<b>36</b>	<b>Jon MILICEVIC</b>		Lotus 18				
1 -	1:12.192	+ 3.257	11:52:32.113	8 -	1:10.733	+ 1.798	12:00:43.880
2 -	1:10.295	+ 1.360	11:53:42.408	9 -	1:09.474	+ 0.539	12:01:53.354
3 -	1:09.267	+ 0.332	11:54:51.675	10 -	<b>1:08.935</b>		<b>12:03:02.289</b>
4 -	1:08.948	+ 0.013	11:56:00.623	11 -	1:09.747	+ 0.812	12:04:12.036
5 -	1:09.491	+ 0.556	11:57:10.114	12 -	1:10.976	+ 2.041	12:05:23.012
6 -	1:09.970	+ 1.035	11:58:20.084	13 -	1:08.953	+ 0.018	12:06:31.965
7 -	1:13.063	+ 4.128	11:59:33.147				
<b>37</b>	<b>Anthony MARTINDALE</b>		Essenkey				
1 -	1:22.004	+ 5.456	11:53:02.999	7 -	1:17.772	+ 1.224	12:00:57.539
2 -	1:21.334	+ 4.786	11:54:24.333	8 -	1:17.191	+ 0.643	12:02:14.730

Car 65 - no working transponder - please fix before racing

Silverstone National  
Circuit Length = 1.6390 miles  
Start: 11:50 End: 12:07

# Historic Formula Junior

## QUALIFYING RACE 8 - LAP ANALYSIS

3 -	1:18.505	+ 1.957	11:55:42.838	9 -	1:16.847	+ 0.299	12:03:31.577
4 -	1:19.850	+ 3.302	11:57:02.688	10 -	1:18.320	+ 1.772	12:04:49.897
5 -	1:18.563	+ 2.015	11:58:21.251	11 -	<b>1:16.548</b>		<b>12:06:06.445</b>
6 -	1:18.516	+ 1.968	11:59:39.767				
<b>39</b>	<b>Mike WALLER</b>			<b>Kieft</b>			
1 -	1:26.450	+ 10.184	11:53:06.982	7 -	1:16.829	+ 0.563	12:01:07.282
2 -	1:22.406	+ 6.140	11:54:29.388	8 -	1:18.234	+ 1.968	12:02:25.516
3 -	1:20.309	+ 4.043	11:55:49.697	9 -	1:18.739	+ 2.473	12:03:44.255
4 -	1:19.632	+ 3.366	11:57:09.329	10 -	1:18.320	+ 2.054	12:05:02.575
5 -	1:20.367	+ 4.101	11:58:29.696	11 -	<b>1:16.266</b>		<b>12:06:18.841</b>
6 -	1:20.757	+ 4.491	11:59:50.453				
<b>44</b>	<b>Andrew ROBERTSON</b>			<b>Crossle 4F</b>			
1 -	1:18.165	+ 4.740	11:52:53.341	4 -	1:21.112	+ 7.687	11:56:43.197
2 -	<b>1:13.425</b>		<b>11:54:06.766</b>	5 -	5:04.502	+ 3:51.077	12:01:47.699
3 -	1:15.319	+ 1.894	11:55:22.085				
<b>46</b>	<b>Sue SPENCE</b>			<b>Elva 200</b>			
1 -	1:29.214	+ 9.781	11:52:56.385	7 -	<b>1:19.433</b>		<b>12:01:20.507</b>
2 -	1:30.025	+ 10.592	11:54:26.410	8 -	1:22.845	+ 3.412	12:02:43.352
3 -	1:22.854	+ 3.421	11:55:49.264	9 -	1:26.133	+ 6.700	12:04:09.485
4 -	1:26.761	+ 7.328	11:57:16.025	10 -	1:25.954	+ 6.521	12:05:35.439
5 -	1:20.796	+ 1.363	11:58:36.821	11 -	1:26.622	+ 7.189	12:07:02.061
6 -	1:24.253	+ 4.820	12:00:01.074				
<b>51</b>	<b>Michael HIBBERD</b>			<b>Lotus 27</b>			
1 -	1:09.421	+ 3.218	11:52:25.034	8 -	1:06.511	+ 0.308	12:00:22.665
2 -	1:08.537	+ 2.334	11:53:33.571	9 -	1:06.805	+ 0.602	12:01:29.470
3 -	1:06.987	+ 0.784	11:54:40.558	10 -	1:06.297	+ 0.094	12:02:35.767
4 -	1:07.016	+ 0.813	11:55:47.574	11 -	1:06.709	+ 0.506	12:03:42.476
5 -	1:08.319	+ 2.116	11:56:55.893	12 -	1:09.470	+ 3.267	12:04:51.946
6 -	1:09.295	+ 3.092	11:58:05.188	13 -	<b>1:06.203</b>		<b>12:05:58.149</b>
7 -	1:10.966	+ 4.763	11:59:16.154				
<b>53</b>	<b>Sam WILSON</b>			<b>Cooper T59</b>			
1 -	1:13.950	+ 7.865	11:53:02.882	8 -	1:06.463	+ 0.378	12:01:02.035
2 -	1:13.631	+ 7.546	11:54:16.513	9 -	1:07.399	+ 1.314	12:02:09.434
3 -	1:08.453	+ 2.368	11:55:24.966	10 -	1:07.931	+ 1.846	12:03:17.365
4 -	1:07.283	+ 1.198	11:56:32.249	11 -	1:08.498	+ 2.413	12:04:25.863
5 -	<b>1:06.085</b>		<b>11:57:38.334</b>	12 -	1:07.337	+ 1.252	12:05:33.200
6 -	1:06.622	+ 0.537	11:58:44.956	13 -	1:07.005	+ 0.920	12:06:40.205
7 -	1:10.616	+ 4.531	11:59:55.572				
<b>54</b>	<b>Steve BRADLEY</b>			<b>Lotus 20</b>			
1 -	1:21.288	+ 9.510	11:53:05.727	7 -	1:12.359	+ 0.581	12:01:09.764
2 -	1:17.286	+ 5.508	11:54:23.013	8 -	1:14.881	+ 3.103	12:02:24.645
3 -	1:14.315	+ 2.537	11:55:37.328	9 -	1:14.750	+ 2.972	12:03:39.395
4 -	1:14.986	+ 3.208	11:56:52.314	10 -	1:12.397	+ 0.619	12:04:51.792
5 -	1:13.627	+ 1.849	11:58:05.941	11 -	<b>1:11.778</b>		<b>12:06:03.570</b>
6 -	1:51.464	+ 39.686	11:59:57.405				
<b>55</b>	<b>Len SELBY</b>			<b>Lola Mk5</b>			
1 -	1:23.927	+ 6.446	11:53:14.911	6 -	1:21.602	+ 4.121	11:59:54.697
2 -	1:19.121	+ 1.640	11:54:34.032	7 -	1:19.445	+ 1.964	12:01:14.142
3 -	1:20.245	+ 2.764	11:55:54.277	8 -	<b>1:17.481</b>		<b>12:02:31.623</b>
4 -	1:19.449	+ 1.968	11:57:13.726	9 -	1:19.318	+ 1.837	12:03:50.941
5 -	1:19.369	+ 1.888	11:58:33.095				
<b>58</b>	<b>Richard SMEETON</b>			<b>Lotus 22</b>			
1 -	1:15.019	+ 5.708	11:52:50.102	7 -	1:15.840	+ 6.529	11:59:58.107
2 -	1:11.849	+ 2.538	11:54:01.951	8 -	1:12.403	+ 3.092	12:01:10.510
3 -	1:10.022	+ 0.711	11:55:11.973	9 -	1:12.662	+ 3.351	12:02:23.172
4 -	<b>1:09.311</b>		<b>11:56:21.284</b>	10 -	1:09.371	+ 0.060	12:03:32.543

Car 65 - no working transponder - please fix before racing

Silverstone National  
Circuit Length = 1.6390 miles  
Start: 11:50 End: 12:07

# Historic Formula Junior

## QUALIFYING RACE 8 - LAP ANALYSIS

5 -	1:09.959	+ 0.648	11:57:31.243	11 -	1:11.553	+ 2.242	12:04:44.096
6 -	1:11.024	+ 1.713	11:58:42.267	12 -	1:10.862	+ 1.551	12:05:54.958
<b>61</b>	<b>Simon DIFFEY</b>		Lotus 20				
1 -	1:11.738	+ 4.646	11:52:41.670	6 -	1:08.405	+ 1.313	11:58:21.818
2 -	1:08.599	+ 1.507	11:53:50.269	7 -	1:09.160	+ 2.068	11:59:30.978
3 -	1:07.837	+ 0.745	11:54:58.106	8 -	1:08.210	+ 1.118	12:00:39.188
4 -	<b>1:07.092</b>		<b>11:56:05.198</b>	9 -	1:07.277	+ 0.185	12:01:46.465
5 -	1:08.215	+ 1.123	11:57:13.413	10 -	1:07.440	+ 0.348	12:02:53.905
<b>62</b>	<b>Simon ARMER</b>		Cooper T59				
1 -	1:11.685	+ 4.870	11:52:40.228	8 -	1:09.583	+ 2.768	12:00:44.353
2 -	1:08.213	+ 1.398	11:53:48.441	9 -	1:08.472	+ 1.657	12:01:52.825
3 -	1:09.366	+ 2.551	11:54:57.807	10 -	1:07.488	+ 0.673	12:03:00.313
4 -	1:08.915	+ 2.100	11:56:06.722	11 -	1:07.402	+ 0.587	12:04:07.715
5 -	1:08.808	+ 1.993	11:57:15.530	12 -	1:07.390	+ 0.575	12:05:15.105
6 -	1:08.492	+ 1.677	11:58:24.022	13 -	<b>1:06.815</b>		<b>12:06:21.920</b>
7 -	1:10.748	+ 3.933	11:59:34.770				
<b>63</b>	<b>Benn SIMMS</b>		Cooper T59				
1 -	1:08.485	+ 2.863	11:55:21.872	7 -	<b>1:05.622</b>		<b>12:02:06.979</b>
2 -	1:09.026	+ 3.404	11:56:30.898	8 -	1:06.082	+ 0.460	12:03:13.061
3 -	1:06.488	+ 0.866	11:57:37.386	9 -	1:09.457	+ 3.835	12:04:22.518
4 -	1:07.206	+ 1.584	11:58:44.592	10 -	1:06.218	+ 0.596	12:05:28.736
5 -	1:10.196	+ 4.574	11:59:54.788	11 -	1:06.095	+ 0.473	12:06:34.831
6 -	1:06.569	+ 0.947	12:01:01.357				
<b>64</b>	<b>James MURRAY</b>		Lola Mk5A				
1 -	1:15.564	+ 8.220	11:52:32.270	8 -	1:07.822	+ 0.478	12:00:36.616
2 -	1:09.158	+ 1.814	11:53:41.428	9 -	1:09.316	+ 1.972	12:01:45.932
3 -	1:08.227	+ 0.883	11:54:49.655	10 -	1:08.105	+ 0.761	12:02:54.037
4 -	1:08.114	+ 0.770	11:55:57.769	11 -	1:09.521	+ 2.177	12:04:03.558
5 -	1:09.257	+ 1.913	11:57:07.026	12 -	<b>1:07.344</b>		<b>12:05:10.902</b>
6 -	1:09.437	+ 2.093	11:58:16.463	13 -	1:08.085	+ 0.741	12:06:18.987
7 -	1:12.331	+ 4.987	11:59:28.794				
<b>65</b>	<b>Edwin JOWSEY</b>		Lotus 22				
1 -	1:07.886	+ 1.490	11:52:21.594	5 -	1:07.331	+ 0.935	12:01:25.173
2 -	1:06.575	+ 0.179	11:53:28.169	6 -	2:16.294	+ 1:09.898	12:03:41.467
3 -	2:14.562	+ 1:08.166	11:55:42.731	7 -	1:10.572	+ 4.176	12:04:52.039
4 -	4:35.111	+ 3:28.715	12:00:17.842	8 -	<b>1:06.396</b>		<b>12:05:58.435</b>
<b>66</b>	<b>Alex MORTON</b>		Ausper T3				
1 -	1:22.008	+ 8.928	11:53:07.350	7 -	1:14.529	+ 1.449	12:00:46.037
2 -	1:20.090	+ 7.010	11:54:27.440	8 -	1:13.832	+ 0.752	12:01:59.869
3 -	1:17.202	+ 4.122	11:55:44.642	9 -	<b>1:13.080</b>		<b>12:03:12.949</b>
4 -	1:15.668	+ 2.588	11:57:00.310	10 -	1:13.239	+ 0.159	12:04:26.188
5 -	1:14.155	+ 1.075	11:58:14.465	11 -	1:14.724	+ 1.644	12:05:40.912
6 -	1:17.043	+ 3.963	11:59:31.508	12 -	1:14.026	+ 0.946	12:06:54.938
<b>75</b>	<b>Pete MORTON</b>		Lightning Envoyette				
1 -	1:15.177	+ 6.514	11:53:01.608	7 -	1:10.462	+ 1.799	12:00:15.435
2 -	1:16.632	+ 7.969	11:54:18.240	8 -	<b>1:08.663</b>		<b>12:01:24.098</b>
3 -	1:13.422	+ 4.759	11:55:31.662	9 -	1:11.884	+ 3.221	12:02:35.982
4 -	1:11.578	+ 2.915	11:56:43.240	10 -	1:11.832	+ 3.169	12:03:47.814
5 -	1:10.019	+ 1.356	11:57:53.259	11 -	1:10.996	+ 2.333	12:04:58.810
6 -	1:11.714	+ 3.051	11:59:04.973	12 -	1:10.279	+ 1.616	12:06:09.089
<b>78</b>	<b>Max SMEETH</b>		Lotus 22				
1 -	1:18.573	+ 7.715	11:52:59.243	7 -	1:12.141	+ 1.283	12:00:20.288
2 -	1:16.082	+ 5.224	11:54:15.325	8 -	1:12.346	+ 1.488	12:01:32.634
3 -	1:14.040	+ 3.182	11:55:29.365	9 -	1:11.515	+ 0.657	12:02:44.149
4 -	1:13.511	+ 2.653	11:56:42.876	10 -	1:11.797	+ 0.939	12:03:55.946
5 -	1:12.705	+ 1.847	11:57:55.581	11 -	1:12.454	+ 1.596	12:05:08.400

Car 65 - no working transponder - please fix before racing

Silverstone National  
Circuit Length = 1.6390 miles  
Start: 11:50 End: 12:07

# Historic Formula Junior

## QUALIFYING RACE 8 - LAP ANALYSIS

6 -	1:12.566	+ 1.708	11:59:08.147	12 -	<b>1:10.858</b>		<b>12:06:19.258</b>
<b>79</b>	<b>Andrew HIBBERD</b>			Lotus 22			
1 -	1:13.459	+ 6.071	11:52:29.935	8 -	<b>1:07.388</b>		<b>12:00:32.427</b>
2 -	1:08.699	+ 1.311	11:53:38.634	9 -	1:07.738	+ 0.350	12:01:40.165
3 -	1:07.563	+ 0.175	11:54:46.197	10 -	1:08.316	+ 0.928	12:02:48.481
4 -	1:08.325	+ 0.937	11:55:54.522	11 -	1:07.594	+ 0.206	12:03:56.075
5 -	1:09.987	+ 2.599	11:57:04.509	12 -	1:07.987	+ 0.599	12:05:04.062
6 -	1:09.312	+ 1.924	11:58:13.821	13 -	1:08.211	+ 0.823	12:06:12.273
7 -	1:11.218	+ 3.830	11:59:25.039				
<b>81</b>	<b>Stephen FUTTER</b>			Lotus 20			
1 -	1:22.792	+ 6.938	11:52:53.058	7 -	1:16.417	+ 0.563	12:01:32.882
2 -	1:18.517	+ 2.663	11:54:11.575	8 -	1:18.322	+ 2.468	12:02:51.204
3 -	1:17.577	+ 1.723	11:55:29.152	9 -	1:18.481	+ 2.627	12:04:09.685
4 -	1:16.830	+ 0.976	11:56:45.982	10 -	1:16.988	+ 1.134	12:05:26.673
5 -	<b>1:15.854</b>		<b>11:58:01.836</b>	11 -	1:16.641	+ 0.787	12:06:43.314
6 -	2:14.629	+ 58.775	12:00:16.465				
<b>85</b>	<b>John CHISHOLM</b>			Gemini Mk 3A			
1 -	1:12.430	+ 4.653	11:52:30.299	6 -	1:09.177	+ 1.400	11:58:14.850
2 -	1:09.215	+ 1.438	11:53:39.514	7 -	1:10.617	+ 2.840	11:59:25.467
3 -	1:08.254	+ 0.477	11:54:47.768	8 -	1:07.810	+ 0.033	12:00:33.277
4 -	1:08.240	+ 0.463	11:55:56.008	9 -	1:08.375	+ 0.598	12:01:41.652
5 -	1:09.665	+ 1.888	11:57:05.673	10 -	<b>1:07.777</b>		<b>12:02:49.429</b>
<b>93</b>	<b>Rudolf ERNST</b>			Lotus 22			
1 -	1:24.617	+ 11.057	11:52:54.551	7 -	1:17.157	+ 3.597	12:00:45.754
2 -	1:21.574	+ 8.014	11:54:16.125	8 -	1:17.313	+ 3.753	12:02:03.067
3 -	1:18.700	+ 5.140	11:55:34.825	9 -	1:15.563	+ 2.003	12:03:18.630
4 -	1:20.592	+ 7.032	11:56:55.417	10 -	1:13.924	+ 0.364	12:04:32.554
5 -	1:16.916	+ 3.356	11:58:12.333	11 -	1:14.020	+ 0.460	12:05:46.574
6 -	1:16.264	+ 2.704	11:59:28.597	12 -	<b>1:13.560</b>		<b>12:07:00.134</b>

Car 65 - no working transponder - please fix before racing

Silverstone National  
Circuit Length = 1.6390 miles  
Start: 11:50 End: 12:07

# Historic Formula Junior

## RACE 8 - GRID

ROW 18	10	1:23.211	Anthony CHILDE-FREEMAN
ROW 17	27	1:18.179	Paul DIXON
ROW 16	55	1:17.481	Len SELBY
ROW 15	26	1:17.052	Roger DEXTER
ROW 14	37	1:16.548	Anthony MARTINDALE
ROW 13	81	1:15.854	Stephen FUTTER
ROW 12	11	1:13.900	David STEVENSON
ROW 11	34	1:13.643	Jeremy BOUCKLEY
ROW 10	9	1:13.198	John TRUSLOVE
ROW 9	54	1:11.778	Steve BRADLEY
ROW 8	4	1:11.482	Derek WALKER
ROW 7	15	1:10.586	Brendan ROBERTS
ROW 6	58	1:09.311	Richard SMEETON
ROW 5	75	1:08.663	Pete MORTON
ROW 4	79	1:07.388	Andrew HIBBERD
ROW 3	61	1:07.092	Simon DIFFEY
ROW 2	65	1:06.396	Edwin JOWSEY
ROW 1	53	1:06.085	Sam WILSON

46	1:19.433	Sue SPENCE
7	1:18.019	Duncan RABAGLIATI
23	1:17.285	Justin FLEMING
29	1:16.725	William GRIMSHAW
39	1:16.266	Mike WALLER
32	1:15.299	John DOWSON
35	1:13.810	Tim BISHOP
44	1:13.425	Andrew ROBERTSON
66	1:13.080	Alex MORTON
14	1:11.683	Crispian BESLEY
78	1:10.858	Max SMEETH
21	1:10.483	Peter MULLEN
36	1:08.935	Jon MILICEVIC
85	1:07.777	John CHISHOLM
64	1:07.344	James MURRAY
62	1:06.815	Simon ARMER
51	1:06.203	Michael HIBBERD
63	1:05.622	Benn SIMMS

**Pole**



Car 93 - Reserve

Silverstone National  
Circuit Length = 1.6390 miles

**These results are provisional until the conclusion of any judicial and technical matters.**

Clerk of Course :		Timekeeper :
-------------------	--	--------------

# Historic Formula Junior

## RACE 8 - CLASSIFICATION

POS	NO	CL	NAME	ENTRY	LAPS	TIME	GAP	DIFF	MPH	BEST	ON
1	63	E	<b>Benn SIMMS</b>	Cooper T59	14	15:40.716			87.81	1:05.811	8
2	51	E	<b>Michael HIBBERD</b>	Lotus 27	14	15:42.159	1.443	1.443	87.67	1:06.022	3
3	65	E	<b>Edwin JOWSEY</b>	Lotus 22	14	15:59.118	18.402	16.959	86.12	1:05.447	4
4	53	E	<b>Sam WILSON</b>	Cooper T59	14	16:03.197	22.481	4.079	85.76	1:06.102	4
5	79	E	<b>Andrew HIBBERD</b>	Lotus 22	14	16:06.387	25.671	3.190	85.47	1:06.760	8
6	62	E	<b>Simon ARMER</b>	Cooper T59	14	16:06.602	25.886	0.215	85.45	1:07.560	4
7	61	E	<b>Simon DIFFEY</b>	Lotus 20	14	16:07.809	27.093	1.207	85.35	1:06.702	4
8	64	E	<b>James MURRAY</b>	Lola Mk5A	14	16:08.301	27.585	0.492	85.30	1:07.228	8
9	85	D	<b>John CHISHOLM</b>	Gemini Mk 3A	14	16:20.789	40.073	12.488	84.22	1:08.334	9
10	36	C	<b>Jon MILICEVIC</b>	Lotus 18	14	16:25.426	44.710	4.637	83.82	1:08.839	7
11	78	E	<b>Max SMEETH</b>	Lotus 22	14	17:00.034	1:19.318	34.608	80.98	1:08.881	10
12	54	D	<b>Steve BRADLEY</b>	Lotus 20	13	15:47.714	1 lap	1 lap	80.93	1:10.693	4
13	44	C	<b>Andrew ROBERTSON</b>	Crossle 4F	13	15:50.255	1 lap	2.541	80.72	1:10.886	9
14	4	B	<b>Derek WALKER</b>	Terrier Mk IV	13	15:54.609	1 lap	4.354	80.35	1:11.508	7
15	14	B	<b>Crispian BESLEY</b>	Elva 100	13	16:04.252	1 lap	9.643	79.54	1:12.395	6
16	81	D	<b>Stephen FUTTER</b>	Lotus 20	13	16:12.021	1 lap	7.769	78.91	1:12.069	8
17	93	E	<b>Rudolf ERNST</b>	Lotus 22	13	16:19.809	1 lap	7.788	78.28	1:12.604	7
18	66	D	<b>Alex MORTON</b>	Ausper T3	13	16:22.322	1 lap	2.513	78.08	1:12.577	8
19	34	D	<b>Jeremy BOUCKLEY</b>	Cooper MkII	13	16:29.888	1 lap	7.566	77.48	1:14.547	3
20	35	C	<b>Tim BISHOP</b>	Sauter	13	16:38.669	1 lap	8.781	76.80	1:14.654	3
21	11	B	<b>David STEVENSON</b>	Mallock U2	13	16:47.895	1 lap	9.226	76.10	1:15.002	3
22	27	B	<b>Paul DIXON</b>	Gemini Mk II	13	16:48.115	1 lap	0.220	76.08	1:15.209	8
23	32	C	<b>John DOWSON</b>	Elva 200	13	16:51.376	1 lap	3.261	75.84	1:15.729	3
24	26	B	<b>Roger DEXTER</b>	Elva 100	12	15:52.847	2 laps	1 lap	74.30	1:16.860	10
25	39	C	<b>Mike WALLER</b>	Kieft	12	16:13.114	2 laps	20.267	72.76	1:16.305	9
26	7	B	<b>Duncan RABAGLIATI</b>	Alexis HF1	12	16:16.061	2 laps	2.947	72.54	1:18.377	8
27	23	B	<b>Justin FLEMING</b>	Elva 100	12	16:17.754	2 laps	1.693	72.41	1:17.284	7
28	46	C	<b>Sue SPENCE</b>	Elva 200	12	16:51.187	2 laps	33.433	70.02	1:19.711	2
29	10	A	<b>Anthony CHILDE-FREEMAN</b>	Volpini	11	16:01.226	3 laps	1 lap	67.52	1:23.764	2
30	37	C	<b>Anthony MARTINDALE</b>	Essenkay	11	16:45.603	3 laps	44.377	64.54	1:19.310	3

### NOT CLASSIFIED

<i>DNF</i> 9	B	<b>John TRUSLOVE</b>	Lola MK2	9	11:13.587	5 laps	2 laps	78.83	1:12.650	7
<i>DNF</i> 15	B	<b>Brendan ROBERTS</b>	Lola Mk2	1	1:24.085	13 laps	8 laps	70.17	1:24.085	1
<i>DNF</i> 21	A	<b>Peter MULLEN</b>	Kieft	3	3:47.565	11 laps	0.000	77.78	1:12.296	2
<i>DNF</i> 55	E	<b>Len SELBY</b>	Lola Mk5	7	10:01.096	7 laps	0.000	68.71	1:18.946	2
<i>DNF</i> 75	E	<b>Pete MORTON</b>	Lightning Envoyette	2	2:30.770	12 laps	5 laps	78.26	1:10.981	2
<i>DNF</i> 58	E	<b>Richard SMEETON</b>	Lotus 22	0						

### FASTEST LAP

4	B	<b>Derek WALKER</b>	Terrier Mk IV	7	1:11.508	82.51 mph	132.79 kph
21	A	<b>Peter MULLEN</b>	Kieft	2	1:12.296	81.61 mph	131.34 kph
36	C	<b>Jon MILICEVIC</b>	Lotus 18	7	1:08.839	85.71 mph	137.94 kph
85	D	<b>John CHISHOLM</b>	Gemini Mk 3A	9	1:08.334	86.34 mph	138.96 kph
65	E	<b>Edwin JOWSEY</b>	Lotus 22	4	1:05.447	90.15 mph	145.09 kph

Car 65 - 10 second start line penalty applied.

Silverstone National  
Circuit Length = 1.6390 miles  
Start: 16:34 End: 16:51

These results are provisional until the conclusion of any judicial and technical matters.

Clerk of Course :	Timekeeper :
-------------------	--------------

# Historic Formula Junior

## RACE 8 - LAP CHART

Lap 1			Lap 2			Lap 3			Lap 4			Lap 5		
No	Behind	Laptime	No	Behind	Laptime	No	Behind	Laptime	No	Behind	Laptime	No	Behind	Laptime
63		1:13.255	63		1:07.393	63		1:06.231	63		1:06.131	63		1:06.257
65	0.080	1:13.335	51	1.165	1:08.115	51	0.956	1:06.022	10	1 LAP	1:24.999	51	0.707	1:06.068
51	0.443	1:13.698	61	4.637	1:09.443	61	5.520	1:07.114	51	0.896	1:06.071	37	1 LAP	1:27.231
53	1.943	1:15.198	64	5.074	1:08.147	64	6.492	1:07.649	61	6.091	1:06.702	7	1 LAP	1:21.802
61	2.587	1:15.842	62	5.757	1:08.331	65	7.317	1:06.123	65	6.633	1:05.447	46	1 LAP	1:23.866
64	4.320	1:17.575	79	7.181	1:08.894	62	7.457	1:07.931	64	8.042	1:07.681	61	7.465	1:07.631
62	4.819	1:18.074	65	7.425	1:14.738	79	8.925	1:07.975	62	8.886	1:07.560	65	7.595	1:07.219
36	5.548	1:18.803	36	8.453	1:10.298	36	11.195	1:08.973	79	10.054	1:07.260	64	10.267	1:08.482
79	5.680	1:18.935	85	8.642	1:09.935	85	11.401	1:08.990	85	14.071	1:08.801	62	10.853	1:08.224
85	6.100	1:19.355	75	10.122	1:10.981	78	14.381	1:10.108	53	14.361	1:06.102	79	12.051	1:08.254
75	6.534	1:19.789	78	10.504	1:10.401	53	14.390	1:07.262	36	14.762	1:09.698	53	14.818	1:06.714
78	7.496	1:20.751	53	13.359	1:18.809	54	19.697	1:11.477	78	18.357	1:10.107	85	17.530	1:09.716
21	9.634	1:22.889	54	14.451	1:11.689	21	20.686	1:12.380	54	24.259	1:10.693	36	18.125	1:09.620
4	10.095	1:23.350	21	14.537	1:12.296	4	21.142	1:12.334	4	26.673	1:11.662	10	1 LAP	1:27.826
54	10.155	1:23.410	4	15.039	1:12.337	44	21.690	1:12.355	44	27.959	1:12.400	78	22.426	1:10.326
15	10.830	1:24.085	44	15.566	1:11.533	14	23.476	1:12.555	14	30.126	1:12.781	54	31.065	1:13.063
14	11.165	1:24.420	14	17.152	1:13.380	66	27.054	1:14.068	66	34.282	1:13.359	4	32.846	1:12.430
44	11.426	1:24.681	66	19.217	1:13.504	9	27.826	1:14.277	9	34.862	1:13.167	44	33.753	1:12.051
9	13.036	1:26.291	9	19.780	1:14.137	81	28.330	1:13.795	81	34.996	1:12.797	14	37.043	1:13.174
66	13.106	1:26.361	34	20.664	1:14.648	34	28.980	1:14.547	34	37.628	1:14.779	66	41.459	1:13.434
34	13.409	1:26.664	81	20.766	1:13.210	11	32.208	1:15.002	11	42.172	1:16.095	9	42.179	1:13.574
81	14.949	1:28.204	11	23.437	1:15.706	35	32.711	1:14.654	93	42.489	1:13.684	81	42.454	1:13.715
11	15.124	1:28.379	35	24.288	1:14.698	93	34.936	1:13.067	35	43.061	1:16.481	34	46.960	1:15.589
35	16.983	1:30.238	32	26.944	1:17.230	32	36.442	1:15.729	32	47.024	1:16.713	93	49.898	1:13.666
32	17.107	1:30.362	27	27.797	1:16.436	27	38.179	1:16.613	27	48.435	1:16.387	11	51.775	1:15.860
27	18.754	1:32.009	93	28.100	1:14.195	26	42.515	1:18.417	26	54.900	1:18.516	35	52.214	1:15.410
26	19.919	1:33.174	26	30.329	1:17.803	23	44.168	1:18.028	23	56.720	1:18.683	32	57.549	1:16.782
37	20.879	1:34.134	23	32.371	1:18.762	37	46.503	1:19.310	39	58.502	1:17.687	27	57.838	1:15.660
23	21.002	1:34.257	37	33.424	1:19.938	39	46.946	1:18.466	55	1:04.510	1:21.826			
93	21.298	1:34.553	55	34.155	1:18.946	55	48.815	1:20.891						
55	22.602	1:35.857	39	34.711	1:19.103	46	51.628	1:21.904						
39	23.001	1:36.256	46	35.955	1:19.711	7	52.606	1:21.887						
46	23.637	1:36.892	7	36.950	1:19.732									
7	24.611	1:37.866	10	47.807	1:23.764									
10	31.436	1:44.691												

Car 65 - 10 second start line penalty applied.

Silverstone National  
Circuit Length = 1.6390 miles  
Start: 16:34 End: 16:51

# Historic Formula Junior

## RACE 8 - LAP CHART

Lap 6			Lap 7			Lap 8			Lap 9			Lap 10		
No	Behind	Laptime	No	Behind	Laptime	No	Behind	Laptime	No	Behind	Laptime	No	Behind	Laptime
63		1:06.968	63		1:06.246	63		1:05.811	63		1:06.241	51		1:06.643
26	1 LAP	1:18.420	51	0.758	1:06.704	51	1.085	1:06.138	51	1.120	1:06.276	63	0.547	1:08.310
51	0.300	1:06.561	27	1 LAP	1:16.337	11	1 LAP	1:15.493	93	1 LAP	1:13.825	46	2 LAPS	1:22.384
23	1 LAP	1:19.528	32	1 LAP	1:16.979	35	1 LAP	1:15.454	34	1 LAP	1:15.360	9	1 LAP	1:13.462
39	1 LAP	1:18.640	65	8.704	1:05.866	65	8.767	1:05.874	65	8.001	1:05.475	66	1 LAP	1:14.499
65	9.084	1:08.457	61	11.272	1:07.734	27	1 LAP	1:15.960	11	1 LAP	1:15.618	81	1 LAP	1:14.435
61	9.784	1:09.287	64	13.730	1:08.326	32	1 LAP	1:16.881	35	1 LAP	1:15.536	65	6.156	1:05.918
64	11.650	1:08.351	62	14.078	1:08.126	61	12.560	1:07.099	10	2 LAPS	1:27.603	93	1 LAP	1:13.938
62	12.198	1:08.313	79	14.475	1:07.472	64	15.147	1:07.228	61	14.382	1:08.063	34	1 LAP	1:15.191
79	13.249	1:08.166	53	14.817	1:06.394	79	15.424	1:06.760	79	16.086	1:06.903	61	15.329	1:08.710
55	1 LAP	1:23.265	26	1 LAP	1:22.328	53	15.529	1:06.523	53	16.196	1:06.908	53	15.540	1:07.107
53	14.669	1:06.819	23	1 LAP	1:20.501	62	16.153	1:07.886	64	16.817	1:07.911	37	2 LAPS	1:30.163 P
7	1 LAP	1:19.790	39	1 LAP	1:19.846	85	24.839	1:08.561	62	17.744	1:07.832	79	16.971	1:08.648
85	19.705	1:09.143	85	22.089	1:08.630	36	26.272	1:09.309	27	1 LAP	1:15.209	64	17.423	1:08.369
36	20.181	1:09.024	36	22.774	1:08.839	26	1 LAP	1:17.609	32	1 LAP	1:16.482	62	18.425	1:08.444
37	1 LAP	1:25.960	55	1 LAP	1:19.915	23	1 LAP	1:17.284	85	26.932	1:08.334	35	1 LAP	1:15.557
46	1 LAP	1:25.578	78	28.529	1:10.175	39	1 LAP	1:18.538	36	28.902	1:08.871	85	28.622	1:09.453
78	24.600	1:09.142	7	1 LAP	1:19.977	78	32.308	1:09.590	78	35.482	1:09.415	27	1 LAP	1:16.910
54	35.510	1:11.413	46	1 LAP	1:21.521	7	1 LAP	1:20.017	26	1 LAP	1:17.191	11	1 LAP	1:24.159
4	38.008	1:12.130	37	1 LAP	1:25.778	54	46.244	1:11.849	23	1 LAP	1:17.319	36	30.718	1:09.579
44	39.091	1:12.306	54	40.206	1:10.942	4	49.036	1:11.577	39	1 LAP	1:17.993	32	1 LAP	1:16.293
10	1 LAP	1:25.370	4	43.270	1:11.508	44	50.635	1:12.224	54	51.982	1:11.979	10	2 LAPS	1:26.021
14	42.470	1:12.395	44	44.222	1:11.377	46	1 LAP	1:21.237	4	54.762	1:11.967	78	36.600	1:08.881
9	48.256	1:13.045	14	48.899	1:12.675	14	56.161	1:13.073	7	1 LAP	1:18.377	26	1 LAP	1:17.349
66	48.359	1:13.868	9	54.660	1:12.650	37	1 LAP	1:26.203	44	55.280	1:10.886	23	1 LAP	1:17.419
81	48.717	1:13.231	66	55.403	1:13.290	9	1:01.833	1:12.984	14	1:02.848	1:12.928	39	1 LAP	1:16.305
34	55.106	1:15.114	81	56.545	1:14.074	66	1:02.169	1:12.577				54	55.374	1:11.155
93	56.001	1:13.071	10	1 LAP	1:24.658	81	1:02.803	1:12.069				4	58.705	1:11.706
11	1:00.308	1:15.501	93	1:02.359	1:12.604	55	1 LAP	1:40.396 P				44	58.762	1:11.245
35	1:00.680	1:15.434	34	1:04.031	1:15.171							7	1 LAP	1:18.766

Car 65 - 10 second start line penalty applied.

Silverstone National  
Circuit Length = 1.6390 miles  
Start: 16:34 End: 16:51



# Historic Formula Junior

## RACE 8 - LAP CHART

Lap 11			Lap 12			Lap 13			Lap 14		
No	Behind	Laptime	No	Behind	Laptime	No	Behind	Laptime	No	Behind	Laptime
51		1:06.368	63		1:07.725	63		1:07.026	63		1:06.938
63	0.363	1:06.184	51	0.280	1:08.368	54	1 LAP	1:12.790	51	1.443	1:07.396
14	1 LAP	1:13.404	39	2 LAPS	1:24.657	51	0.985	1:07.731	54	1 LAP	1:13.252
65	8.054	1:08.266	65	7.564	1:07.598	26	2 LAPS	1:17.353	65	8.402	1:07.268
81	1 LAP	1:14.199	23	2 LAPS	1:32.641	10	3 LAPS	1:25.529	44	1 LAP	1:13.102
53	17.278	1:08.106	14	1 LAP	1:14.646	44	1 LAP	1:12.586	26	2 LAPS	1:17.827
93	1 LAP	1:14.366	7	2 LAPS	1:19.852	4	1 LAP	1:13.731	4	1 LAP	1:14.457
66	1 LAP	1:22.126	81	1 LAP	1:13.426	65	8.072	1:07.534	10	3 LAPS	1:26.180
79	19.841	1:09.238	53	17.707	1:08.517	14	1 LAP	1:14.340	53	22.481	1:08.441
61	20.224	1:11.263	79	21.180	1:09.427	39	2 LAPS	1:22.985	14	1 LAP	1:14.481
64	20.405	1:09.350	62	21.963	1:09.548	23	2 LAPS	1:20.170	79	25.671	1:09.142
62	20.503	1:08.446	64	23.156	1:10.839	53	20.978	1:10.297	62	25.886	1:08.899
46	2 LAPS	1:28.245	61	23.737	1:11.601	7	2 LAPS	1:18.922	61	27.093	1:09.270
34	1 LAP	1:16.193	93	1 LAP	1:15.112	81	1 LAP	1:13.911	64	27.585	1:10.011
35	1 LAP	1:16.064	66	1 LAP	1:15.492	79	23.467	1:09.313	81	1 LAP	1:14.955
85	32.019	1:09.765	34	1 LAP	1:15.926	62	23.925	1:08.988	39	2 LAPS	1:22.638
36	35.411	1:11.061	85	34.287	1:10.356	64	24.512	1:08.382	7	2 LAPS	1:19.073
11	1 LAP	1:15.641	36	37.558	1:10.235	61	24.761	1:08.050	23	2 LAPS	1:23.162
27	1 LAP	1:17.378	46	2 LAPS	1:24.494	93	1 LAP	1:13.814	93	1 LAP	1:13.914
78	40.682	1:10.450	35	1 LAP	1:16.477	66	1 LAP	1:14.962	85	40.073	1:09.366
32	1 LAP	1:16.962	78	44.151	1:11.557	85	37.645	1:10.384	66	1 LAP	1:14.782
10	2 LAPS	1:24.585	11	1 LAP	1:16.477	34	1 LAP	1:15.488	36	44.710	1:10.442
37	2 LAPS	1:47.116	27	1 LAP	1:16.340	36	41.206	1:10.674	34	1 LAP	1:15.218
26	1 LAP	1:16.860	32	1 LAP	1:16.802	37	3 LAPS	2:02.993	35	1 LAP	1:16.566
54	1:03.008	1:14.002				78	47.603	1:10.478	37	3 LAPS	1:26.777
44	1:05.903	1:13.509				35	1 LAP	1:16.100	11	1 LAP	1:17.676
4	1:07.757	1:15.420				46	2 LAPS	1:21.999	27	1 LAP	1:17.066
						11	1 LAP	1:16.288	46	2 LAPS	1:23.356
						27	1 LAP	1:15.810	32	1 LAP	1:17.155
						32	1 LAP	1:17.006	78	1:19.318	1:38.653

Car 65 - 10 second start line penalty applied.

Silverstone National  
Circuit Length = 1.6390 miles  
Start: 16:34 End: 16:51

# Historic Road Sports

## QUALIFYING RACE 9 - CLASSIFICATION

POS	NO	CL	NAME	ENTRY	TIME	ON	LAPS	GAP	DIFF	MPH
1	92	A	<b>James PATERSON</b>	Morgan Plus 8	<b>1:08.302</b>	9	13			86.38
2	79	G	<b>Simon GARRAD</b>	TVR 400 Griffiths	<b>1:08.822</b>	3	9	<b>0.520</b>	0.520	85.73
3	46	C	<b>Paul TOOMS</b>	Lotus Elan S4	<b>1:10.431</b>	12	12	<b>2.129</b>	1.609	83.77
4	65	A	<b>Julian DODD</b>	TVR Griffith	<b>1:10.553</b>	10	12	<b>2.251</b>	0.122	83.63
5	76	A	<b>Tony HOWARD</b>	Morgan Plus 8	<b>1:11.644</b>	12	12	<b>3.342</b>	1.091	82.35
6	7	G	<b>Brian ARCULUS</b>	Triumph TR3	<b>1:12.505</b>	11	12	<b>4.203</b>	0.861	81.37
7	28	G	<b>Mark GARRITT</b>	TVR 400 Griffiths	<b>1:12.636</b>	2	7	<b>4.334</b>	0.131	81.23
8	3	A	<b>Martin EDRIDGE</b>	Ford Mustang	<b>1:12.672</b>	5	12	<b>4.370</b>	0.036	81.19
9	54	C	<b>Martin HALLIDAY</b>	Lotus Seven S3	<b>1:13.003</b>	9	12	<b>4.701</b>	0.331	80.82
10	48	C	<b>Barry ASHDOWN</b>	Lotus Elan	<b>1:13.936</b>	8	12	<b>5.634</b>	0.933	79.80
11	17	A	<b>Adam SIMMONDS</b>	Ford Mustang	<b>1:14.725</b>	8	11	<b>6.423</b>	0.789	78.96
12	71	E	<b>Dick COFFEY</b>	Turner Mk1	<b>1:14.854</b>	12	12	<b>6.552</b>	0.129	78.82
13	16	A	<b>Oliver PHILLIPS</b>	Morgan Plus 8	<b>1:14.926</b>	1	1	<b>6.624</b>	0.072	78.74
14	22	F	<b>John FITZGERALD</b>	Turner Mk2	<b>1:14.978</b>	11	11	<b>6.676</b>	0.052	78.69
15	31	B	<b>James OWEN</b>	Triumph TR5	<b>1:14.999</b>	5	12	<b>6.697</b>	0.021	78.67
16	42	C	<b>Bob JORDAN</b>	Lotus Elan	<b>1:15.258</b>	11	11	<b>6.956</b>	0.259	78.40
17	15	B	<b>Mike EAGLES</b>	Milano GT Mk1	<b>1:15.306</b>	6	6	<b>7.004</b>	0.048	78.35
18	44	B	<b>David KIRBY</b>	Triumph TR6	<b>1:15.501</b>	6	11	<b>7.199</b>	0.195	78.14
19	66	B	<b>Mark HOBLE</b>	Morgan Plus 4	<b>1:16.438</b>	8	9	<b>8.136</b>	0.937	77.19
20	21	D	<b>Rebecca RUFF</b>	Porsche 911	<b>1:17.095</b>	8	11	<b>8.793</b>	0.657	76.53
21	78	B	<b>Jonathon RUSHTON</b>	Morgan Plus 4	<b>1:17.716</b>	2	3	<b>9.414</b>	0.621	75.92
22	91	G	<b>Richard OWEN</b>	Triumph TR2	<b>1:18.495</b>	11	11	<b>10.193</b>	0.779	75.16
23	83	F	<b>Daniel WOOD</b>	JWF Italia	<b>1:19.025</b>	2	11	<b>10.723</b>	0.530	74.66
24	34	B	<b>Mark SHEARS</b>	Morgan Plus 4	<b>1:19.227</b>	2	5	<b>10.925</b>	0.202	74.47
25	72	E	<b>Jim GATHERCOLE</b>	MG Midget	<b>1:19.936</b>	2	2	<b>11.634</b>	0.709	73.81
26	95	INV	<b>Suzanne SEARS</b>	MGB	<b>1:21.055</b>	8	11	<b>12.753</b>	1.119	72.79
27	47	G	<b>Clare SURTEES</b>	MGB	<b>1:22.359</b>	7	11	<b>14.057</b>	1.304	71.64
28	30	F	<b>Tim BURRETT</b>	Lancia Aurelia B20	<b>1:22.663</b>	6	11	<b>14.361</b>	0.304	71.37
29	67	D	<b>Graham OAKINS</b>	Alfa Romeo Guilia Sprint	<b>1:23.931</b>	10	10	<b>15.629</b>	1.268	70.30
30	14	E	<b>Paul GARSIDE</b>	Lotus Elite	<b>1:24.997</b>	7	8	<b>16.695</b>	1.066	69.41
31	19	F	<b>Chris GAWNE</b>	Lancia Aurelia B20 GT	<b>1:26.727</b>	10	10	<b>18.425</b>	1.730	68.03

Silverstone National  
 Circuit Length = 1.6390 miles  
 Start: 12:14 End: 12:30

These results are provisional until the conclusion of any judicial and technical matters.

Clerk of Course :		Timekeeper :
-------------------	--	--------------

# Historic Road Sports

## QUALIFYING RACE 9 - LAP ANALYSIS

<b>3</b>	<b>Martin EDRIDGE</b>		Ford Mustang				
1 -	1:18.595	+ 5.923	12:16:34.736	7 -	1:13.097	+ 0.425	12:23:56.088
2 -	1:14.846	+ 2.174	12:17:49.582	8 -	1:13.426	+ 0.754	12:25:09.514
3 -	1:12.786	+ 0.114	12:19:02.368	9 -	1:13.580	+ 0.908	12:26:23.094
4 -	1:13.282	+ 0.610	12:20:15.650	10 -	1:14.426	+ 1.754	12:27:37.520
5 -	<b>1:12.672</b>		<b>12:21:28.322</b>	11 -	1:14.241	+ 1.569	12:28:51.761
6 -	1:14.669	+ 1.997	12:22:42.991	12 -	1:13.995	+ 1.323	12:30:05.756
<b>7</b>	<b>Brian ARCULUS</b>		Triumph TR3				
1 -	1:19.538	+ 7.033	12:16:26.386	7 -	1:13.555	+ 1.050	12:23:49.859
2 -	1:15.122	+ 2.617	12:17:41.508	8 -	1:13.096	+ 0.591	12:25:02.955
3 -	1:13.375	+ 0.870	12:18:54.883	9 -	1:13.681	+ 1.176	12:26:16.636
4 -	1:13.004	+ 0.499	12:20:07.887	10 -	1:13.213	+ 0.708	12:27:29.849
5 -	1:14.602	+ 2.097	12:21:22.489	11 -	<b>1:12.505</b>		<b>12:28:42.354</b>
6 -	1:13.815	+ 1.310	12:22:36.304	12 -	1:12.689	+ 0.184	12:29:55.043
<b>14</b>	<b>Paul GARSIDE</b>		Lotus Elite				
1 -	1:32.672	+ 7.675	12:16:34.559	5 -	1:26.359	+ 1.362	12:22:21.534
2 -	1:27.419	+ 2.422	12:18:01.978	6 -	1:25.146	+ 0.149	12:23:46.680
3 -	1:27.069	+ 2.072	12:19:29.047	7 -	<b>1:24.997</b>		<b>12:25:11.677</b>
4 -	1:26.128	+ 1.131	12:20:55.175	8 -	4:16.306	+ 2:51.309	12:29:27.983
<b>15</b>	<b>Mike EAGLES</b>		Milano GT Mk1				
1 -	1:21.904	+ 6.598	12:16:34.494	4 -	1:24.322	+ 9.016	12:20:35.473
2 -	1:20.420	+ 5.114	12:17:54.914	5 -	1:18.191	+ 2.885	12:21:53.664
3 -	1:16.237	+ 0.931	12:19:11.151	6 -	<b>1:15.306</b>		<b>12:23:08.970</b>
<b>16</b>	<b>Oliver PHILLIPS</b>		Morgan Plus 8				
1 -	<b>1:14.926</b>		<b>12:15:54.332</b>				
<b>17</b>	<b>Adam SIMMONDS</b>		Ford Mustang				
1 -	1:21.306	+ 6.581	12:16:22.821	7 -	1:18.211	+ 3.486	12:24:12.771
2 -	1:19.239	+ 4.514	12:17:42.060	8 -	<b>1:14.725</b>		<b>12:25:27.496</b>
3 -	1:17.632	+ 2.907	12:18:59.692	9 -	1:16.594	+ 1.869	12:26:44.090
4 -	1:18.764	+ 4.039	12:20:18.456	10 -	1:14.771	+ 0.046	12:27:58.861
5 -	1:18.218	+ 3.493	12:21:36.674	11 -	1:14.894	+ 0.169	12:29:13.755
6 -	1:17.886	+ 3.161	12:22:54.560				
<b>19</b>	<b>Chris GAWNE</b>		Lancia Aurelia B20 GT				
1 -	1:33.233	+ 6.506	12:16:31.727	6 -	1:27.355	+ 0.628	12:23:54.800
2 -	1:30.417	+ 3.690	12:18:02.144	7 -	1:28.158	+ 1.431	12:25:22.958
3 -	1:28.924	+ 2.197	12:19:31.068	8 -	1:27.441	+ 0.714	12:26:50.399
4 -	1:28.522	+ 1.795	12:20:59.590	9 -	1:27.939	+ 1.212	12:28:18.338
5 -	1:27.855	+ 1.128	12:22:27.445	10 -	<b>1:26.727</b>		<b>12:29:45.065</b>
<b>21</b>	<b>Rebecca RUFF</b>		Porsche 911				
1 -	1:24.562	+ 7.467	12:16:27.023	7 -	1:19.162	+ 2.067	12:24:25.066
2 -	1:20.180	+ 3.085	12:17:47.203	8 -	<b>1:17.095</b>		<b>12:25:42.161</b>
3 -	1:20.170	+ 3.075	12:19:07.373	9 -	1:17.687	+ 0.592	12:26:59.848
4 -	1:20.796	+ 3.701	12:20:28.169	10 -	1:17.106	+ 0.011	12:28:16.954
5 -	1:18.711	+ 1.616	12:21:46.880	11 -	1:17.568	+ 0.473	12:29:34.522
6 -	1:19.024	+ 1.929	12:23:05.904				
<b>22</b>	<b>John FITZGERALD</b>		Turner Mk2				
1 -	1:25.156	+ 10.178	12:16:28.102	7 -	1:16.685	+ 1.707	12:24:13.229
2 -	1:19.288	+ 4.310	12:17:47.390	8 -	1:16.030	+ 1.052	12:25:29.259
3 -	1:18.929	+ 3.951	12:19:06.319	9 -	1:16.076	+ 1.098	12:26:45.335
4 -	1:18.348	+ 3.370	12:20:24.667	10 -	1:15.291	+ 0.313	12:28:00.626
5 -	1:16.302	+ 1.324	12:21:40.969	11 -	<b>1:14.978</b>		<b>12:29:15.604</b>
6 -	1:15.575	+ 0.597	12:22:56.544				
<b>28</b>	<b>Mark GARRITT</b>		TVR 400 Griffiths				
1 -	1:17.199	+ 4.563	12:16:04.249	5 -	1:15.739	+ 3.103	12:20:58.963

Silverstone National  
Circuit Length = 1.6390 miles  
Start: 12:14 End: 12:30

# Historic Road Sports

## QUALIFYING RACE 9 - LAP ANALYSIS

2 -	1:12.636		12:17:16.885	6 -	1:12.803	+ 0.167	12:22:11.766
3 -	1:13.403	+ 0.767	12:18:30.288	7 -	1:13.846	+ 1.210	12:23:25.612
4 -	1:12.936	+ 0.300	12:19:43.224				
<b>30</b>	<b>Tim BURRETT</b>		<b>Lancia Aurelia B20</b>				
1 -	1:28.270	+ 5.607	12:16:30.846	7 -	1:25.885	+ 3.222	12:24:56.645
2 -	1:23.344	+ 0.681	12:17:54.190	8 -	1:25.032	+ 2.369	12:26:21.677
3 -	1:24.773	+ 2.110	12:19:18.963	9 -	1:23.715	+ 1.052	12:27:45.392
4 -	1:25.571	+ 2.908	12:20:44.534	10 -	1:23.043	+ 0.380	12:29:08.435
5 -	1:23.563	+ 0.900	12:22:08.097	11 -	1:22.744	+ 0.081	12:30:31.179
6 -	1:22.663		12:23:30.760				
<b>31</b>	<b>James OWEN</b>		<b>Triumph TR5</b>				
1 -	1:22.271	+ 7.272	12:16:09.139	7 -	1:15.416	+ 0.417	12:23:41.718
2 -	1:15.793	+ 0.794	12:17:24.932	8 -	1:15.654	+ 0.655	12:24:57.372
3 -	1:15.196	+ 0.197	12:18:40.128	9 -	1:15.710	+ 0.711	12:26:13.082
4 -	1:16.023	+ 1.024	12:19:56.151	10 -	1:15.428	+ 0.429	12:27:28.510
5 -	1:14.999		12:21:11.150	11 -	1:15.412	+ 0.413	12:28:43.922
6 -	1:15.152	+ 0.153	12:22:26.302	12 -	1:15.107	+ 0.108	12:29:59.029
<b>34</b>	<b>Mark SHEARS</b>		<b>Morgan Plus 4</b>				
1 -	1:22.775	+ 3.548	12:16:37.853	4 -	1:21.010	+ 1.783	12:21:22.873
2 -	1:19.227		12:17:57.080	5 -	1:19.787	+ 0.560	12:22:42.660
3 -	2:04.783	+ 45.556	12:20:01.863				
<b>42</b>	<b>Bob JORDAN</b>		<b>Lotus Elan</b>				
1 -	1:26.843	+ 11.585	12:16:21.601	7 -	1:17.142	+ 1.884	12:24:06.959
2 -	1:19.158	+ 3.900	12:17:40.759	8 -	1:16.568	+ 1.310	12:25:23.527
3 -	1:16.448	+ 1.190	12:18:57.207	9 -	1:15.716	+ 0.458	12:26:39.243
4 -	1:16.501	+ 1.243	12:20:13.708	10 -	1:15.800	+ 0.542	12:27:55.043
5 -	1:18.383	+ 3.125	12:21:32.091	11 -	1:15.258		12:29:10.301
6 -	1:17.726	+ 2.468	12:22:49.817				
<b>44</b>	<b>David KIRBY</b>		<b>Triumph TR6</b>				
1 -	1:23.278	+ 7.777	12:16:32.202	7 -	1:17.477	+ 1.976	12:24:16.647
2 -	1:18.838	+ 3.337	12:17:51.040	8 -	1:16.847	+ 1.346	12:25:33.494
3 -	1:16.837	+ 1.336	12:19:07.877	9 -	1:16.743	+ 1.242	12:26:50.237
4 -	1:19.147	+ 3.646	12:20:27.024	10 -	1:16.390	+ 0.889	12:28:06.627
5 -	1:16.645	+ 1.144	12:21:43.669	11 -	1:15.838	+ 0.337	12:29:22.465
6 -	1:15.501		12:22:59.170				
<b>46</b>	<b>Paul TOOMS</b>		<b>Lotus Elan S4</b>				
1 -	1:16.270	+ 5.839	12:16:02.087	7 -	1:12.865	+ 2.434	12:23:23.271
2 -	1:13.917	+ 3.486	12:17:16.004	8 -	1:12.781	+ 2.350	12:24:36.052
3 -	1:12.127	+ 1.696	12:18:28.131	9 -	1:11.893	+ 1.462	12:25:47.945
4 -	1:13.865	+ 3.434	12:19:41.996	10 -	1:11.077	+ 0.646	12:26:59.022
5 -	1:14.985	+ 4.554	12:20:56.981	11 -	1:11.751	+ 1.320	12:28:10.773
6 -	1:13.425	+ 2.994	12:22:10.406	12 -	1:10.431		12:29:21.204
<b>47</b>	<b>Clare SURTEES</b>		<b>MGB</b>				
1 -	1:26.367	+ 4.008	12:16:23.413	7 -	1:22.359		12:24:42.397
2 -	1:23.880	+ 1.521	12:17:47.293	8 -	1:35.313	+ 12.954	12:26:17.710
3 -	1:24.587	+ 2.228	12:19:11.880	9 -	1:23.990	+ 1.631	12:27:41.700
4 -	1:22.740	+ 0.381	12:20:34.620	10 -	1:23.815	+ 1.456	12:29:05.515
5 -	1:22.957	+ 0.598	12:21:57.577	11 -	1:23.087	+ 0.728	12:30:28.602
6 -	1:22.461	+ 0.102	12:23:20.038				
<b>48</b>	<b>Barry ASHDOWN</b>		<b>Lotus Elan</b>				
1 -	1:24.786	+ 10.850	12:16:33.099	7 -	1:16.288	+ 2.352	12:24:11.343
2 -	1:19.877	+ 5.941	12:17:52.976	8 -	1:13.936		12:25:25.279
3 -	1:17.711	+ 3.775	12:19:10.687	9 -	1:15.224	+ 1.288	12:26:40.503
4 -	1:15.583	+ 1.647	12:20:26.270	10 -	1:14.024	+ 0.088	12:27:54.527
5 -	1:14.348	+ 0.412	12:21:40.618	11 -	1:14.182	+ 0.246	12:29:08.709
6 -	1:14.437	+ 0.501	12:22:55.055	12 -	1:14.696	+ 0.760	12:30:23.405

Silverstone National  
Circuit Length = 1.6390 miles  
Start: 12:14 End: 12:30

# Historic Road Sports

## QUALIFYING RACE 9 - LAP ANALYSIS

<b>54</b>	<b>Martin HALLIDAY</b>		Lotus Seven S3				
1 -	1:25.183	+ 12.180	12:16:28.700	7 -	1:13.667	+ 0.664	12:23:53.625
2 -	1:15.882	+ 2.879	12:17:44.582	8 -	1:13.572	+ 0.569	12:25:07.197
3 -	1:13.986	+ 0.983	12:18:58.568	9 -	<b>1:13.003</b>		<b>12:26:20.200</b>
4 -	1:14.618	+ 1.615	12:20:13.186	10 -	1:14.482	+ 1.479	12:27:34.682
5 -	1:13.605	+ 0.602	12:21:26.791	11 -	1:13.021	+ 0.018	12:28:47.703
6 -	1:13.167	+ 0.164	12:22:39.958	12 -	1:13.395	+ 0.392	12:30:01.098
<b>65</b>	<b>Julian DODD</b>		TVR Griffith				
1 -	1:29.787	+ 19.234	12:16:37.399	7 -	1:11.340	+ 0.787	12:24:13.061
2 -	1:25.358	+ 14.805	12:18:02.757	8 -	1:10.556	+ 0.003	12:25:23.617
3 -	1:17.054	+ 6.501	12:19:19.811	9 -	1:13.401	+ 2.848	12:26:37.018
4 -	1:14.925	+ 4.372	12:20:34.736	10 -	<b>1:10.553</b>		<b>12:27:47.571</b>
5 -	1:14.712	+ 4.159	12:21:49.448	11 -	1:11.470	+ 0.917	12:28:59.041
6 -	1:12.273	+ 1.720	12:23:01.721	12 -	1:11.298	+ 0.745	12:30:10.339
<b>66</b>	<b>Mark HOBLE</b>		Morgan Plus 4				
1 -	1:24.169	+ 7.731	12:16:32.510	6 -	1:18.469	+ 2.031	12:23:06.941
2 -	1:22.091	+ 5.653	12:17:54.601	7 -	1:17.613	+ 1.175	12:24:24.554
3 -	1:19.382	+ 2.944	12:19:13.983	8 -	<b>1:16.438</b>		<b>12:25:40.992</b>
4 -	1:17.914	+ 1.476	12:20:31.897	9 -	1:16.683	+ 0.245	12:26:57.675
5 -	1:16.575	+ 0.137	12:21:48.472				
<b>67</b>	<b>Graham OAKINS</b>		Alfa Romeo Guilias Sprint				
1 -	1:31.488	+ 7.557	12:16:43.601	6 -	1:26.014	+ 2.083	12:23:51.154
2 -	1:24.908	+ 0.977	12:18:08.509	7 -	1:25.921	+ 1.990	12:25:17.075
3 -	1:26.257	+ 2.326	12:19:34.766	8 -	1:28.583	+ 4.652	12:26:45.658
4 -	1:25.296	+ 1.365	12:21:00.062	9 -	1:25.481	+ 1.550	12:28:11.139
5 -	1:25.078	+ 1.147	12:22:25.140	10 -	<b>1:23.931</b>		<b>12:29:35.070</b>
<b>71</b>	<b>Dick COFFEY</b>		Turner Mk1				
1 -	1:19.894	+ 5.040	12:16:05.392	7 -	1:15.291	+ 0.437	12:23:41.760
2 -	1:16.267	+ 1.413	12:17:21.659	8 -	1:15.777	+ 0.923	12:24:57.537
3 -	1:15.795	+ 0.941	12:18:37.454	9 -	1:17.522	+ 2.668	12:26:15.059
4 -	1:17.048	+ 2.194	12:19:54.502	10 -	1:16.597	+ 1.743	12:27:31.656
5 -	1:15.645	+ 0.791	12:21:10.147	11 -	1:15.702	+ 0.848	12:28:47.358
6 -	1:16.322	+ 1.468	12:22:26.469	12 -	<b>1:14.854</b>		<b>12:30:02.212</b>
<b>72</b>	<b>Jim GATHERCOLE</b>		MG Midget				
1 -	1:23.339	+ 3.403	12:16:36.386	2 -	<b>1:19.936</b>		<b>12:17:56.322</b>
<b>76</b>	<b>Tony HOWARD</b>		Morgan Plus 8				
1 -	1:16.848	+ 5.204	12:15:58.201	7 -	1:14.451	+ 2.807	12:23:17.922
2 -	1:13.450	+ 1.806	12:17:11.651	8 -	1:12.942	+ 1.298	12:24:30.864
3 -	1:12.705	+ 1.061	12:18:24.356	9 -	1:12.723	+ 1.079	12:25:43.587
4 -	1:12.967	+ 1.323	12:19:37.323	10 -	1:12.365	+ 0.721	12:26:55.952
5 -	1:13.751	+ 2.107	12:20:51.074	11 -	1:13.361	+ 1.717	12:28:09.313
6 -	1:12.397	+ 0.753	12:22:03.471	12 -	<b>1:11.644</b>		<b>12:29:20.957</b>
<b>78</b>	<b>Jonathon RUSHTON</b>		Morgan Plus 4				
1 -	1:24.237	+ 6.521	12:16:14.831	3 -	1:18.220	+ 0.504	12:18:50.767
2 -	<b>1:17.716</b>		<b>12:17:32.547</b>				
<b>79</b>	<b>Simon GARRAD</b>		TVR 400 Griffiths				
1 -	1:13.082	+ 4.260	12:15:49.173	6 -	1:10.121	+ 1.299	12:21:45.407
2 -	1:09.348	+ 0.526	12:16:58.521	7 -	1:09.138	+ 0.316	12:22:54.545
3 -	<b>1:08.822</b>		<b>12:18:07.343</b>	8 -	1:09.268	+ 0.446	12:24:03.813
4 -	1:14.408	+ 5.586	12:19:21.751	9 -	1:08.984	+ 0.162	12:25:12.797
5 -	1:13.535	+ 4.713	12:20:35.286				
<b>83</b>	<b>Daniel WOOD</b>		JWF Italia				
1 -	1:25.718	+ 6.693	12:16:39.800	7 -	1:21.909	+ 2.884	12:24:46.906
2 -	<b>1:19.025</b>		<b>12:17:58.825</b>	8 -	1:23.339	+ 4.314	12:26:10.245

Silverstone National  
Circuit Length = 1.6390 miles  
Start: 12:14 End: 12:30

# Historic Road Sports


## QUALIFYING RACE 9 - LAP ANALYSIS

3 -	1:21.176	+ 2.151	12:19:20.001	9 -	1:23.031	+ 4.006	12:27:33.276
4 -	1:22.593	+ 3.568	12:20:42.594	10 -	1:21.187	+ 2.162	12:28:54.463
5 -	1:20.194	+ 1.169	12:22:02.788	11 -	1:19.416	+ 0.391	12:30:13.879
6 -	1:22.209	+ 3.184	12:23:24.997				
<b>91</b>	<b>Richard OWEN</b>			<b>Triumph TR2</b>			
1 -	1:30.909	+ 12.414	12:16:32.053	7 -	1:23.185	+ 4.690	12:24:54.142
2 -	1:24.900	+ 6.405	12:17:56.953	8 -	1:20.873	+ 2.378	12:26:15.015
3 -	1:24.810	+ 6.315	12:19:21.763	9 -	1:21.563	+ 3.068	12:27:36.578
4 -	1:23.878	+ 5.383	12:20:45.641	10 -	1:21.549	+ 3.054	12:28:58.127
5 -	1:22.628	+ 4.133	12:22:08.269	11 -	<b>1:18.495</b>		<b>12:30:16.622</b>
6 -	1:22.688	+ 4.193	12:23:30.957				
<b>92</b>	<b>James PATERSON</b>			<b>Morgan Plus 8</b>			
1 -	1:13.719	+ 5.417	12:15:52.182	8 -	1:08.764	+ 0.462	12:24:05.752
2 -	1:10.404	+ 2.102	12:17:02.586	9 -	<b>1:08.302</b>		<b>12:25:14.054</b>
3 -	1:08.640	+ 0.338	12:18:11.226	10 -	1:09.673	+ 1.371	12:26:23.727
4 -	1:11.036	+ 2.734	12:19:22.262	11 -	1:10.355	+ 2.053	12:27:34.082
5 -	1:13.405	+ 5.103	12:20:35.667	12 -	1:08.769	+ 0.467	12:28:42.851
6 -	1:11.899	+ 3.597	12:21:47.566	13 -	1:08.372	+ 0.070	12:29:51.223
7 -	1:09.422	+ 1.120	12:22:56.988				
<b>95</b>	<b>Suzanne SEARS</b>			<b>MGB</b>			
1 -	1:25.394	+ 4.339	12:16:18.684	7 -	1:21.624	+ 0.569	12:24:35.930
2 -	1:22.881	+ 1.826	12:17:41.565	8 -	<b>1:21.055</b>		<b>12:25:56.985</b>
3 -	1:23.694	+ 2.639	12:19:05.259	9 -	1:21.141	+ 0.086	12:27:18.126
4 -	1:24.458	+ 3.403	12:20:29.717	10 -	1:21.851	+ 0.796	12:28:39.977
5 -	1:22.621	+ 1.566	12:21:52.338	11 -	1:23.876	+ 2.821	12:30:03.853
6 -	1:21.968	+ 0.913	12:23:14.306				

# Historic Road Sports

## RACE 9 - GRID - AMENDED

ROW 17	1:26.727 19 Chris GAWNE	12 James WISEMAN
ROW 16	1:23.931 67 Graham OAKINS	14 Paul GARSIDE
ROW 15	1:22.359 47 Clare SURTEES	30 Tim BURRETT
ROW 14	1:19.936 72 Jim GATHERCOLE	95 Suzanne SEARS
ROW 13	1:19.025 83 Daniel WOOD	34 Mark SHEARS
ROW 12	1:17.716 78 Jonathon RUSHTON	91 Richard OWEN
ROW 11	1:16.438 66 Mark HOBLE	21 Rebecca RUFF
ROW 10	1:15.306 15 Mike EAGLES	44 David KIRBY
ROW 9	1:14.999 31 James OWEN	42 Bob JORDAN
ROW 8	1:14.926 16 Oliver PHILLIPS	22 John FITZGERALD
ROW 7	1:14.725 17 Adam SIMMONDS	71 Dick COFFEY
ROW 6	1:13.003 54 Martin HALLIDAY	48 Barry ASHDOWN
ROW 5	1:12.636 28 Mark GARRITT	3 Martin EDRIDGE
ROW 4	1:11.644 76 Tony HOWARD	7 Brian ARCULUS
ROW 3	1:10.431 46 Paul TOOMS	65 Julian DODD
ROW 2	1:08.302 92 James PATERSON	79 Simon GARRAD
ROW 1	<b>Pole</b>	



Car 12 now included at back of grid

Silverstone National  
Circuit Length = 1.6390 miles

These results are provisional until the conclusion of any judicial and technical matters.

Clerk of Course :

Timekeeper :

# Historic Road Sports

## RACE 9 - CLASSIFICATION

POS	NO	CL	NAME	ENTRY	LAPS	TIME	GAP	DIFF	MPH	BEST	ON
1	79	G	Simon GARRAD	TVR 400 Griffiths	14	16:03.509			85.73	1:07.189	5
2	92	A	James PATERSON	Morgan Plus 8	14	16:05.974	2.465	2.465	85.51	1:07.329	14
3	46	C	Paul TOOMS	Lotus Elan S4	14	16:52.709	49.200	46.735	81.56	1:10.978	14
4	65	A	Julian DODD	TVR Griffith	14	16:53.066	49.557	0.357	81.53	1:10.919	12
5	76	A	Tony HOWARD	Morgan Plus 8	14	17:00.530	57.021	7.464	80.94	1:11.411	10
6	3	A	Martin EDRIDGE	Ford Mustang	14	17:07.916	1:04.407	7.386	80.36	1:11.735	14
7	54	C	Martin HALLIDAY	Lotus Seven S3	14	17:08.419	1:04.910	0.503	80.32	1:10.660	13
8	16	A	Oliver PHILLIPS	Morgan Plus 8	14	17:08.537	1:05.028	0.118	80.31	1:10.735	12
9	7	G	Brian ARCULUS	Triumph TR3	14	17:16.951	1:13.442	8.414	79.66	1:12.184	8
10	28	G	Mark GARRITT	TVR 400 Griffiths	14	17:17.342	1:13.833	0.391	79.63	1:11.488	12
11	48	C	Barry ASHDOWN	Lotus Elan	13	16:17.601	1 lap	1 lap	78.46	1:13.515	6
12	17	A	Adam SIMMONDS	Ford Mustang	13	16:32.117	1 lap	14.516	77.31	1:13.583	7
13	31	B	James OWEN	Triumph TR5	13	16:35.722	1 lap	3.605	77.03	1:14.610	11
14	71	E	Dick COFFEY	Turner Mk1	13	16:41.100	1 lap	5.378	76.62	1:15.169	13
15	44	B	David KIRBY	Triumph TR6	13	16:47.857	1 lap	6.757	76.10	1:16.064	6
16	21	D	Rebecca RUFF	Porsche 911	13	16:51.448	1 lap	3.591	75.83	1:15.720	10
17	66	B	Mark HOBLE	Morgan Plus 4	13	16:55.372	1 lap	3.924	75.54	1:16.170	12
18	22	F	John FITZGERALD	Turner Mk2	13	16:58.181	1 lap	2.809	75.33	1:16.513	13
19	72	E	Jim GATHERCOLE	MG Midget	13	17:04.390	1 lap	6.209	74.87	1:16.498	4
20	83	F	Daniel WOOD	JWF Italia	12	16:21.181	2 laps	1 lap	72.16	1:19.404	9
21	91	G	Richard OWEN	Triumph TR2	12	16:21.994	2 laps	0.813	72.10	1:18.892	7
22	30	F	Tim BURRETT	Lancia Aurelia B20	12	16:48.414	2 laps	26.420	70.21	1:21.388	4
23	95	INV	Suzanne SEARS	MGB	12	16:50.043	2 laps	1.629	70.10	1:20.388	6
24	47	G	Clare SURTEES	MGB	12	17:01.644	2 laps	11.601	69.30	1:21.634	4
25	67	D	Graham OAKINS	Alfa Romeo Guilia Sprint	12	17:14.765	2 laps	13.121	68.42	1:23.625	4
26	19	F	Chris GAWNE	Lancia Aurelia B20 GT	12	17:30.979	2 laps	16.214	67.36	1:24.836	4
27	14	E	Paul GARSIDE	Lotus Elite	11	16:34.847	3 laps	1 lap	65.24	1:25.061	10

### NOT CLASSIFIED

DNF	42	C	Bob JORDAN	Lotus Elan	8	11:49.098	6 laps	3 laps	66.56	1:14.204	3
DNF	12	F	James WISEMAN	Alfa Romeo Giulietta SZ	9	13:04.115	5 laps	0.000	67.72	1:21.931	4
DNF	15	B	Mike EAGLES	Milano GT Mk1	7	9:43.487	7 laps	2 laps	70.78	1:14.334	3
DNF	34	B	Mark SHEARS	Morgan Plus 4	5	7:21.102	9 laps	2 laps	66.88	1:20.077	4

### FASTEST LAP

92	A	James PATERSON	Morgan Plus 8	14	1:07.329	87.63 mph	141.03 kph
79	G	Simon GARRAD	TVR 400 Griffiths	5	1:07.189	87.81 mph	141.32 kph
22	F	John FITZGERALD	Turner Mk2	13	1:16.513	77.11 mph	124.10 kph
71	E	Dick COFFEY	Turner Mk1	13	1:15.169	78.49 mph	126.32 kph
15	B	Mike EAGLES	Milano GT Mk1	3	1:14.334	79.37 mph	127.74 kph
21	D	Rebecca RUFF	Porsche 911	10	1:15.720	77.92 mph	125.40 kph
54	C	Martin HALLIDAY	Lotus Seven S3	13	1:10.660	83.50 mph	134.38 kph
95	INV	Suzanne SEARS	MGB	6	1:20.388	73.39 mph	118.12 kph

Silverstone National  
Circuit Length = 1.6390 miles  
Start: 17:07 End: 17:25

These results are provisional until the conclusion of any judicial and technical matters.

Clerk of Course :	Timekeeper :
-------------------	--------------



# Historic Road Sports

## RACE 9 - LAP CHART

Lap 1			Lap 2			Lap 3			Lap 4			Lap 5		
No	Behind	Laptime	No	Behind	Laptime	No	Behind	Laptime	No	Behind	Laptime	No	Behind	Laptime
79		1:17.841	79		1:09.283	92		1:09.180	79		1:07.534	79		1:07.189
92	0.340	1:18.181	92	0.055	1:08.998	79	0.466	1:09.701	92	0.369	1:08.369	92	0.857	1:07.677
65	2.907	1:20.748	65	5.828	1:12.204	65	8.621	1:12.028	65	12.465	1:11.844	67	1 LAP	1:23.625
46	3.218	1:21.059	46	6.420	1:12.485	46	9.366	1:12.181	46	13.317	1:11.951	19	1 LAP	1:24.836
76	5.092	1:22.933	76	8.613	1:12.804	76	11.818	1:12.440	76	15.390	1:11.572	65	17.361	1:12.085
3	5.409	1:23.250	3	8.933	1:12.807	3	12.606	1:12.908	3	16.996	1:12.390	46	18.062	1:11.934
7	5.784	1:23.625	28	10.035	1:12.519	28	13.469	1:12.669	28	18.377	1:12.908	76	20.343	1:12.142
54	6.024	1:23.865	54	10.210	1:13.469	54	13.645	1:12.670	54	18.521	1:12.876	3	24.802	1:14.995
28	6.799	1:24.640	7	10.639	1:14.138	7	14.257	1:12.853	7	19.510	1:13.253	54	26.018	1:14.686
16	7.042	1:24.883	16	11.185	1:13.426	16	14.487	1:12.537	16	19.710	1:13.223	16	26.147	1:13.626
48	8.415	1:26.256	48	14.017	1:14.885	48	19.048	1:14.266	48	24.828	1:13.780	28	26.670	1:15.482
15	8.731	1:26.572	15	14.342	1:14.894	15	19.441	1:14.334	15	26.675	1:15.234	7	26.992	1:14.671
42	9.724	1:27.565	42	15.013	1:14.572	42	19.982	1:14.204	42	27.416	1:15.434	48	32.452	1:14.813
17	11.253	1:29.094	17	17.232	1:15.262	17	22.686	1:14.689	17	29.627	1:14.941	42	35.935	1:15.708
71	11.393	1:29.234	31	18.551	1:15.535	31	24.813	1:15.497	31	32.429	1:15.616	17	37.853	1:15.415
44	12.128	1:29.969	44	19.695	1:16.850	44	26.685	1:16.225	71	35.499	1:16.545	14	1 LAP	1:54.959
31	12.299	1:30.140	71	19.963	1:17.853	71	26.954	1:16.226	44	35.645	1:16.960	15	40.204	1:20.718
66	13.667	1:31.508	66	21.881	1:17.497	66	29.968	1:17.322	66	38.906	1:16.938	31	40.965	1:15.725
21	14.329	1:32.170	21	22.199	1:17.153	21	30.593	1:17.629	72	39.751	1:16.498	71	44.239	1:15.929
22	14.995	1:32.836	72	23.180	1:17.291	72	31.253	1:17.308	21	39.990	1:17.397	44	44.995	1:16.539
72	15.172	1:33.013	22	24.036	1:18.324	22	31.811	1:17.010	22	40.349	1:16.538	66	48.533	1:16.816
83	18.855	1:36.696	34	29.942	1:20.139	34	41.862	1:21.155	34	53.939	1:20.077	72	49.069	1:16.507
34	19.086	1:36.927	83	31.927	1:22.355	83	43.902	1:21.210	83	55.476	1:19.574	21	49.603	1:16.802
91	19.601	1:37.442	91	32.747	1:22.429	91	44.819	1:21.307	91	56.940	1:20.121	22	50.250	1:17.090
30	20.988	1:38.829	30	33.481	1:21.776	30	46.820	1:22.574	30	1:00.208	1:21.388	83	1:07.927	1:19.640
47	21.467	1:39.308	47	34.472	1:22.288	47	47.587	1:22.350	47	1:01.221	1:21.634			
12	21.765	1:39.606	12	34.926	1:22.444	12	48.263	1:22.572	12	1:02.194	1:21.931			
67	23.528	1:41.369	67	38.166	1:23.921	95	52.238	1:22.791	95	1:05.137	1:20.899			
95	24.085	1:41.926	95	38.682	1:23.880	67	53.096	1:24.165						
19	25.889	1:43.730	19	42.476	1:25.870	19	58.309	1:25.068						
14	26.418	1:44.259	14	42.977	1:25.842	14	58.903	1:25.161						

Silverstone National  
 Circuit Length = 1.6390 miles  
 Start: 17:07 End: 17:25

# Historic Road Sports

## RACE 9 - LAP CHART

Lap 6			Lap 7			Lap 8			Lap 9			Lap 10		
No	Behind	Laptime	No	Behind	Laptime	No	Behind	Laptime	No	Behind	Laptime	No	Behind	Laptime
79		1:08.286	79		1:07.621	79		1:08.328	79		1:08.668	79		1:08.178
92	3.187	1:10.616	92	4.128	1:08.562	92	3.658	1:07.858	44	1 LAP	1:16.316	67	2 LAPS	1:25.189
91	1 LAP	1:21.859	83	1 LAP	1:20.812	14	2 LAPS	1:28.238	92	2.715	1:07.725	92	2.274	1:07.737
30	1 LAP	1:22.514	91	1 LAP	1:19.677	83	1 LAP	1:20.692	21	1 LAP	1:16.592	31	1 LAP	1:16.786
47	1 LAP	1:22.358	30	1 LAP	1:22.271	91	1 LAP	1:18.892	72	1 LAP	1:16.678	71	1 LAP	1:15.608
12	1 LAP	1:22.163	47	1 LAP	1:22.294	65	27.519	1:11.661	66	1 LAP	1:17.386	44	1 LAP	1:16.749
95	1 LAP	1:21.666	12	1 LAP	1:22.197	15	1 LAP	1:46.713 P	22	1 LAP	1:17.011	19	2 LAPS	1:26.903
67	1 LAP	1:24.524	95	1 LAP	1:20.388	46	28.296	1:12.136	14	2 LAPS	1:25.776	21	1 LAP	1:16.348
65	20.036	1:10.961	65	24.186	1:11.771	76	31.906	1:12.630	65	30.955	1:12.104	72	1 LAP	1:16.674
46	20.936	1:11.160	46	24.488	1:11.173	30	1 LAP	1:22.174	46	31.328	1:11.700	66	1 LAP	1:16.772
34	1 LAP	1:42.804 P	76	27.604	1:11.477	47	1 LAP	1:21.996	76	35.940	1:12.702	42	2 LAPS	2:50.590
76	23.748	1:11.691	54	34.479	1:12.118	95	1 LAP	1:22.229	83	1 LAP	1:20.852	22	1 LAP	1:16.942
19	1 LAP	1:25.939	67	1 LAP	1:24.452	3	38.304	1:11.910	91	1 LAP	1:20.886	65	34.344	1:11.567
3	29.383	1:12.867	3	34.722	1:12.960	54	38.938	1:12.787	3	41.873	1:12.237	46	34.786	1:11.636
54	29.982	1:12.250	28	36.254	1:12.527	12	1 LAP	1:24.476	54	44.469	1:14.199	76	39.173	1:11.411
28	31.348	1:12.964	16	36.416	1:12.466	28	40.178	1:12.252	16	44.645	1:12.900	14	2 LAPS	1:25.920
16	31.571	1:13.710	7	37.171	1:12.767	16	40.413	1:12.325	28	44.708	1:13.198	3	45.901	1:12.206
7	32.025	1:13.319	19	1 LAP	1:25.974	7	41.027	1:12.184	7	45.566	1:13.207	83	1 LAP	1:19.404
48	37.681	1:13.515	48	44.203	1:14.143	48	50.317	1:14.442	30	1 LAP	1:22.275	16	49.267	1:12.800
42	42.849	1:15.200	17	50.153	1:13.583	67	1 LAP	1:26.118	12	1 LAP	1:25.776	91	1 LAP	1:19.662
17	44.191	1:14.624	42	51.053	1:15.825	17	56.419	1:14.594	48	57.240	1:15.591	54	49.717	1:13.426
31	48.440	1:15.761	31	56.035	1:15.216	19	1 LAP	1:25.821	95	1 LAP	1:29.095	7	50.168	1:12.780
71	52.150	1:16.197	71	1:00.513	1:15.984	31	1:02.829	1:15.122	17	1:03.419	1:15.668	28	51.421	1:14.891
44	52.773	1:16.064	44	1:01.406	1:16.254	71	1:07.835	1:15.650	47	1 LAP	1:38.085	48	1:02.940	1:13.878
15	56.940	1:25.022	21	1:06.584	1:16.570							30	1 LAP	1:23.068
66	57.264	1:17.017	66	1:07.360	1:17.717									
14	1 LAP	1:27.121	72	1:07.605	1:17.133									
21	57.635	1:16.318	22	1:08.310	1:17.326									
72	58.093	1:17.310												
22	58.605	1:16.641												

Silverstone National  
 Circuit Length = 1.6390 miles  
 Start: 17:07 End: 17:25

# Historic Road Sports

## RACE 9 - LAP CHART

Lap 11			Lap 12			Lap 13			Lap 14		
No	Behind	Laptime	No	Behind	Laptime	No	Behind	Laptime	No	Behind	Laptime
79		1:08.302	79		1:07.936	79		1:07.367	79		1:07.275
92	1.705	1:07.733	48	1 LAP	1:14.043	92	2.411	1:08.468	92	2.465	1:07.329
17	1 LAP	1:16.316	92	1.310	1:07.541	83	2 LAPS	1:19.673	48	1 LAP	1:14.056
95	2 LAPS	1:22.164	17	1 LAP	1:14.980	91	2 LAPS	1:19.039	83	2 LAPS	1:19.459
31	1 LAP	1:15.674	30	2 LAPS	1:23.348	48	1 LAP	1:13.933	91	2 LAPS	1:19.546
47	2 LAPS	1:22.552	31	1 LAP	1:14.610	14	3 LAPS	1:25.061	17	1 LAP	1:16.328
71	1 LAP	1:15.478	95	2 LAPS	1:21.755	17	1 LAP	1:16.623	14	3 LAPS	1:25.513
44	1 LAP	1:16.314	71	1 LAP	1:15.560	31	1 LAP	1:15.061	31	1 LAP	1:14.979
67	2 LAPS	1:25.937	44	1 LAP	1:16.428	30	2 LAPS	1:24.123	71	1 LAP	1:15.169
21	1 LAP	1:15.720	47	2 LAPS	1:23.621	71	1 LAP	1:15.667	44	1 LAP	1:16.487
12	2 LAPS	1:42.950	21	1 LAP	1:16.102	95	2 LAPS	1:21.666	30	2 LAPS	1:24.074
66	1 LAP	1:16.602	66	1 LAP	1:16.583	44	1 LAP	1:16.702	95	2 LAPS	1:21.584
72	1 LAP	1:17.390	72	1 LAP	1:17.277	21	1 LAP	1:16.519	21	1 LAP	1:16.128
22	1 LAP	1:16.623	22	1 LAP	1:17.277	66	1 LAP	1:16.170	46	49.200	1:10.978
19	2 LAPS	1:26.336	67	2 LAPS	1:24.578	47	2 LAPS	1:22.536	65	49.557	1:11.083
65	37.123	1:11.081	65	40.106	1:10.919	22	1 LAP	1:18.050	66	1 LAP	1:17.044
46	37.499	1:11.015	46	40.921	1:11.358	46	45.497	1:11.943	22	1 LAP	1:16.513
76	42.359	1:11.488	76	45.965	1:11.542	65	45.749	1:13.010	76	57.021	1:13.012
3	49.905	1:12.306	19	2 LAPS	1:26.012	76	51.284	1:12.686	47	2 LAPS	1:22.622
16	52.112	1:11.147	3	54.421	1:12.452	72	1 LAP	1:24.561	72	1 LAP	1:16.750
54	53.925	1:12.510	16	54.911	1:10.735	67	2 LAPS	1:25.376	3	1:04.407	1:11.735
7	55.451	1:13.585	54	57.259	1:11.270	3	59.947	1:12.893	54	1:04.910	1:11.633
28	56.301	1:13.182	28	59.853	1:11.488	16	1:00.246	1:12.702	16	1:05.028	1:12.057
83	1 LAP	1:20.814	7	1:00.628	1:13.113	54	1:00.552	1:10.660	67	2 LAPS	1:25.511
91	1 LAP	1:21.134				28	1:06.950	1:14.464	7	1:13.442	1:13.611
14	2 LAPS	1:26.997				19	2 LAPS	1:26.825	28	1:13.833	1:14.158
						7	1:07.106	1:13.845	19	2 LAPS	1:27.665