



HSCC Silverstone "Finals"

Silverstone National Circuit

20th October 2007



Results Provided by MST Sports Timing Ltd
www.msttiming.com

"School Garage" Historic Road Sports

QUALIFYING - Race 1 - CLASSIFICATION

POS	NO	CL	NAME	ENTRY	TIME	ON	LAPS	GAP	DIFF	MPH
1	92	A	James PATERSON	Morgan Plus 8	1:08.582	5	12			86.03
2	1	C	Dave RANDALL	Ginetta G4	1:08.615	8	12	0.033	0.033	85.99
3	51	C	Peter SHAW	Lotus Elan	1:09.553	7	13	0.971	0.938	84.83
4	69	C	Andy SHEPHERD	Lotus Seven S2	1:10.109	12	12	1.527	0.556	84.15
5	36	C	Frazer GIBNEY	Lotus Elan S1	1:10.193	7	9	1.611	0.084	84.05
6	76	A	Tony HOWARD	Morgan Plus 8	1:10.352	5	12	1.770	0.159	83.86
7	46	C	Paul TOOMS	Lotus Elan S4	1:10.924	4	11	2.342	0.572	83.19
8	54	C	Martin HALLIDAY	Lotus Seven S3	1:11.474	10	12	2.892	0.550	82.55
9	50	A	Julian DODD	TVR Griffiths	1:12.274	10	11	3.692	0.800	81.63
10	32	E	Josh SADLER	Ginetta G4	1:12.398	7	12	3.816	0.124	81.49
11	7	B	Brian ARCULUS	Triumph TR3A	1:12.631	7	7	4.049	0.233	81.23
12	25	C	Jim GRANT	Lotus Elan	1:12.700	9	11	4.118	0.069	81.16
13	2	D	Robert BARRIE	Porsche 911	1:12.704	8	12	4.122	0.004	81.15
14	27	B	Chris BURBURY	Triumph TR5	1:14.292	5	12	5.710	1.588	79.42
15	71	E	Dick COFFEY	Turner Mk1	1:14.509	7	7	5.927	0.217	79.18
16	63	B	Colin SHARP	Triumph TR4A	1:15.068	8	11	6.486	0.559	78.60
17	66	B	Mark HOBLE	Morgan Plus 4	1:15.363	5	9	6.781	0.295	78.29
18	45	D	Matthew NEWMAN	Alfa Romeo GTV	1:15.540	11	11	6.958	0.177	78.10
19	72	E	Jim GATHERCOLE	MG Midget	1:15.540	3	4	6.958	0.000	78.10
20	44	B	David KIRBY	Triumph TR6	1:15.766	5	11	7.184	0.226	77.87
21	4	Inv	Dan COX	Marcos 1600GT	1:16.151	3	4	7.569	0.385	77.48
22	68	C	Oliver PHILLIPS	Lotus 7	1:16.514	7	11	7.932	0.363	77.11
23	21	D	Rebecca RUFF	Porsche 911S	1:17.155	9	11	8.573	0.641	76.47
24	61	C	Geoff SIZZEY	Turner Mk3	1:17.219	11	11	8.637	0.064	76.41
25	49	B	David REES	Turner Mk2	1:17.270	8	10	8.688	0.051	76.36
26	96	D	Dick GRAINGER	Porsche 911	1:18.288	8	11	9.706	1.018	75.36
27	60	D	Dickon PARNELL	Triumph GT6 Mk2	1:18.898	8	8	10.316	0.610	74.78
28	22	F	John FITZGERALD	Turner Mk2	1:19.083	6	6	10.501	0.185	74.60
29	26	D	Melvin FLOYD	Fiat 124 Sports Coupe	1:19.133	7	11	10.551	0.050	74.56
30	34	B	Mark SHEARS	Morgan Plus 4	1:19.325	7	11	10.743	0.192	74.38
31	98	Inv	Nick ASHMAN	MG TF	1:20.015	8	10	11.433	0.690	73.74
32	57	D	Simon KING	Morgan Plus 4	1:20.707	9	11	12.125	0.692	73.10
33	47	D	Peter TOGNOLA	Porsche 911	1:21.002	4	6	12.420	0.295	72.84
34	12	E	James WISEMAN	Alfa Romeo Giulietta SZ	1:21.728	8	11	13.146	0.726	72.19
35	88	B	Andrew SOMERVILLE	Triumph TR4	1:24.758	6	10	16.176	3.030	69.61
36	41	E	Daniel JORDAN	Fairthorpe Electron Minor	1:25.257	10	10	16.675	0.499	69.20
37	19	F	Chris GAWNE	Lancia Aurelia B20 GT	1:27.270	9	10	18.688	2.013	67.61
38	6	Inv	Patrice WATTINE	Fairthorpe	1:28.181	9	10	19.599	0.911	66.91

CARS 50, 60 AND 71 TRANSPONDERS NOT WORKING PLEASE FIX FOR RACE

Weather / Track : Cloudy/Dry

These results are provisional until the conclusion of any judicial and technical matters.

SilverstoneNat

Circuit Length = 1.6390 miles

Start: 09:00 End: 09:17

Clerk of Course :

Timekeeper :

"School Garage" Historic Road Sports
QUALIFYING - Race 1 - LAP ANALYSIS

1	Dave RANDALL		Ginetta G4				
1 -	1:21.943	+ 13.328	9:03:07.951	7 -	1:09.017	+ 0.402	9:10:19.721
2 -	1:14.790	+ 6.175	9:04:22.741	8 -	1:08.615		9:11:28.336
3 -	1:13.249	+ 4.634	9:05:35.990	9 -	1:09.078	+ 0.463	9:12:37.414
4 -	1:13.298	+ 4.683	9:06:49.288	10 -	1:09.274	+ 0.659	9:13:46.688
5 -	1:11.994	+ 3.379	9:08:01.282	11 -	1:09.542	+ 0.927	9:14:56.230
6 -	1:09.422	+ 0.807	9:09:10.704	12 -	1:11.570	+ 2.955	9:16:07.800
2	Robert BARRIE		Porsche 911				
1 -	1:21.240	+ 8.536	9:02:53.146	7 -	1:13.297	+ 0.593	9:10:23.965
2 -	1:16.906	+ 4.202	9:04:10.052	8 -	1:12.704		9:11:36.669
3 -	1:17.168	+ 4.464	9:05:27.220	9 -	1:13.465	+ 0.761	9:12:50.134
4 -	1:14.153	+ 1.449	9:06:41.373	10 -	1:14.066	+ 1.362	9:14:04.200
5 -	1:13.764	+ 1.060	9:07:55.137	11 -	1:13.266	+ 0.562	9:15:17.466
6 -	1:15.531	+ 2.827	9:09:10.668	12 -	1:14.572	+ 1.868	9:16:32.038
4	Dan COX		Marcos 1600GT				
1 -	1:19.888	+ 3.737	9:03:10.589	3 -	1:16.151		9:05:44.028
2 -	1:17.288	+ 1.137	9:04:27.877	4 -	1:17.830	+ 1.679	9:07:01.858
6	Patrice WATTINE		Fairthorpe				
1 -	1:32.659	+ 4.478	9:03:01.082	6 -	1:30.350	+ 2.169	9:10:28.659
2 -	1:28.656	+ 0.475	9:04:29.738	7 -	1:32.877	+ 4.696	9:12:01.536
3 -	1:28.689	+ 0.508	9:05:58.427	8 -	1:29.884	+ 1.703	9:13:31.420
4 -	1:28.780	+ 0.599	9:07:27.207	9 -	1:28.181		9:14:59.601
5 -	1:31.102	+ 2.921	9:08:58.309	10 -	1:28.244	+ 0.063	9:16:27.845
7	Brian ARCULUS		Triumph TR3A				
1 -	1:25.364	+ 12.733	9:03:00.647	5 -	1:13.635	+ 1.004	9:08:03.405
2 -	1:18.129	+ 5.498	9:04:18.776	6 -	1:13.819	+ 1.188	9:09:17.224
3 -	1:16.308	+ 3.677	9:05:35.084	7 -	1:12.631		9:10:29.855
4 -	1:14.686	+ 2.055	9:06:49.770				
12	James WISEMAN		Alfa Romeo Giulietta SZ				
1 -	1:28.061	+ 6.333	9:02:40.268	7 -	1:23.817	+ 2.089	9:11:01.942
2 -	1:25.057	+ 3.329	9:04:05.325	8 -	1:21.728		9:12:23.670
3 -	1:23.156	+ 1.428	9:05:28.481	9 -	1:22.783	+ 1.055	9:13:46.453
4 -	1:22.237	+ 0.509	9:06:50.718	10 -	1:22.288	+ 0.560	9:15:08.741
5 -	1:23.008	+ 1.280	9:08:13.726	11 -	1:21.946	+ 0.218	9:16:30.687
6 -	1:24.399	+ 2.671	9:09:38.125				
19	Chris GAWNE		Lancia Aurelia B20 GT				
1 -	1:33.825	+ 6.555	9:02:50.478	6 -	1:27.443	+ 0.173	9:10:14.050
2 -	1:32.430	+ 5.160	9:04:22.908	7 -	1:27.698	+ 0.428	9:11:41.748
3 -	1:27.851	+ 0.581	9:05:50.759	8 -	1:27.502	+ 0.232	9:13:09.250
4 -	1:27.524	+ 0.254	9:07:18.283	9 -	1:27.270		9:14:36.520
5 -	1:28.324	+ 1.054	9:08:46.607	10 -	1:31.709	+ 4.439	9:16:08.229
21	Rebecca RUFF		Porsche 911S				
1 -	1:29.157	+ 12.002	9:02:42.300	7 -	1:18.805	+ 1.650	9:10:41.427
2 -	1:22.510	+ 5.355	9:04:04.810	8 -	1:21.323	+ 4.168	9:12:02.750
3 -	1:19.859	+ 2.704	9:05:24.669	9 -	1:17.155		9:13:19.905
4 -	1:19.590	+ 2.435	9:06:44.259	10 -	1:17.203	+ 0.048	9:14:37.108
5 -	1:18.593	+ 1.438	9:08:02.852	11 -	1:17.530	+ 0.375	9:15:54.638
6 -	1:19.770	+ 2.615	9:09:22.622				
22	John FITZGERALD		Turner Mk2				
1 -	1:27.758	+ 8.675	9:02:56.996	4 -	1:19.399	+ 0.316	9:06:59.331
2 -	1:22.287	+ 3.204	9:04:19.283	5 -	1:20.563	+ 1.480	9:08:19.894
3 -	1:20.649	+ 1.566	9:05:39.932	6 -	1:19.083		9:09:38.977
25	Jim GRANT		Lotus Elan				
1 -	1:27.711	+ 15.011	9:03:24.508	7 -	1:12.708	+ 0.008	9:10:47.710

CARS 50, 60 AND 71 TRANSPONDERS NOT WORKING PLEASE FIX FOR RACE

SilverstoneNat
 Circuit Length = 1.6390 miles
 Start: 09:00 End: 09:17

"School Garage" Historic Road Sports
QUALIFYING - Race 1 - LAP ANALYSIS

2 -	1:14.407	+ 1.707	9:04:38.915	8 -	1:14.112	+ 1.412	9:12:01.822	
3 -	1:14.740	+ 2.040	9:05:53.655	9 -	1:12.700		9:13:14.522	
4 -	1:13.516	+ 0.816	9:07:07.171	10 -	1:15.152	+ 2.452	9:14:29.674	
5 -	1:14.846	+ 2.146	9:08:22.017	11 -	1:13.443	+ 0.743	9:15:43.117	
6 -	1:12.985	+ 0.285	9:09:35.002					
26	Melvin FLOYD		Fiat 124 Sports Coupe					
1 -	1:26.722	+ 7.589	9:02:47.343	7 -	1:19.133		9:10:52.174	
2 -	1:22.859	+ 3.726	9:04:10.202	8 -	1:19.344	+ 0.211	9:12:11.518	
3 -	1:20.685	+ 1.552	9:05:30.887	9 -	1:21.126	+ 1.993	9:13:32.644	
4 -	1:21.132	+ 1.999	9:06:52.019	10 -	1:20.567	+ 1.434	9:14:53.211	
5 -	1:21.559	+ 2.426	9:08:13.578	11 -	1:19.805	+ 0.672	9:16:13.016	
6 -	1:19.463	+ 0.330	9:09:33.041					
27	Chris BURBURY		Triumph TR5					
1 -	1:21.638	+ 7.346	9:02:29.442	7 -	1:14.568	+ 0.276	9:10:04.140	
2 -	1:15.695	+ 1.403	9:03:45.137	8 -	1:14.625	+ 0.333	9:11:18.765	
3 -	1:15.403	+ 1.111	9:05:00.540	9 -	1:14.302	+ 0.010	9:12:33.067	
4 -	1:14.527	+ 0.235	9:06:15.067	10 -	1:14.494	+ 0.202	9:13:47.561	
5 -	1:14.292		9:07:29.359	11 -	1:14.941	+ 0.649	9:15:02.502	
6 -	1:20.213	+ 5.921	9:08:49.572	12 -	1:15.136	+ 0.844	9:16:17.638	
32	Josh SADLER		Ginetta G4					
1 -	1:21.799	+ 9.401	9:02:19.978	7 -	1:12.398		9:09:49.043	
2 -	1:16.262	+ 3.864	9:03:36.240	8 -	1:12.637	+ 0.239	9:11:01.680	
3 -	1:15.391	+ 2.993	9:04:51.631	9 -	1:12.574	+ 0.176	9:12:14.254	
4 -	1:14.273	+ 1.875	9:06:05.904	10 -	1:15.275	+ 2.877	9:13:29.529	
5 -	1:13.274	+ 0.876	9:07:19.178	11 -	1:13.559	+ 1.161	9:14:43.088	
6 -	1:17.467	+ 5.069	9:08:36.645	12 -	1:13.151	+ 0.753	9:15:56.239	
34	Mark SHEARS		Morgan Plus 4					
1 -	1:27.334	+ 8.009	9:02:51.129	7 -	1:19.325		9:10:55.247	
2 -	1:22.241	+ 2.916	9:04:13.370	8 -	1:19.607	+ 0.282	9:12:14.854	
3 -	1:21.470	+ 2.145	9:05:34.840	9 -	1:20.121	+ 0.796	9:13:34.975	
4 -	1:20.102	+ 0.777	9:06:54.942	10 -	1:19.914	+ 0.589	9:14:54.889	
5 -	1:20.421	+ 1.096	9:08:15.363	11 -	1:19.965	+ 0.640	9:16:14.854	
6 -	1:20.559	+ 1.234	9:09:35.922					
36	Frazer GIBNEY		Lotus Elan S1					
1 -	1:16.243	+ 6.050	9:02:10.780	6 -	1:11.032	+ 0.839	9:08:08.003	
2 -	1:12.804	+ 2.611	9:03:23.584	7 -	1:10.193		9:09:18.196	
3 -	1:11.036	+ 0.843	9:04:34.620	8 -	1:10.539	+ 0.346	9:10:28.735	
4 -	1:10.648	+ 0.455	9:05:45.268	9 -	1:20.221	+ 10.028	9:11:48.956	
5 -	1:11.703	+ 1.510	9:06:56.971					
41	Daniel JORDAN		Fairthorpe Electron Minor					
1 -	1:35.073	+ 9.816	9:02:35.361	6 -	1:25.276	+ 0.019	9:09:51.276	
2 -	1:29.853	+ 4.596	9:04:05.214	7 -	1:26.142	+ 0.885	9:11:17.418	
3 -	1:27.704	+ 2.447	9:05:32.918	8 -	1:25.937	+ 0.680	9:12:43.355	
4 -	1:26.424	+ 1.167	9:06:59.342	9 -	1:26.818	+ 1.561	9:14:10.173	
5 -	1:26.658	+ 1.401	9:08:26.000	10 -	1:25.257		9:15:35.430	
44	David KIRBY		Triumph TR6					
1 -	1:25.734	+ 9.968	9:02:55.765	7 -	1:15.807	+ 0.041	9:10:36.918	
2 -	1:18.370	+ 2.604	9:04:14.135	8 -	1:17.516	+ 1.750	9:11:54.434	
3 -	1:17.287	+ 1.521	9:05:31.422	9 -	1:16.079	+ 0.313	9:13:10.513	
4 -	1:16.093	+ 0.327	9:06:47.515	10 -	1:19.173	+ 3.407	9:14:29.686	
5 -	1:15.766		9:08:03.281	11 -	1:17.175	+ 1.409	9:15:46.861	
6 -	1:17.830	+ 2.064	9:09:21.111					
45	Matthew NEWMAN		Alfa Romeo GTV					
1 -	1:21.384	+ 5.844	9:02:41.367	7 -	1:16.359	+ 0.819	9:10:20.248	
2 -	1:16.976	+ 1.436	9:03:58.343	8 -	1:15.876	+ 0.336	9:11:36.124	
3 -	1:16.287	+ 0.747	9:05:14.630	9 -	1:19.496	+ 3.956	9:12:55.620	

CARS 50, 60 AND 71 TRANSPONDERS NOT WORKING PLEASE FIX FOR RACE

SilverstoneNat
 Circuit Length = 1.6390 miles
 Start: 09:00 End: 09:17

"School Garage" Historic Road Sports
QUALIFYING - Race 1 - LAP ANALYSIS

4 -	1:15.810	+ 0.270	9:06:30.440	10 -	1:16.107	+ 0.567	9:14:11.727
5 -	1:16.861	+ 1.321	9:07:47.301	11 -	1:15.540		9:15:27.267
6 -	1:16.588	+ 1.048	9:09:03.889				
46	Paul TOOMS		Lotus Elan S4				
1 -	1:19.196	+ 8.272	9:02:21.802	7 -	1:11.571	+ 0.647	9:09:33.826
2 -	1:12.223	+ 1.299	9:03:34.025	8 -	1:11.225	+ 0.301	9:10:45.051
3 -	1:11.199	+ 0.275	9:04:45.224	9 -	1:12.312	+ 1.388	9:11:57.363
4 -	1:10.924		9:05:56.148	10 -	1:12.371	+ 1.447	9:13:09.734
5 -	1:11.187	+ 0.263	9:07:07.335	11 -	1:18.758	+ 7.834	9:14:28.492
6 -	1:14.920	+ 3.996	9:08:22.255				
47	Peter TOGNOLA		Porsche 911				
1 -	1:25.927	+ 4.925	9:02:58.573	4 -	1:21.002		9:07:04.887
2 -	1:23.877	+ 2.875	9:04:22.450	5 -	1:24.799	+ 3.797	9:08:29.686
3 -	1:21.435	+ 0.433	9:05:43.885	6 -	1:26.817	+ 5.815	9:09:56.503
49	David REES		Turner Mk2				
1 -	1:26.479	+ 9.209	9:03:00.279	6 -	1:17.933	+ 0.663	9:09:40.387
2 -	1:22.724	+ 5.454	9:04:23.003	7 -	1:18.536	+ 1.266	9:10:58.923
3 -	1:20.467	+ 3.197	9:05:43.470	8 -	1:17.270		9:12:16.193
4 -	1:20.011	+ 2.741	9:07:03.481	9 -	1:18.509	+ 1.239	9:13:34.702
5 -	1:18.973	+ 1.703	9:08:22.454	10 -	1:20.565	+ 3.295	9:14:55.267
50	Julian DODD		TVR Griffiths				
1 -	1:33.024	+ 20.750	9:03:25.590	7 -	1:14.250	+ 1.976	9:11:22.176
2 -	1:26.793	+ 14.519	9:04:52.383	8 -	1:14.735	+ 2.461	9:12:36.911
3 -	1:23.402	+ 11.128	9:06:15.785	9 -	1:14.960	+ 2.686	9:13:51.871
4 -	1:17.062	+ 4.788	9:07:32.847	10 -	1:12.274		9:15:04.145
5 -	1:19.782	+ 7.508	9:08:52.629	11 -	1:17.956	+ 5.682	9:16:22.101
6 -	1:15.297	+ 3.023	9:10:07.926				
51	Peter SHAW		Lotus Elan				
1 -	1:15.616	+ 6.063	9:02:10.439	8 -	1:13.389	+ 3.836	9:10:37.086
2 -	1:13.559	+ 4.006	9:03:23.998	9 -	1:11.727	+ 2.174	9:11:48.813
3 -	1:11.211	+ 1.658	9:04:35.209	10 -	1:13.213	+ 3.660	9:13:02.026
4 -	1:10.438	+ 0.885	9:05:45.647	11 -	1:12.241	+ 2.688	9:14:14.267
5 -	1:13.926	+ 4.373	9:06:59.573	12 -	1:10.251	+ 0.698	9:15:24.518
6 -	1:14.571	+ 5.018	9:08:14.144	13 -	1:10.941	+ 1.388	9:16:35.459
7 -	1:09.553		9:09:23.697				
54	Martin HALLIDAY		Lotus Seven S3				
1 -	1:19.482	+ 8.008	9:02:15.231	7 -	1:12.971	+ 1.497	9:09:38.124
2 -	1:14.225	+ 2.751	9:03:29.456	8 -	1:12.501	+ 1.027	9:10:50.625
3 -	1:14.643	+ 3.169	9:04:44.099	9 -	1:12.308	+ 0.834	9:12:02.933
4 -	1:12.605	+ 1.131	9:05:56.704	10 -	1:11.474		9:13:14.407
5 -	1:13.268	+ 1.794	9:07:09.972	11 -	1:15.562	+ 4.088	9:14:29.969
6 -	1:15.181	+ 3.707	9:08:25.153	12 -	1:14.491	+ 3.017	9:15:44.460
57	Simon KING		Morgan Plus 4				
1 -	1:25.770	+ 5.063	9:02:23.251	7 -	1:21.123	+ 0.416	9:10:31.134
2 -	1:21.384	+ 0.677	9:03:44.635	8 -	1:21.899	+ 1.192	9:11:53.033
3 -	1:20.772	+ 0.065	9:05:05.407	9 -	1:20.707		9:13:13.740
4 -	1:21.831	+ 1.124	9:06:27.238	10 -	1:22.826	+ 2.119	9:14:36.566
5 -	1:20.786	+ 0.079	9:07:48.024	11 -	2:01.273	+ 40.566	9:16:37.839
6 -	1:21.987	+ 1.280	9:09:10.011				
60	Dickon PARNELL		Triumph GT6 Mk2				
1 -	1:32.899	+ 14.001	9:03:14.652	5 -	1:24.609	+ 5.711	9:12:05.579
2 -	2:52.244	+ 1:33.346	9:06:06.896	6 -	1:21.377	+ 2.479	9:13:26.956
3 -	1:46.448	+ 27.550	9:07:53.344	7 -	1:22.909	+ 4.011	9:14:49.865
4 -	2:47.626	+ 1:28.728	9:10:40.970	8 -	1:18.898		9:16:08.763

CARS 50, 60 AND 71 TRANSPONDERS NOT WORKING PLEASE FIX FOR RACE

SilverstoneNat
 Circuit Length = 1.6390 miles
 Start: 09:00 End: 09:17

"School Garage" Historic Road Sports
QUALIFYING - Race 1 - LAP ANALYSIS

61	Geoff SIZZEY		Turner Mk3				
1 -	1:27.244	+ 10.025	9:02:26.350	7 -	1:19.341	+ 2.122	9:10:20.412
2 -	1:21.419	+ 4.200	9:03:47.769	8 -	1:18.009	+ 0.790	9:11:38.421
3 -	1:19.364	+ 2.145	9:05:07.133	9 -	1:18.052	+ 0.833	9:12:56.473
4 -	1:18.581	+ 1.362	9:06:25.714	10 -	1:18.785	+ 1.566	9:14:15.258
5 -	1:17.822	+ 0.603	9:07:43.536	11 -	1:17.219		9:15:32.477
6 -	1:17.535	+ 0.316	9:09:01.071				
63	Colin SHARP		Triumph TR4A				
1 -	1:25.172	+ 10.104	9:03:10.417	7 -	1:15.680	+ 0.612	9:10:57.751
2 -	1:18.519	+ 3.451	9:04:28.936	8 -	1:15.068		9:12:12.819
3 -	1:17.628	+ 2.560	9:05:46.564	9 -	1:17.475	+ 2.407	9:13:30.294
4 -	1:17.410	+ 2.342	9:07:03.974	10 -	1:17.059	+ 1.991	9:14:47.353
5 -	1:20.965	+ 5.897	9:08:24.939	11 -	1:16.722	+ 1.654	9:16:04.075
6 -	1:17.132	+ 2.064	9:09:42.071				
66	Mark HOBLE		Morgan Plus 4				
1 -	1:22.154	+ 6.791	9:02:26.141	6 -	1:17.927	+ 2.564	9:08:51.835
2 -	1:18.209	+ 2.846	9:03:44.350	7 -	1:17.553	+ 2.190	9:10:09.388
3 -	1:17.757	+ 2.394	9:05:02.107	8 -	1:17.624	+ 2.261	9:11:27.012
4 -	1:16.438	+ 1.075	9:06:18.545	9 -	1:15.797	+ 0.434	9:12:42.809
5 -	1:15.363		9:07:33.908				
68	Oliver PHILLIPS		Lotus 7				
1 -	1:26.873	+ 10.359	9:02:35.788	7 -	1:16.514		9:10:31.586
2 -	1:21.758	+ 5.244	9:03:57.546	8 -	1:16.971	+ 0.457	9:11:48.557
3 -	1:19.577	+ 3.063	9:05:17.123	9 -	1:20.899	+ 4.385	9:13:09.456
4 -	1:18.687	+ 2.173	9:06:35.810	10 -	1:17.241	+ 0.727	9:14:26.697
5 -	1:18.936	+ 2.422	9:07:54.746	11 -	1:18.484	+ 1.970	9:15:45.181
6 -	1:20.326	+ 3.812	9:09:15.072				
69	Andy SHEPHERD		Lotus Seven S2				
1 -	1:17.916	+ 7.807	9:02:32.871	7 -	1:11.074	+ 0.965	9:09:46.976
2 -	1:14.440	+ 4.331	9:03:47.311	8 -	1:10.891	+ 0.782	9:10:57.867
3 -	1:11.733	+ 1.624	9:04:59.044	9 -	1:12.412	+ 2.303	9:12:10.279
4 -	1:10.856	+ 0.747	9:06:09.900	10 -	1:11.846	+ 1.737	9:13:22.125
5 -	1:11.530	+ 1.421	9:07:21.430	11 -	1:12.827	+ 2.718	9:14:34.952
6 -	1:14.472	+ 4.363	9:08:35.902	12 -	1:10.109		9:15:45.061
71	Dick COFFEY		Turner Mk1				
1 -	2:38.770	+ 1:24.261	9:05:28.025	5 -	1:16.040	+ 1.531	9:13:03.592
2 -	1:15.770	+ 1.261	9:06:43.795	6 -	1:16.856	+ 2.347	9:14:20.448
3 -	3:46.894	+ 2:32.385	9:10:30.689	7 -	1:14.509		9:15:34.957
4 -	1:16.863	+ 2.354	9:11:47.552				
72	Jim GATHERCOLE		MG Midget				
1 -	1:22.831	+ 7.291	9:02:22.528	3 -	1:15.540		9:04:55.567
2 -	1:17.499	+ 1.959	9:03:40.027	4 -	1:16.330	+ 0.790	9:06:11.897
76	Tony HOWARD		Morgan Plus 8				
1 -	1:20.293	+ 9.941	9:02:22.563	7 -	1:11.269	+ 0.917	9:09:38.293
2 -	1:14.078	+ 3.726	9:03:36.641	8 -	1:12.568	+ 2.216	9:10:50.861
3 -	1:13.844	+ 3.492	9:04:50.485	9 -	1:12.298	+ 1.946	9:12:03.159
4 -	1:11.878	+ 1.526	9:06:02.363	10 -	1:11.869	+ 1.517	9:13:15.028
5 -	1:10.352		9:07:12.715	11 -	1:14.998	+ 4.646	9:14:30.026
6 -	1:14.309	+ 3.957	9:08:27.024	12 -	1:13.281	+ 2.929	9:15:43.307
88	Andrew SOMERVILLE		Triumph TR4				
1 -	1:26.306	+ 1.548	9:02:52.001	6 -	1:24.758		9:10:02.187
2 -	1:25.612	+ 0.854	9:04:17.613	7 -	1:25.455	+ 0.697	9:11:27.642
3 -	1:26.074	+ 1.316	9:05:43.687	8 -	1:29.508	+ 4.750	9:12:57.150
4 -	1:27.951	+ 3.193	9:07:11.638	9 -	1:28.372	+ 3.614	9:14:25.522
5 -	1:25.791	+ 1.033	9:08:37.429	10 -	1:27.690	+ 2.932	9:15:53.212

CARS 50, 60 AND 71 TRANSPONDERS NOT WORKING PLEASE FIX FOR RACE


SilverstoneNat
 Circuit Length = 1.6390 miles
 Start: 09:00 End: 09:17

**"School Garage" Historic Road Sports
QUALIFYING - Race 1 - LAP ANALYSIS**

92	James PATERSON		Morgan Plus 8				
1 -	1:20.508	+ 11.926	9:02:25.183	7 -	1:11.743	+ 3.161	9:09:35.465
2 -	1:11.856	+ 3.274	9:03:37.039	8 -	1:11.848	+ 3.266	9:10:47.313
3 -	1:13.794	+ 5.212	9:04:50.833	9 -	1:12.006	+ 3.424	9:11:59.319
4 -	1:11.338	+ 2.756	9:06:02.171	10 -	1:10.565	+ 1.983	9:13:09.884
5 -	1:08.582		9:07:10.753	11 -	1:13.823	+ 5.241	9:14:23.707
6 -	1:12.969	+ 4.387	9:08:23.722	12 -	1:09.037	+ 0.455	9:15:32.744
96	Dick GRAINGER		Porsche 911				
1 -	1:26.283	+ 7.995	9:02:57.264	7 -	1:19.257	+ 0.969	9:10:54.040
2 -	1:21.191	+ 2.903	9:04:18.455	8 -	1:18.288		9:12:12.328
3 -	1:20.773	+ 2.485	9:05:39.228	9 -	1:19.179	+ 0.891	9:13:31.507
4 -	1:18.625	+ 0.337	9:06:57.853	10 -	1:18.858	+ 0.570	9:14:50.365
5 -	1:18.539	+ 0.251	9:08:16.392	11 -	1:19.434	+ 1.146	9:16:09.799
6 -	1:18.391	+ 0.103	9:09:34.783				
98	Nick ASHMAN		MG TF				
1 -	1:33.613	+ 13.598	9:02:57.750	6 -	1:22.345	+ 2.330	9:10:06.230
2 -	1:28.174	+ 8.159	9:04:25.924	7 -	1:21.736	+ 1.721	9:11:27.966
3 -	1:25.629	+ 5.614	9:05:51.553	8 -	1:20.015		9:12:47.981
4 -	1:27.078	+ 7.063	9:07:18.631	9 -	1:20.932	+ 0.917	9:14:08.913
5 -	1:25.254	+ 5.239	9:08:43.885	10 -	1:20.448	+ 0.433	9:15:29.361

"School Garage" Historic Road Sports

Race 1 - GRID

ROW 19	1:27.270 19 Chris GAWNE	1:28.181 6 Patrice WATTINE
ROW 18	1:24.758 88 Andrew SOMERVILLE	1:25.257 41 Daniel JORDAN
ROW 17	1:21.002 47 Peter TOGNOLA	1:21.728 12 James WISEMAN
ROW 16	1:20.015 98 Nick ASHMAN	1:20.707 57 Simon KING
ROW 15	1:19.133 26 Melvin FLOYD	1:19.325 34 Mark SHEARS
ROW 14	1:18.898 60 Dickon PARNELL	1:19.083 22 John FITZGERALD
ROW 13	1:17.270 49 David REES	1:18.288 96 Dick GRAINGER
ROW 12	1:17.155 21 Rebecca RUFF	1:17.219 61 Geoff SIZZEY
ROW 11	1:16.151 4 Dan COX	1:16.514 68 Oliver PHILLIPS
ROW 10	1:15.540 72 Jim GATHERCOLE	1:15.766 44 David KIRBY
ROW 9	1:15.363 66 Mark HOBLE	1:15.540 45 Matthew NEWMAN
ROW 8	1:14.509 71 Dick COFFEY	1:15.068 63 Colin SHARP
ROW 7	1:12.704 2 Robert BARRIE	1:14.292 27 Chris BURBURY
ROW 6	1:12.631 7 Brian ARCULUS	1:12.700 25 Jim GRANT
ROW 5	1:12.274 50 Julian DODD	1:12.398 32 Josh SADLER
ROW 4	1:10.924 46 Paul TOOMS	1:11.474 54 Martin HALLIDAY
ROW 3	1:10.193 36 Frazer GIBNEY	1:10.352 76 Tony HOWARD
ROW 2	1:09.553 51 Peter SHAW	1:10.109 69 Andy SHEPHERD
ROW 1	1:08.582 92 James PATERSON	1:08.615 1 Dave RANDALL
Pole		
		

CARS 50, 60 AND 71 TRANSPONDERS NOT WORKING PLEASE FIX FOR RACE

SilverstoneNat
Circuit Length = 1.6390 miles

Weather / Track : Cloudy/Dry

These results are provisional until the conclusion of any judicial and technical matters.

Clerk of Course :	Timekeeper :
-------------------	--------------

"Grandstand Motorsports" Historic Formula Ford iaw Avon Tyres
QUALIFYING - Race 2 - CLASSIFICATION - Amended

POS	NO	CL	NAME	ENTRY	TIME	ON	LAPS	GAP	DIFF	MPH
1	95		Michael LYONS	Merlyn Mk11A	1:05.425	7	14			90.18
2	11		Westie MITCHELL	Merlyn Mk20	1:06.030	7	11	0.605	0.605	89.35
3	22		Lee DWYER	Lola T200	1:06.350	9	13	0.925	0.320	88.92
4	57		David WILD	Lola T200	1:06.400	10	13	0.975	0.050	88.86
5	2		Paul SLEEMAN	Jamun T2	1:06.491	8	13	1.066	0.091	88.73
6	30		Will SCHRYVER	Merlyn Mk20	1:06.644	7	14	1.219	0.153	88.53
7	77		Chris SHARPLES	Palliser WDF1	1:06.763	9	13	1.338	0.119	88.37
8	85		C LILLINGSTON-PRICE	Merlyn Mk11	1:07.072	7	13	1.647	0.309	87.97
9	47		Tony DEMPSTER	Lola T200	1:07.128	9	13	1.703	0.056	87.89
10	36		Andrew GARSIDE	Elden Mk8	1:07.150	10	13	1.725	0.022	87.86
11	86		George FOWLER	Macon MR8	1:07.447	13	13	2.022	0.297	87.48
12	54		Alex MEEK	Merlyn Mk20A	1:07.450	6	11	2.025	0.003	87.47
13	48		Crispin SCHLAEFLI	Macon MR8	1:07.520	13	14	2.095	0.070	87.38
14	9		Adam SYKES	Merlyn Mk11A	1:07.643	7	13	2.218	0.123	87.22
15	49		Clive FIDGEON	Lola T200	1:07.770	10	13	2.345	0.127	87.06
16	4		John SYKES	Merlyn Mk11A	1:07.773	10	13	2.348	0.003	87.06
17	27		Dick DIXON	Lotus 61	1:08.111	10	13	2.686	0.338	86.62
18	96		John HARRISON	Lola T200	1:08.137	8	12	2.712	0.026	86.59
19	97		Greg GILBERT	Alexis Mk15	1:08.154	13	13	2.729	0.017	86.57
20	7		Simon DIFFEY	Elden Mk8	1:08.166	4	4	2.741	0.012	86.55
21	8		Andrew MANSELL	Merlyn Mk11A	1:08.316	13	13	2.891	0.150	86.36
22	46		Mike BROMLEY	Merlyn Mk11A	1:08.467	12	13	3.042	0.151	86.17
23	66		Gregory THORNTON	Titan Mk4	1:08.495	13	13	3.070	0.028	86.14
24	23		Bob HOUGHTON	Merlyn Mk20A	1:08.677	13	13	3.252	0.182	85.91
25	39		Michael RICHINGS	Alexis Mk15	1:09.538	7	13	4.113	0.861	84.85
26	35		Anthony SMITH	Merlyn Mk11A	1:09.827	12	13	4.402	0.289	84.49
27	10		Stephen RUSSELL	Alexis Mk15	1:10.253	12	12	4.828	0.426	83.98
28	59		Terence TUMBER	Lola T200	1:10.499	8	12	5.074	0.246	83.69
29	99		Roger ARNOLD	Merlyn MK20	1:10.956	7	12	5.531	0.457	83.15
30	80		John BROWN	Merlyn Mk11A	1:11.040	13	13	5.615	0.084	83.05
31	31		Roy SIERGIEJEV	Merlyn Mk17	1:11.199	9	12	5.774	0.159	82.87
32	56		Alan FAIRBROTHER	Merlyn Mk20	1:11.229	8	12	5.804	0.030	82.83
33	89		Gary CRITCHER	Nike Mk4/6	1:11.921	9	12	6.496	0.692	82.03
34	14		Roy MACGREGOR	Hawke DL2B	1:12.531	12	12	7.106	0.610	81.34
35	28		Michael WALES	Merlyn Mk20	1:12.543	12	12	7.118	0.012	81.33

Weather / Track : Cloudy/Dry

These results are provisional until the conclusion of any judicial and technical matters.

SilverstoneNat
 Circuit Length = 1.6390 miles
 Start: 09:24 End: 09:41

Clerk of Course :	Timekeeper :
-------------------	--------------

"Grandstand Motorsports" Historic Formula Ford iaw Avon Tyres

QUALIFYING - Race 2 - LAP ANALYSIS

2	Paul SLEEMAN						Jamun T2	
1 -	1:14.555	+ 8.064	9:26:44.368	8 -	1:06.491		9:34:38.762	
2 -	1:09.932	+ 3.441	9:27:54.300	9 -	1:06.817	+ 0.326	9:35:45.579	
3 -	1:08.980	+ 2.489	9:29:03.280	10 -	1:07.279	+ 0.788	9:36:52.858	
4 -	1:07.855	+ 1.364	9:30:11.135	11 -	1:07.629	+ 1.138	9:38:00.487	
5 -	1:06.997	+ 0.506	9:31:18.132	12 -	1:09.484	+ 2.993	9:39:09.971	
6 -	1:06.970	+ 0.479	9:32:25.102	13 -	1:07.659	+ 1.168	9:40:17.630	
7 -	1:07.169	+ 0.678	9:33:32.271					
4	John SYKES						Merlyn Mk11A	
1 -	1:11.390	+ 3.617	9:26:21.921	8 -	1:11.753	+ 3.980	9:34:28.375	
2 -	1:10.044	+ 2.271	9:27:31.965	9 -	1:08.247	+ 0.474	9:35:36.622	
3 -	1:08.329	+ 0.556	9:28:40.294	10 -	1:07.773		9:36:44.395	
4 -	1:08.474	+ 0.701	9:29:48.768	11 -	1:08.714	+ 0.941	9:37:53.109	
5 -	1:09.296	+ 1.523	9:30:58.064	12 -	1:09.723	+ 1.950	9:39:02.832	
6 -	1:08.941	+ 1.168	9:32:07.005	13 -	1:08.972	+ 1.199	9:40:11.804	
7 -	1:09.617	+ 1.844	9:33:16.622					
7	Simon DIFFEY						Elden Mk8	
1 -	1:13.910	+ 5.744	9:26:45.277	3 -	1:08.679	+ 0.513	9:29:03.811	
2 -	1:09.855	+ 1.689	9:27:55.132	4 -	1:08.166		9:30:11.977	
8	Andrew MANSELL						Merlyn Mk11A	
1 -	1:17.851	+ 9.535	9:26:38.520	8 -	1:09.641	+ 1.325	9:34:51.869	
2 -	1:13.300	+ 4.984	9:27:51.820	9 -	1:08.846	+ 0.530	9:36:00.715	
3 -	1:09.445	+ 1.129	9:29:01.265	10 -	1:08.684	+ 0.368	9:37:09.399	
4 -	1:09.540	+ 1.224	9:30:10.805	11 -	1:08.909	+ 0.593	9:38:18.308	
5 -	1:09.429	+ 1.113	9:31:20.234	12 -	1:08.991	+ 0.675	9:39:27.299	
6 -	1:10.174	+ 1.858	9:32:30.408	13 -	1:08.316		9:40:35.615	
7 -	1:11.820	+ 3.504	9:33:42.228					
9	Adam SYKES						Merlyn Mk11A	
1 -	1:14.866	+ 7.223	9:26:26.136	8 -	1:09.100	+ 1.457	9:34:32.021	
2 -	1:12.302	+ 4.659	9:27:38.438	9 -	1:07.713	+ 0.070	9:35:39.734	
3 -	1:10.168	+ 2.525	9:28:48.606	10 -	1:07.781	+ 0.138	9:36:47.515	
4 -	1:09.375	+ 1.732	9:29:57.981	11 -	1:07.961	+ 0.318	9:37:55.476	
5 -	1:08.145	+ 0.502	9:31:06.126	12 -	1:08.426	+ 0.783	9:39:03.902	
6 -	1:09.152	+ 1.509	9:32:15.278	13 -	1:08.301	+ 0.658	9:40:12.203	
7 -	1:07.643		9:33:22.921					
10	Stephen RUSSELL						Alexis Mk15	
1 -	1:17.065	+ 6.812	9:26:45.725	7 -	1:10.848	+ 0.595	9:34:00.298	
2 -	1:14.084	+ 3.831	9:27:59.809	8 -	1:11.906	+ 1.653	9:35:12.204	
3 -	1:11.784	+ 1.531	9:29:11.593	9 -	1:10.876	+ 0.623	9:36:23.080	
4 -	1:12.742	+ 2.489	9:30:24.335	10 -	1:10.861	+ 0.608	9:37:33.941	
5 -	1:13.363	+ 3.110	9:31:37.698	11 -	1:14.365	+ 4.112	9:38:48.306	
6 -	1:11.752	+ 1.499	9:32:49.450	12 -	1:10.253		9:39:58.559	
11	Westie MITCHELL						Merlyn Mk20	
1 -	1:10.639	+ 4.609	9:26:18.952	7 -	1:06.030		9:33:01.816	
2 -	1:08.673	+ 2.643	9:27:27.625	8 -	1:06.305	+ 0.275	9:34:08.121	
3 -	1:07.278	+ 1.248	9:28:34.903	9 -	1:06.820	+ 0.790	9:35:14.941	
4 -	1:06.990	+ 0.960	9:29:41.893	10 -	1:06.587	+ 0.557	9:36:21.528	
5 -	1:07.047	+ 1.017	9:30:48.940	11 -	1:14.455	+ 8.425	9:37:35.983	
6 -	1:06.846	+ 0.816	9:31:55.786					
14	Roy MACGREGOR						Hawke DL2B	
1 -	1:17.604	+ 5.073	9:26:40.049	7 -	1:14.977	+ 2.446	9:34:06.934	
2 -	1:15.232	+ 2.701	9:27:55.281	8 -	1:12.739	+ 0.208	9:35:19.673	
3 -	1:14.335	+ 1.804	9:29:09.616	9 -	1:12.795	+ 0.264	9:36:32.468	
4 -	1:14.209	+ 1.678	9:30:23.825	10 -	1:12.591	+ 0.060	9:37:45.059	
5 -	1:15.135	+ 2.604	9:31:38.960	11 -	1:12.829	+ 0.298	9:38:57.888	
6 -	1:12.997	+ 0.466	9:32:51.957	12 -	1:12.531		9:40:10.419	

SilverstoneNat
Circuit Length = 1.6390 miles
Start: 09:24 End: 09:41

Weather / Track : Cloudy/Dry

"Grandstand Motorsports" Historic Formula Ford iaw Avon Tyres

QUALIFYING - Race 2 - LAP ANALYSIS

22	Lee DWYER		Lola T200				
1 -	1:12.580	+ 6.230	9:26:42.047	8 -	1:06.926	+ 0.576	9:34:36.175
2 -	1:10.414	+ 4.064	9:27:52.461	9 -	1:06.350		9:35:42.525
3 -	1:07.710	+ 1.360	9:29:00.171	10 -	1:06.472	+ 0.122	9:36:48.997
4 -	1:08.122	+ 1.772	9:30:08.293	11 -	1:16.965	+ 10.615	9:38:05.962
5 -	1:06.923	+ 0.573	9:31:15.216	12 -	1:07.096	+ 0.746	9:39:13.058
6 -	1:07.136	+ 0.786	9:32:22.352	13 -	1:06.631	+ 0.281	9:40:19.689
7 -	1:06.897	+ 0.547	9:33:29.249				
23	Bob HOUGHTON		Merlyn Mk20A				
1 -	1:16.742	+ 8.065	9:26:32.059	8 -	1:08.785	+ 0.108	9:34:48.457
2 -	1:14.007	+ 5.330	9:27:46.066	9 -	1:09.354	+ 0.677	9:35:57.811
3 -	1:11.027	+ 2.350	9:28:57.093	10 -	1:08.783	+ 0.106	9:37:06.594
4 -	1:12.296	+ 3.619	9:30:09.389	11 -	1:10.521	+ 1.844	9:38:17.115
5 -	1:10.491	+ 1.814	9:31:19.880	12 -	1:09.556	+ 0.879	9:39:26.671
6 -	1:09.810	+ 1.133	9:32:29.690	13 -	1:08.677		9:40:35.348
7 -	1:09.982	+ 1.305	9:33:39.672				
27	Dick DIXON		Lotus 61				
1 -	1:20.313	+ 12.202	9:26:47.836	8 -	1:08.734	+ 0.623	9:35:00.845
2 -	1:14.173	+ 6.062	9:28:02.009	9 -	1:09.224	+ 1.113	9:36:10.069
3 -	1:10.143	+ 2.032	9:29:12.152	10 -	1:08.111		9:37:18.180
4 -	1:11.032	+ 2.921	9:30:23.184	11 -	1:09.085	+ 0.974	9:38:27.265
5 -	1:08.820	+ 0.709	9:31:32.004	12 -	1:09.941	+ 1.830	9:39:37.206
6 -	1:09.630	+ 1.519	9:32:41.634	13 -	1:08.898	+ 0.787	9:40:46.104
7 -	1:10.477	+ 2.366	9:33:52.111				
28	Michael WALES		Merlyn Mk20				
1 -	1:19.037	+ 6.494	9:26:32.892	7 -	1:13.054	+ 0.511	9:33:58.179
2 -	1:17.335	+ 4.792	9:27:50.227	8 -	1:13.116	+ 0.573	9:35:11.295
3 -	1:13.094	+ 0.551	9:29:03.321	9 -	1:13.333	+ 0.790	9:36:24.628
4 -	1:15.410	+ 2.867	9:30:18.731	10 -	1:13.508	+ 0.965	9:37:38.136
5 -	1:13.215	+ 0.672	9:31:31.946	11 -	1:13.535	+ 0.992	9:38:51.671
6 -	1:13.179	+ 0.636	9:32:45.125	12 -	1:12.543		9:40:04.214
30	Will SCHRYVER		Merlyn Mk20				
1 -	1:11.090	+ 4.446	9:26:17.815	8 -	1:06.653	+ 0.009	9:34:07.963
2 -	1:08.885	+ 2.241	9:27:26.700	9 -	1:07.876	+ 1.232	9:35:15.839
3 -	1:07.151	+ 0.507	9:28:33.851	10 -	1:08.088	+ 1.444	9:36:23.927
4 -	1:06.987	+ 0.343	9:29:40.838	11 -	1:09.312	+ 2.668	9:37:33.239
5 -	1:06.784	+ 0.140	9:30:47.622	12 -	1:07.521	+ 0.877	9:38:40.760
6 -	1:07.044	+ 0.400	9:31:54.666	13 -	1:07.722	+ 1.078	9:39:48.482
7 -	1:06.644		9:33:01.310	14 -	1:07.606	+ 0.962	9:40:56.088
31	Roy SIERGIEJEV		Merlyn Mk17				
1 -	1:20.749	+ 9.550	9:26:45.403	7 -	1:12.608	+ 1.409	9:34:06.350
2 -	1:14.874	+ 3.675	9:28:00.277	8 -	1:11.234	+ 0.035	9:35:17.584
3 -	1:12.092	+ 0.893	9:29:12.369	9 -	1:11.199		9:36:28.783
4 -	1:11.422	+ 0.223	9:30:23.791	10 -	1:11.787	+ 0.588	9:37:40.570
5 -	1:17.804	+ 6.605	9:31:41.595	11 -	1:12.513	+ 1.314	9:38:53.083
6 -	1:12.147	+ 0.948	9:32:53.742	12 -	1:12.179	+ 0.980	9:40:05.262
35	Anthony SMITH		Merlyn Mk11A				
1 -	1:16.523	+ 6.696	9:26:40.281	8 -	1:10.807	+ 0.980	9:34:59.878
2 -	1:12.668	+ 2.841	9:27:52.949	9 -	1:10.315	+ 0.488	9:36:10.193
3 -	1:11.487	+ 1.660	9:29:04.436	10 -	1:11.277	+ 1.450	9:37:21.470
4 -	1:11.871	+ 2.044	9:30:16.307	11 -	1:12.660	+ 2.833	9:38:34.130
5 -	1:10.638	+ 0.811	9:31:26.945	12 -	1:09.827		9:39:43.957
6 -	1:11.409	+ 1.582	9:32:38.354	13 -	1:10.600	+ 0.773	9:40:54.557
7 -	1:10.717	+ 0.890	9:33:49.071				
36	Andrew GARSIDE		Elden Mk8				
1 -	1:14.221	+ 7.071	9:26:29.559	8 -	1:09.987	+ 2.837	9:34:30.717

SilverstoneNat
 Circuit Length = 1.6390 miles
 Start: 09:24 End: 09:41

Weather / Track : Cloudy/Dry

"Grandstand Motorsports" Historic Formula Ford iaw Avon Tyres

QUALIFYING - Race 2 - LAP ANALYSIS

2 -	1:10.581	+ 3.431	9:27:40.140	9 -	1:07.683	+ 0.533	9:35:38.400	
3 -	1:09.035	+ 1.885	9:28:49.175	10 -	1:07.150		9:36:45.550	
4 -	1:08.412	+ 1.262	9:29:57.587	11 -	1:09.471	+ 2.321	9:37:55.021	
5 -	1:08.054	+ 0.904	9:31:05.641	12 -	1:08.554	+ 1.404	9:39:03.575	
6 -	1:07.791	+ 0.641	9:32:13.432	13 -	1:11.693	+ 4.543	9:40:15.268	
7 -	1:07.298	+ 0.148	9:33:20.730					
39	Michael RICHINGS		Alexis Mk15					
1 -	1:16.981	+ 7.443	9:26:50.514	8 -	1:10.350	+ 0.812	9:35:09.166	
2 -	1:12.929	+ 3.391	9:28:03.443	9 -	1:10.447	+ 0.909	9:36:19.613	
3 -	1:11.084	+ 1.546	9:29:14.527	10 -	1:10.150	+ 0.612	9:37:29.763	
4 -	1:10.689	+ 1.151	9:30:25.216	11 -	1:10.631	+ 1.093	9:38:40.394	
5 -	1:12.907	+ 3.369	9:31:38.123	12 -	1:09.993	+ 0.455	9:39:50.387	
6 -	1:11.155	+ 1.617	9:32:49.278	13 -	1:09.639	+ 0.101	9:41:00.026	
7 -	1:09.538		9:33:58.816					
46	Mike BROMLEY		Merlyn Mk11A					
1 -	1:20.586	+ 12.119	9:26:44.472	8 -	1:09.744	+ 1.277	9:35:03.254	
2 -	1:13.642	+ 5.175	9:27:58.114	9 -	1:08.770	+ 0.303	9:36:12.024	
3 -	1:11.628	+ 3.161	9:29:09.742	10 -	1:09.819	+ 1.352	9:37:21.843	
4 -	1:12.807	+ 4.340	9:30:22.549	11 -	1:10.615	+ 2.148	9:38:32.458	
5 -	1:09.847	+ 1.380	9:31:32.396	12 -	1:08.467		9:39:40.925	
6 -	1:10.913	+ 2.446	9:32:43.309	13 -	1:08.691	+ 0.224	9:40:49.616	
7 -	1:10.201	+ 1.734	9:33:53.510					
47	Tony DEMPSTER		Lola T200					
1 -	1:15.369	+ 8.241	9:26:32.267	8 -	1:08.307	+ 1.179	9:34:31.792	
2 -	1:10.236	+ 3.108	9:27:42.503	9 -	1:07.128		9:35:38.920	
3 -	1:08.923	+ 1.795	9:28:51.426	10 -	1:07.146	+ 0.018	9:36:46.066	
4 -	1:08.562	+ 1.434	9:29:59.988	11 -	1:31.604	+ 24.476	9:38:17.670	
5 -	1:08.171	+ 1.043	9:31:08.159	12 -	1:11.581	+ 4.453	9:39:29.251	
6 -	1:07.652	+ 0.524	9:32:15.811	13 -	1:08.922	+ 1.794	9:40:38.173	
7 -	1:07.674	+ 0.546	9:33:23.485					
48	Crispin SCHLAEFLI		Macon MR8					
1 -	1:12.393	+ 4.873	9:26:18.045	8 -	1:07.894	+ 0.374	9:34:15.670	
2 -	1:10.340	+ 2.820	9:27:28.385	9 -	1:07.654	+ 0.134	9:35:23.324	
3 -	1:07.788	+ 0.268	9:28:36.173	10 -	1:08.067	+ 0.547	9:36:31.391	
4 -	1:07.799	+ 0.279	9:29:43.972	11 -	1:07.662	+ 0.142	9:37:39.053	
5 -	1:08.156	+ 0.636	9:30:52.128	12 -	1:08.729	+ 1.209	9:38:47.782	
6 -	1:07.904	+ 0.384	9:32:00.032	13 -	1:07.520		9:39:55.302	
7 -	1:07.744	+ 0.224	9:33:07.776	14 -	1:07.725	+ 0.205	9:41:03.027	
49	Clive FIDGEON		Lola T200					
1 -	1:16.281	+ 8.511	9:26:27.397	8 -	1:07.908	+ 0.138	9:34:32.879	
2 -	1:11.859	+ 4.089	9:27:39.256	9 -	1:07.945	+ 0.175	9:35:40.824	
3 -	1:10.737	+ 2.967	9:28:49.993	10 -	1:07.770		9:36:48.594	
4 -	1:09.064	+ 1.294	9:29:59.057	11 -	1:11.020	+ 3.250	9:37:59.614	
5 -	1:09.347	+ 1.577	9:31:08.404	12 -	1:10.356	+ 2.586	9:39:09.970	
6 -	1:08.417	+ 0.647	9:32:16.821	13 -	1:09.602	+ 1.832	9:40:19.572	
7 -	1:08.150	+ 0.380	9:33:24.971					
54	Alex MEEK		Merlyn Mk20A					
1 -	1:13.265	+ 5.815	9:26:19.950	7 -	1:07.775	+ 0.325	9:33:08.078	
2 -	1:09.319	+ 1.869	9:27:29.269	8 -	3:28.847	+ 2:21.397	9:36:36.925	
3 -	1:07.601	+ 0.151	9:28:36.870	9 -	1:07.737	+ 0.287	9:37:44.662	
4 -	1:08.289	+ 0.839	9:29:45.159	10 -	1:07.887	+ 0.437	9:38:52.549	
5 -	1:07.694	+ 0.244	9:30:52.853	11 -	1:09.893	+ 2.443	9:40:02.442	
6 -	1:07.450		9:32:00.303					
56	Alan FAIRBROTHER		Merlyn Mk20					
1 -	1:23.851	+ 12.622	9:26:42.949	7 -	1:11.378	+ 0.149	9:34:04.151	
2 -	1:15.828	+ 4.599	9:27:58.777	8 -	1:11.229		9:35:15.380	
3 -	1:13.210	+ 1.981	9:29:11.987	9 -	1:12.004	+ 0.775	9:36:27.384	

SilverstoneNat
Circuit Length = 1.6390 miles
Start: 09:24 End: 09:41

Weather / Track : Cloudy/Dry

"Grandstand Motorsports" Historic Formula Ford iaw Avon Tyres

QUALIFYING - Race 2 - LAP ANALYSIS

4 -	1:13.065	+ 1.836	9:30:25.052	10 -	1:12.051	+ 0.822	9:37:39.435
5 -	1:14.215	+ 2.986	9:31:39.267	11 -	1:12.968	+ 1.739	9:38:52.403
6 -	1:13.506	+ 2.277	9:32:52.773	12 -	1:12.456	+ 1.227	9:40:04.859
57	David WILD		Lola T200				
1 -	1:12.588	+ 6.188	9:26:29.563	8 -	1:06.572	+ 0.172	9:34:43.992
2 -	1:09.309	+ 2.909	9:27:38.872	9 -	1:06.433	+ 0.033	9:35:50.425
3 -	1:07.544	+ 1.144	9:28:46.416	10 -	1:06.400		9:36:56.825
4 -	1:29.374	+ 22.974	9:30:15.790	11 -	1:06.711	+ 0.311	9:38:03.536
5 -	1:07.127	+ 0.727	9:31:22.917	12 -	1:07.344	+ 0.944	9:39:10.880
6 -	1:07.172	+ 0.772	9:32:30.089	13 -	1:07.222	+ 0.822	9:40:18.102
7 -	1:07.331	+ 0.931	9:33:37.420				
59	Terence TUMBER		Lola T200				
1 -	1:18.535	+ 8.036	9:26:49.245	7 -	1:11.322	+ 0.823	9:34:05.369
2 -	1:15.735	+ 5.236	9:28:04.980	8 -	1:10.499		9:35:15.868
3 -	1:13.266	+ 2.767	9:29:18.246	9 -	1:11.943	+ 1.444	9:36:27.811
4 -	1:11.713	+ 1.214	9:30:29.959	10 -	1:12.438	+ 1.939	9:37:40.249
5 -	1:12.113	+ 1.614	9:31:42.072	11 -	1:12.430	+ 1.931	9:38:52.679
6 -	1:11.975	+ 1.476	9:32:54.047	12 -	1:13.105	+ 2.606	9:40:05.784
66	Gregory THORNTON		Titan Mk4				
1 -	1:15.866	+ 7.371	9:26:35.481	8 -	1:08.561	+ 0.066	9:34:46.198
2 -	1:14.440	+ 5.945	9:27:49.921	9 -	1:10.961	+ 2.466	9:35:57.159
3 -	1:10.147	+ 1.652	9:29:00.068	10 -	1:08.698	+ 0.203	9:37:05.857
4 -	1:09.690	+ 1.195	9:30:09.758	11 -	1:08.694	+ 0.199	9:38:14.551
5 -	1:09.102	+ 0.607	9:31:18.860	12 -	1:08.903	+ 0.408	9:39:23.454
6 -	1:09.003	+ 0.508	9:32:27.863	13 -	1:08.495		9:40:31.949
7 -	1:09.774	+ 1.279	9:33:37.637				
77	Chris SHARPLES		Palliser WDF1				
1 -	1:16.788	+ 10.025	9:26:46.173	8 -	1:07.026	+ 0.263	9:34:46.456
2 -	1:12.046	+ 5.283	9:27:58.219	9 -	1:06.763		9:35:53.219
3 -	1:08.474	+ 1.711	9:29:06.693	10 -	1:06.902	+ 0.139	9:37:00.121
4 -	1:08.291	+ 1.528	9:30:14.984	11 -	1:08.219	+ 1.456	9:38:08.340
5 -	1:07.951	+ 1.188	9:31:22.935	12 -	1:25.821	+ 19.058	9:39:34.161
6 -	1:07.615	+ 0.852	9:32:30.550	13 -	1:07.786	+ 1.023	9:40:41.947
7 -	1:08.880	+ 2.117	9:33:39.430				
80	John BROWN		Merlyn Mk11A				
1 -	1:17.431	+ 6.391	9:26:27.293	8 -	1:12.531	+ 1.491	9:34:54.558
2 -	1:14.176	+ 3.136	9:27:41.469	9 -	1:11.535	+ 0.495	9:36:06.093
3 -	1:12.212	+ 1.172	9:28:53.681	10 -	1:11.425	+ 0.385	9:37:17.518
4 -	1:12.782	+ 1.742	9:30:06.463	11 -	1:11.115	+ 0.075	9:38:28.633
5 -	1:11.527	+ 0.487	9:31:17.990	12 -	1:11.214	+ 0.174	9:39:39.847
6 -	1:11.619	+ 0.579	9:32:29.609	13 -	1:11.040		9:40:50.887
7 -	1:12.418	+ 1.378	9:33:42.027				
85	C LILLINGSTON-PRICE		Merlyn Mk11				
1 -	1:15.609	+ 8.537	9:26:34.814	8 -	1:07.475	+ 0.403	9:34:38.335
2 -	1:13.152	+ 6.080	9:27:47.966	9 -	1:07.465	+ 0.393	9:35:45.800
3 -	1:09.952	+ 2.880	9:28:57.918	10 -	1:07.908	+ 0.836	9:36:53.708
4 -	1:10.217	+ 3.145	9:30:08.135	11 -	1:07.523	+ 0.451	9:38:01.231
5 -	1:07.998	+ 0.926	9:31:16.133	12 -	1:09.335	+ 2.263	9:39:10.566
6 -	1:07.655	+ 0.583	9:32:23.788	13 -	1:07.875	+ 0.803	9:40:18.441
7 -	1:07.072		9:33:30.860				
86	George FOWLER		Macon MR8				
1 -	1:13.785	+ 6.338	9:26:20.133	8 -	1:08.512	+ 1.065	9:34:28.557
2 -	1:19.615	+ 12.168	9:27:39.748	9 -	1:07.623	+ 0.176	9:35:36.180
3 -	1:08.232	+ 0.785	9:28:47.980	10 -	1:07.771	+ 0.324	9:36:43.951
4 -	1:08.023	+ 0.576	9:29:56.003	11 -	1:09.803	+ 2.356	9:37:53.754
5 -	1:08.137	+ 0.690	9:31:04.140	12 -	1:07.684	+ 0.237	9:39:01.438
6 -	1:08.223	+ 0.776	9:32:12.363	13 -	1:07.447		9:40:08.885

SilverstoneNat
Circuit Length = 1.6390 miles
Start: 09:24 End: 09:41

Weather / Track : Cloudy/Dry

"Grandstand Motorsports" Historic Formula Ford iaw Avon Tyres

QUALIFYING - Race 2 - LAP ANALYSIS

7 -	1:07.682	+ 0.235	9:33:20.045				
89	Gary CRITCHER		Nike Mk4/6				
1 -	1:19.539	+ 7.618	9:26:35.591	7 -	1:13.023	+ 1.102	9:33:58.712
2 -	1:16.062	+ 4.141	9:27:51.653	8 -	1:13.260	+ 1.339	9:35:11.972
3 -	1:14.109	+ 2.188	9:29:05.762	9 -	1:11.921		9:36:23.893
4 -	1:13.841	+ 1.920	9:30:19.603	10 -	1:13.806	+ 1.885	9:37:37.699
5 -	1:13.761	+ 1.840	9:31:33.364	11 -	1:12.475	+ 0.554	9:38:50.174
6 -	1:12.325	+ 0.404	9:32:45.689	12 -	1:12.896	+ 0.975	9:40:03.070
95	Michael LYONS		Merlyn Mk11A				
1 -	1:09.211	+ 3.786	9:26:18.246	8 -	1:07.059	+ 1.634	9:34:02.147
2 -	1:08.171	+ 2.746	9:27:26.417	9 -	1:07.727	+ 2.302	9:35:09.874
3 -	1:06.207	+ 0.782	9:28:32.624	10 -	1:08.432	+ 3.007	9:36:18.306
4 -	1:05.785	+ 0.360	9:29:38.409	11 -	1:05.587	+ 0.162	9:37:23.893
5 -	1:05.532	+ 0.107	9:30:43.941	12 -	1:06.594	+ 1.169	9:38:30.487
6 -	1:05.722	+ 0.297	9:31:49.663	13 -	1:06.834	+ 1.409	9:39:37.321
7 -	1:05.425		9:32:55.088	14 -	1:06.035	+ 0.610	9:40:43.356
96	John HARRISON		Lola T200				
1 -	1:19.157	+ 11.020	9:26:46.682	7 -	1:19.460	+ 11.323	9:34:16.258
2 -	1:15.272	+ 7.135	9:28:01.954	8 -	1:08.137		9:35:24.395
3 -	1:13.503	+ 5.366	9:29:15.457	9 -	1:08.187	+ 0.050	9:36:32.582
4 -	1:13.966	+ 5.829	9:30:29.423	10 -	1:08.623	+ 0.486	9:37:41.205
5 -	1:14.442	+ 6.305	9:31:43.865	11 -	1:15.708	+ 7.571	9:38:56.913
6 -	1:12.933	+ 4.796	9:32:56.798	12 -	1:08.971	+ 0.834	9:40:05.884
97	Greg GILBERT		Alexis Mk15				
1 -	1:25.048	+ 16.894	9:26:45.121	8 -	1:10.661	+ 2.507	9:35:13.495
2 -	1:15.909	+ 7.755	9:28:01.030	9 -	1:11.779	+ 3.625	9:36:25.274
3 -	1:12.420	+ 4.266	9:29:13.450	10 -	1:11.301	+ 3.147	9:37:36.575
4 -	1:14.557	+ 6.403	9:30:28.007	11 -	1:09.954	+ 1.800	9:38:46.529
5 -	1:11.493	+ 3.339	9:31:39.500	12 -	1:09.320	+ 1.166	9:39:55.849
6 -	1:12.564	+ 4.410	9:32:52.064	13 -	1:08.154		9:41:04.003
7 -	1:10.770	+ 2.616	9:34:02.834				
99	Roger ARNOLD		Merlyn MK20				
1 -	1:19.184	+ 8.228	9:26:51.287	7 -	1:10.956		9:34:01.406
2 -	1:13.019	+ 2.063	9:28:04.306	8 -	1:11.230	+ 0.274	9:35:12.636
3 -	1:11.565	+ 0.609	9:29:15.871	9 -	1:12.201	+ 1.245	9:36:24.837
4 -	1:11.889	+ 0.933	9:30:27.760	10 -	1:13.772	+ 2.816	9:37:38.609
5 -	1:11.479	+ 0.523	9:31:39.239	11 -	1:13.447	+ 2.491	9:38:52.056
6 -	1:11.211	+ 0.255	9:32:50.450	12 -	1:13.051	+ 2.095	9:40:05.107

"Grandstand Motorsports" Historic Formula Ford iaw Avon Tyres

Race 2 - GRID - Amended

ROW		1:12.543	28	Michael WALES
18	14	1:12.531		
ROW		1:11.921	89	Gary CRITCHER
17	56	1:11.229		
ROW		1:11.199	31	Roy SIERGIEJEW
16	80	1:11.040		
ROW		1:10.956	99	Roger ARNOLD
15	59	1:10.499		
ROW		1:10.253	10	Stephen RUSSELL
14	35	1:09.827		
ROW		1:09.538	39	Michael RICHINGS
13	23	1:08.677		
ROW		1:08.495	66	Gregory THORNTON
12	46	1:08.467		
ROW		1:08.316	8	Andrew MANSELL
11	7	1:08.166		
ROW		1:08.154	97	Greg GILBERT
10	96	1:08.137		
ROW		1:08.111	27	Dick DIXON
9	4	1:07.773		
ROW		1:07.770	49	Clive FIDGEON
8	9	1:07.643		
ROW		1:07.520	48	Crispin SCHLAEFLI
7	54	1:07.450		
ROW		1:07.447	86	George FOWLER
6	36	1:07.150		
ROW		1:07.128	47	Tony DEMPSTER
5	85	1:07.072		
ROW		1:06.763	77	Chris SHARPLES
4	30	1:06.644		
ROW		1:06.491	2	Paul SLEEMAN
3	57	1:06.400		
ROW		1:06.350	22	Lee DWYER
2	11	1:06.030		
ROW		1:05.425	95	Michael LYONS
1				

Pole

SilverstoneNat
Circuit Length = 1.6390 miles

Clerk of Course :

Timekeeper :

"ByBox" Historic Racing Saloons
QUALIFYING - Race 3 - CLASSIFICATION

POS	NO	CL	NAME	ENTRY	TIME	ON	LAPS	GAP	DIFF	MPH
1	46	C	Dan COX	Ford Lotus Cortina	1:10.837	10	12			83.29
2	69	C	Bob BULLEN	Ford Anglia 105E	1:11.579	11	12	0.742	0.742	82.43
3	18	K1	Max ROSTRON	Ford Mustang	1:11.718	6	9	0.881	0.139	82.27
4	3	K1	Peter HALLFORD	Ford Mustang	1:11.719	6	12	0.882	0.001	82.27
5	13	K1	Nigel VAULKHARD	Ford Mustang	1:12.225	3	6	1.388	0.506	81.69
6	74	K1	Michael STEELE	Ford Galaxie	1:12.402	6	7	1.565	0.177	81.49
7	57	C	Jonathan GOMM	Ford Lotus Cortina	1:12.491	12	12	1.654	0.089	81.39
8	34	B	Louis BRACEY	Ford Lotus Cortina	1:12.538	12	12	1.701	0.047	81.34
9	52	C	Peter ERGIS	Ford Lotus Cortina	1:12.627	7	12	1.790	0.089	81.24
10	23	K1	Don SALVAGE	Ford Falcon	1:12.748	4	12	1.911	0.121	81.10
11	32	B	Mark GARRITT	Alfa Romeo Giulia Sprint GT	1:13.114	12	12	2.277	0.366	80.70
12	85	D	Roger GODFREY	Austin Mini Cooper S	1:13.625	5	12	2.788	0.511	80.14
13	49	C	Peter HORE	Ford Lotus Cortina	1:13.728	10	12	2.891	0.103	80.02
14	47	C	Rob KERKHOVEN	Ford Lotus Cortina	1:14.183	8	12	3.346	0.455	79.53
15	87	E	Simon BENOY	Hillman Imp	1:14.908	4	12	4.071	0.725	78.76
16	84	D	Roger PHILLIPS	Austin Mini Cooper	1:15.747	4	6	4.910	0.839	77.89
17	80	D	Michael SMITH	Morris Min Cooper S	1:16.046	10	12	5.209	0.299	77.58
18	93	E	Graham MARTIN	Singer Chamois	1:17.308	11	12	6.471	1.262	76.32
19	73	D	Daniel WARD	Austin Mini Cooper S	1:17.314	9	10	6.477	0.006	76.31
20	53	C	Andy YOOL	Ford Anglia 105E	1:17.946	2	11	7.109	0.632	75.69
21	96	E	Tim BROOK	Austin Mini Cooper	1:20.721	7	11	9.884	2.775	73.09
22	38	C	Steve SHUTTLEWORTH	Ford Lotus Cortina	1:20.928	2	9	10.091	0.207	72.90
23	91	E	Vince FROST	Hillman Imp	1:22.678	3	5	11.841	1.750	71.36
24	19	K2	Richard CROSS	Triumph 2000 Mk1	1:23.073	9	11	12.236	0.395	71.02
25	81	D	David DUNNELL	Morris Mini Cooper	1:29.906	4	6	19.069	6.833	65.62

CAR 23 TRANSPONDER NOT WORKING PLEASE FIX FOR RACE

Weather / Track : Cloudy/Dry

These results are provisional until the conclusion of any judicial and technical matters.

SilverstoneNat
 Circuit Length = 1.6390 miles
 Start: 09:47 End: 10:03

Clerk of Course :		Timekeeper :
-------------------	--	--------------

"ByBox" Historic Racing Saloons
QUALIFYING - Race 3 - LAP ANALYSIS

3	Peter HALLFORD		Ford Mustang				
1 -	1:16.004	+ 4.285	9:49:08.873	7 -	1:12.939	+ 1.220	9:56:25.449
2 -	1:13.388	+ 1.669	9:50:22.261	8 -	1:12.579	+ 0.860	9:57:38.028
3 -	1:13.707	+ 1.988	9:51:35.968	9 -	1:12.593	+ 0.874	9:58:50.621
4 -	1:12.885	+ 1.166	9:52:48.853	10 -	1:11.916	+ 0.197	10:00:02.537
5 -	1:11.938	+ 0.219	9:54:00.791	11 -	1:14.236	+ 2.517	10:01:16.773
6 -	1:11.719		9:55:12.510	12 -	1:43.602 P	+ 31.883	10:03:00.375
13	Nigel VAULKHARD		Ford Mustang				
1 -	1:15.989	+ 3.764	9:49:03.478	4 -	1:12.621	+ 0.396	9:52:40.845
2 -	1:12.521	+ 0.296	9:50:15.999	5 -	1:13.022	+ 0.797	9:53:53.867
3 -	1:12.225		9:51:28.224	6 -	1:12.354	+ 0.129	9:55:06.221
18	Max ROSTRON		Ford Mustang				
1 -	1:19.676	+ 7.958	9:49:08.684	6 -	1:11.718		9:55:19.453
2 -	1:15.343	+ 3.625	9:50:24.027	7 -	1:14.864	+ 3.146	9:56:34.317
3 -	1:12.559	+ 0.841	9:51:36.586	8 -	1:12.510	+ 0.792	9:57:46.827
4 -	1:18.650	+ 6.932	9:52:55.236	9 -	1:12.304	+ 0.586	9:58:59.131
5 -	1:12.499	+ 0.781	9:54:07.735				
19	Richard CROSS		Triumph 2000 Mk1				
1 -	1:29.198	+ 6.125	9:49:37.872	7 -	1:24.053	+ 0.980	9:58:05.014
2 -	1:24.195	+ 1.122	9:51:02.067	8 -	1:23.828	+ 0.755	9:59:28.842
3 -	1:25.260	+ 2.187	9:52:27.327	9 -	1:23.073		10:00:51.915
4 -	1:23.309	+ 0.236	9:53:50.636	10 -	1:23.624	+ 0.551	10:02:15.539
5 -	1:23.608	+ 0.535	9:55:14.244	11 -	1:23.586	+ 0.513	10:03:39.125
6 -	1:26.717	+ 3.644	9:56:40.961				
23	Don SALVAGE		Ford Falcon				
1 -	1:28.186	+ 15.438	9:49:41.570	7 -	1:13.933	+ 1.185	9:57:17.588
2 -	1:21.743	+ 8.995	9:51:03.313	8 -	1:13.252	+ 0.504	9:58:30.840
3 -	1:19.101	+ 6.353	9:52:22.414	9 -	1:13.437	+ 0.689	9:59:44.277
4 -	1:12.748		9:53:35.162	10 -	1:13.440	+ 0.692	10:00:57.717
5 -	1:14.285	+ 1.537	9:54:49.447	11 -	1:13.408	+ 0.660	10:02:11.125
6 -	1:14.208	+ 1.460	9:56:03.655	12 -	1:13.104	+ 0.356	10:03:24.229
32	Mark GARRITT		Alfa Romeo Giulia Sprint GT				
1 -	1:20.719	+ 7.605	9:49:20.836	7 -	1:13.596	+ 0.482	9:56:44.688
2 -	1:14.831	+ 1.717	9:50:35.667	8 -	1:13.965	+ 0.851	9:57:58.653
3 -	1:14.397	+ 1.283	9:51:50.064	9 -	1:13.503	+ 0.389	9:59:12.156
4 -	1:13.638	+ 0.524	9:53:03.702	10 -	1:14.464	+ 1.350	10:00:26.620
5 -	1:13.841	+ 0.727	9:54:17.543	11 -	1:13.771	+ 0.657	10:01:40.391
6 -	1:13.549	+ 0.435	9:55:31.092	12 -	1:13.114		10:02:53.505
34	Louis BRACEY		Ford Lotus Cortina				
1 -	1:20.975	+ 8.437	9:49:25.694	7 -	1:13.333	+ 0.795	9:56:49.694
2 -	1:15.535	+ 2.997	9:50:41.229	8 -	1:13.661	+ 1.123	9:58:03.355
3 -	1:13.339	+ 0.801	9:51:54.568	9 -	1:13.146	+ 0.608	9:59:16.501
4 -	1:13.697	+ 1.159	9:53:08.265	10 -	1:13.039	+ 0.501	10:00:29.540
5 -	1:14.421	+ 1.883	9:54:22.686	11 -	1:12.627	+ 0.089	10:01:42.167
6 -	1:13.675	+ 1.137	9:55:36.361	12 -	1:12.538		10:02:54.705
38	Steve SHUTTLEWORTH		Ford Lotus Cortina				
1 -	1:25.770	+ 4.842	9:49:23.891	6 -	1:24.769	+ 3.841	9:56:27.691
2 -	1:20.928		9:50:44.819	7 -	1:26.313	+ 5.385	9:57:54.004
3 -	1:26.142	+ 5.214	9:52:10.961	8 -	1:24.115	+ 3.187	9:59:18.119
4 -	1:25.387	+ 4.459	9:53:36.348	9 -	1:24.832	+ 3.904	10:00:42.951
5 -	1:26.574	+ 5.646	9:55:02.922				
46	Dan COX		Ford Lotus Cortina				
1 -	1:20.741	+ 9.904	9:49:22.403	7 -	1:13.624	+ 2.787	9:56:39.076
2 -	1:13.388	+ 2.551	9:50:35.791	8 -	1:11.836	+ 0.999	9:57:50.912
3 -	1:12.800	+ 1.963	9:51:48.591	9 -	1:11.292	+ 0.455	9:59:02.204

CAR 23 TRANSPONDER NOT WORKING PLEASE FIX FOR RACE

SilverstoneNat
 Circuit Length = 1.6390 miles
 Start: 09:47 End: 10:03

"ByBox" Historic Racing Saloons
QUALIFYING - Race 3 - LAP ANALYSIS

4 -	1:11.749	+ 0.912	9:53:00.340	10 -	1:10.837		10:00:13.041
5 -	1:13.427	+ 2.590	9:54:13.767	11 -	1:11.627	+ 0.790	10:01:24.668
6 -	1:11.685	+ 0.848	9:55:25.452	12 -	1:11.350	+ 0.513	10:02:36.018
47	Rob KERKHOVEN			Ford Lotus Cortina			
1 -	1:19.916	+ 5.733	9:49:29.918	7 -	1:14.685	+ 0.502	9:57:01.269
2 -	1:16.233	+ 2.050	9:50:46.151	8 -	1:14.183		9:58:15.452
3 -	1:15.864	+ 1.681	9:52:02.015	9 -	1:15.159	+ 0.976	9:59:30.611
4 -	1:14.791	+ 0.608	9:53:16.806	10 -	1:15.049	+ 0.866	10:00:45.660
5 -	1:14.673	+ 0.490	9:54:31.479	11 -	1:14.679	+ 0.496	10:02:00.339
6 -	1:15.105	+ 0.922	9:55:46.584	12 -	1:14.418	+ 0.235	10:03:14.757
49	Peter HORE			Ford Lotus Cortina			
1 -	1:25.578	+ 11.850	9:49:37.794	7 -	1:15.609	+ 1.881	9:57:11.212
2 -	1:17.545	+ 3.817	9:50:55.339	8 -	1:15.015	+ 1.287	9:58:26.227
3 -	1:15.721	+ 1.993	9:52:11.060	9 -	1:14.210	+ 0.482	9:59:40.437
4 -	1:15.002	+ 1.274	9:53:26.062	10 -	1:13.728		10:00:54.165
5 -	1:14.386	+ 0.658	9:54:40.448	11 -	1:14.268	+ 0.540	10:02:08.433
6 -	1:15.155	+ 1.427	9:55:55.603	12 -	1:14.042	+ 0.314	10:03:22.475
52	Peter ERGIS			Ford Lotus Cortina			
1 -	1:18.147	+ 5.520	9:49:18.755	7 -	1:12.627		9:56:40.790
2 -	1:13.804	+ 1.177	9:50:32.559	8 -	1:12.803	+ 0.176	9:57:53.593
3 -	1:13.373	+ 0.746	9:51:45.932	9 -	1:12.776	+ 0.149	9:59:06.369
4 -	1:14.282	+ 1.655	9:53:00.214	10 -	1:13.557	+ 0.930	10:00:19.926
5 -	1:14.564	+ 1.937	9:54:14.778	11 -	1:14.103	+ 1.476	10:01:34.029
6 -	1:13.385	+ 0.758	9:55:28.163	12 -	1:13.872	+ 1.245	10:02:47.901
53	Andy YOOL			Ford Anglia 105E			
1 -	1:24.287	+ 6.341	9:49:33.944	7 -	1:19.524	+ 1.578	9:58:17.721
2 -	1:17.946		9:50:51.890	8 -	1:19.197	+ 1.251	9:59:36.918
3 -	1:38.798	+ 20.852	9:52:30.688	9 -	1:19.516	+ 1.570	10:00:56.434
4 -	1:40.894	+ 22.948	9:54:11.582	10 -	1:18.816	+ 0.870	10:02:15.250
5 -	1:25.754	+ 7.808	9:55:37.336	11 -	1:18.310	+ 0.364	10:03:33.560
6 -	1:20.861	+ 2.915	9:56:58.197				
57	Jonathan GOMM			Ford Lotus Cortina			
1 -	1:21.122	+ 8.631	9:49:24.080	7 -	1:13.991	+ 1.500	9:56:53.467
2 -	1:15.223	+ 2.732	9:50:39.303	8 -	1:12.850	+ 0.359	9:58:06.317
3 -	1:13.422	+ 0.931	9:51:52.725	9 -	1:13.604	+ 1.113	9:59:19.921
4 -	1:13.837	+ 1.346	9:53:06.562	10 -	1:13.198	+ 0.707	10:00:33.119
5 -	1:16.820	+ 4.329	9:54:23.382	11 -	1:13.632	+ 1.141	10:01:46.751
6 -	1:16.094	+ 3.603	9:55:39.476	12 -	1:12.491		10:02:59.242
69	Bob BULLEN			Ford Anglia 105E			
1 -	1:20.213	+ 8.634	9:49:17.598	7 -	1:12.820	+ 1.241	9:56:36.997
2 -	1:13.978	+ 2.399	9:50:31.576	8 -	1:12.207	+ 0.628	9:57:49.204
3 -	1:13.166	+ 1.587	9:51:44.742	9 -	1:13.611	+ 2.032	9:59:02.815
4 -	1:13.317	+ 1.738	9:52:58.059	10 -	1:12.165	+ 0.586	10:00:14.980
5 -	1:13.862	+ 2.283	9:54:11.921	11 -	1:11.579		10:01:26.559
6 -	1:12.256	+ 0.677	9:55:24.177	12 -	1:11.781	+ 0.202	10:02:38.340
73	Daniel WARD			Austin Mini Cooper S			
1 -	1:33.268	+ 15.954	9:49:34.108	6 -	1:18.235	+ 0.921	9:56:15.137
2 -	1:25.627	+ 8.313	9:50:59.735	7 -	1:17.687	+ 0.373	9:57:32.824
3 -	1:20.376	+ 3.062	9:52:20.111	8 -	1:17.669	+ 0.355	9:58:50.493
4 -	1:18.387	+ 1.073	9:53:38.498	9 -	1:17.314		10:00:07.807
5 -	1:18.404	+ 1.090	9:54:56.902	10 -	1:32.694 P	+ 15.380	10:01:40.501
74	Michael STEELE			Ford Galaxie			
1 -	1:17.534	+ 5.132	9:49:08.094	5 -	1:13.474	+ 1.072	10:00:06.119
2 -	1:13.773	+ 1.371	9:50:21.867	6 -	1:12.402		10:01:18.521
3 -	1:13.026	+ 0.624	9:51:34.893	7 -	1:13.064	+ 0.662	10:02:31.585
4 -	7:17.752	+ 6:05.350	9:58:52.645				

CAR 23 TRANSPONDER NOT WORKING PLEASE FIX FOR RACE


SilverstoneNat
 Circuit Length = 1.6390 miles
 Start: 09:47 End: 10:03

"ByBox" Historic Racing Saloons
QUALIFYING - Race 3 - LAP ANALYSIS

80	Michael SMITH		Morris Min Cooper S				
1 -	1:25.665	+ 9.619	9:49:25.537	7 -	1:17.393	+ 1.347	9:57:16.085
2 -	1:20.202	+ 4.156	9:50:45.739	8 -	1:17.652	+ 1.606	9:58:33.737
3 -	1:19.999	+ 3.953	9:52:05.738	9 -	1:16.234	+ 0.188	9:59:49.971
4 -	1:18.632	+ 2.586	9:53:24.370	10 -	1:16.046		10:01:06.017
5 -	1:17.587	+ 1.541	9:54:41.957	11 -	1:16.229	+ 0.183	10:02:22.246
6 -	1:16.735	+ 0.689	9:55:58.692	12 -	1:16.379	+ 0.333	10:03:38.625
81	David DUNNELL		Morris Mini Cooper				
1 -	1:36.130	+ 6.224	9:49:52.784	4 -	1:29.906		9:54:24.427
2 -	1:30.559	+ 0.653	9:51:23.343	5 -	1:31.296	+ 1.390	9:55:55.723
3 -	1:31.178	+ 1.272	9:52:54.521	6 -	6:12.878 P	+ 4:42.972	10:02:08.601
84	Roger PHILLIPS		Austin Mini Cooper				
1 -	1:17.599	+ 1.852	9:49:09.335	4 -	1:15.747		9:52:57.330
2 -	1:16.284	+ 0.537	9:50:25.619	5 -	1:16.560	+ 0.813	9:54:13.890
3 -	1:15.964	+ 0.217	9:51:41.583	6 -	1:16.911	+ 1.164	9:55:30.801
85	Roger GODFREY		Austin Mini Cooper S				
1 -	1:17.144	+ 3.519	9:49:07.958	7 -	1:15.323	+ 1.698	9:56:35.878
2 -	1:15.143	+ 1.518	9:50:23.101	8 -	1:14.962	+ 1.337	9:57:50.840
3 -	1:14.678	+ 1.053	9:51:37.779	9 -	1:14.397	+ 0.772	9:59:05.237
4 -	1:14.650	+ 1.025	9:52:52.429	10 -	1:15.248	+ 1.623	10:00:20.485
5 -	1:13.625		9:54:06.054	11 -	1:14.687	+ 1.062	10:01:35.172
6 -	1:14.501	+ 0.876	9:55:20.555	12 -	1:14.173	+ 0.548	10:02:49.345
87	Simon BENOY		Hillman Imp				
1 -	1:19.558	+ 4.650	9:49:12.554	7 -	1:16.810	+ 1.902	9:56:48.989
2 -	1:15.928	+ 1.020	9:50:28.482	8 -	1:16.743	+ 1.835	9:58:05.732
3 -	1:15.597	+ 0.689	9:51:44.079	9 -	1:16.985	+ 2.077	9:59:22.717
4 -	1:14.908		9:52:58.987	10 -	1:15.316	+ 0.408	10:00:38.033
5 -	1:16.673	+ 1.765	9:54:15.660	11 -	1:15.941	+ 1.033	10:01:53.974
6 -	1:16.519	+ 1.611	9:55:32.179	12 -	1:15.732	+ 0.824	10:03:09.706
91	Vince FROST		Hillman Imp				
1 -	1:28.267	+ 5.589	9:49:39.519	4 -	1:22.757	+ 0.079	9:53:47.817
2 -	1:22.863	+ 0.185	9:51:02.382	5 -	1:22.876	+ 0.198	9:55:10.693
3 -	1:22.678		9:52:25.060				
93	Graham MARTIN		Singer Chamois				
1 -	1:23.594	+ 6.286	9:49:23.464	7 -	1:19.425	+ 2.117	9:57:14.065
2 -	1:17.716	+ 0.408	9:50:41.180	8 -	1:19.546	+ 2.238	9:58:33.611
3 -	1:18.343	+ 1.035	9:51:59.523	9 -	1:18.524	+ 1.216	9:59:52.135
4 -	1:18.293	+ 0.985	9:53:17.816	10 -	1:17.976	+ 0.668	10:01:10.111
5 -	1:17.989	+ 0.681	9:54:35.805	11 -	1:17.308		10:02:27.419
6 -	1:18.835	+ 1.527	9:55:54.640	12 -	1:17.900	+ 0.592	10:03:45.319
96	Tim BROOK		Austin Mini Cooper				
1 -	1:26.285	+ 5.564	9:49:32.735	7 -	1:20.721		9:57:45.474
2 -	1:22.459	+ 1.738	9:50:55.194	8 -	1:22.683	+ 1.962	9:59:08.157
3 -	1:22.649	+ 1.928	9:52:17.843	9 -	1:21.060	+ 0.339	10:00:29.217
4 -	1:22.588	+ 1.867	9:53:40.431	10 -	1:20.752	+ 0.031	10:01:49.969
5 -	1:22.199	+ 1.478	9:55:02.630	11 -	1:22.493	+ 1.772	10:03:12.462
6 -	1:22.123	+ 1.402	9:56:24.753				

"ByBox" Historic Racing Saloons

Race 3 - GRID

ROW 13	1:29.906 81 David DUNNELL		
ROW 12		1:22.678 91 Vince FROST	1:23.073 19 Richard CROSS
ROW 11	1:20.721 96 Tim BROOK		1:20.928 38 Steve SHUTTLEWORTH
ROW 10		1:17.314 73 Daniel WARD	1:17.946 53 Andy YOOL
ROW 9	1:16.046 80 Michael SMITH		1:17.308 93 Graham MARTIN
ROW 8		1:14.908 87 Simon BENOY	1:15.747 84 Roger PHILLIPS
ROW 7	1:13.728 49 Peter HORE		1:14.183 47 Rob KERKHOVEN
ROW 6		1:13.114 32 Mark GARRITT	1:13.625 85 Roger GODFREY
ROW 5	1:12.627 52 Peter ERGIS		1:12.748 23 Don SALVAGE
ROW 4		1:12.491 57 Jonathan GOMM	1:12.538 34 Louis BRACEY
ROW 3	1:12.225 13 Nigel VAULKHARD		1:12.402 74 Michael STEELE
ROW 2		1:11.718 18 Max ROSTRON	1:11.719 3 Peter HALLFORD
ROW 1	1:10.837 46 Dan COX		1:11.579 69 Bob BULLEN
Pole			
			

CAR 23 TRANSPONDER NOT WORKING PLEASE FIX FOR RACE

SilverstoneNat
Circuit Length = 1.6390 miles

Weather / Track : Cloudy/Dry

These results are provisional until the conclusion of any judicial and technical matters.

Clerk of Course :		Timekeeper :
-------------------	--	--------------

"Duo" Derek Bell Trophy
QUALIFYING - Race 4 - CLASSIFICATION

POS	NO	CL	NAME	ENTRY	TIME	ON	LAPS	GAP	DIFF	MPH
1	10	A2	Peter WILLIAMS	March 761	55.696	8	13			105.93
2	6	C2	Richard EYRE	Ralt RT1	56.675	5	12	0.979	0.979	104.10
3	40	B2	Marcus PYE	Lola T332	56.722	9	10	1.026	0.047	104.02
4	31	C2	Jeremy SMITH	March 782-10	57.101	8	14	1.405	0.379	103.33
5	1	B2	Mark DWYER	Lola T400	57.323	14	14	1.627	0.222	102.93
6	30	B1	Neil GLOVER	Lola T330/332	57.542	14	14	1.846	0.219	102.54
7	64	B1	Frank LYONS	Lola T400	57.556	5	10	1.860	0.014	102.51
8	11	C2	Lee DWYER	March 742	58.809	10	13	3.113	1.253	100.33
9	57	D1	David WILD	March 712	59.892	12	13	4.196	1.083	98.51
10	55	B2	John MONSON	Lola T332	1:00.203	13	13	4.507	0.311	98.00
11	61	B1	Bruce FULLERTON	Lola T300	1:01.242	7	9	5.546	1.039	96.34
12	91	C1	Simon PERKINS	March 71BM	1:01.967	9	13	6.271	0.725	95.21
13	24	C2	Garrick EYRE	Ralt RT1	1:02.119	10	11	6.423	0.152	94.98
14	69	C1	Gregory THORNTON	Titan Mk10	1:02.609	8	10	6.913	0.490	94.24
15	22	C1	Ian GRAY	Brabham BT30	1:02.940	10	12	7.244	0.331	93.74
16	90	D2	Daryl TAYLOR	March 78B	1:02.949	6	9	7.253	0.009	93.73
17	46	C2	Mike SCOTT	Martin BM16	1:03.759	4	7	8.063	0.810	92.54
18	65	E	Peter DENHAM	Reynard SF78	1:04.209	11	11	8.513	0.450	91.89
19	62	D2	John RAND	Lola T460	1:04.453	11	11	8.757	0.244	91.54
20	71	D1	Neil BOWMAN	Merlyn Mk21	1:04.701	8	10	9.005	0.248	91.19
21	7	C1	Lincoln SMALL	Brabham BT30	1:05.998	12	12	10.302	1.297	89.40
22	36	C2	Jeremy WHEATLEY	Surtees TS15	1:06.496	12	12	10.800	0.498	88.73
23	23	D1	Nick OVERALL	Lyncar 001	1:07.437	6	6	11.741	0.941	87.49
24	74	B2	Judy LYONS	Gurney Eagle	1:17.580	8	10	21.884	10.143	76.05

CARS 40, 61 AND 69 TRANSPONDERS NOT WORKING PLEASE FIX FOR RACE

Weather / Track : Cloudy/Dry

These results are provisional until the conclusion of any judicial and technical matters.

SilverstoneNat
 Circuit Length = 1.6390 miles
 Start: 10:08 End: 10:24

Clerk of Course :	Timekeeper :
-------------------	--------------

"Duo" Derek Bell Trophy

QUALIFYING - Race 4 - LAP ANALYSIS

1	Mark DWYER		Lola T400				
1 -	1:06.068	+ 8.745	10:10:50.121	8 -	58.033	+ 0.710	10:17:41.063
2 -	1:00.330	+ 3.007	10:11:50.451	9 -	59.496	+ 2.173	10:18:40.559
3 -	59.699	+ 2.376	10:12:50.150	10 -	59.739	+ 2.416	10:19:40.298
4 -	58.121	+ 0.798	10:13:48.271	11 -	58.335	+ 1.012	10:20:38.633
5 -	58.005	+ 0.682	10:14:46.276	12 -	59.155	+ 1.832	10:21:37.788
6 -	59.020	+ 1.697	10:15:45.296	13 -	58.998	+ 1.675	10:22:36.786
7 -	57.734	+ 0.411	10:16:43.030	14 -	57.323		10:23:34.109
6	Richard EYRE		Ralt RT1				
1 -	1:01.421	+ 4.746	10:11:00.131	7 -	1:39.014 P	+ 42.339	10:17:42.010
2 -	1:02.423	+ 5.748	10:12:02.554	8 -	2:27.416	+ 1:30.741	10:20:09.426
3 -	1:01.834	+ 5.159	10:13:04.388	9 -	58.988	+ 2.313	10:21:08.414
4 -	59.828	+ 3.153	10:14:04.216	10 -	59.053	+ 2.378	10:22:07.467
5 -	56.675		10:15:00.891	11 -	57.142	+ 0.467	10:23:04.609
6 -	1:02.105	+ 5.430	10:16:02.996	12 -	58.669	+ 1.994	10:24:03.278
7	Lincoln SMALL		Brabham BT30				
1 -	1:15.519	+ 9.521	10:11:41.398	7 -	1:12.648	+ 6.650	10:18:43.545
2 -	1:12.116	+ 6.118	10:12:53.514	8 -	1:09.834	+ 3.836	10:19:53.379
3 -	1:10.787	+ 4.789	10:14:04.301	9 -	1:07.513	+ 1.515	10:21:00.892
4 -	1:08.690	+ 2.692	10:15:12.991	10 -	1:07.469	+ 1.471	10:22:08.361
5 -	1:07.241	+ 1.243	10:16:20.232	11 -	1:06.563	+ 0.565	10:23:14.924
6 -	1:10.665	+ 4.667	10:17:30.897	12 -	1:05.998		10:24:20.922
10	Peter WILLIAMS		March 761				
1 -	1:03.042	+ 7.346	10:11:24.840	8 -	55.696		10:18:03.931
2 -	59.648	+ 3.952	10:12:24.488	9 -	55.745	+ 0.049	10:18:59.676
3 -	56.146	+ 0.450	10:13:20.634	10 -	56.154	+ 0.458	10:19:55.830
4 -	57.646	+ 1.950	10:14:18.280	11 -	57.946	+ 2.250	10:20:53.776
5 -	56.646	+ 0.950	10:15:14.926	12 -	56.328	+ 0.632	10:21:50.104
6 -	56.557	+ 0.861	10:16:11.483	13 -	57.284	+ 1.588	10:22:47.388
7 -	56.752	+ 1.056	10:17:08.235				
11	Lee DWYER		March 742				
1 -	1:07.611	+ 8.802	10:11:06.145	8 -	1:01.427	+ 2.618	10:18:31.789
2 -	1:04.469	+ 5.660	10:12:10.614	9 -	59.093	+ 0.284	10:19:30.882
3 -	1:04.255	+ 5.446	10:13:14.869	10 -	58.809		10:20:29.691
4 -	1:05.644	+ 6.835	10:14:20.513	11 -	59.996	+ 1.187	10:21:29.687
5 -	1:03.387	+ 4.578	10:15:23.900	12 -	59.165	+ 0.356	10:22:28.852
6 -	1:02.726	+ 3.917	10:16:26.626	13 -	58.981	+ 0.172	10:23:27.833
7 -	1:03.736	+ 4.927	10:17:30.362				
22	Ian GRAY		Brabham BT30				
1 -	1:16.050	+ 13.110	10:11:42.518	7 -	1:09.045	+ 6.105	10:18:41.727
2 -	1:11.813	+ 8.873	10:12:54.331	8 -	1:04.699	+ 1.759	10:19:46.426
3 -	1:10.617	+ 7.677	10:14:04.948	9 -	1:04.005	+ 1.065	10:20:50.431
4 -	1:08.396	+ 5.456	10:15:13.344	10 -	1:02.940		10:21:53.371
5 -	1:10.062	+ 7.122	10:16:23.406	11 -	1:03.190	+ 0.250	10:22:56.561
6 -	1:09.276	+ 6.336	10:17:32.682	12 -	1:03.084	+ 0.144	10:23:59.645
23	Nick OVERALL		Lyncar 001				
1 -	1:33.131	+ 25.694	10:11:57.283	4 -	1:10.507	+ 3.070	10:15:29.406
2 -	1:10.577	+ 3.140	10:13:07.860	5 -	1:07.915	+ 0.478	10:16:37.321
3 -	1:11.039	+ 3.602	10:14:18.899	6 -	1:07.437		10:17:44.758
24	Garrick EYRE		Ralt RT1				
1 -	1:19.251	+ 17.132	10:11:10.708	7 -	1:04.525	+ 2.406	10:19:42.112
2 -	3:04.541	+ 2:02.422	10:14:15.249	8 -	1:05.668	+ 3.549	10:20:47.780
3 -	1:05.421	+ 3.302	10:15:20.670	9 -	1:03.099	+ 0.980	10:21:50.879
4 -	1:05.648	+ 3.529	10:16:26.318	10 -	1:02.119		10:22:52.998
5 -	1:05.693	+ 3.574	10:17:32.011	11 -	1:03.956	+ 1.837	10:23:56.954
6 -	1:05.576	+ 3.457	10:18:37.587				

CARS 40, 61 AND 69 TRANSPONDERS NOT WORKING PLEASE FIX FOR RACE

Weather / Track : Cloudy/Dry

www.msttiming.com

SilverstoneNat
Circuit Length = 1.6390 miles
Start: 10:08 End: 10:24

Page 1 of 3

Printed - 10.26 Saturday, 20 October 2007

"Duo" Derek Bell Trophy

QUALIFYING - Race 4 - LAP ANALYSIS

30	Neil GLOVER		Lola T330/332				
1 -	1:03.383	+ 5.841	10:10:40.765	8 -	58.915	+ 1.373	10:17:40.492
2 -	1:01.619	+ 4.077	10:11:42.384	9 -	1:00.664	+ 3.122	10:18:41.156
3 -	1:00.415	+ 2.873	10:12:42.799	10 -	1:00.428	+ 2.886	10:19:41.584
4 -	1:00.160	+ 2.618	10:13:42.959	11 -	58.062	+ 0.520	10:20:39.646
5 -	58.938	+ 1.396	10:14:41.897	12 -	58.633	+ 1.091	10:21:38.279
6 -	58.514	+ 0.972	10:15:40.411	13 -	59.419	+ 1.877	10:22:37.698
7 -	1:01.166	+ 3.624	10:16:41.577	14 -	57.542		10:23:35.240
31	Jeremy SMITH		March 782-10				
1 -	1:02.377	+ 5.276	10:10:50.780	8 -	57.101		10:17:45.260
2 -	1:02.745	+ 5.644	10:11:53.525	9 -	58.455	+ 1.354	10:18:43.715
3 -	58.394	+ 1.293	10:12:51.919	10 -	1:00.065	+ 2.964	10:19:43.780
4 -	1:00.414	+ 3.313	10:13:52.333	11 -	1:01.643	+ 4.542	10:20:45.423
5 -	57.232	+ 0.131	10:14:49.565	12 -	57.272	+ 0.171	10:21:42.695
6 -	58.180	+ 1.079	10:15:47.745	13 -	57.628	+ 0.527	10:22:40.323
7 -	1:00.414	+ 3.313	10:16:48.159	14 -	59.687	+ 2.586	10:23:40.010
36	Jeremy WHEATLEY		Surtees TS15				
1 -	1:13.493	+ 6.997	10:11:37.400	7 -	1:08.274	+ 1.778	10:18:44.430
2 -	1:10.653	+ 4.157	10:12:48.053	8 -	1:09.611	+ 3.115	10:19:54.041
3 -	1:25.164	+ 18.668	10:14:13.217	9 -	1:07.588	+ 1.092	10:21:01.629
4 -	1:09.304	+ 2.808	10:15:22.521	10 -	1:07.185	+ 0.689	10:22:08.814
5 -	1:06.763	+ 0.267	10:16:29.284	11 -	1:06.983	+ 0.487	10:23:15.797
6 -	1:06.872	+ 0.376	10:17:36.156	12 -	1:06.496		10:24:22.293
40	Marcus PYE		Lola T332				
1 -	2:07.353	+ 1:10.631	10:12:25.432	6 -	59.630	+ 2.908	10:18:30.527
2 -	1:10.107	+ 13.385	10:13:35.539	7 -	2:54.154	+ 1:57.432	10:21:24.681
3 -	58.299	+ 1.577	10:14:33.838	8 -	57.128	+ 0.406	10:22:21.809
4 -	58.104	+ 1.382	10:15:31.942	9 -	56.722		10:23:18.531
5 -	1:58.955	+ 1:02.233	10:17:30.897	10 -	57.514	+ 0.792	10:24:16.045
46	Mike SCOTT		Martin BM16				
1 -	1:13.756	+ 9.997	10:12:08.204	5 -	1:04.263	+ 0.504	10:16:32.652
2 -	1:09.505	+ 5.746	10:13:17.709	6 -	1:05.744	+ 1.985	10:17:38.396
3 -	1:06.921	+ 3.162	10:14:24.630	7 -	1:04.252	+ 0.493	10:18:42.648
4 -	1:03.759		10:15:28.389				
55	John MONSON		Lola T332				
1 -	1:10.387	+ 10.184	10:11:33.845	8 -	1:00.929	+ 0.726	10:18:53.043
2 -	1:04.945	+ 4.742	10:12:38.790	9 -	1:01.613	+ 1.410	10:19:54.656
3 -	1:03.968	+ 3.765	10:13:42.758	10 -	1:02.242	+ 2.039	10:20:56.898
4 -	1:03.419	+ 3.216	10:14:46.177	11 -	1:00.775	+ 0.572	10:21:57.673
5 -	1:02.795	+ 2.592	10:15:48.972	12 -	1:00.541	+ 0.338	10:22:58.214
6 -	1:01.471	+ 1.268	10:16:50.443	13 -	1:00.203		10:23:58.417
7 -	1:01.671	+ 1.468	10:17:52.114				
57	David WILD		March 712				
1 -	1:06.860	+ 6.968	10:11:26.805	8 -	1:02.037	+ 2.145	10:18:39.228
2 -	1:03.101	+ 3.209	10:12:29.906	9 -	1:00.318	+ 0.426	10:19:39.546
3 -	1:02.176	+ 2.284	10:13:32.082	10 -	1:00.760	+ 0.868	10:20:40.306
4 -	1:01.092	+ 1.200	10:14:33.174	11 -	59.925	+ 0.033	10:21:40.231
5 -	1:01.174	+ 1.282	10:15:34.348	12 -	59.892		10:22:40.123
6 -	1:00.496	+ 0.604	10:16:34.844	13 -	1:00.402	+ 0.510	10:23:40.525
7 -	1:02.347	+ 2.455	10:17:37.191				
61	Bruce FULLERTON		Lola T300				
1 -	1:07.332	+ 6.090	10:11:08.162	6 -	2:09.543	+ 1:08.301	10:20:47.143
2 -	3:18.950	+ 2:17.708	10:14:27.112	7 -	1:01.242		10:21:48.385
3 -	1:03.224	+ 1.982	10:15:30.336	8 -	1:02.386	+ 1.144	10:22:50.771
4 -	1:03.529	+ 2.287	10:16:33.865	9 -	1:03.409	+ 2.167	10:23:54.180
5 -	2:03.735	+ 1:02.493	10:18:37.600				

CARS 40, 61 AND 69 TRANSPONDERS NOT WORKING PLEASE FIX FOR RACE

Weather / Track : Cloudy/Dry

www.msttiming.com

SilverstoneNat
Circuit Length = 1.6390 miles
Start: 10:08 End: 10:24

Page 2 of 3

Printed - 10.26 Saturday, 20 October 2007

"Duo" Derek Bell Trophy

QUALIFYING - Race 4 - LAP ANALYSIS

62	John RAND		Lola T460				
1 -	1:13.291	+ 8.838	10:12:35.515	7 -	1:04.679	+ 0.226	10:19:19.004
2 -	1:10.146	+ 5.693	10:13:45.661	8 -	1:05.171	+ 0.718	10:20:24.175
3 -	1:08.582	+ 4.129	10:14:54.243	9 -	1:04.954	+ 0.501	10:21:29.129
4 -	1:06.721	+ 2.268	10:16:00.964	10 -	1:04.470	+ 0.017	10:22:33.599
5 -	1:07.122	+ 2.669	10:17:08.086	11 -	1:04.453		10:23:38.052
6 -	1:06.239	+ 1.786	10:18:14.325				
64	Frank LYONS		Lola T400				
1 -	1:05.393	+ 7.837	10:10:59.982	6 -	58.040	+ 0.484	10:15:58.356
2 -	1:03.272	+ 5.716	10:12:03.254	7 -	57.909	+ 0.353	10:16:56.265
3 -	59.734	+ 2.178	10:13:02.988	8 -	58.159	+ 0.603	10:17:54.424
4 -	59.772	+ 2.216	10:14:02.760	9 -	58.891	+ 1.335	10:18:53.315
5 -	57.556		10:15:00.316	10 -	59.053	+ 1.497	10:19:52.368
65	Peter DENHAM		Reynard SF78				
1 -	1:12.166	+ 7.957	10:12:45.795	7 -	1:05.022	+ 0.813	10:19:26.969
2 -	1:09.008	+ 4.799	10:13:54.803	8 -	1:04.717	+ 0.508	10:20:31.686
3 -	1:06.955	+ 2.746	10:15:01.758	9 -	1:04.378	+ 0.169	10:21:36.064
4 -	1:06.224	+ 2.015	10:16:07.982	10 -	1:05.021	+ 0.812	10:22:41.085
5 -	1:08.234	+ 4.025	10:17:16.216	11 -	1:04.209		10:23:45.294
6 -	1:05.731	+ 1.522	10:18:21.947				
69	Gregory THORNTON		Titan Mk10				
1 -	1:07.601	+ 4.992	10:11:23.786	6 -	1:03.372	+ 0.763	10:20:01.556
2 -	2:14.557	+ 1:11.948	10:13:38.343	7 -	1:02.842	+ 0.233	10:21:04.398
3 -	2:07.884	+ 1:05.275	10:15:46.227	8 -	1:02.609		10:22:07.007
4 -	1:03.623	+ 1.014	10:16:49.850	9 -	1:03.126	+ 0.517	10:23:10.133
5 -	2:08.334	+ 1:05.725	10:18:58.184	10 -	1:02.798	+ 0.189	10:24:12.931
71	Neil BOWMAN		Merlyn Mk21				
1 -	1:09.548	+ 4.847	10:13:15.490	6 -	1:07.205	+ 2.504	10:19:03.846
2 -	1:08.286	+ 3.585	10:14:23.776	7 -	1:06.637	+ 1.936	10:20:10.483
3 -	1:09.204	+ 4.503	10:15:32.980	8 -	1:04.701		10:21:15.184
4 -	1:16.395	+ 11.694	10:16:49.375	9 -	1:18.555 P	+ 13.854	10:22:33.739
5 -	1:07.266	+ 2.565	10:17:56.641	10 -	1:46.589	+ 41.888	10:24:20.328
74	Judy LYONS		Gurney Eagle				
1 -	1:18.760	+ 1.180	10:11:47.826	6 -	1:21.167	+ 3.587	10:18:41.185
2 -	1:24.208	+ 6.628	10:13:12.034	7 -	1:22.449	+ 4.869	10:20:03.634
3 -	1:22.549	+ 4.969	10:14:34.583	8 -	1:17.580		10:21:21.214
4 -	1:21.975	+ 4.395	10:15:56.558	9 -	1:22.102	+ 4.522	10:22:43.316
5 -	1:23.460	+ 5.880	10:17:20.018	10 -	1:24.905	+ 7.325	10:24:08.221
90	Daryl TAYLOR		March 78B				
1 -	1:11.083	+ 8.134	10:11:09.083	6 -	1:02.949		10:16:30.972
2 -	1:04.552	+ 1.603	10:12:13.635	7 -	1:11.418	+ 8.469	10:17:42.390
3 -	1:04.154	+ 1.205	10:13:17.789	8 -	5:17.424	+ 4:14.475	10:22:59.814
4 -	1:05.724	+ 2.775	10:14:23.513	9 -	1:04.279	+ 1.330	10:24:04.093
5 -	1:04.510	+ 1.561	10:15:28.023				
91	Simon PERKINS		March 71BM				
1 -	1:09.704	+ 7.737	10:10:57.504	8 -	1:04.186	+ 2.219	10:18:34.198
2 -	1:08.108	+ 6.141	10:12:05.612	9 -	1:01.967		10:19:36.165
3 -	1:04.878	+ 2.911	10:13:10.490	10 -	1:02.361	+ 0.394	10:20:38.526
4 -	1:04.251	+ 2.284	10:14:14.741	11 -	1:04.993	+ 3.026	10:21:43.519
5 -	1:04.360	+ 2.393	10:15:19.101	12 -	1:02.564	+ 0.597	10:22:46.083
6 -	1:03.145	+ 1.178	10:16:22.246	13 -	1:03.387	+ 1.420	10:23:49.470
7 -	1:07.766	+ 5.799	10:17:30.012				

CARS 40, 61 AND 69 TRANSPONDERS NOT WORKING PLEASE FIX FOR RACE

Weather / Track : Cloudy/Dry

www.msttiming.com


SilverstoneNat
Circuit Length = 1.6390 miles
Start: 10:08 End: 10:24

Page 3 of 3

Printed - 10.26 Saturday, 20 October 2007

"Duo" Derek Bell Trophy

Race 4 - GRID

ROW 12	1:07.437 23 Nick OVERALL	1:17.580 74 Judy LYONS
ROW 11	1:05.998 7 Lincoln SMALL	1:06.496 36 Jeremy WHEATLEY
ROW 10	1:04.453 62 John RAND	1:04.701 71 Neil BOWMAN
ROW 9	1:03.759 46 Mike SCOTT	1:04.209 65 Peter DENHAM
ROW 8	1:02.940 22 Ian GRAY	1:02.949 90 Daryl TAYLOR
ROW 7	1:02.119 24 Garrick EYRE	1:02.609 69 Gregory THORNTON
ROW 6	1:01.242 61 Bruce FULLERTON	1:01.967 91 Simon PERKINS
ROW 5	59.892 57 David WILD	1:00.203 55 John MONSON
ROW 4	57.556 64 Frank LYONS	58.809 11 Lee DWYER
ROW 3	57.323 1 Mark DWYER	57.542 30 Neil GLOVER
ROW 2	56.722 40 Marcus PYE	57.101 31 Jeremy SMITH
ROW 1	55.696 10 Peter WILLIAMS	56.675 6 Richard EYRE
Pole		
		

CARS 40, 61 AND 69 TRANSPONDERS NOT WORKING PLEASE FIX FOR RACE

SilverstoneNat
Circuit Length = 1.6390 miles

Weather / Track : Cloudy/Dry

These results are provisional until the conclusion of any judicial and technical matters.

Clerk of Course :		Timekeeper :
-------------------	--	--------------

Guards Trophy supported by Dunlop Tyres
QUALIFYING - Race 5 - CLASSIFICATION

POS	NO	CL	NAME	ENTRY	TIME	ON	LAPS	GAP	DIFF	MPH
1	49	SRD	Michael SCHRYVER	Chevron B6	1:03.370	12	13			93.10
2	34	SRD	James SCHRYVER	Chevron B8	1:04.068	12	13	0.698	0.698	92.09
3	54	SRD	Robert SHAW	Chevron B8	1:04.448	13	13	1.078	0.380	91.55
4	78	SRD	Jeremy COTTINGHAM	Chevron B8	1:05.038	10	13	1.668	0.590	90.72
5	4	SRD	David BECKETT	Nerus Silhouette	1:05.294	13	13	1.924	0.256	90.36
6	99	SRD	Tony BIANCHI	Chevron B8	1:05.594	12	13	2.224	0.300	89.95
7	42	SRD	Simon LEIGHTON	Chevron B8	1:06.056	13	13	2.686	0.462	89.32
8	97	SRD	Andrew HILL	Chevron B8	1:06.633	11	12	3.263	0.577	88.55
9	25	SRB	Michael HIBBERD	Lotus 23B	1:07.375	3	13	4.005	0.742	87.57
10	72	D	Jamie BOOT	TVR Griffith	1:07.718	12	12	4.348	0.343	87.13
11	9	SRB	Andrew WILLIS	Brabham BT5	1:08.078	6	9	4.708	0.360	86.67
12	28	D	Don SALVAGE	TVR Griffith	1:08.369	9	12	4.999	0.291	86.30
13	11	SRB	Andy SHEPHERD	Lotus 23C	1:08.506	10	13	5.136	0.137	86.12
14	61	SRD	Nick THOMPSON	Chevron B6	1:09.152	10	10	5.782	0.646	85.32
15	67	B1	Andrew SMITH	Marcos 1800 GT	1:09.789	9	11	6.419	0.637	84.54
16	87	B1	AI FLEMING	Lotus Elan 26R	1:10.975	3	11	7.605	1.186	83.13
17	41	SRE	Gareth JACKSON	Nerus Silhouette	1:11.338	2	3	7.968	0.363	82.71
18	14	SRC	Chris ATKINSON	Piper SR	1:11.831	2	5	8.461	0.493	82.14
19	77	B1	Simon EDWARDS	Lotus 26R	1:12.807	12	12	9.437	0.976	81.04
20	21	B2	Robert BARRIE	Porsche 911	1:13.428	3	12	10.058	0.621	80.35
21	55	C2	Paul CASTALDINI	Jaguar E Type	1:13.955	2	7	10.585	0.527	79.78
22	7	SRB	John MONSON	Lola Mk1	1:14.524	10	10	11.154	0.569	79.17
23	10	B3	Karl WETHERELL	Triumph TR4	1:15.365	10	12	11.995	0.841	78.29
24	20	A1	Steve HILL	Lotus Elite	1:15.950	9	12	12.580	0.585	77.68
25	64	B2	Martin RICHARDSON	MGB	1:15.963	11	11	12.593	0.013	77.67
26	96	B2	Steve MONK	Porsche 911	1:16.556	9	12	13.186	0.593	77.07
27	71	B2	Pia BIANCHI	MGB	1:21.858	10	10	18.488	5.302	72.08
28	93	SRA	Rudolf ERNST	Lotus 11	1:23.396	2	10	20.026	1.538	70.75
29	68	SRB	Ned SPIEKER	Lotus 23B	1:25.849	4	6	22.479	2.453	68.72

CARS 7 AND 9 TRANSPONDERS NOT WORKING PLEASE FIX FOR RACE

Weather / Track : Cloudy/Dry

These results are provisional until the conclusion of any judicial and technical matters.

SilverstoneNat
 Circuit Length = 1.6390 miles
 Start: 10:30 End: 10:46

Clerk of Course :	Timekeeper :
-------------------	--------------

Guards Trophy supported by Dunlop Tyres
QUALIFYING - Race 5 - LAP ANALYSIS

2	Stuart TIZZARD		Lenham Spider				
4	David BECKETT		Nerus Silhouette				
1 -	1:23.015	+ 17.721	10:32:28.140	8 -	1:07.299	+ 2.005	10:40:31.560
2 -	1:11.478	+ 6.184	10:33:39.618	9 -	1:06.032	+ 0.738	10:41:37.592
3 -	1:09.183	+ 3.889	10:34:48.801	10 -	1:05.955	+ 0.661	10:42:43.547
4 -	1:09.273	+ 3.979	10:35:58.074	11 -	1:06.437	+ 1.143	10:43:49.984
5 -	1:10.268	+ 4.974	10:37:08.342	12 -	1:07.054	+ 1.760	10:44:57.038
6 -	1:08.424	+ 3.130	10:38:16.766	13 -	1:05.294		10:46:02.332
7 -	1:07.495	+ 2.201	10:39:24.261				
7	John MONSON		Lola Mk1				
1 -	1:19.490	+ 4.966	10:33:51.276	6 -	1:17.709	+ 3.185	10:40:22.380
2 -	1:16.373	+ 1.849	10:35:07.649	7 -	1:23.282	+ 8.758	10:41:45.662
3 -	1:20.054	+ 5.530	10:36:27.703	8 -	1:15.997	+ 1.473	10:43:01.659
4 -	1:18.484	+ 3.960	10:37:46.187	9 -	1:17.104	+ 2.580	10:44:18.763
5 -	1:18.484	+ 3.960	10:39:04.671	10 -	1:14.524		10:45:33.287
9	Andrew WILLIS		Brabham BT5				
1 -	3:51.827	+ 2:43.749	10:34:37.363	6 -	1:08.078		10:40:26.008
2 -	1:11.468	+ 3.390	10:35:48.831	7 -	2:18.897	+ 1:10.819	10:42:44.905
3 -	1:10.577	+ 2.499	10:36:59.408	8 -	1:16.445	+ 8.367	10:44:01.350
4 -	1:09.641	+ 1.563	10:38:09.049	9 -	2:15.893	+ 1:07.815	10:46:17.243
5 -	1:08.881	+ 0.803	10:39:17.930				
10	Karl WETHERELL		Triumph TR4				
1 -	1:20.300	+ 4.935	10:32:08.559	7 -	1:16.966	+ 1.601	10:39:57.653
2 -	1:16.757	+ 1.392	10:33:25.316	8 -	1:15.834	+ 0.469	10:41:13.487
3 -	1:17.150	+ 1.785	10:34:42.466	9 -	1:15.410	+ 0.045	10:42:28.897
4 -	1:19.573	+ 4.208	10:36:02.039	10 -	1:15.365		10:43:44.262
5 -	1:20.166	+ 4.801	10:37:22.205	11 -	1:20.502	+ 5.137	10:45:04.764
6 -	1:18.482	+ 3.117	10:38:40.687	12 -	1:17.225	+ 1.860	10:46:21.989
11	Andy SHEPHERD		Lotus 23C				
1 -	1:14.998	+ 6.492	10:31:57.134	8 -	1:09.409	+ 0.903	10:40:17.906
2 -	1:12.937	+ 4.431	10:33:10.071	9 -	1:09.946	+ 1.440	10:41:27.852
3 -	1:11.321	+ 2.815	10:34:21.392	10 -	1:08.506		10:42:36.358
4 -	1:12.146	+ 3.640	10:35:33.538	11 -	1:08.857	+ 0.351	10:43:45.215
5 -	1:13.298	+ 4.792	10:36:46.836	12 -	1:10.234	+ 1.728	10:44:55.449
6 -	1:11.448	+ 2.942	10:37:58.284	13 -	1:09.152	+ 0.646	10:46:04.601
7 -	1:10.213	+ 1.707	10:39:08.497				
14	Chris ATKINSON		Piper SR				
1 -	1:22.018	+ 10.187	10:32:18.404	4 -	1:15.660	+ 3.829	10:36:01.313
2 -	1:11.831		10:33:30.235	5 -	1:17.172	+ 5.341	10:37:18.485
3 -	1:15.418	+ 3.587	10:34:45.653				
20	Steve HILL		Lotus Elite				
1 -	1:21.043	+ 5.093	10:32:10.247	7 -	1:17.519	+ 1.569	10:40:01.720
2 -	1:17.181	+ 1.231	10:33:27.428	8 -	1:16.302	+ 0.352	10:41:18.022
3 -	1:16.960	+ 1.010	10:34:44.388	9 -	1:15.950		10:42:33.972
4 -	1:20.623	+ 4.673	10:36:05.011	10 -	1:17.586	+ 1.636	10:43:51.558
5 -	1:21.104	+ 5.154	10:37:26.115	11 -	1:16.449	+ 0.499	10:45:08.007
6 -	1:18.086	+ 2.136	10:38:44.201	12 -	1:16.316	+ 0.366	10:46:24.323
21	Robert BARRIE		Porsche 911				
1 -	1:17.392	+ 3.964	10:32:07.317	7 -	1:15.179	+ 1.751	10:39:37.352
2 -	1:14.795	+ 1.367	10:33:22.112	8 -	1:15.121	+ 1.693	10:40:52.473
3 -	1:13.428		10:34:35.540	9 -	1:14.412	+ 0.984	10:42:06.885
4 -	1:15.685	+ 2.257	10:35:51.225	10 -	1:15.554	+ 2.126	10:43:22.439
5 -	1:15.730	+ 2.302	10:37:06.955	11 -	1:15.536	+ 2.108	10:44:37.975
6 -	1:15.218	+ 1.790	10:38:22.173	12 -	1:13.884	+ 0.456	10:45:51.859

SilverstoneNat
 Circuit Length = 1.6390 miles
 Start: 10:30 End: 10:46

Guards Trophy supported by Dunlop Tyres
QUALIFYING - Race 5 - LAP ANALYSIS

25	Michael HIBBERD		Lotus 23B				
1 -	1:11.803	+ 4.428	10:31:57.971	8 -	1:11.439	+ 4.064	10:40:24.586
2 -	1:08.461	+ 1.086	10:33:06.432	9 -	1:11.164	+ 3.789	10:41:35.750
3 -	1:07.375		10:34:13.807	10 -	1:08.243	+ 0.868	10:42:43.993
4 -	1:09.817	+ 2.442	10:35:23.624	11 -	1:07.886	+ 0.511	10:43:51.879
5 -	1:10.399	+ 3.024	10:36:34.023	12 -	1:11.300	+ 3.925	10:45:03.179
6 -	1:10.142	+ 2.767	10:37:44.165	13 -	1:07.877	+ 0.502	10:46:11.056
7 -	1:28.982	+ 21.607	10:39:13.147				
28	Don SALVAGE		TVR Griffith				
1 -	1:15.803	+ 7.434	10:31:51.720	7 -	1:10.384	+ 2.015	10:40:33.253
2 -	1:09.807	+ 1.438	10:33:01.527	8 -	1:09.632	+ 1.263	10:41:42.885
3 -	1:22.557 P	+ 14.188	10:34:24.084	9 -	1:08.369		10:42:51.254
4 -	2:33.370	+ 1:25.001	10:36:57.454	10 -	1:11.355	+ 2.986	10:44:02.609
5 -	1:13.380	+ 5.011	10:38:10.834	11 -	1:08.589	+ 0.220	10:45:11.198
6 -	1:12.035	+ 3.666	10:39:22.869	12 -	1:10.043	+ 1.674	10:46:21.241
34	James SCHRYVER		Chevron B8				
1 -	1:14.150	+ 10.082	10:32:16.831	8 -	1:05.291	+ 1.223	10:39:58.880
2 -	1:07.007	+ 2.939	10:33:23.838	9 -	1:06.835	+ 2.767	10:41:05.715
3 -	1:05.562	+ 1.494	10:34:29.400	10 -	1:06.013	+ 1.945	10:42:11.728
4 -	1:07.423	+ 3.355	10:35:36.823	11 -	1:04.943	+ 0.875	10:43:16.671
5 -	1:05.007	+ 0.939	10:36:41.830	12 -	1:04.068		10:44:20.739
6 -	1:05.405	+ 1.337	10:37:47.235	13 -	1:04.569	+ 0.501	10:45:25.308
7 -	1:06.354	+ 2.286	10:38:53.589				
41	Gareth JACKSON		Nerus Silhouette				
1 -	1:18.686	+ 7.348	10:32:25.034	3 -	1:12.902	+ 1.564	10:34:49.274
2 -	1:11.338		10:33:36.372				
42	Simon LEIGHTON		Chevron B8				
1 -	1:10.783	+ 4.727	10:31:47.026	8 -	1:09.427	+ 3.371	10:39:54.009
2 -	1:07.426	+ 1.370	10:32:54.452	9 -	1:10.516	+ 4.460	10:41:04.525
3 -	1:08.151	+ 2.095	10:34:02.603	10 -	1:07.051	+ 0.995	10:42:11.576
4 -	1:11.671	+ 5.615	10:35:14.274	11 -	1:07.941	+ 1.885	10:43:19.517
5 -	1:08.888	+ 2.832	10:36:23.162	12 -	1:06.543	+ 0.487	10:44:26.060
6 -	1:12.523	+ 6.467	10:37:35.685	13 -	1:06.056		10:45:32.116
7 -	1:08.897	+ 2.841	10:38:44.582				
49	Michael SCHRYVER		Chevron B6				
1 -	1:13.314	+ 9.944	10:32:18.835	8 -	1:05.554	+ 2.184	10:39:54.191
2 -	1:07.648	+ 4.278	10:33:26.483	9 -	1:05.365	+ 1.995	10:40:59.556
3 -	1:05.342	+ 1.972	10:34:31.825	10 -	1:03.961	+ 0.591	10:42:03.517
4 -	1:04.729	+ 1.359	10:35:36.554	11 -	1:04.538	+ 1.168	10:43:08.055
5 -	1:04.000	+ 0.630	10:36:40.554	12 -	1:03.370		10:44:11.425
6 -	1:04.146	+ 0.776	10:37:44.700	13 -	1:04.008	+ 0.638	10:45:15.433
7 -	1:03.937	+ 0.567	10:38:48.637				
54	Robert SHAW		Chevron B8				
1 -	1:16.128	+ 11.680	10:32:10.913	8 -	1:05.976	+ 1.528	10:40:02.800
2 -	1:11.299	+ 6.851	10:33:22.212	9 -	1:05.146	+ 0.698	10:41:07.946
3 -	1:08.210	+ 3.762	10:34:30.422	10 -	1:04.898	+ 0.450	10:42:12.844
4 -	1:07.414	+ 2.966	10:35:37.836	11 -	1:08.520	+ 4.072	10:43:21.364
5 -	1:05.724	+ 1.276	10:36:43.560	12 -	1:10.024	+ 5.576	10:44:31.388
6 -	1:05.949	+ 1.501	10:37:49.509	13 -	1:04.448		10:45:35.836
7 -	1:07.315	+ 2.867	10:38:56.824				
55	Paul CASTALDINI		Jaguar E Type				
1 -	1:16.874	+ 2.919	10:32:04.179	5 -	1:15.921	+ 1.966	10:39:49.459
2 -	1:13.955		10:33:18.134	6 -	1:16.491	+ 2.536	10:41:05.950
3 -	1:14.586	+ 0.631	10:34:32.720	7 -	1:33.069 P	+ 19.114	10:42:39.019
4 -	4:00.818	+ 2:46.863	10:38:33.538				

SilverstoneNat
 Circuit Length = 1.6390 miles
 Start: 10:30 End: 10:46

Guards Trophy supported by Dunlop Tyres
QUALIFYING - Race 5 - LAP ANALYSIS

61	Nick THOMPSON		Chevron B6				
1 -	1:24.838	+ 15.686	10:32:31.099	6 -	1:11.919	+ 2.767	10:38:38.350
2 -	1:15.700	+ 6.548	10:33:46.799	7 -	1:11.326	+ 2.174	10:39:49.676
3 -	1:14.500	+ 5.348	10:35:01.299	8 -	1:09.418	+ 0.266	10:40:59.094
4 -	1:13.584	+ 4.432	10:36:14.883	9 -	1:09.212	+ 0.060	10:42:08.306
5 -	1:11.548	+ 2.396	10:37:26.431	10 -	1:09.152		10:43:17.458
64	Martin RICHARDSON		MGB				
1 -	1:28.150	+ 12.187	10:32:37.649	7 -	1:19.093	+ 3.130	10:40:46.402
2 -	1:20.289	+ 4.326	10:33:57.938	8 -	1:18.096	+ 2.133	10:42:04.498
3 -	1:23.997	+ 8.034	10:35:21.935	9 -	1:17.873	+ 1.910	10:43:22.371
4 -	1:22.257	+ 6.294	10:36:44.192	10 -	1:17.720	+ 1.757	10:44:40.091
5 -	1:22.142	+ 6.179	10:38:06.334	11 -	1:15.963		10:45:56.054
6 -	1:20.975	+ 5.012	10:39:27.309				
67	Andrew SMITH		Marcos 1800 GT				
1 -	1:12.946	+ 3.157	10:31:49.943	7 -	1:11.318	+ 1.529	10:38:59.262
2 -	1:10.342	+ 0.553	10:33:00.285	8 -	1:13.132	+ 3.343	10:40:12.394
3 -	1:11.558	+ 1.769	10:34:11.843	9 -	1:09.789		10:41:22.183
4 -	1:11.271	+ 1.482	10:35:23.114	10 -	1:10.799	+ 1.010	10:42:32.982
5 -	1:14.659	+ 4.870	10:36:37.773	11 -	1:25.802 p	+ 16.013	10:43:58.784
6 -	1:10.171	+ 0.382	10:37:47.944				
68	Ned SPIEKER		Lotus 23B				
1 -	1:42.473	+ 16.624	10:32:47.521	4 -	1:25.849		10:37:21.876
2 -	1:37.758	+ 11.909	10:34:25.279	5 -	1:28.805	+ 2.956	10:38:50.681
3 -	1:30.748	+ 4.899	10:35:56.027	6 -	1:29.754	+ 3.905	10:40:20.435
71	Pia BIANCHI		MGB				
1 -	1:31.169	+ 9.311	10:32:18.662	6 -	1:25.127	+ 3.269	10:40:33.251
2 -	1:25.018	+ 3.160	10:33:43.680	7 -	1:23.658	+ 1.800	10:41:56.909
3 -	2:32.541	+ 1:10.683	10:36:16.221	8 -	1:24.120	+ 2.262	10:43:21.029
4 -	1:27.233	+ 5.375	10:37:43.454	9 -	1:23.237	+ 1.379	10:44:44.266
5 -	1:24.670	+ 2.812	10:39:08.124	10 -	1:21.858		10:46:06.124
72	Jamie BOOT		TVR Griffith				
1 -	1:21.592	+ 13.874	10:32:18.590	7 -	1:11.607	+ 3.889	10:39:50.626
2 -	1:13.859	+ 6.141	10:33:32.449	8 -	1:13.365	+ 5.647	10:41:03.991
3 -	1:15.197	+ 7.479	10:34:47.646	9 -	1:11.432	+ 3.714	10:42:15.423
4 -	1:18.921	+ 11.203	10:36:06.567	10 -	1:13.965	+ 6.247	10:43:29.388
5 -	1:18.355	+ 10.637	10:37:24.922	11 -	1:10.130	+ 2.412	10:44:39.518
6 -	1:14.097	+ 6.379	10:38:39.019	12 -	1:07.718		10:45:47.236
77	Simon EDWARDS		Lotus 26R				
1 -	1:18.028	+ 5.221	10:32:03.592	7 -	1:16.643	+ 3.836	10:39:39.837
2 -	1:15.750	+ 2.943	10:33:19.342	8 -	1:14.700	+ 1.893	10:40:54.537
3 -	1:14.293	+ 1.486	10:34:33.635	9 -	1:14.344	+ 1.537	10:42:08.881
4 -	1:17.638	+ 4.831	10:35:51.273	10 -	1:14.009	+ 1.202	10:43:22.890
5 -	1:16.582	+ 3.775	10:37:07.855	11 -	1:13.392	+ 0.585	10:44:36.282
6 -	1:15.339	+ 2.532	10:38:23.194	12 -	1:12.807		10:45:49.089
78	Jeremy COTTINGHAM		Chevron B8				
1 -	1:15.100	+ 10.062	10:31:52.791	8 -	1:07.663	+ 2.625	10:39:54.562
2 -	1:13.464	+ 8.426	10:33:06.255	9 -	1:08.921	+ 3.883	10:41:03.483
3 -	1:10.583	+ 5.545	10:34:16.838	10 -	1:05.038		10:42:08.521
4 -	1:07.805	+ 2.767	10:35:24.643	11 -	1:08.056	+ 3.018	10:43:16.577
5 -	1:09.573	+ 4.535	10:36:34.216	12 -	1:05.962	+ 0.924	10:44:22.539
6 -	1:06.929	+ 1.891	10:37:41.145	13 -	1:05.891	+ 0.853	10:45:28.430
7 -	1:05.754	+ 0.716	10:38:46.899				
87	AI FLEMING		Lotus Elan 26R				
1 -	1:13.167	+ 2.192	10:31:47.325	7 -	1:12.132	+ 1.157	10:40:39.605
2 -	1:11.353	+ 0.378	10:32:58.678	8 -	1:11.814	+ 0.839	10:41:51.419

SilverstoneNat
Circuit Length = 1.6390 miles
Start: 10:30 End: 10:46


Guards Trophy supported by Dunlop Tyres
QUALIFYING - Race 5 - LAP ANALYSIS

3 -	1:10.975		10:34:09.653	9 -	1:11.966	+ 0.991	10:43:03.385
4 -	1:11.664	+ 0.689	10:35:21.317	10 -	1:11.551	+ 0.576	10:44:14.936
5 -	2:53.033	+ 1:42.058	10:38:14.350	11 -	1:11.215	+ 0.240	10:45:26.151
6 -	1:13.123	+ 2.148	10:39:27.473				
93	Rudolf ERNST		Lotus 11				
1 -	1:30.628	+ 7.232	10:32:33.646	6 -	1:23.777	+ 0.381	10:39:40.862
2 -	1:23.396		10:33:57.042	7 -	1:28.680	+ 5.284	10:41:09.542
3 -	1:26.493	+ 3.097	10:35:23.535	8 -	1:24.661	+ 1.265	10:42:34.203
4 -	1:27.863	+ 4.467	10:36:51.398	9 -	1:24.716	+ 1.320	10:43:58.919
5 -	1:25.687	+ 2.291	10:38:17.085	10 -	1:24.460	+ 1.064	10:45:23.379
96	Steve MONK		Porsche 911				
1 -	1:17.132	+ 0.576	10:32:09.928	7 -	1:16.816	+ 0.260	10:39:58.729
2 -	1:18.422	+ 1.866	10:33:28.350	8 -	1:17.196	+ 0.640	10:41:15.925
3 -	1:17.310	+ 0.754	10:34:45.660	9 -	1:16.556		10:42:32.481
4 -	1:19.321	+ 2.765	10:36:04.981	10 -	1:18.872	+ 2.316	10:43:51.353
5 -	1:18.689	+ 2.133	10:37:23.670	11 -	1:18.582	+ 2.026	10:45:09.935
6 -	1:18.243	+ 1.687	10:38:41.913	12 -	1:18.024	+ 1.468	10:46:27.959
97	Andrew HILL		Chevron B8				
1 -	1:27.762	+ 21.129	10:32:34.048	7 -	1:08.987	+ 2.354	10:39:48.634
2 -	1:12.048	+ 5.415	10:33:46.096	8 -	1:07.142	+ 0.509	10:40:55.776
3 -	1:24.714	+ 18.081	10:35:10.810	9 -	1:07.453	+ 0.820	10:42:03.229
4 -	1:10.431	+ 3.798	10:36:21.241	10 -	1:07.063	+ 0.430	10:43:10.292
5 -	1:09.605	+ 2.972	10:37:30.846	11 -	1:06.633		10:44:16.925
6 -	1:08.801	+ 2.168	10:38:39.647	12 -	1:08.605	+ 1.972	10:45:25.530
99	Tony BIANCHI		Chevron B8				
1 -	1:11.682	+ 6.088	10:31:51.220	8 -	1:08.483	+ 2.889	10:39:52.836
2 -	1:06.859	+ 1.265	10:32:58.079	9 -	1:12.557	+ 6.963	10:41:05.393
3 -	1:07.461	+ 1.867	10:34:05.540	10 -	1:06.782	+ 1.188	10:42:12.175
4 -	1:10.366	+ 4.772	10:35:15.906	11 -	1:08.920	+ 3.326	10:43:21.095
5 -	1:09.203	+ 3.609	10:36:25.109	12 -	1:05.594		10:44:26.689
6 -	1:11.187	+ 5.593	10:37:36.296	13 -	1:05.711	+ 0.117	10:45:32.400
7 -	1:08.057	+ 2.463	10:38:44.353				

SilverstoneNat
Circuit Length = 1.6390 miles
Start: 10:30 End: 10:46

Guards Trophy supported by Dunlop Tyres

Race 5 - GRID

ROW 15	1:25.849 68 Ned SPIEKER		
ROW 14		1:21.858 71 Pia BIANCHI	1:23.396 93 Rudolf ERNST
ROW 13	1:15.963 64 Martin RICHARDSON		1:16.556 96 Steve MONK
ROW 12		1:15.365 10 Karl WETHERELL	1:15.950 20 Steve HILL
ROW 11	1:13.955 55 Paul CASTALDINI		1:14.524 7 John MONSON
ROW 10		1:12.807 77 Simon EDWARDS	1:13.428 21 Robert BARRIE
ROW 9	1:11.338 41 Gareth JACKSON		1:11.831 14 Chris ATKINSON
ROW 8		1:09.789 67 Andrew SMITH	1:10.975 87 Al FLEMING
ROW 7	1:08.506 11 Andy SHEPHERD		1:09.152 61 Nick THOMPSON
ROW 6		1:08.078 9 Andrew WILLIS	1:08.369 28 Don SALVAGE
ROW 5	1:07.375 25 Michael HIBBERD		1:07.718 72 Jamie BOOT
ROW 4		1:06.056 42 Simon LEIGHTON	1:06.633 97 Andrew HILL
ROW 3	1:05.294 4 David BECKETT		1:05.594 99 Tony BIANCHI
ROW 2		1:04.448 54 Robert SHAW	1:05.038 78 Jeremy COTTINGHAM
ROW 1	1:03.370 49 Michael SCHRYVER		1:04.068 34 James SCHRYVER
Pole			
			

CARS 7 AND 9 TRANSPONDERS NOT WORKING PLEASE FIX FOR RACE

Weather / Track : Cloudy/Dry

These results are provisional until the conclusion of any judicial and technical matters.

SilverstoneNat
Circuit Length = 1.6390 miles

Clerk of Course :		Timekeeper :
-------------------	--	--------------

Classic Racing Cars supported by Chartland Properties Ltd

QUALIFYING - Race 6 - CLASSIFICATION

POS	NO	CL	NAME	ENTRY	TIME	ON	LAPS	GAP	DIFF	MPH
1	64	E4	Michael LYONS	Merlyn MK10	1:02.235	5	10			94.80
2	2	E2	Matthew WATTS	Brabham BT29	1:03.261	4	14	1.026	1.026	93.27
3	22	E2	Ian GRAY	Brabham BT16	1:04.397	10	13	2.162	1.136	91.62
4	68	E4	Michael SCOTT	Brabham BT30	1:04.412	11	14	2.177	0.015	91.60
5	92	E4	David COPLOWE	McLaren M4A	1:04.773	9	11	2.538	0.361	91.09
6	51	E2	Anthony ROSS	Lotus 59	1:05.003	11	13	2.768	0.230	90.77
7	52	E4	John MONSON	Crossle 19F	1:06.143	13	13	3.908	1.140	89.20
8	36	E2	Tony KEELE	Palliser WDB3	1:06.311	3	13	4.076	0.168	88.98
9	25	E4	John COUNSELL	Brabham BT23C	1:06.700	13	13	4.465	0.389	88.46
10	9	C	Anthony GODDARD	Merlyn Mk9	1:07.308	13	13	5.073	0.608	87.66
11	62	E2	Alasdair PIKE	Brabham BT21	1:07.757	5	13	5.522	0.449	87.08
12	73	E2	John RAND	Palliser WDB2	1:08.242	10	12	6.007	0.485	86.46
13	30	E2	Sam KENDLE	Brabham BT21B	1:08.662	11	12	6.427	0.420	85.93
14	1	E2	Cliff GIDDENS	Brabham BT16	1:08.763	11	13	6.528	0.101	85.80
15	21	E2	Neil BOWMAN	Macon MR6	1:09.600	2	4	7.365	0.837	84.77
16	98	E2	Keith NORMAN	Chevron B15C	1:09.862	5	10	7.627	0.262	84.45
17	6	F	Andrew GARSIDE	Elden Mk8	1:09.924	13	13	7.689	0.062	84.38
18	78	B	Max SMEETH	Lotus 22	1:09.959	12	12	7.724	0.035	84.34
19	5	B	James CLARIDGE	Lola Mk5A	1:10.046	5	13	7.811	0.087	84.23
20	17	D	Grant SAUNDERS	March 703	1:10.964	9	10	8.729	0.918	83.14
21	66	F	Gregory THORNTON	Titan Mk4	1:11.139	11	11	8.904	0.175	82.94
22	32	E2	Julian JUDD	Jovis	1:11.391	10	12	9.156	0.252	82.64
23	23	F	Bob HOUGHTON	Merlyn Mk20A	1:11.438	12	12	9.203	0.047	82.59
24	45	E2	Ronnie HAINES	Cooper T82	1:11.866	3	12	9.631	0.428	82.10
25	14	F	Roy MACGREGOR	Hawke DL2B	1:12.465	10	12	10.230	0.599	81.42
26	7	E2	Roger BEVAN	Brabham BT21A	1:12.801	3	3	10.566	0.336	81.04
27	31	C	Brian ASHBY	Emeryson Formula 1	1:13.392	3	11	11.157	0.591	80.39
28	93	B	Rudolf ERNST	Lotus 22	1:13.632	8	12	11.397	0.240	80.13
29	39	F	Michael RICHINGS	Alexis Mk15	1:14.409	8	12	12.174	0.777	79.29
30	97	B	David BROWN	Brabham BT6	1:15.193	3	11	12.958	0.784	78.46
31	85	F	Patrick SMALL	Merlyn Mk11	1:15.659	9	11	13.424	0.466	77.98
32	35	D	David PULLEN	Chevron B17	1:16.434	10	12	14.199	0.775	77.19
33	72	B	David CROWTHER	Lotus 22	1:16.960	3	12	14.725	0.526	76.66
34	54	F	Jackie MEEK	Merlyn Mk20A	1:18.127	8	11	15.892	1.167	75.52
35	42	D	Barrie PUSEY	Brabham BT21B	1:22.571	7	10	20.336	4.444	71.45
36	99	F	Rachel WOOLLEY	Merlyn Mk20	1:28.695	10	10	26.460	6.124	66.52

CARS 7, 64, 73 AND 92 TRANSPONDERS NOT WORKING PLEASE FIX FOR RACE
CAR 52 YOU HAVE 2 TRANSPONDERS, PLEASE REMOVE ONE

Weather / Track : Sunny/Dry

These results are provisional until the conclusion of any judicial and technical matters.

SilverstoneNat

Circuit Length = 1.6390 miles

Start: 10:55 End: 11:12

Clerk of Course :

Timekeeper :

Classic Racing Cars supported by Chartland Properties Ltd

QUALIFYING - Race 6 - LAP ANALYSIS

1	Cliff GIDDENS		Brabham BT16				
1 -	1:16.528	+ 7.765	10:57:21.815	8 -	1:17.690	+ 8.927	11:06:00.804
2 -	1:11.576	+ 2.813	10:58:33.391	9 -	1:15.074	+ 6.311	11:07:15.878
3 -	1:12.646	+ 3.883	10:59:46.037	10 -	1:09.809	+ 1.046	11:08:25.687
4 -	1:12.904	+ 4.141	11:00:58.941	11 -	1:08.763		11:09:34.450
5 -	1:09.868	+ 1.105	11:02:08.809	12 -	1:12.993	+ 4.230	11:10:47.443
6 -	1:18.098	+ 9.335	11:03:26.907	13 -	1:09.655	+ 0.892	11:11:57.098
7 -	1:16.207	+ 7.444	11:04:43.114				
2	Matthew WATTS		Brabham BT29				
1 -	1:05.847	+ 2.586	10:57:08.861	8 -	1:05.113	+ 1.852	11:04:53.614
2 -	1:04.824	+ 1.563	10:58:13.685	9 -	1:07.843	+ 4.582	11:06:01.457
3 -	1:05.122	+ 1.861	10:59:18.807	10 -	1:04.074	+ 0.813	11:07:05.531
4 -	1:03.261		11:00:22.068	11 -	1:04.056	+ 0.795	11:08:09.587
5 -	1:06.479	+ 3.218	11:01:28.547	12 -	1:03.779	+ 0.518	11:09:13.366
6 -	1:12.460	+ 9.199	11:02:41.007	13 -	1:04.968	+ 1.707	11:10:18.334
7 -	1:07.494	+ 4.233	11:03:48.501	14 -	1:04.086	+ 0.825	11:11:22.420
5	James CLARIDGE		Lola Mk5A				
1 -	1:14.118	+ 4.072	10:57:32.036	8 -	1:14.550	+ 4.504	11:06:04.751
2 -	1:13.787	+ 3.741	10:58:45.823	9 -	1:11.701	+ 1.655	11:07:16.452
3 -	1:11.071	+ 1.025	10:59:56.894	10 -	1:10.222	+ 0.176	11:08:26.674
4 -	1:12.649	+ 2.603	11:01:09.543	11 -	1:10.588	+ 0.542	11:09:37.262
5 -	1:10.046		11:02:19.589	12 -	1:13.707	+ 3.661	11:10:50.969
6 -	1:17.141	+ 7.095	11:03:36.730	13 -	1:13.515	+ 3.469	11:12:04.484
7 -	1:13.471	+ 3.425	11:04:50.201				
6	Andrew GARSIDE		Elden Mk8				
1 -	1:13.356	+ 3.432	10:57:34.295	8 -	1:12.732	+ 2.808	11:06:08.826
2 -	1:13.077	+ 3.153	10:58:47.372	9 -	1:11.466	+ 1.542	11:07:20.292
3 -	1:11.039	+ 1.115	10:59:58.411	10 -	1:10.920	+ 0.996	11:08:31.212
4 -	1:12.295	+ 2.371	11:01:10.706	11 -	1:10.810	+ 0.886	11:09:42.022
5 -	1:10.607	+ 0.683	11:02:21.313	12 -	1:14.010	+ 4.086	11:10:56.032
6 -	1:20.546	+ 10.622	11:03:41.859	13 -	1:09.924		11:12:05.956
7 -	1:14.235	+ 4.311	11:04:56.094				
7	Roger BEVAN		Brabham BT21A				
1 -	1:20.297	+ 7.496	10:57:30.901	3 -	1:12.801		11:01:14.093
2 -	2:30.391	+ 1:17.590	11:00:01.292				
9	Anthony GODDARD		Merlyn Mk9				
1 -	1:15.784	+ 8.476	10:57:54.466	8 -	1:09.131	+ 1.823	11:06:06.586
2 -	1:11.316	+ 4.008	10:59:05.782	9 -	1:08.400	+ 1.092	11:07:14.986
3 -	1:10.431	+ 3.123	11:00:16.213	10 -	1:07.370	+ 0.062	11:08:22.356
4 -	1:09.302	+ 1.994	11:01:25.515	11 -	1:07.762	+ 0.454	11:09:30.118
5 -	1:11.996	+ 4.688	11:02:37.511	12 -	1:07.667	+ 0.359	11:10:37.785
6 -	1:10.446	+ 3.138	11:03:47.957	13 -	1:07.308		11:11:45.093
7 -	1:09.498	+ 2.190	11:04:57.455				
14	Roy MACGREGOR		Hawke DL2B				
1 -	1:19.160	+ 6.695	10:57:53.019	7 -	1:14.585	+ 2.120	11:05:29.554
2 -	1:15.312	+ 2.847	10:59:08.331	8 -	1:14.197	+ 1.732	11:06:43.751
3 -	1:13.757	+ 1.292	11:00:22.088	9 -	1:12.889	+ 0.424	11:07:56.640
4 -	1:16.314	+ 3.849	11:01:38.402	10 -	1:12.465		11:09:59.105
5 -	1:20.131	+ 7.666	11:02:58.533	11 -	1:14.641	+ 2.176	11:10:23.746
6 -	1:16.436	+ 3.971	11:04:14.969	12 -	1:12.962	+ 0.497	11:11:36.708
17	Grant SAUNDERS		March 703				
1 -	1:18.905	+ 7.941	10:57:46.973	6 -	1:14.971	+ 4.007	11:04:01.058
2 -	1:14.947	+ 3.983	10:59:01.920	7 -	1:13.585	+ 2.621	11:05:14.643
3 -	1:13.201	+ 2.237	11:00:15.121	8 -	1:12.046	+ 1.082	11:06:26.689
4 -	1:13.307	+ 2.343	11:01:28.428	9 -	1:10.964		11:07:37.653
5 -	1:17.659	+ 6.695	11:02:46.087	10 -	1:39.384 P	+ 28.420	11:09:17.037

SilverstoneNat
 Circuit Length = 1.6390 miles
 Start: 10:55 End: 11:12

Weather / Track : Sunny/Dry

Classic Racing Cars supported by Chartland Properties Ltd

QUALIFYING - Race 6 - LAP ANALYSIS

21	Neil BOWMAN		Macon MR6				
1 -	1:12.804	+ 3.204	10:57:40.507	3 -	1:09.835	+ 0.235	10:59:59.942
2 -	1:09.600		10:58:50.107	4 -	1:10.849	+ 1.249	11:01:10.791
22	Ian GRAY		Brabham BT16				
1 -	1:13.139	+ 8.742	10:57:25.396	8 -	1:09.801	+ 5.404	11:05:34.810
2 -	1:09.095	+ 4.698	10:58:34.491	9 -	1:05.095	+ 0.698	11:06:39.905
3 -	1:07.400	+ 3.003	10:59:41.891	10 -	1:04.397		11:07:44.302
4 -	1:11.062	+ 6.665	11:00:52.953	11 -	1:05.342	+ 0.945	11:08:49.644
5 -	1:07.718	+ 3.321	11:02:00.671	12 -	1:06.519	+ 2.122	11:09:56.163
6 -	1:10.430	+ 6.033	11:03:11.101	13 -	1:06.953	+ 2.556	11:11:03.116
7 -	1:13.908	+ 9.511	11:04:25.009				
23	Bob HOUGHTON		Merlyn Mk20A				
1 -	1:17.039	+ 5.601	10:57:39.580	7 -	1:15.899	+ 4.461	11:05:14.904
2 -	1:14.338	+ 2.900	10:58:53.918	8 -	1:12.097	+ 0.659	11:06:27.001
3 -	1:13.348	+ 1.910	11:00:07.266	9 -	1:12.324	+ 0.886	11:07:39.325
4 -	1:13.678	+ 2.240	11:01:20.944	10 -	1:14.010	+ 2.572	11:08:53.335
5 -	1:19.994	+ 8.556	11:02:40.938	11 -	1:12.725	+ 1.287	11:10:06.060
6 -	1:18.067	+ 6.629	11:03:59.005	12 -	1:11.438		11:11:17.498
25	John COUNSELL		Brabham BT23C				
1 -	1:15.575	+ 8.875	10:57:30.473	8 -	1:14.079	+ 7.379	11:05:56.392
2 -	1:09.021	+ 2.321	10:58:39.494	9 -	1:10.735	+ 4.035	11:07:07.127
3 -	1:09.055	+ 2.355	10:59:48.549	10 -	1:10.853	+ 4.153	11:08:17.980
4 -	1:11.415	+ 4.715	11:00:59.964	11 -	1:07.237	+ 0.537	11:09:25.217
5 -	1:10.727	+ 4.027	11:02:10.691	12 -	1:08.604	+ 1.904	11:10:33.821
6 -	1:16.693	+ 9.993	11:03:27.384	13 -	1:06.700		11:11:40.521
7 -	1:14.929	+ 8.229	11:04:42.313				
30	Sam KENDLE		Brabham BT21B				
1 -	1:21.137	+ 12.475	10:57:52.509	7 -	1:16.245	+ 7.583	11:05:25.421
2 -	1:15.269	+ 6.607	10:59:07.778	8 -	1:11.933	+ 3.271	11:06:37.354
3 -	1:15.552	+ 6.890	11:00:23.330	9 -	1:11.526	+ 2.864	11:07:48.880
4 -	1:14.025	+ 5.363	11:01:37.355	10 -	1:12.128	+ 3.466	11:09:01.008
5 -	1:19.232	+ 10.570	11:02:56.587	11 -	1:08.662		11:10:09.670
6 -	1:12.589	+ 3.927	11:04:09.176	12 -	1:11.222	+ 2.560	11:11:20.892
31	Brian ASHBY		Emeryson Formula 1				
1 -	1:16.573	+ 3.181	10:57:38.181	7 -	1:19.446	+ 6.054	11:05:58.940
2 -	1:13.607	+ 0.215	10:58:51.788	8 -	1:16.928	+ 3.536	11:07:15.868
3 -	1:13.392		11:00:05.180	9 -	1:17.924	+ 4.532	11:08:33.792
4 -	1:13.817	+ 0.425	11:01:18.997	10 -	1:17.858	+ 4.466	11:09:51.650
5 -	1:56.448	+ 43.056	11:03:15.445	11 -	1:20.221	+ 6.829	11:11:11.871
6 -	1:24.049	+ 10.657	11:04:39.494				
32	Julian JUDD		Jovis				
1 -	1:18.823	+ 7.432	10:57:42.928	7 -	1:16.443	+ 5.052	11:05:15.816
2 -	1:14.805	+ 3.414	10:58:57.733	8 -	1:12.186	+ 0.795	11:06:28.002
3 -	1:13.748	+ 2.357	11:00:11.481	9 -	1:11.816	+ 0.425	11:07:39.818
4 -	1:14.988	+ 3.597	11:01:26.469	10 -	1:11.391		11:08:51.209
5 -	1:16.434	+ 5.043	11:02:42.903	11 -	1:12.569	+ 1.178	11:10:03.778
6 -	1:16.470	+ 5.079	11:03:59.373	12 -	1:11.488	+ 0.097	11:11:15.266
35	David PULLEN		Chevron B17				
1 -	1:21.208	+ 4.774	10:57:38.847	7 -	1:18.560	+ 2.126	11:05:38.932
2 -	1:18.522	+ 2.088	10:58:57.369	8 -	1:16.775	+ 0.341	11:06:55.707
3 -	1:18.340	+ 1.906	11:00:15.709	9 -	1:16.633	+ 0.199	11:08:12.340
4 -	1:20.966	+ 4.532	11:01:36.675	10 -	1:16.434		11:09:28.774
5 -	1:22.386	+ 5.952	11:02:59.061	11 -	1:17.176	+ 0.742	11:10:45.950
6 -	1:21.311	+ 4.877	11:04:20.372	12 -	1:20.079	+ 3.645	11:12:06.029

SilverstoneNat
Circuit Length = 1.6390 miles
Start: 10:55 End: 11:12

Weather / Track : Sunny/Dry

Classic Racing Cars supported by Chartland Properties Ltd

QUALIFYING - Race 6 - LAP ANALYSIS

36	Tony KEELE		Palliser WDB3				
1 -	1:30.517	+ 24.206	10:58:11.890	8 -	1:06.930	+ 0.619	11:06:22.831
2 -	1:11.066	+ 4.755	10:59:22.956	9 -	1:06.562	+ 0.251	11:07:29.393
3 -	1:06.311		11:00:29.267	10 -	1:08.209	+ 1.898	11:08:37.602
4 -	1:09.216	+ 2.905	11:01:38.483	11 -	1:06.748	+ 0.437	11:09:44.350
5 -	1:15.008	+ 8.697	11:02:53.491	12 -	1:07.754	+ 1.443	11:10:52.104
6 -	1:11.309	+ 4.998	11:04:04.800	13 -	1:08.115	+ 1.804	11:12:00.219
7 -	1:11.101	+ 4.790	11:05:15.901				
39	Michael RICHINGS		Alexis Mk15				
1 -	1:19.008	+ 4.599	10:57:37.439	7 -	1:15.331	+ 0.922	11:05:18.688
2 -	1:16.315	+ 1.906	10:58:53.754	8 -	1:14.409		11:06:33.097
3 -	1:17.459	+ 3.050	11:00:11.213	9 -	1:14.565	+ 0.156	11:07:47.662
4 -	1:16.759	+ 2.350	11:01:27.972	10 -	1:16.798	+ 2.389	11:09:04.460
5 -	1:18.532	+ 4.123	11:02:46.504	11 -	1:15.103	+ 0.694	11:10:19.563
6 -	1:16.853	+ 2.444	11:04:03.357	12 -	1:14.672	+ 0.263	11:11:34.235
42	Barrie PUSEY		Brabham BT21B				
1 -	1:30.333	+ 7.762	10:58:16.666	6 -	1:26.925	+ 4.354	11:05:35.690
2 -	1:28.029	+ 5.458	10:59:44.695	7 -	1:22.571		11:06:58.261
3 -	1:27.884	+ 5.313	11:01:12.579	8 -	1:23.467	+ 0.896	11:08:21.728
4 -	1:27.296	+ 4.725	11:02:39.875	9 -	1:26.082	+ 3.511	11:09:47.810
5 -	1:28.890	+ 6.319	11:04:08.765	10 -	1:27.008	+ 4.437	11:11:14.818
45	Ronnie HAINES		Cooper T82				
1 -	1:26.837	+ 14.971	10:58:06.531	7 -	1:20.024	+ 8.158	11:05:49.557
2 -	1:14.218	+ 2.352	10:59:20.749	8 -	1:15.208	+ 3.342	11:07:04.765
3 -	1:11.866		11:00:32.615	9 -	1:13.671	+ 1.805	11:08:18.436
4 -	1:13.940	+ 2.074	11:01:46.555	10 -	1:12.538	+ 0.672	11:09:30.974
5 -	1:18.842	+ 6.976	11:03:05.397	11 -	1:17.004	+ 5.138	11:10:47.978
6 -	1:24.136	+ 12.270	11:04:29.533	12 -	1:17.341	+ 5.475	11:12:05.319
51	Anthony ROSS		Lotus 59				
1 -	1:13.734	+ 8.731	10:57:26.748	8 -	1:09.953	+ 4.950	11:05:35.881
2 -	1:08.903	+ 3.900	10:58:35.651	9 -	1:05.170	+ 0.167	11:06:41.051
3 -	1:08.722	+ 3.719	10:59:44.373	10 -	1:05.229	+ 0.226	11:07:46.280
4 -	1:07.288	+ 2.285	11:00:51.661	11 -	1:05.003		11:08:51.283
5 -	1:10.099	+ 5.096	11:02:01.760	12 -	1:07.045	+ 2.042	11:09:58.328
6 -	1:11.560	+ 6.557	11:03:13.320	13 -	1:14.344	+ 9.341	11:11:12.672
7 -	1:12.608	+ 7.605	11:04:25.928				
52	John MONSON		Crossle 19F				
1 -	1:15.794	+ 9.651	10:57:51.879	8 -	1:13.480	+ 7.337	11:06:01.442
2 -	1:08.735	+ 2.592	10:59:00.614	9 -	1:08.516	+ 2.373	11:07:09.958
3 -	1:07.891	+ 1.748	11:00:08.505	10 -	1:07.646	+ 1.503	11:08:17.604
4 -	1:11.044	+ 4.901	11:01:19.549	11 -	1:06.854	+ 0.711	11:09:24.458
5 -	1:11.847	+ 5.704	11:02:31.396	12 -	1:08.989	+ 2.846	11:10:33.447
6 -	1:08.617	+ 2.474	11:03:40.013	13 -	1:06.143		11:11:39.590
7 -	1:07.949	+ 1.806	11:04:47.962				
54	Jackie MEEK		Merlyn Mk20A				
1 -	1:22.698	+ 4.571	10:58:01.243	7 -	1:20.466	+ 2.339	11:06:08.083
2 -	1:21.632	+ 3.505	10:59:22.875	8 -	1:18.127		11:07:26.210
3 -	1:21.090	+ 2.963	11:00:43.965	9 -	1:18.715	+ 0.588	11:08:44.925
4 -	1:19.737	+ 1.610	11:02:03.702	10 -	1:20.705	+ 2.578	11:10:05.630
5 -	1:20.822	+ 2.695	11:03:24.524	11 -	1:19.591	+ 1.464	11:11:25.221
6 -	1:23.093	+ 4.966	11:04:47.617				
62	Alasdair PIKE		Brabham BT21				
1 -	1:13.830	+ 6.073	10:57:32.620	8 -	1:18.004	+ 10.247	11:06:02.783
2 -	1:13.501	+ 5.744	10:58:46.121	9 -	1:13.531	+ 5.774	11:07:16.314
3 -	1:10.380	+ 2.623	10:59:56.501	10 -	1:11.545	+ 3.788	11:08:27.859
4 -	1:11.130	+ 3.373	11:01:07.631	11 -	1:10.746	+ 2.989	11:09:38.605

SilverstoneNat
Circuit Length = 1.6390 miles
Start: 10:55 End: 11:12

Weather / Track : Sunny/Dry

Classic Racing Cars supported by Chartland Properties Ltd

QUALIFYING - Race 6 - LAP ANALYSIS

5 -	1:07.757		11:02:15.388	12 -	1:11.813	+ 4.056	11:10:50.418
6 -	1:14.566	+ 6.809	11:03:29.954	13 -	1:10.538	+ 2.781	11:12:00.956
7 -	1:14.825	+ 7.068	11:04:44.779				
64	Michael LYONS			Merlyn MK10			
1 -	1:07.537	+ 5.302	10:57:09.398	6 -	1:03.611	+ 1.376	11:04:48.748
2 -	1:04.747	+ 2.512	10:58:14.145	7 -	1:12.062	+ 9.827	11:06:00.810
3 -	2:08.635	+ 1:06.400	11:00:22.780	8 -	1:05.723	+ 3.488	11:07:06.533
4 -	2:20.122	+ 1:17.887	11:02:42.902	9 -	1:03.955	+ 1.720	11:08:10.488
5 -	1:02.235		11:03:45.137	10 -	1:03.941	+ 1.706	11:09:14.429
66	Gregory THORNTON			Titan Mk4			
1 -	1:20.839	+ 9.700	10:58:03.812	7 -	1:44.116 P	+ 32.977	11:06:11.941
2 -	1:14.928	+ 3.789	10:59:18.740	8 -	1:50.444	+ 39.305	11:08:02.385
3 -	1:13.269	+ 2.130	11:00:32.009	9 -	1:13.162	+ 2.023	11:09:15.547
4 -	1:15.061	+ 3.922	11:01:47.070	10 -	1:42.142	+ 31.003	11:10:57.689
5 -	1:19.038	+ 7.899	11:03:06.108	11 -	1:11.139		11:12:08.828
6 -	1:21.717	+ 10.578	11:04:27.825				
68	Michael SCOTT			Brabham BT30			
1 -	1:12.500	+ 8.088	10:57:20.525	8 -	1:10.924	+ 6.512	11:05:22.263
2 -	1:06.905	+ 2.493	10:58:27.430	9 -	1:05.961	+ 1.549	11:06:28.224
3 -	1:06.009	+ 1.597	10:59:33.439	10 -	1:04.764	+ 0.352	11:07:32.988
4 -	1:04.927	+ 0.515	11:00:38.366	11 -	1:04.412		11:08:37.400
5 -	1:08.394	+ 3.982	11:01:46.760	12 -	1:05.979	+ 1.567	11:09:43.379
6 -	1:13.196	+ 8.784	11:02:59.956	13 -	1:08.431	+ 4.019	11:10:51.810
7 -	1:11.383	+ 6.971	11:04:11.339	14 -	1:06.100	+ 1.688	11:11:57.910
72	David CROWTHER			Lotus 22			
1 -	1:19.920	+ 2.960	10:57:30.201	7 -	1:19.533	+ 2.573	11:05:27.627
2 -	1:18.486	+ 1.526	10:58:48.687	8 -	1:18.460	+ 1.500	11:06:46.087
3 -	1:16.960		11:00:05.647	9 -	1:18.335	+ 1.375	11:08:04.422
4 -	1:17.724	+ 0.764	11:01:23.371	10 -	1:18.677	+ 1.717	11:09:23.099
5 -	1:24.566	+ 7.606	11:02:47.937	11 -	1:19.759	+ 2.799	11:10:42.858
6 -	1:20.157	+ 3.197	11:04:08.094	12 -	1:19.299	+ 2.339	11:12:02.157
73	John RAND			Palliser WDB2			
1 -	1:17.433	+ 9.191	10:57:53.120	7 -	1:11.666	+ 3.424	11:06:19.903
2 -	1:13.099	+ 4.857	10:59:06.219	8 -	1:10.549	+ 2.307	11:07:30.452
3 -	2:22.563	+ 1:14.321	11:01:28.782	9 -	1:09.104	+ 0.862	11:08:39.556
4 -	1:14.712	+ 6.470	11:02:43.494	10 -	1:08.242		11:09:47.798
5 -	1:13.580	+ 5.338	11:03:57.074	11 -	1:09.286	+ 1.044	11:10:57.084
6 -	1:11.163	+ 2.921	11:05:08.237	12 -	1:09.221	+ 0.979	11:12:06.305
78	Max SMEETH			Lotus 22			
1 -	1:17.109	+ 7.150	10:57:31.254	7 -	1:15.093	+ 5.134	11:05:31.602
2 -	1:16.782	+ 6.823	10:58:48.036	8 -	1:12.425	+ 2.466	11:06:44.027
3 -	1:14.517	+ 4.558	11:00:02.553	9 -	1:10.130	+ 0.171	11:07:54.157
4 -	1:41.107	+ 31.148	11:01:43.660	10 -	1:10.942	+ 0.983	11:09:05.099
5 -	1:15.964	+ 6.005	11:02:59.624	11 -	1:10.487	+ 0.528	11:10:15.586
6 -	1:16.885	+ 6.926	11:04:16.509	12 -	1:09.959		11:11:25.545
85	Patrick SMALL			Merlyn Mk11			
1 -	1:25.237	+ 9.578	10:58:08.360	7 -	1:19.244	+ 3.585	11:05:59.391
2 -	1:18.376	+ 2.717	10:59:26.736	8 -	1:18.501	+ 2.842	11:07:17.892
3 -	1:17.536	+ 1.877	11:00:44.272	9 -	1:15.659		11:08:33.551
4 -	1:18.694	+ 3.035	11:02:02.966	10 -	1:31.509	+ 15.850	11:10:05.060
5 -	1:18.227	+ 2.568	11:03:21.193	11 -	1:16.840	+ 1.181	11:11:21.900
6 -	1:18.954	+ 3.295	11:04:40.147				
92	David COPLOWE			McLaren M4A			
1 -	1:12.716	+ 7.943	10:57:24.110	7 -	2:20.958	+ 1:16.185	11:05:33.141
2 -	1:09.847	+ 5.074	10:58:33.957	8 -	2:12.252	+ 1:07.479	11:07:45.393
3 -	1:09.092	+ 4.319	10:59:43.049	9 -	1:04.773		11:08:50.166

SilverstoneNat
Circuit Length = 1.6390 miles
Start: 10:55 End: 11:12

Weather / Track : Sunny/Dry


Classic Racing Cars supported by Chartland Properties Ltd

QUALIFYING - Race 6 - LAP ANALYSIS

4 -	1:06.852	+ 2.079	11:00:49.901	10 -	1:07.373	+ 2.600	11:09:57.539
5 -	1:07.568	+ 2.795	11:01:57.469	11 -	1:06.209	+ 1.436	11:11:03.748
6 -	1:14.714	+ 9.941	11:03:12.183				
93	Rudolf ERNST		Lotus 22				
1 -	1:27.846	+ 14.214	10:58:07.298	7 -	1:15.287	+ 1.655	11:05:51.701
2 -	1:16.241	+ 2.609	10:59:23.539	8 -	1:13.632		11:07:05.333
3 -	1:15.677	+ 2.045	11:00:39.216	9 -	1:15.089	+ 1.457	11:08:20.422
4 -	1:13.908	+ 0.276	11:01:53.124	10 -	1:13.990	+ 0.358	11:09:34.412
5 -	1:23.200	+ 9.568	11:03:16.324	11 -	1:18.060	+ 4.428	11:10:52.472
6 -	1:20.090	+ 6.458	11:04:36.414	12 -	1:17.848	+ 4.216	11:12:10.320
97	David BROWN		Brabham BT6				
1 -	1:20.972	+ 5.779	10:57:56.734	7 -	1:19.691	+ 4.498	11:05:50.146
2 -	1:15.897	+ 0.704	10:59:12.631	8 -	1:18.075	+ 2.882	11:07:08.221
3 -	1:15.193		11:00:27.824	9 -	1:17.354	+ 2.161	11:08:25.575
4 -	1:18.610	+ 3.417	11:01:46.434	10 -	1:17.638	+ 2.445	11:09:43.213
5 -	1:20.885	+ 5.692	11:03:07.319	11 -	1:17.940	+ 2.747	11:11:01.153
6 -	1:23.136	+ 7.943	11:04:30.455				
98	Keith NORMAN		Chevron B15C				
1 -	1:15.068	+ 5.206	10:57:31.683	6 -	3:59.890	+ 2:50.028	11:06:18.148
2 -	1:13.563	+ 3.701	10:58:45.246	7 -	1:11.182	+ 1.320	11:07:29.330
3 -	1:09.924	+ 0.062	10:59:55.170	8 -	1:11.459	+ 1.597	11:08:40.789
4 -	1:13.226	+ 3.364	11:01:08.396	9 -	1:11.034	+ 1.172	11:09:51.823
5 -	1:09.862		11:02:18.258	10 -	1:14.027	+ 4.165	11:11:05.850
99	Rachel WOOLLEY		Merlyn Mk20				
1 -	1:38.132	+ 9.437	10:58:08.894	6 -	1:35.069	+ 6.374	11:06:17.335
2 -	1:34.922	+ 6.227	10:59:43.816	7 -	1:31.196	+ 2.501	11:07:48.531
3 -	1:35.329	+ 6.634	11:01:19.145	8 -	1:29.933	+ 1.238	11:09:18.464
4 -	1:40.072	+ 11.377	11:02:59.217	9 -	1:29.307	+ 0.612	11:10:47.771
5 -	1:43.049	+ 14.354	11:04:42.266	10 -	1:28.695		11:12:16.466

Classic Racing Cars supported by Chartland Properties Ltd

Race 6 - GRID

ROW	18	1:28.695	99 Rachel WOOLLEY	1:22.571	42 Barrie PUSEY
ROW	17	1:18.127	54 Jackie MEEK	1:16.960	72 David CROWTHER
ROW	16	1:16.434	35 David PULLEN	1:15.659	85 Patrick SMALL
ROW	15	1:15.193	97 David BROWN	1:14.409	39 Michael RICHINGS
ROW	14	1:13.632	93 Rudolf ERNST	1:13.392	31 Brian ASHBY
ROW	13	1:12.801	7 Roger BEVAN	1:12.465	14 Roy MACGREGOR
ROW	12	1:11.866	45 Ronnie HAINES	1:11.438	23 Bob HOUGHTON
ROW	11	1:11.391	32 Julian JUDD	1:11.139	66 Gregory THORNTON
ROW	10	1:10.964	17 Grant SAUNDERS	1:10.046	5 James CLARIDGE
ROW	9	1:09.959	78 Max SMEETH	1:09.924	6 Andrew GARSIDE
ROW	8	1:09.862	98 Keith NORMAN	1:09.600	21 Neil BOWMAN
ROW	7	1:08.763	1 Cliff GIDDENS	1:08.662	30 Sam KENDLE
ROW	6	1:08.242	73 John RAND	1:07.757	62 Alasdair PIKE
ROW	5	1:07.308	9 Anthony GODDARD	1:06.700	25 John COUNSELL
ROW	4	1:06.311	36 Tony KEELE	1:06.143	52 John MONSON
ROW	3	1:05.003	51 Anthony ROSS	1:04.773	92 David COPLOWE
ROW	2	1:04.412	68 Michael SCOTT	1:04.397	22 Ian GRAY
ROW	1	1:03.261	2 Matthew WATTS	1:02.235	64 Michael LYONS
Pole					
					

**CARS 7, 64, 73 AND 92 TRANSPONDERS NOT WORKING PLEASE FIX FOR RACE
CAR 52 YOU HAVE 2 TRANSPONDERS, PLEASE REMOVE ONE**

Weather / Track : Sunny/Dry

These results are provisional until the conclusion of any judicial and technical matters.

SilverstoneNat
Circuit Length = 1.6390 miles

Clerk of Course :		Timekeeper :
-------------------	--	--------------

"MotorsportAds.co.uk" 70s Road Sports
QUALIFYING - Race 7 - CLASSIFICATION

POS	NO	CL	NAME	ENTRY	TIME	ON	LAPS	GAP	DIFF	MPH
1	3	A	Paul CONWAY	Morgan Plus 8	1:08.378	8	13			86.29
2	64	A	Paul ANDERSON	Porsche 928	1:08.603	10	13	0.225	0.225	86.00
3	15	A	Philip MCKELVEY	Morgan Plus 8	1:09.873	6	12	1.495	1.270	84.44
4	38	B	William JENKINS	Ferrari 308 GTB	1:09.950	10	12	1.572	0.077	84.35
5	9	B	Julian BARTER	TVR 3000M	1:10.061	11	12	1.683	0.111	84.21
6	11	C	Rory STOCKBRIDGE	Lotus Europa	1:10.146	9	13	1.768	0.085	84.11
7	24	B	Charles BARTER	Datsun 240Z	1:10.293	8	12	1.915	0.147	83.93
8	44	C	Alan HARPER	Lotus Elan S4	1:10.561	9	12	2.183	0.268	83.62
9	43	C	Howard BENTHAM	Lotus Europa	1:10.584	9	12	2.206	0.023	83.59
10	54	C	Chris HOLLAND	Lotus 7 S4	1:11.058	9	11	2.680	0.474	83.03
11	42	C	Bill BRAITHWAITE	Lotus Europa	1:12.015	7	12	3.637	0.957	81.93
12	65	C	Steve COOKE	Lotus 7 S4	1:12.524	9	12	4.146	0.509	81.35
13	31	A	Mark BENNETT	MGB GT V8	1:12.680	7	12	4.302	0.156	81.18
14	26	B	Paul STAFFORD	Datsun 240Z	1:13.091	7	11	4.713	0.411	80.72
15	89	A	Ralph HARWOOD-PENN	MGB GT V8	1:13.680	11	11	5.302	0.589	80.08
16	96	B	Nigel BARNETT	Ford Capri 3000E	1:13.792	7	10	5.414	0.112	79.95
17	86	B	Christina TOTTY	TVR 3000M	1:14.464	12	12	6.086	0.672	79.23
18	61	D2	Luke CLARK-BAGNALL	Triumph GT6 Mk3	1:14.745	12	12	6.367	0.281	78.93
19	79	D2	Andy JARVIS	Porsche 924	1:14.925	7	12	6.547	0.180	78.75
20	1	D1	John THOMASON	Triumph Spitfire	1:15.225	10	12	6.847	0.300	78.43
21	10	C	Nigel ASHLEY	Lotus Europa	1:15.856	9	11	7.478	0.631	77.78
22	23	D2	Will MORTON	Alfa Romeo 2000 GTV	1:15.938	9	11	7.560	0.082	77.69
23	98	D2	Bob TROTTER	Ford Escort RS	1:16.767	3	6	8.389	0.829	76.86
24	47	B	Paul ASLETT	Porsche 911E	1:17.314	10	11	8.936	0.547	76.31
25	78	D2	Mark DUDLEY	Alfa Romeo 2000 GTV	1:17.670	8	10	9.292	0.356	75.96
26	88	B	Mark BOWN	TVR 3000M	1:17.673	8	11	9.295	0.003	75.96
27	14	D1	Jai SHARMA	Lancia Fulvia	1:18.412	5	11	10.034	0.739	75.24
28	55	D2	Jason KENNEDY	Lancia Beta Coupe	1:18.434	8	11	10.056	0.022	75.22
29	80	D2	David LANE	Jensen Healey	1:19.629	3	10	11.251	1.195	74.09
30	76	D2	David ERWIN	Alfa Romeo 2000 GTV	1:20.828	10	11	12.450	1.199	72.99
31	81	D2	John DOBSON	Alfa Romeo 2000 GTV	1:20.965	3	11	12.587	0.137	72.87
32	28	D2	George ADAMS	Alfa Romeo 2000 GTV	1:21.342	11	11	12.964	0.377	72.53
33	66	E	Louise KENNEDY	Lancia Fulvia Sport Zagato	1:21.615	9	11	13.237	0.273	72.29
34	35	B	Colin CAMPBELL	Ferrari Dino 246 GT	1:34.796	2	9	26.418	13.181	62.24

CAR 96 TRANSPONDER NOT WORKING PLEASE FIX FOR RACE

Weather / Track : Sunny/Dry

These results are provisional until the conclusion of any judicial and technical matters.

SilverstoneNat

Circuit Length = 1.6390 miles

Start: 11:20 End: 11:37

Clerk of Course :	Timekeeper :
-------------------	--------------

"MotorsportAds.co.uk" 70s Road Sports
QUALIFYING - Race 7 - LAP ANALYSIS

1	John THOMASON		Triumph Spitfire				
1 -	1:28.880	+ 13.655	11:22:48.555	7 -	1:16.196	+ 0.971	11:30:30.459
2 -	1:19.542	+ 4.317	11:24:08.097	8 -	1:16.569	+ 1.344	11:31:47.028
3 -	1:17.762	+ 2.537	11:25:25.859	9 -	1:15.508	+ 0.283	11:33:02.536
4 -	1:16.820	+ 1.595	11:26:42.679	10 -	1:15.225		11:34:17.761
5 -	1:15.367	+ 0.142	11:27:58.046	11 -	1:16.047	+ 0.822	11:35:33.808
6 -	1:16.217	+ 0.992	11:29:14.263	12 -	1:15.633	+ 0.408	11:36:49.441
3	Paul CONWAY		Morgan Plus 8				
1 -	1:15.619	+ 7.241	11:22:24.556	8 -	1:08.378		11:30:34.086
2 -	1:11.395	+ 3.017	11:23:35.951	9 -	1:09.010	+ 0.632	11:31:43.096
3 -	1:09.619	+ 1.241	11:24:45.570	10 -	1:09.753	+ 1.375	11:32:52.849
4 -	1:09.249	+ 0.871	11:25:54.819	11 -	1:09.782	+ 1.404	11:34:02.631
5 -	1:10.647	+ 2.269	11:27:05.466	12 -	1:09.052	+ 0.674	11:35:11.683
6 -	1:09.736	+ 1.358	11:28:15.202	13 -	1:10.369	+ 1.991	11:36:22.052
7 -	1:10.506	+ 2.128	11:29:25.708				
9	Julian BARTER		TVR 3000M				
1 -	1:20.734	+ 10.673	11:22:59.531	7 -	1:11.541	+ 1.480	11:30:13.457
2 -	1:12.992	+ 2.931	11:24:12.523	8 -	1:11.765	+ 1.704	11:31:25.222
3 -	1:11.183	+ 1.122	11:25:23.706	9 -	1:10.715	+ 0.654	11:32:35.937
4 -	1:10.412	+ 0.351	11:26:34.118	10 -	1:10.572	+ 0.511	11:33:46.509
5 -	1:17.042	+ 6.981	11:27:51.160	11 -	1:10.061		11:34:56.570
6 -	1:10.756	+ 0.695	11:29:01.916	12 -	1:11.038	+ 0.977	11:36:07.608
10	Nigel ASHLEY		Lotus Europa				
1 -	1:28.080	+ 12.224	11:23:02.489	7 -	1:16.485	+ 0.629	11:30:52.943
2 -	1:20.238	+ 4.382	11:24:22.727	8 -	1:17.036	+ 1.180	11:32:09.979
3 -	1:19.057	+ 3.201	11:25:41.784	9 -	1:15.856		11:33:25.835
4 -	1:19.429	+ 3.573	11:27:01.213	10 -	1:16.058	+ 0.202	11:34:41.893
5 -	1:17.598	+ 1.742	11:28:18.811	11 -	1:18.091	+ 2.235	11:35:59.984
6 -	1:17.647	+ 1.791	11:29:36.458				
11	Rory STOCKBRIDGE		Lotus Europa				
1 -	1:19.773	+ 9.627	11:22:25.982	8 -	1:11.283	+ 1.137	11:30:44.055
2 -	1:11.580	+ 1.434	11:23:37.562	9 -	1:10.146		11:31:54.201
3 -	1:10.572	+ 0.426	11:24:48.134	10 -	1:12.108	+ 1.962	11:33:06.309
4 -	1:11.242	+ 1.096	11:25:59.376	11 -	1:11.524	+ 1.378	11:34:17.833
5 -	1:11.548	+ 1.402	11:27:10.924	12 -	1:11.193	+ 1.047	11:35:29.026
6 -	1:10.886	+ 0.740	11:28:21.810	13 -	1:10.436	+ 0.290	11:36:39.462
7 -	1:10.962	+ 0.816	11:29:32.772				
14	Jai SHARMA		Lancia Fulvia				
1 -	1:26.158	+ 7.746	11:22:56.925	7 -	1:20.058	+ 1.646	11:30:54.220
2 -	1:19.383	+ 0.971	11:24:16.308	8 -	1:20.118	+ 1.706	11:32:14.338
3 -	1:19.556	+ 1.144	11:25:35.864	9 -	1:20.250	+ 1.838	11:33:34.588
4 -	1:19.177	+ 0.765	11:26:55.041	10 -	1:18.839	+ 0.427	11:34:53.427
5 -	1:18.412		11:28:13.453	11 -	1:19.875	+ 1.463	11:36:13.302
6 -	1:20.709	+ 2.297	11:29:34.162				
15	Philip MCKELVEY		Morgan Plus 8				
1 -	1:18.098	+ 8.225	11:22:29.002	7 -	1:13.092	+ 3.219	11:29:38.042
2 -	1:13.805	+ 3.932	11:23:42.807	8 -	1:12.361	+ 2.488	11:30:50.403
3 -	1:11.799	+ 1.926	11:24:54.606	9 -	1:10.201	+ 0.328	11:32:00.604
4 -	1:10.062	+ 0.189	11:26:04.668	10 -	1:12.656	+ 2.783	11:33:13.260
5 -	1:10.409	+ 0.536	11:27:15.077	11 -	1:14.779	+ 4.906	11:34:28.039
6 -	1:09.873		11:28:24.950	12 -	1:12.743	+ 2.870	11:35:40.782
23	Will MORTON		Alfa Romeo 2000 GTV				
1 -	1:28.759	+ 12.821	11:23:07.240	7 -	1:17.837	+ 1.899	11:30:54.789
2 -	1:18.663	+ 2.725	11:24:25.903	8 -	1:17.313	+ 1.375	11:32:12.102
3 -	1:16.558	+ 0.620	11:25:42.461	9 -	1:15.938		11:33:28.040
4 -	1:20.703	+ 4.765	11:27:03.164	10 -	1:26.641	+ 10.703	11:34:54.681

SilverstoneNat
 Circuit Length = 1.6390 miles
 Start: 11:20 End: 11:37

"MotorsportAds.co.uk" 70s Road Sports
QUALIFYING - Race 7 - LAP ANALYSIS

5 -	1:17.282	+ 1.344	11:28:20.446	11 -	1:17.479	+ 1.541	11:36:12.160
6 -	1:16.506	+ 0.568	11:29:36.952				
24	Charles BARTER		Datsun 240Z				
1 -	1:16.727	+ 6.434	11:22:46.438	7 -	1:10.836	+ 0.543	11:29:54.829
2 -	1:12.387	+ 2.094	11:23:58.825	8 -	1:10.293		11:31:05.122
3 -	1:11.401	+ 1.108	11:25:10.226	9 -	1:11.018	+ 0.725	11:32:16.140
4 -	1:11.483	+ 1.190	11:26:21.709	10 -	1:10.739	+ 0.446	11:33:26.879
5 -	1:11.017	+ 0.724	11:27:32.726	11 -	1:10.854	+ 0.561	11:34:37.733
6 -	1:11.267	+ 0.974	11:28:43.993	12 -	1:10.617	+ 0.324	11:35:48.350
26	Paul STAFFORD		Datsun 240Z				
1 -	1:27.608	+ 14.517	11:22:59.615	7 -	1:13.091		11:30:22.382
2 -	1:14.424	+ 1.333	11:24:14.039	8 -	1:16.445	+ 3.354	11:31:38.827
3 -	1:14.486	+ 1.395	11:25:28.525	9 -	1:23.843	+ 10.752	11:33:02.670
4 -	1:14.232	+ 1.141	11:26:42.757	10 -	1:37.719	+ 24.628	11:34:40.389
5 -	1:13.156	+ 0.065	11:27:55.913	11 -	1:45.956	+ 32.865	11:36:26.345
6 -	1:13.378	+ 0.287	11:29:09.291				
28	George ADAMS		Alfa Romeo 2000 GTV				
1 -	1:31.396	+ 10.054	11:23:01.093	7 -	1:24.209	+ 2.867	11:31:24.932
2 -	1:25.634	+ 4.292	11:24:26.727	8 -	1:23.784	+ 2.442	11:32:48.716
3 -	1:22.480	+ 1.138	11:25:49.207	9 -	1:22.137	+ 0.795	11:34:10.853
4 -	1:26.325	+ 4.983	11:27:15.532	10 -	1:23.678	+ 2.336	11:35:34.531
5 -	1:23.175	+ 1.833	11:28:38.707	11 -	1:21.342		11:36:55.873
6 -	1:22.016	+ 0.674	11:30:00.723				
31	Mark BENNETT		MGB GT V8				
1 -	1:23.920	+ 11.240	11:22:53.055	7 -	1:12.680		11:30:23.013
2 -	1:19.410	+ 6.730	11:24:12.465	8 -	1:14.302	+ 1.622	11:31:37.315
3 -	1:15.468	+ 2.788	11:25:27.933	9 -	1:14.858	+ 2.178	11:32:52.173
4 -	1:15.226	+ 2.546	11:26:43.159	10 -	1:14.347	+ 1.667	11:34:06.520
5 -	1:13.878	+ 1.198	11:27:57.037	11 -	1:13.404	+ 0.724	11:35:19.924
6 -	1:13.296	+ 0.616	11:29:10.333	12 -	1:13.565	+ 0.885	11:36:33.489
35	Colin CAMPBELL		Ferrari Dino 246 GT				
1 -	1:43.460	+ 8.664	11:23:12.584	6 -	1:40.783	+ 5.987	11:31:33.816
2 -	1:34.796		11:24:47.380	7 -	1:39.957	+ 5.161	11:33:13.773
3 -	1:43.069	+ 8.273	11:26:30.449	8 -	1:38.699	+ 3.903	11:34:52.472
4 -	1:39.594	+ 4.798	11:28:10.043	9 -	1:39.210	+ 4.414	11:36:31.682
5 -	1:42.990	+ 8.194	11:29:53.033				
38	William JENKINS		Ferrari 308 GTB				
1 -	1:18.738	+ 8.788	11:22:30.643	7 -	1:12.051	+ 2.101	11:29:42.197
2 -	1:12.522	+ 2.572	11:23:43.165	8 -	1:12.264	+ 2.314	11:30:54.461
3 -	1:12.971	+ 3.021	11:24:56.136	9 -	1:10.990	+ 1.040	11:32:05.451
4 -	1:11.428	+ 1.478	11:26:07.564	10 -	1:09.950		11:33:15.401
5 -	1:10.574	+ 0.624	11:27:18.138	11 -	1:10.519	+ 0.569	11:34:25.920
6 -	1:12.008	+ 2.058	11:28:30.146	12 -	1:11.099	+ 1.149	11:35:37.019
42	Bill BRAITHWAITE		Lotus Europa				
1 -	1:22.524	+ 10.509	11:22:42.503	7 -	1:12.015		11:30:03.387
2 -	1:14.088	+ 2.073	11:23:56.591	8 -	1:14.128	+ 2.113	11:31:17.515
3 -	1:14.060	+ 2.045	11:25:10.651	9 -	1:12.154	+ 0.139	11:32:29.669
4 -	1:15.029	+ 3.014	11:26:25.680	10 -	1:12.482	+ 0.467	11:33:42.151
5 -	1:13.477	+ 1.462	11:27:39.157	11 -	1:12.859	+ 0.844	11:34:55.010
6 -	1:12.215	+ 0.200	11:28:51.372	12 -	1:13.341	+ 1.326	11:36:08.351
43	Howard BENTHAM		Lotus Europa				
1 -	1:19.520	+ 8.936	11:22:38.982	7 -	1:12.038	+ 1.454	11:29:57.811
2 -	1:14.339	+ 3.755	11:23:53.321	8 -	1:13.139	+ 2.555	11:31:10.950
3 -	1:14.000	+ 3.416	11:25:07.321	9 -	1:10.584		11:32:21.534
4 -	1:13.773	+ 3.189	11:26:21.094	10 -	1:11.249	+ 0.665	11:33:32.783
5 -	1:12.591	+ 2.007	11:27:33.685	11 -	1:12.469	+ 1.885	11:34:45.252

SilverstoneNat
 Circuit Length = 1.6390 miles
 Start: 11:20 End: 11:37

"MotorsportAds.co.uk" 70s Road Sports
QUALIFYING - Race 7 - LAP ANALYSIS

6 -	1:12.088	+ 1.504	11:28:45.773	12 -	1:14.259	+ 3.675	11:35:59.511
44	Alan HARPER		Lotus Elan S4				
1 -	1:22.294	+ 11.733	11:22:41.746	7 -	1:12.446	+ 1.885	11:29:58.811
2 -	1:12.825	+ 2.264	11:23:54.571	8 -	1:11.455	+ 0.894	11:31:10.266
3 -	1:13.024	+ 2.463	11:25:07.595	9 -	1:10.561		11:32:20.827
4 -	1:13.983	+ 3.422	11:26:21.578	10 -	1:11.459	+ 0.898	11:33:32.286
5 -	1:12.375	+ 1.814	11:27:33.953	11 -	1:11.692	+ 1.131	11:34:43.978
6 -	1:12.412	+ 1.851	11:28:46.365	12 -	1:12.624	+ 2.063	11:35:56.602
47	Paul ASLETT		Porsche 911E				
1 -	1:22.758	+ 5.444	11:22:54.831	7 -	1:18.438	+ 1.124	11:30:45.770
2 -	1:18.436	+ 1.122	11:24:13.267	8 -	1:19.315	+ 2.001	11:32:05.085
3 -	1:18.238	+ 0.924	11:25:31.505	9 -	1:19.017	+ 1.703	11:33:24.102
4 -	1:20.347	+ 3.033	11:26:51.852	10 -	1:17.314		11:34:41.416
5 -	1:17.756	+ 0.442	11:28:09.608	11 -	1:17.995	+ 0.681	11:35:59.411
6 -	1:17.724	+ 0.410	11:29:27.332				
54	Chris HOLLAND		Lotus 7 S4				
1 -	1:18.144	+ 7.086	11:22:36.386	7 -	1:13.493	+ 2.435	11:30:51.133
2 -	1:16.118	+ 5.060	11:23:52.504	8 -	1:11.575	+ 0.517	11:32:02.708
3 -	1:14.626	+ 3.568	11:25:07.130	9 -	1:11.058		11:33:13.766
4 -	1:13.695	+ 2.637	11:26:20.825	10 -	1:11.953	+ 0.895	11:34:25.719
5 -	1:27.428 P	+ 16.370	11:27:48.253	11 -	1:12.292	+ 1.234	11:35:38.011
6 -	1:49.387	+ 38.329	11:29:37.640				
55	Jason KENNEDY		Lancia Beta Coupe				
1 -	1:25.123	+ 6.689	11:22:32.291	7 -	1:19.845	+ 1.411	11:30:33.549
2 -	1:20.956	+ 2.522	11:23:53.247	8 -	1:18.434		11:31:51.983
3 -	1:21.428	+ 2.994	11:25:14.675	9 -	1:19.291	+ 0.857	11:33:11.274
4 -	1:19.357	+ 0.923	11:26:34.032	10 -	1:18.774	+ 0.340	11:34:30.048
5 -	1:20.326	+ 1.892	11:27:54.358	11 -	1:18.723	+ 0.289	11:35:48.771
6 -	1:19.346	+ 0.912	11:29:13.704				
61	Luke CLARK-BAGNALL		Triumph GT6 Mk3				
1 -	1:21.244	+ 6.499	11:22:34.795	7 -	1:16.117	+ 1.372	11:30:13.332
2 -	1:17.437	+ 2.692	11:23:52.232	8 -	1:16.661	+ 1.916	11:31:29.993
3 -	1:17.785	+ 3.040	11:25:10.017	9 -	1:15.089	+ 0.344	11:32:45.082
4 -	1:16.601	+ 1.856	11:26:26.618	10 -	1:15.722	+ 0.977	11:34:00.804
5 -	1:15.207	+ 0.462	11:27:41.825	11 -	1:16.050	+ 1.305	11:35:16.854
6 -	1:15.390	+ 0.645	11:28:57.215	12 -	1:14.745		11:36:31.599
64	Paul ANDERSON		Porsche 928				
1 -	1:16.805	+ 8.202	11:22:47.191	8 -	1:09.218	+ 0.615	11:30:53.944
2 -	1:10.445	+ 1.842	11:23:57.636	9 -	1:08.912	+ 0.309	11:32:02.856
3 -	1:10.062	+ 1.459	11:25:07.698	10 -	1:08.603		11:33:11.459
4 -	1:09.783	+ 1.180	11:26:17.481	11 -	1:09.332	+ 0.729	11:34:20.791
5 -	1:08.658	+ 0.055	11:27:26.139	12 -	1:09.294	+ 0.691	11:35:30.085
6 -	1:09.109	+ 0.506	11:28:35.248	13 -	1:08.711	+ 0.108	11:36:38.796
7 -	1:09.478	+ 0.875	11:29:44.726				
65	Steve COOKE		Lotus 7 S4				
1 -	1:21.074	+ 8.550	11:22:25.872	7 -	1:14.816	+ 2.292	11:29:52.901
2 -	1:15.358	+ 2.834	11:23:41.230	8 -	1:13.613	+ 1.089	11:31:06.514
3 -	1:15.199	+ 2.675	11:24:56.429	9 -	1:12.524		11:32:19.038
4 -	1:14.573	+ 2.049	11:26:11.002	10 -	1:13.112	+ 0.588	11:33:32.150
5 -	1:13.601	+ 1.077	11:27:24.603	11 -	1:13.878	+ 1.354	11:34:46.028
6 -	1:13.482	+ 0.958	11:28:38.085	12 -	1:14.194	+ 1.670	11:36:00.222
66	Louise KENNEDY		Lancia Fulvia Sport Zagato				
1 -	1:27.699	+ 6.084	11:22:41.128	7 -	1:22.547	+ 0.932	11:30:59.704
2 -	1:24.986	+ 3.371	11:24:06.114	8 -	1:22.467	+ 0.852	11:32:22.171
3 -	1:23.363	+ 1.748	11:25:29.477	9 -	1:21.615		11:33:43.786
4 -	1:22.369	+ 0.754	11:26:51.846	10 -	1:21.904	+ 0.289	11:35:05.690

SilverstoneNat
 Circuit Length = 1.6390 miles
 Start: 11:20 End: 11:37

"MotorsportAds.co.uk" 70s Road Sports
QUALIFYING - Race 7 - LAP ANALYSIS

5 -	1:22.865	+ 1.250	11:28:14.711	11 -	1:21.885	+ 0.270	11:36:27.575
6 -	1:22.446	+ 0.831	11:29:37.157				
76	David ERWIN				Alfa Romeo 2000 GTV		
1 -	1:29.504	+ 8.676	11:22:47.281	7 -	1:21.231	+ 0.403	11:31:03.260
2 -	1:23.587	+ 2.759	11:24:10.868	8 -	1:21.440	+ 0.612	11:32:24.700
3 -	1:24.212	+ 3.384	11:25:35.080	9 -	1:20.865	+ 0.037	11:33:45.565
4 -	1:21.133	+ 0.305	11:26:56.213	10 -	1:20.828		11:35:06.393
5 -	1:21.893	+ 1.065	11:28:18.106	11 -	1:22.160	+ 1.332	11:36:28.553
6 -	1:23.923	+ 3.095	11:29:42.029				
78	Mark DUDLEY				Alfa Romeo 2000 GTV		
1 -	1:29.310	+ 11.640	11:22:51.986	6 -	1:37.086 P	+ 19.416	11:29:48.476
2 -	1:19.929	+ 2.259	11:24:11.915	7 -	2:25.709	+ 1:08.039	11:32:14.185
3 -	1:20.634	+ 2.964	11:25:32.549	8 -	1:17.670		11:33:31.855
4 -	1:19.871	+ 2.201	11:26:52.420	9 -	1:18.875	+ 1.205	11:34:50.730
5 -	1:18.970	+ 1.300	11:28:11.390	10 -	1:18.183	+ 0.513	11:36:08.913
79	Andy JARVIS				Porsche 924		
1 -	1:21.554	+ 6.629	11:22:26.719	7 -	1:14.925		11:30:04.857
2 -	1:18.047	+ 3.122	11:23:44.766	8 -	1:19.342	+ 4.417	11:31:24.199
3 -	1:15.646	+ 0.721	11:25:00.412	9 -	1:16.285	+ 1.360	11:32:40.484
4 -	1:15.825	+ 0.900	11:26:16.237	10 -	1:15.302	+ 0.377	11:33:55.786
5 -	1:16.265	+ 1.340	11:27:32.502	11 -	1:15.264	+ 0.339	11:35:11.050
6 -	1:17.430	+ 2.505	11:28:49.932	12 -	1:16.109	+ 1.184	11:36:27.159
80	David LANE				Jensen Healey		
1 -	1:25.954	+ 6.325	11:22:55.890	6 -	1:21.749	+ 2.120	11:30:13.759
2 -	1:24.022	+ 4.393	11:24:19.912	7 -	1:20.694	+ 1.065	11:31:34.453
3 -	1:19.629		11:25:39.541	8 -	1:22.747	+ 3.118	11:32:57.200
4 -	1:49.468	+ 29.839	11:27:29.009	9 -	1:21.326	+ 1.697	11:34:18.526
5 -	1:23.001	+ 3.372	11:28:52.010	10 -	1:22.092	+ 2.463	11:35:40.618
81	John DOBSON				Alfa Romeo 2000 GTV		
1 -	1:30.919	+ 9.954	11:23:05.985	7 -	1:23.389	+ 2.424	11:31:23.599
2 -	1:22.501	+ 1.536	11:24:28.486	8 -	1:24.590	+ 3.625	11:32:48.189
3 -	1:20.965		11:25:49.451	9 -	1:21.723	+ 0.758	11:34:09.912
4 -	1:24.435	+ 3.470	11:27:13.886	10 -	1:23.696	+ 2.731	11:35:33.608
5 -	1:22.998	+ 2.033	11:28:36.884	11 -	1:21.116	+ 0.151	11:36:54.724
6 -	1:23.326	+ 2.361	11:30:00.210				
86	Christina TOTTY				TVR 3000M		
1 -	1:22.227	+ 7.763	11:22:28.181	7 -	1:17.506	+ 3.042	11:30:13.160
2 -	1:19.876	+ 5.412	11:23:48.057	8 -	1:17.387	+ 2.923	11:31:30.547
3 -	1:18.203	+ 3.739	11:25:06.260	9 -	1:16.316	+ 1.852	11:32:46.863
4 -	1:17.133	+ 2.669	11:26:23.393	10 -	1:15.739	+ 1.275	11:34:02.602
5 -	1:16.070	+ 1.606	11:27:39.463	11 -	1:15.918	+ 1.454	11:35:18.520
6 -	1:16.191	+ 1.727	11:28:55.654	12 -	1:14.464		11:36:32.984
88	Mark BOWN				TVR 3000M		
1 -	1:30.302	+ 12.629	11:23:00.941	7 -	1:18.242	+ 0.569	11:31:01.922
2 -	1:20.377	+ 2.704	11:24:21.318	8 -	1:17.673		11:32:19.595
3 -	1:19.938	+ 2.265	11:25:41.256	9 -	1:18.473	+ 0.800	11:33:38.068
4 -	1:21.213	+ 3.540	11:27:02.469	10 -	1:19.267	+ 1.594	11:34:57.335
5 -	1:20.184	+ 2.511	11:28:22.653	11 -	1:18.007	+ 0.334	11:36:15.342
6 -	1:21.027	+ 3.354	11:29:43.680				
89	Ralph HARWOOD-PENN				MGB GT V8		
1 -	1:26.659	+ 12.979	11:23:03.336	7 -	1:15.460	+ 1.780	11:30:38.882
2 -	1:18.183	+ 4.503	11:24:21.519	8 -	1:13.695	+ 0.015	11:31:52.577
3 -	1:15.817	+ 2.137	11:25:37.336	9 -	1:15.431	+ 1.751	11:33:08.008
4 -	1:15.723	+ 2.043	11:26:53.059	10 -	1:14.415	+ 0.735	11:34:22.423
5 -	1:15.687	+ 2.007	11:28:08.746	11 -	1:13.680		11:35:36.103
6 -	1:14.676	+ 0.996	11:29:23.422				


SilverstoneNat
 Circuit Length = 1.6390 miles
 Start: 11:20 End: 11:37

"MotorsportAds.co.uk" 70s Road Sports
QUALIFYING - Race 7 - LAP ANALYSIS

96		Nigel BARNETT		Ford Capri 3000E			
1 -	2:38.684	+ 1:24.892	11:23:46.947	6 -	1:14.376	+ 0.584	11:31:21.972
2 -	1:15.182	+ 1.390	11:25:02.129	7 -	1:13.792		11:32:35.764
3 -	1:15.071	+ 1.279	11:26:17.200	8 -	1:13.908	+ 0.116	11:33:49.672
4 -	1:16.062	+ 2.270	11:27:33.262	9 -	1:15.264	+ 1.472	11:35:04.936
5 -	2:34.334	+ 1:20.542	11:30:07.596	10 -	1:14.145	+ 0.353	11:36:19.081
98		Bob TROTTER		Ford Escort RS			
1 -	1:21.423	+ 4.656	11:22:32.976	4 -	1:20.881	+ 4.114	11:26:27.766
2 -	1:17.142	+ 0.375	11:23:50.118	5 -	1:35.158 P	+ 18.391	11:28:02.924
3 -	1:16.767		11:25:06.885	6 -	4:00.756 P	+ 2:43.989	11:32:03.680

"MotorsportAds.co.uk" 70s Road Sports

Race 7 - GRID

ROW 17	1:21.615 66 Louise KENNEDY	1:34.796 35 Colin CAMPBELL
ROW 16	1:20.965 81 John DOBSON	1:21.342 28 George ADAMS
ROW 15	1:19.629 80 David LANE	1:20.828 76 David ERWIN
ROW 14	1:18.412 14 Jai SHARMA	1:18.434 55 Jason KENNEDY
ROW 13	1:17.670 78 Mark DUDLEY	1:17.673 88 Mark BOWN
ROW 12	1:16.767 98 Bob TROTTER	1:17.314 47 Paul ASLETT
ROW 11	1:15.856 10 Nigel ASHLEY	1:15.938 23 Will MORTON
ROW 10	1:14.925 79 Andy JARVIS	1:15.225 1 John THOMASON
ROW 9	1:14.464 86 Christina TOTTY	1:14.745 61 Luke CLARK-BAGNALL
ROW 8	1:13.680 89 Ralph HARWOOD-PENN	1:13.792 96 Nigel BARNETT
ROW 7	1:12.680 31 Mark BENNETT	1:13.091 26 Paul STAFFORD
ROW 6	1:12.015 42 Bill BRAITHWAITE	1:12.524 65 Steve COOKE
ROW 5	1:10.584 43 Howard BENTHAM	1:11.058 54 Chris HOLLAND
ROW 4	1:10.293 24 Charles BARTER	1:10.561 44 Alan HARPER
ROW 3	1:10.061 9 Julian BARTER	1:10.146 11 Rory STOCKBRIDGE
ROW 2	1:09.873 15 Philip MCKELVEY	1:09.950 38 William JENKINS
ROW 1	1:08.378 3 Paul CONWAY	1:08.603 64 Paul ANDERSON
	Pole	
		

CAR 96 TRANSPONDER NOT WORKING PLEASE FIX FOR RACE

SilverstoneNat
Circuit Length = 1.6390 miles

Weather / Track : Bright/Dry

These results are provisional until the conclusion of any judicial and technical matters.

Clerk of Course :

Timekeeper :

Classic Formula 3

QUALIFYING - Race 8 - CLASSIFICATION

POS	NO	CL	NAME	ENTRY	TIME	ON	LAPS	GAP	DIFF	MPH
1	1	A	Keith WHITE	Ralt RT1	1:00.390	14	14			97.70
2	8	A	Peter WILLIAMS	Argo JM6	1:00.458	14	14	0.068	0.068	97.59
3	7	A	Richard TROTT	Chevron B43	1:00.620	11	14	0.230	0.162	97.33
4	26	A	Benn SIMMS	March 803B	1:01.014	12	13	0.624	0.394	96.70
5	63	A	Paul SMITH	Ralt RT1	1:01.239	11	14	0.849	0.225	96.34
6	38	A	Alex AMES	Chevron B38	1:01.654	6	8	1.264	0.415	95.70
7	77	A	Nick CROSSLEY	Ralt RT1	1:02.177	12	12	1.787	0.523	94.89
8	40	A	Hugh PRICE	Chevron B38	1:02.827	11	14	2.437	0.650	93.91
9	48	C	Oliver THORPE	Royale RP27	1:03.230	14	14	2.840	0.403	93.31
10	37	A	Mike SIMPSON	Ralt RT1	1:03.430	12	13	3.040	0.200	93.02
11	47	C	Nicholas PEARCE	Delta T78/79	1:03.791	9	13	3.401	0.361	92.49
12	72	C	Andrew STORER	Royale RP27	1:04.138	11	12	3.748	0.347	91.99
13	54	C	Peter RICHARDS	Delta T79	1:04.472	11	12	4.082	0.334	91.51
14	65	C	Peter DENHAM	Reynard SF78	1:04.554	8	12	4.164	0.082	91.40
15	18	A	Bill COOMBS	Ralt RT1	1:05.798	4	5	5.408	1.244	89.67
16	27	C	Lou WATTS	Reynard SF78	1:07.243	12	12	6.853	1.445	87.74
17	69	B	Albert CLEMENTS	Lotus 69	1:09.195	8	11	8.805	1.952	85.27

CAR 54 TRANSPONDER NOT WORKING PLEASE FIX FOR RACE

Weather / Track : Sunny/Dry

These results are provisional until the conclusion of any judicial and technical matters.

SilverstoneNat

Circuit Length = 1.6390 miles

Start: 11:45 End: 12:06

Clerk of Course :

Timekeeper :

Classic Formula 3

QUALIFYING - Race 8 - LAP ANALYSIS

1	Keith WHITE						Ralt RT1					
1 -	1:08.010		+ 7.620	11:47:00.910	8 -	1:01.007		+ 0.617	11:59:31.126			
2 -	1:04.114		+ 3.724	11:48:05.024	9 -	1:01.024		+ 0.634	12:00:32.150			
3 -	6:18.319		+ 5:17.929	11:54:23.343	10 -	1:01.106		+ 0.716	12:01:33.256			
4 -	1:02.818		+ 2.428	11:55:26.161	11 -	1:00.763		+ 0.373	12:02:34.019			
5 -	1:01.694		+ 1.304	11:56:27.855	12 -	1:00.989		+ 0.599	12:03:35.008			
6 -	1:01.157		+ 0.767	11:57:29.012	13 -	1:01.089		+ 0.699	12:04:36.097			
7 -	1:01.107		+ 0.717	11:58:30.119	14 -	1:00.390			12:05:36.487			
7	Richard TROTT						Chevron B43					
1 -	1:04.493		+ 3.873	11:46:57.192	8 -	1:01.546		+ 0.926	11:59:22.567			
2 -	1:01.955		+ 1.335	11:47:59.147	9 -	1:01.185		+ 0.565	12:00:23.752			
3 -	6:16.588		+ 5:15.968	11:54:15.735	10 -	1:00.722		+ 0.102	12:01:24.474			
4 -	1:02.238		+ 1.618	11:55:17.973	11 -	1:00.620			12:02:25.094			
5 -	1:01.275		+ 0.655	11:56:19.248	12 -	1:01.002		+ 0.382	12:03:26.096			
6 -	1:00.809		+ 0.189	11:57:20.057	13 -	1:00.920		+ 0.300	12:04:27.016			
7 -	1:00.964		+ 0.344	11:58:21.021	14 -	1:01.339		+ 0.719	12:05:28.355			
8	Peter WILLIAMS						Argo JM6					
1 -	1:06.110		+ 5.652	11:47:07.841	8 -	1:01.210		+ 0.752	11:59:29.236			
2 -	1:02.781		+ 2.323	11:48:10.622	9 -	1:00.868		+ 0.410	12:00:30.104			
3 -	6:13.046		+ 5:12.588	11:54:23.668	10 -	1:00.978		+ 0.520	12:01:31.082			
4 -	1:01.748		+ 1.290	11:55:25.416	11 -	1:00.586		+ 0.128	12:02:31.668			
5 -	1:01.013		+ 0.555	11:56:26.429	12 -	1:00.610		+ 0.152	12:03:32.278			
6 -	1:00.875		+ 0.417	11:57:27.304	13 -	1:00.499		+ 0.041	12:04:32.777			
7 -	1:00.722		+ 0.264	11:58:28.026	14 -	1:00.458			12:05:33.235			
18	Bill COOMBS						Ralt RT1					
1 -	1:08.528		+ 2.730	11:47:09.026	4 -	1:05.798			12:04:06.083			
2 -	14:43.839		+ 13:38.041	12:01:52.865	5 -	1:06.147		+ 0.349	12:05:12.230			
3 -	1:07.420		+ 1.622	12:03:00.285								
26	Benn SIMMS						March 803B					
1 -	1:07.321		+ 6.307	11:47:07.571	8 -	1:01.840		+ 0.826	12:00:04.320			
2 -	1:02.860		+ 1.846	11:48:10.431	9 -	1:01.213		+ 0.199	12:01:05.533			
3 -	6:44.650		+ 5:43.636	11:54:55.081	10 -	1:01.798		+ 0.784	12:02:07.331			
4 -	1:02.153		+ 1.139	11:55:57.234	11 -	1:01.352		+ 0.338	12:03:08.683			
5 -	1:02.321		+ 1.307	11:56:59.555	12 -	1:01.014			12:04:09.697			
6 -	1:01.753		+ 0.739	11:58:01.308	13 -	1:01.510		+ 0.496	12:05:11.207			
7 -	1:01.172		+ 0.158	11:59:02.480								
27	Lou WATTS						Reynard SF78					
1 -	1:15.492		+ 8.249	11:47:13.138	7 -	1:08.779		+ 1.536	12:00:30.659			
2 -	7:27.919		+ 6:20.676	11:54:41.057	8 -	1:08.584		+ 1.341	12:01:39.243			
3 -	1:11.510		+ 4.267	11:55:52.567	9 -	1:08.727		+ 1.484	12:02:47.970			
4 -	1:10.579		+ 3.336	11:57:03.146	10 -	1:08.439		+ 1.196	12:03:56.409			
5 -	1:08.303		+ 1.060	11:58:11.449	11 -	1:08.307		+ 1.064	12:05:04.716			
6 -	1:10.431		+ 3.188	11:59:21.880	12 -	1:07.243			12:06:11.959			
37	Mike SIMPSON						Ralt RT1					
1 -	1:09.130		+ 5.700	11:47:08.814	8 -	1:04.372		+ 0.942	12:00:51.538			
2 -	7:17.033		+ 6:13.603	11:54:25.847	9 -	1:03.451		+ 0.021	12:01:54.989			
3 -	1:04.651		+ 1.221	11:55:30.498	10 -	1:03.475		+ 0.045	12:02:58.464			
4 -	1:04.523		+ 1.093	11:56:35.021	11 -	1:04.010		+ 0.580	12:04:02.474			
5 -	1:03.991		+ 0.561	11:57:39.012	12 -	1:03.430			12:05:05.904			
6 -	1:04.071		+ 0.641	11:58:43.083	13 -	1:04.384		+ 0.954	12:06:10.288			
7 -	1:04.083		+ 0.653	11:59:47.166								
38	Alex AMES						Chevron B38					
1 -	10:54.614		+ 9:52.960	11:56:47.147	5 -	1:02.900		+ 1.246	12:01:06.018			
2 -	1:09.015		+ 7.361	11:57:56.162	6 -	1:01.654			12:02:07.672			
3 -	1:04.088		+ 2.434	11:59:00.250	7 -	1:03.371		+ 1.717	12:03:11.043			
4 -	1:02.868		+ 1.214	12:00:03.118	8 -	1:39.870 P		+ 38.216	12:04:50.913			

SilverstoneNat
 Circuit Length = 1.6390 miles
 Start: 11:45 End: 12:06

Classic Formula 3

QUALIFYING - Race 8 - LAP ANALYSIS

40	Hugh PRICE		Chevron B38				
1 -	1:08.736	+ 5.909	11:47:02.709	8 -	1:03.278	+ 0.451	11:59:39.835
2 -	1:03.918	+ 1.091	11:48:06.627	9 -	1:03.440	+ 0.613	12:00:43.275
3 -	6:15.037	+ 5:12.210	11:54:21.664	10 -	1:03.217	+ 0.390	12:01:46.492
4 -	1:04.582	+ 1.755	11:55:26.246	11 -	1:02.827		12:02:49.319
5 -	1:03.751	+ 0.924	11:56:29.997	12 -	1:03.282	+ 0.455	12:03:52.601
6 -	1:03.105	+ 0.278	11:57:33.102	13 -	1:03.118	+ 0.291	12:04:55.719
7 -	1:03.455	+ 0.628	11:58:36.557	14 -	1:03.069	+ 0.242	12:05:58.788
47	Nicholas PEARCE		Delta T78/79				
1 -	1:12.515	+ 8.724	11:47:03.291	8 -	1:04.084	+ 0.293	11:59:47.570
2 -	1:06.186	+ 2.395	11:48:09.477	9 -	1:03.791		12:00:51.361
3 -	6:17.393	+ 5:13.602	11:54:26.870	10 -	1:05.895	+ 2.104	12:01:57.256
4 -	1:04.542	+ 0.751	11:55:31.412	11 -	1:04.073	+ 0.282	12:03:01.329
5 -	1:04.155	+ 0.364	11:56:35.567	12 -	1:04.060	+ 0.269	12:04:05.389
6 -	1:04.079	+ 0.288	11:57:39.646	13 -	1:04.302	+ 0.511	12:05:09.691
7 -	1:03.840	+ 0.049	11:58:43.486				
48	Oliver THORPE		Royale RP27				
1 -	1:08.042	+ 4.812	11:47:02.125	8 -	1:03.449	+ 0.219	11:59:41.873
2 -	1:05.228	+ 1.998	11:48:07.353	9 -	1:03.440	+ 0.210	12:00:45.313
3 -	6:14.842	+ 5:11.612	11:54:22.195	10 -	1:03.322	+ 0.092	12:01:48.635
4 -	1:04.987	+ 1.757	11:55:27.182	11 -	1:03.445	+ 0.215	12:02:52.080
5 -	1:04.047	+ 0.817	11:56:31.229	12 -	1:03.492	+ 0.262	12:03:55.572
6 -	1:03.890	+ 0.660	11:57:35.119	13 -	1:03.404	+ 0.174	12:04:58.976
7 -	1:03.305	+ 0.075	11:58:38.424	14 -	1:03.230		12:06:02.206
54	Peter RICHARDS		Delta T79				
1 -	1:08.048	+ 3.576	11:47:04.996	7 -	1:05.874	+ 1.402	11:59:58.170
2 -	7:25.504	+ 6:21.032	11:54:30.500	8 -	1:05.356	+ 0.884	12:01:03.526
3 -	1:05.678	+ 1.206	11:55:36.178	9 -	1:06.283	+ 1.811	12:02:09.809
4 -	1:05.419	+ 0.947	11:56:41.597	10 -	1:04.655	+ 0.183	12:03:14.464
5 -	1:05.135	+ 0.663	11:57:46.732	11 -	1:04.472		12:04:18.936
6 -	1:05.564	+ 1.092	11:58:52.296	12 -	1:04.591	+ 0.119	12:05:23.527
63	Paul SMITH		Ralt RT1				
1 -	1:05.009	+ 3.770	11:46:55.730	8 -	1:01.881	+ 0.642	11:59:20.831
2 -	1:02.446	+ 1.207	11:47:58.176	9 -	1:01.374	+ 0.135	12:00:22.205
3 -	6:14.419	+ 5:13.180	11:54:12.595	10 -	1:01.268	+ 0.029	12:01:23.473
4 -	1:02.018	+ 0.779	11:55:14.613	11 -	1:01.239		12:02:24.712
5 -	1:01.466	+ 0.227	11:56:16.079	12 -	1:02.137	+ 0.898	12:03:26.849
6 -	1:01.422	+ 0.183	11:57:17.501	13 -	1:01.908	+ 0.669	12:04:28.757
7 -	1:01.449	+ 0.210	11:58:18.950	14 -	1:01.352	+ 0.113	12:05:30.109
65	Peter DENHAM		Reynard SF78				
1 -	1:12.784	+ 8.230	11:47:20.035	7 -	1:05.006	+ 0.452	12:00:06.954
2 -	7:17.517	+ 6:12.963	11:54:37.552	8 -	1:04.554		12:01:11.508
3 -	1:07.510	+ 2.956	11:55:45.062	9 -	1:04.963	+ 0.409	12:02:16.471
4 -	1:05.689	+ 1.135	11:56:50.751	10 -	1:05.020	+ 0.466	12:03:21.491
5 -	1:06.142	+ 1.588	11:57:56.893	11 -	1:04.800	+ 0.246	12:04:26.291
6 -	1:05.055	+ 0.501	11:59:01.948	12 -	1:05.323	+ 0.769	12:05:31.614
69	Albert CLEMENTS		Lotus 69				
1 -	1:15.244	+ 6.049	11:47:16.418	7 -	1:09.643	+ 0.448	12:00:33.914
2 -	7:26.164	+ 6:16.969	11:54:42.582	8 -	1:09.195		12:01:43.109
3 -	1:10.729	+ 1.534	11:55:53.311	9 -	1:10.224	+ 1.029	12:02:53.333
4 -	1:10.788	+ 1.593	11:57:04.099	10 -	1:09.833	+ 0.638	12:04:03.166
5 -	1:09.473	+ 0.278	11:58:13.572	11 -	1:10.160	+ 0.965	12:05:13.326
6 -	1:10.699	+ 1.504	11:59:24.271				
72	Andrew STORER		Royale RP27				
1 -	1:11.404	+ 7.266	11:47:13.054	7 -	1:04.535	+ 0.397	11:59:59.221
2 -	7:21.404	+ 6:17.266	11:54:34.458	8 -	1:04.306	+ 0.168	12:01:03.527

SilverstoneNat
 Circuit Length = 1.6390 miles
 Start: 11:45 End: 12:06


Classic Formula 3

QUALIFYING - Race 8 - LAP ANALYSIS

3 -	1:05.634	+ 1.496	11:55:40.092	9 -	1:05.338	+ 1.200	12:02:08.865
4 -	1:04.835	+ 0.697	11:56:44.927	10 -	1:04.279	+ 0.141	12:03:13.144
5 -	1:05.095	+ 0.957	11:57:50.022	11 -	1:04.138		12:04:17.282
6 -	1:04.664	+ 0.526	11:58:54.686	12 -	1:04.163	+ 0.025	12:05:21.445
77	Nick CROSSLEY			Ralt RT1			
1 -	1:09.119	+ 6.942	11:47:09.186	7 -	1:03.939	+ 1.762	12:00:26.314
2 -	7:54.883	+ 6:52.706	11:55:04.069	8 -	1:03.046	+ 0.869	12:01:29.360
3 -	1:03.938	+ 1.761	11:56:08.007	9 -	1:03.310	+ 1.133	12:02:32.670
4 -	1:06.587	+ 4.410	11:57:14.594	10 -	1:02.237	+ 0.060	12:03:34.907
5 -	1:03.702	+ 1.525	11:58:18.296	11 -	1:03.226	+ 1.049	12:04:38.133
6 -	1:04.079	+ 1.902	11:59:22.375	12 -	1:02.177		12:05:40.310

Classic Formula 3

Race 8 - GRID

ROW 9	1:07.243 27 Lou WATTS	1:09.195 69 Albert CLEMENTS
ROW 8	1:04.554 65 Peter DENHAM	1:05.798 18 Bill COOMBS
ROW 7	1:04.138 72 Andrew STORER	1:04.472 54 Peter RICHARDS
ROW 6	1:03.430 37 Mike SIMPSON	1:03.791 47 Nicholas PEARCE
ROW 5	1:02.827 40 Hugh PRICE	1:03.230 48 Oliver THORPE
ROW 4	1:01.654 38 Alex AMES	1:02.177 77 Nick CROSSLEY
ROW 3	1:01.014 26 Benn SIMMS	1:01.239 63 Paul SMITH
ROW 2	1:00.458 8 Peter WILLIAMS	1:00.620 7 Richard TROTT
ROW 1		1:00.390 1 Keith WHITE
Pole		
		

CAR 54 TRANSPONDER NOT WORKING PLEASE FIX FOR RACE

Weather / Track : Sunny/Dry

SilverstoneNat
Circuit Length = 1.6390 miles

Clerk of Course :		Timekeeper :

"Millers Oils" Historic Formula Junior
QUALIFYING - Race 9 - CLASSIFICATION

POS	NO	CL	NAME	ENTRY	TIME	ON	LAPS	GAP	DIFF	MPH
1	51	C2	Michael HIBBERD	Lotus 27	1:06.116	4	13			89.24
2	63	C2	James MURRAY	Lola MK5A	1:06.271	6	13	0.155	0.155	89.03
3	79	C2	Andrew HIBBERD	Lotus 22	1:06.517	12	13	0.401	0.246	88.70
4	84	C2	Mark WOODHOUSE	Lotus 22	1:06.662	7	13	0.546	0.145	88.51
5	52	C2	James CLARIDGE	Lola Mk5A	1:06.696	12	13	0.580	0.034	88.46
6	77	C2	Steve SMITH	Cooper T59	1:06.902	12	13	0.786	0.206	88.19
7	71	C2	Marcus MUSSA	Brabham BT2	1:07.573	12	13	1.457	0.671	87.31
8	83	C2	Barry WESTMORELAND	Lotus 22	1:07.846	6	13	1.730	0.273	86.96
9	62	C2	Simon ARMER	Cooper T59	1:07.909	11	13	1.793	0.063	86.88
10	78	C2	Paul SMEETH	Lotus 22	1:08.680	4	13	2.564	0.771	85.91
11	88	C1	Paul DAVIS	Lotus 20	1:09.895	12	12	3.779	1.215	84.41
12	3	A2	Clive WILSON	Lola Mk2	1:10.592	12	12	4.476	0.697	83.58
13	11	A2	David STEVENSON	Mallock U2	1:10.726	11	12	4.610	0.134	83.42
14	46	B	Andrew TAYLOR	Britannia	1:10.988	9	12	4.872	0.262	83.11
15	29	A2	William GRIMSHAW	Moorland Mk1	1:10.989	6	10	4.873	0.001	83.11
16	4	A2	Derek WALKER	Terrier Mk IV	1:11.074	7	12	4.958	0.085	83.01
17	93	C2	Rudolf ERNST	Lotus 22	1:11.089	5	12	4.973	0.015	82.99
18	44	B	Andrew ROBERTSON	Crossle 4F	1:11.149	7	12	5.033	0.060	82.92
19	14	A2	Crispian BESLEY	Elva 100	1:11.313	11	13	5.197	0.164	82.73
20	75	C2	Pete MORTON	Lightning FJ	1:11.369	11	12	5.253	0.056	82.67
21	47	B	Lorraine GATHERCOLE	Lotus 18	1:11.527	11	12	5.411	0.158	82.49
22	56	C1	Peter JACKSON	Cooper T56	1:12.095	12	12	5.979	0.568	81.84
23	59	C1	David HALL	BMC Huffaker Mk2	1:12.726	11	12	6.610	0.631	81.13
24	18	A2	Ned SPIEKER	Lola Mk2	1:13.164	11	12	7.048	0.438	80.64
25	43	B	Douglas MARTIN	Elva 200	1:13.864	11	12	7.748	0.700	79.88
26	21	A1	Peter MULLEN	OSCA	1:13.884	8	9	7.768	0.020	79.85
27	66	C1	Alex MORTON	Ausper T3	1:13.911	9	12	7.795	0.027	79.83
28	45	B	Brian ARCULUS	Emeryson	1:14.802	7	8	8.686	0.891	78.87
29	27	A2	Paul DIXON	Gemini Mk II	1:14.925	11	12	8.809	0.123	78.75
30	72	C2	David CROWTHER	Lotus 22	1:15.555	8	10	9.439	0.630	78.09
31	32	B	John DOWSON	Elva 200	1:16.174	11	11	10.058	0.619	77.45
32	34	B	Jeremy BOUCKLEY	Cooper Mk II	1:16.475	5	8	10.359	0.301	77.15
33	20	A2	Geoffrey O'NION	Elva 100	1:16.646	5	6	10.530	0.171	76.98
34	26	A2	Roger DEXTER	Elva 100	1:17.046	10	11	10.930	0.400	76.58
35	7	A2	Duncan RABAGLIATI	Alexis HF1	1:19.133	3	6	13.017	2.087	74.56
36	19	A2	Jan BIEKENS	Stanguellini	1:19.568	2	3	13.452	0.435	74.15
37	10	A2	John TRUSLOVE	Lola MK2	1:19.642	4	7	13.526	0.074	74.08
38	16	A1	Gordon WRIGHT	Stanguellini	1:20.239	11	11	14.123	0.597	73.53
39	94	B	David GRUNBERG	Lotus 20	1:23.254	10	10	17.138	3.015	70.87

CAR 21 TRANSPONDER INTERMITENT

Weather / Track : Sunny/Dry

These results are provisional until the conclusion of any judicial and technical matters.

SilverstoneNat

Circuit Length = 1.6390 miles

Start: 12:10 End: 12:26

Clerk of Course :	Timekeeper :
-------------------	--------------

"Millers Oils" Historic Formula Junior
QUALIFYING - Race 9 - LAP ANALYSIS

3	Clive WILSON		Lola Mk2				
1 -	1:17.308	+ 6.716	12:12:28.511	7 -	1:11.306	+ 0.714	12:19:41.102
2 -	1:13.474	+ 2.882	12:13:41.985	8 -	1:13.762	+ 3.170	12:20:54.864
3 -	1:12.584	+ 1.992	12:14:54.569	9 -	1:12.890	+ 2.298	12:22:07.754
4 -	1:12.378	+ 1.786	12:16:06.947	10 -	1:13.105	+ 2.513	12:23:20.859
5 -	1:11.437	+ 0.845	12:17:18.384	11 -	1:10.844	+ 0.252	12:24:31.703
6 -	1:11.412	+ 0.820	12:18:29.796	12 -	1:10.592		12:25:42.295
4	Derek WALKER		Terrier Mk IV				
1 -	1:17.542	+ 6.468	12:12:49.434	7 -	1:11.074		12:20:01.870
2 -	1:14.484	+ 3.410	12:14:03.918	8 -	1:11.334	+ 0.260	12:21:13.204
3 -	1:11.462	+ 0.388	12:15:15.380	9 -	1:11.932	+ 0.858	12:22:25.136
4 -	1:12.131	+ 1.057	12:16:27.511	10 -	1:12.639	+ 1.565	12:23:37.775
5 -	1:11.994	+ 0.920	12:17:39.505	11 -	1:11.253	+ 0.179	12:24:49.028
6 -	1:11.291	+ 0.217	12:18:50.796	12 -	1:11.974	+ 0.900	12:26:01.002
7	Duncan RABAGLIATI		Alexis HF1				
1 -	1:23.030	+ 3.897	12:12:53.464	4 -	1:19.765	+ 0.632	12:16:53.751
2 -	1:21.389	+ 2.256	12:14:14.853	5 -	1:19.434	+ 0.301	12:18:13.185
3 -	1:19.133		12:15:33.986	6 -	1:20.347	+ 1.214	12:19:33.532
10	John TRUSLOVE		Lola MK2				
1 -	1:22.634	+ 2.992	12:13:00.227	5 -	1:23.101	+ 3.459	12:21:57.721
2 -	1:36.579 P	+ 16.937	12:14:36.806	6 -	1:30.236	+ 10.594	12:23:27.957
3 -	4:38.172	+ 3:18.530	12:19:14.978	7 -	1:47.403 P	+ 27.761	12:25:15.360
4 -	1:19.642		12:20:34.620				
11	David STEVENSON		Mallock U2				
1 -	1:16.702	+ 5.976	12:12:29.986	7 -	1:11.359	+ 0.633	12:19:43.029
2 -	1:13.102	+ 2.376	12:13:43.088	8 -	1:12.399	+ 1.673	12:20:55.428
3 -	1:13.044	+ 2.318	12:14:56.132	9 -	1:13.839	+ 3.113	12:22:09.267
4 -	1:12.845	+ 2.119	12:16:08.977	10 -	1:12.483	+ 1.757	12:23:21.750
5 -	1:11.655	+ 0.929	12:17:20.632	11 -	1:10.726		12:24:32.476
6 -	1:11.038	+ 0.312	12:18:31.670	12 -	1:11.521	+ 0.795	12:25:43.997
14	Crispian BESLEY		Elva 100				
1 -	1:15.352	+ 4.039	12:12:22.850	8 -	1:12.320	+ 1.007	12:20:51.689
2 -	1:13.169	+ 1.856	12:13:36.019	9 -	1:12.057	+ 0.744	12:22:03.746
3 -	1:12.344	+ 1.031	12:14:48.363	10 -	1:12.004	+ 0.691	12:23:15.750
4 -	1:13.040	+ 1.727	12:16:01.403	11 -	1:11.313		12:24:27.063
5 -	1:13.381	+ 2.068	12:17:14.784	12 -	1:11.621	+ 0.308	12:25:38.684
6 -	1:11.874	+ 0.561	12:18:26.658	13 -	1:11.366	+ 0.053	12:26:50.050
7 -	1:12.711	+ 1.398	12:19:39.369				
16	Gordon WRIGHT		Stanguellini				
1 -	1:24.550	+ 4.311	12:12:42.191	7 -	1:23.926	+ 3.687	12:20:57.021
2 -	1:24.290	+ 4.051	12:14:06.481	8 -	1:21.159	+ 0.920	12:22:18.180
3 -	1:22.232	+ 1.993	12:15:28.713	9 -	1:23.659	+ 3.420	12:23:41.839
4 -	1:22.027	+ 1.788	12:16:50.740	10 -	1:20.282	+ 0.043	12:25:02.121
5 -	1:21.087	+ 0.848	12:18:11.827	11 -	1:20.239		12:26:22.360
6 -	1:21.268	+ 1.029	12:19:33.095				
18	Ned SPIEKER		Lola Mk2				
1 -	1:22.991	+ 9.827	12:12:51.882	7 -	1:14.103	+ 0.939	12:20:29.793
2 -	1:20.982	+ 7.818	12:14:12.864	8 -	1:14.650	+ 1.486	12:21:44.443
3 -	1:16.071	+ 2.907	12:15:28.935	9 -	1:14.278	+ 1.114	12:22:58.721
4 -	1:16.412	+ 3.248	12:16:45.347	10 -	1:14.047	+ 0.883	12:24:12.768
5 -	1:15.484	+ 2.320	12:18:00.831	11 -	1:13.164		12:25:25.932
6 -	1:14.859	+ 1.695	12:19:15.690	12 -	1:14.615	+ 1.451	12:26:40.547
19	Jan BIEKENS		Stanguellini				
1 -	1:21.720	+ 2.152	12:13:00.455	3 -	1:51.652 P	+ 32.084	12:16:11.675
2 -	1:19.568		12:14:20.023				

SilverstoneNat
 Circuit Length = 1.6390 miles
 Start: 12:10 End: 12:26

"Millers Oils" Historic Formula Junior
QUALIFYING - Race 9 - LAP ANALYSIS

20	Geoffrey O'NION		Elva 100				
1 -	1:26.804	+ 10.158	12:12:51.143	4 -	1:17.606	+ 0.960	12:16:51.970
2 -	1:24.271	+ 7.625	12:14:15.414	5 -	1:16.646		12:18:08.616
3 -	1:18.950	+ 2.304	12:15:34.364	6 -	1:16.792	+ 0.146	12:19:25.408
21	Peter MULLEN		OSCA				
1 -	1:16.867	+ 2.983	12:16:51.639	6 -	1:14.057	+ 0.173	12:23:04.879
2 -	1:15.300	+ 1.416	12:18:06.939	7 -	1:14.331	+ 0.447	12:24:19.210
3 -	1:15.606	+ 1.722	12:19:22.545	8 -	1:13.884		12:25:33.094
4 -	1:14.191	+ 0.307	12:20:36.736	9 -	1:13.892	+ 0.008	12:26:46.986
5 -	1:14.086	+ 0.202	12:21:50.822				
26	Roger DEXTER		Elva 100				
1 -	1:22.749	+ 5.703	12:12:44.978	7 -	1:18.592	+ 1.546	12:20:40.067
2 -	1:23.200	+ 6.154	12:14:08.178	8 -	1:19.163	+ 2.117	12:21:59.230
3 -	1:18.222	+ 1.176	12:15:26.400	9 -	1:23.310	+ 6.264	12:23:22.540
4 -	1:18.336	+ 1.290	12:16:44.736	10 -	1:17.046		12:24:39.586
5 -	1:17.945	+ 0.899	12:18:02.681	11 -	1:18.758	+ 1.712	12:25:58.344
6 -	1:18.794	+ 1.748	12:19:21.475				
27	Paul DIXON		Gemini Mk II				
1 -	1:21.244	+ 6.319	12:12:31.137	7 -	1:16.620	+ 1.695	12:20:17.070
2 -	1:18.863	+ 3.938	12:13:50.000	8 -	1:16.870	+ 1.945	12:21:33.940
3 -	1:18.632	+ 3.707	12:15:08.632	9 -	1:16.111	+ 1.186	12:22:50.051
4 -	1:18.296	+ 3.371	12:16:26.928	10 -	1:15.722	+ 0.797	12:24:05.773
5 -	1:16.857	+ 1.932	12:17:43.785	11 -	1:14.925		12:25:20.698
6 -	1:16.665	+ 1.740	12:19:00.450	12 -	1:15.745	+ 0.820	12:26:36.443
29	William GRIMSHAW		Moorland Mk1				
1 -	1:22.248	+ 11.259	12:12:47.071	6 -	1:10.989		12:18:52.601
2 -	1:14.440	+ 3.451	12:14:01.511	7 -	1:12.118	+ 1.129	12:20:04.719
3 -	1:11.829	+ 0.840	12:15:13.340	8 -	1:11.617	+ 0.628	12:21:16.336
4 -	1:14.389	+ 3.400	12:16:27.729	9 -	1:11.071	+ 0.082	12:22:27.407
5 -	1:13.883	+ 2.894	12:17:41.612	10 -	1:46.011 P	+ 35.022	12:24:13.418
32	John DOWSON		Elva 200				
1 -	1:28.791	+ 12.617	12:12:50.027	7 -	1:31.540	+ 15.366	12:21:04.166
2 -	1:23.856	+ 7.682	12:14:13.883	8 -	1:20.650	+ 4.476	12:22:24.816
3 -	1:22.023	+ 5.849	12:15:35.906	9 -	1:21.968	+ 5.794	12:23:46.784
4 -	1:19.241	+ 3.067	12:16:55.147	10 -	1:20.507	+ 4.333	12:25:07.291
5 -	1:20.161	+ 3.987	12:18:15.308	11 -	1:16.174		12:26:23.465
6 -	1:17.318	+ 1.144	12:19:32.626				
34	Jeremy BOUCKLEY		Cooper Mk II				
1 -	1:24.497	+ 8.022	12:16:13.248	5 -	1:16.475		12:21:25.005
2 -	1:21.062	+ 4.587	12:17:34.310	6 -	1:16.925	+ 0.450	12:22:41.930
3 -	1:17.237	+ 0.762	12:18:51.547	7 -	1:17.346	+ 0.871	12:23:59.276
4 -	1:16.983	+ 0.508	12:20:08.530	8 -	1:19.095	+ 2.620	12:25:18.371
43	Douglas MARTIN		Elva 200				
1 -	1:23.200	+ 9.336	12:12:50.202	7 -	1:15.280	+ 1.416	12:20:28.740
2 -	1:19.957	+ 6.093	12:14:10.159	8 -	1:14.729	+ 0.865	12:21:43.469
3 -	1:16.458	+ 2.594	12:15:26.617	9 -	1:14.379	+ 0.515	12:22:57.848
4 -	1:15.956	+ 2.092	12:16:42.573	10 -	1:13.869	+ 0.005	12:24:11.717
5 -	1:14.403	+ 0.539	12:17:56.976	11 -	1:13.864		12:25:25.581
6 -	1:16.484	+ 2.620	12:19:13.460	12 -	1:14.031	+ 0.167	12:26:39.612
44	Andrew ROBERTSON		Crossle 4F				
1 -	1:17.947	+ 6.798	12:12:50.290	7 -	1:11.149		12:20:17.776
2 -	1:14.411	+ 3.262	12:14:04.701	8 -	1:12.709	+ 1.560	12:21:30.485
3 -	1:24.440	+ 13.291	12:15:29.141	9 -	1:12.142	+ 0.993	12:22:42.627
4 -	1:12.428	+ 1.279	12:16:41.569	10 -	1:12.352	+ 1.203	12:23:54.979
5 -	1:12.713	+ 1.564	12:17:54.282	11 -	1:11.611	+ 0.462	12:25:06.590

SilverstoneNat
Circuit Length = 1.6390 miles
Start: 12:10 End: 12:26

"Millers Oils" Historic Formula Junior
QUALIFYING - Race 9 - LAP ANALYSIS

6 -	1:12.345	+ 1.196	12:19:06.627	12 -	1:11.647	+ 0.498	12:26:18.237
45	Brian ARCULUS			Emeryson			
1 -	1:21.884	+ 7.082	12:12:54.564	5 -	1:15.911	+ 1.109	12:18:01.628
2 -	1:18.689	+ 3.887	12:14:13.253	6 -	1:14.956	+ 0.154	12:19:16.584
3 -	1:16.343	+ 1.541	12:15:29.596	7 -	1:14.802		12:20:31.386
4 -	1:16.121	+ 1.319	12:16:45.717	8 -	1:15.868	+ 1.066	12:21:47.254
46	Andrew TAYLOR			Britannia			
1 -	1:24.951	+ 13.963	12:12:50.437	7 -	1:11.073	+ 0.085	12:20:03.463
2 -	1:15.033	+ 4.045	12:14:05.470	8 -	1:11.100	+ 0.112	12:21:14.563
3 -	1:12.346	+ 1.358	12:15:17.816	9 -	1:10.988		12:22:25.551
4 -	1:11.098	+ 0.110	12:16:28.914	10 -	1:12.643	+ 1.655	12:23:38.194
5 -	1:11.512	+ 0.524	12:17:40.426	11 -	1:11.062	+ 0.074	12:24:49.256
6 -	1:11.964	+ 0.976	12:18:52.390	12 -	1:11.013	+ 0.025	12:26:00.269
47	Lorraine GATHERCOLE			Lotus 18			
1 -	1:18.857	+ 7.330	12:12:51.588	7 -	1:16.327	+ 4.800	12:20:15.386
2 -	1:17.334	+ 5.807	12:14:08.922	8 -	1:14.511	+ 2.984	12:21:29.897
3 -	1:12.834	+ 1.307	12:15:21.756	9 -	1:14.313	+ 2.786	12:22:44.210
4 -	1:11.810	+ 0.283	12:16:33.566	10 -	1:11.622	+ 0.095	12:23:55.832
5 -	1:11.908	+ 0.381	12:17:45.474	11 -	1:11.527		12:25:07.359
6 -	1:13.585	+ 2.058	12:18:59.059	12 -	1:12.658	+ 1.131	12:26:20.017
51	Michael HIBBERD			Lotus 27			
1 -	1:12.367	+ 6.251	12:12:28.639	8 -	1:07.029	+ 0.913	12:20:21.592
2 -	1:08.868	+ 2.752	12:13:37.507	9 -	1:09.741	+ 3.625	12:21:31.333
3 -	1:07.027	+ 0.911	12:14:44.534	10 -	1:10.602	+ 4.486	12:22:41.935
4 -	1:06.116		12:15:50.650	11 -	1:07.806	+ 1.690	12:23:49.741
5 -	1:07.002	+ 0.886	12:16:57.652	12 -	1:10.457	+ 4.341	12:25:00.198
6 -	1:08.449	+ 2.333	12:18:06.101	13 -	1:06.287	+ 0.171	12:26:06.485
7 -	1:08.462	+ 2.346	12:19:14.563				
52	James CLARIDGE			Lola Mk5A			
1 -	1:11.215	+ 4.519	12:12:15.872	8 -	1:08.528	+ 1.832	12:20:12.860
2 -	1:09.139	+ 2.443	12:13:25.011	9 -	1:07.186	+ 0.490	12:21:20.046
3 -	1:07.724	+ 1.028	12:14:32.735	10 -	1:07.505	+ 0.809	12:22:27.551
4 -	1:07.475	+ 0.779	12:15:40.210	11 -	1:08.574	+ 1.878	12:23:36.125
5 -	1:07.834	+ 1.138	12:16:48.044	12 -	1:06.696		12:24:42.821
6 -	1:08.175	+ 1.479	12:17:56.219	13 -	1:08.016	+ 1.320	12:25:50.837
7 -	1:08.113	+ 1.417	12:19:04.332				
56	Peter JACKSON			Cooper T56			
1 -	1:24.523	+ 12.428	12:12:53.898	7 -	1:14.705	+ 2.610	12:20:42.043
2 -	1:22.459	+ 10.364	12:14:16.357	8 -	1:14.809	+ 2.714	12:21:56.852
3 -	1:20.134	+ 8.039	12:15:36.491	9 -	1:14.739	+ 2.644	12:23:11.591
4 -	1:20.059	+ 7.964	12:16:56.550	10 -	1:12.473	+ 0.378	12:24:24.064
5 -	1:16.716	+ 4.621	12:18:13.266	11 -	1:12.512	+ 0.417	12:25:36.576
6 -	1:14.072	+ 1.977	12:19:27.338	12 -	1:12.095		12:26:48.671
59	David HALL			BMC Huffaker Mk2			
1 -	1:20.623	+ 7.897	12:12:44.495	7 -	1:15.477	+ 2.751	12:20:16.428
2 -	1:14.885	+ 2.159	12:13:59.380	8 -	1:15.742	+ 3.016	12:21:32.170
3 -	1:13.978	+ 1.252	12:15:13.358	9 -	1:13.683	+ 0.957	12:22:45.853
4 -	1:14.039	+ 1.313	12:16:27.397	10 -	1:13.057	+ 0.331	12:23:58.910
5 -	1:16.467	+ 3.741	12:17:43.864	11 -	1:12.726		12:25:11.636
6 -	1:17.087	+ 4.361	12:19:00.951	12 -	1:14.328	+ 1.602	12:26:25.964
62	Simon ARMER			Cooper T59			
1 -	1:25.132	+ 17.223	12:12:47.844	8 -	1:08.056	+ 0.147	12:20:55.679
2 -	1:14.017	+ 6.108	12:14:01.861	9 -	1:09.741	+ 1.832	12:22:05.420
3 -	1:10.007	+ 2.098	12:15:11.868	10 -	1:08.587	+ 0.678	12:23:14.007
4 -	1:10.248	+ 2.339	12:16:22.116	11 -	1:07.909		12:24:21.916
5 -	1:08.759	+ 0.850	12:17:30.875	12 -	1:08.950	+ 1.041	12:25:30.866

SilverstoneNat
 Circuit Length = 1.6390 miles
 Start: 12:10 End: 12:26

"Millers Oils" Historic Formula Junior
QUALIFYING - Race 9 - LAP ANALYSIS

6 -	1:08.703	+ 0.794	12:18:39.578	13 -	1:09.180	+ 1.271	12:26:40.046
7 -	1:08.045	+ 0.136	12:19:47.623				
63	James MURRAY		Lola MK5A				
1 -	1:15.058	+ 8.787	12:12:46.505	8 -	1:08.779	+ 2.508	12:20:45.842
2 -	1:09.429	+ 3.158	12:13:55.934	9 -	1:08.471	+ 2.200	12:21:54.313
3 -	1:09.845	+ 3.574	12:15:05.779	10 -	1:07.501	+ 1.230	12:23:01.814
4 -	1:10.546	+ 4.275	12:16:16.325	11 -	1:07.086	+ 0.815	12:24:08.900
5 -	1:07.341	+ 1.070	12:17:23.666	12 -	1:08.112	+ 1.841	12:25:17.012
6 -	1:06.271		12:18:29.937	13 -	1:07.230	+ 0.959	12:26:24.242
7 -	1:07.126	+ 0.855	12:19:37.063				
66	Alex MORTON		Ausper T3				
1 -	1:20.310	+ 6.399	12:12:36.546	7 -	1:14.976	+ 1.065	12:20:13.797
2 -	1:17.781	+ 3.870	12:13:54.327	8 -	1:13.985	+ 0.074	12:21:27.782
3 -	1:17.442	+ 3.531	12:15:11.769	9 -	1:13.911		12:22:41.693
4 -	1:16.714	+ 2.803	12:16:28.483	10 -	1:15.853	+ 1.942	12:23:57.546
5 -	1:15.762	+ 1.851	12:17:44.245	11 -	1:14.160	+ 0.249	12:25:11.706
6 -	1:14.576	+ 0.665	12:18:58.821	12 -	1:15.284	+ 1.373	12:26:26.990
71	Marcus MUSSA		Brabham BT2				
1 -	1:17.363	+ 9.790	12:12:42.886	8 -	1:15.110	+ 7.537	12:20:58.045
2 -	1:12.486	+ 4.913	12:13:55.372	9 -	1:10.041	+ 2.468	12:22:08.086
3 -	1:10.201	+ 2.628	12:15:05.573	10 -	1:10.545	+ 2.972	12:23:18.631
4 -	1:11.847	+ 4.274	12:16:17.420	11 -	1:08.228	+ 0.655	12:24:26.859
5 -	1:08.966	+ 1.393	12:17:26.386	12 -	1:07.573		12:25:34.432
6 -	1:08.215	+ 0.642	12:18:34.601	13 -	1:09.241	+ 1.668	12:26:43.673
7 -	1:08.334	+ 0.761	12:19:42.935				
72	David CROWTHER		Lotus 22				
1 -	1:20.526	+ 4.971	12:12:55.550	6 -	1:17.408	+ 1.853	12:19:22.546
2 -	1:18.836	+ 3.281	12:14:14.386	7 -	1:15.670	+ 0.115	12:20:38.216
3 -	1:17.488	+ 1.933	12:15:31.874	8 -	1:15.555		12:21:53.771
4 -	1:16.484	+ 0.929	12:16:48.358	9 -	1:15.836	+ 0.281	12:23:09.607
5 -	1:16.780	+ 1.225	12:18:05.138	10 -	1:42.900 p	+ 27.345	12:24:52.507
75	Pete MORTON		Lightning FJ				
1 -	1:17.757	+ 6.388	12:12:32.691	7 -	1:11.685	+ 0.316	12:19:56.057
2 -	1:17.340	+ 5.971	12:13:50.031	8 -	1:11.933	+ 0.564	12:21:07.990
3 -	1:13.055	+ 1.686	12:15:03.086	9 -	1:12.738	+ 1.369	12:22:20.728
4 -	1:14.458	+ 3.089	12:16:17.544	10 -	1:18.648	+ 7.279	12:23:39.376
5 -	1:13.387	+ 2.018	12:17:30.931	11 -	1:11.369		12:24:50.745
6 -	1:13.441	+ 2.072	12:18:44.372	12 -	1:12.271	+ 0.902	12:26:03.016
77	Steve SMITH		Cooper T59				
1 -	1:14.542	+ 7.640	12:12:37.524	8 -	1:08.668	+ 1.766	12:20:40.811
2 -	1:11.094	+ 4.192	12:13:48.618	9 -	1:08.955	+ 2.053	12:21:49.766
3 -	1:08.047	+ 1.145	12:14:56.665	10 -	1:08.173	+ 1.271	12:22:57.939
4 -	1:08.229	+ 1.327	12:16:04.894	11 -	1:07.372	+ 0.470	12:24:05.311
5 -	1:08.729	+ 1.827	12:17:13.623	12 -	1:06.902		12:25:12.213
6 -	1:08.037	+ 1.135	12:18:21.660	13 -	1:08.840	+ 1.938	12:26:21.053
7 -	1:10.483	+ 3.581	12:19:32.143				
78	Paul SMEETH		Lotus 22				
1 -	1:12.200	+ 3.520	12:12:21.399	8 -	1:10.012	+ 1.332	12:20:31.503
2 -	1:10.432	+ 1.752	12:13:31.831	9 -	1:09.832	+ 1.152	12:21:41.335
3 -	1:09.858	+ 1.178	12:14:41.689	10 -	1:09.898	+ 1.218	12:22:51.233
4 -	1:08.680		12:15:50.369	11 -	1:09.361	+ 0.681	12:24:00.594
5 -	1:09.150	+ 0.470	12:16:59.519	12 -	1:08.865	+ 0.185	12:25:09.459
6 -	1:10.618	+ 1.938	12:18:10.137	13 -	1:25.075 p	+ 16.395	12:26:34.534
7 -	1:11.354	+ 2.674	12:19:21.491				
79	Andrew HIBBERD		Lotus 22				
1 -	1:07.921	+ 1.404	12:12:10.392	8 -	1:07.854	+ 1.337	12:20:07.051

SilverstoneNat
Circuit Length = 1.6390 miles
Start: 12:10 End: 12:26


"Millers Oils" Historic Formula Junior
QUALIFYING - Race 9 - LAP ANALYSIS

2 -	1:07.796	+ 1.279	12:13:18.188	9 -	1:07.599	+ 1.082	12:21:14.650
3 -	1:06.876	+ 0.359	12:14:25.064	10 -	1:08.815	+ 2.298	12:22:23.465
4 -	1:08.806	+ 2.289	12:15:33.870	11 -	1:09.676	+ 3.159	12:23:33.141
5 -	1:09.362	+ 2.845	12:16:43.232	12 -	1:06.517		12:24:39.658
6 -	1:08.475	+ 1.958	12:17:51.707	13 -	1:06.745	+ 0.228	12:25:46.403
7 -	1:07.490	+ 0.973	12:18:59.197				
83	Barry WESTMORELAND			Lotus 22			
1 -	1:15.882	+ 8.036	12:12:47.048	8 -	1:08.593	+ 0.747	12:20:49.761
2 -	1:09.914	+ 2.068	12:13:56.962	9 -	1:07.996	+ 0.150	12:21:57.757
3 -	1:09.588	+ 1.742	12:15:06.550	10 -	1:08.645	+ 0.799	12:23:06.402
4 -	1:10.577	+ 2.731	12:16:17.127	11 -	1:08.167	+ 0.321	12:24:14.569
5 -	1:08.082	+ 0.236	12:17:25.209	12 -	1:08.633	+ 0.787	12:25:23.202
6 -	1:07.846		12:18:33.055	13 -	1:10.345	+ 2.499	12:26:33.547
7 -	1:08.113	+ 0.267	12:19:41.168				
84	Mark WOODHOUSE			Lotus 22			
1 -	1:11.261	+ 4.599	12:12:15.499	8 -	1:07.358	+ 0.696	12:20:08.683
2 -	1:08.980	+ 2.318	12:13:24.479	9 -	1:07.332	+ 0.670	12:21:16.015
3 -	1:07.513	+ 0.851	12:14:31.992	10 -	1:06.997	+ 0.335	12:22:23.012
4 -	1:07.806	+ 1.144	12:15:39.798	11 -	1:12.090	+ 5.428	12:23:35.102
5 -	1:07.477	+ 0.815	12:16:47.275	12 -	1:06.956	+ 0.294	12:24:42.058
6 -	1:07.388	+ 0.726	12:17:54.663	13 -	1:14.240	+ 7.578	12:25:56.298
7 -	1:06.662		12:19:01.325				
88	Paul DAVIS			Lotus 20			
1 -	1:16.656	+ 6.761	12:12:41.266	7 -	1:11.025	+ 1.130	12:19:53.801
2 -	1:13.261	+ 3.366	12:13:54.527	8 -	1:10.468	+ 0.573	12:21:04.269
3 -	1:13.319	+ 3.424	12:15:07.846	9 -	1:11.943	+ 2.048	12:22:16.212
4 -	1:12.044	+ 2.149	12:16:19.890	10 -	1:11.200	+ 1.305	12:23:27.412
5 -	1:11.482	+ 1.587	12:17:31.372	11 -	1:10.516	+ 0.621	12:24:37.928
6 -	1:11.404	+ 1.509	12:18:42.776	12 -	1:09.895		12:25:47.823
93	Rudolf ERNST			Lotus 22			
1 -	1:17.516	+ 6.427	12:12:38.996	7 -	1:11.623	+ 0.534	12:19:53.149
2 -	1:13.230	+ 2.141	12:13:52.226	8 -	1:12.509	+ 1.420	12:21:05.658
3 -	1:12.237	+ 1.148	12:15:04.463	9 -	1:13.161	+ 2.072	12:22:18.819
4 -	1:14.183	+ 3.094	12:16:18.646	10 -	1:18.137	+ 7.048	12:23:36.956
5 -	1:11.089		12:17:29.735	11 -	1:11.097	+ 0.008	12:24:48.053
6 -	1:11.791	+ 0.702	12:18:41.526	12 -	1:11.628	+ 0.539	12:25:59.681
94	David GRUNBERG			Lotus 20			
1 -	1:39.170	+ 15.916	12:13:24.590	6 -	1:30.061	+ 6.807	12:20:52.649
2 -	1:34.461	+ 11.207	12:14:59.051	7 -	1:25.065	+ 1.811	12:22:17.714
3 -	1:29.905	+ 6.651	12:16:28.956	8 -	1:27.123	+ 3.869	12:23:44.837
4 -	1:27.398	+ 4.144	12:17:56.354	9 -	1:23.657	+ 0.403	12:25:08.494
5 -	1:26.234	+ 2.980	12:19:22.588	10 -	1:23.254		12:26:31.748

SilverstoneNat
 Circuit Length = 1.6390 miles
 Start: 12:10 End: 12:26

"Millers Oils" Historic Formula Junior

Race 9 - GRID

ROW	18	94	1:23.254 David GRUNBERG	16	1:20.239 Gordon WRIGHT
ROW	17	10	1:19.642 John TRUSLOVE	19	1:19.568 Jan BIEKENS
ROW	16	7	1:19.133 Duncan RABAGLIATI	26	1:17.046 Roger DEXTER
ROW	15	34	1:16.475 Jeremy BOUCKLEY	32	1:16.174 John DOWSON
ROW	14	27	1:14.925 Paul DIXON	45	1:14.802 Brian ARCULUS
ROW	13	66	1:13.911 Alex MORTON	21	1:13.884 Peter MULLEN
ROW	12	43	1:13.864 Douglas MARTIN	18	1:13.164 Ned SPIEKER
ROW	11	59	1:12.726 David HALL	56	1:12.095 Peter JACKSON
ROW	10	47	1:11.527 Lorraine GATHERCOLE	14	1:11.313 Crispian BESLEY
ROW	9	44	1:11.149 Andrew ROBERTSON	93	1:11.089 Rudolf ERNST
ROW	8	4	1:11.074 Derek WALKER	29	1:10.989 William GRIMSHAW
ROW	7	46	1:10.988 Andrew TAYLOR	11	1:10.726 David STEVENSON
ROW	6	3	1:10.592 Clive WILSON	88	1:09.895 Paul DAVIS
ROW	5	78	1:08.680 Paul SMEETH	62	1:07.909 Simon ARMER
ROW	4	83	1:07.846 Barry WESTMORELAND	71	1:07.573 Marcus MUSSA
ROW	3	77	1:06.902 Steve SMITH	52	1:06.696 James CLARIDGE
ROW	2	84	1:06.662 Mark WOODHOUSE	79	1:06.517 Andrew HIBBERD
ROW	1	63	1:06.271 James MURRAY	51	1:06.116 Michael HIBBERD
Pole					
					

CARS 20, 75 AND 72 - 1ST, 2ND AND 3RD RESERVES
CAR 21 TRANSPONDER INTERMITTENT

Weather / Track : Sunny/Dry

These results are provisional until the conclusion of any judicial and technical matters.

SilverstoneNat
Circuit Length = 1.6390 miles

Clerk of Course :		Timekeeper :
-------------------	--	--------------

"School Garage" Historic Road Sports

Race 1 - CLASSIFICATION - Amended

POS	NO	CL	NAME	ENTRY	LAPS	TIME	GAP	DIFF	MPH	BEST	ON
1	92	A	James PATERSON	Morgan Plus 8	13	15:06.751			84.59	1:08.155	9
2	1	C	Dave RANDALL	Ginetta G4	13	15:09.148	2.397	2.397	84.36	1:08.353	6
3	51	C	Peter SHAW	Lotus Elan	13	15:23.176	16.425	14.028	83.08	1:09.400	4
4	76	A	Tony HOWARD	Morgan Plus 8	13	15:45.462	38.711	22.286	81.12	1:11.031	7
5	54	C	Martin HALLIDAY	Lotus Seven S3	13	15:45.706	38.955	0.244	81.10	1:11.264	6
6	32	E	Josh SADLER	Ginetta G4	13	16:05.325	58.574	19.619	79.46	1:11.965	8
7	2	D	Robert BARRIE	Porsche 911	13	16:06.263	59.512	0.938	79.38	1:12.111	8
8	25	C	Jim GRANT	Lotus Elan	13	16:20.541	1:13.790	14.278	78.22	1:12.334	6
9	71	E	Dick COFFEY	Turner Mk1	12	15:14.461	1 lap	1 lap	77.42	1:14.331	2
10	63	B	Colin SHARP	Triumph TR4A	12	15:16.446	1 lap	1.985	77.25	1:14.211	11
11	66	B	Mark HOBLE	Morgan Plus 4	12	15:22.906	1 lap	6.460	76.71	1:15.108	9
12	44	B	David KIRBY	Triumph TR6	12	15:24.894	1 lap	1.988	76.55	1:14.746	8
13	61	C	Geoff SIZZEY	Turner Mk3	12	15:32.940	1 lap	8.046	75.89	1:15.488	8
14	47	D	Peter TOGNOLA	Porsche 911	12	15:57.264	1 lap	24.324	73.96	1:17.556	4
15	21	D	Rebecca RUFF	Porsche 911S	12	16:00.571	1 lap	3.307	73.71	1:15.995	3
16	60	D	Dickon PARNELL	Triumph GT6 Mk2	12	16:03.883	1 lap	3.312	73.45	1:17.018	8
17	96	D	Dick GRAINGER	Porsche 911	12	16:05.746	1 lap	1.863	73.31	1:18.021	11
18	26	D	Melvin FLOYD	Fiat 124 Sports Coupe	12	16:08.444	1 lap	2.698	73.11	1:18.744	12
19	34	B	Mark SHEARS	Morgan Plus 4	12	16:09.371	1 lap	0.927	73.04	1:18.352	11
20	98	Inv	Nick ASHMAN	MG TF	12	16:09.673	1 lap	0.302	73.01	1:18.401	12
21	12	E	James WISEMAN	Alfa Romeo Giulietta SZ	11	15:17.310	2 laps	1 lap	70.75	1:21.202	5
22	41	E	Daniel JORDAN	Fairthorpe Electron Minor	11	15:56.348	2 laps	39.038	67.86	1:24.069	8
23	88	B	Andrew SOMERVILLE	Triumph TR4	11	16:00.422	2 laps	4.074	67.57	1:24.666	9
24	6	Inv	Patrice WATTINE	Fairthorpe	11	16:01.734	2 laps	1.312	67.48	1:24.615	8
25	83	F	Daniel WOOD	JWF Italia	11	16:04.845	2 laps	3.111	67.26	1:23.584	2
26	19	F	Chris GAWNE	Lancia Aurelia B20 GT	10	15:18.263	3 laps	1 lap	64.25	1:26.461	2

NOT CLASSIFIED

DNF	27	B	Chris BURBURY	Triumph TR5	11	13:35.579	2 laps	0.000	79.58	1:12.128	11
DNF	22	F	John FITZGERALD	Turner Mk2	9	12:15.969	4 laps	2 laps	72.15	1:17.269	2
DNC	57	D	Simon KING	Morgan Plus 4	8	15:16.965	5 laps	1 lap	51.47	1:21.123	5
DNF	50	A	Julian DODD	TVR Griffiths	6	8:04.121	7 laps	2 laps	73.12	1:12.788	2
DNF	45	D	Matthew NEWMAN	Alfa Romeo GTV	6	8:34.918	7 laps	30.797	68.75	1:22.518	2
DNF	46	C	Paul TOOMS	Lotus Elan S4	1	1:20.360	12 laps	5 laps	73.42	1:12.746	1
DNF	69	C	Andy SHEPHERD	Lotus Seven S2	1	1:20.880	12 laps	0.520	72.95	1:14.753	1
DNF	72	E	Jim GATHERCOLE	MG Midget	1	2:03.688	12 laps	42.808	47.70		0
DNF	68	C	Oliver PHILLIPS	Lotus 7	0	11.017					0

FASTEST LAP

1	C	Dave RANDALL	Ginetta G4	6	1:08.353	86.32 mph	138.92 kph
2	D	Robert BARRIE	Porsche 911	8	1:12.111	81.82 mph	131.68 kph
98	Inv	Nick ASHMAN	MG TF	12	1:18.401	75.25 mph	121.11 kph
32	E	Josh SADLER	Ginetta G4	8	1:11.965	81.98 mph	131.94 kph
22	F	John FITZGERALD	Turner Mk2	2	1:17.269	76.36 mph	122.89 kph
27	B	Chris BURBURY	Triumph TR5	11	1:12.128	81.80 mph	131.65 kph
92	A	James PATERSON	Morgan Plus 8	9	1:08.155	86.57 mph	139.32 kph

Weather / Track : Sunny/Dry

These results are provisional until the conclusion of any judicial and technical matters.

SilverstoneNat
Circuit Length = 1.6390 miles
Start: 13:18 End: 13:35

Clerk of Course :	Timekeeper :
-------------------	--------------

"School Garage" Historic Road Sports

Race 1 - LAP CHART

Lap 1			Lap 2			Lap 3			Lap 4			Lap 5		
No	Behind	Laptime	No	Behind	Laptime	No	Behind	Laptime	No	Behind	Laptime	No	Behind	Laptime
92		1:11.566	92		1:08.779	92		1:08.947	92		1:08.898	92		1:09.476
1	1.767	1:13.275	1	2.398	1:09.410	1	2.157	1:08.706	1	2.216	1:08.957	1	2.647	1:09.907
51	2.638	1:13.349	51	3.538	1:09.679	51	4.306	1:09.715	51	4.808	1:09.400	83	1 LAP	1:27.079
46	3.325	1:12.746	54	7.508	1:11.937	54	10.643	1:12.082	19	1 LAP	1:43.449	51	5.711	1:10.379
69	3.845	1:14.753	76	7.924	1:11.970	76	10.989	1:12.012	54	14.278	1:12.533	41	1 LAP	1:25.227
54	4.350	1:13.870	50	10.791	1:12.788	50	14.709	1:12.865	76	14.409	1:12.318	88	1 LAP	1:26.132
76	4.733	1:14.442	25	12.477	1:14.424	25	17.069	1:13.539	50	18.680	1:12.869	6	1 LAP	1:25.940
50	6.782	1:15.982	2	13.144	1:13.982	27	17.585	1:13.185	25	21.108	1:12.937	54	16.634	1:11.832
25	6.832	1:16.214	27	13.347	1:13.597	2	18.763	1:14.566	27	21.454	1:12.767	76	17.660	1:12.727
2	7.941	1:16.774	32	14.019	1:14.490	32	19.145	1:14.073	2	22.276	1:12.411	50	22.906	1:13.702
32	8.308	1:17.193	71	15.764	1:14.331	71	21.786	1:14.969	32	22.697	1:12.450	27	24.383	1:12.405
27	8.529	1:16.515	63	19.486	1:16.580	63	26.117	1:15.578	71	29.097	1:16.209	25	24.891	1:13.259
71	10.212	1:19.044	66	19.803	1:16.178	66	26.864	1:16.008	63	32.200	1:14.981	2	25.743	1:12.943
63	11.685	1:19.160	44	20.656	1:15.399	44	27.134	1:15.425	66	33.902	1:15.936	32	25.954	1:12.733
66	12.404	1:19.430	61	23.911	1:17.116	61	31.622	1:16.658	44	34.103	1:15.867	19	1 LAP	1:29.596
44	14.036	1:20.252	21	25.011	1:17.571	21	32.059	1:15.995	61	39.329	1:16.605	71	34.136	1:14.515
61	15.574	1:21.317	22	25.718	1:17.269	22	35.182	1:18.411	21	40.125	1:16.964	63	37.449	1:14.725
21	16.219	1:21.628	47	27.768	1:17.975	47	37.312	1:18.491	22	44.733	1:18.449	66	40.479	1:16.053
22	17.228	1:22.294	96	28.660	1:19.668	96	39.042	1:19.329	47	45.970	1:17.556	44	40.719	1:16.092
96	17.771	1:23.142	98	29.941	1:19.196	98	39.940	1:18.946	96	49.650	1:19.506	61	46.405	1:16.552
47	18.572	1:21.093	26	30.189	1:19.973	26	40.315	1:19.073	98	50.138	1:19.096	21	47.227	1:16.578
26	18.995	1:23.441	34	31.231	1:19.351	34	41.692	1:19.408	26	50.465	1:19.048	22	54.937	1:19.680
98	19.524	1:23.112	60	32.585	1:20.341	60	42.654	1:19.016	34	51.944	1:19.150	47	55.028	1:18.534
34	20.659	1:24.315	45	34.763	1:22.518	12	48.819	1:22.482	60	51.945	1:18.189	96	59.744	1:19.570
60	21.023	1:24.678	12	35.284	1:22.123	45	49.333	1:23.517	12	1:01.568	1:21.647	98	1:00.822	1:20.160
45	21.024	1:26.340	83	39.025	1:23.584	83	54.334	1:24.256	45	1:03.157	1:22.722	26	1:00.973	1:19.984
12	21.940	1:24.761	41	43.726	1:26.597	88	1:00.543	1:25.158				60	1:02.309	1:19.840
83	24.220	1:25.894	88	44.332	1:26.694	41	1:01.268	1:26.489				34	1:02.310	1:19.842
41	25.908	1:27.932	6	45.077	1:27.146	6	1:03.760	1:27.630						
88	26.417	1:28.018	19	45.881	1:26.461									
6	26.710	1:28.635												
19	28.199	1:29.574												
72	46.653	1:52.227												
57	46.654	1:49.211												

SilverstoneNat
 Circuit Length = 1.6390 miles
 Start: 13:18 End: 13:35

"School Garage" Historic Road Sports

Race 1 - LAP CHART

Lap 6			Lap 7			Lap 8			Lap 9			Lap 10		
No	Behind	Laptime	No	Behind	Laptime	No	Behind	Laptime	No	Behind	Laptime	No	Behind	Laptime
92		1:09.226	92		1:09.482	92		1:08.609	92		1:08.155	92		1:08.630
57	4 LAPS	5:00.329	96	1 LAP	1:19.718	1	2.088	1:09.199	21	1 LAP	1:16.452	44	1 LAP	1:16.451
1	1.774	1:08.353	1	1.498	1:09.206	47	1 LAP	1:18.589	1	2.810	1:08.877	83	2 LAPS	1:26.476
12	1 LAP	1:21.202	60	1 LAP	1:18.299	22	1 LAP	1:22.386	51	12.877	1:10.418	41	2 LAPS	1:24.069
51	6.871	1:10.386	26	1 LAP	1:20.559	51	10.614	1:12.211	47	1 LAP	1:17.647	1	3.226	1:09.046
45	1 LAP	1:22.908	98	1 LAP	1:21.373	96	1 LAP	1:19.261	19	2 LAPS	1:27.742	88	2 LAPS	1:25.880
54	18.672	1:11.264	34	1 LAP	1:20.122	60	1 LAP	1:19.852	96	1 LAP	1:18.248	61	1 LAP	1:16.415
76	19.765	1:11.331	51	7.012	1:09.623	26	1 LAP	1:18.929	60	1 LAP	1:17.018	6	2 LAPS	1:24.615
83	1 LAP	1:26.026	57	4 LAPS	1:21.654	34	1 LAP	1:18.703	22	1 LAP	1:21.627	51	14.546	1:10.299
41	1 LAP	1:24.853	12	1 LAP	1:21.363	98	1 LAP	1:19.330	26	1 LAP	1:18.827	47	1 LAP	1:18.731
88	1 LAP	1:25.229	54	21.179	1:11.989	54	24.616	1:12.046	34	1 LAP	1:19.422	21	1 LAP	1:34.202
6	1 LAP	1:25.305	76	21.314	1:11.031	76	24.814	1:12.109	98	1 LAP	1:19.160	96	1 LAP	1:19.273
25	27.999	1:12.334	45	1 LAP	1:25.194	57	4 LAPS	1:21.293	76	27.790	1:11.131	76	32.239	1:13.079
27	28.260	1:13.103	25	32.249	1:13.732	12	1 LAP	1:21.232	54	28.114	1:11.653	54	32.520	1:13.036
2	29.059	1:12.542	27	32.712	1:13.934	25	36.250	1:12.610	57	4 LAPS	1:21.123	60	1 LAP	1:19.815
32	29.505	1:12.777	2	33.845	1:14.268	27	36.645	1:12.542	25	41.013	1:12.918	26	1 LAP	1:19.351
71	40.306	1:15.396	32	34.448	1:14.425	2	37.347	1:12.111	27	41.129	1:12.639	34	1 LAP	1:19.185
63	43.132	1:14.909	83	1 LAP	1:25.939	32	37.804	1:11.965	2	41.826	1:12.634	98	1 LAP	1:20.294
66	47.169	1:15.916	41	1 LAP	1:24.813	71	51.570	1:14.755	32	42.252	1:12.603	22	1 LAP	1:23.641
44	47.448	1:15.955	88	1 LAP	1:25.675	83	1 LAP	1:25.345	12	1 LAP	1:21.987	19	2 LAPS	1:29.538
19	1 LAP	1:27.398	6	1 LAP	1:25.881	41	1 LAP	1:25.245	71	57.901	1:14.486	27	46.214	1:13.715
61	53.489	1:16.310	71	45.424	1:14.600	63	55.725	1:15.159	63	1:02.641	1:15.071	2	47.817	1:14.621
21	54.299	1:16.298	63	49.175	1:15.525	88	1 LAP	1:24.879	66	1:07.153	1:15.108	32	48.201	1:14.579
50	1:01.760	1:48.080	66	53.251	1:15.564	6	1 LAP	1:24.945				57	4 LAPS	1:22.296
47	1:04.122	1:18.320	44	54.312	1:16.346	66	1:00.200	1:15.558				12	1 LAP	1:21.984
22	1:05.954	1:20.243	61	1:00.482	1:16.475	44	1:00.449	1:14.746				25	59.190	1:26.807
			21	1:01.376	1:16.559	61	1:07.361	1:15.488				71	1:06.288	1:17.017
			19	1 LAP	1:27.374									

"School Garage" Historic Road Sports

Race 1 - LAP CHART

Lap 11			Lap 12			Lap 13		
No	Behind	Laptime	No	Behind	Laptime	No	Behind	Laptime
92		1:08.341	92		1:08.824	92		1:12.349
63	1 LAP	1:15.179	1	3.437	1:08.761	1	2.397	1:11.309
1	3.500	1:08.615	71	1 LAP	1:15.525	71	1 LAP	1:15.411
66	1 LAP	1:15.925	63	1 LAP	1:14.211	63	1 LAP	1:15.808
44	1 LAP	1:15.233	66	1 LAP	1:15.170	57	5 LAPS	1:25.094
61	1 LAP	1:16.833	44	1 LAP	1:16.452	12	2 LAPS	1:23.068
51	17.390	1:11.185	51	18.813	1:10.247	19	3 LAPS	1:30.126
41	2 LAPS	1:24.994	61	1 LAP	1:15.806	66	1 LAP	1:16.051
88	2 LAPS	1:24.666	41	2 LAPS	1:25.106	51	16.425	1:09.961
83	2 LAPS	1:28.156	76	39.029	1:11.997	44	1 LAP	1:15.857
6	2 LAPS	1:24.864	88	2 LAPS	1:26.037	61	1 LAP	1:16.073
47	1 LAP	1:17.734	54	39.456	1:12.001	76	38.711	1:12.031
76	35.856	1:11.958	6	2 LAPS	1:25.600	54	38.955	1:11.848
54	36.279	1:12.100	83	2 LAPS	1:28.174	41	2 LAPS	1:26.012
21	1 LAP	1:18.268	47	1 LAP	1:17.962	47	1 LAP	1:20.118
60	1 LAP	1:17.399	21	1 LAP	1:18.069	88	2 LAPS	1:26.620
96	1 LAP	1:20.052	60	1 LAP	1:18.063	21	1 LAP	1:20.361
26	1 LAP	1:19.100	96	1 LAP	1:18.021	6	2 LAPS	1:26.063
34	1 LAP	1:18.750	26	1 LAP	1:18.826	60	1 LAP	1:17.993
98	1 LAP	1:18.408	34	1 LAP	1:18.352	83	2 LAPS	1:28.555
27	50.001	1:12.128	98	1 LAP	1:18.750	32	58.574	1:13.492
2	51.962	1:12.486	32	57.431	1:13.679	96	1 LAP	1:18.294
32	52.576	1:12.716	2	58.412	1:15.274	2	59.512	1:13.449
19	2 LAPS	1:31.345	25	1:12.257	1:17.132	26	1 LAP	1:18.744
25	1:03.949	1:13.100				34	1 LAP	1:19.392
57	4 LAPS	1:21.487				98	1 LAP	1:18.401
12	1 LAP	1:21.247				25	1:13.790	1:13.882

"Grandstand Motorsports" Historic Formula Ford iaw Avon Tyres

Race 2 - CLASSIFICATION

POS	NO	CL	NAME	ENTRY	LAPS	TIME	GAP	DIFF	MPH	BEST	ON
1	95		Michael LYONS	Merlyn Mk11A	14	15:31.136			88.71	1:05.323	13
2	11		Westie MITCHELL	Merlyn Mk20	14	15:35.548	4.412	4.412	88.29	1:05.533	10
3	77		Chris SHARPLES	Palliser WDF1	14	15:40.263	9.127	4.715	87.85	1:05.304	13
4	57		David WILD	Lola T200	14	15:40.439	9.303	0.176	87.83	1:05.662	10
5	22		Lee DWYER	Lola T200	14	15:46.655	15.519	6.216	87.26	1:05.512	13
6	30		Will SCHRYVER	Merlyn Mk20	14	15:54.354	23.218	7.699	86.55	1:06.541	4
7	85		C LILLINGSTON-PRICE	Merlyn Mk11	14	15:54.842	23.706	0.488	86.51	1:06.866	4
8	48		Crispin SCHLAEFLI	Macon MR8	14	15:55.722	24.586	0.880	86.43	1:06.390	8
9	54		Alex MEEK	Merlyn Mk20A	14	15:57.583	26.447	1.861	86.26	1:06.185	11
10	47		Tony DEMPSTER	Lola T200	14	16:05.219	34.083	7.636	85.58	1:06.970	6
11	4		John SYKES	Merlyn Mk11A	14	16:05.397	34.261	0.178	85.56	1:06.515	9
12	86		George FOWLER	Macon MR8	14	16:08.559	37.423	3.162	85.28	1:06.446	11
13	66		Gregory THORNTON	Titan Mk4	14	16:15.539	44.403	6.980	84.67	1:07.320	6
14	27		Dick DIXON	Lotus 61	14	16:15.649	44.513	0.110	84.66	1:07.717	9
15	96		John HARRISON	Lola T200	14	16:15.784	44.648	0.135	84.65	1:07.637	6
16	49		Clive FIDGEON	Lola T200	14	16:19.382	48.246	3.598	84.34	1:07.895	11
17	46		Mike BROMLEY	Merlyn Mk11A	14	16:20.746	49.610	1.364	84.22	1:07.467	8
18	23		Bob HOUGHTON	Merlyn Mk20A	14	16:23.740	52.604	2.994	83.97	1:07.522	12
19	81		John HAYES-HARLOW	Elden Mk 8/10	14	16:24.721	53.585	0.981	83.88	1:06.730	12
20	9		Adam SYKES	Merlyn Mk11A	14	16:28.793	57.657	4.072	83.54	1:07.930	11
21	39		Michael RICHINGS	Alexis Mk15	13	15:42.534	1 lap	1 lap	81.38	1:08.795	6
22	59		Terence TUMBER	Lola T200	13	15:42.993	1 lap	0.459	81.34	1:09.756	9
23	56		Alan FAIRBROTHER	Merlyn Mk20	13	15:43.279	1 lap	0.286	81.31	1:09.895	10
24	14		Roy MACGREGOR	Hawke DL2B	13	15:44.585	1 lap	1.306	81.20	1:09.859	10
25	10		Stephen RUSSELL	Alexis Mk15	13	15:47.157	1 lap	2.572	80.98	1:09.706	12
26	28		Michael WALES	Merlyn Mk20	13	15:54.189	1 lap	7.032	80.38	1:10.481	12
27	80		John BROWN	Merlyn Mk11A	13	15:54.439	1 lap	0.250	80.36	1:10.801	3
28	89		Gary CRITCHER	Nike Mk4/6	13	16:01.599	1 lap	7.160	79.76	1:11.655	6
29	31		Roy SIERGIEJEV	Merlyn Mk17	13	16:03.737	1 lap	2.138	79.59	1:11.829	6
NOT CLASSIFIED											
DNF	36		Andrew GARSIDE	Elden Mk8	12	13:39.143	2 laps	1 lap	86.43	1:06.071	12
DNF	35		Anthony SMITH	Merlyn Mk11A	12	14:02.819	2 laps	23.676	84.00	1:07.859	12
DNF	7		Simon DIFFEY	Elden Mk8	9	10:28.641	5 laps	3 laps	84.47	1:07.529	8
DNF	2		Paul SLEEMAN	Jamun T2	5	6:02.477	9 laps	4 laps	81.38	1:06.800	3
DNF	8		Andrew MANSELL	Merlyn Mk11A	2	2:32.010	12 laps	3 laps	77.63	1:10.562	2
DNF	99		Roger ARNOLD	Merlyn MK20	1	2:36.935	13 laps	1 lap	37.59		0
FASTEST LAP											
77			Chris SHARPLES	Palliser WDF1	13	1:05.304		90.35 mph		145.40 kph	

Weather / Track : Cloudy/Dry

These results are provisional until the conclusion of any judicial and technical matters.

SilverstoneNat
Circuit Length = 1.6390 miles
Start: 13:44 End: 14:01

Clerk of Course :	Timekeeper :
-------------------	--------------

"Grandstand Motorsports" Historic Formula Ford iaw Avon Tyres

Race 2 - LAP CHART

Lap 1			Lap 2			Lap 3			Lap 4			Lap 5		
No	Behind	Laptime	No	Behind	Laptime	No	Behind	Laptime	No	Behind	Laptime	No	Behind	Laptime
95		1:09.129	95		1:06.133	95		1:05.705	95		1:06.185	95		1:05.789
11	0.549	1:09.386	11	0.512	1:06.096	11	0.784	1:05.977	11	0.891	1:06.292	11	1.620	1:06.518
22	1.237	1:09.616	22	1.364	1:06.260	22	1.925	1:06.266	22	1.641	1:05.901	22	2.669	1:06.817
57	1.466	1:09.535	57	2.014	1:06.681	57	2.337	1:06.028	57	1.972	1:05.820	57	2.688	1:06.505
30	2.383	1:10.026	77	3.573	1:06.885	77	4.408	1:06.540	77	4.560	1:06.337	77	5.126	1:06.355
2	2.384	1:10.375	2	4.442	1:08.191	2	5.537	1:06.800	30	6.410	1:06.541	85	9.313	1:07.746
77	2.821	1:10.260	30	4.639	1:08.389	30	6.054	1:07.120	2	6.480	1:07.128	30	9.402	1:08.781
85	3.629	1:10.769	85	5.353	1:07.857	85	6.675	1:07.027	85	7.356	1:06.866	86	11.877	1:07.688
36	4.497	1:11.044	36	6.938	1:08.574	86	8.751	1:07.407	86	9.978	1:07.412	48	12.213	1:07.593
86	4.573	1:11.035	86	7.049	1:08.609	36	9.172	1:07.939	48	10.409	1:07.021	36	13.547	1:07.971
48	4.868	1:11.126	48	7.288	1:08.553	48	9.573	1:07.990	36	11.365	1:08.378	47	13.988	1:08.230
47	5.031	1:11.778	47	7.809	1:08.911	47	10.063	1:07.959	47	11.547	1:07.669	54	15.079	1:08.571
54	5.315	1:11.591	4	7.992	1:08.613	4	10.430	1:08.143	4	11.767	1:07.522	4	15.306	1:09.328
4	5.512	1:10.981	27	8.347	1:08.511	54	11.314	1:08.385	54	12.297	1:07.168	27	17.720	1:09.386
27	5.969	1:10.793	54	8.634	1:09.452	27	11.953	1:09.311	27	14.123	1:08.355	96	17.761	1:08.878
49	7.094	1:12.313	96	9.377	1:08.278	96	12.120	1:08.448	96	14.672	1:08.737	7	18.212	1:08.626
96	7.232	1:12.028	49	11.223	1:10.262	7	13.975	1:08.201	7	15.375	1:07.585	81	18.229	1:08.520
8	7.501	1:11.913	7	11.479	1:09.912	81	14.455	1:07.634	81	15.498	1:07.228	66	20.546	1:08.160
7	7.700	1:11.980	8	11.930	1:10.562	49	14.473	1:08.955	49	17.535	1:09.247	49	20.817	1:09.071
66	7.943	1:11.746	66	12.064	1:10.254	66	15.959	1:09.600	66	18.175	1:08.401	46	21.859	1:08.816
46	8.602	1:12.514	46	12.413	1:09.944	46	16.432	1:09.724	46	18.832	1:08.585	2	24.718	1:24.027
35	10.228	1:12.792	81	12.526	1:07.979	35	17.186	1:09.329	35	20.323	1:09.322	35	24.837	1:10.303
39	10.277	1:13.671	35	13.562	1:09.467	23	18.841	1:09.460	23	21.814	1:09.158	23	25.363	1:09.338
10	10.489	1:13.130	23	15.086	1:10.192	9	19.178	1:08.681	9	22.096	1:09.103	9	25.898	1:09.591
81	10.680	1:10.945	39	16.165	1:12.021	39	21.024	1:10.564	39	24.223	1:09.384	39	27.924	1:09.490
23	11.027	1:14.318	9	16.202	1:10.907	80	23.312	1:10.801	80	29.125	1:11.998	56	35.826	1:12.214
9	11.428	1:16.479	99	1 LAP	1:50.308 P	56	24.151	1:11.952	56	29.401	1:11.435	80	36.642	1:13.306
56	12.251	1:13.031	56	17.904	1:11.786	59	25.141	1:11.674	59	30.106	1:11.150	59	36.778	1:12.461
59	12.440	1:14.533	80	18.216	1:11.707	14	26.330	1:11.500	14	31.016	1:10.871	14	37.329	1:12.102
80	12.642	1:14.266	59	19.172	1:12.865	28	28.771	1:12.642	28	35.202	1:12.616	28	41.948	1:12.535
89	13.513	1:14.523	14	20.535	1:12.233	89	29.092	1:13.609	89	35.334	1:12.427	89	42.244	1:12.699
14	14.435	1:14.370	89	21.188	1:13.808	31	29.386	1:13.484	31	35.720	1:12.519	31	42.680	1:12.749
31	15.065	1:16.353	31	21.607	1:12.675	10	35.996	1:12.020	10	40.932	1:11.121	10	46.572	1:11.429
28	15.538	1:14.398	28	21.834	1:12.429									
			10	29.681	1:25.325									

"Grandstand Motorsports" Historic Formula Ford iaw Avon Tyres

Race 2 - LAP CHART

Lap 6			Lap 7			Lap 8			Lap 9			Lap 10		
No	Behind	Laptime	No	Behind	Laptime	No	Behind	Laptime	No	Behind	Laptime	No	Behind	Laptime
95		1:06.014	95		1:05.650	95		1:05.627	95		1:06.259	95		1:05.767
11	1.452	1:05.846	11	1.953	1:06.151	11	2.076	1:05.750	11	1.721	1:05.904	89	1 LAP	1:12.236
22	2.977	1:06.322	22	3.271	1:05.944	22	3.841	1:06.197	22	3.362	1:05.780	11	1.487	1:05.533
57	3.228	1:06.554	57	4.021	1:06.443	57	4.452	1:06.058	57	4.057	1:05.864	31	1 LAP	1:12.263
77	5.148	1:06.036	77	5.836	1:06.338	77	6.371	1:06.162	77	6.137	1:06.025	22	3.582	1:05.987
30	10.262	1:06.874	85	12.252	1:07.005	30	14.349	1:07.586	85	15.538	1:07.154	57	3.952	1:05.662
85	10.897	1:07.598	30	12.390	1:07.778	85	14.643	1:08.018	30	15.609	1:07.519	77	6.362	1:05.992
86	13.877	1:08.014	48	15.194	1:06.830	48	15.957	1:06.390	48	16.195	1:06.497	85	16.850	1:07.079
48	14.014	1:07.815	36	15.913	1:07.012	36	16.746	1:06.460	36	16.850	1:06.363	48	17.667	1:07.239
36	14.551	1:07.018	86	16.259	1:08.032	86	17.560	1:06.928	86	17.919	1:06.618	30	17.757	1:07.915
47	14.944	1:06.970	47	16.685	1:07.391	47	18.535	1:07.477	47	19.318	1:07.042	86	18.621	1:06.469
54	16.332	1:07.267	54	17.645	1:06.963	54	18.626	1:06.608	54	19.430	1:07.063	36	19.794	1:08.711
4	16.754	1:07.462	4	18.493	1:07.389	4	19.851	1:06.985	4	20.107	1:06.515	54	20.482	1:06.819
96	19.384	1:07.637	96	22.851	1:09.117	7	25.596	1:07.529	7	27.332	1:07.995	47	21.236	1:07.685
27	19.631	1:07.925	27	23.668	1:09.687	96	25.818	1:08.594	66	27.617	1:07.851	4	21.626	1:07.286
81	19.682	1:07.467	7	23.694	1:08.890	66	26.025	1:07.462	27	27.891	1:07.717	66	30.357	1:08.507
7	20.454	1:08.256	66	24.190	1:07.988	27	26.433	1:08.392	96	28.259	1:08.700	27	30.453	1:08.329
66	21.852	1:07.320	49	26.246	1:08.896	49	28.867	1:08.248	46	31.776	1:08.959	96	31.014	1:08.522
49	23.000	1:08.197	46	27.236	1:08.410	46	29.076	1:07.467	49	32.064	1:09.456	46	34.535	1:08.526
46	24.476	1:08.631	23	30.898	1:08.991	23	33.172	1:07.901	23	35.259	1:08.346	49	34.674	1:08.377
23	27.557	1:08.208	35	31.914	1:09.570	35	34.829	1:08.542	35	36.758	1:08.188	23	37.780	1:08.288
35	27.994	1:09.171	9	32.121	1:09.452	9	35.103	1:08.609	9	37.204	1:08.360	35	39.949	1:08.958
9	28.319	1:08.435	81	36.804	1:22.772	81	39.466	1:08.289	81	40.633	1:07.426	9	40.271	1:08.834
39	30.705	1:08.795	39	45.063	1:20.008	39	50.639	1:11.203	39	55.310	1:10.930	81	42.151	1:07.285
56	41.124	1:11.312	56	48.239	1:12.765	59	53.782	1:10.984	59	57.279	1:09.756	39	59.731	1:10.188
59	42.719	1:11.955	59	48.425	1:11.356	56	54.207	1:11.595	56	58.166	1:10.218	59	1:01.767	1:10.255
80	43.177	1:12.549	80	49.672	1:12.145	14	55.209	1:10.930	14	58.933	1:09.983	56	1:02.294	1:09.895
14	43.433	1:12.118	14	49.906	1:12.123	80	56.294	1:12.249	80	1:02.595	1:12.560	14	1:03.025	1:09.859
28	47.531	1:11.597	28	53.869	1:11.988	10	59.477	1:10.177	10	1:03.211	1:09.993			
89	47.885	1:11.655	89	54.361	1:12.126	28	1:00.144	1:11.902	28	1:04.831	1:10.946			
31	48.495	1:11.829	10	54.927	1:09.933	89	1:00.774	1:12.040						
10	50.644	1:10.086	31	55.260	1:12.415	31	1:01.923	1:12.290						

"Grandstand Motorsports" Historic Formula Ford iaw Avon Tyres

Race 2 - LAP CHART

Lap 11			Lap 12			Lap 13			Lap 14		
No	Behind	Laptime	No	Behind	Laptime	No	Behind	Laptime	No	Behind	Laptime
95		1:05.752	95		1:05.419	95		1:05.323	95		1:07.566
11	1.672	1:05.937	59	1 LAP	1:09.898	11	3.417	1:06.485	11	4.412	1:08.561
10	1 LAP	1:10.093	56	1 LAP	1:10.439	39	1 LAP	1:11.508	77	9.127	1:09.130
22	3.935	1:06.105	11	2.255	1:06.002	59	1 LAP	1:10.450	57	9.303	1:09.008
80	1 LAP	1:13.043	14	1 LAP	1:10.530	56	1 LAP	1:10.756	39	1 LAP	1:14.047
28	1 LAP	1:11.051	57	6.658	1:07.495	77	7.563	1:05.304	59	1 LAP	1:13.802
57	4.582	1:06.382	10	1 LAP	1:11.162	57	7.861	1:06.526	56	1 LAP	1:12.714
77	6.210	1:05.600	77	7.582	1:06.791	22	8.020	1:05.512	14	1 LAP	1:12.358
89	1 LAP	1:13.617	22	7.831	1:09.315	14	1 LAP	1:11.596	22	15.519	1:15.065
31	1 LAP	1:13.382	28	1 LAP	1:11.579	10	1 LAP	1:09.706	10	1 LAP	1:11.676
85	18.306	1:07.208	80	1 LAP	1:12.457	28	1 LAP	1:10.481	28	1 LAP	1:14.938
48	18.425	1:06.510	89	1 LAP	1:12.137	80	1 LAP	1:11.486	30	23.218	1:09.151
30	18.591	1:06.586	31	1 LAP	1:12.296	30	21.633	1:06.994	80	1 LAP	1:13.549
86	19.315	1:06.446	85	19.882	1:06.995	89	1 LAP	1:12.097	85	23.706	1:08.806
36	20.244	1:06.202	30	19.962	1:06.790	85	22.466	1:07.907	48	24.586	1:09.559
54	20.915	1:06.185	48	20.276	1:07.270	48	22.593	1:07.640	54	26.447	1:09.945
47	23.887	1:08.403	86	20.624	1:06.728	54	24.068	1:07.645	89	1 LAP	1:15.688
4	24.005	1:08.131	36	20.896	1:06.071	31	1 LAP	1:13.225	31	1 LAP	1:15.598
66	32.858	1:08.253	54	21.746	1:06.250	4	30.528	1:09.689	47	34.083	1:10.580
27	33.072	1:08.371	47	25.944	1:07.476	47	31.069	1:10.448	4	34.261	1:11.299
96	33.387	1:08.125	4	26.162	1:07.576	86	36.364	1:21.063	86	37.423	1:08.625
46	36.653	1:07.870	27	36.056	1:08.403	66	41.435	1:10.638	66	44.403	1:10.534
49	36.817	1:07.895	66	36.120	1:08.681	27	41.585	1:10.852	27	44.513	1:10.494
23	40.076	1:08.048	96	36.403	1:08.435	96	41.703	1:10.623	96	44.648	1:10.511
35	42.132	1:07.935	49	39.842	1:08.444	49	45.154	1:10.635	49	48.246	1:10.658
9	42.449	1:07.930	46	40.448	1:09.214	46	45.859	1:10.734	46	49.610	1:11.317
81	43.387	1:06.988	23	42.179	1:07.522	23	48.390	1:11.534	23	52.604	1:11.780
39	1:04.151	1:10.172	35	44.572	1:07.859	81	52.610	1:13.235	81	53.585	1:08.541
			81	44.698	1:06.730	9	55.739	1:15.653	9	57.657	1:09.484
			9	45.409	1:08.379						

"ByBox" Historic Racing Saloons

Race 3 - CLASSIFICATION - Amended

POS	NO	CL	NAME	ENTRY	LAPS	TIME	GAP	DIFF	MPH	BEST	ON
1	3	K1	Peter HALLFORD	Ford Mustang	10	12:24.094			79.29	1:11.670	3
2	57	C	Jonathan GOMM	Ford Lotus Cortina	10	12:30.087	5.993	5.993	78.66	1:13.273	3
3	49	C	Peter HORE	Ford Lotus Cortina	10	12:33.547	9.453	3.460	78.30	1:13.131	2
4	32	B	Mark GARRITT	Alfa Romeo Giulia Sprint GT	10	12:43.260	19.166	9.713	77.30	1:13.200	2
5	85	D	Roger GODFREY	Austin Mini Cooper S	10	12:48.322	24.228	5.062	76.79	1:13.874	3
6	23	K1	Don SALVAGE	Ford Falcon	10	12:51.733	27.639	3.411	76.45	1:13.193	3
7	74	K1	Michael STEELE	Ford Galaxie	10	12:52.717	28.623	0.984	76.35	1:13.761	3
8	53	C	Andy YOOL	Ford Anglia 105E	10	12:55.977	31.883	3.260	76.03	1:14.681	3
9	84	D	Roger PHILLIPS	Austin Mini Cooper	10	12:56.478	32.384	0.501	75.98	1:14.846	3
10	87	E	Simon BENOY	Hillman Imp	10	12:57.047	32.953	0.569	75.93	1:14.626	3
11	80	D	Michael SMITH	Morris Min Cooper S	10	13:01.355	37.261	4.308	75.51	1:15.922	3
12	38	C	Steve SHUTTLEWORTH	Ford Lotus Cortina	10	13:26.777	1:02.683	25.422	73.13	1:17.387	2
13	93	E	Graham MARTIN	Singer Chamois	10	13:40.575	1:16.481	13.798	71.90	1:17.226	3
14	91	E	Vince FROST	Hillman Imp	9	12:40.689	1 lap	1 lap	69.80	1:20.322	2
15	96	E	Tim BROOK	Austin Mini Cooper	9	12:48.004	1 lap	7.315	69.14	1:21.383	9
16	19	K2	Richard CROSS	Triumph 2000 Mk1	9	13:09.831	1 lap	21.827	67.23	1:23.688	2
17	81	D	David DUNNELL	Morris Mini Cooper	8	12:32.220	2 laps	1 lap	62.75	1:30.296	7

NOT CLASSIFIED

DNF	34	B	Louis BRACEY	Ford Lotus Cortina	8	9:56.705	2 laps		79.10	1:11.511	2
DNF	52	C	Peter ERGIS	Ford Lotus Cortina	8	10:04.138	2 laps	7.433	78.13	1:13.197	3
DNF	47	C	Rob KERKHOVEN	Ford Lotus Cortina	2	2:40.649	8 laps	6 laps	73.45	1:14.641	2
DNF	73	D	Daniel WARD	Austin Mini Cooper S	1	1:29.265	9 laps	1 lap	66.09	1:20.095	1
DNS	13	K1	Nigel VAULKHARD	Ford Mustang	0						0
DNS	46	C	Dan COX	Ford Lotus Cortina	0						0
DNS	69	C	Bob BULLEN	Ford Anglia 105E	0						0

FASTEST LAP

34	B	Louis BRACEY	Ford Lotus Cortina	2	1:11.511	82.50 mph	132.78 kph
49	C	Peter HORE	Ford Lotus Cortina	2	1:13.131	80.68 mph	129.84 kph
85	D	Roger GODFREY	Austin Mini Cooper S	3	1:13.874	79.87 mph	128.53 kph
87	E	Simon BENOY	Hillman Imp	3	1:14.626	79.06 mph	127.24 kph
3	K1	Peter HALLFORD	Ford Mustang	3	1:11.670	82.32 mph	132.49 kph
19	K2	Richard CROSS	Triumph 2000 Mk1	2	1:23.688	70.50 mph	113.46 kph

CAR 18 EXCLUDED - O.1.1.5

Weather / Track : Sunny/Dry

These results are provisional until the conclusion of any judicial and technical matters.

SilverstoneNat
Circuit Length = 1.6390 miles
Start: 14:31 End: 14:44

Clerk of Course :	Timekeeper :
-------------------	--------------

"ByBox" Historic Racing Saloons

Race 3 - LAP CHART

Lap 1			Lap 2			Lap 3			Lap 4			Lap 5		
No	Behind	Laptime	No	Behind	Laptime	No	Behind	Laptime	No	Behind	Laptime	No	Behind	Laptime
3		1:14.392	3		1:11.672	3		1:11.670	3		1:13.516	3		1:15.202
34	0.931	1:14.484	34	0.770	1:11.511	34	1.051	1:11.951	34	2.295	1:14.760	34	1.784	1:14.691
74	2.022	1:15.921	74	4.240	1:13.890	57	6.062	1:13.273	57	7.843	1:15.297	57	8.672	1:16.031
57	2.395	1:15.753	57	4.459	1:13.736	74	6.331	1:13.761	49	8.063	1:14.678	49	9.334	1:16.473
52	3.573	1:16.151	49	5.329	1:13.131	49	6.901	1:13.242	52	9.272	1:15.499	52	10.326	1:16.256
49	3.870	1:15.974	52	5.762	1:13.861	52	7.289	1:13.197	32	11.667	1:17.200	32	12.947	1:16.482
32	4.763	1:17.559	32	6.291	1:13.200	32	7.983	1:13.362	85	15.408	1:18.875	81	1 LAP	1:32.972
23	4.972	1:18.160	23	6.643	1:13.343	23	8.166	1:13.193	87	18.113	1:18.689	85	17.065	1:16.859
85	5.581	1:17.877	85	7.845	1:13.936	85	10.049	1:13.874	23	18.734	1:24.084	87	19.967	1:17.056
47	6.135	1:17.995	47	9.104	1:14.641	87	12.940	1:14.626	53	19.563	1:18.189	23	21.063	1:17.531
87	6.731	1:18.649	87	9.984	1:14.925	84	13.787	1:14.846	74	20.133	1:27.318	74	21.949	1:17.018
84	6.865	1:18.231	84	10.611	1:15.418	53	14.890	1:14.681	84	21.133	1:20.862	53	23.273	1:18.912
53	8.437	1:18.823	53	11.879	1:15.114	80	17.632	1:15.922	80	21.676	1:17.560	84	23.873	1:17.942
80	8.639	1:19.492	80	13.380	1:16.413	38	21.669	1:17.424	38	27.939	1:19.786	80	24.805	1:18.331
93	9.386	1:20.731	38	15.915	1:17.387	93	22.427	1:17.226	93	28.827	1:19.916	38	32.878	1:20.141
73	9.392	1:20.095	93	16.871	1:19.157	91	31.403	1:21.953	91	41.780	1:23.893	93	48.078	1:34.453
38	10.200	1:20.273	91	21.120	1:20.322	96	38.132	1:24.579	96	52.594	1:27.978	91	51.486	1:24.908
91	12.470	1:21.300	96	25.223	1:21.620	19	44.445	1:26.447	19	58.615	1:27.686	96	1:03.119	1:25.727
96	15.275	1:24.249	19	29.668	1:23.688	81	1:11.510	1:38.977				19	1:11.811	1:28.398
19	17.652	1:26.225	81	44.203	1:31.422									
81	24.453	1:31.529												

"ByBox" Historic Racing Saloons

Race 3 - LAP CHART

Lap 6			Lap 7			Lap 8			Lap 9			Lap 10		
No	Behind	Laptime	No	Behind	Laptime	No	Behind	Laptime	No	Behind	Laptime	No	Behind	Laptime
3		1:13.994	3		1:14.354	3		1:14.746	3		1:14.483	3		1:14.584
34	3.672	1:15.882	96	1 LAP	1:25.404	34	1.678	1:13.285	57	6.558	1:13.787	57	5.993	1:14.019
57	9.368	1:14.690	34	3.139	1:13.821	57	7.254	1:13.350	91	1 LAP	1:24.765	81	2 LAPS	1:31.057
52	10.309	1:13.977	57	8.650	1:13.636	52	9.111	1:13.873	49	10.679	1:15.556	49	9.453	1:13.358
49	10.895	1:15.555	52	9.984	1:14.029	96	1 LAP	1:24.030	96	1 LAP	1:22.135	91	1 LAP	1:23.403
32	15.265	1:16.312	49	10.532	1:13.991	49	9.606	1:13.820	32	17.348	1:15.999	32	19.166	1:16.402
85	18.987	1:15.916	19	1 LAP	1:27.085	32	15.832	1:14.971	85	22.750	1:15.696	96	1 LAP	1:21.383
87	23.564	1:17.591	32	15.607	1:14.696	19	1 LAP	1:25.658	23	27.379	1:16.518	85	24.228	1:16.062
23	23.697	1:16.628	85	20.443	1:15.810	85	21.537	1:15.840	74	28.190	1:16.551	23	27.639	1:14.844
74	24.329	1:16.374	23	24.760	1:15.417	23	25.344	1:15.330	87	30.999	1:17.189	74	28.623	1:15.017
53	25.904	1:16.625	74	26.081	1:16.106	74	26.122	1:14.787	53	31.016	1:16.654	53	31.883	1:15.451
84	26.341	1:16.462	87	26.531	1:17.321	87	28.293	1:16.508	84	31.894	1:16.320	84	32.384	1:15.074
80	27.681	1:16.870	53	27.978	1:16.428	53	28.845	1:15.613	19	1 LAP	1:26.275	87	32.953	1:16.538
81	1 LAP	1:32.288	84	28.946	1:16.959	84	30.057	1:15.857	80	34.320	1:16.628	80	37.261	1:17.525
38	39.889	1:21.005	80	30.432	1:17.105	80	32.175	1:16.489	38	57.669	1:20.293	19	1 LAP	1:27.069
93	55.595	1:21.511	38	46.558	1:21.023	38	51.859	1:20.047	93	1:11.987	1:19.641	38	1:02.683	1:19.598
91	1:02.404	1:24.912	81	1 LAP	1:30.882	81	1 LAP	1:30.296				93	1:16.481	1:19.078
			93	1:01.471	1:20.230	93	1:06.829	1:20.104						
			91	1:12.240	1:24.190									

"Duo" Derek Bell Trophy

Race 4 - CLASSIFICATION

POS	NO	CL	NAME	ENTRY	LAPS	TIME	GAP	DIFF	MPH	BEST	ON
1	10	A2	Peter WILLIAMS	March 761	16	15:27.178			101.82	56.700	6
2	1	B2	Mark DWYER	Lola T400	16	15:33.033	5.855	5.855	101.18	57.099	6
3	30	B1	Neil GLOVER	Lola T330/332	16	15:42.552	15.374	9.519	100.15	56.919	11
4	31	C2	Jeremy SMITH	March 782-10	16	15:43.403	16.225	0.851	100.06	57.660	11
5	40	B2	Marcus PYE	Lola T332	16	15:44.752	17.574	1.349	99.92	56.857	10
6	64	B1	Frank LYONS	Lola T400	16	15:53.756	26.578	9.004	98.98	57.080	14
7	11	C2	Lee DWYER	March 742	16	16:03.816	36.638	10.060	97.95	58.688	12
8	55	B2	John MONSON	Lola T332	16	16:29.782	1:02.604	25.966	95.38	1:00.409	10
9	91	C1	Simon PERKINS	March 71BM	15	15:34.098	1 lap	1 lap	94.74	1:00.394	10
10	61	B1	Bruce FULLERTON	Lola T300	15	15:34.573	1 lap	0.475	94.70	57.503	9
11	57	D1	David WILD	March 712	15	15:35.049	1 lap	0.476	94.65	1:00.724	9
12	22	C1	Ian GRAY	Brabham BT30	15	15:48.613	1 lap	13.564	93.29	1:01.289	9
13	24	C2	Garrick EYRE	Ralt RT1	15	15:54.865	1 lap	6.252	92.68	1:01.699	13
14	90	D2	Daryl TAYLOR	March 78B	15	16:04.084	1 lap	9.219	91.80	1:02.451	12
15	7	C1	Lincoln SMALL	Brabham BT30	14	15:29.828	2 laps	1 lap	88.83	1:04.437	11
16	65	E	Peter DENHAM	Reynard SF78	14	15:30.779	2 laps	0.951	88.74	1:04.847	11
17	62	D2	John RAND	Lola T460	14	15:30.807	2 laps	0.028	88.74	1:03.921	13
18	74	B2	Judy LYONS	Gurney Eagle	12	15:58.174	4 laps	2 laps	73.89	1:11.997	2

NOT CLASSIFIED

DNF	6	C2	Richard EYRE	Ralt RT1	13	12:49.706	3 laps	0.000	99.65	57.910	10
DNF	69	C1	Gregory THORNTON	Titan Mk10	9	9:47.224	7 laps	4 laps	90.43	1:03.400	9
DNF	36	C2	Jeremy WHEATLEY	Surtees TS15	9	10:02.797	7 laps	15.573	88.09	1:04.808	3
DNF	71	D1	Neil BOWMAN	Merlyn Mk21	9	10:10.977	7 laps	8.180	86.91	1:05.510	4
DNF	46	C2	Mike SCOTT	Martin BM16	4	5:40.643	12 laps	5 laps	69.28	1:08.436	2

FASTEST LAP

40	B2	Marcus PYE	Lola T332	10	56.857	103.77 mph	167.01 kph
31	C2	Jeremy SMITH	March 782-10	11	57.660	102.33 mph	164.68 kph
30	B1	Neil GLOVER	Lola T330/332	11	56.919	103.66 mph	166.82 kph
57	D1	David WILD	March 712	9	1:00.724	97.16 mph	156.37 kph
90	D2	Daryl TAYLOR	March 78B	12	1:02.451	94.47 mph	152.05 kph
65	E	Peter DENHAM	Reynard SF78	11	1:04.847	90.98 mph	146.43 kph
91	C1	Simon PERKINS	March 71BM	10	1:00.394	97.69 mph	157.22 kph
10	A2	Peter WILLIAMS	March 761	6	56.700	104.06 mph	167.47 kph

Weather / Track : Sunny/Dry

These results are provisional until the conclusion of any judicial and technical matters.

SilverstoneNat
Circuit Length = 1.6390 miles
Start: 15:02 End: 15:18

Clerk of Course :	Timekeeper :
-------------------	--------------

"Duo" Derek Bell Trophy

Race 4 - LAP CHART

Lap 1			Lap 2			Lap 3			Lap 4			Lap 5		
No	Behind	Laptime	No	Behind	Laptime	No	Behind	Laptime	No	Behind	Laptime	No	Behind	Laptime
10		58.957	10		58.082	10		57.106	10		56.794	10		57.736
1	1.323	59.583	1	1.315	58.074	1	1.906	57.697	1	2.549	57.437	1	3.692	58.879
6	2.189	1:00.706	6	2.390	58.283	6	3.250	57.966	6	4.511	58.055	6	5.404	58.629
30	3.681	1:01.619	30	3.855	58.256	30	5.538	58.789	30	7.317	58.573	30	9.870	1:00.289
31	4.334	1:02.436	31	4.760	58.508	31	5.766	58.112	64	7.913	58.268	64	10.376	1:00.199
64	4.554	1:02.182	64	5.783	59.311	64	6.439	57.762	31	8.547	59.575	31	10.900	1:00.089
55	6.666	1:02.990	55	10.927	1:02.343	11	14.334	1:00.314	11	17.631	1:00.091	11	19.661	59.766
11	6.844	1:03.804	11	11.126	1:02.364	55	15.892	1:02.071	40	19.186	59.057	40	20.108	58.658
61	9.445	1:06.406	61	12.909	1:01.546	61	16.787	1:00.984	55	21.607	1:02.509	74	1 LAP	1:23.209
57	9.446	1:05.593	57	13.640	1:02.276	40	16.923	56.989	61	22.267	1:02.274	55	25.340	1:01.469
24	10.323	1:05.695	24	14.542	1:02.301	57	18.457	1:01.923	57	23.393	1:01.730	61	26.615	1:02.084
40	10.324	1:08.585	40	17.040	1:04.798	24	21.050	1:03.614	91	26.580	1:01.480	57	27.590	1:01.933
91	11.473	1:07.186	91	17.041	1:03.650	91	21.894	1:01.959	24	26.938	1:02.682	91	31.235	1:02.391
22	12.226	1:07.153	22	17.464	1:03.320	22	22.871	1:02.513	22	28.179	1:02.102	24	31.675	1:02.473
69	12.499	1:07.659	69	19.266	1:04.849	69	26.510	1:04.350	69	33.317	1:03.601	22	32.762	1:02.319
90	12.810	1:07.608	90	19.547	1:04.819	90	26.729	1:04.288	90	34.126	1:04.191	90	40.706	1:04.316
7	13.419	1:06.844	7	21.417	1:06.080	7	30.375	1:06.064	7	38.872	1:05.291	69	41.076	1:05.495
65	14.599	1:09.017	65	22.859	1:06.342	36	31.062	1:04.808	36	40.142	1:05.874	7	46.751	1:05.615
71	15.672	1:09.291	36	23.360	1:05.551	65	32.150	1:06.397	65	41.174	1:05.818	36	47.227	1:04.821
36	15.891	1:08.846	71	24.847	1:07.257	71	34.494	1:06.753	71	43.210	1:05.510	65	48.709	1:05.271
62	16.622	1:10.342	62	26.154	1:07.614	62	35.810	1:06.762	62	44.342	1:05.326	46	1 LAP	1:58.682 P
46	17.080	1:11.645	46	27.434	1:08.436	46	45.891	1:15.563				71	52.399	1:06.925
74	22.743	1:13.833	74	36.658	1:11.997	74	52.347	1:12.795				62	52.668	1:06.062

"Duo" Derek Bell Trophy
Race 4 - LAP CHART

Lap 6			Lap 7			Lap 8			Lap 9			Lap 10		
No	Behind	Laptime	No	Behind	Laptime	No	Behind	Laptime	No	Behind	Laptime	No	Behind	Laptime
10		56.700	10		57.888	10		57.996	10		57.590	10		56.963
1	4.091	57.099	71	1 LAP	1:06.043	7	1 LAP	1:06.134	90	1 LAP	1:02.813	24	1 LAP	1:10.435
6	6.718	58.014	1	4.179	57.976	1	5.331	59.148	69	1 LAP	1:03.490	1	6.803	58.279
30	11.661	58.491	62	1 LAP	1:06.161	36	1 LAP	1:06.763	1	5.487	57.746	90	1 LAP	1:03.440
64	11.926	58.250	6	6.837	58.007	65	1 LAP	1:06.356	6	10.334	59.421	69	1 LAP	1:03.400
31	12.819	58.619	30	12.274	58.501	6	8.503	59.662	7	1 LAP	1:05.900	6	11.281	57.910
40	21.886	58.478	64	12.604	58.566	74	2 LAPS	1:22.862	36	1 LAP	1:05.347	30	15.145	57.828
11	22.687	59.726	31	13.378	58.447	71	1 LAP	1:06.618	30	14.280	58.878	64	15.921	58.246
55	30.012	1:01.372	40	21.623	57.625	62	1 LAP	1:06.493	64	14.638	59.039	31	16.646	58.724
61	31.651	1:01.736	11	24.098	59.299	30	12.992	58.714	31	14.885	59.044	40	22.051	56.857
57	32.358	1:01.468	55	33.060	1:00.936	64	13.189	58.581	65	1 LAP	1:05.380	65	1 LAP	1:06.507
24	37.817	1:02.842	61	35.419	1:01.656	31	13.431	58.049	62	1 LAP	1:06.431	7	1 LAP	1:08.434
91	38.231	1:03.696	57	35.420	1:00.950	40	20.632	57.005	40	22.157	59.115	36	1 LAP	1:07.786
22	38.479	1:02.417	24	41.989	1:02.060	11	25.744	59.642	71	1 LAP	1:07.272	62	1 LAP	1:05.054
74	1 LAP	1:20.902	91	42.150	1:01.807	55	35.637	1:00.573	11	27.427	59.273	11	29.869	59.405
90	48.278	1:04.272	22	42.631	1:02.040	61	38.953	1:01.530	74	2 LAPS	1:20.286	71	1 LAP	1:08.045
69	48.595	1:04.219	90	54.937	1:04.547	57	38.954	1:01.530	55	38.865	1:00.818	55	42.311	1:00.409
7	54.990	1:04.939	69	55.146	1:04.439	91	45.658	1:01.504	61	38.866	57.503	61	46.902	1:04.999
36	55.601	1:05.074				24	45.987	1:01.994	57	42.088	1:00.724	57	46.903	1:01.778
65	56.867	1:04.858				22	46.345	1:01.710	91	48.628	1:00.560	91	52.059	1:00.394
									22	50.044	1:01.289	22	54.854	1:01.773

"Duo" Derek Bell Trophy

Race 4 - LAP CHART

Lap 11			Lap 12			Lap 13			Lap 14			Lap 15		
No	Behind	Laptime	No	Behind	Laptime	No	Behind	Laptime	No	Behind	Laptime	No	Behind	Laptime
10		57.066	10		58.380	10		57.893	10		58.606	10		58.070
74	3 LAPS	1:20.231	22	1 LAP	1:03.312	91	1 LAP	1:01.411	57	1 LAP	1:02.390	61	1 LAP	1:02.867
24	1 LAP	1:01.925	1		7.571 58.754	22	1 LAP	1:02.640	91	1 LAP	1:00.451	57	1 LAP	1:01.983
1		7.197 57.460	24	1 LAP	1:02.633	1		7.607 57.929	1		6.879 57.878	91	1 LAP	1:00.653
6		12.476 58.261	6		12.825 58.729	30		14.575 58.113	22	1 LAP	1:02.435	1		6.620 57.811
90	1 LAP	1:02.665	30		14.355 57.737	64		15.691 58.089	30		13.894 57.925	74	4 LAPS	1:22.391
30		14.998 56.919	64		15.495 57.670	24	1 LAP	1:03.777	64		14.165 57.080	64		13.929 57.834
64		16.205 57.350	31		17.297 58.437	31		17.259 57.855	31		17.631 58.978	30		14.007 58.183
31		17.240 57.660	90	1 LAP	1:03.714	6		18.630 1:03.698	24	1 LAP	1:01.699	22	1 LAP	1:04.277
40		21.975 56.990	40		20.818 57.223	40		20.971 58.046	40		20.505 58.140	31		17.538 57.977
11		32.696 59.893	74	3 LAPS	1:21.672	90	1 LAP	1:02.451	90	1 LAP	1:02.743	40		19.968 57.533
65	1 LAP	1:05.425	11		33.004 58.688	11		34.391 59.280	11		35.274 59.489	24	1 LAP	1:02.174
7	1 LAP	1:05.704	65	1 LAP	1:04.847	74	3 LAPS	1:17.192	7	1 LAP	1:05.241	90	1 LAP	1:03.223
62	1 LAP	1:05.811	7	1 LAP	1:04.437	7	1 LAP	1:05.099	65	1 LAP	1:05.903	11		36.467 59.263
55		46.650 1:01.405	62	1 LAP	1:04.347	65	1 LAP	1:05.516	55		54.900 1:01.321	55		58.952 1:02.122
61		51.007 1:01.171	55		49.266 1:00.996	62	1 LAP	1:04.110	62	1 LAP	1:03.921			
57		51.671 1:01.834	61		54.416 1:01.789	55		52.185 1:00.812						
91		55.498 1:00.505	57		54.417 1:01.126	61		58.029 1:01.506						

**"Duo" Derek Bell Trophy
Race 4 - LAP CHART**

Lap 16		
No	Behind	Laptime
10		59.426
7	2 LAPS	1:06.589
65	2 LAPS	1:06.678
62	2 LAPS	1:05.211
1	5.855	58.661
91	1 LAP	1:01.282
61	1 LAP	1:02.601
57	1 LAP	1:03.076
30	15.374	1:00.793
31	16.225	58.113
40	17.574	57.032
22	1 LAP	1:03.358
64	26.578	1:12.075
24	1 LAP	1:03.051
74	4 LAPS	1:21.012
11	36.638	59.597
90	1 LAP	1:02.910
55	1:02.604	1:03.078

Guards Trophy supported by Dunlop Tyres

Race 5 - CLASSIFICATION

POS	NO	CL	NAME	ENTRY	LAPS	TIME	GAP	DIFF	MPH	BEST	ON
1	49	SRD	Michael SCHRYVER	Chevron B6	14	15:09.514			90.82	1:03.212	8
2	34	SRD	James SCHRYVER	Chevron B8	14	15:20.536	11.022	11.022	89.73	1:04.050	8
3	54	SRD	Robert SHAW	Chevron B8	14	15:23.121	13.607	2.585	89.48	1:04.382	9
4	2	SRD	Stuart TIZZARD	Lenham Spider	14	15:28.861	19.347	5.740	88.93	1:03.858	11
5	4	SRD	David BECKETT	Nerus Silhouette	14	15:29.665	20.151	0.804	88.85	1:04.216	12
6	42	SRD	Simon LEIGHTON	Chevron B8	14	15:39.258	29.744	9.593	87.94	1:05.435	13
7	78	SRD	Jeremy COTTINGHAM	Chevron B8	14	15:39.406	29.892	0.148	87.93	1:05.344	12
8	97	SRD	Andrew HILL	Chevron B8	14	15:55.246	45.732	15.840	86.47	1:05.284	7
9	41	SRE	Gareth JACKSON	Nerus Silhouette	14	15:58.332	48.818	3.086	86.19	1:05.944	14
10	9	SRB	Andrew WILLIS	Brabham BT5	14	16:07.037	57.523	8.705	85.42	1:07.084	7
11	72	D	Jamie BOOT	TVR Griffith	14	16:08.157	58.643	1.120	85.32	1:07.215	13
12	11	SRB	Andy SHEPHERD	Lotus 23C	13	15:13.213	1 lap	1 lap	83.99	1:08.134	9
13	28	D	Don SALVAGE	TVR Griffith	13	15:18.943	1 lap		83.47	1:07.278	9
14	61	SRD	Nick THOMPSON	Chevron B6	13	15:19.623	1 lap	0.680	83.40	1:07.825	7
15	67	B1	Andrew SMITH	Marcos 1800 GT	13	15:27.110	1 lap	7.487	82.73	1:09.501	9
16	68	SRB	Ned SPIEKER	Lotus 23B	13	15:34.687	1 lap	7.577	82.06	1:08.908	10
17	87	B1	AI FLEMING	Lotus Elan 26R	13	15:35.167	1 lap	0.480	82.02	1:09.366	9
18	55	C2	Paul CASTALDINI	Jaguar E Type	12	15:34.045	2 laps	1 lap	75.80	1:15.818	3
19	10	B3	Karl WETHERELL	Triumph TR4	12	15:36.241	2 laps	2.196	75.62	1:16.101	6
20	20	A1	Steve HILL	Lotus Elite	12	15:36.645	2 laps	0.404	75.59	1:15.949	10
21	64	B2	Martin RICHARDSON	MGB	12	15:44.966	2 laps	8.321	74.92	1:16.230	12
22	96	B2	Steve MONK	Porsche 911	12	15:46.735	2 laps	1.769	74.78	1:15.535	11
23	25	SRB	Michael HIBBERD	Lotus 23B	12	15:46.743	2 laps	0.008	74.78	1:06.946	8
24	71	B2	Pia BIANCHI	MGB	11	15:39.429	3 laps	1 lap	69.08	1:22.637	9
25	93	SRA	Rudolf ERNST	Lotus 11	11	15:43.338	3 laps	3.909	68.80	1:22.574	9

NOT CLASSIFIED

DNF 77	B1	Simon EDWARDS	Lotus 26R	12	14:46.575	2 laps	0.000	79.86	1:11.248	7
DNF 21	B2	Robert BARRIE	Porsche 911	3	4:16.418	11 laps	9 laps	69.03	1:17.559	1
DNF 7	SRB	John MONSON	Lola Mk1	3	5:48.962	11 laps	1:32.544	50.72	1:15.667	2
DNF 99	SRD	Tony BIANCHI	Chevron B8	0	06.573					0

FASTEST LAP

49	SRD	Michael SCHRYVER	Chevron B6	8	1:03.212		93.34 mph	150.22 kph
25	SRB	Michael HIBBERD	Lotus 23B	8	1:06.946		88.13 mph	141.84 kph
10	B3	Karl WETHERELL	Triumph TR4	6	1:16.101		77.53 mph	124.77 kph
20	A1	Steve HILL	Lotus Elite	10	1:15.949		77.68 mph	125.02 kph
96	B2	Steve MONK	Porsche 911	11	1:15.535		78.11 mph	125.71 kph
72	D	Jamie BOOT	TVR Griffith	13	1:07.215		87.78 mph	141.27 kph
41	SRE	Gareth JACKSON	Nerus Silhouette	14	1:05.944		89.47 mph	143.99 kph
55	C2	Paul CASTALDINI	Jaguar E Type	3	1:15.818		77.82 mph	125.24 kph
87	B1	AI FLEMING	Lotus Elan 26R	9	1:09.366		85.06 mph	136.89 kph
93	SRA	Rudolf ERNST	Lotus 11	9	1:22.574		71.45 mph	114.99 kph

Weather / Track : Sunny/Dry

These results are provisional until the conclusion of any judicial and technical matters.

SilverstoneNat
Circuit Length = 1.6390 miles
Start: 15:30 End: 15:47

Clerk of Course :

Timekeeper :

Guards Trophy supported by Dunlop Tyres

Race 5 - LAP CHART

Lap 1			Lap 2			Lap 3			Lap 4			Lap 5		
No	Behind	Laptime	No	Behind	Laptime	No	Behind	Laptime	No	Behind	Laptime	No	Behind	Laptime
34		1:09.271	49		1:05.847	49		1:04.512	49		1:03.964	49		1:04.216
54	0.593	1:09.139	34	0.542	1:07.114	34	0.893	1:04.863	34	1.632	1:04.703	96	1 LAP	1:27.407
49	0.725	1:09.976	54	1.144	1:07.123	54	1.581	1:04.949	54	2.857	1:05.240	34	2.186	1:04.770
4	1.659	1:10.031	4	2.942	1:07.855	78	4.119	1:05.582	78	6.355	1:06.200	54	3.865	1:05.224
78	2.251	1:10.651	78	3.049	1:07.370	42	5.884	1:06.676	97	8.460	1:06.233	78	8.659	1:06.520
42	3.021	1:10.791	42	3.720	1:07.271	97	6.191	1:06.793	42	8.971	1:07.051	42	10.331	1:05.576
97	3.211	1:10.987	97	3.910	1:07.271	4	6.635	1:08.205	4	9.761	1:07.090	97	10.695	1:06.451
72	4.130	1:11.523	9	7.196	1:08.561	2	9.780	1:06.509	2	11.050	1:05.234	4	11.556	1:06.011
9	5.207	1:12.048	41	7.423	1:08.428	41	11.187	1:08.276	41	14.034	1:06.811	2	12.219	1:05.385
41	5.567	1:11.857	2	7.783	1:07.686	9	12.181	1:09.497	9	15.630	1:07.413	7	2 LAPS	3:03.029
61	6.520	1:13.243	72	7.926	1:10.368	72	14.290	1:10.876	72	19.528	1:09.202	71	1 LAP	1:23.919
2	6.669	1:10.562	11	10.731	1:09.882	11	16.005	1:09.786	11	21.183	1:09.142	93	1 LAP	1:23.915
11	7.421	1:13.918	67	14.539	1:12.663	67	20.336	1:10.309	67	26.314	1:09.942	41	19.448	1:09.630
67	8.448	1:14.429	87	15.826	1:12.285	87	22.255	1:10.941	87	28.691	1:10.400	9	19.630	1:08.216
28	8.639	1:15.516	61	18.941	1:18.993	61	24.435	1:10.006	61	29.334	1:08.863	72	24.161	1:08.849
87	10.113	1:15.681	77	22.142	1:14.850	68	30.030	1:11.811	68	36.397	1:10.331	11	25.466	1:08.499
21	12.775	1:17.559	68	22.731	1:14.652	28	31.446	1:11.779	28	36.543	1:09.061	67	31.706	1:09.608
55	12.920	1:16.748	55	23.170	1:16.822	77	31.524	1:13.894	77	40.429	1:12.869	61	33.199	1:08.081
77	13.864	1:18.542	28	24.179	1:22.112	55	34.476	1:15.818	55	46.914	1:16.402	87	35.479	1:11.004
68	14.651	1:17.256	7	24.726	1:15.667	10	37.936	1:17.105	10	50.109	1:16.137	28	40.796	1:08.469
10	15.060	1:18.511	21	25.058	1:18.855	20	39.136	1:17.138	20	51.549	1:16.377	68	42.518	1:10.337
7	15.631	1:18.840	10	25.343	1:16.855	96	42.309	1:16.705	25	1 LAP	1:10.127	77	48.445	1:12.232
20	16.087	1:19.855	20	26.510	1:16.995	64	43.568	1:17.568	64	57.765	1:18.161	55	59.230	1:16.532
96	17.679	1:20.841	96	30.116	1:19.009	25	1 LAP	1:11.365				25	1 LAP	1:09.719
64	17.823	1:20.912	64	30.512	1:19.261	21	50.699	1:30.153				10	1:02.772	1:16.879
71	23.922	1:26.342	71	42.460	1:25.110	71	1:02.809	1:24.861						
93	26.899	1:25.871	93	42.925	1:22.598	93	1:03.616	1:25.203						
			25	1 LAP	2:57.942									

Guards Trophy supported by Dunlop Tyres

Race 5 - LAP CHART

Lap 6			Lap 7			Lap 8			Lap 9			Lap 10		
No	Behind	Laptime	No	Behind	Laptime	No	Behind	Laptime	No	Behind	Laptime	No	Behind	Laptime
49		1:04.384	49		1:04.532	49		1:03.212	49		1:03.843	49		1:03.305
20	1 LAP	1:17.569	34	2.367	1:04.913	34	3.205	1:04.050	34	5.667	1:06.305	68	1 LAP	1:09.477
34	1.986	1:04.184	25	2 LAPS	1:09.726	25	2 LAPS	1:07.645	77	1 LAP	1:12.695	34	6.878	1:04.516
54	4.928	1:05.447	54	5.980	1:05.584	54	7.813	1:05.045	54	8.352	1:04.382	54	9.527	1:04.480
64	1 LAP	1:17.722	55	1 LAP	1:16.667	4	15.314	1:05.051	25	2 LAPS	1:08.814	25	2 LAPS	1:06.946
78	10.350	1:06.075	10	1 LAP	1:16.101	2	16.461	1:05.182	71	2 LAPS	1:24.068	77	1 LAP	1:12.337
4	12.595	1:05.423	78	12.302	1:06.484	78	16.875	1:07.785	4	16.591	1:05.120	4	17.982	1:04.696
97	13.407	1:07.096	20	1 LAP	1:17.334	42	17.584	1:05.752	2	16.778	1:04.160	2	18.169	1:04.696
42	13.801	1:07.854	4	13.475	1:05.412	97	17.660	1:06.713	93	2 LAPS	1:24.004	42	22.157	1:06.209
2	13.913	1:06.078	97	14.159	1:05.284	55	1 LAP	1:19.096	42	19.253	1:05.512	97	22.873	1:06.599
96	1 LAP	1:18.093	2	14.491	1:05.110	10	1 LAP	1:16.585	97	19.579	1:05.762	78	23.152	1:06.805
41	22.967	1:07.903	42	15.044	1:05.775	20	1 LAP	1:16.373	78	19.652	1:06.620	71	2 LAPS	1:22.823
9	24.861	1:09.615	64	1 LAP	1:17.430	41	30.311	1:07.478	41	35.564	1:09.096	93	2 LAPS	1:22.832
72	28.279	1:08.502	41	26.045	1:07.610	9	32.431	1:08.230	9	36.305	1:07.717	41	39.178	1:06.919
11	30.504	1:09.422	9	27.413	1:07.084	64	1 LAP	1:17.949	55	1 LAP	1:17.350	9	40.207	1:07.207
67	38.086	1:10.764	96	1 LAP	1:16.721	72	35.464	1:07.482	10	1 LAP	1:17.314	72	44.748	1:08.557
61	38.164	1:09.349	72	31.194	1:07.447	11	39.977	1:08.556	20	1 LAP	1:16.470	55	1 LAP	1:16.864
71	1 LAP	1:26.122	11	34.633	1:08.661	96	1 LAP	1:16.175	72	39.496	1:07.875	11	50.631	1:09.668
93	1 LAP	1:26.716	61	41.457	1:07.825	61	46.169	1:07.924	11	44.268	1:08.134	10	1 LAP	1:17.194
87	41.872	1:10.777	67	44.371	1:10.817	67	50.733	1:09.574	64	1 LAP	1:17.257	20	1 LAP	1:16.614
28	44.764	1:08.352	87	48.663	1:11.323	28	53.166	1:07.547	61	51.538	1:09.212	61	56.561	1:08.328
68	47.577	1:09.443	28	48.831	1:08.599	87	55.936	1:10.485	96	1 LAP	1:16.061	28	1:00.727	1:07.431
77	55.401	1:11.340	68	52.669	1:09.624	68	58.875	1:09.418	67	56.391	1:09.501	64	1 LAP	1:17.290
			71	1 LAP	1:23.644				28	56.601	1:07.278	67	1:02.889	1:09.803
			93	1 LAP	1:22.988				87	1:01.459	1:09.366			
			77	1:02.117	1:11.248									

Guards Trophy supported by Dunlop Tyres

Race 5 - LAP CHART

Lap 11			Lap 12			Lap 13			Lap 14		
No	Behind	Laptime	No	Behind	Laptime	No	Behind	Laptime	No	Behind	Laptime
49		1:03.951	49		1:04.244	49		1:04.867	49		1:03.277
96	2 LAPS	1:16.177	20	2 LAPS	1:15.949	61	1 LAP	1:11.188	11	1 LAP	1:08.658
87	1 LAP	1:09.782	28	1 LAP	1:08.049	28	1 LAP	1:09.481	28	1 LAP	1:07.511
68	1 LAP	1:08.908	67	1 LAP	1:09.733	71	3 LAPS	1:22.957	61	1 LAP	1:08.408
34	8.122	1:05.195	34	9.200	1:05.322	93	3 LAPS	1:23.642	34	11.022	1:04.430
54	10.513	1:04.937	87	1 LAP	1:10.108	34	9.869	1:05.536	54	13.607	1:05.326
2	18.076	1:03.858	64	2 LAPS	1:17.172	67	1 LAP	1:10.375	67	1 LAP	1:10.938
4	18.824	1:04.793	54	11.012	1:04.743	55	2 LAPS	1:16.913	2	19.347	1:05.433
25	2 LAPS	1:08.314	68	1 LAP	1:09.631	54	11.558	1:05.413	4	20.151	1:05.210
42	24.142	1:05.936	96	2 LAPS	1:16.743	10	2 LAPS	1:17.641	55	2 LAPS	1:16.376
97	24.330	1:05.408	2	17.764	1:03.932	20	2 LAPS	1:17.651	68	1 LAP	1:11.407
78	25.066	1:05.865	4	18.796	1:04.216	87	1 LAP	1:11.330	87	1 LAP	1:12.618
77	1 LAP	1:12.761	25	2 LAPS	1:08.105	68	1 LAP	1:10.362	10	2 LAPS	1:17.592
41	42.825	1:07.598	42	25.384	1:05.486	2	17.191	1:04.294	20	2 LAPS	1:17.453
9	43.369	1:07.113	78	26.166	1:05.344	4	18.218	1:04.289	42	29.744	1:07.069
72	48.640	1:07.843	77	1 LAP	1:12.523	64	2 LAPS	1:16.468	78	29.892	1:06.178
71	2 LAPS	1:22.637	97	40.255	1:20.169	96	2 LAPS	1:15.535	71	3 LAPS	1:24.731
93	2 LAPS	1:22.574	41	44.770	1:06.189	42	25.952	1:05.435	93	3 LAPS	1:27.332
11	57.275	1:10.595	9	47.569	1:08.444	78	26.991	1:05.692	64	2 LAPS	1:16.230
61	1:02.901	1:10.291	72	52.288	1:07.892	25	2 LAPS	1:10.366	96	2 LAPS	1:15.795
55	1 LAP	1:17.650	11	1:03.185	1:10.154	77	1 LAP	1:11.327	25	2 LAPS	1:10.742
10	1 LAP	1:17.143				97	42.455	1:07.067	97	45.732	1:06.554
						41	46.151	1:06.248	41	48.818	1:05.944
						9	51.743	1:09.041	9	57.523	1:09.057
						72	54.636	1:07.215	72	58.643	1:07.284

Classic Racing Cars supported by Chartland Properties Ltd
Race 6 - CLASSIFICATION - Amended

POS	NO	CL	NAME	ENTRY	LAPS	TIME	GAP	DIFF	MPH	BEST	ON
1	2	E2	Matthew WATTS	Brabham BT29	15	16:00.405			92.15	1:02.457	11
2	36	E2	Tony KEELE	Palliser WDB3	15	16:29.190	28.785	28.785	89.47	1:03.813	3
3	52	E4	John MONSON	Crossle 19F	15	16:40.321	39.916	11.131	88.47	1:04.013	12
4	92	E4	David COPLOWE	McLaren M4A	15	16:40.994	40.589	0.673	88.41	1:02.614	11
5	9	C	Anthony GODDARD	Merlyn Mk9	15	16:54.254	53.849	13.260	87.26	1:05.887	11
6	1	E2	Cliff GIDDENS	Brabham BT16	14	16:03.968	1 lap	1 lap	85.69	1:06.371	13
7	95	F	Michael LYONS	Merlyn Mk11A	14	16:04.219	1 lap	0.251	85.67	1:06.117	7
8	5	B	James CLARIDGE	Lola Mk5A	14	16:07.893	1 lap	3.674	85.34	1:06.665	13
9	62	E2	Alasdair PIKE	Brabham BT21	14	16:11.301	1 lap	3.408	85.04	1:07.113	7
10	73	E2	John RAND	Palliser WDB2	14	16:13.792	1 lap	2.491	84.82	1:07.467	9
11	98	D	Keith NORMAN	Chevron B15C	14	16:24.394	1 lap	10.602	83.91	1:08.312	4
12	30	E2	Sam KENDLE	Brabham BT21B	14	16:34.363	1 lap	9.969	83.07	1:07.023	12
13	45	E2	Ronnie HAINES	Cooper T82	14	16:54.190	1 lap	19.827	81.44	1:10.464	4
14	66	F	Gregory THORNTON	Titan Mk4	14	16:55.767	1 lap	1.577	81.32	1:10.295	10
15	23	F	Bob HOUGHTON	Merlyn Mk20A	14	16:56.965	1 lap	1.198	81.22	1:10.025	13
16	78	B	Max SMEETH	Lotus 22	14	17:07.878	1 lap	10.913	80.36	1:07.687	11
17	14	F	Roy MACGREGOR	Hawke DL2B	13	16:06.891	2 laps	1 lap	79.33	1:12.106	11
18	85	F	Patrick SMART	Merlyn Mk11	13	16:17.737	2 laps	10.846	78.45	1:12.835	6
19	93	B	Rudolf ERNST	Lotus 22	13	16:19.453	2 laps	1.716	78.31	1:10.016	13
20	31	C	Brian ASHBY	Emeryson Formula 1	13	16:28.307	2 laps	8.854	77.61	1:13.962	3
21	97	B	David BROWN	Brabham BT6	13	16:28.741	2 laps	0.434	77.57	1:13.441	7
22	39	F	Michael RICHINGS	Alexis Mk15	13	16:44.657	2 laps	15.916	76.34	1:14.212	13
23	54	F	Jackie MEEK	Merlyn Mk20A	13	16:46.977	2 laps	2.320	76.17	1:14.472	4
24	35	D	David PULLEN	Chevron B17	13	16:56.626	2 laps	9.649	75.45	1:15.603	9
25	99	F	Rachel WOOLLEY	Merlyn Mk20	12	17:06.436	3 laps	1 lap	68.98	1:21.965	2

NOT CLASSIFIED

<i>DNC</i>	42	D	Barrie PUSEY	Brabham BT21B	11	16:18.076	4 laps	1 lap	66.35	1:23.042	4
<i>DNF</i>	32	E2	Julian JUDD	Jovis	2	6:41.334	13 laps	9 laps	29.40		0
<i>DNF</i>	22	E2	Ian GRAY	Brabham BT16	0	05.718					0
<i>DNF</i>	68	E4	Michael SCOTT	Brabham BT30	0	05.748					0
<i>DNF</i>	51	E2	Anthony ROSS	Lotus 59	0	06.298					0

FASTEST LAP

2	E2	Matthew WATTS	Brabham BT29	11	1:02.457	94.47 mph	152.03 kph
9	B	James CLARIDGE	Lola Mk5A	13	1:06.665	88.50 mph	142.43 kph
5	C	Anthony GODDARD	Merlyn Mk9	11	1:05.887	89.55 mph	144.12 kph
95	F	Michael LYONS	Merlyn Mk11A	7	1:06.117	89.24 mph	143.61 kph
98	D	Keith NORMAN	Chevron B15C	4	1:08.312	86.37 mph	139.00 kph
92	E4	David COPLOWE	McLaren M4A	11	1:02.614	94.23 mph	151.65 kph

Weather / Track : Sunny/Dry

These results are provisional until the conclusion of any judicial and technical matters.

SilverstoneNat
 Circuit Length = 1.6390 miles
 Start: 15:56 End: 16:14

Clerk of Course :	Timekeeper :
-------------------	--------------

Classic Racing Cars supported by Chartland Properties Ltd

Race 6 - LAP CHART

Lap 1			Lap 2			Lap 3			Lap 4			Lap 5		
No	Behind	Laptime	No	Behind	Laptime	No	Behind	Laptime	No	Behind	Laptime	No	Behind	Laptime
2		1:06.231	2		1:04.497	2		1:03.650	2		1:03.454	2		1:02.851
92	1.854	1:07.535	36	2.149	1:04.791	36	2.312	1:03.813	99	1 LAP	1:23.915	36	4.415	1:03.816
36	1.855	1:06.834	92	4.098	1:06.741	92	6.309	1:05.861	36	3.450	1:04.592	92	13.240	1:06.165
52	2.799	1:07.702	52	4.737	1:06.435	52	10.854	1:09.767	92	9.926	1:07.071	52	18.347	1:08.490
9	7.172	1:11.170	9	9.948	1:07.273	9	13.244	1:06.946	52	12.708	1:05.308	9	20.729	1:07.474
1	8.010	1:11.995	1	12.800	1:09.287	1	16.992	1:07.842	42	1 LAP	1:24.402	99	1 LAP	1:24.118
62	8.947	1:12.424	32	1 LAP	2:17.339 P	62	21.197	1:08.980	9	16.106	1:06.316	1	25.362	1:07.597
5	9.278	1:11.437	62	15.867	1:11.417	73	21.933	1:09.481	1	20.616	1:07.078	62	30.187	1:07.474
73	10.889	1:14.142	73	16.102	1:09.710	98	23.031	1:09.719	62	25.564	1:07.821	95	32.472	1:08.160
98	10.890	1:12.740	98	16.962	1:10.569	95	23.697	1:07.802	73	26.118	1:07.639	73	32.735	1:09.468
45	12.046	1:12.769	95	19.545	1:09.469	5	26.824	1:09.419	95	27.163	1:06.920	98	33.798	1:08.760
66	13.133	1:14.289	45	20.481	1:12.932	45	28.679	1:11.848	98	27.889	1:08.312	42	1 LAP	1:23.042
95	14.573	1:12.577	5	21.055	1:16.274	78	29.803	1:11.600	5	30.651	1:07.281	5	35.623	1:07.823
78	14.829	1:15.761	66	21.097	1:12.461	23	33.545	1:13.561	78	35.339	1:08.990	45	46.915	1:14.077
23	15.963	1:15.728	78	21.853	1:11.521	66	33.860	1:16.413	45	35.689	1:10.464	66	49.327	1:11.362
14	16.813	1:16.345	23	23.634	1:12.168	14	35.993	1:13.169	66	40.816	1:10.410	23	50.216	1:11.793
31	17.770	1:16.845	14	26.474	1:14.158	31	38.815	1:13.962	23	41.274	1:11.183	30	55.622	1:11.105
85	18.519	1:16.598	31	28.503	1:15.230	85	39.030	1:13.866	14	44.733	1:12.194	14	56.844	1:14.962
35	20.427	1:18.988	85	28.814	1:14.792	30	40.890	1:12.734	30	47.368	1:09.932	31	1:01.365	1:14.459
97	22.744	1:20.145	30	31.806	1:13.050	35	45.852	1:16.843	31	49.757	1:14.396	85	1:01.536	1:14.505
39	23.096	1:21.480	35	32.659	1:16.729	97	46.087	1:15.402	85	49.882	1:14.306			
30	23.253	1:14.591	97	34.335	1:16.088	39	48.893	1:16.243	97	57.164	1:14.531			
54	23.946	1:19.975	39	36.300	1:17.701	54	49.265	1:15.847	35	58.047	1:15.649			
99	27.851	1:23.942	54	37.068	1:17.619	93	52.835	1:12.240	39	59.855	1:14.416			
93	34.547	1:33.733	93	44.245	1:14.195				54	1:00.283	1:14.472			
42	35.490	1:29.762	99	45.319	1:21.965				93	1:00.870	1:11.489			
			42	56.591	1:25.598									

SilverstoneNat
 Circuit Length = 1.6390 miles
 Start: 15:56 End: 16:14

Classic Racing Cars supported by Chartland Properties Ltd

Race 6 - LAP CHART

Lap 6			Lap 7			Lap 8			Lap 9			Lap 10		
No	Behind	Laptime	No	Behind	Laptime	No	Behind	Laptime	No	Behind	Laptime	No	Behind	Laptime
2		1:04.106	2		1:03.201	2		1:03.598	2		1:03.239	2		1:02.678
97	1 LAP	1:14.431	14	1 LAP	1:12.764	66	1 LAP	1:11.908	45	1 LAP	1:10.923	30	1 LAP	1:08.479
36	8.007	1:07.698	85	1 LAP	1:12.835	30	1 LAP	1:09.647	30	1 LAP	1:08.887	45	1 LAP	1:12.478
35	1 LAP	1:18.737	31	1 LAP	1:15.369	23	1 LAP	1:12.581	66	1 LAP	1:11.709	36	15.905	1:05.542
39	1 LAP	1:17.485	36	10.305	1:05.499	99	2 LAPS	1:25.384	23	1 LAP	1:10.740	66	1 LAP	1:10.791
54	1 LAP	1:17.196	97	1 LAP	1:14.095	14	1 LAP	1:12.434	36	13.041	1:04.636	23	1 LAP	1:10.785
93	1 LAP	1:17.021	93	1 LAP	1:14.235	36	11.644	1:04.937	14	1 LAP	1:13.383	14	1 LAP	1:12.538
32	4 LAPS	4:11.752	39	1 LAP	1:15.562	85	1 LAP	1:13.208	99	2 LAPS	1:22.309	52	33.485	1:05.496
78	1 LAP	1:45.995	92	22.745	1:10.455	31	1 LAP	1:15.313	85	1 LAP	1:13.419	92	36.011	1:08.000
92	15.491	1:06.357	78	1 LAP	1:11.934	42	2 LAPS	1:38.246	52	30.667	1:06.396	9	37.031	1:06.124
52	21.254	1:07.013	52	23.560	1:05.507	97	1 LAP	1:13.441	92	30.689	1:07.251	85	1 LAP	1:13.964
9	23.223	1:06.600	54	1 LAP	1:16.360	92	26.677	1:07.530	31	1 LAP	1:15.176	78	1 LAP	1:09.470
1	32.213	1:10.957	9	26.752	1:06.730	52	27.510	1:07.548	9	33.585	1:07.175	99	2 LAPS	1:23.830
62	34.504	1:08.423	35	1 LAP	1:20.246	78	1 LAP	1:09.489	78	1 LAP	1:09.653	31	1 LAP	1:14.542
95	35.216	1:06.850	1	36.915	1:07.903	9	29.649	1:06.495	97	1 LAP	1:15.712	93	1 LAP	1:12.265
73	38.019	1:09.390	95	38.132	1:06.117	93	1 LAP	1:12.009	93	1 LAP	1:11.841	97	1 LAP	1:15.200
98	38.776	1:09.084	62	38.416	1:07.113	39	1 LAP	1:15.299	95	46.221	1:08.043	95	50.548	1:07.005
5	39.892	1:08.375	73	42.318	1:07.500	54	1 LAP	1:15.289	39	1 LAP	1:15.127	1	51.487	1:07.422
99	1 LAP	1:25.450	5	43.545	1:06.854	35	1 LAP	1:17.748	1	46.743	1:08.834	62	54.404	1:09.016
42	1 LAP	1:23.109	98	44.362	1:08.787	1	41.148	1:07.831	54	1 LAP	1:14.861	73	55.277	1:07.534
45	53.472	1:10.663	45	1:01.485	1:11.214	95	41.417	1:06.883	62	48.066	1:08.295	5	56.138	1:07.880
66	56.509	1:11.288				62	43.010	1:08.192	42	2 LAPS	1:28.529	39	1 LAP	1:15.997
23	57.350	1:11.240				73	46.193	1:07.473	73	50.421	1:07.467	54	1 LAP	1:15.341
30	59.855	1:08.339				5	47.160	1:07.213	5	50.936	1:07.015	98	1:01.103	1:08.808
						98	49.568	1:08.804	98	54.973	1:08.644			
									35	1 LAP	1:17.971			

Classic Racing Cars supported by Chartland Properties Ltd

Race 6 - LAP CHART

Lap 11			Lap 12			Lap 13			Lap 14			Lap 15		
No	Behind	Laptime	No	Behind	Laptime	No	Behind	Laptime	No	Behind	Laptime	No	Behind	Laptime
2		1:02.457	2		1:03.898	2		1:04.026	2		1:03.777	2		1:03.543
35	2 LAPS	1:15.603	99	3 LAPS	1:27.326	5	1 LAP	1:07.567	95	1 LAP	1:07.120	1	1 LAP	1:08.578
42	3 LAPS	1:25.561	98	1 LAP	1:10.620	73	1 LAP	1:07.567	5	1 LAP	1:06.665	95	1 LAP	1:07.265
36	18.894	1:05.446	39	2 LAPS	1:15.324	31	2 LAPS	1:14.737	62	1 LAP	1:11.167	14	2 LAPS	1:14.225
30	1 LAP	1:07.756	54	2 LAPS	1:15.585	93	2 LAPS	1:13.274	85	2 LAPS	1:16.239	5	1 LAP	1:07.021
45	1 LAP	1:11.258	35	2 LAPS	1:15.925	97	2 LAPS	1:13.925	73	1 LAP	1:11.448	62	1 LAP	1:07.286
66	1 LAP	1:10.295	36	20.558	1:05.562	98	1 LAP	1:08.978	93	2 LAPS	1:11.159	73	1 LAP	1:08.136
23	1 LAP	1:10.856	30	1 LAP	1:07.386	54	2 LAPS	1:17.005	31	2 LAPS	1:15.920	85	2 LAPS	1:13.142
52	35.504	1:04.476	45	1 LAP	1:11.941	39	2 LAPS	1:18.305	98	1 LAP	1:11.494	42	4 LAPS	1:26.253
92	36.168	1:02.614	66	1 LAP	1:10.502	36	22.915	1:06.383	97	2 LAPS	1:13.527	93	2 LAPS	1:10.016
9	40.461	1:05.887	23	1 LAP	1:10.163	30	1 LAP	1:07.023	36	25.145	1:06.007	98	1 LAP	1:09.495
14	1 LAP	1:14.011	52	35.619	1:04.013	99	3 LAPS	1:25.775	30	1 LAP	1:07.578	31	2 LAPS	1:14.759
78	1 LAP	1:08.618	42	3 LAPS	1:30.650	35	2 LAPS	1:15.732	39	2 LAPS	1:14.460	97	2 LAPS	1:13.460
85	1 LAP	1:14.187	92	38.872	1:06.602	52	36.594	1:05.001	54	2 LAPS	1:15.850	36	28.785	1:07.183
95	56.996	1:08.905	9	43.013	1:06.450	92	38.686	1:03.840	52	37.677	1:04.860	30	1 LAP	1:07.764
1	57.126	1:08.096	14	1 LAP	1:12.106	45	1 LAP	1:11.314	92	40.080	1:05.171	52	39.916	1:05.782
31	1 LAP	1:15.244	78	1 LAP	1:07.687	66	1 LAP	1:11.515	35	2 LAPS	1:16.781	92	40.589	1:04.052
62	59.256	1:07.309	85	1 LAP	1:13.325	23	1 LAP	1:13.033	99	3 LAPS	1:23.859	39	2 LAPS	1:14.212
93	1 LAP	1:13.732	1	59.960	1:06.732	9	46.566	1:07.579	45	1 LAP	1:10.665	54	2 LAPS	1:16.176
5	1:01.479	1:07.798	95	1:00.775	1:07.677	78	1 LAP	1:09.063	66	1 LAP	1:11.212	45	1 LAP	1:10.937
73	1:01.480	1:08.660	62	1:03.789	1:08.431	42	3 LAPS	1:25.766	23	1 LAP	1:10.025	9	53.849	1:08.279
97	1 LAP	1:14.755				14	1 LAP	1:12.704	9	49.113	1:06.324	66	1 LAP	1:11.338
						1	1:02.305	1:06.371	78	1 LAP	1:09.472	35	2 LAPS	1:16.805
												23	1 LAP	1:11.444
												99	3 LAPS	1:23.224
												78	1 LAP	1:08.127

SilverstoneNat
 Circuit Length = 1.6390 miles
 Start: 15:56 End: 16:14

"MotorsportAds.co.uk" 70s Road Sports

Race 7 - CLASSIFICATION

POS	NO	CL	NAME	ENTRY	LAPS	TIME	GAP	DIFF	MPH	BEST	ON
1	3	A	Paul CONWAY	Morgan Plus 8	13	15:04.765			84.77	1:07.924	5
2	64	A	Paul ANDERSON	Porsche 928	13	15:05.327	0.562	0.562	84.72	1:07.986	5
3	9	B	Julian BARTER	TVR 3000M	13	15:19.666	14.901	14.339	83.40	1:09.521	9
4	24	B	Charles BARTER	Datsun 240Z	13	15:32.714	27.949	13.048	82.23	1:10.053	6
5	15	A	Philip MCKELVEY	Morgan Plus 8	13	15:37.291	32.526	4.577	81.83	1:10.563	5
6	11	C	Rory STOCKBRIDGE	Lotus Europa	13	15:37.550	32.785	0.259	81.81	1:10.156	8
7	44	C	Alan HARPER	Lotus Elan S4	13	15:49.713	44.948	12.163	80.76	1:11.192	3
8	43	C	Howard BENTHAM	Lotus Europa	13	15:50.586	45.821	0.873	80.69	1:10.483	8
9	54	C	Chris HOLLAND	Lotus 7 S4	13	15:54.887	50.122	4.301	80.32	1:11.627	5
10	65	C	Steve COOKE	Lotus 7 S4	13	15:59.937	55.172	5.050	79.90	1:11.854	8
11	42	C	Bill BRAITHWAITE	Lotus Europa	13	16:04.865	1:00.100	4.928	79.49	1:11.609	8
12	31	A	Mark BENNETT	MGB GT V8	13	16:14.323	1:09.558	9.458	78.72	1:12.572	6
13	26	B	Paul STAFFORD	Datsun 240Z	13	16:15.506	1:10.741	1.183	78.63	1:12.791	7
14	89	A	Ralph HARWOOD-PENN	MGB GT V8	13	16:15.834	1:11.069	0.328	78.60	1:12.484	6
15	96	B	Nigel BARNETT	Ford Capri 3000E	12	15:12.370	1 lap	1 lap	77.60	1:13.870	10
16	61	D2	Luke CLARK-BAGNALL	Triumph GT6 Mk3	12	15:14.721	1 lap	2.351	77.40	1:14.076	7
17	98	D2	Bob TROTTER	Ford Escort RS	12	15:25.626	1 lap	10.905	76.49	1:14.761	6
18	86	B	Christina TOTTY	TVR 3000M	12	15:29.429	1 lap	3.803	76.18	1:15.358	8
19	23	D2	Will MORTON	Alfa Romeo 2000 GTV	12	15:35.089	1 lap	5.660	75.71	1:15.554	7
20	47	B	Paul ASLETT	Porsche 911E	12	15:37.113	1 lap	2.024	75.55	1:15.434	5
21	1	D1	John THOMASON	Triumph Spitfire	12	15:40.130	1 lap	3.017	75.31	1:16.131	9
22	88	B	Mark BOWN	TVR 3000M	12	15:59.371	1 lap	19.241	73.80	1:17.681	3
23	10	C	Nigel ASHLEY	Lotus Europa	12	16:02.105	1 lap	2.734	73.59	1:16.897	2
24	14	D1	Jai SHARMA	Lancia Fulvia	12	16:15.398	1 lap	13.293	72.59	1:18.739	3
25	80	D2	David LANE	Jensen Healey	12	16:17.705	1 lap	2.307	72.41	1:18.877	7
26	78	D2	Mark DUDLEY	Alfa Romeo 2000 GTV	12	16:18.277	1 lap	0.572	72.37	1:19.104	4
27	55	D2	Jason KENNEDY	Lancia Beta Coupe	12	16:22.882	1 lap	4.605	72.03	1:19.228	11
28	76	D2	David ERWIN	Alfa Romeo 2000 GTV	11	15:07.016	2 laps	1 lap	71.55	1:19.701	6
29	28	D2	George ADAMS	Alfa Romeo 2000 GTV	11	15:18.114	2 laps	11.098	70.69	1:20.468	7
30	81	D2	John DOBSON	Alfa Romeo 2000 GTV	11	15:20.206	2 laps	2.092	70.53	1:20.540	7
31	66	E	Louise KENNEDY	Lancia Fulvia Sport Zagato	11	15:30.221	2 laps	10.015	69.77	1:22.055	2

NOT CLASSIFIED

DNF 79	D2	Andy JARVIS	Porsche 924	9	11:39.128	4 laps	2 laps	75.95	1:14.803	4
DNC 35	B	Colin CAMPBELL	Ferrari Dino 246 GT	9	15:42.802	4 laps	4:03.674	56.32	1:32.763	1
DNS 38	B	William JENKINS	Ferrari 308 GTB	0						0

FASTEST LAP

1	D1	John THOMASON	Triumph Spitfire	9	1:16.131	77.50 mph	124.72 kph
3	A	Paul CONWAY	Morgan Plus 8	5	1:07.924	86.86 mph	139.79 kph
9	B	Julian BARTER	TVR 3000M	9	1:09.521	84.87 mph	136.58 kph
11	C	Rory STOCKBRIDGE	Lotus Europa	8	1:10.156	84.10 mph	135.35 kph
61	D2	Luke CLARK-BAGNALL	Triumph GT6 Mk3	7	1:14.076	79.65 mph	128.18 kph
66	E	Louise KENNEDY	Lancia Fulvia Sport Zagato	2	1:22.055	71.90 mph	115.72 kph

Weather / Track : Sunny/Dry

These results are provisional until the conclusion of any judicial and technical matters.

SilverstoneNat
Circuit Length = 1.6390 miles
Start: 16:23 End: 16:39

Clerk of Course :	Timekeeper :
-------------------	--------------

"MotorsportAds.co.uk" 70s Road Sports

Race 7 - LAP CHART

Lap 1			Lap 2			Lap 3			Lap 4			Lap 5		
No	Behind	Laptime	No	Behind	Laptime	No	Behind	Laptime	No	Behind	Laptime	No	Behind	Laptime
64		1:11.780	64		1:08.317	64		1:08.337	64		1:08.297	64		1:07.986
3	0.677	1:12.294	3	0.930	1:08.570	3	0.768	1:08.175	3	0.781	1:08.310	3	0.719	1:07.924
9	2.474	1:13.334	9	3.869	1:09.712	9	5.383	1:09.851	9	6.846	1:09.760	9	8.584	1:09.724
15	3.346	1:14.404	15	5.683	1:10.654	15	7.999	1:10.653	15	10.581	1:10.879	15	13.158	1:10.563
11	3.650	1:14.568	11	6.336	1:11.003	11	8.819	1:10.820	11	11.517	1:10.995	11	14.784	1:10.077
43	4.275	1:14.248	24	7.900	1:11.332	24	10.565	1:11.002	24	12.693	1:10.425	24	14.999	1:11.468
24	4.885	1:14.626	44	10.248	1:11.918	44	13.103	1:11.192	44	16.369	1:11.563	44	20.048	1:11.665
44	6.647	1:16.520	54	12.260	1:13.183	54	16.207	1:12.284	35	1 LAP	1:38.101	54	23.453	1:11.627
54	7.394	1:17.047	65	13.537	1:13.817	65	17.649	1:12.449	54	19.812	1:11.902	65	26.226	1:12.419
65	8.037	1:16.899	42	14.059	1:13.953	42	18.052	1:12.330	65	21.793	1:12.441	42	27.226	1:12.854
42	8.423	1:17.233	43	17.309	1:21.351	43	23.143	1:14.171	42	22.358	1:12.603	43	28.828	1:10.634
26	10.722	1:19.029	31	17.670	1:14.828	31	23.290	1:13.957	43	26.180	1:11.334	31	33.360	1:13.416
31	11.159	1:19.647	26	17.924	1:15.519	26	24.389	1:14.802	31	27.930	1:12.937	89	34.640	1:13.036
96	11.584	1:19.107	89	18.401	1:14.698	89	24.768	1:14.704	89	29.590	1:13.119	26	35.416	1:13.201
89	12.020	1:19.898	96	19.185	1:15.918	96	25.580	1:14.732	26	30.201	1:14.109	96	37.921	1:14.554
47	12.711	1:19.945	47	21.436	1:17.042	61	29.325	1:15.991	96	31.353	1:14.070	61	42.267	1:14.528
86	13.470	1:21.395	61	21.671	1:16.354	86	30.675	1:16.364	61	35.725	1:14.697	86	46.104	1:15.920
61	13.634	1:21.189	86	22.648	1:17.495	23	31.525	1:16.726	86	38.170	1:15.792	98	47.206	1:15.617
23	14.124	1:21.039	23	23.136	1:17.329	98	32.553	1:17.309	23	39.007	1:15.779	23	47.635	1:16.614
1	14.772	1:22.007	98	23.581	1:16.945	47	32.769	1:19.670	98	39.575	1:15.319	79	47.780	1:15.486
98	14.953	1:21.084	1	24.278	1:17.823	79	33.774	1:17.462	79	40.280	1:14.803	47	48.723	1:15.434
79	16.520	1:22.917	79	24.649	1:16.446	1	34.053	1:18.112	47	41.275	1:16.803	1	51.780	1:17.294
88	16.910	1:23.250	88	27.329	1:18.736	88	36.673	1:17.681	1	42.472	1:16.716	35	1 LAP	1:43.800
10	19.125	1:25.448	10	27.705	1:16.897	10	37.063	1:17.695	88	46.598	1:18.222	88	56.502	1:17.890
55	19.344	1:23.197	55	30.544	1:19.517	55	42.117	1:19.910	10	47.127	1:18.361	10	57.074	1:17.933
80	19.810	1:24.923	80	31.614	1:20.121	14	42.974	1:18.739	55	53.695	1:19.875	55	1:05.389	1:19.680
78	20.174	1:25.216	14	32.572	1:20.211	80	43.403	1:20.126	14	54.226	1:19.549	14	1:05.583	1:19.343
76	20.641	1:24.487	78	33.503	1:21.646	78	44.677	1:19.511	80	54.775	1:19.669	80	1:06.133	1:19.344
14	20.678	1:24.781	76	33.814	1:21.490	76	45.952	1:20.475	78	55.484	1:19.104	78	1:06.893	1:19.395
81	21.741	1:25.368	81	35.827	1:22.403	81	49.747	1:22.257	76	57.541	1:19.886	76	1:09.718	1:20.163
66	22.922	1:25.466	66	36.660	1:22.055	66	51.074	1:22.751	81	1:03.631	1:22.181			
28	24.974	1:28.348	28	39.844	1:23.187	28	53.158	1:21.651	66	1:05.513	1:22.736			
35	32.924	1:32.763	35	57.471	1:32.864				28	1:05.866	1:21.005			

SilverstoneNat
Circuit Length = 1.6390 miles
Start: 16:23 End: 16:39

"MotorsportAds.co.uk" 70s Road Sports

Race 7 - LAP CHART

Lap 6			Lap 7			Lap 8			Lap 9			Lap 10		
No	Behind	Laptime	No	Behind	Laptime	No	Behind	Laptime	No	Behind	Laptime	No	Behind	Laptime
64		1:09.758	64		1:09.758	3		1:08.327	3		1:08.481	3		1:09.659
3	0.464	1:09.503	3	0.309	1:09.603	64	0.528	1:09.164	47	1 LAP	1:16.655	64	0.488	1:09.202
81	1 LAP	1:22.586	55	1 LAP	1:19.987	88	1 LAP	1:19.328	64	0.945	1:08.898	98	1 LAP	1:15.311
9	8.503	1:09.677	14	1 LAP	1:20.097	10	1 LAP	1:21.059	1	1 LAP	1:17.196	79	1 LAP	1:15.119
28	1 LAP	1:21.439	80	1 LAP	1:20.127	9	10.778	1:10.896	9	11.818	1:09.521	86	1 LAP	1:16.550
66	1 LAP	1:23.198	78	1 LAP	1:20.182	55	1 LAP	1:19.256	88	1 LAP	1:17.879	23	1 LAP	1:16.947
15	14.501	1:11.101	9	8.518	1:09.773	14	1 LAP	1:19.142	10	1 LAP	1:19.822	47	1 LAP	1:17.688
24	15.079	1:10.053	76	1 LAP	1:19.701	80	1 LAP	1:18.877	24	21.028	1:11.632	1	1 LAP	1:16.131
11	15.626	1:10.385	24	16.184	1:10.863	24	17.877	1:10.329	15	21.868	1:11.173	9	12.519	1:10.360
44	22.052	1:11.762	15	16.725	1:11.982	78	1 LAP	1:19.553	11	22.911	1:11.736	24	21.773	1:10.404
54	25.489	1:11.794	11	18.136	1:12.268	15	19.176	1:11.087	14	1 LAP	1:20.095	15	23.160	1:10.951
65	28.855	1:12.387	28	1 LAP	1:20.484	11	19.656	1:10.156	55	1 LAP	1:20.429	88	1 LAP	1:19.810
42	29.193	1:11.725	81	1 LAP	1:22.122	76	1 LAP	1:20.910	80	1 LAP	1:20.189	11	25.178	1:11.926
43	29.877	1:10.807	35	2 LAPS	1:47.024	44	28.225	1:12.598	78	1 LAP	1:19.374	35	3 LAPS	1:46.431
31	36.174	1:12.572	44	24.263	1:11.969	28	1 LAP	1:20.468	44	32.121	1:12.377	10	1 LAP	1:18.833
89	37.366	1:12.484	66	1 LAP	1:23.349	54	32.672	1:13.379	76	1 LAP	1:20.590	44	35.920	1:13.458
26	38.905	1:13.247	54	27.929	1:12.198	81	1 LAP	1:20.540	43	35.407	1:11.059	43	38.339	1:12.591
96	43.045	1:14.882	43	30.982	1:10.863	43	32.829	1:10.483	54	36.686	1:12.495	14	1 LAP	1:20.455
61	46.803	1:14.294	65	31.121	1:12.024	65	34.339	1:11.854	65	40.176	1:14.318	55	1 LAP	1:20.602
98	52.209	1:14.761	42	32.042	1:12.607	42	35.015	1:11.609	42	42.889	1:16.355	54	39.961	1:12.934
86	52.571	1:16.225	31	39.211	1:12.795	66	1 LAP	1:23.480	28	1 LAP	1:22.166	80	1 LAP	1:21.324
79	53.058	1:15.036	89	40.860	1:13.252	31	43.872	1:13.297	81	1 LAP	1:21.904	78	1 LAP	1:21.160
23	54.015	1:16.138	26	41.938	1:12.791	89	45.514	1:13.290	31	48.800	1:13.409	65	43.713	1:13.196
47	55.097	1:16.132	96	47.652	1:14.365	26	46.847	1:13.545	89	50.337	1:13.304	76	1 LAP	1:20.047
1	58.639	1:16.617	61	51.121	1:14.076	96	53.596	1:14.580	26	51.691	1:13.325	42	45.246	1:12.016
88	1:04.522	1:17.778	98	57.396	1:14.945	61	56.774	1:14.289	66	1 LAP	1:23.410	31	52.877	1:13.736
10	1:05.207	1:17.891	86	58.254	1:15.441	35	2 LAPS	1:43.969	96	59.075	1:13.960	89	53.893	1:13.215
			79	58.781	1:15.481	98	1:03.789	1:15.029	61	1:02.721	1:14.428	26	55.864	1:13.832
			23	59.811	1:15.554	86	1:04.976	1:15.358				28	1 LAP	1:20.765
			47	1:01.388	1:16.049	79	1:05.679	1:15.534				81	1 LAP	1:20.808
			1	1:05.774	1:16.893	23	1:07.210	1:16.035				96	1:03.286	1:13.870
												61	1:07.233	1:14.171
												66	1 LAP	1:23.045

SilverstoneNat
Circuit Length = 1.6390 miles
Start: 16:23 End: 16:39

"MotorsportAds.co.uk" 70s Road Sports

Race 7 - LAP CHART

Lap 11			Lap 12			Lap 13		
No	Behind	Laptime	No	Behind	Laptime	No	Behind	Laptime
3		1:08.385	3		1:10.833	3		1:09.077
64	0.651	1:08.548	64	0.225	1:10.407	64	0.562	1:09.414
98	1 LAP	1:14.977	96	1 LAP	1:16.751	76	2 LAPS	1:20.634
86	1 LAP	1:15.599	81	2 LAPS	1:22.941	96	1 LAP	1:15.863
23	1 LAP	1:16.291	61	1 LAP	1:15.677	61	1 LAP	1:15.341
9	14.286	1:10.152	66	2 LAPS	1:22.699	28	2 LAPS	1:22.703
47	1 LAP	1:16.788	98	1 LAP	1:16.649	9	14.901	1:10.055
1	1 LAP	1:17.399	9	13.923	1:10.470	81	2 LAPS	1:23.482
24	24.289	1:10.901	86	1 LAP	1:17.405	98	1 LAP	1:16.570
15	25.871	1:11.096	23	1 LAP	1:16.882	86	1 LAP	1:16.569
11	28.916	1:12.123	47	1 LAP	1:16.994	66	2 LAPS	1:23.335
88	1 LAP	1:19.298	24	24.116	1:10.660	24	27.949	1:12.910
10	1 LAP	1:19.462	15	27.767	1:12.729	23	1 LAP	1:19.429
44	39.604	1:12.069	1	1 LAP	1:17.288	47	1 LAP	1:17.906
43	41.696	1:11.742	11	29.737	1:11.654	15	32.526	1:13.836
54	44.524	1:12.948	44	41.618	1:12.847	11	32.785	1:12.125
65	48.583	1:13.255	43	43.740	1:12.877	1	1 LAP	1:16.648
14	1 LAP	1:20.479	88	1 LAP	1:19.516	35	4 LAPS	1:50.049
55	1 LAP	1:20.784	54	46.806	1:13.115	44	44.948	1:12.407
80	1 LAP	1:20.614	10	1 LAP	1:18.863	43	45.821	1:11.158
42	52.862	1:16.001	65	50.991	1:13.241	54	50.122	1:12.393
78	1 LAP	1:21.529	42	56.821	1:14.792	88	1 LAP	1:19.082
31	1:00.443	1:15.951	14	1 LAP	1:19.669	65	55.172	1:13.258
89	1:00.797	1:15.289	55	1 LAP	1:19.228	10	1 LAP	1:18.923
76	1 LAP	1:25.238	80	1 LAP	1:20.090	42	1:00.100	1:12.356
26	1:01.804	1:14.325	78	1 LAP	1:19.400	31	1:09.558	1:14.203
35	3 LAPS	1:50.399	31	1:04.432	1:14.822	14	1 LAP	1:19.700
28	1 LAP	1:22.031	89	1:05.092	1:15.128	26	1:10.741	1:13.980
			26	1:05.838	1:14.867	89	1:11.069	1:15.054
						80	1 LAP	1:20.173
						78	1 LAP	1:20.008
						55	1 LAP	1:27.029

Classic Formula 3

Race 8 - CLASSIFICATION

POS	NO	CL	NAME	ENTRY	LAPS	TIME	GAP	DIFF	MPH	BEST	ON
1	7	A	Richard TROTT	Chevron B43	15	15:21.807			96.01	1:00.487	12
2	26	A	Benn SIMMS	March 803B	15	15:22.836	1.029	1.029	95.90	1:00.191	10
3	8	A	Peter WILLIAMS	Argo JM6	15	15:24.723	2.916	1.887	95.71	1:00.350	15
4	1	A	Keith WHITE	Ralt RT1	15	15:34.669	12.862	9.946	94.69	1:00.455	10
5	18	A	Bill COOMBS	Ralt RT1	15	15:37.065	15.258	2.396	94.44	1:00.659	14
6	63	A	Paul SMITH	Ralt RT1	15	15:47.498	25.691	10.433	93.40	1:01.708	14
7	77	A	Nick CROSSLEY	Ralt RT1	15	15:53.117	31.310	5.619	92.85	1:02.007	14
8	37	A	Mike SIMPSON	Ralt RT1	15	15:55.504	33.697	2.387	92.62	1:02.204	13
9	40	A	Hugh PRICE	Chevron B38	15	15:56.858	35.051	1.354	92.49	1:02.366	13
10	48	C	Oliver THORPE	Royale RP27	15	16:04.816	43.009	7.958	91.73	1:03.093	8
11	65	C	Peter DENHAM	Reynard SF78	15	16:14.833	53.026	10.017	90.79	1:03.360	12
12	72	C	Andrew STORER	Royale RP27	15	16:19.727	57.920	4.894	90.33	1:03.426	12
13	54	C	Peter RICHARDS	Delta T79	15	16:20.403	58.596	0.676	90.27	1:03.505	14
14	47	C	Nicholas PEARCE	Delta T78/79	15	16:35.114	1:13.307	14.711	88.94	1:03.495	12
15	27	C	Lou WATTS	Reynard SF78	14	15:38.795	1 lap	1 lap	87.99	1:05.595	14
16	69	B	Albert CLEMENTS	Lotus 69	13	15:22.871	2 laps	1 lap	83.11	1:09.168	11
NOT CLASSIFIED											
DNF	38	A	Alex AMES	Chevron B38	6	6:38.273	9 laps	7 laps	88.88	1:01.583	5
FASTEST LAP											
26	A	Benn SIMMS	March 803B	10	1:00.191			98.02 mph		157.75 kph	
48	C	Oliver THORPE	Royale RP27	8	1:03.093			93.51 mph		150.50 kph	
69	B	Albert CLEMENTS	Lotus 69	11	1:09.168			85.30 mph		137.28 kph	

Weather / Track : Sunny/Dry

These results are provisional until the conclusion of any judicial and technical matters.

SilverstoneNat
Circuit Length = 1.6390 miles
Start: 16:46 End: 17:02

Clerk of Course :	Timekeeper :
-------------------	--------------

Classic Formula 3
Race 8 - LAP CHART

Lap 1			Lap 2			Lap 3			Lap 4			Lap 5		
No	Behind	Laptime	No	Behind	Laptime	No	Behind	Laptime	No	Behind	Laptime	No	Behind	Laptime
7		1:04.176	7		1:01.902	7		1:01.605	7		1:01.181	7		1:01.160
1	0.771	1:04.979	1	0.561	1:01.692	1	0.610	1:01.654	1	0.966	1:01.537	1	0.819	1:01.013
26	1.373	1:04.922	26	1.273	1:01.802	26	0.940	1:01.272	26	1.322	1:01.563	26	0.986	1:00.824
8	1.982	1:05.751	8	1.704	1:01.624	8	1.847	1:01.748	8	1.845	1:01.179	8	2.117	1:01.432
38	2.598	1:05.232	38	2.858	1:02.162	38	3.153	1:01.900	38	3.789	1:01.817	38	4.212	1:01.583
63	3.005	1:06.170	63	4.228	1:03.125	63	5.341	1:02.718	63	6.764	1:02.604	63	8.063	1:02.459
77	4.248	1:06.957	77	5.840	1:03.494	18	7.396	1:02.864	18	7.950	1:01.735	18	8.568	1:01.778
40	5.133	1:07.190	18	6.137	1:02.410	77	8.411	1:04.176	77	10.908	1:03.678	77	13.016	1:03.268
48	5.535	1:07.277	40	7.528	1:04.297	40	9.774	1:03.851	40	11.668	1:03.075	40	13.745	1:03.237
18	5.629	1:06.189	48	8.027	1:04.394	37	10.202	1:03.337	37	12.045	1:03.024	37	13.919	1:03.034
37	6.517	1:08.131	37	8.470	1:03.855	48	11.021	1:04.599	48	13.615	1:03.775	48	15.958	1:03.503
47	7.144	1:08.714	47	9.615	1:04.373	47	12.402	1:04.392	65	17.745	1:04.870	65	21.062	1:04.477
72	7.544	1:08.799	65	10.855	1:05.045	65	14.056	1:04.806	54	17.936	1:04.349	54	21.375	1:04.599
65	7.712	1:08.576	54	11.751	1:05.506	54	14.768	1:04.622	47	19.132	1:07.911	47	21.758	1:03.786
54	8.147	1:09.423	72	12.886	1:07.244	72	16.171	1:04.890	72	19.454	1:04.464	72	22.509	1:04.215
27	8.779	1:08.997	27	13.214	1:06.337	27	17.782	1:06.173	27	23.055	1:06.454	27	27.652	1:05.757
69	11.294	1:11.068	69	19.165	1:09.773	69	27.367	1:09.807	69	35.676	1:09.490	69	44.438	1:09.922

Classic Formula 3
Race 8 - LAP CHART

Lap 6			Lap 7			Lap 8			Lap 9			Lap 10		
No	Behind	Laptime	No	Behind	Laptime	No	Behind	Laptime	No	Behind	Laptime	No	Behind	Laptime
7		1:00.927	7		1:00.985	7		1:00.752	7		1:00.842	7		1:00.541
1	0.664	1:00.772	1	0.678	1:00.999	1	0.784	1:00.858	1	0.607	1:00.665	1	0.521	1:00.455
26	0.888	1:00.829	26	1.230	1:01.327	26	1.822	1:01.344	26	1.510	1:00.530	26	1.160	1:00.191
8	2.164	1:00.974	8	2.306	1:01.127	69	1 LAP	1:10.988	8	2.268	1:00.626	8	2.448	1:00.721
63	9.925	1:02.789	63	11.412	1:02.472	8	2.484	1:00.930	69	1 LAP	1:09.691	18	13.777	1:00.925
18	10.197	1:02.556	18	11.660	1:02.448	18	12.955	1:02.047	18	13.393	1:01.280	63	17.875	1:02.503
77	14.959	1:02.870	77	16.872	1:02.898	63	13.635	1:02.975	63	15.913	1:03.120	69	1 LAP	1:11.084
37	16.181	1:03.189	37	17.771	1:02.575	77	18.726	1:02.606	77	20.200	1:02.316	77	22.478	1:02.819
40	16.717	1:03.899	40	18.771	1:03.039	37	19.384	1:02.365	37	21.106	1:02.564	37	23.623	1:03.058
48	18.602	1:03.571	48	21.067	1:03.450	40	20.994	1:02.975	40	22.578	1:02.426	40	24.546	1:02.509
38	22.607	1:19.322	65	27.235	1:04.192	48	23.408	1:03.093	48	26.953	1:04.387	48	29.666	1:03.254
65	24.028	1:03.893	47	27.640	1:03.708	65	30.491	1:04.008	65	33.525	1:03.876	65	36.549	1:03.565
47	24.917	1:04.086	72	28.602	1:04.128	47	30.875	1:03.987	47	33.692	1:03.659	47	37.100	1:03.949
54	25.185	1:04.737	54	28.757	1:04.557	72	32.731	1:04.881	72	36.644	1:04.755	72	40.813	1:04.710
72	25.459	1:03.877	27	39.020	1:07.566	54	32.929	1:04.924	54	36.825	1:04.738	54	41.176	1:04.892
27	32.439	1:05.714				27	44.387	1:06.119	27	49.677	1:06.132	27	54.734	1:05.598
69	52.945	1:09.434												

Classic Formula 3
Race 8 - LAP CHART

Lap 11			Lap 12			Lap 13			Lap 14			Lap 15		
No	Behind	Laptime	No	Behind	Laptime	No	Behind	Laptime	No	Behind	Laptime	No	Behind	Laptime
7		1:00.496	7		1:00.487	7		1:00.715	7		1:00.594	7		1:00.729
1	0.562	1:00.537	1	0.627	1:00.552	26	1.452	1:01.346	26	1.211	1:00.353	26	1.029	1:00.547
26	1.071	1:00.407	26	0.821	1:00.237	8	3.362	1:01.306	8	3.295	1:00.527	69	2 LAPS	1:10.083
8	2.588	1:00.636	27	1 LAP	1:07.446	27	1 LAP	1:06.143	1	11.711	1:02.144	8	2.916	1:00.350
18	14.265	1:00.984	8	2.771	1:00.670	1	10.161	1:10.249	27	1 LAP	1:06.091	1	12.862	1:01.880
63	19.999	1:02.620	18	14.689	1:00.911	18	14.928	1:00.954	18	14.993	1:00.659	18	15.258	1:00.994
77	24.967	1:02.985	63	21.620	1:02.108	63	23.333	1:02.428	63	24.447	1:01.708	27	1 LAP	1:05.595
37	26.193	1:03.066	77	26.789	1:02.309	77	28.423	1:02.349	77	29.836	1:02.007	63	25.691	1:01.973
40	27.551	1:03.501	37	28.047	1:02.341	37	29.536	1:02.204	37	31.691	1:02.749	77	31.310	1:02.203
48	32.356	1:03.186	40	29.476	1:02.412	40	31.127	1:02.366	40	33.113	1:02.580	37	33.697	1:02.735
69	1 LAP	1:11.708	48	35.457	1:03.588	48	37.929	1:03.187	48	40.527	1:03.192	40	35.051	1:02.667
65	39.750	1:03.697	69	1 LAP	1:09.168	65	45.585	1:03.677	65	49.190	1:04.199	48	43.009	1:03.211
47	40.537	1:03.933	65	42.623	1:03.360	47	47.665	1:04.835	47	53.517	1:06.446	65	53.026	1:04.565
72	44.052	1:03.735	47	43.545	1:03.495	72	50.189	1:03.913	72	53.843	1:04.248	72	57.920	1:04.806
54	44.924	1:04.244	72	46.991	1:03.426	54	51.909	1:04.188	54	54.820	1:03.505	54	58.596	1:04.505
			54	48.436	1:03.999	69	1 LAP	1:11.538				47	1:13.307	1:20.519

"Millers Oils" Historic Formula Junior

Race 9 - CLASSIFICATION - Amended

POS	NO	CL	NAME	ENTRY	LAPS	TIME	GAP	DIFF	MPH	BEST	ON
1	79	C2	Andrew HIBBERD	Lotus 22	14	15:47.861			87.14	1:06.176	5
2	51	C2	Michael HIBBERD	Lotus 27	14	15:48.322	0.461	0.461	87.10	1:05.935	5
3	52	C2	James CLARIDGE	Lola Mk5A	14	15:48.715	0.854	0.393	87.07	1:06.314	5
4	77	C2	Steve SMITH	Cooper T59	14	15:56.267	8.406	7.552	86.38	1:06.790	14
5	83	C2	Barry WESTMORELAND	Lotus 22	14	15:57.232	9.371	0.965	86.29	1:07.074	4
6	63	C2	James MURRAY	Lola Mk5A	14	16:05.043	17.182	7.811	85.59	1:07.054	5
7	71	C2	Marcus MUSSA	Brabham BT2	14	16:05.718	17.857	0.675	85.53	1:07.533	8
8	62	C2	Simon ARMER	Cooper T59	14	16:08.682	20.821	2.964	85.27	1:07.451	8
9	78	C2	Paul SMEETH	Lotus 22	14	16:27.094	39.233	18.412	83.68	1:08.056	6
10	88	C1	Paul DAVIS	Lotus 20	14	16:50.126	1:02.265	23.032	81.77	1:10.719	2
11	46	B	Andrew TAYLOR	Britannia	14	16:58.211	1:10.350	8.085	81.12	1:10.598	7
12	3	A2	Clive WILSON	Lola Mk2	13	15:48.280	1 lap	1 lap	80.88	1:11.453	10
13	11	A2	David STEVENSON	Mallock U2	13	15:51.081	1 lap	2.801	80.65	1:11.226	7
14	4	A2	Derek WALKER	Terrier Mk IV	13	15:52.074	1 lap	0.993	80.56	1:11.474	11
15	14	A2	Crispian BESLEY	Elva 100	13	15:52.501	1 lap	0.427	80.52	1:11.306	9
16	44	B	Andrew ROBERTSON	Crossle 4F	13	16:01.673	1 lap	9.172	79.76	1:10.892	2
17	47	B	Lorraine GATHERCOLE	Lotus 18	13	16:04.716	1 lap	3.043	79.51	1:12.252	5
18	56	C1	Peter JACKSON	Cooper T56	13	16:07.011	1 lap	2.295	79.32	1:12.217	4
19	59	C1	David HALL	BMC Huffaker Mk2	13	16:08.068	1 lap	1.057	79.23	1:12.286	5
20	93	C2	Rudolf ERNST	Lotus 22	13	16:09.586	1 lap	1.518	79.11	1:10.429	7
21	34	B	Jeremy BOUCKLEY	Cooper Mk II	13	16:21.536	1 lap	11.950	78.14	1:12.766	12
22	29	A2	William GRIMSHAW	Moorland Mk1	13	16:21.727	1 lap	0.191	78.13	1:11.381	9
23	43	B	Douglas MARTIN	Elva 200	13	16:34.985	1 lap	13.258	77.09	1:14.414	7
24	21	A1	Peter MULLEN	OSCA	13	16:36.599	1 lap	1.614	76.96	1:12.667	12
25	66	C1	Alex MORTON	Ausper T3	13	16:44.730	1 lap	8.131	76.34	1:14.062	13
26	20	A2	Geoffrey O'NION	Elva 100	13	16:45.612	1 lap	0.882	76.27	1:14.370	13
27	27	A2	Paul DIXON	Gemini Mk II	13	16:54.913	1 lap	9.301	75.57	1:16.336	11
28	32	B	John DOWSON	Elva 200	13	17:15.215	1 lap	20.302	74.09	1:16.078	2
29	26	A2	Roger DEXTER	Elva 100	12	15:59.590	2 laps	1 lap	73.78	1:17.322	7
30	7	A2	Duncan RABAGLIATI	Alexis HF1	12	16:05.920	2 laps	6.330	73.30	1:18.061	2
31	94	B	David GRUNBERG	Lotus 20	12	16:22.356	2 laps	16.436	72.07	1:18.748	7
32	16	A1	Gordon WRIGHT	Stanguellini	12	16:34.296	2 laps	11.940	71.21	1:19.201	2
33	19	A2	Jan BIEKENS	Stanguellini	12	17:03.657	2 laps	29.361	69.16	1:20.197	6

NOT CLASSIFIED

DNF	18	A2	Ned SPIEKER	Lola Mk2	11	14:39.508	3 laps	1 lap	73.79	1:13.954	7
DNF	10	A2	John TRUSLOVE	Lola MK2	6	8:24.419	8 laps	5 laps	70.18	1:11.658	4
DNF	84	C2	Mark WOODHOUSE	Lotus 22	5	5:43.976	9 laps	1 lap	85.76	1:06.584	5

FASTEST LAP

11	A2	David STEVENSON	Mallock U2	7	1:11.226	82.84 mph	133.31 kph
21	A1	Peter MULLEN	OSCA	12	1:12.667	81.19 mph	130.67 kph
46	B	Andrew TAYLOR	Britannia	7	1:10.598	83.57 mph	134.50 kph
51	C2	Michael HIBBERD	Lotus 27	5	1:05.935	89.48 mph	144.01 kph
88	C1	Paul DAVIS	Lotus 20	2	1:10.719	83.43 mph	134.27 kph

Weather / Track : Sunny/Dry

These results are provisional until the conclusion of any judicial and technical matters.

SilverstoneNat
Circuit Length = 1.6390 miles
Start: 17:11 End: 17:29

Clerk of Course :

Timekeeper :

"Millers Oils" Historic Formula Junior

Race 9 - LAP CHART

Lap 1			Lap 2			Lap 3			Lap 4			Lap 5		
No	Behind	Laptime	No	Behind	Laptime	No	Behind	Laptime	No	Behind	Laptime	No	Behind	Laptime
79		1:09.179	79		1:07.178	79		1:06.853	51		1:06.527	51		1:05.935
51	0.404	1:09.857	51	0.732	1:07.506	51	0.321	1:06.442	79	0.156	1:07.004	79	0.397	1:06.176
52	1.341	1:10.078	52	1.304	1:07.141	52	0.959	1:06.508	52	1.052	1:06.941	52	1.431	1:06.314
84	1.715	1:10.612	84	1.459	1:06.922	84	1.474	1:06.868	84	1.412	1:06.786	94	1 LAP	1:20.826
83	1.814	1:10.034	83	1.951	1:07.315	83	2.616	1:07.518	83	2.842	1:07.074	84	2.061	1:06.584
63	3.452	1:12.046	63	4.217	1:07.943	63	5.180	1:07.816	63	5.666	1:07.334	63	3.993	1:07.086
77	3.836	1:11.976	77	4.804	1:08.146	77	5.494	1:07.543	77	6.060	1:07.414	63	6.785	1:07.054
71	4.239	1:12.479	71	5.738	1:08.677	71	7.240	1:08.355	71	8.599	1:08.207	77	7.280	1:07.155
62	5.037	1:12.334	62	6.664	1:08.805	62	7.988	1:08.177	62	9.093	1:07.953	71	10.313	1:07.649
78	5.114	1:12.122	78	6.874	1:08.938	88	14.767	1:11.612	78	18.582	1:08.857	62	10.812	1:07.654
88	6.467	1:13.414	88	10.008	1:10.719	78	16.573	1:16.552	88	19.422	1:11.503	78	21.839	1:09.192
3	8.154	1:14.672	3	13.093	1:12.117	3	18.646	1:12.406	3	23.574	1:11.776	88	24.804	1:11.317
4	9.133	1:14.205	44	14.059	1:10.892	44	19.781	1:12.575	44	25.029	1:12.096	3	29.708	1:12.069
29	9.299	1:15.311	4	15.029	1:13.074	46	21.335	1:12.764	46	25.211	1:10.724	44	30.694	1:11.600
14	10.173	1:15.013	29	15.114	1:12.993	4	21.341	1:13.165	4	26.997	1:12.504	46	30.868	1:11.592
44	10.345	1:14.880	46	15.424	1:11.983	29	21.659	1:13.398	11	27.336	1:12.083	4	33.370	1:12.308
46	10.619	1:14.780	14	16.142	1:13.147	11	22.101	1:12.323	29	27.846	1:13.035	11	33.515	1:12.114
11	11.035	1:17.549	11	16.631	1:12.774	14	22.884	1:13.595	14	28.359	1:12.323	29	34.724	1:12.813
47	11.948	1:15.767	47	17.388	1:12.618	93	23.361	1:12.351	93	28.642	1:12.129	14	36.097	1:13.673
59	12.677	1:15.978	93	17.863	1:12.126	47	24.203	1:13.668	47	30.289	1:12.934	47	36.606	1:12.252
93	12.915	1:17.527	59	19.292	1:13.793	59	25.932	1:13.493	10	31.516	1:11.658	59	38.491	1:12.286
56	13.317	1:17.217	56	20.070	1:13.931	10	26.706	1:12.379	59	32.140	1:13.056	56	39.794	1:12.622
43	14.918	1:17.511	10	21.180	1:13.229	56	27.738	1:14.521	56	33.107	1:12.217	10	48.169	1:22.588
10	15.129	1:06.566	43	22.875	1:15.135	43	31.478	1:15.456	43	39.488	1:14.858	93	48.170	1:25.463
18	15.130	1:18.235	34	24.380	1:15.460	34	31.704	1:14.177	34	39.745	1:14.889	43	49.126	1:15.573
34	16.098	1:18.139	18	24.674	1:16.722	18	32.578	1:14.757	18	40.913	1:15.183	34	49.201	1:15.391
27	16.843	1:19.229	27	26.618	1:16.953	21	35.646	1:15.391	21	44.540	1:15.742	18	49.457	1:14.479
21	16.844	1:13.419	21	27.108	1:17.442	27	37.444	1:17.679	66	47.961	1:17.229	21	54.286	1:15.681
66	17.946	1:20.239	66	27.109	1:16.341	66	37.580	1:17.324	27	48.236	1:17.640	66	56.874	1:14.848
32	20.053	1:21.424	32	28.953	1:16.078	32	38.613	1:16.513	32	49.726	1:17.961	27	59.944	1:17.643
7	20.808	1:22.072	7	31.691	1:18.061	20	40.704	1:15.789	20	50.038	1:16.182	20	1:00.144	1:16.041
26	21.160	1:21.810	20	31.768	1:16.633	7	43.140	1:18.302	26	56.699	1:19.375	32	1:01.717	1:17.926
20	22.313	1:20.301	26	33.365	1:19.383	26	44.172	1:17.660	7	57.291	1:20.999			
19	22.483	1:23.195	16	34.906	1:19.201	16	48.250	1:20.197	16	1:01.122	1:19.720			
16	22.883	1:22.978	19	35.912	1:20.607	19	49.451	1:20.392	19	1:03.001	1:20.398			
94	25.643	1:10.170	94	40.046	1:21.581	94	54.017	1:20.824						

**"Millers Oils" Historic Formula Junior
Race 9 - LAP CHART**

Lap 6			Lap 7			Lap 8			Lap 9			Lap 10		
No	Behind	Laptime	No	Behind	Laptime	No	Behind	Laptime	No	Behind	Laptime	No	Behind	Laptime
79		1:07.563	51		1:06.686	79		1:06.580	51		1:07.446	51		1:07.709
51	0.210	1:08.170	79	0.331	1:07.227	51	0.007	1:06.918	52	0.183	1:07.125	79	0.022	1:07.358
52	0.783	1:07.312	20	1 LAP	1:15.205	52	0.511	1:06.909	79	0.373	1:07.826	52	0.640	1:08.166
26	1 LAP	1:18.620	52	0.513	1:06.626	21	1 LAP	1:15.087	34	1 LAP	1:14.497	19	2 LAPS	1:26.652
7	1 LAP	1:18.875	27	1 LAP	1:16.974	66	1 LAP	1:16.150	18	1 LAP	1:14.803	83	6.936	1:07.270
83	4.414	1:08.381	32	1 LAP	1:18.502	83	6.939	1:08.273	83	7.375	1:07.889	77	7.840	1:07.920
63	6.874	1:08.049	83	5.577	1:08.059	77	7.795	1:07.470	43	1 LAP	1:16.074	34	1 LAP	1:15.093
77	7.149	1:07.829	77	7.236	1:06.983	63	8.585	1:07.746	77	7.629	1:07.287	63	9.591	1:08.166
16	1 LAP	1:22.819	63	7.750	1:07.772	20	1 LAP	1:15.920	63	9.134	1:08.002	18	1 LAP	1:16.129
19	1 LAP	1:21.572	71	11.585	1:07.648	27	1 LAP	1:16.969	21	1 LAP	1:15.161	71	13.334	1:08.170
71	10.833	1:08.480	26	1 LAP	1:17.964	71	12.207	1:07.533	71	12.873	1:08.119	62	14.797	1:08.042
62	11.068	1:08.216	62	12.589	1:08.417	62	13.129	1:07.451	62	14.464	1:08.788	43	1 LAP	1:16.891
94	1 LAP	1:19.801	7	1 LAP	1:18.951	32	1 LAP	1:18.676	66	1 LAP	1:17.599	21	1 LAP	1:15.489
78	21.935	1:08.056	16	1 LAP	1:19.891	26	1 LAP	1:17.322	20	1 LAP	1:15.365	66	1 LAP	1:15.297
88	27.913	1:11.069	19	1 LAP	1:20.197	7	1 LAP	1:18.564	27	1 LAP	1:16.577	20	1 LAP	1:14.828
3	33.415	1:11.667	78	24.141	1:09.102	78	26.077	1:08.847	32	1 LAP	1:16.997	78	29.501	1:08.971
46	33.839	1:10.931	94	1 LAP	1:18.951	16	1 LAP	1:20.899	78	28.239	1:09.615	27	1 LAP	1:16.640
44	34.242	1:11.508	10	1 LAP	1:54.335 P	94	1 LAP	1:18.748	26	1 LAP	1:18.443	32	1 LAP	1:16.918
11	37.588	1:12.033	88	32.507	1:11.490	88	38.285	1:12.689	7	1 LAP	1:18.541	26	1 LAP	1:18.061
4	38.460	1:13.050	46	37.541	1:10.598	46	43.348	1:12.718	88	42.908	1:12.076	88	46.235	1:11.036
29	38.638	1:11.874	3	38.233	1:11.714	44	44.506	1:12.477	46	49.209	1:13.314	7	1 LAP	1:18.935
14	39.758	1:11.621	44	38.940	1:11.594	3	45.267	1:13.945	3	50.660	1:12.846	46	52.853	1:11.353
47	41.221	1:12.575	11	41.918	1:11.226	11	47.070	1:12.063	94	1 LAP	1:20.321	3	54.404	1:11.453
59	43.035	1:12.504	4	43.637	1:12.073	4	48.563	1:11.837	11	51.668	1:12.051	11	55.742	1:11.783
56	44.512	1:12.678	29	43.768	1:12.026	29	49.251	1:12.394	16	1 LAP	1:22.820	4	57.631	1:12.397
93	52.953	1:12.743	14	44.622	1:11.760	14	49.924	1:12.213	4	52.943	1:11.833	14	58.329	1:12.261
34	55.579	1:14.338	47	47.075	1:12.750	19	1 LAP	1:34.381	29	53.179	1:11.381	44	1:02.053	1:12.161
18	56.456	1:14.959	59	48.798	1:12.659	47	52.842	1:12.678	14	53.777	1:11.306	94	1 LAP	1:19.914
43	58.164	1:16.998	56	49.894	1:12.278	59	55.033	1:13.146	44	57.601	1:20.548	47	1:05.533	1:13.839
21	1:01.706	1:15.380	93	56.486	1:10.429	56	55.550	1:12.567	47	59.403	1:14.014	16	1 LAP	1:21.758
66	1:04.109	1:15.195	34	1:01.862	1:13.179	93	1:00.103	1:10.528	59	1:00.999	1:13.419	59	1:06.485	1:13.195
			18	1:03.514	1:13.954				56	1:01.924	1:13.827	56	1:07.234	1:13.019
			43	1:05.682	1:14.414				93	1:05.074	1:12.424			

**"Millers Oils" Historic Formula Junior
Race 9 - LAP CHART**

Lap 11			Lap 12			Lap 13			Lap 14		
No	Behind	Laptime	No	Behind	Laptime	No	Behind	Laptime	No	Behind	Laptime
79		1:07.282	79		1:07.607	79		1:06.775	79		1:07.331
51	0.440	1:07.744	51	0.533	1:07.700	51	0.727	1:06.969	3	1 LAP	1:11.567
52	0.722	1:07.386	52	0.768	1:07.653	52	0.907	1:06.914	51	0.461	1:07.065
93	1 LAP	1:11.779	47	1 LAP	1:13.883	7	2 LAPS	1:20.058	52	0.854	1:07.278
83	7.364	1:07.732	59	1 LAP	1:15.030	44	1 LAP	1:14.683	11	1 LAP	1:13.354
77	7.684	1:07.148	56	1 LAP	1:14.782	77	8.947	1:08.012	4	1 LAP	1:12.184
63	12.172	1:09.885	77	7.710	1:07.633	83	9.239	1:07.942	14	1 LAP	1:12.180
71	14.197	1:08.167	94	2 LAPS	1:20.116	47	1 LAP	1:12.975	77	8.406	1:06.790
29	1 LAP	1:36.772	83	8.072	1:08.315	59	1 LAP	1:13.588	83	9.371	1:07.463
34	1 LAP	1:14.183	93	1 LAP	1:14.940	56	1 LAP	1:13.618	26	2 LAPS	1:19.159
62	17.514	1:10.021	63	12.146	1:07.581	63	14.254	1:08.883	44	1 LAP	1:13.589
19	2 LAPS	1:24.930	71	15.549	1:08.959	93	1 LAP	1:13.573	47	1 LAP	1:13.481
18	1 LAP	1:19.591	16	2 LAPS	1:25.425	71	16.654	1:07.880	63	17.182	1:10.259
43	1 LAP	1:15.804	62	18.875	1:08.968	62	20.456	1:08.356	71	17.857	1:08.534
21	1 LAP	1:14.574	34	1 LAP	1:13.296	94	2 LAPS	1:20.214	7	2 LAPS	1:19.977
78	31.885	1:09.688	29	1 LAP	1:14.876	34	1 LAP	1:12.766	56	1 LAP	1:12.533
20	1 LAP	1:15.475	43	1 LAP	1:14.536	29	1 LAP	1:12.679	59	1 LAP	1:14.121
66	1 LAP	1:16.455	78	33.695	1:09.417	16	2 LAPS	1:21.458	62	20.821	1:07.696
27	1 LAP	1:16.619	21	1 LAP	1:18.024	78	36.310	1:09.390	93	1 LAP	1:13.085
32	1 LAP	1:16.331	19	2 LAPS	1:25.669	43	1 LAP	1:14.566	34	1 LAP	1:13.068
88	50.654	1:11.723	66	1 LAP	1:14.486	21	1 LAP	1:12.667	29	1 LAP	1:13.086
26	1 LAP	1:17.932	20	1 LAP	1:15.663	66	1 LAP	1:16.697	94	2 LAPS	1:20.316
46	56.888	1:11.339	27	1 LAP	1:16.336	20	1 LAP	1:16.727	78	39.233	1:10.254
3	58.565	1:11.465	88	53.909	1:10.862	19	2 LAPS	1:25.754	16	2 LAPS	1:22.124
7	1 LAP	1:18.748	32	1 LAP	1:17.343	27	1 LAP	1:16.398	43	1 LAP	1:14.661
11	1:00.089	1:11.651	46	1:00.713	1:11.432	88	58.104	1:10.970	21	1 LAP	1:14.016
4	1:01.801	1:11.474	3	1:02.958	1:12.000	46	1:05.818	1:11.880	66	1 LAP	1:14.062
14	1:02.442	1:11.417	11	1:03.972	1:11.490	32	1 LAP	1:18.191	20	1 LAP	1:14.370
44	1:07.253	1:12.504	18	1 LAP	1:48.700 P				88	1:02.265	1:11.492
			4	1:06.135	1:11.941				27	1 LAP	1:16.541
			14	1:06.566	1:11.731				46	1:10.350	1:11.863
			26	1 LAP	1:19.410				19	2 LAPS	1:25.521
									32	1 LAP	1:28.625