



SILVERSTONE "FINALS"

HISTORIC RACE MEETING

Silverstone Historic Circuit

21st October 2006



Results Provided by MST Sports Timing Ltd
www.msttiming.com

HSCC/HRSR "Bates IT" Historic Racing Saloon Car Championship

QUALIFYING - Race 1

POS	NO	CL	NAME	NAT	ENTRY	TIME	LAPS	GAP	MPH
1	31	B	Les ELY		BMW 2000	1:13.072	12		80.74
2	69	C	Bob BULLEN		Ford Anglia 105E	1:13.390	12	0.318	80.39
3	57	C	Jonathan GOMM		Ford Lotus Cortina	1:13.537	12	0.465	80.23
4	54	C	Neil WOOD		Ford Anglia 105E	1:13.952	12	0.880	79.78
5	32	B	Mark GARRITT		Alfa Romeo Giulia Sports	1:14.000	12	0.928	79.73
6	34	B	Louis BRACEY		Ford Lotus Cortina	1:14.309	12	1.237	79.40
7	51	K3	Michael WRIGLEY		Ford Lotus Cortina	1:14.389	12	1.317	79.31
8	85	D	Roger GODFREY		Austin Mini Cooper S	1:14.445	13	1.373	79.25
9	49	C	Peter HORE		Ford Lotus Cortina	1:14.471	12	1.399	79.23
10	27	K2	Roger COPE		BMW 1800Tisa	1:14.955	12	1.883	78.71
11	83	D	Norman GRIMSHAW		Austin Mini Cooper S	1:15.009	12	1.937	78.66
12	28	K2	Jackie OLIVER		BMW 1800Ti	1:15.130	12	2.058	78.53
13	82	D	Barry LONG		Austin Mini Cooper S	1:15.239	12	2.167	78.42
14	77	D	Roger EBDON		Morris Mini Cooper	1:15.778	10	2.706	77.86
15	50	C	Steve READ		Ford Anglia 105E	1:16.157	8	3.085	77.47
16	29	B	Jon WAGSTAFF		Alfa Romeo Giulia Ti	1:16.212	12	3.140	77.42
17	46	K3	John TRUSLOVE		Ford Lotus Cortina	1:16.785	11	3.713	76.84
18	21	A	Graeme DODD		Jaguar Mk2	1:17.004	6	3.932	76.62
19	7	A	Tony PEARSON		Jaguar S-Type	1:17.210	12	4.138	76.42
20	76	K4	Chris HUNTER		Austin Mini Cooper S	1:17.579	12	4.507	76.05
21	94	E	Steve PLATTS		Singer Chamois	1:17.712	11	4.640	75.92
22	89	E	Adrian OLIVER		Hillman Imp	1:17.835	11	4.763	75.80
23	35	B	James DODD		Alfa Romeo Giulia Sprint GT	1:18.390	6	5.318	75.27
24	87	E	Simon BENOY		Sunbeam Imp	1:18.597	12	5.525	75.07
25	84	K4	Roger PHILLIPS		Austin Mini Cooper	1:19.063	11	5.991	74.62
26	93	E	Graham MARTIN		Singer Chamois	1:19.623	11	6.551	74.10
27	95	E	Shaun HAZLEWOOD		Hillman Imp	1:19.692	11	6.620	74.04
28	43	K3	David BENNETT		Ford Lotus Cortina	1:20.526	11	7.454	73.27
29	75	K2	Roz SHAW		Alfa Romeo Giulia Sprint GT	1:21.704	11	8.632	72.21
30	41	C	Tony FIELDING		Ford Anglia 105E	1:22.476	6	9.404	71.54
31	74	K4	Andrew MASKELL		Ford Anglia 105E	1:23.043	10	9.971	71.05
32	96	E	Timothy BROOK		Austin Mini Cooper	1:23.133	11	10.061	70.97
33	91	E	Vince FROST		Hillman Imp	1:23.213	11	10.141	70.90
34	81	D	Ed GLAISTER		Ford Anglia 100E	1:23.661	11	10.589	70.52

Cars 21, 27, 51, 74 and 93 MUST fit working transponders or not be timed.

Weather/Track - Cloudy/Dry

These results are provisional until the conclusion of any judicial and technical matters.

Silverstone

Circuit Length = 1.6390 miles.

Start: 09:00 End: 09:15

Clerk of Course:	Stewards:	Timekeeper:

HSCC/HRSR "Bates IT" Historic Racing Saloon Car Championship LAP ANALYSIS

7	Tony PEARSON	Jaguar S-Type
1 - 5:22.733	6 - 1:20.289	11 - 1:17.397
2 - 1:23.704	7 - 1:19.895	12 - 1:17.210
3 - 1:20.004	8 - 1:19.235	
4 - 1:31.854	9 - 1:18.192	
5 - 1:19.353	10 - 1:17.572	
21	Graeme DODD	Jaguar Mk2
1 - 5:21.881	6 - 1:42.439P	
2 - 1:22.738		
3 - 1:26.668		
4 - 1:19.080		
5 - 1:17.004		
27	Roger COPE	BMW 1800Tisa
1 - 5:15.122	6 - 1:19.351	11 - 1:14.955
2 - 1:23.812	7 - 1:18.731	12 - 1:15.139
3 - 1:19.171	8 - 1:16.882	
4 - 1:19.318	9 - 1:16.651	
5 - 1:19.297	10 - 1:15.433	
28	Jackie OLIVER	BMW 1800Ti
1 - 5:08.748	6 - 1:19.154	11 - 1:16.567
2 - 1:26.004	7 - 1:18.403	12 - 1:15.130
3 - 1:21.410	8 - 1:16.370	
4 - 1:20.164	9 - 1:16.886	
5 - 1:19.930	10 - 1:15.527	
29	Jon WAGSTAFF	Alfa Romeo Giulia Ti
1 - 5:13.533	6 - 1:21.594	11 - 1:16.584
2 - 1:30.114	7 - 1:20.470	12 - 1:16.212
3 - 1:25.201	8 - 1:19.874	
4 - 1:26.405	9 - 1:18.361	
5 - 1:21.748	10 - 1:18.065	
31	Les ELY	BMW 2000
1 - 5:20.776	6 - 1:16.304	11 - 1:13.966
2 - 1:24.174	7 - 1:18.506	12 - 1:13.072
3 - 1:16.099	8 - 1:14.490	
4 - 1:19.156	9 - 1:13.491	
5 - 1:16.658	10 - 1:13.389	
32	Mark GARRITT	Alfa Romeo Giulia Sports
1 - 5:37.682	6 - 1:16.670	11 - 1:14.093
2 - 1:30.840	7 - 1:16.676	12 - 1:15.070
3 - 1:26.126	8 - 1:15.811	
4 - 1:25.669	9 - 1:14.748	
5 - 1:20.884	10 - 1:14.000	

Cars 21, 27, 51, 74 and 93 MUST fit working transponders or not be timed.
Weather/Track - Cloudy/Dry

Silverstone
Circuit Length = 1.6390 miles.
Start: 09:00 End: 09:15

HSCC/HRSR "Bates IT" Historic Racing Saloon Car Championship

LAP ANALYSIS

(contd.)

34	Louis BRACEY	Ford Lotus Cortina
1 -	5:01.475	6 - 1:18.918 11 - 1:17.397
2 -	1:27.740	7 - 1:18.752 12 - 1:14.309
3 -	1:22.915	8 - 1:16.289
4 -	1:21.413	9 - 1:14.723
5 -	1:19.557	10 - 1:14.365
35	James DODD	Alfa Romeo Guilia Sprint GT
1 -	5:16.436	6 - 1:18.390
2 -	1:22.703	
3 -	1:19.183	
4 -	1:22.888	
5 -	1:18.582	
41	Tony FIELDING	Ford Anglia 105E
1 -	5:37.388	6 - 1:23.305
2 -	1:25.629	
3 -	1:34.081	
4 -	1:22.476	
5 -	1:26.302	
43	David BENNETT	Ford Lotus Cortina
1 -	5:47.221	6 - 1:29.475 11 - 1:20.526
2 -	1:35.706	7 - 1:24.993
3 -	1:27.151	8 - 1:22.084
4 -	1:29.625	9 - 1:20.748
5 -	1:28.360	10 - 1:20.609
46	John TRUSLOVE	Ford Lotus Cortina
1 -	5:50.570	6 - 1:18.909 11 - 1:16.936
2 -	1:33.218	7 - 1:18.265
3 -	1:26.609	8 - 1:18.231
4 -	1:21.379	9 - 1:17.089
5 -	1:21.078	10 - 1:16.785
49	Peter HORE	Ford Lotus Cortina
1 -	5:19.387	6 - 1:24.856 11 - 1:14.789
2 -	1:24.595	7 - 1:17.161 12 - 1:14.471
3 -	1:18.447	8 - 1:15.809
4 -	1:20.456	9 - 1:15.201
5 -	1:18.090	10 - 1:17.206
50	Steve READ	Ford Anglia 105E
1 -	X:00.000	6 - 1:17.348
2 -	1:24.430	7 - 1:16.508
3 -	1:23.833	8 - 1:16.157
4 -	1:17.056	
5 -	1:18.848	

Cars 21, 27, 51, 74 and 93 MUST fit working transponders or not be timed.
Weather/Track - Cloudy/Dry

Silverstone
Circuit Length = 1.6390 miles.
Start: 09:00 End: 09:15

HSCC/HRSR "Bates IT" Historic Racing Saloon Car Championship

LAP ANALYSIS

(contd.)

51	Michael WRIGLEY	Ford Lotus Cortina		
1 -	5:28.068	6 -	1:15.820	11 - 1:14.543
2 -	1:24.038	7 -	1:17.006	12 - 1:14.389
3 -	1:22.453	8 -	1:17.000	
4 -	1:20.015	9 -	1:15.685	
5 -	1:17.455	10 -	1:14.783	
54	Neil WOOD	Ford Anglia 105E		
1 -	5:31.759	6 -	1:16.873	11 - 1:14.467
2 -	1:21.847	7 -	1:17.287	12 - 1:13.952
3 -	1:19.772	8 -	1:16.250	
4 -	1:18.201	9 -	1:14.719	
5 -	1:16.842	10 -	1:14.715	
57	Jonathan GOMM	Ford Lotus Cortina		
1 -	5:05.715	6 -	1:17.253	11 - 1:15.246
2 -	1:24.100	7 -	1:20.064	12 - 1:13.537
3 -	1:22.974	8 -	1:16.086	
4 -	1:22.139	9 -	1:15.036	
5 -	1:20.099	10 -	1:13.720	
69	Bob BULLEN	Ford Anglia 105E		
1 -	5:13.391	6 -	1:17.912	11 - 1:15.339
2 -	1:23.158	7 -	1:18.990	12 - 1:13.390
3 -	1:20.150	8 -	1:15.326	
4 -	1:20.121	9 -	1:15.090	
5 -	1:19.238	10 -	1:13.573	
74	Andrew MASKELL	Ford Anglia 105E		
1 -	5:54.385	6 -	1:28.415	
2 -	1:35.080	7 -	1:25.726	
3 -	1:30.134	8 -	1:24.674	
4 -	1:30.010	9 -	1:23.043	
5 -	1:28.966	10 -	1:56.946P	
75	Roz SHAW	Alfa Romeo Giulia Sprint GT		
1 -	5:43.769	6 -	1:33.232	11 - 1:21.704
2 -	1:38.897	7 -	1:25.660	
3 -	1:34.220	8 -	1:23.045	
4 -	1:31.301	9 -	1:23.199	
5 -	1:29.706	10 -	1:24.548	
76	Chris HUNTER	Austin Mini Cooper S		
1 -	5:29.672	6 -	1:27.746	11 - 1:21.728
2 -	1:26.248	7 -	1:18.971	12 - 1:17.746
3 -	1:21.620	8 -	1:17.579	
4 -	1:21.253	9 -	1:20.869	
5 -	1:19.523	10 -	1:19.618	

Cars 21, 27, 51, 74 and 93 MUST fit working transponders or not be timed.
Weather/Track - Cloudy/Dry

Silverstone
Circuit Length = 1.6390 miles.
Start: 09:00 End: 09:15

HSCC/HRSR "Bates IT" Historic Racing Saloon Car Championship

LAP ANALYSIS

(contd.)

77	Roger EBDON	Morris Mini Cooper	
1 -	5:18.476	6 - 1:23.782	
2 -	1:56.253	7 - 1:16.728	
3 -	1:20.467	8 - 1:16.740	
4 -	1:21.159	9 - 1:16.453	
5 -	1:17.518	10 - 1:15.778	
81	Ed GLAISTER	Ford Anglia 100E	
1 -	5:31.622	6 - 1:25.072	11 - 1:23.733
2 -	1:39.766	7 - 1:26.796	
3 -	1:27.693	8 - 1:26.294	
4 -	1:28.115	9 - 1:23.661	
5 -	1:28.352	10 - 1:23.977	
82	Barry LONG	Austin Mini Cooper S	
1 -	5:35.631	6 - 1:19.288	11 - 1:15.239
2 -	1:27.613	7 - 1:18.391	12 - 1:15.883
3 -	1:22.417	8 - 1:16.653	
4 -	1:24.462	9 - 1:17.693	
5 -	1:21.391	10 - 1:16.496	
83	Norman GRIMSHAW	Austin Mini Cooper S	
1 -	5:14.043	6 - 1:19.008	11 - 1:15.107
2 -	1:23.635	7 - 1:18.131	12 - 1:15.009
3 -	1:19.275	8 - 1:16.595	
4 -	1:21.063	9 - 1:16.467	
5 -	1:19.533	10 - 1:15.502	
84	Roger PHILLIPS	Austin Mini Cooper	
1 -	5:27.948	6 - 1:20.056	11 - 1:19.063
2 -	1:31.793	7 - 1:21.701	
3 -	1:22.602	8 - 1:20.095	
4 -	1:26.845	9 - 1:19.889	
5 -	1:23.310	10 - 1:19.490	
85	Roger GODFREY	Austin Mini Cooper S	
1 -	4:57.005	6 - 1:16.111	11 - 1:14.915
2 -	1:20.331	7 - 1:16.263	12 - 1:14.540
3 -	1:19.622	8 - 1:15.285	13 - 1:14.445
4 -	1:18.695	9 - 1:15.104	
5 -	1:18.838	10 - 1:14.815	
87	Simon BENOY	Sunbeam Imp	
1 -	5:10.472	6 - 1:19.671	11 - 1:19.459
2 -	1:26.047	7 - 1:20.156	12 - 1:18.889
3 -	1:24.340	8 - 1:21.725	
4 -	1:24.496	9 - 1:18.887	
5 -	1:22.689	10 - 1:18.597	

Cars 21, 27, 51, 74 and 93 MUST fit working transponders or not be timed.
Weather/Track - Cloudy/Dry

Silverstone
Circuit Length = 1.6390 miles.
Start: 09:00 End: 09:15

HSCC/HRSR "Bates IT" Historic Racing Saloon Car Championship

LAP ANALYSIS

(contd.)

89	Adrian OLIVER	Hillman Imp
1 - 5:35.354	6 - 1:20.102	11 - 1:18.195
2 - 1:33.849	7 - 1:18.348	
3 - 1:25.939	8 - 1:17.835	
4 - 1:25.934	9 - 1:18.372	
5 - 1:23.877	10 - 1:18.139	
91	Vince FROST	Hillman Imp
1 - 5:49.877	6 - 1:28.816	11 - 1:25.927
2 - 1:36.098	7 - 1:23.213	
3 - 1:27.957	8 - 1:25.503	
4 - 1:26.728	9 - 1:27.656	
5 - 1:28.878	10 - 1:26.862	
93	Graham MARTIN	Singer Chamois
1 - 5:44.255	6 - 1:23.828	11 - 1:20.222
2 - 1:33.380	7 - 1:19.623	
3 - 1:51.272	8 - 1:22.087	
4 - 1:26.519	9 - 1:20.632	
5 - 1:24.107	10 - 1:21.067	
94	Steve PLATTS	Singer Chamois
1 - 5:50.276	6 - 1:19.239	11 - 1:19.401
2 - 1:35.433	7 - 1:19.053	
3 - 1:23.042	8 - 1:17.953	
4 - 1:23.763	9 - 1:17.712	
5 - 1:21.292	10 - 1:18.643	
95	Shaun HAZLEWOOD	Hillman Imp
1 - 5:32.312	6 - 1:39.488	11 - 1:19.692
2 - 1:33.764	7 - 1:22.295	
3 - 1:24.996	8 - 1:21.023	
4 - 1:25.844	9 - 1:21.390	
5 - 1:28.473	10 - 1:19.719	
96	Timothy BROOK	Austin Mini Cooper
1 - 5:03.930	6 - 1:26.292	11 - 1:23.371
2 - 1:30.222	7 - 1:25.187	
3 - 1:28.289	8 - 1:23.866	
4 - 1:27.688	9 - 1:23.253	
5 - 1:26.090	10 - 1:23.133	

Cars 21, 27, 51, 74 and 93 MUST fit working transponders or not be timed.
Weather/Track - Cloudy/Dry


Silverstone
Circuit Length = 1.6390 miles.
Start: 09:00 End: 09:15

HSCC/HRSR "Bates IT" Historic Racing Saloon Car Championship

GRID - Race 1

ROW 17	1:23.213 91 FROST	1:23.661 81 GLAISTER
ROW 16	1:23.043 74 MASKELL	1:23.133 96 BROOK
ROW 15	1:21.704 75 SHAW	1:22.476 41 FIELDING
ROW 14	1:19.692 95 HAZLEWOOD	1:20.526 43 BENNETT
ROW 13	1:19.063 84 PHILLIPS	1:19.623 93 MARTIN
ROW 12	1:18.390 35 DODD	1:18.597 87 BENOY
ROW 11	1:17.712 94 PLATTS	1:17.835 89 OLIVER
ROW 10	1:17.210 7 PEARSON	1:17.579 76 HUNTER
ROW 9	1:16.785 46 TRUSLOVE	1:17.004 21 DODD
ROW 8	1:16.157 50 READ	1:16.212 29 WAGSTAFF
ROW 7	1:15.239 82 LONG	1:15.778 77 EBDON
ROW 6	1:15.009 83 GRIMSHAW	1:15.130 28 OLIVER
ROW 5	1:14.471 49 HORE	1:14.955 27 COPE
ROW 4	1:14.389 51 WRIGLEY	1:14.445 85 GODFREY
ROW 3	1:14.000 32 GARRITT	1:14.309 34 BRACEY
ROW 2	1:13.537 57 GOMM	1:13.952 54 WOOD
ROW 1	1:13.072 31 ELY	1:13.390 69 BULLEN

POLE



Cars 21, 27, 51, 74 and 93 MUST fit working transponders or not be timed.

Weather/Track - Cloudy/Dry

These results are provisional until the conclusion of any judicial and technical matters.

Silverstone

Circuit Length = 1.6390 miles.

Start: 09:00 End: 09:15

Clerk of Course:	Stewards:	Timekeeper:
------------------	-----------	-------------

HSCC/HRSR "Bates IT" Historic Racing Saloon Car Championship

RACE RESULT - Race 1

POS	NO	CL	NAME	NAT	ENTRY	TIME	LAPS	GAP	MPH	BEST
1	34	B	Louis BRACEY		Ford Lotus Cortina	6:16.059	5		78.92	1:12.521
2	31	B	Les ELY		BMW 2000	6:16.815	5	0.756	78.76	1:12.678
3	57	C	Jonathan GOMM		Ford Lotus Cortina	6:17.194	5	1.135	78.68	1:12.533
4	54	C	Neil WOOD		Ford Anglia 105E	6:19.288	5	3.229	78.24	1:13.451
5	28	K2	Jackie OLIVER		BMW 1800Ti	6:19.997	5	3.938	78.10	1:13.255
6	83	D	Norman GRIMSHAW		Austin Mini Cooper S	6:24.372	5	8.313	77.21	1:14.080
7	32	B	Mark GARRITT		Alfa Romeo Giulia Sports	6:24.541	5	8.482	77.17	1:13.762
8	77	D	Roger EBDON		Morris Mini Cooper	6:26.697	5	10.638	76.74	1:14.177
9	69	C	Bob BULLEN		Ford Anglia 105E	6:37.481	5	21.422	74.66	1:15.879
10	7	A	Tony PEARSON		Jaguar S-Type	6:41.760	5	25.701	73.87	1:17.432
11	46	K3	Rob KERKHOVEN		Ford Lotus Cortina	6:42.158	5	26.099	73.79	1:16.226
12	89	E	Adrian OLIVER		Hillman Imp	6:43.267	5	27.208	73.59	1:17.312
13	94	E	Steve PLATTS		Singer Chamois	6:44.394	5	28.335	73.39	1:17.594
14	84	K4	Roger PHILLIPS		Austin Mini Cooper	6:44.604	5	28.545	73.35	1:18.098
15	76	K4	Chris HUNTER		Austin Mini Cooper S	6:44.765	5	28.706	73.32	1:17.061
16	75	K2	Roz SHAW		Alfa Romeo Giulia Sprint GT	6:54.676	5	38.617	71.57	1:19.616
17	43	K3	David BENNETT		Ford Lotus Cortina	7:01.992	5	45.933	70.32	1:20.201
18	81	D	Ed GLAISTER		Ford Anglia 100E	7:03.839	5	47.780	70.02	1:21.067
19	91	E	Vince FROST		Hillman Imp	7:10.794	5	54.735	68.89	1:22.184
20	96	E	Timothy BROOK		Austin Mini Cooper	7:11.599	5	55.540	68.76	1:21.999

NOT CLASSIFIED

95	E	Shaun HAZLEWOOD		Hillman Imp	1:58.103	1	D.N.F.	51.45		
----	---	-----------------	--	-------------	----------	---	--------	-------	--	--

FASTEST LAP

34	B	Louis BRACEY		Ford Lotus Cortina	1:12.521	4	81.36mph	130.93kph
57	C	Jonathan GOMM		Ford Lotus Cortina	1:12.533	4	81.34mph	130.91kph
28	K2	Jackie OLIVER		BMW 1800Ti	1:13.255	4	80.54mph	129.62kph
83	D	Norman GRIMSHAW		Austin Mini Cooper S	1:14.080	4	79.64mph	128.18kph
46	K3	Rob KERKHOVEN		Ford Lotus Cortina	1:16.226	4	77.40mph	124.57kph
76	K4	Chris HUNTER		Austin Mini Cooper S	1:17.061	4	76.56mph	123.22kph
89	E	Adrian OLIVER		Hillman Imp	1:17.312	4	76.31mph	122.82kph
7	A	Tony PEARSON		Jaguar S-Type	1:17.432	4	76.20mph	122.63kph

Weather/Track - Cloudy/Dry

These results are provisional until the conclusion of any judicial and technical matters.

Silverstone
Circuit Length = 1.6390 miles.
Start: 13:45 End: 13:51

Clerk of Course:	Stewards:	Timekeeper:
------------------	-----------	-------------

HSCC/HRSR "Bates IT" Historic Racing Saloon Car Championship

LAP CHART

Lap 1			Lap 2			Lap 3			Lap 4			Lap 5		
No	Behind	Laptime	No	Behind	Laptime	No	Behind	Laptime	No	Behind	Laptime	No	Behind	Laptime
31		1:22.623	31		1:14.118	34		1:13.677	34		1:12.521	34		1:12.907
34	0.213	1:22.836	34	0.213	1:14.118	31	0.388	1:14.278	31	0.985	1:13.118	31	0.756	1:12.678
54	1.590	1:24.213	54	1.522	1:14.050	54	1.211	1:13.579	57	1.411	1:12.533	57	1.135	1:12.631
57	1.797	1:24.420	57	1.717	1:14.038	57	1.399	1:13.572	54	2.685	1:13.995	54	3.229	1:13.451
28	2.338	1:24.961	28	2.267	1:14.047	28	2.223	1:13.846	28	2.957	1:13.255	28	3.938	1:13.888
51	3.396	1:26.019	83	4.644	1:15.186	83	5.117	1:14.363	83	6.676	1:14.080	83	8.313	1:14.544
83	3.576	1:26.199	51	4.747	1:15.469	32	5.636	1:14.320	32	6.877	1:13.762	32	8.482	1:14.512
77	3.859	1:26.482	32	5.206	1:14.932	27	6.240	1:14.517	27	7.800	1:14.081	27	9.171	1:14.278
32	4.392	1:27.015	77	5.476	1:15.735	77	7.524	1:15.938	77	9.368	1:14.365	77	10.638	1:14.177
27	4.500	1:27.123	27	5.613	1:15.231	51	7.624	1:16.767	51	9.900	1:14.797	51	11.828	1:14.835
69	6.702	1:29.325	69	9.476	1:16.892	69	12.246	1:16.660	69	18.450	1:18.725	69	21.422	1:15.879
7	7.092	1:29.715	7	11.889	1:18.915	7	16.187	1:18.188	7	21.098	1:17.432	7	25.701	1:17.510
89	7.265	1:29.888	89	12.050	1:18.903	76	16.720	1:17.898	76	21.260	1:17.061	46	26.099	1:16.823
93	7.653	1:30.276	94	12.608	1:17.594	89	16.954	1:18.794	89	21.745	1:17.312	89	27.208	1:18.370
76	8.338	1:30.961	76	12.712	1:18.492	84	17.142	1:18.098	46	22.183	1:16.226	94	28.335	1:17.933
84	8.593	1:31.216	84	12.934	1:18.459	94	17.805	1:19.087	84	22.887	1:18.266	84	28.545	1:18.565
94	9.132	1:31.755	93	13.248	1:19.713	93	18.023	1:18.665	94	23.309	1:18.025	76	28.706	1:20.353
75	12.112	1:34.735	46	16.017	1:17.764	46	18.478	1:16.351	93	23.554	1:18.052	93	28.860	1:18.213
46	12.371	1:34.994	75	18.907	1:20.913	75	24.633	1:19.616	75	31.798	1:19.686	75	38.617	1:19.726
81	13.790	1:36.413	81	21.183	1:21.511	74	28.739	1:20.675	74	37.028	1:20.810	74	45.364	1:21.243
74	14.681	1:37.304	74	21.954	1:21.391	81	29.473	1:22.180	43	38.639	1:20.642	43	45.933	1:20.201
43	15.864	1:38.487	43	24.176	1:22.430	43	30.518	1:20.232	81	39.620	1:22.668	81	47.780	1:21.067
91	16.227	1:38.850	91	26.385	1:24.276	91	35.335	1:22.840	91	45.458	1:22.644	91	54.735	1:22.184
96	17.055	1:39.678	96	26.615	1:23.678	96	36.319	1:23.594	96	46.448	1:22.650	96	55.540	1:21.999
95	35.480	1:58.103P												

HSCC Classic Formula 3 Championship

QUALIFYING - Race 2

POS	NO	CL	NAME	NAT	ENTRY	TIME	LAPS	GAP	MPH
1	17	A	Keith WHITE		Ralt RT1	1:00.502	16		97.52
2	7	A	Richard TROTT		Chevron B43	1:01.018	16	0.516	96.69
3	2	A	Neil DUNKEL		Argo JM3	1:01.451	14	0.949	96.01
4	8	A	Peter WILLIAMS		Ralt RT1	1:01.498	15	0.996	95.94
5	63	A	Paul SMITH		Ralt RT1	1:01.511	15	1.009	95.92
6	30	A	Mike LITTLEWOOD		March 793	1:01.619	15	1.117	95.75
7	4	A	Paul CAMPFIELD		March 803	1:02.616	13	2.114	94.23
8	40	A	Hugh PRICE		Chevron B38	1:02.853	15	2.351	93.87
9	5	A	Paul WYETH		March 793	1:03.366	15	2.864	93.11
10	22	A	Geoffrey HOODLESS		March 803	1:03.422	15	2.920	93.03
11	48	C	Nicholas PEARCE		Delta T78/79	1:03.425	15	2.923	93.03
12	54	C	Peter RICHARDS		Delta T79	1:04.377	15	3.875	91.65
13	52	A	James PARSONS		March 803B	1:04.585	9	4.083	91.35
14	60	C	Nigel GRANT		Delta T78	1:04.612	15	4.110	91.32
15	42	A	Tom THORNTON		Argo JM3	1:06.061	8	5.559	89.31
16	76	A	David O'DWYER		March 793	1:06.408	14	5.906	88.85
17	74	C	Seamus DOYLE		Lola T580	1:06.931	14	6.429	88.15
18	18	A	Ian SHERIN		Ralt RT1	1:07.511	14	7.009	87.39
19	69	B	Albert CLEMENTS		Lotus 69	1:08.424	13	7.922	86.23
20	31	A	Matthew STURMER		GRD 376	1:09.764	12	9.262	84.57

Car 4 MUST fit working transponder please, or not be timed.

Weather/Track - Cloudy/Dry

These results are provisional until the conclusion of any judicial and technical matters.

Silverstone

Circuit Length = 1.6390 miles.

Start: 09:16 End: 09:31

Clerk of Course:	Stewards:	Timekeeper:

HSCC Classic Formula 3 Championship LAP ANALYSIS

2	Neil DUNKEL	Argo JM3			
1 -	3:43.391	6 -	1:02.977	11 -	1:02.783
2 -	1:08.389	7 -	1:02.221	12 -	1:01.498
3 -	1:04.903	8 -	1:02.880	13 -	1:01.563
4 -	1:15.447P	9 -	1:01.934	14 -	1:01.451
5 -	2:00.562	10 -	1:06.016		
4	Paul CAMPFIELD	March 803			
1 -	6:04.735	6 -	1:02.616	11 -	1:04.310
2 -	1:04.245	7 -	1:02.918	12 -	1:03.623
3 -	1:03.766	8 -	1:03.557	13 -	1:03.726
4 -	1:04.548	9 -	1:03.613		
5 -	1:03.193	10 -	1:04.963		
5	Paul WYETH	March 793			
1 -	3:36.479	6 -	1:04.728	11 -	1:05.126
2 -	1:08.918	7 -	1:04.431	12 -	1:05.755
3 -	1:05.811	8 -	1:04.216	13 -	1:08.422
4 -	1:06.882	9 -	1:05.593	14 -	1:03.366
5 -	1:05.425	10 -	1:04.663	15 -	1:03.513
7	Richard TROTT	Chevron B43			
1 -	3:26.704	6 -	1:03.241	11 -	1:01.551
2 -	1:06.687	7 -	1:01.722	12 -	1:01.018
3 -	1:03.599	8 -	1:01.407	13 -	1:01.280
4 -	1:02.037	9 -	1:01.582	14 -	1:01.151
5 -	1:01.372	10 -	1:01.791	15 -	1:04.132
8	Peter WILLIAMS	Ralt RT1			
1 -	3:37.591	6 -	1:01.844	11 -	1:01.831
2 -	1:05.757	7 -	1:11.995	12 -	1:01.498
3 -	1:03.070	8 -	1:02.975	13 -	1:01.839
4 -	1:02.396	9 -	1:02.395	14 -	1:01.570
5 -	1:02.609	10 -	1:01.950	15 -	1:01.592
17	Keith WHITE	Ralt RT1			
1 -	3:28.542	6 -	1:01.806	11 -	1:00.670
2 -	1:08.257	7 -	1:01.796	12 -	1:00.599
3 -	1:03.955	8 -	1:01.107	13 -	1:00.502
4 -	1:02.632	9 -	1:00.677	14 -	1:00.921
5 -	1:02.127	10 -	1:01.847	15 -	1:02.490
18	Ian SHERIN	Ralt RT1			
1 -	3:35.529	6 -	1:08.616	11 -	1:12.518
2 -	1:37.048	7 -	1:08.607	12 -	1:09.469
3 -	1:09.233	8 -	1:07.984	13 -	1:07.511
4 -	1:09.225	9 -	1:10.682	14 -	1:08.400
5 -	1:10.290	10 -	1:09.293		

Car 4 MUST fit working transponder please, or not be timed.
Weather/Track - Cloudy/Dry

Silverstone
Circuit Length = 1.6390 miles.
Start: 09:16 End: 09:31

HSCC Classic Formula 3 Championship

LAP ANALYSIS

(contd.)

22	Geoffrey HOODLESS	March 803
1 -	3:45.208	6 - 1:04.428
2 -	1:07.941	7 - 1:04.244
3 -	1:05.179	8 - 1:03.882
4 -	1:05.511	9 - 1:03.959
5 -	1:05.570	10 - 1:04.847
		11 - 1:03.422
		12 - 1:05.472
		13 - 1:04.575
		14 - 1:03.461
		15 - 1:03.599
30	Mike LITTLEWOOD	March 793
1 -	3:38.071	6 - 1:02.854
2 -	1:09.135	7 - 1:02.514
3 -	1:05.233	8 - 1:03.303
4 -	1:03.834	9 - 1:03.580
5 -	1:03.089	10 - 1:03.346
		11 - 1:02.561
		12 - 1:02.181
		13 - 1:03.460
		14 - 1:02.265
		15 - 1:01.619
31	Matthew STURMER	GRD 376
1 -	3:46.590	6 - 1:34.559
2 -	1:17.525	7 - 1:10.638
3 -	1:10.689	8 - 1:15.458
4 -	1:09.764	9 - 1:12.626
5 -	1:51.702P	10 - 1:10.971
		11 - 1:12.720
		12 - 1:11.738
40	Hugh PRICE	Chevron B38
1 -	3:31.202	6 - 1:05.378
2 -	1:07.415	7 - 1:03.537
3 -	1:05.598	8 - 1:03.681
4 -	1:04.141	9 - 1:04.124
5 -	1:04.015	10 - 1:03.619
		11 - 1:03.836
		12 - 1:02.853
		13 - 1:04.958
		14 - 1:03.804
		15 - 1:03.209
42	Tom THORNTON	Argo JM3
1 -	9:43.425P	6 - 1:08.292
2 -	1:24.464	7 - 1:06.061
3 -	1:07.457	8 - 1:19.802
4 -	1:06.395	
5 -	1:11.100	
48	Nicholas PEARCE	Delta T78/79
1 -	3:23.653	6 - 1:04.053
2 -	1:08.082	7 - 1:08.201
3 -	1:05.810	8 - 1:05.771
4 -	1:04.819	9 - 1:04.948
5 -	1:04.381	10 - 1:04.293
		11 - 1:04.551
		12 - 1:03.469
		13 - 1:03.425
		14 - 1:03.957
		15 - 1:03.433
52	James PARSONS	March 803B
1 -	9:44.481P	6 - 1:05.796
2 -	1:24.214	7 - 1:04.938
3 -	1:06.863	8 - 1:04.585
4 -	1:05.596	9 - 1:05.051
5 -	1:07.121	

Car 4 MUST fit working transponder please, or not be timed.
Weather/Track - Cloudy/Dry

Silverstone
Circuit Length = 1.6390 miles.
Start: 09:16 End: 09:31

HSCC Classic Formula 3 Championship

LAP ANALYSIS

(contd.)

54	Peter RICHARDS	Delta T79			
1 -	3:31.731	6 -	1:05.501	11 -	1:04.813
2 -	1:10.231	7 -	1:05.352	12 -	1:04.547
3 -	1:08.074	8 -	1:04.406	13 -	1:06.764
4 -	1:09.687	9 -	1:04.377	14 -	1:05.897
5 -	1:05.933	10 -	1:06.273	15 -	1:04.510
60	Nigel GRANT	Delta T78			
1 -	3:29.130	6 -	1:06.278	11 -	1:05.356
2 -	1:15.319	7 -	1:05.543	12 -	1:04.959
3 -	1:10.173	8 -	1:05.273	13 -	1:04.865
4 -	1:08.736	9 -	1:04.971	14 -	1:04.612
5 -	1:07.815	10 -	1:04.982	15 -	1:05.124
63	Paul SMITH	Ralt RT1			
1 -	3:32.691	6 -	1:03.575	11 -	1:21.979
2 -	1:06.786	7 -	1:02.151	12 -	1:04.627
3 -	1:03.224	8 -	1:02.247	13 -	1:02.632
4 -	1:02.493	9 -	1:01.655	14 -	1:02.196
5 -	1:02.714	10 -	1:01.511	15 -	1:01.920
69	Albert CLEMENTS	Lotus 69			
1 -	3:32.641	6 -	1:08.496	11 -	1:10.931
2 -	1:41.390	7 -	1:09.164	12 -	1:08.424
3 -	1:11.294	8 -	1:10.207	13 -	1:11.213
4 -	1:09.731	9 -	1:08.641		
5 -	1:09.376	10 -	1:10.827		
74	Seamus DOYLE	Lola T580			
1 -	3:34.579	6 -	1:07.921	11 -	1:06.931
2 -	1:15.133	7 -	1:07.616	12 -	1:07.246
3 -	1:09.518	8 -	1:07.269	13 -	1:08.161
4 -	1:08.023	9 -	1:07.751	14 -	1:07.895
5 -	1:08.366	10 -	1:07.361		
76	David O'DWYER	March 793			
1 -	3:41.735	6 -	1:08.343	11 -	1:08.265
2 -	1:14.710	7 -	1:07.562	12 -	1:07.157
3 -	1:11.665	8 -	1:08.574	13 -	1:06.581
4 -	1:08.963	9 -	1:08.920	14 -	1:06.408
5 -	1:08.406	10 -	1:10.850		

Car 4 MUST fit working transponder please, or not be timed.
Weather/Track - Cloudy/Dry

Silverstone
Circuit Length = 1.6390 miles.
Start: 09:16 End: 09:31

HSCC Classic Formula 3 Championship

GRID - Race 2

ROW 10	31	1:09.764	STURMER	69	1:08.424	CLEMENTS
ROW 9	18	1:07.511	SHERIN	74	1:06.931	DOYLE
ROW 8	76	1:06.408	O'DWYER	42	1:06.061	THORNTON
ROW 7	60	1:04.612	GRANT	52	1:04.585	PARSONS
ROW 6	54	1:04.377	RICHARDS	48	1:03.425	PEARCE
ROW 5	22	1:03.422	HOODLESS	5	1:03.366	WYETH
ROW 4	40	1:02.853	PRICE	4	1:02.616	CAMPFIELD
ROW 3	30	1:01.619	LITTLEWOOD	63	1:01.511	SMITH
ROW 2	8	1:01.498	WILLIAMS	2	1:01.451	DUNKEL
ROW 1	7	1:01.018	TROTT	17	1:00.502	WHITE
POLE						

Car 4 MUST fit working transponder please, or not be timed.

Weather/Track - Cloudy/Dry

These results are provisional until the conclusion of any judicial and technical matters.

Silverstone

Circuit Length = 1.6390 miles.

Start: 09:16 End: 09:31

Clerk of Course:	Stewards:	Timekeeper:
------------------	-----------	-------------

HSCC Classic Formula 3 Championship

RACE RESULT - Race 2 - Amended

POS	NO	CL	NAME	NAT	ENTRY	TIME	LAPS	GAP	MPH	BEST
1	63	A	Paul SMITH		Ralt RT1	15:59.075	13		80.16	1:06.539
2	4	A	Paul CAMPFIELD		March 803	16:08.011	13	8.936	79.42	1:07.748
3	2	A	Neil DUNKEL		Argo JM3	16:09.475	13	10.400	79.30	1:05.781
4	7	A	Richard TROTT		Chevron B43	16:10.709	13	11.634	79.20	1:05.357
5	8	A	Peter WILLIAMS		Ralt RT1	16:14.722	13	15.647	78.87	1:06.334
6	17	A	Keith WHITE		Ralt RT1	16:18.454	13	19.379	78.57	1:05.043
7	48	C	Nicholas PEARCE		Delta T78/79	16:19.576	13	20.501	78.48	1:07.441
8	30	A	Mike LITTLEWOOD		March 793	16:23.087	13	24.012	78.20	1:08.406
9	40	A	Hugh PRICE		Chevron B38	16:23.573	13	24.498	78.16	1:09.653
10	5	A	Paul WYETH		March 793	16:38.072	13	38.997	77.03	1:08.579
11	60	C	Nigel GRANT		Delta T78	16:51.284	13	52.209	76.02	1:09.090
12	22	A	Geoffrey HOODLESS		March 803	16:53.266	13	54.191	75.87	1:06.578
13	54	C	Peter RICHARDS		Delta T79	17:01.003	13	1:01.928	75.30	1:09.729
14	74	C	Seamus DOYLE		Lola T580	17:08.527	13	1:09.452	74.74	1:10.332
15	18	A	Ian SHERIN		Ralt RT1	17:17.209	13	1:18.134	74.12	1:09.519
16	42	A	Tom THORNTON		Argo JM3	15:59.675	12	1 LAP	73.96	1:08.356
17	31	A	Matthew STURMER		GRD 376	16:01.412	11	2 LAPS	67.69	1:12.954
18	52	A	James PARSONS		March 803B	16:11.491	11	2 LAPS	66.99	1:14.627

NOT CLASSIFIED

76	A	David O'DWYER	March 793	0	D.N.F.	N/A
69	B	Albert CLEMENTS	Lotus 69	0	D.N.F.	N/A

FASTEST LAP

17	A	Keith WHITE	Ralt RT1	1:05.043	4	90.71mph	145.99kph
48	C	Nicholas PEARCE	Delta T78/79	1:07.441	4	87.49mph	140.80kph

Car 4 - Reinstated into result on production of transponder

Weather/Track - Cloudy/Dry

These results are provisional until the conclusion of any judicial and technical matters.

Silverstone

Circuit Length = 1.6390 miles.

Start: 13:58 End: 14:13

Clerk of Course:	Stewards:	Timekeeper:
------------------	-----------	-------------

HSCC Classic Formula 3 Championship

LAP CHART

Lap 1			Lap 2			Lap 3			Lap 4			Lap 5		
No	Behind	Laptime	No	Behind	Laptime	No	Behind	Laptime	No	Behind	Laptime	No	Behind	Laptime
17		1:13.909	17		1:17.510	17		1:07.108	17		1:05.043	17		1:07.225
8	4.415	1:18.324	63	1.135	1:14.033	63	1.584	1:07.557	63	3.080	1:06.539	63	3.638	1:07.783
63	4.612	1:18.521	4	2.049	1:13.331	4	3.302	1:08.361	8	4.786	1:06.334	8	5.604	1:08.043
4	6.228	1:20.137	8	2.658	1:15.753	8	3.495	1:07.945	2	4.954	1:05.781	2	5.893	1:08.164
22	6.350	1:20.259	22	3.529	1:14.689	2	4.216	1:07.437	4	6.007	1:07.748	4	7.170	1:08.388
30	7.122	1:21.031	48	3.774	1:14.027	22	5.328	1:08.907	22	6.863	1:06.578	22	9.576	1:09.938
48	7.257	1:21.166	2	3.887	1:13.427	48	5.835	1:09.169	48	8.233	1:07.441	48	10.401	1:09.393
40	7.754	1:21.663	30	5.678	1:16.066	30	7.699	1:09.129	30	11.062	1:08.406	7	12.517	1:08.057
2	7.970	1:21.879	40	5.945	1:15.701	40	8.490	1:09.653	7	11.685	1:05.357	30	16.143	1:12.306
5	8.900	1:22.809	52	6.420	1:14.627	5	9.321	1:09.190	5	12.857	1:08.579	5	16.466	1:10.834
52	9.303	1:23.212	5	7.239	1:15.849	42	9.999	1:09.378	42	13.312	1:08.356	40	17.028	1:10.941
42	9.633	1:23.542	42	7.729	1:15.606	7	11.371	1:06.464	40	13.312	1:09.865	54	23.324	1:13.509
54	11.303	1:25.212	54	8.628	1:14.835	54	12.354	1:10.834	54	17.040	1:09.729	60	24.895	1:13.372
60	11.949	1:25.858	60	9.939	1:15.500	60	14.701	1:11.870	60	18.748	1:09.090	18	27.271	1:14.357
74	12.957	1:26.866	74	11.338	1:15.891	18	15.663	1:11.300	18	20.139	1:09.519	74	29.503	1:14.502
18	13.078	1:26.987	18	11.471	1:15.903	74	16.937	1:12.707	74	22.226	1:10.332	42	29.958	1:23.871
7	21.432	1:35.341	7	12.015	1:08.093	31	40.875	1:12.954	31	1:03.863	1:28.031			
31	33.077	1:46.986	31	35.029	1:19.462				52	1 LAP	3:11.560			

HSCC Classic Formula 3 Championship

LAP CHART

(contd.)

Lap 6			Lap 7			Lap 8			Lap 9			Lap 10		
No	Behind	Laptime	No	Behind	Laptime	No	Behind	Laptime	No	Behind	Laptime	No	Behind	Laptime
17		1:12.727	17		1:16.997	63		1:17.363	63		1:16.097	63		1:15.940
52	2 LAPS	1:16.192	63	0.790	1:15.136	2	1.141	1:16.681	2	1.878	1:16.834	2	2.222	1:16.284
63	2.651	1:11.740	2	2.613	1:14.682	8	5.315	1:18.217	8	6.683	1:17.465	8	7.977	1:17.234
2	4.928	1:11.762	52	2 LAPS	1:17.678	52	2 LAPS	1:20.891	4	8.422	1:17.855	4	9.437	1:16.955
8	6.628	1:13.751	8	5.251	1:15.620	4	6.664	1:17.698	52	2 LAPS	1:19.207	52	2 LAPS	1:18.170
4	7.583	1:13.140	4	7.119	1:16.533	7	12.824	1:18.216	7	14.236	1:17.509	7	15.671	1:17.375
48	14.305	1:16.631	7	12.761	1:15.421	17	14.273	1:32.426	17	17.819	1:19.643	17	20.486	1:18.607
7	14.337	1:14.547	48	14.366	1:17.058	48	14.452	1:18.239	48	19.539	1:21.184	48	21.419	1:17.820
30	19.421	1:16.005	30	20.577	1:18.153	30	20.371	1:17.947	30	22.887	1:18.613	30	24.501	1:17.554
40	19.851	1:15.550	40	21.210	1:18.356	40	21.321	1:18.264	40	24.283	1:19.059	40	25.202	1:16.859
5	19.992	1:16.253	5	21.519	1:18.524	5	23.030	1:19.664	5	25.472	1:18.539	22	28.817	1:18.498
31	1 LAP	1:36.501	22	23.277	1:17.169	22	23.959	1:18.835	22	26.259	1:18.397	5	29.810	1:20.278
22	23.105	1:26.256	54	31.430	1:19.775	54	32.469	1:19.192	54	36.087	1:19.715	54	39.288	1:19.141
54	28.652	1:18.055	60	33.526	1:20.372	60	35.628	1:20.255	60	38.908	1:19.377	60	42.011	1:19.043
60	30.151	1:17.983	31	1 LAP	1:33.674	74	45.314	1:22.447	74	51.753	1:22.536	74	57.532	1:21.719
18	32.554	1:18.010	74	41.020	1:21.576	31	1 LAP	1:28.645	18	52.169	1:20.245	18	57.824	1:21.595
74	36.441	1:19.665	18	44.367	1:28.810	18	48.021	1:21.807	42	54.160	1:21.361	31	1 LAP	1:22.536
42	43.592	1:26.361	42	46.669	1:20.074	42	48.896	1:20.380	31	1 LAP	1:25.605	42	1:09.753	1:31.533

HSCC Classic Formula 3 Championship

LAP CHART

(contd.)

Lap 11			Lap 12			Lap 13			Lap 14			Lap 15		
No	Behind	Laptime	No	Behind	Laptime	No	Behind	Laptime	No	Behind	Laptime	No	Behind	Laptime
63		1:16.184	63		1:17.286	63		1:14.896						
8	9.398	1:17.605	4	8.560	1:16.030	42	1 LAP	1:19.825						
4	9.816	1:16.563	2	10.439	1:17.730	31	2 LAPS	1:22.881						
2	9.995	1:23.957	52	2 LAPS	1:17.044	4	8.936	1:15.272						
52	2 LAPS	1:17.164	7	13.074	1:14.589	2	10.400	1:14.857						
7	15.771	1:16.284	8	16.311	1:24.199	7	11.634	1:13.456						
17	21.881	1:17.579	17	20.026	1:15.431	52	2 LAPS	1:15.746						
48	23.034	1:17.799	48	21.086	1:15.338	8	15.647	1:14.232						
30	24.853	1:16.536	30	23.522	1:15.955	17	19.379	1:14.249						
40	25.448	1:16.430	40	23.870	1:15.708	48	20.501	1:14.311						
22	30.702	1:18.069	22	29.647	1:16.231	30	24.012	1:15.386						
5	32.641	1:19.015	5	34.171	1:18.816	40	24.498	1:15.524						
54	41.668	1:18.564	60	47.543	1:20.911	5	38.997	1:19.722						
60	43.918	1:18.091	54	57.588	1:33.206	60	52.209	1:19.562						
74	1:02.414	1:21.066	74	1:05.218	1:20.090	22	54.191	1:39.440						
18	1:02.427	1:20.787	18	1:05.676	1:20.535	54	1:01.928	1:19.236						
31	1 LAP	1:24.137				74	1:09.452	1:19.130						
42	1:12.957	1:19.388				18	1:18.134	1:27.354						

HSCC 70s Road Sports

QUALIFYING - Race 3

POS	NO	CL	NAME	NAT	ENTRY	TIME	LAPS	GAP	MPH
1	3	A	Paul CONWAY		Morgan Plus 8	1:10.329	14		83.89
2	7	A	Richard THORNE		Morgan Plus 8	1:10.419	14	0.090	83.79
3	64	A	Paul ANDERSON		Porsche 928	1:10.576	13	0.247	83.60
4	24	B	Charles BARTER		Datsun 240Z	1:10.756	14	0.427	83.39
5	29	A	Phil BRIGGS		Porsche 928	1:11.089	13	0.760	83.00
6	9	B	Julian BARTER		TVR 3000M	1:11.777	13	1.448	82.20
7	54	C	Chris HOLLAND		Lotus 7 S4	1:11.866	14	1.537	82.10
8	2	A	Adam BAGNALL		Jaguar E-Type	1:11.868	13	1.539	82.10
9	4	A	Robin GRAY		Pontiac Firebird	1:12.007	13	1.678	81.94
10	41	C	Howard BENTHAM		Lotus Elan	1:12.427	13	2.098	81.46
11	40	C	Bill BRAITHWAITE		Lotus Elan	1:13.486	13	3.157	80.29
12	89	A	Ralph HARWOOD-PENN		MGB GTV8	1:13.935	13	3.606	79.80
13	16	A	Trevor ROWNEY		MGB GTV8	1:14.295	13	3.966	79.41
14	33	B	Clive FOSKETT		Datsun 240Z	1:14.763	13	4.434	78.92
15	31	A	Mark BENNETT		MGB GTV8	1:14.937	13	4.608	78.73
16	42	C	Ross BRAITHWAITE		Lotus Europa	1:15.017	12	4.688	78.65
17	98	D2	Bob TROTTER		Ford Escort RS	1:15.411	13	5.082	78.24
18	26	B	Paul STAFFORD		Datsun 240Z	1:15.575	13	5.246	78.07
19	1	D1	John THOMASON		Triumph Spitfire	1:15.798	13	5.469	77.84
20	75	D2	James NAIRN		Alfa Romeo 2000 GTV	1:16.704	7	6.375	76.92
21	63	D1	Jeremy ANSTEAD		Fiat X19	1:16.726	12	6.397	76.90
22	65	D2	Steve COOKE		Triumph GT6 Mk3	1:17.305	13	6.976	76.32
23	23	D2	Will MORTON		Alfa Romeo GTV	1:18.107	12	7.778	75.54
24	78	D2	Mark DUDLEY		Alfa Romeo GTV	1:18.591	12	8.262	75.07
25	83	C	Mark WILSON		Lotus Elan S4	1:18.865	12	8.536	74.81
26	14	D1	Jai SHARMA		Lancia Fulvia	1:19.115	12	8.786	74.58
27	25	D2	Simon HEWES		Alfa Romeo 2000GTV	1:20.582	10	10.253	73.22
28	76	D2	David ERWIN		Alfa Romeo 2000 GTV	1:21.519	12	11.190	72.38
29	86	B	Christina TOTTY		TVR 3000M	1:22.262	9	11.933	71.72
30	6	D2	Peter HEAD		MGB	1:22.689	12	12.360	71.35
31	84	D1	James WHEELER		Alfa Romeo GT 1600	1:26.478	11	16.149	68.23
32	69	D2	Elizabeth HEAD		MGB	1:28.547	11	18.218	66.63

Car 84 MUST fit working transponder please, or not be timed.

Weather/Track - Cloudy/Dry

These results are provisional until the conclusion of any judicial and technical matters.

Silverstone

Circuit Length = 1.6390 miles.

Start: 09:42 End: 09:57

Clerk of Course:	Stewards:	Timekeeper:
------------------	-----------	-------------

HSCC 70s Road Sports LAP ANALYSIS

1	John THOMASON	Triumph Spitfire
1 -	7:19.442	6 - 1:17.601
2 -	1:26.370	7 - 1:19.727
3 -	1:21.894	8 - 1:18.788
4 -	1:17.428	9 - 1:16.257
5 -	1:16.997	10 - 1:15.798
2	Adam BAGNALL	Jaguar E-Type
1 -	7:28.024	6 - 1:12.172
2 -	1:21.391	7 - 1:18.757
3 -	1:13.796	8 - 1:15.096
4 -	1:11.991	9 - 1:14.652
5 -	1:12.304	10 - 1:11.930
3	Paul CONWAY	Morgan Plus 8
1 -	7:00.643	6 - 1:11.194
2 -	1:14.885	7 - 1:10.698
3 -	1:11.692	8 - 1:13.051
4 -	1:10.941	9 - 1:11.936
5 -	1:10.532	10 - 1:10.329
4	Robin GRAY	Pontiac Firebird
1 -	7:34.074	6 - 1:12.007
2 -	1:17.537	7 - 1:16.412
3 -	1:14.757	8 - 1:15.694
4 -	1:12.678	9 - 1:27.599
5 -	1:13.353	10 - 1:17.161
6	Peter HEAD	MGB
1 -	7:24.176	6 - 1:23.518
2 -	1:30.205	7 - 1:26.811
3 -	1:24.603	8 - 1:23.852
4 -	1:23.433	9 - 1:22.689
5 -	1:23.650	10 - 1:27.181
7	Richard THORNE	Morgan Plus 8
1 -	6:59.976	6 - 1:12.107
2 -	1:12.968	7 - 1:10.960
3 -	1:11.388	8 - 1:14.034
4 -	1:11.849	9 - 1:13.363
5 -	1:11.768	10 - 1:11.543
9	Julian BARTER	TVR 3000M
1 -	7:29.837	6 - 1:11.777
2 -	1:20.180	7 - 1:15.809
3 -	1:17.451	8 - 1:14.434
4 -	1:13.310	9 - 1:13.215
5 -	1:13.297	10 - 1:12.418

HSCC 70s Road Sports LAP ANALYSIS

(contd.)

14	Jai SHARMA	Lancia Fulvia
1 - 7:31.420	6 - 1:21.642	11 - 1:20.341
2 - 1:24.836	7 - 1:25.752	12 - 1:20.986
3 - 1:21.058	8 - 1:21.426	
4 - 1:19.586	9 - 1:19.743	
5 - 1:19.835	10 - 1:19.115	
16	Trevor ROWNEY	MGB GTV8
1 - 7:09.586	6 - 1:14.515	11 - 1:15.147
2 - 1:20.858	7 - 1:14.584	12 - 1:15.467
3 - 1:14.739	8 - 1:15.815	13 - 1:14.295
4 - 1:14.885	9 - 1:15.191	
5 - 1:14.312	10 - 1:15.656	
23	Will MORTON	Alfa Romeo GTV
1 - 7:35.570	6 - 1:18.720	11 - 1:19.207
2 - 1:31.822	7 - 1:23.171	12 - 1:18.107
3 - 1:22.530	8 - 1:19.004	
4 - 1:21.826	9 - 1:18.948	
5 - 1:21.252	10 - 1:19.764	
24	Charles BARTER	Datsun 240Z
1 - 7:03.988	6 - 1:11.551	11 - 1:11.227
2 - 1:14.276	7 - 1:11.029	12 - 1:11.734
3 - 1:12.059	8 - 1:11.908	13 - 1:11.276
4 - 1:10.896	9 - 1:12.386	14 - 1:10.756
5 - 1:11.474	10 - 1:12.472	
25	Simon HEWES	Alfa Romeo 2000GTV
1 - 7:30.684	6 - 4:06.849	
2 - 1:27.873	7 - 1:24.008	
3 - 1:23.760	8 - 1:20.582	
4 - 1:20.684	9 - 1:34.474	
5 - 1:22.847	10 - 1:31.441	
26	Paul STAFFORD	Datsun 240Z
1 - 7:13.252	6 - 1:15.575	11 - 1:16.249
2 - 1:27.707	7 - 1:20.768	12 - 1:16.091
3 - 1:19.664	8 - 1:18.229	13 - 1:18.093
4 - 1:16.160	9 - 1:17.052	
5 - 1:17.556	10 - 1:20.800	
29	Phil BRIGGS	Porsche 928
1 - 6:59.660	6 - 1:11.089	11 - 1:12.442
2 - 1:17.926	7 - 1:12.417	12 - 1:11.530
3 - 1:15.720	8 - 1:19.084	13 - 1:12.270
4 - 1:12.515	9 - 1:17.032	
5 - 1:12.138	10 - 1:13.065	

Car 84 MUST fit working transponder please, or not be timed.
Weather/Track - Cloudy/Dry

Silverstone
Circuit Length = 1.6390 miles.
Start: 09:42 End: 09:57

HSCC 70s Road Sports LAP ANALYSIS

(contd.)

31	Mark BENNETT	MGB GTV8
1 - 7:20.250	6 - 1:15.457	11 - 1:14.937
2 - 1:24.754	7 - 1:19.666	12 - 1:18.154
3 - 1:19.919	8 - 1:17.126	13 - 1:16.584
4 - 1:15.429	9 - 1:15.753	
5 - 1:15.549	10 - 1:15.701	
33	Clive FOSKETT	Datsun 240Z
1 - 7:19.580	6 - 1:17.564	11 - 1:15.392
2 - 1:25.478	7 - 1:24.170	12 - 1:15.069
3 - 1:23.266	8 - 1:17.503	13 - 1:15.462
4 - 1:17.868	9 - 1:15.301	
5 - 1:16.314	10 - 1:14.763	
40	Bill BRAITHWAITE	Lotus Elan
1 - 7:18.728	6 - 1:15.269	11 - 1:14.545
2 - 1:24.713	7 - 1:18.226	12 - 1:13.746
3 - 1:18.893	8 - 1:17.110	13 - 1:13.486
4 - 1:15.249	9 - 1:16.578	
5 - 1:15.344	10 - 1:14.112	
41	Howard BENTHAM	Lotus Elan
1 - 7:11.223	6 - 1:15.903	11 - 1:14.060
2 - 1:22.901	7 - 1:15.621	12 - 1:12.427
3 - 1:16.655	8 - 1:18.853	13 - 1:12.934
4 - 1:13.064	9 - 1:16.499	
5 - 1:14.330	10 - 1:13.294	
42	Ross BRAITHWAITE	Lotus Europa
1 - 7:19.354	6 - 1:17.167	11 - 1:15.017
2 - 1:32.327	7 - 1:21.330	12 - 1:15.630
3 - 1:23.675	8 - 1:18.798	
4 - 1:19.122	9 - 1:19.300	
5 - 1:18.481	10 - 1:16.767	
54	Chris HOLLAND	Lotus 7 S4
1 - 7:05.950	6 - 1:12.518	11 - 1:11.866
2 - 1:16.152	7 - 1:13.632	12 - 1:11.894
3 - 1:13.100	8 - 1:14.733	13 - 1:12.340
4 - 1:12.999	9 - 1:13.593	14 - 1:13.734
5 - 1:12.464	10 - 1:12.997	
63	Jeremy ANSTEAD	Fiat X19
1 - 7:11.664	6 - 1:17.075	11 - 1:17.298
2 - 1:27.194	7 - 1:22.040	12 - 1:17.041
3 - 1:27.644	8 - 1:20.950	
4 - 1:19.257	9 - 1:18.446	
5 - 1:18.263	10 - 1:16.726	

Car 84 MUST fit working transponder please, or not be timed.
Weather/Track - Cloudy/Dry

Silverstone
Circuit Length = 1.6390 miles.
Start: 09:42 End: 09:57

HSCC 70s Road Sports LAP ANALYSIS

(contd.)

64	Paul ANDERSON	Porsche 928
1 -	7:05.141	6 - 1:10.868
2 -	1:13.448	7 - 1:11.232
3 -	1:10.576	8 - 1:12.685
4 -	1:10.782	9 - 1:13.683
5 -	1:10.720	10 - 1:12.683
11 -	1:10.774	12 - 1:12.993
		13 - 1:32.381P
65	Steve COOKE	Triumph GT6 Mk3
1 -	7:02.840	6 - 1:17.894
2 -	1:22.100	7 - 1:23.339
3 -	1:19.860	8 - 1:18.744
4 -	1:18.887	9 - 1:18.226
5 -	1:18.469	10 - 1:17.899
		11 - 1:19.186
		12 - 1:17.305
		13 - 1:18.384
69	Elizabeth HEAD	MGB
1 -	7:29.477	6 - 1:36.780
2 -	1:38.468	7 - 1:34.173
3 -	1:30.061	8 - 1:30.473
4 -	1:30.413	9 - 1:29.743
5 -	1:28.547	10 - 1:34.300
		11 - 1:32.783
75	James NAIRN	Alfa Romeo 2000 GTV
1 -	X:00.000	6 - 1:16.704
2 -	1:19.772	7 - 1:17.315
3 -	1:18.717	
4 -	1:19.773	
5 -	1:18.440	
76	David ERWIN	Alfa Romeo 2000 GTV
1 -	7:14.650	6 - 1:25.106
2 -	1:30.169	7 - 1:29.543
3 -	1:33.690	8 - 1:23.047
4 -	1:23.359	9 - 1:21.519
5 -	1:23.867	10 - 1:22.980
		11 - 1:25.672
		12 - 1:28.239
78	Mark DUDLEY	Alfa Romeo GTV
1 -	7:22.201	6 - 1:20.994
2 -	1:31.204	7 - 1:25.450
3 -	1:24.870	8 - 1:21.741
4 -	1:21.354	9 - 1:21.462
5 -	1:21.800	10 - 1:21.098
		11 - 1:20.312
		12 - 1:18.591
83	Mark WILSON	Lotus Elan S4
1 -	7:30.941	6 - 1:20.018
2 -	1:32.155	7 - 1:24.044
3 -	1:24.923	8 - 1:21.465
4 -	1:21.267	9 - 1:18.865
5 -	1:23.714	10 - 1:20.733
		11 - 1:20.458
		12 - 1:22.077

Car 84 MUST fit working transponder please, or not be timed.
Weather/Track - Cloudy/Dry

Silverstone
Circuit Length = 1.6390 miles.
Start: 09:42 End: 09:57

HSCC 70s Road Sports LAP ANALYSIS

(contd.)


84	James WHEELER	Alfa Romeo GT 1600
1 - 7:03.182	6 - 1:26.478	11 - 1:29.979
2 - 1:35.230	7 - 1:27.736	
3 - 1:33.252	8 - 1:27.426	
4 - 1:28.566	9 - 1:27.643	
5 - 1:28.888	10 - 1:28.678	
86	Christina TOTTY	TVR 3000M
1 - 7:07.452	6 - 1:24.399	
2 - 1:31.182	7 - 1:25.687	
3 - 1:28.577	8 - 1:22.262	
4 - 1:24.892	9 - 1:22.433	
5 - 1:23.665		
89	Ralph HARWOOD-PENN	MGB GTV8
1 - 7:09.039	6 - 1:13.981	11 - 1:14.615
2 - 1:20.580	7 - 1:13.965	12 - 1:14.408
3 - 1:14.656	8 - 1:16.752	13 - 1:13.935
4 - 1:14.213	9 - 1:17.718	
5 - 1:14.093	10 - 1:15.964	
98	Bob TROTTER	Ford Escort RS
1 - 7:22.138	6 - 1:15.513	11 - 1:15.674
2 - 1:23.984	7 - 1:19.038	12 - 1:15.905
3 - 1:19.072	8 - 1:19.608	13 - 1:18.443
4 - 1:17.669	9 - 1:16.753	
5 - 1:15.411	10 - 1:16.982	

Car 84 MUST fit working transponder please, or not be timed.
Weather/Track - Cloudy/Dry

Silverstone
Circuit Length = 1.6390 miles.
Start: 09:42 End: 09:57

HSCC 70s Road Sports

GRID - Race 3

ROW 16	1:26.478	84	WHEELER	1:28.547	69	HEAD
ROW 15	1:22.262	86	TOTTY	1:22.689	6	HEAD
ROW 14	1:20.582	25	HEWES	1:21.519	76	ERWIN
ROW 13	1:18.865	83	WILSON	1:19.115	14	SHARMA
ROW 12	1:18.107	23	MORTON	1:18.591	78	DUDLEY
ROW 11	1:16.726	63	ANSTEAD	1:17.305	65	COOKE
ROW 10	1:15.798	1	THOMASON	1:16.704	75	NAIRN
ROW 9	1:15.411	98	TROTTER	1:15.575	26	STAFFORD
ROW 8	1:14.937	31	BENNETT	1:15.017	42	BRAITHWAITE
ROW 7	1:14.295	16	ROWNEY	1:14.763	33	FOSKETT
ROW 6	1:13.486	40	BRAITHWAITE	1:13.935	89	HARWOOD-PENN
ROW 5	1:12.007	4	GRAY	1:12.427	41	BENTHAM
ROW 4	1:11.866	54	HOLLAND	1:11.868	2	BAGNALL
ROW 3	1:11.089	29	BRIGGS	1:11.777	9	BARTER
ROW 2	1:10.576	64	ANDERSON	1:10.756	24	BARTER
ROW 1	1:10.329	3	CONWAY	1:10.419	7	THORNE
POLE						
						

Car 84 MUST fit working transponder please, or not be timed.

Weather/Track - Cloudy/Dry

These results are provisional until the conclusion of any judicial and technical matters.

Silverstone

Circuit Length = 1.6390 miles.

Start: 09:42 End: 09:57

Clerk of Course:	Stewards:	Timekeeper:

HSCC 70s Road Sports

RACE RESULT - Race 3

POS	NO	CL	NAME	NAT	ENTRY	TIME	LAPS	GAP	MPH	BEST
1	3	A	Paul CONWAY		Morgan Plus 8	15:48.054	13		81.09	1:11.011
2	24	B	Charles BARTER		Datsun 240Z	15:48.821	13	0.767	81.02	1:10.296
3	9	B	Julian BARTER		TVR 3000M	15:56.308	13	8.254	80.39	1:11.204
4	7	A	Richard THORNE		Morgan Plus 8	16:01.600	13	13.546	79.95	1:11.226
5	54	C	Chris HOLLAND		Lotus 7 S4	16:10.594	13	22.540	79.21	1:12.053
6	41	C	Howard BENTHAM		Lotus Elan	16:11.637	13	23.583	79.12	1:12.423
7	4	A	Robin GRAY		Pontiac Firebird	16:25.524	13	37.470	78.01	1:13.159
8	29	A	Phil BRIGGS		Porsche 928	16:30.136	13	42.082	77.64	1:13.862
9	31	A	Mark BENNETT		MGB GTV8	16:31.045	13	42.991	77.57	1:13.638
10	16	A	Trevor ROWNEY		MGB GTV8	16:31.629	13	43.575	77.53	1:13.711
11	89	A	Ralph HARWOOD-PENN		MGB GTV8	16:32.053	13	43.999	77.49	1:13.943
12	40	C	Bill BRAITHWAITE		Lotus Elan	16:53.443	13	1:05.389	75.86	1:15.118
13	42	C	Ross BRAITHWAITE		Lotus Europa	15:48.414	12	1 LAP	74.84	1:14.445
14	98	D2	Bob TROTTER		Ford Escort RS	15:51.923	12	1 LAP	74.56	1:15.674
15	1	D1	John THOMASON		Triumph Spitfire	15:51.960	12	1 LAP	74.56	1:16.316
16	26	B	Paul STAFFORD		Datsun 240Z	15:53.618	12	1 LAP	74.43	1:16.229
17	65	D2	Steve COOKE		Triumph GT6 Mk3	16:02.250	12	1 LAP	73.76	1:17.748
18	75	D2	James NAIRN		Alfa Romeo 2000 GTV	16:02.825	12	1 LAP	73.72	1:17.237
19	63	D1	Jeremy ANSTEAD		Fiat X19	16:03.016	12	1 LAP	73.70	1:17.122
20	33	B	Clive FOSKETT		Datsun 240Z	16:04.266	12	1 LAP	73.61	1:17.853
21	83	C	Mark WILSON		Lotus Elan S4	16:09.642	12	1 LAP	73.20	1:17.755
22	23	D2	Will MORTON		Alfa Romeo GTV	16:10.314	12	1 LAP	73.15	1:18.131
23	78	D2	Mark DUDLEY		Alfa Romeo GTV	16:28.209	12	1 LAP	71.82	1:18.965
24	6	D2	Peter HEAD		MGB	16:30.889	12	1 LAP	71.63	1:19.480
25	14	D1	Jai SHARMA		Lancia Fulvia	16:36.545	12	1 LAP	71.22	1:20.063
26	86	B	Christina TOTTY		TVR 3000M	16:42.999	12	1 LAP	70.76	1:20.782
27	76	D2	David ERWIN		Alfa Romeo 2000 GTV	16:50.484	12	1 LAP	70.24	1:21.053
28	25	D2	Simon HEWES		Alfa Romeo 2000GTV	17:06.854	12	1 LAP	69.12	1:21.725
29	69	D2	Elizabeth HEAD		MGB	16:58.944	11	2 LAPS	63.87	1:27.217
30	84	D1	James WHEELER		Alfa Romeo GT 1600	17:00.343	11	2 LAPS	63.78	1:27.172

NOT CLASSIFIED

64	A	Paul ANDERSON	Porsche 928	14:55.550	12	D.N.F.	79.26	1:11.251
2	A	Adam BAGNALL	Jaguar E-Type	16:27.602	6	N.C.F.	36.02	1:12.093

FASTEST LAP

24	B	Charles BARTER	Datsun 240Z	1:10.296	10	83.93mph	135.08kph
3	A	Paul CONWAY	Morgan Plus 8	1:11.011	12	83.09mph	133.72kph
54	C	Chris HOLLAND	Lotus 7 S4	1:12.053	13	81.89mph	131.78kph
98	D2	Bob TROTTER	Ford Escort RS	1:15.674	11	77.97mph	125.48kph
1	D1	John THOMASON	Triumph Spitfire	1:16.316	12	77.31mph	124.42kph

Weather/Track - Cloudy/Dry

These results are provisional until the conclusion of any judicial and technical matters.

Silverstone
Circuit Length = 1.6390 miles.
Start: 14:25 End: 14:40

Clerk of Course:	Stewards:	Timekeeper:
------------------	-----------	-------------

HSCC 70s Road Sports LAP CHART

Lap 1			Lap 2			Lap 3			Lap 4			Lap 5		
No	Behind	Laptime	No	Behind	Laptime	No	Behind	Laptime	No	Behind	Laptime	No	Behind	Laptime
7		1:23.160	64		1:13.434	64		1:12.321	64		1:12.180	3		1:12.867
64	0.168	1:23.328	7	0.589	1:14.191	24	0.872	1:12.073	7	0.310	1:11.422	9	0.015	1:12.261
3	0.471	1:23.631	3	0.802	1:13.933	7	1.068	1:12.800	24	0.749	1:12.057	24	4.414	1:17.571
2	0.807	1:23.967	24	1.120	1:13.520	3	1.821	1:13.340	3	1.039	1:11.398	69	1 LAP	1:29.975
24	1.202	1:24.362	2	1.400	1:14.195	9	2.636	1:13.062	9	1.660	1:11.204	84	1 LAP	1:29.945
9	2.079	1:25.239	9	1.895	1:13.418	54	8.863	1:14.997	54	10.576	1:13.893	64	8.654	1:22.560
29	4.369	1:27.529	29	5.237	1:14.470	29	9.799	1:16.883	29	13.628	1:16.009	7	9.219	1:22.815
54	5.298	1:28.458	54	6.187	1:14.491	4	12.362	1:16.512	41	14.227	1:13.874	54	10.658	1:13.988
16	5.637	1:28.797	16	7.813	1:15.778	16	12.530	1:17.038	16	17.145	1:16.795	41	14.072	1:13.751
4	5.852	1:29.012	4	8.171	1:15.921	41	12.533	1:16.322	4	17.475	1:17.293	29	15.600	1:15.878
41	6.134	1:29.294	41	8.532	1:16.000	31	13.098	1:15.720	31	17.941	1:17.023	4	17.648	1:14.079
31	7.209	1:30.369	31	9.699	1:16.092	89	14.401	1:15.863	89	18.767	1:16.546	16	18.884	1:15.645
89	8.459	1:31.619	89	10.859	1:16.002	33	23.752	1:19.441	40	29.719	1:17.968	31	19.573	1:15.538
33	9.998	1:33.158	33	16.632	1:20.236	40	23.931	1:19.162	65	31.062	1:18.370	89	20.438	1:15.577
40	10.576	1:33.736	40	17.090	1:20.116	65	24.872	1:18.490	1	31.948	1:18.890	40	32.271	1:16.458
98	11.122	1:34.282	65	18.703	1:20.750	1	25.238	1:18.739	33	32.651	1:21.079	65	36.445	1:19.289
65	11.555	1:34.715	1	18.820	1:20.228	26	25.620	1:18.917	26	32.969	1:19.529	26	36.803	1:17.740
26	11.852	1:35.012	26	19.024	1:20.774	42	26.249	1:18.431	42	33.120	1:19.051	1	37.440	1:19.398
1	12.194	1:35.354	42	20.139	1:20.757	98	27.269	1:19.138	98	33.661	1:18.572	98	38.038	1:18.283
63	12.688	1:35.848	98	20.452	1:22.932	75	28.087	1:19.669	63	34.178	1:18.241	33	38.876	1:20.131
42	12.984	1:36.144	75	20.739	1:20.596	63	28.117	1:19.408	75	34.800	1:18.893	63	39.691	1:19.419
75	13.745	1:36.905	63	21.030	1:21.944	23	29.143	1:19.378	23	35.995	1:19.032	75	40.097	1:19.203
23	14.170	1:37.330	23	22.086	1:21.518	83	31.091	1:19.581	83	36.883	1:17.972	42	40.370	1:21.156
78	15.762	1:38.922	83	23.831	1:19.872	14	34.147	1:21.088	14	44.170	1:22.203	23	40.779	1:18.690
6	15.930	1:39.090	14	25.380	1:22.480	6	37.033	1:22.119	78	46.289	1:20.797	83	41.009	1:18.032
14	16.502	1:39.662	6	27.235	1:24.907	78	37.672	1:22.170	6	47.108	1:22.255	14	50.705	1:20.441
83	17.561	1:40.721	78	27.823	1:25.663	86	38.626	1:23.011	86	48.967	1:22.521	78	52.602	1:20.219
86	17.878	1:41.038	86	27.936	1:23.660	76	40.818	1:23.519	76	51.060	1:22.422	6	53.427	1:20.225
76	19.426	1:42.586	76	29.620	1:23.796	25	50.789	1:26.459	25	1:03.061	1:24.452	86	57.031	1:21.970
25	22.181	1:45.341	25	36.651	1:28.072	69	1:01.739	1:29.793				76	59.249	1:22.095
69	27.353	1:50.513	69	44.267	1:30.516	84	1:03.344	1:29.194				25	1:11.997	1:22.842
84	29.737	1:52.897	84	46.471	1:30.336									

HSCC 70s Road Sports LAP CHART

(contd.)

Lap 6			Lap 7			Lap 8			Lap 9			Lap 10		
No	Behind	Laptime	No	Behind	Laptime	No	Behind	Laptime	No	Behind	Laptime	No	Behind	Laptime
9		1:12.635	9		1:11.901	9		1:11.312	3		1:11.687	3		1:11.066
3	0.438	1:13.088	3	0.180	1:11.643	3	0.195	1:11.327	9	0.883	1:12.765	9	1.073	1:11.256
24	4.973	1:13.209	24	4.439	1:11.367	24	4.515	1:11.388	24	3.431	1:10.798	24	2.661	1:10.296
64	8.401	1:12.397	64	8.200	1:11.700	86	1 LAP	1:21.291	78	1 LAP	1:20.228	64	8.513	1:12.026
7	9.041	1:12.472	7	8.590	1:11.450	76	1 LAP	1:23.119	6	1 LAP	1:20.290	7	8.790	1:11.934
54	13.635	1:15.627	25	1 LAP	1:23.958	64	8.184	1:11.296	14	1 LAP	1:21.909	78	1 LAP	1:20.929
41	14.447	1:13.025	54	14.437	1:12.703	7	8.578	1:11.300	64	7.553	1:11.251	6	1 LAP	1:21.028
29	17.727	1:14.777	41	15.021	1:12.475	54	16.305	1:13.180	7	7.922	1:11.226	14	1 LAP	1:20.710
4	18.157	1:13.159	4	20.586	1:14.330	41	16.707	1:12.998	86	1 LAP	1:21.527	2	7 LAPS	9:53.757P
16	20.998	1:14.764	29	21.724	1:15.898	25	1 LAP	1:22.668	76	1 LAP	1:21.053	69	2 LAPS	1:32.274
31	21.520	1:14.597	31	23.637	1:14.018	4	23.733	1:14.459	41	17.360	1:12.535	41	19.221	1:12.927
89	22.461	1:14.673	16	24.197	1:15.100	29	25.340	1:14.928	54	17.892	1:13.469	54	19.569	1:12.743
69	1 LAP	1:34.724	89	24.999	1:14.439	31	26.111	1:13.786	4	26.656	1:14.805	84	2 LAPS	1:32.217
84	1 LAP	1:34.608	40	39.497	1:15.618	16	26.596	1:13.711	29	28.302	1:14.844	86	1 LAP	1:20.805
40	35.780	1:16.159	69	1 LAP	1:30.366	89	27.701	1:14.014	31	28.815	1:14.586	76	1 LAP	1:21.894
26	42.209	1:18.056	84	1 LAP	1:30.495	40	43.821	1:15.636	16	29.445	1:14.731	4	29.253	1:13.663
1	42.952	1:18.162	1	47.913	1:16.862	1	54.013	1:17.412	89	30.576	1:14.757	29	31.452	1:14.216
65	43.462	1:19.667	26	48.528	1:18.220	98	55.253	1:16.695	25	1 LAP	1:24.554	31	31.971	1:14.222
98	43.983	1:18.595	98	49.870	1:17.788	26	55.455	1:18.239	40	47.250	1:15.311	16	32.608	1:14.229
42	44.981	1:17.261	42	50.236	1:17.156	42	56.399	1:17.475	1	58.795	1:16.664	89	33.453	1:13.943
63	46.157	1:19.116	65	50.551	1:18.990	65	57.773	1:18.534	98	59.600	1:16.229	25	1 LAP	1:22.275
75	46.158	1:18.711	63	51.932	1:17.676	63	58.345	1:17.725	42	1:00.114	1:15.597	40	51.302	1:15.118
33	46.894	1:20.668	75	52.854	1:18.597	75	58.779	1:17.237	26	1:00.950	1:17.377	1	1:04.699	1:16.970
23	47.294	1:19.165	33	53.304	1:18.311	33	59.953	1:17.961	65	1:03.790	1:17.899	42	1:04.820	1:15.772
83	47.508	1:19.149	83	54.519	1:18.912	83	1:03.137	1:19.930	75	1:04.547	1:17.650	98	1:05.725	1:17.191
14	58.674	1:20.619	23	54.646	1:19.253	23	1:03.561	1:20.227	63	1:06.003	1:19.540	26	1:06.167	1:16.283
78	58.917	1:18.965	78	1:06.396	1:19.380	69	1 LAP	1:33.799	33	1:06.234	1:18.163	65	1:11.498	1:18.774
6	1:00.257	1:19.480	14	1:08.064	1:21.291	84	1 LAP	1:34.084	83	1:09.010	1:17.755			
86	1:06.588	1:22.207	6	1:08.164	1:19.808				23	1:09.810	1:18.131			
76	1:08.157	1:21.558												

HSCC 70s Road Sports LAP CHART

(contd.)

Lap 11			Lap 12			Lap 13			Lap 14			Lap 15		
No	Behind	Laptime	No	Behind	Laptime	No	Behind	Laptime	No	Behind	Laptime	No	Behind	Laptime
3		1:12.027	3		1:11.011	3		1:11.036						
75	1 LAP	1:18.840	24	1.122	1:10.547	42	1 LAP	1:15.169						
33	1 LAP	1:17.853	65	1 LAP	1:17.748	24	0.767	1:10.681						
24	1.586	1:10.952	9	6.629	1:13.902	98	1 LAP	1:16.544						
63	1 LAP	1:18.750	75	1 LAP	1:17.477	1	1 LAP	1:16.316						
9	3.738	1:14.692	63	1 LAP	1:18.227	26	1 LAP	1:17.242						
83	1 LAP	1:19.715	33	1 LAP	1:19.175	9	8.254	1:12.661						
23	1 LAP	1:19.420	7	10.429	1:12.941	7	13.546	1:14.153						
64	8.116	1:11.630	83	1 LAP	1:20.007	65	1 LAP	1:19.024						
7	8.499	1:11.736	23	1 LAP	1:19.978	75	1 LAP	1:19.047						
54	20.207	1:12.665	64	18.532	1:21.427	63	1 LAP	1:17.122						
41	20.628	1:13.434	54	21.523	1:12.327	33	1 LAP	1:18.090						
78	1 LAP	1:20.248	41	22.196	1:12.579	83	1 LAP	1:17.996						
6	1 LAP	1:20.474	78	1 LAP	1:19.886	23	1 LAP	1:18.192						
14	1 LAP	1:20.063	6	1 LAP	1:19.634	54	22.540	1:12.053						
4	31.138	1:13.912	4	33.817	1:13.690	41	23.583	1:12.423						
86	1 LAP	1:22.031	14	1 LAP	1:22.358	4	37.470	1:14.689						
29	35.074	1:15.649	2	7 LAPS	1:13.537	2	7 LAPS	1:12.093						
31	35.261	1:15.317	29	39.256	1:15.193	78	1 LAP	1:20.802						
16	35.450	1:14.869	16	40.194	1:15.755	29	42.082	1:13.862						
89	35.658	1:14.232	31	40.389	1:16.139	6	1 LAP	1:21.579						
69	2 LAPS	1:29.708	89	41.070	1:16.423	31	42.991	1:13.638						
2	7 LAPS	1:30.053	86	1 LAP	1:22.156	16	43.575	1:14.417						
84	2 LAPS	1:30.279	76	1 LAP	1:23.035	89	43.999	1:13.965						
76	1 LAP	1:23.479	69	2 LAPS	1:30.059	14	1 LAP	1:23.721						
40	55.488	1:16.213	84	2 LAPS	1:29.116	86	1 LAP	1:20.782						
25	1 LAP	1:22.626	40	1:00.874	1:16.397	76	1 LAP	1:21.928						
42	1:07.238	1:14.445	25	1 LAP	1:21.725	40	1:05.389	1:15.551						
98	1:09.372	1:15.674				69	2 LAPS	1:27.217						
1	1:09.637	1:16.965				84	2 LAPS	1:27.172						
26	1:10.369	1:16.229				25	1 LAP	1:21.882						

HSCC "Grandstand Motor Sports Tours" Historic Formula Ford

QUALIFYING - Race 4

POS	NO	CL	NAME	NAT	ENTRY	TIME	LAPS	GAP	MPH
1	1		Neil FOWLER		Lola T200	1:05.320	14		90.33
2	57		David WILD		Lola T200	1:06.027	14	0.707	89.36
3	87		Nelson ROWE		Crossle 20 F	1:06.046	13	0.726	89.33
4	42		Nigel BANCROFT		Crossle 20F	1:06.621	14	1.301	88.56
5	86		George FOWLER		Macon MR8	1:06.928	14	1.608	88.16
6	82		Paul DRAYSON		Merlyn Mk20	1:06.987	14	1.667	88.08
7	77		Chris SHARPLES		Palliser WDF1	1:07.157	14	1.837	87.86
8	40		Will SCHRYVER		Merlyn Mk20	1:07.698	14	2.378	87.15
9	66		Greg THORNTON		Titan Mk4	1:07.766	14	2.446	87.07
10	93	N	Andrew MANSELL		Merlyn Mk11A	1:07.779	13	2.459	87.05
11	20		Henry SCOTT		Merlyn Mk11	1:07.959	14	2.639	86.82
12	48		Crispin SCHLAEFLI		Macon MR8	1:08.051	14	2.731	86.70
13	27		Dick DIXON		Lotus 61	1:08.343	14	3.023	86.33
14	46		Mike BROMLEY		Merlyn Mk11A	1:08.426	14	3.106	86.23
15	3		Chris ATKINSON		Merlyn Mk20	1:08.678	13	3.358	85.91
16	47		Tony DEMPSTER		Lola T200	1:08.964	14	3.644	85.55
17	36		Andrew GARSIDE		Elden Mk8	1:09.084	14	3.764	85.40
18	4		John SYKES		Merlyn Mk11A	1:09.380	13	4.060	85.04
19	91	N	Roy SIERGIEJEW		Merlyn Mk17	1:09.815	13	4.495	84.51
20	10		John TIMONEY		Huron FP1	1:10.114	13	4.794	84.15
21	81		David METHLEY		Ausper T4	1:10.856	10	5.536	83.27
22	41		James DENTY		BMC Mk2	1:10.867	6	5.547	83.26
23	35		Anthony SMITH		Merlyn Mk11A	1:11.453	13	6.133	82.57
24	94	N	Michael WALES		Merlyn Mk20	1:12.143	13	6.823	81.78
25	89		Gary CRITCHER		Nike Mk4/6	1:12.843	13	7.523	81.00
26	53		Peter EVERINGHAM		Elva 300	1:12.845	13	7.525	80.99
27	80		Roger WOODBRIDGE		Ausper T4	1:23.095	11	17.775	71.00
28	96	N	Alan FAIRBROTHER		Merlyn Mk20	1:26.410	6	21.090	68.28

Cars 1, 57, 66, 80 and 81 MUST fit working transponders please, or not be timed.

Weather/Track - Bright/Dry

These results are provisional until the conclusion of any judicial and technical matters.

Silverstone

Circuit Length = 1.6390 miles.

Start: 10:04 End: 10:19

Clerk of Course:	Stewards:	Timekeeper:

HSCC "Grandstand Motor Sports Tours" Historic Formula Ford LAP ANALYSIS

1	Neil FOWLER	Lola T200
1 -	5:19.613	6 - 1:05.684
2 -	1:09.815	7 - 1:12.377
3 -	1:07.100	8 - 1:06.233
4 -	1:06.170	9 - 1:06.111
5 -	1:06.040	10 - 1:05.921
11 -	1:05.320	
12 -	1:05.823	
13 -	1:05.667	
14 -	1:06.000	
3	Chris ATKINSON	Merlyn Mk20
1 -	5:25.837	6 - 1:11.468
2 -	1:18.012	7 - 1:10.596
3 -	1:11.696	8 - 1:09.304
4 -	1:14.868	9 - 1:08.852
5 -	1:10.370	10 - 1:08.957
11 -	1:08.752	
12 -	1:08.678	
13 -	1:10.027	
4	John SYKES	Merlyn Mk11A
1 -	5:28.394	6 - 1:09.681
2 -	1:14.524	7 - 1:10.887
3 -	1:11.437	8 - 1:11.248
4 -	1:10.001	9 - 1:09.519
5 -	1:11.953	10 - 1:09.606
11 -	1:09.380	
12 -	1:09.820	
13 -	1:10.240	
10	John TIMONEY	Huron FP1
1 -	5:30.325	6 - 1:12.350
2 -	1:15.566	7 - 1:10.543
3 -	1:11.945	8 - 1:12.183
4 -	1:10.757	9 - 1:10.491
5 -	1:12.128	10 - 1:10.579
11 -	1:10.333	
12 -	1:10.960	
13 -	1:10.114	
20	Henry SCOTT	Merlyn Mk11
1 -	5:17.580	6 - 1:08.545
2 -	1:13.690	7 - 1:07.983
3 -	1:09.749	8 - 1:09.926
4 -	1:08.683	9 - 1:08.499
5 -	1:08.434	10 - 1:07.959
11 -	1:08.338	
12 -	1:09.028	
13 -	1:08.143	
14 -	1:08.106	
27	Dick DIXON	Lotus 61
1 -	5:25.400	6 - 1:08.974
2 -	1:17.019	7 - 1:10.559
3 -	1:12.509	8 - 1:10.368
4 -	1:10.254	9 - 1:08.828
5 -	1:11.935	10 - 1:09.485
11 -	1:08.343	
12 -	1:09.123	
13 -	1:08.790	
14 -	1:08.777	
35	Anthony SMITH	Merlyn Mk11A
1 -	5:29.865	6 - 1:12.843
2 -	1:15.540	7 - 1:13.625
3 -	1:12.938	8 - 1:14.482
4 -	1:12.681	9 - 1:11.453
5 -	1:12.705	10 - 1:13.184
11 -	1:12.513	
12 -	1:12.530	
13 -	1:12.112	

Cars 1, 57, 66, 80 and 81 MUST fit working transponders please, or not be timed.
Weather/Track - Bright/Dry

Silverstone
Circuit Length = 1.6390 miles.
Start: 10:04 End: 10:19

HSCC "Grandstand Motor Sports Tours" Historic Formula Ford LAP ANALYSIS

(contd.)

36	Andrew GARSIDE	Elden Mk8
1 - 5:18.058	6 - 1:11.606	11 - 1:09.475
2 - 1:14.122	7 - 1:09.368	12 - 1:11.888
3 - 1:12.000	8 - 1:09.334	13 - 1:10.114
4 - 1:09.470	9 - 1:09.084	14 - 1:09.542
5 - 1:09.834	10 - 1:09.279	
40	Will SCHRYVER	Merlyn Mk20
1 - 5:19.999	6 - 1:09.403	11 - 1:07.698
2 - 1:16.036	7 - 1:07.830	12 - 1:08.794
3 - 1:12.656	8 - 1:09.556	13 - 1:08.117
4 - 1:10.532	9 - 1:08.423	14 - 1:08.472
5 - 1:11.559	10 - 1:08.149	
41	James DENTY	BMC Mk2
1 - 5:34.832	6 - 1:10.867	
2 - 1:18.951		
3 - 1:13.484		
4 - 1:12.129		
5 - 1:11.251		
42	Nigel BANCROFT	Crossle 20F
1 - 5:13.733	6 - 1:07.701	11 - 1:06.944
2 - 1:16.514	7 - 1:06.621	12 - 1:07.981
3 - 1:08.024	8 - 1:07.061	13 - 1:07.670
4 - 1:07.420	9 - 1:07.338	14 - 1:07.664
5 - 1:07.695	10 - 1:06.743	
46	Mike BROMLEY	Merlyn Mk11A
1 - 5:26.111	6 - 1:08.426	11 - 1:09.433
2 - 1:17.848	7 - 1:10.714	12 - 1:09.689
3 - 1:11.020	8 - 1:11.006	13 - 1:10.076
4 - 1:09.616	9 - 1:10.187	14 - 1:09.085
5 - 1:10.829	10 - 1:09.116	
47	Tony DEMPSTER	Lola T200
1 - 5:20.683	6 - 1:10.707	11 - 1:09.763
2 - 1:13.824	7 - 1:10.204	12 - 1:09.575
3 - 1:12.275	8 - 1:09.707	13 - 1:09.714
4 - 1:11.431	9 - 1:09.956	14 - 1:08.964
5 - 1:10.180	10 - 1:09.273	
48	Crispin SCHLAEFLI	Macon MR8
1 - 5:15.722	6 - 1:08.978	11 - 1:10.731
2 - 1:13.087	7 - 1:08.633	12 - 1:08.892
3 - 1:10.364	8 - 1:09.742	13 - 1:08.896
4 - 1:08.330	9 - 1:08.326	14 - 1:08.119
5 - 1:08.161	10 - 1:08.051	

Cars 1, 57, 66, 80 and 81 MUST fit working transponders please, or not be timed.
Weather/Track - Bright/Dry

Silverstone
Circuit Length = 1.6390 miles.
Start: 10:04 End: 10:19

HSCC "Grandstand Motor Sports Tours" Historic Formula Ford LAP ANALYSIS

(contd.)

53	Peter EVERINGHAM	Elva 300
1 - 5:28.299	6 - 1:14.498	11 - 1:14.321
2 - 1:22.023	7 - 1:15.239	12 - 1:12.845
3 - 1:17.858	8 - 1:14.847	13 - 1:15.135
4 - 1:14.514	9 - 1:13.195	
5 - 1:14.751	10 - 1:13.191	
57	David WILD	Lola T200
1 - 5:19.162	6 - 1:07.912	11 - 1:07.355
2 - 1:11.718	7 - 1:06.574	12 - 1:07.254
3 - 1:08.353	8 - 1:08.495	13 - 1:06.739
4 - 1:07.081	9 - 1:06.738	14 - 1:06.961
5 - 1:21.567	10 - 1:06.027	
66	Greg THORNTON	Titan Mk4
1 - 5:21.901	6 - 1:08.627	11 - 1:07.791
2 - 1:14.482	7 - 1:07.992	12 - 1:07.766
3 - 1:10.522	8 - 1:22.573	13 - 1:07.808
4 - 1:10.350	9 - 1:10.441	14 - 1:08.045
5 - 1:07.986	10 - 1:08.353	
77	Chris SHARPLES	Palliser WDF1
1 - 5:21.176	6 - 1:08.899	11 - 1:07.953
2 - 1:14.996	7 - 1:08.043	12 - 1:07.824
3 - 1:09.914	8 - 1:08.168	13 - 1:07.289
4 - 1:09.428	9 - 1:07.157	14 - 1:07.583
5 - 1:08.874	10 - 1:07.569	
80	Roger WOODBRIDGE	Ausper T4
1 - 5:44.670	6 - 1:24.518	11 - 1:26.276
2 - 1:25.293	7 - 1:25.451	
3 - 1:23.095	8 - 1:25.177	
4 - 1:25.165	9 - 1:23.243	
5 - 1:24.140	10 - 1:25.943	
81	David METHLEY	Ausper T4
1 - 5:23.626	6 - 1:11.353	
2 - 1:14.329	7 - 1:13.591	
3 - 1:11.807	8 - 1:15.203	
4 - 1:10.856	9 - 1:13.008	
5 - 1:11.658	10 - 1:23.805P	
82	Paul DRAYSON	Merlyn Mk20
1 - 5:40.126	6 - 1:08.557	11 - 1:07.021
2 - 1:18.730	7 - 1:09.160	12 - 1:08.168
3 - 1:10.199	8 - 1:09.474	13 - 1:06.987
4 - 1:10.279	9 - 1:07.770	14 - 1:06.990
5 - 1:08.964	10 - 1:07.213	

Cars 1, 57, 66, 80 and 81 MUST fit working transponders please, or not be timed.
Weather/Track - Bright/Dry

Silverstone
Circuit Length = 1.6390 miles.
Start: 10:04 End: 10:19

HSCC "Grandstand Motor Sports Tours" Historic Formula Ford LAP ANALYSIS

(contd.)

86	George FOWLER	Macon MR8
1 - 5:16.414	6 - 1:06.957	11 - 1:07.967
2 - 1:11.553	7 - 1:08.287	12 - 1:06.928
3 - 1:08.072	8 - 1:07.517	13 - 1:08.880
4 - 1:07.470	9 - 1:07.263	14 - 1:07.396
5 - 1:07.837	10 - 1:06.934	
87	Nelson ROWE	Crossle 20 F
1 - 5:16.849	6 - 1:06.310	11 - 1:06.046
2 - 1:10.167	7 - 1:07.678	12 - 1:21.670P
3 - 1:07.176	8 - 1:07.002	13 - 2:24.264
4 - 1:06.768	9 - 1:08.890	
5 - 1:07.000	10 - 1:06.323	
89	Gary CRITCHER	Nike Mk4/6
1 - 5:32.452	6 - 1:13.603	11 - 1:12.843
2 - 1:20.993	7 - 1:15.542	12 - 1:13.130
3 - 1:15.872	8 - 1:15.732	13 - 1:13.685
4 - 1:14.099	9 - 1:13.267	
5 - 1:14.927	10 - 1:15.514	
91	Roy SIERGIEJEV	Merlyn Mk17
1 - 5:18.762	6 - 1:12.619	11 - 1:10.304
2 - 1:14.725	7 - 1:11.237	12 - 1:09.815
3 - 1:12.261	8 - 1:11.648	13 - 1:10.172
4 - 1:12.258	9 - 1:11.358	
5 - 1:11.606	10 - 1:10.367	
93	Andrew MANSELL	Merlyn Mk11A
1 - 5:33.981	6 - 1:10.374	11 - 1:07.779
2 - 1:20.740	7 - 1:11.424	12 - 1:09.142
3 - 1:12.839	8 - 1:12.222	13 - 1:08.909
4 - 1:10.598	9 - 1:08.856	
5 - 1:09.993	10 - 1:08.500	
94	Michael WALES	Merlyn Mk20
1 - 5:16.141	6 - 1:15.326	11 - 1:14.481
2 - 1:15.918	7 - 1:13.948	12 - 1:13.384
3 - 1:13.393	8 - 1:16.889	13 - 1:12.787
4 - 1:12.143	9 - 1:13.274	
5 - 1:22.531	10 - 1:13.028	
96	Alan FAIRBROTHER	Merlyn Mk20
1 - 5:32.224	6 - 1:47.885P	
2 - 1:28.044		
3 - 1:27.182		
4 - 1:26.410		
5 - 1:32.326		


Cars 1, 57, 66, 80 and 81 MUST fit working transponders please, or not be timed.
Weather/Track - Bright/Dry

Silverstone
Circuit Length = 1.6390 miles.
Start: 10:04 End: 10:19

HSCC "Grandstand Motor Sports Tours" Historic Formula Ford GRID - Race 4

ROW 14	1:26.410 96 FAIRBROTHER	1:23.095 80 WOODBRIDGE
ROW 13	1:12.845 53 EVERINGHAM	1:12.843 89 CRITCHER
ROW 12	1:12.143 94 WALES	1:11.453 35 SMITH
ROW 11	1:10.867 41 DENTY	1:10.856 81 METHLEY
ROW 10	1:10.114 10 TIMONEY	1:09.815 91 SIERGIEJEV
ROW 9	1:09.380 4 SYKES	1:09.084 36 GARSIDE
ROW 8	1:08.964 47 DEMPSTER	1:08.678 3 ATKINSON
ROW 7	1:08.426 46 BROMLEY	1:08.343 27 DIXON
ROW 6	1:08.051 48 SCHLAEFLI	1:07.959 20 SCOTT
ROW 5	1:07.779 93 MANSELL	1:07.766 66 THORNTON
ROW 4	1:07.698 40 SCHRYVER	1:07.157 77 SHARPLES
ROW 3	1:06.987 82 DRAYSON	1:06.928 86 FOWLER
ROW 2	1:06.621 42 BANCROFT	1:06.046 87 ROWE
ROW 1	1:06.027 57 WILD	1:05.320 1 FOWLER

POLE



Cars 1, 57, 66, 80 and 81 MUST fit working transponders please, or not be timed.

Weather/Track - Bright/Dry

These results are provisional until the conclusion of any judicial and technical matters.

Silverstone

Circuit Length = 1.6390 miles.

Start: 10:04 End: 10:19

Clerk of Course:	Stewards:	Timekeeper:
------------------	-----------	-------------

HSCC "Grandstand Motor Sports Tours" Historic Formula Ford

RACE RESULT - Race 4

POS	NO	CL	NAME	NAT	ENTRY	TIME	LAPS	GAP	MPH	BEST
1	1		Neil FOWLER		Lola T200	15:38.596	14		88.19	1:05.861
2	87		Nelson ROWE		Crossle 20 F	15:40.609	14	2.013	88.00	1:05.970
3	57		David WILD		Lola T200	15:47.521	14	8.925	87.36	1:06.408
4	86		George FOWLER		Macon MR8	15:53.823	14	15.227	86.79	1:06.699
5	77		Chris SHARPLES		Palliser WDF1	15:54.443	14	15.847	86.73	1:06.726
6	42		Nigel BANCROFT		Crossle 20F	16:08.691	14	30.095	85.45	1:06.640
7	20		Henry SCOTT		Merlyn Mk11	16:09.214	14	30.618	85.41	1:07.446
8	40	N	Will SCHRYVER		Merlyn Mk20	16:09.311	14	30.715	85.40	1:07.785
9	93	N	Andrew MANSELL		Merlyn Mk11A	16:16.297	14	37.701	84.79	1:08.067
10	27		Dick DIXON		Lotus 61	16:19.225	14	40.629	84.53	1:08.133
11	36		Andrew GARSIDE		Elden Mk8	16:19.841	14	41.245	84.48	1:07.982
12	48		Crispin SCHLAEFLI		Macon MR8	16:20.645	14	42.049	84.41	1:08.358
13	46		Mike BROMLEY		Merlyn Mk11A	16:23.907	14	45.311	84.13	1:08.377
14	3		Chris ATKINSON		Merlyn Mk20	16:27.360	14	48.764	83.84	1:08.845
15	47		Tony DEMPSTER		Lola T200	16:36.328	14	57.732	83.08	1:09.308
16	4		John SYKES		Merlyn Mk11A	16:41.939	14	1:03.343	82.62	1:09.806
17	10		John TIMONEY		Huron FP1	16:43.396	14	1:04.800	82.50	1:09.669
18	91	N	Roy SIERGIEJEW		Merlyn Mk17	16:43.945	14	1:05.349	82.45	1:09.792
19	41		James DENTY		BMC Mk2	15:47.661	13	1 LAP	81.12	1:11.076
20	53		Peter EVERINGHAM		Elva 300	15:56.400	13	1 LAP	80.38	1:11.260
21	94	N	Michael WALES		Merlyn Mk20	16:07.596	13	1 LAP	79.45	1:11.961
22	81		David METHLEY		Ausper T4	16:10.298	13	1 LAP	79.23	1:11.438
23	89		Gary CRITCHER		Nike Mk4/6	16:27.766	13	1 LAP	77.83	1:13.315
24	35		Anthony SMITH		Merlyn Mk11A	17:18.842	13	1 LAP	74.00	1:10.838
25	96	N	Alan FAIRBROTHER		Merlyn Mk20	16:01.524	11	3 LAPS	67.68	1:22.648
NOT CLASSIFIED										
82			Paul DRAYSON		Merlyn Mk20	7:26.867	6	D.N.F.	79.61	1:08.916
FASTEST LAP										
1			Neil FOWLER		Lola T200	1:05.861	4	89.58mph	144.17kph	
40	N		Will SCHRYVER		Merlyn Mk20	1:07.785	13	87.04mph	140.08kph	

Car 80 No transponder, No time.

Weather/Track - Bright/Dry

These results are provisional until the conclusion of any judicial and technical matters.

Silverstone

Circuit Length = 1.6390 miles.

Start: 14:50 End: 15:05

Clerk of Course:	Stewards:	Timekeeper:
------------------	-----------	-------------

HSCC "Grandstand Motor Sports Tours" Historic Formula Ford LAP CHART

Lap 1			Lap 2			Lap 3			Lap 4			Lap 5		
No	Behind	Laptime	No	Behind	Laptime	No	Behind	Laptime	No	Behind	Laptime	No	Behind	Laptime
1		1:15.674	1		1:06.262	1		1:06.390	1		1:05.861	1		1:06.320
87	0.476	1:16.150	87	0.927	1:06.713	87	0.683	1:06.146	96	1 LAP	1:25.837	87	1.373	1:06.901
57	0.521	1:16.195	57	1.818	1:07.559	57	2.024	1:06.596	87	0.792	1:05.970	57	3.601	1:07.239
86	1.167	1:16.841	86	2.498	1:07.593	86	3.671	1:07.563	57	2.682	1:06.519	86	5.405	1:07.216
77	2.600	1:18.274	77	4.094	1:07.756	77	4.622	1:06.918	86	4.509	1:06.699	77	6.491	1:06.794
40	3.769	1:19.443	40	6.176	1:08.669	40	8.428	1:08.642	77	6.017	1:07.256	40	13.648	1:09.122
93	5.357	1:21.031	27	8.999	1:09.816	27	11.373	1:08.764	40	10.846	1:08.279	20	17.184	1:08.336
27	5.445	1:21.119	93	9.365	1:10.270	82	12.169	1:08.916	27	14.982	1:09.470	27	18.216	1:09.554
48	5.810	1:21.484	82	9.643	1:09.704	20	12.266	1:08.244	20	15.168	1:08.763	48	18.354	1:09.081
82	6.201	1:21.875	48	9.954	1:10.406	93	12.644	1:09.669	48	15.593	1:08.358	93	18.606	1:09.139
20	6.822	1:22.496	20	10.412	1:09.852	48	13.096	1:09.532	93	15.787	1:09.004	82	19.737	1:09.797
36	7.097	1:22.771	36	10.672	1:09.837	36	13.798	1:09.516	82	16.260	1:09.952	42	20.319	1:09.809
46	7.405	1:23.079	46	10.931	1:09.788	3	14.275	1:09.171	36	16.696	1:08.759	36	20.963	1:10.587
3	7.672	1:23.346	3	11.494	1:10.084	46	14.276	1:09.735	42	16.830	1:06.640	46	21.590	1:10.036
47	9.234	1:24.908	47	14.035	1:11.063	42	16.051	1:06.961	46	17.874	1:09.459	3	22.933	1:11.032
4	9.608	1:25.282	4	14.611	1:11.265	47	17.519	1:09.874	3	18.221	1:09.807	80	1 LAP	1:31.707
91	9.949	1:25.623	42	15.480	1:08.931	4	18.516	1:10.295	47	22.096	1:10.438	47	26.192	1:10.416
10	10.516	1:26.190	91	15.803	1:12.116	91	20.102	1:10.689	4	23.008	1:10.353	96	1 LAP	1:32.522
35	11.175	1:26.849	10	16.099	1:11.845	10	20.561	1:10.852	10	25.039	1:10.339	4	26.950	1:10.262
41	11.238	1:26.912	35	17.882	1:12.969	35	22.880	1:11.388	91	25.498	1:11.257	10	29.326	1:10.607
53	11.748	1:27.422	41	17.971	1:12.995	81	23.473	1:11.438	35	28.179	1:11.160	91	30.016	1:10.838
81	12.188	1:27.862	81	18.425	1:12.499	41	23.984	1:12.403	41	29.199	1:11.076	35	33.029	1:11.170
42	12.811	1:28.485	53	19.515	1:14.029	53	25.013	1:11.888	81	29.317	1:11.705	41	34.245	1:11.366
89	13.266	1:28.940	89	20.319	1:13.315	89	28.272	1:14.343	53	30.794	1:11.642	53	35.978	1:11.504
94	16.525	1:32.199	94	24.538	1:14.275	94	32.163	1:14.015	89	37.128	1:14.717	81	36.765	1:13.768
80	26.433	1:42.107	80	44.529	1:24.358	80	1:03.901	1:25.762	94	39.241	1:12.939	94	45.118	1:12.197
96	28.886	1:44.560	96	46.513	1:23.889							89	46.462	1:15.654

Car 80 No transponder, No time.
Weather/Track - Bright/Dry

Silverstone
Circuit Length = 1.6390 miles.
Start: 14:50 End: 15:05

HSCC "Grandstand Motor Sports Tours" Historic Formula Ford LAP CHART

(contd.)

Lap 6			Lap 7			Lap 8			Lap 9			Lap 10		
No	Behind	Laptime	No	Behind	Laptime	No	Behind	Laptime	No	Behind	Laptime	No	Behind	Laptime
1		1:06.109	1		1:06.085	1		1:06.380	1		1:07.062	1		1:07.562
87	1.403	1:06.139	87	1.507	1:06.189	96	2 LAPS	1:25.454	87	1.158	1:06.646	81	1 LAP	1:14.093
57	4.274	1:06.782	57	4.920	1:06.731	80	2 LAPS	1:26.846	57	4.828	1:06.942	87	1.173	1:07.577
86	6.141	1:06.845	86	6.993	1:06.937	87	1.574	1:06.447	89	1 LAP	1:16.274	94	1 LAP	1:13.346
77	7.361	1:06.979	77	8.177	1:06.901	57	4.948	1:06.408	77	9.192	1:07.731	57	4.771	1:07.505
40	16.148	1:08.609	40	18.559	1:08.496	86	7.827	1:07.214	86	9.488	1:08.723	86	11.351	1:09.425
20	19.226	1:08.151	20	20.805	1:07.664	77	8.523	1:06.726	80	2 LAPS	1:24.731	77	11.689	1:10.059
27	21.202	1:09.095	42	23.148	1:07.671	40	20.371	1:08.192	96	2 LAPS	1:26.254	89	1 LAP	1:16.456
48	21.499	1:09.254	27	23.947	1:08.830	20	22.038	1:07.613	40	21.883	1:08.574	20	23.951	1:08.783
42	21.562	1:07.352	93	24.910	1:08.684	42	24.318	1:07.550	20	22.730	1:07.754	40	24.051	1:09.730
93	22.311	1:09.814	36	25.783	1:08.654	93	26.597	1:08.067	42	24.618	1:07.362	42	25.935	1:08.879
36	23.214	1:08.360	48	26.332	1:10.918	27	26.934	1:09.367	93	27.777	1:08.242	93	28.918	1:08.703
46	24.433	1:08.952	46	27.134	1:08.786	36	27.794	1:08.391	27	28.448	1:08.576	27	30.369	1:09.483
3	26.403	1:09.579	3	29.386	1:09.068	48	28.786	1:08.834	36	28.714	1:07.982	36	30.829	1:09.677
4	31.728	1:10.887	47	35.561	1:09.788	46	29.131	1:08.377	48	30.402	1:08.678	48	32.382	1:09.542
47	31.858	1:11.775	4	36.189	1:10.546	3	32.692	1:09.686	46	31.287	1:09.218	46	33.590	1:09.865
10	34.130	1:10.913	10	37.923	1:09.878	47	38.489	1:09.308	3	35.172	1:09.542	80	2 LAPS	1:26.343
91	34.376	1:10.469	91	38.390	1:10.099	4	39.649	1:09.840	47	41.231	1:09.804	3	37.493	1:09.883
35	37.865	1:10.945	35	42.953	1:11.173	10	42.484	1:10.941	4	42.512	1:09.925	96	2 LAPS	1:26.528
82	40.251	1:26.623P	41	44.737	1:11.198	91	43.066	1:11.056	91	45.953	1:09.949	47	44.151	1:10.482
41	39.624	1:11.488	53	46.739	1:11.260	35	47.411	1:10.838	10	46.409	1:10.987	4	46.867	1:11.917
53	41.564	1:11.695	81	54.167	1:14.637	41	49.736	1:11.379	41	54.369	1:11.695	91	48.545	1:10.154
81	45.615	1:14.959	94	59.345	1:14.373	53	52.881	1:12.522	53	58.898	1:13.079	35	1 LAP	2:15.955
80	1 LAP	1:28.754	89	1:05.308	1:16.883	81	1:01.308	1:13.521				10	49.988	1:11.141
96	1 LAP	1:27.072				94	1:05.775	1:12.810				41	58.459	1:11.652
94	51.057	1:12.048										53	1:03.982	1:12.646
89	54.510	1:14.157												

Car 80 No transponder, No time.
Weather/Track - Bright/Dry

Silverstone
Circuit Length = 1.6390 miles.
Start: 14:50 End: 15:05

HSCC "Grandstand Motor Sports Tours" Historic Formula Ford LAP CHART

(contd.)

Lap 11			Lap 12			Lap 13			Lap 14			Lap 15		
No	Behind	Laptime	No	Behind	Laptime	No	Behind	Laptime	No	Behind	Laptime	No	Behind	Laptime
1		1:06.225	1		1:06.240	1		1:06.056	1		1:06.370			
87	1.185	1:06.237	87	1.086	1:06.141	87	1.941	1:06.911	87	2.013	1:06.442			
57	5.746	1:07.200	53	1 LAP	1:13.033	41	1 LAP	1:12.282	57	8.925	1:07.162			
81	1 LAP	1:14.104	57	6.561	1:07.055	96	3 LAPS	1:23.512	41	1 LAP	1:11.701			
94	1 LAP	1:13.128	86	13.862	1:07.951	57	8.133	1:07.628	86	15.227	1:07.058			
86	12.151	1:07.025	77	14.307	1:07.972	80	3 LAPS	1:25.534	77	15.847	1:07.068			
77	12.575	1:07.111	94	1 LAP	1:12.180	53	1 LAP	1:12.614	53	1 LAP	1:13.066			
89	1 LAP	1:14.404	81	1 LAP	1:15.403	86	14.539	1:06.733	96	3 LAPS	1:22.648			
20	25.546	1:07.820	20	27.220	1:07.914	77	15.149	1:06.898	80	3 LAPS	1:25.384			
40	25.704	1:07.878	40	27.316	1:07.852	94	1 LAP	1:11.961	94	1 LAP	1:12.125			
42	26.450	1:06.740	42	27.854	1:07.644	81	1 LAP	1:13.092	42	30.095	1:07.811			
93	31.148	1:08.455	93	33.300	1:08.392	20	28.610	1:07.446	20	30.618	1:08.378			
36	33.451	1:08.847	89	1 LAP	1:14.465	42	28.654	1:06.856	40	30.715	1:08.040			
27	33.785	1:09.641	27	35.678	1:08.133	40	29.045	1:07.785	81	1 LAP	1:13.217			
48	34.941	1:08.784	36	35.926	1:08.715	93	35.677	1:08.433	93	37.701	1:08.394			
46	36.613	1:09.248	48	37.217	1:08.516	27	38.733	1:09.111	27	40.629	1:08.266			
3	40.495	1:09.227	46	39.312	1:08.939	36	39.350	1:09.480	36	41.245	1:08.265			
47	47.647	1:09.721	3	43.329	1:09.074	48	39.883	1:08.722	48	42.049	1:08.536			
4	51.371	1:10.729	47	51.202	1:09.795	89	1 LAP	1:14.410	46	45.311	1:09.359			
91	53.563	1:11.243	4	55.039	1:09.908	46	42.322	1:09.066	3	48.764	1:08.845			
10	53.895	1:10.132	10	57.324	1:09.669	3	46.289	1:09.016	89	1 LAP	1:13.748			
35	1 LAP	1:12.374	91	57.701	1:10.378	47	54.632	1:09.486	47	57.732	1:09.470			
96	2 LAPS	1:23.248	35	1 LAP	1:11.160	4	58.789	1:09.806	4	1:03.343	1:10.924			
80	2 LAPS	1:25.949				10	1:01.321	1:10.053	10	1:04.800	1:09.849			
41	1:03.748	1:11.514				91	1:01.437	1:09.792	91	1:05.349	1:10.282			
						35	1 LAP	1:12.213	35	1 LAP	1:40.648P			

Car 80 No transponder, No time.
Weather/Track - Bright/Dry

Silverstone
Circuit Length = 1.6390 miles.
Start: 14:50 End: 15:05

HSCC Classic Sports Car Championship supported by Dunlop Tyres

QUALIFYING - Race 5

POS	NO	CL	NAME	NAT	ENTRY	TIME	LAPS	GAP	MPH
1	49	SRD	Michael SCHRYVER		Chevron B6	1:03.372	12		93.10
2	12	SRD	Andrew NEWALL		Chevron B8	1:03.455	15	0.083	92.98
3	29	SRD	Paul DRAYSON		Chevron B8	1:04.613	12	1.241	91.31
4	52	SRD	Tony BIANCHI		Chevron B8	1:05.368	14	1.996	90.26
5	4	SRD	David BECKETT		Nerus Silhouette	1:05.504	14	2.132	90.07
6	62	SRD	Robert SHAW		Chevron B8	1:06.694	14	3.322	88.47
7	25	SRB	Michael HIBBERD		Lotus 23B	1:06.912	14	3.540	88.18
8	6	SRD	Sean MCCLURG		Chevron B6	1:07.550	14	4.178	87.34
9	42	SRD	Simon LEIGHTON		Chevron B8	1:07.713	14	4.341	87.13
10	19	SRB	Andrew WILLIS		Brabham BT5	1:07.750	13	4.378	87.09
11	88	G4	Stephen MINOPRIO		Marcos 1800GT	1:08.610	13	5.238	85.99
12	11	SRB	Andy SHEPHERD		Lotus 23C	1:08.837	8	5.465	85.71
13	70	G12	Les ELY		Jaguar E-Type	1:09.985	14	6.613	84.30
14	44	G12	Stephen RADCLIFFE		Jaguar E-Type	1:10.554	10	7.182	83.63
15	22	G3	John FITZGERALD		Lotus Elan S1	1:10.807	13	7.435	83.33
16	65	G4	Peter THOMPSON		Marcos 1800 GT	1:10.909	11	7.537	83.21
17	87	G3	AI FLEMING		Lotus Elan 26R S1	1:11.848	13	8.476	82.12
18	92	G2	Michael HARDING		Tatty Turner	1:12.274	13	8.902	81.63
19	2	SRD	Stuart TIZZARD		Lenham Spider	1:12.445	3	9.073	81.44
20	55	G12	Paul CASTALDINI		Jaguar E Type	1:13.399	12	10.027	80.38
21	21	G6	Robert BARRIE		Porsche 911	1:16.032	13	12.660	77.60
22	30	SRD	Jim CHAPMAN		Ginetta G15	1:16.084	4	12.712	77.55
23	45	SRA	Tony BAILEY		OSCA MT4 2AD	1:20.840	11	17.468	72.98
24	96	G6	Dick GRAINGER		Porsche 911	1:20.911	12	17.539	72.92

Cars 52 and 62 MUST fit working transponders please, or not be timed.

Weather/Track - Bright/Dry

These results are provisional until the conclusion of any judicial and technical matters.

Silverstone

Circuit Length = 1.6390 miles.

Start: 10:25 End: 10:40

Clerk of Course:	Stewards:	Timekeeper:
------------------	-----------	-------------

HSCC Classic Sports Car Championship supported by Dunlop Tyres

LAP ANALYSIS

2	Stuart TIZZARD	Lenham Spider
	1 - 7:33.356 2 - 1:45.423 3 - 1:12.445	
4	David BECKETT	Nerus Silhouette
	1 - 5:21.717 6 - 1:07.021 11 - 1:05.504 2 - 1:19.497 7 - 1:06.015 12 - 1:05.781 3 - 1:12.318 8 - 1:07.091 13 - 1:06.805 4 - 1:14.128 9 - 1:08.123 14 - 1:06.394 5 - 1:07.884 10 - 1:06.379	
6	Sean MCCLURG	Chevron B6
	1 - 5:07.324 6 - 1:12.331 11 - 1:07.550 2 - 1:15.107 7 - 1:07.780 12 - 1:08.106 3 - 1:10.705 8 - 1:07.994 13 - 1:08.258 4 - 1:23.427 9 - 1:08.643 14 - 1:24.951P 5 - 1:08.936 10 - 1:08.331	
11	Andy SHEPHERD	Lotus 23C
	1 - 8:40.212P 6 - 1:09.940 2 - 1:24.018 7 - 1:08.837 3 - 1:13.568 8 - 1:09.807 4 - 1:10.494 5 - 1:09.479	
12	Andrew NEWALL	Chevron B8
	1 - 4:42.759 6 - 1:04.435 11 - 1:13.208 2 - 1:07.719 7 - 1:04.330 12 - 1:03.694 3 - 1:05.921 8 - 1:03.935 13 - 1:03.770 4 - 1:04.612 9 - 1:03.657 14 - 1:03.455 5 - 1:05.997 10 - 1:04.836 15 - 1:04.000	
19	Andrew WILLIS	Brabham BT5
	1 - 5:03.509 6 - 1:19.406 11 - 1:11.670 2 - 1:17.140 7 - 1:12.048 12 - 1:09.932 3 - 1:12.199 8 - 1:09.550 13 - 1:07.750 4 - 1:10.419 9 - 1:10.704 5 - 1:09.246 10 - 1:09.392	
21	Robert BARRIE	Porsche 911
	1 - 4:54.254 6 - 1:17.841 11 - 1:18.153 2 - 1:24.026 7 - 1:16.069 12 - 1:16.032 3 - 1:19.275 8 - 1:16.606 13 - 1:16.334 4 - 1:17.657 9 - 1:16.274 5 - 1:17.654 10 - 1:16.363	

Cars 52 and 62 MUST fit working transponders please, or not be timed.
Weather/Track - Bright/Dry

Silverstone
Circuit Length = 1.6390 miles.
Start: 10:25 End: 10:40

HSCC Classic Sports Car Championship supported by Dunlop Tyres

LAP ANALYSIS

(contd.)

22	John FITZGERALD	Lotus Elan S1
1 - 5:07.811	6 - 1:10.807	11 - 1:10.945
2 - 1:16.468	7 - 1:13.340	12 - 1:12.204
3 - 1:12.401	8 - 1:12.470	13 - 1:10.937
4 - 1:11.138	9 - 1:12.043	
5 - 1:11.072	10 - 1:12.768	
25	Michael HIBBERD	Lotus 23B
1 - 4:44.369	6 - 1:07.770	11 - 1:09.023
2 - 1:10.247	7 - 1:06.912	12 - 1:07.841
3 - 1:09.142	8 - 1:07.727	13 - 1:08.223
4 - 1:07.787	9 - 1:07.486	14 - 1:07.964
5 - 1:07.779	10 - 1:07.507	
29	Paul DRAYSON	Chevron B8
1 - 6:46.208P	6 - 1:06.630	11 - 1:05.958
2 - 1:34.342	7 - 1:04.688	12 - 1:04.613
3 - 1:08.976	8 - 1:05.614	
4 - 1:06.943	9 - 1:05.917	
5 - 1:05.945	10 - 1:05.296	
30	Jim CHAPMAN	Ginetta G15
1 - X:00.000		
2 - 1:16.084		
3 - 1:18.400		
4 - 1:17.613		
42	Simon LEIGHTON	Chevron B8
1 - 4:50.601	6 - 1:08.071	11 - 1:08.104
2 - 1:14.313	7 - 1:07.936	12 - 1:08.198
3 - 1:11.633	8 - 1:07.713	13 - 1:08.615
4 - 1:09.193	9 - 1:07.885	14 - 1:08.625
5 - 1:09.049	10 - 1:08.667	
44	Stephen RADCLIFFE	Jaguar E-Type
1 - 4:45.362	6 - 1:11.212	
2 - 1:17.049	7 - 1:11.095	
3 - 1:12.693	8 - 1:10.554	
4 - 1:11.583	9 - 1:10.648	
5 - 1:12.917	10 - 1:36.000P	
45	Tony BAILEY	OSCA MT4 2AD
1 - 5:22.302	6 - 1:20.840	11 - 1:21.062
2 - 1:29.184	7 - 1:22.297	
3 - 1:25.282	8 - 1:23.199	
4 - 1:24.729	9 - 1:24.000	
5 - 1:23.371	10 - 1:22.118	

Cars 52 and 62 MUST fit working transponders please, or not be timed.
Weather/Track - Bright/Dry

Silverstone
Circuit Length = 1.6390 miles.
Start: 10:25 End: 10:40

HSCC Classic Sports Car Championship supported by Dunlop Tyres

LAP ANALYSIS

(contd.)

49	Michael SCHRYVER	Chevron B6
1 - 4:46.463	6 - 1:04.722	11 - 1:03.879
2 - 1:08.978	7 - 1:04.858	12 - 1:13.838P
3 - 1:08.915	8 - 1:03.372	
4 - 1:18.510P	9 - 1:04.649	
5 - 2:03.996	10 - 1:04.790	
52	Tony BIANCHI	Chevron B8
1 - 4:49.308	6 - 1:07.392	11 - 1:14.965
2 - 1:13.617	7 - 1:06.948	12 - 1:09.509
3 - 1:10.139	8 - 1:06.572	13 - 1:07.223
4 - 1:08.210	9 - 1:05.368	14 - 1:06.943
5 - 1:07.109	10 - 1:05.886	
55	Paul CASTALDINI	Jaguar E Type
1 - 4:55.546	6 - 1:14.046	11 - 1:14.223
2 - 1:17.065	7 - 1:32.055P	12 - 1:46.966P
3 - 1:15.227	8 - 2:14.295	
4 - 1:13.399	9 - 1:14.755	
5 - 1:13.845	10 - 1:14.790	
62	Robert SHAW	Chevron B8
1 - 4:54.472	6 - 1:08.134	11 - 1:08.809
2 - 1:15.016	7 - 1:07.859	12 - 1:07.250
3 - 1:17.638	8 - 1:08.352	13 - 1:07.298
4 - 1:09.889	9 - 1:09.260	14 - 1:08.442
5 - 1:09.151	10 - 1:06.694	
65	Peter THOMPSON	Marcos 1800 GT
1 - 4:54.842	6 - 1:12.486	11 - 1:10.909
2 - 3:30.512	7 - 1:13.208	
3 - 1:15.581	8 - 1:12.042	
4 - 1:15.553	9 - 1:11.632	
5 - 1:13.071	10 - 1:11.157	
70	Les ELY	Jaguar E-Type
1 - 4:49.876	6 - 1:10.156	11 - 1:10.437
2 - 1:14.490	7 - 1:10.940	12 - 1:10.406
3 - 1:12.660	8 - 1:10.908	13 - 1:10.950
4 - 1:09.985	9 - 1:10.367	14 - 1:30.673P
5 - 1:11.326	10 - 1:10.448	
87	AI FLEMING	Lotus Elan 26R S1
1 - 4:51.537	6 - 1:13.357	11 - 1:13.205
2 - 1:15.287	7 - 1:12.710	12 - 1:13.289
3 - 1:13.939	8 - 1:11.848	13 - 1:11.871
4 - 1:12.777	9 - 1:12.597	
5 - 1:12.415	10 - 1:15.504	

Cars 52 and 62 MUST fit working transponders please, or not be timed.
Weather/Track - Bright/Dry

Silverstone
Circuit Length = 1.6390 miles.
Start: 10:25 End: 10:40

HSCC Classic Sports Car Championship supported by Dunlop Tyres


LAP ANALYSIS

(contd.)

88	Stephen MINOPRIO	Marcos 1800GT
1 - 5:03.294	6 - 1:10.838	11 - 1:11.481
2 - 1:22.300	7 - 1:10.432	12 - 1:10.242
3 - 1:13.570	8 - 1:08.610	13 - 1:09.086
4 - 1:12.828	9 - 1:11.843	
5 - 1:09.372	10 - 1:10.937	
92	Michael HARDING	Tatty Turner
1 - 4:56.579	6 - 1:13.408	11 - 1:12.786
2 - 1:18.570	7 - 1:12.429	12 - 1:12.556
3 - 1:13.872	8 - 1:12.354	13 - 1:12.274
4 - 1:12.809	9 - 1:12.591	
5 - 1:13.190	10 - 1:13.999	
96	Dick GRAINGER	Porsche 911
1 - 5:06.929	6 - 1:21.312	11 - 1:21.674
2 - 1:24.760	7 - 1:21.450	12 - 1:20.966
3 - 1:23.271	8 - 1:21.086	
4 - 1:22.930	9 - 1:20.911	
5 - 1:22.408	10 - 1:21.236	

HSCC Classic Sports Car Championship supported by Dunlop Tyres

GRID - Race 5

ROW 12	1:20.840 45 BAILEY	1:20.911 96 GRAINGER
ROW 11	1:16.032 21 BARRIE	1:16.084 30 CHAPMAN
ROW 10	1:12.445 2 TIZZARD	1:13.399 55 CASTALDINI
ROW 9	1:11.848 87 FLEMING	1:12.274 92 HARDING
ROW 8	1:10.807 22 FITZGERALD	1:10.909 65 THOMPSON
ROW 7	1:09.985 70 ELY	1:10.554 44 RADCLIFFE
ROW 6	1:08.610 88 MINOPRIO	1:08.837 11 SHEPHERD
ROW 5	1:07.713 42 LEIGHTON	1:07.750 19 WILLIS
ROW 4	1:06.912 25 HIBBERD	1:07.550 6 MCCLURG
ROW 3	1:05.504 4 BECKETT	1:06.694 62 SHAW
ROW 2	1:04.613 29 DRAYSON	1:05.368 52 BIANCHI
ROW 1	1:03.372 49 SCHRYVER	1:03.455 12 NEWALL
POLE		
		

Cars 52 and 62 MUST fit working transponders please, or not be timed.

Weather/Track - Bright/Dry

These results are provisional until the conclusion of any judicial and technical matters.

Silverstone

Circuit Length = 1.6390 miles.

Start: 10:25 End: 10:40

Clerk of Course:	Stewards:	Timekeeper:
------------------	-----------	-------------

HSCC Classic Sports Car Championship supported by Dunlop Tyres

RACE RESULT - Race 5 - Amended

POS	NO	CL	NAME	NAT	ENTRY	TIME	LAPS	GAP	MPH	BEST
1	49	SRD	Michael SCHRYVER		Chevron B6	14:07.410	13		90.72	1:03.215
2	12	SRD	Andrew NEWALL		Chevron B8	14:07.929	13	0.519	90.67	1:03.684
3	4	SRD	David BECKETT		Nerus Silhouette	14:32.499	13	25.089	88.11	1:05.641
4	2	SRD	Stuart TIZZARD		Lenham Spider	14:43.495	13	36.085	87.02	1:05.568
5	62	SRD	Robert SHAW		Chevron B8	14:50.096	13	42.686	86.37	1:06.781
6	42	SRD	Simon LEIGHTON		Chevron B8	14:50.394	13	42.984	86.34	1:07.021
7	25	SRB	Michael HIBBERD		Lotus 23B	14:50.713	13	43.303	86.31	1:06.882
8	6	SRD	Sean MCCLURG		Chevron B6	14:52.790	13	45.380	86.11	1:06.652
9	11	SRB	Andy SHEPHERD		Lotus 23C	14:59.182	13	51.772	85.50	1:07.291
10	19	SRB	Andrew WILLIS		Brabham BT5	15:04.372	13	56.962	85.01	1:07.953
11	88	G4	Stephen MINOPRIO		Marcos 1800GT	14:11.766	12	1 LAP	83.33	1:09.259
12	70	G12	Les ELY		Jaguar E-Type	14:18.016	12	1 LAP	82.72	1:09.781
13	22	G3	Dan COX		Lotus Elan S1	14:21.323	12	1 LAP	82.41	1:09.831
14	44	G12	Stephen RADCLIFFE		Jaguar E-Type	14:24.908	12	1 LAP	82.06	1:10.133
15	87	G3	AI FLEMING		Lotus Elan 26R S1	14:35.388	12	1 LAP	81.08	1:11.459
16	92	G2	Michael HARDING		Tatty Turner	14:44.420	12	1 LAP	80.25	1:12.151
17	21	G6	Robert BARRIE		Porsche 911	14:11.352	11	2 LAPS	76.44	1:15.485
18	96	G6	Dick GRAINGER		Porsche 911	14:59.266	11	2 LAPS	72.37	1:19.314
19	45	SRA	Tony BAILEY		OSCA MT4 2AD	15:01.048	11	2 LAPS	72.22	1:19.576

NOT CLASSIFIED

55	G12	Paul CASTALDINI	Jaguar E Type	13:57.927	11	D.N.F.	77.66	1:14.221
30	SRD	Jim CHAPMAN	Ginetta G15	6:25.607	5	D.N.F.	76.96	1:10.257
29	SRD	Paul DRAYSON	Chevron B8	4:27.429	4	D.N.F.	88.91	1:04.007
52	SRD	Tony BIANCHI	Chevron B8	3:31.802	3	D.N.F.	84.40	1:07.143
65	G4	Peter THOMPSON	Marcos 1800 GT		0	D.N.F.	N/A	

FASTEST LAP

49	SRD	Michael SCHRYVER	Chevron B6	1:03.215	9	93.33mph	150.21kph
25	SRB	Michael HIBBERD	Lotus 23B	1:06.882	12	88.22mph	141.97kph
88	G4	Stephen MINOPRIO	Marcos 1800GT	1:09.259	4	85.19mph	137.10kph
70	G12	Les ELY	Jaguar E-Type	1:09.781	3	84.55mph	136.07kph
22	G3	Dan COX	Lotus Elan S1	1:09.831	11	84.49mph	135.98kph
92	G2	Michael HARDING	Tatty Turner	1:12.151	12	81.77mph	131.60kph
21	G6	Robert BARRIE	Porsche 911	1:15.485	6	78.16mph	125.79kph
45	SRA	Tony BAILEY	OSCA MT4 2AD	1:19.576	7	74.14mph	119.32kph

Results as MSA regulation J.18.4. Car 62 Reinstated on production of transponder
 Weather/Track - Bright/Dry
 These results are provisional until the conclusion of any judicial and technical matters.

Silverstone
 Circuit Length = 1.6390 miles.
 Start: 15:16 End: 15:31

Clerk of Course:	Stewards:	Timekeeper:
------------------	-----------	-------------

HSCC Classic Sports Car Championship supported by Dunlop Tyres

LAP CHART

Lap 1			Lap 2			Lap 3			Lap 4			Lap 5		
No	Behind	Laptime	No	Behind	Laptime	No	Behind	Laptime	No	Behind	Laptime	No	Behind	Laptime
49		1:11.764	49		1:04.811	49		1:04.934	49		1:03.966	12		1:06.804
12	0.538	1:12.302	12	0.237	1:04.510	12	0.408	1:05.105	12	0.591	1:04.149	45	1 LAP	1:23.663
29	2.133	1:13.897	29	2.446	1:05.124	29	1.913	1:04.401	29	1.954	1:04.007	49	3.429	1:10.824
4	2.939	1:14.703	4	4.145	1:06.017	4	5.850	1:06.639	4	8.440	1:06.556	96	1 LAP	1:22.043
6	4.912	1:16.676	52	8.084	1:07.351	52	10.293	1:07.143	25	15.369	1:07.662	4	9.387	1:08.342
52	5.544	1:17.308	6	8.630	1:08.529	25	11.673	1:07.484	42	16.545	1:07.943	25	15.838	1:07.864
25	6.615	1:18.379	25	9.123	1:07.319	6	12.265	1:08.569	62	16.821	1:07.859	42	16.675	1:07.525
42	6.758	1:18.522	42	9.862	1:07.915	42	12.568	1:07.640	6	17.058	1:08.759	62	17.432	1:08.006
19	7.539	1:19.303	62	10.631	1:07.638	62	12.928	1:07.231	2	20.971	1:06.663	6	18.039	1:08.376
62	7.804	1:19.568	19	11.737	1:09.009	19	16.693	1:09.890	11	22.538	1:09.640	2	19.144	1:05.568
11	9.168	1:20.932	11	13.559	1:09.202	11	16.864	1:08.239	19	22.618	1:09.891	11	23.610	1:08.467
70	10.386	1:22.150	2	15.446	1:08.138	2	18.274	1:07.762	88	25.905	1:09.259	19	24.896	1:09.673
88	10.596	1:22.360	88	16.161	1:10.376	88	20.612	1:09.385	70	27.584	1:10.241	88	28.742	1:10.232
44	11.215	1:22.979	70	16.462	1:10.887	70	21.309	1:09.781	30	30.283	1:10.620	70	30.835	1:10.646
30	11.845	1:23.609	44	17.614	1:11.210	44	22.813	1:10.133	44	30.862	1:12.015	44	35.166	1:11.699
22	11.912	1:23.676	30	18.306	1:11.272	30	23.629	1:10.257	22	31.371	1:10.709	22	35.735	1:11.759
2	12.119	1:23.883	22	19.021	1:11.920	22	24.628	1:10.541	87	34.073	1:11.709	87	39.450	1:12.772
87	12.868	1:24.632	87	19.805	1:11.748	87	26.330	1:11.459	92	38.663	1:12.286	92	43.992	1:12.724
92	14.578	1:26.342	92	22.571	1:12.804	92	30.343	1:12.706	55	45.142	1:14.496	30	52.737	1:29.849P
55	14.956	1:26.720	55	25.256	1:15.111	55	34.612	1:14.290	21	52.051	1:16.148	55	51.968	1:14.221
21	17.354	1:29.118	21	28.838	1:16.295	21	39.869	1:15.965				21	1:00.639	1:15.983
45	19.708	1:31.472	45	35.112	1:20.215	45	50.835	1:20.657						
96	22.827	1:34.591	96	38.973	1:20.957	96	54.122	1:20.083						

Car 62 No transponder, no time. Results as MSA regulation J.18.4.
Weather/Track - Bright/Dry

Silverstone
Circuit Length = 1.6390 miles.
Start: 15:16 End: 15:31

HSCC Classic Sports Car Championship supported by Dunlop Tyres

LAP CHART

(contd.)

Lap 6			Lap 7			Lap 8			Lap 9			Lap 10		
No	Behind	Laptime	No	Behind	Laptime	No	Behind	Laptime	No	Behind	Laptime	No	Behind	Laptime
12		1:05.123	12		1:04.558	12		1:04.295	12		1:03.764	12		1:05.048
49	2.409	1:04.103	49	1.499	1:03.648	49	0.986	1:03.782	49	0.437	1:03.215	49	0.069	1:04.680
4	10.518	1:06.254	21	1 LAP	1:15.485	55	1 LAP	1:14.705	92	1 LAP	1:12.434	45	2 LAPS	1:20.716
25	18.448	1:07.733	4	11.752	1:05.792	4	13.412	1:05.955	4	16.696	1:07.048	87	1 LAP	1:12.229
45	1 LAP	1:20.595	2	21.909	1:06.638	21	1 LAP	1:15.953	55	1 LAP	1:15.782	96	2 LAPS	1:20.565
42	18.906	1:07.354	25	22.320	1:08.430	2	23.578	1:05.964	2	25.958	1:06.144	92	1 LAP	1:12.569
62	19.402	1:07.093	42	22.472	1:08.124	42	25.983	1:07.806	42	29.321	1:07.102	4	18.182	1:06.534
2	19.829	1:05.808	62	23.111	1:08.267	25	26.490	1:08.465	25	30.171	1:07.445	2	27.344	1:06.434
6	20.853	1:07.937	6	24.441	1:08.146	62	26.764	1:07.948	21	1 LAP	1:16.267	55	1 LAP	1:15.963
96	1 LAP	1:21.578	11	30.201	1:08.269	6	27.146	1:07.000	62	30.925	1:07.925	42	31.985	1:07.712
11	26.490	1:08.003	19	32.827	1:08.965	11	33.250	1:07.344	6	31.178	1:07.796	62	32.658	1:06.781
19	28.420	1:08.647	45	1 LAP	1:20.974	19	36.645	1:08.113	11	37.058	1:07.572	25	32.899	1:07.776
88	33.168	1:09.549	96	1 LAP	1:20.856	88	44.136	1:10.218	19	40.918	1:08.037	6	33.254	1:07.124
70	36.062	1:10.350	88	38.213	1:09.603	70	48.506	1:10.541	88	50.630	1:10.258	11	39.301	1:07.291
44	40.958	1:10.915	70	42.260	1:10.756	45	1 LAP	1:19.576	70	55.481	1:10.739	21	1 LAP	1:17.078
22	41.328	1:10.716	44	47.731	1:11.331	96	1 LAP	1:20.280	22	1:00.266	1:10.096	19	43.823	1:07.953
87	45.911	1:11.584	22	47.972	1:11.202	22	53.934	1:10.257	44	1:01.057	1:10.460	88	56.069	1:10.487
92	51.220	1:12.351	87	53.099	1:11.746	44	54.361	1:10.925				70	1:01.271	1:10.838
55	1:01.155	1:14.310	92	59.613	1:12.951	87	1:00.604	1:11.800						

Car 62 No transponder, no time. Results as MSA regulation J.18.4.
Weather/Track - Bright/Dry

Silverstone
Circuit Length = 1.6390 miles.
Start: 15:16 End: 15:31

HSCC Classic Sports Car Championship supported by Dunlop Tyres

LAP CHART

(contd.)

Lap 11			Lap 12			Lap 13			Lap 14			Lap 15		
No	Behind	Laptime	No	Behind	Laptime	No	Behind	Laptime	No	Behind	Laptime	No	Behind	Laptime
49		1:03.570	49		1:03.919	49		1:04.194						
12	0.518	1:04.157	12	0.283	1:03.684	12	0.519	1:04.430						
22	1 LAP	1:10.378	70	1 LAP	1:10.893	21	2 LAPS	1:16.475						
44	1 LAP	1:10.553	22	1 LAP	1:09.831	88	1 LAP	1:09.934						
87	1 LAP	1:11.869	44	1 LAP	1:11.074	70	1 LAP	1:10.194						
45	2 LAPS	1:20.918	87	1 LAP	1:11.799	22	1 LAP	1:10.238						
92	1 LAP	1:12.427	4	23.642	1:06.365	44	1 LAP	1:11.614						
96	2 LAPS	1:19.314	92	1 LAP	1:12.675	4	25.089	1:05.641						
4	21.196	1:06.653	2	33.672	1:07.628	87	1 LAP	1:12.041						
2	29.963	1:06.258	45	2 LAPS	1:20.706	2	36.085	1:06.607						
42	35.502	1:07.156	96	2 LAPS	1:19.497	92	1 LAP	1:12.151						
62	35.852	1:06.833	42	38.604	1:07.021	62	42.686	1:07.700						
25	36.904	1:07.644	62	39.180	1:07.247	42	42.984	1:08.574						
6	38.930	1:09.315	25	39.867	1:06.882	25	43.303	1:07.630						
55	1 LAP	1:15.844	6	41.663	1:06.652	6	45.380	1:07.911						
11	43.305	1:07.643	11	47.708	1:08.322	11	51.772	1:08.258						
19	48.467	1:08.283	19	53.177	1:08.629	96	2 LAPS	1:19.502						
21	1 LAP	1:16.585	55	1 LAP	1:16.485	45	2 LAPS	1:21.556						
88	1:02.535	1:10.105				19	56.962	1:07.979						

Car 62 No transponder, no time. Results as MSA regulation J.18.4.
Weather/Track - Bright/Dry

Silverstone
Circuit Length = 1.6390 miles.
Start: 15:16 End: 15:31

HSCC "Duo" Derek Bell Trophy

QUALIFYING - Race 6

POS	NO	CL	NAME	NAT	ENTRY	TIME	LAPS	GAP	MPH
1	16	A	Michael WRIGLEY		Lola T330/332	55.589	12		106.14
2	1	A	Frank LYONS		Lola T332	56.162	16	0.573	105.06
3	54	B	Mark DWYER		March 742	57.337	12	1.748	102.90
4	30	A	Neil GLOVER		Lola T300	59.038	11	3.449	99.94
5	48	C	Stuart TILLEY		Modus M1	59.927	15	4.338	98.46
6	51	C	John DUNHAM		March 712	1:00.696	14	5.107	97.21
7	80	C	Mike LITTLEWOOD		March 793	1:01.752	13	6.163	95.55
8	5	A	John MONSON		Surtees TS8	1:01.800	14	6.211	95.47
9	18	B	Paul DUDLEY		Tecno	1:02.936	14	7.347	93.75
10	23	C	Nick OVERALL		Lyncar 001	1:03.144	14	7.555	93.44
11	22	B	Ian GRAY		Brabham BT30	1:03.381	14	7.792	93.09
12	37	B	Lincoln SMALL		Brabham BT30	1:03.574	14	7.985	92.81
13	11	B	James CLARIDGE		Lola T240	1:05.014	12	9.425	90.75
14	73	A	Tim BARRY		Trojan T102	1:05.075	4	9.486	90.67
15	12	E	Peter MEYRICK		Reynard SF79	1:05.899	12	10.310	89.53
16	74	A	Judy LYONS		Gurney Eagle	1:17.394	11	21.805	76.23

Car 16 MUST fit working transponder, or not be timed.

Weather/Track - Cloudy/Dry

These results are provisional until the conclusion of any judicial and technical matters.

Silverstone

Circuit Length = 1.6390 miles.

Start: 10:42 End: 10:57

Clerk of Course:	Stewards:	Timekeeper:
------------------	-----------	-------------

HSCC "Duo" Derek Bell Trophy LAP ANALYSIS

1	Frank LYONS				Lola T332
1 -	X:00.000	6 -	57.080	11 -	57.354
2 -	59.948	7 -	58.356	12 -	56.162
3 -	58.076	8 -	56.515	13 -	57.595
4 -	57.580	9 -	58.163	14 -	57.629
5 -	57.538	10 -	56.569	15 -	58.277
5	John MONSON				Surtees TS8
1 -	X:00.000	6 -	1:01.931	11 -	1:01.800
2 -	1:05.587	7 -	1:02.389	12 -	1:01.983
3 -	1:03.203	8 -	1:02.266	13 -	1:02.280
4 -	1:02.378	9 -	1:01.820	14 -	1:01.889
5 -	1:01.993	10 -	1:02.213		
11	James CLARIDGE				Lola T240
1 -	X:00.000	6 -	1:07.088	11 -	1:08.180
2 -	1:14.668	7 -	1:06.767	12 -	1:05.350
3 -	1:11.734	8 -	1:08.418		
4 -	1:13.285	9 -	1:05.014		
5 -	1:11.726	10 -	1:05.560		
12	Peter MEYRICK				Reynard SF79
1 -	X:00.000	6 -	1:06.051	11 -	2:19.649
2 -	1:07.048	7 -	1:06.233	12 -	1:06.260
3 -	1:07.186	8 -	1:05.899		
4 -	1:07.191	9 -	1:06.291		
5 -	1:06.554	10 -	1:15.878P		
16	Michael WRIGLEY				Lola T330/332
1 -	X:00.000	6 -	56.664	11 -	55.589
2 -	59.971	7 -	1:07.688P	12 -	1:13.521P
3 -	57.744	8 -	2:30.715		
4 -	57.559	9 -	56.109		
5 -	57.014	10 -	56.444		
18	Paul DUDLEY				Tecno
1 -	X:00.000	6 -	1:04.169	11 -	1:03.876
2 -	1:08.933	7 -	1:07.324	12 -	1:03.702
3 -	1:04.959	8 -	1:04.315	13 -	1:04.547
4 -	1:04.491	9 -	1:04.133	14 -	1:07.018
5 -	1:02.936	10 -	1:03.122		
22	Ian GRAY				Brabham BT30
1 -	X:00.000	6 -	1:05.817	11 -	1:03.467
2 -	1:09.597	7 -	1:03.566	12 -	1:03.381
3 -	1:07.731	8 -	1:04.143	13 -	1:03.400
4 -	1:09.390	9 -	1:04.035	14 -	1:03.636
5 -	1:04.790	10 -	1:03.534		

Car 16 MUST fit working transponder, or not be timed.
Weather/Track - Cloudy/Dry

Silverstone
Circuit Length = 1.6390 miles.
Start: 10:42 End: 10:57

HSCC "Duo" Derek Bell Trophy LAP ANALYSIS

(contd.)

23	Nick OVERALL	Lyncar 001
1 - X:00.000	6 - 1:08.621	11 - 1:04.390
2 - 1:09.158	7 - 1:05.329	12 - 1:04.483
3 - 1:05.567	8 - 1:04.783	13 - 1:04.244
4 - 1:05.715	9 - 1:04.277	14 - 1:03.144
5 - 1:07.709	10 - 1:05.996	
30	Neil GLOVER	Lola T300
1 - X:00.000	6 - 59.038	11 - 1:18.326P
2 - 1:03.008	7 - 59.730	
3 - 1:02.077	8 - 1:00.764	
4 - 1:02.382	9 - 59.090	
5 - 1:00.705	10 - 59.206	
37	Lincoln SMALL	Brabham BT30
1 - X:00.000	6 - 1:06.461	11 - 1:04.315
2 - 1:13.621	7 - 1:05.137	12 - 1:04.315
3 - 1:06.793	8 - 1:04.907	13 - 1:04.145
4 - 1:06.105	9 - 1:04.756	14 - 1:03.574
5 - 1:05.561	10 - 1:03.839	
48	Stuart TILLEY	Modus M1
1 - X:00.000	6 - 1:00.093	11 - 59.961
2 - 1:03.046	7 - 1:00.899	12 - 1:00.258
3 - 1:01.804	8 - 59.927	13 - 1:00.594
4 - 1:00.842	9 - 1:00.912	14 - 1:00.056
5 - 1:00.891	10 - 1:00.420	15 - 1:00.769
51	John DUNHAM	March 712
1 - X:00.000	6 - 1:02.790	11 - 1:01.453
2 - 1:08.078	7 - 1:03.143	12 - 1:01.259
3 - 1:04.175	8 - 1:02.180	13 - 1:01.220
4 - 1:03.385	9 - 1:02.424	14 - 1:00.696
5 - 1:04.008	10 - 1:02.007	
54	Mark DWYER	March 742
1 - X:00.000	6 - 57.922	11 - 58.846
2 - 1:03.483	7 - 57.830	12 - 1:00.671
3 - 1:19.983P	8 - 57.337	
4 - 4:06.685	9 - 58.589	
5 - 58.302	10 - 58.536	
73	Tim BARRY	Trojan T102
1 - X:00.000		
2 - 1:09.377		
3 - 1:05.075		
4 - 1:17.940P		

Car 16 MUST fit working transponder, or not be timed.
Weather/Track - Cloudy/Dry

Silverstone
Circuit Length = 1.6390 miles.
Start: 10:42 End: 10:57

HSCC "Duo" Derek Bell Trophy LAP ANALYSIS

(contd.)

74	Judy LYONS	Gurney Eagle
1 - X:00.000	6 - 1:17.394	11 - 1:17.911
2 - 1:25.438	7 - 1:19.760	
3 - 1:20.331	8 - 1:20.022	
4 - 1:20.845	9 - 1:18.561	
5 - 1:23.592	10 - 1:20.989	
80	Mike LITTLEWOOD	March 793
1 - X:00.000	6 - 1:02.049	11 - 1:04.182
2 - 1:08.200	7 - 1:02.113	12 - 1:03.425
3 - 1:03.397	8 - 1:02.893	13 - 1:01.880
4 - 1:03.090	9 - 1:03.344	
5 - 1:02.617	10 - 1:01.752	

HSCC "Duo" Derek Bell Trophy

GRID - Race 6

ROW 8	74	1:17.394	LYONS	12	1:05.899	MEYRICK
ROW 7	73	1:05.075	BARRY	11	1:05.014	CLARIDGE
ROW 6	37	1:03.574	SMALL	22	1:03.381	GRAY
ROW 5	23	1:03.144	OVERALL	18	1:02.936	DUDLEY
ROW 4	5	1:01.800	MONSON	80	1:01.752	LITTLEWOOD
ROW 3	51	1:00.696	DUNHAM	48	59.927	TILLEY
ROW 2	30	59.038	GLOVER	54	57.337	DWYER
ROW 1	1	56.162	LYONS	16	55.589	WRIGLEY
						POLE

Car 16 MUST fit working transponder, or not be timed.

Weather/Track - Cloudy/Dry

These results are provisional until the conclusion of any judicial and technical matters.

Silverstone

Circuit Length = 1.6390 miles.

Start: 10:42 End: 10:57

Clerk of Course:	Stewards:	Timekeeper:
------------------	-----------	-------------

HSCC "Duo" Derek Bell Trophy

RACE RESULT - Race 6

POS	NO	CL	NAME	NAT	ENTRY	TIME	LAPS	GAP	MPH	BEST
1	16	A	Michael WRIGLEY		Lola T330/332	12:28.457	13		102.72	56.297
2	1	A	Frank LYONS		Lola T332	12:28.839	13	0.382	102.66	56.116
3	54	B	Mark DWYER		March 742	12:46.610	13	18.153	100.28	57.749
4	48	C	Stuart TILLEY		Modus M1	13:11.424	13	42.967	97.14	1:00.077
5	5	A	John MONSON		Surtees TS8	13:25.049	13	56.592	95.49	1:01.217
6	51	C	John DUNHAM		March 712	12:33.097	12	1 LAP	94.25	1:00.798
7	11	B	James CLARIDGE		Lola T240	12:51.353	12	1 LAP	92.02	1:01.917
8	23	C	Nick OVERALL		Lyncar 001	12:56.064	12	1 LAP	91.46	1:03.592
9	22	B	Ian GRAY		Brabham BT30	12:59.018	12	1 LAP	91.11	1:03.850
10	37	B	Lincoln SMALL		Brabham BT30	13:15.133	12	1 LAP	89.27	1:04.732
11	12	E	Peter MEYRICK		Reynard SF79	13:29.400	12	1 LAP	87.69	1:06.596
12	74	A	Judy LYONS		Gurney Eagle	12:35.727	10	3 LAPS	78.30	1:09.804

NOT CLASSIFIED

73	A	Tim BARRY		Trojan T102		0	D.N.F.	N/A
30	A	Neil GLOVER		Lola T300		0	D.N.F.	N/A

FASTEST LAP

1	A	Frank LYONS		Lola T332	56.116	4	105.14mph	169.21kph
54	B	Mark DWYER		March 742	57.749	4	102.17mph	164.43kph
48	C	Stuart TILLEY		Modus M1	1:00.077	2	98.21mph	158.06kph
12	E	Peter MEYRICK		Reynard SF79	1:06.596	10	88.60mph	142.58kph

Weather/Track - Cloudy/Dry

These results are provisional until the conclusion of any judicial and technical matters.

Silverstone
Circuit Length = 1.6390 miles.
Start: 15:58 End: 16:10

Clerk of Course:	Stewards:	Timekeeper:
------------------	-----------	-------------

HSCC "Duo" Derek Bell Trophy LAP CHART

Lap 1			Lap 2			Lap 3			Lap 4			Lap 5		
No	Behind	Laptime	No	Behind	Laptime	No	Behind	Laptime	No	Behind	Laptime	No	Behind	Laptime
16		1:00.067	16		57.139	16		56.297	16		57.023	16		56.439
1	0.170	1:00.237	1	0.340	57.309	1	1.124	57.081	1	0.217	56.116	1	0.952	57.174
54	1.702	1:01.769	54	2.586	58.023	54	4.433	58.144	54	5.159	57.749	74	1 LAP	1:15.061
48	3.309	1:03.376	48	6.247	1:00.077	48	10.130	1:00.180	48	13.448	1:00.341	54	8.647	59.927
5	5.995	1:06.062	5	10.732	1:01.876	5	15.894	1:01.459	5	20.088	1:01.217	48	17.778	1:00.769
51	6.393	1:06.460	51	11.728	1:02.474	51	17.230	1:01.799	51	21.720	1:01.513	5	25.073	1:01.424
23	7.728	1:07.795	23	14.691	1:04.102	23	22.349	1:03.955	23	29.569	1:04.243	51	26.079	1:00.798
11	8.350	1:08.417	22	18.097	1:05.003	22	26.153	1:04.353	22	33.657	1:04.527	23	38.904	1:05.774
22	10.233	1:10.300	37	19.703	1:05.605	37	29.483	1:06.077	11	36.256	1:02.504	22	41.167	1:03.949
37	11.237	1:11.304	12	22.024	1:06.993	11	30.775	1:03.348	37	37.989	1:05.529	11	44.144	1:04.327
12	12.170	1:12.237	11	23.724	1:12.513	12	32.939	1:07.212	12	43.205	1:07.289	37	47.347	1:05.797
74	18.254	1:18.321	74	30.919	1:09.804	74	46.715	1:12.093				12	54.110	1:07.344

HSCC "Duo" Derek Bell Trophy LAP CHART

(contd.)

Lap 6			Lap 7			Lap 8			Lap 9			Lap 10		
No	Behind	Laptime	No	Behind	Laptime	No	Behind	Laptime	No	Behind	Laptime	No	Behind	Laptime
1		57.468	1		58.638	1		58.095	1		58.324	16		57.286
16	2.355	1:00.775	16	1.429	57.712	16	0.447	57.113	16	0.196	58.073	1	0.276	57.758
54	8.783	58.556	12	1 LAP	1:07.033	37	1 LAP	1:06.427	22	1 LAP	1:05.542	11	1 LAP	1:04.734
48	19.782	1:00.424	54	9.213	59.068	54	9.709	58.591	74	2 LAPS	1:18.582	23	1 LAP	1:05.891
74	1 LAP	1:15.752	48	21.685	1:00.541	12	1 LAP	1:06.771	54	10.218	58.833	22	1 LAP	1:04.137
5	28.227	1:01.574	5	31.235	1:01.646	48	24.338	1:00.748	37	1 LAP	1:06.657	54	11.811	59.075
51	28.943	1:01.284	51	31.660	1:01.355	5	34.619	1:01.479	12	1 LAP	1:07.090	37	1 LAP	1:07.133
23	45.211	1:04.727	74	1 LAP	1:15.710	51	34.845	1:01.280	48	27.380	1:01.366	74	2 LAPS	1:16.850
22	46.675	1:03.928	23	50.167	1:03.594	23	56.013	1:03.941	5	38.102	1:01.807	48	30.470	1:00.572
11	48.740	1:03.016	11	52.019	1:01.917	11	56.329	1:02.405	51	38.244	1:01.723	12	1 LAP	1:07.174
37	53.659	1:04.732	22	52.496	1:04.459							5	42.314	1:01.694
												51	51.530	1:10.768

HSCC "Duo" Derek Bell Trophy LAP CHART

(contd.)

Lap 11			Lap 12			Lap 13			Lap 14			Lap 15		
No	Behind	Laptime	No	Behind	Laptime	No	Behind	Laptime	No	Behind	Laptime	No	Behind	Laptime
16		57.108	16		56.472	16		56.953						
1	0.248	57.080	1	0.486	56.710	1	0.382	56.849						
11	1 LAP	1:02.000	54	16.006	58.851	51	1 LAP	1:02.144						
23	1 LAP	1:04.045	11	1 LAP	1:03.092	74	3 LAPS	1:17.461						
54	13.627	58.924	23	1 LAP	1:04.405	54	18.153	59.100						
22	1 LAP	1:04.903	22	1 LAP	1:04.067	11	1 LAP	1:03.080						
37	1 LAP	1:05.395	37	1 LAP	1:05.361	23	1 LAP	1:03.592						
48	34.953	1:01.591	48	39.314	1:00.833	22	1 LAP	1:03.850						
12	1 LAP	1:06.596	12	1 LAP	1:06.944	48	42.967	1:00.606						
74	2 LAPS	1:16.093	5	51.773	1:01.501	37	1 LAP	1:05.116						
5	46.744	1:01.538				5	56.592	1:01.772						
51	55.921	1:01.499				12	1 LAP	1:06.717						

HSCC Classic Racing Car Championship for the Retro Track & Air Trophy

QUALIFYING - Race 7

POS	NO	CL	NAME	NAT	ENTRY	TIME	LAPS	GAP	MPH
1	1	E2	Matthew WATTS		Brabham BT16	1:01.855	14		95.39
2	22	E4	Ian GRAY		Brabham BT30	1:03.614	14	1.759	92.75
3	30	E2	Richard KENDLE		Brabham BT21B	1:04.400	15	2.545	91.62
4	52	E4	John MONSON		Crossle 19F	1:04.658	14	2.803	91.25
5	44	E4	Michael SCOTT		March 702	1:04.825	14	2.970	91.02
6	25	E4	John COUNSELL		Brabham BT23C	1:06.898	14	5.043	88.20
7	91	B	Christopher DRAKE		Brabham BT6	1:07.523	14	5.668	87.38
8	56	C	Cliff GIDDENS		Brabham BT16	1:08.420	14	6.565	86.23
9	57	F	David WILD		Lola T200	1:08.864	9	7.009	85.68
10	96	D	Keith MESSER		Vesey Ford	1:08.881	13	7.026	85.66
11	73	E2	John RAND		Palliser WDB2	1:09.327	13	7.472	85.11
12	62	E2	Alasdair PIKE		Brabham BT21	1:09.347	13	7.492	85.08
13	20	F	Henry SCOTT		Merlyn Mk11	1:09.896	8	8.041	84.41
14	66	F	Greg THORNTON		Titan Mk4	1:09.917	11	8.062	84.39
15	3	F	Chris ATKINSON		Merlyn Mk20	1:10.085	13	8.230	84.18
16	46	F	Mike BROMLEY		Merlyn Mk11A	1:10.156	13	8.301	84.10
17	90	E2	Michael PULLEN		Brabham BT14	1:10.734	13	8.879	83.41
18	75	F	Anthony GODDARD		Merlyn Mk20	1:10.959	13	9.104	83.15
19	82	F	Paul DRAYSON		Merlyn Mk20	1:11.548	6	9.693	82.46
20	86	B	Owen OAKLEY		Lotus 22	1:12.247	12	10.392	81.67
21	10	F	John TIMONEY		Huron FP1	1:12.361	13	10.506	81.54
22	95	B	Rudolf ERNST		Lotus 22	1:13.041	13	11.186	80.78
23	31	C	Brian ASHBY		Emeryson Formula 1	1:13.893	13	12.038	79.85
24	27	D	Peter WILLIAMS		Brabham BT15	1:15.030	12	13.175	78.64
25	14	B	Crispian BESLEY		OSCA FJ	1:15.785	12	13.930	77.85
26	81	E2	Steven WILKINSON		Brabham BT21	1:17.586	12	15.731	76.05
27	29	E2	John OAKLEY		Lotus 51	1:18.508	12	16.653	75.15
28	16	D	Nigel MILLER		Brabham BT21	1:18.797	12	16.942	74.88
29	60	C	David CROWTHER		Brabham BT18	1:20.331	12	18.476	73.45
30	2	A	Stephen RUSSELL		Stanguellini	1:22.941	11	21.086	71.14
31	24	A	Ian ROBINSON		Autosud	1:23.101	11	21.246	71.00

Cars 57 and 73 MUST fit working transponders please, or not be timed.

Weather/Track - Cloudy/Dry

These results are provisional until the conclusion of any judicial and technical matters.

Silverstone

Circuit Length = 1.6390 miles.

Start: 11:20 End: 11:35

Clerk of Course:	Stewards:	Timekeeper:
------------------	-----------	-------------

HSCC Classic Racing Car Championship for the Retro Track & Air Trophy

LAP ANALYSIS

1	Matthew WATTS	Brabham BT16
1 -	9:00.860	6 - 1:02.196
2 -	1:07.746	7 - 1:05.473
3 -	1:05.030	8 - 1:04.435
4 -	1:04.048	9 - 1:02.639
5 -	1:04.981	10 - 1:01.855
11 -	1:01.990	
12 -	1:02.039	
13 -	1:02.568	
14 -	1:32.288P	
2	Stephen RUSSELL	Stanguellini
1 -	9:18.448	6 - 1:26.948
2 -	1:29.786	7 - 1:25.629
3 -	1:27.691	8 - 1:23.823
4 -	1:26.707	9 - 1:24.679
5 -	1:25.059	10 - 1:22.941
11 -	1:25.341	
3	Chris ATKINSON	Merlyn Mk20
1 -	9:25.827	6 - 1:12.521
2 -	1:17.569	7 - 1:12.605
3 -	1:13.194	8 - 1:11.765
4 -	1:11.391	9 - 1:11.966
5 -	1:11.320	10 - 1:10.396
11 -	1:10.085	
12 -	1:11.916	
13 -	1:10.824	
10	John TIMONEY	Huron FP1
1 -	9:24.347	6 - 1:14.473
2 -	1:15.699	7 - 1:13.766
3 -	1:12.361	8 - 1:12.389
4 -	1:25.293	9 - 1:12.481
5 -	1:13.240	10 - 1:13.110
11 -	1:12.580	
12 -	1:17.466	
13 -	1:15.689	
14	Crispian BESLEY	OSCA FJ
1 -	9:11.807	6 - 1:31.664
2 -	1:18.001	7 - 1:16.888
3 -	1:16.683	8 - 1:15.785
4 -	1:15.803	9 - 1:17.549
5 -	1:16.067	10 - 1:16.149
11 -	1:16.108	
12 -	1:16.740	
16	Nigel MILLER	Brabham BT21
1 -	9:14.882	6 - 1:19.756
2 -	1:22.986	7 - 1:20.879
3 -	1:18.797	8 - 1:21.827
4 -	1:19.395	9 - 1:18.869
5 -	1:19.215	10 - 1:20.067
11 -	1:19.726	
12 -	1:19.514	
20	Henry SCOTT	Merlyn Mk11
1 -	9:03.232	6 - 6:25.458P
2 -	1:14.485	7 - 2:37.744
3 -	1:11.706	8 - 1:11.222
4 -	1:10.838	
5 -	1:09.896	

Cars 57 and 73 MUST fit working transponders please, or not be timed.
Weather/Track - Cloudy/Dry

Silverstone
Circuit Length = 1.6390 miles.
Start: 11:20 End: 11:35

HSCC Classic Racing Car Championship for the Retro Track & Air Trophy LAP ANALYSIS

(contd.)

22	Ian GRAY	Brabham BT30			
1 -	9:22.784	6 -	1:07.056	11 -	1:04.396
2 -	1:12.154	7 -	1:09.183	12 -	1:03.614
3 -	1:05.726	8 -	1:05.334	13 -	1:07.517
4 -	1:04.138	9 -	1:03.808	14 -	1:04.356
5 -	1:04.683	10 -	1:05.839		
24	Ian ROBINSON	Autosud			
1 -	9:22.774	6 -	1:26.605	11 -	1:24.641
2 -	1:29.931	7 -	1:24.299		
3 -	1:24.441	8 -	1:23.472		
4 -	1:26.391	9 -	1:24.450		
5 -	1:27.705	10 -	1:23.101		
25	John COUNSELL	Brabham BT23C			
1 -	9:03.758	6 -	1:08.780	11 -	1:09.216
2 -	1:12.991	7 -	1:13.324	12 -	1:08.678
3 -	1:10.576	8 -	1:07.762	13 -	1:13.963
4 -	1:08.178	9 -	1:09.005	14 -	1:06.898
5 -	1:08.997	10 -	1:08.588		
27	Peter WILLIAMS	Brabham BT15			
1 -	9:21.298	6 -	1:17.184	11 -	1:15.683
2 -	1:26.330	7 -	1:17.223	12 -	1:15.030
3 -	1:20.769	8 -	1:16.063		
4 -	1:19.184	9 -	1:16.314		
5 -	1:16.285	10 -	1:16.257		
29	John OAKLEY	Lotus 51			
1 -	9:33.895	6 -	1:22.894	11 -	1:21.876
2 -	1:27.603	7 -	1:20.166	12 -	1:26.203
3 -	1:22.252	8 -	1:18.843		
4 -	1:21.691	9 -	1:18.956		
5 -	1:21.154	10 -	1:18.508		
30	Richard KENDLE	Brabham BT21B			
1 -	9:03.943	6 -	1:04.584	11 -	1:04.600
2 -	1:08.787	7 -	1:08.436	12 -	1:05.137
3 -	1:05.746	8 -	1:09.473	13 -	1:04.744
4 -	1:05.700	9 -	1:06.108	14 -	1:04.400
5 -	1:06.483	10 -	1:05.181	15 -	1:19.176
31	Brian ASHBY	Emeryson Formula 1			
1 -	9:06.179	6 -	1:14.087	11 -	1:14.593
2 -	1:20.718	7 -	1:13.893	12 -	1:16.678
3 -	1:16.888	8 -	1:16.590	13 -	1:16.264
4 -	1:15.995	9 -	1:15.586		
5 -	1:16.382	10 -	1:17.706		

Cars 57 and 73 MUST fit working transponders please, or not be timed.
Weather/Track - Cloudy/Dry

Silverstone
Circuit Length = 1.6390 miles.
Start: 11:20 End: 11:35

HSCC Classic Racing Car Championship for the Retro Track & Air Trophy LAP ANALYSIS

(contd.)

44	Michael SCOTT	March 702
1 -	9:23.017	6 - 1:07.154
2 -	1:13.518	7 - 1:05.373
3 -	1:08.102	8 - 1:06.756
4 -	1:07.554	9 - 1:06.275
5 -	1:05.071	10 - 1:04.825
11 -	1:06.551	12 - 1:06.090
13 -	1:09.917	14 - 1:05.513
46	Mike BROMLEY	Merlyn Mk11A
1 -	9:18.753	6 - 1:12.198
2 -	1:15.685	7 - 1:31.009
3 -	1:17.189	8 - 1:11.997
4 -	1:10.992	9 - 1:10.853
5 -	1:10.263	10 - 1:10.156
11 -	1:11.087	13 - 1:11.977
52	John MONSON	Crossle 19F
1 -	9:06.425	6 - 1:05.493
2 -	1:15.663	7 - 1:07.153
3 -	1:08.772	8 - 1:05.690
4 -	1:06.039	9 - 1:04.946
5 -	1:05.831	10 - 1:05.407
11 -	1:04.658	12 - 1:05.895
13 -	1:05.463	14 - 1:07.044
56	Cliff GIDDENS	Brabham BT16
1 -	9:01.577	6 - 1:08.874
2 -	1:12.907	7 - 1:12.410
3 -	1:09.105	8 - 1:11.553
4 -	1:08.420	9 - 1:10.987
5 -	1:08.497	10 - 1:09.776
11 -	1:09.076	12 - 1:10.084
13 -	1:14.840	14 - 1:11.069
57	David WILD	Lola T200
1 -	9:06.543	6 - 1:09.993
2 -	1:12.197	7 - 1:11.584
3 -	1:09.891	8 - 1:09.969
4 -	1:09.821	9 - 1:30.060P
5 -	1:08.864	
60	David CROWTHER	Brabham BT18
1 -	9:23.489	6 - 1:23.444
2 -	1:25.961	7 - 1:24.875
3 -	1:23.925	8 - 1:23.886
4 -	1:24.893	9 - 1:22.124
5 -	1:21.667	10 - 1:20.675
11 -	1:22.124	12 - 1:20.331
62	Alasdair PIKE	Brabham BT21
1 -	9:16.084	6 - 1:11.886
2 -	1:15.019	7 - 1:12.921
3 -	1:13.228	8 - 1:11.569
4 -	1:11.289	9 - 1:09.401
5 -	1:09.347	10 - 1:10.689
11 -	1:09.725	12 - 1:11.569
13 -	1:12.997	

Cars 57 and 73 MUST fit working transponders please, or not be timed.
Weather/Track - Cloudy/Dry

Silverstone
Circuit Length = 1.6390 miles.
Start: 11:20 End: 11:35

HSCC Classic Racing Car Championship for the Retro Track & Air Trophy LAP ANALYSIS

(contd.)

66	Greg THORNTON	Titan Mk4
1 - 9:05.670	6 - 1:12.050	11 - 1:11.730
2 - 1:14.146	7 - 1:14.635	
3 - 1:12.371	8 - 1:10.500	
4 - 1:11.093	9 - 1:10.431	
5 - 1:11.382	10 - 1:09.917	
73	John RAND	Palliser WDB2
1 - 9:18.933	6 - 1:10.779	11 - 1:09.327
2 - 1:17.375	7 - 1:13.102	12 - 1:11.038
3 - 1:12.152	8 - 1:12.979	13 - 1:09.702
4 - 1:11.455	9 - 1:11.122	
5 - 1:11.564	10 - 1:11.599	
75	Anthony GODDARD	Merlyn Mk20
1 - 9:23.921	6 - 1:12.552	11 - 1:12.625
2 - 1:19.266	7 - 1:12.702	12 - 1:13.181
3 - 1:14.151	8 - 1:12.476	13 - 1:10.959
4 - 1:13.874	9 - 1:15.087	
5 - 1:12.040	10 - 1:12.462	
81	Steven WILKINSON	Brabham BT21
1 - 9:18.938	6 - 1:25.348	11 - 1:22.034
2 - 1:23.982	7 - 1:21.063	12 - 1:18.454
3 - 1:20.720	8 - 1:17.586	
4 - 1:20.834	9 - 1:18.096	
5 - 1:18.434	10 - 1:18.558	
82	Paul DRAYSON	Merlyn Mk20
1 - 9:02.476	6 - 1:29.340P	
2 - 1:13.158		
3 - 1:12.318		
4 - 1:11.648		
5 - 1:11.548		
86	Owen OAKLEY	Lotus 22
1 - 9:34.791	6 - 1:22.652	11 - 1:15.401
2 - 1:25.804	7 - 1:14.151	12 - 1:12.247
3 - 1:16.438	8 - 1:13.830	
4 - 1:15.409	9 - 1:15.201	
5 - 1:13.412	10 - 1:18.588	
90	Michael PULLEN	Brabham BT14
1 - 9:08.633	6 - 1:18.409	11 - 1:10.734
2 - 1:17.426	7 - 1:13.306	12 - 1:46.556
3 - 1:14.029	8 - 1:12.060	13 - 1:12.077
4 - 1:12.909	9 - 1:12.346	
5 - 1:12.971	10 - 1:11.562	

Cars 57 and 73 MUST fit working transponders please, or not be timed.
Weather/Track - Cloudy/Dry

Silverstone
Circuit Length = 1.6390 miles.
Start: 11:20 End: 11:35

HSCC Classic Racing Car Championship for the Retro Track & Air Trophy LAP ANALYSIS

(contd.)

91	Christopher DRAKE	Brabham BT6
1 - 9:06.975	6 - 1:09.259	11 - 1:08.181
2 - 1:13.564	7 - 1:09.656	12 - 1:08.719
3 - 1:10.507	8 - 1:07.715	13 - 1:14.696
4 - 1:09.785	9 - 1:07.918	14 - 1:07.523
5 - 1:08.187	10 - 1:07.619	
95	Rudolf ERNST	Lotus 22
1 - 9:15.937	6 - 1:15.903	11 - 1:13.830
2 - 1:22.657	7 - 1:16.281	12 - 1:14.946
3 - 1:19.240	8 - 1:14.887	13 - 1:13.843
4 - 1:15.517	9 - 1:13.661	
5 - 1:13.041	10 - 1:16.112	
96	Keith MESSER	Vesey Ford
1 - 9:13.312	6 - 1:10.995	11 - 1:09.039
2 - 1:15.211	7 - 1:13.321	12 - 1:09.084
3 - 1:13.670	8 - 1:10.285	13 - 1:09.808
4 - 1:11.273	9 - 1:08.881	
5 - 1:10.775	10 - 1:09.727	

HSCC Classic Racing Car Championship for the Retro Track & Air Trophy

GRID - Race 7

ROW 16			1:23.101	24	ROBINSON	
ROW 15		1:22.941		2	RUSSELL	1:20.331
ROW 14	1:18.797			16	MILLER	60
ROW 13		1:17.586		81	WILKINSON	29
ROW 12	1:15.030		1:18.508	27	WILLIAMS	14
ROW 11		1:13.041		95	ERNST	31
ROW 10	1:12.247		1:13.893	86	OAKLEY	10
ROW 9		1:10.959		75	GODDARD	82
ROW 8	1:10.156		1:11.548	46	BROMLEY	90
ROW 7		1:09.917		66	THORNTON	3
ROW 6	1:09.347		1:10.085	62	PIKE	20
ROW 5		1:08.881		96	MESSER	73
ROW 4	1:08.420		1:09.327	56	GIDDENS	57
ROW 3		1:06.898		25	COUNSELL	91
ROW 2	1:04.658		1:07.523	52	MONSON	44
ROW 1		1:03.614		22	GRAY	30
			1:04.400			1
			1:01.855			
						POLE

Cars 57 and 73 MUST fit working transponders please, or not be timed. Silverstone
 Weather/Track - Cloudy/Dry Circuit Length = 1.6390 miles.
 These results are provisional until the conclusion of any judicial and technical matters. Start: 11:20 End: 11:35

Clerk of Course:	Stewards:	Timekeeper:
------------------	-----------	-------------

HSCC Classic Racing Car Championship for the Retro Track & Air Trophy

RACE RESULT - Race 7

POS	NO	CL	NAME	NAT	ENTRY	TIME	LAPS	GAP	MPH	BEST
1	1	E2	Matthew WATTS		Brabham BT16	15:03.856	14		91.58	1:02.572
2	30	E2	Richard KENDLE		Brabham BT21B	15:07.910	14	4.054	91.17	1:03.222
3	22	E4	Ian GRAY		Brabham BT30	15:10.613	14	6.757	90.90	1:03.342
4	44	E4	Michael SCOTT		March 702	15:12.152	14	8.296	90.75	1:03.472
5	52	E4	John MONSON		Crossle 19F	15:15.875	14	12.019	90.38	1:03.776
6	25	E4	John COUNSELL		Brabham BT23C	15:54.593	14	50.737	86.72	1:05.521
7	91	B	Christopher DRAKE		Brabham BT6	16:05.257	14	1:01.401	85.76	1:07.144
8	57	F	David WILD		Lola T200	15:12.498	13	1 LAP	84.25	1:08.653
9	56	C	Cliff GIDDENS		Brabham BT16	15:23.318	13	1 LAP	83.26	1:08.786
10	96	D	Keith MESSER		Vesey Ford	15:24.527	13	1 LAP	83.15	1:09.089
11	62	E2	Alasdair PIKE		Brabham BT21	15:32.189	13	1 LAP	82.47	1:08.446
12	3	F	Chris ATKINSON		Merlyn Mk20	15:36.571	13	1 LAP	82.08	1:10.140
13	86	B	Owen OAKLEY		Lotus 22	15:53.452	13	1 LAP	80.63	1:11.244
14	73	E2	John RAND		Palliser WDB2	15:55.854	13	1 LAP	80.43	1:11.044
15	10	F	John TIMONEY		Huron FP1	15:56.754	13	1 LAP	80.35	1:11.001
16	75	F	Anthony GODDARD		Merlyn Mk20	16:02.738	13	1 LAP	79.85	1:11.914
17	46	F	Mike BROMLEY		Merlyn Mk11A	16:09.194	13	1 LAP	79.32	1:11.108
18	95	B	Rudolf ERNST		Lotus 22	16:11.930	13	1 LAP	79.10	1:12.105
19	90	E2	Michael PULLEN		Brabham BT14	15:13.141	12	2 LAPS	77.73	1:09.378
20	27	D	Peter WILLIAMS		Brabham BT15	15:27.246	12	2 LAPS	76.55	1:15.054
21	81	D	Steven WILKINSON		Brabham BT21	15:28.967	12	2 LAPS	76.40	1:14.192
22	31	C	Brian ASHBY		Emeryson Formula 1	15:43.823	12	2 LAPS	75.20	1:15.711
23	16	D	Nigel MILLER		Brabham BT21	16:15.391	12	2 LAPS	72.77	1:18.665
24	29	E2	John OAKLEY		Lotus 51	16:22.040	12	2 LAPS	72.27	1:19.301
25	14	A	Crispian BESLEY		OSCA FJ	15:05.126	11	3 LAPS	71.90	1:16.324
26	60	C	David CROWTHER		Brabham BT18	15:14.259	11	3 LAPS	71.18	1:19.865
27	24	A	Ian ROBINSON		Autosud	15:52.146	11	3 LAPS	68.35	1:23.384

NOT CLASSIFIED

2	A	Stephen RUSSELL	Stanguellini	9:42.625	7	D.N.F.	71.19	1:19.897
20	F	Henry SCOTT	Merlyn Mk11	7:58.343	6	D.N.F.	74.37	1:09.108
82	F	Paul DRAYSON	Merlyn Mk20	1:49.682	1	D.N.F.	55.40	

FASTEST LAP

1	E2	Matthew WATTS	Brabham BT16	1:02.572	11	94.29mph	151.75kph
22	E4	Ian GRAY	Brabham BT30	1:03.342	7	93.15mph	149.91kph
91	B	Christopher DRAKE	Brabham BT6	1:07.144	14	87.87mph	141.42kph
57	F	David WILD	Lola T200	1:08.653	4	85.94mph	138.31kph
56	C	Cliff GIDDENS	Brabham BT16	1:08.786	4	85.77mph	138.04kph
96	D	Keith MESSER	Vesey Ford	1:09.089	10	85.40mph	137.44kph
14	A	Crispian BESLEY	OSCA FJ	1:16.324	6	77.30mph	124.41kph

Weather/Track - Cloudy/Dry

These results are provisional until the conclusion of any judicial and technical matters.

Silverstone

Circuit Length = 1.6390 miles.

Start: 16:18 End: 16:34

Clerk of Course:	Stewards:	Timekeeper:
------------------	-----------	-------------

HSCC Classic Racing Car Championship for the Retro Track & Air Trophy

LAP CHART

Lap 1			Lap 2			Lap 3			Lap 4			Lap 5		
No	Behind	Laptime	No	Behind	Laptime	No	Behind	Laptime	No	Behind	Laptime	No	Behind	Laptime
52		1:12.549	1		1:04.166	1		1:04.650	1		1:04.059	1		1:04.827
30	0.045	1:12.594	30	0.100	1:04.711	22	0.464	1:04.444	22	1.319	1:04.914	22	0.531	1:04.039
1	0.490	1:13.039	22	0.670	1:04.561	30	0.558	1:05.108	30	1.881	1:05.382	30	0.676	1:03.622
22	0.765	1:13.314	52	1.129	1:05.785	52	1.373	1:04.894	52	2.400	1:05.086	52	2.035	1:04.462
44	1.631	1:14.180	44	1.753	1:04.778	44	2.350	1:05.247	44	2.909	1:04.618	16	1 LAP	1:18.674
56	4.839	1:17.388	56	9.035	1:08.852	91	12.944	1:07.889	24	1 LAP	1:25.727	44	2.935	1:04.853
25	5.230	1:17.779	91	9.705	1:08.689	25	14.431	1:08.787	91	16.758	1:07.873	29	1 LAP	1:20.135
91	5.672	1:18.221	25	10.294	1:09.720	56	15.315	1:10.930	25	17.977	1:07.605	2	1 LAP	1:21.411
57	7.283	1:19.832	57	11.990	1:09.363	57	16.076	1:08.736	56	20.042	1:08.786	60	1 LAP	1:22.303
73	9.345	1:21.894	96	16.116	1:10.993	96	21.376	1:09.910	57	20.670	1:08.653	91	19.973	1:08.042
20	9.623	1:22.172	3	17.650	1:12.417	3	23.613	1:10.613	96	27.149	1:09.832	25	20.647	1:07.497
96	9.779	1:22.328	62	20.296	1:12.768	62	26.352	1:10.706	3	29.694	1:10.140	57	26.032	1:10.189
3	9.889	1:22.438	75	21.706	1:13.172	86	29.079	1:11.745	62	32.736	1:10.443	56	27.115	1:11.900
62	12.184	1:24.733	86	21.984	1:12.631	10	30.588	1:12.439	86	37.137	1:12.117	24	1 LAP	1:26.095
75	13.190	1:25.739	10	22.799	1:13.652	75	31.226	1:14.170	20	37.610	1:09.108	96	32.136	1:09.814
10	13.803	1:26.352	73	23.809	1:19.120	73	32.302	1:13.143	10	38.754	1:12.225	3	35.167	1:10.300
86	14.009	1:26.558	95	25.354	1:13.318	20	32.561	1:11.576	75	39.171	1:12.004	62	38.036	1:10.127
95	16.692	1:29.241	20	25.635	1:20.668	95	34.510	1:13.806	73	39.637	1:11.394	20	42.746	1:09.963
31	19.343	1:31.892	31	30.425	1:15.738	31	41.631	1:15.856	95	43.233	1:12.782	86	45.184	1:12.874
27	20.129	1:32.678	27	31.837	1:16.364	27	42.778	1:15.591	31	54.090	1:16.518	10	46.056	1:12.129
81	20.896	1:33.445	81	32.891	1:16.651	81	43.307	1:15.066	27	54.740	1:16.021	75	46.272	1:11.928
14	23.060	1:35.609	14	36.003	1:17.599	46	47.044	1:11.351	46	54.844	1:11.859	73	46.982	1:12.172
16	23.523	1:36.072	16	38.381	1:19.514	14	47.849	1:16.496	90	55.102	1:10.797	95	50.574	1:12.168
29	25.116	1:37.665	90	39.727	1:14.945	90	48.364	1:13.287	81	55.550	1:16.302	46	1:01.655	1:11.638
60	25.871	1:38.420	46	40.343	1:13.957	16	52.396	1:18.665	14	1:00.331	1:16.541			
2	26.748	1:39.297	29	40.936	1:20.476	29	57.242	1:20.956						
90	29.438	1:41.987	60	43.578	1:22.363	2	58.853	1:19.897						
24	30.000	1:42.549	2	43.606	1:21.514	60	1:01.093	1:22.165						
46	31.042	1:43.591	24	51.001	1:25.657									
82	37.133	1:49.682P												

HSCC Classic Racing Car Championship for the Retro Track & Air Trophy

LAP CHART

(contd.)

Lap 6			Lap 7			Lap 8			Lap 9			Lap 10		
No	Behind	Laptime	No	Behind	Laptime	No	Behind	Laptime	No	Behind	Laptime	No	Behind	Laptime
1		1:04.672	1		1:03.308	1		1:03.935	1		1:04.760	1		1:03.271
30	0.104	1:04.100	22	0.505	1:03.342	22	0.192	1:03.622	22	0.517	1:05.085	3	1 LAP	1:11.366
22	0.471	1:04.612	30	0.881	1:04.085	30	0.403	1:03.457	30	1.259	1:05.616	22	1.198	1:03.952
31	1 LAP	1:17.605	52	3.226	1:04.197	75	1 LAP	1:14.095	60	2 LAPS	1:23.441	30	1.446	1:03.458
52	2.337	1:04.974	44	3.761	1:04.330	44	3.863	1:04.037	44	4.403	1:05.300	62	1 LAP	1:11.670
44	2.739	1:04.476	46	1 LAP	1:13.209	52	4.314	1:05.023	52	5.041	1:05.487	16	2 LAPS	1:21.314
27	1 LAP	1:17.587	27	1 LAP	1:15.566	95	1 LAP	1:14.999	86	1 LAP	1:13.492	44	5.490	1:04.358
81	1 LAP	1:17.704	31	1 LAP	1:17.954	24	2 LAPS	1:25.316	73	1 LAP	1:12.822	52	6.397	1:04.627
14	1 LAP	1:17.031	81	1 LAP	1:16.666	46	1 LAP	1:11.253	10	1 LAP	1:14.108	29	2 LAPS	1:19.478
90	1 LAP	1:30.769	20	1 LAP	1:44.856P	27	1 LAP	1:15.911	14	2 LAPS	1:57.593	86	1 LAP	1:13.657
16	1 LAP	1:20.043	14	1 LAP	1:16.324	81	1 LAP	1:15.933	75	1 LAP	1:15.100	73	1 LAP	1:12.956
91	24.376	1:09.075	90	1 LAP	1:12.800	31	1 LAP	1:18.043	95	1 LAP	1:13.413	10	1 LAP	1:12.580
29	1 LAP	1:21.097	91	29.220	1:08.152	25	33.197	1:07.412	46	1 LAP	1:13.004	75	1 LAP	1:14.390
25	25.546	1:09.571	25	29.720	1:07.482	90	1 LAP	1:12.392	24	2 LAPS	1:24.507	60	2 LAPS	1:21.370
2	1 LAP	1:20.057	16	1 LAP	1:19.464	91	34.698	1:09.413	25	34.943	1:06.506	14	2 LAPS	1:17.506
57	30.708	1:09.348	57	36.860	1:09.460	57	42.889	1:09.964	27	1 LAP	1:15.525	95	1 LAP	1:13.675
60	1 LAP	1:22.109	56	40.144	1:10.744	56	46.230	1:10.021	91	38.542	1:08.604	46	1 LAP	1:11.648
56	32.708	1:10.265	29	1 LAP	1:20.162	96	50.595	1:10.549	81	1 LAP	1:14.192	25	38.177	1:06.505
96	37.326	1:09.862	2	1 LAP	1:20.264	16	1 LAP	1:21.023	90	1 LAP	1:13.280	91	44.180	1:08.909
3	40.660	1:10.165	96	43.981	1:09.963	3	57.310	1:13.004	31	1 LAP	1:17.161	24	2 LAPS	1:23.544
62	43.541	1:10.177	3	48.241	1:10.889	29	1 LAP	1:20.301	57	47.117	1:08.988	27	1 LAP	1:15.241
24	1 LAP	1:24.062	60	1 LAP	1:20.973	62	59.912	1:14.013	56	50.882	1:09.412	81	1 LAP	1:15.083
86	52.150	1:11.638	62	49.834	1:09.601	2	1 LAP	1:20.185	96	55.640	1:09.805	90	1 LAP	1:10.939
75	53.952	1:12.352	86	1:00.681	1:11.839							57	53.135	1:09.289
10	54.537	1:13.153	10	1:03.648	1:12.419							31	1 LAP	1:15.711
73	54.894	1:12.584	73	1:03.807	1:12.221							56	56.934	1:09.323
95	58.317	1:12.415										96	1:01.458	1:09.089

HSCC Classic Racing Car Championship for the Retro Track & Air Trophy LAP CHART

(contd.)

Lap 11			Lap 12			Lap 13			Lap 14			Lap 15		
No	Behind	Laptime	No	Behind	Laptime	No	Behind	Laptime	No	Behind	Laptime	No	Behind	Laptime
1		1:02.572	1		1:04.143	1		1:03.092	1		1:03.362			
22	1.994	1:03.368	30	1.333	1:03.380	57	1 LAP	1:08.960	14	3 LAPS	1:16.980			
30	2.096	1:03.222	22	1.652	1:03.801	30	2.696	1:04.455	30	4.054	1:04.720			
44	6.579	1:03.661	81	2 LAPS	1:18.071	90	2 LAPS	1:10.540	22	6.757	1:03.934			
52	7.942	1:04.117	56	1 LAP	1:12.944	22	6.185	1:07.625	44	8.296	1:04.710			
3	1 LAP	1:11.656	24	3 LAPS	1:24.348	44	6.948	1:04.132	57	1 LAP	1:09.836			
62	1 LAP	1:09.393	31	2 LAPS	1:16.462	52	10.624	1:06.141	90	2 LAPS	1:09.378			
16	2 LAPS	1:20.592	96	1 LAP	1:11.102	27	2 LAPS	1:16.071	60	3 LAPS	1:19.865			
86	1 LAP	1:11.938	44	5.908	1:03.472	56	1 LAP	1:12.579	52	12.019	1:04.757			
10	1 LAP	1:11.901	52	7.575	1:03.776	96	1 LAP	1:10.791	56	1 LAP	1:10.174			
73	1 LAP	1:13.114	62	1 LAP	1:08.446	81	2 LAPS	1:15.553	96	1 LAP	1:10.489			
29	2 LAPS	1:21.853	3	1 LAP	1:11.363	31	2 LAPS	1:17.846	27	2 LAPS	1:15.054			
75	1 LAP	1:12.412	86	1 LAP	1:11.950	62	1 LAP	1:09.617	81	2 LAPS	1:14.301			
95	1 LAP	1:13.800	10	1 LAP	1:12.466	3	1 LAP	1:11.769	62	1 LAP	1:10.495			
14	2 LAPS	1:16.958	73	1 LAP	1:12.219	24	3 LAPS	1:26.957	3	1 LAP	1:10.451			
46	1 LAP	1:11.108	16	2 LAPS	1:19.119	86	1 LAP	1:11.769	31	2 LAPS	1:23.037			
60	2 LAPS	1:20.909	75	1 LAP	1:12.617	73	1 LAP	1:11.171	24	3 LAPS	1:23.384			
25	41.651	1:06.046	29	2 LAPS	1:19.301	10	1 LAP	1:12.329	86	1 LAP	1:11.244			
91	48.970	1:07.362	25	45.293	1:07.785	25	48.578	1:06.377	25	50.737	1:05.521			
90	1 LAP	1:12.027	95	1 LAP	1:13.545	75	1 LAP	1:12.845	73	1 LAP	1:11.044			
57	1:00.443	1:09.880	46	1 LAP	1:11.275	16	2 LAPS	1:20.902	10	1 LAP	1:11.001			
27	1 LAP	1:15.637	14	2 LAPS	1:16.489	46	1 LAP	1:13.408	75	1 LAP	1:11.914			
			91	53.229	1:08.402	91	57.619	1:07.482	91	1:01.401	1:07.144			
			60	2 LAPS	1:20.341	95	1 LAP	1:16.663	46	1 LAP	1:11.893			
						29	2 LAPS	1:20.961	95	1 LAP	1:12.105			
									16	2 LAPS	1:20.009			
									29	2 LAPS	1:19.655			

HSCC "The School Garage" Historic Road Sports Championship

QUALIFYING - Race 8

POS	NO	CL	NAME	NAT	ENTRY	TIME	LAPS	GAP	MPH
1	18	A	Laurence BAILEY		TVR Griffith	1:08.657	14		85.94
2	25	C	David RANDALL		Ginetta G4	1:09.542	14	0.885	84.84
3	76	A	Tony HOWARD		Morgan Plus 8	1:10.161	14	1.504	84.09
4	1	C	Andy SHEPHERD		Lotus Seven S2	1:10.176	14	1.519	84.08
5	92	Inv	Michael HARDING		"Tatty" Turner	1:11.115	13	2.458	82.97
6	15	B	Mike EAGLES		Milano GT Mk1	1:11.138	6	2.481	82.94
7	46	C	Paul TOOMS		Lotus Elan S4	1:11.529	10	2.872	82.49
8	22	C	John FITZGERALD		Lotus Elan S1	1:11.987	13	3.330	81.96
9	2	D	Robert BARRIE		Porsche 911	1:12.464	13	3.807	81.42
10	32	E	Josh SADLER		Ginetta G4	1:12.521	13	3.864	81.36
11	64	E	James BILDERBECK		Turner Climax MkII	1:13.219	13	4.562	80.58
12	27	B	Chris BURBURY		Triumph TR5	1:13.817	13	5.160	79.93
13	52	B	Justin MURPHY		Milano GT Mk1	1:14.279	7	5.622	79.43
14	4	Inv	Suzanne SEARS		Morgan Plus 8	1:14.756	13	6.099	78.92
15	71	E	Dick COFFEY		Turner Mk1	1:14.910	13	6.253	78.76
16	86	C	John WARD		TVR Vixen S2	1:15.499	13	6.842	78.15
17	63	B	Colin SHARP		Triumph TR4A	1:15.665	13	7.008	77.98
18	74	A	Robin BATT		Jaguar E-Type	1:15.701	13	7.044	77.94
19	45	D	Matthew NEWMAN		Alfa Romeo GTV	1:15.719	12	7.062	77.92
20	68	C	Oliver PHILLIPS		Lotus 7	1:16.625	12	7.968	77.00
21	96	D	Dick GRAINGER		Porsche 911	1:16.821	13	8.164	76.80
22	66	B	Mark HOBLE		Morgan Plus 4	1:17.243	12	8.586	76.38
23	7	E	Brian ARCULUS		Lotus Elite	1:18.960	6	10.303	74.72
24	88	Inv	Peter EDNEY		MG TF	1:21.934	12	13.277	72.01
25	98	F	Nick ASHMAN		MG TF	1:22.338	12	13.681	71.66
26	30	F	Tim BURRETT		Lancia Aurelia B20	1:24.456	11	15.799	69.86
27	26	D	Melvin FLOYD		Fiat 124 Sports Coupe	1:24.891	11	16.234	69.50
28	37	D	Mervyn SELWYN		Porsche 911S	1:25.319	11	16.662	69.15
29	65	E	Karen LINE		Turner Mk2	1:26.715	4	18.058	68.04
30	19	F	Chris GAWNE		Lancia Aurelia B20	1:28.236	11	19.579	66.87
31	87	D	Helen THORNE		Morgan 4 Plus 4	1:29.102	7	20.445	66.22

Cars 37 and 86 MUST fit working transponders please, or not be timed.

Weather/Track - Bright/Dry

These results are provisional until the conclusion of any judicial and technical matters.

Silverstone

Circuit Length = 1.6390 miles.

Start: 11:45 End: 12:00

Clerk of Course:	Stewards:	Timekeeper:

HSCC "The School Garage" Historic Road Sports Championship

LAP ANALYSIS

1	Andy SHEPHERD	Lotus Seven S2
1 -	8:34.243	6 - 1:12.472
2 -	1:15.190	7 - 1:10.620
3 -	1:12.053	8 - 1:11.161
4 -	1:11.499	9 - 1:10.176
5 -	1:12.577	10 - 1:11.248
11 -	1:11.298	12 - 1:11.044
13 -	1:11.239	14 - 1:10.699
2	Robert BARRIE	Porsche 911
1 -	8:36.659	6 - 1:14.466
2 -	1:18.203	7 - 1:14.534
3 -	1:13.801	8 - 1:13.344
4 -	1:13.561	9 - 1:12.464
5 -	1:14.698	10 - 1:13.047
11 -	1:13.220	12 - 1:13.102
13 -	1:13.602	
4	Suzanne SEARS	Morgan Plus 8
1 -	8:40.411	6 - 1:16.973
2 -	1:29.982	7 - 1:14.756
3 -	1:25.016	8 - 1:18.086
4 -	1:18.792	9 - 1:15.107
5 -	1:18.932	10 - 1:16.051
11 -	1:15.283	12 - 1:16.326
13 -	1:15.979	
7	Brian ARCULUS	Lotus Elite
1 -	8:51.552	6 - 1:40.284P
2 -	1:23.151	
3 -	1:20.031	
4 -	1:19.110	
5 -	1:18.960	
15	Mike EAGLES	Milano GT Mk1
1 -	8:42.029	6 - 1:31.005P
2 -	1:17.644	
3 -	1:13.150	
4 -	1:11.138	
5 -	1:12.576	
18	Laurence BAILEY	TVR Griffith
1 -	8:50.451	6 - 1:10.657
2 -	1:20.735	7 - 1:09.337
3 -	1:12.858	8 - 1:09.449
4 -	1:10.390	9 - 1:08.657
5 -	1:08.989	10 - 1:08.721
11 -	1:09.739	12 - 1:10.379
13 -	1:09.633	14 - 1:09.803
19	Chris GAWNE	Lancia Aurelia B20
1 -	9:01.682	6 - 1:29.102
2 -	1:36.213	7 - 1:30.216
3 -	1:31.056	8 - 1:30.191
4 -	1:31.476	9 - 1:28.236
5 -	1:30.758	10 - 1:30.325
11 -	1:30.247	

Cars 37 and 86 MUST fit working transponders please, or not be timed.
Weather/Track - Bright/Dry

Silverstone
Circuit Length = 1.6390 miles.
Start: 11:45 End: 12:00

HSCC "The School Garage" Historic Road Sports Championship LAP ANALYSIS

(contd.)

22	John FITZGERALD	Lotus Elan S1
1 - 8:35.891	6 - 1:13.586	11 - 1:11.987
2 - 1:16.834	7 - 1:12.480	12 - 1:13.704
3 - 1:12.853	8 - 1:13.037	13 - 1:14.731
4 - 1:12.539	9 - 1:12.650	
5 - 1:12.997	10 - 1:12.968	
25	David RANDALL	Ginetta G4
1 - 8:21.542	6 - 1:11.765	11 - 1:09.542
2 - 1:15.157	7 - 1:10.972	12 - 1:10.332
3 - 1:12.159	8 - 1:10.928	13 - 1:13.622
4 - 1:11.898	9 - 1:13.324	14 - 1:10.381
5 - 1:12.449	10 - 1:10.979	
26	Melvin FLOYD	Fiat 124 Sports Coupe
1 - 8:51.780	6 - 1:25.870	11 - 1:25.422
2 - 1:30.844	7 - 1:25.751	
3 - 1:28.579	8 - 1:26.503	
4 - 1:26.945	9 - 1:24.891	
5 - 1:26.697	10 - 1:25.241	
27	Chris BURBURY	Triumph TR5
1 - 9:00.656	6 - 1:14.097	11 - 1:13.817
2 - 1:19.603	7 - 1:14.361	12 - 1:15.353
3 - 1:16.656	8 - 1:14.318	13 - 1:14.668
4 - 1:14.607	9 - 1:14.655	
5 - 1:14.006	10 - 1:14.114	
30	Tim BURRETT	Lancia Aurelia B20
1 - 9:00.631	6 - 1:24.994	11 - 1:25.286
2 - 1:33.998	7 - 1:26.632	
3 - 1:28.430	8 - 1:26.312	
4 - 1:27.427	9 - 1:24.779	
5 - 1:26.004	10 - 1:24.456	
32	Josh SADLER	Ginetta G4
1 - 8:51.074	6 - 1:13.039	11 - 1:12.595
2 - 1:21.493	7 - 1:14.256	12 - 1:22.548
3 - 1:16.526	8 - 1:14.180	13 - 1:13.211
4 - 1:15.342	9 - 1:12.521	
5 - 1:14.040	10 - 1:12.561	
37	Mervyn SELWYN	Porsche 911S
1 - 8:34.005	6 - 1:29.645	11 - 1:25.319
2 - 1:40.458	7 - 1:27.790	
3 - 1:31.431	8 - 1:28.469	
4 - 1:34.515	9 - 1:26.824	
5 - 1:29.562	10 - 1:25.569	

Cars 37 and 86 MUST fit working transponders please, or not be timed.
Weather/Track - Bright/Dry

Silverstone
Circuit Length = 1.6390 miles.
Start: 11:45 End: 12:00

HSCC "The School Garage" Historic Road Sports Championship LAP ANALYSIS

(contd.)

45	Matthew NEWMAN	Alfa Romeo GTV
1 - 8:51.990	6 - 1:16.394	11 - 1:15.719
2 - 1:28.807	7 - 1:15.912	12 - 1:39.282
3 - 1:27.345	8 - 1:15.839	
4 - 1:17.765	9 - 1:16.119	
5 - 1:16.448	10 - 1:15.855	
46	Paul TOOMS	Lotus Elan S4
1 - 8:27.390	6 - 1:16.542	
2 - 1:15.971	7 - 1:11.529	
3 - 1:12.658	8 - 1:13.112	
4 - 1:13.022	9 - 1:11.897	
5 - 1:13.160	10 - 1:28.108P	
52	Justin MURPHY	Milano GT Mk1
1 - 8:41.435	6 - 1:14.279	
2 - 1:17.367	7 - 1:28.318P	
3 - 1:15.943		
4 - 1:15.503		
5 - 1:16.224		
63	Colin SHARP	Triumph TR4A
1 - 8:27.037	6 - 1:17.012	11 - 1:15.878
2 - 1:20.073	7 - 1:16.926	12 - 1:15.880
3 - 1:16.416	8 - 1:16.351	13 - 1:15.836
4 - 1:16.384	9 - 1:16.283	
5 - 1:17.986	10 - 1:15.665	
64	James BILDERBECK	Turner Climax MkII
1 - 8:24.619	6 - 1:16.622	11 - 1:16.267
2 - 1:21.082	7 - 1:21.435	12 - 1:14.567
3 - 1:15.563	8 - 1:16.079	13 - 1:14.598
4 - 1:15.815	9 - 1:14.487	
5 - 1:17.146	10 - 1:13.219	
65	Karen LINE	Turner Mk2
1 - 8:56.698		
2 - 1:28.870		
3 - 1:26.715		
4 - 2:08.251P		
66	Mark HOBLE	Morgan Plus 4
1 - 8:45.311	6 - 1:18.009	11 - 1:18.162
2 - 1:25.437	7 - 1:18.798	12 - 1:18.084
3 - 1:20.432	8 - 1:18.487	
4 - 1:17.919	9 - 1:17.243	
5 - 1:18.195	10 - 1:19.008	

Cars 37 and 86 MUST fit working transponders please, or not be timed.
Weather/Track - Bright/Dry

Silverstone
Circuit Length = 1.6390 miles.
Start: 11:45 End: 12:00

HSCC "The School Garage" Historic Road Sports Championship LAP ANALYSIS

(contd.)

68	Oliver PHILLIPS	Lotus 7
1 - 8:44.681	6 - 1:18.142	11 - 1:19.867
2 - 1:30.182	7 - 1:17.809	12 - 1:17.957
3 - 1:25.112	8 - 1:16.625	
4 - 1:19.775	9 - 1:17.832	
5 - 1:19.880	10 - 1:16.791	
71	Dick COFFEY	Turner Mk1
1 - 8:36.258	6 - 1:16.148	11 - 1:14.921
2 - 1:19.500	7 - 1:15.706	12 - 1:15.895
3 - 1:15.135	8 - 1:14.910	13 - 1:15.081
4 - 1:18.529	9 - 1:15.111	
5 - 1:15.847	10 - 1:14.911	
74	Robin BATT	Jaguar E-Type
1 - 8:40.785	6 - 1:16.589	11 - 1:17.457
2 - 1:22.941	7 - 1:16.496	12 - 1:22.200
3 - 1:17.831	8 - 1:19.075	13 - 1:16.606
4 - 1:15.701	9 - 1:16.114	
5 - 1:15.783	10 - 1:17.569	
76	Tony HOWARD	Morgan Plus 8
1 - 8:34.532	6 - 1:12.982	11 - 1:10.549
2 - 1:16.416	7 - 1:10.642	12 - 1:11.021
3 - 1:11.826	8 - 1:10.402	13 - 1:19.367
4 - 1:11.033	9 - 1:10.282	14 - 1:11.414
5 - 1:10.161	10 - 1:10.353	
86	John WARD	TVR Vixen S2
1 - 8:35.981	6 - 1:16.232	11 - 1:15.499
2 - 1:22.690	7 - 1:15.664	12 - 1:19.181
3 - 1:19.387	8 - 1:18.132	13 - 1:16.909
4 - 1:17.402	9 - 1:17.621	
5 - 1:16.448	10 - 1:15.884	
87	Helen THORNE	Morgan 4 Plus 4
1 - 8:47.330	6 - 1:31.149	
2 - 1:30.171	7 - 1:56.738P	
3 - 1:29.102		
4 - 1:29.915		
5 - 1:30.064		
88	Peter EDNEY	MG TF
1 - 8:50.126	6 - 1:21.962	11 - 1:22.405
2 - 1:27.006	7 - 1:22.794	12 - 1:22.320
3 - 1:24.836	8 - 1:22.844	
4 - 1:23.003	9 - 1:22.601	
5 - 1:21.934	10 - 1:24.205	

Cars 37 and 86 MUST fit working transponders please, or not be timed.
Weather/Track - Bright/Dry

Silverstone
Circuit Length = 1.6390 miles.
Start: 11:45 End: 12:00

HSCC "The School Garage" Historic Road Sports Championship LAP ANALYSIS

(contd.)

92	Michael HARDING	"Tatty" Turner
1 - 8:51.381	6 - 1:12.365	11 - 1:11.315
2 - 1:14.834	7 - 1:11.121	12 - 1:11.136
3 - 1:11.803	8 - 1:11.528	13 - 1:12.312
4 - 1:12.192	9 - 1:11.549	
5 - 1:12.000	10 - 1:11.115	
96	Dick GRAINGER	Porsche 911
1 - 8:30.062	6 - 1:17.465	11 - 1:17.883
2 - 1:21.748	7 - 1:17.584	12 - 1:18.805
3 - 1:18.660	8 - 1:18.312	13 - 1:16.821
4 - 1:19.371	9 - 1:19.392	
5 - 1:18.475	10 - 1:17.104	
98	Nick ASHMAN	MG TF
1 - 8:39.034	6 - 1:23.773	11 - 1:23.268
2 - 1:30.658	7 - 1:22.512	12 - 1:22.474
3 - 1:28.379	8 - 1:23.167	
4 - 1:23.531	9 - 1:22.338	
5 - 1:23.700	10 - 1:23.408	

HSCC "The School Garage" Historic Road Sports Championship

GRID - Race 8

ROW 16		1:29.102			
		87	THORNE		
ROW 15	1:26.715			1:28.236	
	65	LINE		19	GAWNE
ROW 14		1:24.891		1:25.319	
		26	FLOYD	37	SELWYN
ROW 13	1:22.338			1:24.456	
	98	ASHMAN		30	BURRETT
ROW 12		1:18.960		1:21.934	
		7	ARCULUS	88	EDNEY
ROW 11	1:16.821			1:17.243	
	96	GRAINGER		66	HOBLE
ROW 10		1:15.719		1:16.625	
		45	NEWMAN	68	PHILLIPS
ROW 9	1:15.665			1:15.701	
	63	SHARP		74	BATT
ROW 8		1:14.910		1:15.499	
		71	COFFEY	86	WARD
ROW 7	1:14.279			1:14.756	
	52	MURPHY		4	SEARS
ROW 6		1:13.219		1:13.817	
		64	BILDERBECK	27	BURBURY
ROW 5	1:12.464			1:12.521	
	2	BARRIE		32	SADLER
ROW 4		1:11.529		1:11.987	
		46	TOOMS	22	FITZGERALD
ROW 3	1:11.115			1:11.138	
	92	HARDING		15	EAGLES
ROW 2		1:10.161		1:10.176	
		76	HOWARD	1	SHEPHERD
ROW 1	1:08.657			1:09.542	
	18	BAILEY		25	RANDALL
		POLE			

Cars 37 and 86 MUST fit working transponders please, or not be timed.

Weather/Track - Bright/Dry

These results are provisional until the conclusion of any judicial and technical matters.

Silverstone

Circuit Length = 1.6390 miles.

Start: 11:45 End: 12:00

Clerk of Course:	Stewards:	Timekeeper:
------------------	-----------	-------------

HSCC "The School Garage" Historic Road Sports Championship

RACE RESULT - Race 8

POS	NO	CL	NAME	NAT	ENTRY	TIME	LAPS	GAP	MPH	BEST
1	18	A	Laurence BAILEY		TVR Griffith	15:27.939	13		82.85	1:09.845
2	25	C	David RANDALL		Ginetta G4	15:32.018	13	4.079	82.48	1:09.850
3	76	A	Tony HOWARD		Morgan Plus 8	15:50.987	13	23.048	80.84	1:10.900
4	22	C	John FITZGERALD		Lotus Elan S1	15:57.985	13	30.046	80.25	1:11.162
5	1	C	Andy SHEPHERD		Lotus Seven S2	16:00.365	13	32.426	80.05	1:11.736
6	2	D	Robert BARRIE		Porsche 911	16:07.136	13	39.197	79.49	1:12.411
7	32	E	Josh SADLER		Ginetta G4	16:16.292	13	48.353	78.74	1:12.298
8	27	B	Chris BURBURY		Triumph TR5	16:21.018	13	53.079	78.36	1:13.435
9	64	E	James BILDERBECK		Turner Climax MkII	16:21.303	13	53.364	78.34	1:12.988
10	63	B	Colin SHARP		Triumph TR4A	16:40.812	13	1:12.873	76.81	1:15.179
11	71	E	Dick COFFEY		Turner Mk1	15:35.703	12	1 LAP	75.85	1:14.939
12	45	D	Matthew NEWMAN		Alfa Romeo GTV	15:37.106	12	1 LAP	75.74	1:15.971
13	4	Inv	Suzanne SEARS		Morgan Plus 8	15:38.066	12	1 LAP	75.66	1:15.245
14	96	D	Dick GRAINGER		Porsche 911	15:39.468	12	1 LAP	75.55	1:15.552
15	74	A	Robin BATT		Jaguar E-Type	15:44.172	12	1 LAP	75.17	1:15.502
16	66	B	Mark HOBLE		Morgan Plus 4	15:45.060	12	1 LAP	75.10	1:16.134
17	7	E	Brian ARCULUS		Lotus Elite	15:46.293	12	1 LAP	75.01	1:16.670
18	68	C	Oliver PHILLIPS		Lotus 7	15:46.641	12	1 LAP	74.98	1:16.447
19	98	F	Nick ASHMAN		MG TF	16:32.275	12	1 LAP	71.53	1:19.972
20	88	Inv	Peter EDNEY		MG TF	16:32.606	12	1 LAP	71.51	1:19.794
21	65	E	Richard LINE		Turner Mk2	15:44.143	11	2 LAPS	68.93	1:21.964
22	30	F	Tim BURRETT		Lancia Aurelia B20	15:52.928	11	2 LAPS	68.29	1:23.893
23	26	D	Melvin FLOYD		Fiat 124 Sports Coupe	15:54.232	11	2 LAPS	68.20	1:24.118
24	37	D	Mervyn SELWYN		Porsche 911S	16:27.942	11	2 LAPS	65.87	1:26.372
25	19	F	Chris GAWNE		Lancia Aurelia B20	16:38.413	11	2 LAPS	65.18	1:27.655
26	87	D	Helen THORNE		Morgan 4 Plus 4	16:50.396	11	2 LAPS	64.41	1:29.194

NOT CLASSIFIED

92	Inv	Michael HARDING	"Tatty" Turner	11:09.093	9	D.N.F.	79.63	1:10.330
46	C	Paul TOOMS	Lotus Elan S4	6:14.498	5	D.N.F.	79.24	1:11.789

FASTEST LAP

18	A	Laurence BAILEY	TVR Griffith	1:09.845	8	84.47mph	135.95kph
25	C	David RANDALL	Ginetta G4	1:09.850	13	84.47mph	135.94kph
92	Inv	Michael HARDING	"Tatty" Turner	1:10.330	4	83.89mph	135.01kph
32	E	Josh SADLER	Ginetta G4	1:12.298	10	81.61mph	131.34kph
2	D	Robert BARRIE	Porsche 911	1:12.411	3	81.48mph	131.13kph
27	B	Chris BURBURY	Triumph TR5	1:13.435	11	80.34mph	129.30kph
98	F	Nick ASHMAN	MG TF	1:19.972	9	73.78mph	118.73kph

Car 86 No transponder, no time.

Weather/Track - Bright/Dry

These results are provisional until the conclusion of any judicial and technical matters.

Silverstone

Circuit Length = 1.6390 miles.

Start: 16:43 End: 16:58

Clerk of Course:	Stewards:	Timekeeper:
------------------	-----------	-------------

HSCC "The School Garage" Historic Road Sports Championship LAP CHART

Lap 1			Lap 2			Lap 3			Lap 4			Lap 5		
No	Behind	Laptime	No	Behind	Laptime	No	Behind	Laptime	No	Behind	Laptime	No	Behind	Laptime
18		1:17.647	18		1:10.799	18		1:10.114	18		1:10.811	18		1:12.286
92	3.531	1:21.178	92	3.848	1:11.116	92	4.412	1:10.678	19	1 LAP	1:29.417	26	1 LAP	1:25.126
25	3.753	1:21.400	25	4.774	1:11.820	25	5.128	1:10.468	92	3.931	1:10.330	92	2.572	1:10.927
1	5.995	1:23.642	1	8.349	1:13.153	1	10.471	1:12.236	25	4.280	1:09.963	25	2.953	1:10.959
46	6.341	1:23.988	46	9.200	1:13.658	46	11.737	1:12.651	1	12.623	1:12.963	46	12.841	1:12.412
22	9.167	1:26.814	22	11.151	1:12.783	22	13.578	1:12.541	46	12.715	1:11.789	76	13.093	1:11.619
2	10.474	1:28.121	76	12.114	1:12.284	76	13.671	1:11.671	76	13.760	1:10.900	1	14.226	1:13.889
76	10.629	1:28.276	2	13.220	1:13.545	2	15.517	1:12.411	22	15.758	1:12.991	37	1 LAP	1:29.628
32	10.968	1:28.615	32	13.470	1:13.301	32	15.889	1:12.533	2	17.453	1:12.747	22	15.781	1:12.309
86	11.189	1:28.836	27	16.990	1:16.395	27	20.891	1:14.015	32	17.730	1:12.652	87	1 LAP	1:30.359
27	11.394	1:29.041	86	18.385	1:17.995	64	22.853	1:14.341	27	24.544	1:14.464	2	17.955	1:12.788
64	12.242	1:29.889	64	18.626	1:17.183	86	24.517	1:16.246	64	26.248	1:14.206	32	18.324	1:12.880
63	13.347	1:30.994	63	19.050	1:16.502	63	25.123	1:16.187	63	29.959	1:15.647	19	1 LAP	1:29.359
71	13.607	1:31.254	71	19.276	1:16.468	71	25.275	1:16.113	71	30.364	1:15.900	27	26.095	1:13.837
45	14.558	1:32.205	45	20.264	1:16.505	45	26.229	1:16.079	86	30.374	1:16.668	64	27.868	1:13.906
4	15.680	1:33.327	4	21.819	1:16.938	4	27.089	1:15.384	45	31.389	1:15.971	63	32.911	1:15.238
68	16.594	1:34.241	96	23.868	1:17.784	96	30.037	1:16.283	4	33.113	1:16.835	71	33.427	1:15.349
96	16.883	1:34.530	74	24.684	1:17.468	74	30.382	1:15.812	96	35.872	1:16.646	86	33.680	1:15.592
66	17.645	1:35.292	68	25.842	1:20.047	66	32.996	1:17.226	74	36.580	1:17.009	45	35.177	1:16.074
74	18.015	1:35.662	66	25.884	1:19.038	68	33.279	1:17.551	66	39.331	1:17.146	4	36.288	1:15.461
7	18.464	1:36.111	7	26.252	1:18.587	7	33.831	1:17.693	68	39.636	1:17.168	96	40.125	1:16.539
88	19.868	1:37.515	98	30.967	1:21.468	98	42.297	1:21.444	7	39.998	1:16.978	74	40.774	1:16.480
98	20.298	1:37.945	88	31.018	1:21.949	88	42.930	1:22.026	98	53.132	1:21.646	66	44.247	1:17.202
30	24.434	1:42.081	30	39.104	1:25.469	30	54.190	1:25.200	88	53.293	1:21.174	7	45.480	1:17.768
26	26.393	1:44.040	26	42.121	1:26.527	65	55.386	1:23.074	30	1:08.833	1:25.454	68	46.163	1:18.813
65	29.893	1:47.540	65	42.426	1:23.332	26	58.172	1:26.165	65	1:09.359	1:24.784	98	1:03.033	1:22.187
87	29.898	1:47.545	87	49.802	1:30.703	37	1:08.369	1:27.574				88	1:03.319	1:22.312
19	32.874	1:50.521	37	50.909	1:28.343	87	1:10.031	1:30.343						
37	33.365	1:51.012	19	52.778	1:30.703									

Car 86 No transponder, no time.
Weather/Track - Bright/Dry

Silverstone
Circuit Length = 1.6390 miles.
Start: 16:43 End: 16:58

HSCC "The School Garage" Historic Road Sports Championship LAP CHART

(contd.)

Lap 6			Lap 7			Lap 8			Lap 9			Lap 10		
No	Behind	Laptime	No	Behind	Laptime	No	Behind	Laptime	No	Behind	Laptime	No	Behind	Laptime
18		1:10.144	18		1:09.954	18		1:09.845	18		1:11.065	18		1:10.327
25	3.165	1:10.356	92	4.620	1:11.172	92	5.768	1:10.993	19	2 LAPS	1:27.952	7	1 LAP	1:16.810
92	3.402	1:10.974	25	4.818	1:11.607	25	6.333	1:11.360	87	2 LAPS	1:29.854	66	1 LAP	1:16.249
30	1 LAP	1:24.068	88	1 LAP	1:22.467	98	1 LAP	1:21.368	25	7.008	1:11.740	68	1 LAP	1:16.447
65	1 LAP	1:23.670	98	1 LAP	1:22.977	88	1 LAP	1:21.862	76	22.241	1:11.011	25	8.109	1:11.428
26	1 LAP	1:24.614	76	20.072	1:11.587	76	22.295	1:12.068	92	26.428	1:31.725P	37	2 LAPS	1:26.372
76	18.439	1:15.490	1	23.344	1:13.639	1	25.998	1:12.499	1	26.968	1:12.035	19	2 LAPS	1:27.655
1	19.659	1:15.577	22	23.661	1:13.699	22	27.036	1:13.220	98	1 LAP	1:21.130	76	23.035	1:11.121
22	19.916	1:14.279	32	24.647	1:13.385	32	28.569	1:13.767	88	1 LAP	1:21.334	87	2 LAPS	1:31.163
2	20.680	1:12.869	30	1 LAP	1:24.387	2	29.576	1:14.262	22	28.177	1:12.206	1	29.288	1:12.647
32	21.216	1:13.036	2	25.159	1:14.433	27	39.098	1:14.282	32	30.334	1:12.830	22	30.211	1:12.361
27	29.847	1:13.896	65	1 LAP	1:25.540	30	1 LAP	1:25.010	2	31.539	1:13.028	32	32.305	1:12.298
37	1 LAP	1:27.744	26	1 LAP	1:24.953	65	1 LAP	1:24.465	27	41.635	1:13.602	2	34.021	1:12.809
64	32.699	1:14.975	27	34.661	1:14.768	64	42.244	1:14.415	64	45.119	1:13.940	98	1 LAP	1:19.972
19	1 LAP	1:27.817	64	37.674	1:14.929	26	1 LAP	1:24.963	30	1 LAP	1:25.391	88	1 LAP	1:20.189
87	1 LAP	1:29.194	63	45.620	1:17.038	63	51.053	1:15.278	65	1 LAP	1:25.067	27	45.375	1:14.067
63	38.536	1:15.769	86	47.702	1:17.567	86	53.930	1:16.073	63	55.167	1:15.179	64	48.119	1:13.327
71	39.876	1:16.593	71	48.472	1:18.550	71	54.472	1:15.845	26	1 LAP	1:24.261	63	1:00.227	1:15.387
86	40.089	1:16.553	45	48.965	1:17.447	45	55.504	1:16.384	86	58.034	1:15.169	86	1:03.651	1:15.944
45	41.472	1:16.439	37	1 LAP	1:28.037	4	59.530	1:16.308	71	58.346	1:14.939	71	1:04.160	1:16.141
4	43.024	1:16.880	4	53.067	1:19.997	96	1:02.123	1:16.932	45	1:00.847	1:16.408	65	1 LAP	1:22.654
96	47.196	1:17.215	19	1 LAP	1:28.318	74	1:03.532	1:17.818	4	1:03.710	1:15.245	45	1:09.598	1:19.078
74	48.902	1:18.272	96	55.036	1:17.794	7	1:06.908	1:17.239	96	1:06.610	1:15.552	30	1 LAP	1:25.882
66	51.917	1:17.814	74	55.559	1:16.611	37	1 LAP	1:27.008	74	1:07.969	1:15.502	4	1:11.018	1:17.635
7	52.283	1:16.947	87	1 LAP	1:30.100	66	1:07.897	1:17.584						
68	52.607	1:16.588	7	59.514	1:17.185	68	1:07.933	1:17.404						
			66	1:00.158	1:18.195									
			68	1:00.374	1:17.721									

Car 86 No transponder, no time.
Weather/Track - Bright/Dry

Silverstone
Circuit Length = 1.6390 miles.
Start: 16:43 End: 16:58

HSCC "The School Garage" Historic Road Sports Championship LAP CHART

(contd.)

Lap 11			Lap 12			Lap 13			Lap 14			Lap 15		
No	Behind	Laptime	No	Behind	Laptime	No	Behind	Laptime	No	Behind	Laptime	No	Behind	Laptime
18		1:11.987	18		1:11.340	18		1:11.620						
26	2 LAPS	1:24.909	45	1 LAP	1:17.536	46	7 LAPS	9:13.471						
96	1 LAP	1:16.285	65	2 LAPS	1:21.964	25	4.079	1:09.850						
74	1 LAP	1:17.192	25	5.849	1:10.372	71	1 LAP	1:21.070						
25	6.817	1:10.695	4	1 LAP	1:18.243	45	1 LAP	1:16.980						
7	1 LAP	1:17.180	96	1 LAP	1:17.310	4	1 LAP	1:15.813						
66	1 LAP	1:16.833	74	1 LAP	1:19.465	96	1 LAP	1:16.598						
68	1 LAP	1:17.468	66	1 LAP	1:16.347	65	2 LAPS	1:22.053						
76	23.607	1:12.559	30	2 LAPS	1:26.093	74	1 LAP	1:16.881						
37	2 LAPS	1:26.454	7	1 LAP	1:17.125	66	1 LAP	1:16.134						
22	30.134	1:11.910	68	1 LAP	1:16.499	7	1 LAP	1:16.670						
1	30.906	1:13.605	26	2 LAPS	1:24.556	68	1 LAP	1:16.694						
32	32.732	1:12.414	76	23.281	1:11.014	76	23.048	1:11.387						
2	35.611	1:13.577	22	29.956	1:11.162	30	2 LAPS	1:23.893						
19	2 LAPS	1:29.555	1	31.302	1:11.736	26	2 LAPS	1:24.118						
98	1 LAP	1:20.284	2	37.266	1:12.995	22	30.046	1:11.710						
88	1 LAP	1:19.794	37	2 LAPS	1:28.613	1	32.426	1:12.744						
27	46.823	1:13.435	32	46.437	1:25.045	2	39.197	1:13.551						
87	2 LAPS	1:32.649	27	50.150	1:14.667	32	48.353	1:13.536						
64	49.234	1:13.102	64	51.996	1:14.102	27	53.079	1:14.549						
63	1:04.494	1:16.254	19	2 LAPS	1:28.678	64	53.364	1:12.988						
86	1:07.129	1:15.465	98	1 LAP	1:20.826	37	2 LAPS	1:27.157						
71	1:09.654	1:17.481	88	1 LAP	1:21.172	98	1 LAP	1:21.028						
			87	2 LAPS	1:29.243	88	1 LAP	1:20.812						
			63	1:08.806	1:15.652	19	2 LAPS	1:28.438						
			86	1:10.650	1:57.989	63	1:12.873	1:15.687						
						87	2 LAPS	1:29.243						

Car 86 No transponder, no time.
Weather/Track - Bright/Dry

Silverstone
Circuit Length = 1.6390 miles.
Start: 16:43 End: 16:58

HSCC/FJHRA Millers Oils Historic Formula Junior

QUALIFYING - Race 9

POS	NO	CL	NAME	NAT	ENTRY	TIME	LAPS	GAP	MPH
1	51	C2	Michael HIBBERD		Lotus 27	1:06.670	14		88.50
2	84	C2	Mark WOODHOUSE		Lotus 20	1:07.519	14	0.849	87.38
3	91	C2	Christopher DRAKE		Brabham BT6	1:07.768	6	1.098	87.06
4	79	C2	Andrew HIBBERD		Lotus 22	1:08.096	13	1.426	86.64
5	59	C2	Robin LONGDON		Lola Mk 5A	1:08.749	14	2.079	85.82
6	83	C2	Barry WESTMORELAND		Lotus 22	1:08.966	13	2.296	85.55
7	62	C2	Simon ARMER		Cooper T59	1:09.202	14	2.532	85.26
8	78	C2	Paul SMEETH		Lotus 22	1:09.215	14	2.545	85.24
9	85	C1	John CHISHOLM		Gemini Mk3a	1:10.209	14	3.539	84.04
10	52	C2	John MONSON		Lotus 20B	1:11.068	13	4.398	83.02
11	11	A2	John TRUSLOVE		Lola Mk2	1:11.126	12	4.456	82.95
12	21	A2	David STEVENSON		Mallock U2	1:11.372	13	4.702	82.67
13	4	A2	Derek WALKER		Terrier Mk IV	1:11.444	13	4.774	82.58
14	88	C1	Paul DAVIS		Lotus 20	1:12.149	13	5.479	81.78
15	14	A2	Crispian BESLEY		Elva 100	1:12.282	13	5.612	81.63
16	95	C2	Rudolf ERNST		Lotus 22	1:12.496	13	5.826	81.38
17	98	C2	John SYKES		Lotus 20	1:12.509	13	5.839	81.37
18	53	C2	Peter EVERINGHAM		Elva 300	1:12.814	13	6.144	81.03
19	12	A2	Stuart ROACH		Alexis MK2	1:12.928	5	6.258	80.90
20	97	C2	David BROWN		Brabham BT6	1:12.951	13	6.281	80.88
21	1	B	Kevin MUSSON		Lotus 18	1:13.151	13	6.481	80.66
22	29	A2	William GRIMSHAW		Moorland Mk1	1:13.852	9	7.182	79.89
23	42	B	Simon HAMILTON		Lotus 18	1:14.175	12	7.505	79.54
24	43	B	Douglas MARTIN		Elva 200	1:14.625	12	7.955	79.06
25	44	B	Andrew ROBERTSON		Crossle 4F	1:15.196	9	8.526	78.46
26	22	A2	Robin LACKFORD		Elva 100	1:15.503	11	8.833	78.14
27	66	C2	Alexander MORTON		Ausper T3	1:15.765	12	9.095	77.87
28	34	A1	Jeremy BOUCKLEY		Cooper Mk II	1:15.989	12	9.319	77.64
29	35	B	Tim BISHOP		Sauter	1:15.999	12	9.329	77.63
30	25	A2	Bernard BROCK		Elva 100	1:16.156	12	9.486	77.47
31	13	A2	Keith ROACH		Gemini Mk2	1:16.202	12	9.532	77.43
32	48	B	Paul HEWES		Lotus 18	1:16.343	12	9.673	77.28
33	47	B	Richard UTLEY		Caravelle Mk1	1:16.598	12	9.928	77.03
34	33	B	Andrew TAYLOR		Envoy Mk1	1:18.369	6	11.699	75.29
35	19	A2	Rob MANGER		Elva 100	1:18.475	12	11.805	75.18
36	26	A2	Roger DEXTER		Elva 100	1:19.199	12	12.529	74.50
37	9	A1	Jan BIEKENS		Stanguellini	1:20.708	11	14.038	73.10
38	20	A1	Stephen RUSSELL		Stanguellini	1:21.929	8	15.259	72.01
39	24	A1	Ian ROBINSON		Autosud	1:22.557	11	15.887	71.47
40	16	A1	Gordon WRIGHT		Stanguellini	1:29.598	6	22.928	65.85
41	28	A2	Zoe SMEETH		Elva 100	1:32.454	9	25.784	63.82

Cars 28 and 44 MUST fit working transponder please, or not be timed. Car 28 Reserve.
 Weather/Track - Cloudy/Dry
 These results are provisional until the conclusion of any judicial and technical matters.

Silverstone
 Circuit Length = 1.6390 miles.
 Start: 12:09 End: 12:24

Clerk of Course:	Stewards:	Timekeeper:
------------------	-----------	-------------

HSCC/FJHRA Millers Oils Historic Formula Junior LAP ANALYSIS

1	Kevin MUSSON	Lotus 18
1 -	8:55.957	6 - 1:13.668
2 -	1:17.955	7 - 1:13.315
3 -	1:13.752	8 - 1:14.755
4 -	1:13.990	9 - 1:20.780
5 -	1:15.688	10 - 1:13.151
4	Derek WALKER	Terrier Mk IV
1 -	8:52.138	6 - 1:12.053
2 -	1:17.025	7 - 1:12.951
3 -	1:13.698	8 - 1:11.444
4 -	1:12.937	9 - 1:14.802
5 -	1:13.091	10 - 1:12.014
9	Jan BIEKENS	Stanguellini
1 -	9:23.236	6 - 1:22.606
2 -	1:28.259	7 - 1:22.961
3 -	1:23.083	8 - 1:23.878
4 -	1:22.681	9 - 1:24.110
5 -	1:23.394	10 - 1:22.892
11	John TRUSLOVE	Lola Mk2
1 -	9:10.417	6 - 1:23.770
2 -	1:39.613	7 - 1:12.326
3 -	1:31.137	8 - 1:18.825
4 -	1:18.204	9 - 1:11.126
5 -	1:13.973	10 - 1:12.415
12	Stuart ROACH	Alexis MK2
1 -	9:07.865	
2 -	1:18.079	
3 -	1:15.581	
4 -	1:12.928	
5 -	1:34.747P	
13	Keith ROACH	Gemini Mk2
1 -	9:11.681	6 - 1:17.781
2 -	1:20.011	7 - 1:18.877
3 -	1:20.392	8 - 1:18.230
4 -	1:20.913	9 - 1:17.006
5 -	1:16.775	10 - 1:17.871
14	Crispian BESLEY	Elva 100
1 -	8:36.961	6 - 1:13.083
2 -	1:15.945	7 - 1:12.610
3 -	1:13.885	8 - 1:14.004
4 -	1:14.371	9 - 1:13.361
5 -	1:13.308	10 - 1:12.282

Cars 28 and 44 MUST fit working transponder please, or not be timed. Car 28 Reserve.
Weather/Track - Cloudy/Dry

Silverstone
Circuit Length = 1.6390 miles.
Start: 12:09 End: 12:24

HSCC/FJHRA Millers Oils Historic Formula Junior LAP ANALYSIS

(contd.)

16	Gordon WRIGHT	Stanguellini
1 -	8:43.729	6 - 1:32.712
2 -	1:31.191	
3 -	1:29.598	
4 -	1:29.774	
5 -	1:32.680	
19	Rob MANGER	Elva 100
1 -	9:23.555	6 - 1:19.109 11 - 1:20.756
2 -	1:23.602	7 - 1:18.581 12 - 1:18.475
3 -	1:22.029	8 - 1:25.496
4 -	1:19.652	9 - 1:19.114
5 -	1:21.168	10 - 1:21.557
20	Stephen RUSSELL	Stanguellini
1 -	9:18.079	6 - 1:22.251
2 -	1:25.597	7 - 1:21.929
3 -	1:22.387	8 - 1:43.027P
4 -	1:22.132	
5 -	1:23.159	
21	David STEVENSON	Mallock U2
1 -	9:05.954	6 - 1:13.603 11 - 1:12.397
2 -	1:20.627	7 - 1:14.208 12 - 1:12.495
3 -	1:15.670	8 - 1:12.849 13 - 1:13.016
4 -	1:13.843	9 - 1:15.140
5 -	1:13.407	10 - 1:11.372
22	Robin LACKFORD	Elva 100
1 -	9:24.087	6 - 1:19.087 11 - 1:15.503
2 -	1:24.305	7 - 1:16.308
3 -	1:17.597	8 - 1:36.000P
4 -	1:16.898	9 - 2:19.573
5 -	1:17.268	10 - 1:16.910
24	Ian ROBINSON	Autosud
1 -	9:02.952	6 - 1:26.520 11 - 1:23.513
2 -	1:29.780	7 - 1:23.574
3 -	1:27.028	8 - 1:25.466
4 -	1:24.470	9 - 1:24.480
5 -	1:26.415	10 - 1:22.557
25	Bernard BROCK	Elva 100
1 -	9:19.879	6 - 1:17.287 11 - 1:16.655
2 -	1:26.987	7 - 1:16.784 12 - 1:16.575
3 -	1:20.540	8 - 1:17.575
4 -	1:17.792	9 - 1:16.156
5 -	1:17.744	10 - 1:17.836

Cars 28 and 44 MUST fit working transponder please, or not be timed. Car 28 Reserve.
Weather/Track - Cloudy/Dry

Silverstone
Circuit Length = 1.6390 miles.
Start: 12:09 End: 12:24

HSCC/FJHRA Millers Oils Historic Formula Junior LAP ANALYSIS

(contd.)

26	Roger DEXTER	Elva 100
1 - 9:01.482	6 - 1:21.116	11 - 1:19.399
2 - 1:23.944	7 - 1:19.199	12 - 1:20.746
3 - 1:24.600	8 - 1:21.407	
4 - 1:24.640	9 - 1:20.105	
5 - 1:26.713	10 - 1:20.918	
28	Zoe SMEETH	Elva 100
1 - 9:02.807	6 - 1:36.575	
2 - 1:46.121	7 - 1:51.297	
3 - 1:42.099	8 - 1:42.246	
4 - 1:37.675	9 - 3:09.242	
5 - 1:32.454		
29	William GRIMSHAW	Moorland Mk1
1 - 8:49.731	6 - 1:15.119	
2 - 1:20.413	7 - 1:13.852	
3 - 1:15.822	8 - 1:14.415	
4 - 1:14.636	9 - 1:20.208	
5 - 1:16.418		
33	Andrew TAYLOR	Envoy Mk1
1 - 9:18.899	6 - 1:18.369	
2 - 1:37.882		
3 - 1:38.882		
4 - 1:23.349		
5 - 1:20.829		
34	Jeremy BOUCKLEY	Cooper Mk II
1 - 9:22.838	6 - 1:18.330	11 - 1:16.631
2 - 1:23.488	7 - 1:18.173	12 - 1:15.989
3 - 1:19.960	8 - 1:18.121	
4 - 1:17.413	9 - 1:16.563	
5 - 1:17.804	10 - 1:18.009	
35	Tim BISHOP	Sauter
1 - 9:13.875	6 - 1:18.734	11 - 1:16.283
2 - 1:22.269	7 - 1:18.423	12 - 1:16.290
3 - 1:19.616	8 - 1:17.584	
4 - 1:20.133	9 - 1:15.999	
5 - 1:19.886	10 - 1:18.057	
42	Simon HAMILTON	Lotus 18
1 - 9:15.446	6 - 1:15.361	11 - 1:14.175
2 - 1:20.470	7 - 1:14.963	12 - 1:15.214
3 - 1:27.544	8 - 1:15.271	
4 - 1:15.534	9 - 1:16.840	
5 - 1:17.775	10 - 1:16.547	

Cars 28 and 44 MUST fit working transponder please, or not be timed. Car 28 Reserve.
Weather/Track - Cloudy/Dry

Silverstone
Circuit Length = 1.6390 miles.
Start: 12:09 End: 12:24

HSCC/FJHRA Millers Oils Historic Formula Junior LAP ANALYSIS

(contd.)

43	Douglas MARTIN	Elva 200
1 - 9:05.189	6 - 1:16.362	11 - 1:15.649
2 - 1:25.195	7 - 1:16.185	12 - 1:14.625
3 - 1:21.363	8 - 1:16.888	
4 - 1:18.837	9 - 1:15.359	
5 - 1:16.782	10 - 1:15.819	
44	Andrew ROBERTSON	Crossle 4F
1 - X:00.000	6 - 1:16.856	
2 - 1:26.417	7 - 1:18.354	
3 - 1:19.217	8 - 1:15.798	
4 - 1:18.768	9 - 1:15.196	
5 - 1:20.416		
47	Richard UTLEY	Caravelle Mk1
1 - 9:03.635	6 - 1:17.965	11 - 1:16.598
2 - 1:22.693	7 - 1:17.338	12 - 1:17.206
3 - 1:22.154	8 - 1:16.653	
4 - 1:20.922	9 - 1:17.540	
5 - 1:19.508	10 - 1:18.358	
48	Paul HEWES	Lotus 18
1 - 9:10.222	6 - 1:17.041	11 - 1:16.343
2 - 1:23.316	7 - 1:18.232	12 - 1:17.492
3 - 1:21.153	8 - 1:17.756	
4 - 1:21.128	9 - 1:16.343	
5 - 1:20.574	10 - 1:17.548	
51	Michael HIBBERD	Lotus 27
1 - 9:00.225	6 - 1:07.975	11 - 1:10.264
2 - 1:11.519	7 - 1:08.572	12 - 1:08.898
3 - 1:08.873	8 - 1:07.655	13 - 1:07.512
4 - 1:07.101	9 - 1:06.670	14 - 1:06.944
5 - 1:07.148	10 - 1:06.959	
52	John MONSON	Lotus 20B
1 - 9:15.223	6 - 1:12.432	11 - 1:13.644
2 - 1:23.148	7 - 1:11.788	12 - 1:11.270
3 - 1:15.734	8 - 1:11.068	13 - 1:12.413
4 - 1:16.709	9 - 1:12.509	
5 - 1:13.593	10 - 1:13.108	
53	Peter EVERINGHAM	Elva 300
1 - 9:02.612	6 - 1:15.135	11 - 1:13.095
2 - 1:19.655	7 - 1:16.796	12 - 1:12.814
3 - 1:14.742	8 - 1:14.296	13 - 1:13.021
4 - 1:13.762	9 - 1:15.670	
5 - 1:14.407	10 - 1:16.360	

Cars 28 and 44 MUST fit working transponder please, or not be timed. Car 28 Reserve.
Weather/Track - Cloudy/Dry

Silverstone
Circuit Length = 1.6390 miles.
Start: 12:09 End: 12:24

HSCC/FJHRA Millers Oils Historic Formula Junior LAP ANALYSIS

(contd.)

59	Robin LONGDON	Lola Mk 5A
1 - 8:37.884	6 - 1:11.560	11 - 1:12.400
2 - 1:12.988	7 - 1:09.306	12 - 1:09.294
3 - 1:10.914	8 - 1:09.297	13 - 1:09.339
4 - 1:10.611	9 - 1:08.749	14 - 1:11.612
5 - 1:10.598	10 - 1:08.929	
62	Simon ARMER	Cooper T59
1 - 8:51.426	6 - 1:09.781	11 - 1:13.460
2 - 1:13.193	7 - 1:10.639	12 - 1:10.504
3 - 1:10.272	8 - 1:10.224	13 - 1:09.671
4 - 1:09.710	9 - 1:10.198	14 - 1:10.244
5 - 1:10.129	10 - 1:09.202	
66	Alexander MORTON	Ausper T3
1 - 9:11.586	6 - 1:15.765	11 - 1:16.672
2 - 1:23.505	7 - 1:17.604	12 - 1:16.527
3 - 1:19.987	8 - 1:16.596	
4 - 1:19.424	9 - 1:18.648	
5 - 1:16.724	10 - 1:17.690	
78	Paul SMEETH	Lotus 22
1 - 8:42.951	6 - 1:11.558	11 - 1:12.418
2 - 1:13.997	7 - 1:11.891	12 - 1:10.528
3 - 1:10.167	8 - 1:10.822	13 - 1:09.215
4 - 1:12.369	9 - 1:12.111	14 - 1:09.654
5 - 1:09.831	10 - 1:09.248	
79	Andrew HIBBERD	Lotus 22
1 - 8:42.869	6 - 1:11.974	11 - 1:22.725P
2 - 1:12.417	7 - 1:09.477	12 - 1:36.651
3 - 1:09.389	8 - 1:10.251	13 - 1:35.447P
4 - 1:08.489	9 - 1:08.096	
5 - 1:09.851	10 - 1:11.158	
83	Barry WESTMORELAND	Lotus 22
1 - 9:12.367	6 - 1:10.566	11 - 1:15.622
2 - 1:16.061	7 - 1:09.098	12 - 1:08.966
3 - 1:10.769	8 - 1:09.633	13 - 1:09.963
4 - 1:09.359	9 - 1:32.382	
5 - 1:09.794	10 - 1:22.601	
84	Mark WOODHOUSE	Lotus 20
1 - 8:45.209	6 - 1:10.661	11 - 1:09.028
2 - 1:15.783	7 - 1:08.261	12 - 1:09.537
3 - 1:11.135	8 - 1:08.366	13 - 1:07.894
4 - 1:08.920	9 - 1:07.519	14 - 1:08.309
5 - 1:08.430	10 - 1:07.855	

Cars 28 and 44 MUST fit working transponder please, or not be timed. Car 28 Reserve.
Weather/Track - Cloudy/Dry

Silverstone
Circuit Length = 1.6390 miles.
Start: 12:09 End: 12:24

HSCC/FJHRA Millers Oils Historic Formula Junior LAP ANALYSIS

(contd.)


85	John CHISHOLM	Gemini Mk3a			
1 -	8:40.677	6 -	1:12.017	11 -	1:11.882
2 -	1:13.952	7 -	1:12.866	12 -	1:10.449
3 -	1:12.323	8 -	1:12.548	13 -	1:10.780
4 -	1:11.616	9 -	1:11.791	14 -	1:10.209
5 -	1:12.986	10 -	1:11.630		
88	Paul DAVIS	Lotus 20			
1 -	9:07.680	6 -	1:14.256	11 -	1:13.402
2 -	1:22.404	7 -	1:14.078	12 -	1:12.716
3 -	1:15.402	8 -	1:13.526	13 -	1:12.149
4 -	1:15.129	9 -	1:13.574		
5 -	1:14.455	10 -	1:15.802		
91	Christopher DRAKE	Brabham BT6			
1 -	8:37.036	6 -	1:29.947P		
2 -	1:09.823				
3 -	1:07.768				
4 -	1:09.708				
5 -	1:10.543				
95	Rudolf ERNST	Lotus 22			
1 -	9:06.101	6 -	1:12.942	11 -	1:14.662
2 -	1:26.462	7 -	1:14.214	12 -	1:12.758
3 -	1:19.686	8 -	1:12.496	13 -	1:13.747
4 -	1:21.942	9 -	1:13.120		
5 -	1:14.418	10 -	1:16.347		
97	David BROWN	Brabham BT6			
1 -	8:54.070	6 -	1:12.951	11 -	1:15.169
2 -	1:17.095	7 -	1:14.467	12 -	1:14.253
3 -	1:14.509	8 -	1:13.264	13 -	1:14.613
4 -	1:13.221	9 -	1:18.194		
5 -	1:13.283	10 -	1:13.297		
98	John SYKES	Lotus 20			
1 -	9:08.429	6 -	1:14.685	11 -	1:13.674
2 -	1:17.812	7 -	1:13.720	12 -	1:12.509
3 -	1:15.180	8 -	1:13.501	13 -	1:13.221
4 -	1:13.700	9 -	1:15.032		
5 -	1:13.541	10 -	1:13.918		

HSCC/FJHRA Millers Oils Historic Formula Junior

GRID - Race 9 - Amended

ROW 18	1:29.598 16 WRIGHT	1:22.557 24 ROBINSON
ROW 17	1:21.929 20 RUSSELL	1:20.708 9 BIEKENS
ROW 16	1:18.475 19 MANGER	1:16.598 47 UTLEY
ROW 15	1:16.343 48 HEWES	1:16.202 13 ROACH
ROW 14	1:16.156 25 BROCK	1:15.999 35 BISHOP
ROW 13	1:15.989 34 BOUCKLEY	1:15.765 66 MORTON
ROW 12	1:15.503 22 LACKFORD	1:15.196 44 ROBERTSON
ROW 11	1:14.625 43 MARTIN	1:14.175 42 HAMILTON
ROW 10	1:13.852 29 GRIMSHAW	1:13.151 1 MUSSON
ROW 9	1:12.951 97 BROWN	1:12.509 98 SYKES
ROW 8	1:12.496 95 ERNST	1:12.282 14 BESLEY
ROW 7	1:12.149 88 DAVIS	1:11.444 4 WALKER
ROW 6	1:11.372 21 STEVENSON	1:11.126 11 TRUSLOVE
ROW 5	1:11.068 52 MONSON	1:10.209 85 CHISHOLM
ROW 4	1:09.215 78 SMEETH	1:09.202 62 ARMER
ROW 3	1:08.966 83 WESTMORELAND	1:08.749 59 LONGDON
ROW 2	1:08.096 79 HIBBERD	1:07.768 91 DRAKE
ROW 1	1:07.519 84 WOODHOUSE	1:06.670 51 HIBBERD

POLE



Cars 28 and 44 MUST fit working transponder please, or not be timed.

Weather/Track - Cloudy/Dry. Cars 26,53,33,28 Reserves 1-4..

These results are provisional until the conclusion of any judicial and technical matters.

Silverstone

Circuit Length = 1.6390 miles.

Start: 12:09 End: 12:24

Clerk of Course:	Stewards:	Timekeeper:
------------------	-----------	-------------

HSCC/FJHRA Millers Oils Historic Formula Junior

RACE RESULT - Race 9

POS	NO	CL	NAME	NAT	ENTRY	TIME	LAPS	GAP	MPH	BEST
1	51	C2	Michael HIBBERD		Lotus 27	15:54.380	14		86.73	1:06.533
2	84	C2	Mark WOODHOUSE		Lotus 20	15:54.488	14	0.108	86.72	1:06.814
3	83	C2	Barry WESTMORELAND		Lotus 22	16:07.684	14	13.304	85.54	1:07.948
4	59	C2	Robin LONGDON		Lola Mk 5A	16:07.937	14	13.557	85.52	1:07.491
5	91	C2	Christopher DRAKE		Brabham BT6	16:14.525	14	20.145	84.94	1:06.680
6	11	A2	John TRUSLOVE		Lola Mk2	16:54.402	14	1:00.022	81.60	1:10.773
7	85	C1	John CHISHOLM		Gemini Mk3a	16:55.359	14	1:00.979	81.53	1:10.915
8	52	C2	John MONSON		Lotus 20B	16:56.656	14	1:02.276	81.42	1:10.840
9	4	A2	Derek WALKER		Terrier Mk IV	17:00.421	14	1:06.041	81.12	1:11.056
10	21	A2	David STEVENSON		Mallock U2	15:58.222	13	1 LAP	80.23	1:11.490
11	14	A2	Crispian BESLEY		Elva 100	16:02.706	13	1 LAP	79.86	1:12.347
12	88	C1	Paul DAVIS		Lotus 20	16:07.514	13	1 LAP	79.46	1:12.013
13	95	C2	Rudolf ERNST		Lotus 22	16:14.190	13	1 LAP	78.91	1:11.783
14	44	B	Andrew ROBERTSON		Crossle 4F	16:19.890	13	1 LAP	78.45	1:12.526
15	1	B	Kevin MUSSON		Lotus 18	16:20.998	13	1 LAP	78.37	1:13.416
16	43	B	Douglas MARTIN		Elva 200	16:40.675	13	1 LAP	76.83	1:14.888
17	34	A1	Jeremy BOUCKLEY		Cooper Mk II	16:41.241	13	1 LAP	76.78	1:14.498
18	22	A2	Robin LACKFORD		Elva 100	16:41.533	13	1 LAP	76.76	1:14.343
19	42	B	Simon HAMILTON		Lotus 18	16:44.799	13	1 LAP	76.51	1:15.158
20	35	B	Tim BISHOP		Sauter	16:45.252	13	1 LAP	76.48	1:15.145
21	13	A2	Keith ROACH		Gemini Mk2	16:45.548	13	1 LAP	76.45	1:14.717
22	48	B	Paul HEWES		Lotus 18	17:04.545	13	1 LAP	75.04	1:16.009
23	47	B	Richard UTLEY		Caravelle Mk1	17:05.063	13	1 LAP	75.00	1:16.284
24	66	C2	Alexander MORTON		Ausper T3	17:07.234	13	1 LAP	74.84	1:15.972
25	25	A2	Bernard BROCK		Elva 100	17:08.069	13	1 LAP	74.78	1:16.157
26	20	A1	Stephen RUSSELL		Stanguellini	16:26.505	12	2 LAPS	71.95	1:19.634
27	9	A1	Jan BIEKENS		Stanguellini	17:06.262	12	2 LAPS	69.16	1:21.264
28	16	A1	Gordon WRIGHT		Stanguellini	16:07.940	11	3 LAPS	67.23	1:25.146
29	24	A1	Ian ROBINSON		Autosud	16:09.033	11	3 LAPS	67.16	1:23.613

NOT CLASSIFIED

98	C2	John SYKES		Lotus 20	14:38.363	12	D.N.F.	80.81	1:10.458
28	A2	Zoe SMEETH		Elva 100	16:16.814	10	N.C.F.	60.58	1:33.283
29	A2	William GRIMSHAW		Moorland Mk1	16:31.138	9	N.C.F.	53.75	1:14.287
97	C2	David BROWN		Brabham BT6	6:26.532	5	D.N.F.	76.78	1:13.811
26	A2	Roger DEXTER		Elva 100	5:37.780	4	D.N.F.	70.39	1:19.564
62	C2	Simon ARMER		Cooper T59	1:20.162	1	D.N.F.	75.80	1:20.162
78	C2	Paul SMEETH		Lotus 22	1:30.395	1	D.N.F.	67.22	1:30.395

FASTEST LAP

51	C2	Michael HIBBERD		Lotus 27	1:06.533	8	88.68mph	142.72kph
11	A2	John TRUSLOVE		Lola Mk2	1:10.773	11	83.37mph	134.17kph
85	C1	John CHISHOLM		Gemini Mk3a	1:10.915	14	83.20mph	133.90kph
44	B	Andrew ROBERTSON		Crossle 4F	1:12.526	10	81.35mph	130.92kph
34	A1	Jeremy BOUCKLEY		Cooper Mk II	1:14.498	13	79.20mph	127.46kph

Weather/Track - Cloudy/Dry

These results are provisional until the conclusion of any judicial and technical matters.

Silverstone

Circuit Length = 1.6390 miles.

Start: 17:09 End: 17:29

Clerk of Course:	Stewards:	Timekeeper:
------------------	-----------	-------------

HSCC/FJHRA Millers Oils Historic Formula Junior LAP CHART

Lap 1			Lap 2			Lap 3			Lap 4			Lap 5		
No	Behind	Laptime	No	Behind	Laptime	No	Behind	Laptime	No	Behind	Laptime	No	Behind	Laptime
84		1:17.187	84		1:07.686	84		1:08.263	84		1:07.149	84		1:07.365
59	0.622	1:17.809	51	0.383	1:07.320	51	0.212	1:08.092	51	0.351	1:07.288	51	0.130	1:07.144
51	0.749	1:17.936	59	1.840	1:08.904	83	1.767	1:08.065	83	2.839	1:08.221	83	3.820	1:08.346
83	1.151	1:18.338	83	1.965	1:08.500	59	2.763	1:09.186	59	3.822	1:08.208	59	5.923	1:09.466
62	2.975	1:20.162	11	9.819	1:12.289	91	12.270	1:08.331	24	1 LAP	1:25.079	91	13.371	1:07.921
11	5.216	1:22.403	4	11.432	1:12.272	11	13.967	1:12.411	91	12.815	1:07.694	16	1 LAP	1:26.654
52	6.375	1:23.562	52	11.877	1:13.188	4	15.136	1:11.967	11	18.157	1:11.339	24	1 LAP	1:23.766
4	6.846	1:24.033	85	12.084	1:12.255	52	15.657	1:12.043	4	19.060	1:11.073	11	22.777	1:11.985
85	7.515	1:24.702	91	12.202	1:09.943	85	15.847	1:12.026	52	19.606	1:11.098	4	23.767	1:12.072
21	9.450	1:26.637	21	14.094	1:12.330	21	18.108	1:12.277	85	19.940	1:11.242	52	24.016	1:11.775
14	9.580	1:26.767	14	14.868	1:12.974	14	18.952	1:12.347	21	22.999	1:12.040	85	24.068	1:11.493
88	9.826	1:27.013	88	16.564	1:14.424	88	20.314	1:12.013	14	25.496	1:13.693	21	27.288	1:11.654
91	9.945	1:27.132	98	17.450	1:14.366	98	22.080	1:12.893	88	26.620	1:13.455	14	30.486	1:12.355
98	10.770	1:27.957	97	19.137	1:15.329	97	25.477	1:14.603	98	27.345	1:12.414	98	31.805	1:11.825
97	11.494	1:28.681	29	19.977	1:15.088	95	25.962	1:13.777	28	1 LAP	1:37.509	88	32.433	1:13.178
29	12.575	1:29.762	95	20.448	1:15.242	1	28.624	1:15.607	97	32.139	1:13.811	97	38.882	1:14.108
1	12.870	1:30.057	1	21.280	1:16.096	44	29.327	1:15.425	95	33.033	1:14.220	95	39.248	1:13.580
95	12.892	1:30.079	44	22.165	1:15.803	22	31.118	1:16.667	1	35.155	1:13.680	1	41.486	1:13.696
78	13.208	1:30.395	22	22.714	1:16.479	42	31.457	1:16.211	44	36.338	1:14.160	44	42.518	1:13.545
22	13.921	1:31.108	42	23.509	1:16.851	43	32.245	1:16.647	42	39.669	1:15.361	42	48.674	1:16.370
44	14.048	1:31.235	43	23.861	1:16.823	34	32.755	1:16.660	22	40.050	1:16.081	43	49.256	1:16.013
42	14.344	1:31.531	34	24.358	1:17.019	35	34.910	1:17.252	43	40.608	1:15.512	22	49.647	1:16.962
43	14.724	1:31.911	13	25.910	1:17.715	13	35.437	1:17.790	34	41.090	1:15.484	34	50.203	1:16.478
34	15.025	1:32.212	35	25.921	1:17.786	66	37.205	1:18.901	35	43.520	1:15.759	35	52.127	1:15.972
35	15.821	1:33.008	66	26.567	1:17.452	47	39.561	1:16.548	13	44.378	1:16.090	13	53.615	1:16.602
13	15.881	1:33.068	48	31.098	1:18.893	48	40.171	1:17.336	66	47.584	1:17.528	66	58.083	1:17.864
66	16.801	1:33.988	20	31.111	1:19.634	25	41.443	1:16.715	47	48.696	1:16.284	47	58.697	1:17.366
20	19.163	1:36.350	47	31.276	1:18.767	20	43.350	1:20.502	48	50.594	1:17.572	28	1 LAP	1:38.781
48	19.891	1:37.078	25	32.991	1:17.474	26	45.080	1:19.573	25	51.286	1:16.992	48	1:01.145	1:17.916
47	20.195	1:37.382	26	33.770	1:19.616	29	48.048	1:36.334P	20	56.997	1:20.796	25	1:01.805	1:17.884
9	21.270	1:38.457	9	36.326	1:22.742	9	49.327	1:21.264	26	57.495	1:19.564			
26	21.840	1:39.027	16	45.459	1:27.146	16	1:03.835	1:26.639	9	1:03.708	1:21.530			
25	23.203	1:40.390	24	56.226	1:27.519									
16	25.999	1:43.186	28	1:07.303	1:35.337									
24	36.393	1:53.580												
28	39.652	1:56.839												

HSCC/FJHRA Millers Oils Historic Formula Junior LAP CHART

(contd.)

Lap 6			Lap 7			Lap 8			Lap 9			Lap 10		
No	Behind	Laptime	No	Behind	Laptime	No	Behind	Laptime	No	Behind	Laptime	No	Behind	Laptime
84		1:08.185	51		1:07.281	51		1:06.533	84		1:07.906	51		1:07.073
51	0.175	1:08.230	84	0.349	1:07.805	35	1 LAP	1:15.145	51	0.279	1:08.936	84	0.319	1:07.671
20	1 LAP	1:20.564	47	1 LAP	1:17.788	84	0.751	1:06.935	16	2 LAPS	1:25.836	44	1 LAP	1:14.256
83	3.890	1:08.255	66	1 LAP	1:19.117	13	1 LAP	1:15.825	42	1 LAP	1:15.910	9	2 LAPS	1:24.894
59	5.765	1:08.027	48	1 LAP	1:18.457	83	6.199	1:07.965	43	1 LAP	1:15.717	29	5 LAPS	1:15.312
9	1 LAP	1:22.815	83	4.767	1:08.333	59	7.520	1:08.253	24	2 LAPS	1:23.964	28	3 LAPS	1:34.561
91	14.219	1:09.033	25	1 LAP	1:18.777	47	1 LAP	1:17.688	34	1 LAP	1:16.716	59	8.464	1:08.848
11	27.232	1:12.640	59	5.800	1:07.491	66	1 LAP	1:18.522	22	1 LAP	1:16.636	83	8.743	1:09.376
4	27.333	1:11.751	91	15.454	1:08.691	48	1 LAP	1:16.597	83	6.719	1:09.177	42	1 LAP	1:16.124
85	27.721	1:11.838	20	1 LAP	1:21.101	25	1 LAP	1:16.758	59	6.968	1:08.105	43	1 LAP	1:16.217
52	28.195	1:12.364	28	2 LAPS	1:35.571	91	18.084	1:09.163	35	1 LAP	1:16.425	34	1 LAP	1:15.558
21	30.593	1:11.490	4	32.206	1:12.329	20	1 LAP	1:20.383	13	1 LAP	1:15.345	22	1 LAP	1:15.810
16	1 LAP	1:26.098	11	32.403	1:12.627	11	37.070	1:11.200	91	17.972	1:08.545	35	1 LAP	1:16.701
14	35.345	1:13.044	85	32.936	1:12.671	4	37.490	1:11.817	47	1 LAP	1:18.178	91	17.917	1:07.297
98	35.417	1:11.797	52	33.374	1:12.635	85	37.666	1:11.263	66	1 LAP	1:16.740	13	1 LAP	1:15.746
88	37.327	1:13.079	9	1 LAP	1:31.414	52	38.232	1:11.391	48	1 LAP	1:16.697	16	2 LAPS	1:28.021
24	1 LAP	1:26.619	21	35.277	1:12.140	21	41.333	1:12.589	25	1 LAP	1:16.309	24	2 LAPS	1:26.509
95	44.060	1:12.997	98	40.223	1:12.262	98	45.170	1:11.480	11	39.342	1:10.929	47	1 LAP	1:16.862
1	47.531	1:14.230	14	41.358	1:13.469	14	47.439	1:12.614	4	39.889	1:11.056	66	1 LAP	1:17.360
44	47.751	1:13.418	88	43.491	1:13.620	28	2 LAPS	1:33.644	85	40.082	1:11.073	48	1 LAP	1:17.050
42	55.647	1:15.158	95	50.786	1:14.182	88	50.022	1:13.064	52	40.679	1:11.104	25	1 LAP	1:17.561
43	56.617	1:15.546	16	1 LAP	1:26.457	9	1 LAP	1:25.223	20	1 LAP	1:20.973	11	42.858	1:10.868
34	56.816	1:14.798	1	53.732	1:13.657	95	56.036	1:11.783	21	44.688	1:12.012	4	43.617	1:11.080
22	57.333	1:15.871	44	54.757	1:14.462	1	1:01.148	1:13.949	98	46.971	1:10.458	85	43.751	1:11.021
35	59.290	1:15.348	24	1 LAP	1:23.613	44	1:02.386	1:14.162	14	51.685	1:12.903	52	44.167	1:10.840
13	1:01.249	1:15.819	42	1:04.548	1:16.357	29	4 LAPS	5:52.921	88	55.204	1:13.839	98	50.290	1:10.671
			43	1:04.841	1:15.680				95	1:00.898	1:13.519	21	50.510	1:13.174
			34	1:04.978	1:15.618				1	1:06.717	1:14.226	20	1 LAP	1:22.150
			22	1:05.245	1:15.368							14	57.167	1:12.834
												88	1:00.614	1:12.762
												95	1:06.267	1:12.721

HSCC/FJHRA Millers Oils Historic Formula Junior LAP CHART

(contd.)

Lap 11			Lap 12			Lap 13			Lap 14			Lap 15		
No	Behind	Laptime	No	Behind	Laptime	No	Behind	Laptime	No	Behind	Laptime	No	Behind	Laptime
51		1:06.940	51		1:06.866	51		1:07.089	51		1:07.652			
84	0.193	1:06.814	84	0.756	1:07.429	84	0.729	1:07.062	84	0.108	1:07.031			
1	1 LAP	1:13.674	20	2 LAPS	1:22.015	14	1 LAP	1:13.824	21	1 LAP	1:15.898			
44	1 LAP	1:12.526	95	1 LAP	1:13.841	88	1 LAP	1:14.187	14	1 LAP	1:13.428			
59	9.661	1:08.137	59	11.061	1:08.266	83	12.032	1:07.948	88	1 LAP	1:14.253			
83	9.998	1:08.195	83	11.173	1:08.041	59	12.791	1:08.819	83	13.304	1:08.924			
29	5 LAPS	1:17.408	44	1 LAP	1:13.868	95	1 LAP	1:13.691	59	13.557	1:08.418			
91	19.655	1:08.678	1	1 LAP	1:14.590	44	1 LAP	1:12.867	16	3 LAPS	1:27.308			
9	2 LAPS	1:25.531	91	19.469	1:06.680	20	2 LAPS	1:21.699	24	3 LAPS	1:26.908			
43	1 LAP	1:15.445	29	5 LAPS	1:14.960	91	19.707	1:07.327	95	1 LAP	1:14.558			
42	1 LAP	1:15.952	43	1 LAP	1:14.888	1	1 LAP	1:13.416	91	20.145	1:08.090			
34	1 LAP	1:15.571	42	1 LAP	1:15.275	29	5 LAPS	1:14.287	28	4 LAPS	1:36.634			
22	1 LAP	1:15.299	34	1 LAP	1:15.071	43	1 LAP	1:15.299	44	1 LAP	1:14.163			
35	1 LAP	1:15.370	22	1 LAP	1:15.356	34	1 LAP	1:15.558	1	1 LAP	1:14.120			
13	1 LAP	1:16.144	35	1 LAP	1:15.704	42	1 LAP	1:15.768	20	2 LAPS	1:20.338			
28	3 LAPS	1:33.283	13	1 LAP	1:15.298	22	1 LAP	1:15.553	29	5 LAPS	1:15.066			
47	1 LAP	1:16.730	9	2 LAPS	1:24.669	35	1 LAP	1:15.283	43	1 LAP	1:14.977			
48	1 LAP	1:17.101	47	1 LAP	1:17.096	13	1 LAP	1:14.717	34	1 LAP	1:14.498			
16	2 LAPS	1:25.146	48	1 LAP	1:16.133	9	2 LAPS	1:22.056	22	1 LAP	1:14.343			
66	1 LAP	1:18.362	11	51.581	1:11.756	11	56.331	1:11.839	42	1 LAP	1:17.931			
25	1 LAP	1:17.259	85	53.439	1:12.159	85	57.716	1:11.366	35	1 LAP	1:15.499			
24	2 LAPS	1:25.878	66	1 LAP	1:17.902	52	58.529	1:11.133	13	1 LAP	1:15.389			
11	46.691	1:10.773	25	1 LAP	1:17.722	48	1 LAP	1:16.009	11	1:00.022	1:11.343			
4	47.988	1:11.311	52	54.485	1:12.766	4	1:00.697	1:13.171	85	1:00.979	1:10.915			
85	48.146	1:11.335	4	54.615	1:13.493	47	1 LAP	1:17.380	52	1:02.276	1:11.399			
52	48.585	1:11.358	98	58.724	1:11.045	66	1 LAP	1:17.526	4	1:06.041	1:12.996			
98	54.545	1:11.195	28	3 LAPS	1:34.655	25	1 LAP	1:18.071	48	1 LAP	1:17.706			
21	56.864	1:13.294	16	2 LAPS	1:25.449				47	1 LAP	1:16.994			
14	1:02.681	1:12.454	24	2 LAPS	1:25.598				9	2 LAPS	1:25.667			
88	1:06.301	1:12.627	21	1:02.685	1:12.687				66	1 LAP	1:15.972			
									25	1 LAP	1:16.157			