



HISTORIC RACE MEETING

Championship Finals

Silverstone Circuit

15th October 2005



Results Provided by MST Sports Timing Ltd
www.msttiming.com

Vredestein JEC Jaguar XK Championship QUALIFYING - Race 1

POS	NO	CL	NAME	NAT	ENTRY	TIME	LAPS	GAP	MPH
1	1	D	Graeme DODD		Jaguar XK120	1:09.572	14		84.81
2	33	D	Nigel WEBB		Jaguar XK120	1:09.579	7	0.007	84.80
3	32	D	John CHISHOLM		Jaguar XK120	1:10.280	9	0.708	83.95
4	17	C	David HALL		Jaguar XK120	1:12.796	13	3.224	81.05
5	20	C	Michael O'SHEA		Jaguar XK150S	1:13.164	13	3.592	80.64
6	24	C	Trevor GROOM		Jaguar XK140	1:13.956	13	4.384	79.78
7	12	C	Grahame BULL		Jaguar XK150	1:14.166	13	4.594	79.55
8	30	D	Dick SKIPWORTH		Jaguar XK120	1:14.303	13	4.731	79.41
9	5	D	Richard HACKETT		Jaguar XK120	1:14.415	13	4.843	79.29
10	2	C	Chris KEITH-LUCAS		Jaguar XK120	1:15.690	13	6.118	77.95
11	16	C	John ROBERTS		Jaguar XK150	1:15.784	13	6.212	77.85
12	23	C	Graham LOVE		Jaguar XK150	1:15.950	13	6.378	77.68
13	44	D	Steve SKIPWORTH		Jaguar XK120	1:16.058	13	6.486	77.57
14	42	B	Geoff OTTLEY		Jaguar XK120	1:17.559	13	7.987	76.07
15	29	C	Mark GIBBON		Jaguar XK120	1:17.596	12	8.024	76.04
16	35	D	Ray HIGGS		Jaguar XK140	1:17.696	12	8.124	75.94
17	7	B	Brian ARCULUS		Jaguar XK120	1:18.115	11	8.543	75.53
18	31	B	Roger WOODBRIDGE		Jaguar XK120	1:18.121	12	8.549	75.52
19	14	C	Colin YOULE		Jaguar XK120	1:18.312	7	8.740	75.34
20	99	C	Chris KEEN		Jaguar XK120	1:18.501	12	8.929	75.16
21	40	C	Claire KEITH-LUCAS		Jaguar XK150S	1:19.092	12	9.520	74.60
22	37	B	David KREMER		Jaguar XK150	1:19.164	12	9.592	74.53
23	45	D	John BURTON		Jaguar XK120	1:19.631	8	10.059	74.09
24	36	B	Nicholas WILKINS		Jaguar XK120	1:20.703	12	11.131	73.11
25	57	B	Glenn TOLLETT		Jaguar Xk120	1:20.834	8	11.262	72.99

Weather/Track - Cloudy/Dry

These results are provisional until the conclusion of any judicial and technical matters.

Silverstone

Circuit Length = 1.6390 miles.

Start: 09:00 End: 09:15

Clerk of Course:	Stewards:	Timekeeper:
------------------	-----------	-------------

Vredestein JEC Jaguar XK Championship LAP ANALYSIS

1	Graeme DODD	Jaguar XK120
1 - X:00.000	6 - 1:17.029	11 - 1:18.944
2 - 1:12.534	7 - 1:16.162	12 - 1:12.864
3 - 1:10.097	8 - 1:10.633	13 - 1:10.324
4 - 1:09.572	9 - 1:11.067	14 - 1:10.784
5 - 1:09.964	10 - 1:10.573	
2	Chris KEITH-LUCAS	Jaguar XK120
1 - X:00.000	6 - 1:17.209	11 - 1:17.044
2 - 1:22.269	7 - 1:15.984	12 - 1:17.223
3 - 1:31.091	8 - 1:17.161	13 - 1:16.274
4 - 1:16.089	9 - 1:15.690	
5 - 1:18.499	10 - 1:16.253	
5	Richard HACKETT	Jaguar XK120
1 - X:00.000	6 - 1:14.415	11 - 1:17.424
2 - 1:18.036	7 - 1:15.626	12 - 1:17.607
3 - 1:15.130	8 - 1:16.840	13 - 1:18.173
4 - 1:15.788	9 - 1:18.452	
5 - 1:15.504	10 - 1:18.503	
7	Brian ARCULUS	Jaguar XK120
1 - X:00.000	6 - 1:18.578	11 - 1:50.462P
2 - 1:22.938	7 - 1:18.202	
3 - 1:18.115	8 - 1:19.522	
4 - 1:19.278	9 - 1:22.456	
5 - 1:22.032	10 - 1:20.540	
12	Grahame BULL	Jaguar XK150
1 - X:00.000	6 - 1:14.166	11 - 1:16.410
2 - 1:16.468	7 - 1:14.927	12 - 1:15.830
3 - 1:15.348	8 - 1:15.531	13 - 1:18.107
4 - 1:14.736	9 - 1:17.066	
5 - 1:15.544	10 - 1:15.922	
14	Colin YOULE	Jaguar XK120
1 - X:00.000	6 - 1:19.471	
2 - 1:24.252	7 - 1:18.312	
3 - 1:20.194		
4 - 1:19.554		
5 - 1:21.193		
16	John ROBERTS	Jaguar XK150
1 - X:00.000	6 - 1:15.969	11 - 1:17.589
2 - 1:20.805	7 - 1:15.784	12 - 1:16.485
3 - 1:17.099	8 - 1:16.821	13 - 1:17.156
4 - 1:17.029	9 - 1:16.547	
5 - 1:16.226	10 - 1:17.239	

Vredestein JEC Jaguar XK Championship

LAP ANALYSIS

(contd.)

17	David HALL	Jaguar XK120
1 - X:00.000	6 - 1:13.189	11 - 1:14.297
2 - 1:16.654	7 - 1:13.032	12 - 1:12.796
3 - 1:14.146	8 - 1:13.167	13 - 1:34.461
4 - 1:14.267	9 - 1:14.289	
5 - 1:14.068	10 - 1:17.069	
20	Michael O'SHEA	Jaguar XK150S
1 - X:00.000	6 - 1:14.890	11 - 1:15.241
2 - 1:27.061	7 - 1:13.964	12 - 1:13.985
3 - 1:22.963	8 - 1:13.584	13 - 1:14.411
4 - 1:18.921	9 - 1:14.562	
5 - 1:15.156	10 - 1:13.164	
23	Graham LOVE	Jaguar XK150
1 - X:00.000	6 - 1:15.950	11 - 1:18.196
2 - 1:21.893	7 - 1:16.003	12 - 1:16.897
3 - 1:16.582	8 - 1:16.427	13 - 1:17.210
4 - 1:16.204	9 - 1:17.728	
5 - 1:16.124	10 - 1:17.838	
24	Trevor GROOM	Jaguar XK140
1 - X:00.000	6 - 1:15.346	11 - 1:15.786
2 - 1:20.360	7 - 1:13.956	12 - 1:15.740
3 - 1:14.637	8 - 1:14.369	13 - 1:16.259
4 - 1:15.530	9 - 1:19.624	
5 - 1:28.163	10 - 1:15.740	
29	Mark GIBBON	Jaguar XK120
1 - X:00.000	6 - 1:18.091	11 - 1:17.596
2 - 1:23.848	7 - 1:18.484	12 - 1:17.955
3 - 1:19.538	8 - 1:17.854	
4 - 1:19.707	9 - 1:18.269	
5 - 1:18.842	10 - 1:18.226	
30	Dick SKIPWORTH	Jaguar XK120
1 - X:00.000	6 - 1:14.760	11 - 1:16.300
2 - 1:18.605	7 - 1:14.303	12 - 1:15.543
3 - 1:16.282	8 - 1:15.714	13 - 1:17.947
4 - 1:18.498	9 - 1:16.256	
5 - 1:18.463	10 - 1:15.764	
31	Roger WOODBRIDGE	Jaguar XK120
1 - X:00.000	6 - 1:18.121	11 - 1:21.640
2 - 1:25.698	7 - 1:19.446	12 - 1:44.290P
3 - 1:21.342	8 - 1:19.811	
4 - 1:20.139	9 - 1:19.832	
5 - 1:19.261	10 - 1:23.367	

Vredestein JEC Jaguar XK Championship LAP ANALYSIS

(contd.)

32	John CHISHOLM	Jaguar XK120
1 - X:00.000	6 - 1:10.873	
2 - 1:17.217	7 - 1:12.232	
3 - 1:10.769	8 - 1:14.183	
4 - 1:10.614	9 - 1:32.872P	
5 - 1:10.280		
33	Nigel WEBB	Jaguar XK120
1 - X:00.000	6 - 1:09.664	
2 - 1:15.003	7 - 1:25.064P	
3 - 1:10.251		
4 - 1:09.579		
5 - 1:10.722		
35	Ray HIGGS	Jaguar XK140
1 - X:00.000	6 - 1:17.696	11 - 1:19.032
2 - 1:28.623	7 - 1:18.155	12 - 1:21.153
3 - 1:22.930	8 - 1:19.539	
4 - 1:18.512	9 - 1:19.706	
5 - 1:19.379	10 - 1:20.472	
36	Nicholas WILKINS	Jaguar XK120
1 - X:00.000	6 - 1:22.737	11 - 1:20.703
2 - 1:25.063	7 - 1:22.461	12 - 1:23.975
3 - 1:23.635	8 - 1:21.984	
4 - 1:23.564	9 - 1:24.388	
5 - 1:26.384	10 - 1:26.198	
37	David KREMER	Jaguar XK150
1 - X:00.000	6 - 1:19.451	11 - 1:19.690
2 - 1:39.994	7 - 1:20.684	12 - 1:19.891
3 - 1:24.695	8 - 1:22.851	
4 - 1:20.927	9 - 1:20.071	
5 - 1:19.164	10 - 1:20.115	
40	Claire KEITH-LUCAS	Jaguar XK150S
1 - X:00.000	6 - 1:20.734	11 - 1:19.119
2 - 1:27.971	7 - 1:19.677	12 - 1:21.508
3 - 1:20.569	8 - 1:21.124	
4 - 1:20.380	9 - 1:21.067	
5 - 1:20.432	10 - 1:19.092	
42	Geoff OTTLEY	Jaguar XK120
1 - X:00.000	6 - 1:18.054	11 - 1:19.023
2 - 1:21.042	7 - 1:18.379	12 - 1:19.216
3 - 1:17.800	8 - 1:17.559	13 - 1:19.532
4 - 1:18.419	9 - 1:19.852	
5 - 1:18.604	10 - 1:19.118	

Vredestein JEC Jaguar XK Championship LAP ANALYSIS

(contd.)


44	Steve SKIPWORTH	Jaguar XK120
1 - X:00.000	6 - 1:16.514	11 - 1:16.947
2 - 1:19.916	7 - 1:17.009	12 - 1:17.168
3 - 1:17.672	8 - 1:16.373	13 - 1:16.168
4 - 1:16.993	9 - 1:17.512	
5 - 1:16.058	10 - 1:17.114	
45	John BURTON	Jaguar XK120
1 - X:00.000	6 - 1:22.560	
2 - 1:22.116	7 - 1:19.631	
3 - 1:21.624	8 - 1:40.674P	
4 - 1:21.789		
5 - 1:20.611		
57	Glenn TOLLETT	Jaguar Xk120
1 - X:00.000	6 - 1:21.926	
2 - 1:24.989	7 - 1:24.047	
3 - 1:22.281	8 - 1:58.357P	
4 - 1:20.834		
5 - 1:22.216		
99	Chris KEEN	Jaguar XK120
1 - X:00.000	6 - 1:18.501	11 - 1:19.394
2 - 1:24.183	7 - 1:36.468	12 - 1:21.010
3 - 1:21.429	8 - 1:18.834	
4 - 1:18.555	9 - 1:18.977	
5 - 1:19.512	10 - 1:20.537	

Vredestein JEC Jaguar XK Championship

GRID - Race 1

ROW 13	1:20.834	57	TOLLETT	
ROW 12	1:19.631	45	BURTON	1:20.703 36 WILKINS
ROW 11	1:19.092	40	KEITH-LUCAS	1:19.164 37 KREMER
ROW 10	1:18.312	14	YOULE	1:18.501 99 KEEN
ROW 9	1:18.115	7	ARCULUS	1:18.121 31 WOODBRIDGE
ROW 8	1:17.596	29	GIBBON	1:17.696 35 HIGGS
ROW 7	1:16.058	44	SKIPWORTH	1:17.559 42 OTTLEY
ROW 6	1:15.784	16	ROBERTS	1:15.950 23 LOVE
ROW 5	1:14.415	5	HACKETT	1:15.690 2 KEITH-LUCAS
ROW 4	1:14.166	12	BULL	1:14.303 30 SKIPWORTH
ROW 3	1:13.164	20	O'SHEA	1:13.956 24 GROOM
ROW 2	1:10.280	32	CHISHOLM	1:12.796 17 HALL
ROW 1	1:09.572	1	DODD	1:09.579 33 WEBB

POLE



Weather/Track - Cloudy/Dry

These results are provisional until the conclusion of any judicial and technical matters.

Silverstone
Circuit Length = 1.6390 miles.
Start: 09:00 End: 09:15

Clerk of Course:	Stewards:	Timekeeper:
------------------	-----------	-------------

Vredestein JEC Jaguar XK Championship

RACE RESULT - Race 1

POS	NO	CL	NAME	NAT	ENTRY	TIME	LAPS	GAP	MPH	BEST
1	1	D	Graeme DODD		Jaguar XK120	15:31.277	13		82.55	1:09.957
2	32	D	John CHISHOLM		Jaguar XK120	15:42.570	13	11.293	81.56	1:10.757
3	33	D	Nigel WEBB		Jaguar XK120	15:46.774	13	15.497	81.20	1:10.276
4	20	C	Michael O'SHEA		Jaguar XK150S	16:10.675	13	39.398	79.20	1:12.793
5	17	C	David HALL		Jaguar XK120	16:12.714	13	41.437	79.03	1:13.113
6	12	C	Grahame BULL		Jaguar XK150	16:42.950	13	1:11.673	76.65	1:15.126
7	30	D	Dick SKIPWORTH		Jaguar XK120	16:47.108	13	1:15.831	76.33	1:15.493
8	2	C	Chris KEITH-LUCAS		Jaguar XK120	15:33.038	12	1 LAP	76.07	1:16.047
9	44	D	Steve SKIPWORTH		Jaguar XK120	15:35.479	12	1 LAP	75.87	1:15.853
10	23	C	Graham LOVE		Jaguar XK150	15:45.960	12	1 LAP	75.03	1:17.007
11	35	D	Ray HIGGS		Jaguar XK140	15:52.601	12	1 LAP	74.51	1:16.616
12	29	C	Mark GIBBON		Jaguar XK120	15:54.703	12	1 LAP	74.34	1:17.673
13	42	B	Geoff OTTLEY		Jaguar XK120	15:57.722	12	1 LAP	74.11	1:17.829
14	16	C	John ROBERTS		Jaguar XK150	16:01.698	12	1 LAP	73.80	1:16.422
15	37	B	David KREMER		Jaguar XK150	16:05.658	12	1 LAP	73.50	1:18.071
16	45	D	John BURTON		Jaguar XK120	16:07.533	12	1 LAP	73.36	1:17.614
17	31	B	Roger WOODBRIDGE		Jaguar XK120	16:25.534	12	1 LAP	72.02	1:19.701
18	99	C	Chris KEEN		Jaguar XK120	16:26.530	12	1 LAP	71.95	1:18.719
19	40	C	Claire KEITH-LUCAS		Jaguar XK150S	16:32.822	12	1 LAP	71.49	1:18.461
20	57	B	Glenn TOLLETT		Jaguar Xk120	17:21.291	12	1 LAP	68.16	1:21.923
21	36	B	Nicholas WILKINS		Jaguar XK120	15:35.559	11	2 LAPS	69.56	1:22.251
NOT CLASSIFIED										
7	B		Brian ARCULUS		Jaguar XK120	12:50.016	9	D.N.F.	69.19	1:19.154
24	C		Trevor GROOM		Jaguar XK140		0	D.N.F.	N/A	
53	B		Colin YOULE		Jaguar XK120		0	D.N.F.	N/A	
FASTEST LAP										
1	D		Graeme DODD		Jaguar XK120	1:09.957	6	84.34mph	135.73kph	
20	C		Michael O'SHEA		Jaguar XK150S	1:12.793	2	81.05mph	130.44kph	
42	B		Geoff OTTLEY		Jaguar XK120	1:17.829	3	75.81mph	122.00kph	

Weather/Track - Cloudy/Dry

These results are provisional until the conclusion of any judicial and technical matters.

Silverstone
Circuit Length = 1.6390 miles.
Start: 13:04 End: 13:20

Clerk of Course:	Stewards:	Timekeeper:
------------------	-----------	-------------

Vredestein JEC Jaguar XK Championship

LAP CHART

Lap 1			Lap 2			Lap 3			Lap 4			Lap 5		
No	Behind	Laptime	No	Behind	Laptime	No	Behind	Laptime	No	Behind	Laptime	No	Behind	Laptime
33		1:19.332	33		1:14.316	33		1:10.770	33		1:10.276	1		1:10.435
1	1.357	1:20.689	1	0.084	1:13.043	1	0.445	1:11.131	1	0.441	1:10.272	33	0.408	1:11.284
32	2.590	1:21.922	32	0.860	1:12.586	32	2.699	1:12.609	32	3.545	1:11.122	32	4.327	1:11.658
20	4.392	1:23.724	20	2.869	1:12.793	20	5.375	1:13.276	20	8.522	1:13.423	20	11.256	1:13.610
17	5.430	1:24.762	17	5.294	1:14.180	17	7.637	1:13.113	17	10.921	1:13.560	17	13.836	1:13.791
12	6.728	1:26.060	12	7.774	1:15.362	12	12.510	1:15.506	12	18.639	1:16.405	12	24.408	1:16.645
30	8.638	1:27.970	30	10.598	1:16.276	30	16.277	1:16.449	30	21.494	1:15.493	30	28.153	1:17.535
2	9.209	1:28.541	2	11.798	1:16.905	2	18.384	1:17.356	44	24.525	1:15.853	44	29.847	1:16.198
16	9.833	1:29.165	44	13.270	1:16.485	44	18.948	1:16.448	2	24.990	1:16.882	2	30.307	1:16.193
29	10.605	1:29.937	29	15.217	1:18.928	23	23.904	1:19.179	23	31.455	1:17.827	23	37.995	1:17.416
44	11.101	1:30.433	23	15.495	1:18.298	29	24.293	1:19.846	29	32.035	1:18.018	29	39.283	1:18.124
23	11.513	1:30.845	7	17.626	1:19.704	7	26.010	1:19.154	42	34.336	1:18.208	42	41.670	1:18.210
7	12.238	1:31.570	35	18.444	1:19.475	42	26.404	1:17.829	7	35.378	1:19.644	7	43.686	1:19.184
42	13.022	1:32.354	42	19.345	1:20.639	37	27.303	1:18.071	37	35.761	1:18.734	37	44.293	1:19.408
35	13.285	1:32.617	37	20.002	1:20.424	99	28.510	1:18.719	99	36.981	1:18.747	35	44.690	1:18.324
37	13.894	1:33.226	99	20.561	1:19.879	35	29.809	1:22.135	35	37.242	1:17.709	99	45.696	1:19.591
99	14.998	1:34.330	31	21.342	1:20.220	31	30.273	1:19.701	31	40.127	1:20.130	31	49.067	1:19.816
31	15.438	1:34.770	45	25.543	1:21.816	45	33.715	1:18.942	45	43.045	1:19.606	16	50.459	1:17.966
40	16.323	1:35.655	57	28.702	1:22.848	16	36.939	1:16.612	16	43.369	1:16.706	45	50.958	1:18.789
36	17.843	1:37.175	36	29.442	1:25.915	57	39.855	1:21.923	57	51.765	1:22.186	57	1:04.262	1:23.373
45	18.043	1:37.375	16	31.097	1:35.580	36	40.923	1:22.251	36	53.813	1:23.166	36	1:05.532	1:22.595
57	20.170	1:39.502	40	42.618	1:40.611	40	51.186	1:19.338	40	59.371	1:18.461	40	1:07.015	1:18.520

Vredestein JEC Jaguar XK Championship

LAP CHART

(contd.)

Lap 6			Lap 7			Lap 8			Lap 9			Lap 10		
No	Behind	Laptime	No	Behind	Laptime	No	Behind	Laptime	No	Behind	Laptime	No	Behind	Laptime
1		1:09.957	1		1:10.815	1		1:10.600	1		1:10.984	1		1:11.124
33	1.427	1:10.976	33	1.437	1:10.825	33	1.509	1:10.672	37	1 LAP	1:20.624	42	1 LAP	1:18.571
32	5.127	1:10.757	57	1 LAP	1:22.477	32	7.170	1:11.733	33	3.153	1:12.628	35	1 LAP	1:17.355
20	15.203	1:13.904	32	6.037	1:11.725	40	1 LAP	1:20.344	16	1 LAP	1:23.240	33	2.672	1:10.643
17	18.109	1:14.230	40	1 LAP	1:20.271	57	1 LAP	1:22.327	45	1 LAP	1:19.273	32	9.182	1:11.629
12	30.467	1:16.016	36	1 LAP	1:24.279	36	1 LAP	1:23.104	32	8.677	1:12.491	37	1 LAP	1:19.040
30	34.586	1:16.390	20	18.210	1:13.822	20	21.968	1:14.358	31	1 LAP	1:22.344	16	1 LAP	1:17.202
2	36.397	1:16.047	17	21.239	1:13.945	17	24.074	1:13.435	7	1 LAP	1:30.884	45	1 LAP	1:18.597
44	38.211	1:18.321	12	36.270	1:16.618	12	42.179	1:16.509	99	1 LAP	1:35.422	31	1 LAP	1:20.989
23	45.333	1:17.295	30	39.908	1:16.137	30	45.622	1:16.314	20	25.459	1:14.475	99	1 LAP	1:22.000
29	47.548	1:18.222	2	42.577	1:16.995	2	48.679	1:16.702	40	1 LAP	1:20.610	20	28.377	1:14.042
42	50.289	1:18.576	44	44.476	1:17.080	44	50.595	1:16.719	17	27.219	1:14.129	17	31.151	1:15.056
7	53.267	1:19.538	23	51.746	1:17.228	23	58.239	1:17.093	57	1 LAP	1:23.411	40	1 LAP	1:20.253
35	53.601	1:18.868	29	54.406	1:17.673	29	1:01.694	1:17.888	36	1 LAP	1:23.502	57	1 LAP	1:22.449
99	54.942	1:19.203	42	57.681	1:18.207	42	1:05.124	1:18.043	12	48.063	1:16.868	36	1 LAP	1:24.908
37	55.350	1:21.014	35	1:00.452	1:17.666	35	1:06.468	1:16.616	30	51.192	1:16.554	7	1 LAP	1:48.397P
16	56.956	1:16.454	99	1:03.334	1:19.207				2	54.633	1:16.938	12	53.679	1:16.740
31	59.899	1:20.789	37	1:03.891	1:19.356				44	56.229	1:16.618	30	56.631	1:16.563
45	1:00.061	1:19.060	16	1:04.022	1:17.881				23	1:04.262	1:17.007	2	1:00.585	1:17.076
			7	1:04.393	1:21.941				29	1:08.600	1:17.890	44	1:01.776	1:16.671
			45	1:09.316	1:20.070							23	1:10.241	1:17.103
			31	1:10.345	1:21.261									

Vredestein JEC Jaguar XK Championship

LAP CHART

(contd.)

Lap 11			Lap 12			Lap 13			Lap 14			Lap 15		
No	Behind	Laptime	No	Behind	Laptime	No	Behind	Laptime	No	Behind	Laptime	No	Behind	Laptime
1		1:10.469	1		1:10.680	1		1:11.078						
33	4.233	1:12.030	33	4.384	1:10.831	2	1 LAP	1:16.649						
29	1 LAP	1:19.604	23	1 LAP	1:18.257	44	1 LAP	1:17.971						
35	1 LAP	1:17.617	32	11.267	1:11.573	36	2 LAPS	1:24.242						
32	10.374	1:11.661	29	1 LAP	1:19.009	32	11.293	1:11.104						
42	1 LAP	1:19.858	35	1 LAP	1:17.129	23	1 LAP	1:18.412						
16	1 LAP	1:17.147	42	1 LAP	1:18.410	33	15.497	1:22.191						
37	1 LAP	1:18.530	16	1 LAP	1:17.323	35	1 LAP	1:17.090						
45	1 LAP	1:18.196	37	1 LAP	1:18.638	29	1 LAP	1:19.564						
20	32.442	1:14.534	45	1 LAP	1:18.195	42	1 LAP	1:18.817						
31	1 LAP	1:22.456	20	36.176	1:14.414	16	1 LAP	1:16.422						
17	34.610	1:13.928	17	38.458	1:14.528	37	1 LAP	1:18.593						
99	1 LAP	1:20.182	31	1 LAP	1:22.029	45	1 LAP	1:17.614						
40	1 LAP	1:19.750	99	1 LAP	1:19.382	20	39.398	1:14.300						
57	1 LAP	1:26.039	40	1 LAP	1:19.524	17	41.437	1:14.057						
12	58.336	1:15.126	12	1:04.735	1:17.079	31	1 LAP	1:21.029						
36	1 LAP	1:24.422	30	1:09.855	1:17.414	99	1 LAP	1:19.868						
30	1:03.121	1:16.959	57	1 LAP	1:24.560	40	1 LAP	1:19.485						
2	1:06.870	1:16.754				12	1:11.673	1:18.016						
44	1:07.989	1:16.682				30	1:15.831	1:17.054						
						57	1 LAP	1:50.196P						

HSCC Classic Formula 3 Championship

QUALIFYING - Race 2

POS	NO	CL	NAME	NAT	ENTRY	TIME	LAPS	GAP	MPH
1	2	A	Neil DUNKEL		Argo JM3	1:00.509	15		97.51
2	1	A	Steve MAXTED		Argo JM6	1:01.020	15	0.511	96.69
3	17	A	Keith WHITE		Ralt RT1	1:01.394	15	0.885	96.10
4	7	A	Richard TROTT		Ralt RT1	1:01.470	15	0.961	95.98
5	46	A	Alan GOODMAN		March 793	1:02.378	15	1.869	94.59
6	50	A	Julian BALDWIN		March 783	1:02.457	15	1.948	94.47
7	84	Inv	Nicholas PEARCE		Delta T78/79	1:03.357	15	2.848	93.12
8	82	A	John BRADSHAW		Argo JM1	1:03.520	15	3.011	92.89
9	57	A	Richard AUSTIN		Chevron B38	1:03.534	10	3.025	92.87
10	80	Inv	David GATHERCOLE		Reynard SF79	1:03.896	15	3.387	92.34
11	92	A	Ian RIMMER		Ralt RT1	1:04.497	14	3.988	91.48
12	79	Inv	Warren MOYE		Delta T79	1:04.620	14	4.111	91.30
13	34	Inv	Dale SPRUCE		Reynard SF79	1:04.871	13	4.362	90.95
14	90	A	Alan PARKER		Chevron B38	1:04.945	9	4.436	90.85
15	54	Inv	Peter RICHARDS		Delta T79	1:04.957	14	4.448	90.83
16	43	Inv	Jan LANGDON		Reynard SF78	1:05.267	14	4.758	90.40
17	9	Inv	Adam ORMANDY		Reynard SF78	1:05.382	14	4.873	90.24
18	60	Inv	Nigel GRANT		Delta T78	1:05.512	14	5.003	90.06
19	58	Inv	Iain ECKETT		Delta T79W	1:07.407	7	6.898	87.53
20	74	Inv	Seamus DOYLE		Lola T580	1:07.637	13	7.128	87.23
21	69	B	Albert CLEMENTS		Lotus 69	1:10.646	13	10.137	83.52
22	96	B	Gareth WALTERS		Palliser WDF3	1:11.862	13	11.353	82.10
23	19	B	Vernon WILLIAMSON		Hesketh Dastle Mk9	1:13.319	13	12.810	80.47
24	87	A	Andy STORER		Chevron B38	1:13.414	4	12.905	80.37
25	76	A	David O'DWYER		March 793	1:13.715	12	13.206	80.04

Weather/Track - Cloudy/Dry

These results are provisional until the conclusion of any judicial and technical matters.

Silverstone

Circuit Length = 1.6390 miles.

Start: 09:22 End: 09:37

Clerk of Course:	Stewards:	Timekeeper:
------------------	-----------	-------------

HSCC Classic Formula 3 Championship

LAP ANALYSIS

1	Steve MAXTED	Argo JM6
1 -	5:02.544	6 - 1:03.707
2 -	1:04.954	7 - 1:01.779
3 -	1:03.506	8 - 1:01.592
4 -	1:03.034	9 - 1:01.314
5 -	1:02.371	10 - 1:03.247
		11 - 1:05.742
		12 - 1:03.314
		13 - 1:08.644
		14 - 1:01.020
		15 - 1:02.242
2	Neil DUNKEL	Argo JM3
1 -	5:22.643	6 - 1:02.842
2 -	1:10.588	7 - 1:02.485
3 -	1:10.501	8 - 1:00.849
4 -	1:02.563	9 - 1:01.718
5 -	1:01.363	10 - 1:01.797
		11 - 1:00.698
		12 - 1:00.763
		13 - 1:00.993
		14 - 1:00.509
		15 - 1:01.348
7	Richard TROTT	Ralt RT1
1 -	4:59.723	6 - 1:05.188
2 -	1:08.706	7 - 1:03.547
3 -	1:04.557	8 - 1:02.126
4 -	1:03.340	9 - 1:06.375
5 -	1:04.611	10 - 1:01.688
		11 - 1:01.744
		12 - 1:03.233
		13 - 1:01.948
		14 - 1:01.470
		15 - 1:03.774
9	Adam ORMANDY	Reynard SF78
1 -	5:19.436	6 - 1:09.838
2 -	1:12.709	7 - 1:07.674
3 -	1:10.290	8 - 1:06.864
4 -	1:07.711	9 - 1:08.548
5 -	1:07.257	10 - 1:09.330
		11 - 1:06.565
		12 - 1:06.064
		13 - 1:05.382
		14 - 1:05.638
		15 - 1:05.638
17	Keith WHITE	Ralt RT1
1 -	5:03.006	6 - 1:03.870
2 -	1:07.694	7 - 1:03.338
3 -	1:05.038	8 - 1:02.649
4 -	1:03.293	9 - 1:05.954
5 -	1:03.663	10 - 1:03.172
		11 - 1:01.597
		12 - 1:05.529
		13 - 1:03.314
		14 - 1:01.394
		15 - 1:01.753
19	Vernon WILLIAMSON	Hesketh Dastle Mk9
1 -	5:21.161	6 - 1:13.319
2 -	1:23.215	7 - 1:13.808
3 -	1:16.763	8 - 1:17.572
4 -	1:14.028	9 - 1:14.970
5 -	1:15.473	10 - 1:16.734
		11 - 1:15.159
		12 - 1:13.765
		13 - 1:15.602
		14 - 1:14.970
		15 - 1:16.734
34	Dale SPRUCE	Reynard SF79
1 -	5:08.497	6 - 1:06.397
2 -	1:10.178	7 - 1:28.827P
3 -	1:14.136	8 - 1:45.915
4 -	1:06.008	9 - 1:06.674
5 -	1:04.969	10 - 1:06.770
		11 - 1:04.871
		12 - 1:06.440
		13 - 1:26.642P
		14 - 1:06.674
		15 - 1:06.770

HSCC Classic Formula 3 Championship LAP ANALYSIS

(contd.)

43	Jan LANGDON	Reynard SF78
1 - 5:14.964	6 - 1:08.807	11 - 1:05.677
2 - 1:11.632	7 - 1:07.544	12 - 1:05.267
3 - 1:09.470	8 - 1:06.130	13 - 1:05.970
4 - 1:07.545	9 - 1:10.102	14 - 1:06.005
5 - 1:06.172	10 - 1:05.968	
46	Alan GOODMAN	March 793
1 - 5:08.034	6 - 1:10.985	11 - 1:04.697
2 - 1:09.139	7 - 1:04.296	12 - 1:03.104
3 - 1:07.599	8 - 1:03.456	13 - 1:02.420
4 - 1:05.917	9 - 1:03.785	14 - 1:02.378
5 - 1:04.582	10 - 1:04.333	15 - 1:03.536
50	Julian BALDWIN	March 783
1 - 5:06.617	6 - 1:06.128	11 - 1:03.265
2 - 1:08.510	7 - 1:02.564	12 - 1:02.656
3 - 1:07.103	8 - 1:02.804	13 - 1:03.498
4 - 1:05.138	9 - 1:03.126	14 - 1:02.693
5 - 1:03.525	10 - 1:05.101	15 - 1:02.457
54	Peter RICHARDS	Delta T79
1 - 5:16.105	6 - 1:07.367	11 - 1:06.425
2 - 1:14.080	7 - 1:07.024	12 - 1:05.235
3 - 1:17.301	8 - 1:07.048	13 - 1:05.385
4 - 1:07.742	9 - 1:07.846	14 - 1:04.957
5 - 1:07.502	10 - 1:07.275	
57	Richard AUSTIN	Chevron B38
1 - 5:29.468	6 - 1:05.995	
2 - 5:29.005	7 - 1:03.925	
3 - 1:05.796	8 - 1:12.403	
4 - 1:05.431	9 - 1:03.534	
5 - 1:09.556	10 - 1:04.412	
58	Iain ECKETT	Delta T79W
1 - 5:12.467	6 - 1:09.474	
2 - 1:16.934	7 - 1:07.407	
3 - 1:14.206		
4 - 1:08.724		
5 - 1:07.408		
60	Nigel GRANT	Delta T78
1 - 5:03.473	6 - 1:09.876	11 - 1:08.086
2 - 1:11.178	7 - 1:07.227	12 - 1:06.522
3 - 1:10.047	8 - 1:07.413	13 - 1:07.169
4 - 1:07.619	9 - 1:08.307	14 - 1:05.512
5 - 1:06.341	10 - 1:07.500	

HSCC Classic Formula 3 Championship

LAP ANALYSIS

(contd.)

69	Albert CLEMENTS	Lotus 69
1 - 5:21.513	6 - 1:11.485	11 - 1:10.646
2 - 1:19.250	7 - 1:11.295	12 - 1:11.890
3 - 1:17.314	8 - 1:11.677	13 - 1:10.904
4 - 1:11.993	9 - 1:12.790	
5 - 1:12.062	10 - 1:11.384	
74	Seamus DOYLE	Lola T580
1 - 5:33.868	6 - 1:10.536	11 - 1:07.997
2 - 1:26.611	7 - 1:10.061	12 - 1:07.637
3 - 1:15.390	8 - 1:09.676	13 - 1:08.390
4 - 1:12.715	9 - 1:08.790	
5 - 1:10.947	10 - 1:09.291	
76	David O'DWYER	March 793
1 - 5:14.905	6 - 1:16.996	11 - 1:15.150
2 - 1:41.357	7 - 1:17.503	12 - 1:13.715
3 - 1:18.289	8 - 1:16.835	
4 - 1:16.214	9 - 1:14.870	
5 - 1:38.053	10 - 1:16.366	
79	Warren MOYE	Delta T79
1 - 5:20.995	6 - 1:06.732	11 - 1:05.347
2 - 1:11.705	7 - 1:05.580	12 - 1:05.785
3 - 1:09.294	8 - 1:05.102	13 - 1:05.356
4 - 1:06.976	9 - 1:05.115	14 - 1:04.620
5 - 1:05.015	10 - 1:06.640	
80	David GATHERCOLE	Reynard SF79
1 - 5:15.255	6 - 1:05.789	11 - 1:04.595
2 - 1:10.397	7 - 1:05.812	12 - 1:03.896
3 - 1:07.944	8 - 1:08.569	13 - 1:04.589
4 - 1:05.656	9 - 1:05.829	14 - 1:10.919
5 - 1:06.800	10 - 1:06.021	15 - 1:04.738
82	John BRADSHAW	Argo JM1
1 - 5:08.389	6 - 1:20.821	11 - 1:08.163
2 - 1:10.286	7 - 1:06.985	12 - 1:05.277
3 - 1:06.287	8 - 1:05.247	13 - 1:04.586
4 - 1:05.188	9 - 1:05.005	14 - 1:04.101
5 - 1:04.916	10 - 1:06.275	15 - 1:03.520
84	Nicholas PEARCE	Delta T78/79
1 - 5:05.666	6 - 1:07.153	11 - 1:04.584
2 - 1:09.853	7 - 1:05.282	12 - 1:03.974
3 - 1:07.978	8 - 1:04.584	13 - 1:03.556
4 - 1:07.396	9 - 1:05.309	14 - 1:03.357
5 - 1:05.415	10 - 1:04.549	15 - 1:03.620

HSCC Classic Formula 3 Championship

LAP ANALYSIS

(contd.)

87	Andy STORER	Chevron B38		
1 - 5:35.263 2 - 1:29.366 3 - 1:16.710 4 - 1:13.414				
90	Alan PARKER	Chevron B38		
1 - 5:25.361 6 - 1:04.945 2 - 1:28.502P 7 - 1:07.975 3 - 2:40.835 8 - 1:22.635P 4 - 1:06.785 9 - 4:40.181 5 - 1:05.489				
92	Ian RIMMER	Ralt RT1		
1 - 5:08.131 6 - 1:07.578 11 - 1:05.565 2 - 1:13.603 7 - 1:13.306 12 - 1:04.639 3 - 1:09.349 8 - 1:05.601 13 - 1:04.564 4 - 1:06.475 9 - 1:16.466 14 - 1:04.497 5 - 1:05.424 10 - 1:11.925				
96	Gareth WALTERS	Palliser WDF3		
1 - 5:24.416 6 - 1:14.462 11 - 1:12.310 2 - 1:25.561 7 - 1:13.610 12 - 1:11.862 3 - 1:17.769 8 - 1:15.637 13 - 1:13.494 4 - 1:15.564 9 - 1:16.966 5 - 1:15.836 10 - 1:14.250				

HSCC Classic Formula 3 Championship

GRID - Race 2

ROW 13	76	O'DWYER						
ROW 12		19	WILLIAMSON				87	STORER
ROW 11	69	CLEMENTS			96	WALTERS		
ROW 10		58	ECKETT				74	DOYLE
ROW 9	9	ORMANDY			60	GRANT		
ROW 8		54	RICHARDS				43	LANGDON
ROW 7	34	SPRUCE			90	PARKER		
ROW 6		92	RIMMER				79	MOYE
ROW 5	57	AUSTIN			80	GATHERCOLE		
ROW 4		84	PEARCE				82	BRADSHAW
ROW 3	46	GOODMAN			50	BALDWIN		
ROW 2		17	WHITE				7	TROTT
ROW 1	2	DUNKEL			1	MAXTED		
			POLE					

Weather/Track - Cloudy/Dry
 These results are provisional until the conclusion of any judicial and technical matters.

Clerk of Course:	Stewards:	Timekeeper:
------------------	-----------	-------------

HSCC Classic Formula 3 Championship

RACE RESULT - Race 2

POS	NO	CL	NAME	NAT	ENTRY	TIME	LAPS	GAP	MPH	BEST
1	1	A	Steve MAXTED		Argo JM6	15:32.168	15		95.13	1:00.648
2	2	A	Neil DUNKEL		Argo JM3	15:32.235	15	0.067	95.12	1:00.557
3	17	A	Keith WHITE		Ralt RT1	15:44.655	15	12.487	93.87	1:01.425
4	7	A	Richard TROTT		Ralt RT1	15:51.123	15	18.955	93.24	1:01.912
5	50	A	Julian BALDWIN		March 783	16:00.367	15	28.199	92.34	1:02.476
6	57	A	Richard AUSTIN		Chevron B38	16:12.671	15	40.503	91.17	1:02.872
7	82	A	John BRADSHAW		Argo JM1	16:14.024	15	41.856	91.04	1:03.098
8	90	A	Alan PARKER		Chevron B38	16:23.148	15	50.980	90.20	1:03.917
9	80	Inv	David GATHERCOLE		Reynard SF79	16:23.701	15	51.533	90.15	1:03.920
10	34	Inv	Dale SPRUCE		Reynard SF79	16:23.783	15	51.615	90.14	1:04.067
11	84	Inv	Nicholas PEARCE		Delta T78/79	16:35.552	15	1:03.384	89.07	1:04.137
12	43	Inv	Jan LANGDON		Reynard SF78	15:41.542	14	1 LAP	87.92	1:05.456
13	60	Inv	Nigel GRANT		Delta T78	15:45.962	14	1 LAP	87.51	1:05.178
14	92	A	Ian RIMMER		Ralt RT1	15:46.817	14	1 LAP	87.43	1:05.100
15	54	Inv	Peter RICHARDS		Delta T79	15:46.898	14	1 LAP	87.42	1:05.177
16	9	Inv	Adam ORMANDY		Reynard SF78	15:59.397	14	1 LAP	86.28	1:06.616
17	74	Inv	Seamus DOYLE		Lola T580	16:21.980	14	1 LAP	84.30	1:08.090
18	69	B	Albert CLEMENTS		Lotus 69	15:54.958	13	2 LAPS	80.50	1:10.506
19	58	Inv	Iain ECKETT		Delta T79W	15:57.720	13	2 LAPS	80.27	1:11.770
20	96	B	Gareth WALTERS		Palliser WDF3	16:18.447	13	2 LAPS	78.57	1:12.704
21	76	A	David O'DWYER		March 793	16:30.290	13	2 LAPS	77.63	1:12.632
22	19	B	Vernon WILLIAMSON		Hesketh Dastle Mk9	15:57.908	12	3 LAPS	74.10	1:13.570

NOT CLASSIFIED

46	A	Alan GOODMAN		March 793	14:02.329	13	D.N.F.	91.27	1:01.991
79	Inv	Warren MOYE		Delta T79	14:37.918	12	D.N.F.	80.85	1:04.435
87	A	Andy STORER		Chevron B38	14:47.492	10	D.N.F.	66.68	1:05.951

FASTEST LAP

2	A	Neil DUNKEL		Argo JM3	1:00.557	11	97.43mph	156.80kph
80	Inv	David GATHERCOLE		Reynard SF79	1:03.920	5	92.30mph	148.55kph
69	B	Albert CLEMENTS		Lotus 69	1:10.506	9	83.68mph	134.68kph

Weather/Track - Overcast/Dry
 These results are provisional until the conclusion of any judicial and technical matters.

Silverstone
 Circuit Length = 1.6390 miles.
 Start: 13:37 End: 13:53

Clerk of Course:	Stewards:	Timekeeper:
------------------	-----------	-------------

HSCC Classic Formula 3 Championship

LAP CHART

Lap 1			Lap 2			Lap 3			Lap 4			Lap 5		
No	Behind	Laptime	No	Behind	Laptime	No	Behind	Laptime	No	Behind	Laptime	No	Behind	Laptime
1		1:10.583	1		1:02.526	1		1:01.801	1		1:01.511	1		1:00.955
17	0.181	1:10.764	17	0.552	1:02.897	2	1.394	1:02.504	2	1.724	1:01.841	2	1.802	1:01.033
2	0.282	1:10.865	2	0.691	1:02.935	17	1.418	1:02.667	17	2.647	1:02.740	17	3.117	1:01.425
7	1.048	1:11.631	7	1.650	1:03.128	7	2.607	1:02.758	7	3.961	1:02.865	7	5.150	1:02.144
50	2.817	1:13.400	50	3.359	1:03.068	50	5.292	1:03.734	50	6.999	1:03.218	50	8.963	1:02.919
84	3.456	1:14.039	82	6.217	1:05.153	82	9.334	1:04.918	82	12.147	1:04.324	82	15.101	1:03.909
82	3.590	1:14.173	57	7.420	1:05.584	57	10.110	1:04.491	57	12.744	1:04.145	57	15.739	1:03.950
57	4.362	1:14.945	90	8.022	1:05.363	90	11.459	1:05.238	90	14.281	1:04.333	90	17.482	1:04.156
90	5.185	1:15.768	34	9.590	1:05.774	34	12.977	1:05.188	34	15.935	1:04.469	34	19.370	1:04.390
34	6.342	1:16.925	79	10.253	1:05.790	80	13.828	1:04.854	80	16.570	1:04.253	80	19.535	1:03.920
79	6.989	1:17.572	80	10.775	1:05.559	79	14.216	1:05.764	79	17.575	1:04.870	79	21.095	1:04.475
80	7.742	1:18.325	92	14.520	1:07.686	46	17.690	1:04.416	46	19.770	1:03.591	46	21.923	1:03.108
92	9.360	1:19.943	9	14.943	1:07.628	92	20.110	1:07.391	92	24.685	1:06.086	92	29.476	1:05.746
9	9.841	1:20.424	46	15.075	1:05.630	43	20.237	1:06.909	43	25.070	1:06.344	84	29.773	1:05.221
43	10.156	1:20.739	43	15.129	1:07.499	9	21.301	1:08.159	84	25.507	1:05.180	43	30.283	1:06.168
54	11.469	1:22.052	54	16.755	1:07.812	84	21.838	1:05.179	9	26.799	1:07.009	54	33.933	1:06.707
46	11.971	1:22.554	84	18.460	1:17.530	54	22.522	1:07.568	54	28.181	1:07.170	60	34.018	1:06.612
58	13.636	1:24.219	60	18.682	1:07.159	60	22.937	1:06.056	60	28.361	1:06.935	9	34.395	1:08.551
74	13.672	1:24.255	74	19.615	1:08.469	74	26.583	1:08.769	74	34.297	1:09.225	74	42.249	1:08.907
60	14.049	1:24.632	58	22.880	1:11.770	58	33.834	1:12.755	58	46.050	1:13.727	87	2 LAPS	3:14.503
96	17.877	1:28.460	96	30.136	1:14.785	69	42.389	1:13.041	69	52.459	1:11.581	58	57.764	1:12.669
76	18.441	1:29.024	76	30.315	1:14.400	76	42.663	1:14.149	96	54.973	1:12.909			
69	18.925	1:29.508	69	31.149	1:14.750	96	43.575	1:15.240	76	55.731	1:14.579			
19	20.185	1:30.768	19	32.415	1:14.756	19	44.785	1:14.171	19	56.844	1:13.570			
87	25.323	1:35.906	87	35.272	1:12.475									

HSCC Classic Formula 3 Championship

LAP CHART

(contd.)

Lap 6			Lap 7			Lap 8			Lap 9			Lap 10		
No	Behind	Laptime	No	Behind	Laptime	No	Behind	Laptime	No	Behind	Laptime	No	Behind	Laptime
1		1:01.995	1		1:01.304	1		1:01.292	1		1:00.888	1		1:00.844
2	0.728	1:00.921	2	0.414	1:00.990	2	0.018	1:00.896	2	0.087	1:00.957	2	0.224	1:00.981
69	1 LAP	1:12.309	17	5.616	1:03.953	87	3 LAPS	1:09.544	74	1 LAP	1:08.090	17	8.745	1:02.383
17	2.967	1:01.845	58	1 LAP	1:12.608	17	6.321	1:01.997	17	7.206	1:01.773	74	1 LAP	1:08.801
96	1 LAP	1:13.376	7	7.604	1:02.891	7	8.296	1:01.984	87	3 LAPS	1:06.536	7	11.337	1:02.861
76	1 LAP	1:13.190	69	1 LAP	1:11.701	50	13.848	1:02.476	7	9.320	1:01.912	87	3 LAPS	1:05.951
7	6.017	1:02.862	50	12.664	1:04.046	58	1 LAP	1:12.359	50	15.968	1:03.008	50	17.922	1:02.798
19	1 LAP	1:14.242	96	1 LAP	1:12.939	82	22.413	1:03.938	82	25.189	1:03.664	82	28.227	1:03.882
50	9.922	1:02.954	76	1 LAP	1:13.154	69	1 LAP	1:11.779	57	25.630	1:03.495	57	28.424	1:03.638
82	16.687	1:03.581	82	19.767	1:04.384	57	23.023	1:03.815	46	28.801	1:03.629	46	30.414	1:02.457
57	17.814	1:04.070	57	20.500	1:03.990	90	25.835	1:05.085	58	1 LAP	1:12.591	90	34.218	1:04.713
90	19.404	1:03.917	90	22.042	1:03.942	46	26.060	1:03.088	90	30.349	1:05.402	34	35.097	1:04.645
34	21.638	1:04.263	19	1 LAP	1:15.211	34	27.934	1:04.792	34	31.296	1:04.250	80	36.106	1:04.640
80	21.963	1:04.423	46	24.264	1:02.873	80	29.021	1:05.122	80	32.310	1:04.177	79	40.680	1:04.898
46	22.695	1:02.767	34	24.434	1:04.100	96	1 LAP	1:14.591	69	1 LAP	1:11.705	58	1 LAP	1:12.660
79	23.732	1:04.632	80	25.191	1:04.532	76	1 LAP	1:14.122	79	36.626	1:06.586	69	1 LAP	1:10.506
84	33.134	1:05.356	79	26.863	1:04.435	79	30.928	1:05.357	76	1 LAP	1:12.696	84	46.412	1:04.572
92	33.368	1:05.887	84	36.387	1:04.557	19	1 LAP	1:16.271	84	42.684	1:04.340	92	52.426	1:05.545
43	33.885	1:05.597	92	38.263	1:06.199	84	39.232	1:04.137	96	1 LAP	1:14.104	43	53.573	1:06.167
60	37.581	1:05.558	43	38.786	1:06.205	92	42.877	1:05.906	92	47.725	1:05.736	76	1 LAP	1:12.632
54	38.553	1:06.615	60	41.881	1:05.604	43	42.950	1:05.456	43	48.250	1:06.188	60	55.266	1:06.035
9	39.016	1:06.616	54	42.426	1:05.177	60	45.785	1:05.196	60	50.075	1:05.178	54	55.863	1:05.611
74	49.228	1:08.974	9	44.838	1:07.126	54	46.390	1:05.256	54	51.096	1:05.594	96	1 LAP	1:13.699
87	2 LAPS	1:12.204	74	56.266	1:08.342	9	50.181	1:06.635	19	1 LAP	1:15.925			
									9	56.078	1:06.785			

HSCC Classic Formula 3 Championship

LAP CHART

(contd.)

Lap 11			Lap 12			Lap 13			Lap 14			Lap 15		
No	Behind	Laptime	No	Behind	Laptime	No	Behind	Laptime	No	Behind	Laptime	No	Behind	Laptime
1		1:00.648	1		1:01.031	1		1:02.695	1		1:01.941	1		1:02.154
2	0.133	1:00.557	2	0.141	1:01.039	2	0.362	1:02.916	2	0.391	1:01.970	2	0.067	1:01.830
9	1 LAP	1:07.574	54	1 LAP	1:06.898	43	1 LAP	1:05.839	43	1 LAP	1:05.838	43	1 LAP	1:06.707
19	2 LAPS	1:15.421	76	2 LAPS	1:12.641	92	1 LAP	1:08.088	92	1 LAP	1:06.748	17	12.487	1:03.374
17	10.032	1:01.935	96	2 LAPS	1:12.725	69	2 LAPS	1:11.621	79	2 LAPS	2:28.427P	60	1 LAP	1:07.405
7	13.089	1:02.400	9	1 LAP	1:06.809	60	1 LAP	1:06.521	60	1 LAP	1:06.749	92	1 LAP	1:10.756
74	1 LAP	1:08.717	17	10.465	1:01.464	58	2 LAPS	1:14.067	54	1 LAP	1:05.894	54	1 LAP	1:08.177
50	20.281	1:03.007	7	14.274	1:02.216	54	1 LAP	1:06.367	17	11.267	1:02.537	7	18.955	1:05.116
87	3 LAPS	1:08.204	50	22.133	1:02.883	17	10.671	1:02.901	69	2 LAPS	1:13.234	69	2 LAPS	1:12.254
82	30.677	1:03.098	74	1 LAP	1:09.249	9	1 LAP	1:08.093	58	2 LAPS	1:12.266	58	2 LAPS	1:12.801
57	31.105	1:03.329	87	3 LAPS	1:06.927	7	14.098	1:02.519	7	15.993	1:03.836	19	3 LAPS	1:30.694
46	31.757	1:01.991	57	32.946	1:02.872	96	2 LAPS	1:12.704	87	4 LAPS	1:55.242P	9	1 LAP	1:08.121
90	37.748	1:04.178	19	2 LAPS	1:28.265	76	2 LAPS	1:15.199	9	1 LAP	1:09.867	50	28.199	1:05.109
34	38.620	1:04.171	82	33.553	1:03.907	50	22.099	1:02.661	50	25.244	1:05.086	57	40.503	1:07.038
80	39.612	1:04.154	46	33.733	1:03.007	57	33.792	1:03.541	76	2 LAPS	1:14.000	82	41.856	1:05.255
79	45.144	1:05.112	90	40.721	1:04.004	46	34.256	1:03.218	96	2 LAPS	1:15.338	96	2 LAPS	1:17.577
84	50.243	1:04.479	34	41.656	1:04.067	74	1 LAP	1:11.041	57	35.619	1:03.768	74	1 LAP	1:09.526
69	1 LAP	1:10.969	80	42.843	1:04.262	82	36.549	1:05.691	82	38.755	1:04.147	90	50.980	1:04.962
58	1 LAP	1:13.228	84	54.191	1:04.979	90	43.811	1:05.785	74	1 LAP	1:09.615	80	51.533	1:04.838
92	56.878	1:05.100				34	44.247	1:05.286	90	48.172	1:06.302	34	51.615	1:04.839
43	58.811	1:05.886				80	45.168	1:05.020	80	48.849	1:05.622	76	2 LAPS	1:30.504
60	1:00.940	1:06.322				84	56.344	1:04.848	34	48.930	1:06.624	84	1:03.384	1:05.289
						19	2 LAPS	1:28.614	84	1:00.249	1:05.846			

70s Road Sports Championship for the Wesprey Castings Trophy

QUALIFYING - Race 3

POS	NO	CL	NAME	NAT	ENTRY	TIME	LAPS	GAP	MPH
1	1	A	Richard THORNE		Morgan Plus 8	1:09.312	14		85.12
2	3	A	Paul CONWAY		Morgan Plus 8	1:10.512	14	1.200	83.67
3	24	B	Charles BARTER		Datsun 240Z	1:10.744	13	1.432	83.40
4	64	A	Paul ANDERSON		Porsche 928	1:11.419	13	2.107	82.61
5	46	B	Jim BAYNAM		TVR Tuscan	1:11.435	13	2.123	82.59
6	44	C	Alan HARPER		Lotus Elan S4	1:11.588	13	2.276	82.42
7	54	C	Chris HOLLAND		Lotus 7 S4	1:11.828	13	2.516	82.14
8	9	B	Julian BARTER		TVR 3000M	1:11.937	13	2.625	82.02
9	11	C	Rory STOCKBRIDGE		Lotus Europa	1:11.971	11	2.659	81.98
10	43	C	Howard BENTHAM		Lotus Europa	1:12.202	13	2.890	81.72
11	29	A	Philip BRIGGS		Porsche 928	1:12.536	13	3.224	81.34
12	15	A	Philip MCKELVEY		Morgan Plus 8	1:12.729	13	3.417	81.12
13	8	A	Neville DAY		Pontiac Firebird	1:12.924	13	3.612	80.91
14	41	C	Bill BRAITHWAITE		Lotus Elan	1:12.967	13	3.655	80.86
15	16	A	Trevor ROWNEY		MGB GTV8	1:13.803	13	4.491	79.94
16	26	B	Paul STAFFORD		Datsun 240Z	1:13.828	13	4.516	79.92
17	31	A	Mark BENNETT		MGB GTV8	1:14.107	13	4.795	79.62
18	33	B	Clive FOSKETT		Datsun 240Z	1:14.163	13	4.851	79.56
19	61	Inv	Adam BAGNALL		Triumph GT6	1:14.958	13	5.646	78.71
20	72	D1	John THOMASON		Triumph Spitfire 1500	1:15.068	13	5.756	78.60
21	12	B	Neil CONDLIFFE		TVR 3000M	1:15.250	13	5.938	78.41
22	96	Inv	Nigel BARNETT		Ford Capri 3000E	1:15.938	11	6.626	77.70
23	63	D1	Jeremy ANSTEAD		Fiat X19	1:16.489	12	7.177	77.14
24	37	B	Ken DAVIES		Porsche 911E	1:16.744	12	7.432	76.88
25	71	Inv	Chris HORNER		Turner Mk1	1:16.797	12	7.485	76.83
26	59	E	Tim LAI		MG Midget	1:17.225	12	7.913	76.40
27	56	D1	James MCALLISTER		Lancia Fulvia Sport	1:17.387	10	8.075	76.24
28	14	D1	Jai SHARMA		Lancia Fulvia	1:18.361	12	9.049	75.29
29	45	Inv	Matthew NEWMAN		Alfa Romeo 1750	1:18.499	12	9.187	75.16
30	32	E	Simon HALL		Fiat X19	1:20.185	12	10.873	73.58
31	42	C	Ross BRAITHWAITE		Lotus Europa	1:20.874	12	11.562	72.95
32	10	D1	Nigel ASHLEY		Alfa Romeo GT Junior	1:22.677	12	13.365	71.36
33	48	D1	Guy HARTNELL		Lancia Fulvia HF	1:23.789	11	14.477	70.42

Weather/Track - Cloudy/Dry

These results are provisional until the conclusion of any judicial and technical matters.

Silverstone

Circuit Length = 1.6390 miles.

Start: 09:44 End: 09:59

Clerk of Course:	Stewards:	Timekeeper:
------------------	-----------	-------------

70s Road Sports Championship for the Wesprey Castings Trophy LAP ANALYSIS

1	Richard THORNE	Morgan Plus 8
1 - 6:00.910	6 - 1:10.321	11 - 1:10.177
2 - 1:13.212	7 - 1:09.775	12 - 1:10.338
3 - 1:10.853	8 - 1:11.232	13 - 1:09.612
4 - 1:10.734	9 - 1:09.861	14 - 1:09.312
5 - 1:10.339	10 - 1:10.819	
3	Paul CONWAY	Morgan Plus 8
1 - 5:59.059	6 - 1:11.622	11 - 1:12.343
2 - 1:14.535	7 - 1:11.094	12 - 1:11.840
3 - 1:12.050	8 - 1:12.796	13 - 1:10.652
4 - 1:10.915	9 - 1:12.192	14 - 1:11.418
5 - 1:10.512	10 - 1:11.376	
8	Neville DAY	Pontiac Firebird
1 - 6:26.260	6 - 1:13.500	11 - 1:13.614
2 - 1:25.556	7 - 1:12.994	12 - 1:13.395
3 - 1:19.590	8 - 1:14.180	13 - 1:12.924
4 - 1:15.179	9 - 1:13.670	
5 - 1:14.994	10 - 1:12.938	
9	Julian BARTER	TVR 3000M
1 - 6:31.499	6 - 1:12.475	11 - 1:12.019
2 - 1:19.905	7 - 1:33.178	12 - 1:11.937
3 - 1:13.954	8 - 1:13.278	13 - 1:12.957
4 - 1:12.400	9 - 1:12.838	
5 - 1:12.895	10 - 1:13.973	
10	Nigel ASHLEY	Alfa Romeo GT Junior
1 - 6:30.925	6 - 1:24.060	11 - 1:22.678
2 - 1:30.585	7 - 1:22.814	12 - 1:42.977P
3 - 1:24.539	8 - 1:23.136	
4 - 1:23.185	9 - 1:22.677	
5 - 1:23.751	10 - 1:23.915	
11	Rory STOCKBRIDGE	Lotus Europa
1 - 6:22.134	6 - 1:11.971	11 - 1:53.081P
2 - 1:25.770	7 - 1:12.480	
3 - 1:15.469	8 - 1:12.282	
4 - 1:13.742	9 - 1:12.174	
5 - 1:12.827	10 - 1:13.796	
12	Neil CONDLIFFE	TVR 3000M
1 - 6:19.643	6 - 1:15.363	11 - 1:16.541
2 - 1:25.214	7 - 1:16.023	12 - 1:16.087
3 - 1:20.096	8 - 1:15.250	13 - 1:15.775
4 - 1:17.684	9 - 1:16.181	
5 - 1:16.857	10 - 1:16.041	

70s Road Sports Championship for the Wesprey Castings Trophy LAP ANALYSIS

(contd.)

14	Jai SHARMA	Lancia Fulvia
1 - 6:24.752	6 - 1:18.407	11 - 1:19.741
2 - 1:28.238	7 - 1:18.699	12 - 1:19.327
3 - 1:20.273	8 - 1:18.627	
4 - 1:19.869	9 - 1:20.361	
5 - 1:18.361	10 - 1:19.102	
15	Philip MCKELVEY	Morgan Plus 8
1 - 6:00.376	6 - 1:13.235	11 - 1:13.999
2 - 1:18.652	7 - 1:14.904	12 - 1:12.788
3 - 1:17.484	8 - 1:13.183	13 - 1:13.025
4 - 1:15.885	9 - 1:12.729	
5 - 1:15.045	10 - 1:12.964	
16	Trevor ROWNEY	MGB GTV8
1 - 6:07.110	6 - 1:14.762	11 - 1:13.803
2 - 1:18.083	7 - 1:14.105	12 - 1:14.837
3 - 1:15.359	8 - 1:14.842	13 - 1:14.318
4 - 1:14.748	9 - 1:14.167	
5 - 1:13.991	10 - 1:14.084	
24	Charles BARTER	Datsun 240Z
1 - 6:13.113	6 - 1:12.982	11 - 1:12.672
2 - 1:17.967	7 - 1:11.814	12 - 1:11.380
3 - 1:11.982	8 - 1:11.912	13 - 1:11.728
4 - 1:10.853	9 - 1:10.744	
5 - 1:20.402	10 - 1:11.540	
26	Paul STAFFORD	Datsun 240Z
1 - 6:23.812	6 - 1:14.139	11 - 1:14.824
2 - 1:27.079	7 - 1:14.345	12 - 1:14.256
3 - 1:16.025	8 - 1:14.314	13 - 1:13.828
4 - 1:15.958	9 - 1:13.917	
5 - 1:14.993	10 - 1:15.250	
29	Philip BRIGGS	Porsche 928
1 - 6:08.819	6 - 1:13.796	11 - 1:13.909
2 - 1:21.643	7 - 1:13.474	12 - 1:13.409
3 - 1:16.927	8 - 1:13.073	13 - 1:13.333
4 - 1:14.854	9 - 1:12.954	
5 - 1:13.979	10 - 1:12.536	
31	Mark BENNETT	MGB GTV8
1 - 6:20.404	6 - 1:16.556	11 - 1:15.448
2 - 1:23.648	7 - 1:15.136	12 - 1:15.581
3 - 1:17.362	8 - 1:14.467	13 - 1:14.321
4 - 1:17.230	9 - 1:14.970	
5 - 1:14.107	10 - 1:14.647	

70s Road Sports Championship for the Wesprey Castings Trophy LAP ANALYSIS

(contd.)

32	Simon HALL	Fiat X19
1 - 6:07.542	6 - 1:21.059	11 - 1:22.756
2 - 1:30.300	7 - 1:21.473	12 - 1:20.185
3 - 1:22.625	8 - 1:21.939	
4 - 1:22.241	9 - 1:21.349	
5 - 1:21.999	10 - 1:23.894	
33	Clive FOSKETT	Datsun 240Z
1 - 6:25.151	6 - 1:15.965	11 - 1:14.967
2 - 1:26.021	7 - 1:15.331	12 - 1:14.163
3 - 1:18.978	8 - 1:15.015	13 - 1:14.362
4 - 1:15.231	9 - 1:15.675	
5 - 1:15.997	10 - 1:15.851	
37	Ken DAVIES	Porsche 911E
1 - 6:33.017	6 - 1:16.744	11 - 1:17.208
2 - 1:22.917	7 - 1:17.793	12 - 1:18.201
3 - 1:18.403	8 - 1:17.102	
4 - 1:18.032	9 - 1:17.217	
5 - 1:17.046	10 - 1:17.768	
41	Bill BRAITHWAITE	Lotus Elan
1 - 6:14.905	6 - 1:13.366	11 - 1:12.967
2 - 1:21.104	7 - 1:13.716	12 - 1:13.321
3 - 1:15.556	8 - 1:14.138	13 - 1:13.644
4 - 1:13.693	9 - 1:15.167	
5 - 1:13.391	10 - 1:13.303	
42	Ross BRAITHWAITE	Lotus Europa
1 - 6:19.129	6 - 1:22.912	11 - 1:20.874
2 - 1:31.923	7 - 1:22.107	12 - 1:26.659
3 - 1:26.023	8 - 1:23.474	
4 - 1:22.488	9 - 1:21.785	
5 - 1:22.950	10 - 1:22.855	
43	Howard BENTHAM	Lotus Europa
1 - 6:05.404	6 - 1:12.202	11 - 1:13.547
2 - 1:16.923	7 - 1:12.833	12 - 1:13.137
3 - 1:13.750	8 - 1:12.869	13 - 1:13.608
4 - 1:13.190	9 - 1:14.011	
5 - 1:12.826	10 - 1:12.886	
44	Alan HARPER	Lotus Elan S4
1 - 6:22.363	6 - 1:11.893	11 - 1:12.138
2 - 1:23.788	7 - 1:11.728	12 - 1:12.441
3 - 1:14.244	8 - 1:11.588	13 - 1:11.589
4 - 1:13.184	9 - 1:12.824	
5 - 1:12.464	10 - 1:11.636	

70s Road Sports Championship for the Wesprey Castings Trophy LAP ANALYSIS

(contd.)

45	Matthew NEWMAN	Alfa Romeo 1750
1 - 6:05.773	6 - 1:21.789	11 - 1:20.623
2 - 1:25.412	7 - 1:19.237	12 - 1:36.694P
3 - 1:22.606	8 - 1:19.857	
4 - 1:22.855	9 - 1:18.499	
5 - 1:21.460	10 - 1:34.533	
46	Jim BAYNAM	TVR Tuscan
1 - 6:12.302	6 - 1:11.687	11 - 1:12.744
2 - 1:19.192	7 - 1:12.847	12 - 1:12.065
3 - 1:15.434	8 - 1:11.880	13 - 1:11.668
4 - 1:12.123	9 - 1:11.435	
5 - 1:12.270	10 - 1:11.827	
48	Guy HARTNELL	Lancia Fulvia HF
1 - 6:29.610	6 - 1:24.872	11 - 1:23.998
2 - 1:29.082	7 - 1:23.800	
3 - 1:24.913	8 - 1:24.265	
4 - 1:24.005	9 - 1:23.789	
5 - 1:26.074	10 - 1:24.816	
54	Chris HOLLAND	Lotus 7 S4
1 - 6:09.930	6 - 1:11.828	11 - 1:11.860
2 - 1:15.954	7 - 1:12.121	12 - 1:11.917
3 - 1:13.258	8 - 1:12.657	13 - 1:12.213
4 - 1:12.936	9 - 1:11.977	
5 - 1:12.520	10 - 1:12.153	
56	James MCALLISTER	Lancia Fulvia Sport
1 - 6:08.445	6 - 1:17.437	
2 - 1:25.514	7 - 1:17.435	
3 - 1:19.912	8 - 1:18.072	
4 - 1:20.120	9 - 1:17.387	
5 - 1:17.949	10 - 1:42.896P	
59	Tim LAI	MG Midget
1 - 6:32.094	6 - 1:19.036	11 - 1:19.302
2 - 1:29.986	7 - 1:18.500	12 - 1:17.838
3 - 1:22.590	8 - 1:17.225	
4 - 1:20.466	9 - 1:17.685	
5 - 1:19.301	10 - 1:18.562	
61	Adam BAGNALL	Triumph GT6
1 - 6:14.779	6 - 1:15.467	11 - 1:15.455
2 - 1:22.832	7 - 1:16.741	12 - 1:14.958
3 - 1:16.881	8 - 1:18.043	13 - 1:15.418
4 - 1:16.380	9 - 1:15.863	
5 - 1:16.560	10 - 1:17.099	

70s Road Sports Championship for the Wesprey Castings Trophy LAP ANALYSIS

(contd.)


63	Jeremy ANSTEAD	Fiat X19
1 - 6:20.054	6 - 1:16.804	11 - 1:17.765
2 - 1:29.148	7 - 1:16.752	12 - 1:18.710
3 - 1:20.447	8 - 1:17.384	
4 - 1:19.397	9 - 1:17.004	
5 - 1:17.061	10 - 1:16.489	
64	Paul ANDERSON	Porsche 928
1 - 6:21.540	6 - 1:11.875	11 - 1:11.730
2 - 1:22.950	7 - 1:11.895	12 - 1:12.588
3 - 1:14.477	8 - 1:12.098	13 - 1:11.477
4 - 1:13.943	9 - 1:13.072	
5 - 1:11.419	10 - 1:11.446	
71	Chris HORNER	Turner Mk1
1 - 6:21.245	6 - 1:17.088	11 - 1:16.797
2 - 1:28.711	7 - 1:19.054	12 - 1:16.996
3 - 1:21.214	8 - 1:18.653	
4 - 1:18.550	9 - 1:19.182	
5 - 1:17.428	10 - 1:19.277	
72	John THOMASON	Triumph Spitfire 1500
1 - 6:10.874	6 - 1:15.374	11 - 1:16.632
2 - 1:23.592	7 - 1:16.467	12 - 1:16.099
3 - 1:19.547	8 - 1:16.681	13 - 1:16.768
4 - 1:17.538	9 - 1:15.782	
5 - 1:16.222	10 - 1:15.068	
96	Nigel BARNETT	Ford Capri 3000E
1 - 6:12.099	6 - 1:15.938	11 - 1:32.233P
2 - 1:23.760	7 - 1:16.356	
3 - 1:19.528	8 - 1:19.125	
4 - 1:18.282	9 - 1:16.963	
5 - 1:16.696	10 - 1:16.512	

70s Road Sports Championship for the Wesprey Castings Trophy

GRID - Race 3

ROW 17	48	1:23.789	HARTNELL	
ROW 16		1:20.874	42 BRAITHWAITE	10 1:22.677
ROW 15	45	1:18.499	NEWMAN	32 1:20.185
ROW 14		1:17.387	56 MCALLISTER	14 1:18.361
ROW 13	71	1:16.797	HORNER	59 1:17.225
ROW 12		1:16.489	63 ANSTEAD	37 1:16.744
ROW 11	12	1:15.250	CONDLIFFE	96 1:15.938
ROW 10		1:14.958	61 BAGNALL	72 1:15.068
ROW 9	31	1:14.107	BENNETT	33 1:14.163
ROW 8		1:13.803	16 ROWNEY	26 1:13.828
ROW 7	8	1:12.924	DAY	41 1:12.967
ROW 6		1:12.536	29 BRIGGS	15 1:12.729
ROW 5	11	1:11.971	STOCKBRIDGE	43 1:12.202
ROW 4		1:11.828	54 HOLLAND	9 1:11.937
ROW 3	46	1:11.435	BAYNAM	44 1:11.588
ROW 2		1:10.744	24 BARTER	64 1:11.419
ROW 1	1	1:09.312	THORNE	3 1:10.512

POLE



Weather/Track - Cloudy/Dry
 These results are provisional until the conclusion of any judicial and technical matters.

Silverstone
 Circuit Length = 1.6390 miles.
 Start: 09:44 End: 09:59

Clerk of Course:	Stewards:	Timekeeper:
------------------	-----------	-------------

70s Road Sports Championship for the Wesprey Castings Trophy

RACE RESULT - Race 3

POS	NO	CL	NAME	NAT	ENTRY	TIME	LAPS	GAP	MPH	BEST
1	1	A	Richard THORNE		Morgan Plus 8	15:31.179	13		82.56	1:09.830
2	9	B	Julian BARTER		TVR 3000M	15:32.633	13	1.454	82.43	1:10.177
3	24	B	Charles BARTER		Datsun 240Z	15:32.997	13	1.818	82.40	1:10.364
4	3	A	Paul CONWAY		Morgan Plus 8	15:44.286	13	13.107	81.41	1:10.435
5	64	A	Paul ANDERSON		Porsche 928	15:46.120	13	14.941	81.26	1:10.861
6	46	B	Jim BAYNAM		TVR Tuscan	15:56.567	13	25.388	80.37	1:10.898
7	15	A	Philip MCKELVEY		Morgan Plus 8	15:57.963	13	26.784	80.25	1:12.057
8	54	C	Chris HOLLAND		Lotus 7 S4	15:58.612	13	27.433	80.20	1:12.173
9	41	C	Bill BRAITHWAITE		Lotus Elan	16:05.109	13	33.930	79.66	1:12.601
10	43	C	Howard BENTHAM		Lotus Europa	16:07.078	13	35.899	79.49	1:12.804
11	44	C	Alan HARPER		Lotus Elan S4	16:17.633	13	46.454	78.64	1:11.659
12	31	A	Mark BENNETT		MGB GTV8	16:30.798	13	59.619	77.59	1:14.246
13	8	A	Neville DAY		Pontiac Firebird	16:35.805	13	1:04.626	77.20	1:12.910
14	16	A	Trevor ROWNEY		MGB GTV8	16:36.224	13	1:05.045	77.17	1:13.939
15	12	B	Neil CONDLIFFE		TVR 3000M	16:38.351	13	1:07.172	77.00	1:15.031
16	72	D1	John THOMASON		Triumph Spitfire 1500	16:46.081	13	1:14.902	76.41	1:15.508
17	33	B	Clive FOSKETT		Datsun 240Z	15:34.655	12	1 LAP	75.94	1:15.463
18	56	D1	James MCALLISTER		Lancia Fulvia Sport	15:44.800	12	1 LAP	75.12	1:16.591
19	96	Inv	Nigel BARNETT		Ford Capri 3000E	15:47.141	12	1 LAP	74.94	1:16.930
20	63	D1	Jeremy ANSTEAD		Fiat X19	15:48.915	12	1 LAP	74.80	1:16.638
21	59	E	Tim LAI		MG Midget	15:50.116	12	1 LAP	74.70	1:16.667
22	42	C	Ross BRAITHWAITE		Lotus Europa	15:50.990	12	1 LAP	74.63	1:16.195
23	37	B	Ken DAVIES		Porsche 911E	15:52.231	12	1 LAP	74.54	1:17.093
24	71	Inv	Chris HORNER		Turner Mk1	16:14.314	12	1 LAP	72.85	1:16.812
25	45	Inv	Matthew NEWMAN		Alfa Romeo 1750	16:17.397	12	1 LAP	72.62	1:18.777
26	14	D1	Jai SHARMA		Lancia Fulvia	16:19.570	12	1 LAP	72.46	1:17.942
27	26	B	Paul STAFFORD		Datsun 240Z	16:28.270	12	1 LAP	71.82	1:19.546
28	32	E	Simon HALL		Fiat X19	16:34.419	12	1 LAP	71.38	1:20.384
29	10	D1	Nigel ASHLEY		Alfa Romeo GT Junior	15:43.426	11	2 LAPS	68.98	1:23.539
30	29	A	Philip BRIGGS		Porsche 928	15:53.104	11	2 LAPS	68.28	1:13.521
NOT CLASSIFIED										
48	D1	Guy HARTNELL		Lancia Fulvia HF	12:55.286	9	D.N.F.	68.72	1:23.611	
61	Inv	Adam BAGNALL		Triumph GT6	16:30.676	4	N.C.F.	24.00	1:20.721	

FASTEST LAP

1	A	Richard THORNE		Morgan Plus 8	1:09.830	10	84.49mph	135.98kph
9	B	Julian BARTER		TVR 3000M	1:10.177	4	84.07mph	135.31kph
44	C	Alan HARPER		Lotus Elan S4	1:11.659	8	82.34mph	132.51kph
72	D1	John THOMASON		Triumph Spitfire 1500	1:15.508	5	78.14mph	125.75kph
59	E	Tim LAI		MG Midget	1:16.667	8	76.96mph	123.85kph
71	Inv	Chris HORNER		Turner Mk1	1:16.812	6	76.81mph	123.62kph

Weather/Track - Cloudy/Dry

These results are provisional until the conclusion of any judicial and technical matters.

Silverstone

Circuit Length = 1.6390 miles.

Start: 14:05 End: 14:20

Clerk of Course:	Stewards:	Timekeeper:
------------------	-----------	-------------

70s Road Sports Championship for the Wesprey Castings Trophy

LAP CHART

Lap 1			Lap 2			Lap 3			Lap 4			Lap 5		
No	Behind	Laptime	No	Behind	Laptime	No	Behind	Laptime	No	Behind	Laptime	No	Behind	Laptime
1		1:19.926	1		1:11.524	1		1:11.416	1		1:10.751	1		1:10.528
24	1.714	1:21.640	24	1.814	1:11.624	24	1.442	1:11.044	9	1.422	1:10.177	9	1.905	1:11.011
9	1.818	1:21.744	9	2.512	1:12.218	9	1.996	1:10.900	24	1.674	1:10.983	24	2.191	1:11.045
15	2.387	1:22.313	15	3.253	1:12.390	64	3.540	1:11.427	64	3.995	1:11.206	64	4.967	1:11.500
64	3.483	1:23.409	64	3.529	1:11.570	15	4.401	1:12.564	46	4.889	1:10.898	46	5.459	1:11.098
46	4.697	1:24.623	46	5.229	1:12.056	46	4.742	1:10.929	15	5.707	1:12.057	15	7.810	1:12.631
3	6.367	1:26.293	3	6.369	1:11.526	3	6.388	1:11.435	3	6.072	1:10.435	3	8.050	1:12.506
54	6.399	1:26.325	54	7.996	1:13.121	54	9.549	1:12.969	54	10.971	1:12.173	54	12.874	1:12.431
43	6.835	1:26.761	41	8.620	1:12.601	41	10.331	1:13.127	41	12.287	1:12.707	41	15.014	1:13.255
41	7.543	1:27.469	43	9.167	1:13.856	43	10.778	1:13.027	43	12.831	1:12.804	43	15.398	1:13.095
29	7.821	1:27.747	29	9.818	1:13.521	31	14.418	1:14.444	31	18.188	1:14.521	31	23.227	1:15.567
31	8.482	1:28.408	8	10.711	1:13.462	16	15.369	1:15.030	33	24.337	1:16.543	12	29.313	1:15.190
16	8.676	1:28.602	31	11.390	1:14.432	33	18.545	1:16.588	12	24.651	1:16.461	33	30.193	1:16.384
8	8.773	1:28.699	16	11.755	1:14.603	12	18.941	1:16.007	72	25.913	1:15.627	44	30.692	1:13.115
33	9.434	1:29.360	33	13.373	1:15.463	72	21.037	1:16.542	44	28.105	1:13.360	72	30.893	1:15.508
12	10.680	1:30.606	12	14.350	1:15.194	96	23.312	1:17.637	96	30.731	1:18.170	16	36.547	1:14.459
96	10.801	1:30.727	72	15.911	1:16.052	37	25.017	1:18.005	16	32.616	1:27.998	96	38.435	1:18.232
72	11.383	1:31.309	96	17.091	1:17.814	44	25.496	1:13.691	37	33.035	1:18.769	56	40.993	1:17.454
37	12.417	1:32.343	37	18.428	1:17.535	56	27.081	1:18.094	56	34.067	1:17.737	71	41.238	1:17.450
71	13.011	1:32.937	71	18.757	1:17.270	71	27.286	1:19.945	71	34.316	1:17.781	63	42.392	1:17.073
63	13.981	1:33.907	56	20.403	1:17.788	42	28.712	1:18.724	42	35.145	1:17.184	42	42.907	1:18.290
56	14.139	1:34.065	63	21.073	1:18.616	63	29.098	1:19.441	8	35.760	1:13.250	59	44.158	1:17.123
42	15.847	1:35.773	42	21.404	1:17.081	14	30.582	1:18.705	63	35.847	1:17.500	8	44.283	1:19.051
32	16.037	1:35.963	44	23.221	1:13.156	59	30.725	1:18.222	59	37.563	1:17.589	37	45.172	1:22.665
14	16.546	1:36.472	14	23.293	1:18.271	8	33.261	1:33.966	14	39.012	1:19.181	14	46.426	1:17.942
59	16.763	1:36.689	59	23.919	1:18.680	32	37.154	1:22.850	26	47.319	1:20.722	26	57.965	1:21.174
45	17.379	1:37.305	32	25.720	1:21.207	26	37.348	1:20.222	32	49.064	1:22.661	29	1 LAP	2:36.097
10	20.426	1:40.352	45	28.391	1:22.536	45	39.307	1:22.332	45	50.018	1:21.462	45	58.978	1:19.488
26	20.483	1:40.409	26	28.542	1:19.583	29	43.533	1:45.131P	10	58.042	1:23.539	32	1:00.534	1:21.998
48	21.245	1:41.171	10	32.655	1:23.753	10	45.254	1:24.015	48	59.575	1:23.611			
44	21.589	1:41.515	48	34.107	1:24.386	48	46.715	1:24.024						
61	1:08.998	2:28.924P												

70s Road Sports Championship for the Wesprey Castings Trophy

LAP CHART

(contd.)

Lap 6			Lap 7			Lap 8			Lap 9			Lap 10		
No	Behind	Laptime	No	Behind	Laptime	No	Behind	Laptime	No	Behind	Laptime	No	Behind	Laptime
1		1:10.633	1		1:10.510	1		1:10.589	1		1:10.773	1		1:09.830
10	1 LAP	1:24.327	32	1 LAP	1:21.817	9	1.958	1:10.918	9	1.890	1:10.705	37	1 LAP	1:17.469
9	1.726	1:10.454	9	1.629	1:10.413	24	2.089	1:10.842	24	2.006	1:10.690	9	2.770	1:10.710
24	1.922	1:10.364	24	1.836	1:10.424	71	1 LAP	1:37.945	29	2 LAPS	1:16.362	24	3.359	1:11.183
48	1 LAP	1:23.692	46	7.582	1:11.762	45	1 LAP	1:19.574	14	1 LAP	1:20.934	29	2 LAPS	1:15.045
64	5.195	1:10.861	64	7.764	1:13.079	26	1 LAP	1:20.720	46	9.060	1:11.413	64	12.703	1:11.837
46	6.330	1:11.504	3	10.226	1:11.500	46	8.420	1:11.427	64	10.696	1:11.035	3	13.374	1:11.524
3	9.236	1:11.819	15	12.568	1:13.212	64	10.434	1:13.259	71	1 LAP	1:18.142	14	1 LAP	1:20.052
15	9.866	1:12.689	10	1 LAP	1:24.615	3	10.819	1:11.182	3	11.680	1:11.634	46	15.959	1:16.729
54	14.875	1:12.634	48	1 LAP	1:24.340	32	1 LAP	1:21.267	45	1 LAP	1:18.785	71	1 LAP	1:18.966
41	17.420	1:13.039	54	17.155	1:12.790	15	15.093	1:13.114	26	1 LAP	1:19.546	15	20.939	1:13.411
43	17.853	1:13.088	41	20.005	1:13.095	54	19.613	1:13.047	15	17.358	1:13.038	45	1 LAP	1:18.857
31	27.866	1:15.272	43	20.667	1:13.324	41	22.864	1:13.448	54	21.402	1:12.562	54	24.126	1:12.554
44	33.066	1:13.007	31	32.053	1:14.697	43	23.174	1:13.096	32	1 LAP	1:20.384	26	1 LAP	1:19.900
12	34.160	1:15.480	44	34.782	1:12.226	10	1 LAP	1:23.969	41	25.182	1:13.091	41	28.355	1:13.003
33	35.938	1:16.378	12	38.798	1:15.148	48	1 LAP	1:24.738	43	25.863	1:13.462	43	29.743	1:13.710
72	36.629	1:16.369	72	41.793	1:15.674	31	35.710	1:14.246	44	38.548	1:13.469	32	1 LAP	1:20.855
16	40.129	1:14.215	33	42.488	1:17.060	44	35.852	1:11.659	31	40.717	1:15.780	44	41.605	1:12.887
96	44.785	1:16.983	16	43.558	1:13.939	12	43.324	1:15.115	10	1 LAP	1:24.659	31	46.241	1:15.354
56	47.188	1:16.828	8	51.433	1:14.369	72	47.170	1:15.966	48	1 LAP	1:24.562	12	54.486	1:15.710
71	47.417	1:16.812	96	52.734	1:18.459	16	47.988	1:15.019	12	48.606	1:16.055	16	56.642	1:14.579
8	47.574	1:13.924	56	53.749	1:17.071	33	49.905	1:18.006	16	51.893	1:14.678	10	1 LAP	1:25.041
63	49.247	1:17.488	63	55.375	1:16.638	8	54.233	1:13.389	72	52.789	1:16.392	48	1 LAP	1:24.762
42	49.856	1:17.582	42	56.430	1:17.084	56	59.751	1:16.591	33	55.269	1:16.137	8	59.733	1:12.988
59	50.450	1:16.925	59	56.826	1:16.886	96	1:00.512	1:18.367	8	56.575	1:13.115	72	59.746	1:16.787
37	51.632	1:17.093	37	59.046	1:17.924	42	1:02.036	1:16.195	56	1:05.716	1:16.738	33	1:01.766	1:16.327
14	54.498	1:18.705	14	1:04.752	1:20.764	63	1:02.389	1:17.603	96	1:06.669	1:16.930			
29	1 LAP	1:14.166	29	1 LAP	1:16.942	59	1:02.904	1:16.667	63	1:08.722	1:17.106			
26	1:07.107	1:19.775				37	1:05.614	1:17.157	42	1:08.979	1:17.716			
45	1:07.556	1:19.211							59	1:09.496	1:17.365			

70s Road Sports Championship for the Wesprey Castings Trophy LAP CHART

(contd.)

Lap 11			Lap 12			Lap 13			Lap 14			Lap 15		
No	Behind	Laptime	No	Behind	Laptime	No	Behind	Laptime	No	Behind	Laptime	No	Behind	Laptime
1		1:11.130	1		1:11.838	1		1:11.731						
56	1 LAP	1:17.305	9	2.078	1:10.999	9	1.454	1:11.107						
9	2.917	1:11.277	24	2.462	1:11.091	24	1.818	1:11.087						
96	1 LAP	1:17.225	56	1 LAP	1:17.865	33	1 LAP	1:18.272						
24	3.209	1:10.980	96	1 LAP	1:18.098	10	2 LAPS	1:24.175						
59	1 LAP	1:17.542	63	1 LAP	1:18.306	3	13.107	1:11.954						
63	1 LAP	1:18.453	3	12.884	1:11.972	56	1 LAP	1:17.264						
42	1 LAP	1:18.840	59	1 LAP	1:18.676	64	14.941	1:12.703						
37	1 LAP	1:17.240	42	1 LAP	1:18.574	96	1 LAP	1:18.499						
3	12.750	1:10.506	64	13.969	1:11.681	63	1 LAP	1:16.784						
64	14.126	1:12.553	37	1 LAP	1:18.784	59	1 LAP	1:17.752						
29	2 LAPS	1:17.673	29	2 LAPS	1:15.600	42	1 LAP	1:17.947						
46	20.558	1:15.729	46	22.456	1:13.736	37	1 LAP	1:17.247						
15	23.783	1:13.974	15	25.562	1:13.617	29	2 LAPS	1:14.820						
54	25.735	1:12.739	54	26.560	1:12.663	46	25.388	1:14.663						
14	1 LAP	1:22.654	41	32.109	1:13.095	15	26.784	1:12.953						
71	1 LAP	1:18.573	71	1 LAP	1:17.472	54	27.433	1:12.604						
41	30.852	1:13.627	43	34.037	1:13.772	41	33.930	1:13.552						
43	32.103	1:13.490	14	1 LAP	1:20.675	43	35.899	1:13.593						
45	1 LAP	1:20.165	45	1 LAP	1:18.777	71	1 LAP	1:21.021						
61	9 LAPS	1:14.450	44	45.188	1:13.529	45	1 LAP	1:18.905						
26	1 LAP	1:21.506	26	1 LAP	1:24.078	44	46.454	1:12.997						
32	1 LAP	1:20.491	61	9 LAPS	1:26.581	14	1 LAP	1:25.215						
44	43.497	1:13.022	32	1 LAP	1:22.813	26	1 LAP	1:20.635						
31	50.572	1:15.461	31	55.290	1:16.556	61	9 LAPS	1:20.721						
12	58.912	1:15.556	12	1:02.105	1:15.031	31	59.619	1:16.060						
16	59.973	1:14.461	16	1:02.337	1:14.202	32	1 LAP	1:22.113						
8	1:01.808	1:13.205	8	1:02.880	1:12.910	8	1:04.626	1:13.477						
72	1:04.678	1:16.062	72	1:09.303	1:16.463	16	1:05.045	1:14.439						
33	1:08.773	1:18.137				12	1:07.172	1:16.798						
10	1 LAP	1:24.981				72	1:14.902	1:17.330						

Historic Formula Ford

QUALIFYING - Race 4

POS	NO	CL	NAME	NAT	ENTRY	TIME	LAPS	GAP	MPH
1	1		Neil FOWLER		Lola T200	1:05.317	8		90.33
2	87		Nelson ROWE		Crossle 20 F	1:05.429	15	0.112	90.18
3	42		Nigel BANCROFT		Crossle 20F	1:05.614	15	0.297	89.92
4	83		John PEARSON		Merlyn Mk IIA	1:05.737	15	0.420	89.75
5	64		Matt HORWOOD		Macon MR8	1:05.761	15	0.444	89.72
6	8		Ben SIMMS		March 718	1:05.892	15	0.575	89.54
7	11		Westie MITCHELL		Merlyn Mk20	1:05.933	14	0.616	89.49
8	7		John GOLDSMITH		Macon MR8B	1:06.005	15	0.688	89.39
9	44		John BLADON		Merlyn Mk11A	1:06.287	14	0.970	89.01
10	57		David WILD		Lola T200	1:06.390	14	1.073	88.87
11	48		Crispin SCHLAEFLI		Macon MR8	1:06.803	14	1.486	88.32
12	66		Gregory THORNTON		Titan Mk4	1:06.820	14	1.503	88.30
13	78		Neil FENDER		Jamun T2	1:06.966	14	1.649	88.11
14	54		Alex MEEK		Merlyn Mk20A	1:06.975	14	1.658	88.09
15	96	N	Dean BOWER		Hawke DL2	1:07.036	14	1.719	88.01
16	4		John SYKES		Merlyn Mk11A	1:07.629	14	2.312	87.24
17	27		Dick DIXON		Lotus 61	1:07.869	14	2.552	86.93
18	20		Henry SCOTT		Lola T200	1:07.973	14	2.656	86.80
19	39		Michael RICHINGS		Alexis Mk15	1:08.301	14	2.984	86.38
20	58		Terry VAN DER ZEE		Nike Mk4	1:08.408	14	3.091	86.25
21	86		George FOWLER		Macon MR8	1:08.674	14	3.357	85.91
22	46		Mike BROMLEY		Merlyn Mk11A	1:09.457	14	4.140	84.95
23	89		Gary CRITCHER		Nike Mk4/6	1:13.264	13	7.947	80.53
24	92	N	William I'ANSON		Nike Mk6	1:14.901	2	9.584	78.77
25	17		Bernard COX		Lola T200	1:15.001	12	9.684	78.67
26	71		Alan HICKS		Lotus 61	1:15.274	2	9.957	78.38

Weather/Track - Cloudy/Dry

These results are provisional until the conclusion of any judicial and technical matters.

Silverstone

Circuit Length = 1.6390 miles.

Start: 10:05 End: 10:20

Clerk of Course:	Stewards:	Timekeeper:
------------------	-----------	-------------

Historic Formula Ford LAP ANALYSIS

1	Neil FOWLER	Lola T200
1 - 4:07.554	6 - 1:05.337	
2 - 1:09.004	7 - 1:05.317	
3 - 1:06.712	8 - 1:27.226P	
4 - 1:05.830		
5 - 1:06.812		
4	John SYKES	Merlyn Mk11A
1 - 3:59.019	6 - 1:09.503	11 - 1:09.164
2 - 1:11.729	7 - 1:12.371	12 - 1:07.629
3 - 1:09.101	8 - 1:08.423	13 - 1:08.865
4 - 1:11.019	9 - 1:09.232	14 - 1:08.081
5 - 1:09.496	10 - 1:10.075	
7	John GOLDSMITH	Macon MR8B
1 - 3:57.704	6 - 1:06.710	11 - 1:06.923
2 - 1:10.783	7 - 1:06.628	12 - 1:07.017
3 - 1:06.913	8 - 1:06.529	13 - 1:06.309
4 - 1:06.598	9 - 1:07.196	14 - 1:06.192
5 - 1:07.296	10 - 1:06.735	15 - 1:06.005
8	Ben SIMMS	March 718
1 - 4:06.152	6 - 1:06.095	11 - 1:06.336
2 - 1:10.346	7 - 1:06.468	12 - 1:06.065
3 - 1:08.096	8 - 1:06.039	13 - 1:05.892
4 - 1:06.621	9 - 1:05.965	14 - 1:06.284
5 - 1:06.380	10 - 1:06.435	15 - 1:05.975
11	Westie MITCHELL	Merlyn Mk20
1 - 4:01.294	6 - 1:07.687	11 - 1:06.431
2 - 1:10.179	7 - 1:12.808	12 - 1:06.469
3 - 1:07.166	8 - 1:06.928	13 - 1:06.497
4 - 1:09.647	9 - 1:05.933	14 - 1:06.536
5 - 1:08.319	10 - 1:07.262	
17	Bernard COX	Lola T200
1 - 4:17.719	6 - 1:24.695	11 - 1:16.354
2 - 1:20.663	7 - 1:20.434	12 - 1:15.413
3 - 1:19.951	8 - 1:16.945	
4 - 1:20.915	9 - 1:15.001	
5 - 1:21.276	10 - 1:17.245	
20	Henry SCOTT	Lola T200
1 - 4:15.662	6 - 1:10.411	11 - 1:09.986
2 - 1:19.526	7 - 1:10.172	12 - 1:08.158
3 - 1:13.396	8 - 1:09.092	13 - 1:07.973
4 - 1:12.298	9 - 1:09.127	14 - 1:08.048
5 - 1:10.990	10 - 1:08.457	

Historic Formula Ford LAP ANALYSIS

(contd.)

27	Dick DIXON	Lotus 61
1 - 4:11.853	6 - 1:10.718	11 - 1:09.268
2 - 1:19.755	7 - 1:10.893	12 - 1:08.477
3 - 1:15.991	8 - 1:08.973	13 - 1:07.869
4 - 1:12.794	9 - 1:08.214	14 - 1:08.000
5 - 1:10.841	10 - 1:08.204	
39	Michael RICHINGS	Alexis Mk15
1 - 4:00.994	6 - 1:08.800	11 - 1:08.664
2 - 1:13.417	7 - 1:08.492	12 - 1:08.643
3 - 1:11.541	8 - 1:08.556	13 - 1:08.397
4 - 1:09.122	9 - 1:09.089	14 - 1:08.301
5 - 1:08.849	10 - 1:09.135	
42	Nigel BANCROFT	Crossle 20F
1 - 3:57.974	6 - 1:07.303	11 - 1:06.634
2 - 1:10.770	7 - 1:07.007	12 - 1:06.098
3 - 1:07.540	8 - 1:06.455	13 - 1:05.659
4 - 1:07.977	9 - 1:06.864	14 - 1:05.614
5 - 1:07.444	10 - 1:06.466	15 - 1:06.767
44	John BLADON	Merlyn Mk11A
1 - 4:12.115	6 - 1:07.066	11 - 1:07.575
2 - 1:09.310	7 - 1:07.837	12 - 1:07.249
3 - 1:07.449	8 - 1:06.287	13 - 1:06.531
4 - 1:07.843	9 - 1:06.827	14 - 1:06.566
5 - 1:07.281	10 - 1:07.241	
46	Mike BROMLEY	Merlyn Mk11A
1 - 4:12.222	6 - 1:10.891	11 - 1:09.648
2 - 1:16.280	7 - 1:10.125	12 - 1:11.124
3 - 1:13.524	8 - 1:11.049	13 - 1:10.499
4 - 1:11.109	9 - 1:10.535	14 - 1:09.690
5 - 1:11.325	10 - 1:09.457	
48	Crispin SCHLAEFLI	Macon MR8
1 - 4:08.039	6 - 1:08.514	11 - 1:08.022
2 - 1:13.277	7 - 1:09.469	12 - 1:07.513
3 - 1:09.920	8 - 1:08.041	13 - 1:07.137
4 - 1:08.402	9 - 1:07.266	14 - 1:06.803
5 - 1:07.976	10 - 1:09.165	
54	Alex MEEK	Merlyn Mk20A
1 - 3:57.988	6 - 1:07.548	11 - 1:07.266
2 - 1:11.516	7 - 1:09.713	12 - 1:06.975
3 - 1:08.796	8 - 1:07.362	13 - 1:07.110
4 - 1:11.335	9 - 1:07.681	14 - 1:07.182
5 - 1:08.405	10 - 1:07.282	

Historic Formula Ford LAP ANALYSIS

(contd.)

57	David WILD	Lola T200
1 - 4:05.680	6 - 1:06.749	11 - 1:06.659
2 - 1:10.039	7 - 1:07.418	12 - 1:06.869
3 - 1:08.621	8 - 1:06.662	13 - 1:06.622
4 - 1:07.807	9 - 1:06.869	14 - 1:06.390
5 - 1:07.265	10 - 1:06.746	
58	Terry VAN DER ZEE	Nike Mk4
1 - 4:03.598	6 - 1:09.964	11 - 1:09.704
2 - 1:13.375	7 - 1:09.297	12 - 1:09.139
3 - 1:10.583	8 - 1:09.253	13 - 1:08.892
4 - 1:10.312	9 - 1:09.456	14 - 1:08.408
5 - 1:09.562	10 - 1:09.728	
64	Matt HORWOOD	Macon MR8
1 - 3:57.337	6 - 1:07.199	11 - 1:06.728
2 - 1:09.612	7 - 1:08.110	12 - 1:08.017
3 - 1:07.113	8 - 1:06.980	13 - 1:08.419
4 - 1:07.555	9 - 1:06.347	14 - 1:07.666
5 - 1:07.278	10 - 1:05.761	15 - 1:05.929
66	Gregory THORNTON	Titan Mk4
1 - 4:12.675	6 - 1:06.914	11 - 1:07.961
2 - 1:11.266	7 - 1:08.073	12 - 1:07.296
3 - 1:12.445	8 - 1:07.070	13 - 1:06.839
4 - 1:07.582	9 - 1:06.878	14 - 1:06.820
5 - 1:07.368	10 - 1:09.281	
71	Alan HICKS	Lotus 61
1 - 4:05.794		
2 - 1:15.274		
78	Neil FENDER	Jamun T2
1 - 4:01.737	6 - 1:08.828	11 - 1:08.321
2 - 1:12.973	7 - 1:08.760	12 - 1:07.161
3 - 1:11.579	8 - 1:08.217	13 - 1:06.966
4 - 1:11.472	9 - 1:08.255	14 - 1:08.006
5 - 1:08.836	10 - 1:08.937	
83	John PEARSON	Merlyn Mk IIA
1 - 3:57.453	6 - 1:07.092	11 - 1:06.094
2 - 1:10.365	7 - 1:06.910	12 - 1:06.002
3 - 1:08.640	8 - 1:06.278	13 - 1:07.114
4 - 1:12.152	9 - 1:06.208	14 - 1:06.046
5 - 1:08.324	10 - 1:06.255	15 - 1:05.737

Historic Formula Ford LAP ANALYSIS


(contd.)

86	George FOWLER	Macon MR8		
1 -	4:05.170	6 -	1:08.805	11 - 1:08.891
2 -	1:14.856	7 -	1:09.455	12 - 1:08.674
3 -	1:10.862	8 -	1:10.034	13 - 1:08.813
4 -	1:10.849	9 -	1:08.841	14 - 1:08.760
5 -	1:10.480	10 -	1:09.512	
87	Nelson ROWE	Crossle 20 F		
1 -	3:57.448	6 -	1:06.117	11 - 1:05.429
2 -	1:08.445	7 -	1:05.771	12 - 1:05.912
3 -	1:06.559	8 -	1:07.223	13 - 1:05.634
4 -	1:06.616	9 -	1:06.021	14 - 1:05.753
5 -	1:06.387	10 -	1:05.980	15 - 1:05.626
89	Gary CRITCHER	Nike Mk4/6		
1 -	4:13.686	6 -	1:14.059	11 - 1:13.963
2 -	1:19.121	7 -	1:14.559	12 - 1:14.256
3 -	1:17.451	8 -	1:13.413	13 - 1:13.461
4 -	1:16.786	9 -	1:13.559	
5 -	1:15.684	10 -	1:13.264	
92	William I'ANSON	Nike Mk6		
1 -	4:06.619			
2 -	1:14.901			
96	Dean BOWER	Hawke DL2		
1 -	4:13.351	6 -	1:09.123	11 - 1:07.036
2 -	1:15.792	7 -	1:07.368	12 - 1:07.118
3 -	1:10.941	8 -	1:07.184	13 - 1:08.355
4 -	1:08.541	9 -	1:07.368	14 - 1:11.345
5 -	1:09.890	10 -	1:07.213	

Historic Formula Ford

GRID - Race 4 - Amended

ROW 13	71 HICKS	1 FOWLER
ROW 12	92 I'ANSON	17 COX
ROW 11	46 BROMLEY	89 CRITCHER
ROW 10	58 VAN DER ZEE	86 FOWLER
ROW 9	20 SCOTT	39 RICHINGS
ROW 8	4 SYKES	27 DIXON
ROW 7	54 MEEK	96 BOWER
ROW 6	66 THORNTON	78 FENDER
ROW 5	57 WILD	48 SCHLAEFLI
ROW 4	7 GOLDSMITH	44 BLADON
ROW 3	8 SIMMS	11 MITCHELL
ROW 2	83 PEARSON	64 HORWOOD
ROW 1	87 ROWE	42 BANCROFT
	POLE	



Weather/Track - Cloudy/Dry
These results are provisional until the conclusion of any judicial and technical matters.

Silverstone
 Circuit Length = 1.6390 miles.
 Start: 10:05 End: 10:20

Clerk of Course:	Stewards:	Timekeeper:
------------------	-----------	-------------

Historic Formula Ford

RACE RESULT - Race 4

POS	NO	CL	NAME	NAT	ENTRY	TIME	LAPS	GAP	MPH	BEST
1	87		Nelson ROWE		Crossle 20 F	15:39.335	14		88.12	1:05.751
2	1		Neil FOWLER		Lola T200	15:43.261	14	3.926	87.76	1:05.730
3	8		Ben SIMMS		March 718	15:43.566	14	4.231	87.73	1:05.882
4	64		Matt HORWOOD		Macon MR8	15:45.445	14	6.110	87.55	1:05.932
5	42		Nigel BANCROFT		Crossle 20F	15:45.929	14	6.594	87.51	1:06.034
6	83		John PEARSON		Merlyn Mk IIA	15:46.485	14	7.150	87.46	1:06.180
7	7		John GOLDSMITH		Macon MR8B	15:46.570	14	7.235	87.45	1:05.978
8	66		Gregory THORNTON		Titan Mk4	15:55.636	14	16.301	86.62	1:06.896
9	48		Crispin SCHLAEFLI		Macon MR8	16:10.317	14	30.982	85.31	1:07.617
10	4		John SYKES		Merlyn Mk11A	16:10.948	14	31.613	85.25	1:07.575
11	27		Dick DIXON		Lotus 61	16:20.233	14	40.898	84.45	1:07.559
12	44		John BLADON		Merlyn Mk11A	16:20.268	14	40.933	84.44	1:07.263
13	58		Terry VAN DER ZEE		Nike Mk4	16:21.550	14	42.215	84.33	1:07.986
14	86		George FOWLER		Macon MR8	16:23.152	14	43.817	84.20	1:08.096
15	39		Michael RICHINGS		Alexis Mk15	16:26.910	14	47.575	83.88	1:08.064
16	54		Alex MEEK		Merlyn Mk20A	16:30.436	14	51.101	83.58	1:07.679
17	92	N	William I'ANSON		Nike Mk6	16:02.793	13	1 LAP	79.85	1:11.462
18	89		Gary CRITCHER		Nike Mk4/6	16:06.013	13	1 LAP	79.58	1:11.870
19	20		Henry SCOTT		Lola T200	16:42.247	13	1 LAP	76.70	1:08.046
20	46		Mike BROMLEY		Merlyn Mk11A	15:43.203	12	2 LAPS	75.25	1:11.250
21	17		Bernard COX		Lola T200	16:35.791	12	2 LAPS	71.28	1:17.917
NOT CLASSIFIED										
78			Neil FENDER		Jamun T2	8:09.162	7	D.N.F.	84.79	1:07.630
11			Westie MITCHELL		Merlyn Mk20	2:59.768	2	D.N.F.	66.62	1:24.070
FASTEST LAP										
1			Neil FOWLER		Lola T200	1:05.730	7	89.76mph	144.46kph	
92	N		William I'ANSON		Nike Mk6	1:11.462	12	82.56mph	132.87kph	

Weather/Track - Cloudy/Dry

These results are provisional until the conclusion of any judicial and technical matters.

Silverstone
Circuit Length = 1.6390 miles.
Start: 14:32 End: 14:48

Clerk of Course:	Stewards:	Timekeeper:
------------------	-----------	-------------

Historic Formula Ford LAP CHART

Lap 1			Lap 2			Lap 3			Lap 4			Lap 5		
No	Behind	Laptime	No	Behind	Laptime	No	Behind	Laptime	No	Behind	Laptime	No	Behind	Laptime
87		1:14.085	87		1:06.448	87		1:06.262	87		1:06.625	87		1:06.027
42	1.755	1:15.840	42	3.373	1:08.066	8	4.352	1:07.044	8	4.276	1:06.549	8	5.008	1:06.759
83	1.851	1:15.936	83	3.459	1:08.056	42	5.371	1:08.260	1	6.304	1:07.219	1	6.445	1:06.168
8	1.973	1:16.058	8	3.570	1:08.045	64	5.461	1:07.618	42	6.388	1:07.642	42	7.214	1:06.853
7	2.474	1:16.559	7	3.814	1:07.788	83	5.577	1:08.380	83	6.994	1:08.042	64	7.344	1:06.353
64	2.567	1:16.652	64	4.105	1:07.986	1	5.710	1:06.457	64	7.018	1:08.182	83	7.637	1:06.670
48	4.272	1:18.357	1	5.515	1:06.512	7	5.876	1:08.324	7	7.777	1:08.526	7	8.791	1:07.041
1	5.451	1:19.536	48	6.906	1:09.082	66	8.868	1:07.920	46	1 LAP	1:16.580	66	10.076	1:06.913
66	5.514	1:19.599	66	7.210	1:08.144	48	9.002	1:08.358	66	9.190	1:06.947	27	12.854	1:07.833
27	5.699	1:19.784	27	7.533	1:08.282	27	9.140	1:07.869	27	11.048	1:08.533	48	13.417	1:07.928
78	6.366	1:20.451	78	8.562	1:08.644	78	10.314	1:08.014	48	11.516	1:09.139	78	13.672	1:07.866
39	6.449	1:20.534	39	9.081	1:09.080	39	11.170	1:08.351	78	11.833	1:08.144	4	14.798	1:07.575
54	6.635	1:20.720	54	9.322	1:09.135	4	11.463	1:08.019	4	13.250	1:08.412	54	15.710	1:07.923
4	6.934	1:21.019	4	9.706	1:09.220	54	11.634	1:08.574	39	13.460	1:08.915	39	16.128	1:08.695
20	8.048	1:22.133	86	10.529	1:08.853	86	14.026	1:09.759	54	13.814	1:08.805	46	1 LAP	1:13.390
86	8.124	1:22.209	20	12.250	1:10.650	20	14.975	1:08.987	86	16.489	1:09.088	20	19.663	1:08.899
11	9.985	1:24.070	58	13.432	1:09.515	58	16.244	1:09.074	20	16.791	1:08.441	58	20.315	1:08.541
58	10.365	1:24.450	44	18.213	1:08.892	44	20.731	1:08.780	58	17.801	1:08.182	86	20.427	1:09.965
89	11.716	1:25.801	89	19.884	1:14.616	89	26.297	1:12.675	44	22.375	1:08.269	44	24.199	1:07.851
92	13.429	1:27.514	92	20.352	1:13.371	92	26.465	1:12.375	92	34.007	1:14.167	92	41.340	1:13.360
44	15.769	1:29.854	17	34.202	1:18.192	17	46.169	1:18.229	89	34.642	1:14.970	89	41.962	1:13.347
17	22.458	1:36.543	11	39.235	1:35.698P				17	57.461	1:17.917			
46	52.857	2:06.942	46	1:05.436	1:19.027									

Historic Formula Ford LAP CHART

(contd.)

Lap 6			Lap 7			Lap 8			Lap 9			Lap 10		
No	Behind	Laptime	No	Behind	Laptime	No	Behind	Laptime	No	Behind	Laptime	No	Behind	Laptime
87		1:07.320	87		1:05.875	87		1:05.752	87		1:06.430	87		1:06.297
8	4.175	1:06.487	8	4.594	1:06.294	1	5.821	1:06.810	8	5.570	1:05.882	92	1 LAP	1:12.475
1	4.908	1:05.783	1	4.763	1:05.730	8	6.118	1:07.276	1	5.620	1:06.229	89	1 LAP	1:12.877
42	5.928	1:06.034	42	6.650	1:06.597	42	7.474	1:06.576	42	7.901	1:06.857	8	5.816	1:06.543
17	1 LAP	1:21.873	64	6.731	1:06.443	64	7.613	1:06.634	83	8.175	1:06.855	1	5.922	1:06.599
64	6.163	1:06.139	83	7.002	1:06.380	83	7.750	1:06.500	64	8.578	1:07.395	42	8.010	1:06.406
83	6.497	1:06.180	7	8.952	1:07.215	7	9.570	1:06.370	7	9.585	1:06.445	83	8.677	1:06.799
7	7.612	1:06.141	66	11.667	1:07.658	66	12.890	1:06.975	66	13.463	1:07.003	64	9.082	1:06.801
66	9.884	1:07.128	78	16.520	1:08.413	48	21.160	1:08.724	48	23.491	1:08.761	7	9.266	1:05.978
27	13.382	1:07.848	48	18.188	1:09.451	4	21.720	1:09.152	4	23.596	1:08.306	66	14.479	1:07.313
78	13.982	1:07.630	27	18.192	1:10.685	27	21.868	1:09.428	54	23.793	1:08.277	48	24.811	1:07.617
48	14.612	1:08.515	4	18.320	1:08.869	54	21.946	1:09.121	27	24.308	1:08.870	4	25.490	1:08.191
4	15.326	1:07.848	54	18.577	1:08.383	39	22.297	1:08.948	39	24.643	1:08.776	27	30.208	1:12.197
54	16.069	1:07.679	39	19.101	1:08.064	20	26.306	1:08.262	20	27.922	1:08.046	44	31.432	1:07.902
39	16.912	1:08.104	20	23.796	1:08.335	58	27.429	1:08.495	58	29.335	1:08.336	58	32.228	1:09.190
20	21.336	1:08.993	58	24.686	1:09.095	86	28.273	1:08.871	44	29.827	1:07.898	86	33.411	1:08.680
58	21.466	1:08.471	86	25.154	1:08.576	44	28.359	1:07.263	86	31.028	1:09.185	39	37.993	1:19.647
46	1 LAP	1:13.009	44	26.848	1:07.993	46	1 LAP	1:19.186	46	1 LAP	1:11.474	54	43.510	1:26.014
86	22.453	1:09.346	46	1 LAP	1:12.000	17	1 LAP	1:21.586	17	1 LAP	1:18.765	46	1 LAP	1:15.906
44	24.730	1:07.851	17	1 LAP	1:29.440	92	1:03.034	1:14.944				20	59.345	1:37.720
92	46.926	1:12.906	92	53.842	1:12.791	89	1:03.105	1:15.016						
89	47.846	1:13.204	89	53.841	1:11.870									

Historic Formula Ford LAP CHART

(contd.)

Lap 11			Lap 12			Lap 13			Lap 14			Lap 15		
No	Behind	Laptime	No	Behind	Laptime	No	Behind	Laptime	No	Behind	Laptime	No	Behind	Laptime
87		1:09.720	87		1:06.150	87		1:05.751	87		1:06.593			
1	3.551	1:07.349	1	3.478	1:06.077	1	4.309	1:06.582	46	2 LAPS	1:12.229			
8	3.943	1:07.847	8	3.732	1:05.939	8	4.547	1:06.566	1	3.926	1:06.210			
42	5.279	1:06.989	42	5.534	1:06.405	64	6.377	1:06.269	8	4.231	1:06.277			
17	2 LAPS	1:23.737	64	5.859	1:05.932	42	6.489	1:06.706	64	6.110	1:06.326			
83	5.453	1:06.496	83	6.175	1:06.872	83	6.895	1:06.471	42	6.594	1:06.698			
64	6.077	1:06.715	7	6.564	1:06.351	7	7.265	1:06.452	83	7.150	1:06.848			
7	6.363	1:06.817	92	1 LAP	1:12.519	66	15.244	1:07.652	7	7.235	1:06.563			
92	1 LAP	1:13.414	66	13.343	1:07.838	92	1 LAP	1:11.462	66	16.301	1:07.650			
89	1 LAP	1:13.773	89	1 LAP	1:12.476	89	1 LAP	1:13.482	92	1 LAP	1:11.495			
66	11.655	1:06.896	17	2 LAPS	1:23.383	48	29.661	1:10.437	89	1 LAP	1:11.906			
48	22.923	1:07.832	48	24.975	1:08.202	4	30.199	1:10.509	48	30.982	1:07.914			
4	23.451	1:07.681	4	25.441	1:08.140	44	39.864	1:13.569	4	31.613	1:08.007			
44	29.717	1:08.005	44	32.046	1:08.479	27	39.932	1:13.538	27	40.898	1:07.559			
27	29.807	1:09.319	27	32.145	1:08.488	58	40.822	1:12.972	44	40.933	1:07.662			
58	31.308	1:08.800	58	33.601	1:08.443	86	41.100	1:12.425	58	42.215	1:07.986			
86	31.787	1:08.096	86	34.426	1:08.789	17	2 LAPS	1:25.921	86	43.817	1:09.310			
39	37.842	1:09.569	39	41.062	1:09.370	39	44.512	1:09.201	39	47.575	1:09.656			
54	42.754	1:08.964	54	45.095	1:08.491	54	49.558	1:10.214	54	51.101	1:08.136			
46	1 LAP	1:11.250	46	1 LAP	1:12.210	20	1 LAP	2:06.123	17	2 LAPS	1:20.205			
20	59.179	1:09.554							20	1 LAP	1:16.104			

HSCC Millers Oils Classic Sports Cars inc 70sRS class D2 QUALIFYING - Race 5

POS	NO	CL	NAME	NAT	ENTRY	TIME	LAPS	GAP	MPH
1	80	INV	Richard OLDWORTH		Elva Mk8	1:05.791	13		89.68
2	7	INV	John MONSON		Elva Mk7S	1:06.192	14	0.401	89.14
3	72	GT5	Jamie BOOT		TVR Griffith	1:07.167	13	1.376	87.84
4	16	GT4	Philip NELSON		Marcos 1800 GT	1:08.792	14	3.001	85.77
5	2	GT3	Stuart TIZZARD		Lotus Elan S1	1:09.611	14	3.820	84.76
6	70	GT7	Les ELY		Jaguar E-Type	1:09.692	14	3.901	84.66
7	58	GT7	Harry WYNDHAM		Jaguar E-Type	1:09.781	14	3.990	84.55
8	15	GT4	Allen TICE		Marcos 1800 GT	1:09.883	12	4.092	84.43
9	90	INV	Andy WILLIS		Brabham BT5	1:10.430	13	4.639	83.77
10	44	GT7	Stephen RADCLIFFE		Jaguar E-Type	1:10.789	14	4.998	83.35
11	27	GT3	Jose ALBUQUERQUE		Lotus Elan 26R	1:13.008	11	7.217	80.81
12	60	GT3	Andrew TART		Lotus Elan S2	1:13.257	13	7.466	80.54
13	63	GT3	Alan HARPER		Lotus Elan S2	1:13.700	12	7.909	80.06
14	8	GT7	Andrew SHARP		Aston Martin DB2	1:14.139	13	8.348	79.58
15	21	GT6	Robert BARRIE		Porsche 911	1:14.365	13	8.574	79.34
16	75	7D2	James NAIRN		Alfa Romeo GTV 2000	1:15.835	12	10.044	77.80
17	71	GT2	Brian ARCULUS		Lotus Elite	1:15.949	12	10.158	77.68
18	98	70I	Bob TROTTER		Ford Escort RS2000	1:16.147	13	10.356	77.48
19	84	GT6	Graham JONES		MGB	1:16.158	12	10.367	77.47
20	26	7D2	Will FINN		Alfa Romeo 2000GTV	1:16.273	4	10.482	77.35
21	25	GT2	Stephen BEALE		Lotus Elite	1:16.281	13	10.490	77.35
22	38	7D2	Jonathan HARTOP		Alfa 2000GTV	1:17.090	12	11.299	76.53
23	43	GT6	Alec POOLE		MGB	1:17.360	12	11.569	76.27
24	23	7D2	William MORTON		Alfa Romeo Alfetta 2.0 GTV	1:17.578	12	11.787	76.05
25	20	7D2	John HILLON		Porsche 924	1:17.683	7	11.892	75.95
26	52	7D2	Graham HALL		Alfa Romeo 2000 GTV	1:17.975	12	12.184	75.67
27	39	GT2	Terry PAGE		Marcos GT Gullwing	1:18.065	10	12.274	75.58
28	18	GT6	Maurice WHELAN		MGB	1:18.465	12	12.674	75.19
29	78	7D2	Mark DUDLEY		Alfa Romeo GTV96	1:18.829	12	13.038	74.85
30	65	7D2	Steve COOKE		Triumph GT6 Mk3	1:19.976	4	14.185	73.77
31	76	7D2	David ERWIN		Alfa Romeo 2000 GTV	1:21.016	11	15.225	72.83
32	10	GT7	Daniel NASH		Sunbeam Tiger	1:21.425	7	15.634	72.46
33	69	7D2	Peter HEAD		MGB	1:22.120	11	16.329	71.85
34	6	7D2	David MARSHALL		Lancia Beta Monte Carlo	1:22.846	11	17.055	71.22
35	9	GT7	Graham BARKER		Aston Martin DB2/4	1:39.553	7	33.762	59.26

Silverstone
Circuit Length = 1.6390 miles.
Start: 10:32 End: 10:47

Weather/Track - Cloudy/Dry
These results are provisional until the conclusion of any judicial and technical matters.

Clerk of Course:	Stewards:	Timekeeper:
------------------	-----------	-------------

HSCC Millers Oils Classic Sports Cars inc 70sRS class D2 LAP ANALYSIS

2	Stuart TIZZARD	Lotus Elan S1
1 - X:00.000	6 - 1:11.835	11 - 1:10.098
2 - 1:14.701	7 - 1:10.816	12 - 1:09.611
3 - 1:11.325	8 - 1:10.421	13 - 1:10.768
4 - 1:10.615	9 - 1:10.192	14 - 1:41.388P
5 - 1:11.063	10 - 1:10.859	
6	David MARSHALL	Lancia Beta Monte Carlo
1 - X:00.000	6 - 1:26.588	11 - 1:26.708
2 - 1:31.546	7 - 1:28.160	
3 - 1:28.686	8 - 1:29.060	
4 - 1:22.846	9 - 1:25.319	
5 - 1:24.664	10 - 1:27.758	
7	John MONSON	Elva Mk7S
1 - X:00.000	6 - 1:08.442	11 - 1:09.389
2 - 1:13.415	7 - 1:06.944	12 - 1:07.092
3 - 1:08.444	8 - 1:07.367	13 - 1:06.192
4 - 1:09.663	9 - 1:07.489	14 - 1:08.338
5 - 1:09.563	10 - 1:09.625	
8	Andrew SHARP	Aston Martin DB2
1 - X:00.000	6 - 1:15.831	11 - 1:14.139
2 - 1:22.071	7 - 1:14.979	12 - 1:14.603
3 - 1:18.445	8 - 1:14.913	13 - 1:14.744
4 - 1:15.730	9 - 1:18.328	
5 - 1:15.638	10 - 1:14.539	
9	Graham BARKER	Aston Martin DB2/4
1 - X:00.000	6 - 1:39.553	
2 - 1:44.795	7 - 2:08.165P	
3 - 1:40.910		
4 - 1:41.798		
5 - 1:40.731		
10	Daniel NASH	Sunbeam Tiger
1 - X:00.000	6 - 1:22.104	
2 - 1:31.466	7 - 1:36.003P	
3 - 1:21.425		
4 - 1:23.170		
5 - 1:23.347		
15	Allen TICE	Marcos 1800 GT
1 - X:00.000	6 - 2:45.721	11 - 1:12.500
2 - 1:14.626	7 - 1:10.445	12 - 1:36.899P
3 - 1:11.686	8 - 1:09.883	
4 - 1:10.490	9 - 1:10.922	
5 - 1:21.528P	10 - 1:10.313	

HSCC Millers Oils Classic Sports Cars inc 70sRS class D2 LAP ANALYSIS

(contd.)

16	Philip NELSON	Marcos 1800 GT
1 - X:00.000	6 - 1:09.592	11 - 1:10.777
2 - 1:13.009	7 - 1:09.955	12 - 1:08.792
3 - 1:09.580	8 - 1:10.108	13 - 1:12.356
4 - 1:10.587	9 - 1:09.711	14 - 1:11.026
5 - 1:10.900	10 - 1:12.858	
18	Maurice WHELAN	MGB
1 - X:00.000	6 - 1:20.769	11 - 1:21.109
2 - 1:33.885	7 - 1:19.319	12 - 1:19.543
3 - 1:26.528	8 - 1:21.694	
4 - 1:21.376	9 - 1:20.255	
5 - 1:21.065	10 - 1:18.465	
20	John HILLON	Porsche 924
1 - X:00.000	6 - 1:19.299	
2 - 1:34.390	7 - 1:59.597P	
3 - 1:17.683		
4 - 1:38.908P		
5 - 2:31.203		
21	Robert BARRIE	Porsche 911
1 - X:00.000	6 - 1:14.365	11 - 1:15.073
2 - 1:17.559	7 - 1:15.591	12 - 1:15.501
3 - 1:17.571	8 - 1:15.625	13 - 1:15.057
4 - 1:15.038	9 - 1:15.744	
5 - 1:15.559	10 - 1:15.424	
23	William MORTON	Alfa Romeo Alfetta 2.0 GTV
1 - X:00.000	6 - 1:20.144	11 - 1:18.848
2 - 1:27.142	7 - 1:18.394	12 - 1:18.082
3 - 1:23.133	8 - 1:17.843	
4 - 1:20.486	9 - 1:18.195	
5 - 1:19.980	10 - 1:17.578	
25	Stephen BEALE	Lotus Elite
1 - X:00.000	6 - 1:16.619	11 - 1:16.360
2 - 1:19.102	7 - 1:18.106	12 - 1:16.281
3 - 1:17.842	8 - 1:17.330	13 - 1:17.268
4 - 1:17.033	9 - 1:19.040	
5 - 1:17.274	10 - 1:18.268	
26	Will FINN	Alfa Romeo 2000GTV
1 - X:00.000		
2 - 1:25.513		
3 - 1:17.106		
4 - 1:16.273		

HSCC Millers Oils Classic Sports Cars inc 70sRS class D2 LAP ANALYSIS

(contd.)

27	Jose ALBUQUERQUE	Lotus Elan 26R
1 - X:00.000	6 - 1:14.672	11 - 1:26.699P
2 - 1:20.823	7 - 1:14.464	
3 - 1:14.212	8 - 1:29.462P	
4 - 1:13.008	9 - 2:40.062	
5 - 1:13.555	10 - 1:15.656	
38	Jonathan HARTOP	Alfa 2000GTV
1 - X:00.000	6 - 1:17.547	11 - 1:30.904
2 - 1:27.990	7 - 1:17.258	12 - 1:17.775
3 - 1:18.449	8 - 1:17.826	
4 - 1:17.090	9 - 1:17.334	
5 - 1:17.473	10 - 1:17.715	
39	Terry PAGE	Marcos GT Gullwing
1 - X:00.000	6 - 1:20.619	
2 - 1:27.775	7 - 1:30.224	
3 - 1:19.707	8 - 4:17.245	
4 - 1:19.261	9 - 1:19.179	
5 - 1:18.065	10 - 1:18.870	
43	Alec POOLE	MGB
1 - X:00.000	6 - 1:17.953	11 - 1:23.081
2 - 1:26.168	7 - 1:17.360	12 - 1:19.242
3 - 1:17.946	8 - 1:24.905	
4 - 1:17.865	9 - 1:28.532	
5 - 1:17.806	10 - 1:20.309	
44	Stephen RADCLIFFE	Jaguar E-Type
1 - X:00.000	6 - 1:11.260	11 - 1:10.797
2 - 1:14.433	7 - 1:10.789	12 - 1:11.186
3 - 1:12.525	8 - 1:11.285	13 - 1:10.808
4 - 1:12.163	9 - 1:10.823	14 - 1:41.352P
5 - 1:11.766	10 - 1:13.082	
52	Graham HALL	Alfa Romeo 2000 GTV
1 - X:00.000	6 - 1:19.641	11 - 1:17.975
2 - 1:29.767	7 - 1:19.803	12 - 1:19.185
3 - 1:21.236	8 - 1:18.531	
4 - 1:19.795	9 - 1:20.784	
5 - 1:21.043	10 - 1:18.263	
58	Harry WYNDHAM	Jaguar E-Type
1 - X:00.000	6 - 1:11.799	11 - 1:11.299
2 - 1:16.406	7 - 1:11.140	12 - 1:09.781
3 - 1:13.050	8 - 1:10.538	13 - 1:10.807
4 - 1:12.052	9 - 1:10.113	14 - 1:11.892
5 - 1:10.805	10 - 1:10.991	

HSCC Millers Oils Classic Sports Cars inc 70sRS class D2 LAP ANALYSIS

(contd.)

60	Andrew TART	Lotus Elan S2
1 - X:00.000	6 - 1:15.831	11 - 1:13.438
2 - 1:21.093	7 - 1:14.783	12 - 1:15.453
3 - 1:16.776	8 - 1:13.313	13 - 1:13.257
4 - 1:15.414	9 - 1:24.596	
5 - 1:16.709	10 - 1:14.983	
63	Alan HARPER	Lotus Elan S2
1 - X:00.000	6 - 1:27.295P	11 - 1:14.166
2 - 1:17.283	7 - 2:30.114	12 - 1:14.321
3 - 1:14.809	8 - 1:18.289	
4 - 1:14.107	9 - 1:16.235	
5 - 1:14.587	10 - 1:13.700	
65	Steve COOKE	Triumph GT6 Mk3
1 - X:00.000		
2 - 1:27.079		
3 - 1:26.789		
4 - 1:19.976		
69	Peter HEAD	MGB
1 - X:00.000	6 - 1:23.205	11 - 1:22.120
2 - 1:40.454	7 - 1:23.894	
3 - 1:40.718	8 - 1:24.413	
4 - 1:27.531	9 - 1:23.845	
5 - 1:25.073	10 - 1:24.004	
70	Les ELY	Jaguar E-Type
1 - X:00.000	6 - 1:11.274	11 - 1:09.738
2 - 1:26.135	7 - 1:10.184	12 - 1:09.708
3 - 1:11.044	8 - 1:09.692	13 - 1:09.773
4 - 1:10.204	9 - 1:09.747	14 - 1:10.891
5 - 1:10.349	10 - 1:10.913	
71	Brian ARCULUS	Lotus Elite
1 - X:00.000	6 - 1:17.469	11 - 1:18.247
2 - 1:24.996	7 - 1:17.214	12 - 1:16.236
3 - 1:18.243	8 - 1:15.949	
4 - 1:17.456	9 - 1:18.000	
5 - 1:17.151	10 - 1:17.969	
72	Jamie BOOT	TVR Griffith
1 - X:00.000	6 - 1:11.967	11 - 1:07.167
2 - 1:19.360	7 - 1:09.215	12 - 1:14.760
3 - 1:10.945	8 - 1:07.544	13 - 1:07.250
4 - 1:08.674	9 - 1:08.114	
5 - 1:07.725	10 - 1:08.987	

HSCC Millers Oils Classic Sports Cars inc 70sRS class D2 LAP ANALYSIS

(contd.)


75	James NAIRN	Alfa Romeo GTV 2000
1 - X:00.000	6 - 1:17.360	11 - 1:34.234
2 - 1:22.935	7 - 1:17.159	12 - 1:16.385
3 - 1:17.121	8 - 1:19.252	
4 - 1:15.835	9 - 1:16.297	
5 - 1:16.173	10 - 1:17.310	
76	David ERWIN	Alfa Romeo 2000 GTV
1 - X:00.000	6 - 1:23.825	11 - 1:54.461
2 - 1:28.146	7 - 1:22.514	
3 - 1:32.699	8 - 1:22.840	
4 - 1:25.141	9 - 1:23.196	
5 - 1:23.017	10 - 1:21.016	
78	Mark DUDLEY	Alfa Romeo GTV96
1 - X:00.000	6 - 1:22.280	11 - 1:19.095
2 - 1:32.817	7 - 1:19.100	12 - 1:20.105
3 - 1:21.902	8 - 1:22.278	
4 - 1:21.283	9 - 1:20.517	
5 - 1:21.167	10 - 1:18.829	
80	Richard OLDWORTH	Elva Mk8
1 - X:00.000	6 - 1:11.416	11 - 1:05.791
2 - 1:24.430P	7 - 1:06.886	12 - 1:09.831
3 - 1:30.214	8 - 1:06.629	13 - 1:09.427
4 - 1:08.454	9 - 1:12.257	
5 - 1:07.251	10 - 1:07.129	
84	Graham JONES	MGB
1 - X:00.000	6 - 1:19.516	11 - 1:24.202
2 - 1:27.755	7 - 1:16.347	12 - 1:18.560
3 - 1:19.758	8 - 1:16.158	
4 - 1:17.160	9 - 1:20.519	
5 - 1:17.409	10 - 1:16.824	
90	Andy WILLIS	Brabham BT5
1 - X:00.000	6 - 1:15.582	11 - 1:10.780
2 - 1:22.278	7 - 1:14.262	12 - 1:10.430
3 - 1:17.726	8 - 1:12.772	13 - 1:12.255
4 - 1:17.380	9 - 1:15.302	
5 - 1:16.880	10 - 1:13.093	
98	Bob TROTTER	Ford Escort RS2000
1 - X:00.000	6 - 1:16.675	11 - 1:16.638
2 - 1:22.626	7 - 1:16.147	12 - 1:22.121
3 - 1:20.843	8 - 1:17.200	13 - 1:24.201
4 - 1:16.737	9 - 1:16.883	
5 - 1:16.842	10 - 1:16.628	

HSCC Millers Oils Classic Sports Cars inc 70sRS class D2

GRID - Race 5

ROW 17	1:22.846	6	MARSHALL	1:39.553	9	BARKER
ROW 16	1:21.425	10	NASH	1:22.120	69	HEAD
ROW 15	1:19.976	65	COOKE	1:21.016	76	ERWIN
ROW 14	1:18.465	18	WHELAN	1:18.829	78	DUDLEY
ROW 13	1:17.975	52	HALL	1:18.065	39	PAGE
ROW 12	1:17.578	23	MORTON	1:17.683	20	HILLON
ROW 11	1:17.090	38	HARTOP	1:17.360	43	POOLE
ROW 10	1:16.273	26	FINN	1:16.281	25	BEALE
ROW 9	1:16.147	98	TROTTER	1:16.158	84	JONES
ROW 8	1:15.835	75	NAIRN	1:15.949	71	ARCULUS
ROW 7	1:14.139	8	SHARP	1:14.365	21	BARRIE
ROW 6	1:13.257	60	TART	1:13.700	63	HARPER
ROW 5	1:10.789	44	RADCLIFFE	1:13.008	27	ALBUQUERQUE
ROW 4	1:09.781	58	WYNDHAM	1:10.430	90	WILLIS
ROW 3	1:09.611	2	TIZZARD	1:09.692	70	ELY
ROW 2	1:07.167	72	BOOT	1:08.792	16	NELSON
ROW 1	1:05.791	80	OLDWORTH	1:06.192	7	MONSON

POLE



Car 15, 1st Reserve.
Weather/Track - Cloudy/Dry

Silverstone
Circuit Length = 1.6390 miles.
Start: 10:32 End: 10:47

These results are provisional until the conclusion of any judicial and technical matters.

Clerk of Course:	Stewards:	Timekeeper:
------------------	-----------	-------------

HSCC Millers Oils Classic Sports Cars inc 70sRS class D2

RACE RESULT - Race 5

POS	NO	CL	NAME	NAT	ENTRY	TIME	LAPS	GAP	MPH	BEST
1	80	INV	Richard OLDWORTH		Elva Mk8	15:53.678	14		86.80	1:06.148
2	72	GT5	Jamie BOOT		TVR Griffith	16:06.923	14	13.245	85.61	1:07.468
3	16	GT4	Philip NELSON		Marcos 1800 GT	16:07.244	14	13.566	85.58	1:07.498
4	70	GT7	Les ELY		Jaguar E-Type	16:46.617	14	52.939	82.23	1:09.911
5	58	GT7	Harry WYNDHAM		Jaguar E-Type	16:55.732	14	1:02.054	81.50	1:10.676
6	90	INV	Andy WILLIS		Brabham BT5	17:36.091	14	1:42.413	78.38	1:09.279
7	60	GT3	Andrew TART		Lotus Elan S2	16:16.762	13	1 LAP	78.71	1:13.257
8	8	GT7	Andrew SHARP		Aston Martin DB2	16:30.708	13	1 LAP	77.60	1:13.731
9	63	GT3	Alan HARPER		Lotus Elan S2	16:56.388	13	1 LAP	75.64	1:15.630
10	98	70I	Bob TROTTER		Ford Escort RS2000	17:00.513	13	1 LAP	75.33	1:16.271
11	84	GT6	Graham JONES		MGB	17:01.100	13	1 LAP	75.29	1:16.159
12	26	7D2	Will FINN		Alfa Romeo 2000GTV	17:01.253	13	1 LAP	75.28	1:15.529
13	38	7D2	Jonathan HARTOP		Alfa 2000GTV	17:02.379	13	1 LAP	75.19	1:15.566
14	43	GT6	Alec POOLE		MGB	17:05.093	13	1 LAP	75.00	1:16.307
15	71	GT2	Brian ARCULUS		Lotus Elite	15:54.619	12	2 LAPS	74.35	1:15.879
16	75	7D2	James NAIRN		Alfa Romeo GTV 2000	15:57.896	12	2 LAPS	74.10	1:15.614
17	52	7D2	Graham HALL		Alfa Romeo 2000 GTV	16:10.270	12	2 LAPS	73.15	1:17.688
18	23	7D2	William MORTON		Alfa Romeo Alfetta 2.0 GTV	16:11.498	12	2 LAPS	73.06	1:17.480
19	39	GT2	Terry PAGE		Marcos GT Gullwing	16:12.607	12	2 LAPS	72.98	1:17.914
20	18	GT6	Maurice WHELAN		MGB	16:20.169	12	2 LAPS	72.41	1:16.257
21	65	7D2	Steve COOKE		Triumph GT6 Mk3	16:25.008	12	2 LAPS	72.06	1:18.887
22	78	7D2	Mark DUDLEY		Alfa Romeo GTV96	16:40.301	12	2 LAPS	70.96	1:19.179
23	76	7D2	David ERWIN		Alfa Romeo 2000 GTV	15:58.605	11	3 LAPS	67.89	1:21.635
24	2	GT3	Stuart TIZZARD		Lotus Elan S1	16:11.823	11	3 LAPS	66.96	1:10.857
25	6	7D2	David MARSHALL		Lancia Beta Monte Carlo	16:30.877	11	3 LAPS	65.68	1:27.041
26	10	GT7	Daniel NASH		Sunbeam Tiger	16:46.167	11	3 LAPS	64.68	1:15.747

NOT CLASSIFIED

44	GT7	Stephen RADCLIFFE	Jaguar E-Type	15:37.690	13	D.N.F.	81.99	1:10.576
9	GT7	Graham BARKER	Aston Martin DB2/4	16:44.452	10	N.C.F.	58.91	1:36.691
69	7D2	Peter HEAD	MGB	9:51.168	7	D.N.F.	70.16	1:20.205
7	INV	John MONSON	Elva Mk7S	6:14.396	5	D.N.F.	79.27	1:08.007
21	GT6	Robert BARRIE	Porsche 911	2:45.371	2	D.N.F.	72.42	1:15.432
15	GT4	Allen TICE	Marcos 1800 GT	2:14.258	1	D.N.F.	45.26	
25	GT2	Stephen BEALE	Lotus Elite	3:43.306	1	D.N.F.	27.21	
27	GT3	Jose ALBUQUERQUE	Lotus Elan 26R		0	D.N.F.	N/A	

FASTEST LAP

80	INV	Richard OLDWORTH	Elva Mk8	1:06.148	11	89.20mph	143.55kph
72	GT5	Jamie BOOT	TVR Griffith	1:07.468	13	87.45mph	140.74kph
16	GT4	Philip NELSON	Marcos 1800 GT	1:07.498	10	87.41mph	140.68kph
70	GT7	Les ELY	Jaguar E-Type	1:09.911	11	84.39mph	135.82kph
2	GT3	Stuart TIZZARD	Lotus Elan S1	1:10.857	8	83.27mph	134.01kph
21	GT6	Robert BARRIE	Porsche 911	1:15.432	2	78.22mph	125.88kph
26	7D2	Will FINN	Alfa Romeo 2000GTV	1:15.529	13	78.12mph	125.72kph
71	GT2	Brian ARCULUS	Lotus Elite	1:15.879	7	77.76mph	125.14kph
98	70I	Bob TROTTER	Ford Escort RS2000	1:16.271	8	77.36mph	124.50kph

Weather/Track - Cloudy/Dry

These results are provisional until the conclusion of any judicial and technical matters.

Silverstone
Circuit Length = 1.6390 miles.
Start: 15:00 End: 15:15

Clerk of Course:	Stewards:	Timekeeper:
------------------	-----------	-------------

HSCC Millers Oils Classic Sports Cars inc 70sRS class D2 LAP CHART

Lap 1			Lap 2			Lap 3			Lap 4			Lap 5		
No	Behind	Laptime	No	Behind	Laptime	No	Behind	Laptime	No	Behind	Laptime	No	Behind	Laptime
72		1:16.969	72		1:09.972	80		1:07.706	80		1:07.098	80		1:07.309
80	0.606	1:17.575	80	0.230	1:09.596	16	1.160	1:08.343	16	3.018	1:08.956	69	1 LAP	1:24.499
16	1.045	1:18.014	16	0.753	1:09.680	72	1.370	1:09.306	72	3.462	1:09.190	16	4.189	1:08.480
44	3.065	1:20.034	44	4.163	1:11.070	44	7.047	1:10.820	6	1 LAP	1:28.803	72	4.504	1:08.351
58	5.517	1:22.486	58	6.691	1:11.146	25	2 LAPS	3:43.306P	44	10.873	1:10.924	44	14.918	1:11.354
8	9.206	1:26.175	70	14.191	1:10.771	58	10.287	1:11.532	58	15.068	1:11.879	76	1 LAP	1:35.641
60	9.794	1:26.763	60	15.029	1:15.207	10	2 LAPS	3:47.826	70	20.562	1:10.876	58	18.435	1:10.676
21	12.970	1:29.939	8	16.449	1:17.215	70	16.784	1:10.529	7	23.974	1:08.007	70	24.498	1:11.245
70	13.392	1:30.361	21	18.430	1:15.432	60	21.419	1:14.326	10	2 LAPS	1:23.027	7	25.112	1:08.447
84	14.624	1:31.593	7	22.824	1:09.772	7	23.065	1:08.177	60	29.120	1:14.799	6	1 LAP	1:28.513
38	18.189	1:35.158	84	22.944	1:18.292	8	23.899	1:15.386	90	29.352	1:10.637	90	32.743	1:10.700
98	18.714	1:35.683	90	23.583	1:14.636	90	25.813	1:10.166	9	1 LAP	1:39.421	60	36.880	1:15.069
90	18.919	1:35.888	38	26.929	1:18.712	84	32.675	1:17.667	8	32.400	1:15.599	10	2 LAPS	1:16.908
63	18.949	1:35.918	98	28.044	1:19.302	63	36.163	1:15.844	2	2 LAPS	3:11.568	8	39.760	1:14.669
43	20.525	1:37.494	63	28.255	1:19.278	38	36.877	1:17.884	84	43.164	1:17.587	2	2 LAPS	1:12.210
39	21.702	1:38.671	43	29.790	1:19.237	98	37.269	1:17.161	63	45.030	1:15.965	84	53.163	1:17.308
18	22.071	1:39.040	18	32.019	1:19.920	43	39.167	1:17.313	98	47.455	1:17.284	63	53.520	1:15.799
52	22.590	1:39.559	39	33.041	1:21.311	18	41.438	1:17.355	38	48.291	1:18.512	98	57.389	1:17.243
7	23.024	1:39.993	52	34.009	1:21.391	26	44.182	1:17.634	43	49.398	1:17.329	38	58.994	1:18.012
65	23.493	1:40.462	65	34.327	1:20.806	52	45.416	1:19.343	18	51.427	1:17.087	43	59.319	1:17.230
23	24.175	1:41.144	26	34.484	1:18.149	39	45.855	1:20.750	26	53.715	1:16.631	18	1:01.819	1:17.701
69	24.419	1:41.388	23	35.665	1:21.462	23	46.619	1:18.890	52	56.271	1:17.953	26	1:02.777	1:16.371
78	24.980	1:41.949	69	36.475	1:22.028	65	46.820	1:20.429	39	58.162	1:19.405	9	1 LAP	1:38.295
26	26.307	1:43.276	78	38.026	1:23.018	71	48.210	1:17.833	23	58.475	1:18.954	52	1:06.815	1:17.853
76	26.971	1:43.940	71	38.313	1:17.804	69	49.947	1:21.408	71	58.634	1:17.522	71	1:07.749	1:16.424
71	30.481	1:47.450	76	40.611	1:23.612	78	50.456	1:20.366	65	59.541	1:19.819			
6	31.712	1:48.681	75	43.939	1:16.280	75	51.898	1:15.895	75	1:02.415	1:17.615			
75	37.631	1:54.600	6	50.032	1:28.292	76	54.313	1:21.638	78	1:05.616	1:22.258			
9	40.372	1:57.341	9	1:07.569	1:37.169									
2	55.784	2:12.753P												
15	57.289	2:14.258P												

HSCC Millers Oils Classic Sports Cars inc 70sRS class D2

LAP CHART

(contd.)

Lap 6			Lap 7			Lap 8			Lap 9			Lap 10		
No	Behind	Laptime	No	Behind	Laptime	No	Behind	Laptime	No	Behind	Laptime	No	Behind	Laptime
80		1:07.836	80		1:07.498	80		1:06.514	80		1:06.823	80		1:07.127
39	1 LAP	1:21.034	38	1 LAP	1:17.399	63	1 LAP	1:15.630	10	3 LAPS	1:17.115	8	1 LAP	1:15.929
23	1 LAP	1:20.769	43	1 LAP	1:17.680	84	1 LAP	1:17.132	72	10.212	1:08.202	72	10.677	1:07.592
75	1 LAP	1:16.943	18	1 LAP	1:16.257	72	8.833	1:08.296	16	10.596	1:08.336	16	10.967	1:07.498
65	1 LAP	1:20.096	26	1 LAP	1:16.133	98	1 LAP	1:16.682	63	1 LAP	1:16.995	10	3 LAPS	1:19.375
16	4.864	1:08.511	16	6.685	1:09.319	16	9.083	1:08.912	84	1 LAP	1:17.022	76	2 LAPS	1:29.119
72	5.513	1:08.845	72	7.051	1:09.036	38	1 LAP	1:17.129	98	1 LAP	1:16.271	9	3 LAPS	1:39.413
78	1 LAP	1:20.750	71	1 LAP	1:18.029	43	1 LAP	1:17.231	6	2 LAPS	1:27.584	63	1 LAP	1:18.073
69	1 LAP	1:20.393	52	1 LAP	1:19.975	18	1 LAP	1:16.592	38	1 LAP	1:15.984	84	1 LAP	1:17.354
44	18.234	1:11.152	75	1 LAP	1:17.921	26	1 LAP	1:16.164	43	1 LAP	1:16.481	98	1 LAP	1:16.817
58	21.665	1:11.066	23	1 LAP	1:19.565	71	1 LAP	1:15.879	18	1 LAP	1:16.473	38	1 LAP	1:17.426
70	27.220	1:10.558	39	1 LAP	1:21.592	52	1 LAP	1:17.688	26	1 LAP	1:16.429	26	1 LAP	1:15.690
76	1 LAP	1:23.319	65	1 LAP	1:21.186	75	1 LAP	1:15.614	71	1 LAP	1:15.887	43	1 LAP	1:17.898
90	36.602	1:11.695	44	22.069	1:11.333	44	26.550	1:10.995	44	30.567	1:10.840	18	1 LAP	1:17.832
60	42.999	1:13.955	58	25.925	1:11.758	23	1 LAP	1:18.291	75	1 LAP	1:16.838	44	37.121	1:13.681
6	1 LAP	1:27.645	78	1 LAP	1:22.289	39	1 LAP	1:18.576	52	1 LAP	1:18.204	71	1 LAP	1:17.390
8	48.062	1:16.138	69	1 LAP	1:21.247	58	30.602	1:11.191	58	35.133	1:11.354	58	39.710	1:11.704
10	2 LAPS	1:18.403	9	2 LAPS	1:40.526	65	1 LAP	1:19.901	70	36.713	1:09.951	70	39.995	1:10.409
2	2 LAPS	1:11.490	70	29.639	1:09.917	70	33.585	1:10.460	23	1 LAP	1:18.578	6	2 LAPS	1:29.037
63	1:02.024	1:16.340	90	39.844	1:10.740	78	1 LAP	1:19.330	39	1 LAP	1:18.148	75	1 LAP	1:16.640
84	1:04.055	1:18.728	76	1 LAP	1:23.359	69	1 LAP	1:20.205	65	1 LAP	1:18.887	52	1 LAP	1:19.565
98	1:06.175	1:16.622	60	49.423	1:13.922	90	43.298	1:09.968	90	49.957	1:13.482	23	1 LAP	1:18.021
			8	55.578	1:15.014	60	56.850	1:13.941	78	1 LAP	1:19.179	90	52.109	1:09.279
			2	2 LAPS	1:12.771	9	2 LAPS	1:36.691	60	1:03.932	1:13.905	39	1 LAP	1:18.798
			10	2 LAPS	1:17.711	2	2 LAPS	1:12.164	2	2 LAPS	1:12.036	65	1 LAP	1:19.890
			6	1 LAP	1:27.799	76	1 LAP	1:23.352				78	1 LAP	1:20.404
						8	1:04.272	1:15.208						

HSCC Millers Oils Classic Sports Cars inc 70sRS class D2

LAP CHART

(contd.)

Lap 11			Lap 12			Lap 13			Lap 14			Lap 15		
No	Behind	Laptime	No	Behind	Laptime	No	Behind	Laptime	No	Behind	Laptime	No	Behind	Laptime
80		1:06.148	80		1:06.273	80		1:09.977	80		1:06.198			
2	3 LAPS	1:10.857	65	2 LAPS	1:20.272	52	2 LAPS	1:21.230	71	2 LAPS	1:16.279			
60	1 LAP	1:14.171	2	3 LAPS	1:11.049	23	2 LAPS	1:19.666	75	2 LAPS	1:17.080			
72	12.019	1:07.490	60	1 LAP	1:13.257	39	2 LAPS	1:18.391	76	3 LAPS	1:26.695			
16	12.340	1:07.521	78	2 LAPS	1:21.708	18	2 LAPS	1:41.071	72	13.245	1:08.002			
8	1 LAP	1:14.827	72	13.950	1:08.204	72	11.441	1:07.468	16	13.566	1:08.000			
10	3 LAPS	1:16.330	16	14.122	1:08.055	16	11.764	1:07.619	52	2 LAPS	1:19.729			
76	2 LAPS	1:21.635	8	1 LAP	1:13.731	2	3 LAPS	1:13.059	23	2 LAPS	1:17.480			
63	1 LAP	1:16.020	10	3 LAPS	1:17.343	6	3 LAPS	1:29.416	2	3 LAPS	1:11.866			
98	1 LAP	1:16.806	63	1 LAP	1:16.469	60	1 LAP	1:13.879	39	2 LAPS	1:17.914			
84	1 LAP	1:18.044	44	47.016	1:11.740	65	2 LAPS	1:22.558	60	1 LAP	1:13.568			
44	41.549	1:10.576	70	47.889	1:10.404	9	4 LAPS	1:39.095	18	2 LAPS	1:22.383			
26	1 LAP	1:17.116	98	1 LAP	1:16.866	78	2 LAPS	1:19.573	65	2 LAPS	1:20.702			
38	1 LAP	1:18.759	58	50.612	1:12.229	8	1 LAP	1:14.559	8	1 LAP	1:16.258			
70	43.758	1:09.911	84	1 LAP	1:17.426	10	3 LAPS	1:15.747	6	3 LAPS	1:28.066			
43	1 LAP	1:17.913	26	1 LAP	1:16.585	70	48.099	1:10.187	78	2 LAPS	1:29.477			
58	44.656	1:11.094	38	1 LAP	1:16.215	44	50.210	1:13.171	9	4 LAPS	1:38.325			
18	1 LAP	1:18.458	76	2 LAPS	1:26.295	63	1 LAP	1:16.727	10	3 LAPS	1:16.382			
71	1 LAP	1:16.735	43	1 LAP	1:16.635	58	54.598	1:13.963	70	52.939	1:11.038			
75	1 LAP	1:16.789	71	1 LAP	1:17.387	98	1 LAP	1:17.280	58	1:02.054	1:13.654			
9	3 LAPS	1:38.176	75	1 LAP	1:15.681	84	1 LAP	1:16.788	63	1 LAP	1:17.330			
52	1 LAP	1:17.780	90	1:05.861	1:12.600	26	1 LAP	1:15.546	98	1 LAP	1:16.496			
90	59.534	1:13.573				38	1 LAP	1:15.623	84	1 LAP	1:16.159			
6	2 LAPS	1:27.041				43	1 LAP	1:16.345	26	1 LAP	1:15.529			
23	1 LAP	1:18.678				90	1:06.022	1:10.138	38	1 LAP	1:15.566			
39	1 LAP	1:18.017							43	1 LAP	1:16.307			
									90	1:42.413	1:42.589P			

HSCC Derek Bell Trophy supported by Motor Sport QUALIFYING - Race 6

POS	NO	CL	NAME	NAT	ENTRY	TIME	LAPS	GAP	MPH
1	65	A	Frank LYONS		Lola T332	55.989	17		105.38
2	3	B	Ian JACOBS		March 742	57.376	15	1.387	102.83
3	1	C	Stuart TILLEY		Modus M1	58.327	16	2.338	101.16
4	66	A	Michael SCOTT		Lola T300	58.497	16	2.508	100.86
5	8	B	James DIFFEY		Lotus 69	58.707	16	2.718	100.50
6	77	B	Simon PERKINS		March 71BM	59.246	16	3.257	99.59
7	80	E	C. LILLINGSTON-PRICE		Tecno T70	59.625	15	3.636	98.95
8	30	B	Neil GLOVER		Brabham BT30	1:00.003	15	4.014	98.33
9	7	C	Chris SHARPLES		Chevron B29	1:00.570	16	4.581	97.41
10	49	C	Derek GRAHAM		GRD 272	1:01.233	15	5.244	96.36
11	5	C	John MONSON		Crossle 19F	1:02.204	13	6.215	94.85
12	76	A	Mike GATT		Techcraft Brabham BT21	1:08.043	14	12.054	86.71
13	55	A	Judy LYONS		McLaren M18	1:25.839	7	29.850	68.73

Weather/Track - Cloudy/Dry

These results are provisional until the conclusion of any judicial and technical matters.

Silverstone

Circuit Length = 1.6390 miles.

Start: 10:53 End: 11:08

Clerk of Course:	Stewards:	Timekeeper:
------------------	-----------	-------------

HSCC Derek Bell Trophy supported by Motor Sport LAP ANALYSIS

1	Stuart TILLEY	Modus M1					
1 -	4:20.328	6 -	59.293	11 -	59.041	16 -	58.841
2 -	1:07.188	7 -	59.304	12 -	58.455		
3 -	1:02.415	8 -	58.754	13 -	58.327		
4 -	1:01.451	9 -	58.800	14 -	58.478		
5 -	1:00.448	10 -	59.246	15 -	58.817		
3	Ian JACOBS	March 742					
1 -	4:14.595	6 -	58.387	11 -	57.804		
2 -	1:04.071	7 -	58.453	12 -	57.769		
3 -	1:00.161	8 -	58.242	13 -	58.289		
4 -	59.390	9 -	58.221	14 -	58.483		
5 -	58.643	10 -	57.376	15 -	1:23.011P		
5	John MONSON	Crossle 19F					
1 -	6:48.601	6 -	1:04.032	11 -	1:02.916		
2 -	1:11.241	7 -	1:03.889	12 -	1:02.204		
3 -	1:07.001	8 -	1:03.772	13 -	1:03.063		
4 -	1:08.097	9 -	1:03.528				
5 -	1:04.080	10 -	1:02.883				
7	Chris SHARPLES	Chevron B29					
1 -	4:09.351	6 -	1:00.826	11 -	1:02.677	16 -	1:04.666
2 -	1:06.175	7 -	1:00.589	12 -	1:00.668		
3 -	1:01.847	8 -	1:01.435	13 -	1:01.092		
4 -	1:01.669	9 -	1:01.549	14 -	1:01.130		
5 -	1:00.570	10 -	1:03.267	15 -	1:01.434		
8	James DIFFEY	Lotus 69					
1 -	4:07.148	6 -	59.466	11 -	59.205	16 -	1:12.958P
2 -	1:03.317	7 -	58.737	12 -	58.866		
3 -	1:01.320	8 -	59.740	13 -	59.108		
4 -	1:01.312	9 -	59.374	14 -	59.023		
5 -	1:00.076	10 -	58.707	15 -	1:00.626		
30	Neil GLOVER	Brabham BT30					
1 -	4:22.256	6 -	1:02.331	11 -	1:00.003		
2 -	1:13.040	7 -	1:04.369	12 -	1:00.328		
3 -	1:09.459	8 -	1:01.274	13 -	1:00.617		
4 -	1:03.319	9 -	1:00.455	14 -	1:00.957		
5 -	1:01.692	10 -	1:00.696	15 -	1:01.349		
49	Derek GRAHAM	GRD 272					
1 -	4:19.116	6 -	1:03.753	11 -	1:01.779		
2 -	1:14.091	7 -	1:03.518	12 -	1:01.233		
3 -	1:07.637	8 -	1:02.548	13 -	1:01.523		
4 -	1:04.473	9 -	1:04.057	14 -	1:02.253		
5 -	1:04.106	10 -	1:02.592	15 -	1:03.639		

HSCC Derek Bell Trophy supported by Motor Sport LAP ANALYSIS


(contd.)

55	Judy LYONS	McLaren M18			
1 -	4:26.079	6 -	1:25.839		
2 -	1:27.545	7 -	1:41.142P		
3 -	1:26.941				
4 -	1:27.984				
5 -	1:27.756				
65	Frank LYONS	Lola T332			
1 -	4:07.478	6 -	57.392	11 -	56.957
2 -	1:00.493	7 -	56.529	12 -	56.553
3 -	58.045	8 -	57.309	13 -	57.061
4 -	56.639	9 -	56.315	14 -	55.989
5 -	57.182	10 -	56.374	15 -	57.042
66	Michael SCOTT	Lola T300			
1 -	4:22.510	6 -	59.938	11 -	58.824
2 -	1:08.159	7 -	59.543	12 -	59.425
3 -	1:03.301	8 -	59.697	13 -	58.959
4 -	1:01.206	9 -	58.497	14 -	1:00.682
5 -	1:00.765	10 -	58.919	15 -	1:01.192
76	Mike GATT	Techcraft Brabham BT21			
1 -	4:20.204	6 -	1:08.856	11 -	1:08.043
2 -	1:15.038	7 -	1:08.418	12 -	1:09.455
3 -	1:09.360	8 -	1:09.366	13 -	1:08.568
4 -	1:08.752	9 -	1:09.213	14 -	1:08.720
5 -	1:08.285	10 -	1:09.481		
77	Simon PERKINS	March 71BM			
1 -	4:12.574	6 -	1:01.628	11 -	1:01.076
2 -	1:11.337	7 -	1:00.847	12 -	1:00.129
3 -	1:04.354	8 -	1:00.779	13 -	1:00.098
4 -	1:05.219	9 -	1:00.710	14 -	59.843
5 -	1:03.254	10 -	1:01.273	15 -	59.246
80	C. LILLINGSTON-PRICE	Tecno T70			
1 -	4:15.133	6 -	1:00.278	11 -	59.625
2 -	1:06.012	7 -	59.827	12 -	59.730
3 -	1:01.947	8 -	59.869	13 -	59.781
4 -	1:01.596	9 -	59.796	14 -	59.845
5 -	1:01.183	10 -	1:00.111	15 -	1:16.309P

**HSCC Derek Bell Trophy supported by Motor Sport
GRID - Race 6**

ROW 7	1:25.839 55 LYONS	
ROW 6	1:02.204 5 MONSON	1:08.043 76 GATT
ROW 5	1:00.570 7 SHARPLES	1:01.233 49 GRAHAM
ROW 4	59.625 80 C. LILLINGSTON-PRICE	1:00.003 30 GLOVER
ROW 3	58.707 8 DIFFEY	59.246 77 PERKINS
ROW 2	58.327 1 TILLEY	58.497 66 SCOTT
ROW 1	55.989 65 LYONS	57.376 3 JACOBS

POLE



Weather/Track - Cloudy/Dry

These results are provisional until the conclusion of any judicial and technical matters.

Silverstone
Circuit Length = 1.6390 miles.
Start: 10:53 End: 11:08

Clerk of Course:	Stewards:	Timekeeper:
------------------	-----------	-------------

HSCC Derek Bell Trophy supported by Motor Sport RACE RESULT - Race 6

POS	NO	CL	NAME	NAT	ENTRY	TIME	LAPS	GAP	MPH	BEST
1	65	A	Frank LYONS		Lola T332	15:28.177	16		101.90	57.313
2	8	B	James DIFFEY		Lotus 69	15:47.834	16	19.657	99.78	58.476
3	1	C	Stuart TILLEY		Modus M1	15:48.298	16	20.121	99.74	58.282
4	3	B	Ian JACOBS		March 742	15:49.740	16	21.563	99.58	58.150
5	66	A	Michael SCOTT		Lola T300	15:59.192	16	31.015	98.60	58.901
6	77	B	Simon PERKINS		March 71BM	16:05.881	16	37.704	97.92	59.175
7	80	E	C. LILLINGSTON-PRICE		Tecno T70	16:13.641	16	45.464	97.14	59.593
8	7	C	Chris SHARPLES		Chevron B29	16:19.793	16	51.616	96.53	1:00.068
9	49	C	Derek GRAHAM		GRD 272	15:56.270	15	1 LAP	92.73	1:01.618
10	5	C	John MONSON		Crossle 19F	16:15.162	15	1 LAP	90.94	1:02.273

NOT CLASSIFIED

76	A	Mike GATT		Techcraft Brabham BT21	8:17.024	7	D.N.F.	83.45	1:08.194
30	B	Neil GLOVER		Brabham BT30	3:29.950	3	D.N.F.	85.15	1:03.003
55	A	Judy LYONS		McLaren M18	1:45.491	1	D.N.F.	57.60	

FASTEST LAP

65	A	Frank LYONS		Lola T332	57.313	14	102.95mph	165.68kph
3	B	Ian JACOBS		March 742	58.150	7	101.46mph	163.29kph
1	C	Stuart TILLEY		Modus M1	58.282	12	101.23mph	162.92kph
80	E	C. LILLINGSTON-PRICE		Tecno T70	59.593	11	99.01mph	159.34kph

Weather/Track - Cloudy/Dry

These results are provisional until the conclusion of any judicial and technical matters.

Silverstone
Circuit Length = 1.6390 miles.
Start: 15:27 End: 15:43

Clerk of Course:	Stewards:	Timekeeper:
------------------	-----------	-------------

HSCC Derek Bell Trophy supported by Motor Sport LAP CHART

Lap 1			Lap 2			Lap 3			Lap 4			Lap 5		
No	Behind	Laptime	No	Behind	Laptime	No	Behind	Laptime	No	Behind	Laptime	No	Behind	Laptime
65		1:00.660	65		58.151	65		57.647	65		58.170	65		58.576
3	1.721	1:02.381	3	2.589	59.019	3	3.360	58.418	3	4.438	59.248	3	4.945	59.083
8	2.022	1:02.682	8	3.575	59.704	8	4.693	58.765	8	5.709	59.186	8	5.737	58.604
1	2.618	1:03.278	1	4.359	59.892	1	5.947	59.235	1	6.672	58.895	1	7.171	59.075
66	3.787	1:04.447	66	6.855	1:01.219	66	9.546	1:00.338	66	11.248	59.872	66	12.560	59.888
80	4.700	1:05.360	80	7.919	1:01.370	80	11.198	1:00.926	77	13.558	1:00.387	77	15.370	1:00.388
7	5.296	1:05.956	7	8.017	1:00.872	77	11.341	1:00.191	80	14.358	1:01.330	80	15.875	1:00.093
77	5.667	1:06.327	77	8.797	1:01.281	7	11.965	1:01.595	7	14.754	1:00.959	7	16.246	1:00.068
30	6.016	1:06.676	30	10.868	1:03.003	49	26.449	1:04.584	49	32.581	1:04.302	49	37.819	1:03.814
76	10.431	1:11.091	49	19.512	1:06.995	76	31.398	1:08.194	76	41.536	1:08.308	5	47.942	1:04.310
49	10.668	1:11.328	76	20.851	1:08.571	30	33.492	1:20.271P	5	42.208	1:03.872	76	51.572	1:08.612
5	21.057	1:21.717	5	29.830	1:06.924	5	36.506	1:04.323						
55	44.831	1:45.491P												

HSCC Derek Bell Trophy supported by Motor Sport LAP CHART

(contd.)

Lap 6			Lap 7			Lap 8			Lap 9			Lap 10		
No	Behind	Laptime	No	Behind	Laptime	No	Behind	Laptime	No	Behind	Laptime	No	Behind	Laptime
65		57.893	65		57.530	65		57.798	65		57.728	65		57.993
3	5.856	58.804	76	1 LAP	1:08.466	5	1 LAP	1:03.515	3	8.135	58.520	3	8.570	58.428
8	6.320	58.476	3	6.476	58.150	3	7.343	58.665	5	1 LAP	1:04.041	8	10.999	59.571
1	8.275	58.997	8	7.478	58.688	8	8.242	58.562	8	9.421	58.907	1	13.134	58.946
66	14.389	59.722	1	9.719	58.974	1	11.201	59.280	1	12.181	58.708	5	1 LAP	1:04.221
77	17.314	59.837	66	16.537	59.678	66	18.075	59.336	66	19.616	59.269	66	20.736	59.113
80	18.236	1:00.254	77	19.914	1:00.130	77	21.838	59.722	77	23.852	59.742	77	25.553	59.694
7	19.094	1:00.741	80	20.787	1:00.081	80	23.026	1:00.037	80	25.132	59.834	80	27.044	59.905
49	42.469	1:02.543	7	21.906	1:00.342	7	25.639	1:01.531	7	29.071	1:01.160	7	31.859	1:00.781
5	54.194	1:04.145	49	47.786	1:02.847	76	1 LAP	1:23.782P	49	57.734	1:02.627			
						49	52.835	1:02.847						

HSCC Derek Bell Trophy supported by Motor Sport LAP CHART

(contd.)

Lap 11			Lap 12			Lap 13			Lap 14			Lap 15		
No	Behind	Laptime	No	Behind	Laptime	No	Behind	Laptime	No	Behind	Laptime	No	Behind	Laptime
65		57.334	65		57.540	65		58.424	65		57.313	65		57.822
49	1 LAP	1:01.618	49	1 LAP	1:02.207	3	12.685	1:00.190	3	15.631	1:00.259	3	17.386	59.577
3	9.843	58.607	3	10.919	58.616	49	1 LAP	1:03.072	8	16.733	59.287	8	17.704	58.793
8	12.976	59.311	8	14.375	58.939	8	14.759	58.808	1	17.551	58.913	1	18.515	58.786
1	15.020	59.220	1	15.762	58.282	1	15.951	58.613	49	1 LAP	1:02.580	49	1 LAP	1:02.635
5	1 LAP	1:03.565	66	23.903	59.140	66	25.047	59.568	66	27.675	59.941	66	29.386	59.533
66	22.303	58.901	5	1 LAP	1:03.384	77	29.826	59.175	77	32.966	1:00.453	77	35.192	1:00.048
77	27.395	59.176	77	29.075	59.220	5	1 LAP	1:03.035	5	1 LAP	1:02.670	5	1 LAP	1:02.273
80	29.303	59.593	80	31.669	59.906	80	32.998	59.753	80	39.493	1:03.808	80	42.489	1:00.818
7	35.323	1:00.798	7	38.531	1:00.748	7	41.212	1:01.105	7	45.569	1:01.670	7	48.557	1:00.810

HSCC Derek Bell Trophy supported by Motor Sport LAP CHART

(contd.)

Lap 16			Lap 17			Lap 18			Lap 19			Lap 20		
No	Behind	Laptime	No	Behind	Laptime	No	Behind	Laptime	No	Behind	Laptime	No	Behind	Laptime
65		57.598												
8	19.657	59.551												
1	20.121	59.204												
3	21.563	1:01.775												
49	1 LAP	1:02.271												
66	31.015	59.227												
77	37.704	1:00.110												
80	45.464	1:00.573												
5	1 LAP	1:03.167												
7	51.616	1:00.657												

HSCC/HRSR Historic Racing Saloon Car Championship

QUALIFYING - Race 7

POS	NO	CL	NAME	NAT	ENTRY	TIME	LAPS	GAP	MPH
1	4	K1	Richard OLDWORTH		Ford Falcon Sprint	1:10.888	8		83.23
2	13	K1	Nigel VAULKHARD		Ford Mustang	1:10.987	13	0.099	83.11
3	31	B	Les ELY		BMW 2000	1:11.549	14	0.661	82.46
4	40	C	Simon GARRAD		Alfa Romeo GTA	1:11.809	10	0.921	82.16
5	34	B	Louis BRACEY		Ford Lotus Cortina	1:11.942	13	1.054	82.01
6	28	K2	Richard SHAW		BMW 1800 Ti	1:12.071	9	1.183	81.86
7	69	C	Bob BULLEN		Ford Anglia 105E	1:12.289	13	1.401	81.62
8	54	C	Neil WOOD		Ford Anglia 105E	1:12.329	13	1.441	81.57
9	46	C	Dan COX		Ford Anglia 105E	1:12.374	12	1.486	81.52
10	57	C	Jonathan GOMM		Ford Lotus Coprtina	1:13.121	13	2.233	80.69
11	23	A	Roger COPE		Jaguar S-Type	1:13.187	12	2.299	80.62
12	32	B	Mark GARRITT		Alfa Romeo Giulia Sports	1:13.708	11	2.820	80.05
13	50	C	Steve READ		Ford Anglia	1:13.755	13	2.867	80.00
14	36	C	Roland STOATE		Ford Anglia 105E	1:13.763	13	2.875	79.99
15	49	C	Peter HORE		Ford Lotus Cortina	1:13.991	13	3.103	79.74
16	26	K1	Alan MANN		Ford Mustang	1:14.019	13	3.131	79.71
17	85	D	Roger GODFREY		Austin Mini Cooper S	1:14.085	13	3.197	79.64
18	77	D	Roger EBDON		Morris Mini Cooper	1:14.145	10	3.257	79.57
19	41	C	Tony FIELDING		Ford Anglia 105E	1:14.274	12	3.386	79.44
20	35	B	James DODD		Alfa Romeo Giulia Sprint GT	1:14.418	8	3.530	79.28
21	22	K1	David SMITH		Ford Mustang	1:14.978	13	4.090	78.69
22	82	D	Barry LONG		Austin Mini Cooper S	1:15.404	12	4.516	78.25
23	52	C	Peter ERGIS		Ford Cortina GT	1:15.705	12	4.817	77.93
24	84	K	Roger PHILLIPS		Austin Mini Cooper	1:16.467	12	5.579	77.16
25	44	C	T. LAILEY-DEVILLE		Ford Anglia 105E	1:16.677	11	5.789	76.95
26	97	E	Mike HANNA		Hillman Imp	1:17.344	12	6.456	76.28
27	94	E	Steve PLATTS		Singer Chamois	1:17.433	12	6.545	76.20
28	78	D	Colin FLYNN		Morris Mini Cooper S	1:17.720	10	6.832	75.91
29	64	C	Christian FLACKETT		Alfa Romeo Giulia Sprint GT	1:17.833	12	6.945	75.80
30	87	E	Simon BENOY		Sunbeam Imp	1:17.974	11	7.086	75.67
31	29	B	Jon WAGSTAFF		Alfa Romeo Giulia Ti	1:18.061	12	7.173	75.58
32	1	E	Adrian OLIVER		Hillman Imp	1:19.063	12	8.175	74.62
33	62	K3	Peter SHAW		Alfa Romeo GTA	1:22.026	12	11.138	71.93
34	91	E	Vince FROST		Hillman Imp	1:22.480	11	11.592	71.53
35	80	D	David DUNNELL		Morris Mini Cooper	1:23.447	12	12.559	70.70
36	68	C	Richard CROSS		Riley 1.5	1:26.629	11	15.741	68.11

Cars 62 and 4, 1st and 2nd Reserves.

Weather/Track - Cloudy/Dry

These results are provisional until the conclusion of any judicial and technical matters.

Silverstone

Circuit Length = 1.6390 miles.

Start: 11:16 End: 11:31

Clerk of Course:	Stewards:	Timekeeper:
------------------	-----------	-------------

HSCC/HRSR Historic Racing Saloon Car Championship

LAP ANALYSIS

1	Adrian OLIVER	Hillman Imp
1 - 6:55.742	6 - 1:19.063	11 - 1:20.910
2 - 1:27.944	7 - 1:19.123	12 - 1:19.771
3 - 1:25.121	8 - 1:19.608	
4 - 1:20.158	9 - 1:21.981	
5 - 1:19.489	10 - 1:19.466	
4	Richard OLDWORTH	Ford Falcon Sprint
1 - 6:41.818	6 - 1:10.888	
2 - 1:14.114	7 - 1:12.258	
3 - 1:12.246	8 - 1:26.244P	
4 - 1:11.576		
5 - 1:11.512		
13	Nigel VAULKHARD	Ford Mustang
1 - 6:44.750	6 - 1:13.071	11 - 1:11.479
2 - 1:20.956	7 - 1:12.514	12 - 1:10.987
3 - 1:14.517	8 - 1:16.445	13 - 1:11.595
4 - 1:12.864	9 - 1:13.292	
5 - 1:12.734	10 - 1:11.832	
22	David SMITH	Ford Mustang
1 - 6:44.014	6 - 1:16.685	11 - 1:16.428
2 - 1:21.554	7 - 1:15.160	12 - 1:15.964
3 - 1:17.255	8 - 1:14.978	13 - 1:34.048P
4 - 1:16.024	9 - 1:15.229	
5 - 1:17.058	10 - 1:16.242	
23	Roger COPE	Jaguar S-Type
1 - 8:01.842	6 - 1:14.002	11 - 1:13.403
2 - 1:14.930	7 - 1:14.716	12 - 1:13.530
3 - 1:13.230	8 - 1:15.218	
4 - 1:14.475	9 - 1:15.012	
5 - 1:13.536	10 - 1:13.187	
26	Alan MANN	Ford Mustang
1 - 6:43.015	6 - 1:15.293	11 - 1:16.195
2 - 1:19.345	7 - 1:15.564	12 - 1:14.875
3 - 1:15.202	8 - 1:14.019	13 - 1:48.949P
4 - 1:17.523	9 - 1:15.720	
5 - 1:14.725	10 - 1:20.160	
28	Richard SHAW	BMW 1800 Ti
1 - 6:22.714	6 - 1:12.403	
2 - 1:12.676	7 - 1:12.827	
3 - 1:12.725	8 - 1:13.037	
4 - 1:12.473	9 - 1:16.824	
5 - 1:12.071		

HSCC/HRSR Historic Racing Saloon Car Championship

LAP ANALYSIS

(contd.)

29	Jon WAGSTAFF	Alfa Romeo Giulia Ti
1 -	6:58.625	6 - 1:21.011
2 -	1:26.355	7 - 1:18.983
3 -	1:24.603	8 - 1:19.001
4 -	1:22.996	9 - 1:19.079
5 -	1:19.868	10 - 1:18.061
31	Les ELY	BMW 2000
1 -	6:22.913	6 - 1:12.840
2 -	1:14.225	7 - 1:13.143
3 -	1:12.542	8 - 1:12.832
4 -	1:11.792	9 - 1:12.427
5 -	1:11.549	10 - 1:12.613
32	Mark GARRITT	Alfa Romeo Giulia Sports
1 -	6:42.325	6 - 1:14.287
2 -	1:36.349P	7 - 1:13.852
3 -	3:23.611	8 - 1:14.709
4 -	1:16.664	9 - 1:13.708
5 -	1:15.544	10 - 1:13.907
34	Louis BRACEY	Ford Lotus Cortina
1 -	6:30.824	6 - 1:13.014
2 -	1:14.319	7 - 1:14.274
3 -	1:13.351	8 - 1:12.052
4 -	1:13.941	9 - 1:14.216
5 -	1:11.942	10 - 1:14.104
35	James DODD	Alfa Romeo Giulia Sprint GT
1 -	6:22.001	6 - 1:14.937
2 -	1:28.034P	7 - 1:14.418
3 -	3:21.754	8 - 1:30.005P
4 -	1:16.296	
5 -	1:15.304	
36	Roland STOATE	Ford Anglia 105E
1 -	6:42.531	6 - 1:14.126
2 -	1:17.611	7 - 1:13.763
3 -	1:15.114	8 - 1:14.147
4 -	1:15.533	9 - 1:26.569
5 -	1:17.592	10 - 1:15.901
40	Simon GARRAD	Alfa Romeo GTA
1 -	6:21.917	6 - 1:12.323
2 -	1:14.308	7 - 1:13.471
3 -	1:12.754	8 - 1:12.024
4 -	1:11.809	9 - 1:12.925
5 -	1:12.213	10 - 1:44.485P

HSCC/HRSR Historic Racing Saloon Car Championship

LAP ANALYSIS

(contd.)

41	Tony FIELDING	Ford Anglia 105E
1 -	6:53.069	6 - 1:14.314 11 - 1:15.467
2 -	2:35.671	7 - 1:14.643 12 - 1:16.120
3 -	1:14.340	8 - 1:14.703
4 -	1:14.274	9 - 1:14.352
5 -	1:14.816	10 - 1:15.166
44	T. LAILEY-DEVILLE	Ford Anglia 105E
1 -	6:29.772	6 - 1:18.168 11 - 1:35.596P
2 -	1:18.075	7 - 1:18.035
3 -	1:16.745	8 - 1:18.325
4 -	1:16.677	9 - 1:17.154
5 -	1:17.224	10 - 1:16.881
46	Dan COX	Ford Anglia 105E
1 -	6:52.197	6 - 1:31.355 11 - 1:13.538
2 -	1:20.460	7 - 1:13.317 12 - 1:13.551
3 -	1:15.633	8 - 1:12.825
4 -	1:12.374	9 - 1:12.865
5 -	1:28.085P	10 - 1:12.791
49	Peter HORE	Ford Lotus Cortina
1 -	6:28.447	6 - 1:15.236 11 - 1:15.396
2 -	1:17.782	7 - 1:14.276 12 - 1:13.991
3 -	1:28.223	8 - 1:14.595 13 - 1:14.921
4 -	1:15.425	9 - 1:15.461
5 -	1:15.698	10 - 1:14.896
50	Steve READ	Ford Anglia
1 -	6:41.351	6 - 1:14.521 11 - 1:14.209
2 -	1:18.741	7 - 1:14.627 12 - 1:13.967
3 -	1:16.441	8 - 1:15.785 13 - 1:14.129
4 -	1:14.771	9 - 1:15.332
5 -	1:15.564	10 - 1:13.755
52	Peter ERGIS	Ford Cortina GT
1 -	6:55.862	6 - 1:16.513 11 - 1:16.441
2 -	1:20.846	7 - 1:17.050 12 - 1:33.441P
3 -	1:17.556	8 - 1:16.272
4 -	1:16.046	9 - 1:15.846
5 -	1:15.736	10 - 1:15.705
54	Neil WOOD	Ford Anglia 105E
1 -	6:19.809	6 - 1:13.480 11 - 1:13.292
2 -	1:14.997	7 - 1:13.510 12 - 1:13.290
3 -	1:14.072	8 - 1:13.094 13 - 1:12.875
4 -	1:13.473	9 - 1:12.771
5 -	1:12.329	10 - 1:14.227

HSCC/HRSR Historic Racing Saloon Car Championship

LAP ANALYSIS

(contd.)

57	Jonathan GOMM	Ford Lotus Coprtina
1 -	6:24.979	6 - 1:14.727 11 - 1:13.597
2 -	1:15.763	7 - 1:15.019 12 - 1:13.801
3 -	1:14.026	8 - 1:15.765 13 - 1:13.884
4 -	1:13.121	9 - 1:13.281
5 -	1:13.524	10 - 1:14.044
62	Peter SHAW	Alfa Romeo GTA
1 -	6:48.965	6 - 1:23.564 11 - 1:22.151
2 -	1:31.376	7 - 1:23.284 12 - 1:22.789
3 -	1:27.680	8 - 1:22.026
4 -	1:24.317	9 - 1:22.461
5 -	1:23.626	10 - 1:22.905
64	Christian FLACKETT	Alfa Romeo Guilia Sprint GT
1 -	6:52.701	6 - 1:20.697 11 - 1:18.649
2 -	1:27.814	7 - 1:20.647 12 - 1:18.844
3 -	1:24.148	8 - 1:18.624
4 -	1:20.623	9 - 1:18.378
5 -	1:21.044	10 - 1:17.833
68	Richard CROSS	Riley 1.5
1 -	6:35.114	6 - 1:28.222 11 - 1:27.063
2 -	1:35.509	7 - 1:27.133
3 -	1:28.455	8 - 1:27.342
4 -	1:27.706	9 - 1:26.629
5 -	1:28.580	10 - 1:28.040
69	Bob BULLEN	Ford Anglia 105E
1 -	6:24.036	6 - 1:12.879 11 - 1:13.186
2 -	1:16.164	7 - 1:12.447 12 - 1:13.104
3 -	1:13.039	8 - 1:12.371 13 - 1:13.409
4 -	1:12.289	9 - 1:16.530
5 -	1:12.354	10 - 1:14.103
77	Roger EBDON	Morris Mini Cooper
1 -	6:22.714	6 - 1:14.729
2 -	1:17.896	7 - 1:14.844
3 -	1:14.145	8 - 1:15.740
4 -	1:15.285	9 - 1:15.228
5 -	1:14.300	10 - 1:28.931P
78	Colin FLYNN	Morris Mini Cooper S
1 -	6:45.507	6 - 1:18.911
2 -	1:24.936	7 - 1:17.720
3 -	1:23.875	8 - 1:19.047
4 -	1:18.969	9 - 1:24.824
5 -	1:18.203	10 - 1:42.471P

Cars 62 and 4, 1st and 2nd Reserves.
Weather/Track - Cloudy/Dry

Silverstone
Circuit Length = 1.6390 miles.
Start: 11:16 End: 11:31

HSCC/HRSR Historic Racing Saloon Car Championship

LAP ANALYSIS

(contd.)

80	David DUNNELL	Morris Mini Cooper
1 -	6:48.186	6 - 1:23.856 11 - 1:23.521
2 -	1:27.200	7 - 1:24.112 12 - 1:24.130
3 -	1:23.806	8 - 1:24.281
4 -	1:26.847	9 - 1:23.975
5 -	1:23.447	10 - 1:25.599
82	Barry LONG	Austin Mini Cooper S
1 -	6:47.460	6 - 1:17.097 11 - 1:15.404
2 -	1:24.609	7 - 1:16.758 12 - 1:22.621
3 -	1:19.075	8 - 1:15.924
4 -	1:18.455	9 - 1:16.814
5 -	1:17.390	10 - 1:15.792
84	Roger PHILLIPS	Austin Mini Cooper
1 -	6:53.513	6 - 1:17.019 11 - 1:18.342
2 -	1:20.124	7 - 1:17.693 12 - 1:17.447
3 -	1:17.942	8 - 1:16.467
4 -	1:17.634	9 - 1:17.262
5 -	1:17.588	10 - 1:18.300
85	Roger GODFREY	Austin Mini Cooper S
1 -	6:18.264	6 - 1:14.085 11 - 1:15.133
2 -	1:16.899	7 - 1:14.543 12 - 1:14.486
3 -	1:15.391	8 - 1:14.969 13 - 1:14.510
4 -	1:14.678	9 - 1:14.759
5 -	1:14.889	10 - 1:15.755
87	Simon BENOY	Sunbeam Imp
1 -	6:42.872	6 - 1:21.295 11 - 1:18.162
2 -	1:35.309	7 - 1:18.796
3 -	1:34.546	8 - 1:17.974
4 -	1:26.528	9 - 1:18.689
5 -	1:22.392	10 - 1:18.039
91	Vince FROST	Hillman Imp
1 -	6:51.828	6 - 1:25.636 11 - 1:23.517
2 -	1:29.098	7 - 1:22.650
3 -	1:26.680	8 - 1:25.555
4 -	1:26.761	9 - 1:22.734
5 -	1:23.055	10 - 1:22.480
94	Steve PLATTS	Singer Chamois
1 -	6:43.638	6 - 1:17.620 11 - 1:17.524
2 -	1:28.875	7 - 1:17.603 12 - 1:17.931
3 -	1:21.334	8 - 1:18.419
4 -	1:19.078	9 - 1:18.452
5 -	1:17.911	10 - 1:17.433

HSCC/HRSR Historic Racing Saloon Car Championship

LAP ANALYSIS

(contd.)

97	Mike HANNA	Hillman Imp	
1 - 6:50.087	6 - 1:18.152	11 - 1:18.345	
2 - 1:36.005	7 - 1:17.527	12 - 1:17.998	
3 - 1:22.257	8 - 1:17.987		
4 - 1:17.344	9 - 1:19.816		
5 - 1:18.535	10 - 1:18.467		

HSCC/HRSR Historic Racing Saloon Car Championship

GRID - Race 7

ROW 17	1:23.447 80 DUNNELL	1:26.629 68 CROSS
ROW 16	1:19.063 1 OLIVER	1:22.480 91 FROST
ROW 15	1:17.974 87 BENOY	1:18.061 29 WAGSTAFF
ROW 14	1:17.720 78 FLYNN	1:17.833 64 FLACKETT
ROW 13	1:17.344 97 HANNA	1:17.433 94 PLATTS
ROW 12	1:16.467 84 PHILLIPS	1:16.677 44 T. LAILEY-DEVILLE
ROW 11	1:15.404 82 LONG	1:15.705 52 ERGIS
ROW 10	1:14.418 35 DODD	1:14.978 22 SMITH
ROW 9	1:14.145 77 EBDON	1:14.274 41 FIELDING
ROW 8	1:14.019 26 MANN	1:14.085 85 GODFREY
ROW 7	1:13.763 36 STOATE	1:13.991 49 HORE
ROW 6	1:13.708 32 GARRITT	1:13.755 50 READ
ROW 5	1:13.121 57 GOMM	1:13.187 23 COPE
ROW 4	1:12.329 54 WOOD	1:12.374 46 COX
ROW 3	1:12.071 28 SHAW	1:12.289 69 BULLEN
ROW 2	1:11.809 40 GARRAD	1:11.942 34 BRACEY
ROW 1	1:10.987 13 VAULKHARD	1:11.549 31 ELY

POLE

Cars 62 and 4, 1st and 2nd Reserves.

Weather/Track - Cloudy/Dry

These results are provisional until the conclusion of any judicial and technical matters.

Silverstone

Circuit Length = 1.6390 miles.

Start: 11:16 End: 11:31

Clerk of Course:

Stewards:

Timekeeper:

HSCC/HRSR Historic Racing Saloon Car Championship

RACE RESULT - Race 7

POS	NO	CL	NAME	NAT	ENTRY	TIME	LAPS	GAP	MPH	BEST
1	13	K1	Nigel VAULKHARD		Ford Mustang	16:04.619	13		79.70	1:12.851
2	31	B	Les ELY		BMW 2000	16:11.018	13	6.399	79.17	1:13.418
3	28	K2	Richard SHAW		BMW 1800 Ti	16:25.848	13	21.229	77.98	1:12.896
4	54	C	Neil WOOD		Ford Anglia 105E	16:31.117	13	26.498	77.57	1:14.654
5	35	B	James DODD		Alfa Romeo Guilia Sprint GT	16:37.235	13	32.616	77.09	1:14.001
6	57	C	Jonathan GOMM		Ford Lotus Coptina	16:39.958	13	35.339	76.88	1:14.333
7	50	C	Steve READ		Ford Anglia	16:44.295	13	39.676	76.55	1:15.002
8	85	D	Roger GODFREY		Austin Mini Cooper S	16:50.573	13	45.954	76.07	1:15.960
9	77	D	Roger EBDON		Morris Mini Cooper	16:53.755	13	49.136	75.83	1:14.795
10	49	C	Peter HORE		Ford Lotus Cortina	16:58.383	13	53.764	75.49	1:16.315
11	32	B	Mark GARRITT		Alfa Romeo Giulia Sports	17:03.623	13	59.004	75.10	1:15.716
12	26	K1	Alan MANN		Ford Mustang	17:05.423	13	1:00.804	74.97	1:16.080
13	41	C	Tony FIELDING		Ford Anglia 105E	17:05.721	13	1:01.102	74.95	1:15.476
14	22	K1	David SMITH		Ford Mustang	17:10.180	13	1:05.561	74.62	1:15.808
15	82	D	Barry LONG		Austin Mini Cooper S	17:14.619	13	1:10.000	74.30	1:16.664
16	52	C	Peter ERGIS		Ford Cortina GT	17:30.638	13	1:26.019	73.17	1:16.774
17	44	C	T. LAILEY-DEVILLE		Ford Anglia 105E	16:04.739	12	1 LAP	73.57	1:16.953
18	69	C	Bob BULLEN		Ford Anglia 105E	16:05.228	12	1 LAP	73.53	1:14.274
19	36	C	Roland STOATE		Ford Anglia 105E	16:08.554	12	1 LAP	73.28	1:16.110
20	97	E	Mike HANNA		Hillman Imp	16:10.224	12	1 LAP	73.16	1:17.958
21	29	B	Jon WAGSTAFF		Alfa Romeo Giulia Ti	16:16.473	12	1 LAP	72.69	1:18.410
22	94	E	Steve PLATTS		Singer Chamois	16:19.763	12	1 LAP	72.44	1:18.439
23	1	E	Adrian OLIVER		Hillman Imp	16:24.629	12	1 LAP	72.08	1:18.677
24	64	C	Christian FLACKETT		Alfa Romeo Guilia Sprint GT	17:22.357	12	1 LAP	68.09	1:20.924
25	91	E	Vince FROST		Hillman Imp	17:22.520	12	1 LAP	68.08	1:24.867
26	68	C	Richard CROSS		Riley 1.5	16:20.542	11	2 LAPS	66.37	1:26.577
27	80	D	David DUNNELL		Morris Mini Cooper	17:06.517	10	3 LAPS	57.65	1:24.373

NOT CLASSIFIED

84	K	Roger PHILLIPS		Austin Mini Cooper	5:42.053	4	D.N.F.	69.51	1:21.254
23	A	Roger COPE		Jaguar S-Type	2:41.265	2	D.N.F.	74.27	1:15.551
40	C	Simon GARRAD		Alfa Romeo GTA	1:23.067	1	D.N.F.	73.15	1:23.067
46	C	Dan COX		Ford Anglia 105E	1:23.161	1	D.N.F.	73.07	1:23.161
78	D	Colin FLYNN		Morris Mini Cooper S	1:35.455	1	D.N.F.	63.66	1:35.455
87	E	Simon BENOY		Sunbeam Imp		0	D.N.F.	N/A	

FASTEST LAP

13	K1	Nigel VAULKHARD		Ford Mustang	1:12.851	8	80.99mph	130.34kph
28	K2	Richard SHAW		BMW 1800 Ti	1:12.896	4	80.94mph	130.26kph
31	B	Les ELY		BMW 2000	1:13.418	2	80.36mph	129.33kph
69	C	Bob BULLEN		Ford Anglia 105E	1:14.274	3	79.44mph	127.84kph
77	D	Roger EBDON		Morris Mini Cooper	1:14.795	7	78.88mph	126.95kph
23	A	Roger COPE		Jaguar S-Type	1:15.551	2	78.09mph	125.68kph
97	E	Mike HANNA		Hillman Imp	1:17.958	5	75.68mph	121.80kph
84	K	Roger PHILLIPS		Austin Mini Cooper	1:21.254	2	72.61mph	116.86kph

Weather/Track - Cloudy/Dry

These results are provisional until the conclusion of any judicial and technical matters.

Silverstone

Circuit Length = 1.6390 miles.

Start: 15:52 End: 16:09

Clerk of Course:	Stewards:	Timekeeper:
------------------	-----------	-------------

HSCC/HRSR Historic Racing Saloon Car Championship

LAP CHART

Lap 1			Lap 2			Lap 3			Lap 4			Lap 5		
No	Behind	Laptime	No	Behind	Laptime	No	Behind	Laptime	No	Behind	Laptime	No	Behind	Laptime
13		1:21.809	13		1:13.536	13		1:13.914	13		1:13.498	13		1:13.189
31	1.128	1:22.937	31	1.010	1:13.418	31	0.756	1:13.660	31	1.062	1:13.804	31	2.489	1:14.616
40	1.258	1:23.067	28	3.778	2:39.123	28	2.815	1:12.951	28	2.213	1:12.896	28	2.821	1:13.797
46	1.352	1:23.161	69	4.563	1:14.956	69	4.923	1:14.274	69	6.059	1:14.634	80	1 LAP	1:27.533
26	2.302	1:24.111	54	4.940	1:15.318	54	5.680	1:14.654	54	7.005	1:14.823	69	7.538	1:14.668
69	3.143	1:24.952	23	5.920	1:15.551	57	11.019	1:16.859	57	12.975	1:15.454	54	8.655	1:14.839
54	3.158	1:24.967	57	8.074	1:18.209	50	14.695	1:18.917	50	18.435	1:17.238	57	15.448	1:15.662
57	3.401	1:25.210	50	9.692	1:16.781	85	15.239	1:18.486	85	18.654	1:16.913	50	21.422	1:16.176
23	3.905	1:25.714	85	10.667	1:16.207	36	15.819	1:17.792	36	19.096	1:16.775	36	22.017	1:16.110
50	6.447	1:28.256	36	11.941	1:17.343	49	17.998	1:19.003	49	22.276	1:17.776	85	23.293	1:17.828
49	6.531	1:28.340	49	12.909	1:19.914	77	21.017	1:18.363	77	22.679	1:15.160	77	25.581	1:16.091
85	7.996	1:29.805	22	13.517	1:18.389	22	21.386	1:21.783	35	24.139	1:14.613	35	25.582	1:14.632
36	8.134	1:29.943	32	16.239	1:20.141	35	23.024	1:19.048	22	26.196	1:18.308	49	28.519	1:19.432
22	8.664	1:30.473	77	16.568	1:19.359	44	23.189	1:20.006	32	26.684	1:16.436	22	30.648	1:17.641
32	9.634	1:31.443	44	17.097	1:20.236	32	23.746	1:21.421	44	29.856	1:20.165	32	31.287	1:17.792
52	10.210	1:32.019	26	17.541	1:28.775	52	26.032	1:22.214	26	32.086	1:19.144	44	36.063	1:19.396
44	10.397	1:32.206	52	17.732	1:21.058	26	26.440	1:22.813	82	33.479	1:19.405	26	36.833	1:17.936
77	10.745	1:32.554	35	17.890	1:19.433	82	27.572	1:22.311	41	33.820	1:18.646	41	38.324	1:17.693
97	11.312	1:33.121	82	19.175	1:21.183	97	28.043	1:21.476	52	35.660	1:23.126	82	38.560	1:18.270
82	11.528	1:33.337	41	19.383	1:19.896	84	28.570	1:22.692	97	36.252	1:21.707	52	40.159	1:17.688
35	11.993	1:33.802	84	19.792	1:21.254	41	28.672	1:23.203	1	37.118	1:19.953	97	41.021	1:17.958
84	12.074	1:33.883	97	20.481	1:22.705	94	30.143	1:21.995	29	38.233	1:19.788	1	42.606	1:18.677
94	12.380	1:34.189	94	22.062	1:23.218	1	30.663	1:22.465	94	38.713	1:22.068	29	44.128	1:19.084
41	13.023	1:34.832	1	22.112	2:57.457	29	31.943	1:22.424	84	39.296	1:24.224	94	45.669	1:20.145
78	13.646	1:35.455	29	23.433	1:23.098	64	33.021	1:22.565	64	40.697	1:21.174	91	1:04.982	1:25.394
29	13.871	1:35.680	64	24.370	1:23.660	91	41.408	1:26.060	91	52.777	1:24.867			
64	14.246	1:36.055	91	29.262	1:25.557	68	50.792	1:29.634	68	1:05.009	1:27.715			
91	17.241	1:39.050	68	35.072	1:27.859	80	1:03.173	1:28.778						
68	20.749	1:42.558	80	48.309	3:23.654									

HSCC/HRSR Historic Racing Saloon Car Championship

LAP CHART

(contd.)

Lap 6			Lap 7			Lap 8			Lap 9			Lap 10		
No	Behind	Laptime	No	Behind	Laptime	No	Behind	Laptime	No	Behind	Laptime	No	Behind	Laptime
13		1:13.021	13		1:13.654	13		1:12.851	13		1:13.274	13		1:13.770
31	3.598	1:14.130	31	3.399	1:13.455	31	3.967	1:13.419	31	4.340	1:13.647	1	1 LAP	1:26.944
64	1 LAP	1:49.736	91	1 LAP	1:25.809	28	4.697	1:13.322	28	4.970	1:13.547	31	4.519	1:13.949
28	4.333	1:14.533	28	4.226	1:13.547	54	16.369	1:15.073	54	18.679	1:15.584	28	5.596	1:14.396
68	1 LAP	1:28.302	64	1 LAP	1:21.295	91	1 LAP	1:25.401	64	1 LAP	1:22.058	54	20.611	1:15.702
69	9.146	1:14.629	54	14.147	1:17.454	64	1 LAP	1:20.924	57	29.099	1:19.183	35	31.866	1:15.631
54	10.347	1:14.713	68	1 LAP	1:26.577	57	23.190	1:15.311	91	1 LAP	1:25.973	57	32.467	1:17.138
80	1 LAP	1:25.691	69	20.628	1:25.136	35	29.163	1:14.626	35	30.005	1:14.116	50	34.202	1:15.653
57	18.018	1:15.591	57	20.730	1:16.366	50	30.391	1:16.056	50	32.319	1:15.202	85	37.602	1:15.960
50	24.623	1:16.222	50	27.186	1:16.217	69	30.463	1:22.686	85	35.412	1:16.673	77	37.953	1:15.953
85	26.314	1:16.042	35	27.388	1:14.071	85	32.013	1:16.082	77	35.770	1:16.845	91	1 LAP	1:26.215
35	26.971	1:14.410	80	1 LAP	1:24.373	77	32.199	1:16.006	69	40.329	1:23.140	49	45.530	1:16.722
77	27.903	1:15.343	85	28.782	1:16.122	68	1 LAP	1:27.600	49	42.578	1:17.110	22	47.563	1:17.624
36	28.258	1:19.262	77	29.044	1:14.795	49	38.742	1:16.771	22	43.709	1:16.698	32	48.076	1:17.304
49	32.161	1:16.663	36	34.631	1:20.027	22	40.285	1:16.920	32	44.542	1:16.497	69	50.209	1:23.650
22	34.062	1:16.435	49	34.822	1:16.315	32	41.319	1:17.408	68	1 LAP	1:27.552	26	51.716	1:16.080
32	34.700	1:16.434	22	36.216	1:15.808	36	44.353	1:22.573	26	49.406	1:16.214	64	1 LAP	1:36.883
26	40.481	1:16.669	32	36.762	1:15.716	26	46.466	1:16.308	41	49.824	1:15.476	41	52.094	1:16.040
41	41.712	1:16.409	26	43.009	1:16.182	41	47.622	1:16.391	36	53.229	1:22.150	82	58.243	1:17.676
82	43.573	1:18.034	41	44.082	1:16.024	82	50.947	1:17.004	82	54.337	1:16.664	36	1:01.168	1:21.709
44	44.227	1:21.185	82	46.794	1:16.875	52	53.873	1:17.789	80	2 LAPS	2:55.901	68	1 LAP	1:26.586
52	44.886	1:17.748	52	48.935	1:17.703	44	54.895	1:17.904	52	57.373	1:16.774	44	1:02.627	1:17.823
97	46.085	1:18.085	44	49.842	1:19.269	97	56.469	1:18.757	44	58.574	1:16.953	52	1:03.069	1:19.466
1	50.178	1:20.593	97	50.563	1:18.132	29	1:02.494	1:19.056	97	1:02.087	1:18.892	97	1:07.260	1:18.943
29	51.067	1:19.960	1	55.661	1:19.137	1	1:03.730	1:20.920	29	1:07.630	1:18.410			
94	52.015	1:19.367	29	56.289	1:18.876	94	1:04.542	1:19.965	94	1:09.707	1:18.439			
			94	57.428	1:19.067									

HSCC/HRSR Historic Racing Saloon Car Championship

LAP CHART

(contd.)

Lap 11			Lap 12			Lap 13			Lap 14			Lap 15		
No	Behind	Laptime	No	Behind	Laptime	No	Behind	Laptime	No	Behind	Laptime	No	Behind	Laptime
13		1:13.577	13		1:13.702	13		1:14.824						
29	1 LAP	1:21.571	68	2 LAPS	1:28.502	44	1 LAP	1:20.104						
94	1 LAP	1:20.546	31	6.179	1:15.038	69	1 LAP	1:28.124						
31	4.843	1:13.901	29	1 LAP	1:19.378	36	1 LAP	1:22.120						
1	1 LAP	1:19.739	94	1 LAP	1:20.537	97	1 LAP	1:21.757						
28	11.075	1:19.056	1	1 LAP	1:19.018	31	6.399	1:15.044						
80	3 LAPS	1:45.552	28	16.511	1:19.138	29	1 LAP	1:19.148						
54	22.478	1:15.444	54	24.963	1:16.187	94	1 LAP	1:20.227						
35	32.561	1:14.272	35	32.860	1:14.001	68	2 LAPS	1:27.657						
57	33.223	1:14.333	57	35.195	1:15.674	1	1 LAP	1:19.726						
50	35.627	1:15.002	50	37.176	1:15.251	28	21.229	1:19.542						
85	40.190	1:16.165	80	3 LAPS	1:35.926	54	26.498	1:16.359						
77	40.794	1:16.418	85	43.078	1:16.590	35	32.616	1:14.580						
49	48.575	1:16.622	77	45.112	1:18.020	57	35.339	1:14.968						
22	50.430	1:16.444	49	51.492	1:16.619	50	39.676	1:17.324						
32	51.937	1:17.438	22	53.910	1:17.182	85	45.954	1:17.700						
91	1 LAP	1:25.958	32	56.580	1:18.345	77	49.136	1:18.848						
26	54.733	1:16.594	26	57.432	1:16.401	49	53.764	1:17.096						
41	55.301	1:16.784	41	58.242	1:16.643	32	59.004	1:17.248						
69	1:01.011	1:24.379	82	1:06.153	1:17.567	26	1:00.804	1:18.196						
64	1 LAP	1:23.986	91	1 LAP	1:26.596	41	1:01.102	1:17.684						
82	1:02.288	1:17.622	64	1 LAP	1:22.280	80	3 LAPS	1:39.109						
52	1:08.280	1:18.788	52	1:13.355	1:18.777	22	1:05.561	1:26.475						
44	1:08.542	1:19.492				82	1:10.000	1:18.671						
36	1:10.341	1:22.750				64	1 LAP	1:21.741						
97	1:12.374	1:18.691				91	1 LAP	1:25.640						
						52	1:26.019	1:27.488						

HSCC Classic Racing Car Championship for the Wesprey Castings Trophy

QUALIFYING - Race 8

POS	NO	CL	NAME	NAT	ENTRY	TIME	LAPS	GAP	MPH
1	22	E4	Ian GRAY		Brabham BT30	1:04.562	14		91.39
2	30	E2	Richard KENDLE		Brabham BT21B	1:05.612	14	1.050	89.92
3	84	E2	Roger BEVAN		Brabham BT21A	1:05.853	14	1.291	89.60
4	56	E2	Cliff GIDDENS		Brabham BT16	1:07.064	14	2.502	87.98
5	62	B	Simon DIFFEY		Lotus 20	1:07.368	13	2.806	87.58
6	87	F	Nelson ROWE		Crossle 20F	1:07.395	14	2.833	87.55
7	27	Inv	Jose ALBUQUERQUE		Brabham BT11	1:07.809	12	3.247	87.01
8	1	C	John BLADON		Merlyn Mk9 F2	1:08.280	14	3.718	86.41
9	73	E2	John RAND		Palliser WDB2	1:08.528	14	3.966	86.10
10	57	F	David WILD		Lola T200	1:08.582	14	4.020	86.03
11	86	B	Hamish MORRISON		Cooper T67	1:08.841	13	4.279	85.71
12	83	F	John PEARSON		Merlyn Mk IIA	1:09.119	14	4.557	85.36
13	66	F	Gregory THORNTON		Titan Mk4	1:09.382	13	4.820	85.04
14	20	F	Henry SCOTT		Lola T200	1:09.871	14	5.309	84.44
15	46	F	Mike BROMLEY		Merlyn Mk11A	1:09.885	14	5.323	84.43
16	78	F	Neil FENDER		Jamun T2	1:09.998	14	5.436	84.29
17	45	D	Hugh PRICE		Brabham BT28	1:10.388	7	5.826	83.82
18	12	C	David BROWN		Brabham BT6	1:10.996	13	6.434	83.10
19	4	F	John SYKES		Merlyn MK11A	1:11.692	13	7.130	82.30
20	28	A	Andy WILLIS		Lotus 18	1:11.816	13	7.254	82.16
21	8	C	Rodger NEWMAN		Brabham BT14	1:12.343	13	7.781	81.56
22	31	C	Brian ASHBY		Emeryson Formula 1	1:12.406	13	7.844	81.49
23	18	C	Harvey SYKES		Cooper T43	1:12.642	13	8.080	81.22
24	25	D	John COUNSELL		March 703	1:13.005	13	8.443	80.82
25	32	E2	Julian JUDD		Tecno F3	1:13.815	3	9.253	79.93
26	85	B	John CHISHOLM		Gemini 3A	1:15.014	12	10.452	78.65
27	39	F	Mark WILSON		Alexis Mk15	1:15.276	13	10.714	78.38
28	16	D	Nigel MILLER		Brabham BT21	1:15.653	13	11.091	77.99
29	63	B	Geoff WILLIAMS		Lotus 20/22	1:16.568	12	12.006	77.06
30	60	C	David CROWTHER		Brabham BT18	1:18.709	12	14.147	74.96
31	42	D	Barrie PUSEY		Brabham BT21B	1:19.339	12	14.777	74.36
32	35	B	Anthony MARTINDALE		Sauter DKW	1:20.083	12	15.521	73.67
33	81	D	Stephen WILKINSON		Brabham BT21	1:20.112	11	15.550	73.65
34	48	A	Keith BLANSHARD		Fafnir	1:21.104	12	16.542	72.75
35	89	Inv	Vernon WILLIAMSON		Ecurie Ecosse Imp	1:21.963	9	17.401	71.98

Car 20, 1st Reserve.

Weather/Track - Cloudy/Dry

These results are provisional until the conclusion of any judicial and technical matters.

Silverstone

Circuit Length = 1.6390 miles.

Start: 11:43 End: 11:58

Clerk of Course:	Stewards:	Timekeeper:
------------------	-----------	-------------

HSCC Classic Racing Car Championship for the Wesprey Castings Trophy LAP ANALYSIS

1	John BLADON	Merlyn Mk9 F2
1 - 9:03.012	6 - 1:09.723	11 - 1:09.312
2 - 1:16.953	7 - 1:11.699	12 - 1:08.778
3 - 1:13.099	8 - 1:11.259	13 - 1:08.280
4 - 1:12.290	9 - 1:09.536	14 - 1:08.776
5 - 1:11.504	10 - 1:09.779	
4	John SYKES	Merlyn MK11A
1 - 9:13.729	6 - 1:12.108	11 - 1:12.577
2 - 1:20.044	7 - 1:12.204	12 - 1:12.512
3 - 1:15.861	8 - 1:11.692	13 - 1:12.911
4 - 1:12.544	9 - 1:13.279	
5 - 1:11.903	10 - 1:13.091	
8	Rodger NEWMAN	Brabham BT14
1 - 8:59.851	6 - 1:14.650	11 - 1:14.525
2 - 1:30.626	7 - 1:17.217	12 - 1:12.430
3 - 1:20.819	8 - 1:13.685	13 - 1:12.343
4 - 1:16.509	9 - 1:16.932	
5 - 1:14.239	10 - 1:14.878	
12	David BROWN	Brabham BT6
1 - 9:13.459	6 - 1:11.163	11 - 1:11.778
2 - 1:23.684	7 - 1:14.327	12 - 1:12.059
3 - 1:15.390	8 - 1:12.770	13 - 1:12.119
4 - 1:12.946	9 - 1:14.264	
5 - 1:10.996	10 - 1:12.577	
16	Nigel MILLER	Brabham BT21
1 - 9:15.215	6 - 1:15.653	11 - 1:16.574
2 - 1:23.526	7 - 1:16.048	12 - 1:17.129
3 - 1:16.530	8 - 1:16.941	13 - 1:17.919
4 - 1:19.215	9 - 1:19.394	
5 - 1:17.422	10 - 1:18.995	
18	Harvey SYKES	Cooper T43
1 - 9:16.892	6 - 1:14.476	11 - 1:14.951
2 - 1:22.152	7 - 1:13.297	12 - 1:13.160
3 - 1:16.477	8 - 1:12.642	13 - 1:14.319
4 - 1:18.546	9 - 1:14.880	
5 - 1:15.344	10 - 1:12.699	
20	Henry SCOTT	Lola T200
1 - 9:04.913	6 - 1:11.345	11 - 1:10.921
2 - 1:22.044	7 - 1:11.100	12 - 1:10.768
3 - 1:15.590	8 - 1:13.183	13 - 1:09.871
4 - 1:12.379	9 - 1:10.969	14 - 1:10.698
5 - 1:11.665	10 - 1:11.816	

HSCC Classic Racing Car Championship for the Wesprey Castings Trophy LAP ANALYSIS

(contd.)

22	Ian GRAY	Brabham BT30
1 - 9:19.169	6 - 1:06.346	11 - 1:05.144
2 - 1:15.963	7 - 1:07.134	12 - 1:08.787
3 - 1:11.777	8 - 1:07.049	13 - 1:04.562
4 - 1:08.594	9 - 1:04.996	14 - 1:07.568
5 - 1:09.725	10 - 1:05.898	
25	John COUNSELL	March 703
1 - 9:00.748	6 - 1:13.967	11 - 1:13.468
2 - 1:18.065	7 - 1:13.467	12 - 1:15.295
3 - 1:14.993	8 - 1:16.522	13 - 1:14.369
4 - 1:14.042	9 - 1:13.629	
5 - 1:13.506	10 - 1:13.005	
27	Jose ALBUQUERQUE	Brabham BT11
1 - 9:11.346	6 - 1:08.780	11 - 2:45.168
2 - 1:16.192	7 - 1:12.740	12 - 1:11.721
3 - 1:11.296	8 - 1:10.680	
4 - 1:09.489	9 - 1:08.020	
5 - 1:07.809	10 - 1:42.364P	
28	Andy WILLIS	Lotus 18
1 - 9:00.091	6 - 1:13.760	11 - 1:12.243
2 - 1:23.861	7 - 1:15.041	12 - 1:11.816
3 - 1:18.152	8 - 1:14.402	13 - 1:13.059
4 - 1:15.623	9 - 1:14.519	
5 - 1:15.014	10 - 1:13.871	
30	Richard KENDLE	Brabham BT21B
1 - 9:14.277	6 - 1:05.612	11 - 1:06.901
2 - 1:14.334	7 - 1:08.126	12 - 1:06.387
3 - 1:10.538	8 - 1:07.181	13 - 1:06.143
4 - 1:08.327	9 - 1:06.862	14 - 1:06.534
5 - 1:07.299	10 - 1:07.176	
31	Brian ASHBY	Emeryson Formula 1
1 - 9:02.257	6 - 1:16.970	11 - 1:12.636
2 - 1:19.971	7 - 1:13.683	12 - 1:12.593
3 - 1:14.318	8 - 1:12.406	13 - 1:12.643
4 - 1:14.526	9 - 1:15.003	
5 - 1:13.924	10 - 1:13.189	
32	Julian JUDD	Tecno F3
1 - X:00.000P		
2 - 1:29.152		
3 - 1:13.815		

HSCC Classic Racing Car Championship for the Wesprey Castings Trophy

LAP ANALYSIS

(contd.)

35	Anthony MARTINDALE	Sauter DKW
1 - 9:00.658	6 - 1:21.210	11 - 1:20.879
2 - 1:26.138	7 - 1:21.408	12 - 1:20.876
3 - 1:26.390	8 - 1:21.241	
4 - 1:25.277	9 - 1:20.327	
5 - 1:21.257	10 - 1:20.083	
39	Mark WILSON	Alexis Mk15
1 - 9:19.100	6 - 1:16.185	11 - 1:16.439
2 - 1:22.545	7 - 1:15.659	12 - 1:15.276
3 - 1:20.287	8 - 1:16.611	13 - 1:17.617
4 - 1:16.940	9 - 1:16.956	
5 - 1:16.497	10 - 1:19.028	
42	Barrie PUSEY	Brabham BT21B
1 - 9:23.444	6 - 1:26.900	11 - 1:19.339
2 - 1:27.077	7 - 1:22.788	12 - 1:22.158
3 - 1:21.960	8 - 1:27.665	
4 - 1:20.241	9 - 1:20.737	
5 - 1:22.041	10 - 1:22.746	
45	Hugh PRICE	Brabham BT28
1 - 9:15.381	6 - 1:11.655	
2 - 1:18.608	7 - 1:43.331P	
3 - 1:14.985		
4 - 1:10.388		
5 - 1:11.167		
46	Mike BROMLEY	Merlyn Mk11A
1 - 9:09.662	6 - 1:12.005	11 - 1:11.241
2 - 1:16.252	7 - 1:11.618	12 - 1:10.941
3 - 1:13.761	8 - 1:14.262	13 - 1:09.885
4 - 1:11.737	9 - 1:10.360	14 - 1:10.871
5 - 1:14.390	10 - 1:11.326	
48	Keith BLANSHARD	Fafnir
1 - 9:05.544	6 - 1:27.963	11 - 1:22.197
2 - 1:33.278	7 - 1:23.740	12 - 1:21.104
3 - 1:26.154	8 - 1:24.449	
4 - 1:24.941	9 - 1:23.106	
5 - 1:25.509	10 - 1:22.563	
56	Cliff GIDDENS	Brabham BT16
1 - 8:57.915	6 - 1:10.690	11 - 1:07.914
2 - 1:14.816	7 - 1:09.794	12 - 1:11.385
3 - 1:10.575	8 - 1:10.081	13 - 1:07.115
4 - 1:12.150	9 - 1:07.064	14 - 1:08.302
5 - 1:09.959	10 - 1:08.602	

Car 20, 1st Reserve.
Weather/Track - Cloudy/Dry

Silverstone
Circuit Length = 1.6390 miles.
Start: 11:43 End: 11:58

HSCC Classic Racing Car Championship for the Wesprey Castings Trophy

LAP ANALYSIS

(contd.)

57	David WILD	Lola T200
1 - 8:53.944	6 - 1:10.083	11 - 1:08.896
2 - 1:12.679	7 - 1:08.582	12 - 1:08.785
3 - 1:10.985	8 - 1:08.824	13 - 1:09.273
4 - 1:10.193	9 - 1:08.745	14 - 1:09.147
5 - 1:08.910	10 - 1:11.373	
60	David CROWTHER	Brabham BT18
1 - 9:23.095	6 - 1:20.403	11 - 1:19.548
2 - 1:24.819	7 - 1:19.486	12 - 1:18.828
3 - 1:22.185	8 - 1:18.709	
4 - 1:20.588	9 - 1:20.399	
5 - 1:19.690	10 - 1:20.196	
62	Simon DIFFEY	Lotus 20
1 - X:00.000	6 - 1:08.802	11 - 1:09.955
2 - 1:12.032	7 - 1:09.448	12 - 1:09.110
3 - 1:08.631	8 - 1:07.368	13 - 1:11.620
4 - 1:08.746	9 - 1:07.728	
5 - 1:07.547	10 - 1:09.667	
63	Geoff WILLIAMS	Lotus 20/22
1 - 9:24.689	6 - 1:16.697	11 - 1:19.383
2 - 1:24.421	7 - 1:17.367	12 - 1:17.624
3 - 1:20.859	8 - 1:19.581	
4 - 1:18.016	9 - 1:19.796	
5 - 1:16.568	10 - 1:18.091	
66	Gregory THORNTON	Titan Mk4
1 - 9:13.841	6 - 1:09.865	11 - 1:09.382
2 - 1:18.995	7 - 1:25.392	12 - 1:10.769
3 - 1:13.557	8 - 1:09.845	13 - 1:09.837
4 - 1:11.998	9 - 1:19.372	
5 - 1:10.936	10 - 1:11.592	
73	John RAND	Palliser WDB2
1 - 8:56.379	6 - 1:11.760	11 - 1:10.410
2 - 1:14.865	7 - 1:13.084	12 - 1:08.727
3 - 1:11.088	8 - 1:10.181	13 - 1:10.308
4 - 1:11.655	9 - 1:10.190	14 - 1:08.528
5 - 1:11.181	10 - 1:09.476	
78	Neil FENDER	Jamun T2
1 - 8:57.449	6 - 1:11.138	11 - 1:10.022
2 - 1:17.077	7 - 1:10.510	12 - 1:09.998
3 - 1:13.019	8 - 1:10.252	13 - 1:10.966
4 - 1:12.851	9 - 1:11.218	14 - 1:10.006
5 - 1:11.610	10 - 1:10.958	

Car 20, 1st Reserve.
Weather/Track - Cloudy/Dry

Silverstone
Circuit Length = 1.6390 miles.
Start: 11:43 End: 11:58

HSCC Classic Racing Car Championship for the Wesprey Castings Trophy

LAP ANALYSIS

(contd.)

81	Stephen WILKINSON	Brabham BT21
1 - X:00.000	6 - 1:23.801	11 - 1:20.112
2 - 1:23.053	7 - 1:26.178	
3 - 1:21.696	8 - 1:24.950	
4 - 1:26.416	9 - 1:22.799	
5 - 1:26.067	10 - 1:22.516	
83	John PEARSON	Merlyn Mk IIA
1 - 9:12.143	6 - 1:10.446	11 - 1:09.349
2 - 1:18.065	7 - 1:12.620	12 - 1:09.319
3 - 1:15.652	8 - 1:11.686	13 - 1:09.119
4 - 1:13.056	9 - 1:09.727	14 - 1:11.898
5 - 1:11.281	10 - 1:09.699	
84	Roger BEVAN	Brabham BT21A
1 - 9:15.809	6 - 1:06.673	11 - 1:06.658
2 - 1:15.271	7 - 1:09.857	12 - 1:07.807
3 - 1:12.718	8 - 1:07.090	13 - 1:08.668
4 - 1:08.447	9 - 1:07.808	14 - 1:05.853
5 - 1:09.725	10 - 1:06.619	
85	John CHISHOLM	Gemini 3A
1 - 9:09.692	6 - 1:16.431	11 - 1:15.014
2 - 2:45.016	7 - 1:15.942	12 - 1:15.053
3 - 1:19.052	8 - 1:15.505	
4 - 1:18.550	9 - 1:18.876	
5 - 1:17.749	10 - 1:16.851	
86	Hamish MORRISON	Cooper T67
1 - 9:15.579	6 - 1:12.035	11 - 1:08.841
2 - 1:15.229	7 - 1:10.684	12 - 1:09.227
3 - 2:04.508	8 - 1:10.870	13 - 1:11.280
4 - 1:13.573	9 - 1:09.550	
5 - 1:11.352	10 - 1:11.867	
87	Nelson ROWE	Crossle 20F
1 - 9:18.222	6 - 1:07.887	11 - 1:08.301
2 - 1:14.965	7 - 1:10.107	12 - 1:07.576
3 - 1:10.812	8 - 1:10.860	13 - 1:07.686
4 - 1:07.395	9 - 1:07.757	14 - 1:08.372
5 - 1:08.945	10 - 1:08.679	
89	Vernon WILLIAMSON	Ecurie Ecosse Imp
1 - 9:17.915	6 - 1:26.883	
2 - 1:27.532	7 - 1:21.963	
3 - 1:23.645	8 - 1:23.873	
4 - 1:23.116	9 - 1:21.973	
5 - 1:23.849		

Car 20, 1st Reserve.
Weather/Track - Cloudy/Dry

Silverstone
Circuit Length = 1.6390 miles.
Start: 11:43 End: 11:58

HSCC Classic Racing Car Championship for the Wesprey Castings Trophy

GRID - Race 8

ROW 17	48	BLANSHARD	89	WILLIAMSON	
ROW 16		35	MARTINDALE	81	WILKINSON
ROW 15	60	CROWTHER	42	PUSEY	
ROW 14		16	MILLER	63	WILLIAMS
ROW 13	85	CHISHOLM	39	WILSON	
ROW 12		25	COUNSELL	32	JUDD
ROW 11	31	ASHBY	18	SYKES	
ROW 10		28	WILLIS	8	NEWMAN
ROW 9	12	BROWN	4	SYKES	
ROW 8		78	FENDER	45	PRICE
ROW 7	66	THORNTON	46	BROMLEY	
ROW 6		86	MORRISON	83	PEARSON
ROW 5	73	RAND	57	WILD	
ROW 4		27	ALBUQUERQUE	1	BLADON
ROW 3	62	DIFFEY	87	ROWE	
ROW 2		84	BEVAN	56	GIDDENS
ROW 1	22	GRAY	30	KENDLE	
		POLE			

Car 20, 1st Reserve.
Weather/Track - Cloudy/Dry

Silverstone
Circuit Length = 1.6390 miles.
Start: 11:43 End: 11:58

These results are provisional until the conclusion of any judicial and technical matters.

Clerk of Course:	Stewards:	Timekeeper:
------------------	-----------	-------------

HSCC Classic Racing Car Championship for the Wesprey Castings Trophy

RACE RESULT - Race 8

POS	NO	CL	NAME	NAT	ENTRY	TIME	LAPS	GAP	MPH	BEST
1	22	E4	Ian GRAY		Brabham BT30	20:09.269	18		87.97	1:05.067
2	30	E2	Richard KENDLE		Brabham BT21B	20:09.476	18	0.207	87.95	1:05.143
3	84	E2	Roger BEVAN		Brabham BT21A	20:30.615	18	21.346	86.44	1:06.092
4	87	F	Nelson ROWE		Crossle 20F	20:38.799	18	29.530	85.87	1:07.087
5	27	Inv	Jose ALBUQUERQUE		Brabham BT11	20:43.802	18	34.533	85.53	1:07.134
6	62	B	Simon DIFFEY		Lotus 20	20:47.256	18	37.987	85.29	1:07.481
7	56	E2	Cliff GIDDENS		Brabham BT16	20:52.849	18	43.580	84.91	1:06.782
8	1	C	John BLADON		Merlyn Mk9 F2	20:12.392	17	1 LAP	82.88	1:09.141
9	83	F	John PEARSON		Merlyn Mk IIA	20:16.231	17	1 LAP	82.61	1:09.726
10	66	F	Gregory THORNTON		Titan Mk4	20:27.806	17	1 LAP	81.84	1:08.851
11	12	C	David BROWN		Brabham BT6	20:40.373	17	1 LAP	81.01	1:10.395
12	57	F	David WILD		Lola T200	20:40.538	17	1 LAP	81.00	1:09.207
13	46	F	Mike BROMLEY		Merlyn Mk11A	20:41.998	17	1 LAP	80.90	1:11.038
14	4	F	John SYKES		Merlyn MK11A	20:42.328	17	1 LAP	80.88	1:10.508
15	8	C	Rodger NEWMAN		Brabham BT14	20:54.912	17	1 LAP	80.07	1:09.962
16	32	E2	Julian JUDD		Tecno F3	21:03.881	17	1 LAP	79.50	1:10.081
17	20	F	Henry SCOTT		Lola T200	21:06.287	17	1 LAP	79.35	1:10.350
18	25	D	John COUNSELL		March 703	21:09.035	17	1 LAP	79.18	1:11.572
19	31	C	Brian ASHBY		Emeryson Formula 1	21:12.463	17	1 LAP	78.96	1:11.911
20	18	C	Harvey SYKES		Cooper T43	20:25.103	16	2 LAPS	77.20	1:13.852
21	45	D	Hugh PRICE		Brabham BT28	20:45.689	16	2 LAPS	75.92	1:11.009
22	16	D	Nigel MILLER		Brabham BT21	20:50.230	16	2 LAPS	75.65	1:15.647
23	39	F	Mark WILSON		Alexis Mk15	21:01.322	16	2 LAPS	74.98	1:15.696
24	81	D	Stephen WILKINSON		Brabham BT21	21:21.958	16	2 LAPS	73.78	1:16.762
25	63	B	Geoff WILLIAMS		Lotus 20/22	20:32.275	15	3 LAPS	71.96	1:18.177
26	35	B	Anthony MARTINDALE		Sauter DKW	20:43.695	15	3 LAPS	71.30	1:18.922
27	85	B	John CHISHOLM		Gemini 3A	20:48.052	15	3 LAPS	71.05	1:15.681
28	89	Inv	Vernon WILLIAMSON		Ecurie Ecosse Imp	20:12.255	14	4 LAPS	68.28	1:21.271
29	48	A	Keith BLANSHARD		Fafnir	21:02.616	14	4 LAPS	65.56	1:21.390

NOT CLASSIFIED

73	E2	John RAND	Palliser WDB2	14:39.282	12	D.N.F.	80.72	1:10.947
78	F	Neil FENDER	Jamun T2	14:39.706	12	D.N.F.	80.68	1:10.232
42	D	Barrie PUSEY	Brabham BT21B	19:58.002	12	D.N.F.	59.25	1:21.009
86	B	Hamish MORRISON	Cooper T67	13:27.234	11	D.N.F.	80.62	1:10.085
28	A	Andy WILLIS	Lotus 18	5:20.783	4	D.N.F.	74.12	1:13.055

FASTEST LAP

22	E4	Ian GRAY	Brabham BT30	1:05.067	17	90.68mph	145.93kph
30	E2	Richard KENDLE	Brabham BT21B	1:05.143	17	90.57mph	145.76kph
87	F	Nelson ROWE	Crossle 20F	1:07.087	11	87.95mph	141.54kph
27	Inv	Jose ALBUQUERQUE	Brabham BT11	1:07.134	10	87.89mph	141.44kph
62	B	Simon DIFFEY	Lotus 20	1:07.481	12	87.43mph	140.71kph
1	C	John BLADON	Merlyn Mk9 F2	1:09.141	10	85.33mph	137.33kph
45	D	Hugh PRICE	Brabham BT28	1:11.009	3	83.09mph	133.72kph
28	A	Andy WILLIS	Lotus 18	1:13.055	4	80.76mph	129.98kph

Weather/Track - Cloudy/Dry

These results are provisional until the conclusion of any judicial and technical matters.

Silverstone

Circuit Length = 1.6390 miles.

Start: 16:24 End: 16:44

Clerk of Course:	Stewards:	Timekeeper:
------------------	-----------	-------------

HSCC Classic Racing Car Championship for the Wesprey Castings Trophy

LAP CHART

Lap 1			Lap 2			Lap 3			Lap 4			Lap 5		
No	Behind	Laptime	No	Behind	Laptime	No	Behind	Laptime	No	Behind	Laptime	No	Behind	Laptime
30		1:14.062	30		1:07.228	22		1:06.968	22		1:05.825	22		1:06.060
22	0.284	1:14.346	22	0.560	1:07.504	30	0.492	1:08.020	30	1.028	1:06.361	30	1.459	1:06.491
84	3.008	1:17.070	84	3.969	1:08.189	84	4.182	1:07.741	84	5.564	1:07.207	84	7.302	1:07.798
56	3.168	1:17.230	56	4.912	1:08.972	56	5.497	1:08.113	56	7.151	1:07.479	42	1 LAP	1:21.537
87	4.626	1:18.688	87	6.201	1:08.803	87	6.962	1:08.289	87	8.802	1:07.665	56	8.707	1:07.616
62	6.335	1:20.397	62	8.629	1:09.522	62	9.768	1:08.667	62	12.382	1:08.439	35	1 LAP	1:23.725
1	8.833	1:22.895	27	12.831	1:09.847	27	13.088	1:07.785	27	15.329	1:08.066	87	11.176	1:08.434
83	9.259	1:23.321	1	13.761	1:12.156	1	17.104	1:10.871	1	21.759	1:10.480	48	1 LAP	1:22.870
27	10.212	1:24.274	83	14.769	1:12.738	83	18.664	1:11.423	83	23.913	1:11.074	62	15.389	1:09.067
73	11.460	1:25.522	73	17.483	1:13.251	73	21.436	1:11.481	73	26.822	1:11.211	89	1 LAP	1:24.378
86	12.085	1:26.147	46	20.534	1:15.127	46	24.138	1:11.132	46	29.600	1:11.287	27	16.652	1:07.383
46	12.635	1:26.697	4	20.750	1:13.943	4	24.933	1:11.711	12	30.681	1:11.045	1	26.036	1:10.337
12	13.322	1:27.384	12	21.491	1:15.397	12	25.461	1:11.498	4	31.494	1:12.386	83	28.353	1:10.500
4	14.035	1:28.097	66	21.506	1:13.955	66	25.825	1:11.847	66	31.559	1:11.559	73	31.709	1:10.947
78	14.263	1:28.325	78	22.583	1:15.548	45	26.434	1:11.009	45	31.948	1:11.339	46	35.031	1:11.491
45	14.451	1:28.513	45	22.953	1:15.730	78	27.145	1:12.090	78	32.872	1:11.552	12	36.115	1:11.494
66	14.779	1:28.841	31	23.961	1:15.348	31	29.624	1:13.191	31	37.084	1:13.285	66	36.259	1:10.760
31	15.841	1:29.903	25	24.708	1:15.679	25	31.288	1:14.108	86	37.302	1:11.404	4	36.850	1:11.416
8	15.967	1:30.029	8	25.969	1:17.230	86	31.723	1:10.835	8	39.321	1:12.639	45	37.132	1:11.244
25	16.257	1:30.319	86	28.416	1:23.559	8	32.507	1:14.066	25	39.679	1:14.216	78	38.290	1:11.478
85	17.569	1:31.631	85	28.416	1:18.075	20	36.739	1:15.427	20	43.692	1:12.778	86	42.970	1:11.728
28	18.239	1:32.301	20	28.840	1:17.454	85	38.706	1:17.818	28	46.140	1:13.055	31	45.949	1:14.925
20	18.614	1:32.676	28	29.124	1:18.113	28	38.910	1:17.314	32	47.303	1:13.965	8	46.603	1:13.342
16	19.544	1:33.606	16	29.814	1:17.498	32	39.163	1:16.522	57	47.405	1:12.287	25	48.099	1:14.480
32	19.999	1:34.061	32	30.169	1:17.398	16	39.444	1:17.158	85	50.231	1:17.350	20	49.113	1:11.481
18	20.452	1:34.514	18	30.367	1:17.143	18	39.686	1:16.847	18	50.528	1:16.667	57	51.626	1:10.281
39	22.862	1:36.924	39	35.236	1:19.602	57	40.943	1:11.257	16	51.912	1:18.293	32	53.508	1:12.265
63	24.814	1:38.876	57	37.214	1:12.711	39	46.048	1:18.340	39	57.155	1:16.932	18	1:00.359	1:15.891
81	26.665	1:40.727	63	38.064	1:20.478	63	48.713	1:18.177	63	1:01.408	1:18.520	85	1:01.307	1:17.136
35	28.490	1:42.552	81	40.148	1:20.711	81	51.889	1:19.269	81	1:04.601	1:18.537	16	1:02.328	1:16.476
42	30.143	1:44.205	35	42.584	1:21.322	35	57.038	1:21.982						
57	31.731	1:45.793	42	43.924	1:21.009	42	57.798	1:21.402						
89	32.994	1:47.056	89	49.223	1:23.457	89	1:02.966	1:21.271						
48	34.719	1:48.781	48	50.013	1:22.522	48	1:03.875	1:21.390						

HSCC Classic Racing Car Championship for the Wesprey Castings Trophy

LAP CHART

(contd.)

Lap 6			Lap 7			Lap 8			Lap 9			Lap 10		
No	Behind	Laptime	No	Behind	Laptime	No	Behind	Laptime	No	Behind	Laptime	No	Behind	Laptime
22		1:07.577	22		1:06.852	22		1:06.812	22		1:06.997	22		1:06.670
39	1 LAP	1:18.011	18	1 LAP	1:15.598	30	2.687	1:06.323	25	1 LAP	1:13.299	31	1 LAP	1:12.323
30	1.748	1:07.866	30	3.176	1:08.280	18	1 LAP	1:14.979	32	1 LAP	1:14.179	30	3.172	1:07.327
84	8.190	1:08.465	16	1 LAP	1:18.084	84	12.621	1:07.928	30	2.515	1:06.825	8	1 LAP	1:11.761
63	1 LAP	1:20.529	85	1 LAP	1:21.491	56	14.229	1:07.782	89	2 LAPS	1:24.985	25	1 LAP	1:13.522
56	11.225	1:10.095	84	11.505	1:10.167	87	15.735	1:07.889	48	2 LAPS	1:33.843	32	1 LAP	1:11.811
81	1 LAP	1:20.366	56	13.259	1:08.886	16	1 LAP	1:17.460	84	13.802	1:08.178	20	1 LAP	1:15.861
87	12.318	1:08.719	39	1 LAP	1:19.038	85	1 LAP	1:16.711	56	14.595	1:07.363	84	14.165	1:07.033
62	19.039	1:11.227	87	14.658	1:09.192	62	21.738	1:08.331	87	16.122	1:07.384	56	15.739	1:07.814
27	19.574	1:10.499	62	20.219	1:08.032	27	22.996	1:08.014	18	1 LAP	1:15.596	87	16.567	1:07.115
35	1 LAP	1:22.222	27	21.794	1:09.072	39	1 LAP	1:18.424	62	23.137	1:08.396	89	2 LAPS	1:24.907
48	1 LAP	1:22.666	81	1 LAP	1:20.354	81	1 LAP	1:18.112	27	23.387	1:07.388	27	23.851	1:07.134
1	30.063	1:11.604	63	1 LAP	1:23.799	1	37.899	1:09.882	16	1 LAP	1:17.211	62	24.641	1:08.174
83	31.328	1:10.552	1	34.829	1:11.618	83	39.366	1:10.259	85	1 LAP	1:16.327	18	1 LAP	1:15.292
89	1 LAP	1:23.863	83	35.919	1:11.443	63	1 LAP	1:23.601	39	1 LAP	1:15.696	48	2 LAPS	1:30.460
73	36.200	1:12.068	35	1 LAP	1:20.246	73	45.744	1:11.040	1	40.751	1:09.849	16	1 LAP	1:16.203
46	38.807	1:11.353	73	41.516	1:12.168	12	48.684	1:10.395	83	42.618	1:10.249	85	1 LAP	1:16.421
12	39.903	1:11.365	46	44.822	1:12.867	46	49.048	1:11.038	42	3 LAPS	3:24.493	1	43.222	1:09.141
66	40.114	1:11.432	12	45.101	1:12.050	66	49.249	1:10.864	81	1 LAP	1:18.931	39	1 LAP	1:16.082
4	40.933	1:11.660	66	45.197	1:11.935	35	1 LAP	1:20.401	73	51.293	1:12.546	83	45.984	1:10.036
45	41.299	1:11.744	48	1 LAP	1:22.841	45	51.534	1:11.619	12	52.654	1:10.967	73	57.582	1:12.959
78	42.524	1:11.811	45	46.727	1:12.280	4	52.468	1:11.448	66	53.183	1:10.931	66	57.890	1:11.377
42	1 LAP	1:43.667P	4	47.832	1:13.751	86	52.926	1:10.449	46	54.707	1:12.656	12	58.814	1:12.830
86	46.017	1:10.624	78	48.443	1:12.771	78	53.358	1:11.727	45	55.647	1:11.110	46	59.530	1:11.493
31	52.790	1:14.418	86	49.289	1:10.124	57	1:03.353	1:10.618	86	56.546	1:10.617	86	59.961	1:10.085
8	53.135	1:14.109	89	1 LAP	1:27.167	31	1:04.442	1:11.911	63	1 LAP	1:22.289	4	1:01.265	1:10.508
25	53.931	1:13.409	31	59.343	1:13.405	20	1:06.187	1:12.774	4	57.427	1:11.956	81	1 LAP	1:20.428
20	54.252	1:12.716	57	59.547	1:11.983	8	1:06.903	1:13.674	78	58.565	1:12.204	78	1:02.127	1:10.232
57	54.416	1:10.367	8	1:00.041	1:13.758				35	1 LAP	1:22.443			
32	57.453	1:11.522	20	1:00.225	1:12.825				57	1:06.077	1:09.721			
			25	1:01.009	1:13.930									
			32	1:02.010	1:11.409									

HSCC Classic Racing Car Championship for the Wesprey Castings Trophy

LAP CHART

(contd.)

Lap 11			Lap 12			Lap 13			Lap 14			Lap 15		
No	Behind	Laptime	No	Behind	Laptime	No	Behind	Laptime	No	Behind	Laptime	No	Behind	Laptime
22		1:06.735	22		1:05.922	22		1:06.948	22		1:08.937	22		1:07.295
42	4 LAPS	1:28.054	78	1 LAP	1:11.066	30	1.391	1:06.005	30	0.359	1:07.905	30	0.175	1:07.111
57	1 LAP	1:09.855	30	2.334	1:05.332	12	1 LAP	1:13.675	66	1 LAP	1:13.762	66	1 LAP	1:10.353
30	2.924	1:06.487	57	1 LAP	1:09.617	73	1 LAP	1:13.523	39	2 LAPS	1:17.712	16	2 LAPS	1:18.075
63	2 LAPS	1:23.309	81	2 LAPS	1:17.785	78	1 LAP	1:10.902	12	1 LAP	1:11.305	85	3 LAPS	1:17.699
31	1 LAP	1:13.163	84	16.169	1:08.569	46	1 LAP	1:12.759	89	3 LAPS	1:25.685	12	1 LAP	1:13.576
8	1 LAP	1:11.363	8	1 LAP	1:13.992	4	1 LAP	1:12.722	46	1 LAP	1:13.262	46	1 LAP	1:14.527
32	1 LAP	1:11.861	87	19.084	1:08.087	45	2 LAPS	1:12.777	4	1 LAP	1:13.226	4	1 LAP	1:14.965
35	2 LAPS	1:20.277	31	1 LAP	1:15.718	57	1 LAP	1:09.207	57	1 LAP	1:09.953	57	1 LAP	1:14.979
25	1 LAP	1:12.387	56	19.580	1:09.716	48	3 LAPS	1:36.719	45	2 LAPS	1:14.227	84	17.386	1:09.183
20	1 LAP	1:11.637	32	1 LAP	1:13.277	84	17.118	1:07.897	84	15.498	1:07.317	39	2 LAPS	1:20.566
84	13.522	1:06.092	20	1 LAP	1:12.888	81	2 LAPS	1:18.525	87	21.949	1:08.459	45	2 LAPS	1:15.459
56	15.786	1:06.782	25	1 LAP	1:13.686	87	22.427	1:10.291	8	1 LAP	1:11.646	87	24.205	1:09.551
87	16.919	1:07.087	42	4 LAPS	1:26.687	8	1 LAP	1:13.159	27	26.926	1:08.390	27	27.575	1:07.944
27	25.178	1:08.062	63	2 LAPS	1:22.488	31	1 LAP	1:14.488	81	2 LAPS	1:19.018	89	3 LAPS	1:26.106
62	26.306	1:08.400	27	26.756	1:07.500	32	1 LAP	1:13.846	62	31.633	1:11.965	8	1 LAP	1:12.544
18	1 LAP	1:13.852	35	2 LAPS	1:20.566	20	1 LAP	1:14.063	56	33.720	1:12.526	62	32.055	1:07.717
89	2 LAPS	1:24.793	62	27.865	1:07.481	27	27.473	1:07.665	31	1 LAP	1:15.916	56	35.350	1:08.925
16	1 LAP	1:15.647	18	1 LAP	1:14.399	25	1 LAP	1:14.416	32	1 LAP	1:16.389	81	2 LAPS	1:17.424
1	45.643	1:09.156	1	49.757	1:10.036	62	28.605	1:07.688	20	1 LAP	1:16.854	31	1 LAP	1:13.229
85	1 LAP	1:15.998	83	54.513	1:10.957	56	30.131	1:17.499	25	1 LAP	1:16.433	32	1 LAP	1:12.764
83	49.478	1:10.229	16	1 LAP	1:15.928	63	2 LAPS	1:20.236	48	3 LAPS	1:33.879	20	1 LAP	1:12.791
48	2 LAPS	1:27.025	85	1 LAP	1:16.096	42	4 LAPS	1:30.912	63	2 LAPS	1:18.694	25	1 LAP	1:12.966
39	1 LAP	1:16.271	89	2 LAPS	1:25.638	35	2 LAPS	1:26.276	1	54.699	1:10.377	1	1:02.027	1:14.623
66	1:01.938	1:10.783	39	1 LAP	1:16.185	18	1 LAP	1:14.568	18	1 LAP	1:16.218	63	2 LAPS	1:23.285
12	1:03.059	1:10.980	66	1:05.331	1:09.315	1	53.259	1:10.450	35	2 LAPS	1:20.488	18	1 LAP	1:14.253
73	1:03.413	1:12.566				83	57.763	1:10.198	83	1:00.280	1:11.454	83	1:04.382	1:11.397
86	1:04.888	1:11.662				16	1 LAP	1:16.538	42	4 LAPS	1:25.058	48	3 LAPS	1:34.955
46	1:04.888	1:12.093				85	1 LAP	1:15.681						
4	1:05.211	1:10.681												
45	1 LAP	2:23.382												

HSCC Classic Racing Car Championship for the Wesprey Castings Trophy

LAP CHART

(contd.)

Lap 16			Lap 17			Lap 18			Lap 19			Lap 20		
No	Behind	Laptime	No	Behind	Laptime	No	Behind	Laptime	No	Behind	Laptime	No	Behind	Laptime
30		1:07.239	30		1:05.143	22		1:05.161						
22	0.179	1:07.593	22	0.103	1:05.067	30	0.207	1:05.471						
35	3 LAPS	1:20.415	83	1 LAP	1:10.675	89	4 LAPS	1:24.648						
66	1 LAP	1:10.814	18	2 LAPS	1:14.963	1	1 LAP	1:09.696						
42	5 LAPS	1:24.647	63	3 LAPS	1:18.753	83	1 LAP	1:09.726						
16	2 LAPS	1:15.931	66	1 LAP	1:08.851	18	2 LAPS	1:14.323						
85	3 LAPS	1:15.846	35	3 LAPS	1:18.922	66	1 LAP	1:10.427						
12	1 LAP	1:12.238	84	19.485	1:07.268	84	21.346	1:07.125						
84	17.360	1:07.388	12	1 LAP	1:12.642	63	3 LAPS	1:19.241						
46	1 LAP	1:11.106	57	1 LAP	1:10.438	87	29.530	1:07.850						
57	1 LAP	1:10.470	85	3 LAPS	1:16.425	12	1 LAP	1:11.532						
4	1 LAP	1:11.760	46	1 LAP	1:11.905	57	1 LAP	1:11.001						
45	2 LAPS	1:11.056	87	26.944	1:08.135	46	1 LAP	1:11.205						
87	23.952	1:07.161	48	4 LAPS	1:33.033	4	1 LAP	1:11.025						
27	27.922	1:07.761	4	1 LAP	1:11.073	35	3 LAPS	1:21.858						
39	2 LAPS	1:17.923	16	2 LAPS	1:18.193	27	34.533	1:08.805						
62	32.845	1:08.204	45	2 LAPS	1:11.943	45	2 LAPS	1:12.257						
8	1 LAP	1:09.962	27	30.992	1:08.213	62	37.987	1:07.913						
56	38.004	1:10.068	62	35.338	1:07.636	85	3 LAPS	1:17.347						
32	1 LAP	1:12.239	8	1 LAP	1:10.666	16	2 LAPS	1:17.929						
20	1 LAP	1:13.051	56	40.148	1:07.287	56	43.580	1:08.696						
25	1 LAP	1:12.796	39	2 LAPS	1:16.933	8	1 LAP	1:10.972						
31	1 LAP	1:14.654	32	1 LAP	1:10.292	39	2 LAPS	1:16.683						
89	3 LAPS	1:28.301	20	1 LAP	1:10.661	48	4 LAPS	1:31.632						
81	2 LAPS	1:18.014	42	5 LAPS	1:46.331P	32	1 LAP	1:10.081						
1	1:03.834	1:09.221	25	1 LAP	1:11.572	20	1 LAP	1:10.350						
			31	1 LAP	1:13.543	25	1 LAP	1:11.817						
			81	2 LAPS	1:16.995	31	1 LAP	1:13.043						
						81	2 LAPS	1:16.762						

HSCC Historic Road Sports QUALIFYING - Race 9

POS	NO	CL	NAME	NAT	ENTRY	TIME	LAPS	GAP	MPH
1	52	B	Justin MURPHY		Milano GT Mk1	1:09.907	13		84.40
2	69	C	Andy SHEPHERD		Lotus Seven S2	1:10.034	11	0.127	84.25
3	76	A	Tony HOWARD		Morgan Plus 8	1:10.428	13	0.521	83.77
4	33	Inv	Nigel WEBB		Jaguar XK120	1:10.608	5	0.701	83.56
5	3	A	Martin EDRIDGE		Ford Mustang	1:12.456	6	2.549	81.43
6	54	C	Martin HALLIDAY		Lotus Seven	1:12.465	12	2.558	81.42
7	42	C	Malcolm SANDERS		Lotus Elan S3	1:12.589	12	2.682	81.28
8	12	A	Allan JONES		Jaguar E-Type	1:13.061	13	3.154	80.76
9	60	C	Tom HARRIS		Lotus Elan S2	1:13.415	13	3.508	80.37
10	2	Inv	Michael O'SHEA		Jaguar XK150	1:13.540	13	3.633	80.23
11	19	A	Adam SIMMONDS		Ford Mustang	1:13.766	13	3.859	79.98
12	27	B	Chris BURBURY		Triumph TR5	1:14.146	13	4.239	79.57
13	25	C	David RANDALL		Ginetta G4	1:14.176	7	4.269	79.54
14	71	E	Dick COFFEY		Turner Mk1	1:14.996	13	5.089	78.67
15	32	E	Patrick WARD-BOOTH		Ginetta G4	1:15.068	12	5.161	78.60
16	72	E	Jim GATHERCOLE		MG Midget	1:15.315	12	5.408	78.34
17	24	F	Trevor GROOM		Jaguar XK140	1:15.845	12	5.938	77.79
18	63	B	Colin SHARP		Triumph TR4A	1:15.948	13	6.041	77.69
19	74	A	Robin BATT		Jaguar E-Type	1:16.058	13	6.151	77.57
20	20	B	Rory BELL		Triumph TR5	1:16.259	12	6.352	77.37
21	83	B	David KIRBY		Triumph TR6	1:16.520	13	6.613	77.10
22	26	Inv	Melvin FLOYD		Jaguar XK120	1:16.721	12	6.814	76.90
23	92	E	Michael HARDING		Turner Tatty	1:16.938	8	7.031	76.69
24	39	Inv	Jonathan HARTOP		Alfa 2000GTV	1:17.090	12	7.183	76.53
25	91	C	John WARD		TVR Vixen S2	1:17.328	12	7.421	76.30
26	5	Inv	Richard HACKETT		Jaguar XK120	1:17.790	4	7.883	75.85
27	23	Inv	Graham LOVE		Jaguar XK150	1:17.804	11	7.897	75.83
28	37	Inv	David KREMER		Jaguar XK150	1:18.314	12	8.407	75.34
29	45	D	Matthew NEWMAN		Alfa Romeo Giulia GTV	1:18.804	12	8.897	74.87
30	7	F	Brian ARCULUS		Jaguar XK120	1:19.038	6	9.131	74.65
31	99	Inv	Chris KEEN		Jaguar XK120	1:19.316	12	9.409	74.39
32	36	Inv	Nicholas WILKINS		Jaguar XK120	1:21.056	12	11.149	72.79
33	79	D	Duncan HOLDEN		Triumph GT6 MkII	1:22.127	12	12.220	71.84
34	68	F	Nick ASHMAN		MG TF	1:22.706	11	12.799	71.34
35	53	F	John CHISHOLM		Jaguar XK120	1:22.827	10	12.920	71.23
36	17	F	Chris GAWNE		Lancia Aurelia B20GT	1:26.866	11	16.959	67.92

Cars 99, 24 and 4, 1st, 2nd and 3rd Reserves.

Weather/Track - Cloudy/Dry

These results are provisional until the conclusion of any judicial and technical matters.

Silverstone

Circuit Length = 1.6390 miles.

Start: 12:10 End: 12:25

Clerk of Course:	Stewards:	Timekeeper:
------------------	-----------	-------------

HSCC Historic Road Sports LAP ANALYSIS

2	Michael O'SHEA	Jaguar XK150
1 - 9:29.433	6 - 1:14.425	11 - 1:13.540
2 - 1:21.159	7 - 1:13.571	12 - 1:14.948
3 - 1:19.796	8 - 1:14.174	13 - 1:17.343
4 - 1:15.073	9 - 1:17.949	
5 - 1:15.868	10 - 1:14.853	
3	Martin EDRIDGE	Ford Mustang
1 - 9:34.014	6 - 1:49.119P	
2 - 1:16.817		
3 - 1:15.633		
4 - 1:12.456		
5 - 1:12.838		
5	Richard HACKETT	Jaguar XK120
1 - 9:19.516		
2 - 1:20.229		
3 - 1:17.790		
4 - 1:18.330		
7	Brian ARCULUS	Jaguar XK120
1 - 9:32.621	6 - 1:37.497P	
2 - 1:21.701		
3 - 1:20.371		
4 - 1:19.139		
5 - 1:19.038		
12	Allan JONES	Jaguar E-Type
1 - 9:37.603	6 - 1:13.184	11 - 1:13.864
2 - 1:21.074	7 - 1:13.919	12 - 1:15.195
3 - 1:16.662	8 - 1:13.968	13 - 1:14.680
4 - 1:13.061	9 - 1:17.098	
5 - 1:15.444	10 - 1:14.480	
17	Chris GAWNE	Lancia Aurelia B20GT
1 - 9:37.816	6 - 1:32.274	11 - 1:27.151
2 - 1:34.245	7 - 1:29.030	
3 - 1:28.795	8 - 1:26.866	
4 - 1:27.774	9 - 1:30.718	
5 - 1:28.315	10 - 1:28.214	
19	Adam SIMMONDS	Ford Mustang
1 - 9:30.556	6 - 1:16.386	11 - 1:14.569
2 - 1:19.249	7 - 1:15.614	12 - 1:15.666
3 - 1:17.735	8 - 1:13.766	13 - 1:14.983
4 - 1:15.164	9 - 1:15.629	
5 - 1:16.047	10 - 1:14.694	

HSCC Historic Road Sports LAP ANALYSIS

(contd.)

20	Rory BELL	Triumph TR5
1 - 9:19.184	6 - 1:20.604	11 - 1:16.259
2 - 1:25.272	7 - 1:16.985	12 - 1:16.727
3 - 1:21.750	8 - 1:16.392	
4 - 1:22.136	9 - 1:16.922	
5 - 1:21.644	10 - 1:16.760	
23	Graham LOVE	Jaguar XK150
1 - 9:36.485	6 - 1:20.983	11 - 1:39.379P
2 - 1:21.264	7 - 1:18.697	
3 - 1:19.409	8 - 1:17.804	
4 - 1:18.732	9 - 1:18.740	
5 - 1:20.644	10 - 1:18.133	
24	Trevor GROOM	Jaguar XK140
1 - 9:34.216	6 - 1:15.845	11 - 1:16.856
2 - 1:21.334	7 - 1:16.289	12 - 1:16.255
3 - 1:18.195	8 - 1:16.891	
4 - 1:16.627	9 - 1:16.683	
5 - 1:18.676	10 - 1:17.411	
25	David RANDALL	Ginetta G4
1 - 9:33.976	6 - 1:14.176	
2 - 1:53.288	7 - 1:43.470P	
3 - 1:52.130		
4 - 1:58.895		
5 - 1:46.926		
26	Melvin FLOYD	Jaguar XK120
1 - 9:20.725	6 - 1:17.818	11 - 1:17.254
2 - 1:25.931	7 - 1:18.299	12 - 1:21.323
3 - 1:21.530	8 - 1:18.161	
4 - 1:19.284	9 - 1:16.721	
5 - 1:18.666	10 - 1:17.960	
27	Chris BURBURY	Triumph TR5
1 - 9:28.914	6 - 1:15.610	11 - 1:14.401
2 - 1:18.547	7 - 1:15.503	12 - 1:14.841
3 - 1:15.716	8 - 1:16.962	13 - 1:14.146
4 - 1:15.078	9 - 1:16.317	
5 - 1:16.043	10 - 1:14.643	
32	Patrick WARD-BOOTH	Ginetta G4
1 - 9:39.543	6 - 1:19.284	11 - 1:17.086
2 - 1:31.788	7 - 1:16.001	12 - 1:15.068
3 - 1:20.112	8 - 1:16.322	
4 - 1:18.615	9 - 1:15.148	
5 - 1:19.704	10 - 1:17.439	

Cars 24, 99 and 4, 1st, 2nd and 3rd Reserves.
Weather/Track - Cloudy/Dry

Silverstone
Circuit Length = 1.6390 miles.
Start: 12:10 End: 12:25

HSCC Historic Road Sports LAP ANALYSIS

(contd.)

33	Nigel WEBB	Jaguar XK120
1 - 9:11.419 2 - 1:14.951 3 - 1:10.608 4 - 1:11.427 5 - 1:44.909P		
36	Nicholas WILKINS	Jaguar XK120
1 - 9:18.321 6 - 1:24.576 11 - 1:23.502 2 - 1:23.658 7 - 1:26.308 12 - 1:21.423 3 - 1:21.867 8 - 1:21.056 4 - 1:22.936 9 - 1:22.946 5 - 1:25.847 10 - 1:24.180		
37	David KREMER	Jaguar XK150
1 - 9:16.991 6 - 1:21.243 11 - 1:19.204 2 - 1:22.388 7 - 1:19.370 12 - 1:18.314 3 - 1:19.923 8 - 1:20.821 4 - 1:19.016 9 - 1:18.481 5 - 1:22.617 10 - 1:19.955		
39	Jonathan HARTOP	Alfa 2000GTV
1 - 9:43.710 6 - 1:19.151 11 - 1:18.426 2 - 1:30.233 7 - 1:17.314 12 - 1:17.229 3 - 1:20.720 8 - 1:18.639 4 - 1:17.090 9 - 1:18.793 5 - 1:19.717 10 - 1:17.403		
42	Malcolm SANDERS	Lotus Elan S3
1 - 9:37.337 6 - 1:16.298 11 - 1:13.959 2 - 1:50.156 7 - 1:14.262 12 - 1:13.013 3 - 1:26.098 8 - 1:14.804 4 - 1:16.274 9 - 1:14.280 5 - 1:20.279 10 - 1:12.589		
45	Matthew NEWMAN	Alfa Romeo Giulia GTV
1 - 9:36.130 6 - 1:20.241 11 - 1:20.084 2 - 1:29.971 7 - 1:18.804 12 - 1:18.958 3 - 1:25.113 8 - 1:20.026 4 - 1:24.534 9 - 1:19.119 5 - 1:21.861 10 - 1:19.612		
52	Justin MURPHY	Milano GT Mk1
1 - 9:20.998 6 - 1:16.121 11 - 1:11.067 2 - 1:16.633 7 - 1:11.687 12 - 1:11.790 3 - 1:12.296 8 - 1:09.907 13 - 1:11.132 4 - 1:10.739 9 - 1:10.619 5 - 1:10.176 10 - 1:11.281		

HSCC Historic Road Sports LAP ANALYSIS

(contd.)

53	John CHISHOLM	Jaguar XK120		
1 -	9:33.066	6 -	1:41.067P	
2 -	1:26.507	7 -	2:22.213	
3 -	1:24.936	8 -	1:22.827	
4 -	1:25.171	9 -	1:22.980	
5 -	1:27.371	10 -	1:34.536P	
54	Martin HALLIDAY	Lotus Seven		
1 -	9:41.612	6 -	1:15.777	11 - 1:12.549
2 -	1:29.884	7 -	1:15.104	12 - 1:12.465
3 -	1:19.471	8 -	1:16.245	
4 -	1:17.150	9 -	1:14.004	
5 -	1:20.058	10 -	1:13.247	
60	Tom HARRIS	Lotus Elan S2		
1 -	9:14.754	6 -	1:14.744	11 - 1:14.983
2 -	1:19.578	7 -	1:15.882	12 - 1:13.415
3 -	1:40.716	8 -	1:14.163	13 - 1:13.581
4 -	1:15.835	9 -	1:13.881	
5 -	1:20.430	10 -	1:13.836	
63	Colin SHARP	Triumph TR4A		
1 -	9:23.697	6 -	1:17.284	11 - 1:16.769
2 -	1:24.845	7 -	1:17.176	12 - 1:16.409
3 -	1:20.692	8 -	1:17.030	13 - 1:16.243
4 -	1:17.418	9 -	1:16.695	
5 -	1:17.768	10 -	1:15.948	
68	Nick ASHMAN	MG TF		
1 -	9:42.892	6 -	1:24.527	11 - 1:24.179
2 -	1:31.912	7 -	1:23.226	
3 -	1:26.278	8 -	1:25.129	
4 -	1:24.470	9 -	1:23.227	
5 -	1:25.721	10 -	1:22.706	
69	Andy SHEPHERD	Lotus Seven S2		
1 -	9:11.757	6 -	1:11.275	11 - 1:41.357P
2 -	1:14.261	7 -	1:16.779	
3 -	1:15.415	8 -	1:11.177	
4 -	1:11.513	9 -	1:10.619	
5 -	1:10.100	10 -	1:10.034	
71	Dick COFFEY	Turner Mk1		
1 -	9:23.350	6 -	1:16.179	11 - 1:15.288
2 -	1:22.134	7 -	1:14.996	12 - 1:15.623
3 -	1:15.641	8 -	1:16.754	13 - 1:36.075
4 -	1:16.808	9 -	1:15.962	
5 -	1:17.201	10 -	1:17.111	

Cars 24, 99 and 4, 1st, 2nd and 3rd Reserves.
Weather/Track - Cloudy/Dry

Silverstone
Circuit Length = 1.6390 miles.
Start: 12:10 End: 12:25

HSCC Historic Road Sports LAP ANALYSIS

(contd.)

72	Jim GATHERCOLE	MG Midget
1 - 9:40.642	6 - 1:33.577P	11 - 1:16.747
2 - 1:26.220	7 - 1:42.231	12 - 1:15.673
3 - 1:23.829	8 - 1:17.802	
4 - 1:18.639	9 - 1:15.315	
5 - 1:19.883	10 - 1:20.387	
74	Robin BATT	Jaguar E-Type
1 - 9:16.139	6 - 1:17.538	11 - 1:18.474
2 - 1:20.769	7 - 1:18.701	12 - 1:18.420
3 - 1:18.636	8 - 1:17.932	13 - 1:16.611
4 - 1:16.568	9 - 1:19.427	
5 - 1:16.058	10 - 1:18.596	
76	Tony HOWARD	Morgan Plus 8
1 - 9:13.016	6 - 1:12.651	11 - 1:14.030
2 - 1:14.135	7 - 1:17.569	12 - 1:13.663
3 - 1:11.991	8 - 1:12.406	13 - 1:11.009
4 - 1:11.266	9 - 1:11.178	
5 - 1:11.497	10 - 1:10.428	
79	Duncan HOLDEN	Triumph GT6 MkII
1 - 9:38.658	6 - 1:24.311	11 - 1:22.797
2 - 1:34.029	7 - 1:22.127	12 - 1:56.133P
3 - 1:25.401	8 - 1:22.202	
4 - 1:22.131	9 - 1:24.805	
5 - 1:23.319	10 - 1:24.330	
83	David KIRBY	Triumph TR6
1 - 9:22.922	6 - 1:19.503	11 - 1:17.412
2 - 1:23.004	7 - 1:16.839	12 - 1:16.993
3 - 1:19.079	8 - 1:16.837	13 - 1:34.315
4 - 1:19.056	9 - 1:17.211	
5 - 1:17.218	10 - 1:16.520	
91	John WARD	TVR Vixen S2
1 - 9:25.690	6 - 1:21.633	11 - 1:17.465
2 - 1:24.195	7 - 1:19.117	12 - 1:17.328
3 - 1:21.936	8 - 1:18.924	
4 - 1:17.339	9 - 1:19.512	
5 - 1:27.952	10 - 1:22.136	
92	Michael HARDING	Turner Tatty
1 - X:00.000P	6 - 1:17.492	
2 - 1:49.356	7 - 1:16.938	
3 - 1:26.266	8 - 1:17.372	
4 - 1:21.019		
5 - 1:18.513		

Cars 24, 99 and 4, 1st, 2nd and 3rd Reserves.
Weather/Track - Cloudy/Dry

Silverstone
Circuit Length = 1.6390 miles.
Start: 12:10 End: 12:25

HSCC Historic Road Sports LAP ANALYSIS

(contd.)


99	Chris KEEN	Jaguar XK120	
1 - 9:27.701	6 - 1:21.101	11 - 1:19.712	
2 - 1:25.693	7 - 1:19.316	12 - 1:23.567	
3 - 1:20.380	8 - 1:20.236		
4 - 1:20.060	9 - 1:19.709		
5 - 1:21.682	10 - 1:19.946		

HSCC Historic Road Sports

GRID - Race 9 - Amended

ROW 17	53	YOULE	4	BURTON
ROW 16	68	ASHMAN	17	GAWNE
ROW 15	36	WILKINS	79	HOLDEN
ROW 14	45	NEWMAN	99	KEEN
ROW 13	91	WARD	23	LOVE
ROW 12	92	HARDING	39	HARTOP
ROW 11	83	KIRBY	26	FLOYD
ROW 10	74	BATT	20	BELL
ROW 9	24	GROOM	63	SHARP
ROW 8	32	WARD-BOOTH	72	GATHERCOLE
ROW 7	25	RANDALL	71	COFFEY
ROW 6	19	SIMMONDS	27	BURBURY
ROW 5	60	HARRIS	2	O'SHEA
ROW 4	42	SANDERS	12	JONES
ROW 3	3	EDRIDGE	54	HALLIDAY
ROW 2	76	HOWARD	33	WEBB
ROW 1	52	MURPHY	69	SHEPHERD

POLE



Car 37, 1st Reserve.
Weather/Track - Cloudy/Dry

Silverstone
Circuit Length = 1.6390 miles.
Start: 12:10 End: 12:25

These results are provisional until the conclusion of any judicial and technical matters.

Clerk of Course:	Stewards:	Timekeeper:
------------------	-----------	-------------

HSCC Historic Road Sports

RACE RESULT - Race 9

POS	NO	CL	NAME	NAT	ENTRY	TIME	LAPS	GAP	MPH	BEST
1	33	Inv	Nigel WEBB		Jaguar XK120	15:48.918	13		81.02	1:11.363
2	52	B	Justin MURPHY		Milano GT Mk1	15:50.186	13	1.268	80.91	1:10.982
3	76	A	Tony HOWARD		Morgan Plus 8	15:51.075	13	2.157	80.83	1:11.448
4	3	A	Martin EDRIDGE		Ford Mustang	16:03.376	13	14.458	79.80	1:12.128
5	60	C	Tom HARRIS		Lotus Elan S2	16:05.145	13	16.227	79.65	1:12.374
6	12	A	Allan JONES		Jaguar E-Type	16:07.593	13	18.675	79.45	1:12.703
7	69	C	Andy SHEPHERD		Lotus Seven S2	16:11.625	13	22.707	79.12	1:10.219
8	54	C	Martin HALLIDAY		Lotus Seven	16:15.587	13	26.669	78.80	1:12.928
9	42	C	Malcolm SANDERS		Lotus Elan S3	16:20.542	13	31.624	78.40	1:12.630
10	2	Inv	Michael O'SHEA		Jaguar XK150	16:39.072	13	50.154	76.95	1:14.726
11	92	E	Michael HARDING		Turner Tatty	16:39.821	13	50.903	76.89	1:14.734
12	71	E	Dick COFFEY		Turner Mk1	16:40.503	13	51.585	76.84	1:14.600
13	32	E	Patrick WARD-BOOTH		Ginetta G4	16:42.385	13	53.467	76.69	1:14.603
14	19	A	Adam SIMMONDS		Ford Mustang	16:46.548	13	57.630	76.38	1:14.995
15	27	B	Chris BURBURY		Triumph TR5	16:51.738	13	1:02.820	75.99	1:13.503
16	20	B	Rory BELL		Triumph TR5	16:53.265	13	1:04.347	75.87	1:15.520
17	63	B	Colin SHARP		Triumph TR4A	16:54.178	13	1:05.260	75.80	1:16.085
18	74	A	Robin BATT		Jaguar E-Type	16:58.307	13	1:09.389	75.49	1:15.731
19	23	Inv	Graham LOVE		Jaguar XK150	15:51.411	12	1 LAP	74.60	1:17.024
20	24	F	Trevor GROOM		Jaguar XK140	15:52.062	12	1 LAP	74.55	1:17.321
21	26	Inv	Melvin FLOYD		Jaguar XK120	15:54.019	12	1 LAP	74.40	1:17.079
22	39	Inv	Jonathan HARTOP		Alfa 2000GTV	15:55.078	12	1 LAP	74.32	1:17.200
23	83	B	David KIRBY		Triumph TR6	16:09.125	12	1 LAP	73.24	1:17.361
24	37	Inv	Brian ARCULUS		Jaguar XK150	16:24.162	12	1 LAP	72.12	1:18.923
25	45	D	Matthew NEWMAN		Alfa Romeo Giulia GTV	16:25.492	12	1 LAP	72.02	1:18.583
26	99	Inv	Chris KEEN		Jaguar XK120	16:37.319	12	1 LAP	71.17	1:20.336
27	79	D	Duncan HOLDEN		Triumph GT6 MkII	17:01.201	12	1 LAP	69.50	1:21.680
28	68	F	Nick ASHMAN		MG TF	17:04.569	12	1 LAP	69.27	1:22.905
29	36	Inv	Nicholas WILKINS		Jaguar XK120	17:08.308	12	1 LAP	69.02	1:22.496
30	17	F	Chris GAWNE		Lancia Aurelia B20GT	16:49.656	11	2 LAPS	64.45	1:29.061

NOT CLASSIFIED

53	F	Colin YOULE		Jaguar XK120	15:33.751	11	D.N.F.	69.69	1:22.261
25	C	David RANDALL		Ginetta G4	11:53.154	9	D.N.F.	74.71	1:11.915
91	C	John WARD		TVR Vixen S2	16:42.100	9	N.C.F.	53.16	1:16.257
72	E	Jim GATHERCOLE		MG Midget	5:54.098	4	D.N.F.	67.15	1:16.547

FASTEST LAP

69	C	Andy SHEPHERD		Lotus Seven S2	1:10.219	6	84.02mph	135.23kph
52	B	Justin MURPHY		Milano GT Mk1	1:10.982	9	83.12mph	133.77kph
33	Inv	Nigel WEBB		Jaguar XK120	1:11.363	3	82.68mph	133.06kph
76	A	Tony HOWARD		Morgan Plus 8	1:11.448	12	82.58mph	132.90kph
71	E	Dick COFFEY		Turner Mk1	1:14.600	4	79.09mph	127.28kph
24	F	Trevor GROOM		Jaguar XK140	1:17.321	8	76.31mph	122.80kph
45	D	Matthew NEWMAN		Alfa Romeo Giulia GTV	1:18.583	9	75.08mph	120.83kph

Silverstone
Circuit Length = 1.6390 miles.
Start: 16:58 End: 17:13

Weather/Track - Cloudy/Dry

These results are provisional until the conclusion of any judicial and technical matters.

Clerk of Course:	Stewards:	Timekeeper:
------------------	-----------	-------------

HSCC Historic Road Sports

LAP CHART

Lap 1			Lap 2			Lap 3			Lap 4			Lap 5		
No	Behind	Laptime	No	Behind	Laptime	No	Behind	Laptime	No	Behind	Laptime	No	Behind	Laptime
33		1:21.140	33		1:11.626	33		1:11.363	33		1:11.851	33		1:11.684
69	0.601	1:21.741	76	2.396	1:13.301	76	3.168	1:12.135	76	2.854	1:11.537	76	2.989	1:11.819
76	0.721	1:21.861	42	3.105	1:13.031	42	5.218	1:13.476	69	6.805	1:12.413	69	5.923	1:10.802
42	1.700	1:22.840	3	3.469	1:12.624	52	5.904	1:13.319	3	7.870	1:13.767	52	8.260	1:11.672
3	2.471	1:23.611	52	3.948	1:11.840	3	5.954	1:13.848	52	8.272	1:14.219	3	8.744	1:12.558
60	3.300	1:24.440	60	4.520	1:12.846	69	6.243	1:11.144	60	8.694	1:13.549	60	9.780	1:12.770
12	3.683	1:24.823	12	6.437	1:14.380	60	6.996	1:13.839	42	8.910	1:15.543	25	10.251	1:12.387
52	3.734	1:24.874	69	6.462	1:17.487	12	8.390	1:13.316	12	9.242	1:12.703	17	1 LAP	1:30.894
54	4.630	1:25.770	54	7.052	1:14.048	25	9.247	1:11.915	25	9.548	1:12.152	42	10.476	1:13.250
2	5.934	1:27.074	25	8.695	1:13.504	54	9.506	1:13.817	54	10.583	1:12.928	12	10.928	1:13.370
25	6.817	1:27.957	2	9.109	1:14.801	2	13.706	1:15.960	2	17.015	1:15.160	54	12.148	1:13.249
32	8.095	1:29.235	32	12.604	1:16.135	32	16.678	1:15.437	92	20.394	1:14.734	2	20.954	1:15.623
71	8.386	1:29.526	71	12.979	1:16.219	92	17.511	1:15.227	32	20.630	1:15.803	92	24.128	1:15.418
19	9.042	1:30.182	92	13.647	1:16.006	71	18.100	1:16.484	71	20.849	1:14.600	32	24.851	1:15.905
92	9.267	1:30.407	19	14.969	1:17.553	19	18.944	1:15.338	19	22.492	1:15.399	71	25.019	1:15.854
72	9.972	1:31.112	72	15.301	1:16.955	72	20.485	1:16.547	63	25.536	1:16.085	19	27.008	1:16.200
91	10.314	1:31.454	91	15.496	1:16.808	91	20.617	1:16.484	91	25.810	1:17.044	63	30.453	1:16.601
63	11.254	1:32.394	63	16.212	1:16.584	63	21.302	1:16.453	27	27.028	1:14.883	20	35.636	1:17.254
74	11.258	1:32.398	74	18.025	1:18.393	27	23.996	1:15.368	74	29.973	1:17.263	74	36.079	1:17.790
26	11.971	1:33.111	20	18.177	1:17.301	20	24.005	1:17.191	20	30.066	1:17.912	24	38.116	1:17.656
20	12.502	1:33.642	26	19.441	1:19.096	74	24.561	1:17.899	24	32.144	1:17.413	26	40.045	1:18.809
23	13.058	1:34.198	24	19.937	1:18.063	26	26.177	1:18.099	26	32.920	1:18.594	23	40.554	1:18.731
24	13.500	1:34.640	27	19.991	1:17.089	24	26.582	1:18.008	23	33.507	1:18.194	39	41.709	1:18.860
27	14.528	1:35.668	23	20.888	1:19.456	23	27.164	1:17.639	39	34.533	1:17.938	27	44.456	1:29.112
39	14.777	1:35.917	39	21.959	1:18.808	39	28.446	1:17.850	83	43.701	1:17.937	83	50.935	1:18.918
36	16.466	1:37.606	36	27.336	1:22.496	83	37.615	1:20.080	99	47.211	1:21.135	99	56.618	1:21.091
53	17.105	1:38.245	99	27.862	1:21.534	99	37.927	1:21.428	45	49.252	1:20.202	45	57.412	1:19.844
99	17.954	1:39.094	53	28.573	1:23.094	53	39.922	1:22.712	37	50.424	1:21.395	37	58.376	1:19.636
37	18.637	1:39.777	83	28.898	1:20.990	37	40.880	1:23.121	53	52.161	1:24.090	53	1:05.093	1:24.616
83	19.534	1:40.674	37	29.122	1:22.111	45	40.901	1:22.241	36	52.907	1:23.386	79	1:06.598	1:24.248
45	20.138	1:41.278	45	30.023	1:21.511	36	41.372	1:25.399	79	54.034	1:23.012	36	1:07.452	1:26.229
79	21.570	1:42.710	79	32.556	1:22.612	79	42.873	1:21.680	72	58.118	1:49.484P	68	1:10.177	1:24.473
68	22.743	1:43.883	68	34.211	1:23.094	68	45.753	1:22.905	68	57.388	1:23.486			
17	25.787	1:46.927	17	44.189	1:30.028	17	1:02.994	1:30.168						

HSCC Historic Road Sports LAP CHART

(contd.)

Lap 6			Lap 7			Lap 8			Lap 9			Lap 10		
No	Behind	Laptime	No	Behind	Laptime	No	Behind	Laptime	No	Behind	Laptime	No	Behind	Laptime
33		1:12.419	33		1:16.143	33		1:12.487	33		1:12.061	33		1:11.860
76	2.581	1:12.011	53	1 LAP	1:23.579	99	1 LAP	1:23.236	76	0.569	1:12.439	76	0.309	1:11.600
69	3.723	1:10.219	76	1.015	1:14.577	76	0.191	1:11.663	52	0.712	1:10.982	52	0.512	1:11.660
52	7.016	1:11.175	69	1.758	1:14.178	69	1.778	1:12.507	69	2.722	1:13.005	69	3.331	1:12.469
3	9.425	1:13.100	79	1 LAP	1:24.080	52	1.791	1:11.150	37	1 LAP	1:19.961	17	2 LAPS	1:30.070
60	10.889	1:13.528	52	3.128	1:12.255	3	7.646	1:13.691	45	1 LAP	1:19.719	3	8.891	1:12.788
25	11.396	1:13.564	36	1 LAP	1:25.010	60	8.944	1:13.395	3	7.963	1:12.378	60	11.207	1:13.810
42	12.327	1:14.270	68	1 LAP	1:23.966	12	11.463	1:13.593	60	9.257	1:12.374	37	1 LAP	1:19.281
12	12.705	1:14.196	3	6.442	1:13.160	79	1 LAP	1:22.613	99	1 LAP	1:23.167	45	1 LAP	1:18.583
54	14.393	1:14.664	60	8.036	1:13.290	53	1 LAP	1:24.639	12	12.197	1:12.795	12	13.654	1:13.317
2	26.176	1:17.641	12	10.357	1:13.795	54	14.581	1:14.846	54	16.217	1:13.697	54	17.772	1:13.415
92	27.415	1:15.706	25	11.026	1:15.773	36	1 LAP	1:24.144	91	4 LAPS	5:59.217P	99	1 LAP	1:21.740
32	28.453	1:16.021	54	12.222	1:13.972	68	1 LAP	1:23.483	53	1 LAP	1:22.261	42	28.689	1:14.126
17	1 LAP	1:30.881	42	17.199	1:21.015	25	20.645	1:22.106	79	1 LAP	1:22.680	53	1 LAP	1:23.074
71	29.437	1:16.837	2	26.568	1:16.535	42	20.719	1:16.007	42	26.423	1:17.765	91	4 LAPS	1:25.961
19	32.498	1:17.909	92	27.141	1:15.869	2	30.104	1:16.023	36	1 LAP	1:25.444	79	1 LAP	1:23.673
63	35.603	1:17.569	32	27.543	1:15.233	92	31.097	1:16.443	68	1 LAP	1:24.565	2	37.008	1:16.099
20	39.096	1:15.879	71	28.402	1:15.108	32	31.673	1:16.617	2	32.769	1:14.726	92	38.317	1:16.144
74	41.075	1:17.415	19	32.391	1:16.036	71	31.806	1:15.891	92	34.033	1:14.997	71	38.501	1:15.587
24	43.622	1:17.925	63	36.601	1:17.141	19	34.899	1:14.995	32	34.215	1:14.603	32	38.774	1:16.419
26	46.271	1:18.645	20	40.723	1:17.770	63	40.607	1:16.493	71	34.774	1:15.029	68	1 LAP	1:24.774
23	46.745	1:18.610	74	41.209	1:16.277	20	44.208	1:15.972	19	38.513	1:15.675	36	1 LAP	1:25.020
39	47.938	1:18.648	17	1 LAP	1:29.518	74	46.351	1:17.629	63	44.915	1:16.369	19	42.713	1:16.060
27	48.000	1:15.963	24	45.436	1:17.957	24	50.270	1:17.321	20	47.944	1:15.797	63	49.501	1:16.446
83	57.073	1:18.557	26	47.500	1:17.372	27	50.733	1:15.018	74	50.021	1:15.731	20	51.604	1:15.520
99	1:05.585	1:21.386	27	48.202	1:16.345	26	53.202	1:18.189	27	52.175	1:13.503	74	54.083	1:15.922
45	1:06.439	1:21.446	23	48.252	1:17.650	23	53.489	1:17.724	25	52.380	1:43.796	27	54.192	1:13.877
37	1:06.592	1:20.635	39	49.607	1:17.812	39	54.320	1:17.200	24	57.288	1:19.079	24	1:02.865	1:17.437
			83	59.909	1:18.979	17	1 LAP	1:29.061	26	58.220	1:17.079	23	1:03.929	1:17.024
			37	1:10.084	1:19.635	83	1:05.987	1:18.565	23	58.765	1:17.337	26	1:04.355	1:17.995
			45	1:11.022	1:20.726				39	59.708	1:17.449	39	1:05.076	1:17.228
									83	1:11.287	1:17.361			

HSCC Historic Road Sports LAP CHART

(contd.)

Lap 11			Lap 12			Lap 13			Lap 14			Lap 15		
No	Behind	Laptime	No	Behind	Laptime	No	Behind	Laptime	No	Behind	Laptime	No	Behind	Laptime
33		1:11.736	33		1:12.365	33		1:12.183						
52	0.458	1:11.682	52	0.257	1:12.164	52	1.268	1:13.194						
76	1.318	1:12.745	76	0.401	1:11.448	76	2.157	1:13.939						
69	5.863	1:14.268	3	13.901	1:16.983	23	1 LAP	1:17.086						
83	1 LAP	1:18.985	83	1 LAP	1:19.757	24	1 LAP	1:18.252						
3	9.283	1:12.128	60	15.494	1:14.917	26	1 LAP	1:18.516						
60	12.942	1:13.471	69	15.642	1:22.144	39	1 LAP	1:18.530						
12	15.974	1:14.056	12	17.970	1:14.361	3	14.458	1:12.740						
37	1 LAP	1:20.471	54	25.581	1:15.773	60	16.227	1:12.916						
54	22.173	1:16.137	37	1 LAP	1:19.216	12	18.675	1:12.888						
45	1 LAP	1:21.231	45	1 LAP	1:19.319	83	1 LAP	1:18.322						
17	2 LAPS	1:30.279	42	31.177	1:13.255	69	22.707	1:19.248						
99	1 LAP	1:20.623	99	1 LAP	1:22.549	54	26.669	1:13.271						
42	30.287	1:13.334	17	2 LAPS	1:30.524	42	31.624	1:12.630						
91	4 LAPS	1:19.666	2	46.310	1:16.191	37	1 LAP	1:18.923						
2	42.484	1:17.212	92	47.187	1:16.735	45	1 LAP	1:19.392						
92	42.817	1:16.236	71	48.587	1:16.666	99	1 LAP	1:20.336						
71	44.286	1:17.521	91	4 LAPS	1:19.209	2	50.154	1:16.027						
32	45.476	1:18.438	32	49.884	1:16.773	92	50.903	1:15.899						
53	1 LAP	1:24.638	19	52.323	1:16.858	71	51.585	1:15.181						
79	1 LAP	1:24.867	53	1 LAP	1:22.803	91	4 LAPS	1:16.257						
19	47.830	1:16.853	79	1 LAP	1:21.930	32	53.467	1:15.766						
68	1 LAP	1:23.254	63	59.462	1:17.007	19	57.630	1:17.490						
63	54.820	1:17.055	27	59.800	1:15.141	17	2 LAPS	1:31.306						
36	1 LAP	1:24.792	20	1:00.012	1:16.355	27	1:02.820	1:15.203						
20	56.022	1:16.154	74	1:04.038	1:17.189	20	1:04.347	1:16.518						
27	57.024	1:14.568	68	1 LAP	1:23.442	63	1:05.260	1:17.981						
74	59.214	1:16.867	36	1 LAP	1:24.168	74	1:09.389	1:17.534						
24	1:09.440	1:18.311				79	1 LAP	1:27.096						
23	1:09.955	1:17.762				68	1 LAP	1:23.244						
26	1:11.133	1:18.514				36	1 LAP	1:24.614						
39	1:12.178	1:18.838												