



HISTORIC RACE MEETING

Silverstone National Circuit

16th October 2004



Results Provided by MST Sports Timing Ltd
www.mstworld.com

HSCC 70s Roadsports Championship Race for the Wesprey Castings Trophy

QUALIFYING - RACE 1

POS	NO	CL	DRIVER	NAT	CAR	TIME	LAPS	GAP	MPH
1	7	A	Richard THORNE		Morgan +8	1:25.428	11		69.06
2	69	F	Andy SHEPHERD		Lotus Seven Seies2	1:26.022	11	0.594	68.59
3	54	F	Chris HOLLAND		Lotus seven S4	1:26.411	11	0.983	68.28
4	44	C	Alan HARPER		Lotus Elan S4	1:26.964	11	1.536	67.84
5	1	D2	Adam BAGNALL		Triumph GT6 Mk3	1:27.180	11	1.752	67.68
6	98	Inv	Bob TROTTER		Ford Escort RS	1:28.541	11	3.113	66.64
7	62	D2	James CALVERT		VW Porsche 914/4	1:28.792	10	3.364	66.45
8	43	C	Howard BENTHAM		Lotus Europa	1:28.855	11	3.427	66.40
9	77	A	Andrew SHARP		Porsche 928	1:28.936	11	3.508	66.34
10	3	A	Paul CONWAY		Morgan +8	1:29.409	11	3.981	65.99
11	55	D2	Jason KENNEDY		Lancia Beta Coupe	1:29.418	11	3.990	65.98
12	31	A	Mark BENNETT		MGB GTV8	1:29.459	10	4.031	65.95
13	67	D2	Gordon RUSSELL		Lancia Beta Monte Carlo	1:30.036	11	4.608	65.53
14	14	D1	Jai SHARMA		Lancia Fulvia	1:30.117	10	4.689	65.47
15	29	A	Philip BRIGGS		Porsche 928	1:30.264	10	4.836	65.36
16	96	Inv	Nigel BARNETT		Ford Capri 3000E	1:31.686	11	6.258	64.35
17	39	D2	Jonathan HARTOP		Alfa Romeo 2000GTV	1:32.089	11	6.661	64.07
18	34	D2	Sarah HUTCHISON		Lancia Beta	1:33.151	10	7.723	63.34
19	25	D2	Will FINN		Alfa Romeo GTV 2000	1:33.308	10	7.880	63.23
20	57	D2	Mark OLDFIELD		Alfa Romeo Alfetta GTV	1:33.418	10	7.990	63.16
21	63	D1	Jeremy ANSTEAD		Fiat X19	1:33.526	10	8.098	63.08
22	52	D2	Graham HALL		Alfa Romeo 2000GTV	1:34.210	10	8.782	62.63
23	5	A	Neil CULLEN		Ford Mustang	1:34.418	10	8.990	62.49
24	65	D2	Steve COOKE		Triumph GT6 Mk3	1:35.430	10	10.002	61.83
25	10	D1	Nigel ASHLEY		Alfa Romeo GT Junior	1:36.641	10	11.213	61.05
26	71	Inv	Chris HORNER		Turner Mk1	1:36.916	8	11.488	60.88
27	59	D1	Ralph HARWOOD-PENN		Lancia Fulvia HF	1:37.297	9	11.869	60.64
28	42	C	Ross BRAITHWAITE		Lotus Europa	1:38.943	8	13.515	59.63
29	60	D2	David MARSHALL		Lancia Beta Monte Carlo	1:40.034	9	14.606	58.98

Car 52 - Transponder not working - fix or you will NOT be timed in the Race

Weather / Track : Cloudy / Damp

These results are provisional until the conclusion of any judicial and technical matters.

Silverstone

Circuit Length = 1.6390 miles.

Start: 09:00 End: 09:15

Clerk of Course	Timekeeper:
-----------------	-------------

HSCC 70s Roadsports Championship Race for the Wesprey Castings Trophy

QUALIFYING LAP ANALYSIS - RACE 1

1	Adam BAGNALL	Triumph GT6 Mk3
1 - X:00.000	6 - 1:27.968	11 - 1:28.493
2 - 1:32.799	7 - 1:28.290	
3 - 1:29.988	8 - 1:28.704	
4 - 1:31.799	9 - 1:30.008	
5 - 1:34.041	10 - 1:27.180	
3	Paul CONWAY	Morgan +8
1 - X:00.000	6 - 1:31.983	11 - 1:30.163
2 - 1:38.273	7 - 1:29.633	
3 - 1:35.738	8 - 1:29.409	
4 - 1:32.296	9 - 1:31.804	
5 - 1:30.704	10 - 1:30.351	
5	Neil CULLEN	Ford Mustang
1 - X:00.000	6 - 1:35.660	
2 - 1:50.048	7 - 1:35.178	
3 - 1:38.442	8 - 1:34.685	
4 - 1:37.299	9 - 1:36.325	
5 - 1:41.604	10 - 1:34.418	
7	Richard THORNE	Morgan +8
1 - X:00.000	6 - 1:28.383	11 - 1:26.952
2 - 1:39.308	7 - 1:26.912	
3 - 1:31.353	8 - 1:27.345	
4 - 1:28.420	9 - 1:25.428	
5 - 1:27.729	10 - 1:26.086	
10	Nigel ASHLEY	Alfa Romeo GT Junior
1 - X:00.000	6 - 1:38.406	
2 - 1:47.166	7 - 1:38.024	
3 - 1:40.109	8 - 1:36.641	
4 - 1:39.100	9 - 1:40.954	
5 - 1:41.680	10 - 1:38.106	
14	Jai SHARMA	Lancia Fulvia
1 - X:00.000	6 - 1:34.562	
2 - 1:55.290	7 - 1:34.113	
3 - 1:34.649	8 - 1:32.070	
4 - 1:44.124	9 - 1:31.453	
5 - 1:42.087	10 - 1:30.117	
25	Will FINN	Alfa Romeo GTV 2000
1 - X:00.000	6 - 1:39.212	
2 - 1:54.986	7 - 1:35.235	
3 - 1:40.570	8 - 1:34.425	
4 - 1:38.306	9 - 1:35.067	
5 - 1:39.228	10 - 1:33.308	

Car 52 - Transponder not working - fix or you will NOT be timed in the Race
Weather / Track : Cloudy / Damp

Silverstone
Circuit Length = 1.6390 miles.
Start: 09:00 End: 09:15

HSCC 70s Roadsports Championship Race for the Wesprey Castings Trophy QUALIFYING LAP ANALYSIS - RACE 1

(contd.)

29	Philip BRIGGS	Porsche 928
1 - X:00.000	6 - 1:30.515	
2 - 1:47.630	7 - 1:30.264	
3 - 1:35.930	8 - 1:32.989	
4 - 1:35.310	9 - 1:36.604	
5 - 1:32.506	10 - 1:30.664	
31	Mark BENNETT	MGB GTV8
1 - X:00.000	6 - 1:31.470	
2 - 1:50.621	7 - 1:31.503	
3 - 1:39.007	8 - 1:29.459	
4 - 1:40.685	9 - 1:30.211	
5 - 1:34.720	10 - 1:32.202	
34	Sarah HUTCHISON	Lancia Beta
1 - X:00.000	6 - 1:38.912	
2 - 1:46.508	7 - 1:38.003	
3 - 1:38.531	8 - 1:36.248	
4 - 1:38.506	9 - 1:37.828	
5 - 1:41.806	10 - 1:33.151	
39	Jonathan HARTOP	Alfa Romeo 2000GTV
1 - X:00.000	6 - 1:33.286	11 - 1:46.316
2 - 1:39.714	7 - 1:34.838	
3 - 1:35.024	8 - 1:33.660	
4 - 1:35.540	9 - 1:32.687	
5 - 1:35.350	10 - 1:32.089	
42	Ross BRAITHWAITE	Lotus Europa
1 - X:00.000P	6 - 1:41.658	
2 - 2:06.407	7 - 1:38.943	
3 - 1:48.785	8 - 1:50.618	
4 - 1:58.487		
5 - 1:39.063		
43	Howard BENTHAM	Lotus Europa
1 - X:00.000	6 - 1:32.234	11 - 1:28.855
2 - 1:37.990	7 - 1:29.445	
3 - 1:34.516	8 - 1:29.681	
4 - 1:32.289	9 - 1:32.883	
5 - 1:30.761	10 - 1:30.707	
44	Alan HARPER	Lotus Elan S4
1 - X:00.000	6 - 1:29.455	11 - 1:28.706
2 - 1:32.723	7 - 1:28.290	
3 - 1:29.055	8 - 1:28.227	
4 - 1:40.012	9 - 1:26.964	
5 - 1:31.725	10 - 1:27.425	

Car 52 - Transponder not working - fix or you will NOT be timed in the Race
Weather / Track : Cloudy / Damp

Silverstone
Circuit Length = 1.6390 miles.
Start: 09:00 End: 09:15

HSCC 70s Roadsports Championship Race for the Wesprey Castings Trophy QUALIFYING LAP ANALYSIS - RACE 1

(contd.)

52	Graham HALL	Alfa Romeo 2000GTV
1 - X:00.000	6 - 1:37.275	
2 - 1:45.505	7 - 1:37.849	
3 - 1:38.848	8 - 1:37.129	
4 - 1:36.598	9 - 1:35.899	
5 - 1:35.501	10 - 1:34.210	
54	Chris HOLLAND	Lotus seven S4
1 - X:00.000	6 - 1:27.479	11 - 1:27.106
2 - 1:32.289	7 - 1:27.635	
3 - 1:28.803	8 - 1:27.946	
4 - 1:26.859	9 - 1:26.411	
5 - 1:28.620	10 - 1:27.268	
55	Jason KENNEDY	Lancia Beta Coupe
1 - X:00.000	6 - 1:32.038	11 - 1:29.587
2 - 1:35.088	7 - 1:33.813	
3 - 1:31.605	8 - 1:30.797	
4 - 1:30.794	9 - 1:31.333	
5 - 1:33.357	10 - 1:29.418	
57	Mark OLDFIELD	Alfa Romeo Alfetta GTV
1 - X:00.000	6 - 1:38.774	
2 - 1:50.655	7 - 1:36.674	
3 - 1:38.448	8 - 1:33.418	
4 - 1:36.611	9 - 1:36.790	
5 - 1:39.683	10 - 1:33.989	
59	Ralph HARWOOD-PENN	Lancia Fulvia HF
1 - X:00.000	6 - 1:39.626	
2 - 1:42.292	7 - 1:40.085	
3 - 1:39.900	8 - 1:37.297	
4 - 1:43.717	9 - 2:07.421P	
5 - 1:40.049		
60	David MARSHALL	Lancia Beta Monte Carlo
1 - X:00.000	6 - 1:41.271	
2 - 1:43.900	7 - 1:42.443	
3 - 1:43.091	8 - 1:40.034	
4 - 1:47.610	9 - 1:40.422	
5 - 1:44.199		
62	James CALVERT	VW Porsche 914/4
1 - X:00.000	6 - 1:29.911	
2 - 1:34.112	7 - 1:29.001	
3 - 1:30.638	8 - 1:28.792	
4 - 1:31.157	9 - 1:30.513	
5 - 1:31.888	10 - 1:30.076	

Car 52 - Transponder not working - fix or you will NOT be timed in the Race
Weather / Track : Cloudy / Damp

Silverstone
Circuit Length = 1.6390 miles.
Start: 09:00 End: 09:15

HSCC 70s Roadsports Championship Race for the Wesprey Castings Trophy QUALIFYING LAP ANALYSIS - RACE 1

(contd.)

63	Jeremy ANSTEAD	Fiat X19
1 - X:00.000	6 - 1:39.113	
2 - 1:39.848	7 - 1:34.741	
3 - 1:36.144	8 - 1:35.842	
4 - 1:35.978	9 - 1:33.526	
5 - 1:36.094	10 - 1:34.595	
65	Steve COOKE	Triumph GT6 Mk3
1 - X:00.000	6 - 1:39.934	
2 - 1:48.565	7 - 1:37.013	
3 - 1:42.539	8 - 1:37.511	
4 - 1:41.025	9 - 1:36.398	
5 - 1:41.842	10 - 1:35.430	
67	Gordon RUSSELL	Lancia Beta Monte Carlo
1 - X:00.000	6 - 1:31.836	11 - 1:33.815
2 - 1:39.143	7 - 1:34.180	
3 - 1:34.345	8 - 1:31.985	
4 - 1:32.276	9 - 1:30.154	
5 - 1:33.304	10 - 1:30.036	
69	Andy SHEPHERD	Lotus Seven Seies2
1 - X:00.000	6 - 1:27.707	11 - 1:27.662
2 - 1:30.744	7 - 1:28.039	
3 - 1:28.181	8 - 1:29.271	
4 - 1:28.170	9 - 1:27.716	
5 - 1:26.805	10 - 1:26.022	
71	Chris HORNER	Turner Mk1
1 - X:00.000	6 - 1:41.598	
2 - 1:52.690	7 - 1:41.113	
3 - 1:45.308	8 - 1:36.916	
4 - 1:45.292		
5 - 1:42.734		
77	Andrew SHARP	Porsche 928
1 - X:00.000	6 - 1:29.959	11 - 1:30.305
2 - 1:41.279	7 - 1:30.859	
3 - 1:31.845	8 - 1:29.895	
4 - 1:30.572	9 - 1:28.936	
5 - 1:30.676	10 - 1:29.162	
96	Nigel BARNETT	Ford Capri 3000E
1 - X:00.000	6 - 1:34.759	11 - 1:37.435
2 - 1:37.812	7 - 1:32.966	
3 - 1:35.352	8 - 1:33.168	
4 - 1:34.164	9 - 1:31.686	
5 - 1:33.802	10 - 1:32.427	

Car 52 - Transponder not working - fix or you will NOT be timed in the Race
Weather / Track : Cloudy / Damp

Silverstone
Circuit Length = 1.6390 miles.
Start: 09:00 End: 09:15

HSCC 70s Roadsports Championship Race for the Wesprey Castings Trophy QUALIFYING LAP ANALYSIS - RACE 1

(contd.)


98	Bob TROTTER	Ford Escort RS
1 - X:00.000	6 - 1:30.377	11 - 1:29.792
2 - 1:35.467	7 - 1:28.541	
3 - 1:32.311	8 - 1:32.349	
4 - 1:31.177	9 - 1:30.317	
5 - 1:30.820	10 - 1:29.418	

Car 52 - Transponder not working - fix or you will NOT be timed in the Race
Weather / Track : Cloudy / Damp

HSCC 70s Roadsports Championship Race for the Wesprey Castings Trophy

GRID - RACE 1

ROW 17	60	MARSHALL	
ROW 16		11 WILSON	42 BRAITHWAITE
ROW 15	59	HARWOOD-PENN	19 SMART
ROW 14		33 HALL	71 HORNER
ROW 13	6	KENNEDY	10 ASHLEY
ROW 12		5 CULLEN	65 COOKE
ROW 11	63	ANSTEAD	52 HALL
ROW 10		25 FINN	57 OLDFIELD
ROW 9	39	HARTOP	34 HUTCHISON
ROW 8		29 BRIGGS	96 BARNETT
ROW 7	67	RUSSELL	14 SHARMA
ROW 6		55 KENNEDY	31 BENNETT
ROW 5	77	SHARP	3 CONWAY
ROW 4		62 CALVERT	43 BENTHAM
ROW 3	1	BAGNALL	98 TROTTER
ROW 2		54 HOLLAND	44 HARPER
ROW 1	7	THORNE	69 SHEPHERD
		POLE	



Weather / Track : Cloudy / Damp
 These results are provisional until the conclusion of any judicial and technical matters.

Silverstone
 Circuit Length = 1.6390 miles.
 Start: 09:00 End: 09:15

Clerk of Course		Timekeeper:
-----------------	--	-------------

HSCC Classic Formula 3

QUALIFYING - RACE 2

POS	NO	CL	DRIVER	NAT	CAR	TIME	LAPS	GAP	MPH
1	58	20	Steve MAXTED		Argo JM6	1:13.242	13		80.56
2	77	20	Richard TROTT		Ralt RT1	1:15.705	13	2.463	77.93
3	2	20	Neil DUNKEL		Argo JM3	1:16.970	12	3.728	76.65
4	1	Inv	Paul SMITH		Reynard SF79	1:17.154	12	3.912	76.47
5	53	Inv	Roger PRICE		Delta T79	1:17.192	12	3.950	76.43
6	82	20	John BRADSHAW		Argo JM1	1:17.804	12	4.562	75.83
7	4	20	Paul CAMPFIELD		March 803	1:18.307	12	5.065	75.35
8	17	20	Keith WHITE		Ralt RT1	1:18.617	12	5.375	75.05
9	92	20	Ian JACOBS		Martini MK31	1:19.776	10	6.534	73.96
10	50	20	Julian BALDWIN		March 783	1:20.466	12	7.224	73.32
11	5	20	Paul WYETH		March 793	1:20.685	11	7.443	73.12
12	29	20	Bryan SHAW		March 803	1:21.296	10	8.054	72.57
13	47	20	Ian SMITH		Argo JM6	1:21.799	12	8.557	72.13
14	90	20	Alan PARKER		Chevron B38	1:21.831	5	8.589	72.10
15	54	Inv	Peter RICHARDS		Delta T79	1:22.348	11	9.106	71.65
16	14	20	Iain ROWLEY		March 793	1:23.028	9	9.786	71.06
17	60	Inv	Nigel GRANT		Delta T78	1:23.728	11	10.486	70.47
18	64	Inv	Janet SHERRY		Royale RP27	1:26.233	7	12.991	68.42
19	74	Inv	Seamus DOYLE		Lola T580	1:26.835	11	13.593	67.95
20	43	Inv	Jan LANGDON		Reynard SF78	1:27.784	4	14.542	67.21
21	3	20	John WATSON		March 803	1:34.555	4	21.313	62.40
22	96	16	Gareth WALTERS		Mallock MkIIB	1:36.362	10	23.120	61.23

Cars 14 & 58 Transponders not working - fix or you will NOT be timed in the Race
 Weather / Track : Cloudy / Damp
 These results are provisional until the conclusion of any judicial and technical matters.

Silverstone
 Circuit Length = 1.6390 miles.
 Start: 09:22 End: 09:37

Clerk of Course	Timekeeper:
-----------------	-------------

HSCC Classic Formula 3

QUALIFYING LAP ANALYSIS - RACE 2

1	Paul SMITH	Reynard SF79
1 -	8:26.717	6 - 1:17.209
2 -	1:23.817	7 - 1:18.150
3 -	1:19.815	8 - 1:17.154
4 -	1:19.483	9 - 1:17.480
5 -	1:18.411	10 - 1:18.523
2	Neil DUNKEL	Argo JM3
1 -	7:51.411	6 - 1:16.970
2 -	1:22.439	7 - 1:18.062
3 -	1:22.143	8 - 1:20.348
4 -	1:20.998	9 - 1:33.621
5 -	1:20.584	10 - 1:19.725
3	John WATSON	March 803
1 -	9:28.345P	
2 -	1:43.938	
3 -	1:34.555	
4 -	1:54.949P	
4	Paul CAMPFIELD	March 803
1 -	8:09.905	6 - 1:18.307
2 -	1:31.340	7 - 1:34.394
3 -	1:24.702	8 - 1:20.157
4 -	1:23.738	9 - 1:20.922
5 -	1:21.667	10 - 1:19.980
5	Paul WYETH	March 793
1 -	8:07.137	6 - 1:22.854
2 -	1:32.736	7 - 1:23.307
3 -	1:24.334	8 - 1:20.685
4 -	1:24.483	9 - 1:22.164
5 -	1:25.394	10 - 1:23.212
14	Iain ROWLEY	March 793
1 -	7:59.922	6 - 1:23.584
2 -	1:49.239	7 - 1:23.963
3 -	1:28.168	8 - 1:41.043P
4 -	1:25.486	9 - 4:36.205
5 -	1:23.028	
17	Keith WHITE	Ralt RT1
1 -	8:02.924	6 - 1:19.797
2 -	1:31.178	7 - 1:18.617
3 -	1:26.230	8 - 1:19.264
4 -	1:20.300	9 - 1:20.206
5 -	1:18.659	10 - 1:18.767

Cars 14 & 58 Transponders not working - fix or you will NOT be timed in the Race
Weather / Track : Cloudy / Damp

Silverstone
Circuit Length = 1.6390 miles.
Start: 09:22 End: 09:37

HSCC Classic Formula 3 QUALIFYING LAP ANALYSIS - RACE 2

(contd.)

29	Bryan SHAW	March 803
1 -	8:02.492	6 - 1:22.334
2 -	1:34.464	7 - 1:22.034
3 -	1:28.307	8 - 1:21.526
4 -	1:27.765	9 - 1:21.296
5 -	1:23.635	10 - 1:23.060
43	Jan LANGDON	Reynard SF78
1 -	8:03.206	
2 -	1:30.566	
3 -	1:27.784	
4 -	1:58.044P	
47	Ian SMITH	Argo JM6
1 -	8:06.752	6 - 1:24.583
2 -	1:30.735	7 - 1:26.149
3 -	1:26.289	8 - 1:22.819
4 -	1:25.659	9 - 1:21.799
5 -	1:25.574	10 - 1:22.811
50	Julian BALDWIN	March 783
1 -	7:48.694	6 - 1:21.050
2 -	1:23.918	7 - 1:21.839
3 -	1:21.944	8 - 1:23.932
4 -	1:20.466	9 - 1:41.893
5 -	1:24.126	10 - 1:22.207
53	Roger PRICE	Delta T79
1 -	8:12.245	6 - 1:17.971
2 -	1:35.529	7 - 1:20.129
3 -	1:22.342	8 - 1:18.441
4 -	1:21.918	9 - 1:18.871
5 -	1:20.655	10 - 1:17.719
54	Peter RICHARDS	Delta T79
1 -	8:08.022	6 - 1:23.019
2 -	1:33.125	7 - 1:23.742
3 -	1:27.013	8 - 1:25.525
4 -	1:26.247	9 - 1:23.759
5 -	1:24.916	10 - 1:22.348
58	Steve MAXTED	Argo JM6
1 -	7:52.676	6 - 1:15.695
2 -	1:21.310	7 - 1:16.543
3 -	1:17.015	8 - 1:19.661
4 -	1:15.366	9 - 1:16.352
5 -	1:15.430	10 - 1:15.207

Cars 14 & 58 Transponders not working - fix or you will NOT be timed in the Race
Weather / Track : Cloudy / Damp

Silverstone
Circuit Length = 1.6390 miles.
Start: 09:22 End: 09:37

HSCC Classic Formula 3 QUALIFYING LAP ANALYSIS - RACE 2

(contd.)

60	Nigel GRANT	Delta T78
1 - 8:01.946	6 - 1:27.463	11 - 1:28.261
2 - 1:31.570	7 - 1:28.611	
3 - 1:29.345	8 - 1:23.903	
4 - 1:30.587	9 - 1:24.109	
5 - 1:30.434	10 - 1:23.728	
64	Janet SHERRY	Royale RP27
1 - X:00.000P	6 - 1:27.411	
2 - 1:43.904	7 - 1:28.550	
3 - 1:54.037		
4 - 1:26.233		
5 - 1:27.237		
74	Seamus DOYLE	Lola T580
1 - 8:09.390	6 - 1:28.255	11 - 1:27.393
2 - 1:37.319	7 - 1:32.955	
3 - 1:34.768	8 - 1:29.388	
4 - 1:26.835	9 - 1:27.648	
5 - 1:28.330	10 - 1:27.232	
77	Richard TROTT	Ralt RT1
1 - 7:42.906	6 - 1:18.969	11 - 1:17.241
2 - 1:24.595	7 - 1:16.988	12 - 1:19.861
3 - 1:16.469	8 - 1:21.885	13 - 1:17.703
4 - 1:16.017	9 - 1:18.403	
5 - 1:15.705	10 - 1:18.637	
82	John BRADSHAW	Argo JM1
1 - 7:53.547	6 - 1:18.756	11 - 1:17.856
2 - 1:22.542	7 - 1:19.081	12 - 1:27.988
3 - 1:20.321	8 - 1:20.214	
4 - 1:19.505	9 - 1:18.740	
5 - 1:19.361	10 - 1:17.804	
90	Alan PARKER	Chevron B38
1 - 9:11.402P		
2 - 2:12.880P		
3 - 3:26.322		
4 - 1:21.831		
5 - 1:29.458P		
92	Ian JACOBS	Martini MK31
1 - 8:03.967	6 - 1:32.520	
2 - 1:41.242	7 - 1:21.062	
3 - 1:24.370	8 - 1:21.935	
4 - 1:22.960	9 - 1:20.059	
5 - 1:21.541	10 - 1:19.776	

Cars 14 & 58 Transponders not working - fix or you will NOT be timed in the Race
Weather / Track : Cloudy / Damp

Silverstone
Circuit Length = 1.6390 miles.
Start: 09:22 End: 09:37

HSCC Classic Formula 3 QUALIFYING LAP ANALYSIS - RACE 2

(contd.)

96	Gareth WALTERS	Mallock MkIIB
1 - 8:15.595	6 - 1:39.588	
2 - 1:45.076	7 - 1:37.851	
3 - 1:38.970	8 - 1:36.362	
4 - 1:42.590	9 - 1:38.847	
5 - 1:40.396	10 - 1:45.031	

HSCC Classic Formula 3

GRID - RACE 2

ROW 11	1:36.362 96 WALTERS	1:34.555 3 WATSON
ROW 10	1:27.784 43 LANGDON	1:26.835 74 DOYLE
ROW 9	1:26.233 64 SHERRY	1:23.728 60 GRANT
ROW 8	1:23.028 14 ROWLEY	1:22.348 54 RICHARDS
ROW 7	1:21.831 90 PARKER	1:21.799 47 SMITH
ROW 6	1:21.296 29 SHAW	1:20.685 5 WYETH
ROW 5	1:20.466 50 BALDWIN	1:19.776 92 JACOBS
ROW 4	1:18.617 17 WHITE	1:18.307 4 CAMPFIELD
ROW 3	1:17.804 82 BRADSHAW	1:17.192 53 PRICE
ROW 2	1:17.154 1 SMITH	1:16.970 2 DUNKEL
ROW 1	1:15.705 77 TROTT	1:13.242 58 MAXTED

POLE

Cars 14 & 58 Transponders not working - fix or you will NOT be timed in the Race
 Weather / Track : Cloudy / Damp
 These results are provisional until the conclusion of any judicial and technical matters.

Silverstone
 Circuit Length = 1.6390 miles.
 Start: 09:22 End: 09:37

Clerk of Course		Timekeeper:
-----------------	--	-------------

HSCC Historic Roadsports

QUALIFYING - RACE 3

POS	NO	CL	DRIVER	NAT	CAR	TIME	LAPS	GAP	MPH
1	22	C	John FITZGERALD		Lotus Elan S4	1:27.857	10		67.15
2	73	B	Tony HILL		AC Ace Ford	1:28.046	10	0.189	67.01
3	38	Inv	Richard HAYHOW		Lotus Elan	1:29.055	10	1.198	66.25
4	10	D	Robert BARRIE		Porsche 911S	1:30.307	5	2.450	65.33
5	39	D	Rollo BEALE		Alfa Romeo Giulia Spider Veloce	1:30.641	10	2.784	65.09
6	90	C	Adam ORMANDY		Lotus Elan	1:31.379	9	3.522	64.57
7	15	B	Mike EAGLES		Milano GT Mk1	1:31.946	10	4.089	64.17
8	20	B	Rory BELL		Triumph TR5	1:32.057	9	4.200	64.09
9	63	B	Colin SHARP		Triumph TR4a	1:32.302	9	4.445	63.92
10	76	A	Tony HOWARD		Morgan +8	1:32.332	10	4.475	63.90
11	55	A	Hugo DIXON		Chevrolet Camero	1:32.933	10	5.076	63.49
12	7	Inv	John HILLON		Alfa Romeo Alfetta GTV	1:33.313	10	5.456	63.23
13	54	Inv	Martin HALLIDAY		Lotus 7	1:33.666	10	5.809	62.99
14	16	Inv	Martin BREWER		Jaguar XK150	1:33.714	9	5.857	62.96
15	6	70E	Louise KENNEDY		Lancia Fulvia Sport Zagato	1:35.637	10	7.780	61.69
16	24	F	Trevor GROOM		Jaguar XK140	1:35.866	10	8.009	61.54
17	47	Inv	Patrick FENN		MGB	1:36.085	9	8.228	61.40
18	3	inv	Jonathan HARTOP		Alfa 2000GTV	1:36.191	8	8.334	61.34
19	58	Inv	Jon SHIPMAN		Turner MK2	1:36.559	5	8.702	61.10
20	1	E	Dick COFFEY		Turner Mk1	1:36.647	8	8.790	61.05
21	5	Inv	Richard HACKETT		Jaguar XK120	1:36.677	8	8.820	61.03
22	33	70E	Simon HALL		Fiat X19	1:36.730	9	8.873	60.99
23	21	D	Rebecca RUFF		Porsche 911	1:37.178	8	9.321	60.71
24	19	70E	Jonathan SMART		Lancia Fulvia	1:37.373	9	9.516	60.59
25	78	B	Jonathon RUSHTON		Morgan +4	1:37.499	9	9.642	60.51
26	31	B	James OWEN		Triumph TR5	1:37.602	9	9.745	60.45
27	51	E	Mark WILSON		Ginetta G15	1:37.822	6	9.965	60.31
28	11	70E	Fos WILSON		MG Midget	1:38.293	9	10.436	60.02
29	17	Inv	David HALL		Jaguar XK120 fhc	1:38.426	10	10.569	59.94
30	30	F	Tim BURRETT		Lancia Aurelia B20	1:38.790	10	10.933	59.72
31	37	Inv	David KREMER		Jaguar XK150	1:39.714	9	11.857	59.17
32	26	Inv	Melvyn FLOYD		Jaguar XK120	1:40.305	9	12.448	58.82
33	57	Inv	Glenn TOLLETT		Jaguar XK150	1:40.975	10	13.118	58.43
34	79	D	Duncan HOLDEN		Triumph GT6 MK2	1:41.327	9	13.470	58.23
35	96	Inv	Michael SMITH		Capri 3000E	1:41.753	6	13.896	57.98
36	59	Inv	Tim BEAVIS		Lancia Fulvia HF	1:41.856	8	13.999	57.92
37	32	E	Patrick WARD-BOOTH		Ginetta G4	1:47.090	6	19.233	55.09
38	44	E	Richard LLOYD		Triumph Spitfire	11:54.244	1	10:26.387	8.26

Cars 22 30 39 & 55 Transponders not working - Fix or you will NOT be timed in the Race
 Weather / Track : Cloudy / Damp
 These results are provisional until the conclusion of any judicial and technical matters.

Silverstone
 Circuit Length = 1.6390 miles.
 Start: 09:45 End: 10:05

Clerk of Course	Timekeeper:
-----------------	-------------

HSCC Historic Roadsports QUALIFYING LAP ANALYSIS - RACE 3

1	Dick COFFEY	Turner Mk1
1 - X:00.000	6 - 1:40.669	
2 - 9:08.907	7 - 1:36.647	
3 - 1:40.652	8 - 1:38.682	
4 - 1:39.582		
5 - 1:38.543		
3	Jonathan HARTOP	Alfa 2000GTV
1 - X:00.000	6 - 1:36.895	
2 - 9:07.567	7 - 1:36.191	
3 - 1:41.277	8 - 1:37.634	
4 - 1:37.879		
5 - 1:37.006		
5	Richard HACKETT	Jaguar XK120
1 - X:00.000	6 - 1:40.470	
2 - 9:09.825	7 - 1:40.084	
3 - 1:40.347	8 - 1:40.537	
4 - 1:38.132		
5 - 1:36.677		
6	Louise KENNEDY	Lancia Fulvia Sport Zagato
1 - X:00.000	6 - 1:39.017	
2 - 1:36.924	7 - 1:39.599	
3 - 7:13.059	8 - 1:37.780	
4 - 1:36.548	9 - 1:42.323	
5 - 1:35.637	10 - 1:39.323	
7	John HILLON	Alfa Romeo Alfetta GTV
1 - X:00.000	6 - 1:40.265	
2 - 1:48.227	7 - 1:34.146	
3 - 7:07.497	8 - 1:34.495	
4 - 1:38.925	9 - 1:33.313	
5 - 1:33.481	10 - 1:34.033	
10	Robert BARRIE	Porsche 911S
1 - X:00.000		
2 - 1:39.024		
3 - 7:01.809		
4 - 1:33.004		
5 - 1:30.307		
11	Fos WILSON	MG Midget
1 - X:00.000	6 - 1:39.027	
2 - 1:49.512	7 - 1:41.672	
3 - 7:17.849	8 - 1:38.293	
4 - 1:38.842	9 - 1:38.353	
5 - 1:41.416		

HSCC Historic Roadsports

QUALIFYING LAP ANALYSIS - RACE 3

(contd.)

15	Mike EAGLES	Milano GT Mk1
1 -	X:00.000	6 - 1:35.277
2 -	1:43.202	7 - 1:33.922
3 -	6:59.804	8 - 1:35.678
4 -	1:36.595	9 - 1:43.316
5 -	1:31.946	10 - 1:35.433
16	Martin BREWER	Jaguar XK150
1 -	X:00.000	6 - 1:36.939
2 -	1:47.999	7 - 1:34.286
3 -	7:18.088	8 - 1:34.436
4 -	1:42.878	9 - 1:33.714
5 -	1:35.024	
17	David HALL	Jaguar XK120 fhc
1 -	X:00.000	6 - 1:39.803
2 -	1:43.601	7 - 1:41.286
3 -	7:08.203	8 - 1:42.062
4 -	1:45.624	9 - 1:41.734
5 -	1:38.426	10 - 1:40.830
19	Jonathan SMART	Lancia Fulvia
1 -	X:00.000	6 - 1:38.870
2 -	1:54.522	7 - 1:38.472
3 -	7:16.632	8 - 1:37.373
4 -	1:38.635	9 - 1:37.573
5 -	1:39.866	
20	Rory BELL	Triumph TR5
1 -	X:00.000	6 - 1:36.013
2 -	1:48.408	7 - 1:46.876
3 -	7:29.292	8 - 1:32.057
4 -	1:42.202	9 - 1:33.101
5 -	1:35.296	
21	Rebecca RUFF	Porsche 911
1 -	X:00.000	6 - 1:38.372
2 -	9:14.057	7 - 1:37.849
3 -	1:41.610	8 - 1:37.178
4 -	1:41.513	
5 -	1:42.663	
22	John FITZGERALD	Lotus Elan S4
1 -	X:00.000	6 - 1:33.476
2 -	1:35.976	7 - 1:29.154
3 -	6:59.818	8 - 1:29.577
4 -	1:29.544	9 - 1:29.532
5 -	1:27.857	10 - 1:30.375

Cars 22 30 39 & 55 Transponders not working - Fix or you will NOT be timed in the Race
Weather / Track : Cloudy / Damp

Silverstone
Circuit Length = 1.6390 miles.
Start: 09:45 End: 10:05

HSCC Historic Roadsports

QUALIFYING LAP ANALYSIS - RACE 3

(contd.)

24	Trevor GROOM	Jaguar XK140
1 - X:00.000	6 - 1:37.070	
2 - 1:45.078	7 - 1:37.106	
3 - 7:05.685	8 - 1:35.866	
4 - 1:36.197	9 - 1:36.886	
5 - 1:37.576	10 - 1:43.088	
26	Melvyn FLOYD	Jaguar XK120
1 - X:00.000	6 - 1:45.366	
2 - 1:51.415	7 - 1:45.005	
3 - 7:15.040	8 - 1:42.921	
4 - 1:40.305	9 - 1:40.335	
5 - 1:46.551		
30	Tim BURRETT	Lancia Aurelia B20
1 - X:00.000	6 - 1:40.025	
2 - 1:44.390	7 - 1:39.023	
3 - 7:10.232	8 - 1:42.625	
4 - 1:39.014	9 - 1:38.790	
5 - 1:39.640	10 - 1:40.281	
31	James OWEN	Triumph TR5
1 - X:00.000	6 - 1:42.149	
2 - 1:56.694	7 - 1:40.392	
3 - 7:19.432	8 - 1:37.602	
4 - 1:59.155	9 - 1:48.119	
5 - 1:47.551		
32	Patrick WARD-BOOTH	Ginetta G4
1 - X:00.000	6 - 2:06.339P	
2 - 1:47.090		
3 - 7:25.691		
4 - 1:52.198		
5 - 1:55.451		
33	Simon HALL	Fiat X19
1 - X:00.000	6 - 1:40.300	
2 - 1:54.826	7 - 1:43.504	
3 - 7:19.736	8 - 1:40.503	
4 - 1:44.569	9 - 1:36.730	
5 - 1:39.437		
37	David KREMER	Jaguar XK150
1 - X:00.000	6 - 1:40.095	
2 - 1:43.591	7 - 1:39.714	
3 - 7:07.075	8 - 1:45.252	
4 - 1:42.606	9 - 1:41.039	
5 - 1:41.529		

Cars 22 30 39 & 55 Transponders not working - Fix or you will NOT be timed in the Race
Weather / Track : Cloudy / Damp

Silverstone
Circuit Length = 1.6390 miles.
Start: 09:45 End: 10:05

HSCC Historic Roadsports

QUALIFYING LAP ANALYSIS - RACE 3

(contd.)

38	Richard HAYHOW	Lotus Elan
1 - X:00.000	6 - 1:34.353	
2 - 1:42.422	7 - 1:30.751	
3 - 7:02.484	8 - 1:29.856	
4 - 1:29.318	9 - 1:30.455	
5 - 1:29.980	10 - 1:29.055	
39	Rollo BEALE	Alfa Romeo Giulia Spider Veloce
1 - X:00.000	6 - 1:38.036	
2 - 1:44.396	7 - 1:38.655	
3 - 7:06.007	8 - 1:30.641	
4 - 1:38.328	9 - 1:33.781	
5 - 1:32.472	10 - 1:32.928	
44	Richard LLOYD	Triumph Spitfire
1 - X:00.000		
47	Patrick FENN	MGB
1 - X:00.000	6 - 1:38.102	
2 - 1:48.644	7 - 1:40.604	
3 - 7:20.467	8 - 1:36.492	
4 - 1:44.284	9 - 1:36.085	
5 - 1:38.950		
51	Mark WILSON	Ginetta G15
1 - X:00.000	6 - 1:37.822	
2 - 1:48.247		
3 - 7:18.746		
4 - 1:46.247		
5 - 1:39.081		
54	Martin HALLIDAY	Lotus 7
1 - X:00.000	6 - 1:39.157	
2 - 1:44.771	7 - 1:33.666	
3 - 7:06.010	8 - 1:34.242	
4 - 1:42.477	9 - 1:36.296	
5 - 1:35.300	10 - 1:38.093	
55	Hugo DIXON	Chevrolet Camaro
1 - X:00.000	6 - 1:32.933	
2 - 1:45.959	7 - 1:35.841	
3 - 6:57.269	8 - 1:34.640	
4 - 1:33.563	9 - 1:49.461	
5 - 1:33.204	10 - 1:36.761	

Cars 22 30 39 & 55 Transponders not working - Fix or you will NOT be timed in the Race
Weather / Track : Cloudy / Damp

Silverstone
Circuit Length = 1.6390 miles.
Start: 09:45 End: 10:05

HSCC Historic Roadsports

QUALIFYING LAP ANALYSIS - RACE 3

(contd.)

57	Glenn TOLLETT	Jaguar XK150
1 - X:00.000	6 - 1:43.321	
2 - 1:41.448	7 - 1:42.538	
3 - 7:08.271	8 - 1:42.291	
4 - 1:40.975	9 - 1:41.913	
5 - 1:43.242	10 - 1:45.140	
58	Jon SHIPMAN	Turner MK2
1 - X:00.000		
2 - 1:40.704		
3 - 7:26.747		
4 - 1:36.559		
5 - 1:38.396		
59	Tim BEAVIS	Lancia Fulvia HF
1 - X:00.000	6 - 1:41.932	
2 - 9:34.760	7 - 1:41.856	
3 - 1:49.340	8 - 1:43.067	
4 - 1:46.625		
5 - 1:44.577		
63	Colin SHARP	Triumph TR4a
1 - X:00.000	6 - 1:36.087	
2 - 1:40.748	7 - 1:37.581	
3 - 7:47.304	8 - 1:32.302	
4 - 1:34.912	9 - 1:32.434	
5 - 1:34.603		
73	Tony HILL	AC Ace Ford
1 - X:00.000	6 - 1:49.360P	
2 - 1:37.604	7 - 1:48.761	
3 - 7:07.115	8 - 1:31.532	
4 - 1:28.046	9 - 1:31.206	
5 - 1:31.574	10 - 1:35.164	
76	Tony HOWARD	Morgan +8
1 - X:00.000	6 - 1:35.949	
2 - 1:46.564	7 - 1:32.754	
3 - 7:19.425	8 - 1:32.332	
4 - 1:44.232	9 - 1:33.230	
5 - 1:34.542	10 - 1:32.637	
78	Jonathon RUSHTON	Morgan +4
1 - X:00.000	6 - 1:37.975	
2 - 1:48.142	7 - 1:41.562	
3 - 7:20.420	8 - 1:37.499	
4 - 1:44.018	9 - 1:40.173	
5 - 1:41.278		

HSCC Historic Roadsports

QUALIFYING LAP ANALYSIS - RACE 3

(contd.)

79	Duncan HOLDEN	Triumph GT6 MK2
1 - X:00.000	6 - 1:43.518	
2 - 1:41.692	7 - 1:41.327	
3 - 7:10.803	8 - 1:43.962	
4 - 1:49.460	9 - 1:43.860	
5 - 1:44.767		
90	Adam ORMANDY	Lotus Elan
1 - X:00.000	6 - 1:46.981	
2 - 1:34.895	7 - 1:31.379	
3 - 8:21.052	8 - 1:44.428	
4 - 1:37.599	9 - 1:31.947	
5 - 1:34.558		
96	Michael SMITH	Capri 3000E
1 - X:00.000	6 - 1:59.373P	
2 - 1:49.260		
3 - 7:17.958		
4 - 1:41.753		
5 - 1:44.583		

HSCC Legends Racing Historic Formula Ford

QUALIFYING - RACE 4

POS	NO	CL	DRIVER	NAT	CAR	TIME	LAPS	GAP	MPH
1	87		Nelson ROWE		Crossle 20F	1:20.473	11		73.32
2	42		Nigel BANCROFT		Crossle 20F	1:21.180	12	0.707	72.68
3	8		John GOLDSMITH		Macon MR8B	1:22.235	12	1.762	71.75
4	30		Neil GLOVER		Macon Mk8	1:22.654	12	2.181	71.38
5	77		Chris SHARPLES		Palliser WDF1	1:22.826	12	2.353	71.23
6	27		Dick DIXON		Lotus 61	1:23.150	11	2.677	70.96
7	57		David WILD		Macon MR8	1:23.329	12	2.856	70.80
8	80	N	Paul DRAYSON		Merlyn Mk 20	1:23.534	10	3.061	70.63
9	53		Martin HIBBERT		Merlyn Mk20A	1:24.048	12	3.575	70.20
10	44		John BLADON		Merlyn Mk11A	1:24.144	12	3.671	70.12
11	10		Matthew MCMULLEN		Merlyn Mk20	1:24.543	11	4.070	69.79
12	47		Tony DEMPSTER		Lola T200	1:24.732	11	4.259	69.63
13	48		Crispin SCHLAEFLI		Macon MR8	1:24.853	12	4.380	69.53
14	99	N	Gregory THORNTON		Titan Mk4	1:24.978	11	4.505	69.43
15	91	N	Alastair GARRATT		Lola T200	1:24.985	11	4.512	69.42
16	21		Neil BOWMAN		Macon MR7B	1:25.095	11	4.622	69.33
17	85		C.LILLINGSTONE-PRICE		Merlyn Mk11	1:25.449	11	4.976	69.05
18	59		Terence TUMBER		Lola T200	1:25.997	11	5.524	68.61
19	39		Michael RICHINGS		Alesis 15	1:26.531	11	6.058	68.18
20	78		John SYKES		Merlyn Mk11A	1:26.539	11	6.066	68.18
21	90	N	Henry SCOTT		Lola T200	1:27.009	11	6.536	67.81
22	46		Mike BROMLEY		Merlyn Mk11A	1:27.360	11	6.887	67.54
23	58		Terry VAN DER ZEE		Nike Mk4	1:27.474	11	7.001	67.45
24	96	N	Andrew GARSIDE		Alexis Mk14	1:29.294	10	8.821	66.07
25	97	N	Alan HICKS		Lotus 61	1:31.292	10	10.819	64.63
26	89		Gary CRITCHER		Nike Mk4/6	1:31.349	10	10.876	64.59

Cars 42 & 80 - Transponders not working - Fix or you will NOT be timed in the Race

Weather / Track : Cloudy / Damp

These results are provisional until the conclusion of any judicial and technical matters.

Silverstone

Circuit Length = 1.6390 miles.

Start: 10:14 End: 10:29

Clerk of Course	Timekeeper:
-----------------	-------------

HSCC Legends Racing Historic Formula Ford QUALIFYING LAP ANALYSIS - RACE 4

8	John GOLDSMITH	Macon MR8B
1 - X:00.000	6 - 1:22.757	11 - 1:26.644
2 - 1:24.067	7 - 1:24.586	12 - 1:22.987
3 - 1:24.222	8 - 1:24.513	
4 - 1:23.129	9 - 1:24.075	
5 - 1:22.235	10 - 1:24.992	
10	Matthew MCMULLEN	Merlyn Mk20
1 - X:00.000	6 - 1:29.113	11 - 1:26.441
2 - 1:30.439	7 - 1:24.543	
3 - 1:28.069	8 - 1:25.128	
4 - 1:26.682	9 - 1:25.560	
5 - 1:26.194	10 - 1:27.552	
21	Neil BOWMAN	Macon MR7B
1 - X:00.000	6 - 1:26.777	11 - 1:25.481
2 - 1:28.018	7 - 1:30.790	
3 - 1:26.745	8 - 1:25.095	
4 - 1:26.099	9 - 1:26.742	
5 - 1:48.121	10 - 1:25.868	
27	Dick DIXON	Lotus 61
1 - X:00.000	6 - 1:25.615	11 - 1:23.150
2 - 1:33.478	7 - 1:26.112	
3 - 1:25.744	8 - 1:23.926	
4 - 1:31.565	9 - 1:31.370	
5 - 1:27.025	10 - 1:23.719	
30	Neil GLOVER	Macon Mk8
1 - X:00.000	6 - 1:22.802	11 - 1:23.945
2 - 1:30.161	7 - 1:23.706	12 - 1:23.716
3 - 1:25.584	8 - 1:23.342	
4 - 1:23.304	9 - 1:22.654	
5 - 1:22.838	10 - 1:23.921	
39	Michael RICHINGS	Alesis 15
1 - X:00.000	6 - 1:29.468	11 - 1:26.531
2 - 2:09.040	7 - 1:27.258	
3 - 1:32.011	8 - 1:27.234	
4 - 1:31.155	9 - 1:26.986	
5 - 1:31.710	10 - 1:27.907	
42	Nigel BANCROFT	Crossle 20F
1 - X:00.000	6 - 1:22.652	11 - 1:21.817
2 - 1:23.969	7 - 1:24.949	12 - 1:21.538
3 - 1:22.016	8 - 1:21.698	
4 - 1:21.180	9 - 1:22.873	
5 - 1:21.237	10 - 1:23.554	

HSCC Legends Racing Historic Formula Ford

QUALIFYING LAP ANALYSIS - RACE 4

(contd.)

44	John BLADON	Merlyn Mk11A
1 - X:00.000	6 - 1:26.959	11 - 1:25.304
2 - 1:29.900	7 - 1:24.265	12 - 1:30.507
3 - 1:25.666	8 - 1:24.144	
4 - 1:24.216	9 - 1:25.022	
5 - 1:25.710	10 - 1:25.378	
46	Mike BROMLEY	Merlyn Mk11A
1 - X:00.000	6 - 1:43.565	11 - 1:27.360
2 - 1:32.833	7 - 1:28.371	
3 - 1:29.454	8 - 1:29.834	
4 - 1:29.057	9 - 1:30.742	
5 - 1:29.218	10 - 1:31.612	
47	Tony DEMPSTER	Lola T200
1 - X:00.000	6 - 1:27.285	11 - 1:30.014
2 - 1:33.335	7 - 1:33.585	
3 - 1:45.067	8 - 1:38.103	
4 - 1:28.902	9 - 1:24.732	
5 - 1:28.927	10 - 1:45.233	
48	Crispin SCHLAEFLI	Macon MR8
1 - X:00.000	6 - 1:27.131	11 - 1:25.714
2 - 1:30.634	7 - 1:26.746	12 - 1:37.190
3 - 1:27.954	8 - 1:24.969	
4 - 1:26.482	9 - 1:24.853	
5 - 1:25.508	10 - 1:26.149	
53	Martin HIBBERT	Merlyn Mk20A
1 - X:00.000	6 - 1:25.575	11 - 1:25.839
2 - 1:26.981	7 - 1:26.454	12 - 1:24.048
3 - 1:24.829	8 - 1:27.724	
4 - 1:25.407	9 - 1:25.592	
5 - 1:25.335	10 - 1:24.483	
57	David WILD	Macon MR8
1 - X:00.000	6 - 1:24.948	11 - 1:23.433
2 - 1:29.316	7 - 1:24.418	12 - 1:34.692
3 - 1:28.619	8 - 1:23.779	
4 - 1:26.015	9 - 1:23.329	
5 - 1:24.906	10 - 1:23.809	
58	Terry VAN DER ZEE	Nike Mk4
1 - X:00.000	6 - 1:31.052	11 - 1:27.474
2 - 1:33.488	7 - 1:30.875	
3 - 1:29.432	8 - 1:28.884	
4 - 1:28.964	9 - 1:28.400	
5 - 1:30.196	10 - 1:27.589	

Cars 42 & 80 - Transponders not working - Fix or you will NOT be timed in the Race
Weather / Track : Cloudy / Damp

Silverstone
Circuit Length = 1.6390 miles.
Start: 10:14 End: 10:29

HSCC Legends Racing Historic Formula Ford

QUALIFYING LAP ANALYSIS - RACE 4

(contd.)

59	Terence TUMBER	Lola T200
1 - X:00.000	6 - 1:27.676	11 - 1:25.997
2 - 1:34.509	7 - 1:28.146	
3 - 1:28.088	8 - 1:29.105	
4 - 1:26.703	9 - 1:28.587	
5 - 1:39.330	10 - 1:27.765	
77	Chris SHARPLES	Palliser WDF1
1 - X:00.000	6 - 1:25.488	11 - 1:24.332
2 - 1:24.158	7 - 1:26.600	12 - 1:24.148
3 - 1:22.866	8 - 1:25.893	
4 - 1:22.826	9 - 1:24.561	
5 - 1:22.961	10 - 1:23.432	
78	John SYKES	Merlyn Mk11A
1 - X:00.000	6 - 1:28.853	11 - 1:26.818
2 - 1:28.309	7 - 1:30.058	
3 - 1:33.739	8 - 1:27.993	
4 - 1:28.647	9 - 1:28.164	
5 - 1:30.402	10 - 1:26.539	
80	Paul DRAYSON	Merlyn Mk 20
1 - X:00.000	6 - 2:17.618	
2 - 1:33.967	7 - 1:26.083	
3 - 1:26.076	8 - 1:24.367	
4 - 1:23.534	9 - 1:24.632	
5 - 2:28.615P	10 - 1:26.960	
85	C.LILLINGSTONE-PRICE	Merlyn Mk11
1 - X:00.000	6 - 1:26.667	11 - 1:26.250
2 - 1:27.560	7 - 1:38.630	
3 - 1:26.587	8 - 1:26.154	
4 - 1:26.670	9 - 1:41.240	
5 - 1:25.449	10 - 1:26.124	
87	Nelson ROWE	Crossle 20F
1 - X:00.000	6 - 1:21.829	11 - 2:41.112
2 - 1:22.359	7 - 1:26.002	
3 - 1:21.994	8 - 1:20.535	
4 - 1:20.473	9 - 1:21.501	
5 - 1:20.762	10 - 1:29.373P	
89	Gary CRITCHER	Nike Mk4/6
1 - X:00.000	6 - 1:42.935	
2 - 1:38.650	7 - 1:34.684	
3 - 1:47.197P	8 - 1:31.349	
4 - 2:20.118	9 - 1:33.513	
5 - 1:32.200	10 - 1:32.388	

Cars 42 & 80 - Transponders not working - Fix or you will NOT be timed in the Race
Weather / Track : Cloudy / Damp

Silverstone
Circuit Length = 1.6390 miles.
Start: 10:14 End: 10:29

HSCC Legends Racing Historic Formula Ford

QUALIFYING LAP ANALYSIS - RACE 4

(contd.)


90	Henry SCOTT	Lola T200
1 - X:00.000	6 - 1:27.979	11 - 1:27.809
2 - 1:35.989	7 - 1:27.641	
3 - 1:28.594	8 - 1:27.609	
4 - 1:28.065	9 - 1:28.046	
5 - 1:27.779	10 - 1:27.009	
91	Alastair GARRATT	Lola T200
1 - X:00.000	6 - 2:14.701	11 - 1:25.377
2 - 1:32.806	7 - 1:28.131	
3 - 1:30.560	8 - 1:27.211	
4 - 1:26.048	9 - 1:24.985	
5 - 1:26.093	10 - 1:25.216	
96	Andrew GARSIDE	Alexis Mk14
1 - X:00.000	6 - 1:46.031	
2 - 1:34.686	7 - 1:31.001	
3 - 1:30.098	8 - 1:29.294	
4 - 1:30.692	9 - 1:47.052	
5 - 1:31.254	10 - 1:33.346	
97	Alan HICKS	Lotus 61
1 - X:00.000	6 - 1:35.481	
2 - 1:53.983	7 - 1:39.940	
3 - 1:35.826	8 - 1:32.499	
4 - 1:31.715	9 - 1:33.162	
5 - 1:38.002	10 - 1:31.292	
99	Gregory THORNTON	Titan Mk4
1 - X:00.000	6 - 1:26.856	11 - 1:25.053
2 - 1:33.142	7 - 1:25.467	
3 - 1:40.616	8 - 1:28.186	
4 - 1:27.206	9 - 1:29.825	
5 - 1:27.226	10 - 1:24.978	

HSCC Legends Racing Historic Formula Ford

GRID - RACE 4

ROW 13	1:31.349 89 CRITCHER	1:31.292 97 HICKS
ROW 12	1:29.294 96 GARSIDE	1:27.474 58 VAN DER ZEE
ROW 11	1:27.360 46 BROMLEY	1:27.009 90 SCOTT
ROW 10	1:26.539 78 SYKES	1:26.531 39 RICHINGS
ROW 9	1:25.997 59 TUMBER	1:25.449 85 C.LILLINGSTONE-PRICE
ROW 8	1:25.095 21 BOWMAN	1:24.985 91 GARRATT
ROW 7	1:24.978 99 THORNTON	1:24.853 48 SCHLAEFLI
ROW 6	1:24.732 47 DEMPSTER	1:24.543 10 MCMULLEN
ROW 5	1:24.144 44 BLADON	1:24.048 53 HIBBERT
ROW 4	1:23.534 80 DRAYSON	1:23.329 57 WILD
ROW 3	1:23.150 27 DIXON	1:22.826 77 SHARPLES
ROW 2	1:22.654 30 GLOVER	1:22.235 8 GOLDSMITH
ROW 1	1:21.180 42 BANCROFT	1:20.473 87 ROWE

POLE



Cars 42 & 80 - Transponders not working - Fix or you will NOT be timed in the Race

Weather / Track : Cloudy / Damp

These results are provisional until the conclusion of any judicial and technical matters.

Silverstone

Circuit Length = 1.6390 miles.

Start: 10:14 End: 10:29

Clerk of Course

Timekeeper:

Vredestein JEC Jaguar XK

QUALIFYING - RACE 5

POS	NO	CL	DRIVER	NAT	CAR	TIME	LAPS	GAP	MPH
1	1	D	Graeme DODD		Jaguar XK120	1:24.613	11		69.73
2	16	C	John ROBERTS		Jaguar XK150	1:29.333	11	4.720	66.04
3	33	D	Nigel WEBB		Jaguar XK120	1:30.894	11	6.281	64.91
4	24	A	Trevor GROOM		Jaguar XK140 fhc	1:31.026	11	6.413	64.82
5	6	D	Peter SUGDEN		Jaguar XK120	1:31.482	11	6.869	64.49
6	3	C	Rob NEWALL		Jaguar XK120 fhc	1:31.786	11	7.173	64.28
7	2	C	Chris KEITH-LUCAS		Jaguar XK120	1:32.757	10	8.144	63.61
8	5	D	Richard HACKETT		Jaguar XK120	1:32.921	11	8.308	63.49
9	20	C	Michael O'SHEA		Jaguar XK150S	1:32.995	10	8.382	63.44
10	38	B	Kevin ZWOLINSKI		Jaguar XK140 fhc	1:33.482	7	8.869	63.11
11	37	B	David KREMER		Jaguar XK150 fhc	1:33.802	11	9.189	62.90
12	7	D	Brian ARCULUS		Jaguar XK120	1:34.067	10	9.454	62.72
13	17	C	David HALL		Jaguar XK120 fhc	1:34.228	10	9.615	62.61
14	42	B	Geoff OTTLEY		Jaguar XK120	1:34.284	11	9.671	62.58
15	29	C	Mark GIBBON		Jaguar XK120	1:34.667	10	10.054	62.32
16	99	C	Chris KEEN		Jaguar XK120	1:35.274	10	10.661	61.93
17	14	C	Colin YOULE		Jaguar XK120	1:35.861	9	11.248	61.55
18	30	D	Steve SKIPWORTH		Jaguar XK120	1:36.775	9	12.162	60.97
19	19	C	Robin BATT		Jaguar XK140 fhc	1:36.936	10	12.323	60.86
20	36	C	Nicholas WILKINS		Jaguar XK120	1:38.938	10	14.325	59.63
21	67	B	Mark POTTER		Jaguar XK150	1:39.609	10	14.996	59.23
22	31	B	Roger WOODBRIDGE		Jaguar XK120	1:39.831	9	15.218	59.10
23	23	C	Graham LOVE		Jaguar XK150	1:39.997	10	15.384	59.00
24	47	C	Chris LUNN		Jaguar XK120	1:40.415	10	15.802	58.76

Weather / Track : Cloudy / Damp

These results are provisional until the conclusion of any judicial and technical matters.

Silverstone

Circuit Length = 1.6390 miles.

Start: 10:34 End: 10:449

Clerk of Course	Timekeeper:
-----------------	-------------

Vredestein JEC Jaguar XK QUALIFYING LAP ANALYSIS - RACE 5

1	Graeme DODD	Jaguar XK120
1 - 5:35.267	6 - 1:26.177	11 - 1:27.179
2 - 1:25.778	7 - 1:26.524	
3 - 1:24.881	8 - 1:26.027	
4 - 1:24.613	9 - 1:27.254	
5 - 1:25.544	10 - 1:26.142	
2	Chris KEITH-LUCAS	Jaguar XK120
1 - 6:04.945	6 - 1:33.438	
2 - 1:44.902	7 - 1:33.146	
3 - 1:35.644	8 - 1:33.691	
4 - 1:35.899	9 - 1:33.518	
5 - 1:34.451	10 - 1:32.757	
3	Rob NEWALL	Jaguar XK120 fhc
1 - 5:23.007	6 - 1:32.121	11 - 1:31.786
2 - 1:32.954	7 - 1:34.539	
3 - 1:32.206	8 - 1:33.645	
4 - 1:32.006	9 - 1:32.367	
5 - 1:32.410	10 - 1:32.509	
5	Richard HACKETT	Jaguar XK120
1 - 5:34.024	6 - 1:33.943	11 - 1:34.798
2 - 1:34.888	7 - 1:34.655	
3 - 1:33.910	8 - 1:36.174	
4 - 1:32.921	9 - 1:35.467	
5 - 1:33.433	10 - 1:34.909	
6	Peter SUGDEN	Jaguar XK120
1 - 5:26.916	6 - 1:33.323	11 - 1:33.659
2 - 1:34.470	7 - 1:33.749	
3 - 1:31.482	8 - 1:35.102	
4 - 1:33.632	9 - 1:32.678	
5 - 1:32.502	10 - 1:33.775	
7	Brian ARCULUS	Jaguar XK120
1 - 5:36.671	6 - 1:36.850	
2 - 1:37.444	7 - 1:36.227	
3 - 1:46.147	8 - 1:35.847	
4 - 1:36.585	9 - 1:34.067	
5 - 1:42.138	10 - 1:34.618	
14	Colin YOULE	Jaguar XK120
1 - 6:00.827	6 - 1:35.861	
2 - 1:44.652	7 - 1:37.406	
3 - 1:39.875	8 - 1:38.421	
4 - 1:38.531	9 - 1:56.509P	
5 - 1:36.228		

Vredestein JEC Jaguar XK QUALIFYING LAP ANALYSIS - RACE 5

(contd.)

16	John ROBERTS	Jaguar XK150
1 - 5:35.951	6 - 1:29.976	11 - 1:29.333
2 - 1:33.336	7 - 1:32.200	
3 - 1:33.793	8 - 1:31.154	
4 - 1:32.888	9 - 1:32.671	
5 - 1:32.263	10 - 1:32.737	
17	David HALL	Jaguar XK120 fhc
1 - 5:56.933	6 - 1:36.815	
2 - 1:39.161	7 - 1:34.228	
3 - 1:37.110	8 - 1:35.110	
4 - 1:36.307	9 - 1:34.937	
5 - 1:34.542	10 - 1:34.802	
19	Robin BATT	Jaguar XK140 fhc
1 - 6:06.046	6 - 1:41.454	
2 - 1:48.729	7 - 1:40.966	
3 - 1:43.526	8 - 1:38.474	
4 - 1:41.808	9 - 1:40.042	
5 - 1:39.842	10 - 1:36.936	
20	Michael O'SHEA	Jaguar XK150S
1 - 5:45.092	6 - 1:33.214	
2 - 1:35.997	7 - 1:33.907	
3 - 1:37.082	8 - 1:33.449	
4 - 1:35.024	9 - 1:33.088	
5 - 1:33.887	10 - 1:32.995	
23	Graham LOVE	Jaguar XK150
1 - 6:03.655	6 - 1:39.997	
2 - 1:50.512	7 - 1:41.513	
3 - 1:43.604	8 - 1:40.856	
4 - 1:40.103	9 - 1:40.126	
5 - 1:40.056	10 - 1:43.693	
24	Trevor GROOM	Jaguar XK140 fhc
1 - 5:47.557	6 - 1:32.175	11 - 1:34.064
2 - 1:34.672	7 - 1:32.627	
3 - 1:35.116	8 - 1:31.026	
4 - 1:32.888	9 - 1:33.219	
5 - 1:31.530	10 - 1:33.903	
29	Mark GIBBON	Jaguar XK120
1 - 5:48.085	6 - 1:36.240	
2 - 1:41.643	7 - 1:35.703	
3 - 1:37.964	8 - 1:36.362	
4 - 1:37.083	9 - 1:34.885	
5 - 1:36.112	10 - 1:34.667	

Vredestein JEC Jaguar XK QUALIFYING LAP ANALYSIS - RACE 5

(contd.)

30	Steve SKIPWORTH	Jaguar XK120	
1 -	6:27.262	6 - 1:41.206	
2 -	1:43.732	7 - 1:40.124	
3 -	1:40.547	8 - 1:38.297	
4 -	1:42.070	9 - 1:36.775	
5 -	1:40.140		
31	Roger WOODBRIDGE	Jaguar XK120	
1 -	6:09.002	6 - 1:41.362	
2 -	1:50.935	7 - 1:39.831	
3 -	1:46.084	8 - 1:39.846	
4 -	1:42.922	9 - 1:40.141	
5 -	1:42.020		
33	Nigel WEBB	Jaguar XK120	
1 -	5:19.263	6 - 1:33.916	11 - 1:31.424
2 -	1:33.509	7 - 1:37.323	
3 -	1:30.894	8 - 1:32.783	
4 -	1:31.172	9 - 1:32.183	
5 -	1:32.759	10 - 1:32.241	
36	Nicholas WILKINS	Jaguar XK120	
1 -	5:56.746	6 - 1:43.217	
2 -	1:45.232	7 - 1:39.453	
3 -	1:42.322	8 - 1:40.103	
4 -	1:41.763	9 - 1:38.938	
5 -	1:39.046	10 - 1:40.832	
37	David KREMER	Jaguar XK150 fhc	
1 -	5:24.468	6 - 1:33.851	11 - 1:39.029
2 -	1:35.458	7 - 1:35.492	
3 -	1:36.014	8 - 1:36.068	
4 -	1:33.802	9 - 1:34.125	
5 -	1:34.117	10 - 1:37.896	
38	Kevin ZWOLINSKI	Jaguar XK140 fhc	
1 -	6:11.761P	6 - 1:33.572	
2 -	5:52.632P	7 - 1:33.482	
3 -	1:47.480		
4 -	1:36.314		
5 -	1:35.008		
42	Geoff OTTLEY	Jaguar XK120	
1 -	5:21.401	6 - 1:34.284	11 - 1:35.734
2 -	1:40.488	7 - 1:35.076	
3 -	1:35.002	8 - 1:36.560	
4 -	1:35.701	9 - 1:37.112	
5 -	1:34.468	10 - 1:36.381	


Vredestein JEC Jaguar XK QUALIFYING LAP ANALYSIS - RACE 5

(contd.)

47	Chris LUNN	Jaguar XK120
1 -	6:07.519	6 - 1:41.296
2 -	1:48.443	7 - 1:40.415
3 -	1:44.695	8 - 1:40.599
4 -	1:41.484	9 - 1:43.050
5 -	1:41.924	10 - 1:47.412
67	Mark POTTER	Jaguar XK150
1 -	5:45.380	6 - 1:54.743
2 -	1:48.035	7 - 1:41.146
3 -	1:45.612	8 - 1:40.682
4 -	1:41.521	9 - 1:39.609
5 -	1:41.275	10 - 1:40.337
99	Chris KEEN	Jaguar XK120
1 -	5:59.856	6 - 1:40.475
2 -	2:00.293	7 - 1:38.003
3 -	1:41.074	8 - 1:35.274
4 -	1:38.766	9 - 1:37.428
5 -	1:38.587	10 - 1:36.690

Vredestein JEC Jaguar XK

GRID - RACE 5

ROW 12	1:39.997 23 LOVE	1:40.415 47 LUNN
ROW 11	1:39.609 67 POTTER	1:39.831 31 WOODBRIDGE
ROW 10	1:36.936 19 BATT	1:38.938 36 WILKINS
ROW 9	1:35.861 14 YOULE	1:36.775 30 SKIPWORTH
ROW 8	1:34.667 29 GIBBON	1:35.274 99 KEEN
ROW 7	1:34.228 17 HALL	1:34.284 42 OTTLEY
ROW 6	1:33.802 37 KREMER	1:34.067 7 ARCULUS
ROW 5	1:32.995 20 O'SHEA	1:33.482 38 ZWOLINSKI
ROW 4	1:32.757 2 KEITH-LUCAS	1:32.921 5 HACKETT
ROW 3	1:31.482 6 SUGDEN	1:31.786 3 NEWALL
ROW 2	1:30.894 33 WEBB	1:31.026 24 GROOM
ROW 1	1:24.613 1 DODD	1:29.333 16 ROBERTS
POLE		
		

Weather / Track : Cloudy / Damp

These results are provisional until the conclusion of any judicial and technical matters.

Silverstone

Circuit Length = 1.6390 miles.

Start: 10:34 End: 10:449

Clerk of Course

Timekeeper:

HSCC Derek Bell Trophy

QUALIFYING - RACE 6

POS	NO	CL	DRIVER	NAT	CAR	TIME	LAPS	GAP	MPH
1	74	A	Ian GILES		Gurney Eagle FA74	1:11.164	10		82.91
2	65	A	Frank LYONS		Lola F5000	1:11.518	13	0.354	82.50
3	9	A	Edwin JOWSEY		Lola T400	1:11.933	13	0.769	82.02
4	10	E	Andrew MARLER		Diamond R6	1:12.342	13	1.178	81.56
5	70	A	James DENTY		Lotus 70	1:13.134	13	1.970	80.67
6	66	A	Michael SCOTT		Lola T300	1:13.707	13	2.543	80.05
7	48	C	Stuart TILLEY		Modus M1	1:14.559	13	3.395	79.13
8	99	C	Patrick SUMNER		Kitchiner K4B	1:14.853	13	3.689	78.82
9	21	B	Marcus PYE		Chevron B40	1:17.888	12	6.724	75.75
10	11	B	Tim BARRINGTON		Lola T240	1:18.361	11	7.197	75.29
11	52	C	Peter SHAW		March 712	1:18.767	12	7.603	74.91
12	83	B	David BROWN		Brabham BT30	1:18.987	12	7.823	74.70
13	49	C	Derek GRAHAM		GRD 272	1:20.362	11	9.198	73.42
14	91	C	Rory STOCKBRIDGE		Brabham BT35	1:20.677	11	9.513	73.13
15	62	C	John RAND		Lotus 59/69 B	1:20.836	12	9.672	72.99
16	28	A	Keith NORRIS		Chevron B28	1:21.275	6	10.111	72.59
17	76	A	Mike GATT		Techcraft Brabham BT21	1:22.131	11	10.967	71.84
18	36	C	Ralph LEDAMUN		March 742	1:24.012	11	12.848	70.23
19	7	B	Simon PERKINS		March 71BM	1:26.929	11	15.765	67.87

Car 9 Transponder not working - Fix or you will NOT be timed in the Race

Weather / Track : Cloudy / Damp

These results are provisional until the conclusion of any judicial and technical matters.

Silverstone

Circuit Length = 1.6390 miles.

Start: 11:00 End: 11:15

Clerk of Course	Timekeeper:
-----------------	-------------

HSCC Derek Bell Trophy QUALIFYING LAP ANALYSIS - RACE 6

7	Simon PERKINS	March 71BM
1 - X:00.000	6 - 1:29.932	11 - 1:27.493
2 - 1:27.044	7 - 1:28.852	
3 - 1:28.971	8 - 1:40.806	
4 - 1:30.481	9 - 1:29.558	
5 - 1:26.929	10 - 1:29.524	
9	Edwin JOWSEY	Lola T400
1 - X:00.000	6 - 1:13.451	11 - 1:13.789
2 - 1:13.684	7 - 1:16.577	12 - 1:12.943
3 - 1:11.933	8 - 1:17.153	13 - 1:13.478
4 - 1:14.224	9 - 1:15.644	
5 - 1:14.167	10 - 1:13.635	
10	Andrew MARLER	Diamond R6
1 - X:00.000	6 - 1:12.342	11 - 1:13.792
2 - 1:15.243	7 - 1:15.343	12 - 1:12.734
3 - 1:13.636	8 - 1:18.789	13 - 1:13.435
4 - 1:13.405	9 - 1:14.086	
5 - 1:12.912	10 - 1:12.666	
11	Tim BARRINGTON	Lola T240
1 - X:00.000	6 - 1:20.658	11 - 1:22.531
2 - 1:27.997	7 - 1:54.641	
3 - 1:19.564	8 - 1:23.123	
4 - 1:18.361	9 - 1:22.279	
5 - 1:19.515	10 - 1:22.514	
21	Marcus PYE	Chevron B40
1 - X:00.000	6 - 1:21.077	11 - 1:19.060
2 - 1:29.492	7 - 1:27.129	12 - 1:18.826
3 - 1:23.192	8 - 1:19.583	
4 - 1:17.962	9 - 1:18.123	
5 - 1:17.888	10 - 1:18.643	
28	Keith NORRIS	Chevron B28
1 - X:00.000	6 - 1:25.615	
2 - 1:35.064		
3 - 1:26.467		
4 - 1:22.424		
5 - 1:21.275		
36	Ralph LEDAMUN	March 742
1 - X:00.000	6 - 1:27.733	11 - 1:28.320
2 - 1:27.626	7 - 1:28.923	
3 - 1:27.209	8 - 1:28.139	
4 - 1:24.435	9 - 1:27.040	
5 - 1:24.012	10 - 1:27.142	

Car 9 Transponder not working - Fix or you will NOT be timed in the Race
Weather / Track : Cloudy / Damp

Silverstone
Circuit Length = 1.6390 miles.
Start: 11:00 End: 11:15

HSCC Derek Bell Trophy

QUALIFYING LAP ANALYSIS - RACE 6

(contd.)

48	Stuart TILLEY	Modus M1
1 - X:00.000	6 - 1:14.625	11 - 1:15.087
2 - 1:23.662	7 - 1:15.314	12 - 1:14.559
3 - 1:16.492	8 - 1:15.657	13 - 1:15.548
4 - 1:15.323	9 - 1:16.532	
5 - 1:14.938	10 - 1:15.621	
49	Derek GRAHAM	GRD 272
1 - X:00.000	6 - 1:23.065	11 - 1:22.933
2 - 1:31.327	7 - 1:21.936	
3 - 1:43.358	8 - 1:21.286	
4 - 1:21.759	9 - 1:21.442	
5 - 1:20.362	10 - 1:22.807	
52	Peter SHAW	March 712
1 - X:00.000	6 - 1:19.201	11 - 1:21.266
2 - 1:28.142	7 - 1:22.491	12 - 1:19.646
3 - 1:23.938	8 - 1:22.167	
4 - 1:19.435	9 - 1:19.475	
5 - 1:18.767	10 - 1:18.895	
62	John RAND	Lotus 59/69 B
1 - X:00.000	6 - 1:20.836	11 - 1:21.966
2 - 1:26.676	7 - 1:24.665	12 - 1:21.380
3 - 1:26.352	8 - 1:21.680	
4 - 1:23.809	9 - 1:22.892	
5 - 1:22.112	10 - 1:22.120	
65	Frank LYONS	Lola F5000
1 - X:00.000	6 - 1:15.178	11 - 1:11.518
2 - 1:25.421	7 - 1:15.577	12 - 1:13.574
3 - 1:17.336	8 - 1:17.510	13 - 1:12.387
4 - 1:16.320	9 - 1:14.665	
5 - 1:16.697	10 - 1:13.261	
66	Michael SCOTT	Lola T300
1 - X:00.000	6 - 1:14.806	11 - 1:15.385
2 - 1:24.796	7 - 1:15.395	12 - 1:15.302
3 - 1:17.411	8 - 1:15.699	13 - 1:13.707
4 - 1:14.589	9 - 1:15.643	
5 - 1:15.453	10 - 1:16.082	
70	James DENTY	Lotus 70
1 - X:00.000	6 - 1:15.527	11 - 1:13.134
2 - 1:16.563	7 - 1:15.700	12 - 1:14.464
3 - 1:14.782	8 - 1:16.418	13 - 1:13.706
4 - 1:15.166	9 - 1:15.981	
5 - 1:14.217	10 - 1:14.336	

Car 9 Transponder not working - Fix or you will NOT be timed in the Race
Weather / Track : Cloudy / Damp

Silverstone
Circuit Length = 1.6390 miles.
Start: 11:00 End: 11:15

HSCC Derek Bell Trophy

QUALIFYING LAP ANALYSIS - RACE 6

(contd.)

74	Ian GILES	Gurney Eagle FA74		
1 -	X:00.000	6 -	1:11.164	
2 -	1:26.264	7 -	1:12.886	
3 -	1:15.330	8 -	1:27.120P	
4 -	1:12.500	9 -	5:08.842	
5 -	1:12.128	10 -	1:21.275P	
76	Mike GATT	Techcraft Brabham BT21		
1 -	X:00.000	6 -	1:27.622	11 - 1:25.694
2 -	1:39.561	7 -	1:27.600	
3 -	1:31.710	8 -	1:25.436	
4 -	1:29.776	9 -	1:23.322	
5 -	1:26.816	10 -	1:22.131	
83	David BROWN	Brabham BT30		
1 -	X:00.000	6 -	1:21.904	11 - 1:18.987
2 -	1:37.974	7 -	1:27.978	12 - 1:21.359
3 -	1:24.058	8 -	1:23.391	
4 -	1:22.824	9 -	1:20.514	
5 -	1:20.434	10 -	1:20.642	
91	Rory STOCKBRIDGE	Brabham BT35		
1 -	X:00.000	6 -	1:22.854	11 - 1:21.151
2 -	1:28.062	7 -	1:23.196	
3 -	1:27.436	8 -	1:21.233	
4 -	1:25.973	9 -	1:22.160	
5 -	1:27.274	10 -	1:20.677	
99	Patrick SUMNER	Kitchiner K4B		
1 -	X:00.000	6 -	1:15.652	11 - 1:16.943
2 -	1:30.788	7 -	1:15.587	12 - 1:16.451
3 -	1:17.108	8 -	1:19.709	13 - 1:16.259
4 -	1:17.208	9 -	1:18.474	
5 -	1:14.853	10 -	1:16.075	

HSCC Derek Bell Trophy

GRID - RACE 6

ROW 10		1:26.929	7 PERKINS
	1:24.012		
ROW 9	36 LEDAMUN	1:22.131	76 GATT
	1:21.275		
ROW 8	28 NORRIS	1:20.836	62 RAND
	1:20.677		
ROW 7	91 STOCKBRIDGE	1:20.362	49 GRAHAM
	1:18.987		
ROW 6	83 BROWN	1:18.767	52 SHAW
	1:18.361		
ROW 5	11 BARRINGTON	1:17.888	21 PYE
	1:14.853		
ROW 4	99 SUMNER	1:14.559	48 TILLEY
	1:13.707		
ROW 3	66 SCOTT	1:13.134	70 DENTY
	1:12.342		
ROW 2	10 MARLER	1:11.933	9 JOWSEY
	1:11.518		
ROW 1	65 LYONS	1:11.164	74 GILES
POLE			

Car 9 Transponder not working - Fix or you will NOT be timed in the Race

Weather / Track : Cloudy / Damp

These results are provisional until the conclusion of any judicial and technical matters.

Silverstone

Circuit Length = 1.6390 miles.

Start: 11:00 End: 11:15

Clerk of Course		Timekeeper:
-----------------	--	-------------

HSCC Derek Bell Trophy

RACE CLASSIFICATION - RACE 6 - CANCELED

POS	NO	CL	DRIVER	NAT	CAR	TIME	LAPS	GAP	MPH	BEST
				FASTEST LAP						

After Red Flag at start of Race, because of bad weather conditions this Race was not run
Weather / Track : Raining / Wet
These results are provisional until the conclusion of any judicial and technical matters.

Silverstone
Circuit Length = 1.6390 miles.

Clerk of Course		Timekeeper:
-----------------	--	-------------

HSCC/HRSR Historic Racing Saloons

QUALIFYING - RACE 7

POS	NO	CL	DRIVER	NAT	CAR	TIME	LAPS	GAP	MPH
1	46	C	Dan COX		Ford Anglia 105E	1:27.151	9		67.70
2	35	B	James DODD		Alfa Romeo Giulia Sprint GT	1:27.225	9	0.074	67.64
3	85	D	Roger GODFREY		Austin Mini Cooper S	1:27.252	9	0.101	67.62
4	40	C	Simon GARRAD		Alfa Romeo GTA	1:27.268	9	0.117	67.61
5	77	D	Roger EBDON		Morris Mini	1:27.330	10	0.179	67.56
6	48	C	Chris SANDERS		Ford Lotus Cortina	1:27.469	9	0.318	67.45
7	21	A	Graeme DODD		Jaguar MkII	1:27.602	9	0.451	67.35
8	4	K1	Richard OLDWORTH		Ford Falcon Sprint	1:29.300	8	2.149	66.07
9	41	C	Tony FIELDING		Ford Anglia 105E	1:29.779	9	2.628	65.72
10	14	A	Michael MOORE		Ford Falcon Sprint	1:29.896	8	2.745	65.63
11	53	K3	Robert HARTLEY		Ford Lotus Cortina	1:29.972	9	2.821	65.58
12	31	B	Les ELY		BMW 2000 HRSR	1:30.133	9	2.982	65.46
13	54	C	Neil WOOD		Ford Anglia 105E	1:30.643	9	3.492	65.09
14	23	A	Roger COPE		Jaguar S type	1:31.040	9	3.889	64.81
15	97	E	Mike HANNA		Hillman Imp	1:31.304	9	4.153	64.62
16	52	C	Peter ERGIS		Ford Cortina	1:31.762	7	4.611	64.30
17	22	K1	David THOMAS		Ford Mustang	1:32.829	9	5.678	63.56
18	94	E	Steven PLATTS		Singer Chamois	1:33.258	9	6.107	63.27
19	38	C	Paul DRAYSON		Ford Cortina GT	1:33.302	8	6.151	63.24
20	50	C	Steve READ		Ford Anglia	1:33.348	9	6.197	63.20
21	1	E	Adrian OLIVER		Hillman Imp	1:33.463	8	6.312	63.13
22	88	E	Martin BRAMWELL		Hillman Imp	1:34.383	8	7.232	62.51
23	92	E	Jeff SMITH		Hillman Imp	1:34.519	8	7.368	62.42
24	12	K1	Jim CHAPMAN		Ford Mustang	1:34.835	7	7.684	62.21
25	70	C	Trevor LADD		Ford Anglia	1:34.887	8	7.736	62.18
26	57	C	Jonathan GOMM		Ford Anglia 105E	1:35.600	9	8.449	61.72
27	33	B	James FULLER		Alfa Romeo Giulia Sprint	1:36.120	8	8.969	61.38
28	28	B	Louis BRACEY		Ford Lotus Cortina	1:36.406	8	9.255	61.20
29	80	D	David DUNNELL		Morris Mini Cooper	1:36.752	8	9.601	60.98
30	44	C	T. LAILEY DE VILLE		Ford Anglia	1:36.963	8	9.812	60.85
31	64	C	Christian FLACKETT		Alfa Romeo Guilia Sprint GT	1:37.668	5	10.517	60.41
32	62	K3	Nick SAVAGE		Alfa Romeo 2600 Sprint	1:37.699	8	10.548	60.39
33	99	E	Mike DOWSETT		Hillman Imp	1:38.111	8	10.960	60.14
34	95	E	Peter UPTON		Hillman Imp	1:38.138	8	10.987	60.12
35	81	D	Ed GLAISTER		Ford Anglia 100E	1:40.411	8	13.260	58.76
36	91	E	Vince FROST		Hillman Imp	1:40.515	8	13.364	58.70
37	96	E	James EVANS		Hillman Imp	1:41.315	8	14.164	58.23
38	68	C	Richard CROSS		Riley 1.5	1:43.328	8	16.177	57.10
39	76	D	Mark HALES		Ford Anglia	10:20.840	1	8:53.689	9.50

Cars 1 21 44 53 95 Transponders not working - Fix or you will NOT be timed in the Race
 Weather / Track : Cloudy / Damp
 These results are provisional until the conclusion of any judicial and technical matters.

Silverstone
 Circuit Length = 1.6390 miles.
 Start: 11:24 End: 11:47

Clerk of Course	Timekeeper:
-----------------	-------------

HSCC/HRSR Historic Racing Saloons

QUALIFYING LAP ANALYSIS - RACE 7

1	Adrian OLIVER	Hillman Imp
1 - X:00.000	6 - 1:33.463	
2 - X:00.000	7 - 1:34.410	
3 - 1:38.031	8 - 1:36.768	
4 - 1:38.362		
5 - 1:33.598		
4	Richard OLDWORTH	Ford Falcon Sprint
1 - X:00.000	6 - 1:32.281	
2 - X:00.000	7 - 1:45.289P	
3 - 1:33.272	8 - 2:42.564	
4 - 1:29.300		
5 - 1:32.830		
5	John YOUNG	Dodge Dart
12	Jim CHAPMAN	Ford Mustang
1 - X:00.000	6 - 1:34.835	
2 - 1:37.941	7 - 1:39.156	
3 - 1:38.024		
4 - 1:37.765		
5 - 1:34.986		
14	Michael MOORE	Ford Falcon Sprint
1 - X:00.000	6 - 1:31.196	
2 - 1:31.761	7 - 1:31.851	
3 - 1:32.006	8 - 1:45.297	
4 - 1:30.690		
5 - 1:29.896		
21	Graeme DODD	Jaguar MkII
1 - X:00.000	6 - 1:28.846	
2 - X:00.000	7 - 1:29.235	
3 - 1:28.400	8 - 1:31.107	
4 - 1:27.602	9 - 1:31.190	
5 - 1:28.711		
22	David THOMAS	Ford Mustang
1 - X:00.000	6 - 1:32.905	
2 - X:00.000	7 - 1:33.576	
3 - 1:34.397	8 - 1:32.829	
4 - 1:40.368	9 - 1:34.392	
5 - 1:33.630		

HSCC/HRSR Historic Racing Saloons

QUALIFYING LAP ANALYSIS - RACE 7

(contd.)

23	Roger COPE	Jaguar S type
1 - X:00.000	6 - 1:31.717	
2 - X:00.000	7 - 1:31.396	
3 - 1:31.040	8 - 1:32.038	
4 - 1:31.512	9 - 1:32.148	
5 - 1:42.078		
28	Louis BRACEY	Ford Lotus Cortina
1 - X:00.000	6 - 1:39.545	
2 - X:00.000	7 - 1:39.299	
3 - 1:43.756	8 - 1:36.406	
4 - 1:40.810		
5 - 1:38.366		
31	Les ELY	BMW 2000 HRSR
1 - X:00.000	6 - 1:30.494	
2 - X:00.000	7 - 1:30.205	
3 - 1:30.574	8 - 1:48.633	
4 - 1:30.133	9 - 1:32.489	
5 - 1:30.681		
33	James FULLER	Alfa Romeo Giulia Sprint
1 - X:00.000	6 - 1:36.961	
2 - X:00.000	7 - 1:36.120	
3 - 1:39.449	8 - 1:36.784	
4 - 1:39.573		
5 - 1:39.061		
35	James DODD	Alfa Romeo Giulia Sprint GT
1 - X:00.000	6 - 1:27.225	
2 - X:00.000	7 - 1:27.429	
3 - 1:27.688	8 - 1:29.936	
4 - 1:29.112	9 - 1:31.359	
5 - 1:28.576		
38	Paul DRAYSON	Ford Cortina GT
1 - X:00.000	6 - 1:35.455	
2 - X:00.000	7 - 1:33.302	
3 - 1:36.939	8 - 1:35.281	
4 - 1:38.668		
5 - 1:34.821		
40	Simon GARRAD	Alfa Romeo GTA
1 - X:00.000	6 - 1:43.286	
2 - X:00.000	7 - 1:30.190	
3 - 1:27.268	8 - 1:29.130	
4 - 1:28.344	9 - 1:54.968P	
5 - 1:29.727		

HSCC/HRSR Historic Racing Saloons

QUALIFYING LAP ANALYSIS - RACE 7

(contd.)

41	Tony FIELDING	Ford Anglia 105E
1 - X:00.000	6 - 1:31.819	
2 - X:00.000	7 - 1:29.779	
3 - 1:31.664	8 - 1:32.570	
4 - 1:34.040	9 - 1:34.150	
5 - 1:31.358		
44	T. LAILEY DE VILLE	Ford Anglia
1 - X:00.000	6 - 1:37.588	
2 - X:00.000	7 - 1:36.963	
3 - 1:40.389	8 - 1:38.494	
4 - 1:36.983		
5 - 1:37.809		
46	Dan COX	Ford Anglia 105E
1 - X:00.000	6 - 1:27.151	
2 - X:00.000	7 - 1:29.355	
3 - 1:31.663	8 - 1:28.144	
4 - 1:29.093	9 - 2:00.632P	
5 - 1:27.902		
48	Chris SANDERS	Ford Lotus Cortina
1 - X:00.000	6 - 1:27.869	
2 - X:00.000	7 - 1:28.204	
3 - 1:28.646	8 - 1:27.469	
4 - 1:28.992	9 - 1:29.769	
5 - 1:30.295		
50	Steve READ	Ford Anglia
1 - X:00.000	6 - 1:34.049	
2 - X:00.000	7 - 1:33.716	
3 - 1:37.059	8 - 1:33.348	
4 - 1:43.755	9 - 1:35.261	
5 - 1:35.407		
52	Peter ERGIS	Ford Cortina
1 - X:00.000	6 - 1:31.762	
2 - X:00.000	7 - 1:33.889	
3 - 1:36.924		
4 - 1:36.207		
5 - 1:32.821		
53	Robert HARTLEY	Ford Lotus Cortina
1 - X:00.000	6 - 1:31.435	
2 - X:00.000	7 - 1:30.939	
3 - 1:32.289	8 - 1:29.972	
4 - 1:31.008	9 - 1:33.922	
5 - 1:32.089		

Cars 1 21 44 53 95 Transponders not working - Fix or you will NOT be timed in the Race
Weather / Track : Cloudy / Damp

Silverstone
Circuit Length = 1.6390 miles.
Start: 11:24 End: 11:47

HSCC/HRSR Historic Racing Saloons

QUALIFYING LAP ANALYSIS - RACE 7

(contd.)

54	Neil WOOD	Ford Anglia 105E
1 - X:00.000	6 - 1:30.852	
2 - X:00.000	7 - 1:30.643	
3 - 1:32.853	8 - 1:31.318	
4 - 1:32.657	9 - 1:36.762	
5 - 1:32.783		
57	Jonathan GOMM	Ford Anglia 105E
1 - X:00.000	6 - 1:36.468	
2 - X:00.000	7 - 1:39.730	
3 - 1:35.892	8 - 1:35.600	
4 - 1:39.017	9 - 1:40.761	
5 - 1:41.390		
62	Nick SAVAGE	Alfa Romeo 2600 Sprint
1 - X:00.000	6 - 1:37.737	
2 - X:00.000	7 - 1:37.699	
3 - 1:40.752	8 - 1:37.973	
4 - 1:39.420		
5 - 1:39.112		
64	Christian FLACKETT	Alfa Romeo Guilia Sprint GT
1 - X:00.000		
2 - X:00.000P		
3 - 1:52.683		
4 - 1:37.668		
5 - 1:42.914		
68	Richard CROSS	Riley 1.5
1 - X:00.000	6 - 1:44.439	
2 - X:00.000	7 - 1:44.458	
3 - 1:48.684	8 - 1:43.328	
4 - 1:43.971		
5 - 1:44.049		
70	Trevor LADD	Ford Anglia
1 - X:00.000	6 - 1:36.463	
2 - X:00.000	7 - 1:34.887	
3 - 1:41.424	8 - 1:35.548	
4 - 1:40.690		
5 - 1:36.195		
76	Mark HALES	Ford Anglia
1 - X:00.000		

HSCC/HRSR Historic Racing Saloons

QUALIFYING LAP ANALYSIS - RACE 7

(contd.)

77	Roger EBDON	Morris Mini
1 - X:00.000	6 - 1:27.610	
2 - X:00.000	7 - 1:28.881	
3 - 1:27.330	8 - 1:29.519	
4 - 1:28.982	9 - 1:28.097	
5 - 1:27.565	10 - 1:28.949	
80	David DUNNELL	Morris Mini Cooper
1 - X:00.000	6 - 1:39.286	
2 - X:00.000	7 - 1:36.752	
3 - 1:39.423	8 - 1:42.373	
4 - 1:37.362		
5 - 1:38.286		
81	Ed GLAISTER	Ford Anglia 100E
1 - X:00.000	6 - 1:41.429	
2 - X:00.000	7 - 1:43.228	
3 - 1:44.340	8 - 1:40.411	
4 - 1:41.754		
5 - 1:40.622		
85	Roger GODFREY	Austin Mini Cooper S
1 - X:00.000	6 - 1:28.085	
2 - X:00.000	7 - 1:29.957	
3 - 1:27.252	8 - 1:30.993	
4 - 1:29.159	9 - 1:29.974	
5 - 1:28.013		
88	Martin BRAMWELL	Hillman Imp
1 - X:00.000	6 - 1:34.383	
2 - X:00.000	7 - 1:37.807	
3 - 1:36.539	8 - 1:35.269	
4 - 1:37.531		
5 - 1:35.871		
91	Vince FROST	Hillman Imp
1 - X:00.000	6 - 1:42.159	
2 - X:00.000	7 - 1:40.515	
3 - 1:41.990	8 - 1:43.093	
4 - 1:44.621		
5 - 1:44.437		
92	Jeff SMITH	Hillman Imp
1 - X:00.000	6 - 1:36.700	
2 - X:00.000	7 - 1:34.519	
3 - 1:39.687	8 - 1:36.945	
4 - 1:39.290		
5 - 1:36.682		

HSCC/HRSR Historic Racing Saloons

QUALIFYING LAP ANALYSIS - RACE 7

(contd.)


94	Steven PLATTS	Singer Chamois
1 - X:00.000	6 - 1:35.566	
2 - X:00.000	7 - 1:34.035	
3 - 1:42.823	8 - 1:33.258	
4 - 1:40.254	9 - 1:33.343	
5 - 1:38.809		
95	Peter UPTON	Hillman Imp
1 - X:00.000	6 - 1:38.138	
2 - X:00.000	7 - 1:39.066	
3 - 1:40.523	8 - 1:51.180	
4 - 1:42.043		
5 - 1:38.492		
96	James EVANS	Hillman Imp
1 - X:00.000	6 - 1:42.094	
2 - X:00.000	7 - 1:41.315	
3 - 1:46.443	8 - 1:46.425	
4 - 1:46.024		
5 - 1:43.252		
97	Mike HANNA	Hillman Imp
1 - X:00.000	6 - 1:32.943	
2 - X:00.000	7 - 1:31.686	
3 - 1:34.321	8 - 1:31.304	
4 - 1:36.983	9 - 1:35.024	
5 - 1:34.205		
99	Mike DOWSETT	Hillman Imp
1 - X:00.000	6 - 1:38.111	
2 - X:00.000	7 - 1:41.027	
3 - 1:39.159	8 - 1:41.046	
4 - 1:40.126		
5 - 1:38.445		

HSCC Historic Roadsports

GRID - RACE 3

ROW 17	1:47.090	32	WARD-BOOTH	11:54.244	44	LLOYD
ROW 16	1:41.753	96	SMITH	1:41.856	59	BEAVIS
ROW 15	1:40.975	57	TOLLETT	1:41.327	79	HOLDEN
ROW 14	1:39.714	37	KREMER	1:40.305	26	FLOYD
ROW 13	1:38.426	17	HALL	1:38.790	30	BURRETT
ROW 12	1:37.602	31	OWEN	1:37.822	51	WILSON
ROW 11	1:37.178	21	RUFF	1:37.499	78	RUSHTON
ROW 10	1:36.647	1	COFFEY	1:36.677	5	HACKETT
ROW 9	1:36.191	3	HARTOP	1:36.559	58	SHIPMAN
ROW 8	1:35.866	24	GROOM	1:36.085	47	FENN
ROW 7	1:33.666	54	HALLIDAY	1:33.714	16	ROBERTS
ROW 6	1:32.933	55	DIXON	1:33.313	7	HILLON
ROW 5	1:32.302	63	SHARP	1:32.332	76	HOWARD
ROW 4	1:31.946	15	EAGLES	1:32.057	20	BELL
ROW 3	1:30.641	39	BEALE	1:31.379	90	ORMANDY
ROW 2	1:29.055	38	HAYHOW	1:30.307	10	BARRIE
ROW 1	1:27.857	22	FITZGERALD	1:28.046	73	HILL

POLE



Silverstone
 Circuit Length = 1.6390 miles.
 Start: 09:45 End: 10:05

Weather / Track : Cloudy / Damp
 These results are provisional until the conclusion of any judicial and technical matters.

Clerk of Course	Timekeeper:
-----------------	-------------

HSCC Classic Racing Cars for the Retro Track and Air Trophy

QUALIFYING - RACE 8

POS	NO	CL	DRIVER	NAT	CAR	TIME	LAPS	GAP	MPH
1	6	E4	Edwin JOWSEY		Brabham BT28	1:18.872	12		74.81
2	1	E2	Matthew WATTS		Brabham BT16	1:19.196	12	0.324	74.50
3	61	E4	Steve WORRAD		Brabham BT30	1:20.123	12	1.251	73.64
4	91	E4	Ian GRAY		Brabham BT30	1:20.590	11	1.718	73.21
5	36	E2	Tony KEELE		Palliser WD3	1:20.656	12	1.784	73.15
6	85	E2	Edward BARRINGTON		Brabham BT21	1:22.969	12	4.097	71.11
7	32	D	Keith MESSER		Vesey VF3	1:23.928	11	5.056	70.30
8	30	E2	Richard KENDLE		Brabham BT21B	1:24.301	11	5.429	69.99
9	73	E2	Ed MERCER		Palliser WDB2	1:24.550	11	5.678	69.78
10	25	D	John COUNSELL		March 703	1:24.837	11	5.965	69.55
11	89	C	Paul DRAYSON		Lotus 24BRM	1:24.992	11	6.120	69.42
12	64	E4	Frank LYONS		Merlym Mk10	1:25.588	7	6.716	68.94
13	53	F	Martin HIBBERT		Merlyn Mk20A	1:26.391	11	7.519	68.29
14	88	D	Richard URWIN		Brabham BT28	1:26.969	11	8.097	67.84
15	56	E2	Cliff GIDDENS		Brabham BT16	1:27.996	11	9.124	67.05
16	9	C	John BLADON		Merlyn Mk9 F2	1:28.197	11	9.325	66.90
17	35	D	David PULLEN		Chevron B17	1:28.357	11	9.485	66.77
18	10	B	Christopher DRAKE		Elva 300	1:28.782	10	9.910	66.45
19	46	F	Mike BROMLEY		Merlyn Mk11A	1:28.988	11	10.116	66.30
20	90	F	Henry SCOTT		Lola T200	1:29.025	11	10.153	66.27
21	48	D	Ian RIMMER		Brabham BT28	1:30.691	6	11.819	65.06
22	58	B	Rollo BEALE		Lotus 22	1:30.758	10	11.886	65.01
23	31	C	M WINDSOR-PRICE		Emeryson F1	1:30.843	11	11.971	64.95
24	20	B	John BROWN		Lotus 20	1:31.190	10	12.318	64.70
25	12	C	David BROWN		Brabham BT6	1:31.574	11	12.702	64.43
26	60	E2	David CROWTHER		Brabham BT18	1:31.765	10	12.893	64.29
27	34	C	Tony BAILEY		Cooper T59	1:31.795	10	12.923	64.27
28	84	E2	Roger BEVAN		Brabham BT21	1:32.641	11	13.769	63.69
29	97	F	Alan HICKS		Lotus 61	1:34.331	10	15.459	62.55
30	42	A	Tony STEELE		Deep Sanderson 104	1:38.111	10	19.239	60.14
31	76	C	Kevin WHITTLE		Lotus 35	1:42.220	9	23.348	57.72
32	39	F	Michael RICHINGS		Alexis Mk15	1:54.642	3	35.770	51.46

Cars 64 7 & 6 - Transponders not working - Fix or you will NOT be timed in the Race
 Weather / Track : Cloudy / Damp
 These results are provisional until the conclusion of any judicial and technical matters.

Silverstone
 Circuit Length = 1.6390 miles.
 Start: 11:55 End: 12:10

Clerk of Course	Timekeeper:
-----------------	-------------

HSCC Classic Racing Cars for the Retro Track and Air Trophy

QUALIFYING LAP ANALYSIS - RACE 8

1	Matthew WATTS	Brabham BT16
1 -	5:55.131	6 - 1:20.567 11 - 1:23.107
2 -	1:20.024	7 - 1:22.370 12 - 1:22.936
3 -	1:29.248	8 - 1:23.607
4 -	1:19.196	9 - 1:22.002
5 -	1:19.689	10 - 1:22.940
6	Edwin JOWSEY	Brabham BT28
1 -	5:59.637	6 - 1:18.914 11 - 1:23.807
2 -	1:21.321	7 - 1:20.176 12 - 1:21.774
3 -	1:27.216	8 - 1:19.494
4 -	1:19.640	9 - 1:20.456
5 -	1:18.872	10 - 1:21.552
9	John BLADON	Merlyn Mk9 F2
1 -	6:18.194	6 - 1:28.739 11 - 1:28.751
2 -	1:34.731	7 - 1:29.255
3 -	1:34.138	8 - 1:28.565
4 -	1:29.213	9 - 1:28.197
5 -	1:28.771	10 - 1:29.580
10	Christopher DRAKE	Elva 300
1 -	6:03.180	6 - 1:50.180
2 -	1:44.456	7 - 1:31.550
3 -	1:38.873	8 - 1:33.248
4 -	1:30.483	9 - 1:30.637
5 -	1:32.737	10 - 1:28.782
12	David BROWN	Brabham BT6
1 -	6:03.072	6 - 1:33.919 11 - 1:36.900
2 -	1:35.662	7 - 1:33.860
3 -	1:37.989	8 - 1:33.820
4 -	1:33.475	9 - 1:32.098
5 -	1:31.574	10 - 1:33.831
20	John BROWN	Lotus 20
1 -	6:32.803	6 - 1:33.809
2 -	1:42.812	7 - 1:32.336
3 -	1:36.660	8 - 1:51.358
4 -	1:34.660	9 - 1:41.299
5 -	1:31.190	10 - 1:33.720
25	John COUNSELL	March 703
1 -	5:49.644	6 - 1:25.438 11 - 1:25.425
2 -	1:30.149	7 - 1:28.179
3 -	1:29.007	8 - 1:38.921
4 -	1:25.316	9 - 1:29.550
5 -	1:24.837	10 - 1:28.495

HSCC Classic Racing Cars for the Retro Track and Air Trophy

QUALIFYING LAP ANALYSIS - RACE 8

(contd.)

30	Richard KENDLE	Brabham BT21B
1 -	5:59.113	6 - 1:24.301 11 - 1:26.797
2 -	1:27.723	7 - 1:26.902
3 -	1:36.330	8 - 1:27.983
4 -	1:26.481	9 - 1:32.251
5 -	1:24.338	10 - 1:28.539
31	M WINDSOR-PRICE	Emeryson F1
1 -	5:59.277	6 - 1:34.578 11 - 1:31.226
2 -	1:37.223	7 - 1:34.301
3 -	1:34.841	8 - 1:32.417
4 -	1:33.900	9 - 1:32.443
5 -	1:30.843	10 - 1:32.330
32	Keith MESSER	Vesey VF3
1 -	5:52.937	6 - 1:23.928 11 - 1:25.448
2 -	1:27.611	7 - 1:28.653
3 -	1:29.069	8 - 1:30.577
4 -	1:26.228	9 - 1:28.808
5 -	1:25.617	10 - 1:25.303
34	Tony BAILEY	Cooper T59
1 -	6:15.798	6 - 1:36.408
2 -	1:42.586	7 - 1:31.795
3 -	1:41.914	8 - 1:33.876
4 -	1:34.474	9 - 1:32.660
5 -	1:32.618	10 - 1:32.306
35	David PULLEN	Chevron B17
1 -	6:15.437	6 - 1:32.139 11 - 1:29.622
2 -	1:33.064	7 - 1:31.655
3 -	1:34.135	8 - 1:32.561
4 -	1:28.357	9 - 1:29.163
5 -	1:31.307	10 - 1:31.218
36	Tony KEELE	Palliser WD3
1 -	5:56.631	6 - 1:21.193 11 - 1:24.418
2 -	1:27.518	7 - 1:30.774 12 - 1:23.166
3 -	1:33.061	8 - 1:24.950
4 -	1:21.685	9 - 1:28.141
5 -	1:20.656	10 - 1:23.165
39	Michael RICHINGS	Alexis Mk15
1 -	6:10.945	
2 -	7:41.906P	
3 -	1:54.642	

HSCC Classic Racing Cars for the Retro Track and Air Trophy

QUALIFYING LAP ANALYSIS - RACE 8

(contd.)

42	Tony STEELE	Deep Sanderson 104	
1 -	6:04.291	6 - 1:42.755	
2 -	1:46.184	7 - 1:40.232	
3 -	1:42.246	8 - 1:38.111	
4 -	1:39.373	9 - 1:41.046	
5 -	1:43.238	10 - 1:41.558	
46	Mike BROMLEY	Merlyn Mk11A	
1 -	6:26.049	6 - 1:32.681	11 - 1:34.755
2 -	1:32.625	7 - 1:30.405	
3 -	1:35.269	8 - 1:32.367	
4 -	1:30.365	9 - 1:31.114	
5 -	1:28.988	10 - 1:29.936	
48	Ian RIMMER	Brabham BT28	
1 -	6:10.623	6 - 1:54.613P	
2 -	1:42.409		
3 -	1:40.546		
4 -	1:34.764		
5 -	1:30.691		
53	Martin HIBBERT	Merlyn Mk20A	
1 -	6:18.056	6 - 1:27.578	11 - 1:29.983
2 -	1:31.205	7 - 1:28.469	
3 -	1:35.113	8 - 1:26.806	
4 -	1:28.078	9 - 1:26.391	
5 -	1:29.239	10 - 1:26.900	
56	Cliff GIDDENS	Brabham BT16	
1 -	6:06.025	6 - 1:28.332	11 - 1:31.001
2 -	1:38.806	7 - 1:31.827	
3 -	1:34.601	8 - 1:30.132	
4 -	1:29.871	9 - 1:27.996	
5 -	1:29.026	10 - 1:34.573	
58	Rollo BEALE	Lotus 22	
1 -	6:38.351	6 - 1:37.029	
2 -	1:37.872	7 - 1:34.118	
3 -	1:37.159	8 - 1:34.971	
4 -	1:30.758	9 - 1:32.905	
5 -	1:31.742	10 - 1:31.320	
60	David CROWTHER	Brabham BT18	
1 -	6:27.563	6 - 1:37.157	
2 -	1:36.486	7 - 1:39.111	
3 -	1:39.804	8 - 1:40.178	
4 -	1:31.765	9 - 1:37.542	
5 -	1:37.840	10 - 1:35.801	

HSCC Classic Racing Cars for the Retro Track and Air Trophy QUALIFYING LAP ANALYSIS - RACE 8

(contd.)

61	Steve WORRAD	Brabham BT30
1 -	5:57.195	6 - 1:20.506
2 -	1:21.611	7 - 1:21.179
3 -	1:25.272	8 - 1:26.648
4 -	1:20.123	9 - 1:20.558
5 -	1:20.645	10 - 1:21.630
11 -	1:33.145	12 - 1:21.672
64	Frank LYONS	Merlym Mk10
1 -	6:28.906	6 - 1:27.689
2 -	3:05.648	7 - 2:10.220
3 -	1:27.321	
4 -	1:28.384	
5 -	1:25.588	
73	Ed MERCER	Palliser WDB2
1 -	6:11.087	6 - 1:24.768
2 -	1:30.193	7 - 1:24.556
3 -	1:30.830	8 - 1:25.348
4 -	1:24.681	9 - 1:30.855
5 -	1:26.773	10 - 1:25.094
11 -	1:24.550	
76	Kevin WHITTLE	Lotus 35
1 -	6:45.766	6 - 1:44.507
2 -	2:15.857	7 - 1:47.220
3 -	1:47.985	8 - 1:46.612
4 -	1:42.220	9 - 1:42.267
5 -	1:45.676	
84	Roger BEVAN	Brabham BT21
1 -	5:55.860	6 - 1:36.151
2 -	1:33.096	7 - 1:36.548
3 -	1:39.620	8 - 1:38.036
4 -	1:34.050	9 - 1:36.533
5 -	1:34.556	10 - 1:32.641
11 -	1:39.991	
85	Edward BARRINGTON	Brabham BT21
1 -	5:52.650	6 - 1:22.969
2 -	1:27.618	7 - 1:27.759
3 -	1:27.823	8 - 1:26.608
4 -	1:23.961	9 - 1:27.765
5 -	1:23.499	10 - 1:25.651
11 -	1:24.310	12 - 1:23.364
88	Richard URWIN	Brabham BT28
1 -	6:14.366	6 - 1:28.011
2 -	1:32.367	7 - 1:28.654
3 -	1:33.783	8 - 1:28.080
4 -	1:28.925	9 - 1:27.251
5 -	1:26.969	10 - 1:28.973
11 -	1:30.092	

Cars 64 7 & 6 - Transponders not working - Fix or you will NOT be timed in the Race
Weather / Track : Cloudy / Damp

Silverstone
Circuit Length = 1.6390 miles.
Start: 11:55 End: 12:10

HSCC Classic Racing Cars for the Retro Track and Air Trophy QUALIFYING LAP ANALYSIS - RACE 8

(contd.)


89	Paul DRAYSON	Lotus 24BRM
1 - 6:03.943	6 - 1:24.992	11 - 1:28.818
2 - 1:30.684	7 - 1:41.408	
3 - 1:32.242	8 - 1:26.364	
4 - 1:26.305	9 - 1:26.280	
5 - 1:25.216	10 - 1:38.909	
90	Henry SCOTT	Lola T200
1 - 6:04.844	6 - 1:29.072	11 - 1:30.223
2 - 1:34.272	7 - 1:31.325	
3 - 1:38.226	8 - 1:30.203	
4 - 1:32.769	9 - 1:32.093	
5 - 1:29.025	10 - 1:29.692	
91	Ian GRAY	Brabham BT30
1 - 6:00.800	6 - 1:27.469	11 - 1:21.415
2 - 1:28.187	7 - 1:21.355	
3 - 1:33.793	8 - 1:21.558	
4 - 1:27.380	9 - 1:26.108	
5 - 1:24.112	10 - 1:20.590	
97	Alan HICKS	Lotus 61
1 - 6:07.054	6 - 1:48.164	
2 - 1:37.624	7 - 1:34.331	
3 - 1:38.386	8 - 1:38.582	
4 - 1:34.872	9 - 1:35.420	
5 - 1:34.952	10 - 1:36.229	

HSCC Classic Racing Cars for the Retro Track and Air Trophy

GRID - RACE 8

ROW 16	1:54.642 39 RICHINGS	1:42.220 76 WHITTLE
ROW 15	1:38.111 42 STEELE	1:34.331 97 HICKS
ROW 14	1:32.641 84 BEVAN	1:31.795 34 BAILEY
ROW 13	1:31.765 60 CROWTHER	1:31.574 12 BROWN
ROW 12	1:31.190 20 BROWN	1:30.843 31 WINDSOR-PRICE
ROW 11	1:30.758 58 BEALE	1:30.691 48 RIMMER
ROW 10	1:29.025 90 SCOTT	1:28.988 46 BROMLEY
ROW 9	1:28.782 10 DRAKE	1:28.357 35 PULLEN
ROW 8	1:28.197 9 BLADON	1:27.996 56 GIDDENS
ROW 7	1:26.969 88 URWIN	1:26.391 53 HIBBERT
ROW 6	1:25.588 64 LYONS	1:24.992 89 DRAYSON
ROW 5	1:24.837 25 COUNSELL	1:24.550 73 MERCER
ROW 4	1:24.301 30 KENDLE	1:23.928 32 MESSER
ROW 3	1:22.969 85 BARRINGTON	1:20.656 36 KEELE
ROW 2	1:20.590 91 GRAY	1:20.123 61 WORRAD
ROW 1	1:19.196 1 WATTS	1:18.872 6 JOWSEY

POLE



Cars 64 7 & 6 - Transponders not working - Fix or you will NOT be timed in the Race

Weather / Track : Cloudy / Damp

These results are provisional until the conclusion of any judicial and technical matters.

Silverstone

Circuit Length = 1.6390 miles.

Start: 11:55 End: 12:10

Clerk of Course

Timekeeper:

HSCC/HRSR Historic Racing Saloons

GRID - RACE 7

ROW 17	1:40.515 91 FROST	1:43.328 68 CROSS
ROW 16	1:38.138 95 UPTON	1:40.411 81 GLAISTER
ROW 15	1:37.699 62 SAVAGE	1:38.111 99 DOWSETT
ROW 14	1:36.752 80 DUNNELL	1:37.668 64 FLACKETT
ROW 13	1:36.120 33 FULLER	1:36.406 28 BRACEY
ROW 12	1:34.887 70 LADD	1:35.600 57 GOMM
ROW 11	1:34.383 88 BRAMWELL	1:34.519 92 SMITH
ROW 10	1:33.348 50 READ	1:33.463 1 OLIVER
ROW 9	1:33.258 94 PLATTS	1:33.302 38 DRAYSON
ROW 8	1:31.304 97 HANNA	1:31.762 52 ERGIS
ROW 7	1:30.643 54 WOOD	1:31.040 23 COPE
ROW 6	1:29.972 53 HARTLEY	1:30.133 31 ELY
ROW 5	1:29.779 41 FIELDING	1:29.896 14 MOORE
ROW 4	1:27.602 21 DODD	1:29.300 4 OLDWORTH
ROW 3	1:27.330 77 EBDON	1:27.469 48 SANDERS
ROW 2	1:27.252 85 GODFREY	1:27.268 40 GARRAD
ROW 1	1:27.151 46 COX	1:27.225 35 DODD

POLE

Reserves will be called forward in the following order: 96, 44, 22, 12

Weather / Track : Cloudy / Damp

These results are provisional until the conclusion of any judicial and technical matters.

Silverstone

Circuit Length = 1.6390 miles.

Start: 11:24 End: 11:47

Clerk of Course

Timekeeper:

HSCC Millers Oils Classic Sports Cars

QUALIFYING - RACE 9

POS	NO	CL	DRIVER	NAT	CAR	TIME	LAPS	GAP	MPH
1	9	70B	Julian BARTER		TVR 3000M	1:20.713	11		73.10
2	24	70B	Charles BARTER		Datsun 240Z	1:21.330	12	0.617	72.54
3	77	GS3	Sean WALKER		Lotus Elan 26R	1:21.503	10	0.790	72.39
4	27	70B	Matthew BANNISTER		Datsun 240Z	1:22.109	11	1.396	71.86
5	52	Inv	Jon SHIPMAN		Crossle Sports	1:22.238	12	1.525	71.74
6	43	Inv	Robert HARTLEY		Elva Mk 7	1:22.915	11	2.202	71.16
7	65	GS4	David METHELEY		Marcos 1800 GT	1:23.326	12	2.613	70.81
8	70	GS7	Les ELY		Jaguar E-type	1:24.607	12	3.894	69.73
9	38	70B	William JENKINS		Ferrari 308GTB	1:24.763	11	4.050	69.61
10	26	70B	Paul STAFFORD		Datsun 240Z	1:25.736	11	5.023	68.82
11	29	GS7	Paul DRAYSON		Jaguar E-type	1:25.964	10	5.251	68.63
12	40	Inv	Richard KENDLE		Elva Mk7S	1:26.508	11	5.795	68.20
13	2	GS4	Stuart TIZZARD		Marcos 1800GT	1:26.755	12	6.042	68.01
14	31	70B	Ken DAVIES		Porsche 911E	1:26.874	11	6.161	67.91
15	5	GS7	Michael MOORE		Jaguar E-type	1:27.137	5	6.424	67.71
16	78	GS2	Andrew COLLEY		Lotus Elite	1:27.521	11	6.808	67.41
17	33	70B	Clive FOSKETT		Datsun 240Z	1:27.881	11	7.168	67.14
18	39	GS2	Terence PAGE		Marcos GT Gullwing	1:28.105	11	7.392	66.97
19	44	GS7	Stephen RADCLIFFE		Jaguar E-type	1:28.228	11	7.515	66.87
20	36	70I	Geoff PARKINSON		TVR 3000M	1:28.291	11	7.578	66.82
21	12	70B	Neil CONDLIFFE		TVR 3000M	1:28.563	11	7.850	66.62
22	46	GS7	Neil HOWE		Triumph TR4	1:29.429	10	8.716	65.97
23	56	GS5	Mike WROE		TVR Griffith	1:29.435	10	8.722	65.97
24	6	GS6	Simon ASHWORTH		MGB	1:29.721	11	9.008	65.76
25	20	GS2	Steve HILL		Lotus Elite	1:30.842	9	10.129	64.95
26	90	Inv	Simon DRABBLE		Merlyn Mk6A	1:30.904	9	10.191	64.90
27	37	Inv	Chris ROCHE		Lotus 23B	1:32.085	8	11.372	64.07
28	22	GS4	Rod BEGBIE		TVR Grantura MkIII	1:32.802	11	12.089	63.58
29	80	GS6	Martin RICHARDSON		MGB	1:33.092	10	12.379	63.38
30	18	GS6	Maurice WHELAN		MGB	1:33.436	10	12.723	63.14
31	54	GS6	Chris PHILLIPS		Porsche 911	1:35.173	6	14.460	61.99
32	41	GT1	Malcolm SANDERS		Lotus Elan S3	1:35.737	8	15.024	61.63
33	45	Inv	Tony BAILEY		Elva Mk1	1:35.756	10	15.043	61.61
34	74	GS6	Beverley PHILLIPS		MGB	1:42.215	10	21.502	57.72

Cars 37 & 43 - Transponders not working - Fix or you will NOT be timed in the Race
 Weather / Track : Cloudy / Damp
 These results are provisional until the conclusion of any judicial and technical matters.

Silverstone
 Circuit Length = 1.6390 miles.
 Start: 12:17 End: 12:32

Clerk of Course	Timekeeper:
-----------------	-------------

HSCC Millers Oils Classic Sports Cars QUALIFYING LAP ANALYSIS - RACE 9

2	Stuart TIZZARD	Marcos 1800GT
1 -	3:12.646	6 - 1:29.752
2 -	1:32.813	7 - 1:27.903
3 -	1:29.045	8 - 1:27.478
4 -	1:27.702	9 - 1:28.371
5 -	1:26.805	10 - 1:26.777
11 -	1:26.755	12 - 1:27.145
5	Michael MOORE	Jaguar E-type
1 -	3:13.059	
2 -	1:33.300	
3 -	1:30.213	
4 -	1:27.137	
5 -	1:59.853P	
6	Simon ASHWORTH	MGB
1 -	3:23.055	6 - 1:32.801
2 -	1:33.909	7 - 1:30.325
3 -	1:32.408	8 - 1:30.955
4 -	1:31.620	9 - 1:31.933
5 -	1:33.331	10 - 1:29.721
11 -	1:30.216	
9	Julian BARTER	TVR 3000M
1 -	3:41.202	6 - 1:23.773
2 -	1:34.739	7 - 1:23.989
3 -	1:35.878	8 - 1:21.371
4 -	1:30.320	9 - 1:20.713
5 -	1:26.698	10 - 1:26.834
11 -	1:22.261	
12	Neil CONDLIFFE	TVR 3000M
1 -	3:23.488	6 - 1:30.211
2 -	1:34.863	7 - 1:28.563
3 -	1:31.995	8 - 1:52.867
4 -	1:31.187	9 - 1:30.413
5 -	1:32.376	10 - 1:30.214
11 -	1:29.003	
18	Maurice WHELAN	MGB
1 -	3:22.040	6 - 1:38.148
2 -	1:40.825	7 - 1:37.357
3 -	1:35.035	8 - 1:36.140
4 -	1:39.009	9 - 1:34.025
5 -	1:44.551	10 - 1:33.436
20	Steve HILL	Lotus Elite
1 -	3:32.497	6 - 1:35.831
2 -	1:41.786	7 - 1:33.079
3 -	1:39.926	8 - 1:30.842
4 -	1:34.184	9 - 1:47.774P
5 -	1:36.114	

HSCC Millers Oils Classic Sports Cars QUALIFYING LAP ANALYSIS - RACE 9

(contd.)

22	Rod BEGBIE	TVR Grantura MkIII
1 -	3:20.710	6 - 1:32.802 11 - 1:33.106
2 -	1:39.869	7 - 1:33.059
3 -	1:35.335	8 - 1:34.036
4 -	1:35.746	9 - 1:34.223
5 -	1:38.276	10 - 1:32.965
24	Charles BARTER	Datsun 240Z
1 -	3:21.845	6 - 1:28.736 11 - 1:21.330
2 -	1:29.921	7 - 1:23.037 12 - 1:22.539
3 -	1:25.658	8 - 1:22.592
4 -	1:23.783	9 - 1:22.545
5 -	1:22.839	10 - 1:21.376
26	Paul STAFFORD	Datsun 240Z
1 -	3:49.543	6 - 1:28.806 11 - 1:33.409
2 -	1:47.285	7 - 1:25.736
3 -	1:40.365	8 - 1:30.091
4 -	1:33.361	9 - 1:28.153
5 -	1:37.969	10 - 1:27.388
27	Matthew BANNISTER	Datsun 240Z
1 -	3:40.736	6 - 1:27.363 11 - 1:22.109
2 -	1:33.667	7 - 1:24.502
3 -	1:28.538	8 - 1:23.056
4 -	1:25.780	9 - 1:23.208
5 -	1:29.920	10 - 1:23.397
29	Paul DRAYSON	Jaguar E-type
1 -	3:35.060	6 - 1:30.647
2 -	1:37.323	7 - 1:25.964
3 -	1:34.886	8 - 1:28.826
4 -	1:28.977	9 - 1:27.463
5 -	1:44.375	10 - 1:26.578
31	Ken DAVIES	Porsche 911E
1 -	3:47.394	6 - 1:32.948 11 - 1:30.332
2 -	1:40.263	7 - 1:31.442
3 -	1:34.160	8 - 1:29.520
4 -	1:35.551	9 - 1:29.256
5 -	1:35.640	10 - 1:26.874
33	Clive FOSKETT	Datsun 240Z
1 -	3:50.244	6 - 1:34.682 11 - 1:28.831
2 -	1:39.447	7 - 1:33.963
3 -	1:32.833	8 - 1:28.156
4 -	1:33.383	9 - 1:28.988
5 -	1:31.694	10 - 1:27.881

HSCC Millers Oils Classic Sports Cars QUALIFYING LAP ANALYSIS - RACE 9

(contd.)

36	Geoff PARKINSON	TVR 3000M
1 - 3:41.727	6 - 1:33.367	11 - 1:28.291
2 - 1:38.009	7 - 1:29.570	
3 - 1:33.866	8 - 1:29.041	
4 - 1:31.569	9 - 1:29.577	
5 - 1:34.617	10 - 1:30.656	
37	Chris ROCHE	Lotus 23B
1 - 3:40.406	6 - 1:33.214	
2 - 1:45.250	7 - 1:32.591	
3 - 1:35.092	8 - 1:32.085	
4 - 1:36.270		
5 - 1:35.418		
38	William JENKINS	Ferrari 308GTB
1 - 3:45.780	6 - 1:31.201	11 - 1:24.763
2 - 1:37.078	7 - 1:28.366	
3 - 1:45.965	8 - 1:25.309	
4 - 1:33.717	9 - 1:25.098	
5 - 1:29.005	10 - 1:25.378	
39	Terence PAGE	Marcos GT Gullwing
1 - 3:30.592	6 - 1:28.635	11 - 1:28.261
2 - 1:39.538	7 - 1:28.536	
3 - 1:30.423	8 - 1:29.315	
4 - 1:31.404	9 - 1:29.738	
5 - 1:30.333	10 - 1:28.105	
40	Richard KENDLE	Elva Mk7S
1 - 4:15.141	6 - 1:28.320	11 - 1:27.568
2 - 1:29.126	7 - 1:26.508	
3 - 1:29.771	8 - 1:26.838	
4 - 1:29.970	9 - 1:28.845	
5 - 1:30.298	10 - 1:28.307	
41	Malcolm SANDERS	Lotus Elan S3
1 - 3:48.026	6 - 1:37.172	
2 - 1:53.305	7 - 1:35.737	
3 - 1:39.105	8 - 2:05.722P	
4 - 1:37.464		
5 - 1:39.911		
43	Robert HARTLEY	Elva Mk 7
1 - 3:43.184	6 - 1:23.181	11 - 1:23.610
2 - 1:35.066	7 - 1:22.915	
3 - 1:30.032	8 - 1:24.034	
4 - 1:24.356	9 - 1:25.346	
5 - 1:27.157	10 - 1:25.657	

Cars 37 & 43 - Transponders not working - Fix or you will NOT be timed in the Race
Weather / Track : Cloudy / Damp

Silverstone
Circuit Length = 1.6390 miles.
Start: 12:17 End: 12:32

HSCC Millers Oils Classic Sports Cars QUALIFYING LAP ANALYSIS - RACE 9

(contd.)

44	Stephen RADCLIFFE	Jaguar E-type
1 -	3:15.746	6 - 1:29.244 11 - 1:29.650
2 -	1:32.378	7 - 1:29.956
3 -	1:29.924	8 - 1:29.381
4 -	1:28.228	9 - 1:30.909
5 -	1:29.167	10 - 1:30.331
45	Tony BAILEY	Elva Mk1
1 -	3:53.061	6 - 1:35.756
2 -	1:41.138	7 - 1:36.734
3 -	1:39.512	8 - 1:36.287
4 -	1:35.785	9 - 1:37.473
5 -	1:38.247	10 - 1:36.775
46	Neil HOWE	Triumph TR4
1 -	3:36.513	6 - 1:30.382
2 -	1:38.855	7 - 1:31.836
3 -	1:37.371	8 - 1:29.429
4 -	2:06.841	9 - 1:29.527
5 -	1:36.543	10 - 1:29.437
52	Jon SHIPMAN	Crossle Sports
1 -	3:09.023	6 - 1:30.009 11 - 1:25.089
2 -	1:26.976	7 - 1:25.659 12 - 1:22.710
3 -	1:25.933	8 - 1:25.873
4 -	1:24.225	9 - 1:22.238
5 -	1:25.772	10 - 1:22.526
54	Chris PHILLIPS	Porsche 911
1 -	3:16.876	6 - 2:04.459P
2 -	1:38.432	
3 -	1:40.003	
4 -	1:35.173	
5 -	1:41.655	
56	Mike WROE	TVR Griffith
1 -	3:29.716	6 - 1:34.782
2 -	1:42.246	7 - 1:31.515
3 -	1:45.900	8 - 1:29.435
4 -	1:32.832	9 - 2:19.815
5 -	1:35.611	10 - 1:29.765
65	David METHELEY	Marcos 1800 GT
1 -	3:08.584	6 - 1:29.008 11 - 1:34.933
2 -	1:23.868	7 - 1:25.337 12 - 1:24.839
3 -	1:23.496	8 - 1:24.147
4 -	1:23.326	9 - 1:25.399
5 -	1:24.749	10 - 1:23.471

HSCC Millers Oils Classic Sports Cars QUALIFYING LAP ANALYSIS - RACE 9

(contd.)

70	Les ELY	Jaguar E-type		
1 -	3:19.104	6 -	1:26.609	11 - 1:24.607
2 -	1:32.562	7 -	1:26.325	12 - 1:29.348
3 -	1:27.744	8 -	1:25.412	
4 -	1:25.701	9 -	1:25.189	
5 -	1:30.889	10 -	1:26.492	
74	Beverley PHILLIPS	MGB		
1 -	3:20.172	6 -	1:47.700	
2 -	1:44.914	7 -	1:47.366	
3 -	1:53.763	8 -	1:42.215	
4 -	1:46.966	9 -	1:45.992	
5 -	1:47.549	10 -	1:46.397	
77	Sean WALKER	Lotus Elan 26R		
1 -	3:21.152	6 -	1:39.220P	
2 -	1:29.489	7 -	4:18.536	
3 -	1:25.578	8 -	1:24.209	
4 -	1:24.176	9 -	1:21.503	
5 -	1:23.279	10 -	1:24.318	
78	Andrew COLLEY	Lotus Elite		
1 -	3:39.822	6 -	1:31.709	11 - 1:33.028
2 -	1:42.887	7 -	1:30.246	
3 -	1:41.834	8 -	1:30.814	
4 -	1:37.099	9 -	1:27.941	
5 -	1:37.886	10 -	1:27.521	
80	Martin RICHARDSON	MGB		
1 -	3:31.572	6 -	1:36.543	
2 -	1:42.026	7 -	1:36.386	
3 -	1:39.086	8 -	1:35.118	
4 -	1:35.088	9 -	1:35.164	
5 -	1:38.091	10 -	1:33.092	
90	Simon DRABBLE	Merlyn Mk6A		
1 -	3:45.690	6 -	1:31.702	
2 -	1:40.844	7 -	1:32.164	
3 -	1:34.723	8 -	1:31.933	
4 -	3:37.901	9 -	1:30.904	
5 -	1:35.127			

HSCC Millers Oils Classic Sports Cars

GRID - RACE 9

ROW 17	1:35.756 45 BAILEY	1:42.215 74 PHILLIPS
ROW 16	1:35.173 54 PHILLIPS	1:35.737 41 SANDERS
ROW 15	1:33.092 80 RICHARDSON	1:33.436 18 WHELAN
ROW 14	1:32.085 37 ROCHE	1:32.802 22 BEGBIE
ROW 13	1:30.842 20 HILL	1:30.904 90 DRABBLE
ROW 12	1:29.435 56 WROE	1:29.721 6 ASHWORTH
ROW 11	1:28.563 12 CONDLIFFE	1:29.429 46 HOWE
ROW 10	1:28.228 44 RADCLIFFE	1:28.291 36 PARKINSON
ROW 9	1:27.881 33 FOSKETT	1:28.105 39 PAGE
ROW 8	1:27.137 5 MOORE	1:27.521 78 COLLEY
ROW 7	1:26.755 2 TIZZARD	1:26.874 31 DAVIES
ROW 6	1:25.964 29 DRAYSON	1:26.508 40 KENDLE
ROW 5	1:24.763 38 JENKINS	1:25.736 26 STAFFORD
ROW 4	1:23.326 65 METHELEY	1:24.607 70 ELY
ROW 3	1:22.238 52 SHIPMAN	1:22.915 43 HARTLEY
ROW 2	1:21.503 77 WALKER	1:22.109 27 BANNISTER
ROW 1	1:20.713 9 BARTER	1:21.330 24 BARTER

POLE

Cars 37 & 43 - Transponders not working - Fix or you will NOT be timed in the Race
 Weather / Track : Cloudy / Damp
 These results are provisional until the conclusion of any judicial and technical matters.

Silverstone
 Circuit Length = 1.6390 miles.
 Start: 12:17 End: 12:32

Clerk of Course

Timekeeper:

HSCC 70s Roadsports Championship Race for the Wesprey Castings Trophy

RACE CLASSIFICATION - RACE 1

POS	NO	CL	DRIVER	NAT	CAR	TIME	LAPS	GAP	MPH	BEST
1	44	C	Alan HARPER		Lotus Elan S4	15:52.426	12		74.52	1:15.531
2	7	A	Richard THORNE		Morgan +8	15:54.146	12	1.720	74.39	1:16.252
3	69	F	Andy SHEPHERD		Lotus Seven Seies2	15:54.793	12	2.367	74.34	1:16.499
4	77	A	Andrew SHARP		Porsche 928	16:23.581	12	31.155	72.16	1:18.580
5	54	F	Chris HOLLAND		Lotus seven S4	16:24.039	12	31.613	72.13	1:18.638
6	1	D2	Adam BAGNALL		Triumph GT6 Mk3	16:25.155	12	32.729	72.05	1:18.540
7	43	C	Howard BENTHAM		Lotus Europa	16:38.528	12	46.102	71.08	1:18.818
8	3	A	Paul CONWAY		Morgan +8	16:39.049	12	46.623	71.04	1:20.469
9	67	D2	Gordon RUSSELL		Lancia Beta Monte Carlo	16:41.976	12	49.550	70.84	1:21.078
10	39	D2	Jonathan HARTOP		Alfa Romeo 2000GTV	16:57.829	12	1:05.403	69.73	1:20.673
11	29	A	Philip BRIGGS		Porsche 928	16:58.609	12	1:06.183	69.68	1:20.699
12	96	Inv	Nigel BARNETT		Ford Capri 3000E	16:59.961	12	1:07.535	69.59	1:19.595
13	25	D2	Will FINN		Alfa Romeo GTV 2000	17:03.051	12	1:10.625	69.38	1:21.025
14	57	D2	Mark OLDFIELD		Alfa Romeo Alfetta GTV	17:05.008	12	1:12.582	69.24	1:21.341
15	55	D2	Jason KENNEDY		Lancia Beta Coupe	15:58.499	11	1 LAP	67.89	1:22.914
16	34	D2	Sarah HUTCHISON		Lancia Beta	15:59.931	11	1 LAP	67.79	1:23.448
17	63	D1	Jeremy ANSTEAD		Fiat X19	16:04.541	11	1 LAP	67.47	1:23.554
18	52	D2	Graham HALL		Alfa Romeo 2000GTV	16:05.044	11	1 LAP	67.43	1:23.309
19	6	E	Louise KENNEDY		Lancia Fulvia Sport Zagato	16:05.228	11	1 LAP	67.42	1:24.200
20	65	D2	Steve COOKE		Triumph GT6 Mk3	16:13.762	11	1 LAP	66.83	1:22.679
21	98	Inv	Bob TROTTER		Ford Escort RS	16:18.057	11	1 LAP	66.54	1:22.309
22	10	D1	Nigel ASHLEY		Alfa Romeo GT Junior	16:41.769	11	1 LAP	64.96	1:27.394
23	42	C	Ross BRAITHWAITE		Lotus Europa	16:49.659	11	1 LAP	64.45	1:25.635
24	71	Inv	Chris HORNER		Turner Mk1	16:50.426	11	1 LAP	64.40	1:25.764
25	19	E	Jonathan SMART		Lancia Fulvia	16:56.556	11	1 LAP	64.02	1:27.058
26	60	D2	David MARSHALL		Lancia Beta Monte Carlo	17:09.339	11	1 LAP	63.22	1:28.142
27	59	D1	Ralph HARWOOD-PENN		Lancia Fulvia HF	15:52.800	10	2 LAPS	62.11	1:30.337

NOT CLASSIFIED

33	E	Simon HALL	Fiat X19	15:13.238	10	D.N.F.	64.80	1:27.311
5	A	Neil CULLEN	Ford Mustang		0	D.N.F.	N/A	
31	A	Mark BENNETT	MGB GTV8		0	D.N.F.	N/A	
62	D2	James CALVERT	VW Porsche 914/4		0	D.N.F.	N/A	

FASTEST LAP

44	C	Alan HARPER	Lotus Elan S4	1:15.531	11	78.11mph	125.72kph
7	A	Richard THORNE	Morgan +8	1:16.252	11	77.38mph	124.53kph
69	F	Andy SHEPHERD	Lotus Seven Seies2	1:16.499	11	77.13mph	124.12kph
1	D2	Adam BAGNALL	Triumph GT6 Mk3	1:18.540	12	75.12mph	120.90kph
96	Inv	Nigel BARNETT	Ford Capri 3000E	1:19.595	12	74.13mph	119.30kph
63	D1	Jeremy ANSTEAD	Fiat X19	1:23.554	8	70.61mph	113.64kph
6	E	Louise KENNEDY	Lancia Fulvia Sport Zagato	1:24.200	9	70.07mph	112.77kph

Weather / Track : Cloudy / Damp

These results are provisional until the conclusion of any judicial and technical matters.

Silverstone
Circuit Length = 1.6390 miles.
Start: 13:08 End: 13:24

Clerk of Course	Timekeeper:
-----------------	-------------

HSCC 70s Roadsports Championship Race for the Wesprey Castings Trophy

LAP CHART - RACE 1

Lap 1			Lap 2			Lap 3			Lap 4			Lap 5		
No	Behind	Laptime	No	Behind	Laptime	No	Behind	Laptime	No	Behind	Laptime	No	Behind	Laptime
7		1:30.195	44		1:22.308	44		1:19.458	44		1:19.254	44		1:20.010
44	0.401	1:30.596	69	0.552	1:22.113	69	0.761	1:19.667	69	0.192	1:18.685	69	0.253	1:20.071
69	1.148	1:31.343	7	0.734	1:23.443	7	2.176	1:20.900	7	2.461	1:19.539	7	1.241	1:18.790
54	2.998	1:33.193	54	3.971	1:23.682	54	7.481	1:22.968	54	10.683	1:22.456	54	12.041	1:21.368
1	3.620	1:33.815	1	4.371	1:23.460	1	7.783	1:22.870	1	10.749	1:22.220	1	12.294	1:21.555
77	5.266	1:35.461	77	5.999	1:23.442	77	9.677	1:23.136	77	12.171	1:21.748	77	13.153	1:20.992
67	5.776	1:35.971	67	7.457	1:24.390	67	12.086	1:24.087	3	15.449	1:21.982	3	16.918	1:21.479
3	7.683	1:37.878	3	8.335	1:23.361	3	12.721	1:23.844	67	15.894	1:23.062	67	18.211	1:22.327
98	8.353	1:38.548	55	15.017	1:28.638	55	22.965	1:27.406	43	27.157	1:21.986	43	28.912	1:21.765
55	9.088	1:39.283	96	15.656	1:28.238	43	24.425	1:26.095	55	29.446	1:25.735	39	32.608	1:23.021
96	10.127	1:40.322	29	16.069	1:28.373	96	24.778	1:28.580	39	29.597	1:23.724	55	34.107	1:24.671
29	10.405	1:40.600	39	16.692	1:28.407	39	25.127	1:27.893	96	30.880	1:25.356	96	34.893	1:24.023
39	10.994	1:41.189	25	17.551	1:28.210	29	25.567	1:28.956	29	31.324	1:25.011	29	35.257	1:23.943
25	12.050	1:42.245	43	17.788	1:26.965	25	26.250	1:28.157	25	32.124	1:25.128	25	35.963	1:23.849
57	12.706	1:42.901	57	18.898	1:28.901	57	26.712	1:27.272	57	32.517	1:25.059	57	36.528	1:24.021
43	13.532	1:43.727	6	21.668	1:29.261	6	29.137	1:26.927	6	36.707	1:26.824	6	42.747	1:26.050
34	14.393	1:44.588	34	21.875	1:30.191	34	31.110	1:28.693	34	39.091	1:27.235	34	43.150	1:24.069
6	15.116	1:45.311	63	25.414	1:32.508	63	35.594	1:29.638	63	42.500	1:26.160	63	46.957	1:24.467
63	15.615	1:45.810	52	27.006	1:32.982	52	36.280	1:28.732	52	43.535	1:26.509	52	48.672	1:25.147
52	16.733	1:46.928	65	29.180	1:33.115	65	40.004	1:30.282	65	48.922	1:28.172	65	55.902	1:26.990
10	18.146	1:48.341	10	30.146	1:34.709	10	41.697	1:31.009	10	51.124	1:28.681	10	59.645	1:28.531
65	18.774	1:48.969	33	31.148	1:33.939	33	42.497	1:30.807	33	52.403	1:29.160	33	1:01.133	1:28.740
33	19.918	1:50.113	60	34.387	1:34.798	19	49.004	1:31.379	19	1:01.848	1:32.098	98	1:06.096	1:23.890
60	22.298	1:52.493	71	35.677	1:35.339	71	49.555	1:33.336	71	1:01.993	1:31.692	71	1:13.289	1:31.306
19	22.871	1:53.066	19	37.083	1:36.921	60	49.564	1:34.635	98	1:02.216	1:25.458	42	1:13.707	1:29.986
71	23.047	1:53.242	42	37.694	1:35.786	42	50.407	1:32.171	42	1:03.731	1:32.578	19	1:14.707	1:32.869
42	24.617	1:54.812	59	39.917	1:36.503	59	54.597	1:34.138	60	1:04.191	1:33.881	60	1:16.691	1:32.510
59	26.123	1:56.318	98	48.861	2:03.217	98	56.012	1:26.609	59	1:08.666	1:33.323			

HSCC 70s Roadsports Championship Race for the Wesprey Castings Trophy

LAP CHART - RACE 1

(contd.)

Lap 6			Lap 7			Lap 8			Lap 9			Lap 10		
No	Behind	Laptime	No	Behind	Laptime	No	Behind	Laptime	No	Behind	Laptime	No	Behind	Laptime
69		1:18.843	69		1:18.776	69		1:17.085	69		1:17.793	44		1:16.173
7	0.419	1:18.274	7	0.298	1:18.655	44	0.455	1:16.927	7	0.133	1:16.763	7	0.962	1:17.001
44	1.243	1:20.339	44	0.613	1:18.146	7	1.163	1:17.950	44	0.133	1:16.763	69	1.207	1:17.379
59	1 LAP	1:33.651	42	1 LAP	1:28.133	10	1 LAP	1:29.886	98	1 LAP	1:24.707	65	1 LAP	1:25.917
54	14.591	1:21.646	71	1 LAP	1:29.716	33	1 LAP	1:29.971	10	1 LAP	1:27.748	98	1 LAP	1:23.585
77	14.975	1:20.918	19	1 LAP	1:29.923	42	1 LAP	1:27.168	33	1 LAP	1:27.311	10	1 LAP	1:27.636
1	15.469	1:22.271	60	1 LAP	1:32.856	71	1 LAP	1:27.331	42	1 LAP	1:26.446	33	1 LAP	1:27.675
3	19.331	1:21.509	54	16.732	1:20.917	19	1 LAP	1:28.421	77	22.704	1:20.425	77	25.273	1:18.741
67	20.718	1:21.603	59	1 LAP	1:32.505	54	19.797	1:20.150	54	22.910	1:20.906	54	25.994	1:19.256
43	29.947	1:20.131	77	17.273	1:21.074	77	20.072	1:19.884	1	22.969	1:19.808	1	26.796	1:19.999
39	35.544	1:22.032	1	18.035	1:21.342	1	20.954	1:20.004	71	1 LAP	1:28.981	42	1 LAP	1:28.298
29	38.049	1:21.888	3	21.693	1:21.138	60	1 LAP	1:30.765	19	1 LAP	1:28.769	3	36.542	1:21.887
55	39.574	1:24.563	67	23.370	1:21.428	3	26.264	1:21.656	3	30.827	1:22.356	71	1 LAP	1:27.451
96	40.089	1:24.292	43	31.466	1:20.295	67	27.363	1:21.078	67	32.216	1:22.646	67	38.191	1:22.147
25	40.476	1:23.609	39	38.941	1:22.173	59	1 LAP	1:32.051	43	35.940	1:19.985	43	38.835	1:19.067
57	40.964	1:23.532	29	40.455	1:21.182	43	33.748	1:19.367	60	1 LAP	1:30.329	19	1 LAP	1:28.814
34	48.985	1:24.931	96	44.370	1:23.057	39	43.473	1:21.617	59	1 LAP	1:31.656	60	1 LAP	1:29.777
6	50.458	1:26.807	55	44.769	1:23.971	29	44.069	1:20.699	29	47.544	1:21.268	39	53.815	1:21.684
63	53.644	1:25.783	25	45.245	1:23.545	96	49.975	1:22.690	39	48.303	1:22.623	29	54.515	1:23.143
52	54.604	1:25.028	57	45.824	1:23.636	25	50.775	1:22.615	96	54.083	1:21.901	96	58.849	1:20.938
65	1:02.369	1:25.563	34	54.271	1:24.062	57	51.391	1:22.652	25	54.777	1:21.795	25	1:00.139	1:21.534
10	1:09.205	1:28.656	6	56.705	1:25.023	55	55.995	1:28.311	57	55.435	1:21.837	57	1:00.751	1:21.488
33	1:10.094	1:28.057	63	58.440	1:23.572	34	1:00.634	1:23.448	55	1:06.362	1:28.160	59	1 LAP	1:32.318
98	1:10.795	1:23.795	52	59.495	1:23.667	6	1:04.093	1:24.473	34	1:06.925	1:24.084	55	1:13.104	1:22.914
			65	1:08.450	1:24.857	63	1:04.909	1:23.554	6	1:10.500	1:24.200	34	1:14.466	1:23.713
			98	1:15.470	1:23.451	52	1:05.860	1:23.450	63	1:11.009	1:23.893			
						65	1:15.080	1:23.715	52	1:11.376	1:23.309			

HSCC 70s Roadsports Championship Race for the Wesprey Castings Trophy

LAP CHART - RACE 1

(contd.)

Lap 11			Lap 12			Lap 13			Lap 14			Lap 15		
No	Behind	Laptime	No	Behind	Laptime	No	Behind	Laptime	No	Behind	Laptime	No	Behind	Laptime
44		1:15.531	44		1:16.347									
7	1.683	1:16.252	59	2 LAPS	1:30.337									
69	2.175	1:16.499	7		1:16.384									
63	1 LAP	1:24.589	69		2.367 1:16.539									
6	1 LAP	1:25.243	55	1 LAP	1:24.847									
52	1 LAP	1:25.079	34	1 LAP	1:24.917									
65	1 LAP	1:23.503	63	1 LAP	1:24.567									
98	1 LAP	1:22.309	52	1 LAP	1:24.213									
77	28.922	1:19.180	6	1 LAP	1:25.109									
54	29.322	1:18.859	65	1 LAP	1:22.679									
1	30.536	1:19.271	98	1 LAP	1:22.488									
10	1 LAP	1:27.394	77		31.155 1:18.580									
33	1 LAP	1:27.465	54		31.613 1:18.638									
3	42.501	1:21.490	1		32.729 1:18.540									
43	43.631	1:20.327	43		46.102 1:18.818									
67	44.759	1:22.099	3		46.623 1:20.469									
42	1 LAP	1:28.646	10	1 LAP	1:29.178									
71	1 LAP	1:26.268	67		49.550 1:21.138									
19	1 LAP	1:27.058	42	1 LAP	1:25.635									
39	1:01.077	1:22.793	71	1 LAP	1:25.764									
29	1:01.368	1:22.384	19	1 LAP	1:27.238									
96	1:04.287	1:20.969	39	1:05.403	1:20.673									
60	1 LAP	1:29.153	29	1:06.183	1:21.162									
25	1:05.633	1:21.025	96	1:07.535	1:19.595									
57	1:06.561	1:21.341	25	1:10.625	1:21.339									
			57		1:12.582 1:22.368									
			60	1 LAP	1:28.142									

HSCC Classic Formula 3

RACE CLASSIFICATION - RACE 2

POS	NO	CL	DRIVER	NAT	CAR	TIME	LAPS	GAP	MPH	BEST
1	77	20	Richard TROTT		Ralt RT1	15:30.633	14		88.95	1:04.940
2	17	20	Keith WHITE		Ralt RT1	15:34.316	14	3.683	88.60	1:04.535
3	82	20	John BRADSHAW		Argo JM1	15:36.992	14	6.359	88.34	1:04.649
4	2	20	Neil DUNKEL		Argo JM3	15:42.357	14	11.724	87.84	1:04.620
5	58	20	Steve MAXTED		Argo JM6	15:43.009	14	12.376	87.78	1:05.820
6	92	20	Ian JACOBS		Martini MK31	15:46.121	14	15.488	87.49	1:05.252
7	14	20	Iain ROWLEY		March 793	15:53.367	14	22.734	86.83	1:05.731
8	50	20	Julian BALDWIN		March 783	15:58.984	14	28.351	86.32	1:04.886
9	29	20	Bryan SHAW		March 803	16:07.037	14	36.404	85.60	1:06.175
10	47	20	Ian SMITH		Argo JM6	16:15.429	14	44.796	84.86	1:05.937
11	53	Inv	Roger PRICE		Delta T79	16:17.209	14	46.576	84.71	1:07.611
12	4	20	Paul CAMPFIELD		March 803	16:30.575	14	59.942	83.57	1:08.441
13	5	20	Paul WYETH		March 793	16:35.651	14	1:05.018	83.14	1:09.315
14	54	Inv	Peter RICHARDS		Delta T79	16:06.392	13	1 LAP	79.55	1:10.796
15	79	Inv	Warren MOYE		Delta T79	16:06.880	13	1 LAP	79.51	1:10.045
16	60	Inv	Nigel GRANT		Delta T78	16:07.191	13	1 LAP	79.49	1:09.860
17	3	20	John WATSON		March 803	16:10.531	13	1 LAP	79.21	1:10.996
18	64	Inv	Janet SHERRY		Royale RP27	16:11.573	13	1 LAP	79.13	1:10.427
19	74	Inv	Seamus DOYLE		Lola T580	16:32.282	13	1 LAP	77.48	1:12.847
20	96	16	Gareth WALTERS		Mallock MkIIB	16:44.614	12	2 LAPS	70.65	1:19.583

NOT CLASSIFIED

43	Inv	Jan LANGDON	Reynard SF78	15:22.178	10	D.N.F.	64.17	1:13.351
1	Inv	Paul SMITH	Reynard SF79	3:29.706	3	D.N.F.	85.25	1:06.828
90	20	Alan PARKER	Chevron B38	4:08.540	3	D.N.F.	71.93	1:11.300

FASTEST LAP

17	20	Keith WHITE	Ralt RT1	1:04.535	14	91.42mph	147.14kph
1	Inv	Paul SMITH	Reynard SF79	1:06.828	3	88.29mph	142.09kph
96	16	Gareth WALTERS	Mallock MkIIB	1:19.583	12	74.14mph	119.31kph

Weather / Track : Cloudy / Dry
 These results are provisional until the conclusion of any judicial and technical matters.

Silverstone
 Circuit Length = 1.6390 miles.
 Start: 13:36 End: 13:52

Clerk of Course	Timekeeper:
-----------------	-------------

HSCC Classic Formula 3

LAP CHART - RACE 2

Lap 1			Lap 2			Lap 3			Lap 4			Lap 5		
No	Behind	Laptime	No	Behind	Laptime	No	Behind	Laptime	No	Behind	Laptime	No	Behind	Laptime
1		1:15.611	1		1:07.267	1		1:06.828	77		1:05.486	77		1:05.507
58	0.155	1:15.766	58	0.463	1:07.575	77	0.301	1:06.132	58	1.691	1:06.808	58	2.644	1:06.460
77	0.913	1:16.524	77	0.997	1:07.351	58	0.670	1:07.035	2	2.101	1:06.602	17	3.635	1:05.621
2	1.507	1:17.118	2	1.320	1:07.080	2	1.286	1:06.794	17	3.521	1:06.540	82	6.604	1:05.901
82	2.964	1:18.575	17	3.052	1:07.184	17	2.768	1:06.544	82	6.210	1:06.771	2	11.637	1:15.043
17	3.135	1:18.746	82	4.843	1:09.146	82	5.226	1:07.211	92	9.565	1:06.695	92	12.391	1:08.333
53	4.536	1:20.147	92	7.405	1:09.580	92	8.657	1:08.080	14	11.158	1:06.523	14	12.525	1:06.874
92	5.092	1:20.703	53	8.118	1:10.849	53	10.319	1:09.029	53	13.885	1:09.353	96	1 LAP	1:25.242
4	7.220	1:22.831	14	9.475	1:09.399	14	10.422	1:07.775	50	15.192	1:07.007	50	16.126	1:06.441
14	7.343	1:22.954	5	11.317	1:10.454	50	13.972	1:08.554	29	20.004	1:08.793	53	17.982	1:09.604
50	7.830	1:23.441	4	12.133	1:12.180	5	15.288	1:10.799	5	20.734	1:11.233	29	22.502	1:08.005
5	8.130	1:23.741	50	12.246	1:11.683	4	16.922	1:11.617	4	21.160	1:10.025	5	24.542	1:09.315
90	8.405	1:24.016	90	12.438	1:11.300	29	16.998	1:09.688	47	23.628	1:10.671	4	25.708	1:10.055
29	9.425	1:25.036	47	13.886	1:10.727	47	18.744	1:11.686	54	38.802	1:16.224	47	27.243	1:09.122
47	10.426	1:26.037	29	14.138	1:11.980	54	28.365	1:14.280	3	42.685	1:15.527	54	47.726	1:14.431
54	13.439	1:29.050	54	20.913	1:14.741	3	32.945	1:16.233	64	43.396	1:15.807	3	50.996	1:13.818
64	14.000	1:29.611	64	22.810	1:16.077	64	33.376	1:17.394	60	43.641	1:14.469	79	51.623	1:12.512
3	14.616	1:30.227	3	23.540	1:16.191	74	34.542	1:17.210	79	44.618	1:14.510	64	52.792	1:14.903
74	15.168	1:30.779	74	24.160	1:16.259	60	34.959	1:16.692	74	45.248	1:16.493	60	53.096	1:14.962
43	15.431	1:31.042	43	24.265	1:16.101	79	35.895	1:15.433	43	56.899	1:15.093	74	54.761	1:15.020
60	16.422	1:32.033	60	25.095	1:15.940	90	38.834	1:33.224P						
79	17.644	1:33.255	79	27.290	1:16.913	43	47.593	1:30.156						
96	23.740	1:39.351	96	41.459	1:24.986	96	58.926	1:24.295						

HSCC Classic Formula 3

LAP CHART - RACE 2

(contd.)

Lap 6			Lap 7			Lap 8			Lap 9			Lap 10		
No	Behind	Laptime	No	Behind	Laptime	No	Behind	Laptime	No	Behind	Laptime	No	Behind	Laptime
77		1:05.345	77		1:04.940	77		1:06.010	77		1:05.886	77		1:06.118
43	1 LAP	1:14.731	58	5.111	1:06.835	3	1 LAP	1:12.904	54	1 LAP	1:12.336	17	5.551	1:05.535
58	3.216	1:05.917	17	5.576	1:06.338	64	1 LAP	1:13.121	79	1 LAP	1:11.607	58	6.624	1:07.030
17	4.178	1:05.888	82	8.640	1:06.540	60	1 LAP	1:12.971	58	5.712	1:06.677	82	8.177	1:05.796
82	7.040	1:05.781	43	1 LAP	1:13.351	74	1 LAP	1:13.352	17	6.134	1:06.342	54	1 LAP	1:13.528
2	13.241	1:06.949	2	15.078	1:06.777	58	4.921	1:05.820	3	1 LAP	1:11.186	79	1 LAP	1:12.859
14	13.337	1:06.157	92	15.678	1:06.642	17	5.678	1:06.112	82	8.499	1:05.975	2	13.155	1:05.906
92	13.976	1:06.930	14	16.228	1:07.831	82	8.410	1:05.780	64	1 LAP	1:13.289	3	1 LAP	1:13.093
50	16.954	1:06.173	50	16.900	1:04.886	2	14.478	1:05.410	60	1 LAP	1:13.360	96	2 LAPS	1:22.530
53	22.268	1:09.631	53	26.494	1:09.166	92	15.565	1:05.897	2	13.367	1:04.775	92	14.418	1:05.483
29	27.069	1:09.912	29	28.778	1:06.649	14	16.607	1:06.389	92	15.053	1:05.374	64	1 LAP	1:12.092
5	28.740	1:09.543	5	33.355	1:09.555	50	16.931	1:06.041	74	1 LAP	1:17.195	60	1 LAP	1:12.013
4	30.362	1:09.999	47	33.943	1:07.775	43	1 LAP	1:15.093	50	16.426	1:05.381	14	17.937	1:07.442
47	31.108	1:09.210	4	35.193	1:09.771	53	28.095	1:07.611	14	16.613	1:05.892	74	1 LAP	1:15.272
96	1 LAP	1:25.080	96	1 LAP	1:21.385	29	29.662	1:06.894	29	29.951	1:06.175	50	25.192	1:14.884
54	54.775	1:12.394	54	1:01.499	1:11.664	47	35.955	1:08.022	53	30.839	1:08.630	29	30.295	1:06.462
79	58.369	1:12.091	79	1:04.941	1:11.512	5	37.816	1:10.471	47	38.846	1:08.777	53	32.653	1:07.932
3	58.988	1:13.337				4	38.644	1:09.461	4	42.125	1:09.367	47	39.714	1:06.986
64	1:00.929	1:13.482				96	1 LAP	1:20.743	5	42.642	1:10.712	4	44.600	1:08.593
60	1:01.376	1:13.625							43	1 LAP	1:31.498P	5	46.723	1:10.199
74	1:02.263	1:12.847												

HSCC Classic Formula 3

LAP CHART - RACE 2

(contd.)

Lap 11			Lap 12			Lap 13			Lap 14			Lap 15		
No	Behind	Laptime	No	Behind	Laptime	No	Behind	Laptime	No	Behind	Laptime	No	Behind	Laptime
77		1:05.178	77		1:04.957	77		1:05.336	77		1:05.863			
17	5.292	1:04.919	17	5.308	1:04.973	17	5.011	1:05.039	17	3.683	1:04.535			
82	8.241	1:05.242	82	8.209	1:04.925	82	7.522	1:04.649	82	6.359	1:04.700			
58	8.994	1:07.548	58	10.328	1:06.291	58	11.070	1:06.078	2	11.724	1:05.699			
2	12.933	1:04.956	2	12.596	1:04.620	2	11.888	1:04.628	58	12.376	1:07.169			
92	14.947	1:05.707	92	15.242	1:05.252	92	15.952	1:06.046	92	15.488	1:05.399			
54	1 LAP	1:11.921	14	22.381	1:06.619	14	22.866	1:05.821	14	22.734	1:05.731			
79	1 LAP	1:12.653	54	1 LAP	1:12.586	50	28.967	1:07.410	50	28.351	1:05.247			
3	1 LAP	1:10.996	43	3 LAPS	2:59.010	54	1 LAP	1:12.441	54	1 LAP	1:10.796			
14	20.719	1:07.960	79	1 LAP	1:12.797	79	1 LAP	1:10.693	79	1 LAP	1:10.045			
60	1 LAP	1:11.228	50	26.893	1:06.726	60	1 LAP	1:09.860	29	36.404	1:06.434			
64	1 LAP	1:12.646	60	1 LAP	1:09.997	3	1 LAP	1:11.517	60	1 LAP	1:10.041			
50	25.124	1:05.110	3	1 LAP	1:14.410	29	35.833	1:06.762	3	1 LAP	1:11.092			
96	2 LAPS	1:19.789	64	1 LAP	1:10.993	64	1 LAP	1:11.731	64	1 LAP	1:10.427			
29	32.581	1:07.464	29	34.407	1:06.783	53	44.181	1:08.586	47	44.796	1:05.937			
74	1 LAP	1:14.884	53	40.931	1:10.444	47	44.722	1:06.463	53	46.576	1:08.258			
53	35.444	1:07.969	47	43.595	1:07.410	74	1 LAP	1:13.508	4	59.942	1:09.480			
47	41.142	1:06.606	96	2 LAPS	1:20.299	4	56.325	1:09.734	74	1 LAP	1:15.031			
4	48.443	1:09.021	74	1 LAP	1:14.432	43	3 LAPS	1:36.103P	5	1:05.018	1:10.595			
5	51.022	1:09.477	4	51.927	1:08.441	96	2 LAPS	1:21.331	96	2 LAPS	1:19.583			
			5	55.678	1:09.613	5	1:00.286	1:09.944						

HSCC Historic Roadsports

RACE CLASSIFICATION - RACE 3

POS	NO	CL	DRIVER	NAT	CAR	TIME	LAPS	GAP	MPH	BEST
1	38	Inv	Richard HAYHOW		Lotus Elan	15:13.393	12		77.71	1:13.334
2	15	B	Mike EAGLES		Milano GT Mk1	15:16.159	12	2.766	77.47	1:13.232
3	22	C	John FITZGERALD		Lotus Elan S4	15:34.889	12	21.496	75.92	1:14.606
4	73	B	Tony HILL		AC Ace Ford	15:41.798	12	28.405	75.36	1:15.927
5	76	A	Tony HOWARD		Morgan +8	15:47.130	12	33.737	74.94	1:14.929
6	55	A	Hugo DIXON		Chevrolet Camero	15:47.676	12	34.283	74.90	1:14.900
7	90	C	Adam ORMANDY		Lotus Elan	15:56.171	12	42.778	74.23	1:13.520
8	54	Inv	Martin HALLIDAY		Lotus 7	15:59.204	12	45.811	74.00	1:15.360
9	44	E	Richard LLOYD		Triumph Spitfire	15:59.877	12	46.484	73.94	1:15.456
10	58	Inv	Jon SHIPMAN		Turner MK2	16:01.901	12	48.508	73.79	1:15.673
11	20	B	Rory BELL		Triumph TR5	16:03.510	12	50.117	73.66	1:16.306
12	1	E	Dick COFFEY		Turner Mk1	16:09.223	12	55.830	73.23	1:16.311
13	7	Inv	John HILLON		Alfa Romeo Alfetta GTV	16:15.226	12	1:01.833	72.78	1:18.625
14	5	Inv	Richard HACKETT		Jaguar XK120	16:18.291	12	1:04.898	72.55	1:17.345
15	39	D	Rollo BEALE		Alfa Romeo Giulia Spider Veloce	16:19.355	12	1:05.962	72.47	1:18.111
16	16	Inv	John ROBERTS		Jaguar XK150	16:21.355	12	1:07.962	72.33	1:18.702
17	31	B	James OWEN		Triumph TR5	16:21.959	12	1:08.566	72.28	1:17.691
18	24	F	Trevor GROOM		Jaguar XK140	16:24.747	12	1:11.354	72.08	1:18.685
19	17	Inv	David HALL		Jaguar XK120 fhc	17:02.811	12	1:49.418	69.39	1:19.225
20	47	Inv	Patrick FENN		MGB	15:14.804	11	1 LAP	71.14	1:19.031
21	63	B	Colin SHARP		Triumph TR4a	15:15.119	11	1 LAP	71.11	1:17.861
22	37	Inv	David KREMER		Jaguar XK150	15:19.842	11	1 LAP	70.75	1:19.403
23	21	D	Rebecca RUFF		Porsche 911	15:22.986	11	1 LAP	70.51	1:19.148
24	96	Inv	Michael SMITH		Capri 3000E	15:25.038	11	1 LAP	70.35	1:20.088
25	26	Inv	Melvyn FLOYD		Jaguar XK120	15:28.669	11	1 LAP	70.08	1:20.355
26	51	E	Mark WILSON		Ginetta G15	15:33.236	11	1 LAP	69.73	1:21.331
27	78	B	Jonathon RUSHTON		Morgan +4	15:48.626	11	1 LAP	68.60	1:21.807
28	30	F	Tim BURRETT		Lancia Aurelia B20	15:58.817	11	1 LAP	67.87	1:24.248
29	11	Inv	Fos WILSON		MG Midget	16:05.441	11	1 LAP	67.41	1:23.109
30	79	D	Duncan HOLDEN		Triumph GT6 MK2	15:20.308	10	2 LAPS	64.30	1:26.601
31	57	Inv	Glenn TOLLETT		Jaguar XK150	15:29.598	10	2 LAPS	63.66	1:29.428
32	59	Inv	Tim BEAVIS		Lancia Fulvia HF	15:52.109	10	2 LAPS	62.15	1:31.389

NOT CLASSIFIED

32	E	Patrick WARD-BOOTH		Ginetta G4	6:47.066	4	D.N.F.	58.41	1:18.859
3	inv	Jonathan HARTOP		Alfa 2000GTV	2:14.430	1	D.N.F.	45.20	

FASTEST LAP

15	B	Mike EAGLES		Milano GT Mk1	1:13.232	7	80.57mph	129.66kph
38	Inv	Richard HAYHOW		Lotus Elan	1:13.334	7	80.45mph	129.48kph
90	C	Adam ORMANDY		Lotus Elan	1:13.520	12	80.25mph	129.15kph
55	A	Hugo DIXON		Chevrolet Camero	1:14.900	10	78.77mph	126.77kph
44	E	Richard LLOYD		Triumph Spitfire	1:15.456	12	78.19mph	125.84kph
39	D	Rollo BEALE		Alfa Romeo Giulia Spider Veloce	1:18.111	11	75.53mph	121.56kph
24	F	Trevor GROOM		Jaguar XK140	1:18.685	11	74.98mph	120.68kph
37	Inv	David KREMER		Jaguar XK150	1:19.403	7	74.31mph	119.58kph

Weather / Track : Cloudy / Dry

These results are provisional until the conclusion of any judicial and technical matters.

Silverstone
Circuit Length = 1.6390 miles.
Start: 14:01 End: 14:17

Clerk of Course	Timekeeper:
-----------------	-------------

HSCC Historic Roadsports

LAP CHART - RACE 3

Lap 1			Lap 2			Lap 3			Lap 4			Lap 5		
No	Behind	Laptime	No	Behind	Laptime	No	Behind	Laptime	No	Behind	Laptime	No	Behind	Laptime
38		1:24.425	38		1:16.815	38		1:16.256	38		1:15.250	38		1:14.862
22	1.909	1:26.334	22	1.944	1:16.850	15	1.823	1:15.721	15	0.895	1:14.322	57	1 LAP	1:31.162
73	2.200	1:26.625	15	2.358	1:16.712	22	3.114	1:17.426	22	4.956	1:17.092	15	0.328	1:14.295
15	2.461	1:26.886	73	3.910	1:18.525	73	6.881	1:19.227	73	9.294	1:17.663	79	1 LAP	1:31.705
55	9.578	1:34.003	58	15.369	1:21.761	58	18.814	1:19.701	55	23.294	1:18.905	59	1 LAP	1:31.998
76	9.858	1:34.283	76	15.778	1:22.735	55	19.639	1:19.302	58	23.460	1:19.896	22	6.615	1:16.521
7	10.244	1:34.669	55	16.593	1:23.830	76	19.954	1:20.432	76	24.045	1:19.341	73	12.108	1:17.676
58	10.423	1:34.848	54	18.048	1:23.826	54	20.527	1:18.735	54	25.003	1:19.726	32	1 LAP	2:14.923P
39	10.643	1:35.068	63	18.426	1:23.802	63	21.151	1:18.981	63	25.621	1:19.720	55	26.435	1:18.003
54	11.037	1:35.462	7	18.683	1:25.254	7	22.424	1:19.997	7	26.853	1:19.679	76	26.696	1:17.513
63	11.439	1:35.864	24	19.230	1:23.897	20	24.880	1:21.287	20	29.383	1:19.753	54	27.857	1:17.716
24	12.148	1:36.573	39	19.674	1:25.846	24	25.834	1:22.860	16	31.480	1:20.440	63	28.661	1:17.902
20	12.306	1:36.731	20	19.849	1:24.358	16	26.290	1:22.213	44	31.911	1:18.510	7	30.723	1:18.732
1	12.609	1:37.034	1	20.113	1:24.319	1	26.859	1:23.002	24	32.293	1:21.709	20	33.298	1:18.777
16	15.335	1:39.760	16	20.333	1:21.813	39	27.770	1:24.352	1	32.562	1:20.953	44	35.077	1:18.028
5	16.479	1:40.904	5	22.271	1:22.607	44	28.651	1:20.696	39	33.042	1:20.522	16	36.588	1:19.970
47	18.229	1:42.654	47	24.060	1:22.646	5	30.662	1:24.647	5	37.827	1:22.415	58	36.950	1:28.352
44	19.562	1:43.987	44	24.211	1:21.464	47	31.053	1:23.249	31	38.512	1:20.756	1	37.677	1:19.977
17	20.162	1:44.587	17	26.869	1:23.522	31	33.006	1:22.110	47	38.970	1:23.167	39	38.486	1:20.306
37	21.447	1:45.872	31	27.152	1:22.254	17	34.114	1:23.501	17	41.523	1:22.659	24	39.679	1:22.248
31	21.713	1:46.138	37	27.817	1:23.185	32	34.647	1:18.859	37	44.302	1:24.139	5	42.914	1:19.949
96	22.945	1:47.370	96	30.065	1:23.935	37	35.413	1:23.852	96	45.383	1:22.780	31	43.866	1:20.216
21	24.278	1:48.703	26	31.297	1:23.580	96	37.853	1:24.044	90	46.240	1:17.970	47	44.793	1:20.685
26	24.532	1:48.957	32	32.044	1:23.829	26	38.445	1:23.404	26	46.526	1:23.331	17	47.575	1:20.914
51	24.761	1:49.186	21	32.252	1:24.789	21	39.057	1:23.061	21	47.373	1:23.566	90	48.580	1:17.202
32	25.030	1:49.455	51	33.056	1:25.110	51	40.099	1:23.299	51	48.356	1:23.507	37	51.093	1:21.653
30	25.637	1:50.062	30	34.934	1:26.112	90	43.520	1:23.035	30	53.111	1:24.557	96	52.968	1:22.447
78	27.458	1:51.883	90	36.741	1:22.364	30	43.804	1:25.126	78	53.307	1:23.825	26	53.521	1:21.857
57	27.833	1:52.258	78	36.965	1:26.322	78	44.732	1:24.023	11	58.091	1:25.584	21	54.095	1:21.584
11	28.322	1:52.747	11	39.151	1:27.644	11	47.757	1:24.862				51	55.183	1:21.689
79	29.398	1:53.823	57	43.657	1:32.639	57	59.095	1:31.694				78	1:02.851	1:24.406
90	31.192	1:55.617	79	44.115	1:31.532	79	59.552	1:31.693				30	1:03.050	1:24.801
59	31.832	1:56.257	59	48.482	1:33.465	59	1:03.615	1:31.389				11	1:08.948	1:25.719
3	50.005	2:14.430P												

HSCC Historic Roadsports

LAP CHART - RACE 3

(contd.)

Lap 6			Lap 7			Lap 8			Lap 9			Lap 10		
No	Behind	Laptime	No	Behind	Laptime	No	Behind	Laptime	No	Behind	Laptime	No	Behind	Laptime
38		1:13.691	38		1:13.334	38		1:13.536	38		1:14.591	38		1:16.904
15	0.482	1:13.845	15	0.380	1:13.232	15	1.312	1:14.468	21	1 LAP	1:20.581	96	1 LAP	1:20.640
22	10.427	1:17.503	30	1 LAP	1:25.737	78	1 LAP	1:22.445	15	2.029	1:15.308	15	3.839	1:18.714
57	1 LAP	1:30.568	11	1 LAP	1:25.688	30	1 LAP	1:24.248	26	1 LAP	1:20.694	59	2 LAPS	1:33.458
73	17.148	1:18.731	22	13.038	1:15.945	22	14.108	1:14.606	51	1 LAP	1:21.717	21	1 LAP	1:20.452
79	1 LAP	1:30.820	73	21.467	1:17.653	11	1 LAP	1:24.913	22	15.280	1:15.763	26	1 LAP	1:20.602
59	1 LAP	1:31.525	57	1 LAP	1:30.174	73	24.816	1:16.885	78	1 LAP	1:23.332	51	1 LAP	1:21.346
55	30.491	1:17.747	55	33.942	1:16.785	55	36.936	1:16.530	30	1 LAP	1:24.751	22	13.375	1:14.999
76	30.700	1:17.695	76	34.191	1:16.825	76	37.321	1:16.666	73	26.152	1:15.927	78	1 LAP	1:21.807
63	32.831	1:17.861	79	1 LAP	1:29.803	63	42.588	1:18.200	11	1 LAP	1:25.387	73	27.130	1:17.882
54	33.115	1:18.949	54	36.905	1:17.124	54	42.914	1:19.545	55	37.921	1:15.576	30	1 LAP	1:24.403
7	36.090	1:19.058	63	37.924	1:18.427	44	43.501	1:16.295	76	38.161	1:15.431	55	35.917	1:14.900
20	36.821	1:17.214	44	40.742	1:16.508	20	45.576	1:18.111	44	47.807	1:18.897	76	36.260	1:15.003
44	37.568	1:16.182	20	41.001	1:17.514	58	46.804	1:16.219	54	48.065	1:19.742	11	1 LAP	1:24.391
58	41.178	1:17.919	59	1 LAP	1:31.676	7	49.216	1:20.950	58	48.166	1:15.953	54	47.747	1:16.586
16	42.612	1:19.715	7	41.802	1:19.046	79	1 LAP	1:29.267	20	49.004	1:18.019	44	48.713	1:17.810
1	42.704	1:18.718	58	44.121	1:16.277	57	1 LAP	1:32.004	90	51.430	1:13.607	90	49.035	1:14.509
39	43.405	1:18.610	1	48.049	1:18.679	90	52.414	1:14.349	7	54.390	1:19.765	58	50.564	1:19.302
24	45.414	1:19.426	16	48.251	1:18.973	1	52.837	1:18.324	1	54.904	1:16.658	20	51.217	1:19.117
5	48.267	1:19.044	39	49.026	1:18.955	16	54.161	1:19.446	16	59.709	1:20.139	1	56.457	1:18.457
31	49.013	1:18.838	24	51.431	1:19.351	39	55.145	1:19.655	39	1:00.322	1:19.768	7	57.942	1:20.456
90	50.171	1:15.282	90	51.601	1:14.764	24	57.797	1:19.902	5	1:02.296	1:18.608	39	1:01.928	1:18.510
47	51.940	1:20.838	5	53.458	1:18.525	5	58.279	1:18.357	79	1 LAP	1:27.183	5	1:03.668	1:18.276
17	53.671	1:19.787	31	54.463	1:18.784	31	59.110	1:18.183	24	1:03.476	1:20.270	16	1:04.139	1:21.334
37	58.693	1:21.291	47	58.580	1:19.974	59	1 LAP	1:33.787	31	1:04.811	1:20.292	31	1:05.598	1:17.691
96	1:00.658	1:21.381	17	59.816	1:19.479	47	1:04.075	1:19.031	57	1 LAP	1:29.695	24	1:07.355	1:20.783
21	1:01.208	1:20.804	37	1:04.762	1:19.403	17	1:05.505	1:19.225	47	1:10.129	1:20.645	79	1 LAP	1:26.601
26	1:02.209	1:22.379	96	1:07.412	1:20.088	37	1:10.737	1:19.511	17	1:10.551	1:19.637	17	1:13.700	1:20.053
51	1:03.647	1:22.155	21	1:08.015	1:20.141	96	1:14.201	1:20.325	63	1:11.362	1:43.365	47	1:13.938	1:20.713
78	1:13.311	1:24.151	26	1:10.092	1:21.217				37	1:16.101	1:19.955	63	1:14.146	1:19.688
			51	1:11.698	1:21.385									

HSCC Historic Roadsports

LAP CHART - RACE 3

(contd.)

Lap 11			Lap 12			Lap 13			Lap 14			Lap 15		
No	Behind	Laptime	No	Behind	Laptime	No	Behind	Laptime	No	Behind	Laptime	No	Behind	Laptime
38		1:16.276	38		1:17.453									
37	1 LAP	1:20.674	47	1 LAP	1:21.202									
15	4.176	1:16.613	63	1 LAP	1:21.309									
57	2 LAPS	1:29.976	15	2.766	1:16.043									
96	1 LAP	1:20.428	37	1 LAP	1:20.307									
21	1 LAP	1:20.157	79	2 LAPS	1:27.881									
26	1 LAP	1:20.355	21	1 LAP	1:19.148									
22	12.047	1:14.948	96	1 LAP	1:21.600									
51	1 LAP	1:21.331	26	1 LAP	1:22.293									
59	2 LAPS	1:33.769	57	2 LAPS	1:29.428									
73	28.084	1:17.230	51	1 LAP	1:22.511									
78	1 LAP	1:23.897	22	21.496	1:26.902									
55	35.885	1:16.244	73	28.405	1:17.774									
76	36.261	1:16.277	76	33.737	1:14.929									
30	1 LAP	1:24.691	55	34.283	1:15.851									
11	1 LAP	1:23.109	78	1 LAP	1:22.535									
90	46.711	1:13.952	59	2 LAPS	1:34.785									
54	47.904	1:16.433	90	42.778	1:13.520									
44	48.481	1:16.044	30	1 LAP	1:24.329									
58	49.961	1:15.673	54	45.811	1:15.360									
20	51.247	1:16.306	44	46.484	1:15.456									
1	56.972	1:16.791	58	48.508	1:16.000									
7	1:00.661	1:18.995	20	50.117	1:16.323									
39	1:03.763	1:18.111	11	1 LAP	1:25.397									
5	1:05.006	1:17.614	1	55.830	1:16.311									
16	1:06.713	1:18.850	7	1:01.833	1:18.625									
31	1:07.487	1:18.165	5	1:04.898	1:17.345									
24	1:09.764	1:18.685	39	1:05.962	1:19.652									
17	1:17.266	1:19.842	16	1:07.962	1:18.702									
			31	1:08.566	1:18.532									
			24	1:11.354	1:19.043									
			17	1:49.418	1:49.605P									

HSCC Legends Racing Historic Formula Ford

RACE CLASSIFICATION - RACE 4

POS	NO	CL	DRIVER	NAT	CAR	TIME	LAPS	GAP	MPH	BEST
1	87		Nelson ROWE		Crossle 20F	15:15.217	13		84.00	1:08.445
2	44		John BLADON		Merlyn Mk11A	15:19.788	13	4.571	83.58	1:08.511
3	8		John GOLDSMITH		Macon MR8B	15:22.717	13	7.500	83.32	1:09.037
4	57		David WILD		Macon MR8	15:26.561	13	11.344	82.97	1:08.866
5	30		Neil GLOVER		Macon Mk8	15:37.387	13	22.170	82.01	1:09.864
6	85		C.LILLINGSTONE-PRICE		Merlyn Mk11	15:44.450	13	29.233	81.40	1:09.056
7	80	N	Paul DRAYSON		Merlyn Mk 20	15:45.389	13	30.172	81.32	1:09.662
8	27		Dick DIXON		Lotus 61	15:50.061	13	34.844	80.92	1:09.969
9	10		Matthew MCMULLEN		Merlyn Mk20	15:50.827	13	35.610	80.85	1:10.131
10	77		Chris SHARPLES		Palliser WDF1	15:53.357	13	38.140	80.64	1:07.841
11	21		Neil BOWMAN		Macon MR7B	15:54.009	13	38.792	80.58	1:09.545
12	90	N	Henry SCOTT		Lola T200	15:57.862	13	42.645	80.26	1:08.867
13	99	N	Gregory THORNTON		Titan Mk4	15:58.658	13	43.441	80.19	1:09.276
14	91	N	Alastair GARRATT		Lola T200	15:59.141	13	43.924	80.15	1:09.119
15	48		Crispin SCHLAEFLI		Macon MR8	16:02.362	13	47.145	79.88	1:10.676
16	53		Martin HIBBERT		Merlyn Mk20A	16:05.345	13	50.128	79.64	1:10.283
17	47		Tony DEMPSTER		Lola T200	16:10.751	13	55.534	79.19	1:11.400
18	78		John SYKES		Merlyn Mk11A	16:10.945	13	55.728	79.18	1:11.230
19	39		Michael RICHINGS		Alesis 15	15:22.387	12	1 LAP	76.95	1:12.829
20	58		Terry VAN DER ZEE		Nike Mk4	15:22.579	12	1 LAP	76.93	1:11.664
21	46		Mike BROMLEY		Merlyn Mk11A	15:40.622	12	1 LAP	75.46	1:13.156
22	89		Gary CRITCHER		Nike Mk4/6	16:08.133	12	1 LAP	73.31	1:16.167
23	97	N	Alan HICKS		Lotus 61	16:08.959	12	1 LAP	73.25	1:15.729
NOT CLASSIFIED										
42			Nigel BANCROFT		Crossle 20F	12:31.112	6	D.N.F.	47.36	1:09.367
96	N		Andrew GARSIDE		Alexis Mk14	1:27.727	1	D.N.F.	69.26	1:27.727
59			Terence TUMBER		Lola T200	1:32.113	1	D.N.F.	65.97	1:32.113
FASTEST LAP										
77			Chris SHARPLES		Palliser WDF1	1:07.841	13	86.97mph		139.97kph
90	N		Henry SCOTT		Lola T200	1:08.867	13	85.67mph		137.88kph

Weather / Track : Cloudy / Dry

These results are provisional until the conclusion of any judicial and technical matters.

Silverstone
Circuit Length = 1.6390 miles.
Start: 14:26 End: 14:41

Clerk of Course	Timekeeper:
-----------------	-------------

HSCC Legends Racing Historic Formula Ford

LAP CHART - RACE 4

Lap 1			Lap 2			Lap 3			Lap 4			Lap 5		
No	Behind	Laptime	No	Behind	Laptime	No	Behind	Laptime	No	Behind	Laptime	No	Behind	Laptime
87		1:18.760	87		1:08.886	87		1:10.465	87		1:11.439	42		1:09.569
8	0.307	1:19.067	8	0.458	1:09.037	42	1.131	1:10.670	42	0.130	1:10.438	87	0.166	1:09.865
42	0.445	1:19.205	42	0.926	1:09.367	8	1.446	1:11.453	8	0.818	1:10.811	8	1.541	1:10.422
77	0.817	1:19.577	77	2.343	1:10.412	77	3.424	1:11.546	77	2.374	1:10.389	44	3.642	1:10.384
44	0.946	1:19.706	44	2.440	1:10.380	44	4.132	1:12.157	44	2.957	1:10.264	77	4.038	1:11.363
30	2.095	1:20.855	30	3.129	1:09.920	30	5.405	1:12.741	30	5.574	1:11.608	30	8.748	1:12.873
57	3.564	1:22.324	57	3.614	1:08.936	57	5.584	1:12.435	57	5.888	1:11.743	57	9.222	1:13.033
48	4.466	1:23.226	48	6.256	1:10.676	48	9.002	1:13.211	48	9.742	1:12.179	48	12.802	1:12.759
99	4.772	1:23.532	99	6.451	1:10.565	99	9.273	1:13.287	99	10.443	1:12.609	99	13.146	1:12.402
27	5.295	1:24.055	27	6.759	1:10.350	80	10.431	1:12.589	80	11.618	1:12.626	80	13.560	1:11.641
21	5.430	1:24.190	21	7.179	1:10.635	21	10.579	1:13.865	21	12.243	1:13.103	21	13.760	1:11.216
80	6.374	1:25.134	80	8.307	1:10.819	27	11.361	1:15.067	27	14.251	1:14.329	27	17.726	1:13.174
10	6.652	1:25.412	10	9.186	1:11.420	10	12.396	1:13.675	10	15.216	1:14.259	10	18.651	1:13.134
85	7.051	1:25.811	85	13.160	1:14.995	85	17.416	1:14.721	85	19.708	1:13.731	85	20.994	1:10.985
78	7.647	1:26.407	78	16.111	1:17.350	90	24.019	1:14.460	90	27.038	1:14.458	90	30.227	1:12.888
53	7.847	1:26.607	53	18.387	1:19.426	78	24.486	1:18.840	53	29.027	1:15.765	53	30.926	1:11.598
47	8.697	1:27.457	91	19.565	1:19.608	53	24.701	1:16.779	78	29.077	1:16.030	78	32.325	1:12.947
91	8.843	1:27.603	90	20.024	1:17.866	47	26.388	1:15.638	47	30.231	1:15.282	91	33.998	1:13.325
96	8.967	1:27.727	58	20.326	1:17.987	91	26.518	1:17.418	91	30.372	1:15.293	47	34.262	1:13.730
46	10.931	1:29.691	47	21.215	1:21.404	39	31.545	1:16.655	58	36.463	1:14.803	58	42.153	1:15.389
90	11.044	1:29.804	39	25.355	1:15.539	58	33.099	1:23.238	39	37.449	1:17.343	39	42.275	1:14.525
58	11.225	1:29.985	89	33.384	1:23.031	46	44.409	1:21.400	46	48.350	1:15.380	46	1:00.955	1:22.304
59	13.353	1:32.113	46	33.474	1:31.429	97	45.024	1:20.989	97	53.958	1:20.373	97	1:03.548	1:19.289
39	18.702	1:37.462	97	34.500	1:21.518	89	46.692	1:23.773	89	55.105	1:19.852	89	1:04.381	1:18.975
89	19.239	1:37.999												
97	21.868	1:40.628												

HSCC Legends Racing Historic Formula Ford

LAP CHART - RACE 4

(contd.)

Lap 6			Lap 7			Lap 8			Lap 9			Lap 10		
No	Behind	Laptime	No	Behind	Laptime	No	Behind	Laptime	No	Behind	Laptime	No	Behind	Laptime
87		1:10.327	87		1:11.663	87		1:08.753	87		1:09.394	87		1:08.445
8	1.860	1:10.812	8	1.628	1:11.431	8	2.474	1:09.599	8	3.331	1:10.251	44	4.887	1:09.818
77	3.445	1:09.900	97	1 LAP	1:20.830	44	4.188	1:09.441	44	3.514	1:08.720	8	5.490	1:10.604
44	4.355	1:11.206	89	1 LAP	1:20.341	57	10.350	1:09.865	46	1 LAP	1:15.812	46	1 LAP	1:14.679
57	10.403	1:11.674	44	3.500	1:10.808	30	12.232	1:10.847	57	10.569	1:09.613	57	11.540	1:09.416
30	10.582	1:12.327	57	9.238	1:10.498	97	1 LAP	1:19.252	30	13.229	1:10.391	30	14.648	1:09.864
48	14.520	1:12.211	30	10.138	1:11.219	89	1 LAP	1:19.110	97	1 LAP	1:16.994	80	25.568	1:11.568
99	14.591	1:11.938	99	15.255	1:12.327	80	17.893	1:10.804	89	1 LAP	1:17.445	21	27.211	1:10.402
80	15.485	1:12.418	80	15.842	1:12.020	99	18.898	1:12.396	80	22.445	1:13.946	85	28.389	1:11.906
27	21.269	1:14.036	48	16.026	1:13.169	48	19.695	1:12.422	48	22.634	1:12.333	97	1 LAP	1:17.340
10	22.388	1:14.230	27	21.109	1:11.503	85	23.337	1:10.532	27	24.684	1:10.423	89	1 LAP	1:17.185
21	22.641	1:19.374	85	21.558	1:10.017	27	23.655	1:11.299	85	24.928	1:10.985	10	29.837	1:11.628
85	23.204	1:12.703	21	21.808	1:10.830	21	23.738	1:10.683	21	25.254	1:10.910	27	31.254	1:15.015
90	31.565	1:11.831	10	23.033	1:12.308	10	25.257	1:10.977	10	26.654	1:10.791	48	38.130	1:23.941
53	32.707	1:12.274	90	30.961	1:11.059	90	33.415	1:11.207	99	34.447	1:24.943	99	38.335	1:12.333
78	35.707	1:13.875	53	32.292	1:11.248	53	33.822	1:10.283	90	34.629	1:10.608	77	38.437	1:10.547
91	36.072	1:12.567	77	35.481	1:43.699	77	35.926	1:09.198	53	36.140	1:11.712	53	38.808	1:11.113
47	36.938	1:13.169	91	36.939	1:12.530	91	37.305	1:09.119	77	36.335	1:09.803	90	38.840	1:12.656
58	46.937	1:15.277	78	37.170	1:13.126	78	39.647	1:11.230	91	37.571	1:09.660	91	39.600	1:10.474
39	47.320	1:15.538	47	38.079	1:12.804	47	40.726	1:11.400	78	41.820	1:11.567	42	4 LAPS	6:31.863P
46	1:05.288	1:14.826	39	50.823	1:15.166	39	57.623	1:15.553	47	43.113	1:11.781	47	46.943	1:12.275
			58	57.358	1:22.084	58	1:01.377	1:12.772	39	1:03.134	1:14.905	78	47.230	1:13.855
			46	1:07.513	1:13.888				58	1:03.668	1:11.685	39	1:08.316	1:13.627

HSCC Legends Racing Historic Formula Ford

LAP CHART - RACE 4

(contd.)

Lap 11			Lap 12			Lap 13			Lap 14			Lap 15		
No	Behind	Laptime	No	Behind	Laptime	No	Behind	Laptime	No	Behind	Laptime	No	Behind	Laptime
87		1:08.565	87		1:10.159	87		1:08.496						
58	1 LAP	1:13.513	39	1 LAP	1:13.245	44	4.571	1:09.048						
44	5.667	1:09.345	44	4.019	1:08.511	39	1 LAP	1:12.829						
8	6.187	1:09.262	58	1 LAP	1:14.182	58	1 LAP	1:11.664						
57	12.203	1:09.228	8	5.158	1:09.130	8	7.500	1:10.838						
30	17.157	1:11.074	57	10.910	1:08.866	57	11.344	1:08.930						
46	1 LAP	1:14.494	30	18.958	1:11.960	30	22.170	1:11.708						
80	28.148	1:11.145	46	1 LAP	1:13.563	46	1 LAP	1:13.156						
85	29.543	1:09.719	85	28.440	1:09.056	85	29.233	1:09.289						
27	33.265	1:10.576	80	29.006	1:11.017	80	30.172	1:09.662						
10	33.768	1:12.496	27	33.075	1:09.969	27	34.844	1:10.265						
21	37.941	1:19.295	10	33.740	1:10.131	10	35.610	1:10.366						
97	1 LAP	1:17.673	21	37.743	1:09.961	77	38.140	1:07.841						
89	1 LAP	1:17.317	77	38.795	1:09.641	21	38.792	1:09.545						
77	39.313	1:09.441	90	42.274	1:10.462	90	42.645	1:08.867						
99	40.648	1:10.878	99	42.661	1:12.172	99	43.441	1:09.276						
53	41.264	1:11.021	91	42.929	1:10.773	91	43.924	1:09.491						
48	41.645	1:12.080	48	44.870	1:13.384	48	47.145	1:10.771						
90	41.971	1:11.696	89	1 LAP	1:16.938	53	50.128	1:11.488						
91	42.315	1:11.280	97	1 LAP	1:18.344	89	1 LAP	1:16.167						
47	50.598	1:12.220	53	47.136	1:16.031	97	1 LAP	1:15.729						
78	51.126	1:12.461	47	52.389	1:11.950	47	55.534	1:11.641						
			78	52.583	1:11.616	78	55.728	1:11.641						

Vredestein JEC Jaguar XK

RACE CLASSIFICATION - RACE 5

POS	NO	CL	DRIVER	NAT	CAR	TIME	LAPS	GAP	MPH	BEST
1	1	D	Graeme DODD		Jaguar XK120	15:40.090	10		62.95	1:32.033
2	3	C	Rob NEWALL		Jaguar XK120 fhc	16:28.755	10	48.665	59.85	1:36.639
3	16	C	John ROBERTS		Jaguar XK150	16:38.178	10	58.088	59.28	1:37.685
4	24	B	Trevor GROOM		Jaguar XK140 fhc	16:41.210	10	1:01.120	59.10	1:36.777
5	2	C	Chris KEITH-LUCAS		Jaguar XK120	16:47.235	10	1:07.145	58.75	1:37.513
6	42	B	Geoff OTTLEY		Jaguar XK120	16:58.379	10	1:18.289	58.11	1:39.496
7	38	B	Kevin ZWOLINSKI		Jaguar XK140 fhc	17:01.905	10	1:21.815	57.91	1:38.163
8	17	C	David HALL		Jaguar XK120 fhc	17:09.654	10	1:29.564	57.47	1:39.182
9	14	C	Colin YOULE		Jaguar XK120	17:22.482	10	1:42.392	56.76	1:40.747
10	33	D	Nigel WEBB		Jaguar XK120	15:43.390	9	1 LAP	56.47	1:42.195
11	29	C	Mark GIBBON		Jaguar XK120	15:44.881	9	1 LAP	56.38	1:41.890
12	37	B	David KREMER		Jaguar XK150 fhc	15:46.303	9	1 LAP	56.30	1:41.113
13	30	D	Steve SKIPWORTH		Jaguar XK120	15:48.995	9	1 LAP	56.14	1:39.248
14	19	C	Robin BATT		Jaguar XK140 fhc	15:50.242	9	1 LAP	56.07	1:40.040
15	67	B	Mark POTTER		Jaguar XK150	16:06.680	9	1 LAP	55.11	1:43.326
16	99	C	Chris KEEN		Jaguar XK120	16:09.050	9	1 LAP	54.98	1:42.151
17	7	D	Brian ARCULUS		Jaguar XK120	16:27.136	9	1 LAP	53.97	1:45.748
18	36	C	Nicholas WILKINS		Jaguar XK120	16:34.609	9	1 LAP	53.56	1:45.761
19	23	C	Graham LOVE		Jaguar XK150	17:08.335	9	1 LAP	51.81	1:48.340
20	47	C	Chris LUNN		Jaguar XK120	17:09.381	9	1 LAP	51.75	1:47.368

NOT CLASSIFIED

31	B	Roger WOODBRIDGE		Jaguar XK120	12:20.842	7	D.N.F.	55.98	1:41.015
6	D	Peter SUGDEN		Jaguar XK120	7:30.066	4	D.N.F.	52.83	1:45.062
5	D	Richard HACKETT		Jaguar XK120	3:43.219	2	D.N.F.	53.65	1:47.794
20	C	Michael O'SHEA		Jaguar XK150S	12:43.357	2	D.N.F.	15.69	

FASTEST LAP

1	D	Graeme DODD		Jaguar XK120	1:32.033	2	64.11mph	103.17kph
3	C	Rob NEWALL		Jaguar XK120 fhc	1:36.639	8	61.05mph	98.26kph
24	B	Trevor GROOM		Jaguar XK140 fhc	1:36.777	5	60.96mph	98.12kph

Weather / Track : Raining / Wet

These results are provisional until the conclusion of any judicial and technical matters.

Silverstone
Circuit Length = 1.6390 miles.
Start: 14:52 End: 15:08

Clerk of Course	Timekeeper:
-----------------	-------------

Vredestein JEC Jaguar XK

LAP CHART - RACE 5

Lap 1			Lap 2			Lap 3			Lap 4			Lap 5		
No	Behind	Laptime	No	Behind	Laptime	No	Behind	Laptime	No	Behind	Laptime	No	Behind	Laptime
1		1:39.931	1		1:32.033	1		1:32.681	1		1:33.250	1		1:32.446
3	6.433	1:46.364	3	12.765	1:38.365	3	19.260	1:39.176	3	23.735	1:37.725	3	30.407	1:39.118
16	6.967	1:46.898	16	13.489	1:38.555	16	20.481	1:39.673	16	27.530	1:40.299	16	34.990	1:39.906
33	8.624	1:48.555	2	18.645	1:40.013	2	25.942	1:39.978	24	33.021	1:39.545	24	37.352	1:36.777
6	10.012	1:49.943	24	19.795	1:40.229	24	26.726	1:39.612	2	33.257	1:40.565	2	41.240	1:40.429
2	10.665	1:50.596	33	20.294	1:43.703	42	28.715	1:39.602	42	36.374	1:40.909	42	43.424	1:39.496
24	11.599	1:51.530	42	21.794	1:40.697	33	30.555	1:42.942	38	47.420	1:47.635	38	54.847	1:39.873
38	12.430	1:52.361	6	23.570	1:45.591	38	33.035	1:41.205	17	48.522	1:42.411	17	56.350	1:40.274
42	13.130	1:53.061	38	24.511	1:44.114	6	35.951	1:45.062	14	50.641	1:46.935	14	1:01.301	1:43.106
7	14.736	1:54.667	14	26.244	1:42.300	14	36.956	1:43.393	33	51.660	1:54.355	33	1:02.624	1:43.410
5	15.494	1:55.425	7	28.451	1:45.748	17	39.361	1:43.296	29	53.850	1:44.918	29	1:04.620	1:43.216
14	15.977	1:55.908	17	28.746	1:42.690	29	42.182	1:44.165	37	57.438	1:43.825	37	1:07.233	1:42.241
17	18.089	1:58.020	29	30.698	1:43.635	7	45.540	1:49.770	31	58.644	1:43.058	31	1:08.466	1:42.268
29	19.096	1:59.027	5	31.255	1:47.794	37	46.863	1:46.804	7	1:01.460	1:49.170	30	1:12.521	1:42.582
30	20.047	1:59.978	30	31.573	1:43.559	30	48.147	1:49.255	30	1:02.385	1:47.488	19	1:15.518	1:44.116
99	22.383	2:02.314	37	32.740	1:41.317	31	48.836	1:44.589	67	1:03.238	1:45.880	7	1:15.691	1:46.677
19	22.941	2:02.872	99	36.553	1:46.203	67	50.608	1:45.408	19	1:03.848	1:44.328	67	1:16.426	1:45.634
37	23.456	2:03.387	31	36.928	1:43.753	19	52.770	1:48.200	99	1:09.974	1:46.918	99	1:21.915	1:44.387
67	24.045	2:03.976	19	37.251	1:46.343	99	56.306	1:52.434	6	1:12.171	2:09.470P	36	1:33.913	1:47.565
31	25.208	2:05.139	67	37.881	1:45.869	23	1:02.391	1:51.541	36	1:18.794	1:48.626			
23	27.224	2:07.155	23	43.531	1:48.340	36	1:03.418	1:51.384	23	1:23.189	1:54.048			
20	29.901	2:09.832P	36	44.715	1:47.621	47	1:05.113	1:51.816	47	1:23.840	1:51.977			
36	29.127	2:09.058	47	45.978	1:47.368									
47	30.643	2:10.574												

Vredestein JEC Jaguar XK

LAP CHART - RACE 5

(contd.)

Lap 6			Lap 7			Lap 8			Lap 9			Lap 10		
No	Behind	Laptime	No	Behind	Laptime	No	Behind	Laptime	No	Behind	Laptime	No	Behind	Laptime
1		1:34.264	1		1:32.565	1		1:32.466	1		1:33.657	1		1:36.797
23	1 LAP	1:53.401	36	1 LAP	1:45.761	67	1 LAP	1:45.662	30	1 LAP	1:42.256	33	1 LAP	1:42.861
47	1 LAP	1:53.738	23	1 LAP	1:53.214	99	1 LAP	1:46.160	19	1 LAP	1:41.895	29	1 LAP	1:43.176
3	34.446	1:38.303	47	1 LAP	1:52.859	20	6 LAPS	10:33.525P	67	1 LAP	1:45.708	37	1 LAP	1:43.689
16	38.547	1:37.821	3	39.869	1:37.988	7	1 LAP	1:50.334	99	1 LAP	1:44.738	30	1 LAP	1:39.248
24	40.996	1:37.908	16	44.179	1:38.197	36	1 LAP	1:47.248	7	1 LAP	1:51.419	19	1 LAP	1:40.040
2	45.590	1:38.614	24	45.799	1:37.368	3	44.042	1:36.639	36	1 LAP	1:49.372	67	1 LAP	1:43.326
42	49.122	1:39.962	2	51.613	1:38.588	16	50.593	1:38.880	3	48.650	1:38.265	99	1 LAP	1:42.151
38	1:00.283	1:39.700	42	57.445	1:40.888	23	1 LAP	1:53.513	16	57.200	1:40.264	7	1 LAP	1:50.042
17	1:01.268	1:39.182	38	1:08.353	1:40.635	24	53.290	1:39.957	24	1:00.426	1:40.793	3	48.665	1:36.812
14	1:08.241	1:41.204	17	1:09.377	1:40.674	47	1 LAP	1:56.370	2	1:05.611	1:42.608	36	1 LAP	1:47.974
33	1:11.266	1:42.906	14	1:16.423	1:40.747	2	56.660	1:37.513	23	1 LAP	1:52.801	16	58.088	1:37.685
29	1:13.132	1:42.776	33	1:20.896	1:42.195	42	1:05.871	1:40.892	47	1 LAP	1:51.314	24	1:01.120	1:37.491
37	1:14.082	1:41.113	29	1:22.645	1:42.078	38	1:14.050	1:38.163	42	1:13.301	1:41.087	2	1:07.145	1:38.331
31	1:15.217	1:41.015	37	1:23.213	1:41.696	17	1:17.526	1:40.615	38	1:19.543	1:39.150	42	1:18.289	1:41.785
30	1:20.322	1:42.065	31	1:23.672	1:41.020	14	1:25.064	1:41.107	17	1:25.326	1:41.457	38	1:21.815	1:39.069
19	1:21.382	1:40.128	30	1:30.321	1:42.564	33	1:30.893	1:42.463	14	1:34.662	1:43.255	23	1 LAP	1:54.322
67	1:27.379	1:45.217	19	1:31.137	1:42.320	29	1:32.069	1:41.890				47	1 LAP	1:53.365
7	1:30.736	1:49.309				37	1:32.978	1:42.231				17	1:29.564	1:41.035
99	1:31.396	1:43.745										14	1:42.392	1:44.527

HSCC/HRSR Historic Racing Saloons

RACE CLASSIFICATION - RACE 7 - AMENDED

POS	NO	CL	DRIVER	NAT	CAR	TIME	LAPS	GAP	MPH	BEST
1	85	D	Roger GODFREY		Austin Mini Cooper S	15:22.812	10		64.13	1:28.601
2	40	C	Simon GARRAD		Alfa Romeo GTA	15:34.679	10	11.867	63.31	1:30.936
3	21	A	Graeme DODD		Jaguar MkII	15:44.933	10	22.121	62.62	1:32.329
4	46	C	Dan COX		Ford Anglia 105E	15:47.049	10	24.237	62.48	1:30.092
5	48	C	Chris SANDERS		Ford Lotus Cortina	15:47.633	10	24.821	62.45	1:31.212
6	31	B	Les ELY		BMW 2000 HRSR	15:48.228	10	25.416	62.41	1:32.275
7	4	K1	Richard OLDWORTH		Ford Falcon Sprint	15:49.207	10	26.395	62.34	1:31.138
8	23	A	Roger COPE		Jaguar S type	15:51.857	10	29.045	62.17	1:31.382
9	54	C	Neil WOOD		Ford Anglia 105E	15:55.482	10	32.670	61.93	1:32.636
10	35	B	James DODD		Alfa Romeo Giulia Sprint GT	16:01.305	10	38.493	61.56	1:31.746
11	53	K3	Robert HARTLEY		Ford Lotus Cortina	16:06.216	10	43.404	61.25	1:33.136
12	1	E	Adrian OLIVER		Hillman Imp	16:19.923	10	57.111	60.39	1:34.027
13	92	E	Jeff SMITH		Hillman Imp	16:25.703	10	1:02.891	60.03	1:34.500
14	94	E	Steven PLATTS		Singer Chamois	16:28.127	10	1:05.315	59.89	1:34.983
15	52	C	Peter ERGIS		Ford Cortina	16:29.065	10	1:06.253	59.83	1:34.657
16	88	E	Martin BRAMWELL		Hillman Imp	16:56.251	10	1:33.439	58.23	1:37.093
17	38	C	Paul DRAYSON		Ford Cortina GT	17:03.056	10	1:40.244	57.84	1:37.066
18	33	B	James FULLER		Alfa Romeo Giulia Sprint	15:34.025	9	1 LAP	57.04	1:38.767
19	70	C	Trevor LADD		Ford Anglia	15:35.933	9	1 LAP	56.92	1:39.227
20	64	C	Christian FLACKETT		Alfa Romeo Giulia Sprint GT	15:56.722	9	1 LAP	55.69	1:40.410
21	91	E	Vince FROST		Hillman Imp	16:05.638	9	1 LAP	55.17	1:40.322
22	96	E	James EVANS		Hillman Imp	16:07.072	9	1 LAP	55.09	1:41.303
23	44	C	T. LAILEY DE VILLE		Ford Anglia	16:18.861	9	1 LAP	54.43	1:41.875
24	99	E	Mike DOWSETT		Hillman Imp	16:19.863	9	1 LAP	54.37	1:39.129
25	62	K3	Nick SAVAGE		Alfa Romeo 2600 Sprint	16:23.235	9	1 LAP	54.18	1:44.514
26	81	D	Ed GLAISTER		Ford Anglia 100E	16:25.348	9	1 LAP	54.07	1:43.980
27	68	C	Richard CROSS		Riley 1.5	16:38.889	9	1 LAP	53.33	1:46.245

NOT CLASSIFIED

95	E	Peter UPTON	Hillman Imp	12:12.813	7	D.N.F.	56.60	1:39.129
14	A	Michael MOORE	Ford Falcon Sprint	3:56.144	2	D.N.F.	50.72	1:58.266
77	D	Roger EBDON	Morris Mini	2:08.471	1	D.N.F.	47.30	
50	C	Steve READ	Ford Anglia		0	D.N.F.	N/A	

FASTEST LAP

85	D	Roger GODFREY	Austin Mini Cooper S	1:28.601	5	66.59mph	107.17kph
46	C	Dan COX	Ford Anglia 105E	1:30.092	10	65.49mph	105.40kph
4	K1	Richard OLDWORTH	Ford Falcon Sprint	1:31.138	10	64.74mph	104.19kph
23	A	Roger COPE	Jaguar S type	1:31.382	10	64.56mph	103.91kph
35	B	James DODD	Alfa Romeo Giulia Sprint GT	1:31.746	3	64.31mph	103.50kph
53	K3	Robert HARTLEY	Ford Lotus Cortina	1:33.136	4	63.35mph	101.95kph
1	E	Adrian OLIVER	Hillman Imp	1:34.027	4	62.75mph	100.99kph

Cars 28, 41 & 80 Excluded from Results - Technical Infringements

Weather / Track : Raining / Wet

These results are provisional until the conclusion of any judicial and technical matters.

Silverstone

Circuit Length = 1.6390 miles.

Start: 16:07 End: 16:22

Clerk of Course	Timekeeper:
-----------------	-------------

HSCC/HRSR Historic Racing Saloons

LAP CHART - RACE 7

Lap 1			Lap 2			Lap 3			Lap 4			Lap 5		
No	Behind	Laptime	No	Behind	Laptime	No	Behind	Laptime	No	Behind	Laptime	No	Behind	Laptime
85		1:42.477	85		1:31.879	85		1:29.481	85		1:29.586	85		1:28.601
40	1.047	1:43.524	40	1.121	1:31.953	40	2.576	1:30.936	40	5.055	1:32.065	40	8.369	1:31.915
35	1.516	1:43.993	35	3.221	1:33.584	35	5.486	1:31.746	35	8.708	1:32.808	35	12.428	1:32.321
21	2.542	1:45.019	21	5.131	1:34.468	21	8.580	1:32.930	21	12.434	1:33.440	21	16.162	1:32.329
48	3.435	1:45.912	48	5.847	1:34.291	48	9.218	1:32.852	48	12.908	1:33.276	48	19.129	1:34.822
31	4.103	1:46.580	31	6.564	1:34.340	31	10.107	1:33.024	31	13.628	1:33.107	31	19.417	1:34.390
54	6.225	1:48.702	4	8.402	1:33.517	4	12.145	1:33.224	4	14.653	1:32.094	4	20.384	1:34.332
4	6.764	1:49.241	54	9.629	1:35.283	54	13.183	1:33.035	54	16.233	1:32.636	54	21.674	1:34.042
23	8.067	1:50.544	23	10.557	1:34.369	23	15.077	1:34.001	23	19.071	1:33.580	23	22.974	1:32.504
41	9.012	1:51.489	53	11.978	1:34.690	53	16.871	1:34.374	53	20.421	1:33.136	46	24.568	1:31.418
53	9.167	1:51.644	41	13.333	1:36.200	41	18.709	1:34.857	46	21.751	1:30.996	53	25.202	1:33.382
52	10.748	1:53.225	1	16.859	1:37.823	46	20.341	1:32.068	41	23.957	1:34.834	1	33.120	1:34.845
1	10.915	1:53.392	46	17.754	1:33.422	1	22.435	1:35.057	1	26.876	1:34.027	52	40.498	1:37.488
88	13.872	1:56.349	52	18.870	1:40.001	52	25.651	1:36.262	52	31.611	1:35.546	88	45.412	1:37.787
14	15.789	1:58.266	88	19.086	1:37.093	88	27.278	1:37.673	88	36.226	1:38.534	94	47.550	1:36.615
92	16.159	1:58.636	92	26.322	1:42.042	94	33.831	1:36.395	94	39.536	1:35.291	92	48.576	1:35.666
46	16.211	1:58.688	94	26.917	1:42.593	92	34.847	1:38.006	92	41.511	1:36.250	38	1:04.575	1:40.695
94	16.203	1:58.680	38	30.110	1:42.433	38	41.383	1:40.754	38	52.481	1:40.684	80	1:04.948	1:40.588
38	19.556	2:02.033	80	33.020	1:43.145	80	42.794	1:39.255	80	52.961	1:39.753	28	1:07.301	1:40.074
28	20.806	2:03.283	28	34.169	1:45.242	28	46.104	1:41.416	28	55.828	1:39.310	95	1:08.856	1:41.255
80	21.754	2:04.231	95	34.608	1:43.902	95	46.659	1:41.532	95	56.202	1:39.129	33	1:12.230	1:40.932
95	22.585	2:05.062	33	37.418	1:45.195	33	49.658	1:41.721	33	59.899	1:39.827	70	1:13.629	1:40.753
33	24.102	2:06.579	70	38.406	1:44.361	70	51.046	1:42.121	70	1:01.477	1:40.017	64	1:21.986	1:43.676
77	25.994	2:08.471P	64	39.678	1:44.441	64	53.684	1:43.487	64	1:06.911	1:42.813	91	1:31.070	1:43.976
70	25.924	2:08.401	14	41.788	1:57.878P	91	1:01.075	1:45.497	91	1:15.695	1:44.206	62	1:32.965	1:45.363
64	27.116	2:09.593	91	45.059	1:48.611	62	1:01.275	1:45.175	62	1:16.203	1:44.514	96	1:33.455	1:45.035
91	28.327	2:10.804	62	45.581	1:48.451	96	1:02.452	1:45.768	96	1:17.021	1:44.155			
62	29.009	2:11.486	96	46.165	1:47.876	81	1:05.359	1:45.627	44	1:18.771	1:41.875			
96	30.168	2:12.645	81	49.213	1:48.889	99	1:07.482	1:46.017	81	1:22.413	1:46.640			
81	32.203	2:14.680	68	50.280	1:48.951	44	1:06.482	1:45.511	99	1:22.861	1:44.965			
68	33.208	2:15.685	44	50.452	1:48.315	68	1:08.722	1:47.923	68	1:25.522	1:46.386			
99	33.492	2:15.969	99	50.946	1:49.333									
44	34.016	2:16.493												

HSCC/HRSR Historic Racing Saloons

LAP CHART - RACE 7

(contd.)

Lap 6			Lap 7			Lap 8			Lap 9			Lap 10		
No	Behind	Laptime	No	Behind	Laptime	No	Behind	Laptime	No	Behind	Laptime	No	Behind	Laptime
85		1:34.450	85		1:35.054	85		1:30.110	85		1:29.924	85		1:31.250
44	1 LAP	1:44.410	40	5.996	1:34.693	40	8.236	1:32.350	33	1 LAP	1:41.091	28	1 LAP	1:37.688
81	1 LAP	1:46.014	91	1 LAP	1:44.945	64	1 LAP	1:42.457	70	1 LAP	1:41.205	80	1 LAP	1:38.550
99	1 LAP	1:45.926	96	1 LAP	1:44.525	21	17.945	1:34.073	40	11.330	1:33.018	33	1 LAP	1:38.767
40	6.357	1:32.438	35	12.717	1:36.039	91	1 LAP	1:42.813	64	1 LAP	1:40.410	40	11.867	1:31.787
68	1 LAP	1:46.245	44	1 LAP	1:47.941	35	19.405	1:36.798	21	20.996	1:32.975	70	1 LAP	1:39.242
35	11.732	1:33.754	21	13.982	1:33.999	96	1 LAP	1:41.588	35	22.244	1:32.763	21	22.121	1:32.375
21	15.037	1:33.325	62	1 LAP	1:50.945	48	20.987	1:33.609	31	24.391	1:32.859	46	24.237	1:30.092
48	18.636	1:33.957	48	17.488	1:33.906	31	21.456	1:33.527	48	24.859	1:33.796	48	24.821	1:31.212
31	19.128	1:34.161	81	1 LAP	1:47.320	4	22.213	1:33.876	46	25.395	1:32.412	31	25.416	1:32.275
4	20.124	1:34.190	31	18.039	1:33.965	46	22.907	1:32.834	4	26.507	1:34.218	4	26.395	1:31.138
23	22.375	1:33.851	4	18.447	1:33.377	23	25.503	1:34.555	23	28.913	1:33.334	23	29.045	1:31.382
54	23.001	1:35.777	99	1 LAP	1:47.765	54	26.184	1:34.965	54	30.058	1:33.798	54	32.670	1:33.862
46	23.355	1:33.237	46	20.183	1:31.882	44	1 LAP	1:48.974	91	1 LAP	1:44.464	64	1 LAP	1:45.208
53	26.383	1:35.631	23	21.058	1:33.737	62	1 LAP	1:47.904	96	1 LAP	1:44.177	35	38.493	1:47.499
1	35.474	1:36.804	54	21.329	1:33.382	53	32.587	1:38.024	53	39.263	1:36.600	91	1 LAP	1:40.322
52	44.989	1:38.941	53	24.673	1:33.344	81	1 LAP	1:47.528	44	1 LAP	1:42.847	53	43.404	1:35.391
94	49.276	1:36.176	68	1 LAP	1:52.866	99	1 LAP	1:47.158	62	1 LAP	1:44.816	96	1 LAP	1:41.303
88	49.556	1:38.594	1	35.999	1:35.579	1	42.595	1:36.706	81	1 LAP	1:43.980	44	1 LAP	1:42.495
92	50.095	1:35.969	52	46.366	1:36.431	68	1 LAP	1:47.063	99	1 LAP	1:43.601	99	1 LAP	1:39.129
38	1:10.171	1:40.046	94	49.205	1:34.983	52	51.572	1:35.316	1	50.733	1:38.062	1	57.111	1:37.628
28	1:12.425	1:39.574	92	49.541	1:34.500	92	54.317	1:34.886	92	59.575	1:35.182	62	1 LAP	1:44.581
80	1:12.592	1:42.094	88	1:02.269	1:47.767	94	55.341	1:36.246	68	1 LAP	1:46.368	81	1 LAP	1:44.670
95	1:14.610	1:40.204	38	1:14.509	1:39.392	88	1:09.253	1:37.094	94	1:01.352	1:35.935	92	1:02.891	1:34.566
33	1:18.817	1:41.037	28	1:16.343	1:38.972	38	1:22.235	1:37.836	52	1:02.846	1:41.198	94	1:05.315	1:35.213
70	1:19.785	1:40.606	80	1:16.960	1:39.422	28	1:23.671	1:37.438	88	1:18.082	1:38.753	52	1:06.253	1:34.657
64	1:32.173	1:44.637	95	1:21.285	1:41.729	80	1:24.739	1:37.889	38	1:29.377	1:37.066	68	1 LAP	1:47.402
			33	1:22.639	1:38.876							88	1:33.439	1:46.607
			70	1:23.958	1:39.227							38	1:40.244	1:42.117

HSCC Classic Racing Cars for the Retro Track and Air Trophy

RACE CLASSIFICATION - RACE 8 AMENDED

POS	NO	CL	DRIVER	NAT	CAR	TIME	LAPS	GAP	MPH	BEST
1	91	E4	Ian GRAY		Brabham BT30	15:28.035	10		63.77	1:30.203
2	36	E2	Tony KEELE		Palliser WD3	15:49.646	10	21.611	62.31	1:32.179
3	53	F	Martin HIBBERT		Merlyn Mk20A	15:58.601	10	30.566	61.73	1:32.091
4	90	F	Henry SCOTT		Lola T200	16:16.654	10	48.619	60.59	1:34.949
5	89	C	Paul DRAYSON		Merlyn Mk20	16:26.697	10	58.662	59.97	1:33.473
6	58	B	Rollo BEALE		Lotus 22	16:48.041	10	1:20.006	58.70	1:32.546
7	39	F	Michael RICHINGS		Alexis Mk15	17:01.514	10	1:33.479	57.93	1:37.846
8	73	E2	Ed MERCER		Palliser WDB2	15:37.332	9	1 LAP	56.84	1:37.487
9	34	C	Tony BAILEY		Cooper T59	15:43.734	9	1 LAP	56.45	1:39.008
10	46	F	Mike BROMLEY		Merlyn Mk11A	15:46.307	9	1 LAP	56.30	1:39.649
11	9	C	John BLADON		Merlyn Mk9 F2	15:49.580	9	1 LAP	56.10	1:41.250
12	97	F	Alan HICKS		Lotus 61	15:54.062	9	1 LAP	55.84	1:39.968
13	35	D	David PULLEN		Chevron B17	16:12.704	9	1 LAP	54.77	1:40.513
14	42	A	Tony STEELE		Deep Sanderson 104	16:35.085	9	1 LAP	53.54	1:44.790
15	76	C	Kevin WHITTLE		Lotus 35	16:37.573	9	1 LAP	53.41	1:44.448

NOT CLASSIFIED

32	D	Keith MESSER		Vesey VF3	3:14.756	2	D.N.F.	61.49	1:30.791
25	D	John COUNSELL		March 703	3:18.337	2	D.N.F.	60.38	1:32.474
1	E2	Matthew WATTS		Brabham BT16		0	D.N.F.	N/A	

FASTEST LAP

91	E4	Ian GRAY		Brabham BT30	1:30.203	3	65.41mph	105.27kph
32	D	Keith MESSER		Vesey VF3	1:30.791	2	64.98mph	104.58kph
53	F	Martin HIBBERT		Merlyn Mk20A	1:32.091	2	64.07mph	103.11kph
36	E2	Tony KEELE		Palliser WD3	1:32.179	3	64.01mph	103.01kph
58	B	Rollo BEALE		Lotus 22	1:32.546	8	63.75mph	102.60kph
89	C	Paul DRAYSON		Merlyn Mk20	1:33.473	8	63.12mph	101.58kph
42	A	Tony STEELE		Deep Sanderson 104	1:44.790	9	56.30mph	90.61kph

Car 20 Excluded from Results - Technical infringements

Weather / Track : Cloudy / Wet

These results are provisional until the conclusion of any judicial and technical matters.

Silverstone

Circuit Length = 1.6390 miles.

Start: 16:35 End: 16:10

Clerk of Course	Timekeeper:
-----------------	-------------

HSCC Classic Racing Cars for the Retro Track and Air Trophy

LAP CHART - RACE 8

Lap 1			Lap 2			Lap 3			Lap 4			Lap 5		
No	Behind	Laptime	No	Behind	Laptime	No	Behind	Laptime	No	Behind	Laptime	No	Behind	Laptime
36		1:40.315	91		1:31.837	91		1:30.203	91		1:31.080	91		1:31.831
91	0.475	1:40.790	36	0.539	1:32.851	36	2.515	1:32.179	36	4.811	1:33.376	36	7.620	1:34.640
32	3.650	1:43.965	32	2.129	1:30.791	53	12.606	1:34.968	53	16.825	1:35.299	53	20.348	1:35.354
25	5.548	1:45.863	25	5.710	1:32.474	89	15.718	1:34.714	89	18.286	1:33.648	90	31.941	1:34.949
53	8.062	1:48.377	53	7.841	1:32.091	90	24.792	1:36.718	90	28.823	1:35.111	89	33.142	1:46.687
89	9.387	1:49.702	89	11.207	1:34.132	9	43.117	1:45.822	39	54.259	1:38.889	39	1:01.698	1:39.270
90	14.469	1:54.784	90	18.277	1:36.120	20	43.842	1:45.473	9	56.083	1:44.046	20	1:04.491	1:39.964
9	14.780	1:55.095	9	27.498	1:45.030	39	46.450	1:43.023	20	56.358	1:43.596	58	1:08.776	1:36.756
73	17.132	1:57.447	20	28.572	1:42.944	73	47.661	1:48.149	73	1:01.664	1:45.083	9	1:09.251	1:44.999
20	17.940	1:58.255	73	29.715	1:44.895	34	50.068	1:48.192	34	1:03.512	1:44.524	73	1:10.747	1:40.914
34	19.203	1:59.518	34	32.079	1:45.188	46	52.620	1:43.752	58	1:03.851	1:41.733	34	1:14.281	1:42.600
35	24.694	2:05.009	39	33.630	1:40.749	58	53.198	1:43.866	46	1:04.593	1:43.053	46	1:15.017	1:42.255
39	25.193	2:05.508	46	39.071	1:43.650	97	1:01.260	1:48.583	97	1:15.382	1:45.202	97	1:24.942	1:41.391
46	27.733	2:08.048	58	39.535	1:44.023	35	1:04.408	1:52.522	35	1:20.742	1:47.414			
58	27.824	2:08.139	35	42.089	1:49.707	42	1:07.836	1:52.454	42	1:27.243	1:50.487			
97	29.622	2:09.937	97	42.880	1:45.570	76	1:09.134	1:51.510	76	1:29.371	1:51.317			
42	30.865	2:11.180	42	45.585	1:47.032									
76	33.004	2:13.319	76	47.827	1:47.135									

HSCC Classic Racing Cars for the Retro Track and Air Trophy

LAP CHART - RACE 8

(contd.)

Lap 6			Lap 7			Lap 8			Lap 9			Lap 10		
No	Behind	Laptime	No	Behind	Laptime	No	Behind	Laptime	No	Behind	Laptime	No	Behind	Laptime
91		1:32.915	91		1:32.287	91		1:32.089	91		1:33.071	91		1:31.932
35	1 LAP	1:45.488	97	1 LAP	1:41.897	34	1 LAP	1:42.582	73	1 LAP	1:39.676	73	1 LAP	1:37.487
42	1 LAP	1:47.990	35	1 LAP	1:43.856	9	1 LAP	1:44.607	34	1 LAP	1:39.008	34	1 LAP	1:40.874
36	10.719	1:36.014	36	13.373	1:34.941	46	1 LAP	1:43.885	9	1 LAP	1:41.250	46	1 LAP	1:39.649
76	1 LAP	1:47.891	53	26.027	1:35.996	97	1 LAP	1:39.968	46	1 LAP	1:40.883	9	1 LAP	1:43.398
53	22.318	1:34.885	42	1 LAP	1:49.483	36	16.538	1:35.254	97	1 LAP	1:40.219	36	21.611	1:35.002
90	34.125	1:35.099	76	1 LAP	1:49.419	35	1 LAP	1:45.263	36	18.541	1:35.074	97	1 LAP	1:41.295
89	34.434	1:34.207	90	38.053	1:36.215	53	27.499	1:33.561	53	29.494	1:35.066	53	30.566	1:33.004
39	1:06.679	1:37.896	89	43.530	1:41.383	42	1 LAP	1:45.536	35	1 LAP	1:42.932	35	1 LAP	1:40.513
20	1:10.249	1:38.673	39	1:14.452	1:40.060	90	41.700	1:35.736	90	44.921	1:36.292	90	48.619	1:35.630
58	1:11.966	1:36.105	58	1:14.497	1:34.818	76	1 LAP	1:45.738	89	46.121	1:34.278	89	58.662	1:44.473
9	1:21.669	1:45.333	20	1:14.968	1:37.006	89	44.914	1:33.473	42	1 LAP	1:46.133	42	1 LAP	1:44.790
73	1:21.749	1:43.917	73	1:29.226	1:39.764	58	1:14.954	1:32.546	76	1 LAP	1:46.796	76	1 LAP	1:44.448
34	1:22.614	1:41.248				20	1:21.279	1:38.400	58	1:16.033	1:34.150	58	1:20.006	1:35.905
46	1:23.234	1:41.132				39	1:22.182	1:39.819	39	1:26.957	1:37.846	39	1:33.479	1:38.454
									20	1:28.358	1:40.150	20	1:35.637	1:39.211

HSCC Millers Oils Classic Sports Cars

RACE CLASSIFICATION - RACE 9

POS	NO	CL	DRIVER	NAT	CAR	TIME	LAPS	GAP	MPH	BEST
1	27	70B	Matthew BANNISTER		Datsun 240Z	16:17.668	11		66.56	1:25.745
2	9	70B	Julian BARTER		TVR 3000M	16:22.393	11	4.725	66.24	1:26.382
3	77	GS3	Sean WALKER		Lotus Elan 26R	16:51.961	11	34.293	64.31	1:29.442
4	65	GS4	David METHELEY		Marcos 1800 GT	16:52.699	11	35.031	64.26	1:29.275
5	46	GS7	Neil HOWE		Triumph TR4	17:05.015	11	47.347	63.49	1:30.506
6	31	70B	Ken DAVIES		Porsche 911E	17:05.925	11	48.257	63.43	1:30.372
7	26	70B	Paul STAFFORD		Datsun 240Z	17:18.562	11	1:00.894	62.66	1:30.997
8	20	GS2	Steve HILL		Lotus Elite	17:36.622	11	1:18.954	61.59	1:32.742
9	78	GS2	Andrew COLLEY		Lotus Elite	17:37.047	11	1:19.379	61.56	1:33.353
10	39	GS2	Stephen FRENCH		Marcos GT Gullwing	17:38.490	11	1:20.822	61.48	1:32.957
11	29	GS7	Paul DRAYSON		Jaguar E-type	17:41.443	11	1:23.775	61.31	1:33.249
12	12	70B	Neil CONDLIFFE		TVR 3000M	17:49.879	11	1:32.211	60.83	1:33.799
13	90	Inv	Simon DRABBLE		Merlyn Mk6A	16:18.943	10	1 LAP	60.45	1:35.426
14	2	GS4	Stuart TIZZARD		Marcos 1800GT	16:25.180	10	1 LAP	60.07	1:33.006
15	5	GS7	Michael MOORE		Jaguar E-type	16:25.545	10	1 LAP	60.04	1:31.807
16	6	GS6	Simon ASHWORTH		MGB	16:26.920	10	1 LAP	59.96	1:36.140
17	36	70I	Geoff PARKINSON		TVR 3000M	16:49.037	10	1 LAP	58.65	1:35.534
18	41	GT1	Malcolm SANDERS		Lotus Elan S3	16:53.309	10	1 LAP	58.40	1:36.671
19	80	GS6	Martin RICHARDSON		MGB	16:56.430	10	1 LAP	58.22	1:37.527
20	22	GS4	Rod BEGBIE		TVR Grantura MkIII	16:57.562	10	1 LAP	58.15	1:37.608
21	18	GS6	Maurice WHELAN		MGB	17:27.722	10	1 LAP	56.48	1:39.012
22	45	Inv	Tony BAILEY		Elva Mk1	17:55.511	10	1 LAP	55.02	1:44.489
23	74	GS6	Beverley PHILLIPS		MGB	16:32.106	9	2 LAPS	53.70	1:45.288

NOT CLASSIFIED

24	70B	Charles BARTER		Datsun 240Z	7:23.128	5	D.N.F.	66.97	1:25.596
33	70B	Clive FOSKETT		Datsun 240Z	8:47.229	2	D.N.F.	22.71	

FASTEST LAP

24	70B	Charles BARTER		Datsun 240Z	1:25.596	4	68.93mph	110.93kph
65	GS4	David METHELEY		Marcos 1800 GT	1:29.275	4	66.09mph	106.36kph
77	GS3	Sean WALKER		Lotus Elan 26R	1:29.442	9	65.96mph	106.16kph
46	GS7	Neil HOWE		Triumph TR4	1:30.506	10	65.19mph	104.91kph
20	GS2	Steve HILL		Lotus Elite	1:32.742	7	63.62mph	102.38kph
90	Inv	Simon DRABBLE		Merlyn Mk6A	1:35.426	5	61.83mph	99.50kph
36	70I	Geoff PARKINSON		TVR 3000M	1:35.534	10	61.76mph	99.39kph
6	GS6	Simon ASHWORTH		MGB	1:36.140	7	61.37mph	98.77kph
41	GT1	Malcolm SANDERS		Lotus Elan S3	1:36.671	9	61.03mph	98.22kph

Weather / Track : Cloudy / Damp

These results are provisional until the conclusion of any judicial and technical matters.

Silverstone
Circuit Length = 1.6390 miles.
Start: 17:05 End: 17:22

Clerk of Course	Timekeeper:
-----------------	-------------

HSCC Millers Oils Classic Sports Cars

LAP CHART - RACE 9

Lap 1			Lap 2			Lap 3			Lap 4			Lap 5		
No	Behind	Laptime	No	Behind	Laptime	No	Behind	Laptime	No	Behind	Laptime	No	Behind	Laptime
27		1:37.216	27		1:26.276	27		1:25.745	27		1:27.399	24		1:25.810
24	0.259	1:37.475	24	2.155	1:28.172	24	2.485	1:26.075	24	0.682	1:25.596	27	0.725	1:27.217
9	1.330	1:38.546	33	1 LAP	3:08.824P	9	13.357	1:27.180	9	12.478	1:26.520	74	1 LAP	1:45.866
77	5.606	1:42.822	65	11.143	1:30.517	65	15.674	1:30.276	65	17.550	1:29.275	9	12.368	1:26.382
31	6.495	1:43.711	9	11.922	1:36.868	77	17.448	1:30.455	77	19.833	1:29.784	65	20.695	1:29.637
65	6.902	1:44.118	77	12.738	1:33.408	2	23.940	1:33.006	46	29.129	1:32.351	77	23.032	1:29.691
2	9.171	1:46.387	2	16.679	1:33.784	46	24.177	1:32.609	31	32.527	1:34.873	46	34.258	1:31.621
46	9.878	1:47.094	46	17.313	1:33.711	31	25.053	1:32.805	2	33.802	1:37.261	31	36.676	1:30.641
39	10.614	1:47.830	31	17.993	1:37.774	39	27.206	1:34.212	39	33.884	1:34.077	39	40.349	1:32.957
26	11.649	1:48.865	39	18.739	1:34.401	26	27.746	1:33.856	26	34.129	1:33.782	26	40.696	1:33.059
78	13.025	1:50.241	26	19.635	1:34.262	78	30.167	1:34.380	78	37.360	1:34.592	2	46.120	1:38.810
29	14.500	1:51.716	78	21.532	1:34.783	29	32.282	1:35.707	29	38.815	1:33.932	29	46.896	1:34.573
6	15.135	1:52.351	29	22.320	1:34.096	20	34.235	1:34.389	20	42.247	1:35.411	78	47.429	1:36.561
20	15.577	1:52.793	20	25.591	1:36.290	6	38.189	1:36.683	6	47.057	1:36.267	20	51.064	1:35.309
90	16.638	1:53.854	6	27.251	1:38.392	90	38.955	1:37.276	12	47.462	1:35.299	12	54.769	1:33.799
12	18.429	1:55.645	90	27.424	1:37.062	12	39.562	1:37.175	90	48.147	1:36.591	90	57.081	1:35.426
41	20.935	1:58.151	12	28.132	1:35.979	5	49.442	1:36.690	5	58.270	1:36.227	6	58.183	1:37.618
80	23.734	2:00.950	41	35.348	1:40.689	41	52.185	1:42.582	41	1:03.757	1:38.971	5	1:03.585	1:31.807
36	24.442	2:01.658	5	38.497	1:35.769	36	53.081	1:39.049	36	1:05.820	1:40.138	41	1:16.426	1:39.161
45	26.011	2:03.227	80	38.647	1:41.189	80	53.476	1:40.574	80	1:06.132	1:40.055	36	1:17.884	1:38.556
22	26.620	2:03.836	36	39.777	1:41.611	22	54.757	1:39.944	22	1:06.985	1:39.627	80	1:20.274	1:40.634
18	28.524	2:05.740	22	40.558	1:40.214	45	1:05.276	1:45.427	18	1:20.166	1:41.500	22	1:20.935	1:40.442
5	29.004	2:06.220	45	45.594	1:45.859	18	1:06.065	1:45.527	45	1:23.436	1:45.559	33	3 LAPS	5:38.405P
74	32.209	2:09.425	18	46.283	1:44.035	74	1:12.157	1:45.288						
			74	52.614	1:46.681									

HSCC Millers Oils Classic Sports Cars

LAP CHART - RACE 9

(contd.)

Lap 6			Lap 7			Lap 8			Lap 9			Lap 10		
No	Behind	Laptime	No	Behind	Laptime	No	Behind	Laptime	No	Behind	Laptime	No	Behind	Laptime
27		1:27.433	27		1:32.035	27		1:29.671	27		1:27.717	27		1:27.092
18	1 LAP	1:42.245	22	1 LAP	1:40.333	41	1 LAP	1:39.308	9	6.126	1:27.299	5	1 LAP	1:36.714
9	11.851	1:27.641	9	6.756	1:26.940	9	6.544	1:29.459	41	1 LAP	1:37.791	9	5.829	1:26.795
45	1 LAP	1:45.798	18	1 LAP	1:42.420	36	1 LAP	1:39.541	36	1 LAP	1:37.402	41	1 LAP	1:36.671
74	1 LAP	1:47.611	65	25.467	1:33.912	80	1 LAP	1:38.238	80	1 LAP	1:37.527	36	1 LAP	1:36.338
65	23.590	1:31.053	77	25.880	1:32.796	22	1 LAP	1:38.302	22	1 LAP	1:38.811	80	1 LAP	1:38.034
77	25.119	1:30.245	45	1 LAP	1:45.613	65	26.211	1:30.415	65	27.949	1:29.455	22	1 LAP	1:37.608
46	38.148	1:32.048	46	38.286	1:32.173	77	26.936	1:30.727	77	28.661	1:29.442	65	31.395	1:30.538
31	40.134	1:31.616	74	1 LAP	1:48.268	18	1 LAP	1:43.157	46	43.034	1:30.910	77	32.492	1:30.923
39	47.133	1:34.942	31	39.927	1:31.828	46	39.841	1:31.226	31	43.414	1:30.503	46	46.448	1:30.506
26	47.486	1:34.948	26	48.334	1:32.883	31	40.628	1:30.372	18	1 LAP	1:41.556	31	47.155	1:30.833
29	55.286	1:36.548	39	48.831	1:33.733	45	1 LAP	1:47.802	26	53.028	1:31.085	26	59.214	1:33.278
78	56.603	1:37.332	29	56.500	1:33.249	26	49.660	1:30.997	45	1 LAP	1:44.489	18	1 LAP	1:42.530
2	57.346	1:39.384	20	58.775	1:32.742	39	55.088	1:35.928	39	1:04.797	1:37.426	39	1:14.350	1:36.645
20	58.068	1:35.162	78	59.172	1:34.604	74	1 LAP	1:48.055	20	1:08.123	1:33.648	20	1:14.952	1:33.921
12	1:00.903	1:34.292	2	1:04.287	1:38.976	29	1:01.928	1:35.099	78	1:09.628	1:34.491	78	1:15.889	1:33.353
90	1:05.170	1:36.247	12	1:04.683	1:35.815	20	1:02.192	1:33.088	29	1:09.631	1:35.420	29	1:19.301	1:36.762
6	1:07.040	1:37.015	90	1:08.673	1:35.538	78	1:02.854	1:33.353	12	1:19.753	1:36.205	45	1 LAP	1:44.796
5	1:10.071	1:34.644	6	1:11.145	1:36.140	12	1:11.265	1:36.253	74	1 LAP	1:51.184	12	1:27.480	1:34.819
41	1:28.415	1:40.147	5	1:12.683	1:34.647	2	1:12.166	1:37.550	90	1:22.347	1:35.585			
36	1:28.936	1:39.210				90	1:14.479	1:35.477	2	1:24.022	1:39.573			
80	1:32.032	1:39.916				6	1:18.050	1:36.576	6	1:26.597	1:36.264			
						5	1:19.475	1:36.463						

HSCC Millers Oils Classic Sports Cars

LAP CHART - RACE 9

(contd.)

Lap 11			Lap 12			Lap 13			Lap 14			Lap 15		
No	Behind	Laptime	No	Behind	Laptime	No	Behind	Laptime	No	Behind	Laptime	No	Behind	Laptime
27		1:29.867												
90	1 LAP	1:35.887												
9	4.725	1:28.763												
2	1 LAP	1:40.449												
5	1 LAP	1:36.364												
6	1 LAP	1:39.614												
74	2 LAPS	1:49.728												
36	1 LAP	1:35.534												
77	34.293	1:31.668												
65	35.031	1:33.503												
41	1 LAP	1:39.838												
80	1 LAP	1:39.313												
22	1 LAP	1:38.445												
46	47.347	1:30.766												
31	48.257	1:30.969												
26	1:00.894	1:31.547												
18	1 LAP	1:39.012												
20	1:18.954	1:33.869												
78	1:19.379	1:33.357												
39	1:20.822	1:36.339												
29	1:23.775	1:34.341												
12	1:32.211	1:34.598												
45	1 LAP	1:46.941												