



SILVERSTONE CLASSIC

Silverstone Historic Circuit

28th to 30th July 2006



Results Provided by MST Sports Timing Ltd
www.msttiming.com

The Colin Chapman Trophy Race for HSCC Historic Formula Junior Cars

QUALIFYING - Race 1

POS	NO	CL	NAME	NAT	ENTRY	TIME	LAPS	GAP	MPH
1	61	C2	Simon DIFFEY		Lotus 20	2:02.816	10		92.15
2	51	C2	Michael HIBBERD		Lotus 27	2:03.131	11	0.315	91.92
3	65	C2	Mark GILLIES		Lotus 20/22	2:03.950	11	1.134	91.31
4	77	C2	Steve SMITH		Cooper T59	2:04.875	11	2.059	90.63
5	78	C2	Andrew HIBBERD		Lotus 22	2:05.069	11	2.253	90.49
6	67	C2	Anthony BINNINGTON		Cooper T67	2:05.365	10	2.549	90.28
7	68	C2	Gavin PICKERING		Lotus 20/22	2:05.881	7	3.065	89.91
8	54	C2	John FYDA		Lotus 22	2:07.231	10	4.415	88.95
9	91	C2	Chris DRAKE		Brabham BT6	2:07.356	11	4.540	88.87
10	87	C2	Chris LOCKE		Lotus 27	2:10.044	10	7.228	87.03
11	96	D	John DELANE		Lotus 18	2:10.115	10	7.299	86.98
12	60	C2	Dr Yuzaburo BABA		Foglietti	2:10.469	10	7.653	86.75
13	81	C2	Roy WALZER		Lotus 27	2:10.477	9	7.661	86.74
14	52	C2	James CLARIDGE		Lola Mk5A	2:11.169	10	8.353	86.28
15	12	A2	Keith ROACH		Alexis Mk2	2:11.644	10	8.828	85.97
16	53	C2	Peter EVERINGHAM		Elva 300	2:12.263	10	9.447	85.57
17	97	C2	David BROWN		Brabham BT6	2:13.646	10	10.830	84.68
18	70	C2	Bob BIRRELL		Brabham BT6	2:14.140	10	11.324	84.37
19	98	C2	Peter STRAUSS		Brabham BT6	2:14.237	10	11.421	84.31
20	38	B	Dan COLLINS		Lotus 18	2:14.460	10	11.644	84.17
21	11	A2	David STEVENSON		Mallock U2	2:14.792	9	11.976	83.96
22	14	A2	Crispian BESLEY		Elva 100	2:15.187	10	12.371	83.72
23	76	B	Michael WALLER		Lotus 22	2:15.582	10	12.766	83.48
24	92	C1	Don THALLON		Cooper T56	2:15.638	10	12.822	83.44
25	29	A2	William GRIMSHAW		Moorland Mk1	2:16.116	8	13.300	83.15
26	1	B	Kevin MUSSON		Lotus 18	2:16.704	8	13.888	82.79
27	7	A2	Duncan RABAGLIATI		Alexis HF1	2:19.953	10	17.137	80.87
28	13	A2	Stuart ROACH		Gemini MK2	2:21.242	10	18.426	80.13
29	21	A1	Peter MULLEN		OSCA	2:21.490	8	18.674	79.99
30	80	C1	Martin CARTER		Lynx Type 3	2:21.946	9	19.130	79.73
31	86	C2	Hamish MORRISON		Cooper T67	2:22.020	2	19.204	79.69
32	23	A2	David WATTS		Elva 100	2:22.404	9	19.588	79.48
33	56	C1	Peter JACKSON		Cooper T56	2:24.046	9	21.230	78.57
34	42	B	Malcolm COOK		Deep Sanderson 104	2:24.804	7	21.988	78.16
35	66	C2	Alexander MORTON		Ausper T3	2:25.575	9	22.759	77.75
36	88	C2	Martin SHEPPARD		Cooper T59	2:27.324	9	24.508	76.82
37	26	A2	Rodger DEXTER		Elva DKW 100	2:28.848	9	26.032	76.04
38	44	B	Mark LINSTONE		Emeryson	2:33.212	5	30.396	73.87
39	43	B	Doug MARTIN		Elva 200	2:36.351	2	33.535	72.39
40	28	A1	Tony PICKERING		OSCA	2:41.859	8	39.043	69.92
41	31	A2	Paul DIXON		Elva 100	2:53.015	3	50.199	65.41
42	17	A1	Bob WOODWARD		PLW	2:55.050	7	52.234	64.65
43	99	E1	Nick LEES		Barnett	4:56.305	3	2:53.489	38.19

Cars 17, 21, 60 and 80 Please Fit Working Transponders

Weather/Track - Bright/Dry

These results are provisional until the conclusion of any judicial and technical matters.

Silverstone

Circuit Length = 3.1440 miles.

Start: 09:00 End: 09:20

Clerk of Course:	Stewards:	Timekeeper:
------------------	-----------	-------------

The Colin Chapman Trophy Race for HSCC Historic Formula Junior Cars LAP ANALYSIS

1	Kevin MUSSON	Lotus 18
1 -	5:02.220	6 - 2:17.848
2 -	2:36.399	7 - 2:18.011
3 -	2:30.349	8 - 2:16.704
4 -	2:20.994	
5 -	2:19.216	
7	Duncan RABAGLIATI	Alexis HF1
1 -	4:38.631	6 - 2:22.462
2 -	2:30.625	7 - 2:22.134
3 -	2:23.691	8 - 2:22.869
4 -	2:24.997	9 - 2:22.393
5 -	2:22.297	10 - 2:19.953
11	David STEVENSON	Mallock U2
1 -	4:37.021	6 - 3:53.305
2 -	2:26.786	7 - 2:19.929
3 -	2:16.745	8 - 2:17.254
4 -	2:17.849	9 - 2:16.989
5 -	2:14.792	
12	Keith ROACH	Alexis Mk2
1 -	4:40.568	6 - 2:11.775
2 -	2:17.145	7 - 2:12.219
3 -	2:13.385	8 - 2:12.906
4 -	2:12.603	9 - 2:12.986
5 -	2:11.644	10 - 2:14.862
13	Stuart ROACH	Gemini MK2
1 -	4:39.259	6 - 2:24.603
2 -	2:26.753	7 - 2:25.198
3 -	2:27.190	8 - 2:23.634
4 -	2:25.084	9 - 2:21.242
5 -	2:25.185	10 - 2:21.702
14	Crispian BESLEY	Elva 100
1 -	4:37.784	6 - 2:18.209
2 -	2:24.837	7 - 2:15.187
3 -	2:17.189	8 - 2:16.169
4 -	2:16.194	9 - 2:15.642
5 -	2:16.544	10 - 2:15.334
17	Bob WOODWARD	PLW
1 -	5:26.383	6 - 2:56.126
2 -	3:04.041	7 - 2:55.050
3 -	3:26.757P	
4 -	5:01.910	
5 -	3:00.027	

The Colin Chapman Trophy Race for HSCC Historic Formula Junior Cars

LAP ANALYSIS

(contd.)

21	Peter MULLEN	OSCA
1 -	4:58.464	6 - 2:22.754
2 -	2:38.732	7 - 2:21.490
3 -	2:32.184	8 - 2:23.950
4 -	4:48.054	
5 -	2:22.688	
23	David WATTS	Elva 100
1 -	4:55.998	6 - 2:22.819
2 -	2:40.376	7 - 2:23.577
3 -	2:29.677	8 - 2:22.404
4 -	2:24.540	9 - 2:26.724
5 -	2:23.890	
26	Rodger DEXTER	Elva DKW 100
1 -	5:21.471	6 - 2:29.702
2 -	2:40.049	7 - 2:28.848
3 -	2:39.537	8 - 2:31.619
4 -	2:32.654	9 - 2:31.835
5 -	2:31.202	
28	Tony PICKERING	OSCA
1 -	5:26.107	6 - 2:46.120
2 -	2:47.593	7 - 2:41.859
3 -	2:47.389	8 - 2:42.978
4 -	2:46.021	
5 -	2:47.012	
29	William GRIMSHAW	Moorland Mk1
1 -	4:54.339	6 - 2:17.951
2 -	2:37.890	7 - 2:17.155
3 -	2:37.771	8 - 2:16.116
4 -	2:23.495	
5 -	2:20.507	
31	Paul DIXON	Elva 100
1 -	4:52.906	
2 -	2:56.197	
3 -	2:53.015	
38	Dan COLLINS	Lotus 18
1 -	4:56.939	6 - 2:16.967
2 -	2:34.448	7 - 2:15.289
3 -	2:20.586	8 - 2:14.460
4 -	2:18.146	9 - 2:14.947
5 -	2:15.837	10 - 2:17.170

The Colin Chapman Trophy Race for HSCC Historic Formula Junior Cars

LAP ANALYSIS

(contd.)

42	Malcolm COOK	Deep Sanderson 104
1 -	5:20.737	6 - 2:24.804
2 -	2:30.727	7 - 2:59.163P
3 -	2:29.682	
4 -	2:25.033	
5 -	2:25.008	
43	Doug MARTIN	Elva 200
1 -	4:46.817	
2 -	2:36.351	
44	Mark LINSTONE	Emeryson
1 -	5:08.700	
2 -	2:45.904	
3 -	2:33.212	
4 -	2:33.289	
5 -	2:45.172P	
51	Michael HIBBERD	Lotus 27
1 -	4:33.211	6 - 2:07.413
2 -	2:07.926	7 - 2:05.476
3 -	2:04.515	8 - 2:05.160
4 -	2:06.003	9 - 2:05.747
5 -	2:05.754	10 - 2:03.131
11 -	2:03.593	
52	James CLARIDGE	Lola Mk5A
1 -	5:19.630	6 - 2:13.912
2 -	2:28.883	7 - 2:14.984
3 -	2:20.439	8 - 2:11.169
4 -	2:14.447	9 - 2:11.247
5 -	2:12.959	10 - 2:14.673
53	Peter EVERINGHAM	Elva 300
1 -	5:10.843	6 - 2:16.882
2 -	2:35.998	7 - 2:13.513
3 -	2:31.116	8 - 2:13.044
4 -	2:16.803	9 - 2:13.303
5 -	2:15.097	10 - 2:12.263
54	John FYDA	Lotus 22
1 -	5:05.722	6 - 2:10.316
2 -	2:26.739	7 - 2:08.254
3 -	2:14.840	8 - 2:08.157
4 -	2:10.756	9 - 2:09.481
5 -	2:08.786	10 - 2:07.231

The Colin Chapman Trophy Race for HSCC Historic Formula Junior Cars

LAP ANALYSIS

(contd.)

56	Peter JACKSON	Cooper T56	
1 -	4:50.834	6 - 2:28.947	
2 -	2:38.982	7 - 2:32.629	
3 -	2:39.034	8 - 2:33.395	
4 -	2:34.694	9 - 2:24.046	
5 -	2:28.916		
60	Dr Yuzaburo BABA	Foglietti	
1 -	5:05.296	6 - 2:15.056	
2 -	2:29.887	7 - 2:13.195	
3 -	2:17.266	8 - 2:10.828	
4 -	2:12.656	9 - 2:10.469	
5 -	2:14.868	10 - 2:12.636	
61	Simon DIFFEY	Lotus 20	
1 -	5:04.077	6 - 2:04.564	
2 -	2:28.896	7 - 2:04.634	
3 -	2:11.868	8 - 2:02.816	
4 -	2:10.324	9 - 2:05.872	
5 -	2:05.771	10 - 2:06.823	
65	Mark GILLIES	Lotus 20/22	
1 -	4:54.297	6 - 2:04.735	11 - 2:04.162
2 -	2:20.658	7 - 2:05.260	
3 -	2:10.207	8 - 2:06.843	
4 -	2:07.678	9 - 2:03.950	
5 -	2:06.245	10 - 2:04.344	
66	Alexander MORTON	Ausper T3	
1 -	4:52.958	6 - 2:28.243	
2 -	2:44.228	7 - 2:25.575	
3 -	2:38.019	8 - 2:26.012	
4 -	2:30.029	9 - 2:27.179	
5 -	2:28.804		
67	Anthony BINNINGTON	Cooper T67	
1 -	5:59.233	6 - 2:05.365	
2 -	2:18.103	7 - 2:11.562	
3 -	2:12.077	8 - 2:05.378	
4 -	2:09.683	9 - 2:07.249	
5 -	2:08.738	10 - 2:06.499	
68	Gavin PICKERING	Lotus 20/22	
1 -	X:00.000P	6 - 2:07.424	
2 -	2:42.466	7 - 2:11.346	
3 -	2:23.352P		
4 -	3:29.015		
5 -	2:05.881		

The Colin Chapman Trophy Race for HSCC Historic Formula Junior Cars

LAP ANALYSIS

(contd.)

70	Bob BIRRELL	Brabham BT6	
1 -	5:08.311	6 - 2:17.944	
2 -	2:30.065	7 - 2:18.626	
3 -	2:24.295	8 - 2:15.919	
4 -	2:14.870	9 - 2:14.140	
5 -	2:15.042	10 - 2:16.707	
76	Michael WALLER	Lotus 22	
1 -	4:48.355	6 - 2:19.441	
2 -	2:29.348	7 - 2:18.670	
3 -	2:22.616	8 - 2:15.582	
4 -	2:23.418	9 - 2:16.644	
5 -	2:24.043	10 - 2:16.064	
77	Steve SMITH	Cooper T59	
1 -	4:37.222	6 - 2:06.525	11 - 2:05.937
2 -	2:13.252	7 - 2:04.875	
3 -	2:07.430	8 - 2:06.106	
4 -	2:08.717	9 - 2:06.381	
5 -	2:07.087	10 - 2:08.012	
78	Andrew HIBBERD	Lotus 22	
1 -	4:32.526	6 - 2:06.119	11 - 2:08.801
2 -	2:09.412	7 - 2:05.069	
3 -	2:05.539	8 - 2:08.157	
4 -	2:06.491	9 - 2:10.584	
5 -	2:07.911	10 - 2:07.013	
80	Martin CARTER	Lynx Type 3	
1 -	4:53.648	6 - 2:21.946	
2 -	2:36.306	7 - 2:25.846	
3 -	2:28.550	8 - 2:24.525	
4 -	2:25.582	9 - 2:40.104	
5 -	2:24.038		
81	Roy WALZER	Lotus 27	
1 -	5:01.689	6 - 2:13.079	
2 -	2:32.436	7 - 2:11.447	
3 -	2:18.964	8 - 2:10.477	
4 -	2:14.489	9 - 2:30.240P	
5 -	2:13.369		
86	Hamish MORRISON	Cooper T67	
1 -	4:41.909		
2 -	2:22.020		

The Colin Chapman Trophy Race for HSCC Historic Formula Junior Cars

LAP ANALYSIS

(contd.)

87	Chris LOCKE	Lotus 27	
1 -	4:57.042	6 - 2:13.526	
2 -	2:34.756	7 - 2:11.664	
3 -	2:21.008	8 - 2:10.044	
4 -	2:15.366	9 - 2:11.063	
5 -	2:14.148	10 - 2:11.787	
88	Martin SHEPPARD	Cooper T59	
1 -	5:06.975	6 - 2:27.324	
2 -	2:46.407	7 - 2:28.267	
3 -	2:41.884	8 - 2:29.709	
4 -	2:31.419	9 - 2:32.275	
5 -	2:28.275		
91	Chris DRAKE	Brabham BT6	
1 -	4:32.194	6 - 2:07.905	11 - 2:11.574
2 -	2:12.169	7 - 2:09.200	
3 -	2:07.673	8 - 2:08.077	
4 -	2:12.530	9 - 2:07.356	
5 -	2:10.188	10 - 2:16.237	
92	Don THALLON	Cooper T56	
1 -	5:11.795	6 - 2:17.146	
2 -	2:32.094	7 - 2:17.443	
3 -	2:22.083	8 - 2:17.834	
4 -	2:16.413	9 - 2:16.921	
5 -	2:17.779	10 - 2:15.638	
96	John DELANE	Lotus 18	
1 -	5:22.875	6 - 2:10.305	
2 -	2:32.683	7 - 2:10.383	
3 -	2:22.746	8 - 2:12.792	
4 -	2:15.417	9 - 2:10.115	
5 -	2:15.055	10 - 2:12.391	
97	David BROWN	Brabham BT6	
1 -	4:43.419	6 - 2:15.337	
2 -	2:25.955	7 - 2:13.646	
3 -	2:20.559	8 - 2:14.820	
4 -	2:17.130	9 - 2:14.436	
5 -	2:14.609	10 - 2:14.082	
98	Peter STRAUSS	Brabham BT6	
1 -	5:12.069	6 - 2:16.069	
2 -	2:29.117	7 - 2:16.321	
3 -	2:23.945	8 - 2:14.237	
4 -	2:16.484	9 - 2:14.240	
5 -	2:14.389	10 - 2:14.258	

The Colin Chapman Trophy Race for HSCC Historic Formula Junior Cars LAP ANALYSIS

(contd.)

99	Nick LEES	Barnett
1 -	4:56.305	
2 -	5:22.195	
3 -	3:04.635P	


The Colin Chapman Trophy Race for HSCC Historic Formula Junior Cars

GRID - Race 1

ROW 22
ROW 21
ROW 20
ROW 19
ROW 18
ROW 17
ROW 16
ROW 15
ROW 14
ROW 13
ROW 12
ROW 11
ROW 10
ROW 9
ROW 8
ROW 7
ROW 6
ROW 5
ROW 4
ROW 3
ROW 2
ROW 1

		99	LEES
	17	WOODWARD	
			31
28	PICKERING		DIXON
		43	MARTIN
	44	LINSTONE	
			26
88	SHEPPARD		DEXTER
		66	MORTON
	42	COOK	
			56
23	WATTS		JACKSON
		86	MORRISON
	80	CARTER	
			21
13	ROACH		MULLEN
		7	RABAGLIATI
	1	MUSSON	
			29
92	THALLON		GRIMSHAW
		76	WALLER
	14	BESLEY	
			11
38	COLLINS		STEVENSON
		98	STRAUSS
	70	BIRRELL	
			97
53	EVERINGHAM		BROWN
		12	ROACH
	52	CLARIDGE	
			81
60	BABA		WALZER
		96	DELANE
	87	LOCKE	
			91
54	FYDA		DRAKE
		68	PICKERING
	67	BINNINGTON	
			78
77	SMITH		HIBBERD
		65	GILLIES
	51	HIBBERD	
			61
			DIFFEY

POLE



Cars 17, 21, 60 and 80 Please Fit Working Transponders
Weather/Track - Bright/Dry
These results are provisional until the conclusion of any judicial and technical matters.

Silverstone
Circuit Length = 3.1440 miles.
Start: 09:00 End: 09:20

Clerk of Course:	Stewards:	Timekeeper:
------------------	-----------	-------------

The Colin Chapman Trophy Race for HSCC Historic Formula Junior Cars

RACE RESULT - Race 1

POS	NO	CL	NAME	NAT	ENTRY	TIME	LAPS	GAP	MPH	BEST
1	65	C2	Mark GILLIES		Lotus 20/22	20:52.862	10		90.48	2:03.468
2	51	C2	Michael HIBBERD		Lotus 27	20:53.388	10	0.526	90.44	2:02.916
3	61	C2	Simon DIFFEY		Lotus 20	20:53.899	10	1.037	90.40	2:02.704
4	68	C2	Gavin PICKERING		Lotus 20/22	20:59.820	10	6.958	89.98	2:03.855
5	78	C2	Andrew HIBBERD		Lotus 22	21:00.742	10	7.880	89.91	2:04.091
6	77	C2	Steve SMITH		Cooper T59	21:15.300	10	22.438	88.88	2:05.894
7	54	C2	John FYDA		Lotus 22	21:15.841	10	22.979	88.85	2:05.448
8	91	C2	Chris DRAKE		Brabham BT6	21:29.415	10	36.553	87.91	2:06.577
9	87	C2	Chris LOCKE		Lotus 27	21:55.688	10	1:02.826	86.16	2:08.780
10	52	C2	James CLARIDGE		Lola Mk5A	22:00.632	10	1:07.770	85.83	2:08.776
11	96	C1	John DELANE		Lotus 18	22:10.645	10	1:17.783	85.19	2:11.305
12	60	C2	Dr Yuzaburo BABA		Foglietti	22:19.089	10	1:26.227	84.65	2:10.994
13	12	A2	Stuart ROACH		Gemini MK2	22:21.386	10	1:28.524	84.51	2:11.016
14	81	C2	Roy WALZER		Lotus 27	22:36.294	10	1:43.432	83.58	2:12.871
15	70	C2	Bob BIRRELL		Brabham BT6	22:36.862	10	1:44.000	83.54	2:11.890
16	86	C2	Hamish MORRISON		Cooper T67	22:37.624	10	1:44.762	83.49	2:09.457
17	98	C2	Peter STRAUSS		Brabham BT6	22:40.145	10	1:47.283	83.34	2:13.572
18	97	C2	David BROWN		Brabham BT6	22:40.665	10	1:47.803	83.31	2:12.968
19	92	C1	Don THALLON		Cooper T56	22:43.607	10	1:50.745	83.13	2:13.490
20	14	A2	Crispian BESLEY		Elva 100	22:56.450	10	2:03.588	82.35	2:14.686
21	38	B	Dan COLLINS		Lotus 18	20:59.749	9	1 LAP	81.00	2:16.317
22	11	A2	David STEVENSON		Mallock U2	21:01.254	9	1 LAP	80.90	2:17.134
23	76	B	Michael WALLER		Lotus 22	21:18.302	9	1 LAP	79.82	2:18.291
24	80	C1	Martin CARTER		Lynx Type 3	21:26.691	9	1 LAP	79.30	2:19.006
25	23	A2	David WATTS		Elva 100	21:34.370	9	1 LAP	78.83	2:19.546
26	53	C1	Peter EVERINGHAM		Elva 300	21:35.923	9	1 LAP	78.74	2:11.318
27	43	B	Doug MARTIN		Elva 200	21:54.604	9	1 LAP	77.62	2:22.106
28	56	C1	Peter JACKSON		Cooper T56	21:56.915	9	1 LAP	77.48	2:23.070
29	21	A1	Peter MULLEN		OSCA	21:58.353	9	1 LAP	77.40	2:22.127
30	66	C2	Alexander MORTON		Ausper T3	22:06.229	9	1 LAP	76.94	2:22.924
31	44	B	Mark LINSTONE		Emeryson	22:12.221	9	1 LAP	76.59	2:21.876
32	29	A2	William GRIMSHAW		Moorland Mk1	22:24.027	9	1 LAP	75.92	2:17.068
33	26	A2	Rodger DEXTER		Elva DKW 100	22:46.045	9	1 LAP	74.69	2:26.868
34	7	A2	Duncan RABAGLIATI		Alexis HF1	22:54.323	9	1 LAP	74.24	2:21.816
35	88	C2	Martin SHEPPARD		Cooper T59	22:55.025	9	1 LAP	74.21	2:24.219
36	28	A1	Tony PICKERING		OSCA	21:50.684	8	2 LAPS	69.21	2:39.174
37	17	A1	Bob WOODWARD		PLW	22:49.901	8	2 LAPS	66.22	2:44.009

NOT CLASSIFIED

67	C2	Anthony BINNINGTON	Cooper T67	8:56.506	4	D.N.F.	84.71	2:10.366
42	B	Malcolm COOK	Deep Sanderson 104	7:56.493	3	D.N.F.	71.63	2:27.165
99	E1	Nick LEES	Barnett	2:45.992	1	D.N.F.	69.24	2:45.992
13	A2	Keith ROACH	Alexis Mk2		0	D.N.F.	N/A	

FASTEST LAP

61	C2	Simon DIFFEY	Lotus 20	2:02.704	9	92.24mph	148.44kph
12	A2	Stuart ROACH	Gemini MK2	2:11.016	10	86.38mph	139.03kph
96	C1	John DELANE	Lotus 18	2:11.305	6	86.19mph	138.72kph
38	B	Dan COLLINS	Lotus 18	2:16.317	4	83.03mph	133.62kph
21	A1	Peter MULLEN	OSCA	2:22.127	7	79.63mph	128.16kph
99	E1	Nick LEES	Barnett	2:45.992	1	69.24mph	111.44kph

Silverstone Hist

Circuit Length = 3.1440 miles.

Start: 15:46 End: 16:07

Weather/Track - Bright/Dry
 These results are provisional until the conclusion of any judicial and technical matters.

Clerk of Course:	Stewards:	Timekeeper:
------------------	-----------	-------------

The Colin Chapman Trophy Race for HSCC Historic Formula Junior Cars

LAP CHART

Lap 1			Lap 2			Lap 3			Lap 4			Lap 5		
No	Behind	Laptime	No	Behind	Laptime	No	Behind	Laptime	No	Behind	Laptime	No	Behind	Laptime
51		2:12.911	51		2:04.354	51		2:03.701	51		2:04.359	51		2:04.555
61	0.906	2:13.817	61	0.553	2:04.001	61	0.537	2:03.685	61	0.525	2:04.347	61	0.281	2:04.311
78	1.365	2:14.276	78	1.652	2:04.641	78	2.256	2:04.305	65	2.019	2:03.902	65	1.295	2:03.831
65	2.529	2:15.440	65	2.361	2:04.186	65	2.476	2:03.816	78	2.682	2:04.785	78	2.937	2:04.810
77	3.192	2:16.103	77	4.732	2:05.894	77	7.876	2:06.845	28	1 LAP	2:41.697	68	7.847	2:04.403
68	4.259	2:17.170	68	5.701	2:05.796	68	8.050	2:06.050	68	7.999	2:04.308	88	1 LAP	2:34.540
54	4.839	2:17.750	54	6.558	2:06.073	54	8.452	2:05.595	77	9.565	2:06.048	54	10.931	2:05.448
67	5.606	2:18.517	91	10.256	2:07.620	91	13.751	2:07.196	54	10.038	2:05.945	77	11.577	2:06.567
52	6.444	2:19.355	52	10.866	2:08.776	52	17.451	2:10.286	17	1 LAP	2:49.735	91	18.039	2:06.625
91	6.990	2:19.901	67	11.618	2:10.366	87	18.423	2:09.894	91	15.969	2:06.577	52	30.537	2:10.936
87	7.804	2:20.715	87	12.230	2:08.780	67	18.765	2:10.848	52	24.156	2:11.064	87	31.705	2:11.215
96	9.572	2:22.483	96	16.915	2:11.697	96	24.708	2:11.494	87	25.045	2:10.981	28	1 LAP	2:39.583
60	14.667	2:27.578	12	26.188	2:15.116	60	35.640	2:12.939	67	31.181	2:16.775	96	39.574	2:12.397
53	15.145	2:28.056	60	26.402	2:16.089	12	36.823	2:14.336	96	31.732	2:11.383	60	50.393	2:12.029
12	15.426	2:28.337	53	27.082	2:16.291	53	37.215	2:13.834	60	42.919	2:11.638	12	51.886	2:12.254
70	15.751	2:28.662	81	27.525	2:16.453	81	38.029	2:14.205	12	44.187	2:11.723	53	52.432	2:11.318
81	15.426	2:28.337	98	28.501	2:16.425	98	39.902	2:15.102	53	45.669	2:12.813	81	56.182	2:13.765
98	16.430	2:29.341	70	28.786	2:17.389	70	40.699	2:15.614	81	46.972	2:13.302	98	58.516	2:13.572
97	16.787	2:29.698	92	29.528	2:16.530	92	41.146	2:15.319	98	49.499	2:13.956	70	58.759	2:13.363
92	17.352	2:30.263	14	30.630	2:16.759	97	41.370	2:14.280	70	49.951	2:13.611	97	59.207	2:12.968
14	18.225	2:31.136	97	30.791	2:18.358	14	42.544	2:15.615	92	50.614	2:13.827	92	1:00.465	2:14.406
11	21.231	2:34.142	11	34.458	2:17.581	11	48.781	2:18.024	97	50.794	2:13.783	17	1 LAP	2:49.988
29	21.667	2:34.578	29	35.559	2:18.246	29	49.204	2:17.346	14	53.479	2:15.294	14	1:03.610	2:14.686
80	22.650	2:35.561	80	37.950	2:19.654	38	53.115	2:17.364	11	1:03.236	2:18.814	86	1:09.673	2:10.913
76	23.141	2:36.052	38	39.452	2:19.418	80	53.399	2:19.150	86	1:03.315	2:13.623	11	1:17.672	2:18.991
86	23.473	2:36.384	76	40.051	2:21.264	86	54.051	2:16.863	29	1:04.936	2:20.091	29	1:18.408	2:18.027
38	24.388	2:37.299	86	40.889	2:21.770	76	54.641	2:18.291	38	1:05.073	2:16.317	38	1:18.680	2:18.162
23	25.073	2:37.984	23	42.247	2:21.528	23	58.716	2:20.170	80	1:08.046	2:19.006	80	1:22.984	2:19.493
7	26.424	2:39.335	7	43.886	2:21.816	21	1:09.608	2:23.239	76	1:09.570	2:19.288	76	1:25.604	2:20.589
21	30.457	2:43.368	21	50.070	2:23.967	7	1:10.851	2:30.666	23	1:13.903	2:19.546	23	1:30.108	2:20.760
56	30.914	2:43.825	56	52.244	2:25.684	56	1:12.195	2:23.652	21	1:28.885	2:23.636	43	1:48.881	2:22.327
66	31.174	2:44.085	44	53.644	2:25.185	43	1:13.362	2:22.961	56	1:30.906	2:23.070	21	1:50.647	2:26.317
42	31.630	2:44.541	66	53.871	2:27.051	44	1:15.636	2:25.693	43	1:31.109	2:22.106	56	1:51.177	2:24.826
43	31.959	2:44.870	43	54.102	2:26.497	66	1:16.008	2:25.838	66	1:34.573	2:22.924	66	1:54.298	2:24.280
44	32.813	2:45.724	42	54.441	2:27.165	26	1:26.224	2:29.383	44	1:37.759	2:26.482	44	2:02.215	2:29.011
99	33.081	2:45.992	26	1:00.542	2:27.813	42	1:35.527	2:44.787P	7	1:40.917	2:34.425			
26	37.083	2:49.994	88	1:13.123	2:37.338	88	1:44.925	2:35.503	26	1:54.927	2:33.062			
88	40.139	2:53.050	28	1:29.894	2:42.290									
28	51.958	3:04.869	17	1:33.926	2:44.009									
17	54.271	3:07.182												

The Colin Chapman Trophy Race for HSCC Historic Formula Junior Cars

LAP CHART

(contd.)

Lap 6			Lap 7			Lap 8			Lap 9			Lap 10		
No	Behind	Laptime	No	Behind	Laptime	No	Behind	Laptime	No	Behind	Laptime	No	Behind	Laptime
51		2:03.619	51		2:05.325	51		2:03.555	51		2:02.916	65		2:05.926
61	0.615	2:03.953	65	0.626	2:04.642	61	0.389	2:03.231	61	0.177	2:02.704	51	0.526	2:08.093
65	1.309	2:03.633	61	0.713	2:05.423	65	1.089	2:04.018	65	1.641	2:03.468	61	1.037	2:08.427
78	3.409	2:04.091	78	4.155	2:06.071	23	1 LAP	2:24.421	78	8.053	2:05.950	38	1 LAP	2:19.151
7	1 LAP	2:33.653	43	1 LAP	2:25.685	78	5.019	2:04.419	68	8.709	2:04.269	68	6.958	2:05.816
68	8.083	2:03.855	56	1 LAP	2:24.620	68	7.356	2:04.043	80	1 LAP	2:23.359	78	7.880	2:07.394
54	13.411	2:06.099	68	6.868	2:04.110	77	17.763	2:06.664	76	1 LAP	2:23.044	11	1 LAP	2:18.121
77	14.081	2:06.123	21	1 LAP	2:26.987	54	18.246	2:07.763	77	22.418	2:07.571	77	22.438	2:07.587
26	1 LAP	2:30.377	66	1 LAP	2:25.300	43	1 LAP	2:23.344	54	22.536	2:07.206	54	22.979	2:08.010
91	21.218	2:06.798	54	14.038	2:05.952	56	1 LAP	2:23.743	23	1 LAP	2:23.799	76	1 LAP	2:19.056
88	1 LAP	2:30.223	77	14.654	2:05.898	17	2 LAPS	2:49.929	28	2 LAPS	2:41.391	80	1 LAP	2:28.225
52	37.286	2:10.368	44	1 LAP	2:27.725	21	1 LAP	2:22.127	91	34.792	2:09.066	91	36.553	2:09.328
87	37.632	2:09.546	91	23.771	2:07.878	91	28.642	2:08.426	43	1 LAP	2:24.054	23	1 LAP	2:24.250
96	47.260	2:11.305	7	1 LAP	2:33.796	66	1 LAP	2:25.321	56	1 LAP	2:23.253	53	1 LAP	3:35.889
60	1:00.275	2:13.501	26	1 LAP	2:30.346	44	1 LAP	2:25.539	21	1 LAP	2:25.190	28	2 LAPS	2:39.323
12	1:00.354	2:12.087	87	42.923	2:10.616	87	48.902	2:09.534	66	1 LAP	2:27.518	43	1 LAP	2:22.760
53	1:01.548	2:12.735	52	44.349	2:12.388	52	52.187	2:11.393	87	57.421	2:11.435	87	1:02.826	2:12.972
81	1:07.292	2:14.729	96	54.771	2:12.836	96	1:02.937	2:11.721	52	1:02.593	2:13.322	56	1 LAP	2:24.242
98	1:09.234	2:14.337	88	1 LAP	2:27.226	7	1 LAP	2:33.502	44	1 LAP	2:24.986	21	1 LAP	2:23.522
70	1:09.395	2:14.255	60	1:05.944	2:10.994	26	1 LAP	2:28.541	96	1:11.957	2:11.936	52	1:07.770	2:12.744
97	1:09.823	2:14.235	12	1:07.747	2:12.718	60	1:14.027	2:11.638	17	2 LAPS	2:49.227	66	1 LAP	2:23.912
92	1:11.840	2:14.994	53	1:08.418	2:12.195	12	1:15.394	2:11.202	60	1:22.128	2:11.017	96	1:17.783	2:13.393
28	1 LAP	2:42.357	81	1:15.631	2:13.664	53	1:17.655	2:12.792	12	1:25.075	2:12.597	44	1 LAP	2:21.876
14	1:17.789	2:17.798	70	1:17.353	2:13.283	88	1 LAP	2:26.415	26	1 LAP	2:26.868	60	1:26.227	2:11.666
86	1:18.518	2:12.464	98	1:18.712	2:14.803	81	1:24.947	2:12.871	7	1 LAP	2:32.230	12	1:28.524	2:11.016
38	1:32.037	2:16.976	97	1:19.082	2:14.584	70	1:25.688	2:11.890	70	1:36.066	2:13.294	29	1 LAP	3:41.090P
11	1:34.527	2:20.474	92	1:20.575	2:14.060	98	1:28.841	2:13.684	81	1:36.208	2:14.177	81	1:43.432	2:14.791
29	1:34.943	2:20.154	86	1:22.650	2:09.457	97	1:29.140	2:13.613	86	1:39.985	2:13.667	70	1:44.000	2:15.501
80	1:38.467	2:19.102	14	1:29.356	2:16.892	86	1:29.234	2:10.139	98	1:40.362	2:14.437	86	1:44.762	2:12.344
76	1:43.060	2:21.075	38	1:43.987	2:17.275	92	1:30.510	2:13.490	97	1:40.692	2:14.468	98	1:47.283	2:14.488
17	1 LAP	2:48.578	11	1:46.336	2:17.134	14	1:42.025	2:16.224	92	1:42.519	2:14.925	97	1:47.803	2:14.678
23	1:48.401	2:21.912	29	1:46.686	2:17.068	38	1:58.219	2:17.787	88	1 LAP	2:26.511	92	1:50.745	2:15.793
			28	1 LAP	2:39.174	29	2:00.558	2:17.427	14	1:55.256	2:16.147	26	1 LAP	2:29.661
			80	1:56.283	2:23.141	11	2:00.754	2:17.973				17	2 LAPS	2:51.253
			76	1:57.378	2:19.643							7	1 LAP	2:34.900
												88	1 LAP	2:24.219
												14	2:03.588	2:15.899

The Innes Ireland Trophy for Gentleman Drivers GT & Sports Endurance Cars

QUALIFYING - Race 2

POS	NO	CL	NAME	NAT	ENTRY	TIME	LAPS	GAP	MPH
1	151	C2	VERGERS/BARAZI		Jaguar E-Type	2:04.417	13		90.97
2	163	C2	SHEPHERD/PEARSON		AC Cobra	2:06.343	10	1.926	89.58
3	83	C2	PHILLIPS/WILLIAMS		AC Cobra	2:06.602	16	2.185	89.40
4	11	A2	WALKER/WRIGHT		Lotus 11 Le Mans	2:07.849	13	3.432	88.52
5	45	C2	CLARK/DIFFEY		Jaguar E-Type	2:08.424	12	4.007	88.13
6	159	A2	WEBB/PEARSON		Jaguar D-Type	2:08.513	11	4.096	88.07
7	32	C2	DRAYSON/STRETTON		Jaguar E-Type	2:09.201	12	4.784	87.60
8	9	C2	MARKEY/KINSELLA		Jaguar E-Type	2:09.527	16	5.110	87.38
9	115	C2	BRYANT/YOUNG		AC Cobra	2:09.763	15	5.346	87.22
10	8	C2	VON SCHENK/FISKEN		Porsche 904/6 GTS/P	2:10.071	16	5.654	87.01
11	4	C2	WIGLEY/CAMERON		Iso Grifo A-3	2:10.113	15	5.696	86.98
12	15	C2	KIVLOCHAN/OLIVER		AC Cobra	2:11.036	16	6.619	86.37
13	85	A2	Michael STEELE		HWM Jaguar	2:11.155	6	6.738	86.29
14	16	C2	PRATT/EDWARDS		Jaguar E-Type	2:12.168	15	7.751	85.63
15	56	A2	DAVIES/BLACK		Lotus 11	2:13.143	16	8.726	85.00
16	10	C2	YOUNG/PERRYMAN		Chevrolet Corvette	2:14.015	15	9.598	84.45
17	131	A2	WILLS/HALL		Lola Mk1	2:14.422	13	10.005	84.20
18	77	C2	COOKEY/BRYANT		Chevrolet Corvette	2:14.782	12	10.365	83.97
19	106	C2	BAILLY/GLETTON		Ferrari 275 GTB2	2:15.845	15	11.428	83.31
20	35	C2	BENTZ/GROSS		Jaguar E-Type	2:16.327	16	11.910	83.02
21	73	B2	CLARKSON/WILLIAMS		Austin Healey 3000Mk1	2:16.750	15	12.333	82.76
22	211	C2	GOLDSMITH/GOLDSMITH		Aston Martin DB4GT	2:17.550	15	13.133	82.28
23	61	C2	BETTS/RUSH		Shelby Mustang GT350	2:18.947	14	14.530	81.45
24	350	C2	REDHOUSE/WRIGHT		Shelby Mustang GT350	2:20.084	12	15.667	80.79
25	121	C1	RUTT/SUGDEN		Porsche 911	2:20.268	15	15.851	80.69
26	18	B1	COLLEY/SNOWDEN		Lotus Elite	2:20.278	15	15.861	80.68
27	75	C1	MULLEN/SCOTTI		Alfa Romeo Guilia TZI	2:20.456	15	16.039	80.58
28	125	B1	BEALE/COOK		Lotus Elite	2:20.581	15	16.164	80.51
29	40	C1	BIANCHI/BIANCHI		MGB	2:20.789	14	16.372	80.39
30	6	C2	MAHMOUD/AUDI		Aston Martin DB4GT	2:20.917	15	16.500	80.32
31	57	C2	GIBBON/HALL		Jaguar E-Type	2:21.281	15	16.864	80.11
32	52	B2	EYEARS/RICHARDSON		Porsche Abarth Carrera	2:21.484	14	17.067	79.99
33	59	C2	Malcolm VEREY		Sunbeam Tiger	2:21.537	12	17.120	79.96
34	94	C2	WARBURTON/TANDY		Ferrari 275 GTB	2:22.763	15	18.346	79.28
35	64	B2	LEVETT-PRINSEPP/VERE		Austin Healey 3000	2:22.891	14	18.474	79.21
36	127	C1	SAUNDERS/PALMER		MGB Roadster	2:22.899	14	18.482	79.20
37	129	C1	GLOVER/GREAVES		MGB	2:23.256	15	18.839	79.00
38	149	C2	JAMIESON/TAYLOR		Ferrari 275GTB	2:23.711	15	19.294	78.75
39	99	B2	CONWAY/MERCER		AC Ace Bristol	2:24.325	14	19.908	78.42
40	82	C1	PAUL/WELLS		Morgan Plus 4	2:24.334	8	19.917	78.41
41	81	C1	BEALE/PHILLIPS		MGB	2:24.569	15	20.152	78.29
42	30	A2	MILLS/MONTGOMERY		Lotus 11 Le Mans	2:25.536	14	21.119	77.77
43	72	B2	MOLITOR/STOHRMAN		Abarth Simca	2:26.251	14	21.834	77.39
44	109	C1	DENT/BARNARD		MGB	2:29.579	14	25.162	75.66
45	20	C2	BEECROFT/ROLT		Ferrari 250 GT SWB	2:32.016	7	27.599	74.45
46	55	C2	FERRAO/RUELA		Ferrari 250 GT/Lusso	2:33.857	13	29.440	73.56

Cars 4, 6, 8, 16, 30, 75, 77, 85, 106, 159 Please Fit Working Transponders

Weather/Track - Overcast/Dry

These results are provisional until the conclusion of any judicial and technical matters.

Silverstone

Circuit Length = 3.1440 miles.

Start: 09:31 End: 10:06

Clerk of Course:	Stewards:	Timekeeper:
------------------	-----------	-------------

The Innes Ireland Trophy for Gentleman Drivers GT & Sports Endurance Cars LAP ANALYSIS

4	WIGLEY/CAMERON	Iso Grifo A-3					
1 -	X:00.000	6 -	2:17.961	11 -	2:11.359		
2 -	2:16.338	7 -	2:14.162	12 -	2:13.011		
3 -	2:15.709	8 -	2:32.687P	13 -	2:10.735		
4 -	2:17.461	9 -	3:11.525	14 -	2:10.376		
5 -	2:14.755	10 -	2:11.873	15 -	2:10.113		
6	MAHMOUD/AUDI	Aston Martin DB4GT					
1 -	9:08.350	6 -	2:35.024P	11 -	2:22.604		
2 -	2:36.288	7 -	3:45.579	12 -	2:21.523		
3 -	2:27.930	8 -	2:29.062	13 -	2:20.917		
4 -	2:24.127	9 -	2:27.158	14 -	2:32.971		
5 -	2:24.290	10 -	2:23.504	15 -	2:24.754		
8	VON SCHENK/FISKEN	Porsche 904/6 GTS/P					
1 -	9:22.913	6 -	2:10.726	11 -	2:13.681	16 -	2:14.144
2 -	2:30.239	7 -	2:10.071	12 -	2:13.816		
3 -	2:14.643	8 -	2:20.167P	13 -	2:12.154		
4 -	2:16.855	9 -	3:49.255	14 -	2:12.234		
5 -	2:10.514	10 -	2:13.435	15 -	2:13.502		
9	MARKEY/KINSELLA	Jaguar E-Type					
1 -	8:46.889	6 -	2:32.111P	11 -	2:12.641	16 -	2:11.570
2 -	2:17.250	7 -	4:12.756	12 -	2:10.390		
3 -	2:09.920	8 -	2:13.583	13 -	2:13.781		
4 -	2:10.153	9 -	2:12.566	14 -	2:11.224		
5 -	2:09.527	10 -	2:14.781	15 -	2:10.168		
10	YOUNG/PERRYMAN	Chevrolet Corvette					
1 -	9:07.793	6 -	2:16.166	11 -	2:15.720		
2 -	2:37.060	7 -	2:15.425	12 -	2:14.435		
3 -	2:24.994	8 -	2:36.600P	13 -	2:15.422		
4 -	2:19.354	9 -	3:45.546	14 -	2:14.015		
5 -	2:18.639	10 -	2:17.987	15 -	2:14.425		
11	WALKER/WRIGHT	Lotus 11 Le Mans					
1 -	8:55.878	6 -	2:07.849	11 -	2:11.097		
2 -	2:20.524	7 -	2:08.891	12 -	2:10.903		
3 -	2:08.038	8 -	2:29.523P	13 -	2:44.254P		
4 -	2:07.871	9 -	5:50.792				
5 -	2:08.170	10 -	2:09.544				
15	KIVLOCHAN/OLIVER	AC Cobra					
1 -	9:01.088	6 -	2:11.036	11 -	2:15.769	16 -	2:13.677
2 -	2:22.875	7 -	2:11.912	12 -	2:19.221		
3 -	2:29.656	8 -	2:26.723P	13 -	2:16.786		
4 -	2:15.450	9 -	3:58.259	14 -	2:16.026		
5 -	2:13.783	10 -	2:15.184	15 -	2:13.901		

The Innes Ireland Trophy for Gentleman Drivers GT & Sports Endurance Cars LAP ANALYSIS

(contd.)

16	PRATT/EDWARDS	Jaguar E-Type			
1 -	9:26.313	6 -	2:27.769	11 -	2:13.973
2 -	2:37.668	7 -	2:25.756	12 -	2:13.838
3 -	2:29.118	8 -	2:42.383P	13 -	2:14.200
4 -	2:27.838	9 -	3:05.608	14 -	2:12.168
5 -	2:28.515	10 -	2:15.379	15 -	2:12.388
18	COLLEY/SNOWDEN	Lotus Elite			
1 -	9:21.736	6 -	2:21.581	11 -	2:22.137
2 -	2:38.236	7 -	2:35.209P	12 -	2:20.278
3 -	2:34.596	8 -	4:13.069	13 -	2:22.588
4 -	2:30.453	9 -	2:23.765	14 -	2:21.268
5 -	2:30.538	10 -	2:22.075	15 -	3:01.257P
20	BEECROFT/ROLT	Ferrari 250 GT SWB			
1 -	8:58.910	6 -	2:32.016		
2 -	2:47.772	7 -	2:44.784P		
3 -	2:43.183				
4 -	2:38.852				
5 -	2:33.587				
30	MILLS/MONTGOMERY	Lotus 11 Le Mans			
1 -	8:54.085	6 -	2:28.209	11 -	2:28.888
2 -	2:29.506	7 -	2:50.282P	12 -	2:28.012
3 -	2:27.987	8 -	5:40.548	13 -	2:28.260
4 -	2:26.601	9 -	2:31.251	14 -	2:25.536
5 -	2:47.136	10 -	2:30.081		
32	DRAYSON/STRETTON	Jaguar E-Type			
1 -	9:29.098	6 -	2:17.912	11 -	2:10.351
2 -	2:32.159	7 -	2:16.397	12 -	2:34.663
3 -	2:24.196	8 -	2:31.996P		
4 -	2:19.937	9 -	3:04.690		
5 -	2:25.331	10 -	2:09.201		
35	BENTZ/GROSS	Jaguar E-Type			
1 -	8:42.355	6 -	2:16.791	11 -	2:21.844
2 -	2:21.608	7 -	2:40.804P	12 -	2:20.067
3 -	2:16.356	8 -	3:14.947	13 -	2:17.612
4 -	2:16.513	9 -	2:23.394	14 -	2:19.837
5 -	2:16.327	10 -	2:20.462	15 -	2:22.253
40	BIANCHI/BIANCHI	MGB			
1 -	9:01.999	6 -	2:29.662P	11 -	2:33.017
2 -	2:29.204	7 -	4:36.696	12 -	2:30.358
3 -	2:22.878	8 -	2:34.134	13 -	2:29.328
4 -	2:24.355	9 -	2:32.391	14 -	2:32.313
5 -	2:20.789	10 -	2:31.317		

The Innes Ireland Trophy for Gentleman Drivers GT & Sports Endurance Cars LAP ANALYSIS

(contd.)

45	CLARK/DIFFEY	Jaguar E-Type			
1 -	8:45.825	6 -	2:28.728P	11 -	2:08.424
2 -	2:16.346	7 -	3:45.843	12 -	2:08.876
3 -	2:08.620	8 -	2:10.295		
4 -	2:09.161	9 -	2:09.974		
5 -	2:08.994	10 -	2:12.447		
52	EYEARS/RICHARDSON	Porsche Abarth Carrera			
1 -	8:53.772	6 -	2:44.459P	11 -	2:24.906
2 -	2:38.132	7 -	4:32.497	12 -	2:24.720
3 -	2:31.192	8 -	2:24.230	13 -	2:23.235
4 -	2:34.337	9 -	2:23.572	14 -	2:21.484
5 -	2:32.946	10 -	2:22.269		
55	FERRAO/RUELA	Ferrari 250 GT/Lusso			
1 -	9:32.914	6 -	2:50.295P	11 -	2:38.479
2 -	2:46.347	7 -	4:51.486	12 -	2:38.549
3 -	2:40.585	8 -	2:43.276	13 -	2:39.600
4 -	2:37.376	9 -	2:44.195		
5 -	2:33.857	10 -	2:39.437		
56	DAVIES/BLACK	Lotus 11			
1 -	8:41.812	6 -	2:19.884	11 -	2:16.372
2 -	2:26.455	7 -	2:39.586P	12 -	2:20.013
3 -	2:18.407	8 -	3:42.885	13 -	2:15.019
4 -	2:17.021	9 -	2:21.791	14 -	2:15.312
5 -	2:20.175	10 -	2:15.826	15 -	2:13.713
				16 -	2:13.143
57	GIBBON/HALL	Jaguar E-Type			
1 -	8:47.997	6 -	2:23.595	11 -	2:22.324
2 -	2:29.954	7 -	2:24.484	12 -	2:24.635
3 -	2:24.472	8 -	2:38.542P	13 -	2:22.262
4 -	2:26.535	9 -	3:46.592	14 -	2:22.555
5 -	2:23.185	10 -	2:21.763	15 -	2:21.281
59	Malcolm VEREY	Sunbeam Tiger			
1 -	9:11.967	6 -	2:47.485P	11 -	2:22.734
2 -	2:41.833	7 -	4:16.801	12 -	3:16.087P
3 -	2:34.650	8 -	2:22.948		
4 -	2:30.171	9 -	2:22.885		
5 -	2:27.717	10 -	2:21.537		
61	BETTS/RUSH	Shelby Mustang GT350			
1 -	9:23.327	6 -	2:37.324P	11 -	2:19.791
2 -	2:31.415	7 -	4:42.113	12 -	2:21.479
3 -	2:20.896	8 -	2:20.313	13 -	2:18.947
4 -	2:23.564	9 -	2:20.124	14 -	2:34.459P
5 -	2:22.265	10 -	2:19.496		

The Innes Ireland Trophy for Gentleman Drivers GT & Sports Endurance Cars LAP ANALYSIS

(contd.)

64	LEVETT-PRINSEPP/VERE	Austin Healey 3000
1 - 9:14.167	6 - 2:43.273P	11 - 2:32.356
2 - 2:41.593	7 - 3:45.647	12 - 2:29.782
3 - 2:34.108	8 - 2:30.629	13 - 2:30.621
4 - 2:25.543	9 - 2:30.199	14 - 2:50.278P
5 - 2:22.891	10 - 2:30.139	
72	MOLITOR/STOHRMAN	Abarth Simca
1 - 9:14.998	6 - 2:47.166P	11 - 2:28.213
2 - 2:46.068	7 - 4:16.488	12 - 2:26.251
3 - 2:34.926	8 - 2:31.067	13 - 2:28.673
4 - 2:35.020	9 - 2:33.104	14 - 2:30.519
5 - 2:39.945	10 - 2:29.805	
73	CLARKSON/WILLIAMS	Austin Healey 3000Mkl
1 - 9:01.369	6 - 2:18.158	11 - 2:18.619
2 - 2:32.306	7 - 2:18.851	12 - 2:17.327
3 - 2:23.761	8 - 2:18.738	13 - 2:17.914
4 - 2:21.165	9 - 2:33.539P	14 - 2:16.750
5 - 2:19.882	10 - 4:13.779	15 - 2:18.034
75	MULLEN/SCOTTI	Alfa Romeo Guilia TZI
1 - 9:17.517	6 - 2:20.641	11 - 2:26.132
2 - 2:38.593	7 - 2:21.088	12 - 2:28.115
3 - 2:32.730	8 - 2:20.456	13 - 2:23.123
4 - 2:24.417	9 - 2:32.842P	14 - 2:26.836
5 - 2:22.243	10 - 3:15.812	15 - 2:25.064
77	COOKE/BRYANT	Chevrolet Corvette
1 - 9:20.053	6 - 4:02.505	11 - 2:46.354P
2 - 2:27.983	7 - 2:18.392	12 - 3:49.962P
3 - 2:18.108	8 - 2:14.937	
4 - 2:16.414	9 - 2:14.937	
5 - 2:24.748P	10 - 2:14.782	
81	BEALE/PHILLIPS	MGB
1 - 8:52.840	6 - 2:33.603	11 - 2:26.440
2 - 2:36.673	7 - 2:35.995	12 - 2:26.373
3 - 2:32.071	8 - 2:44.919P	13 - 2:27.675
4 - 2:38.927	9 - 3:23.575	14 - 2:27.473
5 - 2:35.715	10 - 2:24.879	15 - 2:24.569
82	PAUL/WELLS	Morgan Plus 4
1 - 8:49.462	6 - 2:25.420	
2 - 2:36.698	7 - 2:24.334	
3 - 2:33.826	8 - 2:41.442P	
4 - 2:29.578		
5 - 2:26.964		

The Innes Ireland Trophy for Gentleman Drivers GT & Sports Endurance Cars LAP ANALYSIS

(contd.)

83	PHILLIPS/WILLIAMS	AC Cobra
1 - 8:51.468	6 - 2:13.079	11 - 4:21.147
2 - 2:30.610	7 - 2:16.460	12 - 2:07.143
3 - 2:22.978	8 - 2:14.693	13 - 2:08.823
4 - 2:16.484	9 - 2:14.528	14 - 2:07.327
5 - 2:14.574	10 - 2:33.346P	15 - 2:06.602
85	Michael STEELE	HWM Jaguar
1 - 9:12.797	6 - 2:31.562P	
2 - 2:22.355		
3 - 2:14.388		
4 - 2:12.212		
5 - 2:11.155		
94	WARBURTON/TANDY	Ferrari 275 GTB
1 - 8:55.632	6 - 2:35.334	11 - 2:27.759
2 - 2:39.093	7 - 2:51.203P	12 - 2:22.763
3 - 2:36.341	8 - 3:46.333	13 - 2:24.286
4 - 2:33.284	9 - 2:24.006	14 - 2:23.795
5 - 2:33.653	10 - 2:25.290	15 - 2:26.971
99	CONWAY/MERCER	AC Ace Bristol
1 - 9:28.108	6 - 2:28.664	11 - 2:36.482
2 - 2:41.271	7 - 2:45.107P	12 - 2:34.761
3 - 2:30.147	8 - 3:35.846	13 - 2:24.325
4 - 2:32.065	9 - 2:24.747	14 - 2:29.157
5 - 2:31.865	10 - 2:26.308	
106	BAILLY/GLETTON	Ferrari 275 GTB2
1 - 8:46.716	6 - 2:24.775	11 - 2:19.990
2 - 2:34.647	7 - 2:38.900P	12 - 2:18.711
3 - 2:21.688	8 - 3:47.902	13 - 2:17.221
4 - 3:38.403	9 - 2:25.848	14 - 2:17.952
5 - 2:25.799	10 - 2:17.741	15 - 2:15.845
109	DENT/BARNARD	MGB
1 - 9:12.817	6 - 2:29.579	11 - 2:37.162
2 - 2:36.376	7 - 2:44.031P	12 - 2:38.236
3 - 2:31.248	8 - 3:59.591	13 - 2:50.080
4 - 2:29.979	9 - 2:45.434	14 - 2:38.175
5 - 2:30.107	10 - 2:39.148	
115	BRYANT/YOUNG	AC Cobra
1 - 9:16.806	6 - 2:15.337	11 - 2:11.789
2 - 2:30.402	7 - 2:35.137P	12 - 2:09.763
3 - 2:18.725	8 - 4:35.582	13 - 2:11.353
4 - 2:19.158	9 - 2:12.010	14 - 2:10.545
5 - 3:14.356	10 - 2:12.412	15 - 2:09.938

The Innes Ireland Trophy for Gentleman Drivers GT & Sports Endurance Cars LAP ANALYSIS

(contd.)

121	RUTT/SUGDEN	Porsche 911			
1 -	9:01.437	6 -	3:54.870	11 -	2:20.323
2 -	2:35.331	7 -	2:21.404	12 -	2:21.777
3 -	2:25.997	8 -	2:20.268	13 -	2:20.559
4 -	2:26.242	9 -	2:22.424	14 -	2:23.284
5 -	2:35.334P	10 -	2:21.067	15 -	2:58.683P
125	BEALE/COOK	Lotus Elite			
1 -	8:53.694	6 -	2:23.234	11 -	2:21.151
2 -	2:32.260	7 -	2:23.046	12 -	2:20.623
3 -	2:32.600	8 -	2:38.436P	13 -	2:21.563
4 -	2:22.566	9 -	3:29.676	14 -	2:20.581
5 -	2:28.902	10 -	2:21.348	15 -	2:33.052P
127	SAUNDERS/PALMER	MGB Roadster			
1 -	8:45.263	6 -	3:43.940	11 -	2:23.487
2 -	2:36.519	7 -	2:22.899	12 -	2:25.221
3 -	2:36.816	8 -	2:23.648	13 -	2:23.336
4 -	2:35.273	9 -	2:23.369	14 -	2:52.666P
5 -	2:53.432P	10 -	2:23.018		
129	GLOVER/GREAVES	MGB			
1 -	9:05.402	6 -	2:31.094	11 -	2:23.419
2 -	2:35.779	7 -	2:30.192	12 -	2:23.861
3 -	2:34.368	8 -	2:41.804P	13 -	2:23.256
4 -	2:29.818	9 -	3:25.899	14 -	2:25.040
5 -	2:34.587	10 -	2:25.239	15 -	2:23.414
131	WILLS/HALL	Lola Mk1			
1 -	9:22.442	6 -	2:22.443	11 -	2:14.422
2 -	2:33.942	7 -	2:19.722	12 -	2:15.619
3 -	2:23.460	8 -	2:33.697P	13 -	3:00.257P
4 -	2:22.692	9 -	3:40.880		
5 -	2:24.416	10 -	2:14.661		
149	JAMIESON/TAYLOR	Ferrari 275GTB			
1 -	8:57.840	6 -	2:25.889	11 -	2:23.711
2 -	2:37.067	7 -	2:35.542P	12 -	2:25.304
3 -	2:28.341	8 -	3:52.717	13 -	2:26.200
4 -	2:36.440	9 -	2:29.814	14 -	2:27.006
5 -	2:28.457	10 -	2:24.079	15 -	2:49.619P
151	VERGERS/BARAZI	Jaguar E-Type			
1 -	9:34.412P	6 -	2:07.564	11 -	2:08.850
2 -	4:09.914	7 -	2:25.462P	12 -	2:11.931
3 -	2:07.237	8 -	7:16.161	13 -	2:28.166P
4 -	2:05.333	9 -	2:04.417		
5 -	2:06.348	10 -	2:04.497		

The Innes Ireland Trophy for Gentleman Drivers GT & Sports Endurance Cars LAP ANALYSIS

(contd.)

159	WEBB/PEARSON	Jaguar D-Type
1 - 9:24.993	6 - 2:42.849P	11 - 2:35.285P
2 - 2:57.850P	7 - 4:27.266	
3 - 3:19.991	8 - 2:09.590	
4 - 2:20.017	9 - 2:12.872	
5 - 2:19.573	10 - 2:08.513	
163	SHEPHERD/PEARSON	AC Cobra
1 - 8:53.127	6 - 2:27.847P	
2 - 2:14.407	7 - 4:33.010	
3 - 2:06.647	8 - 2:09.228	
4 - 2:06.343	9 - 2:07.521	
5 - 2:07.087	10 - 2:24.386P	
211	GOLDSMITH/GOLDSMITH	Aston Martin DB4GT
1 - 9:03.864	6 - 4:08.103	11 - 2:17.989
2 - 2:35.478	7 - 2:23.788	12 - 2:19.737
3 - 2:26.401	8 - 2:21.030	13 - 2:19.046
4 - 2:35.079	9 - 2:20.701	14 - 2:19.252
5 - 2:47.647P	10 - 2:18.824	15 - 2:17.550
350	REDHOUSE/WRIGHT	Shelby Mustang GT350
1 - 8:57.076	6 - 5:37.249	11 - 2:20.846
2 - 2:48.066	7 - 2:20.145	12 - 2:36.535P
3 - 2:20.351	8 - 2:20.974	
4 - 2:23.450	9 - 2:20.084	
5 - 2:34.243P	10 - 2:23.711	

The Innes Ireland Trophy for Gentleman Drivers GT & Sports Endurance Cars

GRID - Race 2

ROW 23	20	BEECROFT/ROLT	55	FERRAO/RUELA
ROW 22	72	MOLITOR/STOHRMAN	109	DENT/BARNARD
ROW 21	81	BEALE/PHILLIPS	30	MILLS/MONTGOMERY
ROW 20	99	CONWAY/MERCER	82	PAUL/WELLS
ROW 19	129	GLOVER/GREAVES	149	JAMIESON/TAYLOR
ROW 18	64	LEVETT-PRINSEPP/VERE	127	SAUNDERS/PALMER
ROW 17	59	VEREY	94	WARBURTON/TANDY
ROW 16	57	GIBBON/HALL	52	EYEARS/RICHARDSON
ROW 15	40	BIANCHI/BIANCHI	6	MAHMOUD/AUDI
ROW 14	75	MULLEN/SCOTTI	125	BEALE/COOK
ROW 13	121	RUTT/SUGDEN	18	COLLEY/SNOWDEN
ROW 12	61	BETTS/RUSH	350	REDHOUSE/WRIGHT
ROW 11	73	CLARKSON/WILLIAMS	211	GOLDSMITH/GOLDSMITH
ROW 10	106	BAILLY/GLETTON	35	BENTZ/GROSS
ROW 9	131	WILLS/HALL	77	COOKE/BRYANT
ROW 8	56	DAVIES/BLACK	10	YOUNG/PERRYMAN
ROW 7	85	STEELE	16	PRATT/EDWARDS
ROW 6	4	WIGLEY/CAMERON	15	KIVLOCHAN/OLIVER
ROW 5	115	BRYANT/YOUNG	8	VON SCHENK/FISKEN
ROW 4	32	DRAYSON/STRETTON	9	MARKEY/KINSELLA
ROW 3	45	CLARK/DIFFEY	159	WEBB/PEARSON
ROW 2	83	PHILLIPS/WILLIAMS	11	WALKER/WRIGHT
ROW 1	151	VERGERS/BARAZI	163	SHEPHERD/PEARSON

POLE

Cars 4, 6, 8, 16, 30, 75, 77, 85, 106, 159 Please Fit Working Transponders

Weather/Track - Overcast/Dry

These results are provisional until the conclusion of any judicial and technical matters.

Silverstone

Circuit Length = 3.1440 miles.

Start: 09:31 End: 10:06

Clerk of Course:

Stewards:

Timekeeper:

The Innes Ireland Trophy for Gentleman Drivers GT & Sports Endurance Cars

RACE RESULT - Race 2

POS	NO	CL	NAME	NAT	ENTRY	TIME	LAPS	GAP	MPH	BEST
1	45	C2	CLARK/DIFFEY		Jaguar E-Type	1:01:56.340	28		85.32	2:09.279
2	83	C2	PHILLIPS/WILLIAMS		AC Cobra	1:02:00.736	28	4.396	85.22	2:06.075
3	115	C2	BRYANT/YOUNG		AC Cobra	1:02:19.517	28	23.177	84.79	2:10.006
4	15	C2	KIVLOCHAN/OLIVER		AC Cobra	1:03:42.916	28	1:46.576	82.94	2:09.966
5	159	A2	WEBB/PEARSON		Jaguar D-Type	1:03:45.165	28	1:48.825	82.89	2:10.649
6	56	A2	DAVIES/BLACK		Lotus 11	1:02:20.055	27	1 LAP	81.75	2:12.619
7	4	C2	WIGLEY/CAMERON		Iso Grifo A-3	1:02:28.001	27	1 LAP	81.58	2:14.033
8	10	C2	HAMMOND/PERRYMAN		Chevrolet Corvette	1:03:25.417	27	1 LAP	80.35	2:12.928
9	35	C2	BENTZ/GROSS		Jaguar E-Type	1:03:52.543	27	1 LAP	79.78	2:15.880
10	73	B2	CLARKSON/WILLIAMS		Austin Healey 3000Mk1	1:03:59.132	27	1 LAP	79.64	2:15.452
11	106	C2	BAILLY/GLETTON		Ferrari 275 GTB2	1:04:00.982	27	1 LAP	79.60	2:15.934
12	350	C2	REDHOUSE/WRIGHT		Shelby Mustang GT350	1:02:29.982	26	2 LAPS	78.52	2:14.600
13	125	B1	BEALE/COOK		Lotus Elite	1:03:27.115	26	2 LAPS	77.34	2:20.640
14	16	C2	PRATT/EDWARDS		Jaguar E-Type	1:03:29.111	26	2 LAPS	77.30	2:12.967
15	82	B2	PAUL/WELLS		Morgan Plus 4	1:03:38.707	26	2 LAPS	77.10	2:20.913
16	211	C2	GOLDSMITH/GOLDSMITH		Aston Martin DB4GT	1:03:40.566	26	2 LAPS	77.07	2:19.138
17	6	C2	MAHMOUD/AUDI		Aston Martin DB4GT	1:03:43.608	26	2 LAPS	77.01	2:18.484
18	59	C2	Malcolm VEREY		Sunbeam Tiger	1:04:05.832	26	2 LAPS	76.56	2:22.384
19	61	C2	BETTS/RUSH		Shelby Mustang GT350	1:04:14.411	26	2 LAPS	76.39	2:18.748
20	121	C1	RUTT/SUGDEN		Porsche 911	1:04:16.354	26	2 LAPS	76.35	2:20.240
21	18	B1	COLLEY/SNOWDEN		Lotus Elite	1:02:19.675	25	3 LAPS	75.71	2:22.300
22	23	C1	POOLE/MILLIGAN		MGB	1:02:56.014	25	3 LAPS	74.98	2:25.107
23	57	C2	GIBBON/HALL		Jaguar E-Type	1:03:06.530	25	3 LAPS	74.77	2:23.110
24	129	C1	GLOVER/GREAVES		MGB	1:03:09.574	25	3 LAPS	74.71	2:23.208
25	149	C2	JAMIESON/TAYLOR		Ferrari 275GTB	1:03:13.443	25	3 LAPS	74.63	2:22.902
26	20	C2	BEECROFT/ROLT		Ferrari 250 GT SWB	1:03:31.993	25	3 LAPS	74.27	2:19.042
27	30	A2	MILLS/MONTGOMERY		Lotus 11 Le Mans	1:03:40.329	25	3 LAPS	74.11	2:22.973
28	127	C1	SAUNDERS/PALMER		MGB Roadster	1:03:48.248	25	3 LAPS	73.96	2:25.967
29	64	B2	LEVETT-PRINSEPP/VERE		Austin Healey 3000	1:03:54.308	25	3 LAPS	73.84	2:19.640
30	94	C2	WARBURTON/TANDY		Ferrari 275 GTB	1:04:13.686	25	3 LAPS	73.47	2:22.587
31	99	B2	CONWAY/MERCER		AC Ace Bristol	1:01:45.630	24	4 LAPS	73.35	2:25.082
32	81	C1	BEALE/PHILLIPS		MGB	1:02:01.922	24	4 LAPS	73.03	2:26.412
33	52	B2	EYEARS/RICHARDSON		Porsche Abarth Carrera	1:02:27.840	24	4 LAPS	72.52	2:24.975
34	55	C2	FERRAO/RUELA		Ferrari 250 GT/Lusso	1:03:13.607	24	4 LAPS	71.65	2:28.234
35	40	C1	BIANCHI/BIANCHI		MGB	1:00:35.000	21	7 LAPS	65.43	2:17.960

NOT CLASSIFIED

9	C2	MARKEY/KINSELLA	Jaguar E-Type	48:12.419	21	D.N.F.	82.23	2:10.228
109	C1	DENT/BARNARD	MGB	41:36.233	16	D.N.F.	72.61	2:24.490
75	C1	MULLEN/SCOTTI	Alfa Romeo Guilia TZI	37:01.771	15	D.N.F.	76.49	2:19.846
131	A2	WILLS/HALL	Lola Mk1	34:37.432	14	D.N.F.	76.36	2:18.716
11	A2	WALKER/WRIGHT	Lotus 11 Le Mans	20:32.960	9	D.N.F.	82.76	2:10.070
8	C2	VON SCHENK/FISKEN	Porsche 904/6 GTS/P	17:42.175	8	D.N.F.	85.41	2:10.436
72	B2	MOLITOR/STOHRMAN	Abarth Simca	23:40.265	8	D.N.F.	63.87	2:30.146
163	C2	SHEPHERD/PEARSON	AC Cobra	8:32.897	4	D.N.F.	88.61	2:06.236
151	C2	VERGERS/BARAZI	Jaguar E-Type	6:51.301	2	D.N.F.	55.46	3:27.273
77	C2	COOKE/BRYANT	Chevrolet Corvette	3:02.644	1	D.N.F.	62.93	

FASTEST LAP

83	C2	PHILLIPS/WILLIAMS	AC Cobra	2:06.075	4	89.77mph	144.47kph
11	A2	WALKER/WRIGHT	Lotus 11 Le Mans	2:10.070	3	87.01mph	140.04kph
73	B2	CLARKSON/WILLIAMS	Austin Healey 3000Mk1	2:15.452	18	83.56mph	134.47kph
40	C1	BIANCHI/BIANCHI	MGB	2:17.960	9	82.04mph	132.03kph
125	B1	BEALE/COOK	Lotus Elite	2:20.640	11	80.47mph	129.51kph

Weather/Track: Overcast/Dry

These results are provisional until the conclusion of any judicial and technical matters.

Start: 16:23 End: 17:25

Clerk of Course:	Stewards:	Timekeeper:
------------------	-----------	-------------

The Innes Ireland Trophy for Gentleman Drivers GT & Sports Endurance Cars

LAP CHART

Lap 1			Lap 2			Lap 3			Lap 4			Lap 5		
No	Behind	Laptime	No	Behind	Laptime	No	Behind	Laptime	No	Behind	Laptime	No	Behind	Laptime
163		2:11.012	163		2:07.583	83		2:07.042	83		2:06.075	83		2:08.461
83	0.811	2:11.823	83	0.297	2:07.069	163	0.727	2:08.066	163	0.888	2:06.236	81	1 LAP	2:31.723
11	4.324	2:15.336	11	6.948	2:10.207	11	9.679	2:10.070	45	13.388	2:09.695	45	15.078	2:10.151
45	5.604	2:16.616	45	7.613	2:09.592	45	9.768	2:09.494	11	14.631	2:11.027	11	17.709	2:11.539
115	6.268	2:17.280	115	9.205	2:10.520	115	13.048	2:11.182	115	17.094	2:10.121	115	19.237	2:10.604
15	6.922	2:17.934	15	10.132	2:10.793	15	13.624	2:10.831	15	17.515	2:09.966	15	20.440	2:11.386
9	7.853	2:18.865	8	11.481	2:10.477	9	14.619	2:10.228	9	19.524	2:10.980	9	22.174	2:11.111
8	8.587	2:19.599	9	11.730	2:11.460	8	15.402	2:11.260	8	20.267	2:10.940	8	23.472	2:11.666
4	12.966	2:23.978	4	19.952	2:14.569	151	1 LAP	3:27.273	4	37.540	2:16.540	4	46.187	2:17.108
159	15.118	2:26.130	159	24.407	2:16.872	4	27.075	2:14.462	159	44.394	2:16.846	159	54.165	2:18.232
56	16.686	2:27.698	56	24.862	2:15.759	16	1 LAP	3:59.950	56	44.897	2:16.865	56	54.367	2:17.931
35	20.623	2:31.635	35	30.609	2:17.569	159	33.623	2:16.555	350	52.784	2:16.802	350	1:00.433	2:16.110
211	21.915	2:32.927	350	31.439	2:16.653	56	34.107	2:16.584	16	1 LAP	2:27.052	106	1:02.152	2:16.271
350	22.369	2:33.381	211	33.944	2:19.612	35	41.693	2:18.423	106	54.342	2:16.537	35	1:04.444	2:17.840
73	24.769	2:35.781	106	35.002	2:17.374	350	42.057	2:17.957	35	55.065	2:19.447	16	1 LAP	2:24.877
106	25.211	2:36.223	73	36.455	2:19.269	106	43.880	2:16.217	211	1:00.776	2:19.865	73	1:13.333	2:20.649
18	31.690	2:42.702	131	46.025	2:21.326	211	46.986	2:20.381	73	1:01.145	2:19.029	211	1:14.429	2:22.114
121	32.111	2:43.123	18	48.010	2:23.903	73	48.191	2:19.075	10	1:11.249	2:13.310	10	1:17.456	2:14.668
131	32.282	2:43.294	61	50.669	2:25.674	131	1:00.111	2:21.425	131	1:16.350	2:22.314	131	1:29.185	2:21.296
61	32.578	2:43.590	121	51.478	2:26.950	18	1:03.913	2:23.242	75	1:20.075	2:19.961	75	1:32.340	2:20.726
75	36.748	2:47.760	75	51.620	2:22.455	10	1:04.014	2:15.581	18	1:22.136	2:24.298	18	1:37.134	2:23.459
6	37.351	2:48.363	40	54.095	2:22.548	75	1:06.189	2:21.908	61	1:23.342	2:22.431	61	1:38.697	2:23.816
40	39.130	2:50.142	10	55.772	2:17.930	61	1:06.986	2:23.656	40	1:23.977	2:22.043	121	1:45.686	2:28.896
52	40.809	2:51.821	6	57.750	2:27.982	40	1:08.009	2:21.253	121	1:25.251	2:22.583	82	1:53.129	2:23.797
125	41.322	2:52.334	125	59.513	2:25.774	121	1:08.743	2:24.604	82	1:37.793	2:24.630	64	1:53.522	2:22.458
57	43.222	2:54.234	52	1:00.398	2:27.172	6	1:17.216	2:26.805	6	1:39.216	2:28.075	40	1:55.147	2:39.631P
59	43.498	2:54.510	82	1:02.802	2:26.542	125	1:18.143	2:25.969	64	1:39.525	2:24.336	125	1:55.673	2:23.581
94	43.668	2:54.680	59	1:05.207	2:29.292	82	1:19.238	2:23.775	125	1:40.553	2:28.485	6	1:57.129	2:26.374
82	43.843	2:54.855	64	1:05.662	2:28.833	52	1:19.800	2:26.741	52	1:40.556	2:26.831	52	1:58.180	2:26.085
64	44.412	2:55.424	57	1:08.414	2:32.775	64	1:21.264	2:22.941	59	1:42.788	2:24.379	59	1:59.116	2:24.789
149	44.604	2:55.616	94	1:08.876	2:32.791	59	1:24.484	2:26.616	30	1:48.424	2:25.390	30	2:05.868	2:25.905
30	44.895	2:55.907	149	1:09.209	2:32.188	94	1:28.539	2:27.002	94	1:49.683	2:27.219	149	2:06.939	2:24.922
10	45.425	2:56.437	30	1:09.783	2:32.471	30	1:29.109	2:26.665	149	1:50.478	2:26.389	94	2:07.800	2:26.578
16	48.027	2:59.039P	109	1:10.921	2:30.120	57	1:29.725	2:28.650	109	1:50.836	2:25.547	109	2:08.119	2:25.744
99	47.516	2:58.528	99	1:11.413	2:31.480	149	1:30.164	2:28.294	99	1:54.855	2:28.992			
109	48.384	2:59.396	129	1:12.041	2:30.459	109	1:31.364	2:27.782	57	1:55.412	2:31.762			
129	49.165	3:00.177	127	1:14.350	2:32.155	99	1:31.938	2:27.864	129	1:56.421	2:29.704			
127	49.778	3:00.790	23	1:14.908	2:32.246	129	1:32.792	2:28.090	23	1:57.415	2:27.153			
23	50.245	3:01.257	72	1:15.627	2:31.950	23	1:36.337	2:28.768	127	2:01.961	2:31.003			
77	51.632	3:02.644P	20	1:16.914	2:31.634	127	1:37.033	2:30.022	20	2:03.784	2:30.121			
72	51.260	3:02.272	55	1:18.650	2:32.816	20	1:39.738	2:30.163	55	2:05.650	2:30.383			
81	52.154	3:03.166	81	1:19.173	2:34.602	55	1:41.342	2:30.031	72	2:07.161	2:30.146			
20	52.863	3:03.875				72	1:43.090	2:34.802						
55	53.417	3:04.429				81	1:43.522	2:31.688						
151	1:13.016	3:24.028P												

The Innes Ireland Trophy for Gentleman Drivers GT & Sports Endurance Cars

LAP CHART

(contd.)

Lap 6			Lap 7			Lap 8			Lap 9			Lap 10		
No	Behind	Laptime	No	Behind	Laptime	No	Behind	Laptime	No	Behind	Laptime	No	Behind	Laptime
83		2:10.884	83		2:09.004	83		2:08.065	83		2:08.625	83		2:08.781
99	1 LAP	2:26.256	6	1 LAP	2:24.851	121	1 LAP	2:22.462	61	1 LAP	2:23.545	131	1 LAP	2:20.794
23	1 LAP	2:26.997	59	1 LAP	2:24.266	64	1 LAP	2:20.481	18	1 LAP	2:22.871	16	2 LAPS	2:26.344
129	1 LAP	2:29.205	52	1 LAP	2:26.663	82	1 LAP	2:21.604	121	1 LAP	2:21.227	75	1 LAP	2:20.501
57	1 LAP	2:30.807	30	1 LAP	2:26.846	125	1 LAP	2:21.004	64	1 LAP	2:19.640	61	1 LAP	2:22.333
127	1 LAP	2:30.305	149	1 LAP	2:26.308	6	1 LAP	2:26.147	82	1 LAP	2:20.913	18	1 LAP	2:22.300
20	1 LAP	2:30.614	109	1 LAP	2:26.498	59	1 LAP	2:25.312	125	1 LAP	2:21.103	115	29.659	2:10.886
45	15.852	2:11.658	94	1 LAP	2:27.219	52	1 LAP	2:24.975	115	27.554	2:11.225	15	29.969	2:10.266
55	1 LAP	2:32.371	99	1 LAP	2:25.082	45	24.654	2:13.169	45	27.744	2:11.715	45	30.445	2:11.482
11	18.940	2:12.115	45	19.550	2:12.702	115	24.954	2:11.650	15	28.484	2:11.496	121	1 LAP	2:23.270
115	19.600	2:11.247	115	21.369	2:10.773	15	25.613	2:11.029	9	35.439	2:13.419	82	1 LAP	2:22.621
15	20.067	2:10.511	15	22.649	2:11.586	9	30.645	2:13.314	40	3 LAPS	7:17.028	125	1 LAP	2:21.924
9	22.050	2:10.760	23	1 LAP	2:26.813	30	1 LAP	2:26.821	6	1 LAP	2:26.892	64	1 LAP	2:31.388P
8	23.024	2:10.436	11	23.953	2:14.017	149	1 LAP	2:26.709	59	1 LAP	2:26.532	9	39.970	2:13.312
81	1 LAP	2:34.009	9	25.396	2:12.350	94	1 LAP	2:25.724	52	1 LAP	2:26.439	40	3 LAPS	2:19.366
4	51.083	2:15.780	8	26.600	2:12.580	8	33.752	2:15.217	30	1 LAP	2:24.335	59	1 LAP	2:24.692
159	1:00.546	2:17.265	129	1 LAP	2:29.880	109	1 LAP	2:27.335	149	1 LAP	2:24.438	6	1 LAP	2:25.399
56	1:01.094	2:17.611	57	1 LAP	2:31.499	99	1 LAP	2:27.871	94	1 LAP	2:24.971	30	1 LAP	2:22.973
350	1:04.621	2:15.072	127	1 LAP	2:30.883	11	40.341	2:24.453	109	1 LAP	2:24.654	149	1 LAP	2:22.902
106	1:07.202	2:15.934	20	1 LAP	2:31.432	23	1 LAP	2:26.558	99	1 LAP	2:25.584	94	1 LAP	2:22.587
35	1:09.967	2:16.407	72	2 LAPS	5:04.887	129	1 LAP	2:28.225	23	1 LAP	2:27.467	109	1 LAP	2:24.490
16	1 LAP	2:25.725	55	1 LAP	2:34.516	57	1 LAP	2:27.409	129	1 LAP	2:28.024	52	1 LAP	2:36.424P
10	1:25.452	2:18.880	81	1 LAP	2:30.927	127	1 LAP	2:29.453	57	1 LAP	2:27.758	99	1 LAP	2:26.635
73	1:25.889	2:23.440	4	57.424	2:15.345	20	1 LAP	2:27.301	4	1:10.689	2:14.571	23	1 LAP	2:25.893
211	1:26.681	2:23.136	56	1:08.877	2:16.787	4	1:04.743	2:15.384	11	1:15.912	2:44.196P	4	1:17.501	2:15.593
131	1:37.017	2:18.716	159	1:09.202	2:17.660	72	2 LAPS	2:33.051	127	1 LAP	2:30.238	57	1 LAP	2:26.614
75	1:41.873	2:20.417	350	1:10.217	2:14.600	55	1 LAP	2:33.468	20	1 LAP	2:31.264	129	1 LAP	2:29.556
18	1:49.892	2:23.642	106	1:15.067	2:16.869	81	1 LAP	2:32.759	159	1:28.203	2:18.174	159	1:36.559	2:17.137
61	1:50.247	2:22.434	35	1:17.947	2:16.984	159	1:18.654	2:17.517	350	1:29.129	2:18.375	350	1:37.528	2:17.180
121	1:59.579	2:24.777	10	1:29.415	2:12.967	350	1:19.379	2:17.227	56	1:29.614	2:18.243	56	1:38.252	2:17.419
64	2:03.405	2:20.767	73	1:37.930	2:21.045	56	1:19.996	2:19.184	106	1:32.566	2:17.667	106	1:39.881	2:16.096
82	2:05.395	2:23.150	211	1:39.327	2:21.650	106	1:23.524	2:16.522	72	2 LAPS	2:33.693	127	1 LAP	2:31.245
125	2:07.282	2:22.493	16	1 LAP	2:25.151	35	1:25.762	2:15.880	35	1:34.260	2:17.123	20	1 LAP	2:31.647
			131	1:47.940	2:19.927	10	1:34.278	2:12.928	55	1 LAP	2:33.810	35	1:42.374	2:16.895
			75	1:52.914	2:20.045	73	1:49.472	2:19.607	81	1 LAP	2:34.526	10	1:44.775	2:14.753
			61	2:04.619	2:23.376	211	1:50.400	2:19.138	10	1:38.803	2:13.150	55	1 LAP	2:33.316
			18	2:06.084	2:25.196	16	1 LAP	2:24.928	73	2:00.688	2:19.841	81	1 LAP	2:32.876
						131	1:59.337	2:19.462	211	2:01.749	2:19.974			
						75	2:04.695	2:19.846						

The Innes Ireland Trophy for Gentleman Drivers GT & Sports Endurance Cars

LAP CHART

(contd.)

Lap 11			Lap 12			Lap 13			Lap 14			Lap 15		
No	Behind	Laptime	No	Behind	Laptime	No	Behind	Laptime	No	Behind	Laptime	No	Behind	Laptime
83		2:07.981	83		2:08.118	83		2:08.160	83		2:19.762P	15		2:21.970P
73	1 LAP	2:19.502	73	1 LAP	2:20.935	129	2 LAPS	2:33.429	57	2 LAPS	2:26.344	45	0.839	2:22.152P
211	1 LAP	2:20.064	211	1 LAP	2:20.859	64	2 LAPS	2:33.948	99	2 LAPS	2:41.716P	115	1.983	2:22.783P
72	3 LAPS	2:49.464P	55	2 LAPS	2:35.674	20	2 LAPS	2:32.449	18	2 LAPS	3:44.379	83	5.384	2:56.703
131	1 LAP	2:19.162	81	2 LAPS	2:36.427	127	2 LAPS	2:34.214	129	2 LAPS	2:31.966	56	1 LAP	3:11.648
16	2 LAPS	2:24.272	131	1 LAP	2:18.725	73	1 LAP	2:19.123	59	2 LAPS	3:12.137	129	2 LAPS	2:43.533P
15	32.032	2:10.044	52	2 LAPS	3:41.476	131	1 LAP	2:19.535	20	2 LAPS	2:27.560	64	2 LAPS	2:33.682
45	32.789	2:10.325	15	34.095	2:10.181	159	1 LAP	2:55.670	73	1 LAP	2:19.762	20	2 LAPS	2:42.021P
115	33.069	2:11.391	45	34.557	2:09.886	15	37.755	2:11.820	159	1 LAP	2:12.336	94	2 LAPS	3:31.795
75	1 LAP	2:34.840P	115	34.957	2:10.006	45	38.216	2:11.819	15	29.349	2:11.356	106	1 LAP	3:16.511
61	1 LAP	2:23.501	16	2 LAPS	2:25.551	115	38.695	2:11.898	45	30.006	2:11.552	121	2 LAPS	2:25.908
18	1 LAP	2:23.462	61	1 LAP	2:20.563	211	1 LAP	2:31.045P	115	30.519	2:11.586	149	2 LAPS	3:39.457
9	48.158	2:16.169	9	57.316	2:17.276	121	2 LAPS	4:04.899	64	2 LAPS	2:34.060	23	2 LAPS	2:25.107
82	1 LAP	2:22.500	18	1 LAP	2:30.056P	55	2 LAPS	2:36.205	127	2 LAPS	2:46.211P	55	2 LAPS	2:35.059
125	1 LAP	2:23.787	82	1 LAP	2:21.907	81	2 LAPS	2:35.993	131	1 LAP	2:32.625P	350	1 LAP	3:40.422
121	1 LAP	2:33.940P	125	1 LAP	2:20.640	52	2 LAPS	2:33.345	121	2 LAPS	2:23.248	99	2 LAPS	3:42.012
40	3 LAPS	2:19.142	40	3 LAPS	2:17.960	23	2 LAPS	3:36.133	55	2 LAPS	2:33.202	81	2 LAPS	2:47.243P
59	1 LAP	2:23.172	6	1 LAP	2:24.665	9	1:04.541	2:15.385	81	2 LAPS	2:32.407	4	57.436	2:14.781
6	1 LAP	2:23.947	4	1:33.092	2:16.635	61	1 LAP	2:20.537	23	2 LAPS	2:26.127	52	2 LAPS	2:36.175
30	1 LAP	2:23.839	149	1 LAP	2:24.371	16	2 LAPS	2:36.992P	52	2 LAPS	2:35.548	16	2 LAPS	2:12.967
149	1 LAP	2:23.685	30	1 LAP	2:25.267	82	1 LAP	2:22.057	61	1 LAP	2:30.267P	127	2 LAPS	3:26.279
94	1 LAP	2:23.583	94	1 LAP	2:25.162	40	3 LAPS	2:25.412	9	1:18.983	2:34.204P	9	1:22.584	2:54.920
4	1:24.575	2:15.055	75	1 LAP	3:12.302	125	1 LAP	2:31.683P	82	1 LAP	2:36.018P	211	1 LAP	2:27.430
109	1 LAP	2:27.327	59	1 LAP	2:38.908P	4	1:39.703	2:14.771	4	1:33.974	2:14.033	6	1 LAP	2:32.981P
99	1 LAP	2:26.236	109	1 LAP	2:26.263	6	1 LAP	2:24.646	40	3 LAPS	2:36.126P	75	1 LAP	2:24.808
23	1 LAP	2:31.359P	99	1 LAP	2:26.067	30	1 LAP	2:23.908	16	2 LAPS	2:55.191	131	1 LAP	3:38.831
57	1 LAP	2:23.927	56	1:53.526	2:14.570	75	1 LAP	2:24.792	6	1 LAP	2:25.445	35	1:47.939	2:29.065P
56	1:47.074	2:16.803	350	1:55.552	2:16.298	149	1 LAP	2:31.088P	211	1 LAP	3:30.998	82	1 LAP	3:14.353
350	1:47.372	2:17.825	106	1:56.320	2:16.316	94	1 LAP	2:31.861P	75	1 LAP	2:26.797	159	2:04.369	2:11.386
106	1:48.122	2:16.222	10	1:57.491	2:13.290	109	1 LAP	2:26.344	35	2:10.193	2:17.889	125	1 LAP	2:21.412
10	1:52.319	2:15.525	57	1 LAP	2:27.613	10	2:03.359	2:14.028	30	1 LAP	2:43.411P	61	1 LAP	3:46.112
129	1 LAP	2:34.001	35	2:02.217	2:16.364	35	2:12.066	2:18.009	10	2:15.038	2:31.441P			
35	1:53.971	2:19.578				56	2:13.647	2:28.281P	109	1 LAP	2:39.253P			
159	1:57.248	2:28.670P				350	2:15.657	2:28.265P	57	1 LAP	2:35.020P			
64	1 LAP	3:28.615				106	2:17.879	2:29.719P	125	1 LAP	3:26.246			
127	1 LAP	2:30.271							159	2:44.302	2:15.088			
20	1 LAP	2:28.757							18	1 LAP	2:29.249			
									73	2:49.004	2:21.796			
									59	1 LAP	2:25.562			

The Innes Ireland Trophy for Gentleman Drivers GT & Sports Endurance Cars

LAP CHART

(contd.)

Lap 16			Lap 17			Lap 18			Lap 19			Lap 20		
No	Behind	Laptime	No	Behind	Laptime	No	Behind	Laptime	No	Behind	Laptime	No	Behind	Laptime
83		2:15.902	83		2:14.404	83		2:14.339	83		2:14.066	83		2:15.439
59	2 LAPS	2:24.085	56	1 LAP	2:15.811	56	1 LAP	2:14.031	82	2 LAPS	2:24.819	52	3 LAPS	2:37.645
18	2 LAPS	2:27.538	59	2 LAPS	2:24.529	61	2 LAPS	2:32.332P	81	3 LAPS	2:31.150	56	1 LAP	2:15.722
56	1 LAP	2:15.209	18	2 LAPS	2:26.582	59	2 LAPS	2:22.384	125	2 LAPS	2:21.421	82	2 LAPS	2:22.836
73	1 LAP	2:33.222P	35	1 LAP	3:04.524	45	22.149	2:11.012	56	1 LAP	2:12.986	125	2 LAPS	2:23.062
106	1 LAP	2:22.231	40	5 LAPS	6:09.197	35	1 LAP	2:21.734	45	18.482	2:10.399	45	14.490	2:11.447
10	1 LAP	3:22.303	45	25.476	2:11.337	115	26.315	2:12.295	115	23.750	2:11.501	81	3 LAPS	2:28.719
64	2 LAPS	2:31.701	6	2 LAPS	3:30.299	10	1 LAP	2:15.787	59	2 LAPS	2:23.967	115	18.907	2:10.596
121	2 LAPS	2:23.156	115	28.359	2:13.722	18	2 LAPS	2:29.307	35	1 LAP	2:21.568	10	1 LAP	2:18.274
45	28.543	2:48.990	10	1 LAP	2:18.279	6	2 LAPS	2:21.472	10	1 LAP	2:15.814	59	2 LAPS	2:23.378
115	29.041	2:48.344	106	1 LAP	2:21.665	106	1 LAP	2:20.734	6	2 LAPS	2:19.122	35	1 LAP	2:21.935
94	2 LAPS	2:35.832	121	2 LAPS	2:25.898	55	3 LAPS	3:53.546	106	1 LAP	2:17.931	6	2 LAPS	2:19.582
149	2 LAPS	2:31.379	64	2 LAPS	2:32.207	40	5 LAPS	2:34.399	18	2 LAPS	2:25.521	106	1 LAP	2:16.980
15	40.921	3:02.207	15	43.735	2:17.218	121	2 LAPS	2:21.335	15	50.902	2:18.930	15	53.007	2:17.544
350	1 LAP	2:19.052	350	1 LAP	2:19.381	15	46.038	2:16.642	61	2 LAPS	2:53.606	18	2 LAPS	2:26.411
23	2 LAPS	2:26.902	149	2 LAPS	2:32.225	350	1 LAP	2:17.677	350	1 LAP	2:19.978	61	2 LAPS	2:19.719
4	53.751	2:17.601	94	2 LAPS	2:34.647	64	2 LAPS	2:32.830	121	2 LAPS	2:26.156	350	1 LAP	2:18.692
129	2 LAPS	3:08.746	23	2 LAPS	2:25.619	16	2 LAPS	2:16.274	40	5 LAPS	2:35.186	121	2 LAPS	2:22.320
30	2 LAPS	4:01.701	73	1 LAP	3:09.099	73	1 LAP	2:18.138	55	3 LAPS	2:36.149	16	2 LAPS	2:14.761
16	2 LAPS	2:18.097	16	2 LAPS	2:15.243	23	2 LAPS	2:26.202	16	2 LAPS	2:14.547	73	1 LAP	2:18.772
99	2 LAPS	2:33.805	4	1:05.805	2:26.458P	149	2 LAPS	2:31.032	73	1 LAP	2:15.452	9	1:20.916	2:16.839
109	2 LAPS	4:01.619	129	2 LAPS	2:24.957	94	2 LAPS	2:33.288	9	1:19.516	2:13.256	40	5 LAPS	2:32.746
57	2 LAPS	3:50.187	30	2 LAPS	2:28.496	9	1:20.326	2:14.413	23	2 LAPS	2:25.705	55	3 LAPS	2:34.480
52	2 LAPS	2:37.280	9	1:20.252	2:17.776	129	2 LAPS	2:24.112	64	2 LAPS	2:33.323	23	2 LAPS	2:26.569
9	1:16.880	2:15.582	99	2 LAPS	2:32.376	30	2 LAPS	2:28.201	149	2 LAPS	2:30.356	64	2 LAPS	2:31.884
55	2 LAPS	2:54.965P	57	2 LAPS	2:26.638	57	2 LAPS	2:25.307	129	2 LAPS	2:24.543	149	2 LAPS	2:27.298
20	2 LAPS	3:27.063	109	2 LAPS	2:32.289	20	2 LAPS	2:20.221	94	2 LAPS	2:33.921	129	2 LAPS	2:25.097
127	2 LAPS	2:27.276	20	2 LAPS	2:21.511	99	2 LAPS	2:32.376	20	2 LAPS	2:20.540	159	1:47.320	2:13.942
211	1 LAP	2:26.997	52	2 LAPS	2:36.961	109	2 LAPS	2:31.572	30	2 LAPS	2:28.665	20	2 LAPS	2:20.499
75	1 LAP	2:24.613	127	2 LAPS	2:26.367	4	1:47.041	2:55.575	57	2 LAPS	2:25.114	94	2 LAPS	2:33.861
81	2 LAPS	3:12.333	211	1 LAP	2:24.693	159	1:48.634	2:11.503	159	1:48.817	2:14.249	4	1:55.503	2:20.189
159	1:54.537	2:11.454	159	1:51.470	2:11.337	127	2 LAPS	2:26.849	4	1:50.753	2:17.778	30	2 LAPS	2:27.950
82	1 LAP	2:23.550	81	2 LAPS	2:28.988	211	1 LAP	2:28.398	99	2 LAPS	2:32.407	57	2 LAPS	2:27.338
125	1 LAP	2:22.485	82	1 LAP	2:21.849	52	2 LAPS	2:37.165	127	2 LAPS	2:25.967			
61	1 LAP	2:22.657	125	1 LAP	2:20.955				211	1 LAP	2:25.255			

The Innes Ireland Trophy for Gentleman Drivers GT & Sports Endurance Cars LAP CHART

(contd.)

Lap 21			Lap 22			Lap 23			Lap 24			Lap 25		
No	Behind	Laptime	No	Behind	Laptime	No	Behind	Laptime	No	Behind	Laptime	No	Behind	Laptime
83		2:13.783	83		2:13.133	83		2:14.814	83		2:12.861	45		2:09.869
99	3 LAPS	2:30.478	30	3 LAPS	2:29.990	149	3 LAPS	2:37.372	55	4 LAPS	2:28.926	83	1.527	2:12.761
127	3 LAPS	2:26.536	56	1 LAP	2:14.261	129	3 LAPS	2:34.075	350	2 LAPS	3:02.588	4	1 LAP	2:17.192
211	2 LAPS	2:25.398	45	9.832	2:10.533	45	4.947	2:09.929	45	1.365	2:09.279	20	3 LAPS	2:20.276
56	1 LAP	2:13.905	127	3 LAPS	2:26.091	57	3 LAPS	2:24.650	56	1 LAP	2:14.597	350	2 LAPS	2:20.257
45	12.432	2:11.725	115	17.730	2:12.537	64	3 LAPS	2:38.687	149	3 LAPS	2:27.102	56	1 LAP	2:12.860
115	18.326	2:13.202	211	2 LAPS	2:26.615	56	1 LAP	2:12.826	115	15.282	2:13.244	23	3 LAPS	2:27.682
125	2 LAPS	2:22.057	99	3 LAPS	2:31.417	115	14.899	2:11.983	129	3 LAPS	2:27.776	40	6 LAPS	2:27.928
82	2 LAPS	2:25.591	125	2 LAPS	2:20.816	94	3 LAPS	2:34.105	57	3 LAPS	2:23.188	115	15.512	2:11.464
52	3 LAPS	2:34.847	82	2 LAPS	2:21.459	30	3 LAPS	2:30.343	64	3 LAPS	2:32.417	55	4 LAPS	2:30.045
81	3 LAPS	2:26.412	10	1 LAP	2:19.112	211	2 LAPS	2:23.850	30	3 LAPS	2:28.818	57	3 LAPS	2:23.110
10	1 LAP	2:17.541	81	3 LAPS	2:30.095	127	3 LAPS	2:28.836	94	3 LAPS	2:34.017	149	3 LAPS	2:26.739
35	1 LAP	2:21.181	52	3 LAPS	2:34.298	99	3 LAPS	2:30.528	211	2 LAPS	2:25.080	129	3 LAPS	2:27.046
106	1 LAP	2:17.259	106	1 LAP	2:18.072	125	2 LAPS	2:21.010	127	3 LAPS	2:26.695	64	3 LAPS	2:31.132
59	2 LAPS	2:23.927	6	2 LAPS	2:18.484	82	2 LAPS	2:22.422	125	2 LAPS	2:21.333	30	3 LAPS	2:26.678
6	2 LAPS	2:20.490	35	1 LAP	2:22.605	10	1 LAP	2:20.377	82	2 LAPS	2:21.621	125	2 LAPS	2:21.698
15	56.020	2:16.796	59	2 LAPS	2:22.542	106	1 LAP	2:20.655	99	3 LAPS	2:30.949	211	2 LAPS	2:26.555
61	2 LAPS	2:18.748	15	58.846	2:15.959	6	2 LAPS	2:19.053	10	1 LAP	2:17.339	127	3 LAPS	2:26.563
350	1 LAP	2:18.342	16	2 LAPS	2:17.034	35	1 LAP	2:21.650	106	1 LAP	2:18.359	82	2 LAPS	2:22.571
16	2 LAPS	2:14.256	121	2 LAPS	2:20.786	15	1:04.080	2:20.048	6	2 LAPS	2:19.353	94	3 LAPS	2:34.890
18	2 LAPS	2:29.327	73	1 LAP	2:17.354	81	3 LAPS	2:31.353	15	1:08.189	2:16.970	10	1 LAP	2:18.626
121	2 LAPS	2:20.506	18	2 LAPS	2:25.160	59	2 LAPS	2:23.839	16	2 LAPS	2:14.301	99	3 LAPS	2:31.006
73	1 LAP	2:17.146	61	2 LAPS	2:32.505	16	2 LAPS	2:13.368	35	1 LAP	2:22.614	106	1 LAP	2:22.186
9	1:37.933	2:30.800	350	1 LAP	2:34.545P	52	3 LAPS	2:35.586	59	2 LAPS	2:22.703	6	2 LAPS	2:20.612
40	5 LAPS	2:32.188	159	1:44.990	2:11.991	73	1 LAP	2:16.866	81	3 LAPS	2:26.824	15	1:17.406	2:20.451
55	3 LAPS	2:31.645	23	2 LAPS	2:26.063	121	2 LAPS	2:21.075	73	1 LAP	2:17.923	16	2 LAPS	2:18.047
23	2 LAPS	2:25.818	40	5 LAPS	2:30.750	61	2 LAPS	2:20.888	52	3 LAPS	2:33.437	35	1 LAP	2:21.298
159	1:46.132	2:12.595	55	3 LAPS	2:30.990	18	2 LAPS	2:26.317	121	2 LAPS	2:20.240	59	2 LAPS	2:22.746
149	2 LAPS	2:27.255	20	2 LAPS	2:27.477	159	1:41.093	2:10.917	61	2 LAPS	2:19.076	73	1 LAP	2:17.954
20	2 LAPS	2:19.726	4	2:09.076	2:21.467	23	2 LAPS	2:25.370	159	1:39.643	2:11.411	81	3 LAPS	2:28.870
129	2 LAPS	2:25.636				40	5 LAPS	2:27.742	18	2 LAPS	2:25.495	159	1:39.058	2:10.649
64	2 LAPS	2:31.698				4	2:11.938	2:17.676				121	2 LAPS	2:22.333
4	2:00.742	2:19.022				20	2 LAPS	2:19.042				61	2 LAPS	2:19.777
57	2 LAPS	2:25.072										52	3 LAPS	2:33.236
94	2 LAPS	2:32.035										18	2 LAPS	2:25.201

The Innes Ireland Trophy for Gentleman Drivers GT & Sports Endurance Cars LAP CHART

(contd.)

Lap 26			Lap 27			Lap 28			Lap 29			Lap 30		
No	Behind	Laptime	No	Behind	Laptime	No	Behind	Laptime	No	Behind	Laptime	No	Behind	Laptime
45		2:10.176	45		2:10.035	45		2:09.601						
83	1.565	2:10.214	83	2.634	2:11.104	83	4.396	2:11.363						
4	1 LAP	2:17.696	52	4 LAPS	2:33.549	81	4 LAPS	2:27.861						
56	1 LAP	2:15.780	18	3 LAPS	2:28.246	115	23.177	2:12.846						
115	17.866	2:12.530	56	1 LAP	2:12.619	18	3 LAPS	2:25.811						
350	2 LAPS	2:19.758	115	19.932	2:12.101	56	1 LAP	2:14.065						
20	3 LAPS	2:25.020	4	1 LAP	2:19.597	52	4 LAPS	2:34.141						
23	3 LAPS	2:25.469	350	2 LAPS	2:17.116	4	1 LAP	2:19.145						
40	6 LAPS	2:26.966	23	3 LAPS	2:25.632	350	2 LAPS	2:16.429						
55	4 LAPS	2:28.234	40	6 LAPS	2:27.247	23	3 LAPS	2:27.105						
57	3 LAPS	2:24.051	20	3 LAPS	2:36.417P	57	3 LAPS	2:23.745						
149	3 LAPS	2:23.835	57	3 LAPS	2:23.718	129	3 LAPS	2:23.208						
129	3 LAPS	2:23.704	55	4 LAPS	2:30.635	149	3 LAPS	2:26.808						
125	2 LAPS	2:21.580	129	3 LAPS	2:24.425	55	4 LAPS	2:28.712						
30	3 LAPS	2:29.448	149	3 LAPS	2:25.675	10	1 LAP	2:20.721						
10	1 LAP	2:18.014	125	2 LAPS	2:20.921	125	2 LAPS	2:23.342						
64	3 LAPS	2:35.642	10	1 LAP	2:18.342	16	2 LAPS	2:13.381						
211	2 LAPS	2:26.388	30	3 LAPS	2:27.155	20	3 LAPS	2:55.363						
127	3 LAPS	2:27.243	82	2 LAPS	2:23.577	82	2 LAPS	2:23.483						
82	2 LAPS	2:26.207	211	2 LAPS	2:26.987	30	3 LAPS	2:29.146						
94	3 LAPS	2:33.881	16	2 LAPS	2:14.052	211	2 LAPS	2:25.157						
16	2 LAPS	2:17.711	127	3 LAPS	2:27.211	15	1:46.576	2:20.151						
6	2 LAPS	2:22.174	64	3 LAPS	2:34.417	6	2 LAPS	2:19.514						
15	1:27.512	2:20.282	15	1:36.026	2:18.549	159	1:48.825	2:12.658						
106	1 LAP	2:24.227	6	2 LAPS	2:20.881	127	3 LAPS	2:29.545						
35	1 LAP	2:22.012	35	1 LAP	2:21.286	35	1 LAP	2:21.028						
99	3 LAPS	2:33.423	106	1 LAP	2:27.554	64	3 LAPS	2:31.797						
59	2 LAPS	2:23.607	159	1:45.768	2:14.468	73	1 LAP	2:19.589						
159	1:41.335	2:12.453	94	3 LAPS	2:37.603	106	1 LAP	2:28.651						
73	1 LAP	2:19.408	73	1 LAP	2:19.355	59	2 LAPS	2:24.333						
61	2 LAPS	2:20.262	59	2 LAPS	2:23.625	94	3 LAPS	2:34.434						
121	2 LAPS	2:23.383	99	3 LAPS	2:32.542	61	2 LAPS	2:22.889						
81	3 LAPS	2:30.971	61	2 LAPS	2:20.117	121	2 LAPS	2:22.879						
			121	2 LAPS	2:20.400									

The Derek Bell Trophy sponsored by Motor Sport

QUALIFYING - Race 4

POS	NO	CL	NAME	NAT	ENTRY	TIME	LAPS	GAP	MPH
1	84	B	Martin STRETTON		March 712	1:43.671	6		109.17
2	40	A	Simon HADFIELD		Lola T300	1:44.996	13	1.325	107.79
3	1	A	Frank LYONS		Gurney Eagle FA74	1:47.163	10	3.492	105.61
4	14	A	Stephen ALLEN		Fittipaldi F5A	1:47.234	9	3.563	105.54
5	5	A	Simon DIFFEY		Surtees TS8	1:47.635	12	3.964	105.15
6	51	B	Steve MAXTED		Lola T360	1:47.691	11	4.020	105.10
7	35	A	Peter DUNN		March 73A	1:50.337	10	6.666	102.58
8	48	C	Stuart TILLEY		Modus M1	1:51.080	7	7.409	101.89
9	77	B	Paul DRAYSON		March 712	1:51.472	8	7.801	101.53
10	92	B	Mark GRIFFITHS		Surtees TS15	1:51.546	12	7.875	101.46
11	27	B	James MURRAY		Brabham BT36	1:51.617	9	7.946	101.40
12	26	B	Sandy WATSON		Chevron B39	1:52.374	10	8.703	100.72
13	71	C	Richard TROTT		Chevron B43	1:53.855	11	10.184	99.41
14	7	C	Chris SHARPLES		Chevron B29	1:54.311	11	10.640	99.01
15	94	B	Roy WALZER		Brabham BT35	1:54.453	11	10.782	98.89
16	17	B	Paul BASON		March 712	1:56.474	11	12.803	97.17
17	18	B	Paul DUDLEY		Tecno	1:56.506	11	12.835	97.14
18	54	B	Mark DWYER		March 974-2	1:56.508	6	12.837	97.14
19	66	A	Michael SCOTT		Brabham BT30	1:56.806	10	13.135	96.89
20	70	A	Ron MAYDON		Amon 001	1:57.082	7	13.411	96.67
21	49	C	Derek GRAHAM		GRD 272	1:57.497	11	13.826	96.32
22	37	B	Lincoln SMALL		Brabham BT30	1:58.139	11	14.468	95.80
23	39	B	Bob BIRRELL		Chevron B28	1:59.040	6	15.369	95.08
24	41	D	Peter RICHARDS		Delta T79	1:59.675	11	16.004	94.57
25	4	C	Paul CAMPFIELD		March 803	1:59.784	11	16.113	94.49
26	42	C	Tom THORNTON		Argo JM3	2:02.461	10	18.790	92.42
27	30	B	Neil GLOVER		Lola T330	2:02.790	10	19.119	92.17
28	65	D	Peter DENHAM		Reynard SF78	2:02.933	11	19.262	92.07
29	73	A	Tim BARRY		Trojan T102	2:04.247	5	20.576	91.09
30	82	C	Ian RIMMER		March 76B	2:04.467	7	20.796	90.93
31	50	D	Stuart OLLEY		Delta T79	2:08.573	9	24.902	88.03
32	67	B	Alan BELL		Chevron B27	2:09.251	10	25.580	87.56
33	74	D	Seamus DOYLE		Lola T580	2:09.620	10	25.949	87.32
34	34	A	Anthony GODDARD		Surtees TS11	2:09.848	10	26.177	87.16
35	3	A	Ian JACOBS		Leda LT25	2:11.683	4	28.012	85.95
36	44	A	Anthony TAYLOR		Chevron B24	2:20.356	5	36.685	80.64
37	24	A	Judy LYONS		Hesketh 308E	2:24.665	8	40.994	78.23

Car 30 Please Fit Side Number, Cars 17,18 and 94 Please fit working transponders

Weather/Track - Overcast/Dry

These results are provisional until the conclusion of any judicial and technical matters.

Silverstone Hist

Circuit Length = 3.1440 miles.

Start: 10:16 End: 10:36

Clerk of Course:	Stewards:	Timekeeper:
------------------	-----------	-------------

The Derek Bell Trophy sponsored by Motor Sport LAP ANALYSIS

1	Frank LYONS	Gurney Eagle FA74
1 -	8:45.165	6 - 3:19.188
2 -	1:49.170	7 - 1:49.781
3 -	1:48.983	8 - 1:49.837
4 -	1:53.503	9 - 1:47.163
5 -	2:09.063P	10 - 1:47.948
3	Ian JACOBS	Leda LT25
1 -	7:20.591	
2 -	2:11.683	
3 -	2:52.413	
4 -	5:26.346P	
4	Paul CAMPFIELD	March 803
1 -	6:34.979	6 - 2:02.209
2 -	2:14.234	7 - 2:01.625
3 -	2:04.899	8 - 2:00.846
4 -	2:03.994	9 - 2:01.420
5 -	2:03.557	10 - 2:02.962
5	Simon DIFFEY	Surtees TS8
1 -	7:03.034	6 - 1:52.127
2 -	2:14.622	7 - 1:50.376
3 -	1:54.598	8 - 1:50.931
4 -	1:51.081	9 - 1:49.333
5 -	1:51.994	10 - 1:47.635
7	Chris SHARPLES	Chevron B29
1 -	7:04.671	6 - 1:55.243
2 -	2:04.131	7 - 1:56.050
3 -	1:58.746	8 - 1:54.447
4 -	1:54.929	9 - 1:56.706
5 -	1:57.342	10 - 1:57.734
14	Stephen ALLEN	Fittipaldi F5A
1 -	8:46.101	6 - 4:08.300
2 -	1:52.116	7 - 1:50.732
3 -	1:52.423	8 - 1:50.955
4 -	1:52.151	9 - 1:47.234
5 -	2:06.881P	
17	Paul BASON	March 712
1 -	7:23.040	6 - 1:56.474
2 -	2:12.563	7 - 2:01.333
3 -	2:07.651	8 - 1:56.942
4 -	1:58.945	9 - 1:57.924
5 -	1:57.925	10 - 2:15.349

The Derek Bell Trophy sponsored by Motor Sport LAP ANALYSIS

(contd.)

18	Paul DUDLEY	Tecno
1 -	6:46.979	6 - 2:00.315
2 -	2:20.167	7 - 1:58.210
3 -	2:04.068	8 - 2:00.313
4 -	2:01.438	9 - 1:58.172
5 -	1:58.454	10 - 1:58.610
		11 - 1:56.506
24	Judy LYONS	Hesketh 308E
1 -	9:39.837	6 - 2:33.577
2 -	2:45.627	7 - 2:27.748
3 -	2:38.560	8 - 2:24.665
4 -	2:34.503	
5 -	2:34.279	
26	Sandy WATSON	Chevron B39
1 -	8:39.792	6 - 1:53.279
2 -	2:04.487P	7 - 1:53.319
3 -	3:43.118	8 - 1:54.422
4 -	1:56.034	9 - 1:53.509
5 -	1:52.374	10 - 1:54.757
27	James MURRAY	Brabham BT36
1 -	6:54.850	6 - 1:51.617
2 -	2:11.350	7 - 1:52.124
3 -	2:07.889P	8 - 2:01.494
4 -	3:00.379P	9 - 1:51.767
5 -	5:38.198	
30	Neil GLOVER	Lola T330
1 -	7:23.543	6 - 2:02.790
2 -	2:35.946	7 - 2:04.637
3 -	2:17.296	8 - 2:05.047
4 -	2:07.248	9 - 2:05.628
5 -	2:08.207	10 - 2:22.260P
34	Anthony GODDARD	Surtees TS11
1 -	7:28.483	6 - 2:14.061
2 -	2:27.114	7 - 2:12.391
3 -	2:20.944	8 - 2:10.375
4 -	2:20.553	9 - 2:14.100
5 -	2:16.593	10 - 2:09.848
35	Peter DUNN	March 73A
1 -	8:59.338	6 - 1:54.963
2 -	1:57.437	7 - 2:06.479P
3 -	1:54.441	8 - 2:45.994
4 -	1:52.992	9 - 1:50.337
5 -	1:53.675	10 - 1:51.482

The Derek Bell Trophy sponsored by Motor Sport LAP ANALYSIS

(contd.)

37	Lincoln SMALL	Brabham BT30
1 -	7:22.829	6 - 2:00.331 11 - 2:02.728
2 -	2:19.851	7 - 2:03.616
3 -	2:07.380	8 - 2:01.188
4 -	2:04.958	9 - 1:58.947
5 -	2:05.327	10 - 1:58.139
39	Bob BIRRELL	Chevron B28
1 -	7:17.013	6 - 1:59.040
2 -	2:16.972	
3 -	2:10.470	
4 -	2:03.161	
5 -	1:59.666	
40	Simon HADFIELD	Lola T300
1 -	6:33.947	6 - 1:45.372 11 - 1:45.600
2 -	1:48.604	7 - 1:45.770 12 - 1:44.996
3 -	1:47.319	8 - 1:46.167 13 - 1:46.320
4 -	1:47.239	9 - 1:46.008
5 -	1:46.482	10 - 1:46.154
41	Peter RICHARDS	Delta T79
1 -	6:48.100	6 - 2:03.012 11 - 2:02.975
2 -	2:22.839	7 - 1:59.675
3 -	2:06.759	8 - 2:00.736
4 -	2:01.861	9 - 2:12.266
5 -	2:02.854	10 - 2:05.458
42	Tom THORNTON	Argo JM3
1 -	7:15.087	6 - 2:05.531
2 -	2:20.266	7 - 2:05.009
3 -	2:14.442	8 - 2:06.681
4 -	2:09.754	9 - 2:03.920
5 -	2:07.412	10 - 2:02.461
44	Anthony TAYLOR	Chevron B24
1 -	6:54.047	
2 -	2:36.281	
3 -	2:24.544	
4 -	2:20.356	
5 -	2:44.738P	
48	Stuart TILLEY	Modus M1
1 -	7:03.792	6 - 1:52.810
2 -	2:03.684	7 - 1:53.827
3 -	1:54.688	
4 -	1:52.743	
5 -	1:51.080	

The Derek Bell Trophy sponsored by Motor Sport LAP ANALYSIS

(contd.)

49	Derek GRAHAM	GRD 272
1 -	6:56.827	6 - 1:57.497 11 - 1:59.389
2 -	2:30.547	7 - 2:00.564
3 -	2:11.757	8 - 2:00.277
4 -	2:05.580	9 - 2:00.542
5 -	1:58.754	10 - 2:02.852
50	Stuart OLLEY	Delta T79
1 -	6:57.618	6 - 2:13.692
2 -	2:26.794	7 - 2:10.981
3 -	2:28.975P	8 - 2:09.609
4 -	3:23.708	9 - 2:08.573
5 -	2:11.848	
51	Steve MAXTED	Lola T360
1 -	6:38.053	6 - 1:50.768 11 - 2:48.743P
2 -	1:57.848	7 - 1:48.283
3 -	1:48.893	8 - 1:48.670
4 -	1:49.752	9 - 1:47.691
5 -	1:51.962	10 - 1:55.314
54	Mark DWYER	March 974-2
1 -	7:34.574	6 - 2:20.938P
2 -	2:16.612	
3 -	1:56.508	
4 -	2:02.362P	
5 -	3:24.450	
65	Peter DENHAM	Reynard SF78
1 -	7:02.183	6 - 2:03.204 11 - 2:03.895
2 -	2:21.260	7 - 2:03.896
3 -	2:08.683	8 - 2:06.041
4 -	2:04.487	9 - 2:04.181
5 -	2:03.783	10 - 2:02.933
66	Michael SCOTT	Brabham BT30
1 -	7:33.456	6 - 2:01.186
2 -	2:26.672	7 - 1:58.707
3 -	2:11.865	8 - 1:59.022
4 -	2:06.816	9 - 1:59.563
5 -	2:09.038	10 - 1:56.806
67	Alan BELL	Chevron B27
1 -	7:31.890	6 - 2:15.833
2 -	2:24.807	7 - 2:13.077
3 -	2:21.685	8 - 2:09.251
4 -	2:19.330	9 - 2:13.811
5 -	2:16.810	10 - 2:09.959

The Derek Bell Trophy sponsored by Motor Sport LAP ANALYSIS

(contd.)

70	Ron MAYDON	Amon 001
1 -	X:00.000	6 - 2:07.733
2 -	2:16.852	7 - 2:26.450P
3 -	2:07.445	
4 -	1:57.082	
5 -	2:09.642	
71	Richard TROTT	Chevron B43
1 -	6:27.702	6 - 2:00.418 11 - 1:55.305
2 -	2:07.293	7 - 1:57.004
3 -	1:59.266	8 - 1:55.168
4 -	1:57.505	9 - 1:57.385
5 -	1:58.813	10 - 1:53.855
73	Tim BARRY	Trojan T102
1 -	7:26.246	
2 -	2:26.167	
3 -	2:09.643	
4 -	2:04.247	
5 -	2:50.297P	
74	Seamus DOYLE	Lola T580
1 -	7:20.670	6 - 2:10.931
2 -	2:23.863	7 - 2:11.898
3 -	2:14.365	8 - 2:13.292
4 -	2:15.522	9 - 2:11.246
5 -	2:12.596	10 - 2:09.620
77	Paul DRAYSON	March 712
1 -	7:11.037	6 - 1:57.103
2 -	2:04.268	7 - 1:55.219
3 -	1:55.824	8 - 1:51.472
4 -	1:56.634	
5 -	1:59.047	
82	Ian RIMMER	March 76B
1 -	6:33.895	6 - 2:04.467
2 -	2:21.858	7 - 2:25.098P
3 -	2:10.719	
4 -	2:09.405	
5 -	2:09.103	
84	Martin STRETTON	March 712
1 -	7:03.828	6 - 3:16.158
2 -	1:53.517	
3 -	1:47.693	
4 -	1:43.671	
5 -	1:57.289P	

The Derek Bell Trophy sponsored by Motor Sport LAP ANALYSIS

(contd.)


92	Mark GRIFFITHS	Surtees TS15			
1 -	6:36.651	6 -	1:54.264	11 -	1:52.427
2 -	2:13.900	7 -	1:52.394	12 -	2:27.786P
3 -	1:56.627	8 -	1:52.188		
4 -	1:51.546	9 -	1:53.175		
5 -	1:54.126	10 -	1:52.177		
94	Roy WALZER	Brabham BT35			
1 -	6:37.844	6 -	1:59.156	11 -	1:54.829
2 -	2:12.059	7 -	1:56.385		
3 -	2:00.138	8 -	1:54.453		
4 -	1:55.573	9 -	1:55.639		
5 -	1:55.848	10 -	1:56.330		

The Derek Bell Trophy sponsored by Motor Sport

GRID - Race 4

ROW 19	24	LYONS	
ROW 18	3	JACOBS	44 TAYLOR
ROW 17	74	DOYLE	34 GODDARD
ROW 16	50	OLLEY	67 BELL
ROW 15	73	BARRY	82 RIMMER
ROW 14	30	GLOVER	65 DENHAM
ROW 13	4	CAMPFIELD	42 THORNTON
ROW 12	39	BIRRELL	41 RICHARDS
ROW 11	49	GRAHAM	37 SMALL
ROW 10	66	SCOTT	70 MAYDON
ROW 9	18	DUDLEY	54 DWYER
ROW 8	94	WALZER	17 BASON
ROW 7	71	TROTT	7 SHARPLES
ROW 6	27	MURRAY	26 WATSON
ROW 5	77	DRAYSON	92 GRIFFITHS
ROW 4	35	DUNN	48 TILLEY
ROW 3	5	DIFFEY	51 MAXTED
ROW 2	1	LYONS	14 ALLEN
ROW 1	84	STRETTON	40 HADFIELD

POLE



Car 30 Please Fit Side Number, Cars 17,18 and 94 Please fit working transponders
Weather/Track - Overcast/Dry
These results are provisional until the conclusion of any judicial and technical matters.

Silverstone Hist
 Circuit Length = 3.1440 miles.
 Start: 10:16 End: 10:36

Clerk of Course:	Stewards:	Timekeeper:
------------------	-----------	-------------

The Derek Bell Trophy sponsored by Motor Sport

RACE RESULT - Race 4

POS	NO	CL	NAME	NAT	ENTRY	TIME	LAPS	GAP	MPH	BEST
1	40	A	Simon HADFIELD		Lola T300	21:33.529	12		105.13	1:45.404
2	51	B	Steve MAXTED		Lola T360	21:48.998	12	15.469	103.89	1:47.904
3	35	A	Peter DUNN		March 73A	22:13.901	12	40.372	101.95	1:49.172
4	5	A	Simon DIFFEY		Surtees TS8	22:28.596	12	55.067	100.84	1:49.775
5	77	B	Paul DRAYSON		March 712	22:31.778	12	58.249	100.60	1:50.860
6	54	B	Mark DWYER		March 974-2	22:32.962	12	59.433	100.51	1:50.458
7	48	C	Stuart TILLEY		Modus M1	22:37.846	12	1:04.317	100.15	1:51.189
8	26	C	Sandy WATSON		Chevron B39	22:51.528	12	1:17.999	99.15	1:53.172
9	7	C	Chris SHARPLES		Chevron B29	22:52.187	12	1:18.658	99.11	1:52.971
10	94	B	Roy WALZER		Brabham BT35	23:17.350	12	1:43.821	97.32	1:54.150
11	71	C	Richard TROTT		Chevron B43	21:36.540	11	1 LAP	96.16	1:54.820
12	17	B	Paul BASON		March 712	21:47.884	11	1 LAP	95.32	1:56.460
13	30	B	Neil GLOVER		Lola T330	22:24.972	11	1 LAP	92.70	1:58.386
14	18	B	Paul DUDLEY		Tecno	22:26.305	11	1 LAP	92.60	1:57.924
15	4	C	Paul CAMPFIELD		March 803	22:26.477	11	1 LAP	92.59	1:59.641
16	49	C	Derek GRAHAM		GRD 272	22:26.686	11	1 LAP	92.58	1:59.008
17	39	B	Bob BIRRELL		Chevron B28	22:41.949	11	1 LAP	91.54	2:00.796
18	82	C	Ian RIMMER		March 76B	22:42.327	11	1 LAP	91.51	2:00.111
19	37	B	Lincoln SMALL		Brabham BT30	22:43.919	11	1 LAP	91.41	2:00.898
20	65	D	Peter DENHAM		Reynard SF78	22:43.978	11	1 LAP	91.40	2:01.160
21	67	B	Alan BELL		Chevron B27	22:57.961	11	1 LAP	90.48	2:00.930
22	42	C	Tom THORNTON		Argo JM3	23:07.118	11	1 LAP	89.88	2:01.357
23	41	D	Peter RICHARDS		Delta T79	23:08.152	11	1 LAP	89.81	2:01.540
24	34	A	Anthony GODDARD		Surtees TS11	23:27.522	11	1 LAP	88.58	2:04.739
25	74	D	Seamus DOYLE		Lola T580	22:00.479	10	2 LAPS	85.84	2:08.221
26	24	A	Judy LYONS		Hesketh 308E	23:33.413	10	2 LAPS	80.20	2:11.941

NOT CLASSIFIED

92	B	Mark GRIFFITHS	Surtees TS15	20:44.907	11	D.N.F.	100.15	1:51.754
14	A	Stephen ALLEN	Fittipaldi F5A	18:48.721	10	D.N.F.	100.43	1:46.600
70	A	Ron MAYDON	Amon 001	13:05.727	6	D.N.F.	86.65	1:55.974
27	B	James MURRAY	Brabham BT36	13:19.180	6	D.N.F.	85.19	1:50.529
1	A	Frank LYONS	Gurney Eagle FA74	7:32.543	4	D.N.F.	100.43	1:46.254
3	A	Ian JACOBS	Leda LT25	7:51.091	4	D.N.F.	96.47	1:53.174
66	A	Michael SCOTT	Brabham BT30	12:36.406	4	D.N.F.	60.08	2:08.312
50	D	Stuart OLLEY	Delta T79	6:50.425	3	D.N.F.	83.16	2:08.458
44	A	Anthony TAYLOR	Chevron B24	4:58.164	2	D.N.F.	76.51	2:25.028

FASTEST LAP

40	A	Simon HADFIELD	Lola T300	1:45.404	4	107.38mph	172.81kph
51	B	Steve MAXTED	Lola T360	1:47.904	4	104.89mph	168.80kph
48	C	Stuart TILLEY	Modus M1	1:51.189	9	101.79mph	163.82kph
65	D	Peter DENHAM	Reynard SF78	2:01.160	4	93.41mph	150.34kph

Car 30 ILLEGAL SIDE NUMBERS (E.11.3.11) - must fit or not be timed.

Weather/Track - Bright/Dry CARS 17, 42, 70, 94 Must fit transponders or not be timed

These results are provisional until the conclusion of any judicial and technical matters.

Silverstone Hist

Circuit Length = 3.1440 miles.

Start: 09:58 End: 10:18

Clerk of Course:	Stewards:	Timekeeper:
------------------	-----------	-------------

The Derek Bell Trophy sponsored by Motor Sport

LAP ANALYSIS

1	Frank LYONS	Gurney Eagle FA74
	1 - 1:50.144	
	2 - 1:46.254	
	3 - 1:46.732	
	4 - 2:09.413P	
3	Ian JACOBS	Leda LT25
	1 - 2:10.956	
	2 - 1:53.174	
	3 - 1:53.298	
	4 - 1:53.663	
4	Paul CAMPFIELD	March 803
	1 - 2:12.198	6 - 2:02.255
	2 - 2:00.658	7 - 1:59.641
	3 - 2:02.984	8 - 2:00.023
	4 - 2:02.164	9 - 2:01.251
	5 - 2:03.742	10 - 2:01.615
5	Simon DIFFEY	Surtees TS8
	1 - 1:56.378	6 - 1:53.653
	2 - 1:50.941	7 - 1:52.160
	3 - 1:52.487	8 - 1:51.311
	4 - 1:53.521	9 - 1:51.007
	5 - 1:51.535	10 - 1:52.935
7	Chris SHARPLES	Chevron B29
	1 - 2:00.959	6 - 1:54.295
	2 - 1:53.203	7 - 1:53.367
	3 - 1:54.315	8 - 1:53.033
	4 - 1:53.286	9 - 1:53.880
	5 - 1:53.413	10 - 1:52.971
14	Stephen ALLEN	Fittipaldi F5A
	1 - 1:50.434	6 - 1:49.848
	2 - 1:46.600	7 - 1:49.033
	3 - 1:47.142	8 - 1:53.588
	4 - 1:47.838	9 - 1:51.218
	5 - 1:48.781	10 - 2:24.239P
17	Paul BASON	March 712
	1 - 2:04.656	6 - 1:59.326
	2 - 1:56.460	7 - 2:00.740
	3 - 1:58.097	8 - 1:57.218
	4 - 1:57.813	9 - 1:57.333
	5 - 1:58.205	10 - 1:59.757

Car 30 ILLEGAL SIDE NUMBERS (E.11.3.11) - must fit or not be timed.

Weather/Track - Bright/Dry

CARS 17, 42, 70, 94 Must fit transponders or not be timed

Silverstone Hist

Circuit Length = 3.1440 miles.

Start: 09:58 End: 10:18

The Derek Bell Trophy sponsored by Motor Sport LAP ANALYSIS

(contd.)

18	Paul DUDLEY	Tecno
1 - 2:08.541	6 - 2:02.577	11 - 2:00.829
2 - 1:59.178	7 - 2:01.095	
3 - 2:00.754	8 - 2:04.425	
4 - 1:57.924	9 - 2:05.454	
5 - 2:00.412	10 - 2:05.116	
24	Judy LYONS	Hesketh 308E
1 - 2:31.279	6 - 2:17.758	
2 - 2:15.827	7 - 2:17.662	
3 - 2:11.941	8 - 2:29.703	
4 - 2:21.498	9 - 2:21.737	
5 - 2:25.792	10 - 2:20.216	
26	Sandy WATSON	Chevron B39
1 - 1:59.964	6 - 1:54.639	11 - 1:53.826
2 - 1:53.484	7 - 1:53.309	12 - 1:54.575
3 - 1:53.429	8 - 1:53.172	
4 - 1:53.481	9 - 1:53.952	
5 - 1:54.075	10 - 1:53.622	
27	James MURRAY	Brabham BT36
1 - 1:58.598	6 - 3:53.622P	
2 - 1:52.896		
3 - 1:51.899		
4 - 1:50.529		
5 - 1:51.636		
30	Neil GLOVER	Lola T330
1 - 2:15.400	6 - 2:04.818	11 - 2:00.772
2 - 1:58.386	7 - 1:59.571	
3 - 2:01.021	8 - 1:59.790	
4 - 2:02.342	9 - 1:58.548	
5 - 2:03.812	10 - 2:00.512	
34	Anthony GODDARD	Surtees TS11
1 - 2:22.893	6 - 2:07.070	11 - 2:04.939
2 - 2:05.025	7 - 2:10.059	
3 - 2:07.910	8 - 2:07.311	
4 - 2:06.104	9 - 2:05.360	
5 - 2:06.112	10 - 2:04.739	
35	Peter DUNN	March 73A
1 - 1:58.099	6 - 1:49.172	11 - 1:52.136
2 - 1:52.754	7 - 1:50.163	12 - 1:49.457
3 - 1:50.708	8 - 1:50.891	
4 - 1:49.264	9 - 1:49.895	
5 - 1:49.343	10 - 1:52.019	

Car 30 ILLEGAL SIDE NUMBERS (E.11.3.11) - must fit or not be timed.

Weather/Track - Bright/Dry

CARS 17, 42, 70, 94 Must fit transponders or not be timed

Silverstone Hist

Circuit Length = 3.1440 miles.

Start: 09:58 End: 10:18

The Derek Bell Trophy sponsored by Motor Sport LAP ANALYSIS

(contd.)

37	Lincoln SMALL	Brabham BT30
1 -	2:10.802	6 - 2:04.237
2 -	2:00.898	7 - 2:04.328
3 -	2:05.100	8 - 2:04.383
4 -	2:01.347	9 - 2:02.644
5 -	2:03.891	10 - 2:02.149
39	Bob BIRRELL	Chevron B28
1 -	2:10.078	6 - 2:05.256
2 -	2:00.796	7 - 2:02.126
3 -	2:02.472	8 - 2:04.364
4 -	2:02.879	9 - 2:03.360
5 -	2:05.299	10 - 2:01.914
40	Simon HADFIELD	Lola T300
1 -	1:47.850	6 - 1:49.190
2 -	1:45.442	7 - 1:52.729
3 -	1:45.452	8 - 1:50.742
4 -	1:45.404	9 - 1:47.226
5 -	1:46.839	10 - 1:46.064
41	Peter RICHARDS	Delta T79
1 -	2:16.846	6 - 2:05.228
2 -	2:01.756	7 - 2:04.760
3 -	2:04.869	8 - 2:02.572
4 -	2:01.540	9 - 2:04.976
5 -	2:14.070	10 - 2:06.904
42	Tom THORNTON	Argo JM3
1 -	2:17.642	6 - 2:03.230
2 -	2:05.255	7 - 2:03.335
3 -	2:03.505	8 - 2:02.793
4 -	2:01.357	9 - 2:20.754
5 -	2:02.241	10 - 2:02.901
44	Anthony TAYLOR	Chevron B24
1 -	2:25.028	
2 -	2:33.136P	
48	Stuart TILLEY	Modus M1
1 -	1:57.850	6 - 1:53.386
2 -	1:52.773	7 - 1:51.793
3 -	1:52.816	8 - 1:52.136
4 -	1:52.041	9 - 1:51.189
5 -	1:54.488	10 - 1:51.342

Car 30 ILLEGAL SIDE NUMBERS (E.11.3.11) - must fit or not be timed.

Weather/Track - Bright/Dry

CARS 17, 42, 70, 94 Must fit transponders or not be timed

Silverstone Hist

Circuit Length = 3.1440 miles.

Start: 09:58 End: 10:18

The Derek Bell Trophy sponsored by Motor Sport LAP ANALYSIS

(contd.)

49	Derek GRAHAM	GRD 272
1 - 2:12.080	6 - 2:03.110	11 - 1:59.464
2 - 1:59.962	7 - 1:59.426	
3 - 2:00.756	8 - 2:02.037	
4 - 2:04.255	9 - 1:59.008	
5 - 2:04.553	10 - 2:02.035	
50	Stuart OLLEY	Delta T79
1 - 2:29.294		
2 - 2:12.673		
3 - 2:08.458		
51	Steve MAXTED	Lola T360
1 - 1:55.135	6 - 1:48.825	11 - 1:49.181
2 - 1:48.075	7 - 1:48.670	12 - 1:49.305
3 - 1:48.369	8 - 1:48.473	
4 - 1:47.904	9 - 1:48.882	
5 - 1:48.200	10 - 1:47.979	
54	Mark DWYER	March 974-2
1 - 2:00.046	6 - 1:52.567	11 - 1:52.940
2 - 1:52.884	7 - 1:50.458	12 - 1:52.535
3 - 1:52.081	8 - 1:51.416	
4 - 1:51.517	9 - 1:51.832	
5 - 1:52.222	10 - 1:52.464	
65	Peter DENHAM	Reynard SF78
1 - 2:17.517	6 - 2:02.937	11 - 2:03.057
2 - 2:05.156	7 - 2:02.361	
3 - 2:03.261	8 - 2:01.590	
4 - 2:01.160	9 - 2:03.052	
5 - 2:02.367	10 - 2:01.520	
66	Michael SCOTT	Brabham BT30
1 - 2:08.312		
2 - 2:23.314P		
3 - 5:38.319		
4 - 2:26.461P		
67	Alan BELL	Chevron B27
1 - 2:21.574	6 - 2:03.111	11 - 2:06.605
2 - 2:01.836	7 - 2:04.576	
3 - 2:03.942	8 - 2:02.970	
4 - 2:00.930	9 - 2:03.261	
5 - 2:03.443	10 - 2:05.713	

Car 30 ILLEGAL SIDE NUMBERS (E.11.3.11) - must fit or not be timed.

Weather/Track - Bright/Dry

CARS 17, 42, 70, 94 Must fit transponders or not be timed

Silverstone Hist

Circuit Length = 3.1440 miles.

Start: 09:58 End: 10:18

The Derek Bell Trophy sponsored by Motor Sport LAP ANALYSIS

(contd.)

70	Ron MAYDON	Amon 001
1 -	2:05.997	6 - 3:05.829P
2 -	1:57.440	
3 -	2:00.594	
4 -	1:55.974	
5 -	1:59.893	
71	Richard TROTT	Chevron B43
1 -	2:03.571	6 - 1:56.928 11 - 1:56.066
2 -	1:57.277	7 - 1:56.873
3 -	1:58.781	8 - 1:54.820
4 -	1:59.267	9 - 1:54.897
5 -	2:00.962	10 - 1:57.098
74	Seamus DOYLE	Lola T580
1 -	2:26.368	6 - 2:12.116
2 -	2:10.444	7 - 2:10.793
3 -	2:11.576	8 - 2:09.353
4 -	2:08.221	9 - 2:10.510
5 -	2:11.367	10 - 2:09.731
77	Paul DRAYSON	March 712
1 -	1:58.761	6 - 1:52.712 11 - 1:53.840
2 -	1:53.017	7 - 1:52.607 12 - 1:51.779
3 -	1:51.050	8 - 1:51.775
4 -	1:50.860	9 - 1:51.157
5 -	1:51.426	10 - 1:52.794
82	Ian RIMMER	March 76B
1 -	2:20.993	6 - 2:01.329 11 - 2:02.852
2 -	2:04.251	7 - 2:01.873
3 -	2:05.490	8 - 2:00.407
4 -	2:00.111	9 - 2:00.609
5 -	2:02.972	10 - 2:01.440
92	Mark GRIFFITHS	Surtees TS15
1 -	1:59.155	6 - 1:53.206 11 - 1:52.734
2 -	1:52.782	7 - 1:53.268
3 -	1:52.110	8 - 1:52.706
4 -	1:51.754	9 - 1:52.752
5 -	1:52.108	10 - 1:52.332
94	Roy WALZER	Brabham BT35
1 -	2:05.357	6 - 1:54.462 11 - 1:56.633
2 -	1:56.221	7 - 1:54.724 12 - 1:56.319
3 -	1:57.097	8 - 1:55.464
4 -	1:56.338	9 - 1:55.868
5 -	1:54.150	10 - 1:54.717

Car 30 ILLEGAL SIDE NUMBERS (E.11.3.11) - must fit or not be timed.

Weather/Track - Bright/Dry

CARS 17, 42, 70, 94 Must fit transponders or not be timed


Silverstone Hist

Circuit Length = 3.1440 miles.

Start: 09:58 End: 10:18

The Derek Bell Trophy sponsored by Motor Sport

GRID - Race 15

ROW 18	44	TAYLOR	
ROW 17	66	SCOTT	50 OLLEY
ROW 16	1	LYONS	3 JACOBS
ROW 15	70	MAYDON	27 MURRAY
ROW 14	74	DOYLE	24 LYONS
ROW 13	34	GODDARD	14 ALLEN
ROW 12	42	THORNTON	41 RICHARDS
ROW 11	65	DENHAM	67 BELL
ROW 10	82	RIMMER	37 SMALL
ROW 9	49	GRAHAM	39 BIRRELL
ROW 8	18	DUDLEY	4 CAMPFIELD
ROW 7	17	BASON	30 GLOVER
ROW 6	92	GRIFFITHS	71 TROTT
ROW 5	7	SHARPLES	94 WALZER
ROW 4	48	TILLEY	26 WATSON
ROW 3	77	DRAYSON	54 DWYER
ROW 2	35	DUNN	5 DIFFEY
ROW 1	40	HADFIELD	51 MAXTED
POLE			
			

Car 30 ILLEGAL SIDE NUMBERS (E.11.3.11) - must fit or not be timed.

Weather/Track - Bright/Dry CARS 17, 42, 70, 94 Must fit transponders or not be timed

These results are provisional until the conclusion of any judicial and technical matters.

Silverstone Hist

Circuit Length = 3.1440 miles.

Start: 09:58 End: 10:18

Clerk of Course:

Stewards:

Timekeeper:

The Derek Bell Trophy sponsored by Motor Sport

RACE RESULT - Race 15

POS	NO	CL	NAME	NAT	ENTRY	TIME	LAPS	GAP	MPH	BEST
1	40	A	Simon HADFIELD		Lola T300	21:32.730	12		105.20	1:45.313
2	35	A	Peter DUNN		March 73A	21:45.995	12	13.265	104.13	1:46.664
3	5	A	Simon DIFFEY		Surtees TS8	21:54.715	12	21.985	103.44	1:47.999
4	1	A	Frank LYONS		Gurney Eagle FA74	21:58.444	12	25.714	103.15	1:44.493
5	77	B	Paul DRAYSON		March 712	22:07.856	12	35.126	102.41	1:49.230
6	27	B	James MURRAY		Brabham BT36	22:28.241	12	55.511	100.87	1:48.379
7	48	C	Stuart TILLEY		Modus M1	22:34.343	12	1:01.613	100.41	1:51.503
8	7	C	Chris SHARPLES		Chevron B29	22:43.322	12	1:10.592	99.75	1:52.203
9	30	B	Neil GLOVER		Lola T330	22:45.200	12	1:12.470	99.61	1:49.974
10	26	C	Sandy WATSON		Chevron B39	22:47.039	12	1:14.309	99.48	1:52.372
11	71	C	Richard TROTT		Chevron B43	22:49.037	12	1:16.307	99.33	1:52.234
12	94	B	Roy WALZER		Brabham BT35	23:11.117	12	1:38.387	97.76	1:53.518
13	17	B	Paul BASON		March 712	21:44.524	11	1 LAP	95.57	1:56.381
14	66	B	Michael SCOTT		Brabham BT30	21:44.705	11	1 LAP	95.56	1:54.255
15	4	C	Paul CAMPFIELD		March 803	22:30.880	11	1 LAP	92.29	1:59.020
16	37	B	Lincoln SMALL		Brabham BT30	22:37.367	11	1 LAP	91.85	1:58.035
17	41	D	Peter RICHARDS		Delta T79	23:06.166	11	1 LAP	89.94	2:01.429
18	42	C	Tom THORNTON		Argo JM3	23:06.382	11	1 LAP	89.93	2:01.416
19	34	A	Anthony GODDARD		Surtees TS11	23:12.109	11	1 LAP	89.56	2:03.928
20	67	B	Alan BELL		Chevron B27	23:18.794	11	1 LAP	89.13	1:59.575
21	24	A	Judy LYONS		Hesketh 308E	21:44.063	9	3 LAPS	78.24	2:17.458

NOT CLASSIFIED

65	D	Peter DENHAM		Reynard SF78	20:27.608	10	D.N.F.	92.34	2:00.340
18	B	Paul DUDLEY		Tecno	20:55.944	10	D.N.F.	90.25	1:57.064
49	C	Derek GRAHAM		GRD 272	18:46.999	9	D.N.F.	90.54	1:57.432
74	D	Seamus DOYLE		Lola T580	17:27.375	8	D.N.F.	86.62	2:07.974
70	A	Ron MAYDON		Amon 001	14:36.619	6	D.N.F.	77.67	1:56.234
51	B	Steve MAXTED		Lola T360	7:44.873	4	D.N.F.	97.76	1:46.300
82	C	Ian RIMMER		March 76B	6:40.548	3	D.N.F.	85.21	2:01.731
54	B	Mark DWYER		March 974-2	3:46.029	2	D.N.F.	100.93	1:51.459
39	B	Bob BIRRELL		Chevron B28		0	D.N.F.	N/A	

FASTEST LAP

1	A	Frank LYONS		Gurney Eagle FA74	1:44.493	12	108.31mph	174.31kph
51	B	Steve MAXTED		Lola T360	1:46.300	3	106.47mph	171.35kph
48	C	Stuart TILLEY		Modus M1	1:51.503	12	101.50mph	163.36kph
65	D	Peter DENHAM		Reynard SF78	2:00.340	5	94.05mph	151.36kph

Weather/Track - Bright/Dry

These results are provisional until the conclusion of any judicial and technical matters.

Silverstone Hist

Circuit Length = 3.1440 miles.

Start: 11:34 End: 11:54

Clerk of Course:	Stewards:	Timekeeper:
------------------	-----------	-------------

The Derek Bell Trophy sponsored by Motor Sport

LAP CHART

Lap 1			Lap 2			Lap 3			Lap 4			Lap 5		
No	Behind	Laptime	No	Behind	Laptime	No	Behind	Laptime	No	Behind	Laptime	No	Behind	Laptime
40		1:48.227	40		1:45.558	40		1:45.402	40		1:45.313	40		1:45.398
5	2.295	1:50.522	5	5.298	1:48.561	5	8.207	1:48.311	24	1 LAP	2:17.458	67	1 LAP	2:01.448
51	2.653	1:50.880	35	8.797	1:49.036	35	11.502	1:48.107	5	10.893	1:47.999	5	14.727	1:49.232
35	5.319	1:53.546	77	11.269	1:50.862	77	15.140	1:49.273	35	13.130	1:46.941	35	15.595	1:47.863
77	5.965	1:54.192	54	12.244	1:51.459	51	15.331	1:46.300	77	19.057	1:49.230	77	23.481	1:49.822
54	6.343	1:54.570	51	14.433	1:57.338	48	21.929	1:51.542	1	28.043	1:48.101	1	31.485	1:48.840
48	8.900	1:57.127	48	15.789	1:52.447	1	25.255	1:49.397	48	28.161	1:51.545	48	34.691	1:51.928
26	9.565	1:57.792	26	18.587	1:54.580	7	27.800	1:53.768	7	35.614	1:53.127	7	43.422	1:53.206
7	11.016	1:59.243	7	19.434	1:53.976	26	28.001	1:54.816	26	36.944	1:54.256	24	1 LAP	2:24.304
94	11.980	2:00.207	94	20.605	1:54.183	94	29.611	1:54.408	94	37.981	1:53.683	26	45.150	1:53.604
71	12.763	2:00.990	1	21.260	1:50.080	71	30.931	1:53.818	71	39.126	1:53.508	94	46.209	1:53.626
30	14.683	2:02.910	71	22.515	1:55.310	30	35.670	1:56.413	51	40.373	2:10.355P	71	46.970	1:53.242
17	15.992	2:04.219	30	24.659	1:55.534	18	40.388	1:57.621	30	44.189	1:53.832	27	51.474	1:49.009
18	16.663	2:04.890	18	28.169	1:57.064	17	41.511	1:57.420	27	47.863	1:49.998	30	53.235	1:54.444
1	16.738	2:04.965	17	29.493	1:59.059	27	43.178	1:50.238	18	52.273	1:57.198	18	1:06.135	1:59.260
49	21.626	2:09.853	49	37.389	2:01.321	49	51.954	1:59.967	17	53.148	1:56.950	17	1:06.886	1:59.136
82	23.334	2:11.561	27	38.342	1:55.106	66	54.136	1:58.990	70	1:05.247	1:56.234	66	1:16.198	1:55.308
65	24.383	2:12.610	82	39.507	2:01.731	70	54.326	1:57.477	66	1:06.288	1:57.465	49	1:21.323	1:58.340
37	24.379	2:12.606	37	39.725	2:00.904	37	55.911	2:01.588	49	1:08.381	2:01.740	37	1:21.988	1:58.035
42	25.542	2:13.769	66	40.548	1:59.941	65	57.383	2:01.996	37	1:09.351	1:58.753	65	1:27.372	2:00.340
66	26.165	2:14.392	65	40.789	2:01.964	4	58.775	2:00.156	65	1:12.430	2:00.360	4	1:27.884	2:00.800
27	28.794	2:17.021	70	42.251	1:57.090	42	1:02.794	2:04.464	4	1:12.482	1:59.020	42	1:36.093	2:02.065
4	28.958	2:17.185	42	43.732	2:03.748	34	1:08.350	2:04.858	42	1:19.426	2:01.945	41	1:44.401	2:01.429
34	30.524	2:18.751	4	44.021	2:00.621	41	1:09.472	2:03.617	41	1:28.370	2:04.211			
70	30.719	2:18.946	34	48.894	2:03.928	74	1:17.894	2:08.266	34	1:29.108	2:06.071			
74	32.614	2:20.841	41	51.257	2:04.187	82	1:21.361	2:27.256P	74	1:41.866	2:09.285			
41	32.628	2:20.855	74	55.030	2:07.974	67	1:30.189	1:59.575						
24	45.943	2:34.170	67	1:16.016	2:03.704									
67	57.870	2:46.097	24	1:18.122	2:17.737									

The Derek Bell Trophy sponsored by Motor Sport LAP CHART

(contd.)

Lap 6			Lap 7			Lap 8			Lap 9			Lap 10		
No	Behind	Laptime	No	Behind	Laptime	No	Behind	Laptime	No	Behind	Laptime	No	Behind	Laptime
40		1:45.439	40		1:47.137	40		1:51.550	40		1:51.699	40		1:45.633
34	1 LAP	2:04.491	42	1 LAP	2:01.416	37	1 LAP	2:05.619	49	1 LAP	2:00.995	35	20.667	1:48.218
70	1 LAP	2:32.405P	41	1 LAP	2:02.517	65	1 LAP	2:03.205	65	1 LAP	2:02.730	5	24.879	1:49.989
74	1 LAP	2:08.388	34	1 LAP	2:03.935	4	1 LAP	2:03.268	35	18.082	1:49.989	65	1 LAP	2:01.619
67	1 LAP	2:04.308	35	22.773	1:49.692	24	2 LAPS	2:28.005	4	1 LAP	2:02.972	77	34.072	1:51.580
5	19.908	1:50.620	5	23.593	1:50.822	35	19.792	1:48.569	37	1 LAP	2:08.478	1	34.319	1:48.134
35	20.218	1:50.062	77	30.520	1:49.776	70	2 LAPS	3:54.467P	5	20.523	1:50.004	4	1 LAP	2:02.311
77	27.881	1:49.839	1	39.689	1:51.208	5	22.218	1:50.175	77	28.125	1:50.341	37	1 LAP	2:06.612
1	35.618	1:49.572	67	1 LAP	2:08.210	41	1 LAP	2:04.436	1	31.818	1:47.821	49	1 LAP	2:36.240P
48	41.838	1:52.586	74	1 LAP	2:09.946	77	29.483	1:50.513	41	1 LAP	2:08.019	48	59.408	1:53.837
7	50.977	1:52.994	48	47.556	1:52.855	42	1 LAP	2:18.727	24	2 LAPS	2:25.832	27	1:00.109	1:49.230
26	52.083	1:52.372	7	57.133	1:53.293	34	1 LAP	2:05.989	42	1 LAP	2:08.808	41	1 LAP	2:05.354
94	54.288	1:53.518	26	57.377	1:52.431	1	35.696	1:47.557	34	1 LAP	2:07.274	7	1:07.277	1:52.362
71	54.924	1:53.393	27	58.649	1:50.184	48	50.461	1:54.455	48	51.204	1:52.442	42	1 LAP	2:04.948
27	55.602	1:49.567	94	1:00.940	1:53.789	67	1 LAP	2:02.047	27	56.512	1:49.616	26	1:09.662	1:53.369
30	1:00.569	1:52.773	71	1:01.359	1:53.572	27	58.595	1:51.496	7	1:00.548	1:52.369	34	1 LAP	2:06.324
17	1:19.616	1:58.169	30	1:05.735	1:52.303	7	59.878	1:54.295	26	1:01.926	1:52.880	71	1:11.216	1:52.480
18	1:19.967	1:59.271	18	1:29.966	1:57.136	26	1:00.745	1:54.918	71	1:04.369	1:52.465	30	1:11.715	1:51.013
24	1 LAP	2:27.235	17	1:30.580	1:58.101	74	1 LAP	2:12.109	30	1:06.335	1:52.042	67	1 LAP	2:02.891
66	1:25.923	1:55.164	66	1:33.041	1:54.255	71	1:03.603	1:53.794	67	1 LAP	2:07.717	94	1:26.214	1:57.034
49	1:33.316	1:57.432	49	1:47.290	2:01.111	94	1:05.044	1:55.654	94	1:14.813	2:01.468	24	2 LAPS	2:28.672
37	1:35.795	1:59.246				30	1:05.992	1:51.807	74	1 LAP	2:10.566			
65	1:42.385	2:00.452				18	1:35.771	1:57.355	18	1:43.344	1:59.272			
4	1:42.661	2:00.216				17	1:36.604	1:57.574	17	1:43.404	1:58.499			
						66	1:36.996	1:55.505	66	1:43.492	1:58.195			

The Derek Bell Trophy sponsored by Motor Sport LAP CHART

(contd.)

Lap 11			Lap 12			Lap 13			Lap 14			Lap 15		
No	Behind	Laptime	No	Behind	Laptime	No	Behind	Laptime	No	Behind	Laptime	No	Behind	Laptime
40		1:54.326	40		1:47.048									
17	1 LAP	1:59.016	24	3 LAPS	2:20.650									
66	1 LAP	1:59.263	17	1 LAP	1:56.381									
35	13.649	1:47.308	66	1 LAP	1:56.227									
5	19.983	1:49.430	35	13.265	1:46.664									
1	28.269	1:48.276	5	21.985	1:49.050									
77	32.236	1:52.490	1	25.714	1:44.493									
65	1 LAP	2:02.332	77	35.126	1:49.938									
4	1 LAP	2:01.717	27	55.511	1:48.379									
37	1 LAP	2:03.325	4	1 LAP	2:02.614									
27	54.180	1:48.397	48	1:01.613	1:51.503									
48	57.158	1:52.076	37	1 LAP	2:02.201									
7	1:05.154	1:52.203	7	1:10.592	1:52.486									
26	1:08.042	1:52.706	30	1:12.470	1:49.974									
18	1 LAP	3:06.877P	26	1:14.309	1:53.315									
30	1:09.544	1:52.155	71	1:16.307	1:52.234									
71	1:11.121	1:54.231	41	1 LAP	2:03.974									
41	1 LAP	2:07.567	42	1 LAP	2:04.011									
42	1 LAP	2:02.481	94	1:38.387	1:56.623									
34	1 LAP	2:05.345	34	1 LAP	2:05.143									
94	1:28.812	1:56.924	67	1 LAP	2:00.819									
67	1 LAP	2:01.978												

The Tony Brookes Trophy for HGPCA Grand Prix Pre 66

QUALIFYING - Race 5

POS	NO	CL	NAME	NAT	ENTRY	TIME	LAPS	GAP	MPH
1	11	12	Danny WRIGHT		Brabham BT11A	1:58.912	10		95.18
2	5	12	Michael SCHRYVER		Lotus 18	2:00.096	10	1.184	94.24
3	1	12	John HARPER		Brabham BT4	2:00.626	9	1.714	93.83
4	29	9	Barrie WILLIAMS		Cooper Maserati T51	2:02.992	9	4.080	92.02
5	88	12	John CLARK		Cooper T51	2:03.092	9	4.180	91.95
6	71	10	Alan BAILLIE		Cooper T71/79	2:04.077	10	5.165	91.22
7	17	12	Nick WIGLEY		Cooper T51	2:04.387	11	5.475	90.99
8	32	12	Malcolm RICKETTS		Lotus 32B	2:05.899	10	6.987	89.90
9	97	1	Steve SMITH		Cooper T59	2:06.601	10	7.689	89.40
10	94	1	John FYDA		Lotus 22	2:06.938	10	8.026	89.16
11	66	11	Sid HOOLE		Cooper T66	2:07.079	10	8.167	89.06
12	23	12	Roy WALZER		Brabham BT11	2:08.095	9	9.183	88.35
13	21	10	Dan COLLINS		Lotus 21	2:08.125	9	9.213	88.33
14	14	10	Gary PEARSON		Lotus 18	2:08.536	6	9.624	88.05
15	91	1	Chris DRAKE		Brabham BT6	2:08.672	8	9.760	87.96
16	7	9	Bill KIRKPATRICK		Cooper T45	2:08.862	10	9.950	87.83
17	20	11	Murray SMITH		Lotus 24	2:09.877	10	10.965	87.14
18	35	9	Ted ROLLASON		Cooper T45	2:10.960	8	12.048	86.42
19	19	9	Tania PILKINGTON		Cooper T43	2:11.510	6	12.598	86.06
20	96	1	John DELANE		Lotus 18	2:12.006	10	13.094	85.74
21	93	1	Chris CHILCOTT		Lotus 20	2:12.704	5	13.792	85.29
22	82	11	Paul DRAYSON		Lotus 24	2:13.343	7	14.431	84.88
23	53	10	Chris BULLIMORE		Cooper T53	2:14.087	10	15.175	84.41
24	31	9	Mike HAYWOOD		Emeryson	2:14.309	10	15.397	84.27
25	92	1	Don THALLON		Cooper T56	2:14.844	7	15.932	83.93
26	98	1	Peter STRAUSS		Brabham BT6	2:14.936	10	16.024	83.88
27	33	10	Eddy PERK		Heron	2:15.140	8	16.228	83.75
28	16	10	Mac HULBERT		LDS GP	2:15.294	9	16.382	83.65
29	61	9	Jean Louis DURET		Cooper T51	2:15.421	8	16.509	83.57
30	18	12	Christopher MANN		Lotus 18	2:15.585	10	16.673	83.47
31	9	10	Mark LINSTONE		Emeryson	2:15.852	10	16.940	83.31
32	45	9	John LLEWELYN		Cooper T45	2:16.765	9	17.853	82.75
33	10	10	John ELLIOTT		Lotus 18	2:17.412	6	18.500	82.36
34	24	12	Andrew GARNER		Cooper T51	2:17.559	9	18.647	82.28
35	95	1	Kevin MUSSON		Lotus 18	2:18.016	10	19.104	82.00
36	25	9	Sebastian WELCH		Cooper T45	2:18.131	9	19.219	81.94
37	27	12	Richard PARNELL		Walker Special	2:18.542	9	19.630	81.69
38	6	10	Eric STAES		Lotus 18/21	2:18.936	9	20.024	81.46
39	79	12	Bob WOODWARD		Cooper T79	2:20.833	9	21.921	80.36
40	12	10	Arian HORWOOD		Lotus 18/21	2:20.954	9	22.042	80.29
41	22	10	Bob WOODWARD III		Lotus 21	2:21.805	9	22.893	79.81
42	3	10	Ric WELLAND		Lotus 24	2:22.789	9	23.877	79.26
43	28	12	Rodger NEWMAN		Brabham BT14	2:23.042	8	24.130	79.12
44	2	9	Harvey SYKES		Cooper T43	2:25.287	9	26.375	77.90
45	41	10	David PRATLEY		Lola Mk3	2:26.031	9	27.119	77.50

Cars 33 and 98 Reserves
Weather/Track - Bright/Dry

These results are provisional until the conclusion of any judicial and technical matters.

Silverstone Hist
Circuit Length = 3.1440 miles.
Start: 10:46 End: 11:06

Clerk of Course:	Stewards:	Timekeeper:
------------------	-----------	-------------

The Tony Brookes Trophy for HGPCA Grand Prix Pre 66 LAP ANALYSIS

1	John HARPER	Brabham BT4
1 -	7:40.087	6 - 2:07.305
2 -	2:03.101	7 - 2:06.781
3 -	2:00.626	8 - 2:05.001
4 -	2:02.144	9 - 2:28.291P
5 -	2:02.429	
2	Harvey SYKES	Cooper T43
1 -	8:07.659P	6 - 2:27.789
2 -	2:51.955	7 - 2:25.287
3 -	2:33.000	8 - 2:26.859
4 -	2:26.858	9 - 2:30.031
5 -	2:29.939	
3	Ric WELLAND	Lotus 24
1 -	8:12.863	6 - 2:22.789
2 -	2:30.545	7 - 2:26.984
3 -	2:26.772	8 - 2:24.791
4 -	2:25.225	9 - 2:24.031
5 -	2:26.048	
5	Michael SCHRYVER	Lotus 18
1 -	7:55.106P	6 - 2:03.820
2 -	2:22.052	7 - 2:01.791
3 -	2:01.350	8 - 2:04.536
4 -	2:00.096	9 - 2:05.229
5 -	2:02.220	10 - 2:17.031P
6	Eric STAES	Lotus 18/21
1 -	8:25.489	6 - 2:23.789
2 -	2:25.222	7 - 2:24.786
3 -	2:20.398	8 - 2:25.307
4 -	2:23.829	9 - 2:20.247
5 -	2:18.936	
7	Bill KIRKPATRICK	Cooper T45
1 -	8:21.196	6 - 2:09.551
2 -	2:23.604	7 - 2:10.573
3 -	2:10.944	8 - 2:22.596
4 -	2:10.042	9 - 2:27.032
5 -	2:08.862	10 - 2:37.837P
8	Tony DITHERIDGE	Cooper T45
1 -	8:33.392P	

The Tony Brookes Trophy for HGPCA Grand Prix Pre 66 LAP ANALYSIS

(contd.)

9	Mark LINSTONE	Emeryson	
1 -	8:18.940	6 - 2:18.289	
2 -	2:25.634	7 - 2:22.294	
3 -	2:20.251	8 - 2:20.920	
4 -	2:15.852	9 - 2:19.657	
5 -	2:17.091	10 - 2:21.557	
10	John ELLIOTT	Lotus 18	
1 -	X:00.000	6 - 2:18.699	
2 -	2:21.160		
3 -	2:18.942		
4 -	2:17.412		
5 -	2:17.908		
11	Danny WRIGHT	Brabham BT11A	
1 -	7:36.446	6 - 1:59.925	
2 -	2:00.513	7 - 2:02.888	
3 -	1:58.912	8 - 2:00.824	
4 -	1:59.280	9 - 2:01.428	
5 -	2:02.801	10 - 2:14.653P	
12	Arian HORWOOD	Lotus 18/21	
1 -	8:12.051	6 - 2:26.871	
2 -	2:29.426	7 - 2:23.051	
3 -	2:24.061	8 - 2:23.292	
4 -	2:22.048	9 - 2:20.954	
5 -	2:24.752		
14	Gary PEARSON	Lotus 18	
1 -	9:15.303	6 - 2:30.723P	
2 -	2:09.779		
3 -	2:08.536		
4 -	2:09.479		
5 -	2:13.943		
16	Mac HULBERT	LDS GP	
1 -	8:57.464	6 - 2:16.597	
2 -	2:20.683	7 - 2:16.101	
3 -	2:16.994	8 - 2:18.917	
4 -	2:18.080	9 - 2:15.294	
5 -	2:30.927		
17	Nick WIGLEY	Cooper T51	
1 -	7:43.386	6 - 2:06.326	11 - 2:50.187P
2 -	2:06.404	7 - 2:06.670	
3 -	2:04.387	8 - 2:09.243	
4 -	2:05.581	9 - 2:11.038	
5 -	2:04.642	10 - 2:07.899	

The Tony Brookes Trophy for HGPCA Grand Prix Pre 66 LAP ANALYSIS

(contd.)

18	Christopher MANN	Lotus 18
1 -	8:10.222	6 - 2:16.063
2 -	2:47.359	7 - 2:16.498
3 -	2:16.099	8 - 2:18.361
4 -	2:17.075	9 - 2:15.585
5 -	2:15.615	10 - 2:16.100
19	Tania PILKINGTON	Cooper T43
1 -	8:31.129	6 - 2:31.970P
2 -	2:18.183	
3 -	2:16.446	
4 -	2:13.286	
5 -	2:11.510	
20	Murray SMITH	Lotus 24
1 -	8:08.767	6 - 2:09.877
2 -	2:13.696	7 - 2:12.099
3 -	2:10.081	8 - 2:11.096
4 -	2:10.319	9 - 2:13.243
5 -	2:14.765	10 - 2:29.459P
21	Dan COLLINS	Lotus 21
1 -	8:12.994	6 - 2:38.011
2 -	2:12.507	7 - 2:48.962
3 -	2:22.273	8 - 2:15.122
4 -	2:08.125	9 - 2:10.545
5 -	2:25.850	
22	Bob WOODWARD III	Lotus 21
1 -	8:14.547	6 - 2:26.712
2 -	2:29.543	7 - 2:23.395
3 -	2:23.226	8 - 2:30.099
4 -	2:21.805	9 - 2:47.615P
5 -	2:24.274	
23	Roy WALZER	Brabham BT11
1 -	7:59.236	6 - 2:10.468
2 -	2:09.877	7 - 2:10.103
3 -	2:08.095	8 - 2:11.308
4 -	2:08.942	9 - 2:29.602P
5 -	2:09.888	
24	Andrew GARNER	Cooper T51
1 -	8:14.974P	6 - 2:17.664
2 -	2:58.934	7 - 2:18.864
3 -	2:19.536	8 - 2:17.759
4 -	2:17.559	9 - 2:18.763
5 -	2:18.737	

The Tony Brookes Trophy for HGPCA Grand Prix Pre 66 LAP ANALYSIS

(contd.)

25	Sebastian WELCH	Cooper T45
1 -	8:35.478	6 - 2:19.135
2 -	2:24.823	7 - 2:18.988
3 -	2:20.027	8 - 2:18.131
4 -	2:19.987	9 - 2:20.225
5 -	2:18.443	
27	Richard PARNELL	Walker Special
1 -	7:53.620	6 - 2:35.716
2 -	2:23.383	7 - 2:33.596
3 -	2:23.423	8 - 2:53.712P
4 -	2:18.542	9 - 4:06.531P
5 -	2:20.575	
28	Rodger NEWMAN	Brabham BT14
1 -	8:21.994	6 - 2:24.232
2 -	2:24.280	7 - 2:23.042
3 -	2:24.654	8 - 2:50.644P
4 -	2:26.038	
5 -	2:24.340	
29	Barrie WILLIAMS	Cooper Maserati T51
1 -	9:13.712	6 - 2:11.787
2 -	2:04.663	7 - 2:04.588
3 -	2:07.626	8 - 2:02.992
4 -	2:06.505	9 - 2:31.438P
5 -	2:08.185	
31	Mike HAYWOOD	Emeryson
1 -	8:36.273	6 - 2:16.307
2 -	2:21.278	7 - 2:18.068
3 -	2:14.481	8 - 2:17.951
4 -	2:19.506	9 - 2:14.309
5 -	2:15.563	10 - 2:16.239
32	Malcolm RICKETTS	Lotus 32B
1 -	8:12.641	6 - 2:08.527
2 -	2:14.632	7 - 2:08.240
3 -	2:05.899	8 - 2:10.153
4 -	2:07.674	9 - 2:10.532
5 -	2:07.270	10 - 2:29.027P
33	Eddy PERK	Heron
1 -	8:44.922	6 - 2:18.968
2 -	2:52.742P	7 - 2:15.140
3 -	5:20.763	8 - 2:15.450
4 -	2:16.346	
5 -	2:16.573	

The Tony Brookes Trophy for HGPCA Grand Prix Pre 66 LAP ANALYSIS

(contd.)

35	Ted ROLLASON	Cooper T45
1 -	8:22.911	6 - 2:30.775
2 -	2:22.477	7 - 2:17.150
3 -	2:15.078	8 - 2:35.279P
4 -	2:10.960	
5 -	2:11.655	
41	David PRATLEY	Lola Mk3
1 -	8:35.946	6 - 2:26.473
2 -	2:28.803	7 - 2:28.617
3 -	2:30.269	8 - 2:27.262
4 -	2:26.031	9 - 2:27.747
5 -	3:05.918	
45	John LLEWELYN	Cooper T45
1 -	8:40.673	6 - 2:19.982
2 -	2:20.726	7 - 2:18.466
3 -	2:19.420	8 - 2:16.765
4 -	2:17.753	9 - 2:48.971P
5 -	2:19.109	
53	Chris BULLIMORE	Cooper T53
1 -	8:24.362	6 - 2:16.355
2 -	2:20.847	7 - 2:14.908
3 -	2:20.739	8 - 2:14.087
4 -	2:15.209	9 - 2:14.884
5 -	2:14.227	10 - 2:15.619
61	Jean Louis DURET	Cooper T51
1 -	X:00.000	6 - 2:15.522
2 -	2:17.070	7 - 2:16.324
3 -	2:16.202	8 - 2:15.421
4 -	2:16.828	
5 -	2:16.999	
66	Sid HOOLE	Cooper T66
1 -	8:14.899	6 - 2:07.797
2 -	2:13.136	7 - 2:07.181
3 -	2:07.079	8 - 2:08.730
4 -	2:08.102	9 - 2:09.549
5 -	2:11.440	10 - 2:11.120
71	Alan BAILLIE	Cooper T71/79
1 -	7:37.364	6 - 2:07.878
2 -	2:05.774	7 - 2:08.048
3 -	2:04.077	8 - 2:12.150
4 -	2:21.828	9 - 2:09.611
5 -	2:07.596	10 - 2:15.140

The Tony Brookes Trophy for HGPCA Grand Prix Pre 66 LAP ANALYSIS

(contd.)

79	Bob WOODWARD	Cooper T79
1 -	8:43.650	6 - 2:24.877
2 -	2:24.638	7 - 2:24.009
3 -	2:24.929	8 - 2:26.946
4 -	2:23.074	9 - 2:49.158
5 -	2:20.833	
82	Paul DRAYSON	Lotus 24
1 -	X:00.000	6 - 2:13.343
2 -	2:17.553	7 - 2:19.023
3 -	2:17.687	
4 -	2:17.681	
5 -	2:13.530	
88	John CLARK	Cooper T51
1 -	7:40.400	6 - 5:00.514
2 -	2:03.092	7 - 2:06.033
3 -	2:03.260	8 - 2:06.976
4 -	2:03.350	9 - 2:09.933
5 -	2:04.859	
91	Chris DRAKE	Brabham BT6
1 -	7:39.234	6 - 2:09.362
2 -	2:12.766	7 - 2:13.168
3 -	2:08.672	8 - 3:34.969P
4 -	2:11.169	
5 -	2:14.739	
92	Don THALLON	Cooper T56
1 -	8:20.987	6 - 2:21.705
2 -	2:19.153	7 - 3:08.712P
3 -	2:14.844	
4 -	2:17.603	
5 -	2:16.210	
93	Chris CHILCOTT	Lotus 20
1 -	7:55.710	
2 -	2:15.253	
3 -	2:12.704	
4 -	2:12.958	
5 -	2:36.790P	
94	John FYDA	Lotus 22
1 -	8:15.430	6 - 2:10.840
2 -	2:13.830	7 - 2:08.473
3 -	2:06.938	8 - 2:10.481
4 -	2:07.554	9 - 2:11.052
5 -	2:09.128	10 - 2:30.573P

The Tony Brookes Trophy for HGPCA Grand Prix Pre 66 LAP ANALYSIS

(contd.)

95	Kevin MUSSON	Lotus 18
1 -	7:59.261P	6 - 2:20.163
2 -	2:35.702	7 - 2:23.291
3 -	2:18.016	8 - 2:23.762
4 -	2:21.627	9 - 2:19.762
5 -	2:20.679	10 - 2:21.833
96	John DELANE	Lotus 18
1 -	8:44.162	6 - 2:19.801
2 -	2:24.479	7 - 2:17.271
3 -	2:18.237	8 - 2:14.372
4 -	2:12.006	9 - 2:16.421
5 -	2:19.711	10 - 2:16.297
97	Steve SMITH	Cooper T59
1 -	7:57.361P	6 - 2:09.080
2 -	2:24.662	7 - 2:07.794
3 -	2:07.866	8 - 2:09.831
4 -	2:07.033	9 - 2:11.155
5 -	2:06.601	10 - 2:12.667
98	Peter STRAUSS	Brabham BT6
1 -	8:01.932P	6 - 2:33.109
2 -	2:39.061	7 - 2:23.624
3 -	2:16.000	8 - 2:16.772
4 -	2:14.936	9 - 2:17.512
5 -	2:15.470	10 - 2:22.809


The Tony Brookes Trophy for HGPCA Grand Prix Pre 66

GRID - Race 5 - Amended

ROW 22
ROW 21
ROW 20
ROW 19
ROW 18
ROW 17
ROW 16
ROW 15
ROW 14
ROW 13
ROW 12
ROW 11
ROW 10
ROW 9
ROW 8
ROW 7
ROW 6
ROW 5
ROW 4
ROW 3
ROW 2
ROW 1

41	PRATLEY	2	SYKES
28	NEWMAN	3	WELLAND
22	WOODWARD III	12	HORWOOD
79	WOODWARD	6	STAES
27	PARNELL	25	WELCH
95	MUSSON	24	GARNER
10	ELLIOTT	45	LLEWELYN
9	LINSTONE	18	MANN
61	DURET	16	HULBERT
33	PERK	92	THALLON
31	HAYWOOD	53	BULLIMORE
82	DRAYSON	93	CHILCOTT
96	DELANE	19	PILKINGTON
35	ROLLASON	20	SMITH
7	KIRKPATRICK	91	DRAKE
14	PEARSON	21	COLLINS
23	WALZER	66	HOOLE
94	FYDA	97	SMITH
32	RICKETTS	17	WIGLEY
71	BAILLIE	88	CLARK
29	WILLIAMS	1	HARPER
5	SCHRYVER	11	WRIGHT

POLE



Cars 8 and 98 Reserves
Weather/Track - Bright/Dry
These results are provisional until the conclusion of any judicial and technical matters.

Silverstone
 Circuit Length = 3.1440 miles.
 Start: 10:46 End: 11:06

Clerk of Course:	Stewards:	Timekeeper:
------------------	-----------	-------------

The Tony Brookes Trophy for HGPCA Grand Prix Pre 66

RACE RESULT - Race 5

POS	NO	CL	NAME	NAT	ENTRY	TIME	LAPS	GAP	MPH	BEST
1	5	12	Michael SCHRYVER		Lotus 18	12:14.753	6		92.66	2:00.381
2	29	9	Barrie WILLIAMS		Cooper Maserati T51	12:15.663	6	0.910	92.55	2:00.140
3	1	12	John HARPER		Brabham BT4	12:27.622	6	12.869	91.07	2:01.146
4	11	12	Danny WRIGHT		Brabham BT11A	12:32.742	6	17.989	90.45	2:01.379
5	88	12	John CLARK		Cooper T51	12:35.761	6	21.008	90.09	2:03.171
6	66	11	Sid HOOLE		Cooper T66	12:57.937	6	43.184	87.52	2:05.674
7	17	12	Nick WIGLEY		Cooper T51	13:03.834	6	49.081	86.86	2:07.550
8	71	10	Alan BAILLIE		Cooper T71/79	13:06.166	6	51.413	86.60	2:07.969
9	23	12	Roy WALZER		Brabham BT11	13:06.809	6	52.056	86.53	2:08.586
10	32	12	Malcolm RICKETTS		Lotus 32B	13:06.982	6	52.229	86.51	2:08.451
11	97	I	Steve SMITH		Cooper T59	13:09.109	6	54.356	86.28	2:07.989
12	14	10	Gary PEARSON		Lotus 18	13:11.688	6	56.935	86.00	2:08.059
13	91	I	Chris DRAKE		Brabham BT6	13:11.989	6	57.236	85.96	2:07.189
14	21	10	Dan COLLINS		Lotus 21	13:12.009	6	57.256	85.96	2:07.552
15	94	I	John FYDA		Lotus 22	13:13.039	6	58.286	85.85	2:08.074
16	20	11	Murray SMITH		Lotus 24	13:25.177	6	1:10.424	84.56	2:10.039
17	93	I	Chris CHILCOTT		Lotus 20	13:26.235	6	1:11.482	84.45	2:09.509
18	7	9	Bill KIRKPATRICK		Cooper T45	13:35.715	6	1:20.962	83.46	2:10.088
19	35	9	Ted ROLLASON		Cooper T45	13:37.305	6	1:22.552	83.30	2:11.840
20	18	12	Christopher MANN		Lotus 18	13:42.353	6	1:27.600	82.79	2:13.253
21	19	9	Tania PILKINGTON		Cooper T43	13:44.336	6	1:29.583	82.59	2:13.232
22	96	I	John DELANE		Lotus 18	13:49.685	6	1:34.932	82.06	2:14.409
23	16	10	Mac HULBERT		LDS GP	13:52.644	6	1:37.891	81.77	2:15.263
24	53	10	Chris BULLIMORE		Cooper T53	13:53.651	6	1:38.898	81.67	2:13.507
25	92	I	Don THALLON		Cooper T56	14:01.328	6	1:46.575	80.92	2:16.356
26	24	12	Andrew GARNER		Cooper T51	14:02.283	6	1:47.530	80.83	2:13.296
27	31	9	Mike HAYWOOD		Emeryson	14:02.647	6	1:47.894	80.80	2:15.479
28	45	9	John LLEWELYN		Cooper T45	14:09.068	6	1:54.315	80.19	2:15.183
29	10	10	John ELLIOTT		Lotus 18	14:10.576	6	1:55.823	80.04	2:17.002
30	6	10	Eric STAES		Lotus 18/21	14:20.748	6	2:05.995	79.10	2:17.727
31	9	10	Mark LINSTONE		Emeryson	14:27.092	6	2:12.339	78.52	2:18.878
32	25	9	Sebastian WELCH		Cooper T45	14:27.280	6	2:12.527	78.50	2:19.205
33	12	10	Arian HORWOOD		Lotus 18/21	14:32.259	6	2:17.506	78.05	2:18.430
34	95	I	Kevin MUSSON		Lotus 18	14:32.887	6	2:18.134	78.00	2:19.816
35	27	12	Richard PARNELL		Walker Special	12:17.568	5	1 LAP	76.96	2:20.579
36	2	9	Harvey SYKES		Cooper T43	12:21.239	5	1 LAP	76.58	2:22.954
37	22	10	Bob WOODWARD III		Lotus 21	12:24.841	5	1 LAP	76.21	2:22.982
38	3	10	Ric WELLAND		Lotus 24	12:29.583	5	1 LAP	75.73	2:24.483
39	79	12	Bob WOODWARD		Cooper T79	12:43.196	5	1 LAP	74.38	2:22.670
40	41	10	David PRATLEY		Lola Mk3	12:46.246	5	1 LAP	74.08	2:26.876

NOT CLASSIFIED

82	11	Paul DRAYSON	Lotus 24	8:47.085	4	D.N.F.	86.22	2:07.523
33	10	Eddy PERK	Heron	7:05.254	3	D.N.F.	80.26	2:15.618
28	12	Rodger NEWMAN	Brabham BT14	3:23.684	1	D.N.F.	56.43	

FASTEST LAP

29	9	Barrie WILLIAMS	Cooper Maserati T51	2:00.140	4	94.21mph	151.61kph
5	12	Michael SCHRYVER	Lotus 18	2:00.381	4	94.02mph	151.31kph
66	11	Sid HOOLE	Cooper T66	2:05.674	4	90.06mph	144.94kph
91	I	Chris DRAKE	Brabham BT6	2:07.189	4	88.98mph	143.21kph
21	10	Dan COLLINS	Lotus 21	2:07.552	3	88.73mph	142.80kph

Race Red Flagged at 10:53

Weather/Track - Bright/Dry

These results are provisional until the conclusion of any judicial and technical matters.

Silverstone Hist

Circuit Length = 3.1440 miles.

Start: 10:37 End: 10:53

Clerk of Course:	Stewards:	Timekeeper:
------------------	-----------	-------------

The John Cooper Trophy for HGPCA Grand Prix Pre 66

LAP CHART

Lap 1			Lap 2			Lap 3			Lap 4			Lap 5		
No	Behind	Laptime	No	Behind	Laptime	No	Behind	Laptime	No	Behind	Laptime	No	Behind	Laptime
5		2:08.790	5		2:00.700	5		2:00.575	5		2:00.381	5		2:00.926
29	0.945	2:09.735	29	0.480	2:00.235	29	0.631	2:00.726	29	0.390	2:00.140	29	0.998	2:01.534
88	3.383	2:12.173	11	4.400	2:01.379	1	9.027	2:02.973	1	9.792	2:01.146	41	1 LAP	2:26.876
11	3.721	2:12.511	88	5.854	2:03.171	88	9.380	2:04.101	88	12.996	2:03.997	1	10.910	2:02.044
1	3.912	2:12.702	1	6.629	2:03.417	11	13.964	2:10.139	11	15.485	2:01.902	88	17.622	2:05.552
32	7.354	2:16.144	32	15.825	2:09.171	66	26.231	2:09.898	66	31.524	2:05.674	11	17.804	2:03.245
71	7.798	2:16.588	71	16.376	2:09.278	71	26.345	2:10.544	71	33.933	2:07.969	66	37.496	2:06.898
23	8.332	2:17.122	23	16.768	2:09.136	23	26.562	2:10.369	23	34.767	2:08.586	17	44.242	2:08.220
66	8.829	2:17.619	66	16.908	2:08.779	32	26.987	2:11.737	32	35.057	2:08.451	71	44.707	2:11.700
97	10.158	2:18.948	97	17.447	2:07.989	97	27.765	2:10.893	97	36.206	2:08.822	23	45.039	2:11.198
94	10.923	2:19.713	94	18.297	2:08.074	94	28.252	2:10.530	82	36.639	2:08.377	32	45.299	2:11.168
14	13.069	2:21.859	82	20.768	2:07.523	82	28.643	2:08.450	94	36.908	2:09.037	94	47.341	2:11.359
91	13.249	2:22.039	91	21.734	2:09.185	17	28.993	2:07.550	17	36.948	2:08.336	97	48.097	2:12.817
21	13.768	2:22.558	17	22.018	2:07.566	21	29.610	2:07.552	91	37.420	2:07.189	91	49.033	2:12.539
82	13.945	2:22.735	21	22.633	2:09.565	91	30.612	2:09.453	21	37.815	2:08.586	14	49.831	2:11.050
17	15.152	2:23.942	14	24.530	2:12.161	14	32.029	2:08.074	14	39.707	2:08.059	21	49.963	2:13.074
20	16.333	2:25.123	20	26.170	2:10.537	20	35.634	2:10.039	20	46.157	2:10.904	20	1:00.067	2:14.836
7	18.828	2:27.618	7	30.254	2:12.126	7	40.000	2:10.321	7	49.707	2:10.088	93	1:04.231	2:10.900
35	19.555	2:28.345	35	30.695	2:11.840	35	42.165	2:12.045	93	54.257	2:09.509	7	1:06.675	2:17.894
19	20.198	2:28.988	19	33.107	2:13.609	93	45.129	2:12.123	35	55.080	2:13.296	35	1:10.783	2:16.629
18	20.610	2:29.400	93	33.581	2:13.135	19	45.764	2:13.232	19	58.993	2:13.610	19	1:15.385	2:17.318
93	21.146	2:29.936	18	34.098	2:14.188	18	47.411	2:13.888	18	1:00.283	2:13.253	18	1:15.529	2:16.172
31	21.486	2:30.276	24	35.470	2:14.122	24	48.191	2:13.296	96	1:08.209	2:16.144	96	1:23.537	2:16.254
24	22.048	2:30.838	31	36.651	2:15.865	31	51.555	2:15.479	24	1:09.316	2:21.506	16	1:26.009	2:16.964
96	22.325	2:31.115	33	38.007	2:15.618	96	52.446	2:14.409	16	1:09.971	2:15.338	53	1:28.772	2:15.977
33	23.089	2:31.879	96	38.612	2:16.987	16	55.014	2:15.857	45	1:11.859	2:16.156	24	1:31.321	2:22.931
92	24.183	2:32.973	16	39.732	2:15.654	33	55.189	2:17.757	92	1:12.760	2:17.457	92	1:31.670	2:19.836
53	24.360	2:33.150	92	39.839	2:16.356	92	55.684	2:16.420	31	1:13.178	2:22.004	31	1:32.342	2:20.090
16	24.778	2:33.568	53	41.279	2:17.619	53	55.964	2:15.260	53	1:13.721	2:18.138	45	1:40.177	2:29.244
45	25.599	2:34.389	45	41.476	2:16.577	45	56.084	2:15.183	10	1:24.047	2:17.359	10	1:42.202	2:19.081
9	28.755	2:37.545	12	47.770	2:18.430	10	1:07.069	2:19.262	6	1:30.223	2:17.727	6	1:49.660	2:20.363
12	30.040	2:38.830	10	48.382	2:18.864	12	1:08.532	2:21.337	12	1:31.765	2:23.614	25	1:54.701	2:22.849
10	30.218	2:39.008	25	53.992	2:22.903	25	1:12.622	2:19.205	25	1:32.778	2:20.537	9	1:55.313	2:22.915
25	31.789	2:40.579	6	54.562	2:22.755	6	1:12.877	2:18.890	9	1:33.324	2:20.528	12	1:58.308	2:27.469
6	32.507	2:41.297	9	54.874	2:26.819	9	1:13.177	2:18.878	95	1:34.909	2:19.816	95	1:58.791	2:24.808
95	33.216	2:42.006	95	56.179	2:23.663	95	1:15.474	2:19.870	27	1:43.163	2:20.579			
3	36.212	2:45.002	3	1:01.636	2:26.124	27	1:22.965	2:20.713	2	1:47.839	2:23.237			
2	38.785	2:47.575	2	1:01.979	2:23.894	2	1:24.983	2:23.579	79	1:50.182	2:22.670			
27	39.281	2:48.071	27	1:02.827	2:24.246	3	1:27.015	2:25.954	3	1:51.117	2:24.483			
22	39.544	2:48.334	79	1:04.371	2:22.871	79	1:27.893	2:24.097	22	1:51.413	2:23.230			
79	42.200	2:50.990	22	1:05.017	2:26.173	22	1:28.564	2:24.122						
41	43.077	2:51.867	41	1:11.853	2:29.476	41	1:39.569	2:28.291						
28	1:14.894	3:23.684P												

Race Red Flagged at 10:53
Weather/Track - Bright/Dry

Silverstone Hist
Circuit Length = 3.1440 miles.
Start: 10:37 End: 10:53

The John Cooper Trophy for HGPCA Grand Prix Pre 66 LAP CHART

(contd.)

Lap 6			Lap 7			Lap 8			Lap 9			Lap 10		
No	Behind	Laptime	No	Behind	Laptime	No	Behind	Laptime	No	Behind	Laptime	No	Behind	Laptime
5		2:03.381												
29	0.910	2:03.293												
27	1 LAP	2:23.959												
2	1 LAP	2:22.954												
22	1 LAP	2:22.982												
1	12.869	2:05.340												
3	1 LAP	2:28.020												
11	17.989	2:03.566												
88	21.008	2:06.767												
79	1 LAP	2:42.568												
41	1 LAP	2:29.736												
66	43.184	2:09.069												
17	49.081	2:08.220												
71	51.413	2:10.087												
23	52.056	2:10.398												
32	52.229	2:10.311												
97	54.356	2:09.640												
14	56.935	2:10.485												
91	57.236	2:11.584												
21	57.256	2:10.674												
94	58.286	2:14.326												
20	1:10.424	2:13.738												
93	1:11.482	2:10.632												
7	1:20.962	2:17.668												
35	1:22.552	2:15.150												
18	1:27.600	2:15.452												
19	1:29.583	2:17.579												
96	1:34.932	2:14.776												
16	1:37.891	2:15.263												
53	1:38.898	2:13.507												
92	1:46.575	2:18.286												
24	1:47.530	2:19.590												
31	1:47.894	2:18.933												
45	1:54.315	2:17.519												
10	1:55.823	2:17.002												
6	2:05.995	2:19.716												
9	2:12.339	2:20.407												
25	2:12.527	2:21.207												
12	2:17.506	2:22.579												
95	2:18.134	2:22.724												

Race Red Flagged at 10:53
Weather/Track - Bright/Dry

Silverstone Hist
Circuit Length = 3.1440 miles.
Start: 10:37 End: 10:53


The John Cooper Trophy for HGPCA Grand Prix Pre 66

GRID - Race 17

ROW 22
ROW 21
ROW 20
ROW 19
ROW 18
ROW 17
ROW 16
ROW 15
ROW 14
ROW 13
ROW 12
ROW 11
ROW 10
ROW 9
ROW 8
ROW 7
ROW 6
ROW 5
ROW 4
ROW 3
ROW 2
ROW 1

		28	NEWMAN
	33	PERK	
			82
41	PRATLEY		DRAYSON
		79	WOODWARD
	3	WELLAND	
			22
2	SYKES		WOODWARD III
		27	PARNELL
	95	MUSSON	
			12
25	WELCH		HORWOOD
		9	LINSTONE
	6	STAES	
			10
45	LLEWELYN		ELLIOTT
		31	HAYWOOD
	24	GARNER	
			92
53	BULLIMORE		THALLON
		16	HULBERT
	96	DELANE	
			19
18	MANN		PILKINGTON
		35	ROLLASON
	7	KIRKPATRICK	
			93
20	SMITH		CHILCOTT
		94	FYDA
	21	COLLINS	
			91
14	PEARSON		DRAKE
		97	SMITH
	32	RICKETTS	
			23
71	BAILLIE		WALZER
		17	WIGLEY
	66	HOOLE	
			88
11	WRIGHT		CLARK
		1	HARPER
	29	WILLIAMS	
			5
			SCHRYVER

POLE



Race Red Flagged at 10:53
Weather/Track - Bright/Dry
These results are provisional until the conclusion of any judicial and technical matters.

Silverstone Hist
 Circuit Length = 3.1440 miles.
 Start: 10:37 End: 10:53

Clerk of Course:	Stewards:	Timekeeper:
------------------	-----------	-------------

The John Cooper Trophy for HGPCA Grand Prix Pre 66

RACE RESULT - Race 17

POS	NO	CL	NAME	NAT	ENTRY	TIME	LAPS	GAP	MPH	BEST
1	5	12	Michael SCHRYVER		Lotus 18	16:23.122	8		92.28	1:59.661
2	1	12	John HARPER		Brabham BT4	16:30.234	8	7.112	91.61	2:00.985
3	29	9	Barrie WILLIAMS		Cooper Maserati T51	16:31.724	8	8.602	91.48	2:01.837
4	88	12	John CLARK		Cooper T51	16:32.320	8	9.198	91.42	2:02.062
5	32	12	Malcolm RICKETTS		Lotus 32B	16:53.350	8	30.228	89.52	2:03.636
6	66	11	Sid HOOLE		Cooper T66	17:04.850	8	41.728	88.52	2:04.592
7	71	10	Alan BAILLIE		Cooper T71/79	17:15.816	8	52.694	87.58	2:04.054
8	82	11	Paul DRAYSON		Lotus 24	17:20.270	8	57.148	87.21	2:05.938
9	23	12	Roy WALZER		Brabham BT11	17:27.222	8	1:04.100	86.63	2:08.381
10	91	I	Chris DRAKE		Brabham BT6	17:27.990	8	1:04.868	86.56	2:08.163
11	21	10	Dan COLLINS		Lotus 21	17:34.205	8	1:11.083	86.05	2:08.618
12	14	10	Gary PEARSON		Lotus 18	17:35.249	8	1:12.127	85.97	2:06.180
13	7	9	Bill KIRKPATRICK		Cooper T45	17:36.813	8	1:13.691	85.84	2:08.404
14	93	I	Chris CHILCOTT		Lotus 20	17:42.117	8	1:18.995	85.41	2:09.472
15	53	10	Chris BULLIMORE		Cooper T53	17:54.458	8	1:31.336	84.43	2:10.260
16	19	9	Tania PILKINGTON		Cooper T43	17:58.701	8	1:35.579	84.10	2:11.363
17	94	I	John FYDA		Lotus 22	18:14.155	8	1:51.033	82.91	2:10.055
18	96	I	John DELANE		Lotus 18	18:14.747	8	1:51.625	82.87	2:12.659
19	8	9	Tony DITHERIDGE		Cooper T45	18:15.122	8	1:52.000	82.84	2:12.060
20	45	9	John LLEWELYN		Cooper T45	18:16.365	8	1:53.243	82.74	2:12.099
21	16	10	Mac HULBERT		LDS GP	18:22.202	8	1:59.080	82.31	2:14.947
22	10	10	John ELLIOTT		Lotus 18	18:24.833	8	2:01.711	82.11	2:12.735
23	9	10	Mark LINSTONE		Emeryson	18:26.146	8	2:03.024	82.01	2:14.578
24	24	12	Andrew GARNER		Cooper T51	18:28.581	8	2:05.459	81.83	2:14.970
25	18	12	Christopher MANN		Lotus 18	18:29.469	8	2:06.347	81.77	2:16.753
26	92	I	Don THALLON		Cooper T56	18:30.016	8	2:06.894	81.73	2:14.491
27	6	10	Eric STAES		Lotus 18/21	19:20.070	8	2:56.948	78.20	2:14.452
28	25	9	Sebastian WELCH		Cooper T45	16:29.236	7	1 LAP	80.26	2:16.958
29	98	I	Peter STRAUSS		Brabham BT6	16:30.150	7	1 LAP	80.19	2:17.189
30	12	10	Arian HORWOOD		Lotus 18/21	16:42.364	7	1 LAP	79.21	2:18.411
31	27	12	Richard PARNELL		Walker Special	16:43.928	7	1 LAP	79.09	2:16.185
32	86	I	Hamish MORRISON		Cooper T67	17:15.113	7	1 LAP	76.71	2:09.289
33	22	10	Bob WOODWARD III		Lotus 21	17:18.644	7	1 LAP	76.45	2:22.056
34	41	10	David PRATLEY		Lola Mk3	17:28.899	7	1 LAP	75.70	2:23.792
35	3	10	Ric WELLAND		Lotus 24	17:34.165	7	1 LAP	75.32	2:25.327
36	79	12	Bob WOODWARD		Cooper T79	18:56.759	7	1 LAP	69.85	2:21.638

NOT CLASSIFIED

28	12	Rodger NEWMAN	Brabham BT14	10:39.836	4	D.N.F.	71.03	2:25.941
35	9	Ted ROLLASON	Cooper T45	4:33.887	2	D.N.F.	83.29	2:11.303
97	I	Steve SMITH	Cooper T59	5:47.754	2	D.N.F.	65.60	2:45.279
95	I	Kevin MUSSON	Lotus 18	2:38.107	1	D.N.F.	72.70	2:38.107

FASTEST LAP

5	12	Michael SCHRYVER	Lotus 18	1:59.661	2	94.58mph	152.22kph
29	9	Barrie WILLIAMS	Cooper Maserati T51	2:01.837	4	92.89mph	149.50kph
71	10	Alan BAILLIE	Cooper T71/79	2:04.054	3	91.23mph	146.83kph
66	11	Sid HOOLE	Cooper T66	2:04.592	4	90.84mph	146.19kph
91	I	Chris DRAKE	Brabham BT6	2:08.163	3	88.31mph	142.12kph

Silverstone Hist
Circuit Length = 3.1440 miles.
Start: 13:02 End: 13:22

Weather/Track - Bright/Dry

These results are provisional until the conclusion of any judicial and technical matters.

Clerk of Course:	Stewards:	Timekeeper:
------------------	-----------	-------------

The John Cooper Trophy for HGPCA Grand Prix Pre 66

LAP CHART

Lap 1			Lap 2			Lap 3			Lap 4			Lap 5		
No	Behind	Laptime	No	Behind	Laptime	No	Behind	Laptime	No	Behind	Laptime	No	Behind	Laptime
5		2:09.114	5		1:59.661	5		2:00.630	5		2:00.355	5		2:00.657
1	1.268	2:10.382	88	4.760	2:02.062	88	6.589	2:02.459	88	8.300	2:02.066	88	10.448	2:02.805
88	2.359	2:11.473	29	5.210	2:02.274	29	7.122	2:02.542	29	8.604	2:01.837	1	11.280	2:02.286
29	2.597	2:11.711	1	6.786	2:05.179	1	9.021	2:02.865	1	9.651	2:00.985	29	11.374	2:03.427
32	3.504	2:12.618	32	7.479	2:03.636	32	10.726	2:03.877	32	14.482	2:04.111	32	18.389	2:04.564
66	6.497	2:15.611	66	12.302	2:05.466	66	16.675	2:05.003	66	20.912	2:04.592	66	26.024	2:05.769
71	7.494	2:16.608	71	14.159	2:06.326	71	17.583	2:04.054	71	23.196	2:05.968	71	27.303	2:04.764
23	9.793	2:18.907	23	20.486	2:10.354	23	28.887	2:09.031	23	37.203	2:08.671	28	1 LAP	2:59.955P
21	12.352	2:21.466	21	24.390	2:11.699	91	32.807	2:08.163	91	41.583	2:09.131	23	44.927	2:08.381
35	13.470	2:22.584	35	25.112	2:11.303	21	33.854	2:10.094	82	41.859	2:06.915	82	47.342	2:06.140
91	14.829	2:23.943	91	25.274	2:10.106	7	34.392	2:09.547	7	42.777	2:08.740	91	49.445	2:08.519
7	15.127	2:24.241	7	25.475	2:10.009	82	35.299	2:05.938	21	43.455	2:09.956	7	50.524	2:08.404
93	16.511	2:25.625	93	27.395	2:10.545	93	38.044	2:11.279	93	48.128	2:10.439	21	51.416	2:08.618
18	17.164	2:26.278	82	29.991	2:09.006	19	44.557	2:13.283	19	56.055	2:11.853	93	56.943	2:09.472
19	18.341	2:27.455	19	31.904	2:13.224	53	47.123	2:12.795	53	57.518	2:10.750	14	1:04.547	2:06.693
96	19.344	2:28.458	96	34.315	2:14.632	96	47.280	2:13.595	14	58.511	2:06.907	19	1:06.761	2:11.363
53	19.580	2:28.694	53	34.958	2:15.039	14	51.959	2:09.332	96	59.831	2:12.906	53	1:07.121	2:10.260
24	20.497	2:29.611	18	36.114	2:18.611	18	52.622	2:17.138	45	1:06.936	2:14.347	96	1:11.833	2:12.659
82	20.646	2:29.760	24	38.067	2:17.231	45	52.944	2:15.212	18	1:09.136	2:16.869	45	1:18.837	2:12.558
92	22.489	2:31.603	45	38.362	2:15.034	16	53.685	2:15.150	16	1:09.305	2:15.975	16	1:23.834	2:15.186
45	22.989	2:32.103	16	39.165	2:15.529	9	54.784	2:15.626	24	1:09.766	2:14.970	18	1:25.397	2:16.918
16	23.297	2:32.411	92	39.683	2:16.855	24	55.151	2:17.714	9	1:10.468	2:16.039	8	1:25.587	2:14.397
9	24.223	2:33.337	9	39.788	2:15.226	92	55.759	2:16.706	8	1:11.847	2:13.685	9	1:27.502	2:17.691
25	26.300	2:35.414	14	43.257	2:11.110	8	58.517	2:14.004	92	1:12.051	2:16.647	92	1:27.869	2:16.475
6	26.987	2:36.101	6	44.573	2:17.247	6	1:00.618	2:16.675	6	1:14.715	2:14.452	24	1:28.333	2:19.224
12	27.697	2:36.811	8	45.143	2:16.912	10	1:02.745	2:16.098	10	1:15.125	2:12.735	10	1:28.636	2:14.168
8	27.892	2:37.006	25	46.583	2:19.944	25	1:05.450	2:19.497	94	1:20.129	2:13.553	6	1:29.430	2:15.372
95	28.993	2:38.107	10	47.277	2:16.776	98	1:05.851	2:18.335	86	1:21.491	2:11.365	94	1:29.601	2:10.129
98	29.263	2:38.377	12	47.820	2:19.784	12	1:06.174	2:18.984	25	1:22.975	2:17.880	86	1:30.123	2:09.289
10	30.162	2:39.276	98	48.146	2:18.544	94	1:06.931	2:12.338	98	1:23.571	2:18.075	25	1:39.276	2:16.958
14	31.808	2:40.922	27	53.530	2:19.264	86	1:10.481	2:10.203	12	1:24.848	2:19.029	98	1:40.103	2:17.189
27	33.927	2:43.041	94	55.223	2:10.168	27	1:13.722	2:20.822	27	1:32.825	2:19.458	12	1:42.736	2:18.545
28	36.617	2:45.731	86	1:00.908	2:21.208	41	1:29.097	2:24.930	41	1:53.206	2:24.464	27	1:48.353	2:16.185
3	37.657	2:46.771	3	1:03.323	2:25.327	3	1:29.127	2:26.434	3	1:55.600	2:26.828			
22	39.128	2:48.242	22	1:04.121	2:24.654	79	1:29.712	2:24.961	79	1:56.300	2:26.943			
86	39.361	2:48.475	41	1:04.797	2:23.969	28	1:30.476	2:25.941	22	1:56.971	2:26.116			
79	39.631	2:48.745	28	1:05.165	2:28.209	22	1:31.210	2:27.719						
41	40.489	2:49.603	79	1:05.381	2:25.411									
94	44.716	2:53.830	97	1:38.979	2:45.279P									
97	53.361	3:02.475P												
57	53.961	3:03.075												

The John Cooper Trophy for HGPCA Grand Prix Pre 66 LAP CHART

(contd.)

Lap 6			Lap 7			Lap 8			Lap 9			Lap 10		
No	Behind	Laptime	No	Behind	Laptime	No	Behind	Laptime	No	Behind	Laptime	No	Behind	Laptime
5		2:04.087	5		2:03.540	5		2:05.078						
88	8.896	2:02.535	27	1 LAP	2:19.530	25	1 LAP	2:19.530						
1	9.373	2:02.180	88	8.311	2:02.955	98	1 LAP	2:20.885						
29	10.037	2:02.750	1	8.538	2:02.705	1	7.112	2:03.652						
41	1 LAP	2:23.792	29	9.268	2:02.771	29	8.602	2:04.412						
79	1 LAP	2:21.638	86	1 LAP	2:49.391P	88	9.198	2:05.965						
22	1 LAP	2:22.056	32	25.173	2:09.598	12	1 LAP	2:30.800						
3	1 LAP	2:25.587	66	32.502	2:08.974	27	1 LAP	2:25.628						
32	19.115	2:04.813	22	1 LAP	2:25.984	32	30.228	2:10.133						
66	27.068	2:05.131	3	1 LAP	2:26.345	66	41.728	2:14.304						
71	28.646	2:05.430	71	40.182	2:15.076	86	1 LAP	2:45.182						
23	50.570	2:09.730	41	1 LAP	2:31.712	71	52.694	2:17.590						
82	50.650	2:07.395	82	53.768	2:06.658	22	1 LAP	2:23.873						
91	55.842	2:10.484	23	57.640	2:10.610	82	57.148	2:08.458						
21	58.034	2:10.705	91	1:01.017	2:08.715	23	1:04.100	2:11.538						
7	58.489	2:12.052	21	1:05.067	2:10.573	91	1:04.868	2:08.929						
93	1:03.073	2:10.217	7	1:07.327	2:12.378	41	1 LAP	2:30.429						
14	1:06.640	2:06.180	14	1:09.770	2:06.670	3	1 LAP	2:36.873						
53	1:13.988	2:10.954	93	1:12.040	2:12.507	21	1:11.083	2:11.094						
19	1:15.534	2:12.860	53	1:22.947	2:12.499	14	1:12.127	2:07.435						
45	1:26.849	2:12.099	19	1:27.802	2:15.808	7	1:13.691	2:11.442						
96	1:29.751	2:22.005	79	1 LAP	3:19.571	93	1:18.995	2:12.033						
16	1:35.630	2:15.883	96	1:40.542	2:14.331	53	1:31.336	2:13.467						
8	1:35.817	2:14.317	45	1:42.577	2:19.268	19	1:35.579	2:12.855						
18	1:38.577	2:17.267	8	1:44.337	2:12.060	94	1:51.033	2:10.621						
9	1:38.820	2:15.405	94	1:45.490	2:10.055	96	1:51.625	2:16.161						
94	1:38.975	2:13.461	16	1:49.211	2:17.121	8	1:52.000	2:12.741						
24	1:40.684	2:16.438	9	1:53.524	2:18.244	45	1:53.243	2:15.744						
10	1:42.688	2:18.139	24	1:53.705	2:16.561	16	1:59.080	2:14.947						
92	1:44.561	2:20.779	10	1:53.920	2:14.772	10	2:01.711	2:12.869						
6	1:46.845	2:21.502	18	1:54.672	2:19.635	9	2:03.024	2:14.578						
25	1:53.568	2:18.379	92	1:55.512	2:14.491	24	2:05.459	2:16.832						
98	1:54.761	2:18.745	6	2:03.733	2:20.428	18	2:06.347	2:16.753						
12	1:57.060	2:18.411				92	2:06.894	2:16.460						
						79	1 LAP	3:09.490P						
						6	2:56.948	2:58.293P						

The ACO Plate Award for Group C GTP Cars QUALIFYING - Race 6

POS	NO	CL	NAME	NAT	ENTRY	TIME	LAPS	GAP	MPH
1	21	GP1	David MERCER		Spice SE90C	1:36.579	13		117.19
2	8	GP1	Justin LAW		Jaguar XJR12	1:37.832	16	1.253	115.69
3	18	GP1	WHIGHT/LESLIE		Aston Martin AMR-1	1:38.590	12	2.011	114.80
4	88	GP1	Chris RANDALL		Nissan NTP1	1:39.122	13	2.543	114.18
5	12	GP1	Jim MULLEN		Spice GTP	1:40.170	17	3.591	112.99
6	75	GP3	Gary PEARSON		ADA Cosworth	1:40.311	11	3.732	112.83
7	111	GP3	Mike WILDS		Spice SE88C	1:41.527	12	4.948	111.48
8	80	GP1	Nick RANDALL		Spice SE90	1:42.772	17	6.193	110.13
9	70	GP3	Ian STINTON		Spice SE86	1:44.015	8	7.436	108.81
10	1	GP1	Henry PEARMAN		Jaguar XJR9	1:44.716	14	8.137	108.08
11	78	GP4	Andrew SMITH		Ecosse 285	1:44.964	14	8.385	107.83
12	28	GP1	Richard ODDIE		Argo Chevrolet JM20C	1:48.808	16	12.229	104.02
13	23	GP1	Neil CLARK		Spice C1	1:48.935	14	12.356	103.90
14	58	GP5	Simon SCUFFHAM		Prosport LM3000	1:54.763	14	18.184	98.62
15	102	GP4	Tony WOOD		Spice SE86	1:55.855	7	19.276	97.69
16	103	GP4	Duncan MCKAY		Bardon DB2	2:02.244	9	25.665	92.58
17	203	GP4	Jim LOFTIS		Mazda 757	2:04.544	14	27.965	90.87

Weather/Track - Bright/Dry

These results are provisional until the conclusion of any judicial and technical matters.

Silverstone

Circuit Length = 3.1440 miles.

Start: 11:17 End: 11:47

Clerk of Course:	Stewards:	Timekeeper:
------------------	-----------	-------------

The ACO Plate Award for Group C GTP Cars

LAP ANALYSIS

1	Henry PEARMAN	Jaguar XJR9			
1 -	9:18.583	6 -	1:46.534	11 -	1:46.475
2 -	2:01.462	7 -	1:49.563	12 -	1:45.628
3 -	2:16.271P	8 -	1:45.478	13 -	1:44.716
4 -	3:35.239	9 -	2:03.323P	14 -	1:46.187
5 -	1:49.505	10 -	4:13.325		
8	Justin LAW	Jaguar XJR12			
1 -	8:49.210	6 -	1:38.693	11 -	1:38.380
2 -	1:41.492	7 -	1:52.758P	12 -	1:37.943
3 -	1:38.551	8 -	4:01.726	13 -	1:38.374
4 -	1:41.167	9 -	1:37.832	14 -	1:38.015
5 -	1:39.004	10 -	1:39.980	15 -	1:45.639
12	Jim MULLEN	Spice GTP			
1 -	9:01.460	6 -	1:46.599	11 -	1:41.803
2 -	1:59.330	7 -	1:44.563	12 -	1:40.667
3 -	1:55.976	8 -	1:42.301	13 -	1:40.673
4 -	1:50.085	9 -	1:44.141	14 -	1:40.170
5 -	1:47.723	10 -	1:42.071	15 -	1:40.568
18	WHIGHT/LESLIE	Aston Martin AMR-1			
1 -	8:23.527	6 -	4:30.235	11 -	1:38.590
2 -	1:47.043	7 -	1:41.328	12 -	1:58.686P
3 -	1:45.027	8 -	1:39.209		
4 -	1:41.446	9 -	1:38.750		
5 -	1:51.449P	10 -	1:43.380		
21	David MERCER	Spice SE90C			
1 -	9:08.287	6 -	1:40.396	11 -	1:36.579
2 -	1:59.956	7 -	1:38.086	12 -	1:38.524
3 -	1:54.455	8 -	1:57.018P	13 -	2:08.239P
4 -	1:46.301	9 -	5:38.934		
5 -	1:40.808	10 -	1:38.839		
23	Neil CLARK	Spice C1			
1 -	9:13.241	6 -	1:49.542	11 -	1:51.691
2 -	2:04.558	7 -	1:53.855	12 -	1:53.313
3 -	1:51.424	8 -	2:01.972P	13 -	1:50.740
4 -	1:48.935	9 -	5:04.136	14 -	2:06.473P
5 -	1:49.853	10 -	1:50.838		
28	Richard ODDIE	Argo Chevrolet JM20C			
1 -	9:11.482	6 -	1:53.639	11 -	1:50.554
2 -	2:05.643	7 -	1:54.171	12 -	1:49.799
3 -	1:57.388	8 -	1:53.081	13 -	1:50.876
4 -	1:54.631	9 -	1:48.808	14 -	1:49.391
5 -	1:54.231	10 -	1:50.058	15 -	1:50.370

The ACO Plate Award for Group C GTP Cars

LAP ANALYSIS

(contd.)

58	Simon SCUFFHAM	Prosport LM3000
1 -	9:11.787	6 - 2:06.116P 11 - 2:09.064P
2 -	2:00.849	7 - 3:14.011 12 - 4:01.552
3 -	1:57.137	8 - 1:56.143 13 - 1:55.094
4 -	2:00.493	9 - 1:56.941 14 - 1:55.238
5 -	1:54.763	10 - 1:54.898
70	Ian STINTON	Spice SE86
1 -	8:56.839	6 - 1:46.024
2 -	1:48.518	7 - 1:44.457
3 -	1:44.246	8 - 2:05.845P
4 -	1:44.015	
5 -	1:45.381	
75	Gary PEARSON	ADA Cosworth
1 -	8:55.924	6 - 2:18.690P 11 - 2:14.716P
2 -	1:47.443	7 - 5:03.349
3 -	1:42.043	8 - 1:42.835
4 -	1:41.367	9 - 1:40.647
5 -	1:41.342	10 - 1:40.311
78	Andrew SMITH	Ecosse 285
1 -	9:12.629	6 - 1:47.796 11 - 1:46.485
2 -	1:53.865	7 - 1:48.387 12 - 1:45.572
3 -	1:51.632	8 - 1:47.311 13 - 1:44.964
4 -	1:52.568	9 - 2:03.771P 14 - 2:01.860P
5 -	1:52.706	10 - 5:04.321
80	Nick RANDALL	Spice SE90
1 -	8:54.795	6 - 1:48.143 11 - 1:45.544 16 - 1:42.946
2 -	2:00.614	7 - 1:48.104 12 - 1:47.133 17 - 1:42.772
3 -	1:49.066	8 - 1:46.552 13 - 1:44.902
4 -	1:49.198	9 - 1:47.266 14 - 1:46.119
5 -	1:47.292	10 - 1:46.042 15 - 1:43.136
88	Chris RANDALL	Nissan NTP1
1 -	9:08.581	6 - 1:41.921 11 - 1:41.382
2 -	1:48.722	7 - 2:01.688P 12 - 1:41.493
3 -	1:42.993	8 - 2:42.865 13 - 2:27.815P
4 -	1:41.634	9 - 1:40.371
5 -	1:50.113	10 - 1:39.122
102	Martin BIRRANE	Spice SE86
1 -	9:13.623	6 - 1:56.962
2 -	2:05.235	7 - 2:13.513P
3 -	1:57.822	
4 -	1:56.613	
5 -	1:55.855	

The ACO Plate Award for Group C GTP Cars

LAP ANALYSIS


(contd.)

103	Duncan MCKAY	Bardon DB2
1 - 8:49.382	6 - 2:02.510	
2 - 2:06.951	7 - 2:05.030	
3 - 2:08.165	8 - 2:02.244	
4 - 2:17.401P	9 - 2:37.284P	
5 - 4:07.851		
111	Mike WILDS	Spice SE88C
1 - 9:26.957	6 - 1:42.012	11 - 1:41.527
2 - 1:52.213	7 - 1:42.340	12 - 2:00.429P
3 - 1:45.232	8 - 1:55.052P	
4 - 1:42.086	9 - 3:10.925	
5 - 1:41.570	10 - 1:44.808	
203	Jim LOFTIS	Mazda 757
1 - 9:47.508	6 - 2:07.884	11 - 2:05.178
2 - 2:14.295	7 - 2:07.401	12 - 2:04.544
3 - 2:10.666	8 - 2:08.000	13 - 2:07.043
4 - 2:10.294	9 - 2:08.265	14 - 2:06.497
5 - 2:07.341	10 - 2:07.883	

The ACO Plate Award for Group C GTP Cars

GRID - Race 6 - Amended

ROW 9	2:04.544 203 LOFTIS	
ROW 8	1:55.855 102 WOOD	2:02.244 103 MCKAY
ROW 7	1:48.935 23 CLARK	1:54.763 58 SCUFFHAM
ROW 6	1:44.964 78 SMITH	1:48.808 28 ODDIE
ROW 5	1:44.015 70 STINTON	1:44.716 1 PEARMAN
ROW 4	1:41.527 111 WILDS	1:42.772 80 RANDALL
ROW 3	1:40.311 75 PEARSON	1:41.446 18 WHIGHT
ROW 2	1:39.122 88 RANDALL	1:40.170 12 MULLEN
ROW 1	1:36.579 21 MERCER	1:37.832 8 LAW
	POLE	



Weather/Track - Bright/Dry

These results are provisional until the conclusion of any judicial and technical matters.

Silverstone
Circuit Length = 3.1440 miles.
Start: 11:17 End: 11:47

Clerk of Course:	Stewards:	Timekeeper:
------------------	-----------	-------------

The ACO Plate Award for Group C GTP Cars

RACE RESULT - Race 6

POS	NO	CL	NAME	NAT	ENTRY	TIME	LAPS	GAP	MPH	BEST
1	21	GP1	David MERCER		Spice SE90C	36:34.126	22		113.56	1:38.238
2	8	GP1	Justin LAW		Jaguar XJR12	36:40.749	22	6.623	113.22	1:38.909
3	88	GP1	Chris RANDALL		Nissan NTP1	37:06.712	22	32.586	111.90	1:39.442
4	111	GP3	Mike WILDS		Spice SE88C	38:06.497	22	1:32.371	108.97	1:42.250
5	80	GP1	Nick RANDALL		Spice SE90	38:15.144	22	1:41.018	108.56	1:42.522
6	12	GP1	Jim MULLEN		Spice GTP	37:52.090	21	1 LAP	104.68	1:43.639
7	75	GP3	Gary PEARSON		ADA Cosworth	37:17.850	20	2 LAPS	101.23	1:41.552
8	102	GP4	Tony WOOD		Spice SE86	38:03.968	20	2 LAPS	99.18	1:51.625
9	70	GP3	Ian STINTON		Spice SE86	36:46.896	19	3 LAPS	97.52	1:45.181
10	58	GP5	Simon SCUFFHAM		Prospart LM3000	37:05.196	19	3 LAPS	96.72	1:55.896
11	103	GP4	Duncan MCKAY		Bardon DB2	36:56.712	18	4 LAPS	91.98	1:58.898
12	203	GP4	Jim LOFTIS		Mazda 757	37:02.928	18	4 LAPS	91.72	1:59.187
13	78	GP4	Andrew SMITH		Ecosse 285	30:37.241	17	5 LAPS	104.82	1:46.874
14	28	GP1	Richard ODDIE		Argo Chevrolet JM20C	31:18.400	17	5 LAPS	102.52	1:47.680
NOT CLASSIFIED										
1	GP1	Henry PEARMAN		Jaguar XJR9	20:01.066	11	D.N.F.	103.80	1:43.228	
23	GP1	Neil CLARK		Spice C1	14:08.008	7	D.N.F.	93.63	1:50.730	
18	GP1	Paul WHIGHT		Aston Martin AMR-1	8:49.096	5	D.N.F.	107.29	1:43.941	
FASTEST LAP										
21	GP1	David MERCER		Spice SE90C	1:38.238	19	115.21mph	185.41kph		
75	GP3	Gary PEARSON		ADA Cosworth	1:41.552	11	111.45mph	179.36kph		
78	GP4	Andrew SMITH		Ecosse 285	1:46.874	9	105.90mph	170.43kph		
58	GP5	Simon SCUFFHAM		Prospart LM3000	1:55.896	10	97.66mph	157.16kph		

Weather/Track - Bright/Dry

These results are provisional until the conclusion of any judicial and technical matters.

Silverstone Hist

Circuit Length = 3.1440 miles.

Start: 11:17 End: 11:48

Clerk of Course:	Stewards:	Timekeeper:
------------------	-----------	-------------

The ACO Plate Award for Group C GTP Cars

LAP CHART

Lap 1			Lap 2			Lap 3			Lap 4			Lap 5		
No	Behind	Laptime	No	Behind	Laptime	No	Behind	Laptime	No	Behind	Laptime	No	Behind	Laptime
21		1:43.675	21		1:39.452	21		1:39.908	21		1:39.903	21		1:40.485
8	1.105	1:44.780	8	1.698	1:40.045	8	1.637	1:39.847	8	1.365	1:39.631	8	0.572	1:39.692
12	5.178	1:48.853	88	11.010	1:44.023	88	12.129	1:41.027	88	12.265	1:40.039	203	1 LAP	2:03.785
111	6.183	1:49.858	18	12.335	1:44.492	18	16.491	1:44.064	18	20.529	1:43.941	88	12.365	1:40.585
88	6.439	1:50.114	111	12.864	1:46.133	111	17.339	1:44.383	111	20.857	1:43.421	111	23.582	1:43.210
18	7.295	1:50.970	80	14.007	1:45.557	80	17.705	1:43.606	80	21.356	1:43.554	80	24.855	1:43.984
80	7.902	1:51.577	1	17.670	1:46.865	1	23.013	1:45.251	1	28.004	1:44.894	18	25.673	1:45.629
1	10.257	1:53.932	78	19.147	1:47.504	78	26.719	1:47.480	78	34.628	1:47.812	1	32.725	1:45.206
78	11.095	1:54.770	23	25.891	1:50.730	23	37.351	1:51.368	23	51.024	1:53.576	78	42.262	1:48.119
23	14.613	1:58.288	28	28.333	1:51.597	28	38.740	1:50.315	28	51.374	1:52.537	28	1:01.576	1:50.687
28	16.188	1:59.863	102	33.846	1:55.812	102	50.117	1:56.179	12	56.563	1:46.086	12	1:02.441	1:46.363
102	17.486	2:01.161	58	37.629	1:56.845	12	50.380	1:49.928	102	1:04.710	1:54.496	23	1:10.880	2:00.341
58	20.236	2:03.911	12	40.360	2:14.634	58	54.170	1:56.449	58	1:10.804	1:56.537	102	1:19.397	1:55.172
103	23.212	2:06.887	103	47.364	2:03.604	103	1:11.175	2:03.719	75	1 LAP	1:43.936	75	1 LAP	1:43.000
203	28.744	2:12.419	203	55.350	2:06.058	75	1 LAP	1:45.474	70	1 LAP	1:49.133	58	1:26.572	1:56.253
			75	1 LAP	4:36.618	203	1:20.010	2:04.568	103	1:37.378	2:06.106	70	1 LAP	1:45.800
			70	1 LAP	4:40.019	70	1 LAP	1:46.528						

The ACO Plate Award for Group C GTP Cars

LAP CHART

(contd.)

Lap 6			Lap 7			Lap 8			Lap 9			Lap 10		
No	Behind	Laptime	No	Behind	Laptime	No	Behind	Laptime	No	Behind	Laptime	No	Behind	Laptime
21		1:39.627	21		1:40.468	21		1:39.155	21		1:38.615	21		1:39.168
8	0.679	1:39.734	8	0.464	1:40.253	8	1.122	1:39.813	8	1.432	1:38.925	75	2 LAPS	1:43.793
88	13.816	1:41.078	58	1 LAP	1:57.345	102	1 LAP	1:54.755	88	18.709	1:41.376	8	2.257	1:39.993
103	1 LAP	2:06.216	70	2 LAPS	1:48.413	70	2 LAPS	1:48.627	102	1 LAP	1:53.909	28	1 LAP	1:53.361
111	26.976	1:43.021	88	13.782	1:40.434	88	15.948	1:41.321	70	2 LAPS	1:48.231	88	20.731	1:41.190
80	28.019	1:42.791	111	29.385	1:42.877	58	1 LAP	2:00.108	111	37.800	1:43.401	70	2 LAPS	1:46.647
203	1 LAP	2:05.377	80	30.131	1:42.580	111	33.014	1:42.784	80	38.295	1:43.412	102	1 LAP	1:53.230
1	37.458	1:44.360	1	42.458	1:45.468	80	33.498	1:42.522	58	1 LAP	1:57.081	111	41.368	1:42.736
78	50.474	1:47.839	103	1 LAP	2:06.139	23	1 LAP	2:28.816P	1	52.270	1:43.851	80	41.971	1:42.844
12	1:09.238	1:46.424	203	1 LAP	2:02.672	1	47.034	1:43.731	78	1:15.740	1:46.874	1	56.330	1:43.228
28	1:11.440	1:49.491	78	57.487	1:47.481	78	1:07.481	1:49.149	12	1:33.358	1:49.041	58	1 LAP	1:56.037
75	1 LAP	1:43.920	12	1:15.264	1:46.494	103	1 LAP	2:02.942	103	1 LAP	2:02.527	78	1:23.567	1:46.995
102	1:35.007	1:55.237	28	1:20.410	1:49.438	203	1 LAP	2:01.718	203	1 LAP	2:03.573			
23	1:36.142	2:04.889	75	1 LAP	1:42.293	12	1:22.932	1:46.823						
						28	1:29.622	1:48.367						
						75	1 LAP	1:41.824						

The ACO Plate Award for Group C GTP Cars

LAP CHART

(contd.)

Lap 11			Lap 12			Lap 13			Lap 14			Lap 15		
No	Behind	Laptime	No	Behind	Laptime	No	Behind	Laptime	No	Behind	Laptime	No	Behind	Laptime
21		1:40.263	21		1:38.995	21		1:38.903	21		1:39.403	21		1:39.065
12	1 LAP	1:46.705	1	1 LAP	2:24.280P	78	1 LAP	1:48.136	8	4.558	1:39.743	8	4.554	1:39.061
8	3.760	1:41.766	8	4.150	1:39.385	8	4.218	1:38.971	78	1 LAP	1:48.387	78	1 LAP	1:46.913
75	2 LAPS	1:44.679	75	2 LAPS	1:44.208	75	2 LAPS	1:41.552	58	2 LAPS	1:57.173	75	2 LAPS	1:41.906
28	1 LAP	1:51.760	12	1 LAP	1:49.595	12	1 LAP	1:48.279	75	2 LAPS	1:41.770	88	28.962	1:39.920
88	22.296	1:41.828	88	25.830	1:42.529	88	26.838	1:39.911	88	28.107	1:40.672	58	2 LAPS	1:56.150
103	2 LAPS	2:04.977	28	1 LAP	1:50.128	28	1 LAP	1:49.098	12	1 LAP	1:47.585	12	1 LAP	1:46.026
203	2 LAPS	2:04.491	103	2 LAPS	2:00.678	111	52.431	1:43.965	28	1 LAP	1:48.689	28	1 LAP	1:47.680
70	2 LAPS	1:45.433	203	2 LAPS	2:00.994	70	2 LAPS	1:47.066	111	55.597	1:42.569	111	58.782	1:42.250
111	44.080	1:42.975	70	2 LAPS	1:47.051	80	55.073	1:45.096	80	59.242	1:43.572	80	1:02.889	1:42.712
80	44.495	1:42.787	111	47.369	1:42.284	103	2 LAPS	2:01.543	70	2 LAPS	1:45.629	70	2 LAPS	1:45.181
102	1 LAP	1:54.903	80	48.880	1:43.380	203	2 LAPS	2:00.622	103	2 LAPS	1:58.898			
58	1 LAP	1:55.896	102	1 LAP	1:52.923	102	1 LAP	1:52.672	203	2 LAPS	1:59.187			
78	1:30.406	1:47.102	58	1 LAP	1:56.601				102	1 LAP	1:51.860			

The ACO Plate Award for Group C GTP Cars

LAP CHART

(contd.)

Lap 16			Lap 17			Lap 18			Lap 19			Lap 20		
No	Behind	Laptime	No	Behind	Laptime	No	Behind	Laptime	No	Behind	Laptime	No	Behind	Laptime
21		1:40.558	21		1:38.674	21		1:38.804	21		1:38.238	21		1:39.530
8	4.123	1:40.127	8	4.675	1:39.226	8	5.323	1:39.452	8	5.994	1:38.909	8	6.407	1:39.943
103	3 LAPS	2:01.540	102	2 LAPS	1:52.706	75	2 LAPS	1:43.289	88	32.745	1:40.080	88	32.657	1:39.442
102	2 LAPS	1:53.527	75	2 LAPS	1:44.499	88	30.903	1:40.251	75	2 LAPS	1:43.163	75	2 LAPS	1:43.734
203	3 LAPS	2:01.914	88	29.456	1:40.132	102	2 LAPS	1:53.331	102	2 LAPS	1:53.476	102	2 LAPS	1:53.112
75	2 LAPS	1:42.220	103	3 LAPS	2:02.595	78	1 LAP	1:47.684	12	1 LAP	1:45.761	12	1 LAP	1:45.213
78	1 LAP	1:47.567	203	3 LAPS	2:01.516	103	3 LAPS	2:02.653	111	1:18.921	1:45.241	111	1:24.039	1:44.648
88	27.998	1:39.594	78	1 LAP	1:47.429	203	3 LAPS	2:02.529	103	3 LAPS	2:01.538	80	1:33.105	1:48.045
12	1 LAP	1:47.900	12	1 LAP	1:45.858	12	1 LAP	1:45.090	203	3 LAPS	2:01.630			
58	2 LAPS	1:56.698	58	2 LAPS	1:56.259	111	1:11.918	1:44.193	80	1:24.590	1:43.982			
111	1:01.896	1:43.672	111	1:06.529	1:43.307	80	1:18.846	1:44.196	70	2 LAPS	1:46.462			
28	1 LAP	1:49.226	80	1:13.454	1:46.054	58	2 LAPS	1:56.300	58	2 LAPS	1:56.884			
80	1:06.074	1:43.743	28	1 LAP	1:48.359	28	1 LAP	1:47.804						
70	2 LAPS	1:45.868	70	2 LAPS	1:45.968	70	2 LAPS	1:45.454						

The ACO Plate Award for Group C GTP Cars

LAP CHART

(contd.)


Lap 21			Lap 22			Lap 23			Lap 24			Lap 25		
No	Behind	Laptime	No	Behind	Laptime	No	Behind	Laptime	No	Behind	Laptime	No	Behind	Laptime
21		1:41.900	21		1:39.337									
103	4 LAPS	2:02.488	8	6.623	1:41.550									
70	3 LAPS	1:48.341	70	3 LAPS	1:51.045									
203	4 LAPS	2:03.363	103	4 LAPS	2:01.662									
8	4.410	1:39.903	203	4 LAPS	2:06.512									
58	3 LAPS	1:56.489	58	3 LAPS	1:56.180									
88	31.380	1:40.623	88	32.586	1:40.543									
75	2 LAPS	1:43.557	75	2 LAPS	1:42.415									
12	1 LAP	1:45.793	12	1 LAP	1:43.639									
102	2 LAPS	1:53.882	102	2 LAPS	1:51.625									
111	1:27.266	1:45.127	111	1:32.371	1:44.442									
80	1:36.887	1:45.682	80	1:41.018	1:43.468									

The British Empire Trophy for Group C GTP Cars

GRID - Race 16

ROW 8	103	MCKAY	203	LOFTIS
ROW 7	58	SCUFFHAM	102	WOOD
ROW 6	28	ODDIE	23	CLARK
ROW 5	1	PEARMAN	78	SMITH
ROW 4	80	RANDALL	70	STINTON
ROW 3	75	PEARSON	111	WILDS
ROW 2	88	RANDALL	12	MULLEN
ROW 1	21	MERCER	8	LAW

POLE



Weather/Track - Bright/Dry

These results are provisional until the conclusion of any judicial and technical matters.

Silverstone
Circuit Length = 3.1440 miles.
Start: 11:17 End: 11:48

Clerk of Course:

Stewards:

Timekeeper:

The British Empire Trophy for Group C GTP Cars

RACE RESULT - Race 16

POS	NO	CL	NAME	NAT	ENTRY	TIME	LAPS	GAP	MPH	BEST
1	21	GP1	David MERCER		Spice SE90C	36:37.835	22		113.37	1:36.826
2	88	GP1	Chris RANDALL		Nissan NTP1	37:31.653	22	53.818	110.66	1:38.635
3	75	GP3	Gary PEARSON		ADA Cosworth	37:55.549	22	1:17.714	109.50	1:40.416
4	80	GP1	Nick RANDALL		Spice SE90	38:05.098	22	1:27.263	109.04	1:40.730
5	23	GP1	Neil CLARK		Spice C1	37:46.696	21	1 LAP	104.93	1:44.176
6	78	GP4	Andrew SMITH		Ecosse 285	38:10.393	21	1 LAP	103.85	1:47.110
7	28	GP4	Richard ODDIE		Argo Chevrolet JM20C	38:12.218	21	1 LAP	103.77	1:46.081
8	58	GP5	Simon SCUFFHAM		Prosport LM3000	38:28.101	20	2 LAPS	98.15	1:53.769
9	103	GP4	Duncan MCKAY		Bardon DB2	37:58.560	18	4 LAPS	89.49	2:02.136
10	203	GP4	Jim LOFTIS		Mazda 757	36:58.633	17	5 LAPS	86.80	2:05.658
NOT CLASSIFIED										
111	GP3	Mike WILDS		Spice SE88C	25:00.613	14	D.N.F.	105.71	1:42.179	
12	GP1	Jim MULLEN		Spice GTP	14:39.312	8	D.N.F.	103.17	1:42.873	
8	GP1	Justin LAW		Jaguar XJR12	6:37.410	4	D.N.F.	114.36	1:38.049	
70	GP3	Ian STINTON		Spice SE86	17:57.269	4	D.N.F.	42.19	1:53.037	
FASTEST LAP										
21	GP1	David MERCER		Spice SE90C	1:36.826	2	116.89mph	188.12kph		
75	GP3	Gary PEARSON		ADA Cosworth	1:40.416	19	112.71mph	181.39kph		
78	GP4	Andrew SMITH		Ecosse 285	1:47.110	16	105.67mph	170.06kph		
58	GP5	Simon SCUFFHAM		Prosport LM3000	1:53.769	19	99.48mph	160.10kph		

Weather/Track - Bright/Dry

These results are provisional until the conclusion of any judicial and technical matters.

Silverstone Hist

Circuit Length = 3.1440 miles.

Start: 12:13 End: 12:49

Clerk of Course:	Stewards:	Timekeeper:
------------------	-----------	-------------

The British Empire Trophy for Group C GTP Cars

LAP CHART

Lap 1			Lap 2			Lap 3			Lap 4			Lap 5		
No	Behind	Laptime	No	Behind	Laptime	No	Behind	Laptime	No	Behind	Laptime	No	Behind	Laptime
21		1:42.279	21		1:36.826	21		1:36.876	21		1:37.452	21		1:39.193
8	0.383	1:42.662	8	1.606	1:38.049	8	2.833	1:38.103	8	3.977	1:38.596	103	1 LAP	2:03.561
88	2.188	1:44.467	88	4.300	1:38.938	88	6.643	1:39.219	88	7.826	1:38.635	88	12.789	1:44.156
111	4.836	1:47.115	111	10.263	1:42.253	111	15.909	1:42.522	111	20.636	1:42.179	203	1 LAP	2:08.180
12	9.503	1:51.782	12	19.009	1:46.332	12	26.183	1:44.050	12	32.346	1:43.615	111	25.538	1:44.095
70	10.758	1:53.037	80	20.321	1:44.258	80	26.747	1:43.302	80	32.974	1:43.679	12	36.026	1:42.873
80	12.889	1:55.168	78	25.382	1:47.847	75	35.407	1:42.898	75	39.936	1:41.981	80	37.245	1:43.464
78	14.361	1:56.640	75	29.385	1:42.866	78	36.073	1:47.567	78	46.306	1:47.685	75	44.080	1:43.337
28	16.537	1:58.816	28	29.977	1:50.266	28	41.178	1:48.077	28	50.858	1:47.132	78	56.587	1:49.474
23	17.188	1:59.467	23	31.112	1:50.750	23	42.079	1:47.843	23	52.332	1:47.705	28	59.940	1:48.275
58	19.718	2:01.997	58	38.011	1:55.119	58	56.143	1:55.008	58	1:13.400	1:54.709	23	1:00.237	1:47.098
75	23.345	2:05.624	70	43.465	2:09.533P	103	1:18.458	2:02.921				58	1:30.517	1:56.310
103	27.103	2:09.382	103	52.413	2:02.136	203	1:29.135	2:08.537						
203	28.642	2:10.921	203	57.474	2:05.658									

The British Empire Trophy for Group C GTP Cars

LAP CHART

(contd.)

Lap 6			Lap 7			Lap 8			Lap 9			Lap 10		
No	Behind	Laptime	No	Behind	Laptime	No	Behind	Laptime	No	Behind	Laptime	No	Behind	Laptime
21		1:41.101	21		1:39.916	21		1:39.767	21		1:40.726	21		1:44.158
111	28.757	1:44.320	58	1 LAP	1:56.292	58	1 LAP	1:55.284	203	2 LAPS	2:11.066	103	2 LAPS	2:06.539
103	1 LAP	2:08.039	111	32.232	1:43.391	111	35.865	1:43.400	58	1 LAP	1:56.077	203	2 LAPS	2:10.599
88	33.833	2:02.145P	80	46.362	1:45.134	80	49.875	1:43.280	111	38.486	1:43.347	111	39.038	1:44.710
80	41.144	1:45.000	12	46.793	1:45.410	75	51.234	1:42.898	80	51.182	1:42.033	58	1 LAP	1:55.326
12	41.299	1:46.374	75	48.103	1:42.494	70	5 LAPS	10:11.486	75	52.030	1:41.522	80	49.664	1:42.640
75	45.525	1:42.546	88	1:02.004	2:08.087	88	1:01.782	1:39.545	88	59.784	1:38.728	75	50.452	1:42.580
203	1 LAP	2:09.753	103	1 LAP	2:11.723	12	1:25.902	2:18.876P	78	1:34.258	1:48.044	88	54.459	1:38.833
78	1:06.387	1:50.901	78	1:16.862	1:50.391	78	1:26.940	1:49.845	23	1:36.378	1:47.469	70	6 LAPS	3:43.213P
28	1:09.111	1:50.272	203	1 LAP	2:10.449	23	1:29.635	1:49.227	28	1:38.401	1:48.238	78	1:37.525	1:47.425
23	1:09.518	1:50.382	23	1:20.175	1:50.573	28	1:30.889	1:49.835				23	1:39.263	1:47.043
			28	1:20.821	1:51.626	103	1 LAP	2:09.670						

The British Empire Trophy for Group C GTP Cars

LAP CHART

(contd.)

Lap 11			Lap 12			Lap 13			Lap 14			Lap 15		
No	Behind	Laptime	No	Behind	Laptime	No	Behind	Laptime	No	Behind	Laptime	No	Behind	Laptime
21		1:41.578	21		1:39.853	21		1:38.470	21		1:40.820	21		1:42.096
28	1 LAP	1:51.047	78	1 LAP	1:48.567	23	1 LAP	1:44.176	23	1 LAP	1:44.877	58	2 LAPS	1:55.701
103	2 LAPS	2:05.476	23	1 LAP	1:48.103	78	1 LAP	1:47.621	78	1 LAP	1:49.796	103	3 LAPS	2:06.404
111	42.028	1:44.568	28	1 LAP	1:48.343	28	1 LAP	1:48.079	203	3 LAPS	2:10.950	23	1 LAP	1:46.484
80	51.632	1:43.546	111	48.518	1:46.343	88	54.174	1:39.165	28	1 LAP	1:49.133	78	1 LAP	1:47.836
75	52.461	1:43.587	88	53.479	1:40.644	111	57.799	1:47.751	88	53.485	1:40.131	28	1 LAP	1:50.107
88	52.688	1:39.807	80	57.911	1:46.132	75	1:01.562	1:41.856	75	1:01.751	1:41.009	88	51.542	1:40.153
58	1 LAP	1:55.894	75	58.176	1:45.568	80	1:02.473	1:43.032	80	1:03.569	1:41.916	203	3 LAPS	2:12.247
203	2 LAPS	2:09.968	103	2 LAPS	2:08.103	58	1 LAP	1:54.614	111	1:41.598	2:24.619P	80	1:03.930	1:42.457
			58	1 LAP	1:54.710	103	2 LAPS	2:05.761				75	1:04.506	1:44.851
			203	2 LAPS	2:08.037									

The British Empire Trophy for Group C GTP Cars

LAP CHART

(contd.)

Lap 16			Lap 17			Lap 18			Lap 19			Lap 20		
No	Behind	Laptime	No	Behind	Laptime	No	Behind	Laptime	No	Behind	Laptime	No	Behind	Laptime
21		1:38.341	21		1:38.529	21		1:40.558	21		1:38.805	21		1:39.253
58	2 LAPS	1:54.454	23	1 LAP	1:45.455	203	4 LAPS	2:11.842	103	4 LAPS	2:05.840	103	4 LAPS	2:06.482
23	1 LAP	1:46.486	58	2 LAPS	1:54.389	23	1 LAP	1:45.257	23	1 LAP	1:47.338	88	55.249	1:40.628
78	1 LAP	1:48.838	78	1 LAP	1:47.110	58	2 LAPS	1:53.920	88	53.874	1:40.775	23	1 LAP	1:47.574
103	3 LAPS	2:06.175	88	52.860	1:39.260	88	51.904	1:39.602	203	4 LAPS	2:11.054	75	1:16.441	1:41.513
28	1 LAP	1:48.230	28	1 LAP	1:49.206	78	1 LAP	1:49.183	58	2 LAPS	1:54.406	78	1 LAP	1:49.191
88	52.129	1:38.928	75	1:12.395	1:42.349	28	1 LAP	1:47.802	78	1 LAP	1:49.540	80	1:21.804	1:46.179
80	1:08.143	1:42.554	80	1:12.706	1:43.092	75	1:12.570	1:40.733	75	1:14.181	1:40.416	58	2 LAPS	1:55.237
75	1:08.575	1:42.410	103	3 LAPS	2:08.864	80	1:12.878	1:40.730	28	1 LAP	1:47.304	28	1 LAP	1:47.939
203	3 LAPS	2:13.363							80	1:14.878	1:40.805	203	4 LAPS	2:12.438

The British Empire Trophy for Group C GTP Cars

LAP CHART

(contd.)

Lap 21			Lap 22			Lap 23			Lap 24			Lap 25		
No	Behind	Laptime	No	Behind	Laptime	No	Behind	Laptime	No	Behind	Laptime	No	Behind	Laptime
21		1:38.958	21		1:42.280									
103	4 LAPS	2:04.950	203	5 LAPS	2:13.571									
88	56.511	1:40.220	88	53.818	1:39.587									
23	1 LAP	1:46.081	23	1 LAP	1:47.308									
75	1:18.743	1:41.260	75	1:17.714	1:41.251									
80	1:25.111	1:42.265	103	4 LAPS	2:06.534									
78	1 LAP	1:49.102	80	1:27.263	1:44.432									
28	1 LAP	1:46.081	78	1 LAP	1:47.790									
58	2 LAPS	1:53.769	28	1 LAP	1:46.410									
			58	2 LAPS	1:54.885									

The Jack Brabham Trophy Race for HGPCA pre 1961 Formula One Cars QUALIFYING - Race 11

POS	NO	CL	NAME	NAT	ENTRY	TIME	LAPS	GAP	MPH
1	7	7	Bill KIRKPATRICK		Cooper T45	2:07.597	8		88.70
2	17	6	Nick WIGLEY		Connaught B4	2:08.165	9	0.568	88.31
3	25	6	Burckhard VON SCHENK		Masarati 250F	2:09.268	9	1.671	87.55
4	8	7	Tony DITHERIDGE		Cooper T45	2:09.570	7	1.973	87.35
5	5	7	Tony SMITH		Ferrari Dino	2:09.934	9	2.337	87.10
6	16	4	Mac HULBERT		ERA R4D	2:10.624	8	3.027	86.64
7	19	7	Tania PILKINGTON		Cooper T43	2:11.733	8	4.136	85.91
8	88	7	John CLARK		Cooper T43	2:11.796	9	4.199	85.87
9	45	7	John LLEWELYN		Cooper T45	2:11.805	8	4.208	85.87
10	2	8	Rod JOLLEY		Lister Monzanapolis	2:11.970	8	4.373	85.76
11	31	7	Mike HAYWOOD		Cooper T45	2:12.444	9	4.847	85.45
12	91	1	Crispian BESLEY		Elva 100	2:15.949	9	8.352	83.25
13	11	3	Paddins DOWLING		ERA R10B	2:16.812	9	9.215	82.73
14	42	7	Andrew CAMERON		Cooper T43	2:17.482	8	9.885	82.32
15	4	8	Hubert FABRI		Aston Martin DBR4	2:17.962	8	10.365	82.04
16	22	8	Stuart HARPER		Kurtis Indy Roadster	2:18.621	8	11.024	81.65
17	55	7	Sebastian WELCH		Cooper T45	2:18.757	3	11.160	81.57
18	20	7	Harvey SYKES		Cooper T43	2:19.178	8	11.581	81.32
19	15	5	Ian NUTHALL		Alta F2	2:19.269	7	11.672	81.27
20	94	1	Andrew TAYLOR		Britannia	2:19.327	7	11.730	81.23
21	44	5	Bob GILBERT		Connaught A10	2:20.016	5	12.419	80.83
22	30	5	Barry WOOD		Cooper Bristol Mk1	2:20.519	8	12.922	80.54
23	26	2	Richard PILKINGTON		Talbot T26	2:20.735	7	13.138	80.42
24	9	9	Richard LAST		MG Parnell K3	2:21.603	8	14.006	79.93
25	3	1	Ted ROLLASON		Cooover T43	2:21.620	6	14.023	79.92
26	27	6	David BENNETT		Maserati A6GCM	2:21.717	8	14.120	79.86
27	28	5	David WENMAN		Connaught A4	2:21.721	7	14.124	79.86
28	95	1	David PRATLEY		Lola Mk2	2:23.684	8	16.087	78.77
29	6	5	Graham BURROWS		Cooper Bristol MkII	2:25.004	7	17.407	78.05
30	97	1	Richard UTLEY		Caravelle MK1	2:25.759	7	18.162	77.65
31	92	1	Steve RUSSELL		Elva 100	2:27.523	6	19.926	76.72
32	29	2	James WILLIS		Pierce MG	2:30.572	7	22.975	75.16
33	18	5	Geoffrey O'CONNELL		Cooper Bristol MK II	2:32.979	7	25.382	73.98
34	98	1	Tony PICKERING		OSCA	2:38.238	7	30.641	71.52
35	21	7	Scotty TAYLOR		Cooper T45	2:38.701	7	31.104	71.31
36	12	6	Buckhardt LIST		Emeryson EM F1	2:50.079	7	42.482	66.54
37	41	7	Ian HORNER		Cooper T41	2:56.820	6	49.223	64.01
38	90	1	Peter LAVENDAR		Stanguellini	5:27.051	1	3:19.454	34.60

Silverstone Hist
Circuit Length = 3.1440 miles.
Start: 11:51 End: 12:11

Weather/Track - Bright/Dry

These results are provisional until the conclusion of any judicial and technical matters.

Clerk of Course:	Stewards:	Timekeeper:
------------------	-----------	-------------

The Jack Brabham Trophy Race for HGPCA pre 1961 Formula One Cars LAP ANALYSIS

2	Rod JOLLEY	Lister Monzanapolis
1 -	5:39.010	6 - 2:13.756
2 -	2:22.139	7 - 2:13.049
3 -	2:14.792	8 - 2:13.440
4 -	2:11.970	
5 -	2:12.078	
3	Ted ROLLASON	Cooper T43
1 -	7:11.679	6 - 2:37.593P
2 -	2:24.844	
3 -	2:22.668	
4 -	2:21.633	
5 -	2:21.620	
4	Hubert FABRI	Aston Martin DBR4
1 -	4:33.594	6 - 2:20.876
2 -	2:20.027	7 - 2:24.119
3 -	2:17.962	8 - 2:44.156P
4 -	2:22.372	
5 -	2:22.110	
5	Tony SMITH	Ferrari Dino
1 -	4:28.687	6 - 2:10.508
2 -	2:10.339	7 - 2:10.499
3 -	2:09.934	8 - 2:10.800
4 -	2:12.222	9 - 2:10.404
5 -	2:14.006	
6	Graham BURROWS	Cooper Bristol MkII
1 -	8:13.280	6 - 2:25.004
2 -	2:33.506	7 - 2:27.671
3 -	2:28.372	
4 -	2:28.635	
5 -	2:26.726	
7	Bill KIRKPATRICK	Cooper T45
1 -	5:45.167	6 - 2:11.202
2 -	2:12.270	7 - 2:07.597
3 -	2:08.577	8 - 2:57.576P
4 -	2:09.116	
5 -	2:10.036	
8	Tony DITHERIDGE	Cooper T45
1 -	8:30.108	6 - 2:09.570
2 -	2:12.860	7 - 2:10.689
3 -	2:10.469	
4 -	2:12.342	
5 -	2:10.028	

The Jack Brabham Trophy Race for HGPCA pre 1961 Formula One Cars LAP ANALYSIS

(contd.)

9	Richard LAST	MG Parnell K3
1 -	6:08.848	6 - 2:21.603
2 -	2:28.303	7 - 2:22.995
3 -	2:22.722	8 - 2:24.281
4 -	2:24.066	
5 -	2:22.817	
11	Paddins DOWLING	ERA R10B
1 -	4:36.017	6 - 2:20.566
2 -	2:27.422	7 - 2:18.898
3 -	2:17.829	8 - 2:18.614
4 -	2:18.519	9 - 2:18.595
5 -	2:16.812	
12	Buckhardt LIST	Emeryson EM F1
1 -	4:40.783	6 - 2:50.079
2 -	2:53.528	7 - 2:50.101
3 -	2:51.057	
4 -	2:51.258	
5 -	2:53.335	
15	Ian NUTHALL	Alta F2
1 -	7:12.286	6 - 2:21.237
2 -	2:30.150	7 - 2:20.092
3 -	2:21.777	
4 -	2:20.043	
5 -	2:19.269	
16	Mac HULBERT	ERA R4D
1 -	7:01.831	6 - 2:12.889
2 -	2:13.126	7 - 2:10.624
3 -	2:11.716	8 - 2:11.743
4 -	2:11.860	
5 -	2:12.974	
17	Nick WIGLEY	Connaught B4
1 -	5:44.914	6 - 2:09.267
2 -	2:14.276	7 - 2:09.433
3 -	2:09.800	8 - 2:09.939
4 -	2:08.165	9 - 2:09.892
5 -	2:11.831	
18	Geoffrey O'CONNELL	Cooper Bristol MK II
1 -	6:34.189	6 - 2:32.979
2 -	2:45.602	7 - 2:55.809P
3 -	2:40.472	
4 -	2:40.756	
5 -	2:33.204	

The Jack Brabham Trophy Race for HGPCA pre 1961 Formula One Cars LAP ANALYSIS

(contd.)

19	Tania PILKINGTON	Cooper T43
1 -	6:46.377	6 - 2:11.733
2 -	2:15.170	7 - 2:11.959
3 -	2:13.410	8 - 2:28.080P
4 -	2:12.937	
5 -	2:14.980	
20	Harvey SYKES	Cooper T43
1 -	6:09.234	6 - 2:20.533
2 -	2:26.667	7 - 2:22.185
3 -	2:21.156	8 - 2:19.178
4 -	2:23.489	
5 -	2:23.267	
21	Scotty TAYLOR	Cooper T45
1 -	6:19.478	6 - 2:39.030
2 -	2:49.089	7 - 2:38.701
3 -	2:44.553	
4 -	2:45.752	
5 -	2:41.427	
22	Stuart HARPER	Kurtis Indy Roadster
1 -	5:45.521	6 - 2:21.362
2 -	2:22.436	7 - 2:18.621
3 -	2:23.014	8 - 2:19.627
4 -	2:20.130	
5 -	2:23.508	
25	Burckhard VON SCHENK	Masarati 250F
1 -	5:38.391	6 - 2:09.268
2 -	2:16.362	7 - 2:09.295
3 -	2:11.026	8 - 2:10.047
4 -	2:10.745	9 - 2:11.949
5 -	2:12.109	
26	Richard PILKINGTON	Talbot T26
1 -	6:58.508	6 - 2:20.822
2 -	2:31.322	7 - 2:20.735
3 -	2:26.809	
4 -	2:23.746	
5 -	2:21.502	
27	David BENNETT	Maserati A6GCM
1 -	5:09.256	6 - 2:23.195
2 -	2:24.611	7 - 2:21.717
3 -	2:21.796	8 - 2:21.907
4 -	2:22.154	
5 -	2:22.092	

The Jack Brabham Trophy Race for HGPCA pre 1961 Formula One Cars LAP ANALYSIS

(contd.)

28	David WENMAN	Connaught A4
1 -	7:25.760	6 - 2:21.721
2 -	2:25.269	7 - 2:22.581
3 -	2:23.793	
4 -	2:24.710	
5 -	2:21.950	
29	James WILLIS	Pierce MG
1 -	5:57.276	6 - 2:30.572
2 -	2:38.254	7 - 2:31.272
3 -	2:35.460	
4 -	2:33.326	
5 -	2:33.612	
30	Barry WOOD	Cooper Bristol Mk1
1 -	6:07.193	6 - 2:21.622
2 -	2:31.068	7 - 2:20.519
3 -	2:26.931	8 - 2:20.683
4 -	2:25.078	
5 -	2:23.309	
31	Mike HAYWOOD	Cooper T45
1 -	4:31.716	6 - 2:32.978
2 -	2:13.601	7 - 2:16.162
3 -	2:14.371	8 - 2:17.718
4 -	2:12.537	9 - 2:16.706
5 -	2:12.444	
41	Ian HORNER	Cooper T41
1 -	7:41.728	6 - 3:02.365
2 -	2:56.820	
3 -	2:59.945	
4 -	3:02.962	
5 -	3:01.162	
42	Andrew CAMERON	Cooper T43
1 -	6:37.475	6 - 2:18.717
2 -	2:19.842	7 - 2:18.291
3 -	2:18.741	8 - 2:17.780
4 -	2:17.482	
5 -	2:17.897	
44	Bob GILBERT	Connaught A10
1 -	5:04.877	
2 -	2:23.520	
3 -	2:20.723	
4 -	2:20.016	
5 -	2:40.914P	

The Jack Brabham Trophy Race for HGPCA pre 1961 Formula One Cars LAP ANALYSIS

(contd.)

45	John LLEWELYN	Cooper T45
1 -	6:30.583	6 - 2:11.805
2 -	2:13.625	7 - 2:13.212
3 -	2:14.591	8 - 2:16.695
4 -	2:16.955	
5 -	2:14.065	
55	Sebastian WELCH	Cooper T45
1 -	X:00.000	
2 -	2:18.757	
3 -	2:42.549P	
88	John CLARK	Cooper T43
1 -	4:09.460	6 - 2:11.796
2 -	2:15.401	7 - 2:13.105
3 -	2:12.731	8 - 2:12.353
4 -	2:15.197	9 - 2:34.823P
5 -	2:13.717	
90	Peter LAVENDAR	Stanguellini
1 -	5:27.051	
91	Crispian BESLEY	Elva 100
1 -	4:41.881	6 - 2:15.949
2 -	2:16.697	7 - 2:16.792
3 -	2:16.299	8 - 2:16.263
4 -	2:18.445	9 - 2:17.097
5 -	2:17.698	
92	Steve RUSSELL	Elva 100
1 -	5:28.126	6 - 2:27.523
2 -	2:51.212	
3 -	2:34.526	
4 -	2:35.493	
5 -	2:32.150	
94	Andrew TAYLOR	Britannia
1 -	4:21.919	6 - 2:19.327
2 -	2:22.360	7 - 2:40.033P
3 -	2:23.408	
4 -	2:20.026	
5 -	2:19.433	

The Jack Brabham Trophy Race for HGPCA pre 1961 Formula One Cars LAP ANALYSIS

(contd.)

95	David PRATLEY	Lola Mk2
1 -	4:45.462	6 - 2:24.937
2 -	2:29.384	7 - 2:24.273
3 -	2:25.934	8 - 2:24.238
4 -	2:23.684	
5 -	2:27.310	
97	Richard UTLEY	Caravelle MK1
1 -	7:15.286	6 - 2:29.453
2 -	2:28.305	7 - 2:32.307
3 -	2:25.759	
4 -	2:28.443	
5 -	2:27.126	
98	Tony PICKERING	OSCA
1 -	5:34.488	6 - 2:39.512
2 -	2:41.571	7 - 2:38.267
3 -	2:38.238	
4 -	2:51.900P	
5 -	4:05.431	

The Jack Brabham Trophy Race for HGPCA pre 1961 Formula One Cars

GRID - Race 11

ROW 19	90	LAVENDAR	41	HORNER
ROW 18	12	LIST	21	TAYLOR
ROW 17	98	PICKERING	18	O'CONNELL
ROW 16	29	WILLIS	92	RUSSELL
ROW 15	97	UTLEY	6	BURROWS
ROW 14	95	PRATLEY	28	WENMAN
ROW 13	27	BENNETT	3	ROLLASON
ROW 12	9	LAST	26	PILKINGTON
ROW 11	30	WOOD	44	GILBERT
ROW 10	94	TAYLOR	15	NUTHALL
ROW 9	20	SYKES	55	WELCH
ROW 8	22	HARPER	4	FABRI
ROW 7	42	CAMERON	11	DOWLING
ROW 6	91	BESLEY	31	HAYWOOD
ROW 5	2	JOLLEY	45	LLEWELYN
ROW 4	88	CLARK	19	PILKINGTON
ROW 3	16	HULBERT	5	SMITH
ROW 2	8	DITHERIDGE	25	VON SCHENK
ROW 1	17	WIGLEY	7	KIRKPATRICK
POLE				

Weather/Track - Bright/Dry
These results are provisional until the conclusion of any judicial and technical matters.

Silverstone Hist
 Circuit Length = 3.1440 miles.
 Start: 11:51 End: 12:11

Clerk of Course:	Stewards:	Timekeeper:
------------------	-----------	-------------

The Jack Brabham Trophy Race for HGPCA pre 1961 Formula One Cars

RACE RESULT - Race 11

POS	NO	CL	NAME	NAT	ENTRY	TIME	LAPS	GAP	MPH	BEST
1	17	6	Nick WIGLEY		Connaught B4	21:55.634	10		86.16	2:09.866
2	2	8	Rod JOLLEY		Lister Monzanapolis	21:56.784	10	1.150	86.08	2:07.955
3	8	7	Tony DITHERIDGE		Cooper T45	21:57.539	10	1.905	86.04	2:09.036
4	5	7	Tony SMITH		Ferrari Dino	22:16.511	10	20.877	84.81	2:11.880
5	19	7	Tania PILKINGTON		Cooper T43	22:28.928	10	33.294	84.03	2:12.994
6	88	7	John CLARK		Cooper T43	22:29.091	10	33.457	84.02	2:12.050
7	16	4	Mac HULBERT		ERA R4D	22:36.847	10	41.213	83.54	2:12.832
8	45	7	John LLEWELYN		Cooper T45	22:36.957	10	41.323	83.54	2:13.133
9	22	8	Stuart HARPER		Kurtis Indy Roadster	22:57.737	10	1:02.103	82.28	2:15.180
10	55	7	Sebastian WELCH		Cooper T45	22:58.239	10	1:02.605	82.25	2:15.125
11	31	7	Mike HAYWOOD		Cooper T45	22:59.039	10	1:03.405	82.20	2:15.651
12	42	7	Andrew CAMERON		Cooper T43	23:06.863	10	1:11.229	81.73	2:15.570
13	91	1	Crispian BESLEY		Elva 100	23:07.319	10	1:11.685	81.71	2:16.086
14	11	3	Paddins DOWLING		ERA R10B	23:27.035	10	1:31.401	80.56	2:18.558
15	15	5	Ian NUTHALL		Alta F2	23:34.730	10	1:39.096	80.12	2:18.021
16	26	2	Richard PILKINGTON		Talbot T26	23:35.678	10	1:40.044	80.07	2:18.185
17	44	5	Bob GILBERT		Connaught A10	23:38.109	10	1:42.475	79.93	2:18.348
18	94	1	Andrew TAYLOR		Britannia	23:40.198	10	1:44.564	79.82	2:18.825
19	9	9	Richard LAST		MG Parnell K3	23:42.501	10	1:46.867	79.69	2:19.304
20	28	5	David WENMAN		Connaught A4	23:45.498	10	1:49.864	79.52	2:17.578
21	27	6	David BENNETT		Maserati A6GCM	23:46.025	10	1:50.391	79.49	2:18.046
22	3	1	Ted ROLLASON		Alfa Romeo	23:55.865	10	2:00.231	78.94	2:19.904
23	30	5	Barry WOOD		Cooper Bristol Mk1	24:00.029	10	2:04.395	78.72	2:19.656
24	6	5	Graham BURROWS		Cooper Bristol MkII	22:19.887	9	1 LAP	76.15	2:25.258
25	95	1	David PRATLEY		Lola Mk2	22:20.990	9	1 LAP	76.09	2:25.955
26	97	1	Richard UTLEY		Caravelle MK1	22:36.099	9	1 LAP	75.24	2:26.340
27	29	2	James WILLIS		Pierce MG	22:37.786	9	1 LAP	75.15	2:26.788
28	21	7	Scotty TAYLOR		Cooper T45	23:36.561	9	1 LAP	72.03	2:32.440
29	18	5	Geoffrey O'CONNELL		Cooper Bristol MK II	24:17.286	9	1 LAP	70.02	2:35.447
30	43	7	Geoff WILLIAMS		Cooper T43	22:30.897	8	2 LAPS	67.15	2:42.557
31	41	7	Ian HORNER		Cooper T41	23:42.541	8	2 LAPS	63.77	2:50.217
32	12	6	Buckhardt LIST		Emeryson EM F1	23:44.980	8	2 LAPS	63.66	2:50.399

NOT CLASSIFIED

20	7	Harvey SYKES	Cooper T43	17:40.353	7	D.N.F.	74.88	2:20.297
98	1	Tony PICKERING	OSCA	8:31.311	3	D.N.F.	66.75	2:41.311
7	7	Bill KIRKPATRICK	Cooper T45	5:05.835	2	D.N.F.	74.59	2:31.506
90	1	Peter LAVENDAR	Stanguellini	3:12.017	1	D.N.F.	59.86	3:12.017
4	8	Hubert FABRI	Aston Martin DBR4	3:14.648	1	D.N.F.	59.05	
24	7	Brian JOLLIFFE	Cooper Mk6	3:40.803	1	D.N.F.	52.05	
25	6	Burckhard VON SCHENK	Masarati 250F		0	D.N.F.	N/A	

FASTEST LAP

2	8	Rod JOLLEY	Lister Monzanapolis	2:07.955	3	88.45mph	142.35kph
8	7	Tony DITHERIDGE	Cooper T45	2:09.036	10	87.71mph	141.16kph
17	6	Nick WIGLEY	Connaught B4	2:09.866	6	87.15mph	140.26kph
16	4	Mac HULBERT	ERA R4D	2:12.832	9	85.20mph	137.12kph
91	1	Crispian BESLEY	Elva 100	2:16.086	10	83.17mph	133.85kph
28	5	David WENMAN	Connaught A4	2:17.578	9	82.26mph	132.39kph
26	2	Richard PILKINGTON	Talbot T26	2:18.185	9	81.90mph	131.81kph
11	3	Paddins DOWLING	ERA R10B	2:18.558	3	81.68mph	131.46kph
9	9	Richard LAST	MG Parnell K3	2:19.304	10	81.25mph	130.75kph
3	1	Ted ROLLASON	Alfa Romeo	2:19.904	4	80.90mph	130.19kph

Weather/Track - Cloudy/Dry

These results are provisional until the conclusion of any judicial and technical matters.

Circuit Length = 3.1440 miles.

Start: 15:52 End: 16:14

Clerk of Course:	Stewards:	Timekeeper:
------------------	-----------	-------------

The Jack Brabham Trophy Race for HGPCA pre 1961 Formula One Cars

LAP CHART

Lap 1			Lap 2			Lap 3			Lap 4			Lap 5		
No	Behind	Laptime	No	Behind	Laptime	No	Behind	Laptime	No	Behind	Laptime	No	Behind	Laptime
17		2:20.192	17		2:11.058	17		2:10.242	17		2:10.820	17		2:12.120
8	0.520	2:20.712	8	0.943	2:11.481	8	1.302	2:10.601	8	0.606	2:10.124	2	1.390	2:11.423
5	2.837	2:23.029	2	4.535	2:11.010	2	2.248	2:07.955	2	2.087	2:10.659	8	1.803	2:13.317
16	4.180	2:24.372	5	5.233	2:13.454	5	6.871	2:11.880	5	9.575	2:13.524	5	9.722	2:12.267
2	4.583	2:24.775	16	6.730	2:13.608	16	9.983	2:13.495	16	13.700	2:14.537	43	1 LAP	2:47.555
19	5.257	2:25.449	19	8.501	2:14.302	19	11.730	2:13.471	19	14.433	2:13.523	16	15.497	2:13.917
88	5.772	2:25.964	88	9.401	2:14.687	45	12.612	2:13.216	45	15.786	2:13.994	19	16.080	2:13.767
45	6.098	2:26.290	45	9.638	2:14.598	88	13.267	2:14.108	88	16.768	2:14.321	88	19.141	2:14.493
31	6.674	2:26.866	31	11.584	2:15.968	31	18.345	2:17.003	41	1 LAP	2:58.008	45	19.846	2:16.180
55	7.715	2:27.907	55	13.332	2:16.675	55	18.863	2:15.773	12	1 LAP	2:56.966	22	30.085	2:17.311
22	9.993	2:30.185	22	15.106	2:16.171	22	20.120	2:15.256	22	24.894	2:15.594	55	30.318	2:16.829
91	11.105	2:31.297	42	18.576	2:18.186	42	26.172	2:17.838	55	25.609	2:17.566	31	31.464	2:17.338
7	11.314	2:31.506	91	19.158	2:19.111	91	26.425	2:17.509	31	26.246	2:18.721	42	38.504	2:16.898
42	11.448	2:31.640	11	20.531	2:18.857	11	28.847	2:18.558	91	33.686	2:18.081	91	38.691	2:17.125
11	12.732	2:32.924	44	25.854	2:21.348	44	36.095	2:20.483	42	33.726	2:18.374	11	46.821	2:20.911
15	15.110	2:35.302	15	26.219	2:22.167	15	36.311	2:20.334	11	38.030	2:20.003	15	52.769	2:20.437
44	15.564	2:35.756	26	28.640	2:22.620	26	38.003	2:19.605	15	44.452	2:18.961	26	57.275	2:22.074
26	17.078	2:37.270	9	28.817	2:21.874	9	39.220	2:20.645	44	46.153	2:20.878	44	58.257	2:24.224
9	18.001	2:38.193	94	30.117	2:22.865	94	40.199	2:20.324	26	47.321	2:20.138	9	58.480	2:21.732
94	18.310	2:38.502	3	31.200	2:23.737	3	42.019	2:21.061	9	48.868	2:20.468	94	59.110	2:21.826
3	18.521	2:38.713	30	31.769	2:23.088	30	43.103	2:21.576	94	49.404	2:20.025	3	1:01.423	2:22.440
30	19.739	2:39.931	28	32.779	2:23.097	28	43.603	2:21.066	3	51.103	2:19.904	28	1:05.887	2:23.751
28	20.740	2:40.932	7	34.585	2:34.329P	27	47.641	2:20.577	30	53.655	2:21.372	41	1 LAP	2:57.520
6	21.243	2:41.435	27	37.306	2:24.886	20	50.217	2:22.630	28	54.256	2:21.473	27	1:07.225	2:20.795
95	22.362	2:42.554	6	37.643	2:27.458	6	54.477	2:27.076	27	58.550	2:21.729	30	1:08.060	2:26.525
20	22.615	2:42.807	20	37.829	2:26.272	95	55.603	2:26.982	20	59.694	2:20.297	20	1:08.597	2:21.023
27	23.478	2:43.670	95	38.863	2:27.559	97	1:07.110	2:31.128	6	1:10.965	2:27.308	12	1 LAP	3:00.451
97	25.919	2:46.111	97	46.224	2:31.363	29	1:08.253	2:29.380	95	1:12.797	2:28.014	6	1:24.946	2:26.101
29	29.483	2:49.675	29	49.115	2:30.690	21	1:24.805	2:34.913	97	1:26.970	2:30.680	95	1:28.994	2:28.317
18	33.364	2:53.556	21	1:00.134	2:36.643	18	1:33.729	2:38.985	29	1:27.994	2:30.561	97	1:42.192	2:27.342
21	34.549	2:54.741	18	1:04.986	2:42.680	43	1:47.922	2:44.625	21	1:48.359	2:34.374	29	1:43.600	2:27.726
43	42.040	3:02.232	43	1:13.539	2:42.557	98	1:49.819	2:41.311	18	2:01.566	2:38.657	21	2:08.679	2:32.440
98	47.691	3:07.883	98	1:18.750	2:42.117									
90	51.825	3:12.017	41	1:43.742	2:58.502									
4	54.456	3:14.648P	12	1:47.644	2:58.859									
41	56.298	3:16.490												
12	59.843	3:20.035												
24	1:20.611	3:40.803P												

The Jack Brabham Trophy Race for HGPCA pre 1961 Formula One Cars

LAP CHART

(contd.)

Lap 6			Lap 7			Lap 8			Lap 9			Lap 10		
No	Behind	Laptime	No	Behind	Laptime	No	Behind	Laptime	No	Behind	Laptime	No	Behind	Laptime
17		2:09.866	17		2:09.866	17		2:10.174	17		2:10.733	17		2:10.563
2	1.183	2:09.659	8	1.408	2:09.443	2	2.845	2:11.146	2	2.317	2:10.205	2	1.150	2:09.396
8	1.831	2:09.894	2	1.873	2:10.556	8	3.159	2:11.925	8	3.432	2:11.006	8	1.905	2:09.036
5	11.962	2:12.106	5	14.033	2:11.937	20	1 LAP	3:06.784P	6	1 LAP	2:28.702	5	20.877	2:12.289
16	19.453	2:13.822	16	23.240	2:13.653	97	1 LAP	2:28.797	95	1 LAP	2:28.429	6	1 LAP	2:28.588
19	20.546	2:14.332	88	24.110	2:12.050	29	1 LAP	2:28.279	5	19.151	2:13.476	95	1 LAP	2:26.337
88	21.926	2:12.651	19	24.296	2:13.616	5	16.408	2:12.549	97	1 LAP	2:26.340	19	33.294	2:14.120
18	1 LAP	2:43.619	21	1 LAP	2:36.495	16	26.404	2:13.338	29	1 LAP	2:26.788	88	33.457	2:13.994
45	24.577	2:14.597	45	27.844	2:13.133	41	2 LAPS	2:55.407	16	28.503	2:12.832	43	2 LAPS	2:50.168
22	38.473	2:18.254	22	45.219	2:16.612	19	27.116	2:12.994	19	29.737	2:13.354	97	1 LAP	2:27.119
55	38.751	2:18.299	55	45.359	2:16.474	88	27.255	2:13.319	88	30.026	2:13.504	16	41.213	2:23.273
31	39.804	2:18.206	31	46.303	2:16.365	12	2 LAPS	2:54.413	45	35.826	2:15.692	45	41.323	2:16.060
42	47.133	2:18.495	91	53.859	2:16.351	45	30.867	2:13.197	55	56.944	2:15.125	29	1 LAP	2:27.523
91	47.374	2:18.549	42	53.869	2:16.602	21	1 LAP	2:35.417	22	57.486	2:16.286	22	1:02.103	2:15.180
43	1 LAP	2:49.430	18	1 LAP	2:42.108	22	51.933	2:16.888	31	58.317	2:16.667	55	1:02.605	2:16.224
11	56.353	2:19.398	11	1:05.226	2:18.739	31	52.383	2:16.254	91	1:06.162	2:16.457	31	1:03.405	2:15.651
15	1:03.220	2:20.317	15	1:12.946	2:19.592	55	52.552	2:17.367	42	1:06.222	2:16.704	42	1:11.229	2:15.570
26	1:07.046	2:19.637	26	1:16.215	2:19.035	42	1:00.251	2:16.556	41	2 LAPS	2:50.900	91	1:11.685	2:16.086
44	1:07.498	2:19.107	44	1:16.722	2:19.090	91	1:00.438	2:16.753	12	2 LAPS	2:50.399	11	1:31.401	2:20.034
9	1:08.200	2:19.586	94	1:17.556	2:18.825	11	1:13.871	2:18.819	21	1 LAP	2:35.587	15	1:39.096	2:20.571
94	1:08.597	2:19.353	9	1:18.398	2:20.064	15	1:21.800	2:19.028	11	1:21.930	2:18.792	26	1:40.044	2:18.877
3	1:13.053	2:21.496	3	1:24.211	2:21.024	26	1:24.278	2:18.237	15	1:29.088	2:18.021	21	1 LAP	2:35.951
27	1:15.405	2:18.046	27	1:24.466	2:18.927	44	1:24.912	2:18.364	26	1:31.730	2:18.185	44	1:42.475	2:20.511
28	1:16.682	2:20.661	28	1:25.482	2:18.666	94	1:26.464	2:19.082	44	1:32.527	2:18.348	94	1:44.564	2:19.230
20	1:19.271	2:20.540	43	1 LAP	2:48.489	18	1 LAP	2:42.319	94	1:35.897	2:20.166	9	1:46.867	2:19.304
30	1:21.144	2:22.950	30	1:33.467	2:22.189	9	1:28.160	2:19.936	9	1:38.126	2:20.699	41	2 LAPS	2:50.217
6	1:43.041	2:27.961	6	1:58.433	2:25.258	27	1:32.920	2:18.628	27	1:41.285	2:19.098	12	2 LAPS	2:50.454
95	1:45.971	2:26.843	95	2:02.060	2:25.955	3	1:35.228	2:21.191	28	1:42.103	2:17.578	28	1:49.864	2:18.324
41	1 LAP	2:55.497				28	1:35.258	2:19.950	3	1:47.957	2:23.462	27	1:50.391	2:19.669
12	1 LAP	2:53.403				30	1:44.661	2:21.368	30	1:55.302	2:21.374	3	2:00.231	2:22.837
97	1:59.545	2:27.219				43	1 LAP	2:45.841	18	1 LAP	2:39.915	30	2:04.395	2:19.656
29	2:00.898	2:27.164										18	1 LAP	2:35.447


The BRDC Cliff Allison Trophy for HGPCA pre 1961 Formula One Cars

GRID - Race 21

ROW
20
ROW
19
ROW
18
ROW
17
ROW
16
ROW
15
ROW
14
ROW
13
ROW
12
ROW
11
ROW
10
ROW
9
ROW
8
ROW
7
ROW
6
ROW
5
ROW
4
ROW
3
ROW
2
ROW
1

		25	VON SCHENK
	24	JOLLIFFE	
			4
90	LAVENDAR		
		7	KIRKPATRICK
	98	PICKERING	
			20
12	LIST		
		41	HORNER
	43	WILLIAMS	
			18
21	TAYLOR		
		29	WILLIS
	97	UTLEY	
			95
6	BURROWS		
		30	WOOD
	3	ROLLASON	
			27
28	WENMAN		
		9	LAST
	94	TAYLOR	
			44
26	PILKINGTON		
		15	NUTHALL
	11	DOWLING	
			91
42	CAMERON		
		31	HAYWOOD
	55	WELCH	
			22
45	LLEWELYN		
		16	HULBERT
	88	CLARK	
			19
5	SMITH		
		8	DITHERIDGE
	2	JOLLEY	
			17

POLE



Weather/Track - Cloudy/Dry
 These results are provisional until the conclusion of any judicial and technical matters.

Silverstone Hist
 Circuit Length = 3.1440 miles.
 Start: 15:52 End: 16:14

Clerk of Course:	Stewards:	Timekeeper:
------------------	-----------	-------------

The Cliff Allison Trophy Race for HGPCA pre 1961 Formula One Cars

RACE RESULT - Race 21

POS	NO	CL	NAME	NAT	ENTRY	TIME	LAPS	GAP	MPH	BEST
1	17	6	Nick WIGLEY		Connaught B4	20:18.333	8		74.46	2:09.668
2	5	7	Tony SMITH		Ferrari Dino	20:19.193	8	0.860	74.41	2:10.609
3	7	7	Bill KIRKPATRICK		Cooper T45	20:19.543	8	1.210	74.39	2:08.464
4	2	8	Rod JOLLEY		Lister Monzanapolis	20:20.500	8	2.167	74.33	2:09.637
5	88	7	John CLARK		Cooper T43	20:23.440	8	5.107	74.15	2:13.830
6	19	7	Tania PILKINGTON		Cooper T43	20:23.758	8	5.425	74.13	2:14.622
7	55	7	Sebastian WELCH		Cooper T45	20:23.883	8	5.550	74.12	2:13.859
8	42	7	Andrew CAMERON		Cooper T43	20:31.036	8	12.703	73.69	2:15.703
9	22	8	Stuart HARPER		Kurtis Indy Roadster	20:31.911	8	13.578	73.64	2:15.568
10	11	3	Paddins DOWLING		ERA R10B	20:33.206	8	14.873	73.56	2:17.099
11	91	1	Crispian BESLEY		Elva 100	20:33.491	8	15.158	73.55	2:16.065
12	30	5	Barry WOOD		Cooper Bristol Mk1	20:47.830	8	29.497	72.70	2:19.538
13	26	2	Richard PILKINGTON		Talbot T26	20:49.655	8	31.322	72.59	2:21.215
14	15	5	Ian NUTHALL		Alta F2	20:49.745	8	31.412	72.59	2:18.900
15	28	5	David WENMAN		Connaught A4	20:50.626	8	32.293	72.54	2:20.621
16	4	8	Hubert FABRI		Aston Martin DBR4	20:51.082	8	32.749	72.51	2:20.480
17	9	9	Richard LAST		MG Parnell K3	20:52.538	8	34.205	72.43	2:21.614
18	27	6	David BENNETT		Maserati A6GCM	20:53.413	8	35.080	72.38	2:21.713
19	44	5	Bob GILBERT		Connaught A10	20:54.223	8	35.890	72.33	2:22.597
20	3	1	Ted ROLLASON		Alfa Romeo	20:54.753	8	36.420	72.30	2:20.653
21	6	5	Graham BURROWS		Cooper Bristol MkII	20:56.176	8	37.843	72.22	2:23.532
22	29	2	James WILLIS		Pierce MG	21:01.141	8	42.808	71.93	2:24.960
23	97	1	Richard UTLEY		Caravelle MK1	21:02.872	8	44.539	71.83	2:24.455
24	95	1	David PRATLEY		Lola Mk2	21:03.267	8	44.934	71.81	2:25.675
25	21	7	Scotty TAYLOR		Cooper T45	21:07.046	8	48.713	71.60	2:26.708
26	12	6	Buckhardt LIST		Emeryson EM F1	21:14.257	8	55.924	71.19	2:31.481
27	18	5	Geoffrey O'CONNELL		Cooper Bristol MK II	21:22.938	8	1:04.605	70.71	2:30.792
28	43	7	Geoff WILLIAMS		Cooper T43	21:26.772	8	1:08.439	70.50	2:32.343
29	98	1	Tony PICKERING		OSCA	21:35.090	8	1:16.757	70.05	2:36.328
30	41	7	Ian HORNER		Cooper T41	21:26.443	7	1 LAP	61.72	2:54.190

NOT CLASSIFIED

16	4	Mac HULBERT	ERA R4D	7:44.891	3	D.N.F.	73.41	2:16.591
8	7	Tony DITHERIDGE	Cooper T45	4:40.042	2	D.N.F.	81.46	2:15.962
90	1	Peter LAVENDAR	Stanguellini	2:59.996	1	D.N.F.	63.86	2:59.996
24	7	Brian JOLLIFFE	Cooper Mk6	3:01.445	1	D.N.F.	63.35	3:01.445

FASTEST LAP

7	7	Bill KIRKPATRICK	Cooper T45	2:08.464	5	88.10mph	141.79kph
2	8	Rod JOLLEY	Lister Monzanapolis	2:09.637	2	87.30mph	140.50kph
17	6	Nick WIGLEY	Connaught B4	2:09.668	2	87.28mph	140.47kph
91	1	Crispian BESLEY	Elva 100	2:16.065	8	83.18mph	133.87kph
16	4	Mac HULBERT	ERA R4D	2:16.591	2	82.86mph	133.35kph
11	3	Paddins DOWLING	ERA R10B	2:17.099	8	82.55mph	132.86kph
15	5	Ian NUTHALL	Alta F2	2:18.900	2	81.48mph	131.13kph
3	1	Ted ROLLASON	Alfa Romeo	2:20.653	8	80.47mph	129.50kph
26	2	Richard PILKINGTON	Talbot T26	2:21.215	8	80.15mph	128.98kph
9	9	Richard LAST	MG Parnell K3	2:21.614	5	79.92mph	128.62kph

Silverstone Hist
Circuit Length = 3.1440 miles.
Start: 16:10 End: 16:31

Weather/Track - Cloudy/Dry

These results are provisional until the conclusion of any judicial and technical matters.

Clerk of Course:	Stewards:	Timekeeper:
------------------	-----------	-------------

The Cliff Allison Trophy Race for HGPCA pre 1961 Formula One Cars

LAP CHART

Lap 1			Lap 2			Lap 3			Lap 4			Lap 5		
No	Behind	Laptime	No	Behind	Laptime	No	Behind	Laptime	No	Behind	Laptime	No	Behind	Laptime
2		2:19.413	2		2:09.637	2		2:10.876	2		2:12.225	5		2:11.372
17	0.389	2:19.802	17	0.420	2:09.668	17	0.433	2:10.889	17	0.203	2:11.995	17	0.897	2:13.301
5	1.331	2:20.744	5	2.319	2:10.625	5	2.052	2:10.609	5	1.235	2:11.408	2	1.175	2:13.782
16	4.253	2:23.666	8	10.992	2:15.962	7	11.621	2:10.573	41	1 LAP	2:57.263	7	4.183	2:08.464
88	4.478	2:23.891	16	11.207	2:16.591	55	21.940	2:21.199	7	8.326	2:08.930	88	26.170	2:13.830
8	4.667	2:24.080	55	11.617	2:15.581	88	22.612	2:20.512	88	24.947	2:14.560	55	26.648	2:13.859
55	5.673	2:25.086	7	11.924	2:12.109	42	23.316	2:18.207	55	25.396	2:15.681	19	31.687	2:16.157
19	6.995	2:26.408	88	12.976	2:18.135	22	23.476	2:19.732	22	27.561	2:16.310	22	32.563	2:17.609
42	8.534	2:27.947	19	13.466	2:16.108	11	24.917	2:18.683	42	27.917	2:16.826	42	33.248	2:17.938
22	8.689	2:28.102	22	14.620	2:15.568	19	25.457	2:22.867	19	28.137	2:14.905	11	36.061	2:17.877
7	9.452	2:28.865	42	15.985	2:17.088	91	26.079	2:18.739	11	30.791	2:18.099	91	37.123	2:17.869
11	9.539	2:28.952	11	17.110	2:17.208	15	30.835	2:20.636	91	31.861	2:18.007	41	1 LAP	2:56.061
91	10.821	2:30.234	91	18.216	2:17.032	30	40.199	2:21.734	15	38.186	2:19.576	15	49.459	2:23.880
15	11.812	2:31.225	15	21.075	2:18.900	26	43.265	2:24.655	30	51.038	2:23.064	30	1:00.893	2:22.462
26	15.115	2:34.528	30	29.341	2:23.274	9	44.724	2:25.378	26	53.951	2:22.911	26	1:02.980	2:21.636
9	15.614	2:35.027	26	29.486	2:24.008	44	45.077	2:25.565	9	54.623	2:22.124	9	1:03.630	2:21.614
30	15.704	2:35.117	9	30.222	2:24.245	28	46.827	2:26.225	44	55.449	2:22.597	44	1:06.415	2:23.573
44	15.940	2:35.353	44	30.388	2:24.085	6	48.327	2:27.990	28	58.202	2:23.600	28	1:07.573	2:21.978
6	17.318	2:36.731	6	31.213	2:23.532	27	48.770	2:23.161	6	1:00.750	2:24.648	27	1:09.968	2:21.713
28	17.690	2:37.103	28	31.478	2:23.425	4	53.294	2:23.404	27	1:00.862	2:24.317	4	1:11.834	2:21.981
27	21.118	2:40.531	27	36.485	2:25.004	29	58.257	2:28.477	4	1:02.460	2:21.391	6	1:14.891	2:26.748
95	21.620	2:41.033	29	40.656	2:27.563	3	1:00.086	2:26.148	3	1:12.236	2:24.375	3	1:25.125	2:25.496
29	22.730	2:42.143	4	40.766	2:23.207	95	1:03.698	2:30.450	29	1:15.193	2:29.161	29	1:30.000	2:27.414
97	27.045	2:46.458	95	44.124	2:32.141	16	1:04.965	3:04.634P	95	1:21.492	2:30.019	95	1:37.610	2:28.725
4	27.196	2:46.609	3	44.814	2:24.626	97	1:07.697	2:30.614	97	1:24.442	2:28.970	97	1:40.292	2:28.457
3	29.825	2:49.238	97	47.959	2:30.551	21	1:11.896	2:30.679	21	1:27.693	2:28.022	21	1:45.844	2:30.758
18	30.553	2:49.966	21	52.093	2:30.566	18	1:17.287	2:34.817	18	1:40.359	2:35.297	12	2:02.164	2:32.114
21	31.164	2:50.577	18	53.346	2:32.430	12	1:20.430	2:35.679	12	1:42.657	2:34.452	18	2:03.437	2:35.685
12	33.078	2:52.491	12	55.627	2:32.186	43	1:29.762	2:38.596	43	1:56.794	2:39.257	43	2:22.386	2:38.199
43	34.992	2:54.405	43	1:02.042	2:36.687	98	1:34.694	2:39.084	98	2:00.319	2:37.850	98	2:28.506	2:40.794
98	38.799	2:58.212	98	1:06.486	2:37.324									
90	40.583	2:59.996	41	1:31.753	2:54.190									
24	42.032	3:01.445												
41	47.200	3:06.613												

The Cliff Allison Trophy Race for HGPCA pre 1961 Formula One Cars

LAP CHART

(contd.)

Lap 6			Lap 7			Lap 8			Lap 9			Lap 10		
No	Behind	Laptime	No	Behind	Laptime	No	Behind	Laptime	No	Behind	Laptime	No	Behind	Laptime
5		3:07.494	5		3:55.163	17		2:10.558						
17	0.501	3:07.098	17	0.360	3:55.022	5	0.860	2:11.778						
2	1.167	3:07.486	2	0.578	3:54.574	7	1.210	2:11.085						
7	1.832	3:05.143	7	1.043	3:54.374	2	2.167	2:12.507						
88	2.741	2:44.065	88	1.280	3:53.702	88	5.107	2:14.745						
55	3.200	2:44.046	55	1.432	3:53.395	19	5.425	2:14.622						
19	4.217	2:40.024	19	1.721	3:52.667	55	5.550	2:15.036						
22	7.073	2:42.004	22	6.653	3:54.743	42	12.703	2:15.703						
42	8.280	2:42.526	42	7.918	3:54.801	22	13.578	2:17.843						
11	8.843	2:40.276	11	8.692	3:55.012	11	14.873	2:17.099						
91	9.415	2:39.786	91	10.011	3:55.759	91	15.158	2:16.065						
41	1 LAP	2:58.577	41	1 LAP	3:35.400	30	29.497	2:19.538						
15	40.883	2:58.918	15	20.739	3:35.019	26	31.322	2:21.215						
30	41.199	2:47.800	30	20.877	3:34.841	15	31.412	2:21.591						
26	41.862	2:46.376	26	21.025	3:34.326	28	32.293	2:20.621						
9	42.692	2:46.556	9	21.656	3:34.127	4	32.749	2:20.480						
44	43.247	2:44.326	44	22.453	3:34.369	9	34.205	2:23.467						
28	44.056	2:43.977	28	22.590	3:33.697	27	35.080	2:23.263						
27	44.790	2:42.316	27	22.735	3:33.108	44	35.890	2:24.355						
4	45.307	2:40.967	4	23.187	3:33.043	3	36.420	2:20.653						
6	46.981	2:39.584	6	24.249	3:32.431	6	37.843	2:24.512						
3	49.243	2:31.612	3	26.685	3:32.605	29	42.808	2:24.960						
29	53.630	2:31.124	29	28.766	3:30.299	97	44.539	2:24.455						
95	1:06.538	2:36.422	95	30.177	3:18.802	95	44.934	2:25.675						
97	1:08.398	2:35.600	97	31.002	3:17.767	21	48.713	2:26.708						
21	1:16.020	2:37.670	21	32.923	3:12.066	12	55.924	2:31.481						
12	1:37.487	2:42.817	12	35.361	2:53.037	18	1:04.605	2:30.792						
18	1:41.502	2:45.559	18	44.731	2:58.392	41	1 LAP	2:58.339						
43	1:58.666	2:43.774	43	47.014	2:43.511	43	1:08.439	2:32.343						
98	2:03.905	2:42.893	98	51.347	2:42.605	98	1:16.757	2:36.328						

The Mark Donohue Trophy Race sponsored by Hagerty for Orwell Supersports Cars

QUALIFYING - Race 9

POS	NO	CL	NAME	NAT	ENTRY	TIME	LAPS	GAP	MPH
1	1	A	Richard PIPER		McLaren M8F	1:43.496	7		109.36
2	7	A	Peter SCHLEIFER		March 707	1:44.159	14	0.663	108.66
3	69	E	Silvio KALB		March 76S	1:45.384	11	1.888	107.40
4	60	E	John BURTON		Chevron B26	1:45.642	14	2.146	107.13
5	32	D	Mike CATLOW		Chevron B19	1:46.482	15	2.986	106.29
6	31	D	John GRANT		Chevron B19	1:46.898	10	3.402	105.88
7	12	A	Ross MAXWELL		McLaren M8F	1:47.630	11	4.134	105.16
8	9	A	Glenn PRICE		March 707/717	1:48.446	12	4.950	104.36
9	90	D	Charlie AGG		Chevron B19	1:48.837	12	5.341	103.99
10	35	D	Sandy WATSON		Chevron B19	1:49.874	15	6.378	103.01
11	86	D	Hugh PRICE		Chevron B21	1:50.288	15	6.792	102.62
12	36	D	Jonathan LOADER		Chevron B19	1:50.868	13	7.372	102.08
13	50	D	Bob BROOKS		Lola T212	1:51.297	13	7.801	101.69
14	34	D	Andrew SCHRYVER		Chevron B21/23	1:51.555	16	8.059	101.46
15	23	D	Malcolm SANDERS		Lola T210	1:53.212	14	9.716	99.97
16	26	D	George DOUGLAS		Martin BM9/10	1:54.631	12	11.135	98.73
17	77	F	Stephen MINOPRIO		Chevron B16	1:56.549	14	13.053	97.11
18	33	D	Chris ROCHE		Chevron B19	1:56.780	13	13.284	96.92
19	28	D	Jim GATHERCOLE		Coldwell C14 B	1:56.877	3	13.381	96.84
20	97	E	Tom THORNTON		GRD S74	1:58.395	6	14.899	95.59
21	29	D	Alexander LIENAU		Chevron B19	1:58.951	11	15.455	95.15
22	42	C	Hugh COLMAN		Chevron B8	1:59.203	14	15.707	94.95
23	91	B	Robert HARVEY		Chevron B19	1:59.903	5	16.407	94.39
QUALIFICATION MAXIMA									
3	A	Earl GODDARD		Chevron B23	8:21.576	1	6:38.080	22.56	
22	D	Mike SCOTT		Gropa CMC2	8:31.597	1	6:48.101	22.12	

Qualification Maxima - A: 1.59.020 B: 2.17.888 C: 2.17.083 D: 2.02.454 E: 2.12.691

Weather/Track - Bright/Dry

These results are provisional until the conclusion of any judicial and technical matters.

Silverstone Hist

Circuit Length = 3.1440 miles.

Start: 12:20 End: 12:50

Clerk of Course:	Stewards:	Timekeeper:

The Mark Donohue Trophy Race sponsored by Hagerty for Orwell Supersports Cars LAP ANALYSIS

1	Richard PIPER	McLaren M8F
1 - 7:23.198 6 - X:00.000 2 - 1:45.679 7 - 2:14.945P 3 - 1:45.854 4 - 1:43.496 5 - 2:07.673P		
3	Earl GODDARD	Chevron B23
1 - 8:21.576P		
7	Peter SCHLEIFER	March 707
1 - 7:12.648 6 - 2:10.332P 11 - 1:45.836 2 - 1:46.650 7 - 4:36.863 12 - 1:45.219 3 - 1:45.886 8 - 1:44.159 13 - 1:45.945 4 - 1:45.615 9 - 1:45.048 14 - 2:04.520P 5 - 1:46.103 10 - 1:45.813		
9	Glenn PRICE	March 707/717
1 - 9:59.632 6 - 5:19.265 11 - 3:58.731 2 - 1:57.516 7 - 1:51.432 12 - 1:48.446 3 - 1:52.900 8 - 1:51.239 4 - 1:54.422 9 - 1:49.077 5 - 2:08.723P 10 - 2:08.650P		
12	Ross MAXWELL	McLaren M8F
1 - 7:24.843 6 - 1:51.662 11 - 8:06.291P 2 - 1:51.132 7 - 2:05.601P 3 - 1:50.589 8 - 3:52.813 4 - 1:48.621 9 - 1:47.912 5 - 1:47.630 10 - 2:05.187P		
22	Mike SCOTT	Gropa CMC2
1 - 8:31.597		
23	Malcolm SANDERS	Lola T210
1 - 7:44.767 6 - 1:53.212 11 - 1:55.523 2 - 1:56.989 7 - 1:54.686 12 - 1:53.816 3 - 1:55.545 8 - 2:06.243 13 - 2:31.897P 4 - 2:08.767P 9 - 1:54.546 14 - 3:13.465 5 - 2:56.232 10 - 1:54.497		

Qualification Maxima - A: 1.59.020 B: 2.17.888 C: 2.17.083 D: 2.02.454 E: 2.12.691
Weather/Track - Bright/Dry

Silverstone Hist
Circuit Length = 3.1440 miles.
Start: 12:20 End: 12:50
Printed - 13:03 Friday, 28 July 2006

The Mark Donohue Trophy Race sponsored by Hagerty for Orwell Supersports Cars LAP ANALYSIS

(contd.)

26	George DOUGLAS	Martin BM9/10	
1 - X:00.000	6 - 1:56.826	11 - 1:56.200	
2 - 2:01.857	7 - 1:55.793	12 - 1:54.631	
3 - 2:20.893P	8 - 1:58.393		
4 - 3:58.914	9 - 1:58.974		
5 - 1:58.053	10 - 1:55.440		
28	Jim GATHERCOLE	Coldwell C14 B	
1 - 9:03.721			
2 - 1:57.047			
3 - 1:56.877			
29	Alexander LIENAU	Chevron B19	
1 - 7:50.186	6 - 2:08.147	11 - 2:43.567P	
2 - 2:08.321	7 - 2:00.110		
3 - 2:05.425	8 - 2:00.680		
4 - 2:02.343	9 - 1:58.951		
5 - 2:07.209	10 - 1:59.851		
31	John GRANT	Chevron B19	
1 - 8:45.790	6 - 7:11.181		
2 - 1:47.424	7 - 1:47.384		
3 - 1:47.484	8 - 1:55.699		
4 - 1:46.898	9 - 1:46.999		
5 - 2:29.369P	10 - 2:16.336P		
32	Mike CATLOW	Chevron B19	
1 - 8:31.149	6 - 1:48.315	11 - 1:46.482	
2 - 1:50.386	7 - 1:48.022	12 - 1:46.758	
3 - 1:46.974	8 - 2:02.747P	13 - 1:47.191	
4 - 1:52.060	9 - 4:15.495	14 - 1:56.326	
5 - 1:50.027	10 - 1:47.466	15 - 1:47.337	
33	Chris ROCHE	Chevron B19	
1 - 7:52.498	6 - 2:54.124P	11 - 1:56.780	
2 - 2:06.341	7 - 4:35.116	12 - 2:01.231	
3 - 2:02.296	8 - 2:01.308	13 - 1:59.000	
4 - 2:00.890	9 - 1:59.650		
5 - 2:00.186	10 - 2:01.000		
34	Andrew SCHRYVER	Chevron B21/23	
1 - 7:44.767	6 - 1:53.940	11 - 2:06.604	16 - 2:02.271
2 - 1:58.265	7 - 1:52.393	12 - 1:51.949	
3 - 1:56.272	8 - 2:00.821	13 - 1:54.537	
4 - 1:52.548	9 - 1:51.555	14 - 1:51.635	
5 - 2:05.517	10 - 1:51.887	15 - 1:58.287	

Qualification Maxima - A: 1.59.020 B: 2.17.888 C: 2.17.083 D: 2.02.454 E: 2.12.691
Weather/Track - Bright/Dry

Silverstone Hist
Circuit Length = 3.1440 miles.
Start: 12:20 End: 12:50
Printed - 13:03 Friday, 28 July 2006

The Mark Donohue Trophy Race sponsored by Hagerty for Orwell Supersports Cars LAP ANALYSIS

(contd.)

35	Sandy WATSON	Chevron B19
1 - 7:47.002	6 - 1:50.561	11 - 2:09.269
2 - 2:05.555P	7 - 1:52.828	12 - 1:52.275
3 - 3:55.919	8 - 1:51.185	13 - 1:50.438
4 - 1:52.667	9 - 1:49.874	14 - 1:51.098
5 - 1:51.454	10 - 2:10.441	15 - 1:50.853
36	Jonathan LOADER	Chevron B19
1 - 7:52.011	6 - 2:11.536P	11 - 2:06.473P
2 - 2:01.354	7 - 4:16.933	12 - 4:03.765
3 - 1:54.135	8 - 1:51.532	13 - 1:50.868
4 - 1:53.371	9 - 1:51.894	
5 - 2:02.958	10 - 1:51.105	
42	Hugh COLMAN	Chevron B8
1 - X:00.000	6 - 2:00.224	11 - 2:02.076
2 - 2:11.680	7 - 1:59.203	12 - 2:02.710
3 - 2:04.624	8 - 1:59.926	13 - 2:01.302
4 - 2:04.971	9 - 2:15.435	14 - 2:00.002
5 - 2:00.602	10 - 2:01.629	
50	Bob BROOKS	Lola T212
1 - 8:15.869	6 - 1:52.633	11 - 6:46.751
2 - 1:54.602	7 - 1:51.466	12 - 1:52.976
3 - 1:52.352	8 - 1:51.297	13 - 1:51.838
4 - 1:54.245	9 - 1:52.398	
5 - 1:52.729	10 - 2:10.544P	
60	John BURTON	Chevron B26
1 - 7:17.909	6 - 4:23.090	11 - 3:53.824
2 - 1:46.952	7 - 1:46.817	12 - 1:45.808
3 - 1:46.054	8 - 1:46.870	13 - 1:46.375
4 - 1:45.642	9 - 1:46.777	14 - 2:16.536P
5 - 2:01.094P	10 - 2:03.152P	
69	Silvio KALB	March 76S
1 - 7:24.407	6 - 2:09.209P	11 - 2:00.136P
2 - 1:47.598	7 - 8:35.085	
3 - 1:46.213	8 - 1:45.384	
4 - 1:45.429	9 - 1:45.627	
5 - 1:45.920	10 - 1:45.621	
77	Stephen MINOPRIO	Chevron B16
1 - 7:50.116	6 - 2:00.248	11 - 1:57.255
2 - 2:07.585	7 - 1:59.126	12 - 1:58.622
3 - 2:16.820P	8 - 1:58.376	13 - 2:18.935
4 - 4:04.927	9 - 1:57.559	14 - 1:56.549
5 - 2:00.055	10 - 1:57.385	

Qualification Maxima - A: 1.59.020 B: 2.17.888 C: 2.17.083 D: 2.02.454 E: 2.12.691
Weather/Track - Bright/Dry

Silverstone Hist
Circuit Length = 3.1440 miles.
Start: 12:20 End: 12:50
Printed - 13:03 Friday, 28 July 2006

The Mark Donohue Trophy Race sponsored by Hagerty for Orwell Supersports Cars LAP ANALYSIS

(contd.)


86	Hugh PRICE	Chevron B21
1 - 9:11.127	6 - 1:53.017	11 - 1:57.753
2 - 1:51.790	7 - 1:52.288	12 - 1:52.943
3 - 1:51.552	8 - 1:52.175	13 - 1:50.701
4 - 1:50.812	9 - 1:52.247	14 - 1:50.288
5 - 1:51.355	10 - 2:00.984	15 - 1:52.210
90	Charlie AGG	Chevron B19
1 - 7:50.949P	6 - 2:01.935P	11 - 1:50.250
2 - 7:03.929	7 - 3:41.287	12 - 1:48.837
3 - 1:51.836	8 - 1:50.161	
4 - 1:49.860	9 - 1:49.655	
5 - 1:50.064	10 - 1:50.286	
91	Robert HARVEY	Chevron B19
1 - 8:01.030		
2 - 2:00.983		
3 - 2:00.082		
4 - 2:01.042		
5 - 1:59.903		
97	Tom THORNTON	GRD S74
1 - X:00.000	6 - 2:29.614P	
2 - 2:01.713		
3 - 2:02.765		
4 - 2:25.390		
5 - 1:58.395		

The Mark Donohue Trophy Race sponsored by Hagerty for Orwell Supersports Cars

GRID - Race 9

ROW 12	1:59.903 91 HARVEY	
ROW 11	1:58.951 29 LIENAU	1:59.203 42 COLMAN
ROW 10	1:56.877 28 GATHERCOLE	1:58.395 97 THORNTON
ROW 9	1:56.549 77 MINOPRIO	1:56.780 33 ROCHE
ROW 8	1:53.212 23 SANDERS	1:54.631 26 DOUGLAS
ROW 7	1:51.297 50 BROOKS	1:51.555 34 SCHRYVER
ROW 6	1:50.288 86 PRICE	1:50.868 36 LOADER
ROW 5	1:48.837 90 AGG	1:49.874 35 WATSON
ROW 4	1:47.630 12 MAXWELL	1:48.446 9 PRICE
ROW 3	1:46.482 32 CATLOW	1:46.898 31 GRANT
ROW 2	1:45.384 69 KALB	1:45.642 60 BURTON
ROW 1	1:43.496 1 PIPER	1:44.159 7 SCHLEIFER

POLE



Qualification Maxima - A: 1.59.020 B: 2.17.888 C: 2.17.083 D: 2.02.454 E: 2.12.691

Weather/Track - Bright/Dry

These results are provisional until the conclusion of any judicial and technical matters.

Silverstone Hist

Circuit Length = 3.1440 miles.

Start: 12:20 End: 12:50

Clerk of Course:

Stewards:

Timekeeper:

The Mark Donohue Trophy Race sponsored by Hagerty for Orwell Supersports Cars

RACE RESULT - Race 9

POS	NO	CL	NAME	NAT	ENTRY	TIME	LAPS	GAP	MPH	BEST
1	1	A	Richard PIPER		McLaren M8F	30:18.366	17		105.91	1:45.896
2	7	A	Peter SCHLEIFER		March 707	30:23.887	17	5.521	105.59	1:45.165
3	69	E	Silvio KALB		March 76S	30:35.191	17	16.825	104.94	1:46.434
4	12	A	Ross MAXWELL		McLaren M8F	31:02.791	17	44.425	103.38	1:48.068
5	90	D	Charlie AGG		Chevron B19	31:16.910	17	58.544	102.61	1:48.314
6	32	D	Mike CATLOW		Chevron B19	31:17.771	17	59.405	102.56	1:48.877
7	31	D	John GRANT		Chevron B19	31:18.553	17	1:00.187	102.52	1:48.215
8	9	A	Glenn PRICE		March 707/717	31:53.173	17	1:34.807	100.66	1:49.542
9	35	D	Sandy WATSON		Chevron B19	31:54.018	17	1:35.652	100.62	1:50.296
10	36	D	Jonathan LOADER		Chevron B19	31:57.520	17	1:39.154	100.43	1:50.935
11	34	D	Andrew SCHRYVER		Chevron B21/23	31:57.679	17	1:39.313	100.42	1:50.431
12	86	D	Hugh PRICE		Chevon B21	32:01.958	17	1:43.592	100.20	1:50.986
13	50	D	Bob BROOKS		Lola T212	30:22.974	16	1 LAP	99.43	1:51.830
14	26	D	George DOUGLAS		Martin BM9/10	30:43.294	16	1 LAP	98.34	1:51.752
15	28	D	Jim GATHERCOLE		Coldwell C14 B	30:57.365	16	1 LAP	97.59	1:52.685
16	77	F	Stephen MINOPRIO		Chevron B16	31:27.152	16	1 LAP	96.05	1:55.472
17	29	D	Alexander LIENAU		Chevron B19	32:11.801	16	1 LAP	93.83	1:56.975
18	42	C	Hugh COLMAN		Chevron B8	30:57.069	15	2 LAPS	91.51	1:59.847
19	91	B	Robert HARVEY		Chevron B19	33:01.453	15	2 LAPS	85.77	1:58.142
20	60	E	John BURTON		Chevron B26	25:05.500	14	3 LAPS	105.37	1:46.380

NOT CLASSIFIED

97	E	Tom THORNTON	GRD S74	22:50.322	10	D.N.F.	82.72	1:56.055
23	D	Malcolm SANDERS	Lola T210	20:54.394	9	D.N.F.	81.34	1:51.917
33	D	Chris ROCHE	Chevron B19	18:36.536	8	D.N.F.	81.25	1:55.696

FASTEST LAP

7	A	Peter SCHLEIFER	March 707	1:45.165	11	107.62mph	173.20kph
60	E	John BURTON	Chevron B26	1:46.380	7	106.39mph	171.22kph
31	D	John GRANT	Chevron B19	1:48.215	7	104.59mph	168.32kph
77	F	Stephen MINOPRIO	Chevron B16	1:55.472	16	98.01mph	157.74kph
91	B	Robert HARVEY	Chevron B19	1:58.142	3	95.80mph	154.18kph
42	C	Hugh COLMAN	Chevron B8	1:59.847	3	94.44mph	151.98kph

Weather/Track - Cloudy/Dry

These results are provisional until the conclusion of any judicial and technical matters.

Silverstone Hist

Circuit Length = 3.1440 miles.

Start: 14:34 End: 15:04

Clerk of Course:	Stewards:	Timekeeper:
------------------	-----------	-------------

The Mark Donohue Trophy Race sponsored by Hagerty for Orwell Supersports Cars LAP CHART

Lap 1			Lap 2			Lap 3			Lap 4			Lap 5		
No	Behind	Laptime	No	Behind	Laptime	No	Behind	Laptime	No	Behind	Laptime	No	Behind	Laptime
1		1:47.922	1		1:46.242	1		1:48.087	1		1:46.765	1		1:47.017
7	2.648	1:50.570	7	4.274	1:47.868	7	4.701	1:48.514	7	4.748	1:46.812	7	4.151	1:46.420
69	3.467	1:51.389	69	4.705	1:47.480	60	4.836	1:47.766	60	5.457	1:47.386	60	5.009	1:46.569
60	4.227	1:52.149	60	5.157	1:47.172	69	5.106	1:48.488	69	5.874	1:47.533	69	5.865	1:47.008
12	6.153	1:54.075	12	8.253	1:48.342	12	8.966	1:48.800	12	10.882	1:48.681	12	11.933	1:48.068
31	6.774	1:54.696	31	9.416	1:48.884	31	9.886	1:48.557	31	11.545	1:48.424	31	13.219	1:48.691
32	7.290	1:55.212	32	10.918	1:49.870	32	12.378	1:49.547	32	15.252	1:49.639	32	18.246	1:50.011
35	8.840	1:56.762	35	13.616	1:51.018	35	15.825	1:50.296	9	19.601	1:50.035	9	22.138	1:49.554
9	9.769	1:57.691	9	14.559	1:51.032	9	16.331	1:49.859	35	20.504	1:51.444	35	23.885	1:50.398
90	10.410	1:58.332	90	14.849	1:50.681	90	16.991	1:50.229	90	20.714	1:50.488	90	24.024	1:50.327
86	11.859	1:59.781	50	19.754	1:53.973	50	24.040	1:52.373	50	29.492	1:52.217	50	35.871	1:53.396
50	12.023	1:59.945	86	20.758	1:55.141	23	24.930	1:51.995	23	30.082	1:51.917	86	36.643	1:52.627
36	13.639	2:01.561	23	21.022	1:53.290	86	26.043	1:53.372	86	31.033	1:51.755	34	37.544	1:52.816
23	13.974	2:01.896	36	21.621	1:54.224	34	26.229	1:52.547	36	31.524	1:51.308	36	38.027	1:53.520
34	14.350	2:02.272	34	21.769	1:53.661	36	26.981	1:53.447	34	31.745	1:52.281	26	38.591	1:52.811
26	14.822	2:02.744	26	22.360	1:53.780	26	27.810	1:53.537	26	32.797	1:51.752	77	57.899	1:57.085
77	16.606	2:04.528	77	27.756	1:57.392	77	36.875	1:57.206	77	47.831	1:57.721	33	58.796	1:57.256
97	17.060	2:04.982	29	28.208	1:57.117	29	38.120	1:57.999	29	48.330	1:56.975	28	59.204	1:57.434
29	17.333	2:05.255	33	31.056	1:57.614	33	38.665	1:55.696	33	48.557	1:56.657	29	1:00.220	1:58.907
33	19.684	2:07.606	28	31.346	1:57.407	28	38.879	1:55.620	28	48.787	1:56.673	91	1:06.582	1:59.208
28	20.181	2:08.103	91	32.827	1:58.481	91	42.882	1:58.142	91	54.391	1:58.274	23	1:15.072	2:32.007P
91	20.588	2:08.510	42	35.644	2:00.257	42	47.404	1:59.847	42	1:01.436	2:00.797	42	1:15.435	2:01.016
42	21.629	2:09.551	97	37.934	2:07.116P				97	1 LAP	4:20.200	97	1 LAP	1:57.092

The Mark Donohue Trophy Race sponsored by Hagerty for Orwell Supersports Cars LAP CHART

(contd.)

Lap 6			Lap 7			Lap 8			Lap 9			Lap 10		
No	Behind	Laptime	No	Behind	Laptime	No	Behind	Laptime	No	Behind	Laptime	No	Behind	Laptime
1		1:46.610	1		1:46.150	1		1:47.737	1		1:47.550	1		1:46.452
7	4.643	1:47.102	60	5.617	1:46.380	42	1 LAP	2:03.411	29	1 LAP	2:00.932	60	5.965	1:47.840
60	5.387	1:46.988	69	6.257	1:46.718	60	4.993	1:47.113	60	4.577	1:47.134	7	7.427	1:46.392
69	5.689	1:46.434	7	6.810	1:48.317	69	6.542	1:48.022	69	7.110	1:48.118	69	8.965	1:48.307
12	14.146	1:48.823	12	16.415	1:48.419	7	7.349	1:48.276	7	7.487	1:47.688	91	1 LAP	2:07.211
31	14.844	1:48.235	31	16.909	1:48.215	97	2 LAPS	2:02.151	12	18.773	1:48.216	29	1 LAP	2:01.089
32	21.698	1:50.062	32	25.766	1:50.218	31	17.917	1:48.745	31	19.958	1:49.591	12	21.765	1:49.444
9	25.070	1:49.542	90	32.589	1:51.328	12	18.107	1:49.429	42	1 LAP	2:06.622	31	22.173	1:48.667
90	27.411	1:49.997	9	33.656	1:54.736	32	28.731	1:50.702	97	2 LAPS	1:58.717	97	2 LAPS	2:01.112
35	28.648	1:51.373	35	34.293	1:51.795	90	35.028	1:50.176	32	32.530	1:51.349	32	38.073	1:51.995
50	41.965	1:52.704	50	48.360	1:52.545	33	1 LAP	2:32.054P	90	37.999	1:50.521	42	1 LAP	2:03.810
34	42.997	1:52.063	36	49.133	1:51.858	35	38.526	1:51.970	35	42.102	1:51.126	90	41.835	1:50.288
86	43.333	1:53.300	34	49.621	1:52.774	9	39.412	1:53.493	9	45.518	1:53.656	33	2 LAPS	3:42.119P
36	43.425	1:52.008	86	50.079	1:52.896	23	2 LAPS	4:55.449	23	2 LAPS	1:56.001	35	47.603	1:51.953
26	44.182	1:52.201	26	50.608	1:52.576	50	53.407	1:52.784	36	58.638	1:52.163	9	53.431	1:54.365
28	1:08.414	1:55.820	28	1:17.604	1:55.340	36	54.025	1:52.629	50	58.895	1:53.038	36	1:04.417	1:52.231
77	1:08.573	1:57.284	77	1:18.990	1:56.567	34	54.678	1:52.794	34	59.451	1:52.323	34	1:07.361	1:54.362
91	1:18.852	1:58.880	91	1:31.849	1:59.147	86	55.446	1:53.104	86	1:00.290	1:52.394	86	1:09.005	1:55.167
29	1:24.502	2:10.892	29	1:37.445	1:59.093	26	55.762	1:52.891	26	1:00.936	1:52.724	50	1:09.294	1:56.851
42	1:33.401	2:04.576				28	1:23.790	1:53.923	28	1:30.458	1:54.218	26	1:10.135	1:55.651
33	1:39.720	2:27.534				77	1:28.315	1:57.062	77	1:39.110	1:58.345	23	2 LAPS	1:58.532
97	1 LAP	1:56.055				91	1:44.370	2:00.258				28	1:36.691	1:52.685

The Mark Donohue Trophy Race sponsored by Hagerty for Orwell Supersports Cars LAP CHART

(contd.)

Lap 11			Lap 12			Lap 13			Lap 14			Lap 15		
No	Behind	Laptime	No	Behind	Laptime	No	Behind	Laptime	No	Behind	Laptime	No	Behind	Laptime
1		1:46.675	1		1:46.457	1		1:49.493	1		1:46.002	1		1:47.046
77	1 LAP	1:57.227	7	6.636	1:47.176	28	1 LAP	1:56.245	91	2 LAPS	2:27.556	7	4.081	1:46.296
7	5.917	1:45.165	60	7.654	1:47.392	7	4.244	1:47.101	7	4.831	1:46.589	26	1 LAP	1:54.838
60	6.719	1:47.429	69	9.383	1:46.894	60	5.553	1:47.392	60	6.341	1:46.790	69	9.054	1:49.127
69	8.946	1:46.656	77	1 LAP	1:59.296	69	6.493	1:46.603	69	6.973	1:46.482	28	1 LAP	1:56.047
12	23.349	1:48.259	12	25.279	1:48.387	12	24.612	1:48.826	28	1 LAP	1:57.939	12	35.815	1:52.357
31	25.329	1:49.831	31	29.760	1:50.888	77	1 LAP	1:59.554	12	30.504	1:51.894	77	1 LAP	1:58.246
29	1 LAP	2:00.058	29	1 LAP	1:59.637	31	34.396	1:54.129	77	1 LAP	1:57.078	31	48.637	1:54.252
91	1 LAP	2:11.621	32	46.180	1:48.988	32	46.637	1:49.950	31	41.431	1:53.037	91	2 LAPS	2:34.882
32	43.649	1:52.251	90	47.152	1:48.314	90	46.838	1:49.179	90	50.107	1:49.271	90	51.901	1:48.840
90	45.295	1:50.135	35	1:00.702	1:53.066	29	1 LAP	2:02.608	32	50.410	1:49.775	32	52.241	1:48.877
97	2 LAPS	1:57.831	9	1:07.674	1:53.621	35	1:04.244	1:53.035	35	1:14.925	1:56.683	35	1:22.421	1:54.542
35	54.093	1:53.165	91	1 LAP	2:15.081	9	1:12.807	1:54.626	29	1 LAP	2:03.825	9	1:24.484	1:52.730
42	1 LAP	2:03.514	42	1 LAP	2:02.479	36	1:18.817	1:52.425	9	1:18.800	1:51.995	29	1 LAP	2:00.038
9	1:00.510	1:53.754	36	1:15.885	1:52.190	34	1:19.534	1:52.867	36	1:24.313	1:51.498	36	1:28.706	1:51.439
36	1:10.152	1:52.410	34	1:16.160	1:51.500	86	1:21.090	1:52.130	34	1:24.626	1:51.094	34	1:29.282	1:51.702
34	1:11.117	1:50.431	86	1:18.453	1:51.594	50	1:26.685	1:54.744	86	1:26.097	1:51.009	86	1:31.338	1:52.287
86	1:13.316	1:50.986	50	1:21.434	1:51.830	42	1 LAP	2:06.044	50	1:34.621	1:53.938	50	1:42.565	1:54.990
50	1:16.061	1:53.442	97	2 LAPS	2:25.066P	26	1:44.032	1:58.897	42	1 LAP	2:04.221			
26	1:16.860	1:53.400	26	1:34.628	2:04.225									
23	2 LAPS	1:53.307												
28	1:42.725	1:52.709												

The Mark Donohue Trophy Race sponsored by Hagerty for Orwell Supersports Cars LAP CHART

(contd.)


Lap 16			Lap 17			Lap 18			Lap 19			Lap 20		
No	Behind	Laptime	No	Behind	Laptime	No	Behind	Laptime	No	Behind	Laptime	No	Behind	Laptime
1		1:45.896	1		1:46.265									
7	5.217	1:47.032	50	1 LAP	1:54.204									
69	14.019	1:50.861	7	5.521	1:46.569									
26	1 LAP	1:56.175	69	16.825	1:49.071									
42	2 LAPS	2:06.722	26	1 LAP	1:55.092									
28	1 LAP	1:53.579	42	2 LAPS	2:04.202									
12	39.747	1:49.828	28	1 LAP	1:53.623									
31	54.349	1:51.608	12	44.425	1:50.943									
90	55.190	1:49.185	90	58.544	1:49.619									
32	55.722	1:49.377	32	59.405	1:49.948									
77	1 LAP	1:57.089	31	1:00.187	1:52.103									
9	1:29.479	1:50.891	77	1 LAP	1:55.472									
35	1:30.222	1:53.697	9	1:34.807	1:51.593									
36	1:34.484	1:51.674	35	1:35.652	1:51.695									
34	1:34.684	1:51.298	36	1:39.154	1:50.935									
86	1:37.709	1:52.267	34	1:39.313	1:50.894									
29	1 LAP	1:58.570	86	1:43.592	1:52.148									
91	2 LAPS	2:36.051	29	1 LAP	1:58.806									
			91	2 LAPS	2:48.151P									

The Peter Revson Trophy Race sponsored by Hagerty for Orwell Supersports Cars

GRID - Race 19

ROW 12	33	ROCHE	
ROW 11	97	THORNTON	23 SANDERS
ROW 10	91	HARVEY	60 BURTON
ROW 9	29	LIENAU	42 COLMAN
ROW 8	28	GATHERCOLE	77 MINOPRIO
ROW 7	50	BROOKS	26 DOUGLAS
ROW 6	34	SCHRYVER	86 PRICE
ROW 5	35	WATSON	36 LOADER
ROW 4	31	GRANT	9 PRICE
ROW 3	90	AGG	32 CATLOW
ROW 2	69	KALB	12 MAXWELL
ROW 1	1	PIPER	7 SCHLEIFER

POLE



Weather/Track - Cloudy/Dry

These results are provisional until the conclusion of any judicial and technical matters.

Silverstone Hist
Circuit Length = 3.1440 miles.
Start: 14:34 End: 15:04

Clerk of Course:	Stewards:	Timekeeper:
------------------	-----------	-------------

The Peter Revson Trophy Race for Orwell Supersports Cars

RACE RESULT - Race 19

POS	NO	CL	NAME	NAT	ENTRY	TIME	LAPS	GAP	MPH	BEST
1	1	A	Richard PIPER		McLaren M8F	30:15.410	17		106.08	1:45.428
2	69	E	Silvio KALB		March 76S	30:28.619	17	13.209	105.31	1:45.901
3	7	A	Peter SCHLEIFER		March 707	30:29.213	17	13.803	105.28	1:45.390
4	60	E	John BURTON		Chevron B26	30:32.986	17	17.576	105.06	1:45.692
5	12	A	Ross MAXWELL		McLaren M8F	30:42.588	17	27.178	104.52	1:46.912
6	31	D	John GRANT		Chevron B19	30:48.928	17	33.518	104.16	1:47.038
7	9	A	Glenn PRICE		March 707/717	31:19.504	17	1:04.094	102.46	1:48.421
8	32	D	Mike CATLOW		Chevron B19	31:19.980	17	1:04.570	102.44	1:48.810
9	90	D	Charlie AGG		Chevron B19	31:20.191	17	1:04.781	102.43	1:48.688
10	35	D	Sandy WATSON		Chevron B19	31:44.761	17	1:29.351	101.10	1:49.257
11	34	D	Andrew SCHRYVER		Chevron B21/23	32:05.659	17	1:50.249	100.01	1:50.483
12	23	D	Malcolm SANDERS		Lola T210	30:48.329	16	1 LAP	98.07	1:53.524
13	77	F	Stephen MINOPRIO		Chevron B16	30:48.430	16	1 LAP	98.06	1:54.078
14	29	D	Alexander LIENAU		Chevron B19	31:32.693	16	1 LAP	95.77	1:54.374
15	33	D	Chris ROCHE		Chevron B19	31:35.941	16	1 LAP	95.61	1:55.503
16	42	C	Hugh COLMAN		Chevron B8	30:56.114	15	2 LAPS	91.56	2:00.316
17	22	D	Mike SCOTT		Gropa CMC2	30:55.666	14	3 LAPS	85.48	1:58.652
18	86	D	Hugh PRICE		Chevron B21	24:28.182	13	4 LAPS	100.33	1:50.954
19	50	D	Bob BROOKS		Lola T212	24:29.865	13	4 LAPS	100.22	1:50.991
20	36	D	Jonathan LOADER		Chevron B19	24:53.781	13	4 LAPS	98.61	1:49.645
21	91	B	Robert HARVEY		Chevron B19	8:10.440	4	13 LAPS	92.67	1:59.668
NOT CLASSIFIED										
26	D	George DOUGLAS		Martin BM9/10	30:24.052	12	N.C.F.	74.55	1:55.762	
97	E	Tom THORNTON		GRD S74	15:55.676	8	D.N.F.	94.93	1:54.568	
28	D	Jim GATHERCOLE		Coldwell C14 B	14:10.946	7	D.N.F.	93.31	1:52.444	
FASTEST LAP										
7	A	Peter SCHLEIFER		March 707	1:45.390	9	107.39mph	172.83kph		
60	E	John BURTON		Chevron B26	1:45.692	15	107.08mph	172.34kph		
31	D	John GRANT		Chevron B19	1:47.038	7	105.74mph	170.17kph		
77	F	Stephen MINOPRIO		Chevron B16	1:54.078	5	99.21mph	159.67kph		
91	B	Robert HARVEY		Chevron B19	1:59.668	3	94.58mph	152.21kph		
42	C	Hugh COLMAN		Chevron B8	2:00.316	6	94.07mph	151.39kph		

Weather/Track - Cloudy/Dry
 These results are provisional until the conclusion of any judicial and technical matters.

Silverstone Hist
 Circuit Length = 3.1440 miles.
 Start: 14:46 End: 15:16

Clerk of Course:	Stewards:	Timekeeper:
------------------	-----------	-------------

The Peter Revson Trophy Race for Orwell Supersports Cars LAP CHART

Lap 1			Lap 2			Lap 3			Lap 4			Lap 5		
No	Behind	Laptime	No	Behind	Laptime	No	Behind	Laptime	No	Behind	Laptime	No	Behind	Laptime
7		1:47.525	7		1:47.070	7		1:47.565	7		1:48.067	1		1:48.218
1	0.774	1:48.299	1	0.498	1:46.794	1	0.363	1:47.430	1	0.191	1:47.895	7	0.267	1:48.676
12	3.224	1:50.749	12	4.460	1:48.306	12	5.313	1:48.418	12	4.999	1:47.753	12	3.502	1:46.912
69	4.078	1:51.603	69	5.157	1:48.149	69	5.973	1:48.381	69	5.409	1:47.503	69	4.084	1:47.084
9	8.235	1:55.760	31	11.179	1:49.783	9	15.104	1:51.043	60	16.010	1:48.443	60	13.698	1:46.097
31	8.466	1:55.991	9	11.626	1:50.461	60	15.634	1:49.806	31	17.083	1:49.365	31	16.638	1:47.964
90	9.287	1:56.812	90	12.409	1:50.192	31	15.785	1:52.171	9	17.761	1:50.724	9	19.955	1:50.603
32	9.548	1:57.073	32	12.696	1:50.218	90	16.432	1:51.588	32	18.116	1:49.751	32	20.281	1:50.574
36	9.766	1:57.291	60	13.393	1:49.458	32	16.432	1:51.301	90	18.373	1:50.008	90	20.784	1:50.820
35	9.980	1:57.505	36	14.286	1:51.590	36	17.799	1:51.078	36	20.091	1:50.359	36	22.587	1:50.905
86	10.552	1:58.077	35	14.897	1:51.987	50	19.403	1:51.708	50	23.012	1:51.676	35	24.512	1:49.257
60	11.005	1:58.530	50	15.260	1:50.991	35	19.933	1:52.601	35	23.664	1:51.798	50	26.357	1:51.754
50	11.339	1:58.864	86	16.163	1:52.681	86	20.502	1:51.904	86	24.175	1:51.740	86	27.473	1:51.707
77	16.104	2:03.629	77	23.788	1:54.754	23	31.396	1:54.701	77	38.497	1:55.036	77	44.166	1:54.078
29	16.722	2:04.247	23	24.260	1:54.419	77	31.528	1:55.305	23	38.844	1:55.515	23	44.574	1:54.139
23	16.911	2:04.436	28	27.327	1:57.222	28	32.206	1:52.444	28	39.192	1:55.053	34	44.677	1:53.666
28	17.175	2:04.700	34	30.292	1:56.282	34	35.126	1:52.399	34	39.420	1:52.361	28	45.130	1:54.347
33	18.819	2:06.344	33	31.733	1:59.984	33	41.577	1:57.409	33	52.585	1:59.075	29	1:01.212	1:56.976
42	20.509	2:08.034	22	32.450	1:58.652	29	42.738	1:56.216	29	52.645	1:57.974	33	1:02.369	1:58.193
22	20.868	2:08.393	29	34.087	2:04.435	22	44.358	1:59.473	26	3 LAPS	8:06.785P	97	1:10.588	1:56.544
34	21.080	2:08.605	42	35.440	2:02.001	91	47.984	1:59.668	91	1:00.213	2:00.296	42	1:17.864	2:02.844
91	21.090	2:08.615	91	35.881	2:01.861	42	49.016	2:01.141	97	1:02.453	1:56.701	22	1:32.622	2:11.156
97	33.537	2:21.062	97	42.542	1:56.075	97	53.819	1:58.842	42	1:03.429	2:02.480	26	3 LAPS	2:33.413
									22	1:09.875	2:13.584			

The Peter Revson Trophy Race for Orwell Supersports Cars

LAP CHART

(contd.)

Lap 6			Lap 7			Lap 8			Lap 9			Lap 10		
No	Behind	Laptime	No	Behind	Laptime	No	Behind	Laptime	No	Behind	Laptime	No	Behind	Laptime
1		1:45.917	1		1:46.697	1		1:45.848	1		1:45.697	1		1:46.115
7	1.459	1:47.109	7	1.649	1:46.887	7	1.255	1:45.454	7	0.948	1:45.390	7	2.762	1:47.929
69	4.473	1:46.306	69	4.623	1:46.847	42	1 LAP	2:04.711	69	5.388	1:46.409	29	1 LAP	2:01.109
12	5.006	1:47.421	12	6.966	1:48.657	69	4.676	1:45.901	12	12.057	1:48.375	33	1 LAP	1:58.112
60	14.171	1:46.390	26	4 LAPS	1:59.824	12	9.379	1:48.261	60	15.896	1:46.913	69	5.940	1:46.667
31	17.803	1:47.082	60	14.104	1:46.630	60	14.680	1:46.424	31	22.486	1:48.096	12	14.385	1:48.443
9	23.653	1:49.615	22	1 LAP	2:16.994	31	20.087	1:47.791	42	1 LAP	2:04.514	60	16.860	1:47.079
32	24.272	1:49.908	31	18.144	1:47.038	26	4 LAPS	2:00.143	9	34.561	1:49.443	31	23.566	1:47.195
90	25.220	1:50.353	9	26.575	1:49.619	9	30.815	1:50.088	32	35.113	1:49.415	9	38.997	1:50.551
36	26.575	1:49.905	32	27.223	1:49.648	32	31.395	1:50.020	90	35.410	1:49.432	32	39.699	1:50.701
35	28.456	1:49.861	90	27.778	1:49.255	90	31.675	1:49.745	36	39.008	1:50.682	90	40.032	1:50.737
50	32.638	1:52.198	36	29.523	1:49.645	36	34.023	1:50.348	26	4 LAPS	2:02.639	42	1 LAP	2:03.116
86	34.200	1:52.644	35	32.603	1:50.844	35	36.780	1:50.025	35	41.244	1:50.161	35	49.120	1:53.991
34	50.484	1:51.724	50	38.644	1:52.703	50	44.440	1:51.644	50	50.771	1:52.028	36	50.197	1:57.304
23	53.703	1:55.046	86	39.487	1:51.984	86	44.593	1:50.954	86	51.606	1:52.710	26	4 LAPS	1:58.280
77	54.033	1:55.784	34	54.270	1:50.483	22	1 LAP	2:16.783	34	1:05.166	1:51.176	50	57.512	1:52.856
28	1:05.680	2:06.467	23	1:01.029	1:54.023	34	59.687	1:51.265	22	1 LAP	2:08.545	86	58.461	1:52.970
29	1:11.452	1:56.157	77	1:02.210	1:54.874	23	1:09.425	1:54.244	23	1:18.171	1:54.443	34	1:12.145	1:53.094
33	1:16.804	2:00.352	29	1:22.896	1:58.141	77	1:10.798	1:54.436	77	1:19.647	1:54.546	23	1:28.335	1:56.279
97	1:19.553	1:54.882	33	1:26.977	1:56.870	29	1:35.113	1:58.065				77	1:28.981	1:55.449
42	1:32.263	2:00.316	97	1:27.424	1:54.568	33	1:38.433	1:57.304				22	1 LAP	2:09.080
			28	1:39.696	2:20.713P	97	1:38.578	1:57.002						

The Peter Revson Trophy Race for Orwell Supersports Cars

LAP CHART

(contd.)

Lap 11			Lap 12			Lap 13			Lap 14			Lap 15		
No	Behind	Laptime	No	Behind	Laptime	No	Behind	Laptime	No	Behind	Laptime	No	Behind	Laptime
1		1:45.428	1		1:45.601	1		1:46.315	1		1:46.200	1		1:47.481
7	7.838	1:50.504	7	10.346	1:48.109	77	1 LAP	1:54.591	36	1 LAP	2:22.298P	42	2 LAPS	2:02.637
69	8.394	1:47.882	69	10.921	1:48.128	7	10.846	1:46.815	23	1 LAP	1:56.398	7	12.833	1:48.219
33	1 LAP	1:57.791	12	19.353	1:47.754	69	11.844	1:47.238	77	1 LAP	1:54.916	69	13.629	1:48.637
12	17.200	1:48.243	60	19.722	1:47.556	60	20.161	1:46.754	7	12.095	1:47.449	23	1 LAP	1:55.324
60	17.767	1:46.335	22	2 LAPS	2:24.373	12	21.449	1:48.411	69	12.473	1:46.829	77	1 LAP	1:56.000
29	1 LAP	1:59.344	33	1 LAP	1:57.784	31	31.136	1:47.915	60	20.066	1:46.105	60	18.277	1:45.692
31	25.862	1:47.724	31	29.536	1:49.275	33	1 LAP	1:58.678	12	24.015	1:48.766	12	26.141	1:49.607
9	43.068	1:49.499	29	1 LAP	1:57.564	29	1 LAP	1:57.973	31	32.560	1:47.624	31	32.745	1:47.666
32	43.615	1:49.344	9	49.150	1:51.683	9	51.256	1:48.421	33	1 LAP	1:56.384	32	59.985	1:52.431
90	43.877	1:49.273	32	49.910	1:51.896	32	52.425	1:48.830	29	1 LAP	1:56.456	9	1:00.822	1:53.925
35	54.766	1:51.074	90	50.059	1:51.783	90	53.062	1:49.318	9	54.378	1:49.322	90	1:01.607	1:53.538
42	1 LAP	2:03.697	35	1:01.076	1:51.911	22	2 LAPS	2:16.891	32	55.035	1:48.810	29	1 LAP	1:57.582
36	1:00.819	1:56.050	50	1:10.693	1:52.514	35	1:06.538	1:51.777	90	55.550	1:48.688	33	1 LAP	1:58.989
26	4 LAPS	1:56.279	36	1:11.544	1:56.326	86	1:21.928	1:56.118	35	1:12.987	1:52.649	35	1:18.126	1:52.620
50	1:03.780	1:51.696	86	1:12.125	1:52.668	50	1:23.611	1:59.233	22	2 LAPS	2:14.640	34	1:41.889	1:51.960
86	1:05.058	1:52.025	26	4 LAPS	1:55.762	26	4 LAPS	1:56.979	34	1:37.410	1:53.286	26	4 LAPS	1:56.283
34	1:18.132	1:51.415	42	1 LAP	2:04.219	34	1:30.324	1:52.150	26	4 LAPS	2:00.020			
23	1:36.431	1:53.524	34	1:24.489	1:51.958	42	1 LAP	2:03.456						
77	1:38.272	1:54.719	23	1:45.164	1:54.334									

The Peter Revson Trophy Race for Orwell Supersports Cars

LAP CHART

(contd.)

Lap 16			Lap 17			Lap 18			Lap 19			Lap 20		
No	Behind	Laptime	No	Behind	Laptime	No	Behind	Laptime	No	Behind	Laptime	No	Behind	Laptime
1		1:47.507	1		1:47.968									
22	3 LAPS	2:18.087	26	5 LAPS	1:57.645									
7	13.252	1:47.926	69	13.209	1:47.460									
69	13.717	1:47.595	7	13.803	1:48.519									
60	18.910	1:48.140	60	17.576	1:46.634									
42	2 LAPS	2:05.351	12	27.178	1:47.809									
77	1 LAP	1:56.067	23	1 LAP	1:53.652									
23	1 LAP	1:57.852	77	1 LAP	1:54.246									
12	27.337	1:48.703	31	33.518	1:48.870									
31	32.616	1:47.378	22	3 LAPS	2:19.015									
9	1:02.744	1:49.429	42	2 LAPS	2:07.597									
32	1:03.271	1:50.793	9	1:04.094	1:49.318									
90	1:03.396	1:49.296	32	1:04.570	1:49.267									
29	1 LAP	1:54.374	90	1:04.781	1:49.353									
33	1 LAP	1:57.169	29	1 LAP	1:56.080									
35	1:24.460	1:53.841	33	1 LAP	1:55.503									
34	1:46.088	1:51.706	35	1:29.351	1:52.859									
			34	1:50.249	1:52.129									

The Denny Hulme Trophy Race for World Sports Car Masters

QUALIFYING - Race 12

POS	NO	CL	NAME	NAT	ENTRY	TIME	LAPS	GAP	MPH
1	12	ROD	Jonathan BAKER		Lola T70 MkIIIB	1:53.457	14		99.75
2	28	SIF	Sean WALKER		Chevron B16	1:55.273	13	1.816	98.18
3	17	ROD	Richard MEINS		Lola T70 MkIIIB	1:55.826	15	2.369	97.71
4	88	ROD	SMITH/SMITH		Lola T70 MkIIIB	1:55.874	11	2.417	97.67
5	15	PES	Andre BALLY		Lola T70 MkIIIB	1:56.692	14	3.235	96.99
6	119	SIF	HARVEY/O'CONNELL		Chevron B19	1:57.910	11	4.453	95.99
7	63	BON	SCHRYVER/HADFIELD		Chevron B6	1:58.408	12	4.951	95.58
8	43	BON	SCHRYVER/SCHRYVER		Chevron B8	1:58.727	14	5.270	95.33
9	16	SIF	John GRANT		Chevron B16	1:59.314	13	5.857	94.86
10	55	BON	METHLEY/THOMPSON		Lenham Hurst GT	1:59.360	6	5.903	94.82
11	68	ROD	WILLIAMS/CLARKSON		Lola T160	1:59.617	13	6.160	94.62
12	56	ROD	JONES/AMEY		Lola T70 MkIIIB	1:59.657	13	6.200	94.59
13	151	BOD	Richard DODKINS		McLaren M1B	2:00.002	5	6.545	94.31
14	29	BON	DRAVYSON/STRETTON		Chevron B8	2:00.369	15	6.912	94.03
15	58	BON	BURNETT/STEVENS		Chevron B8	2:00.504	15	7.047	93.92
16	39	BON	WATSON/IRVINE		Chevron B8	2:00.651	13	7.194	93.81
17	60	SIF	YATES/HAMMOND		Chevron B16	2:00.767	14	7.310	93.72
18	27	SIF	ALBUQUERQUE/STRETTON		Chevron B16	2:00.903	7	7.446	93.61
19	122	BON	MINSHAW/MINSHAW		Chevron B8	2:01.256	14	7.799	93.34
20	51	SIF	COUSINS/PYE		Chevron B23	2:01.455	13	7.998	93.19
21	19	BON	CHILES/CHILES Jnr		Chevron B8	2:01.461	12	8.004	93.18
22	32	BON	ALLISON/NELSON		Chevron B8	2:02.342	14	8.885	92.51
23	22	HAG	PHILLIPS/WILLIAMS		Cooper Monaco	2:02.551	11	9.094	92.35
24	30	BON	Stuart TIZZARD		Lenham Spyder	2:02.873	10	9.416	92.11
25	8	BON	Tony BIANCHI		Chevron B8	2:03.136	13	9.679	91.91
26	37	SIF	Jerry HOOPER		Chevron B8	2:04.404	8	10.947	90.98
27	69	PES	Roger WILLS		Daren Mk2	2:04.624	13	11.167	90.82
28	123	BAR	HANCOCK/COOKE		Lotus 23B	2:04.717	14	11.260	90.75
29	6	BON	Andrew MIDDLETON		Taydec Mk3	2:06.258	13	12.801	89.64
30	21	SIF	Keith MARTIN		Dulon Porsche LD11P	2:06.476	12	13.019	89.49
31	26	BAR	HIBBERD/WOODHOUSE		Lotus 23B	2:07.104	14	13.647	89.04
32	18	BAR	BAREILLE/GLETTON		Lotus 23	2:07.609	13	14.152	88.69
33	53	BON	Robert SHAW		Chevron B8	2:08.280	11	14.823	88.23
34	31	BAR	JOLLY/FARTHING		Lotus 23B	2:08.364	13	14.907	88.17
35	20	PES	Nick FAURE		Porsche RSR	2:08.454	9	14.997	88.11
36	70	BON	Yves JUNNE		Porsche 910	2:10.068	13	16.611	87.01
37	57	BAR	WILSON/CHAMBERS		Elva Mk VII	2:10.612	13	17.155	86.65
38	143	BAR	DELANE/WILLIS		Brabham BT5	2:11.097	13	17.640	86.33
39	111	HAG	COOK/ROSS-JONES		Attila Mk3	2:12.217	12	18.760	85.60
40	36	BON	SCHLESINGER/ANDRUET		Grac MT14	2:12.940	14	19.483	85.13
41	99	BAR	WILLIAMS/WILLIAMS		Merlyn MK6	2:15.220	12	21.763	83.70
42	54	BON	Jim CHAPMAN		Ginetta G16	7:41.632	3	5:48.175	24.51
43	76	ROD	VERGERS/BARAZI		Porsche 917	7:58.874	1	6:05.417	23.63

Car 22 Illegal Number E.11.3.11, Cars 8,26,31,39,99,111,151 please fit working transponders Silverstone Hist
Weather/Track - Bright/Dry Circuit Length = 3.1440 miles.
These results are provisional until the conclusion of any judicial and technical matters. Start: 13:38 End: 14:15

Clerk of Course:	Stewards:	Timekeeper:
------------------	-----------	-------------

The Denny Hulme Trophy Race for World Sports Car Masters LAP ANALYSIS

6	Andrew MIDDLETON	Taydec Mk3
1 - 8:05.992	6 - 2:09.094	11 - 2:07.205
2 - 2:19.616	7 - 2:06.925	12 - 2:06.258
3 - 9:35.018	8 - 2:30.544P	13 - 2:07.455
4 - 2:14.443	9 - 4:11.079	
5 - 2:11.415	10 - 2:06.376	
8	Tony BIANCHI	Chevron B8
1 - 7:29.440	6 - 2:04.970	11 - 2:06.276
2 - 2:13.500	7 - 2:04.192	12 - 2:04.074
3 - 9:41.120	8 - 2:03.136	13 - 2:18.229P
4 - 2:05.530	9 - 2:05.674	
5 - 2:03.672	10 - 2:04.195	
12	Jonathan BAKER	Lola T70 MkIIIB
1 - 7:28.623	6 - 2:06.820P	11 - 3:15.234
2 - 2:00.204	7 - 4:13.257	12 - 1:53.563
3 - 9:14.531	8 - 1:56.357	13 - 1:53.818
4 - 2:01.285	9 - 1:53.496	14 - 1:53.457
5 - 1:53.805	10 - 2:03.939P	
15	Andre BALLY	Lola T70 MkIIIB
1 - 7:18.427	6 - 1:57.029	11 - 2:03.665
2 - 2:09.725	7 - 1:58.534	12 - 1:59.262
3 - 9:21.801	8 - 2:02.223	13 - 1:59.305
4 - 1:58.252	9 - 1:59.732	14 - 2:39.499P
5 - 1:56.692	10 - 2:03.759	
16	John GRANT	Chevron B16
1 - 7:43.085	6 - 5:33.276	11 - 2:03.448
2 - 2:16.140	7 - 2:09.675	12 - 1:59.314
3 - 9:25.353	8 - 2:01.174	13 - 2:00.457
4 - 2:05.411	9 - 2:01.126	
5 - 2:18.824P	10 - 2:25.167	
17	Richard MEINS	Lola T70 MkIIIB
1 - 7:15.976	6 - 2:07.502	11 - 2:18.848
2 - 2:10.173	7 - 2:06.634	12 - 1:57.224
3 - X:00.000	8 - 1:57.694	13 - 1:55.826
4 - 2:04.840	9 - 2:01.376	14 - 1:56.536
5 - 2:00.563	10 - 1:59.739	15 - 1:56.874
18	BAREILLE/GLETON	Lotus 23
1 - 7:20.334	6 - 2:07.609	11 - 2:27.303
2 - 2:14.756	7 - 2:08.453	12 - 2:24.310
3 - X:00.000	8 - 2:28.128P	13 - 2:24.790
4 - 2:10.831	9 - 4:17.016	
5 - 2:08.451	10 - 2:30.587	

The Denny Hulme Trophy Race for World Sports Car Masters

LAP ANALYSIS

(contd.)

19	CHILES/CHILES Jnr	Chevron B8
1 - 7:17.738	6 - 2:04.228	11 - 2:04.000
2 - 2:19.951	7 - 2:03.367	12 - 2:01.461
3 - 9:56.694	8 - 2:19.500P	
4 - 2:07.549	9 - 3:11.228	
5 - 2:04.922	10 - 2:07.430	
20	Nick FAURE	Porsche RSR
1 - 7:40.660	6 - 2:09.036	
2 - 2:14.770	7 - 2:08.454	
3 - 9:28.759	8 - 2:08.495	
4 - 2:09.900	9 - 2:30.016P	
5 - 2:10.533		
21	Keith MARTIN	Dulon Porsche LD11P
1 - 7:24.393	6 - 2:08.440	11 - 2:09.252
2 - 2:19.224	7 - 2:07.357	12 - 2:06.476
3 - X:00.000	8 - 2:25.928P	
4 - 2:12.646	9 - 5:33.194	
5 - 2:10.960	10 - 2:08.267	
22	PHILLIPS/WILLIAMS	Cooper Monaco
1 - 7:28.181	6 - 2:27.193P	11 - 2:26.641P
2 - 2:18.754	7 - 4:26.597	
3 - 9:41.644	8 - 2:05.824	
4 - 2:19.424	9 - 2:04.798	
5 - 2:12.661	10 - 2:02.551	
26	HIBBERD/WOODHOUSE	Lotus 23B
1 - 8:00.339	6 - 2:08.433	11 - 2:11.529
2 - 2:12.528	7 - 2:07.104	12 - 2:08.609
3 - 9:21.224	8 - 2:19.807P	13 - 2:09.645
4 - 2:10.635	9 - 3:25.247	14 - 2:07.867
5 - 2:11.520	10 - 2:12.744	
27	ALBUQUERQUE/STRETTON	Chevron B16
1 - 7:55.987	6 - 2:02.349	
2 - 2:12.985	7 - 2:21.891P	
3 - 9:16.828		
4 - 2:04.629		
5 - 2:00.903		
28	Sean WALKER	Chevron B16
1 - 7:24.859	6 - 2:10.238P	11 - 1:55.273
2 - 2:09.649	7 - 5:55.285	12 - 2:19.266
3 - X:00.000	8 - 1:58.757	13 - 1:56.187
4 - 2:01.093	9 - 1:56.884	
5 - 1:59.841	10 - 2:08.300	

The Denny Hulme Trophy Race for World Sports Car Masters

LAP ANALYSIS

(contd.)

29	DRAYSON/STRETTON	Chevron B8
1 - 7:43.980	6 - 2:07.382	11 - 2:05.417
2 - 2:17.539	7 - 2:05.191	12 - 2:05.896
3 - 9:27.211	8 - 2:04.362	13 - 2:01.391
4 - 2:05.848	9 - 2:04.318	14 - 2:00.369
5 - 2:05.356	10 - 2:02.659	15 - 2:03.380
30	Stuart TIZZARD	Lenham Spyder
1 - 7:48.718	6 - 2:04.979	
2 - 2:19.678	7 - 2:02.878	
3 - 9:54.315	8 - 2:02.873	
4 - 2:09.067	9 - 2:02.945	
5 - 2:07.152	10 - 3:23.010P	
31	JOLLY/FARTHING	Lotus 23B
1 - 7:58.834	6 - 2:11.388	11 - 2:08.430
2 - 2:17.082	7 - 2:29.868P	12 - 2:08.406
3 - 9:37.113	8 - 4:00.083	13 - 2:08.364
4 - 2:13.313	9 - 2:10.674	
5 - 2:14.354	10 - 2:09.378	
32	ALLISON/NELSON	Chevron B8
1 - 7:41.984	6 - 2:03.311	11 - 2:05.167
2 - 2:14.461	7 - 2:24.155P	12 - 2:05.408
3 - 9:58.961	8 - 3:38.596	13 - 2:04.002
4 - 2:03.090	9 - 2:06.192	14 - 2:03.012
5 - 2:02.342	10 - 2:05.324	
36	SCHLESINGER/ANDRUET	Grac MT14
1 - 7:37.781	6 - 2:15.106	11 - 2:14.032
2 - 2:34.669	7 - 2:14.227	12 - 2:13.431
3 - X:00.000	8 - 2:15.138	13 - 2:13.603
4 - 2:17.194	9 - 2:17.476	14 - 2:12.940
5 - 2:21.474	10 - 2:14.404	
37	Jerry HOOPER	Chevron B8
1 - 7:37.481	6 - 2:52.470P	
2 - 2:14.234	7 - 7:38.895	
3 - 9:40.282	8 - 3:39.651P	
4 - 2:06.195		
5 - 2:04.404		
39	WATSON/IRVINE	Chevron B8
1 - 9:52.503	6 - 2:05.913	11 - 3:12.734
2 - 9:17.718	7 - 2:02.979	12 - 2:03.342
3 - 2:00.941	8 - 2:03.351	13 - 2:00.651
4 - 2:01.398	9 - 2:09.022	
5 - 2:02.179	10 - 2:22.866P	

The Denny Hulme Trophy Race for World Sports Car Masters

LAP ANALYSIS

(contd.)

43	SCHRYVER/SCHRYVER	Chevron B8
1 - 7:39.059	6 - 1:59.056	11 - 2:14.890
2 - 2:10.542	7 - 2:05.586	12 - 2:04.074
3 - 9:15.297	8 - 1:58.920	13 - 2:02.624
4 - 1:58.888	9 - 2:26.935P	14 - 2:48.058
5 - 1:58.727	10 - 3:40.361	
51	COUSINS/PYE	Chevron B23
1 - 7:38.620	6 - 2:44.783P	11 - 2:02.092
2 - 2:17.393	7 - 4:25.867	12 - 2:01.455
3 - 9:40.838	8 - 2:06.723	13 - 2:03.945
4 - 2:08.120	9 - 2:04.010	
5 - 2:07.679	10 - 2:04.065	
53	Robert SHAW	Chevron B8
1 - 7:54.250P	6 - 2:10.193	11 - 2:29.178
2 - X:00.000	7 - 2:26.725P	
3 - 2:12.589	8 - 6:39.620	
4 - 2:11.325	9 - 2:13.009	
5 - 2:08.280	10 - 2:08.522	
54	Jim CHAPMAN	Ginetta G16
1 - 7:41.632		
2 - 2:36.687P		
3 - 9:42.541		
55	METHLEY/THOMPSON	Lenham Hurst GT
1 - 7:48.846	6 - 2:25.160P	
2 - 2:07.238		
3 - 9:54.074		
4 - 1:59.360		
5 - 2:01.665		
56	JONES/AMEY	Lola T70 MkIIIB
1 - 7:38.196	6 - 1:59.657	11 - 2:16.688
2 - 2:12.159	7 - 2:00.389	12 - 2:31.101P
3 - 9:49.099	8 - 2:10.603P	13 - 3:19.803
4 - 2:04.614	9 - 3:51.671	
5 - 1:59.841	10 - 2:17.523	
57	WILSON/CHAMBERS	Elva Mk VII
1 - 7:38.984	6 - 2:23.710P	11 - 2:12.398
2 - 2:23.170	7 - 3:33.573	12 - 2:13.584
3 - 9:29.515	8 - 2:16.157	13 - 2:11.554
4 - 2:12.068	9 - 2:14.519	
5 - 2:10.612	10 - 2:12.855	

Car 22 Illegal Number E.11.3.11, Cars 8,26,31,39,99,111,151 please fit working transponders
Weather/Track - Bright/Dry

Silverstone Hist
Circuit Length = 3.1440 miles.
Start: 13:38 End: 14:15

The Denny Hulme Trophy Race for World Sports Car Masters

LAP ANALYSIS

(contd.)

58	BURNETT/STEVENS	Chevron B8
1 - 7:41.040	6 - 2:00.935	11 - 2:01.136
2 - 2:11.816	7 - 2:11.087P	12 - 2:00.504
3 - 9:15.478	8 - 2:59.807	13 - 2:00.782
4 - 2:01.279	9 - 2:01.851	14 - 2:05.178
5 - 2:00.549	10 - 2:01.980	15 - 2:02.109
60	YATES/HAMMOND	Chevron B16
1 - 7:39.038	6 - 2:23.769P	11 - 2:09.479
2 - 2:49.557P	7 - 3:33.877	12 - 2:08.812
3 - 8:42.220	8 - 2:12.465	13 - 2:07.738
4 - 2:00.767	9 - 2:12.869	14 - 2:08.552
5 - 2:01.317	10 - 2:08.389	
63	SCHRYVER/HADFIELD	Chevron B6
1 - 7:11.223	6 - 1:59.044	11 - 2:02.523
2 - 2:01.767	7 - 1:59.764	12 - 2:37.622P
3 - 9:33.754	8 - 2:17.288P	
4 - 1:59.576	9 - 2:47.359	
5 - 1:58.408	10 - 2:00.460	
68	WILLIAMS/CLARKSON	Lola T160
1 - 7:49.416	6 - 2:29.017P	11 - 2:12.279
2 - 2:07.303	7 - 4:21.565	12 - 2:12.648
3 - 9:27.986	8 - 2:10.885	13 - 2:12.477
4 - 1:59.617	9 - 2:11.650	
5 - 2:02.991	10 - 2:11.249	
69	Roger WILLS	Daren Mk2
1 - 7:56.329	6 - 2:06.596	11 - 2:05.082
2 - 2:13.819	7 - 2:20.634	12 - 2:30.105P
3 - 9:24.670	8 - 2:04.624	13 - 4:42.096
4 - 2:11.011	9 - 2:05.141	
5 - 2:08.212	10 - 2:07.428	
70	Yves JUNNE	Porsche 910
1 - 8:47.044	6 - 2:13.037	11 - 2:10.068
2 - X:00.000	7 - 2:12.979	12 - 2:12.752
3 - 2:12.758	8 - 2:17.099	13 - 2:10.793
4 - 2:14.955	9 - 2:13.919	
5 - 2:15.352	10 - 2:15.176	
76	VERGERS/BARAZI	Porsche 917
1 - 7:58.874		

The Denny Hulme Trophy Race for World Sports Car Masters

LAP ANALYSIS

(contd.)

88	SMITH/SMITH	Lola T70 MkIIIB
1 - 7:33.192	6 - 1:55.874	11 - 2:10.986P
2 - 2:15.642	7 - 1:57.626	
3 - 9:57.362	8 - 2:12.651P	
4 - 1:59.341	9 - 5:51.631P	
5 - 1:56.655	10 - 3:53.120	
99	WILLIAMS/WILLIAMS	Merlyn MK6
1 - 8:08.545	6 - 2:15.220	11 - 2:37.910
2 - 2:27.030	7 - 2:29.032P	12 - 2:54.328P
3 - 9:20.720	8 - 4:22.294	
4 - 2:16.497	9 - 2:40.111	
5 - 2:21.477	10 - 2:35.492	
111	COOK/ROSS-JONES	Attila Mk3
1 - 7:27.329	6 - 2:12.217	11 - 2:16.903
2 - 2:28.235	7 - 2:12.944	12 - 2:16.115
3 - X:00.000	8 - 2:25.746P	
4 - 2:16.743	9 - 4:52.957	
5 - 2:15.230	10 - 2:16.128	
119	HARVEY/O'CONNELL	Chevron B19
1 - 8:05.928	6 - 2:03.538	11 - 2:11.115P
2 - 2:10.876	7 - 2:01.205	
3 - 9:29.240	8 - 2:17.928P	
4 - 2:03.245	9 - 3:36.343	
5 - 2:05.227	10 - 1:57.910	
122	MINSHAW/MINSHAW	Chevron B8
1 -	6 - 2:03.527	11 - 2:09.910
2 - 9:59.431	7 - 2:23.642P	12 - 2:01.837
3 - 9:23.793	8 - 3:19.411	13 - 2:01.256
4 - 2:04.777	9 - 2:04.811	14 - 2:03.266
5 - 2:03.201	10 - 2:03.086	
123	HANCOCK/COOKE	Lotus 23B
1 - 8:03.864	6 - 3:05.561	11 - 2:05.128
2 - 2:20.268	7 - 2:07.284	12 - 2:04.844
3 - 9:17.208	8 - 2:06.290	13 - 2:04.717
4 - 2:14.208	9 - 2:06.607	14 - 2:07.058
5 - 2:27.358P	10 - 2:07.094	
143	DELANE/WILLIS	Brabham BT5
1 - 8:10.480	6 - 2:14.809	11 - 2:13.345
2 - 2:24.793	7 - 2:27.611P	12 - 2:11.097
3 - 9:42.877	8 - 3:20.009	13 - 2:12.609
4 - 2:17.217	9 - 2:17.595	
5 - 2:19.474	10 - 2:11.889	

Car 22 Illegal Number E.11.3.11, Cars 8,26,31,39,99,111,151 please fit working transponders
Weather/Track - Bright/Dry

Silverstone Hist
Circuit Length = 3.1440 miles.
Start: 13:38 End: 14:15

The Denny Hulme Trophy Race for World Sports Car Masters

LAP ANALYSIS

(contd.)


151	Richard DODKINS	McLaren M1B
1 -	X:00.000	
2 -	2:01.325	
3 -	2:00.002	
4 -	2:00.869	
5 -	2:28.714P	

The Denny Hulme Trophy Race for World Sports Car Masters

GRID - Race 12

ROW 22	76	VERGERS/BARAZI	
ROW 21	99	WILLIAMS/WILLIAMS	54
ROW 20	111	COOK/ROSS-JONES	36
ROW 19	57	WILSON/CHAMBERS	143
ROW 18	20	FAURE	70
ROW 17	53	SHAW	31
ROW 16	26	HIBBERD/WOODHOUSE	18
ROW 15	6	MIDDLETON	21
ROW 14	69	WILLS	123
ROW 13	8	BIANCHI	37
ROW 12	22	PHILLIPS/WILLIAMS	30
ROW 11	19	CHILES/CHILES	32
ROW 10	122	MINSHAW/MINSHAW	51
ROW 9	60	YATES/HAMMOND	27
ROW 8	58	BURNETT/STEVENS	39
ROW 7	151	DODKINS	29
ROW 6	68	WILLIAMS/CLARKSON	56
ROW 5	16	GRANT	55
ROW 4	63	SCHRYVER/HADFIELD	43
ROW 3	15	BALLY	119
ROW 2	17	MEINS	88
ROW 1	12	BAKER	28

POLE



Car 22 Illegal Number E.11.3.11, Cars 8,26,31,39,99,111,151 please fit working transponders Silverstone Hist
 Weather/Track - Bright/Dry Circuit Length = 3.1440 miles.
 These results are provisional until the conclusion of any judicial and technical matters. Start: 13:38 End: 14:15

Clerk of Course:	Stewards:	Timekeeper:
------------------	-----------	-------------

The Denny Hulme Trophy Race for World Sports Car Masters

RACE RESULT - Race 12

POS	NO	CL	NAME	NAT	ENTRY	TIME	LAPS	GAP	MPH	BEST
1	12	ROD	Jonathan BAKER		Lola T70 MkIIIB	1:00:17.590	29		90.78	1:53.263
2	63	BONS	SCHRYVER/HADFIELD		Chevron B6	1:01:09.227	29	51.637	89.50	1:58.484
3	119	SIF	HARVEY/O'CONNELL		Chevron B19	1:01:37.680	29	1:20.090	88.81	1:56.806
4	17	RODR	Richard MEINS		Lola T70 MkIIIB	1:01:46.887	29	1:29.297	88.59	1:55.645
5	32	BON	ALLISON/NELSON		Chevron B8	1:00:20.481	28	1 LAP	87.58	2:01.372
6	19	BON	CHILES/CHILES Jnr		Chevron B8	1:00:50.292	28	1 LAP	86.86	1:59.981
7	22	HAG	PHILLIPS/WILLIAMS		Cooper Monaco	1:00:53.663	28	1 LAP	86.78	2:01.949
8	68	ROD	WILLIAMS/CLARKSON		Lola T160	1:00:53.825	28	1 LAP	86.78	1:56.712
9	43	BONS	SCHRYVER/SCHRYVER		Chevron B8	1:00:55.327	28	1 LAP	86.74	1:58.730
10	39	BON	WATSON/IRVINE		Chevron B8	1:01:01.769	28	1 LAP	86.59	2:01.221
11	16	SIF	John GRANT		Chevron B16	1:01:26.503	28	1 LAP	86.01	1:59.386
12	29	BON	Paul DRAYSON		Chevron B8	1:01:34.456	28	1 LAP	85.82	1:59.750
13	6	BON	Andrew MIDDLETON		Taydec Mk3	1:01:48.416	28	1 LAP	85.50	2:01.117
14	30	BON	Stuart TIZZARD		Lenham Spyder	1:01:57.364	28	1 LAP	85.30	2:01.859
15	27	SIF	ALBUQUERQUE/STRETTON		Chevron B16	56:58.923	27	2 LAPS	89.43	1:52.841
16	21	SIF	Keith MARTIN		Dulon Porsche LD11P	1:00:36.009	27	2 LAPS	84.09	2:04.649
17	37	SIF	Jerry HOOPER		Chevron B8	1:00:52.607	27	2 LAPS	83.71	2:02.098
18	31	BAR	JOLLY/FARTHING		Lotus 23B	1:01:05.518	27	2 LAPS	83.41	2:06.325
19	111	HAG	COOK/ROSS-JONES		Attila Mk3	1:01:11.734	27	2 LAPS	83.27	2:05.605
20	26	BAR	HIBBERD/WOODHOUSE		Lotus 23B	1:01:13.845	27	2 LAPS	83.23	2:06.358
21	20	PES	Nick FAURE		Porsche RSR	1:01:15.764	27	2 LAPS	83.18	2:09.233
22	122	BON	MINSHAW/MINSHAW		Chevron B8	1:01:26.105	27	2 LAPS	82.95	2:02.221
23	53	BON	Robert SHAW		Chevron B8	1:01:30.268	27	2 LAPS	82.85	2:06.229
24	18	BAR	BAREILLE/GLETTON		Lotus 23	1:01:40.626	27	2 LAPS	82.62	2:05.116
25	70	BON	Yves JUNNE		Porsche 910	1:01:45.911	27	2 LAPS	82.51	2:08.089
26	57	BAR	WILSON/CHAMBERS		Elva Mk VII	1:01:55.429	27	2 LAPS	82.29	2:08.907
27	88	ROD	SMITH/SMITH		Lola T70 MkIIIB	1:00:33.038	26	3 LAPS	81.04	1:56.236
28	36	BONS	SCHLESINGER/ANDRUET		Grac MT14	1:00:38.332	26	3 LAPS	80.93	2:10.149
29	51	SIF	COUSINS/PYE		Chevron B23	1:00:38.995	26	3 LAPS	80.91	2:02.202
30	99	BAR	WILLIAMS/WILLIAMS		Merlyn MK6	1:01:07.829	25	4 LAPS	77.19	2:12.507
31	143	BAR	DELANE/WILLIS		Brabham BT5	1:01:09.049	25	4 LAPS	77.16	2:05.334
32	28	SIF	Sean WALKER		Chevron B16	1:00:20.527	23	6 LAPS	71.95	1:55.162

NOT CLASSIFIED

55	BON	METHLEY/THOMPSON		Lenham Hurst GT	51:27.810	22	D.N.F.	80.69	1:58.889
56	ROD	JONES/AMEY		Lola T70 MkIIIB	35:20.610	15	D.N.F.	80.14	1:58.921
54	BON	Jim CHAPMAN		Ginetta G16	36:43.948	15	D.N.F.	77.11	2:10.690
15	PES	Andre BALLY		Lola T70 MkIIIB	19:37.917	9	D.N.F.	86.62	1:59.061
8	BON	BIANCHI/ATTWOOD		Chevron B8	14:48.874	7	D.N.F.	89.33	2:02.931
60	SIF	YATES/HAMMOND		Chevron B16	14:54.193	7	D.N.F.	88.80	2:00.535
58	BON	Gareth BURNETT		Chevron B8	12:34.833	6	D.N.F.	90.20	2:02.120
69	PES	Roger WILLS		Daren Mk2	6:28.094	3	D.N.F.	87.94	2:03.335
123	BAR	HANCOCK/COOKE		Lotus 23B	7:07.189	3	D.N.F.	79.89	2:15.889

FASTEST LAP

27	SIF	ALBUQUERQUE/STRETTON		Chevron B16	1:52.841	19	100.30mph	161.42kph
12	ROD	Jonathan BAKER		Lola T70 MkIIIB	1:53.263	22	99.93mph	160.82kph
63	BONS	SCHRYVER/HADFIELD		Chevron B6	1:58.484	23	95.52mph	153.73kph
15	PES	Andre BALLY		Lola T70 MkIIIB	1:59.061	4	95.06mph	152.99kph
22	HAG	PHILLIPS/WILLIAMS		Cooper Monaco	2:01.949	17	92.81mph	149.36kph
18	BAR	BAREILLE/GLETTON		Lotus 23	2:05.116	24	90.46mph	145.58kph

Silverstone Hist

Circuit Length = 3.1440 miles.

Start: 16:27 End: 17:28

Weather/Track - Cloudy/Dry
 These results are provisional until the conclusion of any judicial and technical matters.

Clerk of Course:	Stewards:	Timekeeper:
------------------	-----------	-------------

The Denny Hulme Trophy Race for World Sports Car Masters

LAP CHART

Lap 1			Lap 2			Lap 3			Lap 4			Lap 5		
No	Behind	Laptime	No	Behind	Laptime	No	Behind	Laptime	No	Behind	Laptime	No	Behind	Laptime
12		1:58.290	12		1:55.765	12		1:55.061	12		1:55.590	12		1:55.734
17	5.258	2:03.548	88	6.636	1:56.881	88	8.191	1:56.616	99	1 LAP	2:26.689	88	10.946	1:57.843
88	5.520	2:03.810	17	10.203	2:00.710	17	14.293	1:59.151	88	8.837	1:56.236	68	21.108	1:59.587
63	6.996	2:05.286	68	11.357	1:59.061	68	14.763	1:58.467	68	17.255	1:58.082	43	26.051	2:01.665
43	7.321	2:05.611	63	11.637	2:00.406	63	16.069	1:59.493	63	20.003	1:59.524	63	26.448	2:02.179
15	7.718	2:06.008	43	12.106	2:00.550	43	16.205	1:59.160	43	20.120	1:59.505	17	26.957	2:02.165
68	8.061	2:06.351	55	12.692	1:59.975	55	16.520	1:58.889	17	20.526	2:01.823	55	27.359	2:01.666
55	8.482	2:06.772	15	12.957	2:01.004	15	17.417	1:59.521	15	20.888	1:59.061	15	28.656	2:03.502
56	10.279	2:08.569	56	14.095	1:59.581	56	17.955	1:58.921	55	21.427	2:00.497	56	29.211	2:03.242
119	11.377	2:09.667	60	16.854	2:00.535	60	23.169	2:01.376	56	21.703	1:59.338	99	1 LAP	2:30.834
60	12.084	2:10.374	119	18.538	2:02.926	119	24.919	2:01.442	60	29.602	2:02.023	60	35.570	2:01.702
16	12.119	2:10.409	58	18.946	2:02.302	58	26.235	2:02.350	119	31.675	2:02.346	119	38.871	2:02.930
58	12.409	2:10.699	16	19.603	2:03.249	16	26.423	2:01.881	16	33.316	2:02.483	58	39.845	2:02.120
27	13.775	2:12.065	27	24.085	2:06.075	27	30.847	2:01.823	58	33.459	2:02.814	16	40.846	2:03.264
51	14.401	2:12.691	122	25.056	2:04.408	122	33.112	2:03.117	27	36.971	2:01.714	27	45.288	2:04.051
29	16.301	2:14.591	19	26.133	2:05.296	32	33.389	2:02.127	32	40.520	2:02.721	32	49.391	2:04.605
122	16.413	2:14.703	32	26.323	2:04.944	19	34.781	2:03.709	122	41.272	2:03.750	122	50.223	2:04.685
19	16.602	2:14.892	30	26.983	2:04.553	30	36.548	2:04.626	19	42.224	2:03.033	19	50.757	2:04.267
32	17.144	2:15.434	37	29.636	2:05.739	37	38.702	2:04.127	30	45.792	2:04.834	30	55.833	2:05.775
30	18.195	2:16.485	69	30.055	2:03.335	69	38.978	2:03.984	37	46.882	2:03.770	51	56.637	2:03.397
37	19.662	2:17.952	8	30.694	2:06.285	8	40.136	2:04.503	8	47.477	2:02.931	6	56.926	2:04.290
8	20.174	2:18.464	29	32.791	2:12.255	6	41.827	2:03.737	6	48.370	2:02.133	8	59.409	2:07.666
69	22.485	2:20.775	6	33.151	2:05.842	51	42.362	2:02.289	51	48.974	2:02.202	39	1:00.357	2:05.676
28	23.674	2:21.964P	39	33.499	2:04.329	39	43.131	2:04.693	39	50.415	2:02.874	37	1:00.556	2:09.408
6	23.074	2:21.364	51	35.134	2:16.498	29	45.241	2:07.511	29	56.357	2:06.706	29	1:08.606	2:07.983
22	24.396	2:22.686	22	37.623	2:08.992	22	50.643	2:08.081	22	1:04.294	2:09.241	22	1:18.751	2:10.191
39	24.935	2:23.225	21	38.883	2:08.296	26	53.214	2:09.097	26	1:05.630	2:08.006	26	1:19.318	2:09.422
21	26.352	2:24.642	26	39.178	2:08.074	21	53.699	2:09.877	21	1:07.381	2:09.272	21	1:19.512	2:07.865
26	26.869	2:25.159	53	42.613	2:10.212	31	58.168	2:08.675	31	1:12.029	2:09.451	31	1:29.417	2:13.122
53	28.166	2:26.456	31	44.554	2:09.333	53	58.673	2:11.121	53	1:13.554	2:10.471	20	1:30.612	2:11.125
31	30.986	2:29.276	70	46.307	2:09.514	20	1:01.578	2:09.430	20	1:15.221	2:09.233	53	1:31.645	2:13.825
70	32.558	2:30.848	20	47.209	2:09.984	70	1:02.186	2:10.940	111	1:17.665	2:10.225	70	1:34.218	2:11.397
20	32.990	2:31.280	111	49.107	2:09.409	111	1:03.030	2:08.984	70	1:18.555	2:11.959	111	1:36.115	2:14.184
123	34.826	2:33.116	54	52.539	2:11.962	54	1:08.168	2:10.690	54	1:23.312	2:10.734	54	1:40.417	2:12.839
111	35.463	2:33.753	18	55.608	2:15.375	57	1:16.658	2:14.838	57	1:32.940	2:11.872	57	1:52.410	2:15.204
18	35.998	2:34.288	36	56.461	2:15.272	18	1:17.251	2:16.704	18	1:38.305	2:16.644			
57	36.164	2:34.454	57	56.881	2:16.482	36	1:17.610	2:16.210	36	1:39.567	2:17.547			
54	36.342	2:34.632	123	57.245	2:18.184	123	1:18.073	2:15.889	143	1:43.410	2:20.243			
36	36.954	2:35.244	143	58.133	2:15.437	143	1:18.757	2:15.685						
143	38.461	2:36.751	99	1:24.058	2:27.662									
99	52.161	2:50.451												

The Denny Hulme Trophy Race for World Sports Car Masters

LAP CHART

(contd.)

Lap 6			Lap 7			Lap 8			Lap 9			Lap 10		
No	Behind	Laptime	No	Behind	Laptime	No	Behind	Laptime	No	Behind	Laptime	No	Behind	Laptime
12		1:58.968	12		1:57.475	12		1:57.801	12		1:57.531	12		2:11.206P
36	1 LAP	2:19.504	54	1 LAP	2:19.986	70	1 LAP	2:10.430	31	1 LAP	2:09.219	31	1 LAP	2:11.782
18	1 LAP	2:23.360	57	1 LAP	2:15.537	53	1 LAP	2:13.842	20	1 LAP	2:10.474	20	1 LAP	2:13.100
143	1 LAP	2:18.763	88	18.524	2:02.903	111	1 LAP	2:11.513	70	1 LAP	2:10.604	70	1 LAP	2:12.955
88	13.096	2:01.118	36	1 LAP	2:16.146	54	1 LAP	2:11.828	99	2 LAPS	2:28.437	99	2 LAPS	2:30.152
68	23.478	2:01.338	68	27.913	2:01.910	88	20.013	1:59.290	53	1 LAP	2:11.618	111	1 LAP	2:26.921
43	28.303	2:01.220	18	1 LAP	2:19.643	122	1 LAP	3:11.637	111	1 LAP	2:10.305	88	36.657	2:26.751
63	28.649	2:01.169	143	1 LAP	2:20.465	57	1 LAP	2:14.023	88	21.112	1:58.630	68	37.390	2:18.847
55	28.983	2:00.592	55	31.386	1:59.878	68	29.195	1:59.083	68	29.749	1:58.085	54	1 LAP	2:20.264
17	31.130	2:03.141	63	31.872	2:00.698	55	33.269	1:59.684	122	1 LAP	2:06.272	55	43.813	2:19.556
15	31.633	2:01.945	43	32.064	2:01.236	63	34.178	2:00.107	54	1 LAP	2:13.937	63	44.163	2:19.178
56	32.431	2:02.188	15	33.946	1:59.788	43	35.849	2:01.586	55	35.463	1:59.725	43	44.715	2:18.044
60	39.437	2:02.835	17	36.686	2:03.031	15	36.967	2:00.822	63	36.191	1:59.544	57	1 LAP	2:14.384
119	44.151	2:04.248	56	36.885	2:01.929	36	1 LAP	2:16.061	43	37.877	1:59.559	53	1 LAP	2:40.008P
16	46.207	2:04.329	28	5 LAPS	12:02.821	17	41.605	2:02.720	57	1 LAP	2:11.820	122	1 LAP	2:27.126P
27	49.437	2:03.117	119	50.428	2:03.752	56	41.995	2:02.911	17	49.905	2:05.831	27	1:44.845	2:48.803
32	53.986	2:03.563	16	51.159	2:02.427	28	5 LAPS	2:00.536	56	51.325	2:06.861	17	1:46.055	3:07.356P
58	55.425	2:14.548P	27	54.747	2:02.785	18	1 LAP	2:21.074	28	5 LAPS	2:00.133	56	1:47.660	3:07.541P
19	56.224	2:04.435	32	1:01.391	2:04.880	143	1 LAP	2:20.707	36	1 LAP	2:16.733	28	5 LAPS	3:07.194P
30	1:02.462	2:05.597	19	1:02.522	2:03.773	16	56.228	2:02.870	16	1:02.571	2:03.874	18	1 LAP	2:46.023
51	1:03.743	2:06.074	30	1:09.774	2:04.787	119	57.238	2:04.611	119	1:07.194	2:07.487	39	1:50.277	2:36.178
6	1:04.003	2:06.045	6	1:11.246	2:04.718	27	59.789	2:02.843	27	1:07.248	2:04.990	36	1 LAP	3:02.675P
8	1:05.351	2:04.910	51	1:11.716	2:05.448	32	1:09.220	2:05.630	143	1 LAP	2:18.071	16	1:54.009	3:02.644P
39	1:05.598	2:04.209	8	1:11.991	2:04.115	19	1:09.633	2:04.912	18	1 LAP	2:19.638	119	1:55.359	2:59.371P
122	1:07.429	2:16.174P	39	1:12.282	2:04.159	6	1:16.054	2:02.609	30	1:22.648	2:03.574	143	1 LAP	2:54.019P
99	1 LAP	2:33.543	60	1:17.310	2:35.348P	30	1:16.605	2:04.632	6	1:24.232	2:05.709	30	1:58.458	2:47.016P
37	1:10.760	2:09.172	37	1:19.327	2:06.042	51	1:19.338	2:05.423	39	1:25.305	2:03.372	21	1:59.449	2:11.689
29	1:15.529	2:05.891	29	1:24.532	2:06.478	39	1:19.464	2:04.983	32	1:28.153	2:16.464P	6	2:03.174	2:50.148P
21	1:28.174	2:07.630	21	1:37.659	2:06.960	37	1:25.400	2:03.874	19	1:32.613	2:20.511P	22	2:02.815	2:13.031
22	1:30.075	2:10.292	22	1:40.381	2:07.781	29	1:30.470	2:03.739	51	1:35.307	2:13.500P	26	2:11.466	2:19.563P
26	1:30.589	2:10.239	26	1:40.806	2:07.692	21	1:47.420	2:07.562	21	1:58.966	2:09.077	32	2:22.331	3:05.384
31	1:41.489	2:11.040	99	1 LAP	2:30.103	22	1:49.016	2:06.436	22	2:00.990	2:09.505	19	2:22.746	3:01.339
20	1:43.664	2:12.020	31	1:53.838	2:09.824	26	1:50.635	2:07.630	26	2:03.109	2:10.005	31	2:28.286	2:19.985
53	1:45.407	2:12.730	20	1:57.637	2:11.448				15	2:05.702	3:26.266P	20	2:29.419	2:14.746
70	1:46.053	2:10.803							37	2:07.357	2:39.488P	70	2:30.684	2:14.655
111	1:50.513	2:13.366							29	2:08.968	2:36.029P	99	1 LAP	2:29.028
												111	3:04.096	2:28.857

The Denny Hulme Trophy Race for World Sports Car Masters

LAP CHART

(contd.)

Lap 11			Lap 12			Lap 13			Lap 14			Lap 15		
No	Behind	Laptime	No	Behind	Laptime	No	Behind	Laptime	No	Behind	Laptime	No	Behind	Laptime
88		2:28.132	88		2:27.915	88		3:07.356	68		2:46.825	68		1:57.187
68	0.487	2:27.886	68	0.566	2:27.994	68	0.433	3:07.223	43	0.179	2:46.001	43	2.337	1:59.345
37	1 LAP	3:09.869	37	1 LAP	2:27.934	37	1 LAP	3:06.954	37	1 LAP	2:46.625	28	6 LAPS	1:58.579
55	3.118	2:24.094	43	1.974	2:26.203	43	1.436	3:06.818	30	1 LAP	2:45.675	29	1 LAP	2:02.527
43	3.686	2:23.760	12	2.570	2:25.911	30	1 LAP	3:04.721	29	1 LAP	2:45.535	30	1 LAP	2:04.339
12	4.574	3:09.363	30	1 LAP	3:39.135	29	1 LAP	3:04.325	28	6 LAPS	2:45.206	37	1 LAP	2:04.965
29	1 LAP	3:16.465	29	1 LAP	2:24.208	28	6 LAPS	3:04.250	6	1 LAP	2:45.366	16	1 LAP	2:02.514
54	1 LAP	2:33.129P	28	6 LAPS	3:49.738	6	1 LAP	3:02.574	16	1 LAP	2:45.263	6	1 LAP	2:03.706
63	14.363	2:34.989P	6	1 LAP	3:38.578	16	1 LAP	3:03.148	56	1 LAP	2:45.192	63	10.625	2:00.318
57	1 LAP	2:35.848P	16	1 LAP	3:48.159	12	6.300	3:11.086P	21	1 LAP	2:46.014	56	1 LAP	2:03.855
51	1 LAP	4:34.541	55	10.895	2:35.692P	56	1 LAP	2:54.048	31	1 LAP	2:46.855	21	1 LAP	2:04.911
122	1 LAP	3:10.953	56	1 LAP	4:04.722	21	1 LAP	4:15.506	26	1 LAP	2:46.914	27	17.525	1:58.070
27	1:08.241	2:28.185P	26	1 LAP	3:54.225	31	1 LAP	3:52.176	63	7.494	2:46.462	31	1 LAP	2:08.495
18	1 LAP	2:28.807	63	33.202	2:46.754	26	1 LAP	2:42.191	70	1 LAP	2:47.557	111	1 LAP	3:10.942
39	1:24.576	2:39.088P	51	1 LAP	2:12.362	63	8.290	2:42.444	88	10.861	2:58.119P	122	1 LAP	2:05.216
21	1:26.514	2:31.854P	122	1 LAP	2:12.302	70	1 LAP	3:47.235	51	1 LAP	2:48.001	26	1 LAP	2:09.325
53	1 LAP	3:45.626	18	1 LAP	2:18.816	51	1 LAP	2:39.394	122	1 LAP	2:47.414	12	22.839	2:03.053
22	1:29.203	2:31.177P	57	1 LAP	3:20.991	122	1 LAP	2:39.414	57	1 LAP	2:41.728	70	1 LAP	2:11.260
32	1:29.342	2:11.800	54	1 LAP	3:25.897	57	1 LAP	2:17.303	54	1 LAP	2:42.455	51	1 LAP	2:09.867
19	1:29.983	2:12.026	53	1 LAP	2:12.777	54	1 LAP	2:17.511	53	1 LAP	2:42.538	57	1 LAP	2:10.351
20	1:41.608	2:16.978	32	1:12.999	2:11.572	53	1 LAP	2:15.155	32	15.762	2:42.193	19	27.114	2:08.010
31	1:50.287	2:26.790P	19	1:13.797	2:11.729	32	20.827	2:15.184	19	16.291	2:42.299	32	31.085	2:12.510
70	1:57.324	2:31.429P	20	1:26.636	2:12.943	19	21.250	2:14.809	27	16.642	2:33.712	53	1 LAP	2:16.097
143	1 LAP	3:16.915	27	1:31.400	2:51.074	18	1 LAP	2:32.438P	12	16.973	2:57.931	119	58.653	2:00.115
17	2:09.289	3:28.023	143	1 LAP	2:19.938	27	30.188	2:06.144	99	2 LAPS	3:54.989	17	1:00.613	2:03.019
36	1 LAP	3:22.857	17	2:01.528	2:20.154	20	40.465	2:21.185P	55	54.306	2:24.116	54	1 LAP	2:46.323
119	2:10.636	3:20.066	36	1 LAP	2:20.370	55	1:17.448	4:13.909	143	1 LAP	2:24.141	22	1:04.776	2:05.112
99	1 LAP	2:28.128	119	2:03.037	2:20.316	143	1 LAP	2:24.206	17	54.781	2:23.962	99	2 LAPS	2:17.627
111	2:27.342	2:28.035	22	2:03.635	3:02.347	17	1:18.077	2:23.905	36	1 LAP	2:24.415	18	1 LAP	2:06.915
			39	2:29.808	3:33.147	36	1 LAP	2:23.325	119	55.725	2:24.168	39	1:09.310	2:06.580
			111	2:38.055	2:38.628	119	1:18.815	2:23.134	22	56.851	2:24.786	143	1 LAP	2:13.681
			99	1 LAP	2:49.271P	22	1:19.323	2:23.044	18	1 LAP	3:17.277	36	1 LAP	2:13.695
						39	1:35.591	2:13.139	39	59.917	2:11.584	55	1:12.315	2:15.196
						111	1:52.105	2:21.406P	20	1:29.886	3:36.679	20	1:47.031	2:14.332

The Denny Hulme Trophy Race for World Sports Car Masters

LAP CHART

(contd.)

Lap 16			Lap 17			Lap 18			Lap 19			Lap 20		
No	Behind	Laptime	No	Behind	Laptime	No	Behind	Laptime	No	Behind	Laptime	No	Behind	Laptime
68		1:56.712	43		1:59.643	27		1:55.077	27		1:52.841	27		1:54.452
28	6 LAPS	1:56.532	20	1 LAP	2:14.047	63	3.924	1:59.306	12	7.114	1:54.276	143	2 LAPS	2:12.186
88	1 LAP	3:47.139	68	3.362	2:07.360P	12	5.679	1:55.828	63	10.185	1:59.102	36	2 LAPS	2:10.149
43	4.355	1:58.730	29	1 LAP	2:01.741	29	1 LAP	2:01.450	29	1 LAP	2:01.126	12	8.396	1:55.734
29	1 LAP	2:01.867	63	9.295	2:00.177	43	7.296	2:11.973P	16	1 LAP	2:00.509	55	1 LAP	2:11.335
16	1 LAP	2:00.556	27	9.600	1:56.965	16	1 LAP	2:01.320	30	1 LAP	2:02.341	63	15.437	1:59.704
63	13.116	1:59.203	16	1 LAP	2:02.124	20	1 LAP	2:12.796	6	1 LAP	2:04.415	99	3 LAPS	2:13.372
37	1 LAP	2:02.957	37	1 LAP	2:02.913	30	1 LAP	2:03.657	37	1 LAP	2:06.909	16	1 LAP	2:00.624
30	1 LAP	2:03.314	30	1 LAP	2:03.138	37	1 LAP	2:04.191	20	1 LAP	2:12.282	29	1 LAP	2:02.205
6	1 LAP	2:02.924	12	14.528	1:56.082	6	1 LAP	2:02.197	122	1 LAP	2:03.427	30	1 LAP	2:02.577
56	1 LAP	2:01.712	6	1 LAP	2:04.292	21	1 LAP	2:06.073	21	1 LAP	2:05.180	6	1 LAP	2:01.472
27	16.633	1:55.820	88	1 LAP	2:22.027	122	1 LAP	2:05.429	31	1 LAP	2:07.495	122	1 LAP	2:02.580
12	22.444	1:56.317	21	1 LAP	2:06.316	31	1 LAP	2:08.324	32	50.075	2:04.772	20	1 LAP	2:12.203
21	1 LAP	2:05.981	122	1 LAP	2:03.010	88	1 LAP	2:19.551	119	54.282	1:58.387	21	1 LAP	2:04.649
122	1 LAP	2:04.144	31	1 LAP	2:06.892	32	38.144	2:03.449	51	1 LAP	2:08.693	37	1 LAP	2:25.911P
31	1 LAP	2:07.407	19	34.049	2:03.759	111	1 LAP	2:07.349	26	1 LAP	2:11.414	119	57.620	1:57.790
111	1 LAP	2:10.070	111	1 LAP	2:08.019	51	1 LAP	2:05.778	111	1 LAP	2:13.163	32	59.036	2:03.413
26	1 LAP	2:09.767	26	1 LAP	2:08.082	26	1 LAP	2:08.121	17	1:05.739	2:00.664	31	1 LAP	2:07.216
19	34.288	2:03.886	51	1 LAP	2:06.963	119	48.736	1:58.253	88	1 LAP	2:21.934	51	1 LAP	2:07.241
51	1 LAP	2:08.158	32	39.372	2:03.129	70	1 LAP	2:10.701	70	1 LAP	2:12.085	17	1:09.278	1:57.991
70	1 LAP	2:09.976	70	1 LAP	2:09.789	57	1 LAP	2:10.213	57	1 LAP	2:12.013	111	1 LAP	2:06.470
32	40.241	2:05.868	57	1 LAP	2:09.476	19	53.375	2:24.003P	53	1 LAP	2:09.791	26	1 LAP	2:07.325
57	1 LAP	2:10.535	53	1 LAP	2:07.795	53	1 LAP	2:08.391	43	1:15.038	3:00.583	70	1 LAP	2:11.377
53	1 LAP	2:09.168	119	55.160	1:58.064	17	57.916	1:59.945	22	1:15.858	2:02.637	53	1 LAP	2:08.437
119	1:01.094	1:59.153	17	1:02.648	2:00.283	22	1:06.062	2:02.662	68	1:19.179	2:03.389	22	1:25.752	2:04.346
17	1:06.363	2:02.462	22	1:08.077	2:01.949	68	1:08.631	3:09.946	19	1:35.529	2:34.995	43	1:26.644	2:06.058
22	1:10.126	2:02.062	18	1 LAP	2:05.766	18	1 LAP	2:05.541	39	1:35.819	2:03.056	68	1:28.078	2:03.351
18	1 LAP	2:06.522	39	1:27.517	2:02.307	39	1:25.604	2:02.764	18	1 LAP	2:07.965	57	1 LAP	2:13.209
143	1 LAP	2:11.138	143	1 LAP	2:12.284	143	1 LAP	2:10.524	28	5 LAPS	1:56.593	88	1 LAP	2:21.024
36	1 LAP	2:12.954	36	1 LAP	2:11.973	36	1 LAP	2:11.989				19	1:42.214	2:01.137
39	1:29.208	2:16.610	55	1:40.164	2:13.039	28	5 LAPS	1:57.709				39	1:43.125	2:01.758
55	1:31.123	2:15.520	99	2 LAPS	2:14.377	55	1:48.017	2:12.530				28	5 LAPS	1:56.074
99	2 LAPS	2:19.551	28	5 LAPS	1:56.332	99	2 LAPS	2:13.432				18	1 LAP	2:07.498
54	1 LAP	2:31.761P												
28	5 LAPS	1:56.073												

The Denny Hulme Trophy Race for World Sports Car Masters

LAP CHART

(contd.)

Lap 21			Lap 22			Lap 23			Lap 24			Lap 25		
No	Behind	Laptime	No	Behind	Laptime	No	Behind	Laptime	No	Behind	Laptime	No	Behind	Laptime
27		1:54.434	27		1:53.215	27		1:54.478	27		1:54.316	27		1:56.836
12	8.474	1:54.512	88	2 LAPS	2:15.976	19	1 LAP	2:00.554	28	6 LAPS	1:55.936	31	2 LAPS	2:08.459
63	20.735	1:59.732	12	8.522	1:53.263	70	2 LAPS	2:10.368	68	1 LAP	2:03.089	143	4 LAPS	2:08.736
36	2 LAPS	2:11.621	18	2 LAPS	2:08.064	39	1 LAP	2:01.520	12	8.473	1:54.678	28	6 LAPS	1:58.234
16	1 LAP	2:01.194	63	26.388	1:58.868	12	8.111	1:54.067	19	1 LAP	2:01.782	37	2 LAPS	2:03.671
29	1 LAP	2:01.666	16	1 LAP	2:00.537	57	2 LAPS	2:12.591	39	1 LAP	2:02.410	22	1 LAP	2:05.451
55	1 LAP	2:12.458	29	1 LAP	2:00.334	51	2 LAPS	2:46.032P	53	2 LAPS	2:10.241	12	6.482	1:54.845
99	3 LAPS	2:13.360	36	2 LAPS	2:12.430	18	2 LAPS	2:06.431	70	2 LAPS	2:11.393	43	1 LAP	2:05.720
30	1 LAP	2:01.859	30	1 LAP	2:02.949	122	2 LAPS	2:49.589	57	2 LAPS	2:09.437	68	1 LAP	2:04.246
6	1 LAP	2:01.777	6	1 LAP	2:02.540	88	2 LAPS	2:23.137	18	2 LAPS	2:05.268	26	2 LAPS	2:10.925
143	2 LAPS	2:38.557P	99	3 LAPS	2:13.080	63	30.394	1:58.484	122	2 LAPS	2:04.685	111	2 LAPS	2:09.586
119	1:00.435	1:57.249	119	1:04.392	1:57.172	16	1 LAP	1:59.396	63	35.196	1:59.118	19	1 LAP	2:00.863
21	1 LAP	2:07.328	55	1 LAP	2:30.260P	29	1 LAP	1:59.750	16	1 LAP	2:00.228	39	1 LAP	2:01.221
20	1 LAP	2:12.470	21	1 LAP	2:06.085	6	1 LAP	2:01.117	29	1 LAP	2:01.099	53	2 LAPS	2:07.424
32	1:07.119	2:02.517	32	1:15.276	2:01.372	30	1 LAP	2:03.233	55	2 LAPS	3:32.427P	70	2 LAPS	2:10.172
17	1:15.115	2:00.271	17	1:19.761	1:57.861	36	2 LAPS	2:11.810	88	2 LAPS	2:17.468	63	37.775	1:59.415
31	1 LAP	2:07.416	20	1 LAP	2:10.726	119	1:06.720	1:56.806	6	1 LAP	2:01.677	57	2 LAPS	2:09.322
122	1 LAP	2:30.232P	31	1 LAP	2:07.981	99	3 LAPS	2:12.507	30	1 LAP	2:03.638	122	2 LAPS	2:03.727
51	1 LAP	2:08.233	26	1 LAP	2:06.745	17	1:23.324	1:58.041	119	1:09.791	1:57.387	18	2 LAPS	2:06.031
111	1 LAP	2:08.948	111	1 LAP	2:08.557	32	1:23.993	2:03.195	36	2 LAPS	2:10.811	16	1 LAP	2:00.712
26	1 LAP	2:08.412	22	1:44.429	2:02.707	21	1 LAP	2:06.052	17	1:26.158	1:57.150	29	1 LAP	2:01.412
22	1:34.937	2:03.619	37	1 LAP	2:03.078	20	1 LAP	2:10.467	99	3 LAPS	2:12.986	6	1 LAP	2:02.750
37	1 LAP	2:31.568	43	1:45.665	2:02.315	31	1 LAP	2:07.150	32	1:32.695	2:03.018	119	1:09.979	1:57.024
43	1:36.565	2:04.355	68	1:47.810	2:02.593	143	3 LAPS	4:43.953	51	2 LAPS	3:07.402	88	2 LAPS	2:15.496
68	1:38.432	2:04.788	53	1 LAP	2:06.229	26	1 LAP	2:06.358	21	1 LAP	2:05.567	30	1 LAP	2:02.990
53	1 LAP	2:09.492	28	5 LAPS	1:56.720	22	1:52.082	2:02.131	20	1 LAP	2:10.023	17	1:24.967	1:55.645
70	1 LAP	2:11.404				37	1 LAP	2:02.098				36	2 LAPS	2:10.550
57	1 LAP	2:10.643				43	1:53.119	2:01.932				32	1:39.329	2:03.470
19	1:49.856	2:02.076				111	1 LAP	2:06.771				51	2 LAPS	2:08.785
28	5 LAPS	1:55.779										21	1 LAP	2:05.147
39	1:50.827	2:02.136										99	3 LAPS	2:14.185

The Denny Hulme Trophy Race for World Sports Car Masters

LAP CHART

(contd.)

Lap 26			Lap 27			Lap 28			Lap 29			Lap 30		
No	Behind	Laptime	No	Behind	Laptime	No	Behind	Laptime	No	Behind	Laptime	No	Behind	Laptime
27		1:57.750	12		1:53.654	12		1:54.240	12		1:55.528			
28	6 LAPS	1:57.436	28	6 LAPS	1:55.888	28	6 LAPS	1:55.162	32	1 LAP	2:02.891			
12	2.533	1:53.801	99	4 LAPS	2:14.678	36	3 LAPS	2:11.321	28	6 LAPS	1:55.638			
20	2 LAPS	2:10.187	37	2 LAPS	2:03.734	21	2 LAPS	2:04.827	88	3 LAPS	2:16.145			
31	2 LAPS	2:06.325	22	1 LAP	2:04.248	51	3 LAPS	2:07.185	21	2 LAPS	2:05.374			
37	2 LAPS	2:03.604	19	1 LAP	2:00.264	37	2 LAPS	2:02.943	36	3 LAPS	2:11.091			
22	1 LAP	2:03.379	68	1 LAP	2:03.001	19	1 LAP	2:01.376	51	3 LAPS	2:05.247			
43	1 LAP	2:02.547	31	2 LAPS	2:09.239	22	1 LAP	2:03.515	19	1 LAP	2:00.576			
143	4 LAPS	2:09.262	43	1 LAP	2:06.702	68	1 LAP	2:02.613	37	2 LAPS	2:03.111			
68	1 LAP	2:03.197	20	2 LAPS	2:14.307	43	1 LAP	2:02.694	22	1 LAP	2:02.255			
19	1 LAP	1:59.981	143	4 LAPS	2:09.057	99	4 LAPS	2:15.137	68	1 LAP	2:01.614			
111	2 LAPS	2:06.735	39	1 LAP	2:02.714	31	2 LAPS	2:07.473	43	1 LAP	2:01.812			
26	2 LAPS	2:08.126	27	31.101	2:27.288P	39	1 LAP	2:03.777	39	1 LAP	2:02.286			
39	1 LAP	2:01.974	111	2 LAPS	2:07.205	143	4 LAPS	2:08.996	31	2 LAPS	2:08.118			
53	2 LAPS	2:06.773	26	2 LAPS	2:07.147	20	2 LAPS	2:11.055	99	4 LAPS	2:14.250			
63	39.308	1:59.283	63	42.764	1:59.643	111	2 LAPS	2:06.728	143	4 LAPS	2:05.334			
122	2 LAPS	2:03.410	53	2 LAPS	2:09.793	26	2 LAPS	2:06.715	63	51.637	1:59.339			
70	2 LAPS	2:10.151	122	2 LAPS	2:02.221	63	47.826	1:59.302	111	2 LAPS	2:05.605			
18	2 LAPS	2:05.116	16	1 LAP	2:03.044	53	2 LAPS	2:07.092	26	2 LAPS	2:07.166			
57	2 LAPS	2:09.420	18	2 LAPS	2:07.095	122	2 LAPS	2:03.611	20	2 LAPS	2:10.244			
16	1 LAP	2:00.081	70	2 LAPS	2:10.677	16	1 LAP	1:59.386	122	2 LAPS	2:02.869			
29	1 LAP	2:01.459	29	1 LAP	2:01.956	29	1 LAP	2:02.541	16	1 LAP	2:00.278			
119	1:09.514	1:57.285	57	2 LAPS	2:09.629	18	2 LAPS	2:05.740	53	2 LAPS	2:07.166			
6	1 LAP	2:01.743	119	1:10.709	1:57.382	119	1:15.202	1:58.733	29	1 LAP	2:01.607			
30	1 LAP	2:02.035	6	1 LAP	2:01.829	70	2 LAPS	2:08.143	119	1:20.090	2:00.416			
17	1:24.352	1:57.135	30	1 LAP	2:03.459	57	2 LAPS	2:08.907	18	2 LAPS	2:06.587			
88	2 LAPS	2:17.013	17	1:24.233	1:56.068	6	1 LAP	2:01.623	70	2 LAPS	2:08.089			
32	1:43.473	2:01.894	88	2 LAPS	2:14.528	17	1:27.288	1:57.295	17	1:29.297	1:57.537			
36	2 LAPS	2:11.579	32	1:49.768	2:02.482	30	1 LAP	2:03.580	6	1 LAP	2:01.241			
21	1 LAP	2:06.275							57	2 LAPS	2:15.199			
51	2 LAPS	2:07.591							30	1 LAP	2:02.845			

The James Hunt Trophy for Invitation F1 Cars with Grand Prix Masters

QUALIFYING - Race 8

POS	NO	CL	NAME	NAT	ENTRY	TIME	LAPS	GAP	MPH
1	20	LAU	Peter WUENSCH		Wolf WR1	1:43.970	12		108.86
2	10	FIT	Manfredo ROSSI		Brabham BT42	1:44.938	9	0.968	107.85
3	16	LAU	Chris PERKINS		Surtees TS16	1:45.402	10	1.432	107.38
4	63	LAU	John CROWSON		Ensign MN177	1:45.527	10	1.557	107.25
5	35	LAU	Peter DUNN		March 761	1:45.703	10	1.733	107.07
6	26	LAU	Frank LYONS		Mclaren M26	1:46.137	11	2.167	106.64
7	14	LAU	Steve ALLEN		Fittipaldi F5A	1:47.528	8	3.558	105.26
8	5	LAU	Chris LOCKE		Lotus 77	1:49.125	11	5.155	103.72
9	80	INV	Sidney HOOLE		Lotus 80	1:51.025	9	7.055	101.94
10	1	FIT	Jean Louis DURET		Lotus 76	1:51.146	10	7.176	101.83
11	8	LAU	Brian REDMAN		March 761	1:53.163	7	9.193	100.01
12	27	STE	Mike LITTLEWOOD		BRM P153	1:55.160	6	11.190	98.28
13	21	LAU	Nick RINI		Surtees TS19	1:55.515	10	11.545	97.98
14	4	STE	Robb LAMPLOUGH		March 711	1:55.729	9	11.759	97.80
15	11	LAU	Lorina MCLAUGHLIN		Mclaren M23	1:56.488	11	12.518	97.16
16	7	FIT	Ron MAYDON		Amon F101	1:58.617	8	14.647	95.42
17	12	CLA	Crispin BESLEY		Cooper T86 Alfa	2:01.718	10	17.748	92.98
18	56	FIT	David BROWN		March 721	2:02.295	8	18.325	92.55
19	24	LAU	Judy LYONS		Hesketh 308E	2:19.558	9	35.588	81.10
20	15	CLA	Brian WILSON		Brabham BT24	2:21.267	6	37.297	80.12

Cars 4, 8, 18 and 80 Please Fit Working Transponders

Weather/Track - Bright/Dry

These results are provisional until the conclusion of any judicial and technical matters.

Silverstone Hist

Circuit Length = 3.1440 miles.

Start: 14:19 End: 14:44

Clerk of Course:	Stewards:	Timekeeper:
------------------	-----------	-------------

The James Hunt Trophy for Invitation F1 Cars with Grand Prix Masters

LAP ANALYSIS

1	Jean Louis DURET	Lotus 76
	1 - 9:32.583 6 - 2:09.747P 2 - 2:00.588 7 - 4:18.066 3 - 1:56.882 8 - 1:51.146 4 - 2:11.488 9 - 1:51.260 5 - 1:59.297 10 - 1:52.273	
4	Robb LAMPLOUGH	March 711
	1 - X:00.000 6 - 1:55.729 2 - 2:15.837 7 - 1:56.767 3 - 2:01.379 8 - 1:57.352 4 - 2:00.379 9 - 1:56.340 5 - 2:03.291	
5	Chris LOCKE	Lotus 77
	1 - 8:53.640 6 - 1:51.424 11 - 2:03.004P 2 - 1:56.718 7 - 1:49.125 3 - 1:58.410 8 - 1:52.084 4 - 2:08.407P 9 - 1:52.377 5 - 3:13.705 10 - 1:51.535	
7	Ron MAYDON	Amon F101
	1 - X:00.000 6 - 2:14.262P 2 - 2:02.402 7 - 3:48.763 3 - 1:59.834 8 - 2:06.846 4 - 1:58.617 5 - 2:00.324	
8	Brian REDMAN	March 761
	1 - 9:11.766 6 - 1:53.287 2 - 2:00.198 7 - 2:13.579P 3 - 1:53.629 4 - 1:53.163 5 - 1:55.403	
10	Manfredo ROSSI	Brabham BT42
	1 - 9:42.506 6 - 5:14.961 2 - 1:55.263 7 - 1:58.697 3 - 1:51.833 8 - 1:47.276 4 - 2:31.332 9 - 1:44.938 5 - 2:02.868P	
11	Lorina MCLAUGHLIN	Mclaren M23
	1 - 9:25.767 6 - 1:59.956 11 - 1:59.606 2 - 2:07.128 7 - 1:59.265 3 - 2:08.757 8 - 2:02.753 4 - 2:04.246 9 - 1:56.915 5 - 2:05.741 10 - 1:56.488	

The James Hunt Trophy for Invitation F1 Cars with Grand Prix Masters LAP ANALYSIS

(contd.)

12	Crispin BESLEY	Cooper T86 Alfa	
1 -	9:57.423	6 - 2:04.347	
2 -	2:05.553	7 - 2:03.187	
3 -	2:04.421	8 - 2:02.866	
4 -	2:03.605	9 - 2:01.718	
5 -	2:02.863	10 - 2:07.186	
14	Steve ALLEN	Fittipaldi F5A	
1 -	8:56.250	6 - 8:11.317	
2 -	1:55.918	7 - 1:48.424	
3 -	1:55.720	8 - 1:48.712	
4 -	1:47.528		
5 -	2:13.752P		
15	Brian WILSON	Brabham BT24	
1 -	X:00.000	6 - 2:40.545P	
2 -	2:22.907		
3 -	2:23.815		
4 -	2:24.532		
5 -	2:21.267		
16	Chris PERKINS	Surtees TS16	
1 -	X:00.000	6 - 1:45.402	
2 -	1:47.949	7 - 1:47.598	
3 -	1:46.636	8 - 1:46.080	
4 -	1:46.244	9 - 1:46.453	
5 -	1:45.701	10 - 2:07.489P	
20	Peter WUENSCH	Wolf WR1	
1 -	8:35.330	6 - 1:47.552	11 - 1:44.010
2 -	1:46.693	7 - 1:51.575	12 - 1:50.499
3 -	1:43.970	8 - 1:59.379	
4 -	1:48.718	9 - 1:45.509	
5 -	1:47.151	10 - 1:44.469	
21	Nick RINI	Surtees TS19	
1 -	9:12.914	6 - 1:57.952	
2 -	2:06.677	7 - 1:57.263	
3 -	1:55.515	8 - 2:31.080P	
4 -	1:56.508	9 - 3:35.291	
5 -	1:58.917	10 - 1:56.817	
24	Judy LYONS	Hesketh 308E	
1 -	9:30.586	6 - 2:19.558	
2 -	2:28.249	7 - 2:26.040	
3 -	2:28.076	8 - 2:24.423	
4 -	2:30.643	9 - 2:22.769	
5 -	2:25.230		


The James Hunt Trophy for Invitation F1 Cars with Grand Prix Masters LAP ANALYSIS

(contd.)

26	Frank LYONS	Mclaren M26
1 -	8:40.390	6 - 2:08.013P 11 - 1:46.447
2 -	1:48.267	7 - 3:53.924
3 -	1:49.849	8 - 1:48.486
4 -	1:49.135	9 - 1:47.553
5 -	1:50.064	10 - 1:46.137
27	Mike LITTLEWOOD	BRM P153
1 -	X:00.000P	6 - 2:21.008P
2 -	3:03.964	
3 -	1:55.160	
4 -	2:06.961	
5 -	2:04.738	
35	Peter DUNN	March 761
1 -	X:00.000	6 - 1:46.643
2 -	1:55.743	7 - 1:48.402
3 -	1:55.470	8 - 1:46.499
4 -	1:52.170	9 - 1:46.068
5 -	1:49.881	10 - 1:45.703
56	David BROWN	March 721
1 -	X:00.000	6 - 2:40.007P
2 -	2:07.247	7 - 4:59.869
3 -	2:03.922	8 - 2:02.295
4 -	2:08.885	
5 -	2:03.992	
63	John CROWSON	Ensign MN177
1 -	9:23.028	6 - 2:01.560P
2 -	1:49.774	7 - 4:56.575
3 -	1:46.187	8 - 1:45.639
4 -	1:49.028	9 - 1:46.109
5 -	1:47.679	10 - 1:45.527
80	Sidney HOOLE	Lotus 80
1 -	X:00.000	6 - 4:21.915
2 -	1:54.752	7 - 1:52.413
3 -	1:53.335	8 - 1:51.025
4 -	1:52.872	9 - 1:52.754
5 -	2:10.391P	

The James Hunt Trophy for Invitation F1 Cars with Grand Prix Masters

GRID - Race 8

ROW 10	2:19.558 24 LYONS	2:21.267 15 WILSON
ROW 9	2:01.718 12 BESLEY	2:02.295 56 BROWN
ROW 8	1:56.488 11 MCLAUGHLIN	1:58.617 7 MAYDON
ROW 7	1:55.515 21 RINI	1:55.729 4 LAMPLOUGH
ROW 6	1:53.163 8 REDMAN	1:55.160 27 LITTLEWOOD
ROW 5	1:51.025 80 HOOLE	1:51.146 1 DURET
ROW 4	1:47.528 14 ALLEN	1:49.125 5 LOCKE
ROW 3	1:45.703 35 DUNN	1:46.137 26 LYONS
ROW 2	1:45.402 16 PERKINS	1:45.527 63 CROWSON
ROW 1	1:43.970 20 WUENSCH	1:44.938 10 ROSSI
POLE		
		

Cars 4, 8, 18 and 80 Please Fit Working Transponders

Weather/Track - Bright/Dry

These results are provisional until the conclusion of any judicial and technical matters.

Silverstone Hist

Circuit Length = 3.1440 miles.

Start: 14:19 End: 14:44

Clerk of Course:

Stewards:

Timekeeper:

The James Hunt Trophy for Invitation F1 Cars with Grand Prix Masters

RACE RESULT - Race 8

POS	NO	CL	NAME	NAT	ENTRY	TIME	LAPS	GAP	MPH	BEST
1	20	LAU	Peter WUENSCH		Wolf WR1	26:38.044	15		106.35	1:44.513
2	10	FIT	Manfredo ROSSI		Brabham BT42	26:54.597	15	16.553	105.26	1:45.058
3	63	LAU	John CROWSON		Ensign MN177	26:55.589	15	17.545	105.19	1:46.280
4	35	LAU	Peter DUNN		March 761	26:56.238	15	18.194	105.15	1:46.188
5	14	LAU	Steve ALLEN		Fittipaldi F5A	27:20.808	15	42.764	103.57	1:46.215
6	26	LAU	Frank LYONS		Mclaren M26	27:42.587	15	1:04.543	102.22	1:47.968
7	8	LAU	Brian REDMAN		March 761	27:56.940	15	1:18.896	101.34	1:48.616
8	16	LAU	Chris PERKINS		Surtees TS16	27:03.330	14	1 LAP	97.72	1:44.352
9	21	LAU	Nick RINI		Surtees TS19	27:10.258	14	1 LAP	97.30	1:52.539
10	11	LAU	Lorina MCLAUGHLIN		Mclaren M23	28:14.929	14	1 LAP	93.59	1:52.684
11	12	CLA	Crispian BESLEY		Cooper T86 Alfa	28:18.661	13	2 LAPS	86.72	2:02.382
12	15	CLA	Brian WILSON		Brabham BT24	27:08.531	12	3 LAPS	83.50	2:11.140
13	24	LAU	Judy LYONS		Hesketh 308E	27:57.333	12	3 LAPS	81.07	2:15.982

NOT CLASSIFIED

5	LAU	Chris LOCKE	Lotus 77	21:24.522	11	D.N.F.	97.06	1:48.240
4	STE	Robs LAMPLOUGH	March 711	19:24.530	10	D.N.F.	97.34	1:52.461
7	FIT	Ron MAYDON	Amon F101	17:23.828	9	D.N.F.	97.75	1:52.789
1	FIT	Jean Louis DURET	Lotus 76	8:48.711	2	D.N.F.	43.14	5:58.375
56	FIT	David BROWN	March 721	2:09.326	1	D.N.F.	88.88	2:09.326

FASTEST LAP

16	LAU	Chris PERKINS	Surtees TS16	1:44.352	10	108.46mph	174.55kph
10	FIT	Manfredo ROSSI	Brabham BT42	1:45.058	3	107.73mph	173.38kph
4	STE	Robs LAMPLOUGH	March 711	1:52.461	9	100.64mph	161.96kph
12	CLA	Crispian BESLEY	Cooper T86 Alfa	2:02.382	8	92.48mph	148.83kph

Cars 4, 7, 8, 16 Please Fit Working Transponders

Weather/Track - Bright/Dry

These results are provisional until the conclusion of any judicial and technical matters.

Silverstone Hist

Circuit Length = 3.1440 miles.

Start: 13:49 End: 14:16

Clerk of Course:	Stewards:	Timekeeper:
------------------	-----------	-------------

The James Hunt Trophy for Invitation F1 Cars with Grand Prix Masters

LAP CHART

Lap 1			Lap 2			Lap 3			Lap 4			Lap 5		
No	Behind	Laptime	No	Behind	Laptime	No	Behind	Laptime	No	Behind	Laptime	No	Behind	Laptime
20		1:48.418	20		1:45.605	20		1:45.763	20		1:45.975	20		1:46.209
10	0.663	1:49.081	10	1.092	1:46.034	10	0.387	1:45.058	16	1.655	1:45.763	16	0.684	1:45.238
16	2.025	1:50.443	16	3.022	1:46.602	16	1.867	1:44.608	63	5.617	1:46.901	63	8.641	1:49.233
63	2.324	1:50.742	63	4.174	1:47.455	63	4.691	1:46.280	35	9.370	1:47.356	35	11.504	1:48.343
35	3.871	1:52.289	35	5.983	1:47.717	35	7.989	1:47.769	10	12.521	1:58.109	10	12.160	1:45.848
26	4.820	1:53.238	26	7.553	1:48.338	26	9.758	1:47.968	26	14.252	1:50.469	14	16.647	1:48.405
14	5.369	1:53.787	14	8.009	1:48.245	14	10.217	1:47.971	14	14.451	1:50.209	26	19.394	1:51.351
5	8.086	1:56.504	5	11.907	1:49.426	5	19.473	1:53.329	5	23.468	1:49.970	15	1 LAP	2:16.053
8	11.112	1:59.530	8	19.648	1:54.141	8	28.310	1:54.425	12	1 LAP	3:18.937	5	29.309	1:52.050
4	14.309	2:02.727	4	24.451	1:55.747	4	36.229	1:57.541	8	35.261	1:52.926	24	1 LAP	2:25.505
7	15.583	2:04.001	7	26.491	1:56.513	7	37.143	1:56.415	7	46.845	1:55.677	8	42.284	1:53.232
21	15.749	2:04.167	21	26.819	1:56.675	21	37.702	1:56.646	4	47.487	1:57.233	12	1 LAP	2:08.384
12	20.804	2:09.222	12	39.582	2:04.383	1	2 LAPS	5:58.375	21	47.871	1:56.144	7	55.098	1:54.462
56	20.908	2:09.326	15	1:09.350	2:16.795	11	1:26.615	2:00.863	11	1:40.118	1:59.478	4	55.674	1:54.396
15	38.160	2:26.578	11	1:11.515	2:00.532	15	1:40.851	2:17.264	1	2 LAPS	2:50.336P	21	55.884	1:54.222
24	39.056	2:27.474	24	1:11.586	2:18.135	24	1:42.935	2:17.112						
11	56.588	2:45.006												

Cars 4, 7, 8, 16 Please Fit Working Transponders
Weather/Track - Bright/Dry

Silverstone Hist
Circuit Length = 3.1440 miles.
Start: 13:49 End: 14:16

The James Hunt Trophy for Invitation F1 Cars with Grand Prix Masters

LAP CHART

(contd.)

Lap 6			Lap 7			Lap 8			Lap 9			Lap 10		
No	Behind	Laptime	No	Behind	Laptime	No	Behind	Laptime	No	Behind	Laptime	No	Behind	Laptime
20		1:45.752	20		1:44.513	20		1:49.736	20		1:46.789	20		1:46.721
16	0.325	1:45.393	10	14.735	1:47.239	16	1 LAP	3:36.881	15	2 LAPS	2:11.140	16	1 LAP	1:46.183
11	1 LAP	1:59.665	63	15.805	1:48.844	10	12.122	1:47.123	16	1 LAP	1:47.699	12	2 LAPS	2:02.382
63	11.474	1:48.585	35	17.037	1:48.065	63	13.662	1:47.593	10	12.636	1:47.303	10	13.285	1:47.370
10	12.009	1:45.601	14	23.245	1:50.648	35	14.202	1:46.901	63	14.165	1:47.292	63	14.355	1:46.911
35	13.485	1:47.733	11	1 LAP	2:01.868	14	21.372	1:47.863	35	14.610	1:47.197	35	15.087	1:47.198
14	17.110	1:46.215	26	32.123	1:52.475	26	33.036	1:50.649	14	21.902	1:47.319	14	23.303	1:48.122
26	24.161	1:50.519	5	41.692	1:50.561	11	1 LAP	1:58.885	24	2 LAPS	2:20.682	15	2 LAPS	2:14.373
5	35.644	1:52.087	8	56.528	1:52.160	5	40.707	1:48.751	26	36.207	1:49.960	26	41.387	1:51.901
8	48.881	1:52.349	7	1:15.758	1:55.822	8	57.187	1:50.395	5	42.769	1:48.851	5	44.288	1:48.240
15	1 LAP	2:15.266	21	1:17.853	1:56.316	7	1:19.068	1:53.046	11	1 LAP	1:56.457	11	1 LAP	1:57.635
7	1:04.449	1:55.103	4	1:19.048	1:56.090	21	1:20.656	1:52.539	8	1:00.896	1:50.498	24	2 LAPS	2:20.488
21	1:06.050	1:55.918	15	1 LAP	2:17.321	4	1:22.492	1:53.180	7	1:25.068	1:52.789	8	1:04.501	1:50.326
4	1:07.471	1:57.549	12	1 LAP	2:03.411	12	1 LAP	2:03.873	21	1:27.067	1:53.200	21	1:35.263	1:54.917
12	1 LAP	2:05.105	24	1 LAP	2:16.722				4	1:28.164	1:52.461	4	1:39.049	1:57.606
24	1 LAP	2:21.046												

Cars 4, 7, 8, 16 Please Fit Working Transponders
Weather/Track - Bright/Dry

Silverstone Hist
Circuit Length = 3.1440 miles.
Start: 13:49 End: 14:16

The James Hunt Trophy for Invitation F1 Cars with Grand Prix Masters LAP CHART

(contd.)

Lap 11			Lap 12			Lap 13			Lap 14			Lap 15		
No	Behind	Laptime	No	Behind	Laptime	No	Behind	Laptime	No	Behind	Laptime	No	Behind	Laptime
20		1:47.147	20		1:45.527	20		1:46.521	20		1:46.798	20		1:46.570
16	1 LAP	1:44.352	16	1 LAP	1:45.742	16	1 LAP	1:47.844	15	3 LAPS	2:11.393	10	16.553	1:47.498
10	13.416	1:47.278	5	1 LAP	2:54.753P	21	1 LAP	1:58.790	16	1 LAP	1:48.857	63	17.545	1:47.507
63	14.330	1:47.122	10	14.481	1:46.592	10	14.358	1:46.398	10	15.625	1:48.065	35	18.194	1:47.619
35	15.820	1:47.880	63	15.119	1:46.316	63	15.191	1:46.593	63	16.608	1:48.215	16	1 LAP	2:07.725
14	25.400	1:49.244	35	17.232	1:46.939	35	16.899	1:46.188	35	17.145	1:47.044	15	3 LAPS	2:12.926
12	2 LAPS	2:06.057	14	27.951	1:48.078	24	3 LAPS	2:20.300	21	1 LAP	1:57.819	21	1 LAP	1:56.766
26	45.613	1:51.373	12	2 LAPS	2:03.148	14	30.365	1:48.935	14	35.774	1:52.207	14	42.764	1:53.560
15	2 LAPS	2:16.926	26	50.797	1:50.711	26	56.053	1:51.777	24	3 LAPS	2:17.358	26	1:04.543	1:50.965
11	1 LAP	1:55.445	8	1:12.506	1:50.460	12	2 LAPS	2:04.350	26	1:00.148	1:50.893	8	1:18.896	1:48.616
8	1:07.573	1:50.219	11	1 LAP	1:57.653	8	1:14.839	1:48.854	8	1:16.850	1:48.809	24	3 LAPS	2:16.529
24	2 LAPS	2:15.982	15	2 LAPS	2:12.496	11	1 LAP	1:54.207	12	2 LAPS	2:04.034	11	1 LAP	1:54.551
21	1:44.255	1:56.139							11	1 LAP	1:52.684	12	2 LAPS	2:05.375


Cars 4, 7, 8, 16 Please Fit Working Transponders
Weather/Track - Bright/Dry

Silverstone Hist
Circuit Length = 3.1440 miles.
Start: 13:49 End: 14:16

The Silverstone International Trophy for Invitation F1 Cars with Grand Prix Masters

GRID - Race 18 - Amended

ROW 9	27 LITTLEWOOD	80 HOOLE
ROW 8	1 DURET	56 BROWN
ROW 7	5 LOCKE	7 MAYDON
ROW 6	15 WILSON	24 LYONS
ROW 5	11 MCLAUGHLIN	12 BESLEY
ROW 4	16 PERKINS	21 RINI
ROW 3	26 LYONS	8 REDMAN
ROW 2	63 CROWSON	35 DUNN
ROW 1	20 WUENSCH	10 ROSSI
	POLE	



Can all cars please check transponders and make sure they are on for the race.

Weather/Track - Bright/Dry

These results are provisional until the conclusion of any judicial and technical matters.

Silverstone

Circuit Length = 3.1440 miles.

Start: 08:58 End: 09:08

Clerk of Course:

Stewards:

Timekeeper:

The Silverstone International Trophy for Invitation F1 Cars with Grand Prix Masters WARM UP

POS	NO	CL	NAME	NAT	ENTRY	TIME	LAPS	GAP	MPH
1	63	LAU	John CROWSON		Ensign MN177	1:44.909	6		107.88
2	14	LAU	Steve ALLEN		Fittipaldi F5A	1:48.112	3	3.203	104.69
3	80	INV	Sidney HOOLE		Lotus 80	1:48.785	5	3.876	104.04
4	5	LAU	Chris LOCKE		Lotus 77	1:51.417	5	6.508	101.58
5	27	STE	Mike LITTLEWOOD		BRM P153	1:51.469	5	6.560	101.53
6	26	LAU	Frank LYONS		Mclaren M26	1:51.655	5	6.746	101.36
7	56	FIT	David BROWN		March 721	1:57.406	5	12.497	96.40
8	16	LAU	Chris PERKINS		Surtees TS16	1:59.518	3	14.609	94.70
9	1	FIT	Jean Louis DURET		Lotus 76	2:00.267	5	15.358	94.11
10	12	CLA	Crispian BESLEY		Cooper T86 Alfa	2:03.808	4	18.899	91.41
11	24	LAU	Judy LYONS		Hesketh 308E	2:20.737	4	35.828	80.42

Can all cars please check transponders and make sure they are on for the race.
Weather/Track - Bright/Dry
 These results are provisional until the conclusion of any judicial and technical matters.

Silverstone Hist
 Circuit Length = 3.1440 miles.
 Start: 08:58 End: 09:08

Clerk of Course:	Stewards:	Timekeeper:
------------------	-----------	-------------

The Silverstone International Trophy for Invitation F1 Cars with Grand Prix Masters LAP ANALYSIS

1	Jean Louis DURET	Lotus 76
1 - 6:41.254 2 - 2:06.624 3 - 2:00.267 4 - 2:04.561 5 - 2:00.726		
5	Chris LOCKE	Lotus 77
1 - 6:28.458 2 - 1:53.414 3 - 1:51.417 4 - 1:52.221 5 - 1:56.801		
12	Crispian BESLEY	Cooper T86 Alfa
1 - 8:00.272 2 - 2:05.615 3 - 2:06.580 4 - 2:03.808		
14	Steve ALLEN	Fittipaldi F5A
1 - 6:31.416 2 - 1:51.070 3 - 1:48.112		
16	Chris PERKINS	Surtees TS16
1 - 6:21.824 2 - 1:59.518 3 - 2:30.331P		
24	Judy LYONS	Hesketh 308E
1 - 7:00.878 2 - 2:21.210 3 - 2:20.737 4 - 2:23.443		
26	Frank LYONS	Mclaren M26
1 - 6:29.047 2 - 1:53.162 3 - 1:51.655 4 - 1:51.831 5 - 2:14.767P		

Can all cars please check transponders and make sure they are on for the race.
Weather/Track - Bright/Dry

The Silverstone International Trophy for Invitation F1 Cars with Grand Prix Masters LAP ANALYSIS

(contd.)

27	Mike LITTLEWOOD	BRM P153
	1 - 6:40.483 2 - 2:01.037 3 - 1:52.603 4 - 1:51.818 5 - 1:51.469	
56	David BROWN	March 721
	1 - 6:50.297 2 - 2:02.232 3 - 1:57.406 4 - 2:03.207 5 - 1:59.307	
63	John CROWSON	Ensign MN177
	1 - 6:24.313 6 - 1:44.909 2 - 1:48.008 3 - 1:47.204 4 - 1:46.179 5 - 1:45.930	
80	Sidney HOOLE	Lotus 80
	1 - 7:29.648 2 - 1:50.044 3 - 1:49.481 4 - 1:48.785 5 - 1:51.324	

Can all cars please check transponders and make sure they are on for the race.
Weather/Track - Bright/Dry

The Silverstone International Trophy for Invitation F1 Cars with Grand Prix Masters

RACE RESULT - Race 18

POS	NO	CL	NAME	NAT	ENTRY	TIME	LAPS	GAP	MPH	BEST
1	10	FIT	Manfredo ROSSI		Brabham BT42	26:26.305	15		107.13	1:44.448
2	20	LAU	Peter WUENSCH		Wolf WR1	26:26.688	15	0.383	107.11	1:44.189
3	35	LAU	Peter DUNN		March 761	26:38.246	15	11.941	106.33	1:44.731
4	16	LAU	Chris PERKINS		Surtees TS16	27:00.531	15	34.226	104.87	1:45.724
5	63	LAU	John CROWSON		Ensign MN177	27:01.099	15	34.794	104.83	1:46.627
6	80	INV	Sidney HOOLE		Lotus 80	27:41.556	15	1:15.251	102.28	1:47.811
7	8	LAU	Brian REDMAN		BRM P160	27:41.732	15	1:15.427	102.27	1:48.175
8	26	LAU	Frank LYONS		Mclaren M26	27:42.048	15	1:15.743	102.25	1:47.408
9	5	LAU	Chris LOCKE		Lotus 77	27:42.511	15	1:16.206	102.22	1:47.643
10	21	LAU	Nick RINI		Surtees TS19	26:36.083	14	1 LAP	99.39	1:52.283
11	7	FIT	Ron MAYDON		Amon F101	26:47.295	14	1 LAP	98.69	1:51.341
12	11	LAU	Lorina MCLAUGHLIN		Mclaren M23	27:03.193	14	1 LAP	97.73	1:53.132
13	27	STE	Mike LITTLEWOOD		BRM P153	27:04.515	14	1 LAP	97.65	1:50.517
14	56	FIT	David BROWN		March 721	27:17.528	14	1 LAP	96.87	1:54.571
15	1	FIT	Jean Louis DURET		Lotus 76	27:25.049	14	1 LAP	96.43	1:51.416
16	12	CLA	Crispian BESLEY		Cooper T86 Alfa	26:49.266	13	2 LAPS	91.54	2:00.165
17	15	CLA	Brian WILSON		Brabham BT24	27:15.425	12	3 LAPS	83.15	2:14.200
18	24	LAU	Judy LYONS		Hesketh 308E	27:48.634	12	3 LAPS	81.50	2:13.299

FASTEST LAP

20	LAU	Peter WUENSCH	Wolf WR1	1:44.189	8	108.63mph	174.82kph
10	FIT	Manfredo ROSSI	Brabham BT42	1:44.448	8	108.36mph	174.39kph
80	INV	Sidney HOOLE	Lotus 80	1:47.811	10	104.98mph	168.95kph
27	STE	Mike LITTLEWOOD	BRM P153	1:50.517	6	102.41mph	164.81kph
12	CLA	Crispian BESLEY	Cooper T86 Alfa	2:00.165	2	94.19mph	151.58kph

Weather/Track - Cloudy/Dry

These results are provisional until the conclusion of any judicial and technical matters.

Silverstone Hist

Circuit Length = 3.1440 miles.

Start: 14:06 End: 14:32

Clerk of Course:	Stewards:	Timekeeper:
------------------	-----------	-------------

The Silverstone International Trophy for Invitation F1 Cars with Grand Prix Masters LAP CHART

Lap 1			Lap 2			Lap 3			Lap 4			Lap 5		
No	Behind	Laptime	No	Behind	Laptime	No	Behind	Laptime	No	Behind	Laptime	No	Behind	Laptime
20		1:48.479	20		1:46.131	20		1:45.691	10		1:45.853	10		1:45.573
10	0.487	1:48.966	10	0.416	1:46.060	10	0.288	1:45.563	20	0.776	1:46.917	20	1.167	1:45.964
63	2.016	1:50.495	63	2.747	1:46.862	16	3.876	1:46.288	16	3.459	1:45.724	16	4.151	1:46.265
16	2.787	1:51.266	16	3.279	1:46.623	63	4.769	1:47.713	63	5.255	1:46.627	63	7.089	1:47.407
35	4.664	1:53.143	35	5.394	1:46.861	35	5.912	1:46.209	35	6.382	1:46.611	35	7.472	1:46.663
26	7.429	1:55.908	8	14.917	1:51.788	8	19.621	1:50.395	8	25.604	1:52.124	15	1 LAP	2:14.489
8	9.260	1:57.739	26	15.538	1:54.240	26	19.957	1:50.110	26	25.942	1:52.126	24	1 LAP	2:18.427
21	10.860	1:59.339	21	17.012	1:52.283	21	24.483	1:53.162	21	31.473	1:53.131	8	31.195	1:51.164
5	11.860	2:00.339	5	17.788	1:52.059	5	24.754	1:52.657	80	31.801	1:52.705	26	31.491	1:51.122
11	13.793	2:02.272	80	21.395	1:51.799	80	25.237	1:49.533	5	32.867	1:54.254	80	37.448	1:51.220
7	15.551	2:04.030	7	26.114	1:56.694	27	35.497	1:53.787	27	40.266	1:50.910	21	39.534	1:53.634
80	15.727	2:04.206	11	27.322	1:59.660	7	35.881	1:55.458	7	44.352	1:54.612	5	39.783	1:52.489
1	17.424	2:05.903	27	27.401	1:55.589	1	39.821	1:55.595	1	48.238	1:54.558	27	45.499	1:50.806
27	17.943	2:06.422	1	29.917	1:58.624	11	40.907	1:59.276	11	49.700	1:54.934	7	53.467	1:54.688
12	18.240	2:06.719	56	31.826	1:59.014	56	42.330	1:56.195	56	52.393	1:56.204	1	55.954	1:53.289
56	18.943	2:07.422	12	32.274	2:00.165	12	51.646	2:05.063	12	1:09.443	2:03.938	11	58.691	1:54.564
15	34.207	2:22.686	15	1:05.917	2:17.841	15	1:34.799	2:14.573				56	1:01.391	1:54.571
24	37.722	2:26.201	24	1:07.604	2:16.013	24	1:36.321	2:14.408				12	1:28.116	2:04.246

The Silverstone International Trophy for Invitation F1 Cars with Grand Prix Masters LAP CHART

(contd.)

Lap 6			Lap 7			Lap 8			Lap 9			Lap 10		
No	Behind	Laptime	No	Behind	Laptime	No	Behind	Laptime	No	Behind	Laptime	No	Behind	Laptime
10		1:44.758	10		1:44.808	10		1:44.448	10		1:45.839	10		1:45.183
20	0.792	1:44.383	20	1.328	1:45.344	20	1.069	1:44.189	20	0.837	1:45.607	20	0.495	1:44.841
16	5.281	1:45.888	12	1 LAP	2:04.060	16	11.745	1:49.197	15	2 LAPS	2:15.439	35	12.655	1:46.038
63	9.644	1:47.313	16	6.996	1:46.523	35	12.137	1:45.748	35	11.800	1:45.502	16	20.087	1:49.479
35	9.934	1:47.220	35	10.837	1:45.711	63	16.400	1:48.489	16	15.791	1:49.885	63	20.375	1:47.677
8	39.496	1:53.059	63	12.359	1:47.523	12	1 LAP	2:02.983	63	17.881	1:47.320	15	2 LAPS	2:15.462
26	39.747	1:53.014	26	47.367	1:52.428	80	52.812	1:49.733	24	2 LAPS	2:19.083	24	2 LAPS	2:13.299
80	42.789	1:50.099	80	47.527	1:49.546	8	53.966	1:50.044	12	1 LAP	2:02.426	12	1 LAP	2:03.617
5	45.759	1:50.734	8	48.370	1:53.682	5	54.409	1:49.477	80	56.285	1:49.312	80	58.913	1:47.811
21	47.793	1:53.017	5	49.380	1:48.429	26	55.013	1:52.094	8	56.545	1:48.418	8	59.537	1:48.175
15	1 LAP	2:17.175	21	57.132	1:54.147	27	1:06.667	1:53.302	26	58.184	1:49.010	26	1:00.409	1:47.408
27	51.258	1:50.517	27	57.813	1:51.363	21	1:07.138	1:54.454	5	58.603	1:50.033	5	1:01.063	1:47.643
24	1 LAP	2:20.703	7	1:07.552	1:51.341	7	1:15.173	1:52.069	27	1:11.895	1:51.067	27	1:18.725	1:52.013
7	1:01.019	1:52.310	1	1:09.610	1:51.416	1	1:21.756	1:56.594	21	1:13.987	1:52.688	21	1:22.022	1:53.218
1	1:03.002	1:51.806	11	1:18.076	1:54.216	11	1:27.730	1:54.102	7	1:21.997	1:52.663	7	1:29.580	1:52.766
11	1:08.668	1:54.735	15	1 LAP	2:17.944	56	1:35.099	1:56.244	11	1:32.633	1:56.716	1	1:46.218	1:58.768
56	1:11.681	1:55.048	56	1:23.303	1:56.430				11	1:37.007	1:55.116			
			24	1 LAP	2:20.892				56	1:44.185	1:54.925			

The Silverstone International Trophy for Invitation F1 Cars with Grand Prix Masters LAP CHART

(contd.)

Lap 11			Lap 12			Lap 13			Lap 14			Lap 15		
No	Behind	Laptime	No	Behind	Laptime	No	Behind	Laptime	No	Behind	Laptime	No	Behind	Laptime
10		1:46.397	10		1:44.733	10		1:44.757	10		1:46.881	10		1:46.486
20	0.291	1:46.193	20	0.322	1:44.764	20	0.770	1:45.205	20	0.584	1:46.695	20	0.383	1:46.285
11	1 LAP	1:55.584	35	11.795	1:45.539	7	1 LAP	1:55.739	12	2 LAPS	2:04.895	21	1 LAP	1:57.766
56	1 LAP	1:58.037	11	1 LAP	1:56.266	35	12.577	1:45.539	35	11.666	1:45.970	35	11.941	1:46.761
35	10.989	1:44.731	1	1 LAP	2:00.050	24	3 LAPS	2:21.490	7	1 LAP	1:56.872	7	1 LAP	1:54.727
63	22.141	1:48.163	56	1 LAP	1:55.862	11	1 LAP	1:53.132	15	3 LAPS	2:14.519	12	2 LAPS	2:04.266
16	22.470	1:48.780	63	24.817	1:47.409	63	28.818	1:48.758	11	1 LAP	1:53.200	16	34.226	1:49.314
80	1:03.090	1:50.574	16	26.177	1:48.440	16	30.211	1:48.791	63	30.561	1:48.624	63	34.794	1:50.719
8	1:04.200	1:51.060	80	1:07.349	1:48.992	1	1 LAP	2:01.563	16	31.398	1:48.068	11	1 LAP	1:56.136
26	1:04.481	1:50.469	8	1:07.727	1:48.260	56	1 LAP	1:55.800	56	1 LAP	1:56.753	27	1 LAP	2:29.882 ^P
5	1:04.707	1:50.041	26	1:08.396	1:48.648	80	1:11.215	1:48.623	1	1 LAP	2:00.373	15	3 LAPS	2:15.792
15	2 LAPS	2:14.200	5	1:09.017	1:49.043	8	1:11.468	1:48.498	24	3 LAPS	2:19.512	56	1 LAP	1:55.023
12	1 LAP	2:02.542	27	1:31.077	1:52.214	26	1:11.993	1:48.354	80	1:12.349	1:48.015	1	1 LAP	1:59.794
27	1:23.596	1:51.268	12	1 LAP	2:04.346	5	1:12.721	1:48.461	8	1:12.848	1:48.261	80	1:15.251	1:49.388
24	2 LAPS	2:21.060	15	2 LAPS	2:15.305	27	1:41.695	1:55.375	26	1:13.611	1:48.499	8	1:15.427	1:49.065
21	1:28.591	1:52.966	21	1:37.435	1:53.577	21	1:45.379	1:52.701	5	1:14.202	1:48.362	26	1:15.743	1:48.618
7	1:36.509	1:53.326										5	1:16.206	1:48.490
												24	3 LAPS	2:17.546

The RAC Woodcote Trophy Pre 56 Post-War Sportscars

QUALIFYING - Race 7

POS	NO	CL	NAME	NAT	ENTRY	TIME	LAPS	GAP	MPH
1	23	2	WOOD/CANNELL		RGS Atalanta	2:05.171	15		90.42
2	16	1	Gary PEARSON		Jaguar D-Type	2:12.729	14	7.558	85.27
3	17	4	GILLIES/MORRIS		Maserati 300S	2:13.562	15	8.391	84.74
4	55	1	WEBB/DODD		Jaguar C-Type	2:14.503	15	9.332	84.15
5	2	2	STEELE/WIGLEY		HWM Jaguar	2:15.193	14	10.022	83.72
6	4	2	SHEAD/DRON		Allard J2	2:15.477	13	10.306	83.54
7	99	2	Chris KEEN		Kurtis 500S	2:16.836	15	11.665	82.71
8	6	1	EASTICK/PEARSON		Jaguar D-Type	2:17.106	15	11.935	82.55
9	24	4	Tony SMITH		Maserati 300S	2:17.652	16	12.481	82.22
10	94	1	Ben CUSSONS		Jaguar C-Type	2:17.938	15	12.767	82.05
11	61	2	Mike WINDSOR-PRICE		Kellison J4R	2:18.041	11	12.870	81.99
12	10	3	HALL/PARKER		Lotus Mk10	2:18.176	14	13.005	81.91
13	15	2	BUTLER/PRICE		Allard JR	2:19.219	15	14.048	81.29
14	29	4	MCGUIRE/MOSS		Gordini T23S	2:19.408	7	14.237	81.18
15	5	2	SADLER/HUDSON		Allard J2X	2:20.257	13	15.086	80.69
16	37	4	ALBUQUERQUE/STRETTON		Maserati 300S	2:20.944	7	15.773	80.30
17	1	2	FINBURGH/CROSTHWAITE		Jaguar C-Type	2:23.091	14	17.920	79.09
18	66	3	McGLONE/CLEGG		Aston Martin DB3S	2:24.366	14	19.195	78.40
19	30	5	WOOD/GAULD		Lister Bristol	2:24.682	14	19.511	78.22
20	59	2	GRROM/FENDER		Jaguar XK140	2:25.876	14	20.705	77.58
21	35	5	CHAMPION/CHILCOTT		Frazer Nash Mille Miglia	2:26.749	14	21.578	77.12
22	65	3	HARDY/SIDERY-SMITH		Austin Healey 100M	2:26.827	10	21.656	77.08
23	60	6	CONOLEY/DIFFEY		HRG	2:27.197	12	22.026	76.89
24	64	3	Mike THORNE		Austin Healey 100M	2:27.266	12	22.095	76.85
25	34	5	Adrian VAN DER KROFT		Cooper T20 Sports	2:27.655	7	22.484	76.65
26	19	5	Nick FAURE		Porsche 356	2:28.006	9	22.835	76.47
27	36	6	ASHMEAD/BABER		Lotus 11	2:28.031	13	22.860	76.46
28	18	3	FLOOD/FRANKEL		Austin Healey 100/4	2:28.089	13	22.918	76.43
29	7	6	MOSS/PICKERING		OSCA MT4	2:29.205	12	24.034	75.85
30	48	4	MAHMOUD/AUDI		Aston Martin DB2	2:31.648	13	26.477	74.63
31	32	5	PEARCY/CABBURN		Frazer Nash Le Mans Rep	2:31.709	13	26.538	74.60
32	9	6	RICKETTS/SEWELL		Lotus 9	2:31.762	12	26.591	74.58
33	3	2	JOHNS/GIBBON		Jaguar XK140	2:32.105	13	26.934	74.41
34	33	5	HALL/BRADFIELD		Frazer Nash Le Man Rep	2:32.206	11	27.035	74.36
35	22	3	GIBSON/GIBSON		Connaught ALSR	2:32.883	12	27.712	74.03
36	68	3	DRON/WILTSHIRE		Triumph TR2	2:34.512	13	29.341	73.25
37	27	4	BRAMALL/WESTMORELAND		Aston Martin DB3S	2:34.586	13	29.415	73.21
38	20	4	BEECROFT/HALL		Aston Martin DB3S	2:35.952	13	30.781	72.57
39	51	3	FLATT/COSBY		Aston Martin DB2/4	2:37.315	11	32.144	71.94
40	12	6	FRANKEL/FRANKEL		Alfa Romeo Guilietta	2:40.602	13	35.431	70.47
41	53	5	CLARK/PRILL		Porsche 356	2:42.062	12	36.891	69.84
42	8	4	SAUL/LOCKIE		Mercedes 300SL	2:42.911	8	37.740	69.47
43	31	2	WOODBIDGE/YOULE		Jaguar XK120	2:43.633	12	38.462	69.16
44	28	4	STAMPER/CAMPBELL		Aston Martin DB2/4	2:45.022	12	39.851	68.58

Silverstone Hist
Circuit Length = 3.1440 miles.
Start: 14:49 End: 15:24

Weather/Track - Bright/Dry

These results are provisional until the conclusion of any judicial and technical matters.

Clerk of Course:	Stewards:	Timekeeper:

The RAC Woodcote Trophy Pre 56 Post-War Sportscars

QUALIFYING - Race 7 - Amended

POS	NO	CL	NAME	NAT	ENTRY	TIME	LAPS	GAP	MPH
1	16	1	Gary PEARSON		Jaguar D-Type	2:12.729	14		85.27
2	17	4	GILLIES/MORRIS		Maserati 300S	2:13.562	15	0.833	84.74
3	55	1	WEBB/DODD		Jaguar C-Type	2:14.503	15	1.774	84.15
4	2	2	STEELE/WIGLEY		HWM Jaguar	2:15.193	14	2.464	83.72
5	4	2	SHEAD/DRON		Allard J2	2:15.477	13	2.748	83.54
6	99	2	Chris KEEN		Kurtis 500S	2:16.836	15	4.107	82.71
7	23	2	WOOD/CANNELL		RGS Atalanta	2:17.071	15	4.342	82.57
8	6	1	EASTICK/PEARSON		Jaguar D-Type	2:17.106	15	4.377	82.55
9	24	4	Tony SMITH		Maserati 300S	2:17.652	16	4.923	82.22
10	94	1	Ben CUSSONS		Jaguar C-Type	2:17.938	15	5.209	82.05
11	61	2	Mike WINDSOR-PRICE		Kellison J4R	2:18.041	11	5.312	81.99
12	10	3	HALL/PARKER		Lotus Mk10	2:18.176	14	5.447	81.91
13	15	2	BUTLER/PRICE		Allard JR	2:19.219	15	6.490	81.29
14	29	4	MCGUIRE/MOSS		Gordini T23S	2:19.408	7	6.679	81.18
15	5	2	SADLER/HUDSON		Allard J2X	2:20.257	13	7.528	80.69
16	37	4	ALBUQUERQUE/STRETTON		Maserati 300S	2:20.944	7	8.215	80.30
17	1	2	FINBURGH/CROSTHWAITE		Jaguar C-Type	2:23.091	14	10.362	79.09
18	66	3	McGLONE/CLEGG		Aston Martin DB3S	2:24.366	14	11.637	78.40
19	30	5	WOOD/GAULD		Lister Bristol	2:24.682	14	11.953	78.22
20	59	2	GRROM/FENDER		Jaguar XK140	2:25.876	14	13.147	77.58
21	35	5	CHAMPION/CHILCOTT		Frazer Nash Mille Miglia	2:26.749	14	14.020	77.12
22	65	3	HARDY/SIDERY-SMITH		Austin Healey 100M	2:26.827	10	14.098	77.08
23	60	6	CONOLEY/DIFFEY		HRG	2:27.197	12	14.468	76.89
24	64	3	Mike THORNE		Austin Healey 100M	2:27.266	12	14.537	76.85
25	34	5	Adrian VAN DER KROFT		Cooper T20 Sports	2:27.655	7	14.926	76.65
26	19	5	Nick FAURE		Porsche 356	2:28.006	9	15.277	76.47
27	36	6	ASHMEAD/BABER		Lotus 11	2:28.031	13	15.302	76.46
28	18	3	FLOOD/FRANKEL		Austin Healey 100/4	2:28.089	13	15.360	76.43
29	7	6	MOSS/PICKERING		OSCA MT4	2:29.205	12	16.476	75.85
30	48	4	MAHMOUD/AUDI		Aston Martin DB2	2:31.648	13	18.919	74.63
31	32	5	PEARCY/CABBURN		Frazer Nash Le Mans Rep	2:31.709	13	18.980	74.60
32	9	6	RICKETTS/SEWELL		Lotus 9	2:31.762	12	19.033	74.58
33	3	2	JOHNS/GIBBON		Jaguar XK140	2:32.105	13	19.376	74.41
34	33	5	HALL/BRADFIELD		Frazer Nash Le Man Rep	2:32.206	11	19.477	74.36
35	22	3	GIBSON/GIBSON		Connaught ALSR	2:32.883	12	20.154	74.03
36	68	3	DRON/WILTSHIRE		Triumph TR2	2:34.512	13	21.783	73.25
37	27	4	BRAMALL/WESTMORELAND		Aston Martin DB3S	2:34.586	13	21.857	73.21
38	20	4	BEECROFT/HALL		Aston Martin DB3S	2:35.952	13	23.223	72.57
39	51	3	FLATT/COSBY		Aston Martin DB2/4	2:37.315	11	24.586	71.94
40	12	6	FRANKEL/FRANKEL		Alfa Romeo Guilietta	2:40.602	13	27.873	70.47
41	53	5	CLARK/PRILL		Porsche 356	2:42.062	12	29.333	69.84
42	8	4	SAUL/LOCKIE		Mercedes 300SL	2:42.911	8	30.182	69.47
43	31	2	WOODBIDGE/YOULE		Jaguar XK120	2:43.633	12	30.904	69.16
44	28	4	STAMPER/CAMPBELL		Aston Martin DB2/4	2:45.022	12	32.293	68.58

Silverstone
Circuit Length = 3.1440 miles.
Start: 14:49 End: 15:24

Clerk of Course:	Stewards:	Timekeeper:
------------------	-----------	-------------

The RAC Woodcote Trophy Pre 56 Post-War Sportscars

LAP ANALYSIS

1	FINBURGH/CROSTHWAITE	Jaguar C-Type
1 - 4:05.479	6 - 2:24.563	11 - 2:28.415
2 - 2:32.538	7 - 2:46.911P	12 - 2:25.634
3 - 2:23.115	8 - 3:37.539	13 - 2:27.095
4 - 2:23.091	9 - 2:31.717	14 - 2:28.708
5 - 2:23.261	10 - 2:29.879	
2	STEELE/WIGLEY	HWM Jaguar
1 - 5:48.537P	6 - 2:15.193	11 - 2:19.668
2 - 2:41.419	7 - 2:15.927	12 - 2:18.969
3 - 2:18.217	8 - 2:33.924P	13 - 2:18.555
4 - 2:15.838	9 - 3:18.500	14 - 2:17.892
5 - 2:16.848	10 - 2:21.370	
3	JOHNS/GIBBON	Jaguar XK140
1 - 6:01.918P	6 - 3:58.544	11 - 2:33.000
2 - 2:54.872	7 - 2:35.753	12 - 2:33.266
3 - 2:43.452	8 - 2:35.184	13 - 2:36.146
4 - 2:34.582	9 - 2:33.992	
5 - 2:49.264P	10 - 2:32.105	
4	SHEAD/DRON	Allard J2
1 - 3:31.602	6 - 2:18.014	11 - 2:20.099
2 - 2:21.292	7 - 2:19.182	12 - 2:15.477
3 - 2:18.200	8 - 2:41.365P	13 - 2:51.712P
4 - 2:28.209	9 - 5:01.084	
5 - 2:20.061	10 - 2:21.744	
5	SADLER/HUDSON	Allard J2X
1 - 3:55.500	6 - 5:14.174	11 - 2:40.601
2 - 2:29.500	7 - 2:45.919	12 - 2:43.950
3 - 2:21.252	8 - 2:45.258	13 - 2:53.200
4 - 2:20.257	9 - 2:41.961	
5 - 2:39.021P	10 - 2:35.917	
6	EASTICK/PEARSON	Jaguar D-Type
1 - 3:47.612	6 - 4:00.895	11 - 2:22.627
2 - 2:17.783	7 - 2:27.235	12 - 2:20.266
3 - 2:18.271	8 - 2:27.441	13 - 2:21.219
4 - 2:17.106	9 - 2:27.384	14 - 2:18.879
5 - 2:35.165P	10 - 2:26.875	15 - 2:42.938P
7	MOSS/PICKERING	OSCA MT4
1 - 7:07.204P	6 - 2:39.867P	11 - 2:35.095
2 - 3:05.620	7 - 3:51.180	12 - 2:35.358
3 - 2:32.592	8 - 2:37.839	
4 - 2:29.205	9 - 2:39.767	
5 - 2:29.552	10 - 2:35.421	

The RAC Woodcote Trophy Pre 56 Post-War Sportscars

LAP ANALYSIS

(contd.)

8	SAUL/LOCKIE	Mercedes 300SL
1 -	2:46.762	6 - 3:01.382
2 -	2:43.463	7 - 2:58.394
3 -	2:42.911	8 - 3:13.378P
4 -	2:50.840P	
5 -	7:20.196	
9	RICKETTS/SEWELL	Lotus 9
1 -	7:23.705	6 - 2:45.799
2 -	2:35.510	7 - 2:42.541
3 -	2:31.762	8 - 2:43.041
4 -	2:43.551P	9 - 2:41.181
5 -	5:36.305	10 - 2:38.149
10	HALL/PARKER	Lotus Mk10
1 -	4:25.645	6 - 2:19.292
2 -	2:32.546	7 - 2:48.393P
3 -	2:20.664	8 - 4:27.909
4 -	2:20.091	9 - 2:35.899
5 -	2:18.176	10 - 2:35.645
12	FRANKEL/FRANKEL	Alfa Romeo Guilietta
1 -	4:53.434	6 - 2:53.385P
2 -	2:47.255	7 - 3:57.088
3 -	2:46.444	8 - 2:44.485
4 -	2:43.295	9 - 2:41.204
5 -	2:42.298	10 - 2:42.284
15	BUTLER/PRICE	Allard JR
1 -	4:16.401	6 - 2:23.459
2 -	2:46.170	7 - 2:22.626
3 -	2:35.416	8 - 2:21.551
4 -	2:40.507P	9 - 2:22.494
5 -	3:22.923	10 - 2:23.297
16	Gary PEARSON	Jaguar D-Type
1 -	4:16.884	6 - 2:18.546
2 -	2:32.875	7 - 2:23.126
3 -	2:20.309	8 - 2:32.942P
4 -	2:19.464	9 - 3:53.041
5 -	2:20.935	10 - 2:14.994
17	GILLIES/MORRIS	Maserati 300S
1 -	4:22.205	6 - 2:56.857
2 -	2:50.714	7 - 2:14.640
3 -	2:21.237	8 - 2:13.912
4 -	2:20.136	9 - 2:19.791
5 -	2:30.430P	10 - 2:14.380

The RAC Woodcote Trophy Pre 56 Post-War Sportscars LAP ANALYSIS

(contd.)

18	FLOOD/FRANKEL	Austin Healey 100/4	
1 - 4:42.546	6 - 3:15.439P	11 - 2:30.037	
2 - 2:58.868	7 - 4:19.232	12 - 2:28.089	
3 - 2:56.587	8 - 2:33.703	13 - 2:28.906	
4 - 3:00.079	9 - 2:31.984		
5 - 2:56.217	10 - 2:30.865		
19	Nick FAURE	Porsche 356	
1 - 3:52.808	6 - 2:28.006		
2 - 2:31.146	7 - 2:28.288		
3 - 2:30.002	8 - 2:28.339		
4 - 2:28.743	9 - 2:55.758P		
5 - 2:29.040			
20	BEECROFT/HALL	Aston Martin DB3S	
1 - 3:41.917	6 - 2:47.714	11 - 2:35.952	
2 - 2:50.918	7 - 2:58.348P	12 - 2:36.886	
3 - 2:47.554	8 - 4:02.493	13 - 2:39.911	
4 - 2:46.775	9 - 2:41.493		
5 - 2:45.922	10 - 2:39.653		
22	GIBSON/GIBSON	Connaught ALSR	
1 - 4:19.388	6 - 6:43.542	11 - 2:43.191	
2 - 2:45.716	7 - 2:47.410	12 - 2:42.404	
3 - 2:35.463	8 - 2:52.210		
4 - 2:32.883	9 - 2:41.730		
5 - 2:46.359P	10 - 2:39.965		
23	WOOD/CANNELL	RGS Atalanta	
1 - 2:46.598	6 - 2:21.664	11 - 2:24.214	
2 - 2:05.171	7 - 2:20.067	12 - 2:21.797	
3 - 2:34.623	8 - 2:24.095	13 - 2:19.837	
4 - 2:26.468	9 - 2:45.205P	14 - 2:19.743	
5 - 2:22.261	10 - 3:33.077	15 - 2:17.071	
24	Tony SMITH	Maserati 300S	
1 - 4:11.461	6 - 2:18.858	11 - 2:19.503	16 - 2:33.975P
2 - 2:22.668	7 - 2:20.832	12 - 2:19.679	
3 - 2:21.517	8 - 2:18.293	13 - 2:19.083	
4 - 2:19.938	9 - 2:18.291	14 - 2:17.652	
5 - 2:21.342	10 - 2:19.879	15 - 2:19.406	
27	BRAMALL/WESTMORELAND	Aston Martin DB3S	
1 - 4:06.160	6 - 4:20.375	11 - 2:41.208	
2 - 2:45.018	7 - 2:43.345	12 - 2:34.586	
3 - 2:42.948	8 - 2:41.487	13 - 2:36.119	
4 - 2:42.662	9 - 2:38.415		
5 - 2:55.918P	10 - 2:42.239		

The RAC Woodcote Trophy Pre 56 Post-War Sportscars

LAP ANALYSIS

(contd.)

28	STAMPER/CAMPBELL	Aston Martin DB2/4
1 - 5:18.506	6 - 2:52.067	11 - 2:45.519
2 - 2:53.249	7 - 2:47.850	12 - 3:12.428P
3 - 2:51.638	8 - 2:45.034	
4 - 2:51.894	9 - 2:45.022	
5 - 2:49.622	10 - 2:49.415	
29	MCGUIRE/MOSS	Gordini T23S
1 - 4:17.004	6 - 2:19.408	
2 - 2:26.483	7 - 2:32.010P	
3 - 2:20.850		
4 - 2:19.906		
5 - 2:19.913		
30	WOOD/GAULD	Lister Bristol
1 - 4:52.074	6 - 2:28.171	11 - 2:28.826
2 - 2:36.298	7 - 2:38.023P	12 - 2:26.849
3 - 2:30.863	8 - 3:26.487	13 - 2:24.682
4 - 2:27.187	9 - 2:27.855	14 - 2:48.993P
5 - 2:27.896	10 - 2:25.701	
31	WOODBIDGE/YOULE	Jaguar XK120
1 - 4:35.614	6 - 3:07.901P	11 - 2:49.929
2 - 2:54.325	7 - 4:38.423	12 - 2:48.903
3 - 2:45.866	8 - 2:43.633	
4 - 2:48.514	9 - 2:48.059	
5 - 2:45.122	10 - 2:46.841	
32	PEARCY/CABBURN	Frazer Nash Le Mans Rep
1 - 4:58.423	6 - 2:51.207P	11 - 2:33.485
2 - 2:38.580	7 - 5:45.310	12 - 2:31.709
3 - 2:36.386	8 - 2:36.773	13 - 2:32.247
4 - 2:35.000	9 - 2:33.917	
5 - 2:33.350	10 - 2:34.585	
33	HALL/BRADFIELD	Frazer Nash Le Man Rep
1 - 3:09.226	6 - X:00.000	11 - 2:32.228
2 - 2:44.725	7 - 2:36.247	
3 - 2:34.252	8 - 2:36.843	
4 - 2:32.215	9 - 2:32.206	
5 - 3:22.526P	10 - 2:34.018	
34	Adrian VAN DER KROFT	Cooper T20 Sports
1 - 4:51.861	6 - 2:30.846	
2 - 2:36.147	7 - 2:50.221P	
3 - 2:27.655		
4 - 2:28.499		
5 - 2:28.730		

The RAC Woodcote Trophy Pre 56 Post-War Sportscars LAP ANALYSIS

(contd.)

35	CHAMPION/CHILCOTT	Frazer Nash Mille Miglia
1 - 4:43.147	6 - 2:29.544	11 - 2:28.292
2 - 2:41.814	7 - 2:29.484	12 - 2:27.279
3 - 2:34.050	8 - 2:30.655	13 - 2:26.749
4 - 2:30.541	9 - 2:43.020P	14 - 2:27.702
5 - 2:29.968	10 - 3:16.131	
36	ASHMEAD/BABER	Lotus 11
1 - 5:02.758	6 - 2:52.096P	11 - 2:30.159
2 - 2:38.977	7 - 3:36.209	12 - 2:28.321
3 - 2:37.077	8 - 2:49.623	13 - 2:28.031
4 - 2:31.992	9 - 2:36.260	
5 - 2:32.584	10 - 2:34.983	
37	ALBUQUERQUE/STRETTON	Maserati 300S
1 - 4:22.880	6 - 2:20.944	
2 - 2:31.109	7 - 3:09.363P	
3 - 2:23.838		
4 - 2:21.991		
5 - 2:24.575		
48	MAHMOUD/AUDI	Aston Martin DB2
1 - 5:00.461	6 - 2:33.334	11 - 2:34.426
2 - 2:47.539	7 - 2:47.055P	12 - 2:31.648
3 - 2:38.278	8 - 3:55.528	13 - 2:34.658
4 - 2:36.950	9 - 2:40.098	
5 - 2:32.644	10 - 2:37.876	
51	FLATT/COSBY	Aston Martin DB2/4
1 - 5:32.641	6 - 2:59.297P	11 - 3:12.939P
2 - 2:39.405	7 - 5:37.564	
3 - 2:39.306	8 - 2:46.094	
4 - 2:37.315	9 - 2:45.394	
5 - 2:39.431	10 - 2:44.309	
53	CLARK/PRILL	Porsche 356
1 - 4:31.013	6 - 2:58.053P	11 - 2:56.023
2 - 2:48.781	7 - 4:50.314	12 - 2:53.900
3 - 2:46.205	8 - 2:53.361	
4 - 2:45.750	9 - 2:55.219	
5 - 2:42.062	10 - 2:55.292	
55	WEBB/DODD	Jaguar C-Type
1 - 3:20.245	6 - 2:17.323	11 - 2:23.865
2 - 2:22.975	7 - 2:15.168	12 - 2:19.683
3 - 2:19.597	8 - 2:14.503	13 - 2:23.772
4 - 2:15.814	9 - 2:31.271P	14 - 2:18.962
5 - 2:17.042	10 - 5:30.996	15 - 2:19.713

The RAC Woodcote Trophy Pre 56 Post-War Sportscars

LAP ANALYSIS

(contd.)

59	GRROM/FENDER	Jaguar XK140
1 - 4:27.487	6 - 2:26.021	11 - 2:35.375
2 - 2:37.452	7 - 2:25.876	12 - 2:32.461
3 - 2:28.719	8 - 2:45.154P	13 - 2:31.282
4 - 2:26.703	9 - 4:21.551	14 - 2:33.451
5 - 2:26.601	10 - 2:38.760	
60	CONOLEY/DIFFEY	HRG
1 - 3:51.894	6 - 3:57.801	11 - 2:27.197
2 - 2:38.774	7 - 2:30.549	12 - 3:01.318P
3 - 2:33.101	8 - 2:29.232	
4 - 2:31.185	9 - 2:27.869	
5 - 2:45.991P	10 - 2:27.537	
61	Mike WINDSOR-PRICE	Kellison J4R
1 - 3:20.844	6 - 2:18.648	11 - 2:41.366P
2 - 2:23.331	7 - 2:18.041	
3 - 2:20.718	8 - 2:21.507	
4 - 2:20.303	9 - 2:19.688	
5 - 2:21.179	10 - 2:21.746	
64	Mike THORNE	Austin Healey 100M
1 - 4:34.682	6 - 5:59.995	11 - 3:44.467
2 - 2:48.197	7 - 2:33.780	12 - 2:31.607
3 - 2:43.968	8 - 2:27.266	
4 - 2:38.273	9 - 2:27.924	
5 - 2:52.142P	10 - 2:42.651P	
65	HARDY/SIDERY-SMITH	Austin Healey 100M
1 - 5:47.637P	6 - 2:27.583	
2 - 2:57.438	7 - 2:41.072P	
3 - 2:29.540	8 - 4:00.667	
4 - 2:26.876	9 - 2:32.399	
5 - 2:26.827	10 - 2:57.113P	
66	McGLONE/CLEGG	Aston Martin DB3S
1 - 4:19.299	6 - 2:39.933P	11 - 2:26.064
2 - 2:43.857	7 - 3:48.221	12 - 2:26.577
3 - 2:26.313	8 - 2:29.248	13 - 2:24.485
4 - 2:24.566	9 - 2:27.487	14 - 2:25.892
5 - 2:24.366	10 - 2:27.988	
68	DRON/WILTSHIRE	Triumph TR2
1 - 4:18.532	6 - 2:34.512	11 - 2:48.705
2 - 2:41.286	7 - 2:54.777P	12 - 2:46.732
3 - 2:35.776	8 - 4:20.463	13 - 2:46.065
4 - 2:35.758	9 - 2:50.945	
5 - 2:35.223	10 - 2:49.021	

The RAC Woodcote Trophy Pre 56 Post-War Sportscars LAP ANALYSIS

(contd.)

94	Ben CUSSONS	Jaguar C-Type			
1 -	3:58.831	6 -	2:17.938	11 -	2:23.350
2 -	2:26.697	7 -	2:38.202 ^P	12 -	2:21.130
3 -	2:20.387	8 -	3:26.632	13 -	2:21.871
4 -	2:19.522	9 -	2:28.817	14 -	2:24.462
5 -	2:21.228	10 -	2:21.872	15 -	2:21.927
99	Chris KEEN	Kurtis 500S			
1 -	4:23.697	6 -	2:19.714	11 -	2:16.836
2 -	2:40.021	7 -	2:33.960	12 -	2:19.710
3 -	2:21.187	8 -	2:25.866	13 -	2:18.098
4 -	2:21.641	9 -	2:17.545	14 -	2:21.423
5 -	2:19.704	10 -	2:20.506	15 -	2:46.388


The RAC Woodcote Trophy Pre 56 Post-War Sportscars

GRID - Race 7 - Amended

ROW 22
ROW 21
ROW 20
ROW 19
ROW 18
ROW 17
ROW 16
ROW 15
ROW 14
ROW 13
ROW 12
ROW 11
ROW 10
ROW 9
ROW 8
ROW 7
ROW 6
ROW 5
ROW 4
ROW 3
ROW 2
ROW 1

31	WOODBRIDGE/YOULE	28	STAMPER/CAMPBELL
53	CLARK/PRILL	8	SAUL/LOCKIE
51	FLATT/COSBY	12	FRANKEL/FRANKEL
27	BRAMALL/WESTMORELAND	20	BEECROFT/HALL
22	GIBSON/GIBSON	68	DRON/WILTSHIRE
3	JOHNS/GIBBON	33	HALL/BRADFIELD
32	PEARCY/CABBURN	9	RICKETTS/SEWELL
7	MOSS/PICKERING	48	MAHMOUD/AUDI
36	ASHMEAD/BABER	18	FLOOD/FRANKEL
34	VAN DER KROFT	19	FAURE
60	CONOLEY/DIFFEY	64	THORNE
35	CHAMPION/CHILCOTT	65	HARDY/SIDERY-SMITH
30	WOOD/GAULD	59	GRROM/FENDER
1	FINBURGH/CROSTHWAITE	66	McGLONE/CLEGG
5	SADLER/HUDSON	37	ALBUQUERQUE/STRETTON
15	BUTLER/PRICE	29	MCGUIRE/MOSS
61	WINDSOR-PRICE	10	HALL/PARKER
24	SMITH	94	CUSSONS
23	WOOD/CANNELL	6	EASTICK/PEARSON
4	SHEAD/DRON	99	KEEN
55	WEBB/DODD	2	STEELE/WIGLEY
16	PEARSON	17	GILLIES/MORRIS

POLE



Weather/Track - Bright/Dry

These results are provisional until the conclusion of any judicial and technical matters.

Silverstone
Circuit Length = 3.1440 miles.
Start: 14:49 End: 15:24

Clerk of Course:

Stewards:

Timekeeper:

The RAC Woodcote Trophy Pre 56 Post-War Sportscars

RACE RESULT - Race 7

POS	NO	CL	NAME	NAT	ENTRY	TIME	LAPS	GAP	MPH	BEST
1	16	1	PEARSON/WEBB		Jaguar D-Type	1:00:37.225	26		80.95	2:12.228
2	17	4	GILLIES/MORRIS		Maserati 300S	1:00:51.373	26	14.148	80.64	2:13.121
3	55	1	WEBB/DODD		Jaguar C-Type	1:01:05.811	26	28.586	80.32	2:12.527
4	2	2	STEELE/WIGLEY		HWM Jaguar	1:01:09.018	26	31.793	80.25	2:12.920
5	61	2	Mike WINDSOR-PRICE		Kellison J4R	1:01:47.594	26	1:10.369	79.41	2:15.905
6	99	2	Chris KEEN		Kurtis 500S	1:02:48.722	26	2:11.497	78.13	2:17.254
7	23	2	WOOD/CANNELL		RGS Atalanta	1:03:01.747	26	2:24.522	77.86	2:17.138
8	6	1	EASTICK/PEARSON		Jaguar D-Type	1:00:03.734	25	1 LAP	78.56	2:13.481
9	24	4	Tony SMITH		Maserati 300S	1:00:48.551	25	1 LAP	77.60	2:20.158
10	15	2	BUTTERWORTH/PRICE		Allard JR	1:01:23.123	25	1 LAP	76.87	2:19.811
11	4	2	SHEAD/DRON		Allard J2	1:01:39.901	25	1 LAP	76.52	2:15.100
12	30	5	WOOD/GAULD		Lister Bristol	1:02:23.575	25	1 LAP	75.63	2:21.942
13	10	3	HALL/PARKER		Lotus Mk10	1:02:37.806	25	1 LAP	75.34	2:19.480
14	37	4	ALBUQUERQUE/STRETTON		Maserati 300S	1:02:53.365	25	1 LAP	75.03	2:13.672
15	64	3	Mike THORNE		Austin Healey 100M	1:00:45.678	24	2 LAPS	74.55	2:25.802
16	65	3	HARDY/SIDERY-SMITH		Austin Healey 100M	1:00:49.446	24	2 LAPS	74.48	2:25.146
17	1	2	FINBURGH/CROSTHWAITE		Jaguar C-Type	1:01:07.024	24	2 LAPS	74.12	2:23.948
18	5	2	SADLER/HUDSON		Allard J2X	1:01:07.187	24	2 LAPS	74.12	2:19.524
19	66	3	McGLONE/CLEGG		Aston Martin DB3S	1:01:23.709	24	2 LAPS	73.78	2:25.637
20	60	6	CONOLEY/DIFFEY		HRG	1:01:42.162	24	2 LAPS	73.42	2:26.059
21	36	6	ASHMEAD/BABER		Lotus 9	1:01:42.574	24	2 LAPS	73.41	2:26.141
22	59	2	GRROM/FENDER		Jaguar XK140	1:01:58.653	24	2 LAPS	73.09	2:25.241
23	48	4	MAHMOUD/AUDI		Aston Martin DB2	1:02:40.587	24	2 LAPS	72.28	2:27.903
24	27	4	BRAMALL/WESTMORELAND		Aston Martin DB3S	1:02:40.697	24	2 LAPS	72.27	2:28.723
25	32	5	PEARCY/CABBURN		Frazer Nash Le Mans Rep	1:02:55.385	24	2 LAPS	71.99	2:30.452
26	7	6	MOSS/PICKERING		OSCA MT4	1:00:57.363	23	3 LAPS	71.22	2:28.606
27	8	4	SAUL/LOCKIE		Mercedes 300SL	1:01:43.966	23	3 LAPS	70.33	2:29.389
28	3	2	JOHNS/GIBBON		Jaguar XK140	1:02:15.684	23	3 LAPS	69.73	2:31.057
29	51	3	FLATT/COSBY		Aston Martin DB2/4	1:03:01.333	23	3 LAPS	68.89	2:35.803
30	68	3	DRON/WILTSHIRE		Triumph TR2	1:03:03.100	23	3 LAPS	68.85	2:34.695
31	20	4	BEECROFT/HALL		Aston Martin DB3S	1:03:10.182	23	3 LAPS	68.73	2:32.612
32	33	5	HALL/BRADFIELD		Frazer Nash Le Man Rep	58:16.665	22	4 LAPS	71.26	2:29.460
33	12	6	FRANKEL/FRANKEL		Alfa Romeo Guilletta	1:00:43.828	22	4 LAPS	68.38	2:37.567
34	18	3	FLOOD/FRANKEL		Austin Healey 100/4	1:01:02.427	22	4 LAPS	68.03	2:27.848
35	53	5	CLARK/PRILL		Porsche 356	1:01:51.636	22	4 LAPS	67.13	2:35.375
36	31	2	WOODBIDGE/YOULE		Jaguar XK120	1:03:07.668	22	4 LAPS	65.78	2:38.589
37	28	4	STAMPER/CAMPBELL		Aston Martin DB2/4	1:00:43.653	21	5 LAPS	65.28	2:41.458
38	35	5	CHAMPION/CHILCOTT		Frazer Nash Mille Miglia	1:00:49.197	21	5 LAPS	65.18	2:26.330
39	34	5	Adrian VAN DER KROFT		Cooper T20 Sports	1:01:40.526	21	5 LAPS	64.27	2:26.507

NOT CLASSIFIED

19	5	Nick FAURE	Porsche 356	42:29.901	16	D.N.F.	71.08	2:26.703
22	6	GIBSON/GIBSON	Connaught ALSR	43:40.899	16	D.N.F.	69.16	2:31.919
94	1	Ben CUSSONS	Jaguar C-Type	11:56.599	5	D.N.F.	79.21	2:17.102
9	6	RICKETTS/SEWELL	Lotus 9	14:27.292	5	D.N.F.	65.45	2:30.103

FASTEST LAP

16	1	PEARSON/WEBB	Jaguar D-Type	2:12.228	25	85.59mph	137.75kph
2	2	STEELE/WIGLEY	HWM Jaguar	2:12.920	3	85.15mph	137.03kph
17	4	GILLIES/MORRIS	Maserati 300S	2:13.121	5	85.02mph	136.83kph
10	3	HALL/PARKER	Lotus Mk10	2:19.480	4	81.14mph	130.59kph
30	5	WOOD/GAULD	Lister Bristol	2:21.942	12	79.74mph	128.32kph
60	6	CONOLEY/DIFFEY	HRG	2:26.059	6	77.49mph	124.71kph

Weather/Track - Bright/Dry

These results are provisional until the conclusion of any judicial and technical matters.

Circuit Length = 3.1440 miles.

Start: 12:05 End: 13:06

Clerk of Course:	Stewards:	Timekeeper:
------------------	-----------	-------------

The RAC Woodcote Trophy Pre 56 Post-War Sportscars

LAP CHART

Lap 1			Lap 2			Lap 3			Lap 4			Lap 5		
No	Behind	Laptime	No	Behind	Laptime	No	Behind	Laptime	No	Behind	Laptime	No	Behind	Laptime
17		2:23.741	17		2:13.858	2		2:12.920	55		2:12.668	55		2:13.520
2	0.371	2:24.112	2	0.254	2:13.741	55	0.347	2:12.527	2	0.527	2:13.542	2	0.873	2:13.866
55	2.253	2:25.994	55	0.994	2:12.599	17	1.630	2:14.804	17	1.823	2:13.208	17	1.424	2:13.121
4	2.343	2:26.084	6	2.845	2:14.124	6	4.069	2:14.398	6	4.826	2:13.772	6	4.787	2:13.481
6	2.579	2:26.320	4	5.734	2:17.249	4	9.522	2:16.962	4	12.206	2:15.699	20	1 LAP	2:43.297
99	5.837	2:29.578	16	9.288	2:17.024	16	14.591	2:18.477	16	20.673	2:19.097	4	15.542	2:16.856
16	6.122	2:29.863	99	12.183	2:20.204	61	18.270	2:17.449	61	21.160	2:15.905	18	1 LAP	2:56.205
23	7.115	2:30.856	23	12.420	2:19.163	23	18.741	2:19.495	23	23.398	2:17.672	16	26.422	2:19.269
94	7.528	2:31.269	94	13.008	2:19.338	94	20.022	2:20.188	94	24.109	2:17.102	61	26.615	2:18.975
24	8.082	2:31.823	61	13.995	2:19.353	99	20.560	2:21.551	99	28.000	2:20.455	23	28.456	2:18.578
61	8.500	2:32.241	10	18.715	2:19.892	10	25.458	2:19.917	10	31.923	2:19.480	99	34.619	2:20.139
10	12.681	2:36.422	24	24.782	2:30.558	24	32.148	2:20.540	24	39.508	2:20.375	10	39.006	2:20.603
15	14.505	2:38.246	37	25.427	2:24.452	5	34.251	2:21.739	5	40.760	2:19.524	94	39.291	2:28.702
37	14.833	2:38.574	5	25.686	2:23.900	15	37.406	2:24.760	15	45.341	2:20.950	24	46.150	2:20.162
5	15.644	2:39.385	15	25.820	2:25.173	37	38.413	2:26.160	1	50.073	2:23.948	5	47.250	2:20.010
1	15.874	2:39.615	1	26.982	2:24.966	1	39.140	2:25.332	30	50.571	2:23.546	15	52.127	2:20.306
30	16.392	2:40.133	30	27.693	2:25.159	30	40.040	2:25.521	37	52.455	2:27.057	1	1:01.352	2:24.799
66	16.969	2:40.710	59	30.637	2:27.187	59	42.704	2:25.241	59	56.893	2:27.204	30	1:01.798	2:24.747
59	17.308	2:41.049	66	30.896	2:27.785	66	44.553	2:26.831	66	58.688	2:27.150	37	1:05.848	2:26.913
65	17.756	2:41.497	65	31.895	2:27.997	65	46.927	2:28.206	65	59.756	2:25.844	59	1:10.474	2:27.101
19	19.143	2:42.884	19	33.221	2:27.936	19	47.862	2:27.815	19	1:02.851	2:28.004	65	1:12.948	2:26.712
7	20.349	2:44.090	7	35.385	2:28.894	7	51.012	2:28.801	64	1:05.709	2:26.980	66	1:13.120	2:27.952
64	21.512	2:45.253	64	37.151	2:29.497	64	51.744	2:27.767	34	1:06.529	2:26.785	19	1:17.185	2:27.854
60	22.339	2:46.080	35	37.920	2:29.060	34	52.759	2:27.138	7	1:07.652	2:29.655	64	1:18.027	2:25.838
35	22.718	2:46.459	60	38.443	2:29.962	35	53.591	2:28.845	60	1:08.072	2:26.804	34	1:20.098	2:27.089
34	23.952	2:47.693	34	38.795	2:28.701	60	54.283	2:29.014	35	1:09.516	2:28.940	60	1:21.785	2:27.233
48	24.971	2:48.712	48	41.050	2:29.937	48	57.188	2:29.312	48	1:12.615	2:28.442	7	1:22.738	2:28.606
32	25.561	2:49.302	32	45.074	2:33.371	36	1:04.610	2:32.067	36	1:19.434	2:27.839	35	1:24.591	2:28.595
9	26.111	2:49.852	9	45.182	2:32.929	9	1:04.918	2:32.910	9	1:22.006	2:30.103	48	1:27.188	2:28.093
36	26.474	2:50.215	36	45.717	2:33.101	32	1:05.056	2:33.156	32	1:24.654	2:32.613	36	1:34.461	2:28.547
33	27.583	2:51.324	33	46.716	2:32.991	33	1:07.751	2:34.209	33	1:25.868	2:31.132	32	1:43.180	2:32.046
27	28.743	2:52.484	27	48.069	2:33.184	27	1:08.350	2:33.455	27	1:26.213	2:30.878	33	1:43.755	2:31.407
22	36.912	3:00.653	68	59.246	2:35.961	68	1:20.767	2:34.695	22	1:43.286	2:34.958	27	1:47.028	2:34.335
68	37.143	3:00.884	22	59.689	2:36.635	22	1:21.343	2:34.828	68	1:43.958	2:36.206	22	2:04.613	2:34.847
18	41.008	3:04.749	31	1:11.551	2:43.470	31	1:40.924	2:42.547	53	2:08.901	2:39.768	68	2:05.522	2:35.084
31	41.939	3:05.680	28	1:12.968	2:42.635	53	1:42.148	2:42.314	12	2:11.103	2:41.176			
53	42.848	3:06.589	53	1:13.008	2:44.018	12	1:42.942	2:40.701	31	2:11.309	2:43.400			
28	44.191	3:07.932	51	1:14.664	2:43.706	51	1:43.205	2:41.715	51	2:11.429	2:41.239			
20	44.566	3:08.307	12	1:15.415	2:43.811	28	1:44.472	2:44.678	8	2:12.286	2:40.637			
51	44.816	3:08.557	8	1:16.146	2:44.722	8	1:44.664	2:41.692	3	2:12.582	2:40.726			
8	45.282	3:09.023	3	1:18.177	2:46.573	3	1:44.871	2:39.868	28	2:13.383	2:41.926			
3	45.462	3:09.203	18	1:18.287	2:51.137	20	1:48.722	2:42.912						
12	45.462	3:09.203	20	1:18.984	2:48.276	18	1:56.357	2:51.244						

The RAC Woodcote Trophy Pre 56 Post-War Sportscars

LAP CHART

(contd.)

Lap 6			Lap 7			Lap 8			Lap 9			Lap 10		
No	Behind	Laptime	No	Behind	Laptime	No	Behind	Laptime	No	Behind	Laptime	No	Behind	Laptime
55		2:14.347	55		2:13.172	55		2:13.786	55		2:13.296	55		2:13.525
2	1.240	2:14.714	2	1.339	2:13.271	2	0.522	2:12.969	7	1 LAP	2:31.577	34	1 LAP	2:26.637
17	1.708	2:14.631	17	2.136	2:13.600	17	1.718	2:13.368	2	1.599	2:14.373	2	2.551	2:14.477
6	6.075	2:15.635	6	8.455	2:15.552	33	1 LAP	2:30.990	17	1.865	2:13.443	17	2.955	2:14.615
53	1 LAP	2:38.587	22	1 LAP	2:35.809	32	1 LAP	2:30.890	36	1 LAP	2:28.661	60	1 LAP	2:30.110
3	1 LAP	2:36.155	68	1 LAP	2:36.148	27	1 LAP	2:30.333	18	2 LAPS	2:52.150	48	1 LAP	2:29.711
4	22.306	2:21.111	4	27.360	2:18.226	6	17.636	2:22.967P	33	1 LAP	2:29.460	36	1 LAP	2:27.755
51	1 LAP	2:39.710	16	38.822	2:20.867	4	32.693	2:19.119	32	1 LAP	2:31.162	7	1 LAP	2:32.850
12	1 LAP	2:41.213	61	39.837	2:21.558	22	1 LAP	2:34.846	27	1 LAP	2:29.774	33	1 LAP	2:29.709
8	1 LAP	2:42.449	23	40.232	2:20.832	68	1 LAP	2:36.267	4	36.991	2:17.594	32	1 LAP	2:30.452
28	1 LAP	2:41.782	3	1 LAP	2:35.105	61	42.583	2:16.532	23	49.098	2:17.985	27	1 LAP	2:30.576
31	1 LAP	2:45.282	53	1 LAP	2:38.441	23	44.409	2:17.963	16	50.144	2:18.485	4	45.034	2:21.568
16	31.127	2:19.052	51	1 LAP	2:37.549	16	44.955	2:19.919	22	1 LAP	2:33.855	16	55.268	2:18.649
61	31.451	2:19.183	12	1 LAP	2:38.565	3	1 LAP	2:31.057	61	1:02.852	2:33.565P	23	55.656	2:20.083
23	32.572	2:18.463	99	51.410	2:23.513	99	1:00.261	2:22.637	68	1 LAP	2:41.815P	18	2 LAPS	2:55.891
20	1 LAP	2:44.969	8	1 LAP	2:40.252	10	1:03.835	2:23.262	99	1:06.838	2:19.873	99	1:13.480	2:20.167
99	41.069	2:20.797	10	54.359	2:22.086	24	1:07.000	2:21.620	10	1:11.430	2:20.891	22	1 LAP	2:33.608
10	45.445	2:20.786	28	1 LAP	2:41.686	5	1:08.103	2:21.601	24	1:13.939	2:20.235	10	1:19.376	2:21.471
24	52.180	2:20.377	31	1 LAP	2:41.656	53	1 LAP	2:37.946	5	1:15.084	2:20.277	5	1:21.823	2:20.264
5	53.547	2:20.644	24	59.166	2:20.158	51	1 LAP	2:37.723	3	1 LAP	2:35.196	24	1:31.993	2:31.579P
9	1 LAP	4:01.498P	5	1:00.288	2:19.913	12	1 LAP	2:38.656	37	1 LAP	3:57.450	15	1:33.559	2:21.508
15	59.756	2:21.976	20	1 LAP	2:43.069	15	1:17.284	2:23.027	15	1:25.576	2:21.588	37	1 LAP	2:31.895
18	1 LAP	2:58.724	15	1:08.043	2:21.459	31	1 LAP	2:38.589	53	1 LAP	2:37.290	3	1 LAP	2:37.206
1	1:12.262	2:25.257	1	1:24.425	2:25.335	8	1 LAP	2:42.926	51	1 LAP	2:36.005	35	1 LAP	2:30.638
30	1:13.179	2:25.728	30	1:24.897	2:24.890	28	1 LAP	2:41.458	12	1 LAP	2:37.567	1	1:57.241	2:24.542
37	1:19.563	2:28.062	59	1:38.187	2:27.665	1	1:34.648	2:24.009	35	1 LAP	4:03.508	51	1 LAP	2:36.541
59	1:23.694	2:27.567	65	1:39.880	2:25.735	30	1:35.137	2:24.026	1	1:46.224	2:24.872	30	1:57.630	2:24.127
66	1:26.449	2:27.676	66	1:40.108	2:26.831	20	1 LAP	2:44.792	30	1:47.028	2:25.187	53	1 LAP	2:41.156
65	1:27.317	2:28.716	64	1:45.264	2:26.195	59	1:51.035	2:26.634	8	1 LAP	2:41.775	12	1 LAP	2:37.634
19	1:31.200	2:28.362	19	1:46.067	2:28.039	65	1:51.240	2:25.146	31	1 LAP	2:42.994	6	2:06.685	2:23.451
64	1:32.241	2:28.561	60	1:46.430	2:26.105	66	1:52.330	2:26.008	28	1 LAP	2:43.149	61	2:15.844	3:26.517
60	1:33.497	2:26.059	34	1:49.441	2:28.014	64	1:57.910	2:26.432	6	1:56.759	3:52.419	8	1 LAP	2:39.127
34	1:34.599	2:28.848	18	1 LAP	2:52.837	19	1:58.984	2:26.703	66	2:04.671	2:25.637			
7	1:38.227	2:29.836	37	1:52.508	2:46.117P	60	2:01.689	2:29.045	65	2:05.535	2:27.591			
35	1:39.640	2:29.396	48	1:56.267	2:28.695	34	2:02.613	2:26.958	59	2:06.595	2:28.856			
48	1:40.744	2:27.903	7	1:56.297	2:31.242	48	2:11.298	2:28.817	64	2:10.548	2:25.934			
36	1:47.742	2:27.628	36	2:02.012	2:27.442				20	1 LAP	2:47.722			
33	2:00.049	2:30.641	35	2:03.395	2:36.927P				19	2:12.605	2:26.917			
32	2:00.828	2:31.995												
27	2:03.546	2:30.865												

The RAC Woodcote Trophy Pre 56 Post-War Sportscars

LAP CHART

(contd.)

Lap 11			Lap 12			Lap 13			Lap 14			Lap 15		
No	Behind	Laptime	No	Behind	Laptime	No	Behind	Laptime	No	Behind	Laptime	No	Behind	Laptime
55		2:17.169	55		2:14.756	2		2:14.832	17		2:14.937	17		2:14.151
66	1 LAP	2:26.127	51	2 LAPS	2:35.803	1	1 LAP	2:26.041	61	1 LAP	2:18.225	12	3 LAPS	2:40.976
2	0.104	2:14.722	2	1.249	2:15.901	17	1.357	2:16.099	60	2 LAPS	3:59.021	16	1 LAP	2:13.615
31	2 LAPS	2:39.802	17	1.339	2:14.707	6	1 LAP	2:21.120	16	1 LAP	2:15.076	51	3 LAPS	4:05.095
17	1.388	2:15.602	61	1 LAP	2:18.004	37	2 LAPS	2:39.876P	6	1 LAP	2:22.659	61	1 LAP	2:17.351
59	1 LAP	2:27.835	53	2 LAPS	2:39.029	28	3 LAPS	4:13.516	2	9.428	2:25.722P	6	1 LAP	2:20.312
64	1 LAP	2:26.929	66	1 LAP	2:26.427	61	1 LAP	2:18.104	1	1 LAP	2:26.605	22	2 LAPS	2:42.673P
65	1 LAP	2:36.227P	59	1 LAP	2:28.868	55	6.246	2:22.327P	48	2 LAPS	3:41.268	8	3 LAPS	3:55.894
19	1 LAP	2:29.547	12	2 LAPS	2:48.520P	35	2 LAPS	2:30.358	30	1 LAP	2:38.856P	60	2 LAPS	2:33.020
34	1 LAP	2:26.507	64	1 LAP	2:28.501	16	1 LAP	3:34.676	35	2 LAPS	2:27.626	4	2 LAPS	6:02.427
60	1 LAP	2:27.436	8	2 LAPS	2:39.935	3	2 LAPS	2:38.690	59	1 LAP	2:30.977	1	1 LAP	2:36.129P
28	2 LAPS	2:57.956P	19	1 LAP	2:30.086	7	2 LAPS	4:07.337	27	2 LAPS	3:59.747	35	2 LAPS	2:29.199
20	2 LAPS	2:44.604	31	2 LAPS	2:41.026	66	1 LAP	2:27.109	64	1 LAP	2:30.454	48	2 LAPS	2:35.020
48	1 LAP	2:30.196	34	1 LAP	2:30.207	59	1 LAP	2:27.961	28	3 LAPS	2:58.844	36	2 LAPS	4:00.497
36	1 LAP	2:26.996	60	1 LAP	2:40.288P	53	2 LAPS	2:38.422	7	2 LAPS	2:41.296	33	2 LAPS	3:52.301
68	2 LAPS	4:09.676	36	1 LAP	2:30.795	64	1 LAP	2:26.407	99	1 LAP	2:23.370	99	1 LAP	2:25.589
7	1 LAP	2:42.096P	24	1 LAP	3:46.646	51	2 LAPS	2:48.144P	66	1 LAP	2:42.383P	64	1 LAP	2:28.166
33	1 LAP	2:29.497	20	2 LAPS	2:44.468	19	1 LAP	2:28.561	32	2 LAPS	4:02.923	59	1 LAP	2:30.612
4	49.161	2:21.296	23	58.827	2:17.958	34	1 LAP	2:28.396	34	1 LAP	2:27.563	27	2 LAPS	2:32.724
27	1 LAP	2:28.723	33	1 LAP	2:31.469	99	1 LAP	3:41.894	19	1 LAP	2:29.029	20	3 LAPS	4:04.011
32	1 LAP	2:31.459	48	1 LAP	2:55.745P	24	1 LAP	2:24.141	3	2 LAPS	2:48.490P	34	1 LAP	2:29.550
23	55.625	2:17.138	68	2 LAPS	2:42.860	8	2 LAPS	2:51.320P	53	2 LAPS	2:39.893	24	1 LAP	2:22.910
16	1:05.117	2:27.018P	4	1:15.086	2:40.681P	23	1:02.376	2:19.630	24	1 LAP	2:20.513	19	1 LAP	2:31.693
10	1:23.696	2:21.489	27	1 LAP	2:40.110P	31	2 LAPS	2:55.583P	23	1:18.147	2:32.065P	7	2 LAPS	2:37.446
5	1:25.500	2:20.846	32	1 LAP	2:40.076P	36	1 LAP	2:40.644P	15	1 LAP	2:22.001	32	2 LAPS	2:34.763
99	1:28.623	2:32.312P	10	1:29.186	2:20.246	15	1 LAP	3:52.409	55	1:29.995	3:40.043	31	3 LAPS	4:35.711
22	1 LAP	2:33.047	5	1:31.526	2:20.782	33	1 LAP	2:37.601P	10	1:38.794	2:20.367	53	2 LAPS	2:36.051
18	2 LAPS	3:09.835P	65	1 LAP	3:52.152	20	2 LAPS	2:53.446P	37	2 LAPS	4:13.305	15	1 LAP	2:22.693
15	1:51.691	2:35.301P	22	1 LAP	2:33.448	10	1:34.721	2:21.616	68	2 LAPS	2:40.732	28	3 LAPS	2:55.990
37	1 LAP	2:29.248	30	2:13.445	2:21.942	68	2 LAPS	2:41.535	18	3 LAPS	2:29.905	55	1:35.476	2:19.632
1	2:06.022	2:25.950				5	1:47.102	2:31.657P	65	1 LAP	2:28.398	2	1:48.418	3:53.141
30	2:06.259	2:25.798				12	2 LAPS	3:46.995				30	1 LAP	3:53.552
35	1 LAP	2:29.620				18	3 LAPS	4:34.108				10	2:00.319	2:35.676P
6	2:11.382	2:21.866				65	1 LAP	2:29.554				37	2 LAPS	2:15.233
3	1 LAP	2:44.834				22	1 LAP	2:31.919				5	1 LAP	4:45.838
												16	2:21.334	2:14.132
												66	1 LAP	3:47.431
												18	3 LAPS	2:29.302
												61	2:25.478	2:16.401
												65	1 LAP	2:26.651

The RAC Woodcote Trophy Pre 56 Post-War Sportscars

LAP CHART

(contd.)

Lap 16			Lap 17			Lap 18			Lap 19			Lap 20		
No	Behind	Laptime	No	Behind	Laptime	No	Behind	Laptime	No	Behind	Laptime	No	Behind	Laptime
17		2:27.691P	17		3:42.852	17		2:19.941	17		2:18.705	17		2:22.833
68	3 LAPS	2:42.597	15	1 LAP	2:23.861	15	1 LAP	2:19.943	12	3 LAPS	2:41.055	68	3 LAPS	2:40.315
6	1 LAP	2:21.660	55	7.098	2:20.521	27	2 LAPS	2:30.603	48	2 LAPS	2:34.990	15	1 LAP	2:26.666
12	3 LAPS	2:41.929	32	2 LAPS	2:35.055	55	6.635	2:19.478	15	1 LAP	2:19.811	55	8.611	2:24.097
51	3 LAPS	2:38.054	20	3 LAPS	2:37.235	33	2 LAPS	2:39.368	55	7.347	2:19.417	37	2 LAPS	2:17.312
3	3 LAPS	4:07.957	10	1 LAP	4:22.405	19	2 LAPS	5:08.059P	37	2 LAPS	2:14.919	51	3 LAPS	2:40.494
4	2 LAPS	2:16.238	7	2 LAPS	2:38.023	37	2 LAPS	2:17.328	27	2 LAPS	2:30.331	48	2 LAPS	2:36.279
8	3 LAPS	2:30.238	53	2 LAPS	2:36.785	2	20.722	2:19.246	2	20.427	2:18.410	34	2 LAPS	2:58.388P
23	1 LAP	3:52.688	37	2 LAPS	2:14.981	32	2 LAPS	2:33.600	16	28.039	2:15.045	2	17.898	2:20.304
60	2 LAPS	2:30.824	2	21.417	2:20.373	20	3 LAPS	2:34.807	10	1 LAP	2:30.677	16	18.239	2:13.033
35	2 LAPS	2:28.130	31	3 LAPS	2:46.657	10	1 LAP	2:31.771	32	2 LAPS	2:33.947	12	3 LAPS	2:43.186
48	2 LAPS	2:32.255	16	37.523	2:13.424	7	2 LAPS	2:35.074	33	2 LAPS	2:43.171	27	2 LAPS	2:33.996
36	2 LAPS	2:32.352	30	1 LAP	2:28.030	16	31.699	2:14.117	20	3 LAPS	2:34.007	53	3 LAPS	4:23.475
99	1 LAP	2:17.254	61	52.336	2:19.823	53	2 LAPS	2:49.008P	7	2 LAPS	2:34.814	10	1 LAP	2:30.098
33	2 LAPS	2:34.584	22	2 LAPS	2:47.027	30	1 LAP	2:24.834	61	50.001	2:17.047	32	2 LAPS	2:32.063
64	1 LAP	2:25.802	5	1 LAP	2:36.091	61	51.659	2:19.264	30	1 LAP	2:23.201	61	48.325	2:21.157
24	1 LAP	2:20.543	66	1 LAP	2:26.687	31	3 LAPS	2:47.119	4	1 LAP	2:18.190	20	3 LAPS	2:35.376
59	1 LAP	2:27.799	28	3 LAPS	2:54.525	4	1 LAP	2:19.477	6	1:14.592	2:21.562	33	2 LAPS	2:36.974
27	2 LAPS	2:30.457	6	1:07.251	2:21.943	6	1:11.735	2:24.425	64	1 LAP	2:28.003	30	1 LAP	2:24.619
19	1 LAP	2:28.412	4	1 LAP	2:15.818	5	1 LAP	2:33.757	5	1 LAP	2:31.686	4	1 LAP	2:17.493
20	3 LAPS	2:36.142	65	1 LAP	2:29.431	64	1 LAP	3:45.089	65	1 LAP	2:28.431	7	2 LAPS	2:36.821
32	2 LAPS	2:33.470	18	3 LAPS	2:30.941	65	1 LAP	2:28.086	18	3 LAPS	2:28.923	6	1:14.696	2:22.937
7	2 LAPS	2:38.827	23	1:35.206	2:23.699	18	3 LAPS	2:32.355	31	3 LAPS	2:52.129	64	1 LAP	2:27.552
34	1 LAP	2:43.317P	1	1 LAP	2:27.913	22	2 LAPS	2:42.957	66	1 LAP	2:31.046	65	1 LAP	2:28.692
15	1 LAP	2:22.225	68	2 LAPS	2:41.324	28	3 LAPS	2:48.558	23	1:48.010	2:26.035	5	1 LAP	2:30.572
53	2 LAPS	2:35.375	34	1 LAP	4:05.396	66	1 LAP	2:50.337	99	1:48.755	2:19.818	18	3 LAPS	2:29.089
55	1:29.429	2:21.644	8	2 LAPS	2:31.333	23	1:40.680	2:25.415	1	1 LAP	2:28.215	99	1:48.903	2:22.981
31	3 LAPS	2:48.052	99	1:48.335	2:24.013	1	1 LAP	2:29.435	28	3 LAPS	2:51.203	23	1:49.743	2:24.566
2	1:43.896	2:23.169	60	1 LAP	2:32.113	99	1:47.642	2:19.248	35	1 LAP	2:28.097	66	1 LAP	2:32.852
37	2 LAPS	2:15.918	35	1 LAP	2:29.934	59	1 LAP	4:13.906	8	2 LAPS	2:29.620	1	1 LAP	2:26.587
28	3 LAPS	2:53.096	3	2 LAPS	2:36.913	8	2 LAPS	2:29.389	60	1 LAP	2:29.253	31	3 LAPS	2:52.008
30	1 LAP	2:26.415	51	2 LAPS	2:38.364	35	1 LAP	2:27.076	24	2:09.023	2:24.117	24	2:07.026	2:20.836
22	2 LAPS	4:09.789	12	2 LAPS	2:41.691	60	1 LAP	2:29.425	59	1 LAP	2:38.310	35	1 LAP	2:26.330
16	2:06.951	2:13.308	36	1 LAP	2:27.785	34	1 LAP	2:35.626	36	1 LAP	2:27.495	8	2 LAPS	2:30.268
5	1 LAP	2:35.664	24	2:01.187	2:21.817	24	2:03.611	2:22.365	3	2 LAPS	2:35.379	60	1 LAP	2:30.069
61	2:15.365	2:17.578	48	1 LAP	2:33.369	3	2 LAPS	2:33.870						
66	1 LAP	2:25.666				68	2 LAPS	2:42.411						
18	3 LAPS	2:31.043				36	1 LAP	2:29.233						
65	1 LAP	2:27.748				51	2 LAPS	2:38.502						
6	2:28.160	2:20.000												
4	1 LAP	2:15.100												
68	2 LAPS	2:41.309												
1	1 LAP	4:46.168												
23	2:54.359	2:25.366												
3	2 LAPS	2:37.197												
8	2 LAPS	2:31.004												
60	1 LAP	2:30.285												
12	2 LAPS	2:44.823												
51	2 LAPS	2:42.676												
35	1 LAP	2:27.562												

The RAC Woodcote Trophy Pre 56 Post-War Sportscars

LAP CHART

(contd.)

Lap 21			Lap 22			Lap 23			Lap 24			Lap 25		
No	Behind	Laptime	No	Behind	Laptime	No	Behind	Laptime	No	Behind	Laptime	No	Behind	Laptime
17		2:19.766	17		2:18.455	17		2:19.783	16		2:14.314	16		2:12.228
59	2 LAPS	2:35.414	37	2 LAPS	2:16.429	16	2.693	2:13.415	1	2 LAPS	2:25.785	24	1 LAP	2:20.930
36	2 LAPS	2:28.701	8	3 LAPS	2:29.961	34	4 LAPS	6:45.330P	17	3.042	2:20.049	18	4 LAPS	2:28.823
37	2 LAPS	2:16.391	60	2 LAPS	2:30.160	55	11.881	2:19.230	66	2 LAPS	2:30.342	17	9.695	2:18.881
55	9.547	2:20.702	16	9.061	2:14.982	8	3 LAPS	2:29.871	55	12.481	2:17.607	5	2 LAPS	2:30.202
15	1 LAP	2:23.536	55	12.434	2:21.342	2	18.149	2:18.702	2	21.329	2:20.187	1	2 LAPS	2:25.733
16	12.534	2:14.061	15	1 LAP	2:22.910	60	2 LAPS	2:29.774	15	1 LAP	2:23.523	55	22.407	2:22.154
3	3 LAPS	2:35.271	36	2 LAPS	2:32.108	15	1 LAP	2:21.921	8	3 LAPS	2:29.783	2	27.617	2:18.516
28	4 LAPS	2:51.545	31	4 LAPS	2:51.603	36	2 LAPS	2:26.141	60	2 LAPS	2:29.666	66	2 LAPS	2:30.413
2	17.092	2:18.960	2	19.230	2:20.593	59	2 LAPS	2:31.618	36	2 LAPS	2:26.729	53	4 LAPS	2:57.433
68	3 LAPS	2:42.389	59	2 LAPS	2:36.226	3	3 LAPS	2:32.008	59	2 LAPS	2:30.494	15	1 LAP	2:24.156
51	3 LAPS	2:36.314	3	3 LAPS	2:34.997	31	4 LAPS	2:46.007	61	52.333	2:19.143	8	3 LAPS	2:29.748
48	2 LAPS	2:34.342	35	2 LAPS	3:09.893P	61	50.197	2:21.288	4	1 LAP	2:15.883	34	5 LAPS	5:13.247
27	2 LAPS	2:34.855	28	4 LAPS	2:47.069	4	1 LAP	2:16.663	3	3 LAPS	2:32.466	60	2 LAPS	2:29.694
12	3 LAPS	2:42.631	48	2 LAPS	2:33.892	48	2 LAPS	2:34.144	31	4 LAPS	2:46.581	36	2 LAPS	2:27.174
61	47.402	2:18.843	68	3 LAPS	2:40.292	51	3 LAPS	2:36.840	48	2 LAPS	2:32.909	4	1 LAP	2:17.299
10	1 LAP	2:30.662	51	3 LAPS	2:36.508	27	2 LAPS	2:32.536	30	1 LAP	2:24.876	59	2 LAPS	2:31.037
32	2 LAPS	2:31.591	61	48.692	2:19.745	68	3 LAPS	2:41.592	27	2 LAPS	2:32.914	61	1:05.881	2:25.776
4	1 LAP	2:17.197	27	2 LAPS	2:33.091	28	4 LAPS	2:50.807	6	1:26.832	2:23.302	3	3 LAPS	2:32.371
53	3 LAPS	2:50.376	4	1 LAP	2:17.145	30	1 LAP	2:26.610	10	1 LAP	2:28.758	30	1 LAP	2:25.733
30	1 LAP	2:25.702	10	1 LAP	2:29.528	10	1 LAP	2:30.010	51	3 LAPS	2:41.399	48	2 LAPS	2:35.207
20	3 LAPS	2:33.717	12	3 LAPS	2:40.154	6	1:20.537	2:21.207	68	3 LAPS	2:40.148	6	1:40.588	2:25.984
6	1:15.541	2:20.611	30	1 LAP	2:25.907	32	2 LAPS	2:32.116	32	2 LAPS	2:31.658	27	2 LAPS	2:30.104
7	2 LAPS	2:37.141	32	2 LAPS	2:32.036	12	3 LAPS	2:43.160	28	4 LAPS	2:48.411	10	1 LAP	2:28.913
33	2 LAPS	2:49.665	6	1:19.113	2:22.027	20	3 LAPS	2:32.612	20	3 LAPS	2:34.947	31	4 LAPS	2:49.859
64	1 LAP	2:26.133	20	3 LAPS	2:33.882	33	2 LAPS	2:32.322	12	3 LAPS	2:40.378	51	3 LAPS	2:39.098
65	1 LAP	2:27.122	53	3 LAPS	2:49.799	7	2 LAPS	2:36.477	99	1:57.162	2:20.135	32	2 LAPS	2:31.485
5	1 LAP	2:29.759	7	2 LAPS	2:35.740	99	1:54.034	2:20.579	23	2:02.091	2:22.437	68	3 LAPS	2:39.032
99	1:49.157	2:20.020	33	2 LAPS	2:33.581	23	1:56.661	2:21.783	33	2 LAPS	2:33.520	99	2:04.235	2:19.301
23	1:50.616	2:20.639	64	1 LAP	2:26.763	64	1 LAP	2:30.604	64	1 LAP	2:26.629	23	2:12.400	2:22.537
18	3 LAPS	2:28.533	99	1:53.238	2:22.536	65	1 LAP	2:26.540	37	1 LAP	2:15.266	20	3 LAPS	2:33.707
1	1 LAP	2:26.000	65	1 LAP	2:28.735	53	3 LAPS	2:54.487	65	1 LAP	2:26.389	37	1 LAP	2:15.873
66	1 LAP	2:30.362	23	1:54.661	2:22.500	18	3 LAPS	2:27.848	7	2 LAPS	2:35.691			
24	2:08.367	2:21.107	18	3 LAPS	2:27.853	24	2:11.833	2:20.279						
			5	1 LAP	2:31.240	37	1 LAP	2:13.672						
			24	2:11.337	2:21.425	5	1 LAP	2:31.365						
			1	1 LAP	2:26.272									
			37	1 LAP	2:14.564									
			66	1 LAP	2:29.488									

The RAC Woodcote Trophy Pre 56 Post-War Sportscars LAP CHART

(contd.)

Lap 26			Lap 27			Lap 28			Lap 29			Lap 30		
No	Behind	Laptime	No	Behind	Laptime	No	Behind	Laptime	No	Behind	Laptime	No	Behind	Laptime
16		2:14.079												
28	5 LAPS	2:46.887												
12	4 LAPS	2:39.804												
64	2 LAPS	2:26.114												
24	1 LAP	2:21.877												
35	5 LAPS	8:33.004												
65	2 LAPS	2:27.846												
17	14.148	2:18.532												
7	3 LAPS	2:35.029												
18	4 LAPS	2:30.932												
55	28.586	2:20.258												
1	2 LAPS	2:27.516												
5	2 LAPS	2:30.471												
2	31.793	2:18.255												
15	1 LAP	2:23.174												
66	2 LAPS	2:30.459												
4	1 LAP	2:18.526												
34	5 LAPS	2:29.136												
60	2 LAPS	2:30.722												
36	2 LAPS	2:30.233												
8	3 LAPS	2:32.999												
61	1:10.369	2:18.567												
53	4 LAPS	2:55.394												
59	2 LAPS	2:30.102												
3	3 LAPS	2:34.152												
30	1 LAP	2:24.436												
10	1 LAP	2:30.780												
48	2 LAPS	2:38.184												
27	2 LAPS	2:33.992												
99	2:11.497	2:21.341												
37	1 LAP	2:16.370												
32	2 LAPS	2:34.156												
51	3 LAPS	2:41.297												
23	2:24.522	2:26.201												
68	3 LAPS	2:39.828												
31	4 LAPS	2:51.913												
20	3 LAPS	2:33.877												

Roy Salvadori Trophy Sponsored By Scalextric for Aston Martin

QUALIFYING - Race 10

POS	NO	CL	NAME	NAT	ENTRY	TIME	LAPS	GAP	MPH
1	62	A4	Nick LEVENTIS		Aston Martin DBR1	2:18.563	10		81.68
2	63	A4	Wolfgang FRIEDRICHS		Aston Martin DBR1	2:19.132	10	0.569	81.35
3	66	A4	Martin MCGLONE		Aston Martin DB3S	2:20.896	9	2.333	80.33
4	65	A4	Darren MCWHIRTER		Lagonda V12	2:20.926	9	2.363	80.31
5	59	A4	Adrian STOOP		Aston Martin DB3S	2:25.532	9	6.969	77.77
6	58	A4	David BENNETT		Aston Martin DB3S	2:25.755	9	7.192	77.65
7	30	P4	Andy BELL		Aston Martin Monoposto	2:26.410	8	7.847	77.30
8	49	A2	Jon GROSS		Aston Martin DB3	2:27.808	9	9.245	76.57
9	55	A4	Chris ADAMS		Aston Martin DB2	2:30.416	4	11.853	75.24
10	35	A1	Chris JOLLY		Aston Martin DB2	2:30.611	9	12.048	75.15
11	61	A4	Adrian BEECROFT		Aston Martin DBR1	2:32.088	9	13.525	74.42
12	56	A4	Terry BRAMALL		Aston Martin DB3S	2:32.108	9	13.545	74.41
13	48	A2	Tarek MAHMOUD		Aston Martin DB2	2:32.822	9	14.259	74.06
14	40	A2	Nicholas RUDELL		Aston Martin Mk3	2:32.869	9	14.306	74.04
15	50	A2	David BROCK-JEST		Aston Martin Mk3	2:33.439	4	14.876	73.76
16	51	A2	Donald FLATT		Aston Martin DB2/4	2:34.305	7	15.742	73.35
17	28	P4	Richard LAKE		Aston Martin Speed	2:35.145	9	16.582	72.95
18	27	P4	Peter DUBSKY		Aston Martin Mk2	2:37.141	9	18.578	72.02
19	38	A1	Tim STAMPER		Aston Martin DB2/4	2:37.543	9	18.980	71.84
20	22	P4	Michael DEE		Aston Martin Speed Model	2:37.835	9	19.272	71.71
21	53	A4	Adrian JOHNSON		Aston Martin DB2	2:39.060	9	20.497	71.15
22	26	P4	Jim CAMPBELL		Aston Martin Mk2	2:39.249	8	20.686	71.07
23	37	A2	Kerry WILSON		Aston Martin DB2/4	2:40.004	8	21.441	70.73
24	11	P2	Jane VARLEY		Aston Martin Speed	2:42.665	8	24.102	69.58
25	47	A2	Tim PARKER		Aston Martin DB2/4	2:45.206	8	26.643	68.51
26	33	A1	Mark CAMPBELL		Aston Martin DB2/4	2:46.044	5	27.481	68.16
27	32	A1	Martin BREWER		Aston Martin DB2/4 Mk1	2:47.715	8	29.152	67.48
28	17	P2	Holly MASON		Aston Martin Ulster	2:47.944	8	29.381	67.39
29	46	A2	Simon JEFFERIES		Aston Martin DB3	2:48.342	8	29.779	67.23
30	41	A2	Bob WHITE		Aston Martin DB2/4	2:50.702	8	32.139	66.30
31	15	P2	Russell HICKS		Aston Martin Ulster LM1S	2:55.376	8	36.813	64.53
32	9	P2	David OZANNE		Aston Martin Speed	2:55.479	8	36.916	64.50
33	10	P2	Kelvin ROBINSON		Aston Martin Ulster	2:56.051	8	37.488	64.29
34	20	P4	Chris SCOTT-MACKIRDY		Aston Martin Le Mans	2:56.684	8	38.121	64.06
35	4	P2	Gordon RISELEY		Aston Martin Le Mans	2:57.174	8	38.611	63.88
36	8	P2	Michael PINCHARD		Aston Martin Mk2 Ulster	3:00.992	8	42.429	62.53
37	5	P2	Tony RISELEY		Aston Martin International	3:16.106	7	57.543	57.71

Cars 35, 37, 50, 62 and 63 Please Fit Working Transponders

Weather/Track - Bright/Dry

These results are provisional until the conclusion of any judicial and technical matters.

Silverstone Hist

Circuit Length = 3.1440 miles.

Start: 17:42 End: 18:02

Clerk of Course:	Stewards:	Timekeeper:
------------------	-----------	-------------

Roy Salvadori Trophy Sponsored By Scalextric for Aston Martin LAP ANALYSIS

4	Gordon RISELEY	Aston Martin Le Mans
1 -	X:00.000	6 - 2:57.174
2 -	3:05.487	7 - 3:00.451
3 -	2:59.599	8 - 2:58.572
4 -	2:58.434	
5 -	2:59.378	
5	Tony RISELEY	Aston Martin International
1 -	X:00.000	6 - 3:19.509
2 -	3:17.876	7 - 3:17.951
3 -	3:16.106	
4 -	3:16.662	
5 -	3:18.674	
8	Michael PINCHARD	Aston Martin Mk2 Ulster
1 -	X:00.000	6 - 3:01.168
2 -	3:14.122	7 - 3:00.992
3 -	3:09.588	8 - 3:05.889
4 -	3:02.198	
5 -	3:03.933	
9	David OZANNE	Aston Martin Speed
1 -	X:00.000	6 - 2:59.086
2 -	3:16.199	7 - 2:55.479
3 -	3:00.936	8 - 2:58.510
4 -	3:03.024	
5 -	2:57.829	
10	Kelvin ROBINSON	Aston Martin Ulster
1 -	X:00.000	6 - 2:56.916
2 -	3:15.763	7 - 2:56.051
3 -	3:01.389	8 - 2:57.482
4 -	3:02.029	
5 -	2:58.308	
11	Jane VARLEY	Aston Martin Speed
1 -	X:00.000	6 - 2:42.665
2 -	2:53.095	7 - 2:46.657
3 -	2:45.813	8 - 2:44.432
4 -	2:45.881	
5 -	2:47.169	
15	Russell HICKS	Aston Martin Ulster LM1S
1 -	X:00.000	6 - 2:59.378
2 -	3:08.642	7 - 2:55.376
3 -	3:01.005	8 - 2:57.802
4 -	3:02.881	
5 -	2:58.147	

Roy Salvadori Trophy Sponsored By Scalextric for Aston Martin LAP ANALYSIS

(contd.)

17	Holly MASON	Aston Martin Ulster
1 -	X:00.000	6 - 4:03.103
2 -	3:01.402	7 - 2:51.540
3 -	2:48.605	8 - 2:53.794
4 -	2:47.944	
5 -	3:00.632P	
20	Chris SCOTT-MACKIRDY	Aston Martin Le Mans
1 -	X:00.000	6 - 2:58.296
2 -	3:12.382	7 - 2:56.684
3 -	3:02.085	8 - 2:57.170
4 -	3:02.652	
5 -	2:58.303	
22	Michael DEE	Aston Martin Speed Model
1 -	X:00.000	6 - 2:39.116
2 -	2:45.949	7 - 2:39.552
3 -	2:38.548	8 - 2:37.835
4 -	2:38.574	9 - 2:38.637
5 -	2:40.027	
26	Jim CAMPBELL	Aston Martin Mk2
1 -	X:00.000	6 - 2:39.249
2 -	2:45.827	7 - 2:44.234
3 -	2:46.278	8 - 2:57.283
4 -	2:44.935	
5 -	2:39.434	
27	Peter DUBSKY	Aston Martin Mk2
1 -	X:00.000	6 - 2:38.636
2 -	2:51.795	7 - 2:40.666
3 -	2:46.922	8 - 2:39.665
4 -	2:47.983	9 - 2:37.141
5 -	2:40.561	
28	Richard LAKE	Aston Martin Speed
1 -	X:00.000	6 - 2:35.145
2 -	2:53.425	7 - 2:37.463
3 -	2:44.896	8 - 2:36.078
4 -	2:40.474	9 - 2:35.711
5 -	2:38.724	
30	Andy BELL	Aston Martin Monoposto
1 -	X:00.000	6 - 2:26.410
2 -	2:38.643	7 - 2:27.287
3 -	2:36.060	8 - 2:57.852P
4 -	2:28.188	
5 -	2:28.038	

Roy Salvadori Trophy Sponsored By Scalextric for Aston Martin LAP ANALYSIS

(contd.)

32	Martin BREWER	Aston Martin DB2/4 Mk1
1 -	X:00.000	6 - 2:51.105
2 -	2:54.306	7 - 2:48.945
3 -	2:51.163	8 - 2:48.926
4 -	2:47.715	
5 -	2:49.611	
33	Mark CAMPBELL	Aston Martin DB2/4
1 -	X:00.000P	
2 -	3:06.204	
3 -	2:48.130	
4 -	2:46.044	
5 -	2:49.964	
35	Chris JOLLY	Aston Martin DB2
1 -	X:00.000	6 - 2:37.554
2 -	2:33.991	7 - 2:33.099
3 -	2:30.611	8 - 2:35.003
4 -	2:33.194	9 - 2:35.141
5 -	2:34.811	
37	Kerry WILSON	Aston Martin DB2/4
1 -	X:00.000	6 - 2:40.004
2 -	2:49.597	7 - 2:40.511
3 -	2:42.847	8 - 2:44.786
4 -	2:45.547	
5 -	2:43.027	
38	Tim STAMPER	Aston Martin DB2/4
1 -	X:00.000	6 - 2:39.522
2 -	2:53.079	7 - 2:37.543
3 -	2:51.969	8 - 2:38.594
4 -	2:51.082	9 - 2:38.494
5 -	2:38.610	
39	TBD	
40	Nicholas RUDELL	Aston Martin Mk3
1 -	X:00.000	6 - 2:35.019
2 -	2:46.635	7 - 2:38.267
3 -	2:35.813	8 - 2:34.315
4 -	2:34.801	9 - 2:32.869
5 -	2:34.353	

Roy Salvadori Trophy Sponsored By Scalextric for Aston Martin LAP ANALYSIS

(contd.)

41	Bob WHITE	Aston Martin DB2/4
1 -	X:00.000	6 - 2:55.124
2 -	3:09.189	7 - 2:54.702
3 -	3:00.962	8 - 2:50.702
4 -	2:56.553	
5 -	2:53.455	
46	Simon JEFFERIES	Aston Martin DB3
1 -	X:00.000	6 - 2:48.356
2 -	3:01.610	7 - 2:51.789
3 -	2:48.342	8 - 2:49.637
4 -	2:49.042	
5 -	2:51.328	
47	Tim PARKER	Aston Martin DB2/4
1 -	X:00.000	6 - 2:48.204
2 -	2:56.762	7 - 2:58.239
3 -	2:45.206	8 - 2:55.219
4 -	2:45.966	
5 -	2:51.436	
48	Tarek MAHMOUD	Aston Martin DB2
1 -	X:00.000	6 - 2:32.822
2 -	2:52.984	7 - 2:33.963
3 -	2:34.693	8 - 2:33.814
4 -	2:35.020	9 - 2:34.282
5 -	2:33.072	
49	Jon GROSS	Aston Martin DB3
1 -	X:00.000	6 - 2:29.037
2 -	2:47.830	7 - 2:33.638
3 -	2:33.358	8 - 2:27.808
4 -	2:30.062	9 - 3:09.231 P
5 -	2:31.115	
50	David BROCK-JEST	Aston Martin Mk3
1 -	X:00.000	
2 -	2:43.631	
3 -	2:33.439	
4 -	2:41.197	
51	Donald FLATT	Aston Martin DB2/4
1 -	X:00.000	6 - 2:35.240
2 -	2:43.343	7 - 3:05.398 P
3 -	2:34.305	
4 -	2:35.735	
5 -	2:34.399	

Roy Salvadori Trophy Sponsored By Scalextric for Aston Martin LAP ANALYSIS

(contd.)

53	Adrian JOHNSON	Aston Martin DB2
1 - X:00.000	6 - 2:40.872	
2 - 2:53.264	7 - 2:41.393	
3 - 2:48.061	8 - 2:39.316	
4 - 2:45.082	9 - 2:39.060	
5 - 2:40.341		
55	Chris ADAMS	Aston Martin DB2
1 - X:00.000P		
2 - 3:01.430		
3 - 2:31.190		
4 - 2:30.416		
56	Terry BRAMALL	Aston Martin DB3S
1 - X:00.000	6 - 2:32.633	
2 - 2:45.495	7 - 2:40.142	
3 - 2:38.194	8 - 2:37.180	
4 - 2:33.994	9 - 2:35.952	
5 - 2:32.108		
58	David BENNETT	Aston Martin DB3S
1 - X:00.000	6 - 2:30.100	
2 - 2:26.755	7 - 2:25.871	
3 - 2:26.228	8 - 2:25.755	
4 - 2:27.158	9 - 2:27.072	
5 - 2:31.261		
59	Adrian STOOP	Aston Martin DB3S
1 - X:00.000	6 - 2:27.223	
2 - 2:40.839	7 - 2:28.401	
3 - 2:31.783	8 - 2:26.626	
4 - 2:26.549	9 - 2:25.532	
5 - 2:26.881		
61	Adrian BEECROFT	Aston Martin DBR1
1 - X:00.000	6 - 2:36.332	
2 - 2:33.845	7 - 2:34.612	
3 - 2:32.730	8 - 2:33.041	
4 - 2:33.522	9 - 2:32.088	
5 - 2:34.051		
62	Nick LEVENTIS	Aston Martin DBR1
1 - X:00.000	6 - 2:22.697	
2 - 2:29.081	7 - 2:18.938	
3 - 2:18.563	8 - 2:22.958	
4 - 2:20.038	9 - 2:19.075	
5 - 2:23.531	10 - 2:52.962P	

Roy Salvadori Trophy Sponsored By Scalextric for Aston Martin LAP ANALYSIS

(contd.)


63	Wolfgang FRIEDRICHS	Aston Martin DBR1
1 - X:00.000	6 - 2:21.021	
2 - 2:31.099	7 - 2:19.987	
3 - 2:24.160	8 - 2:20.068	
4 - 2:20.593	9 - 2:19.501	
5 - 2:21.273	10 - 2:19.132	
65	Darren MCWHIRTER	Lagonda V12
1 - X:00.000	6 - 2:26.128	
2 - 2:42.102	7 - 2:20.926	
3 - 2:27.233	8 - 2:22.160	
4 - 2:25.404	9 - 3:24.900P	
5 - 2:22.125		
66	Martin MCGLONE	Aston Martin DB3S
1 - X:00.000	6 - 2:25.272	
2 - 2:35.384	7 - 2:22.975	
3 - 2:23.078	8 - 2:24.356	
4 - 2:20.896	9 - 2:24.861	
5 - 2:21.358		

Roy Salvadori Trophy Sponsored By Scalextric for Aston Martin

GRID - Race 10

ROW 19	3:16.106	5	RISELEY			
ROW 18			2:57.174	4	RISELEY	
ROW 17	2:56.051	10	ROBINSON	2:56.684	20	SCOTT-MACKIRDY
ROW 16			2:55.376	15	HICKS	
ROW 15	2:48.342	46	JEFFERIES	2:50.702	41	WHITE
ROW 14			2:47.715	32	BREWER	
ROW 13	2:45.206	47	PARKER	2:46.044	33	CAMPBELL
ROW 12			2:40.004	37	WILSON	
ROW 11	2:39.060	53	JOHNSON	2:39.249	26	CAMPBELL
ROW 10			2:37.543	38	STAMPER	
ROW 9	2:35.145	28	LAKE	2:37.141	27	DUBSKY
ROW 8			2:33.439	50	BROCK-JEST	
ROW 7	2:32.822	48	MAHMOUD	2:32.869	40	RUDELL
ROW 6			2:32.088	61	BEECROFT	
ROW 5	2:30.416	55	ADAMS	2:30.611	35	JOLLY
ROW 4			2:26.410	30	BELL	
ROW 3	2:25.532	59	STOOP	2:25.755	58	BENNETT
ROW 2			2:20.896	66	MCGLONE	
ROW 1	2:18.563	62	LEVENTIS	2:19.132	63	FRIEDRICH

POLE



Cars 35, 37, 50, 62 and 63 Please Fit Working Transponders
Weather/Track - Bright/Dry
These results are provisional until the conclusion of any judicial and technical matters.

Silverstone Hist
 Circuit Length = 3.1440 miles.
 Start: 17:42 End: 18:02

Clerk of Course:	Stewards:	Timekeeper:
------------------	-----------	-------------

Roy Salvadori Trophy Sponsored By Scalextric for Aston Martin

RACE RESULT - Race 10

POS	NO	CL	NAME	NAT	ENTRY	TIME	LAPS	GAP	MPH	BEST
1	62	A4	Nick LEVENTIS		Aston Martin DBR1	20:48.262	9		81.74	2:15.524
2	63	A4	David CLARK		Aston Martin DBR1	21:08.363	9	20.101	80.45	2:18.650
3	66	A4	Martin MCGLONE		Aston Martin DB3S	21:41.821	9	53.559	78.38	2:21.466
4	59	A4	Adrian STOOP		Aston Martin DB3S	21:42.997	9	54.735	78.31	2:21.314
5	58	A4	David BENNETT		Aston Martin DB3S	21:43.489	9	55.227	78.28	2:21.608
6	30	P4	Andy BELL		Aston Martin Monoposto	22:11.677	9	1:23.415	76.62	2:25.290
7	55	A4	Chris ADAMS		Aston Martin DB2	22:15.805	9	1:27.543	76.39	2:24.809
8	49	A2	Jon GROSS		Aston Martin DB3	22:34.489	9	1:46.227	75.33	2:26.978
9	56	A4	Terry BRAMALL		Aston Martin DB3S	22:45.546	9	1:57.284	74.72	2:28.699
10	48	A2	Tarek MAHMOUD		Aston Martin DB2	23:01.365	9	2:13.103	73.87	2:30.379
11	61	A4	Adrian BEECROFT		Aston Martin DBR1	23:01.523	9	2:13.261	73.86	2:29.369
12	35	A1	Chris JOLLY		Aston Martin DB2	23:02.757	9	2:14.495	73.79	2:29.699
13	51	A2	Donald FLATT		Aston Martin DB2/4	23:03.254	9	2:14.992	73.77	2:30.527
14	28	P4	Richard LAKE		Aston Martin Speed	20:49.275	8	1 LAP	72.62	2:32.147
15	53	A4	Adrian JOHNSON		Aston Martin DB2	21:06.946	8	1 LAP	71.60	2:34.984
16	26	P4	Jim CAMPBELL		Aston Martin Mk2	21:07.411	8	1 LAP	71.58	2:35.308
17	37	A2	Kerry WILSON		Aston Martin DB2/4	21:38.031	8	1 LAP	69.89	2:38.114
18	22	P4	Michael DEE		Aston Martin Speed Model	22:23.542	8	1 LAP	67.52	2:35.311
19	46	A2	Simon JEFFERIES		Aston Martin DB3	22:32.968	8	1 LAP	67.05	2:44.804
20	47	A2	Tim PARKER		Aston Martin DB2/4	22:34.197	8	1 LAP	66.99	2:44.551
21	32	A1	Martin BREWER		Aston Martin DB2/4 Mk1	22:35.416	8	1 LAP	66.93	2:42.890
22	17	P2	Holly MASON		Aston Martin Ulster	22:35.527	8	1 LAP	66.92	2:44.903
23	33	A1	Mark CAMPBELL		Aston Martin DB2/4	22:36.010	8	1 LAP	66.90	2:45.504
24	41	A2	Bob WHITE		Aston Martin DB2/4	22:40.420	8	1 LAP	66.68	2:45.823
25	15	P2	Russell HICKS		Aston Martin Ulster LM1S	22:56.290	8	1 LAP	65.91	2:48.060
26	20	P4	Chris SCOTT-MACKIRDY		Aston Martin Le Mans	23:23.919	8	1 LAP	64.62	2:52.626
27	10	P2	Kelvin ROBINSON		Aston Martin Ulster	23:24.858	8	1 LAP	64.57	2:49.945
28	9	P2	David OZANNE		Aston Martin Speed	21:07.755	7	2 LAPS	62.63	2:55.435
29	8	P2	Michael PINCHARD		Aston Martin Mk2 Ulster	21:20.624	7	2 LAPS	62.00	2:57.418
30	4	P2	Gordon RISELEY		Aston Martin Le Mans	21:57.882	7	2 LAPS	60.25	3:01.189
31	5	P2	Tony RISELEY		Aston Martin International	22:52.735	7	2 LAPS	57.84	3:10.937

NOT CLASSIFIED

65	A4	Darren MCWHIRTER	Lagonda V12	18:32.835	8	D.N.F.	81.52	2:14.815
11	P2	Jane VARLEY	Aston Martin Speed	17:00.541	6	D.N.F.	66.71	2:43.940
38	A1	Tim STAMPER	Aston Martin DB2/4	11:48.451	4	D.N.F.	64.15	2:39.247
27	P4	Peter DUBSKY	Aston Martin Mk2	8:09.802	3	D.N.F.	69.68	2:35.492
40	A2	Nicholas RUDELL	Aston Martin Mk3	9:22.321	3	D.N.F.	60.69	2:44.242

FASTEST LAP

65	A4	Darren MCWHIRTER	Lagonda V12	2:14.815	3	83.95mph	135.11kph
30	P4	Andy BELL	Aston Martin Monoposto	2:25.290	2	77.90mph	125.37kph
49	A2	Jon GROSS	Aston Martin DB3	2:26.978	3	77.00mph	123.93kph
35	A1	Chris JOLLY	Aston Martin DB2	2:29.699	6	75.60mph	121.67kph
11	P2	Jane VARLEY	Aston Martin Speed	2:43.940	4	69.04mph	111.10kph

Weather/Track - Cloudy/Dry

These results are provisional until the conclusion of any judicial and technical matters.

Silverstone Hist

Circuit Length = 3.1440 miles.

Start: 15:18 End: 15:38

Clerk of Course:	Stewards:	Timekeeper:
------------------	-----------	-------------

Roy Salvadori Trophy Sponsored By Scalextric for Aston Martin

LAP CHART

Lap 1			Lap 2			Lap 3			Lap 4			Lap 5		
No	Behind	Laptime	No	Behind	Laptime	No	Behind	Laptime	No	Behind	Laptime	No	Behind	Laptime
62		2:26.267	62		2:15.796	62		2:18.122	62		2:17.899	65		2:18.802
63	0.340	2:26.607	63	3.194	2:18.650	65	0.176	2:14.815	65	0.152	2:17.875	62	0.207	2:19.161
65	1.026	2:27.293	65	3.483	2:18.253	63	3.973	2:18.901	4	1 LAP	3:03.196	63	7.250	2:20.989
66	4.513	2:30.780	66	10.575	2:21.858	66	14.879	2:22.426	40	1 LAP	3:34.516P	38	1 LAP	3:34.488P
59	6.529	2:32.796	59	13.355	2:22.622	59	18.079	2:22.846	63	5.215	2:19.141	20	1 LAP	2:54.587
58	7.660	2:33.927	58	15.275	2:23.411	58	20.287	2:23.134	66	18.446	2:21.466	10	1 LAP	2:53.729
30	15.295	2:41.562	30	24.789	2:25.290	30	32.433	2:25.766	59	24.883	2:24.703	66	23.418	2:23.926
55	15.683	2:41.950	55	29.204	2:29.317	55	37.839	2:26.757	58	25.484	2:23.096	59	29.831	2:23.902
49	16.089	2:42.356	49	30.073	2:29.780	49	38.929	2:26.978	5	1 LAP	3:13.728	58	30.617	2:24.087
40	17.975	2:44.242	48	35.849	2:33.193	48	49.806	2:32.079	30	39.945	2:25.411	9	1 LAP	2:59.822
48	18.452	2:44.719	35	36.642	2:32.593	56	50.086	2:31.118	55	45.182	2:25.242	8	1 LAP	3:02.524
56	18.703	2:44.970	56	37.090	2:34.183	51	51.186	2:30.959	49	48.469	2:27.439	30	47.796	2:26.805
35	19.845	2:46.112	51	38.349	2:33.340	35	51.869	2:33.349	56	1:00.886	2:28.699	4	1 LAP	3:06.665
51	20.805	2:47.072	61	39.750	2:31.722	61	52.878	2:31.250	48	1:03.529	2:31.622	55	53.787	2:27.559
61	23.824	2:50.091	28	41.296	2:32.147	28	55.638	2:32.464	51	1:03.814	2:30.527	49	58.363	2:28.848
26	24.782	2:51.049	26	44.587	2:35.601	26	1:02.125	2:35.660	61	1:05.292	2:30.313	56	1:10.887	2:28.955
28	24.945	2:51.212	22	45.690	2:35.311	22	1:02.890	2:35.322	35	1:07.215	2:33.245	48	1:16.014	2:31.439
22	26.175	2:52.442	37	50.793	2:38.114	53	1:07.836	2:34.984	28	1:11.365	2:33.626	51	1:16.577	2:31.717
38	28.387	2:54.654	53	50.974	2:37.847	27	1:09.617	2:35.492	26	1:19.534	2:35.308	61	1:17.517	2:31.179
37	28.475	2:54.742	27	52.247	2:39.077	37	1:12.482	2:39.811	22	1:20.745	2:35.754	35	1:19.269	2:31.008
53	28.923	2:55.190	38	52.653	2:40.062	38	1:13.778	2:39.247	53	1:25.173	2:35.236	28	1:28.383	2:35.972
27	28.966	2:55.233	47	1:01.920	2:44.551	47	1:32.257	2:48.459	37	1:35.623	2:41.040	5	1 LAP	3:17.507
47	33.165	2:59.432	40	1:05.742	3:03.563P	17	1:35.852	2:44.903	47	2:03.234	2:48.876	26	1:37.448	2:36.868
11	37.687	3:03.954	17	1:09.071	2:46.513	46	1:38.760	2:45.516	17	2:04.699	2:46.746	53	1:41.730	2:35.511
46	37.976	3:04.243	11	1:11.122	2:49.231	33	1:40.147	2:46.107	11	2:06.900	2:43.940	22	1:48.246	2:46.455
17	38.354	3:04.621	46	1:11.366	2:49.186	11	1:40.859	2:47.859	46	2:07.426	2:46.565	37	1:56.824	2:40.155
33	38.801	3:05.068	33	1:12.162	2:49.157	32	1:43.897	2:43.544	33	2:08.721	2:46.473			
41	41.891	3:08.158	41	1:16.842	2:50.747	41	1:45.575	2:46.855	32	2:08.888	2:42.890			
15	42.125	3:08.392	15	1:17.304	2:50.975	15	1:48.109	2:48.927	41	2:13.518	2:45.842			
20	43.638	3:09.905	32	1:18.475	2:50.028	20	1:55.844	2:53.498	15	2:18.270	2:48.060			
32	44.243	3:10.510	20	1:20.468	2:52.626	10	1:58.941	2:51.681						
10	47.590	3:13.857	10	1:25.382	2:53.588	9	2:09.124	2:57.392						
9	50.215	3:16.482	9	1:29.854	2:55.435	8	2:14.362	2:58.520						
4	50.428	3:16.695	8	1:33.964	2:57.418									
8	52.342	3:18.609	4	1:35.821	3:01.189									
5	1:02.912	3:29.179	5	1:58.053	3:10.937									

Roy Salvadori Trophy Sponsored By Scalextric for Aston Martin LAP CHART

(contd.)

Lap 6			Lap 7			Lap 8			Lap 9			Lap 10		
No	Behind	Laptime	No	Behind	Laptime	No	Behind	Laptime	No	Behind	Laptime	No	Behind	Laptime
62		2:18.511	62		2:16.826	62		2:15.524	62		2:20.156			
65	0.492	2:19.210	65	0.268	2:16.602	53	1 LAP	2:35.477	28	1 LAP	2:35.575			
63	10.135	2:21.603	37	1 LAP	2:42.664	65	4.729	2:19.985	53	1 LAP	2:36.823			
47	1 LAP	2:49.447	22	1 LAP	2:58.896	63	17.409	2:20.021	26	1 LAP	2:41.471			
17	1 LAP	2:48.001	63	12.912	2:19.603	4	2 LAPS	3:08.989	9	2 LAPS	2:59.716			
46	1 LAP	2:45.782	5	2 LAPS	3:14.553	37	1 LAP	2:39.526	63	20.101	2:22.848			
11	1 LAP	2:48.251	66	38.887	2:27.650	66	48.403	2:25.040	8	2 LAPS	2:59.864			
32	1 LAP	2:46.286	59	46.757	2:29.609	59	52.547	2:21.314	37	1 LAP	2:41.979			
33	1 LAP	2:46.571	47	1 LAP	2:48.585	58	53.253	2:21.608	66	53.559	2:25.312			
41	1 LAP	2:45.823	58	47.169	2:29.645	22	1 LAP	2:58.345	59	54.735	2:22.344			
66	28.063	2:23.363	11	1 LAP	2:47.306	5	2 LAPS	3:12.201	58	55.227	2:22.130			
15	1 LAP	2:48.836	17	1 LAP	2:50.114	30	1:17.344	2:26.889	4	2 LAPS	3:10.712			
59	33.974	2:22.861	32	1 LAP	2:48.967	17	1 LAP	2:45.856	30	1:23.415	2:26.227			
58	34.350	2:22.451	46	1 LAP	2:51.463	47	1 LAP	2:47.716	55	1:27.543	2:26.461			
20	1 LAP	2:53.680	33	1 LAP	2:50.117	46	1 LAP	2:44.804	22	1 LAP	3:01.017			
10	1 LAP	2:53.855	41	1 LAP	2:47.000	33	1 LAP	2:45.504	46	1 LAP	2:45.409			
30	56.944	2:27.866	15	1 LAP	2:50.343	55	1:21.238	2:27.950	47	1 LAP	2:47.131			
55	1:00.829	2:25.760	30	1:05.979	2:25.861	32	1 LAP	2:47.324	49	1:46.227	2:30.859			
49	1:08.847	2:29.202	55	1:08.812	2:24.809	41	1 LAP	2:49.020	32	1 LAP	2:45.867			
9	1 LAP	2:59.830	49	1:21.461	2:29.440	49	1:35.524	2:29.587	17	1 LAP	2:48.773			
56	1:20.904	2:28.735	20	1 LAP	2:53.531	15	1 LAP	2:52.030	33	1 LAP	2:47.013			
8	1 LAP	3:01.718	10	1 LAP	2:52.404	56	1:48.253	2:28.706	41	1 LAP	2:46.975			
48	1:27.675	2:30.379	56	1:35.071	2:30.993	48	2:01.644	2:33.048	56	1:57.284	2:29.187			
61	1:28.168	2:29.369	48	1:44.120	2:33.271	61	2:01.992	2:32.960	5	2 LAPS	3:14.630			
35	1:30.250	2:29.699	61	1:44.556	2:33.214	51	2:02.805	2:32.377	15	1 LAP	2:48.727			
51	1:30.557	2:32.698	51	1:45.952	2:32.221	20	1 LAP	2:53.123	48	2:13.103	2:31.615			
4	1 LAP	3:10.436	35	1:46.955	2:33.531	35	2:03.488	2:32.057	61	2:13.261	2:31.425			
28	1:43.902	2:34.237	9	1 LAP	2:59.078	10	1 LAP	2:55.799	35	2:14.495	2:31.163			
26	1:54.374	2:35.644	28	2:01.118	2:34.042				51	2:14.992	2:32.343			
53	1:58.890	2:35.878	8	1 LAP	3:01.971				20	1 LAP	2:52.969			
			26	2:13.358	2:35.810				10	1 LAP	2:49.945			

The Mike Hailwood Trophy for CRMC 750 & Unlimited Motor Cycles

QUALIFYING - Race 3

POS	NO	CL	NAME	NAT	ENTRY	TIME	LAPS	GAP	KPH
1	22	84	John DIETERMAN		Yamaha	2:14.729	10		134.55
2	23	84	Rob HALL		Yamaha	2:15.549	10	0.820	133.74
3	2	84	Steve DOBBIE		Harris F1	2:15.802	9	1.073	133.49
4	77	72	Gary THWAITES		BSA	2:15.965	10	1.236	133.33
5	73	84	Nick ALLISON		Team Glam Kawasaki	2:16.830	9	2.101	132.48
6	78	84	Clive WADEY		P & M Kawasaki	2:17.962	10	3.233	131.40
7	32	84	Roy FLOWER		Yamaha	2:18.150	9	3.421	131.22
8	42	72	Phil DAVENPORT		RPS Triumph	2:18.677	9	3.948	130.72
9	36	72	Adrian ARMSON		Rob North Triumph	2:18.782	9	4.053	130.62
10	28	84	Nigel LAWRENCE		Kawasaki	2:18.986	10	4.257	130.43
11	27	72	Simon WALSH		Haylock Triumph	2:20.677	9	5.948	128.86
12	7	72	Barry RODWELL		RPS Triumph	2:21.642	9	6.913	127.98
13	61	84	Ian HARRISON		Yamaha	2:22.163	9	7.434	127.51
14	11	84	James CLARK		P & M Kawasaki	2:22.958	9	8.229	126.81
15	16	84	Richard PECKETT		P & M Kawasaki	2:23.031	9	8.302	126.74
16	12	84	Bob PRUE		P & M Kawasaki	2:23.270	9	8.541	126.53
17	49	84	Nigel PALMER		Rustic Racing Yamaha	2:23.840	9	9.111	126.03
18	33	72	Stu MELLING		Triumph	2:23.905	9	9.176	125.97
19	46	72	Paul KLATKIEWICZ		Paolini Ducati	2:24.186	9	9.457	125.73
20	21	84	Glynn WILLIAMS		Harris Kawasaki	2:24.447	9	9.718	125.50
21	54	72	Steve MANEY		Norton Seeley	2:24.854	9	10.125	125.15
22	47	84	Graham SALTER		Yamaha	2:24.983	8	10.254	125.03
23	57	84	Frank JAMES		P & M Kawasaki	2:25.628	9	10.899	124.48
24	72	72	Graham WILLIAMS		Weslake	2:25.798	8	11.069	124.34
25	66	72	Norman WHITE		John Player Norton	2:25.830	9	11.101	124.31
26	9	84	Paul EAGLE		Kawasaki	2:26.786	9	12.057	123.50
27	56	84	Iain HENDERSON		Harris Kawasaki	2:26.940	7	12.211	123.37
28	99	84	Stephen WALLS		Harris Suzuki	2:26.951	6	12.222	123.36
29	14	84	Terry CONNER		Ducati	2:26.998	9	12.269	123.32
30	3	72	Roy ROBERTSON		Egli Vincent	2:27.539	9	12.810	122.87
31	63	72	Paul RUSHTON		Rickman Norton	2:27.857	9	13.128	122.60
32	15	84	John DAVIDSON		Kawasaki	2:27.925	6	13.196	122.55
33	10	84	Steve BOAM		Suzuki	2:28.008	9	13.279	122.48
34	20	72	Danny BRENNEN		Triumph	2:28.715	9	13.986	121.90
35	41	84	Mark GEORGE		Yamaha	2:30.794	8	16.065	120.22
36	1	72	Ron CHANDLER		3 Bears Rocket 3	2:33.547	9	18.818	118.06
37	26	72	Tim WOOLLEY		Rob North Rocket 3	2:36.027	8	21.298	116.18
38	17	84	Hakon THORSTENSEN		Harris Laverda	2:36.146	6	21.417	116.10
39	90	84	Rob GOURLAY		P & M Kawasaki	2:36.602	8	21.873	115.76
40	58	72	Nigel CLARK		Moto Guzzi	2:36.940	7	22.211	115.51
41	25	84	Ray WARREN		P & M Kawasaki	2:37.259	7	22.530	115.27
42	79	84	Trevor WAGLAND		Kawasaki	2:39.579	6	24.850	113.60
43	50	72	Alan WINDSOR		Triumph	2:39.846	5	25.117	113.41
44	51	84	George DOWNHAM		P & M Kawasaki	2:39.853	8	25.124	113.40
45	48	72	Paul COOTE		Rob North Triumph	2:40.339	6	25.610	113.06
46	4	72	Roger BRYANT		Honda	2:41.550	8	26.821	112.21
47	34	84	Jim GIBSON		Yamaha	2:44.104	8	29.375	110.47
48	31	72	Robert BELLAMY		Seeley Norton	2:49.821	8	35.092	106.75

Silverstone GP (kms)
Circuit Length = 5.0357 km.
Start: 18:18 End: 18:38

Weather/Track - Bright/Dry

These results are provisional until the conclusion of any judicial and technical matters.

Clerk of Course:	Stewards:	Timekeeper:

The Mike Hailwood Trophy for CRMC 750 & Unlimited Motor Cycles LAP ANALYSIS

1	Ron CHANDLER	3 Bears Rocket 3
1 -	X:00.000	6 - 2:36.721
2 -	2:40.119	7 - 2:36.396
3 -	2:35.032	8 - 2:34.640
4 -	2:39.660	9 - 2:33.547
5 -	2:37.894	
2	Steve DOBBIE	Harris F1
1 -	X:00.000	6 - 2:16.751
2 -	2:35.303	7 - 2:15.802
3 -	2:23.047	8 - 2:19.343
4 -	2:20.013	9 - 2:20.068
5 -	2:18.399	
3	Roy ROBERTSON	Egli Vincent
1 -	X:00.000	6 - 2:31.688
2 -	2:45.051	7 - 2:30.291
3 -	2:34.795	8 - 2:28.803
4 -	2:37.324	9 - 2:27.539
5 -	2:33.896	
4	Roger BRYANT	Honda
1 -	X:00.000	6 - 2:46.144
2 -	3:01.073	7 - 2:45.808
3 -	2:54.535	8 - 2:41.550
4 -	2:49.503	
5 -	2:45.718	
7	Barry RODWELL	RPS Triumph
1 -	X:00.000	6 - 2:26.160
2 -	2:34.802	7 - 2:24.693
3 -	2:27.702	8 - 2:22.883
4 -	2:26.521	9 - 2:21.642
5 -	2:28.048	
9	Paul EAGLE	Kawasaki
1 -	X:00.000	6 - 2:27.343
2 -	2:42.254	7 - 2:30.756
3 -	2:37.671	8 - 2:28.869
4 -	2:32.349	9 - 2:33.342
5 -	2:26.786	
10	Steve BOAM	Suzuki
1 -	X:00.000	6 - 2:33.584
2 -	2:46.244	7 - 2:32.480
3 -	2:41.279	8 - 2:28.008
4 -	2:37.925	9 - 2:28.475
5 -	2:36.635	

The Mike Hailwood Trophy for CRMC 750 & Unlimited Motor Cycles LAP ANALYSIS

(contd.)

11	James CLARK	P & M Kawasaki
1 -	X:00.000	6 - 2:24.604
2 -	2:39.817	7 - 2:24.569
3 -	2:31.388	8 - 2:22.958
4 -	2:30.102	9 - 2:23.220
5 -	2:27.188	
12	Bob PRUE	P & M Kawasaki
1 -	X:00.000	6 - 2:25.678
2 -	2:42.397	7 - 2:24.367
3 -	2:29.798	8 - 2:24.040
4 -	2:24.039	9 - 2:23.270
5 -	2:23.496	
14	Terry CONNER	Ducati
1 -	X:00.000	6 - 2:32.502
2 -	2:41.657	7 - 2:30.126
3 -	2:35.367	8 - 2:28.604
4 -	2:30.251	9 - 2:26.998
5 -	2:34.619	
15	John DAVIDSON	Kawasaki
1 -	X:00.000	6 - 2:27.925
2 -	2:38.794	
3 -	2:33.148	
4 -	2:29.843	
5 -	2:29.001	
16	Richard PECKETT	P & M Kawasaki
1 -	X:00.000	6 - 2:24.045
2 -	2:36.360	7 - 2:27.191
3 -	2:29.837	8 - 2:23.515
4 -	2:25.923	9 - 2:23.373
5 -	2:23.031	
17	Hakon THORSTENSEN	Harris Laverda
1 -	X:00.000	6 - 2:37.207
2 -	2:53.157	
3 -	2:39.678	
4 -	2:36.146	
5 -	2:37.768	
20	Danny BRENNEN	Triumph
1 -	X:00.000	6 - 2:31.970
2 -	2:39.050	7 - 2:35.334
3 -	2:35.355	8 - 2:32.341
4 -	2:33.356	9 - 2:28.715
5 -	2:33.154	

The Mike Hailwood Trophy for CRMC 750 & Unlimited Motor Cycles

LAP ANALYSIS

(contd.)

21	Glynn WILLIAMS	Harris Kawasaki
1 -	X:00.000	6 - 2:29.908
2 -	2:43.457	7 - 2:30.032
3 -	2:33.696	8 - 2:24.447
4 -	2:29.817	9 - 2:25.719
5 -	2:32.376	
22	John DIETERMAN	Yamaha
1 -	X:00.000	6 - 2:21.641
2 -	2:28.038	7 - 2:20.664
3 -	2:21.916	8 - 2:19.625
4 -	2:24.250	9 - 2:14.729
5 -	2:21.558	10 - 2:15.000
23	Rob HALL	Yamaha
1 -	X:00.000	6 - 2:15.549
2 -	2:34.025	7 - 2:22.421
3 -	2:21.729	8 - 2:16.525
4 -	2:15.974	9 - 2:16.214
5 -	2:19.400	10 - 2:16.594
25	Ray WARREN	P & M Kawasaki
1 -	X:00.000	6 - 2:40.699
2 -	2:50.222	7 - 2:38.209
3 -	2:44.483	
4 -	2:40.451	
5 -	2:37.259	
26	Tim WOOLLEY	Rob North Rocket 3
1 -	X:00.000	6 - 2:44.650
2 -	2:57.895	7 - 2:36.469
3 -	2:43.420	8 - 2:36.027
4 -	2:41.710	
5 -	2:40.145	
27	Simon WALSH	Haylock Triumph
1 -	X:00.000	6 - 2:22.017
2 -	2:34.849	7 - 2:24.821
3 -	2:26.486	8 - 2:21.842
4 -	2:24.057	9 - 2:20.677
5 -	2:23.752	
28	Nigel LAWRENCE	Kawasaki
1 -	X:00.000	6 - 2:22.223
2 -	2:25.397	7 - 2:19.628
3 -	2:20.106	8 - 2:19.381
4 -	2:19.450	9 - 2:23.303
5 -	2:18.986	10 - 2:46.322P

The Mike Hailwood Trophy for CRMC 750 & Unlimited Motor Cycles LAP ANALYSIS

(contd.)

31	Robert BELLAMY	Seeley Norton
1 -	X:00.000	6 - 2:49.821
2 -	2:51.926	7 - 2:51.296
3 -	2:50.786	8 - 2:52.365
4 -	2:52.928	
5 -	2:52.101	
32	Roy FLOWER	Yamaha
1 -	X:00.000	6 - 2:19.385
2 -	2:34.915	7 - 2:20.841
3 -	2:24.127	8 - 2:18.208
4 -	2:22.496	9 - 2:18.150
5 -	2:19.719	
33	Stu MELLING	Triumph
1 -	X:00.000	6 - 2:26.162
2 -	2:37.327	7 - 2:26.759
3 -	2:29.065	8 - 2:24.053
4 -	2:25.925	9 - 2:23.905
5 -	2:26.064	
34	Jim GIBSON	Yamaha
1 -	X:00.000	6 - 2:50.128
2 -	3:03.637	7 - 2:45.410
3 -	2:52.053	8 - 2:44.104
4 -	2:50.808	
5 -	2:47.982	
36	Adrian ARMSON	Rob North Triumph
1 -	X:00.000	6 - 2:22.641
2 -	2:43.712	7 - 2:18.782
3 -	2:28.288	8 - 2:21.315
4 -	2:29.277	9 - 2:21.676
5 -	2:24.270	
41	Mark GEORGE	Yamaha
1 -	X:00.000	6 - 2:36.623
2 -	2:51.039	7 - 2:31.633
3 -	2:42.088	8 - 2:30.794
4 -	2:38.944	
5 -	2:33.969	
42	Phil DAVENPORT	RPS Triumph
1 -	X:00.000	6 - 2:20.586
2 -	2:35.166	7 - 2:24.330
3 -	2:23.824	8 - 2:20.460
4 -	2:19.585	9 - 2:19.466
5 -	2:18.677	

The Mike Hailwood Trophy for CRMC 750 & Unlimited Motor Cycles LAP ANALYSIS

(contd.)

43	Ian SINCLAIR	Kawasaki
46	Paul KLATKIEWICZ	Paolini Ducati
	1 - X:00.000 6 - 2:27.201 2 - 2:34.912 7 - 2:24.721 3 - 2:29.828 8 - 2:24.811 4 - 2:30.504 9 - 2:24.186 5 - 2:27.739	
47	Graham SALTER	Yamaha
	1 - X:00.000 6 - 2:24.983 2 - 2:36.659 7 - 2:25.794 3 - 2:30.646 8 - 2:43.776P 4 - 2:27.650 5 - 2:29.184	
48	Paul COOTE	Rob North Triumph
	1 - X:00.000 6 - 3:42.685P 2 - 2:52.453 3 - 2:43.409 4 - 2:40.339 5 - 2:44.692	
49	Nigel PALMER	Rustic Racing Yamaha
	1 - X:00.000 6 - 3:43.272 2 - 2:35.547 7 - 2:27.193 3 - 2:25.476 8 - 2:24.445 4 - 2:23.840 9 - 2:25.425 5 - 2:46.356P	
50	Alan WINDSOR	Triumph
	1 - X:00.000 2 - 2:56.064 3 - 2:49.589 4 - 2:42.984 5 - 2:39.846	
51	George DOWNHAM	P & M Kawasaki
	1 - X:00.000 6 - 2:46.351 2 - 3:01.689 7 - 2:41.282 3 - 2:55.306 8 - 2:39.853 4 - 2:51.637 5 - 2:43.524	

The Mike Hailwood Trophy for CRMC 750 & Unlimited Motor Cycles LAP ANALYSIS

(contd.)

54	Steve MANEY	Norton Seeley
1 -	X:00.000	6 - 2:27.525
2 -	2:43.402	7 - 2:25.888
3 -	2:33.955	8 - 2:24.854
4 -	2:29.560	9 - 2:25.011
5 -	2:27.321	
56	Iain HENDERSON	Harris Kawasaki
1 -	X:00.000	6 - 2:30.132
2 -	2:47.908	7 - 2:34.840
3 -	2:37.392	
4 -	2:35.768	
5 -	2:26.940	
57	Frank JAMES	P & M Kawasaki
1 -	X:00.000	6 - 2:29.005
2 -	2:45.519	7 - 2:28.446
3 -	2:38.542	8 - 2:25.628
4 -	2:34.425	9 - 2:29.484
5 -	2:32.766	
58	Nigel CLARK	Moto Guzzi
1 -	X:00.000	6 - 2:39.043
2 -	2:43.722	7 - 2:40.898
3 -	2:40.023	
4 -	2:39.072	
5 -	2:36.940	
61	Ian HARRISON	Yamaha
1 -	X:00.000	6 - 2:26.453
2 -	2:41.414	7 - 2:24.260
3 -	2:32.924	8 - 2:25.392
4 -	2:29.373	9 - 2:22.163
5 -	2:28.141	
63	Paul RUSHTON	Rickman Norton
1 -	X:00.000	6 - 2:31.218
2 -	2:36.197	7 - 2:32.868
3 -	2:36.940	8 - 2:28.412
4 -	2:33.767	9 - 2:27.857
5 -	2:31.418	
66	Norman WHITE	John Player Norton
1 -	X:00.000	6 - 2:28.043
2 -	2:32.951	7 - 2:28.553
3 -	2:28.514	8 - 2:25.830
4 -	2:29.564	9 - 2:26.332
5 -	2:29.452	

The Mike Hailwood Trophy for CRMC 750 & Unlimited Motor Cycles LAP ANALYSIS


(contd.)

72	Graham WILLIAMS	Weslake
1 -	X:00.000P	6 - 2:25.798
2 -	2:52.265	7 - 2:27.293
3 -	2:30.724	8 - 2:27.723
4 -	2:33.805	
5 -	2:28.253	
73	Nick ALLISON	Team Glam Kawasaki
1 -	X:00.000	6 - 2:17.662
2 -	2:34.359	7 - 2:19.491
3 -	2:25.141	8 - 2:16.830
4 -	2:20.537	9 - 2:17.649
5 -	2:20.545	
77	Gary THWAITES	BSA
1 -	X:00.000	6 - 2:18.552
2 -	2:26.322	7 - 2:18.594
3 -	2:18.711	8 - 2:15.965
4 -	2:17.342	9 - 2:16.949
5 -	2:17.813	10 - 2:26.718
78	Clive WADEY	P & M Kawasaki
1 -	X:00.000	6 - 2:21.165
2 -	2:27.471	7 - 2:19.172
3 -	2:21.180	8 - 2:20.231
4 -	2:19.763	9 - 2:18.124
5 -	2:20.760	10 - 2:17.962
79	Trevor WAGLAND	Kawasaki
1 -	X:00.000	6 - 3:11.465P
2 -	2:47.069	
3 -	2:39.579	
4 -	2:40.839	
5 -	2:53.339P	
90	Rob GOURLAY	P & M Kawasaki
1 -	X:00.000	6 - 2:36.602
2 -	2:45.401	7 - 2:36.978
3 -	2:40.111	8 - 2:36.908
4 -	2:38.546	
5 -	2:37.611	
99	Stephen WALLS	Harris Suzuki
1 -	X:00.000	6 - 2:27.177
2 -	2:39.196	
3 -	2:32.290	
4 -	2:26.951	
5 -	2:30.424	

The Mike Hailwood Trophy for CRMC 750 & Unlimited Motor Cycles

GRID - Race 3

ROW 13	2:37.259 25 WARREN	2:39.579 79 WAGLAND	2:39.853 51 DOWNHAM	2:44.104 34 GIBSON
ROW 12	2:28.008 10 BOAM	2:30.794 41 GEORGE	2:36.146 17 THORSTENSEN	2:36.602 90 GOURLAY
ROW 11	2:26.940 56 HENDERSON	2:26.951 99 WALLS	2:26.998 14 CONNER	2:27.925 15 DAVIDSON
ROW 10	2:24.447 21 WILLIAMS	2:24.983 47 SALTER	2:25.628 57 JAMES	2:26.786 9 EAGLE
ROW 9	2:22.958 11 CLARK	2:23.031 16 PECKETT	2:23.270 12 PRUE	2:23.840 49 PALMER
ROW 8	2:17.962 78 WADEY	2:18.150 32 FLOWER	2:18.986 28 LAWRENCE	2:22.163 61 HARRISON
ROW 7	2:14.729 22 DIETERMAN	2:15.549 23 HALL	2:15.802 2 DOBBIE	2:16.830 73 ALLISON
ROW 6				
ROW 5	2:39.846 50 WINDSOR	2:40.339 48 COOTE	2:41.550 4 BRYANT	2:49.821 31 BELLAMY
ROW 4	2:28.715 20 BRENNEN	2:33.547 1 CHANDLER	2:36.027 26 WOOLLEY	2:36.940 58 CLARK
ROW 3	2:25.798 72 WILLIAMS	2:25.830 66 WHITE	2:27.539 3 ROBERTSON	2:27.857 63 RUSHTON
ROW 2	2:21.642 7 RODWELL	2:23.905 33 MELLING	2:24.186 46 KLATKIEWICZ	2:24.854 54 MANEY
ROW 1	2:15.965 77 THWAITES	2:18.677 42 DAVENPORT	2:18.782 36 ARMSON	2:20.677 27 WALSH
	POLE			



Weather/Track - Bright/Dry

These results are provisional until the conclusion of any judicial and technical matters.

Silverstone GP (kms)

Circuit Length = 5.0357 km.

Start: 18:18 End: 18:38

Clerk of Course:

Stewards:

Timekeeper:

The Mike Hailwood Trophy for CRMC 750 & Unlimited Motor Cycles

RACE RESULT - Race 3

POS	NO	CL	NAME	NAT	ENTRY	TIME	LAPS	GAP	KPH	BEST
1	73	84	Nick ALLISON		Team Glam Kawasaki	20:17.288	9		133.67	2:11.061
2	6	72	Guy MARTIN		BSA Rocket 3	20:18.239	9	0.951	133.57	2:11.540
3	2	84	Steve DOBBIE		Harris F1	20:32.791	9	15.503	131.99	2:12.118
4	27	72	Simon WALSH		Haylock Triumph	20:38.432	9	21.144	131.39	2:14.363
5	22	84	John DIETERMAN		Yamaha	20:49.822	9	32.534	130.19	2:14.027
6	23	84	Rob HALL		Yamaha	21:02.138	9	44.850	128.92	2:15.084
7	28	84	Nigel LAWRENCE		Kawasaki	21:06.883	9	49.595	128.44	2:16.335
8	49	84	Nigel PALMER		Rustic Racing Yamaha	21:17.639	9	1:00.351	127.36	2:16.519
9	11	84	James CLARK		P & M Kawasaki	21:17.843	9	1:00.555	127.34	2:16.747
10	16	84	Richard PECKETT		P & M Kawasaki	21:19.576	9	1:02.288	127.17	2:16.584
11	72	72	Graham WILLIAMS		Weslake	21:20.217	9	1:02.929	127.10	2:18.645
12	33	72	Stu MELLING		Triumph	21:20.752	9	1:03.464	127.05	2:20.026
13	54	72	Steve MANEY		Norton Seeley	21:23.928	9	1:06.640	126.74	2:20.094
14	47	84	Graham SALTER		Yamaha	21:34.192	9	1:16.904	125.73	2:19.212
15	61	84	Ian HARRISON		Yamaha	21:34.993	9	1:17.705	125.65	2:17.984
16	99	84	Stephen WALLS		Harris Suzuki	21:35.735	9	1:18.447	125.58	2:17.259
17	12	84	Bob PRUE		P & M Kawasaki	21:41.098	9	1:23.810	125.06	2:19.838
18	46	72	Paul KLATKIEWICZ		Paolini Ducati	21:41.229	9	1:23.941	125.05	2:20.510
19	3	72	Roy ROBERTSON		Egli Vincent	21:56.773	9	1:39.485	123.57	2:24.999
20	9	84	Paul EAGLE		Kawasaki	21:58.136	9	1:40.848	123.45	2:20.772
21	78	84	Clive WADEY		P & M Kawasaki	22:12.637	9	1:55.349	122.10	2:22.886
22	56	84	Iain HENDERSON		Harris Kawasaki	22:14.595	9	1:57.307	121.92	2:22.694
23	20	72	Danny BRENNEN		Triumph	22:14.736	9	1:57.448	121.91	2:24.225
24	90	84	Rob GOURLAY		P & M Kawasaki	22:14.912	9	1:57.624	121.89	2:22.769
25	1	72	Ron CHANDLER		3 Bears Rocket 3	22:21.013	9	2:03.725	121.34	2:25.538
26	41	84	Mark GEORGE		Yamaha	22:22.256	9	2:04.968	121.23	2:23.828
27	14	84	Terry CONNER		Ducati	22:41.844	9	2:24.556	119.48	2:27.127
28	10	84	Steve BOAM		Suzuki	22:42.437	9	2:25.149	119.43	2:26.952
29	57	84	Frank JAMES		P & M Kawasaki	20:29.881	8	1 LAP	117.56	2:26.351
30	29	72	Nigel HALL-SMITH		Fluff Triton	20:53.707	8	1 LAP	115.33	2:32.339
31	26	72	Tim WOOLLEY		Rob North Rocket 3	20:54.170	8	1 LAP	115.29	2:32.849
32	63	72	Paul RUSHTON		Rickman Norton	20:57.955	8	1 LAP	114.94	2:29.009
33	17	84	Hakon THORSTENSEN		Harris Laverda	21:27.815	8	1 LAP	112.28	2:34.976
34	21	84	Glynn WILLIAMS		Harris Kawasaki	21:29.681	8	1 LAP	112.11	2:34.153
35	4	72	Roger BRYANT		Honda	21:34.252	8	1 LAP	111.72	2:38.445
36	31	72	Robert BELLAMY		Seeley Norton	22:45.380	8	1 LAP	105.90	2:45.819

NOT CLASSIFIED

7	72	Barry RODWELL		RPS Triumph	16:22.947	7	D.N.F.	128.66	2:16.270
51	84	George DOWNHAM		P & M Kawasaki	16:19.367	6	D.N.F.	110.62	2:35.586
58	72	Nigel CLARK		Moto Guzzi	12:38.999	5	D.N.F.	118.85	2:28.572
36	72	Adrian ARMSON		Rob North Triumph	9:22.728	4	D.N.F.	128.09	2:17.910
15	84	John DAVIDSON		Kawasaki	10:04.646	4	D.N.F.	119.21	2:23.172
25	84	Ray WARREN		P & M Kawasaki	8:32.968	3	D.N.F.	105.17	2:40.058
42	72	Phil DAVENPORT		RPS Triumph	6:06.791	2	D.N.F.	97.67	2:49.488
66	72	Norman WHITE		John Player Norton	2:36.114	1	D.N.F.	113.35	2:36.114

FASTEST LAP

73	84	Nick ALLISON		Team Glam Kawasaki	2:11.061	9	138.32kph	85.94mph
6	72	Guy MARTIN		BSA Rocket 3	2:11.540	9	137.81kph	85.63mph

Silverstone GP (kms)
Circuit Length = 5.0357 km.
Start: 09:22 End: 09:42

Weather/Track - Bright/Dry

These results are provisional until the conclusion of any judicial and technical matters.

Clerk of Course:	Stewards:	Timekeeper:
------------------	-----------	-------------

The Mike Hailwood Trophy for CRMC 750 & Unlimited Motor Cycles

LAP CHART

Lap 1			Lap 2			Lap 3			Lap 4			Lap 5		
No	Behind	Laptime	No	Behind	Laptime	No	Behind	Laptime	No	Behind	Laptime	No	Behind	Laptime
27		2:26.985	27		2:16.526	6		2:14.077	6		2:13.743	6		2:13.607
36	0.299	2:27.284	6	0.688	2:15.538	27	0.823	2:15.588	27	1.443	2:14.363	73	1.466	2:11.562
6	1.676	2:28.661	36	1.683	2:17.910	36	5.132	2:18.214	73	3.511	2:11.929	27	4.708	2:16.872
7	2.962	2:29.947	7	6.106	2:19.670	73	5.325	2:11.348	2	10.598	2:13.789	2	10.017	2:13.026
33	3.110	2:30.095	33	7.193	2:20.609	2	10.552	2:13.748	36	10.709	2:19.320	7	22.758	2:19.809
72	4.477	2:31.462	73	8.742	2:12.521	7	10.913	2:19.572	7	16.556	2:19.386	22	25.138	2:16.152
3	6.056	2:33.041	72	11.109	2:23.158	33	12.454	2:20.026	33	18.794	2:20.083	33	26.939	2:21.752
46	7.961	2:34.946	2	11.569	2:15.109	72	17.891	2:21.547	22	22.593	2:17.287	28	27.772	2:17.284
54	8.327	2:35.312	3	14.529	2:24.999	22	19.049	2:17.196	28	24.095	2:16.335	23	28.663	2:16.072
66	9.129	2:36.114	54	15.034	2:23.233	28	21.503	2:18.022	72	25.171	2:21.023	72	31.478	2:19.914
20	9.428	2:36.413	22	16.618	2:18.003	54	21.734	2:21.465	23	26.198	2:17.033	54	35.153	2:20.227
1	10.751	2:37.736	46	16.886	2:25.451	23	22.908	2:16.856	54	28.533	2:20.542	49	42.715	2:18.143
58	12.727	2:39.712	28	18.246	2:18.625	3	25.383	2:25.619	3	37.146	2:25.506	16	43.032	2:17.903
73	12.747	2:39.732	20	20.478	2:27.576	46	26.074	2:23.953	49	38.179	2:19.185	11	43.212	2:18.590
2	12.986	2:39.971	23	20.817	2:19.009	49	32.737	2:19.985	11	38.229	2:19.028	3	48.867	2:25.328
22	15.141	2:42.126	1	23.027	2:28.802	11	32.944	2:21.943	16	38.736	2:19.239	46	49.606	2:23.961
28	16.147	2:43.132	11	25.766	2:22.148	16	33.240	2:21.457	46	39.252	2:26.921	61	49.914	2:20.309
23	18.334	2:45.319	58	26.031	2:29.830	20	34.650	2:28.937	61	43.212	2:21.527	47	50.113	2:19.834
26	18.520	2:45.505	16	26.548	2:20.891	12	35.201	2:21.523	47	43.886	2:20.868	12	50.626	2:19.858
11	20.144	2:47.129	49	27.517	2:20.218	61	35.428	2:22.496	12	44.375	2:22.917	99	57.008	2:21.781
61	20.747	2:47.732	61	27.697	2:23.476	47	36.761	2:23.588	99	48.834	2:20.835	9	1:03.691	2:24.232
29	21.286	2:48.271	47	27.938	5:11.449	1	37.351	2:29.089	20	49.040	2:28.133	20	1:04.486	2:29.053
12	21.550	2:48.535	12	28.443	2:23.419	58	40.269	2:29.003	1	51.661	2:28.053	1	1:07.061	2:29.007
16	22.183	2:49.168	99	33.644	5:17.155	99	41.742	2:22.863	15	52.627	2:23.172	78	1:08.714	2:25.861
42	22.503	2:49.488	15	34.594	2:26.362	15	43.198	2:23.369	9	53.066	2:22.612	56	1:11.049	2:26.157
49	23.825	2:50.810	56	35.395	2:25.471	9	44.197	2:22.688	58	55.098	2:28.572	90	1:13.116	2:26.426
41	23.961	2:50.946	9	36.274	2:25.489	78	46.222	2:22.979	78	56.460	2:23.981	58	1:13.373	2:31.882
4	24.257	2:51.242	26	37.138	2:35.144	56	46.262	2:25.632	56	58.499	2:25.980	41	1:18.641	2:25.308
15	24.758	2:51.743	29	37.845	2:33.085	90	49.870	2:24.066	90	1:00.297	2:24.170	14	1:25.559	2:27.873
56	26.450	2:53.435	78	38.008	2:26.194	14	54.353	2:27.884	41	1:06.940	2:24.818	10	1:25.559	2:28.250
9	27.311	2:54.296	90	40.569	2:26.879	29	55.419	2:32.339	10	1:10.916	2:27.893	57	1:37.267	2:31.229
14	28.021	2:55.006	14	41.234	2:29.739	41	55.865	2:25.629	14	1:11.293	2:30.683	29	1:40.985	2:36.690
78	28.340	2:55.325	10	44.287	2:29.757	10	56.766	2:27.244	29	1:17.902	2:36.226	26	1:42.617	2:35.484
90	30.216	2:57.201	41	45.001	2:37.566	57	59.239	2:28.170	57	1:19.645	2:34.149	17	2:00.069	2:36.390
57	30.315	2:57.300	57	45.834	2:32.045	26	59.357	2:36.984	26	1:20.740	2:35.126	63	2:01.811	2:30.254
10	31.056	2:58.041	4	50.189	2:42.458	4	1:15.875	2:40.451	17	1:37.286	2:34.976	4	2:08.463	2:40.168
31	31.965	2:58.950	17	54.815	2:37.179	17	1:16.053	2:36.003	4	1:41.902	2:39.770	21	2:09.221	2:34.153
17	34.162	3:01.147	51	58.675	2:40.023	51	1:24.936	2:41.026	63	1:45.164	2:31.691			
51	35.178	3:02.163	31	1:03.162	2:47.723	21	1:27.084	2:35.422	21	1:48.675	2:35.334			
21	43.886	3:10.871	21	1:06.427	2:39.067	63	1:27.216	2:29.455	51	1:52.953	2:41.760			
25	44.717	3:11.702	25	1:09.399	2:41.208	31	1:34.216	2:45.819	31	2:09.262	2:48.789			
63	58.926	3:25.911	63	1:12.526	2:30.126	25	1:34.692	2:40.058						
			42	1:23.280	3:17.303									

The Mike Hailwood Trophy for CRMC 750 & Unlimited Motor Cycles

LAP CHART

(contd.)


Lap 6			Lap 7			Lap 8			Lap 9			Lap 10		
No	Behind	Laptime	No	Behind	Laptime	No	Behind	Laptime	No	Behind	Laptime	No	Behind	Laptime
73		2:12.930	73		2:13.572	73		2:12.633	73		2:11.061			
6	0.639	2:15.035	6	0.609	2:13.542	6	0.472	2:12.496	6	0.951	2:11.540			
51	1 LAP	2:38.809	63	1 LAP	2:31.716	2	12.364	2:14.935	57	1 LAP	2:26.351			
27	6.640	2:16.328	2	10.062	2:15.895	27	14.230	2:16.316	2	15.503	2:14.200			
2	7.739	2:12.118	27	10.547	2:17.479	29	1 LAP	2:36.441	27	21.144	2:17.975			
22	25.193	2:14.451	17	1 LAP	2:40.960	26	1 LAP	2:37.636	22	32.534	2:14.897			
7	26.655	2:18.293	4	1 LAP	2:38.445	63	1 LAP	2:29.009	29	1 LAP	2:32.786			
28	31.559	2:18.183	21	1 LAP	2:39.369	22	28.698	2:15.683	26	1 LAP	2:32.849			
23	32.722	2:18.455	22	25.648	2:14.027	23	40.827	2:17.490	63	1 LAP	2:29.793			
33	33.708	2:21.165	51	1 LAP	2:35.586	28	42.582	2:20.273	23	44.850	2:15.084			
31	1 LAP	2:52.957	7	29.353	2:16.270	21	1 LAP	2:35.099	28	49.595	2:18.074			
72	35.727	2:18.645	28	34.942	2:16.955	17	1 LAP	2:43.068	49	1:00.351	2:17.198			
54	40.851	2:20.094	23	35.970	2:16.820	4	1 LAP	2:42.212	11	1:00.555	2:17.202			
49	44.838	2:16.519	33	41.394	2:21.258	33	52.041	2:23.280	16	1:02.288	2:18.594			
16	45.220	2:16.584	72	41.984	2:19.829	72	52.254	2:22.903	72	1:02.929	2:21.736			
11	45.563	2:16.747	54	47.767	2:20.488	49	54.214	2:18.420	33	1:03.464	2:22.484			
47	55.547	2:19.830	49	48.427	2:17.161	11	54.414	2:17.334	54	1:06.640	2:21.743			
12	56.068	2:19.838	16	48.992	2:17.344	16	54.755	2:18.396	17	1 LAP	2:38.092			
46	57.470	2:22.260	11	49.713	2:17.722	54	55.958	2:20.824	21	1 LAP	2:40.366			
61	57.844	2:22.326	47	1:01.539	2:19.564	47	1:08.753	2:19.847	47	1:16.904	2:19.212			
3	59.885	2:25.414	12	1:03.663	2:21.167	61	1:10.782	2:18.621	4	1 LAP	2:39.506			
99	1:00.881	2:18.269	61	1:04.794	2:20.522	99	1:12.249	2:18.544	61	1:17.705	2:17.984			
9	1:10.959	2:21.664	46	1:05.535	2:21.637	46	1:13.412	2:20.510	99	1:18.447	2:17.259			
20	1:17.732	2:27.642	99	1:06.338	2:19.029	12	1:13.553	2:22.523	12	1:23.810	2:21.318			
1	1:18.203	2:25.538	3	1:12.086	2:25.773	3	1:25.288	2:25.835	46	1:23.941	2:21.590			
78	1:19.612	2:25.294	31	1 LAP	2:51.780	9	1:31.137	2:23.598	3	1:39.485	2:25.258			
56	1:22.212	2:25.559	9	1:20.172	2:22.785	78	1:43.524	2:25.946	9	1:40.848	2:20.772			
90	1:23.052	2:24.332	78	1:30.211	2:24.171	20	1:44.284	2:25.273	78	1:55.349	2:22.886			
41	1:29.462	2:25.217	20	1:31.644	2:27.484	56	1:45.674	2:24.268	56	1:57.307	2:22.694			
14	1:39.443	2:28.280	1	1:32.286	2:27.655	90	1:45.916	2:24.590	20	1:57.448	2:24.225			
10	1:40.475	2:29.312	90	1:33.959	2:24.479	1	1:46.460	2:26.807	90	1:57.624	2:22.769			
57	1:54.861	2:31.990	56	1:34.039	2:25.399	31	1 LAP	2:50.942	1	2:03.725	2:28.326			
26	2:03.663	2:35.442	41	1:39.718	2:23.828	41	1:51.405	2:24.320	41	2:04.968	2:24.624			
29	2:04.458	2:37.869	14	1:53.995	2:28.124	14	2:08.490	2:27.128	14	2:24.556	2:27.127			
			10	1:54.776	2:27.873	10	2:09.258	2:27.115	10	2:25.149	2:26.952			
			57	2:09.936	2:28.647				31	1 LAP	2:48.420			

The John Surtees Trophy for CRMC 750 & Unlimited Motor Cycles

GRID - Race 14

ROW 14			50	WINDSOR		48	COOTE	
ROW 13				2:36.114			2:49.488	2:17.910
	77	THWAITES	66	WHITE	42	DAVENPORT	36	ARMSON
ROW 12	2:28.572		2:16.270		2:45.819		2:38.445	
	58	CLARK	7	RODWELL	31	BELLAMY	4	BRYANT
ROW 11		2:29.009		2:32.849		2:32.339		2:25.538
	63	RUSHTON	26	WOOLLEY	29	HALL-SMITH	1	CHANDLER
ROW 10	2:24.225		2:24.999		2:20.510		2:20.094	
	20	BRENNEN	3	ROBERTSON	46	KLATKIEWICZ	54	MANEY
ROW 9		2:20.026		2:18.645		2:14.363		2:11.540
	33	MELLING	72	WILLIAMS	27	WALSH	6	MARTIN
ROW 8								
ROW 7								2:40.058
	34	GIBSON	79	WAGLAND	32	FLOWER	25	WARREN
ROW 6	2:23.172		2:35.586		2:34.153		2:34.976	
	15	DAVIDSON	51	DOWNHAM	21	WILLIAMS	17	THORSTENSEN
ROW 5		2:26.351		2:26.952		2:27.127		2:23.828
	57	JAMES	10	BOAM	14	CONNER	41	GEORGE
ROW 4	2:22.769		2:22.694		2:22.886		2:20.772	
	90	GOURLAY	56	HENDERSON	78	WADEY	9	EAGLE
ROW 3		2:19.838		2:17.259		2:17.984		2:19.212
	12	PRUE	99	WALLS	61	HARRISON	47	SALTER
ROW 2	2:16.584		2:16.747		2:16.519		2:16.335	
	16	PECKETT	11	CLARK	49	PALMER	28	LAWRENCE
ROW 1		2:15.084		2:14.027		2:12.118		2:11.061
	23	HALL	22	DIETERMAN	2	DOBBIE	73	ALLISON

POLE



Weather/Track - Bright/Dry

These results are provisional until the conclusion of any judicial and technical matters.

Silverstone GP (kms)

Circuit Length = 5.0357 km.

Start: 09:22 End: 09:42

Clerk of Course:

Stewards:

Timekeeper:

The John Surtees Trophy for CRMC 750 & Unlimited Motor Cycles

RACE RESULT - Race 14

POS	NO	CL	NAME	NAT	ENTRY	TIME	LAPS	GAP	KPH	BEST
1	73	84	Nick ALLISON		Team Glam Kawasaki	21:50.518	10		138.00	2:09.511
2	22	84	John DIETERMAN		Yamaha	22:06.066	10	15.548	136.38	2:10.038
3	2	84	Steve DOBBIE		Harris F1	22:09.974	10	19.456	135.98	2:11.100
4	6	72	Guy MARTIN		BSA Rocket 3	22:13.834	10	23.316	135.58	2:09.975
5	32	84	Roy FLOWER		Yamaha	22:24.771	10	34.253	134.48	2:11.290
6	23	84	Rob HALL		Yamaha	22:35.057	10	44.539	133.46	2:12.752
7	49	84	Nigel PALMER		Rustic Racing Yamaha	22:39.305	10	48.787	133.04	2:11.001
8	11	84	James CLARK		P & M Kawasaki	22:39.965	10	49.447	132.98	2:14.388
9	16	84	Richard PECKETT		P & M Kawasaki	22:45.746	10	55.228	132.42	2:13.921
10	77	72	Gary THWAITES		BSA	22:47.558	10	57.040	132.24	2:12.490
11	27	72	Simon WALSH		Haylock Triumph	22:50.505	10	59.987	131.96	2:14.064
12	78	84	Clive WADEY		P & M Kawasaki	22:58.038	10	1:07.520	131.24	2:15.356
13	12	84	Bob PRUE		P & M Kawasaki	23:00.820	10	1:10.302	130.97	2:15.224
14	99	84	Stephen WALLS		Harris Suzuki	23:01.576	10	1:11.058	130.90	2:15.347
15	47	84	Graham SALTER		Yamaha	23:01.961	10	1:11.443	130.86	2:16.429
16	36	72	Adrian ARMSON		Rob North Triumph	23:17.601	10	1:27.083	129.40	2:15.551
17	42	72	Phil DAVENPORT		RPS Triumph	23:18.488	10	1:27.970	129.32	2:16.316
18	61	84	Ian HARRISON		Yamaha	23:19.114	10	1:28.596	129.26	2:17.568
19	33	72	Stu MELLING		Triumph	23:29.835	10	1:39.317	128.28	2:17.425
20	54	72	Steve MANEY		Norton Seeley	23:39.851	10	1:49.333	127.37	2:17.801
21	21	84	Glynn WILLIAMS		Harris Kawasaki	23:46.792	10	1:56.274	126.75	2:19.384
22	41	84	Mark GEORGE		Yamaha	23:48.952	10	1:58.434	126.56	2:19.691
23	57	84	Frank JAMES		P & M Kawasaki	23:53.914	10	2:03.396	126.12	2:20.281
24	7	72	Barry RODWELL		RPS Triumph	24:06.930	10	2:16.412	124.99	2:19.882
25	9	84	Paul EAGLE		Kawasaki	24:16.384	10	2:25.866	124.18	2:18.333
26	66	72	Norman WHITE		John Player Norton	21:59.967	9	1 LAP	123.27	2:23.281
27	46	72	Paul KLATKIEWICZ		Paolini Ducati	22:04.254	9	1 LAP	122.88	2:22.574
28	20	72	Danny BRENNEN		Triumph	22:10.482	9	1 LAP	122.30	2:22.569
29	56	84	Iain HENDERSON		Harris Kawasaki	22:24.577	9	1 LAP	121.02	2:25.368
30	1	72	Ron CHANDLER		3 Bears Rocket 3	22:25.655	9	1 LAP	120.92	2:25.319
31	3	72	Roy ROBERTSON		Egli Vincent	22:28.595	9	1 LAP	120.66	2:26.877
32	63	72	Paul RUSHTON		Rickman Norton	22:34.504	9	1 LAP	120.13	2:25.745
33	26	72	Tim WOOLLEY		Rob North Rocket 3	23:09.107	9	1 LAP	117.14	2:30.295
34	51	84	George DOWNHAM		P & M Kawasaki	23:18.766	9	1 LAP	116.33	2:31.938
35	29	72	Nigel HALL-SMITH		Fluff Triton	23:43.322	9	1 LAP	114.32	2:31.578
36	48	72	Paul COOTE		Rob North Triumph	24:00.718	9	1 LAP	112.94	2:35.619
37	17	84	Hakon THORSTENSEN		Harris Laverda	24:14.413	9	1 LAP	111.88	2:38.091
38	31	72	Robert BELLAMY		Seeley Norton	24:23.234	9	1 LAP	111.20	2:38.406

NOT CLASSIFIED

10	84	Steve BOAM	Suzuki	21:35.941	9	D.N.F.	125.56	2:21.407
14	84	Terry CONNER	Ducati	19:10.157	8	D.N.F.	125.71	2:21.082
28	84	Nigel LAWRENCE	Kawasaki	16:20.830	7	D.N.F.	128.93	2:16.098
72	72	Graham WILLIAMS	Weslake	16:38.894	7	D.N.F.	126.60	2:17.024
90	84	Rob GOURLAY	P & M Kawasaki	9:32.442	4	D.N.F.	125.92	2:19.234
25	84	Ray WARREN	P & M Kawasaki	7:57.444	3	D.N.F.	113.00	2:35.025
58	72	Nigel CLARK	Moto Guzzi	8:06.511	3	D.N.F.	110.89	2:33.995
4	72	Roger BRYANT	Honda	8:37.618	3	D.N.F.	104.23	2:40.877
15	84	John DAVIDSON	Kawasaki	4:56.122	2	D.N.F.	120.98	2:22.309
50	72	Alan WINDSOR	Triumph		0	D.N.F.	N/A	

FASTEST LAP

73	84	Nick ALLISON	Team Glam Kawasaki	2:09.511	7	139.97kph	86.97mph
6	72	Guy MARTIN	BSA Rocket 3	2:09.975	7	139.47kph	86.66mph

Silverstone GP (kms)
Circuit Length = 5.0357 km.
Start: 10:12 End: 10:34

Weather/Track - Bright/Dry

These results are provisional until the conclusion of any judicial and technical matters.

Clerk of Course:	Stewards:	Timekeeper:
------------------	-----------	-------------

The John Surtees Trophy for CRMC 750 & Unlimited Motor Cycles

LAP CHART

Lap 1			Lap 2			Lap 3			Lap 4			Lap 5		
No	Behind	Laptime	No	Behind	Laptime	No	Behind	Laptime	No	Behind	Laptime	No	Behind	Laptime
73		2:18.269	73		2:10.390	73		2:10.470	73		2:10.903	73		2:09.599
2	0.525	2:18.794	2	1.632	2:11.497	22	5.313	2:11.856	22	6.584	2:12.174	31	1 LAP	2:38.406
22	0.916	2:19.185	22	3.927	2:13.401	2	5.831	2:14.669	2	6.710	2:11.782	22	8.065	2:11.080
11	3.126	2:21.395	11	7.236	2:14.500	11	11.154	2:14.388	11	16.045	2:15.794	2	8.511	2:11.400
78	5.387	2:23.656	78	12.442	2:17.445	23	18.330	2:15.192	6	18.597	2:10.863	6	20.353	2:11.355
49	7.706	2:25.975	49	13.494	2:16.178	6	18.637	2:11.656	32	20.996	2:12.270	32	22.687	2:11.290
28	7.855	2:26.124	23	13.608	2:13.167	32	19.629	2:15.603	23	21.530	2:14.103	11	23.002	2:16.556
47	8.047	2:26.316	32	14.496	2:14.273	78	20.350	2:18.378	49	26.439	2:16.224	23	24.683	2:12.752
99	10.298	2:28.567	47	14.614	2:16.957	49	21.118	2:18.094	78	26.604	2:17.157	49	32.308	2:15.468
32	10.613	2:28.882	28	15.869	2:18.404	47	21.284	2:17.140	16	26.996	2:16.155	16	32.496	2:15.099
61	10.617	2:28.886	16	16.893	2:16.091	16	21.744	2:15.321	47	27.975	2:17.594	78	34.301	2:17.296
23	10.831	2:29.100	6	17.451	2:12.122	28	23.067	2:17.668	28	28.262	2:16.098	47	34.931	2:16.555
16	11.192	2:29.461	99	18.232	2:18.324	12	25.631	2:16.285	77	31.251	2:15.277	28	35.058	2:16.395
12	11.703	2:29.972	61	18.456	2:18.229	99	26.228	2:18.466	12	31.350	2:16.622	77	35.412	2:13.760
21	12.291	2:30.560	12	19.816	2:18.503	61	26.476	2:18.490	27	31.790	2:15.109	27	37.143	2:14.952
90	12.928	2:31.197	21	21.285	2:19.384	77	26.877	2:14.369	99	32.436	2:17.111	12	38.355	2:16.604
9	14.117	2:32.386	9	22.060	2:18.333	27	27.584	2:14.404	61	33.394	2:17.821	99	38.988	2:16.151
15	15.544	2:33.813	90	22.930	2:20.392	9	31.259	2:19.669	9	41.793	2:21.437	61	41.363	2:17.568
57	15.638	2:33.907	77	22.978	2:15.489	90	31.694	2:19.234	90	42.410	2:21.619	42	53.288	2:17.539
6	15.719	2:33.988	27	23.650	2:15.998	21	37.225	2:26.410	42	45.348	2:17.664	36	53.472	2:17.519
41	16.101	2:34.370	57	26.804	2:21.556	42	38.587	2:19.394	36	45.552	2:17.324	33	56.456	2:18.282
10	17.003	2:35.272	15	27.463	2:22.309	36	39.131	2:19.087	21	47.354	2:21.032	9	57.408	2:25.214
14	17.100	2:35.369	41	28.543	2:22.832	57	39.272	2:22.938	33	47.773	2:19.187	21	59.795	2:22.040
77	17.879	2:36.148	10	29.002	2:22.389	33	39.489	2:18.637	57	49.411	2:21.042	57	1:01.595	2:21.783
27	18.042	2:36.311	14	29.317	2:22.607	41	41.677	2:23.604	41	51.115	2:20.341	72	1:02.001	2:17.954
42	22.117	2:40.386	42	29.663	2:17.936	10	42.390	2:23.858	54	52.991	2:19.660	41	1:02.400	2:20.884
33	22.664	2:40.933	36	30.514	2:17.696	14	43.544	2:24.697	10	53.467	2:21.980	54	1:02.938	2:19.546
51	22.818	2:41.087	33	31.322	2:19.048	54	44.234	2:20.139	72	53.646	2:19.969	10	1:05.275	2:21.407
72	23.060	2:41.329	72	32.323	2:19.653	72	44.580	2:22.727	14	54.547	2:21.906	14	1:06.419	2:21.471
36	23.208	2:41.477	54	34.565	2:20.152	66	55.557	2:25.584	7	1:06.958	2:19.882	7	1:17.635	2:20.276
54	24.803	2:43.072	66	40.443	2:24.667	7	57.979	2:21.263	66	1:08.795	2:24.141	66	1:23.002	2:23.806
17	25.022	2:43.291	3	45.814	2:28.037	3	1:02.221	2:26.877	46	1:17.493	2:24.346	46	1:30.468	2:22.574
66	26.166	2:44.435	51	46.079	2:33.651	56	1:04.038	2:25.573	56	1:18.707	2:25.572	56	1:35.211	2:26.103
3	28.167	2:46.436	46	46.969	2:28.250	46	1:04.050	2:27.551	3	1:19.008	2:27.690	20	1:35.249	2:25.191
25	28.556	2:46.825	7	47.186	2:24.473	20	1:04.486	2:27.175	20	1:19.657	2:26.074	3	1:37.591	2:28.182
46	29.109	2:47.378	20	47.781	2:29.064	1	1:06.521	2:26.143	1	1:22.518	2:26.900	1	1:39.932	2:27.013
20	29.107	2:47.376	56	48.935	2:27.824	51	1:09.570	2:33.961	63	1:29.859	2:27.250	63	1:48.082	2:27.822
58	30.589	2:48.858	1	50.848	2:29.650	63	1:13.512	2:29.735	51	1:34.301	2:35.634	51	2:00.652	2:35.950
56	31.501	2:49.770	17	52.723	2:38.091	26	1:18.030	2:33.712	26	1:40.655	2:33.528	26	2:04.498	2:33.442
1	31.588	2:49.857	25	53.191	2:35.025	25	1:18.315	2:35.594	29	1:41.875	2:33.312	29	2:06.148	2:33.872
26	32.460	2:50.729	58	54.194	2:33.995	29	1:19.466	2:33.143	17	1:54.370	2:38.607			
7	33.103	2:51.372	63	54.247	2:30.606	17	1:26.666	2:44.413	48	2:05.844	2:38.518			
63	34.031	2:52.300	26	54.788	2:32.718	58	1:27.382	2:43.658						
29	35.605	2:53.874	29	56.793	2:31.578	48	1:38.229	2:37.754						
48	41.832	3:00.101	48	1:10.945	2:39.503	31	1:43.371	2:39.003						
4	43.117	3:01.386	4	1:13.604	2:40.877	4	1:58.489	2:55.355P						
31	44.843	3:03.112	31	1:14.838	2:40.385									

The John Surtees Trophy for CRMC 750 & Unlimited Motor Cycles

LAP CHART

(contd.)

Lap 6			Lap 7			Lap 8			Lap 9			Lap 10		
No	Behind	Laptime	No	Behind	Laptime	No	Behind	Laptime	No	Behind	Laptime	No	Behind	Laptime
73		2:10.569	73		2:09.511	73		2:10.534	73		2:10.344	73		2:09.929
2	9.718	2:11.776	2	11.307	2:11.100	3	1 LAP	2:28.252	20	1 LAP	2:23.001	66	1 LAP	2:23.281
22	10.871	2:13.375	22	13.712	2:12.352	1	1 LAP	2:27.982	56	1 LAP	2:27.715	46	1 LAP	2:24.559
17	1 LAP	2:41.301	26	1 LAP	2:30.295	63	1 LAP	2:26.493	22	15.439	2:11.198	22	15.548	2:10.038
6	20.406	2:10.622	51	1 LAP	2:38.487	2	13.463	2:12.690	2	16.409	2:13.290	2	19.456	2:12.976
48	1 LAP	2:37.159	6	20.870	2:09.975	22	14.585	2:11.407	3	1 LAP	2:27.282	20	1 LAP	2:22.569
32	24.499	2:12.381	29	1 LAP	2:35.231	6	21.878	2:11.542	1	1 LAP	2:25.978	6	23.316	2:11.511
23	27.978	2:13.864	32	27.869	2:12.881	32	31.685	2:14.350	6	21.734	2:10.200	56	1 LAP	2:30.553
11	28.041	2:15.608	23	32.434	2:13.967	23	35.087	2:13.187	63	1 LAP	2:26.608	32	34.253	2:11.380
31	1 LAP	2:42.173	11	33.036	2:14.506	26	1 LAP	2:31.764	32	32.802	2:11.461	1	1 LAP	2:25.319
49	36.034	2:14.295	49	42.217	2:15.694	11	37.158	2:14.656	23	39.486	2:14.743	3	1 LAP	2:28.764
16	36.594	2:14.667	16	42.777	2:15.694	51	1 LAP	2:36.110	11	43.115	2:16.301	63	1 LAP	2:27.945
77	39.381	2:14.538	77	43.108	2:13.238	77	45.064	2:12.490	49	47.715	2:12.703	23	44.539	2:14.982
78	40.995	2:17.263	27	46.026	2:14.130	49	45.356	2:13.673	77	48.539	2:13.819	49	48.787	2:11.001
27	41.407	2:14.833	78	47.505	2:16.021	16	47.090	2:14.847	16	51.236	2:14.490	11	49.447	2:16.261
47	42.296	2:17.934	17	1 LAP	2:42.474	27	50.046	2:14.554	27	53.766	2:14.064	16	55.228	2:13.921
28	42.491	2:18.002	12	50.755	2:17.256	29	1 LAP	2:40.237	26	1 LAP	2:31.396	77	57.040	2:18.430
12	43.010	2:15.224	99	51.773	2:17.518	78	52.327	2:15.356	78	58.797	2:16.814	27	59.987	2:16.150
99	43.766	2:15.347	47	51.830	2:19.045	12	56.790	2:16.569	12	1:03.296	2:16.850	78	1:07.520	2:18.652
61	48.640	2:17.846	48	1 LAP	2:38.702	47	57.725	2:16.429	47	1:04.772	2:17.391	12	1:10.302	2:16.935
42	59.316	2:16.597	61	59.496	2:20.367	99	58.669	2:17.430	99	1:05.184	2:16.859	99	1:11.058	2:15.803
36	59.616	2:16.713	28	1:01.119	2:28.139P	61	1:08.701	2:19.739	51	1 LAP	2:31.948	47	1:11.443	2:16.600
33	1:03.312	2:17.425	31	1 LAP	2:41.490	42	1:14.627	2:17.951	61	1:16.781	2:18.424	26	1 LAP	2:31.523
21	1:10.749	2:21.523	42	1:07.210	2:17.405	36	1:15.055	2:18.087	42	1:20.599	2:16.316	36	1:27.083	2:15.551
72	1:11.670	2:20.238	36	1:07.502	2:17.397	48	1 LAP	2:36.899	36	1:21.461	2:16.750	42	1:27.970	2:17.300
54	1:12.687	2:20.318	33	1:11.835	2:18.034	33	1:20.404	2:19.103	29	1 LAP	2:40.817	51	1 LAP	2:31.938
41	1:14.561	2:22.730	72	1:19.183	2:17.024	17	1 LAP	2:44.537	33	1:29.566	2:19.506	61	1:28.596	2:21.744
57	1:15.414	2:24.388	54	1:20.977	2:17.801	54	1:29.744	2:19.301	54	1:38.820	2:19.420	33	1:39.317	2:19.680
10	1:16.539	2:21.833	21	1:22.135	2:20.897	31	1 LAP	2:39.261	48	1 LAP	2:36.463	54	1:49.333	2:20.442
9	1:16.909	2:30.070	41	1:24.741	2:19.691	21	1:34.941	2:23.340	41	1:46.347	2:21.685	29	1 LAP	2:41.258
14	1:17.412	2:21.562	57	1:26.184	2:20.281	41	1:35.006	2:20.799	21	1:46.763	2:22.166	21	1:56.274	2:19.440
7	1:29.107	2:22.041	14	1:29.364	2:21.463	57	1:38.884	2:23.234	57	1:51.601	2:23.061	41	1:58.434	2:22.016
66	1:37.296	2:24.863	10	1:29.939	2:22.911	14	1:39.912	2:21.082	17	1 LAP	2:42.522	57	2:03.396	2:21.724
46	1:42.679	2:22.780	9	1:35.135	2:27.737	10	1:42.794	2:23.389	10	1:55.352	2:22.902	48	1 LAP	2:35.619
56	1:50.010	2:25.368	7	1:42.174	2:22.578	9	1:50.982	2:26.381	31	1 LAP	2:40.372	7	2:16.412	2:22.302
20	1:50.024	2:25.344	66	1:51.692	2:23.907	7	1:53.629	2:21.989	7	2:04.039	2:20.754	17	1 LAP	2:39.177
3	1:54.097	2:27.075	46	1:57.194	2:24.026	66	2:06.441	2:25.283	9	2:06.631	2:25.993	9	2:25.866	2:29.164
1	1:56.176	2:26.813	20	2:05.201	2:24.688	46	2:09.450	2:22.790				31	1 LAP	2:39.032
63	2:03.258	2:25.745	56	2:06.598	2:26.099									

BRDC 500 for Pre War Sportscars QUALIFYING - Race 13

POS	NO	CL	NAME	NAT	ENTRY	TIME	LAPS	GAP	MPH
1	8	4	SAUL/LOCKIE		Alfa Romeo P3 Tipo B	2:22.142	12		79.62
2	25	3	BURNETT/STEVENS		Alta Sports	2:22.755	10	0.613	79.28
3	21	3	DEE/BELL		Aston Martin Speed Model	2:30.098	9	7.956	75.40
4	26	3	FRANKLIN/PEARSON		Frazer Nash BMW 328	2:30.191	12	8.049	75.36
5	36	4	JUNNE/EDWARDS		Talbot 105 Alpine	2:31.256	9	9.114	74.82
6	33	1	MAHANY/BAXTER		HRG Le Mans	2:32.152	12	10.010	74.38
7	41	5	HEELS/SWETE		Talbot Lago T150C	2:32.266	12	10.124	74.33
8	49	2	JONES/JONES		MGL Magna	2:32.426	11	10.284	74.25
9	23	3	LAKE/VARLEY		Aston Martin Speed Model	2:32.462	12	10.320	74.23
10	35	4	HUDSON/SADLER		Talbot 105	2:33.324	12	11.182	73.82
11	16	2	MASON/KNILL-JONES		Aston Martin Ulster	2:34.883	12	12.741	73.07
12	27	3	PUGH/STANTON		Frazer Nash BMW 328	2:36.646	12	14.504	72.25
13	18	2	CHAMPION/STANTON		Frazer Nash Supersports	2:36.950	9	14.808	72.11
14	53	3	Peter DUBSKY		Aston Martin Mk2 Ulster	2:36.953	6	14.811	72.11
15	31	4	Mike PRESTON		Bugatti Type 35B	2:37.469	11	15.327	71.87
16	11	2	GREEN/TAYLOR		MG k3	2:38.456	11	16.314	71.42
17	55	4	POLSON/EDWARDS		Talbot 105	2:39.273	9	17.131	71.06
18	50	5	ARTHURS/PRICE		Invicta High Chassis	2:39.661	11	17.519	70.89
19	7	5	HARDING/BUTTERWORTH		Lagonda Le Mans V12	2:42.212	11	20.070	69.77
20	10	2	WALKER/TAYLOR		MG KN/K3	2:42.299	10	20.157	69.73
21	29	3	Rob NEWALL		Bugatti Type 35	2:43.016	12	20.874	69.43
22	48	5	GUYATT/WARRINGTON		Stutz Blackhawk	2:44.849	11	22.707	68.65
23	6	1	TEMPLE/JACKSON		Riley Brooklands	2:46.324	9	24.182	68.05
24	28	3	WILLS/WILLS		BMW 328	2:46.423	11	24.281	68.01
25	4	1	FENICHEL/DUTTON		MG K1/K3	2:46.458	11	24.316	67.99
26	15	2	FABRI/STOOP		Aston Martin Ulster	2:46.983	11	24.841	67.78
27	44	5	BUGLAR/JONES		Lagonda LG45	2:47.553	11	25.411	67.55
28	22	4	VANDER KROFT/CHUDECK		Talbot 105	2:48.098	12	25.956	67.33
29	40	5	Sir Ralph ROBINS		Delahaye 135CS	2:49.752	9	27.610	66.67
30	2	1	BRADFORD/BRADFORD		Riley Brooklands	2:49.869	11	27.727	66.63
31	17	4	COOKE/TWYMAN		Alfa Romeo 6C	2:51.162	11	29.020	66.12
32	47	5	FLOOD/FRANKEL		Bentley 4.5Litre	2:52.508	5	30.366	65.61
33	38	4	WILTSHIRE/GRANT		Bentley 3 Litre	2:52.562	11	30.420	65.59
34	56	1	BOLDRY/COTTAM		MGPB	2:53.035	5	30.893	65.41
35	43	5	MANN/RUDNIG		Bentley 4.5 Litre	2:53.267	7	31.125	65.32
36	34	4	WADMAN/MOSS		Alvis Speed 20	2:56.669	10	34.527	64.06
37	24	2	HICKS/HICKS		Aston Martin Ulster	2:56.688	11	34.546	64.05
38	57	4	STRUTON/HINE		Bentley 3 Litre	2:57.463	9	35.321	63.77
39	20	3	PILKINGTON/PILKINGTO		Alfa Romeo 6C	2:57.746	11	35.604	63.67
40	39	4	SINGER/SINGER		Bentley 3 Litre	2:58.161	11	36.019	63.52
41	5	1	PERKINS/PIERCY		Riley Brooklands	2:59.895	11	37.753	62.91
42	9	1	WHITE/WHITE		Riley Brooklands	2:59.906	10	37.764	62.91
43	12	6	FRANKEL/FRANKEL		Bentley TT 3 litre	3:01.100	10	38.958	62.49
44	1	1	ASHMEAD/BABER		Riley Brooklands	3:07.449	10	45.307	60.38
45	42	5	GUEST/STRICKLAND		Bentley 4.5 Litre	3:07.579	10	45.437	60.33
46	14	2	RISELEY/RISELEY		Aston Martin Le Mans	3:07.613	10	45.471	60.32
47	32	4	WARDEN/RICHARDS		Talbot 90 Team	3:08.959	9	46.817	59.89

Car 42 Illegal Number E.11.3.11.

Weather/Track - Bright/Dry

These results are provisional until the conclusion of any judicial and technical matters.

Silverstone Hist

Circuit Length = 3.1440 miles.

Start: 08:30 End: 09:00

Clerk of Course:	Stewards:	Timekeeper:

BRDC 500 for Pre War Sportscars LAP ANALYSIS

1	ASHMEAD/BABER	Riley Brooklands	
1 -	6:46.995	6 - 4:33.574	
2 -	3:14.172	7 - 3:07.767	
3 -	3:35.380	8 - 3:07.449	
4 -	3:17.758	9 - 3:15.473	
5 -	3:25.262P	10 - 3:19.934	
2	BRADFORD/BRADFORD	Riley Brooklands	
1 -	6:16.662	6 - 3:59.307	11 - 3:22.544P
2 -	3:09.050	7 - 2:54.473	
3 -	2:56.275	8 - 2:52.917	
4 -	2:57.308	9 - 2:53.822	
5 -	3:11.157P	10 - 2:49.869	
4	FENICHEL/DUTTON	MG K1/K3	
1 -	6:16.391	6 - 3:56.026	11 - 2:48.215
2 -	3:01.991	7 - 2:51.818	
3 -	2:56.258	8 - 2:46.458	
4 -	2:55.099	9 - 2:47.164	
5 -	3:07.527P	10 - 2:52.585	
5	PERKINS/PIERCY	Riley Brooklands	
1 -	6:07.328	6 - 4:03.767	11 - 2:59.895
2 -	3:09.434	7 - 3:07.560	
3 -	3:12.087	8 - 3:05.564	
4 -	3:08.186	9 - 3:01.596	
5 -	3:17.961P	10 - 3:00.303	
6	TEMPLE/JACKSON	Riley Brooklands	
1 -	6:32.858	6 - 2:50.909	
2 -	3:16.959	7 - 2:46.848	
3 -	3:11.141	8 - 2:46.324	
4 -	3:22.854P	9 - 2:50.219	
5 -	3:32.349		
7	HARDING/BUTTERWORTH	Lagonda Le Mans V12	
1 -	6:40.492	6 - 2:53.210P	11 - 2:46.125
2 -	2:56.976	7 - 4:36.008	
3 -	2:42.787	8 - 2:51.094	
4 -	2:44.508	9 - 2:46.462	
5 -	2:42.212	10 - 2:43.593	
8	SAUL/LOCKIE	Alfa Romeo P3 Tipo B	
1 -	5:55.518	6 - 3:47.768	11 - 2:38.910
2 -	2:22.907	7 - 2:43.584	12 - 2:51.533
3 -	2:22.142	8 - 2:44.087	
4 -	2:22.277	9 - 2:41.454	
5 -	2:44.331P	10 - 2:38.826	

BRDC 500 for Pre War Sportscars

LAP ANALYSIS

(contd.)

9	WHITE/WHITE	Riley Brooklands	
1 -	6:44.127	6 - 3:09.363	
2 -	3:04.876	7 - 3:11.647P	
3 -	2:59.906	8 - 3:54.140	
4 -	3:09.914P	9 - 3:00.371	
5 -	5:00.728	10 - 3:29.240P	
10	WALKER/TAYLOR	MG KN/K3	
1 -	6:50.424	6 - 4:10.124	
2 -	2:48.984	7 - 3:01.001P	
3 -	2:42.299	8 - 4:47.498	
4 -	2:43.298	9 - 2:50.055	
5 -	3:10.422P	10 - 2:45.050	
11	GREEN/TAYLOR	MG k3	
1 -	6:21.614	6 - 2:59.780	11 - 2:54.637
2 -	2:42.391	7 - 3:00.472	
3 -	2:38.456	8 - 3:01.117	
4 -	2:49.492P	9 - 2:54.706	
5 -	4:13.206	10 - 2:52.508	
12	FRANKEL/FRANKEL	Bentley TT 3 litre	
1 -	6:57.877	6 - 3:06.582	
2 -	3:19.967	7 - 3:22.797P	
3 -	3:11.716	8 - 3:47.015	
4 -	3:07.684	9 - 3:03.549	
5 -	3:05.803	10 - 3:01.100	
14	RISELEY/RISELEY	Aston Martin Le Mans	
1 -	6:14.338	6 - 3:09.428	
2 -	3:28.039	7 - 3:09.127	
3 -	3:19.713	8 - 3:07.613	
4 -	3:34.203P	9 - 3:11.835	
5 -	4:33.153	10 - 3:08.481	
15	FABRI/STOOP	Aston Martin Ulster	
1 -	6:00.961	6 - 3:56.436	11 - 2:48.334
2 -	2:54.865	7 - 2:54.397	
3 -	2:47.464	8 - 2:50.623	
4 -	2:46.983	9 - 2:51.657	
5 -	2:57.648P	10 - 3:00.943	
16	MASON/KNILL-JONES	Aston Martin Ulster	
1 -	6:14.771	6 - 3:30.445	11 - 2:44.416
2 -	2:41.905	7 - 2:44.504	12 - 2:42.390
3 -	2:37.501	8 - 2:47.492	
4 -	2:34.883	9 - 2:42.408	
5 -	2:44.035P	10 - 2:41.577	

BRDC 500 for Pre War Sportscars

LAP ANALYSIS

(contd.)

17	COOKE/TWYMAN	Alfa Romeo 6C
1 -	6:41.788	6 - 3:06.036P 11 - 2:51.162
2 -	3:01.319	7 - 4:16.454
3 -	2:53.327	8 - 2:53.574
4 -	2:51.480	9 - 2:53.740
5 -	2:53.497	10 - 2:51.371
18	CHAMPION/STANTON	Frazer Nash Supersports
1 -	6:21.734	6 - 2:39.939
2 -	2:50.558	7 - 2:38.465
3 -	2:38.138	8 - 2:36.950
4 -	2:38.810	9 - 2:55.925P
5 -	2:37.751	
20	PILKINGTON/PILKINGTO	Alfa Romeo 6C
1 -	6:38.751	6 - 3:53.788 11 - 3:14.635P
2 -	3:13.343	7 - 3:02.975
3 -	3:03.071	8 - 2:59.564
4 -	3:01.756	9 - 2:58.960
5 -	3:15.488P	10 - 2:57.746
21	DEE/BELL	Aston Martin Speed Model
1 -	6:05.254	6 - 2:30.098
2 -	2:37.561	7 - 2:32.612
3 -	2:34.283	8 - 2:38.902
4 -	2:54.453P	9 - 2:51.185P
5 -	4:02.483	
22	VANDER KROFT/CHUDECK	Talbot 105
1 -	6:31.992	6 - 2:50.026 11 - 2:48.098
2 -	3:03.015	7 - 2:53.197 12 - 2:50.165
3 -	2:56.632	8 - 2:52.886
4 -	2:52.705	9 - 2:49.756
5 -	2:51.982	10 - 2:50.835
23	LAKE/VARLEY	Aston Martin Speed Model
1 -	6:03.930	6 - 2:36.835 11 - 2:40.214
2 -	2:42.472	7 - 2:34.554 12 - 2:40.120
3 -	2:32.462	8 - 2:35.747
4 -	2:54.254P	9 - 2:36.120
5 -	4:06.709	10 - 2:41.043
24	HICKS/HICKS	Aston Martin Ulster
1 -	6:27.385	6 - 4:20.209 11 - 3:01.201
2 -	3:02.929	7 - 3:07.543
3 -	2:58.031	8 - 3:06.800
4 -	2:58.186	9 - 3:04.298
5 -	3:12.441P	10 - 2:56.688

BRDC 500 for Pre War Sportscars

LAP ANALYSIS

(contd.)

25	BURNETT/STEVENS	Alta Sports
1 -	6:10.747	6 - 3:24.112
2 -	2:27.949	7 - 2:26.115
3 -	2:22.755	8 - 2:25.911
4 -	2:23.642	9 - 2:26.038
5 -	2:39.901P	10 - 2:37.559P
26	FRANKLIN/PEARSON	Frazer Nash BMW 328
1 -	6:27.814	6 - 2:53.077P 11 - 2:30.572
2 -	2:54.306	7 - 3:11.379 12 - 2:36.648
3 -	2:36.634	8 - 2:34.374
4 -	2:32.745	9 - 2:30.707
5 -	2:33.257	10 - 2:30.191
27	PUGH/STANTON	Frazer Nash BMW 328
1 -	6:07.609	6 - 3:44.329 11 - 2:40.315
2 -	2:43.987	7 - 2:41.424 12 - 2:39.782
3 -	2:39.474	8 - 2:42.705
4 -	2:39.146	9 - 2:36.646
5 -	2:46.944P	10 - 2:39.907
28	WILLS/WILLS	BMW 328
1 -	6:35.255	6 - 2:49.855 11 - 2:47.116
2 -	3:08.522	7 - 2:48.739
3 -	3:00.033	8 - 2:49.432
4 -	3:05.982P	9 - 2:47.132
5 -	5:26.550	10 - 2:46.423
29	Rob NEWALL	Bugatti Type 35
1 -	6:11.352	6 - 2:48.269 11 - 2:44.791
2 -	2:49.666	7 - 2:52.155 12 - 2:47.325
3 -	2:43.016	8 - 2:48.615
4 -	2:43.777	9 - 2:45.690
5 -	2:46.518	10 - 2:47.793
31	Mike PRESTON	Bugatti Type 35B
1 -	6:44.399	6 - 2:39.888 11 - 2:40.565
2 -	2:58.979	7 - 2:37.469
3 -	2:46.829	8 - 2:40.363
4 -	2:40.206	9 - 3:00.636P
5 -	2:40.401	10 - 5:18.760
32	WARDEN/RICHARDS	Talbot 90 Team
1 -	6:25.449	6 - 7:59.379
2 -	3:10.043	7 - 3:19.992
3 -	3:08.959	8 - 3:14.945
4 -	3:11.512	9 - 3:13.244
5 -	3:50.922P	

BRDC 500 for Pre War Sportscars

LAP ANALYSIS

(contd.)

33	MAHANY/BAXTER	HRG Le Mans
1 -	6:10.399	6 - 2:51.428P 11 - 2:33.602
2 -	2:40.140	7 - 3:28.311 12 - 2:35.620
3 -	2:36.907	8 - 2:37.870
4 -	2:32.152	9 - 2:36.451
5 -	2:35.142	10 - 2:36.104
34	WADMAN/MOSS	Alvis Speed 20
1 -	6:29.658	6 - 4:39.241
2 -	3:13.222	7 - 3:19.125
3 -	2:58.683	8 - 3:15.954
4 -	2:56.669	9 - 3:14.407
5 -	3:05.350P	10 - 3:07.968
35	HUDSON/SADLER	Talbot 105
1 -	6:10.677	6 - 3:37.049 11 - 2:36.388
2 -	2:46.763	7 - 2:34.016 12 - 2:34.292
3 -	2:40.793	8 - 2:35.659
4 -	2:39.723	9 - 2:33.324
5 -	2:58.695P	10 - 2:37.255
36	JUNNE/EDWARDS	Talbot 105 Alpine
1 -	6:17.762	6 - X:00.000
2 -	2:42.345	7 - 2:51.243
3 -	2:35.168	8 - 2:52.113
4 -	2:31.256	9 - 2:48.670
5 -	2:42.476P	
38	WILTSHIRE/GRANT	Bentley 3 Litre
1 -	6:42.766	6 - 2:55.008 11 - 2:53.655
2 -	3:01.806	7 - 2:53.948
3 -	2:52.562	8 - 2:53.784
4 -	3:03.637P	9 - 3:03.618
5 -	4:00.048	10 - 2:55.028
39	SINGER/SINGER	Bentley 3 Litre
1 -	6:28.815	6 - 3:06.906 11 - 3:00.184
2 -	3:13.925	7 - 3:10.208
3 -	2:58.161	8 - 3:01.157
4 -	3:02.036P	9 - 3:04.526
5 -	4:10.749	10 - 3:01.400
40	Sir Ralph ROBINS	Delahaye 135CS
1 -	6:21.283	6 - 2:50.628
2 -	3:10.637	7 - 2:49.752
3 -	3:00.133	8 - 2:50.901
4 -	2:55.013	9 - 3:12.509P
5 -	2:52.537	

BRDC 500 for Pre War Sportscars

LAP ANALYSIS

(contd.)

41	HEELS/SWETE	Talbot Lago T150C
1 - 6:36.348	6 - 3:38.465	11 - 2:32.266
2 - 2:59.368	7 - 2:35.283	12 - 2:35.840
3 - 2:48.766	8 - 2:34.113	
4 - 2:44.300	9 - 2:34.383	
5 - 3:01.252P	10 - 2:38.289	
42	GUEST/STRICKLAND	Bentley 4.5 Litre
1 - 6:48.417	6 - 3:21.297P	
2 - 3:09.614	7 - 4:01.224	
3 - 3:07.579	8 - 3:14.722	
4 - 3:08.517	9 - 3:15.870	
5 - 3:09.418	10 - 3:14.091	
43	MANN/RUDNIG	Bentley 4.5 Litre
1 - 6:31.711	6 - 4:13.461	
2 - 3:00.109	7 - 3:08.706P	
3 - 2:55.843		
4 - 2:53.267		
5 - 3:14.365P		
44	BUGLAR/JONES	Lagonda LG45
1 - 6:47.185	6 - 3:45.929	11 - 3:04.540
2 - 3:03.582	7 - 3:00.297	
3 - 2:49.771	8 - 3:01.165	
4 - 2:47.553	9 - 3:01.807	
5 - 3:00.272P	10 - 3:08.294	
47	FLOOD/FRANKEL	Bentley 4.5Litre
1 - 6:56.827		
2 - 3:14.332		
3 - 2:54.287		
4 - 2:52.508		
5 - 3:04.069P		
48	GUYATT/WARRINGTON	Stutz Blackhawk
1 - 6:40.643	6 - 3:04.242P	11 - 2:49.036
2 - 2:58.955	7 - 3:43.034	
3 - 2:52.781	8 - 2:44.849	
4 - 3:11.685	9 - 2:45.259	
5 - 2:53.322	10 - 2:44.871	
49	JONES/JONES	MGL Magna
1 - 6:02.948	6 - 3:39.494	11 - 3:06.277P
2 - 2:46.739	7 - 2:40.668	
3 - 2:33.494	8 - 2:42.204	
4 - 2:32.426	9 - 2:44.504	
5 - 2:48.884P	10 - 2:47.050	

BRDC 500 for Pre War Sportscars

LAP ANALYSIS

(contd.)

50	ARTHURS/PRICE	Invicta High Chassis
1 -	6:07.115	6 - 4:07.274
2 -	2:48.651	7 - 3:13.210
3 -	2:43.500	8 - 3:12.906
4 -	2:39.661	9 - 3:08.106
5 -	2:59.857P	10 - 3:08.992
53	Peter DUBSKY	Aston Martin Mk2 Ulster
1 -	5:59.820	6 - 3:09.450P
2 -	2:50.009	
3 -	2:36.953	
4 -	2:39.277	
5 -	2:39.041	
55	POLSON/EDWARDS	Talbot 105
1 -	6:36.965	6 - 2:40.535
2 -	3:01.052	7 - 2:39.273
3 -	2:46.727	8 - 2:40.410
4 -	2:44.425	9 - 2:40.919
5 -	2:40.695	
56	BOLDRY/COTTAM	MGPB
1 -	6:18.384	
2 -	3:05.223	
3 -	2:53.035	
4 -	3:12.510P	
5 -	3:46.980	
57	STRUTON/HINE	Bentley 3 Litre
1 -	6:47.584	6 - 3:09.738
2 -	2:58.115	7 - 3:08.334
3 -	2:57.463	8 - 3:04.858
4 -	3:02.653P	9 - 3:18.547P
5 -	4:52.799	

BRDC 500 for Pre War Sportscars

GRID - Race 13

ROW
24
ROW
23
ROW
22
ROW
21
ROW
20
ROW
19
ROW
18
ROW
17
ROW
16
ROW
15
ROW
14
ROW
13
ROW
12
ROW
11
ROW
10
ROW
9
ROW
8
ROW
7
ROW
6
ROW
5
ROW
4
ROW
3
ROW
2
ROW
1

	32	WARDEN/RICHARDS	
42	GUEST/STRICKLAND	14	RISELEY/RISELEY
	12	FRANKEL/FRANKEL	1
5	PERKINS/PIERCY	9	WHITE/WHITE
	20	PILKINGTON/PILKINGTO	39
24	HICKS/HICKS	57	STRUTON/HINE
	43	MANN/RUDNIG	34
38	WILTSHIRE/GRANT	56	BOLDRY/COTTAM
	17	COOKE/TWYMAN	47
40	ROBINS	2	BRADFORD/BRADFORD
	44	BUGLAR/JONES	22
4	FENICHEL/DUTTON	15	FABRI/STOOP
	6	TEMPLE/JACKSON	28
29	NEWALL	48	GUYATT/WARRINGTON
	7	HARDING/BUTTERWORTH	10
55	POLSON/EDWARDS	50	ARTHURS/PRICE
	31	PRESTON	11
18	CHAMPION/STANTON	53	DUBSKY
	16	MASON/KNILL-JONES	27
23	LAKE/VARLEY	35	HUDSON/SADLER
	41	HEELS/SWETE	49
36	JUNNE/EDWARDS	33	MAHANY/BAXTER
	21	DEE/BELL	26
8	SAUL/LOCKIE	25	BURNETT/STEVENS

POLE

Car 42 Illegal Number E.11.3.11.

Weather/Track - Bright/Dry

These results are provisional until the conclusion of any judicial and technical matters.

Silverstone Hist

Circuit Length = 3.1440 miles.

Start: 08:30 End: 09:00

Clerk of Course:

Stewards:

Timekeeper:

BRDC 500 for Pre War Sportscars

RACE RESULT - Race 13

POS	NO	CL	NAME	NAT	ENTRY	TIME	LAPS	GAP	MPH	BEST
1	25	3	BURNETT/DIFFEY		Alta Sports	1:02:12.364	23		69.79	2:23.585
2	35	4	HUDSON/SADLER		Talbot 105	1:02:14.882	22	1 LAP	66.71	2:32.048
3	33	1	MAHANY/BAXTER		HRG Le Mans	1:02:49.873	22	1 LAP	66.09	2:33.993
4	53	3	Peter DUBSKY		Aston Martin Mk2 Ulster	1:03:13.828	22	1 LAP	65.68	2:35.334
5	10	2	WALKER/TAYLOR		MG KN/K3	1:03:16.846	22	1 LAP	65.62	2:35.781
6	31	4	Mike PRESTON		Bugatti Type 35B	1:03:17.058	22	1 LAP	65.62	2:34.744
7	49	2	JONES/JONES		MGL Magna	1:03:35.704	22	1 LAP	65.30	2:32.601
8	52	5	BROCK-JEST/HARDING		Lagonda Le Mans	1:03:35.956	22	1 LAP	65.30	2:32.296
9	27	3	PUGH/STANTON		Frazer Nash BMW 328	1:04:06.992	22	1 LAP	64.77	2:34.984
10	9	1	WHITE/WHITE		Riley Brooklands	1:04:50.986	22	1 LAP	64.04	2:37.149
11	55	4	POLSON/EDWARDS		Talbot 105	1:02:12.989	21	2 LAPS	63.71	2:41.336
12	28	3	WILLS/WILLS		BMW 328	1:02:16.130	21	2 LAPS	63.66	2:40.172
13	48	5	GUYATT/WARRINGTON		Stutz Blackhawk	1:02:16.991	21	2 LAPS	63.65	2:41.293
14	29	3	Rob NEWALL		Bugatti Type 35	1:02:34.240	21	2 LAPS	63.35	2:42.146
15	8	4	SAUL/LOCKIE		Alfa Romeo P3 Tipo B	1:02:37.765	21	2 LAPS	63.29	2:23.288
16	16	2	MASON/KNILL-JONES		Aston Martin Ulster	1:02:46.487	21	2 LAPS	63.15	2:30.919
17	22	4	VAN DER KROFT/CHUDEK		Talbot 105	1:03:05.614	21	2 LAPS	62.83	2:44.797
18	17	4	COOKE/TWYMAN		Alfa Romeo 6C	1:03:40.181	21	2 LAPS	62.26	2:43.212
19	15	2	FABRI/STOOP		Aston Martin Ulster	1:03:46.163	21	2 LAPS	62.16	2:43.982
20	11	2	GREEN/TAYLOR		MG k3	1:03:56.335	21	2 LAPS	62.00	2:37.453
21	4	1	FENICHEL/DUTTON		MG K1/K3	1:03:59.582	21	2 LAPS	61.95	2:43.133
22	50	5	ARTHURS/PRICE		Invicta High Chassis	1:04:04.708	21	2 LAPS	61.86	2:44.442
23	44	5	BUGLAR/JONES		Lagonda LG45	1:04:40.691	21	2 LAPS	61.29	2:40.433
24	40	5	Sir Ralph ROBINS		Delahaye 135CS	1:05:01.200	21	2 LAPS	60.97	2:48.877
25	43	5	MANN/RUDNIG		Bentley 4.5 Litre	1:02:23.307	20	3 LAPS	60.52	2:51.906
26	24	2	HICKS/HICKS		Aston Martin Ulster	1:02:29.140	20	3 LAPS	60.42	2:49.704
27	2	1	BRADFORD/BRADFORD		Riley Brooklands	1:02:33.555	20	3 LAPS	60.35	2:49.010
28	56	1	BOLDRY/COTTAM		MGPB	1:03:13.589	20	3 LAPS	59.71	2:54.519
29	57	4	STRUTON/HINE		Bentley 3 Litre	1:03:19.055	20	3 LAPS	59.63	2:52.855
30	12	6	FRANKEL/FRANKEL		Bentley TT 3 litre	1:03:23.088	20	3 LAPS	59.56	2:51.074
31	20	3	PILKINGTON/PILKINGTO		Alfa Romeo 6C	1:03:25.670	20	3 LAPS	59.52	2:51.084
32	38	4	WILTSHIRE/GRANT		Bentley 3 Litre	1:04:30.677	20	3 LAPS	58.52	2:46.735
33	14	2	RISELEY/RISELEY		Aston Martin Le Mans	1:05:12.836	20	3 LAPS	57.89	3:01.024
34	34	4	WADMAN/MOSS		Alvis Speed 20	1:02:05.658	19	4 LAPS	57.76	2:47.314
35	42	5	GUEST/STRICKLAND		Bentley 4.5 Litre	1:04:02.904	19	4 LAPS	56.00	3:06.203
36	41	5	HEELIS/SWETE		Talbot Lago T150C	1:04:07.885	19	4 LAPS	55.93	2:32.943
37	47	5	FLOOD/FRANKEL		Bentley 4.5Litre	1:00:04.056	18	5 LAPS	56.57	2:46.078
38	32	4	WARDEN/RICHARDS		Talbot 90 Team	1:03:31.526	17	6 LAPS	50.52	3:03.246

NOT CLASSIFIED

36	4	JUNNE/EDWARDS	Talbot 105 Alpine	42:49.657	14	D.N.F.	61.73	2:32.591
39	4	SINGER/SINGER	Bentley 3 Litre	28:30.732	9	D.N.F.	59.64	2:45.234
6	1	TEMPLE/JACKSON	Riley Brooklands	21:37.578	6	D.N.F.	52.47	3:00.690
26	3	FRANKLIN/PEARSON	Frazer Nash BMW 328	12:53.403	4	D.N.F.	58.76	2:33.974
7	5	HARDING/BUTTERWORTH	Lagonda Le Mans V12	17:51.082	4	D.N.F.	42.43	2:56.798
5	1	PERKINS/PIERCY	Riley Brooklands	6:23.087	2	D.N.F.	59.55	2:57.194

FASTEST LAP

8	4	SAUL/LOCKIE	Alfa Romeo P3 Tipo B	2:23.288	11	78.99mph	127.12kph
25	3	BURNETT/DIFFEY	Alta Sports	2:23.585	2	78.82mph	126.86kph
16	2	MASON/KNILL-JONES	Aston Martin Ulster	2:30.919	10	74.99mph	120.69kph
52	5	BROCK-JEST/HARDING	Lagonda Le Mans	2:32.296	7	74.31mph	119.60kph
33	1	MAHANY/BAXTER	HRG Le Mans	2:33.993	18	73.49mph	118.28kph
12	6	FRANKEL/FRANKEL	Bentley TT 3 litre	2:51.074	20	66.16mph	106.47kph

Weather/Track Conditions: Cloudy/Dry

These results are provisional until the conclusion of any judicial and technical matters.

Silverstone Hist
Circuit Length = 3.1440 miles.
Start: 17:43 End: 18:43

Clerk of Course:	Stewards:	Timekeeper:
------------------	-----------	-------------

BRDC 500 for Pre War Sportscars

LAP CHART

Lap 1			Lap 2			Lap 3			Lap 4			Lap 5		
No	Behind	Laptime	No	Behind	Laptime	No	Behind	Laptime	No	Behind	Laptime	No	Behind	Laptime
25		2:33.876	25		2:23.585	25		2:28.023	25		5:25.125	25		3:56.349
8	5.818	2:39.694	26	16.901	2:34.034	8	21.899	2:32.701	8	1.183	5:04.409	8	0.427	3:55.593
26	6.452	2:40.328	8	17.221	2:34.988	26	22.852	2:33.974	26	2.794	5:05.067	49	4.227	3:56.755
49	11.348	2:45.224	36	22.784	2:34.754	49	31.345	2:35.740	49	3.821	4:57.601	33	5.657	3:57.172
36	11.615	2:45.491	49	23.628	2:35.865	33	32.635	2:36.002	33	4.834	4:57.324	41	6.006	3:56.295
33	12.967	2:46.843	33	24.656	2:35.274	41	33.683	2:34.834	41	6.060	4:57.502	16	7.199	3:56.886
41	14.880	2:48.756	41	26.872	2:35.577	16	34.407	2:35.172	16	6.662	4:57.380	52	7.289	3:55.905
16	15.808	2:49.684	16	27.258	2:35.035	36	38.479	2:43.718P	52	7.733	4:50.962	53	8.503	3:55.004
53	16.672	2:50.548	11	32.357	2:38.174	52	41.896	2:35.200	53	9.848	4:50.119	11	9.992	3:56.100
11	17.768	2:51.644	53	33.383	2:40.296	53	44.854	2:39.494	11	10.241	4:49.985	27	10.967	3:56.317
31	18.514	2:52.390	52	34.719	2:34.745	11	45.381	2:41.047	27	10.999	4:48.727	31	12.335	3:56.737
35	20.383	2:54.259	31	36.102	2:41.173	27	47.397	2:38.999	31	11.947	4:48.035	35	13.701	3:56.922
27	20.609	2:54.485	27	36.421	2:39.397	31	49.037	2:40.958	35	13.128	4:48.680	10	13.931	3:55.790
10	22.018	2:55.894	35	38.590	2:41.792	35	49.573	2:39.006	10	14.490	4:48.216	55	14.932	3:56.274
7	22.922	2:56.798	10	38.690	2:40.257	10	51.399	2:40.732	55	15.007	4:42.031	29	15.976	3:56.489
52	23.559	2:57.435	55	43.244	2:42.674	55	58.101	2:42.880	29	15.836	4:38.514	4	17.401	3:57.028
55	24.155	2:58.031	29	45.261	2:43.640	29	1:02.447	2:45.209	4	16.722	4:37.943	48	19.511	3:57.809
29	25.206	2:59.082	4	46.761	2:44.024	4	1:03.904	2:45.166	48	18.051	4:27.255	15	21.024	3:58.451
4	26.322	3:00.198	7	52.520	2:53.183P	15	1:14.360	2:47.753	15	18.922	4:29.687	28	21.350	3:58.193
15	28.593	3:02.469	15	54.630	2:49.622	48	1:15.921	2:45.692	28	19.506	4:25.769	44	22.407	3:58.690
48	34.836	3:08.712	48	58.252	2:47.001	28	1:18.862	2:45.501	44	20.066	4:23.457	22	24.392	3:59.362
28	35.468	3:09.344	28	1:01.384	2:49.501	44	1:21.734	2:46.995	22	21.379	4:23.526	17	25.138	3:59.468
43	36.040	3:09.916	44	1:02.762	2:50.016	22	1:22.978	2:47.280	17	22.019	4:21.016	47	25.577	3:58.982
44	36.331	3:10.207	22	1:03.721	2:50.013	17	1:26.128	2:50.350	47	22.944	4:16.669	38	30.050	4:01.511
17	37.243	3:11.119	17	1:03.801	2:50.143	47	1:31.400	2:52.367	38	24.888	4:14.589	9	31.194	4:02.220
22	37.293	3:11.169	47	1:07.056	2:52.347	38	1:35.424	2:50.694	9	25.323	4:13.341	43	31.850	4:01.609
47	38.294	3:12.170	43	1:09.637	2:57.182	9	1:37.107	2:53.814	43	26.590	4:13.010	39	34.967	4:03.182
40	41.711	3:15.587	9	1:11.316	2:52.198	43	1:38.705	2:57.091	39	28.134	4:14.319	57	35.948	4:00.575
9	42.703	3:16.579	39	1:12.613	2:51.371	39	1:38.940	2:54.350	34	30.405	4:15.922	34	36.460	4:02.404
38	43.090	3:16.966	38	1:12.753	2:53.248	34	1:39.608	2:50.389	57	31.722	4:15.707	40	38.611	4:02.076
39	44.827	3:18.703	40	1:15.941	2:57.815	57	1:41.140	2:52.855	40	32.884	4:14.699	2	42.212	4:05.287
57	46.881	3:20.757	57	1:16.308	2:53.012	40	1:43.310	2:55.392	2	33.274	4:08.722	50	46.602	4:05.300
6	47.980	3:21.856	34	1:17.242	2:51.183	2	1:49.677	2:55.412	6	34.644	3:58.993	6	47.760	4:09.465
2	48.876	3:22.752	2	1:22.288	2:56.997	6	2:00.776	3:03.714	50	37.651	3:55.942	24	49.381	4:04.610
34	49.644	3:23.520	6	1:25.085	3:00.690	50	2:06.834	3:01.372	12	40.620	3:55.101	12	50.277	4:06.006
5	52.017	3:25.893	5	1:25.626	2:57.194	24	2:07.396	3:01.542	24	41.120	3:58.849	56	51.367	4:06.596
50	52.561	3:26.437	50	1:33.485	3:04.509	12	2:10.644	3:02.389	56	41.120	3:55.135	36	52.382	4:02.173
20	53.496	3:27.372	24	1:33.877	3:03.380	56	2:11.110	3:02.397	20	44.170	3:56.254	20	52.432	4:04.611
12	53.902	3:27.778	20	1:35.726	3:05.815	20	2:13.041	3:05.338	36	46.558	5:33.204	42	53.861	4:00.756
24	54.082	3:27.958	12	1:36.278	3:05.961	42	2:34.818	3:12.514	7	1 LAP	7:49.368	14	57.134	4:00.359
56	56.711	3:30.587	56	1:36.736	3:03.610	14	2:39.550	3:16.200	42	49.454	3:39.761	7	1 LAP	4:11.733P
32	59.348	3:33.224	42	1:50.327	3:12.037	32	4:49.115	5:02.481P	14	53.124	3:38.699			
42	1:01.875	3:35.751	14	1:51.373	3:12.453									
14	1:02.505	3:36.381	32	2:14.657	3:38.894									

BRDC 500 for Pre War Sportscars

LAP CHART

(contd.)

Lap 6			Lap 7			Lap 8			Lap 9			Lap 10		
No	Behind	Laptime	No	Behind	Laptime	No	Behind	Laptime	No	Behind	Laptime	No	Behind	Laptime
25		2:24.395	25		2:24.851	25		2:24.352	25		2:25.228	25		2:24.973
8	8.222	2:32.190	6	1 LAP	4:02.860P	8	26.618	2:32.746	24	1 LAP	2:54.423	40	1 LAP	2:53.111
49	13.831	2:33.999	8	18.224	2:34.853	14	1 LAP	3:30.127P	35	1 LAP	3:59.076	32	4 LAPS	3:07.875
41	15.097	2:33.486	52	22.681	2:32.296	52	31.545	2:33.216	12	1 LAP	3:02.628	35	1 LAP	2:33.074
52	15.236	2:32.342	49	23.589	2:34.609	49	32.440	2:33.203	49	39.813	2:32.601	57	1 LAP	3:04.720P
16	15.970	2:33.166	16	24.148	2:33.029	16	32.894	2:33.098	20	1 LAP	3:14.626P	42	2 LAPS	3:08.316
33	17.022	2:35.760	41	24.866	2:34.620	41	34.291	2:33.777	16	41.429	2:33.763	2	1 LAP	3:09.524P
53	32.341	2:39.166	33	27.678	2:35.507	33	39.293	2:35.967	41	42.675	2:33.612	48	1 LAP	4:01.315
27	25.363	2:38.791	53	41.193	2:42.770	50	1 LAP	3:56.176	8	45.712	2:44.322P	24	1 LAP	3:07.245P
10	26.054	2:36.518	10	42.183	2:40.980	27	55.264	2:36.751	52	50.778	2:44.461P	16	47.375	2:30.919
11	27.554	2:41.957	27	42.865	2:42.353	10	56.198	2:38.367	33	52.283	2:38.218	49	48.811	2:33.971
31	27.644	2:39.704	31	43.661	2:40.868	11	57.159	2:37.453	43	1 LAP	4:03.256	41	50.645	2:32.943
35	29.721	2:40.415	11	44.058	2:41.355	53	57.289	2:40.448	27	1:05.020	2:34.984	12	1 LAP	3:02.340
55	43.756	2:41.804	55	49.182	2:41.692	31	58.611	2:39.302	10	1:08.024	2:37.054	33	1:05.000	2:37.690
29	35.850	2:44.269	29	57.609	2:46.610	55	1:07.383	2:42.553	53	1:09.399	2:37.338	27	1:15.989	2:35.942
48	40.381	2:45.265	35	59.346	2:54.476P	29	1:19.287	2:46.030	50	1 LAP	2:49.680	53	1:22.712	2:38.286
4	40.822	2:47.816	44	1:00.548	2:43.333	44	1:19.593	2:43.397	56	1 LAP	3:42.611	10	1:23.423	2:40.372
44	42.066	2:44.054	48	1:01.165	2:45.635	28	1:19.900	2:42.472	31	1:11.619	2:38.236	43	1 LAP	2:55.421
28	42.846	2:45.891	28	1:01.780	2:43.785	15	1:22.664	2:43.982	11	1:11.719	2:39.788	31	1:24.160	2:37.514
15	43.756	2:47.127	15	1:03.034	2:44.129	4	1:22.979	2:43.773	55	1:25.305	2:43.150	11	1:31.955	2:45.209
17	44.367	2:43.624	4	1:03.558	2:47.587	17	1:24.803	2:45.388	44	1:35.731	2:41.366	50	1 LAP	2:47.645
22	46.933	2:46.936	17	1:03.767	2:44.251	48	1:27.729	2:50.916P	28	1:36.331	2:41.659	56	1 LAP	3:00.831
47	48.943	2:47.761	22	1:10.892	2:48.810	36	1:31.134	2:40.235	36	1:38.964	2:33.058	36	1:47.170	2:33.179
9	53.818	2:47.019	32	3 LAPS	10:33.431	22	1:33.842	2:47.302	29	1:39.822	2:45.763	44	1:51.191	2:40.433
38	54.568	2:48.913	47	1:12.270	2:48.178	47	1:35.493	2:47.575	15	1:42.436	2:45.000	28	1:51.530	2:40.172
43	59.663	2:52.208	36	1:15.251	2:35.304	38	1:40.183	2:48.083	4	1:42.967	2:45.216	29	1:59.337	2:44.488
39	1:00.745	2:50.173	38	1:16.452	2:46.735	9	1:41.556	2:49.261	17	1:43.807	2:44.232	4	2:01.127	2:43.133
34	1:04.748	2:52.683	9	1:16.647	2:47.680	39	1:44.711	2:45.234	22	1:54.541	2:45.927	17	2:03.144	2:44.310
36	1:04.798	2:36.811	39	1:23.829	2:47.935	34	1:51.779	2:48.920	47	1:56.343	2:46.078	55	2:04.354	3:04.022P
57	1:04.949	2:53.396	34	1:27.211	2:47.314	32	3 LAPS	3:10.322	9	2:04.098	2:47.770	8	2:11.101	3:50.362
40	1:08.752	2:54.536	57	1:34.239	2:54.141	57	2:03.985	2:54.098	38	2:04.266	2:49.311	15	2:12.752	2:55.289P
2	1:14.413	2:56.596	40	1:36.699	2:52.798	40	2:05.462	2:53.115	39	2:04.948	2:45.465	22	2:15.226	2:45.658
24	1:25.671	3:00.685	43	1:39.759	3:04.947P	42	1 LAP	5:13.478	34	2:16.348	2:49.797			
12	1:26.556	3:00.674	2	1:45.447	2:55.885	2	2:18.177	2:57.082	14	1 LAP	4:21.801			
56	1:29.832	3:02.860	24	1:56.950	2:56.130									
20	1:35.792	3:07.755	12	2:00.492	2:58.787									
50	1:38.891	3:16.684P	20	2:15.878	3:04.937									
14	1:46.373	3:13.634	56	2:17.745	3:12.764P									
42	1:51.172	3:21.706P												

BRDC 500 for Pre War Sportscars

LAP CHART

(contd.)

Lap 11			Lap 12			Lap 13			Lap 14			Lap 15		
No	Behind	Laptime	No	Behind	Laptime	No	Behind	Laptime	No	Behind	Laptime	No	Behind	Laptime
25		2:25.275	25		2:23.837	25		2:39.434P	25		3:37.990	25		2:27.099
9	1 LAP	2:48.087	29	1 LAP	2:57.869P	2	2 LAPS	2:51.725	12	2 LAPS	2:56.651	24	2 LAPS	2:51.857
47	1 LAP	2:56.318P	22	1 LAP	2:46.670	17	1 LAP	2:53.832P	20	2 LAPS	2:54.103	47	2 LAPS	3:16.606
52	1 LAP	4:10.311	24	2 LAPS	4:19.113	57	2 LAPS	3:01.208	48	1 LAP	2:43.036	56	2 LAPS	2:57.885
20	2 LAPS	4:23.843	52	1 LAP	2:42.398	4	1 LAP	2:57.187P	55	1 LAP	2:42.569	57	2 LAPS	3:00.919
38	1 LAP	3:00.931P	35	1 LAP	2:32.297	49	1 LAP	4:12.169	11	1 LAP	2:58.169	36	1 LAP	4:19.182
34	1 LAP	2:49.771	9	1 LAP	2:59.410P	40	2 LAPS	4:28.957	28	1 LAP	2:49.028	48	1 LAP	2:42.759
35	1 LAP	2:33.757	34	1 LAP	2:50.161	56	2 LAPS	2:58.262	44	1 LAP	4:23.533	55	1 LAP	2:42.689
14	2 LAPS	3:02.492	20	2 LAPS	2:57.538	24	2 LAPS	2:50.664	29	1 LAP	2:45.982	12	2 LAPS	2:56.072
40	1 LAP	3:08.222P	14	2 LAPS	3:01.455	35	1 LAP	2:33.401	17	1 LAP	4:14.544	20	2 LAPS	2:54.186
16	55.863	2:33.763	55	1 LAP	4:00.407	22	1 LAP	2:55.333P	8	55.518	2:31.127	28	1 LAP	2:45.315
48	1 LAP	2:45.117	48	1 LAP	2:42.266	52	1 LAP	2:41.632	53	57.257	2:49.923P	11	1 LAP	2:57.993
41	59.752	2:34.382	41	1:17.781	2:41.866	33	1 LAP	4:09.437	14	2 LAPS	3:02.120	29	1 LAP	2:44.063
32	4 LAPS	3:09.785	16	1:19.084	2:47.058P	10	1 LAP	3:57.271	22	1 LAP	4:09.390	17	1 LAP	2:52.619
49	1:07.188	2:43.652P	27	1:40.000	2:36.354	31	1 LAP	4:01.876	4	1 LAP	4:23.492	44	1 LAP	2:59.437
42	2 LAPS	3:08.011	32	4 LAPS	3:09.449	12	2 LAPS	4:22.975	9	1 LAP	2:37.549	9	1 LAP	2:38.524
27	1:27.483	2:36.769	53	1:47.221	2:36.935	20	2 LAPS	2:55.179	16	1:08.188	2:40.849P	22	1 LAP	2:46.604
33	1:28.856	2:49.131P	15	1 LAP	4:24.515	34	1 LAP	3:04.219P	15	1 LAP	2:48.518	4	1 LAP	2:51.993
53	1:34.123	2:36.686	42	2 LAPS	3:06.203	11	1 LAP	4:12.235	38	2 LAPS	2:52.412	15	1 LAP	2:50.187
12	1 LAP	3:13.910P	36	2:07.299	2:36.650	48	1 LAP	2:41.662	32	4 LAPS	3:08.868	14	2 LAPS	3:02.705
31	1:44.980	2:46.095P	8	2:09.204	2:23.927	55	1 LAP	2:44.094	43	1 LAP	2:51.906	38	2 LAPS	2:52.930
10	1:49.018	2:50.870P	47	1 LAP	4:37.632	41	1:31.469	2:53.122P	50	1 LAP	2:51.460	8	1:53.565	3:25.146P
43	1 LAP	2:54.141	43	1 LAP	2:55.515	28	1 LAP	4:16.759	35	1:55.529	2:33.263	35	2:02.013	2:33.583
36	1:54.486	2:32.591	50	1 LAP	2:51.765	14	2 LAPS	3:01.446	41	1:57.764	4:04.285	41	2:12.264	2:41.599
50	1 LAP	2:50.063	44	2:38.156	2:53.407P	29	1 LAP	4:09.955	42	2 LAPS	3:08.273	50	1 LAP	2:47.785
11	2:03.054	2:56.374P				53	1:45.324	2:37.537	49	2:04.071	2:42.750	33	2:20.643	2:35.805
44	2:08.586	2:42.670				27	1:53.420	2:52.854P	33	2:11.937	2:36.465	49	2:21.313	2:44.341
8	2:09.114	2:23.288				38	2 LAPS	6:45.745	52	2:14.176	2:41.015	43	1 LAP	2:56.367
57	1 LAP	4:22.874				15	1 LAP	2:49.865	34	1 LAP	4:47.627	53	2:22.701	3:52.543
28	2:18.712	2:52.457P				8	2:02.381	2:32.611	2	1 LAP	2:52.938			
2	1 LAP	4:08.152				16	2:05.329	3:25.679	10	2:19.151	2:38.342			
17	2:21.081	2:43.212				9	1 LAP	4:07.813	31	2:21.483	2:39.208			
4	2:21.520	2:45.668				36	2:11.172	2:43.307P	40	1 LAP	2:53.598			
56	1 LAP	3:00.927				32	4 LAPS	3:09.787	27	2:25.791	4:10.361			
						42	2 LAPS	3:08.467						
						43	1 LAP	2:53.196						
						50	1 LAP	2:54.299						
						47	1 LAP	3:14.889						
						49	2:59.311	2:43.225						
						35	3:00.256	2:32.404						
						2	1 LAP	2:53.082						
						40	1 LAP	2:49.405						
						52	3:11.151	2:39.551						
						33	3:13.462	2:38.440						
						57	1 LAP	2:59.537						
						56	1 LAP	2:56.676						
						24	1 LAP	2:49.704						
						10	3:18.799	2:35.781						
						31	3:20.265	2:36.680						

BRDC 500 for Pre War Sportscars LAP CHART

(contd.)

Lap 16			Lap 17			Lap 18			Lap 19			Lap 20		
No	Behind	Laptime	No	Behind	Laptime	No	Behind	Laptime	No	Behind	Laptime	No	Behind	Laptime
25		2:26.531	25		2:26.854	25		2:28.767	25		2:30.218	25		2:30.811
52	1 LAP	2:42.055	41	1 LAP	2:43.335	38	3 LAPS	2:51.302	11	2 LAPS	2:58.355	12	3 LAPS	2:53.314
32	5 LAPS	3:09.673	33	1 LAP	2:35.699	8	2 LAPS	5:37.200	47	3 LAPS	3:20.709	20	3 LAPS	2:53.632
10	1 LAP	2:40.140	53	1 LAP	2:39.549	33	1 LAP	2:35.306	8	2 LAPS	2:32.990	22	2 LAPS	2:44.985
31	1 LAP	2:38.117	49	1 LAP	2:43.073	53	1 LAP	2:35.334	4	2 LAPS	2:50.490	34	3 LAPS	3:09.478
27	1 LAP	2:42.156	50	2 LAPS	2:49.721	41	1 LAP	2:42.491	33	1 LAP	2:33.993	8	2 LAPS	2:32.219
2	2 LAPS	2:52.695	52	1 LAP	2:38.958	14	3 LAPS	3:01.179	15	2 LAPS	2:50.207	33	1 LAP	2:35.238
42	3 LAPS	3:12.518	31	1 LAP	2:37.493	49	1 LAP	2:40.600	53	1 LAP	2:36.694	17	2 LAPS	2:51.337
40	2 LAPS	2:51.157	10	1 LAP	2:39.173	52	1 LAP	2:39.274	44	2 LAPS	2:57.691	53	1 LAP	2:41.798
24	2 LAPS	2:51.417	43	2 LAPS	2:55.759	10	1 LAP	2:37.364	38	3 LAPS	2:52.153	4	2 LAPS	2:52.719
34	2 LAPS	3:14.204	27	1 LAP	2:40.457	31	1 LAP	2:40.615	10	1 LAP	2:37.334	11	2 LAPS	2:56.069
57	2 LAPS	2:59.019	2	2 LAPS	2:50.765	50	2 LAPS	2:47.218	49	1 LAP	2:41.514	15	2 LAPS	2:51.568
56	2 LAPS	3:01.890	40	2 LAPS	2:49.410	27	1 LAP	2:41.196	31	1 LAP	2:37.946	10	1 LAP	2:36.022
47	2 LAPS	3:17.426	32	5 LAPS	3:07.655	43	2 LAPS	2:55.786	52	1 LAP	2:41.627	31	1 LAP	2:34.744
48	1 LAP	2:52.200	24	2 LAPS	2:52.678	2	2 LAPS	2:49.561	50	2 LAPS	2:45.660	49	1 LAP	2:40.454
55	1 LAP	2:52.191	42	3 LAPS	3:09.109	40	2 LAPS	2:48.877	14	3 LAPS	3:01.394	52	1 LAP	2:42.215
12	2 LAPS	2:56.134	57	2 LAPS	2:59.674	24	2 LAPS	2:50.602	27	1 LAP	2:41.948	38	3 LAPS	2:53.709
20	2 LAPS	2:55.984	56	2 LAPS	2:59.693	32	5 LAPS	3:05.803	41	1 LAP	3:10.678P	44	2 LAPS	3:01.692
28	1 LAP	2:43.443	48	1 LAP	2:41.293	48	1 LAP	2:42.898	43	2 LAPS	2:55.170	50	2 LAPS	2:45.736
29	1 LAP	2:42.146	55	1 LAP	2:41.785	55	1 LAP	2:42.809	2	2 LAPS	2:49.010	27	1 LAP	2:40.109
9	1 LAP	2:40.903	34	2 LAPS	3:11.855	42	3 LAPS	3:10.018	40	2 LAPS	2:48.992	47	3 LAPS	3:29.233
11	1 LAP	3:00.188	28	1 LAP	2:42.101	56	2 LAPS	2:55.145	24	2 LAPS	2:50.724	14	3 LAPS	3:01.172
16	1 LAP	5:23.679	29	1 LAP	2:44.357	57	2 LAPS	2:58.044	48	1 LAP	2:43.129	43	2 LAPS	2:54.218
22	1 LAP	2:47.041	9	1 LAP	2:38.377	28	1 LAP	2:40.237	55	1 LAP	2:43.074	2	2 LAPS	2:51.634
17	1 LAP	2:54.466	12	2 LAPS	2:53.957	9	1 LAP	2:37.162	32	5 LAPS	3:05.027	40	2 LAPS	2:50.343
44	1 LAP	3:00.367	20	2 LAPS	2:54.439	29	1 LAP	2:43.721	28	1 LAP	2:41.278	24	2 LAPS	2:50.608
4	1 LAP	2:51.716	47	2 LAPS	3:20.985	34	2 LAPS	3:10.566	9	1 LAP	2:37.149	48	1 LAP	2:41.985
15	1 LAP	2:48.089	16	1 LAP	2:42.542	20	2 LAPS	2:52.219	29	1 LAP	2:43.293	55	1 LAP	2:41.336
35	2:08.741	2:33.259	22	1 LAP	2:45.716	12	2 LAPS	2:52.946	56	2 LAPS	2:56.485	9	1 LAP	2:37.588
38	2 LAPS	2:57.842	17	1 LAP	2:51.541	16	1 LAP	2:43.690	57	2 LAPS	3:00.309	28	1 LAP	2:40.389
14	2 LAPS	3:01.821	11	1 LAP	2:59.443	22	1 LAP	2:46.588	42	3 LAPS	3:07.499	29	1 LAP	2:43.826
			35	2:15.295	2:33.408	35	2:18.989	2:32.461	35	2:21.204	2:32.433	35	2:22.942	2:32.549
			4	1 LAP	2:55.797	17	1 LAP	2:50.387	16	1 LAP	2:43.983	32	5 LAPS	3:03.246
			15	1 LAP	2:55.756									
			44	1 LAP	3:01.942									

BRDC 500 for Pre War Sportscars

LAP CHART

(contd.)

Lap 21			Lap 22			Lap 23			Lap 24			Lap 25		
No	Behind	Laptime	No	Behind	Laptime	No	Behind	Laptime	No	Behind	Laptime	No	Behind	Laptime
25		2:28.124	25		2:27.929	25		2:28.738						
56	3 LAPS	2:56.550	2	3 LAPS	3:16.209	55	2 LAPS	2:42.815						
16	2 LAPS	2:44.171	29	2 LAPS	2:44.530	35	1 LAP	2:32.048						
57	3 LAPS	2:57.159	47	4 LAPS	4:08.131P	28	2 LAPS	2:42.007						
8	2 LAPS	2:32.420	16	2 LAPS	2:41.129	48	2 LAPS	2:45.257						
22	2 LAPS	2:46.658	8	2 LAPS	2:32.791	43	3 LAPS	2:58.933						
33	1 LAP	2:34.228	33	1 LAP	2:35.720	24	3 LAPS	2:52.256						
12	3 LAPS	2:52.114	56	3 LAPS	2:58.166	2	3 LAPS	2:49.527						
20	3 LAPS	2:54.111	22	2 LAPS	2:44.797	29	2 LAPS	2:44.404						
42	4 LAPS	3:08.627	57	3 LAPS	2:55.807	8	2 LAPS	2:32.188						
17	2 LAPS	2:51.445	32	6 LAPS	3:08.988	16	2 LAPS	2:41.812						
53	1 LAP	2:37.657	12	3 LAPS	2:52.277	33	1 LAP	2:34.654						
31	1 LAP	2:35.287	20	3 LAPS	2:51.084	22	2 LAPS	2:45.849						
10	1 LAP	2:36.745	53	1 LAP	2:38.189	56	3 LAPS	2:54.519						
34	3 LAPS	3:12.748	31	1 LAP	2:35.651	53	1 LAP	2:37.514						
49	1 LAP	2:41.817	10	1 LAP	2:35.977	10	1 LAP	2:37.647						
4	2 LAPS	2:53.046	17	2 LAPS	2:53.274	31	1 LAP	2:38.429						
15	2 LAPS	2:52.064	42	4 LAPS	3:11.197	57	3 LAPS	2:55.244						
52	1 LAP	2:39.414	49	1 LAP	2:41.158	12	3 LAPS	2:51.074						
11	2 LAPS	2:54.152	52	1 LAP	2:40.480	20	3 LAPS	2:52.644						
38	3 LAPS	2:50.983	15	2 LAPS	2:45.549	32	6 LAPS	3:07.018						
50	2 LAPS	2:46.640	4	2 LAPS	2:52.988	49	1 LAP	2:41.383						
44	2 LAPS	2:58.476	11	2 LAPS	2:52.203	52	1 LAP	2:40.464						
27	1 LAP	2:52.499	50	2 LAPS	2:44.442	17	2 LAPS	2:49.623						
14	3 LAPS	3:02.172	38	3 LAPS	2:51.508	15	2 LAPS	2:46.336						
40	2 LAPS	2:51.110	27	1 LAP	2:45.652	11	2 LAPS	2:48.442						
43	2 LAPS	2:57.676	44	2 LAPS	2:58.399	4	2 LAPS	2:52.602						
55	1 LAP	2:44.109	34	3 LAPS	3:52.897P	42	4 LAPS	3:08.663						
48	1 LAP	2:45.789	14	3 LAPS	3:01.024	50	2 LAPS	2:46.174						
9	1 LAP	2:40.458	40	2 LAPS	2:50.652	27	1 LAP	2:39.891						
28	1 LAP	2:40.829	9	1 LAP	2:38.646	41	4 LAPS	10:54.725						
24	2 LAPS	2:54.695				38	3 LAPS	3:11.112P						
35	2:27.137	2:32.319				44	2 LAPS	3:01.129						
						9	1 LAP	2:39.438						
						40	2 LAPS	2:51.348						
						14	3 LAPS	3:04.202						

Duncan Hamilton Trophy sponsored by Bonhams - BRDC Historic Sportscars QUALIFYING - Race 20

POS	NO	CL	NAME	NAT	ENTRY	TIME	LAPS	GAP	MPH
1	40	A	Simon HADFIELD		Cooper Monaco	2:03.623	9		91.55
2	21	A	Graeme DODD		Cooper Monaco	2:05.080	8	1.457	90.48
3	45	A	Oliver BRYANT		Lotus 15	2:06.016	9	2.393	89.81
4	27	A	John HARPER		Cooper Monaco	2:07.083	10	3.460	89.06
5	1	A	Philip WALKER		Lotus 15	2:07.507	9	3.884	88.76
6	54	B	Peter HORSMAN		Lotus 17 prototype	2:07.698	10	4.075	88.63
7	59	A	Peter HARDMAN		Aston Martin DBR1	2:07.922	7	4.299	88.47
8	38	B	Jamie MCINTYRE		Rejo MKIII	2:08.489	10	4.866	88.08
9	93	A	Murray SMITH		Lotus 15	2:08.702	10	5.079	87.94
10	2	B	Rupert WHYTE		Lotus 11	2:08.987	9	5.364	87.74
11	61	A	Alan MINSHAW		Maserati T61	2:09.377	10	5.754	87.48
12	46	A	Nick LEVENTIS		Ferrari 246S	2:09.457	10	5.834	87.43
13	4	A	Barry CANNELL		Willment Climax	2:09.565	9	5.942	87.35
14	16	A	Gary PEARSON		Jaguar D-Type	2:09.734	10	6.111	87.24
15	3	A	Tony WOOD		Lister Jaguar	2:10.339	6	6.716	86.83
16	7	A	Stephen GIBSON		Lister Jaguar	2:11.088	10	7.465	86.34
17	24	A	Andrew GARNER		Lister Jaguar Costin	2:11.691	9	8.068	85.94
18	20	A	Anthony DITHERIDGE		Cooper Monaco	2:12.266	7	8.643	85.57
19	36	B	Rupert WOOD		Widi Mk2	2:12.593	10	8.970	85.36
20	15	B	John CLARK		Cooper Bobtail	2:13.690	10	10.067	84.66
21	14	C	Michael STEELE		HWM Jaguar	2:13.773	9	10.150	84.60
22	98	A	Bob GILBERT		Lister Jaguar	2:13.868	10	10.245	84.54
23	8	B	Neil DAVIS		Lotus 11	2:13.905	10	10.282	84.52
24	62	B	Malcolm PAUL		Elva Mk5	2:14.430	9	10.807	84.19
25	55	C	Nigel WEBB		Jaguar C-Type	2:15.780	9	12.157	83.35
26	91	A	Simon LLEWELLYN		Lotus 15	2:16.088	8	12.465	83.17
27	6	C	Benjamin EASTICK		Jaguar D-Type	2:16.261	10	12.638	83.06
28	9	D	Jim WOODLEY		Lotus 17	2:16.276	9	12.653	83.05
29	99	C	Chris KEEN		Kurtis 500S	2:16.519	8	12.896	82.90
30	90	A	Tim LLEWELLYN		Tojeiro Jaguar	2:17.526	4	13.903	82.30
31	32	T	John CHISHOLM		Jaguar XK120	2:17.929	8	14.306	82.06
32	12	B	James PATERSON		Lotus 11	2:18.296	8	14.673	81.84
33	18	B	Roy WALZER		Lola Mk1	2:18.571	8	14.948	81.67
34	95	D	William I'ANSON		Rejo Mk4	2:18.869	8	15.246	81.50
35	17	A	John PEARSON		Lister Jaguar	2:19.123	7	15.500	81.35
36	23	C	Barry WOOD		RGS ATALANTA	2:19.136	8	15.513	81.34
37	10	A	Phil BENNETT		Lister Jaguar	2:20.602	8	16.979	80.50
38	92	B	Robin LONGDON		Lola Mk1	2:20.884	10	17.261	80.33
39	5	B	David BROCK-JEST		Elva Mk5	2:21.887	5	18.264	79.77
40	11	A	Tom MCWHIRTER		Tojeiro Jaguar	2:22.662	8	19.039	79.33
41	70	B	Les ELY		Cooper Bobtail	2:23.361	8	19.738	78.95
42	97	A	Derek HOOD		Lister Jaguar	2:23.828	8	20.205	78.69
43	96	T	Michael O'SHEA		Jaguar XK150S	2:26.317	6	22.694	77.35
44	25	D	Gareth WILLIAMS		Lotus 11	2:28.253	8	24.630	76.34
45	48	C	Tony BAILEY		OSCA MT4 2AD	2:29.143	8	25.520	75.89
46	29	A	Mark COOKE		Maserati 350s	2:56.960	7	53.337	63.96

Car 92 Illegal Number (E.11.3.11)

Weather/Track - Bright/Dry

These results are provisional until the conclusion of any judicial and technical matters.

Silverstone Hist

Circuit Length = 3.1440 miles.

Start: 08:30 End: 08:50

Clerk of Course:	Stewards:	Timekeeper:
------------------	-----------	-------------

Duncan Hamilton Trophy sponsored by Bonhams - BRDC Historic Sportscars LAP ANALYSIS

1	Philip WALKER	Lotus 15
1 -	X:00.000	6 - 2:10.730
2 -	2:10.645	7 - 2:09.532
3 -	2:07.631	8 - 2:16.208
4 -	2:09.769	9 - 2:08.979
5 -	2:07.507	
2	Rupert WHYTE	Lotus 11
1 -	X:00.000	6 - 2:11.897
2 -	2:12.732	7 - 2:09.132
3 -	2:12.133	8 - 2:17.329
4 -	2:13.118	9 - 2:08.987
5 -	2:11.014	
3	Tony WOOD	Lister Jaguar
1 -	X:00.000	6 - 2:22.145P
2 -	2:15.621	
3 -	2:13.616	
4 -	2:12.480	
5 -	2:10.339	
4	Barry CANNELL	Willment Climax
1 -	X:00.000	6 - 2:09.565
2 -	2:16.910	7 - 2:10.168
3 -	2:14.645	8 - 2:11.020
4 -	2:13.447	9 - 2:11.348
5 -	2:11.905	
5	David BROCK-JEST	Elva Mk5
1 -	X:00.000	
2 -	2:23.820	
3 -	2:25.124	
4 -	2:21.887	
5 -	2:45.430P	
6	Benjamin EASTICK	Jaguar D-Type
1 -	7:49.085	6 - 2:18.440
2 -	2:26.358	7 - 2:18.094
3 -	2:19.720	8 - 2:16.715
4 -	2:18.572	9 - 2:16.261
5 -	2:18.508	10 - 2:17.387
7	Stephen GIBSON	Lister Jaguar
1 -	7:35.647	6 - 2:12.839
2 -	2:21.468	7 - 2:35.159
3 -	2:16.888	8 - 2:11.088
4 -	2:13.179	9 - 2:12.304
5 -	2:12.011	10 - 2:16.288

Duncan Hamilton Trophy sponsored by Bonhams - BRDC Historic Sportscars LAP ANALYSIS

(contd.)

8	Neil DAVIS	Lotus 11
1 -	7:38.181	6 - 2:14.064
2 -	2:27.491	7 - 2:14.150
3 -	2:18.139	8 - 2:14.194
4 -	2:14.642	9 - 2:13.905
5 -	2:14.744	10 - 2:14.122
9	Jim WOODLEY	Lotus 17
1 -	X:00.000	6 - 2:18.646
2 -	2:25.124	7 - 2:19.444
3 -	2:19.084	8 - 2:17.680
4 -	2:19.369	9 - 2:16.276
5 -	2:20.311	
10	Phil BENNETT	Lister Jaguar
1 -	X:00.000	6 - 2:21.953
2 -	2:25.417	7 - 2:22.765
3 -	2:23.929	8 - 2:20.602
4 -	2:22.150	
5 -	2:22.361	
11	Tom MCWHIRTER	Tojeiro Jaguar
1 -	X:00.000	6 - 2:24.572
2 -	2:27.678	7 - 2:23.934
3 -	2:26.551	8 - 2:23.068
4 -	2:24.670	
5 -	2:22.662	
12	James PATERSON	Lotus 11
1 -	X:00.000	6 - 2:20.657
2 -	2:29.058	7 - 2:21.701
3 -	2:33.005	8 - 2:20.042
4 -	2:20.089	
5 -	2:18.296	
14	Michael STEELE	HWM Jaguar
1 -	X:00.000	6 - 2:14.548
2 -	2:20.050	7 - 2:13.773
3 -	2:14.134	8 - 2:14.053
4 -	2:15.577	9 - 2:15.941
5 -	2:17.307	
15	John CLARK	Cooper Bobtail
1 -	7:45.446	6 - 2:27.417
2 -	2:26.776	7 - 2:15.953
3 -	2:16.667	8 - 2:13.690
4 -	2:14.193	9 - 2:15.067
5 -	2:16.662	10 - 2:42.098P

Duncan Hamilton Trophy sponsored by Bonhams - BRDC Historic Sportscars LAP ANALYSIS

(contd.)

16	Gary PEARSON	Jaguar D-Type
1 -	7:48.264	6 - 2:17.479
2 -	2:17.704	7 - 2:17.271
3 -	2:11.654	8 - 2:09.975
4 -	2:11.856	9 - 2:11.458
5 -	2:11.694	10 - 2:09.734
17	John PEARSON	Lister Jaguar
1 -	X:00.000	6 - 2:21.238
2 -	2:24.409	7 - 3:14.690P
3 -	2:24.197	
4 -	2:19.123	
5 -	2:20.253	
18	Roy WALZER	Lola Mk1
1 -	X:00.000	6 - 2:19.397
2 -	2:27.765	7 - 2:18.571
3 -	2:21.350	8 - 2:27.391
4 -	2:20.319	
5 -	2:19.103	
20	Anthony DITHERIDGE	Cooper Monaco
1 -	X:00.000	6 - 2:12.266
2 -	2:25.097	7 - 2:14.845
3 -	2:32.314P	
4 -	3:24.896	
5 -	2:14.592	
21	Graeme DODD	Cooper Monaco
1 -	7:46.169	6 - 2:25.978
2 -	2:17.008	7 - 2:41.995P
3 -	2:10.906	8 - 6:50.048
4 -	2:05.943	
5 -	2:05.080	
23	Barry WOOD	RGS ATALANTA
1 -	X:00.000	6 - 2:19.708
2 -	2:23.421	7 - 2:20.057
3 -	2:22.221	8 - 2:19.136
4 -	2:20.012	
5 -	2:19.763	
24	Andrew GARNER	Lister Jaguar Costin
1 -	X:00.000	6 - 2:16.439
2 -	2:17.504	7 - 2:13.880
3 -	2:18.744	8 - 2:11.691
4 -	2:19.472	9 - 2:14.573
5 -	2:19.918	

Duncan Hamilton Trophy sponsored by Bonhams - BRDC Historic Sportscars LAP ANALYSIS

(contd.)

25	Gareth WILLIAMS	Lotus 11
1 -	X:00.000	6 - 2:30.622
2 -	2:32.025	7 - 2:28.843
3 -	2:30.245	8 - 2:28.253
4 -	3:08.480	
5 -	2:35.401	
27	John HARPER	Cooper Monaco
1 -	7:39.267	6 - 2:22.974
2 -	2:21.225	7 - 2:20.969
3 -	2:08.931	8 - 2:07.690
4 -	2:07.693	9 - 2:07.083
5 -	2:09.261	10 - 2:32.132P
29	Mark COOKE	Maserati 350s
1 -	X:00.000	6 - 2:57.421
2 -	3:06.809	7 - 2:58.487
3 -	2:59.134	
4 -	2:56.960	
5 -	2:57.498	
32	John CHISHOLM	Jaguar XK120
1 -	X:00.000	6 - 2:19.874
2 -	2:28.572	7 - 2:17.929
3 -	2:22.073	8 - 2:18.893
4 -	2:20.913	
5 -	2:19.538	
36	Rupert WOOD	Widi Mk2
1 -	7:36.709	6 - 2:14.004
2 -	2:23.623	7 - 2:12.593
3 -	2:16.572	8 - 2:13.360
4 -	2:14.630	9 - 2:15.751
5 -	2:14.346	10 - 2:12.711
38	Jamie MCINTYRE	Rejo MKIII
1 -	7:39.317	6 - 2:12.816
2 -	2:22.718	7 - 2:09.736
3 -	2:14.021	8 - 2:13.258
4 -	2:11.986	9 - 2:09.116
5 -	2:10.972	10 - 2:08.489
40	Simon HADFIELD	Cooper Monaco
1 -	X:00.000	6 - 2:07.942
2 -	2:08.733	7 - 2:05.166
3 -	2:07.228	8 - 2:06.606
4 -	2:07.038	9 - 2:03.623
5 -	2:05.945	

Duncan Hamilton Trophy sponsored by Bonhams - BRDC Historic Sportscars LAP ANALYSIS

(contd.)

45	Oliver BRYANT	Lotus 15
1 -	X:00.000	6 - 2:08.229
2 -	2:13.419	7 - 2:06.955
3 -	2:08.790	8 - 2:06.016
4 -	2:09.770	9 - 2:07.899
5 -	2:10.820	
46	Nick LEVENTIS	Ferrari 246S
1 -	7:48.684	6 - 2:31.363
2 -	2:20.322	7 - 2:09.457
3 -	2:28.957	8 - 2:09.998
4 -	2:11.834	9 - 2:23.309
5 -	2:10.450	10 - 2:09.551
48	Tony BAILEY	OSCA MT4 2AD
1 -	X:00.000	6 - 2:29.143
2 -	2:34.961	7 - 2:31.815
3 -	2:36.679	8 - 2:31.621
4 -	2:35.545	
5 -	2:31.320	
54	Peter HORSMAN	Lotus 17 prototype
1 -	7:37.565	6 - 2:22.080
2 -	2:24.944	7 - 2:09.564
3 -	2:13.941	8 - 2:09.428
4 -	2:13.562	9 - 2:09.650
5 -	2:19.915	10 - 2:07.698
55	Nigel WEBB	Jaguar C-Type
1 -	X:00.000	6 - 2:15.780
2 -	2:20.559	7 - 2:17.698
3 -	2:17.168	8 - 2:18.156
4 -	2:16.759	9 - 2:17.837
5 -	2:18.502	
59	Peter HARDMAN	Aston Martin DBR1
1 -	X:00.000	6 - 2:07.922
2 -	2:15.662	7 - 2:27.240P
3 -	2:25.583	
4 -	2:08.728	
5 -	2:08.961	
61	Alan MINSHAW	Maserati T61
1 -	7:38.648	6 - 2:15.359
2 -	2:22.588	7 - 2:13.927
3 -	2:14.213	8 - 2:09.377
4 -	2:12.938	9 - 2:11.324
5 -	2:12.310	10 - 2:15.012

Duncan Hamilton Trophy sponsored by Bonhams - BRDC Historic Sportscars LAP ANALYSIS

(contd.)

62	Malcolm PAUL	Elva Mk5
1 -	X:00.000	6 - 2:14.441
2 -	2:17.186	7 - 2:15.318
3 -	2:16.310	8 - 2:23.699
4 -	2:15.693	9 - 2:14.604
5 -	2:14.430	
70	Les ELY	Cooper Bobtail
1 -	X:00.000	6 - 2:29.050
2 -	2:33.963	7 - 2:25.654
3 -	2:27.662	8 - 2:24.541
4 -	2:25.619	
5 -	2:23.361	
90	Tim LLEWELLYN	Tojeiro Jaguar
1 -	7:48.117	
2 -	2:30.771	
3 -	2:20.459	
4 -	2:17.526	
91	Simon LLEWELLYN	Lotus 15
1 -	X:00.000	6 - 2:18.322
2 -	2:28.573	7 - 2:16.088
3 -	2:30.239	8 - 2:19.444
4 -	2:20.638	
5 -	2:19.771	
92	Robin LONGDON	Lola Mk1
1 -	7:49.055	6 - 2:22.453
2 -	2:32.899	7 - 2:20.884
3 -	2:23.362	8 - 2:21.340
4 -	2:23.885	9 - 2:23.421
5 -	2:23.146	10 - 2:21.540
93	Murray SMITH	Lotus 15
1 -	7:42.506	6 - 2:11.170
2 -	2:24.154	7 - 2:09.212
3 -	2:13.056	8 - 2:11.212
4 -	2:10.022	9 - 2:08.909
5 -	2:11.956	10 - 2:08.702
95	William I'ANSON	Rejo Mk4
1 -	X:00.000	6 - 2:22.820
2 -	2:30.261	7 - 2:20.348
3 -	2:23.805	8 - 2:18.869
4 -	2:21.190	
5 -	2:22.766	

Duncan Hamilton Trophy sponsored by Bonhams - BRDC Historic Sportscars LAP ANALYSIS

(contd.)

96	Michael O'SHEA	Jaguar XK150S
1 -	X:00.000	6 - 2:43.733P
2 -	2:32.145	
3 -	2:29.115	
4 -	2:29.257	
5 -	2:26.317	
97	Derek HOOD	Lister Jaguar
1 -	X:00.000	6 - 2:30.103
2 -	2:30.793	7 - 2:29.984
3 -	2:26.586	8 - 2:28.163
4 -	2:24.599	
5 -	2:23.828	
98	Bob GILBERT	Lister Jaguar
1 -	7:40.337	6 - 2:15.032
2 -	2:26.163	7 - 2:16.832
3 -	2:17.884	8 - 2:13.868
4 -	2:16.207	9 - 2:16.645
5 -	2:18.675	10 - 2:49.515P
99	Chris KEEN	Kurtis 500S
1 -	X:00.000	6 - 2:18.242
2 -	2:24.309	7 - 2:16.519
3 -	2:18.613	8 - 2:16.901
4 -	2:22.027	
5 -	2:17.339	


Duncan Hamilton Trophy sponsored by Bonhams - BRDC Historic Sportscars

GRID - Race 20

ROW
23
ROW
22
ROW
21
ROW
20
ROW
19
ROW
18
ROW
17
ROW
16
ROW
15
ROW
14
ROW
13
ROW
12
ROW
11
ROW
10
ROW
9
ROW
8
ROW
7
ROW
6
ROW
5
ROW
4
ROW
3
ROW
2
ROW
1

48	BAILEY	29	COOKE	
	96	O'SHEA	25	WILLIAMS
70	ELY	97	HOOD	
	5	BROCK-JEST	11	MCWHIRTER
10	BENNETT	92	LONGDON	
	17	PEARSON	23	WOOD
18	WALZER	95	I'ANSON	
	32	CHISHOLM	12	PATERSON
99	KEEN	90	LLEWELLYN	
	6	EASTICK	9	WOODLEY
55	WEBB	91	LLEWELLYN	
	8	DAVIS	62	PAUL
14	STEELE	98	GILBERT	
	36	WOOD	15	CLARK
24	GARNER	20	DITHERIDGE	
	3	WOOD	7	GIBSON
4	CANNELL	16	PEARSON	
	61	MINSHAW	46	LEVENTIS
93	SMITH	2	WHYTE	
	59	HARDMAN	38	MCINTYRE
1	WALKER	54	HORSMAN	
	45	BRYANT	27	HARPER
40	HADFIELD	21	DODD	

POLE



Car 92 Illegal Number (E.11.3.11)

Weather/Track - Bright/Dry

These results are provisional until the conclusion of any judicial and technical matters.

Silverstone Hist

Circuit Length = 3.1440 miles.

Start: 08:30 End: 08:50

Clerk of Course:	Stewards:	Timekeeper:
------------------	-----------	-------------

Duncan Hamilton Trophy sponsored by Bonhams - BRDC Historic Sportscars

RACE RESULT - Race 20

POS	NO	CL	NAME	NAT	ENTRY	TIME	LAPS	GAP	MPH	BEST
1	40	A	Simon HADFIELD		Cooper Monaco	20:57.699	10		90.13	2:04.533
2	21	A	Graeme DODD		Cooper Monaco	20:57.850	10	0.151	90.12	2:04.350
3	27	A	John HARPER		Cooper Monaco	21:06.403	10	8.704	89.51	2:04.923
4	1	A	Philip WALKER		Lotus 15	21:40.750	10	43.051	87.15	2:08.783
5	59	A	Peter HARDMAN		Aston Martin DBR1	21:42.296	10	44.597	87.04	2:08.895
6	93	A	Murray SMITH		Lotus 15	21:57.148	10	59.449	86.06	2:09.824
7	54	B	Peter HORSMAN		Lotus 17 prototype	21:57.957	10	1:00.258	86.01	2:09.672
8	38	B	Jamie MCINTYRE		Rejo MKIII	21:58.403	10	1:00.704	85.98	2:09.583
9	7	A	Stephen GIBSON		Lister Jaguar	21:59.027	10	1:01.328	85.94	2:09.755
10	16	A	Gary PEARSON		Jaguar D-Type	21:59.808	10	1:02.109	85.89	2:09.857
11	2	B	Rupert WHYTE		Lotus 11	22:00.024	10	1:02.325	85.87	2:09.576
12	61	A	Alan MINSHAW		Maserati T61	22:00.598	10	1:02.899	85.84	2:09.363
13	3	A	Tony WOOD		Lister Jaguar	22:00.952	10	1:03.253	85.81	2:09.235
14	46	A	Nick LEVENTIS		Ferrari 246S	22:11.900	10	1:14.201	85.11	2:09.509
15	36	B	Rupert WOOD		Widi Mk2	22:32.344	10	1:34.645	83.82	2:12.109
16	24	A	Andrew GARNER		Lister Jaguar Costin	22:41.736	10	1:44.037	83.24	2:12.834
17	98	A	Bob GILBERT		Lister Jaguar	22:44.647	10	1:46.948	83.06	2:14.013
18	14	C	Michael STEELE		HWM Jaguar	22:45.677	10	1:47.978	83.00	2:14.375
19	8	B	Neil DAVIS		Lotus 11	22:46.772	10	1:49.073	82.94	2:12.279
20	15	B	John CLARK		Cooper Bobtail	22:54.419	10	1:56.720	82.47	2:14.612
21	55	C	Nigel WEBB		Jaguar C-Type	22:57.201	10	1:59.502	82.31	2:14.877
22	90	A	Tim LLEWELLYN		Tojeiro Jaguar	23:07.587	10	2:09.888	81.69	2:14.787
23	62	B	Malcolm PAUL		Elva Mk5	23:08.274	10	2:10.575	81.65	2:16.389
24	9	D	Jim WOODLEY		Lotus 17	23:08.605	10	2:10.906	81.63	2:15.599
25	99	C	Chris KEEN		Kurtis 500S	23:12.399	10	2:14.700	81.41	2:15.091
26	91	A	Simon LLEWELLYN		Lotus 15	21:05.411	9	1 LAP	80.63	2:16.642
27	6	C	Benjamin EASTICK		Jaguar D-Type	21:07.016	9	1 LAP	80.53	2:18.069
28	17	A	John PEARSON		Lister Jaguar	21:18.943	9	1 LAP	79.78	2:18.862
29	18	B	Roy WALZER		Lola Mk1	21:19.166	9	1 LAP	79.77	2:18.783
30	23	C	Barry WOOD		RGS ATALANTA	21:19.740	9	1 LAP	79.73	2:18.636
31	12	B	James PATERSON		Lotus 11	21:36.207	9	1 LAP	78.72	2:17.366
32	10	A	Phil BENNETT		Lister Jaguar	21:43.096	9	1 LAP	78.30	2:20.673
33	97	A	Derek HOOD		Lister Jaguar	21:44.104	9	1 LAP	78.24	2:20.293
34	11	A	Tom MCWHIRTER		Tojeiro Jaguar	21:45.782	9	1 LAP	78.14	2:20.997
35	96	T	Michael O'SHEA		Jaguar XK150S	22:23.852	9	1 LAP	75.93	2:25.754
36	48	C	Tony BAILEY		OSCA MT4 2AD	23:19.710	9	1 LAP	72.90	2:31.187

NOT CLASSIFIED

92	B	Robin LONGDON		Lola Mk1	16:51.001	7	D.N.F.	78.54	2:15.212
70	B	Les ELY		Cooper Bobtail	17:11.176	7	D.N.F.	77.00	2:23.933
29	A	Mark COOKE		Maserati 350s	22:20.625	7	N.C.F.	59.23	3:02.827
32	T	John CHISHOLM		Jaguar XK120	14:54.409	6	D.N.F.	76.12	2:20.305
20	A	Anthony DITHERIDGE		Cooper Monaco	9:58.522	4	D.N.F.	75.93	2:11.788
95	D	William I'ANSON		Rejo Mk4	7:47.701	3	D.N.F.	72.97	2:28.733
5	B	David BROCK-JEST		Elva Mk5	8:31.768	3	D.N.F.	66.69	2:23.275
4	A	Barry CANNELL		Willment Climax	4:35.687	2	D.N.F.	82.75	2:10.434
25	D	Gareth WILLIAMS		Lotus 11	5:48.486	2	D.N.F.	65.46	2:50.256
45	A	Oliver BRYANT		Lotus 15	2:32.745	1	D.N.F.	75.25	

FASTEST LAP

21	A	Graeme DODD		Cooper Monaco	2:04.350	9	91.02mph	146.48kph
2	B	Rupert WHYTE		Lotus 11	2:09.576	5	87.35mph	140.57kph
14	C	Michael STEELE		HWM Jaguar	2:14.375	5	84.23mph	135.55kph
9	D	Jim WOODLEY		Lotus 17	2:15.599	5	83.47mph	134.33kph
32	T	John CHISHOLM		Jaguar XK120	2:20.305	3	80.09mph	129.82kph

Weather/Track - Bright/Dry

These results are provisional until the conclusion of any judicial and technical matters.

Start: 15:33 End: 15:54

Clerk of Course:	Stewards:	Timekeeper:
------------------	-----------	-------------

Duncan Hamilton Trophy sponsored by Bonhams - BRDC Historic Sportscars

LAP CHART

Lap 1			Lap 2			Lap 3			Lap 4			Lap 5		
No	Behind	Laptime	No	Behind	Laptime	No	Behind	Laptime	No	Behind	Laptime	No	Behind	Laptime
40		2:12.114	40		2:05.466	40		2:04.904	40		2:04.780	40		2:05.043
21	0.249	2:12.363	21	0.304	2:05.521	21	0.395	2:04.995	21	0.087	2:04.472	21	0.194	2:05.150
27	0.785	2:12.899	27	0.920	2:05.601	27	1.890	2:05.874	27	2.033	2:04.923	27	2.467	2:05.477
1	3.207	2:15.321	1	7.800	2:10.059	1	11.930	2:09.034	5	1 LAP	3:27.758P	1	20.098	2:09.208
59	3.518	2:15.632	59	8.803	2:10.751	59	14.474	2:10.575	1	15.933	2:08.783	59	22.827	2:09.144
7	7.538	2:19.652	7	13.224	2:11.152	7	18.971	2:10.651	59	18.726	2:09.032	7	29.048	2:09.755
54	7.989	2:20.103	54	13.495	2:10.972	61	19.610	2:09.473	7	24.336	2:10.145	61	29.529	2:09.363
2	8.675	2:20.789	93	13.679	2:10.270	93	19.920	2:11.145	93	24.964	2:09.824	93	30.194	2:10.273
93	8.875	2:20.989	2	14.314	2:11.105	54	20.627	2:12.036	61	25.209	2:10.379	54	30.693	2:10.217
16	9.912	2:22.026	61	15.041	2:09.883	2	21.065	2:11.655	54	25.519	2:09.672	2	30.850	2:09.576
61	10.624	2:22.738	16	15.924	2:11.478	16	21.972	2:10.952	2	26.317	2:10.032	16	32.130	2:09.857
38	11.395	2:23.509	38	16.671	2:10.742	38	22.669	2:10.902	16	27.316	2:10.124	3	32.359	2:09.235
46	12.027	2:24.141	46	16.986	2:10.425	46	22.809	2:10.727	3	28.167	2:10.031	38	34.617	2:09.943
3	12.390	2:24.504	3	17.455	2:10.531	3	22.916	2:10.365	38	29.717	2:11.828	46	36.005	2:10.798
4	13.139	2:25.253	4	18.107	2:10.434	36	30.285	2:14.318	46	30.250	2:12.221	36	49.400	2:13.859
36	14.228	2:26.342	36	20.871	2:12.109	20	30.847	2:11.788	36	40.584	2:15.079	24	55.139	2:12.834
24	15.517	2:27.631	20	23.963	2:12.490	29	1 LAP	3:04.307	24	47.348	2:14.357	98	57.718	2:14.365
98	16.237	2:28.351	24	25.918	2:15.867	98	37.325	2:15.837	98	48.396	2:15.851	14	58.512	2:14.375
15	16.723	2:28.837	98	26.392	2:15.621	24	37.771	2:16.757	14	49.180	2:15.746	55	1:00.669	2:14.877
20	16.939	2:29.053	14	27.219	2:15.104	14	38.214	2:15.899	55	50.835	2:16.598	15	1:01.149	2:14.955
14	17.581	2:29.695	15	27.734	2:16.477	55	39.017	2:15.185	15	51.237	2:16.262	8	1:03.637	2:14.975
55	18.519	2:30.633	55	28.736	2:15.683	15	39.755	2:16.925	90	53.179	2:16.830	90	1:05.220	2:17.084
8	18.886	2:31.000	90	29.468	2:14.787	90	41.129	2:16.565	8	53.705	2:16.855	62	1:10.486	2:17.440
90	20.147	2:32.261	8	30.109	2:16.689	8	41.630	2:16.425	62	58.089	2:17.497	9	1:11.450	2:15.599
45	20.631	2:32.745P	99	33.331	2:16.312	99	43.518	2:15.091	9	1:00.894	2:20.614	92	1:14.983	2:17.494
62	22.075	2:34.189	62	33.806	2:17.197	9	45.060	2:15.744	99	1:01.338	2:22.600	99	1:15.243	2:18.948
99	22.485	2:34.599	9	34.220	2:16.888	62	45.372	2:16.470	92	1:02.532	2:17.207	91	1:16.643	2:16.642
9	22.798	2:34.912	91	35.676	2:17.839	91	48.509	2:17.737	91	1:05.044	2:21.315	6	1:19.331	2:18.069
91	23.303	2:35.417	6	37.176	2:18.341	92	50.105	2:15.669	6	1:06.305	2:20.344	17	1:27.509	2:19.519
6	24.301	2:36.415	92	39.340	2:17.536	6	50.741	2:18.469	17	1:13.033	2:21.593	18	1:27.860	2:19.503
17	25.853	2:37.967	17	40.195	2:19.808	17	56.220	2:20.929	18	1:13.400	2:21.538	23	1:28.489	2:19.314
32	26.995	2:39.109	18	42.508	2:20.063	18	56.642	2:19.038	23	1:14.218	2:20.514	32	1:37.265	2:23.368
92	27.270	2:39.384	23	44.294	2:21.005	23	58.484	2:19.094	32	1:18.940	2:22.956	97	1:38.817	2:20.293
18	27.911	2:40.025	32	45.363	2:23.834	32	1:00.764	2:20.305	97	1:23.567	2:21.406	11	1:41.903	2:20.997
5	28.621	2:40.735	5	46.430	2:23.275	11	1:06.636	2:22.627	11	1:25.949	2:24.093	12	1:42.557	2:21.061
23	28.755	2:40.869	70	48.465	2:23.989	97	1:06.941	2:22.684	10	1:26.284	2:22.716	10	1:42.846	2:21.605
70	29.942	2:42.056	11	48.913	2:24.024	70	1:07.818	2:24.257	12	1:26.539	2:23.290	70	1:49.838	2:25.720
11	30.355	2:42.469	97	49.161	2:23.364	12	1:08.029	2:21.420	70	1:29.161	2:26.123	96	1:58.526	2:26.776
97	31.263	2:43.377	10	49.526	2:23.349	10	1:08.348	2:23.726	20	1:31.258	3:05.191P			
10	31.643	2:43.757	12	51.513	2:23.234	96	1:14.623	2:25.754	96	1:36.793	2:26.950			
96	33.153	2:45.267	96	53.773	2:26.086	95	1:25.217	2:28.733	29	1 LAP	3:08.164			
12	33.745	2:45.859	48	1:00.111	2:31.187	48	1:26.856	2:31.649	48	1:55.611	2:33.535			
48	34.390	2:46.504	95	1:01.388	2:32.154									
95	34.700	2:46.814	25	1:30.906	2:58.230P									
25	38.142	2:50.256												
29	1:39.769	3:51.883												

Duncan Hamilton Trophy sponsored by Bonhams - BRDC Historic Sportscars LAP CHART

(contd.)

Lap 6			Lap 7			Lap 8			Lap 9			Lap 10		
No	Behind	Laptime	No	Behind	Laptime	No	Behind	Laptime	No	Behind	Laptime	No	Behind	Laptime
40		2:05.659	40		2:05.528	40		2:04.533	40		2:04.654	40		2:05.018
21	0.286	2:05.751	21	0.370	2:05.612	21	0.560	2:04.723	21	0.256	2:04.350	21	0.151	2:04.913
27	2.024	2:05.216	27	2.195	2:05.699	92	1 LAP	2:48.499P	17	1 LAP	2:19.977	91	1 LAP	2:20.748
48	1 LAP	2:36.355	70	1 LAP	2:25.098	27	3.475	2:05.813	23	1 LAP	2:19.785	27	8.704	2:07.640
1	23.349	2:08.910	32	1 LAP	2:44.837P	12	1 LAP	2:23.088	18	1 LAP	2:20.826	6	1 LAP	2:19.378
59	26.063	2:08.895	96	1 LAP	2:28.263	97	1 LAP	2:24.872	27	6.082	2:07.261	17	1 LAP	2:21.334
29	2 LAPS	3:02.827	1	28.076	2:10.255	11	1 LAP	2:23.806	12	1 LAP	2:17.366	18	1 LAP	2:20.443
61	34.738	2:10.868	59	30.034	2:09.499	10	1 LAP	2:24.688	29	3 LAPS	3:04.046	23	1 LAP	2:21.300
93	34.990	2:10.455	93	40.954	2:11.492	70	1 LAP	2:23.933	97	1 LAP	2:22.097	12	1 LAP	2:20.845
54	35.435	2:10.401	61	41.591	2:12.381	1	32.894	2:09.351	10	1 LAP	2:20.741	1	43.051	2:10.292
7	36.614	2:13.225	7	42.159	2:11.073	59	35.349	2:09.848	11	1 LAP	2:22.920	59	44.597	2:09.937
2	37.275	2:12.084	54	42.686	2:12.779	96	1 LAP	2:28.432	1	37.777	2:09.537	10	1 LAP	2:21.841
16	37.647	2:11.176	16	43.257	2:11.138	93	47.746	2:11.325	59	39.678	2:08.983	97	1 LAP	2:23.379
3	37.818	2:11.118	3	43.955	2:11.665	54	48.109	2:09.956	93	53.001	2:09.909	11	1 LAP	2:23.496
38	38.541	2:09.583	2	44.543	2:12.796	7	48.346	2:10.720	7	54.659	2:10.967	93	59.449	2:11.466
46	40.742	2:10.396	38	44.733	2:11.720	61	48.872	2:11.814	54	54.811	2:11.356	54	1:00.258	2:10.465
36	57.667	2:13.926	46	46.402	2:11.188	16	49.722	2:10.998	38	55.676	2:10.229	38	1:00.704	2:10.046
24	1:03.727	2:14.247	48	1 LAP	2:35.683	38	50.101	2:09.901	16	56.504	2:11.436	7	1:01.328	2:11.687
98	1:07.225	2:15.166	36	1:06.185	2:14.046	2	50.215	2:10.205	2	56.858	2:11.297	16	1:02.109	2:10.623
14	1:07.625	2:14.772	24	1:12.747	2:14.548	3	50.295	2:10.873	61	57.068	2:12.850	2	1:02.325	2:10.485
55	1:10.355	2:15.345	98	1:17.502	2:15.805	46	51.378	2:09.509	3	58.050	2:12.409	61	1:02.899	2:10.849
15	1:10.921	2:15.431	14	1:17.696	2:15.599	36	1:15.467	2:13.815	46	1:03.363	2:16.639	3	1:03.253	2:10.221
8	1:11.959	2:13.981	55	1:21.382	2:16.555	48	1 LAP	2:34.407	96	1 LAP	2:29.513	46	1:14.201	2:15.856
90	1:19.601	2:20.040	15	1:21.885	2:16.492	24	1:23.393	2:15.179	36	1:25.552	2:14.739	29	3 LAPS	3:04.194
62	1:22.047	2:17.220	8	1:22.061	2:15.630	98	1:27.354	2:14.385	24	1:34.626	2:15.887	96	1 LAP	2:26.811
9	1:23.444	2:17.653	29	2 LAPS	3:05.204	14	1:28.014	2:14.851	98	1:37.953	2:15.253	36	1:34.645	2:14.111
92	1:24.536	2:15.212	90	1:32.556	2:18.483	8	1:32.364	2:14.836	14	1:38.417	2:15.057	24	1:44.037	2:14.429
99	1:26.441	2:16.857	62	1:32.908	2:16.389	55	1:34.469	2:17.620	8	1:41.812	2:14.102	98	1:46.948	2:14.013
91	1:28.540	2:17.556	9	1:34.430	2:16.514	15	1:34.780	2:17.428	15	1:47.126	2:17.000	14	1:47.978	2:14.579
6	1:31.741	2:18.069	99	1:37.939	2:17.026	90	1:45.580	2:17.557	55	1:47.672	2:17.857	8	1:49.073	2:12.279
17	1:40.804	2:18.954	91	1:42.111	2:19.099	9	1:46.488	2:16.591	48	1 LAP	2:34.711	15	1:56.720	2:14.612
18	1:41.148	2:18.947	6	1:45.568	2:19.355	62	1:46.784	2:18.409	90	1:57.915	2:16.989	55	1:59.502	2:16.848
23	1:42.053	2:19.223	17	1:54.138	2:18.862	99	1:52.194	2:18.788	62	1:59.048	2:16.918	90	2:09.888	2:16.991
97	1:55.790	2:22.632	18	1:54.403	2:18.783	91	1:56.636	2:19.058	9	1:59.835	2:18.001	62	2:10.575	2:16.545
12	1:56.942	2:20.044	23	1:55.161	2:18.636	6	1:59.611	2:18.576	99	2:03.056	2:15.516	9	2:10.906	2:16.089
11	1:57.594	2:21.350										99	2:14.700	2:16.662
10	1:57.860	2:20.673										48	1 LAP	2:35.679

Jack Sears Trophy sponsored by Classic & Sports Car For Racing Saloons

QUALIFYING - Race 22

POS	NO	CL	NAME	NAT	ENTRY	TIME	LAPS	GAP	MPH
1	28	K2	SHAW/OLIVER		BMW 1800Ti	2:14.282	16		84.28
2	49	C	HORE/COX		Lotus Cortina	2:14.491	15	0.209	84.15
3	2	K1	Robert HARTLEY		Ford Mustang	2:14.523	9	0.241	84.13
4	31	A	ELY/GARRAD		Jaguar Mk2	2:14.608	16	0.326	84.08
5	85	D	Roger GODFREY		Austin Cooper S	2:15.453	17	1.171	83.56
6	63	K3	Roger WILLS		Ford Lotus Cortina	2:15.904	8	1.622	83.28
7	34	B	BRACEY/BRACEY		Ford Lotus Cortina	2:16.205	15	1.923	83.09
8	57	C	Jonathan GOMM		Ford Lotus Cortina	2:16.303	15	2.021	83.03
9	27	K2	Roger COPE		BMW 1800 Ti	2:16.349	13	2.067	83.01
10	16	K1	GILL/UTTING		Ford Mustang	2:16.370	14	2.088	82.99
11	23	K1	BRYANT/BRYANT		Plymouth Barracuda	2:16.708	15	2.426	82.79
12	3	K1	HALFORD/TUCK		Ford Mustang	2:16.772	15	2.490	82.75
13	74	K3	Michael STEELE		Ford Lotus Cortina	2:17.031	15	2.749	82.59
14	17	K1	WOODLEY/WOOD		Ford Galaxie	2:17.828	14	3.546	82.12
15	38	C	Peter WOODHEAD		Ford Lotus Cortina	2:18.014	12	3.732	82.00
16	52	C	Peter ERGIS		Ford Cortina GT	2:18.267	12	3.985	81.85
17	32	B	Mark GARRITT		Alfa Romeo Giulia Sports	2:19.350	13	5.068	81.22
18	69	C	BULLEN/SWIFT		Ford Anglia 105E	2:20.099	10	5.817	80.78
19	33	B	James FULLER		Alfa Romeo Giulia	2:20.814	15	6.532	80.37
20	9	K1	BETTS/RUSH		Ford Mustang Notchback	2:21.799	12	7.517	79.82
21	50	C	READ/READ		Ford Anglia 105E	2:22.311	15	8.029	79.53
22	67	K3	Brendan ROBERTS		Alfa Romeo Giulia Sprint	2:22.845	15	8.563	79.23
23	36	K3	POSTAN/ROBINSON		Ford Lotus Cortina	2:23.564	15	9.282	78.83
24	68	K3	WILLIAMS/FOWLER		Ford Lotus Cortina	2:23.721	14	9.439	78.75
25	77	D	EBDON/JOHANSEN		Morris Mini Cooper	2:23.831	12	9.549	78.69
26	14	K1	KENNEDY/KENNEDY		Ford Falcon	2:24.019	14	9.737	78.59
27	75	K3	BATEMAN/BARTON		Ford Lotus Cortina	2:25.747	14	11.465	77.65
28	95	E	Shaun HAZELWOOD		Hillman Imp	2:26.509	10	12.227	77.25
29	45	C	MASCHIO/WHITING		Alfa Romeo Giulia GT	2:26.605	14	12.323	77.20
30	84	K	Roger PHILLIPS		Austin Mini Cooper	2:28.074	10	13.792	76.43
31	62	K3	SAVAGE/MURPHY		Alfa Romeo GTA	2:30.147	14	15.865	75.38
32	7	K1	Rolf STOCKEBRAND		Mercedes Benz 300SER	2:30.972	15	16.690	74.97
33	5	K1	YOUNG/BROAD		Jaguar Mk1	2:34.451	8	20.169	73.28
34	92	K5	BEALE/BEALE		Fiat Abarth 1000TC	2:34.516	14	20.234	73.25
35	37	K3	A. SMITH-FITCHETT		Sunbeam Rapier Series 3	2:47.090	10	32.808	67.73
36	12	K1	CHILES/CHILES Jnr		Ford Mustang	8:51.410	2	6:37.128	21.29

Cars 2,5,12,31,38,95 Fit Transponders or not be Timed. Cars 9,17 Check Connections.
 Weather/Track - Bright/Dry Car 84 - 2 Transponders
 These results are provisional until the conclusion of any judicial and technical matters.

Silverstone Hist
 Circuit Length = 3.1440 miles.
 Start: 09:19 End: 09:54

Clerk of Course:	Stewards:	Timekeeper:
------------------	-----------	-------------

Jack Sears Trophy sponsored by Classic & Sports Car For Racing Saloons LAP ANALYSIS

2	Robert HARTLEY	Ford Mustang
1 - 9:15.242	6 - 2:30.913	
2 - 2:35.843	7 - 3:08.226P	
3 - 2:22.930	8 - 8:47.491	
4 - 2:18.592	9 - 2:14.523	
5 - 2:14.785		
3	HALFORD/TUCK	Ford Mustang
1 - 8:55.127	6 - 2:20.174	11 - 2:22.200
2 - 2:33.944	7 - 2:45.946P	12 - 2:16.772
3 - 2:21.949	8 - 4:30.445	13 - 2:43.101
4 - 2:22.449	9 - 2:21.494	14 - 2:33.698
5 - 2:18.436	10 - 2:24.914	15 - 2:18.455
5	YOUNG/BROAD	Jaguar Mk1
1 - 9:15.282	6 - 2:57.183P	
2 - 2:49.187	7 - 3:33.823	
3 - 2:36.418	8 - 2:57.654P	
4 - 2:34.451		
5 - 2:34.726		
7	Rolf STOCKEBRAND	Mercedes Benz 300SER
1 - 8:59.093	6 - 2:31.619	11 - 2:31.519
2 - 2:50.941	7 - 2:31.578	12 - 2:32.073
3 - 2:44.456	8 - 2:31.106	13 - 2:31.315
4 - 2:34.364	9 - 2:30.972	14 - 2:31.886
5 - 2:33.348	10 - 2:33.241	15 - 2:31.847
9	BETTS/RUSH	Ford Mustang Notchback
1 - 9:17.484	6 - 2:21.799	11 - 2:24.059
2 - 2:41.225	7 - 2:24.489	12 - 2:38.662P
3 - 2:30.822	8 - 2:36.597P	
4 - 2:26.684	9 - 4:38.403	
5 - 2:24.702	10 - 2:26.233	
12	CHILES/CHILES Jnr	Ford Mustang
1 - 8:51.410		
2 - 2:57.494P		
14	KENNEDY/KENNEDY	Ford Falcon
1 - 9:02.712	6 - 2:29.365	11 - 2:24.903
2 - 2:43.922	7 - 2:44.116P	12 - 2:25.689
3 - 2:35.289	8 - 4:27.552	13 - 2:26.234
4 - 2:36.876	9 - 2:28.831	14 - 2:24.019
5 - 2:35.219	10 - 2:26.857	

Jack Sears Trophy sponsored by Classic & Sports Car For Racing Saloons LAP ANALYSIS

(contd.)

16	GILL/UTTING	Ford Mustang			
1 -	9:27.344	6 -	2:16.370	11 -	2:26.415
2 -	2:34.884	7 -	2:19.996	12 -	2:18.817
3 -	2:23.764	8 -	2:34.215P	13 -	2:19.244
4 -	2:20.047	9 -	4:10.809	14 -	2:18.556
5 -	2:17.299	10 -	2:26.313		
17	WOODLEY/WOOD	Ford Galaxie			
1 -	8:53.356	6 -	2:38.957P	11 -	2:23.330
2 -	2:32.645	7 -	5:39.617	12 -	2:28.067
3 -	2:22.074	8 -	2:25.738	13 -	2:21.718
4 -	2:17.828	9 -	2:25.760	14 -	2:21.599
5 -	2:18.042	10 -	2:23.721		
23	BRYANT/BRYANT	Plymouth Barracuda			
1 -	9:11.328	6 -	2:23.641	11 -	2:19.261
2 -	2:42.515	7 -	2:23.009	12 -	2:16.708
3 -	2:33.824	8 -	2:39.438P	13 -	2:18.625
4 -	2:27.798	9 -	3:50.171	14 -	2:16.982
5 -	2:26.048	10 -	2:19.192	15 -	2:18.255
27	Roger COPE	BMW 1800 Ti			
1 -	9:17.862	6 -	2:17.808	11 -	2:17.656
2 -	2:32.011	7 -	2:16.704	12 -	2:17.492
3 -	2:23.144	8 -	2:18.568	13 -	2:16.848
4 -	2:16.349	9 -	2:34.175P		
5 -	2:17.711	10 -	X:00.000		
28	SHAW/OLIVER	BMW 1800Ti			
1 -	9:17.713	6 -	2:14.734	11 -	2:16.624
2 -	2:39.286	7 -	2:14.619	12 -	2:14.542
3 -	2:19.010	8 -	2:14.282	13 -	2:17.494
4 -	2:14.585	9 -	2:31.578P	14 -	2:15.016
5 -	2:14.651	10 -	3:52.104	15 -	2:16.287
31	ELY/GARRAD	Jaguar Mk2			
1 -	8:53.874	6 -	2:17.660	11 -	2:15.858
2 -	2:21.694	7 -	2:32.494P	12 -	2:16.127
3 -	2:17.160	8 -	3:26.937	13 -	2:15.314
4 -	2:15.254	9 -	2:16.073	14 -	2:15.180
5 -	2:16.431	10 -	2:15.610	15 -	2:16.122
32	Mark GARRITT	Alfa Romeo Giulia Sports			
1 -	9:32.759	6 -	2:19.350	11 -	2:20.427
2 -	2:41.287	7 -	2:20.420	12 -	2:23.018
3 -	2:28.780	8 -	2:22.797	13 -	2:39.700P
4 -	2:26.626	9 -	2:19.888		
5 -	2:24.199	10 -	2:30.986		

Jack Sears Trophy sponsored by Classic & Sports Car For Racing Saloons LAP ANALYSIS

(contd.)

33	James FULLER	Alfa Romeo Giulia
1 -	8:59.862	6 - 2:25.314
2 -	2:47.841	7 - 2:24.667
3 -	2:33.546	8 - 2:21.770
4 -	2:28.445	9 - 2:21.951
5 -	2:25.028	10 - 2:20.814
		11 - 2:24.778
		12 - 2:25.419
		13 - 2:26.305
		14 - 2:26.090
		15 - 2:22.042
34	BRACEY/BRACEY	Ford Lotus Cortina
1 -	9:04.812	6 - 2:21.384
2 -	2:44.539	7 - 2:34.360P
3 -	2:45.014	8 - 3:22.338
4 -	2:25.128	9 - 2:19.353
5 -	2:22.557	10 - 2:19.217
		11 - 2:17.706
		12 - 2:16.667
		13 - 2:18.440
		14 - 2:16.205
		15 - 2:17.026
35	James DODD	Alfa Romeo Giulia Sprint GT
1 -	X:00.000P	
36	POSTAN/ROBINSON	Ford Lotus Cortina
1 -	8:51.010	6 - 2:25.983
2 -	2:31.391	7 - 2:25.869
3 -	2:27.243	8 - 2:42.200P
4 -	2:27.228	9 - 3:20.651
5 -	2:25.528	10 - 2:25.140
		11 - 2:24.638
		12 - 2:25.289
		13 - 2:26.676
		14 - 2:27.422
		15 - 2:23.564
37	A. SMITH-FITCHETT	Sunbeam Rapier Series 3
1 -	9:13.594	6 - 2:47.090
2 -	3:06.617	7 - 2:47.260
3 -	2:56.862	8 - 2:47.715
4 -	2:50.031	9 - 3:01.098P
5 -	2:47.280	10 - 5:42.323
38	Peter WOODHEAD	Ford Lotus Cortina
1 -	9:01.019	6 - 2:19.567
2 -	2:42.312	7 - 2:20.023
3 -	2:25.118	8 - 2:19.204
4 -	2:19.811	9 - 2:18.089
5 -	2:20.898	10 - 2:18.014
		11 - 2:18.193
		12 - 2:44.298P
45	MASCHIO/WHITING	Alfa Romeo Giulia GT
1 -	9:32.992	6 - 2:28.458
2 -	2:39.466	7 - 2:28.093
3 -	2:28.991	8 - 2:28.886
4 -	2:29.834	9 - 2:50.384P
5 -	2:27.851	10 - 3:55.825
		11 - 2:27.250
		12 - 2:29.621
		13 - 2:26.605
		14 - 2:43.876P

Jack Sears Trophy sponsored by Classic & Sports Car For Racing Saloons LAP ANALYSIS

(contd.)

49	HORE/COX	Lotus Cortina		
1 -	9:16.317	6 -	2:28.073	11 - 2:14.491
2 -	2:41.574	7 -	2:20.725	12 - 2:16.581
3 -	2:30.088	8 -	2:38.426P	13 - 2:14.506
4 -	2:31.094	9 -	4:15.448	14 - 2:15.193
5 -	2:23.270	10 -	2:14.996	15 - 2:15.410
50	READ/READ	Ford Anglia 105E		
1 -	9:20.278	6 -	2:22.311	11 - 2:29.922
2 -	2:37.869	7 -	2:24.187	12 - 2:28.347
3 -	2:29.116	8 -	2:37.558P	13 - 2:29.087
4 -	2:22.835	9 -	3:41.152	14 - 2:31.303
5 -	2:23.932	10 -	2:33.778	15 - 2:28.383
52	Peter ERGIS	Ford Cortina GT		
1 -	9:12.065	6 -	2:19.241	11 - 2:22.035
2 -	2:44.674	7 -	2:20.620	12 - 2:49.993P
3 -	2:28.963	8 -	2:19.767	
4 -	2:22.154	9 -	2:25.331	
5 -	2:18.267	10 -	2:19.706	
57	Jonathan GOMM	Ford Lotus Cortina		
1 -	9:19.198	6 -	4:26.337	11 - 2:17.629
2 -	2:47.540	7 -	2:20.193	12 - 2:17.430
3 -	2:28.733	8 -	2:18.466	13 - 2:19.319
4 -	2:25.006	9 -	2:18.328	14 - 2:16.303
5 -	2:40.010P	10 -	2:17.286	15 - 2:17.491
62	SAVAGE/MURPHY	Alfa Romeo GTA		
1 -	9:22.854	6 -	2:34.075	11 - 2:31.738
2 -	2:50.910	7 -	2:30.648	12 - 2:31.144
3 -	2:35.226	8 -	2:44.611P	13 - 2:32.121
4 -	2:32.641	9 -	3:45.194	14 - 2:31.163
5 -	2:30.147	10 -	2:35.658	
63	Roger WILLS	Ford Lotus Cortina		
1 -	8:49.308	6 -	2:17.035	
2 -	2:19.237	7 -	2:36.322P	
3 -	2:16.870	8 -	4:42.489P	
4 -	2:16.359			
5 -	2:15.904			
67	Brendan ROBERTS	Alfa Romeo Guilia Sprint		
1 -	9:31.111	6 -	2:23.467	11 - 2:24.627
2 -	2:38.508	7 -	2:24.385	12 - 2:22.845
3 -	2:28.703	8 -	2:27.746	13 - 2:26.570
4 -	2:25.850	9 -	2:23.916	14 - 2:24.734
5 -	2:25.586	10 -	2:25.449	15 - 2:51.845P

Jack Sears Trophy sponsored by Classic & Sports Car For Racing Saloons LAP ANALYSIS

(contd.)

68	WILLIAMS/FOWLER	Ford Lotus Cortina			
1 -	9:24.640	6 -	5:43.718	11 -	2:23.721
2 -	2:48.218	7 -	2:30.780	12 -	2:24.422
3 -	2:37.665	8 -	2:27.430	13 -	2:24.555
4 -	2:32.141	9 -	2:28.704	14 -	2:26.834
5 -	2:45.722P	10 -	2:25.451		
69	BULLEN/SWIFT	Ford Anglia 105E			
1 -	9:22.654	6 -	2:20.099		
2 -	2:48.353	7 -	2:22.291		
3 -	2:27.305	8 -	2:37.359P		
4 -	2:21.702	9 -	3:36.194		
5 -	2:20.789	10 -	2:23.413		
74	Michael STEELE	Ford Lotus Cortina			
1 -	9:23.504	6 -	2:19.281	11 -	2:19.583
2 -	2:35.481	7 -	2:33.628P	12 -	2:19.451
3 -	2:25.480	8 -	5:23.044	13 -	2:18.751
4 -	2:22.792	9 -	2:19.127	14 -	2:17.326
5 -	2:18.521	10 -	2:18.901	15 -	2:17.031
75	BATEMAN/BARTON	Ford Lotus Cortina			
1 -	9:04.937	6 -	2:32.748	11 -	2:25.747
2 -	2:43.544	7 -	2:31.524	12 -	2:40.396
3 -	2:45.388	8 -	2:43.091P	13 -	2:26.631
4 -	2:53.124	9 -	3:38.327	14 -	2:29.912
5 -	2:34.904	10 -	2:25.819		
77	EBDON/JOHANSEN	Morris Mini Cooper			
1 -	9:34.020	6 -	2:23.831	11 -	4:51.383P
2 -	2:34.151	7 -	2:36.391P	12 -	4:01.470
3 -	2:29.346	8 -	5:08.753		
4 -	2:26.116	9 -	2:25.760		
5 -	2:25.348	10 -	2:41.461P		
84	Roger PHILLIPS	Austin Mini Cooper			
1 -	9:17.337	6 -	2:30.252		
2 -	2:52.346	7 -	2:28.698		
3 -	2:35.104	8 -	2:28.074		
4 -	2:45.094P	9 -	2:28.393		
5 -	3:44.464	10 -	2:45.781P		
85	Roger GODFREY	Austin Cooper S			
1 -	8:51.464	6 -	2:15.960	11 -	2:15.986
2 -	2:23.122	7 -	2:16.927	12 -	2:16.242
3 -	2:18.748	8 -	2:16.344	13 -	2:16.444
4 -	2:16.794	9 -	2:16.057	14 -	2:19.393
5 -	2:17.509	10 -	2:17.244	15 -	2:15.453
				16 -	2:18.396
				17 -	2:26.464

Cars 2,5,12,31,38,95 Fit Transponders or not be Timed. Cars 9,17 Check Connections.
Weather/Track - Bright/Dry Car 84 - 2 Transponders

Silverstone Hist
Circuit Length = 3.1440 miles.
Start: 09:19 End: 09:54

Jack Sears Trophy sponsored by Classic & Sports Car For Racing Saloons LAP ANALYSIS

(contd.)

92	BEALE/BEALE	Fiat Abarth 1000TC			
1 -	9:12.914	6 -	2:38.848	11 -	2:35.031
2 -	2:48.937	7 -	2:45.013P	12 -	2:38.267
3 -	2:36.321	8 -	3:39.303	13 -	2:36.881
4 -	2:39.205	9 -	2:38.660	14 -	3:00.656P
5 -	2:34.516	10 -	2:35.689		
95	Shaun HAZELWOOD	Hillman Imp			
1 -	8:59.206	6 -	2:28.579		
2 -	3:23.086	7 -	2:30.489		
3 -	2:43.914	8 -	2:26.509		
4 -	2:31.277	9 -	2:39.810P		
5 -	2:27.560	10 -	7:03.364		

Jack Sears Trophy sponsored by Classic & Sports Car For Racing Saloons

GRID - Race 22

ROW 18	2:47.090	37	A. SMITH-FITCHETT	8:51.410	12	CHILES/CHILES
ROW 17	2:34.451	5	YOUNG/BROAD	2:34.516	92	BEALE/BEALE
ROW 16	2:30.147	62	SAVAGE/MURPHY	2:30.972	7	STOCKEBRAND
ROW 15	2:26.605	45	MASCHIO/WHITING	2:28.074	84	PHILLIPS
ROW 14	2:25.747	75	BATEMAN/BARTON	2:26.509	95	HAZELWOOD
ROW 13	2:23.831	77	EBDON/JOHANNSEN	2:24.019	14	KENNEDY/KENNEDY
ROW 12	2:23.564	36	POSTAN/ROBINSON	2:23.721	68	WILLIAMS/FOWLER
ROW 11	2:22.311	50	READ/READ	2:22.845	67	ROBERTS
ROW 10	2:20.814	33	FULLER	2:21.799	9	BETTS/RUSH
ROW 9	2:19.350	32	GARRITT	2:20.099	69	BULLEN/SWIFT
ROW 8	2:18.014	38	WOODHEAD	2:18.267	52	ERGIS
ROW 7	2:17.031	74	STEELE	2:17.828	17	WOODLEY/WOOD
ROW 6	2:16.708	23	BRYANT/BRYANT	2:16.772	3	HALFORD/TUCK
ROW 5	2:16.349	27	COPE	2:16.370	16	GILL/UTTING
ROW 4	2:16.205	34	BRACEY/BRACEY	2:16.303	57	GOMM
ROW 3	2:15.453	85	GODFREY	2:15.904	63	WILLS
ROW 2	2:14.523	2	HARTLEY	2:14.608	31	ELY/GARRAD
ROW 1	2:14.282	28	SHAW/OLIVER	2:14.491	49	HORE/COX

POLE

Cars 2,5,12,31,38,95 Fit Transpoders or not be Timed. Cars 9,17 Check Connections.
 Weather/Track - Bright/Dry Car 84 - 2 Transpoders
 These results are provisional until the conclusion of any judicial and technical matters.

Silverstone Hist
 Circuit Length = 3.1440 miles.
 Start: 09:19 End: 09:54

Clerk of Course:	Stewards:	Timekeeper:
------------------	-----------	-------------

Jack Sears Trophy sponsored by Classic & Sports Car For Racing Saloons

RACE RESULT - Race 22

POS	NO	CL	NAME	NAT	ENTRY	TIME	LAPS	GAP	MPH	BEST
1	28	K2	SHAW/OLIVER		BMW 1800Ti	40:06.354	17		80.03	2:14.924
2	2	K1	Robert HARTLEY		Ford Mustang	40:12.054	17	5.700	79.84	2:14.817
3	31	A	ELY/GARRAD		Jaguar Mk2	40:21.598	17	15.244	79.53	2:15.184
4	57	C	Jonathan GOMM		Ford Lotus Cortina	40:42.001	17	35.647	78.86	2:15.596
5	23	K1	BRYANT/BRYANT		Plymouth Barracuda	40:46.479	17	40.125	78.72	2:15.681
6	34	B	BRACEY/BRACEY		Ford Lotus Cortina	40:57.268	17	50.914	78.37	2:16.528
7	69	C	BULLEN/SWIFT		Ford Anglia 105E	41:05.277	17	58.923	78.12	2:16.671
8	27	K2	Roger COPE		BMW 1800 Ti	41:05.799	17	59.445	78.10	2:17.737
9	49	C	HORE/COX		Lotus Cortina	41:07.114	17	1:00.760	78.06	2:14.603
10	38	C	Peter WOODHEAD		Ford Lotus Cortina	41:07.568	17	1:01.214	78.04	2:17.792
11	52	C	Peter ERGIS		Ford Cortina GT	41:53.192	17	1:46.838	76.63	2:18.153
12	17	K1	WOODLEY/WOOD		Ford Galaxie	42:14.069	17	2:07.715	76.00	2:18.505
13	16	K1	GILL/UTTING		Ford Mustang	42:16.666	17	2:10.312	75.92	2:17.808
14	36	K3	POSTAN/ROBINSON		Ford Lotus Cortina	40:30.539	16	1 LAP	74.58	2:23.476
15	33	B	James FULLER		Alfa Romeo Giulia	40:38.629	16	1 LAP	74.33	2:21.531
16	50	C	READ/READ		Ford Anglia 105E	40:46.711	16	1 LAP	74.08	2:19.846
17	67	K3	Brendan ROBERTS		Alfa Romeo Giulia Sprint	40:50.573	16	1 LAP	73.97	2:23.883
18	7	K1	Rolf STOCKEBRAND		Mercedes Benz 300SER	40:57.935	16	1 LAP	73.74	2:30.943
19	84	K	Roger PHILLIPS		Austin Mini Cooper	41:46.956	16	1 LAP	72.30	2:27.380
20	75	K3	BATEMAN/BARTON		Ford Lotus Cortina	42:16.037	16	1 LAP	71.47	2:26.975
21	9	K1	BETTS/RUSH		Ford Mustang Notchback	36:45.787	15	2 LAPS	77.04	2:18.349
22	62	K3	SAVAGE/MURPHY		Alfa Romeo GTA	40:05.702	15	2 LAPS	70.64	2:31.976
23	92	K5	BEALE/BEALE		Fiat Abarth 1000TC	40:33.252	15	2 LAPS	69.84	2:32.657
24	14	K1	KENNEDY/KENNEDY		Ford Falcon	41:17.723	15	2 LAPS	68.59	2:27.530
25	85	D	Roger GODFREY		Austin Cooper S	34:11.415	14	3 LAPS	77.32	2:17.194
26	37	K3	A. SMITH-FITCHETT		Sunbeam Rapier Series 3	40:54.479	14	3 LAPS	64.63	2:44.535
27	3	K1	HALLFORD/TUCK		Ford Mustang	40:56.848	13	4 LAPS	59.96	2:19.929

NOT CLASSIFIED

32	B	Mark GARRITT	Alfa Romeo Giulia Sports	27:30.190	11	D.N.F.	75.55	2:18.200
12	K1	CHILES/CHILES Jnr	Ford Mustang	21:18.306	9	D.N.F.	79.82	2:17.132
45	C	MASCHIO/WHITING	Alfa Romeo Giulia GT	20:48.317	7	D.N.F.	63.61	2:24.987
35	B	James DODD	Alfa Romeo Giulia Sprint GT	7:14.605	3	D.N.F.	78.53	2:18.289
77	D	EBDON/JOHANNSEN	Morris Mini Cooper	7:30.509	3	D.N.F.	75.76	2:24.307
74	K3	Michael STEELE	Ford Lotus Cortina	5:24.236	2	D.N.F.	70.36	2:32.064
68	K3	WILLIAMS/FOWLER	Ford Lotus Cortina	2:42.068	1	D.N.F.	70.92	2:42.068

FASTEST LAP

49	C	HORE/COX	Lotus Cortina	2:14.603	2	84.08mph	135.32kph
2	K1	Robert HARTLEY	Ford Mustang	2:14.817	2	83.95mph	135.11kph
28	K2	SHAW/OLIVER	BMW 1800Ti	2:14.924	4	83.88mph	135.00kph
31	A	ELY/GARRAD	Jaguar Mk2	2:15.184	4	83.72mph	134.74kph
34	B	BRACEY/BRACEY	Ford Lotus Cortina	2:16.528	2	82.90mph	133.41kph
85	D	Roger GODFREY	Austin Cooper S	2:17.194	12	82.49mph	132.76kph
36	K3	POSTAN/ROBINSON	Ford Lotus Cortina	2:23.476	4	78.88mph	126.95kph
84	K	Roger PHILLIPS	Austin Mini Cooper	2:27.380	13	76.79mph	123.59kph
92	K5	BEALE/BEALE	Fiat Abarth 1000TC	2:32.657	3	74.14mph	119.32kph

Weather/Track - Cloudy/Dry

These results are provisional until the conclusion of any judicial and technical matters.

Silverstone Hist

Circuit Length = 3.1440 miles.

Start: 16:40 End: 17:25

Clerk of Course:	Stewards:	Timekeeper:
------------------	-----------	-------------

Jack Sears Trophy sponsored by Classic & Sports Car For Racing Saloons

RACE RESULT - Race 22

POS	NO	CL	NAME	NAT	ENTRY	TIME	LAPS	GAP	MPH	BEST
1	28	K2	SHAW/OLIVER		BMW 1800Ti	40:06.354	17		80.03	2:14.924
2	2	K1	Robert HARTLEY		Ford Mustang	40:12.054	17	5.700	79.84	2:14.817
3	31	A	ELY/GARRAD		Jaguar Mk2	40:21.598	17	15.244	79.53	2:15.184
4	57	C	Jonathan GOMM		Ford Lotus Cortina	40:42.001	17	35.647	78.86	2:15.596
5	23	K1	BRYANT/BRYANT		Plymouth Barracuda	40:46.479	17	40.125	78.72	2:15.681
6	34	B	BRACEY/BRACEY		Ford Lotus Cortina	40:57.268	17	50.914	78.37	2:16.528
7	69	C	BULLEN/SWIFT		Ford Anglia 105E	41:05.277	17	58.923	78.12	2:16.671
8	27	K2	Roger COPE		BMW 1800 Ti	41:05.799	17	59.445	78.10	2:17.737
9	49	C	HORE/COX		Lotus Cortina	41:07.114	17	1:00.760	78.06	2:14.603
10	38	C	Peter WOODHEAD		Ford Lotus Cortina	41:07.568	17	1:01.214	78.04	2:17.792
11	52	C	Peter ERGIS		Ford Cortina GT	41:53.192	17	1:46.838	76.63	2:18.153
12	17	K1	WOODLEY/WOOD		Ford Galaxie	42:14.069	17	2:07.715	76.00	2:18.505
13	16	K1	GILL/UTTING		Ford Mustang	42:16.666	17	2:10.312	75.92	2:17.808
14	36	K3	POSTAN/ROBINSON		Ford Lotus Cortina	40:30.539	16	1 LAP	74.58	2:23.476
15	33	B	James FULLER		Alfa Romeo Giulia	40:38.629	16	1 LAP	74.33	2:21.531
16	50	C	READ/READ		Ford Anglia 105E	40:46.711	16	1 LAP	74.08	2:19.846
17	67	K3	Brendan ROBERTS		Alfa Romeo Giulia Sprint	40:50.573	16	1 LAP	73.97	2:23.883
18	84	K	Roger PHILLIPS		Austin Mini Cooper	41:46.956	16	1 LAP	72.30	2:27.380
19	7	K1	Rolf STOCKEBRAND		Mercedes Benz 300SER	41:57.935	16	1 LAP	71.99	2:30.943
20	75	K3	BATEMAN/BARTON		Ford Lotus Cortina	42:16.037	16	1 LAP	71.47	2:26.975
21	9	K1	BETTS/RUSH		Ford Mustang Notchback	36:45.787	15	2 LAPS	77.04	2:18.349
22	62	K3	SAVAGE/MURPHY		Alfa Romeo GTA	40:05.702	15	2 LAPS	70.64	2:31.976
23	92	K5	BEALE/BEALE		Fiat Abarth 1000TC	40:33.252	15	2 LAPS	69.84	2:32.657
24	14	K1	KENNEDY/KENNEDY		Ford Falcon	41:17.723	15	2 LAPS	68.59	2:27.530
25	85	D	Roger GODFREY		Austin Cooper S	34:11.415	14	3 LAPS	77.32	2:17.194
26	37	K3	A. SMITH-FITCHETT		Sunbeam Rapier Series 3	40:54.479	14	3 LAPS	64.63	2:44.535
27	3	K1	HALLFORD/TUCK		Ford Mustang	40:56.848	13	4 LAPS	59.96	2:19.929

NOT CLASSIFIED

32	B	Mark GARRITT	Alfa Romeo Giulia Sports	27:30.190	11	D.N.F.	75.55	2:18.200
12	K1	CHILES/CHILES Jnr	Ford Mustang	21:18.306	9	D.N.F.	79.82	2:17.132
45	C	MASCHIO/WHITING	Alfa Romeo Giulia GT	20:48.317	7	D.N.F.	63.61	2:24.987
35	B	James DODD	Alfa Romeo Giulia Sprint GT	7:14.605	3	D.N.F.	78.53	2:18.289
77	D	EBDON/JOHANNSEN	Morris Mini Cooper	7:30.509	3	D.N.F.	75.76	2:24.307
74	K3	Michael STEELE	Ford Lotus Cortina	5:24.236	2	D.N.F.	70.36	2:32.064
68	K3	WILLIAMS/FOWLER	Ford Lotus Cortina	2:42.068	1	D.N.F.	70.92	2:42.068

FASTEST LAP

49	C	HORE/COX	Lotus Cortina	2:14.603	2	84.08mph	135.32kph
2	K1	Robert HARTLEY	Ford Mustang	2:14.817	2	83.95mph	135.11kph
28	K2	SHAW/OLIVER	BMW 1800Ti	2:14.924	4	83.88mph	135.00kph
31	A	ELY/GARRAD	Jaguar Mk2	2:15.184	4	83.72mph	134.74kph
34	B	BRACEY/BRACEY	Ford Lotus Cortina	2:16.528	2	82.90mph	133.41kph
85	D	Roger GODFREY	Austin Cooper S	2:17.194	12	82.49mph	132.76kph
36	K3	POSTAN/ROBINSON	Ford Lotus Cortina	2:23.476	4	78.88mph	126.95kph
84	K	Roger PHILLIPS	Austin Mini Cooper	2:27.380	13	76.79mph	123.59kph
92	K5	BEALE/BEALE	Fiat Abarth 1000TC	2:32.657	3	74.14mph	119.32kph

Car 7 - 60 Second Penalty (O.2.3)

Weather/Track - Cloudy/Dry

These results are provisional until the conclusion of any judicial and technical matters.

Silverstone

Circuit Length = 3.1440 miles.

Start: 16:40 End: 17:25

Clerk of Course:	Stewards:	Timekeeper:
------------------	-----------	-------------

Jack Sears Trophy sponsored by Classic & Sports Car For Racing Saloons

LAP CHART

Lap 1			Lap 2			Lap 3			Lap 4			Lap 5		
No	Behind	Laptime	No	Behind	Laptime	No	Behind	Laptime	No	Behind	Laptime	No	Behind	Laptime
49		2:23.093	49		2:14.603	49		2:14.865	49		2:16.304	49		2:15.171
2	1.460	2:24.553	2	1.674	2:14.817	28	3.521	2:15.923	28	2.141	2:14.924	37	1 LAP	2:50.991
28	1.957	2:25.050	28	2.463	2:15.109	31	3.919	2:15.570	31	2.799	2:15.184	31	3.918	2:16.290
31	2.525	2:25.618	31	3.214	2:15.292	57	4.620	2:15.596	57	4.024	2:15.708	28	4.356	2:17.386
57	2.787	2:25.880	57	3.889	2:15.705	2	7.106	2:20.297	2	6.453	2:15.651	57	4.522	2:15.669
34	4.111	2:27.204	34	6.036	2:16.528	34	8.830	2:17.659	34	10.787	2:18.261	2	7.689	2:16.407
85	5.354	2:28.447	85	9.314	2:18.563	85	15.566	2:21.117	23	17.597	2:17.703	34	13.241	2:17.625
16	6.246	2:29.339	16	9.451	2:17.808	16	15.768	2:21.182	69	20.431	2:18.089	23	21.362	2:18.936
23	7.402	2:30.495	23	10.803	2:18.004	23	16.198	2:20.260	16	20.971	2:21.507	69	21.931	2:16.671
74	8.971	2:32.064	17	14.770	2:19.167	69	18.646	2:18.167	52	22.733	2:18.153	16	25.948	2:20.148
52	9.145	2:32.238	52	15.126	2:20.584	38	20.743	2:19.117	85	22.801	2:23.539	52	27.124	2:19.562
17	10.206	2:33.299	69	15.344	2:18.894	52	20.884	2:20.623	38	23.262	2:18.823	12	27.669	2:18.401
38	10.701	2:33.794	38	16.491	2:20.393	17	21.213	2:21.308	27	23.638	2:18.281	27	28.162	2:19.695
69	11.053	2:34.146	27	17.663	2:20.553	27	21.661	2:18.863	12	24.439	2:17.856	38	29.063	2:20.972
27	11.713	2:34.806	35	18.620	2:20.626	35	22.044	2:18.289	17	25.873	2:20.964	85	30.106	2:22.476
50	12.368	2:35.461	50	19.372	2:21.607	12	22.887	2:17.132	50	28.555	2:20.506	17	31.120	2:20.418
35	12.597	2:35.690	12	20.620	2:20.089	50	24.353	2:19.846	9	30.891	2:20.396	50	33.813	2:20.429
9	14.312	2:37.405	9	21.643	2:21.934	9	26.799	2:20.021	32	36.975	2:24.527	9	34.453	2:18.733
32	14.913	2:38.006	32	22.749	2:22.439	32	28.752	2:20.868	33	41.776	2:23.036	32	43.903	2:22.099
12	15.134	2:38.227	33	25.655	2:23.784	33	35.044	2:24.254	36	45.223	2:23.476	33	49.360	2:22.755
33	16.474	2:39.567	77	28.506	2:25.763	77	37.948	2:24.307	67	49.288	2:26.362	36	53.885	2:23.833
77	17.346	2:40.439	36	28.986	2:25.697	36	38.051	2:23.930	45	50.997	2:25.475	67	58.824	2:24.707
36	17.892	2:40.985	67	30.212	2:25.128	67	39.230	2:23.883	14	1:04.297	2:29.306	45	1:09.475	2:33.649P
68	18.975	2:42.068	45	31.704	2:25.791	45	41.826	2:24.987	75	1:15.199	2:31.279	14	1:18.224	2:29.098
67	19.687	2:42.780	14	36.778	2:28.036	14	51.295	2:29.382	84	1:17.637	2:31.890	75	1:31.289	2:31.261
45	20.516	2:43.609	75	44.556	2:33.128	75	1:00.224	2:30.533	62	1:20.866	2:32.856	84	1:33.587	2:31.121
14	23.345	2:46.438	84	45.381	2:33.885	84	1:02.051	2:31.535	7	1:22.021	2:33.082	7	1:37.793	2:30.943
75	26.031	2:49.124	74	46.540	2:52.172P	62	1:04.314	2:33.139	92	1:24.429	2:33.931	62	1:38.235	2:32.540
84	26.099	2:49.192	62	46.040	2:33.144	7	1:05.243	2:32.860				92	1:42.556	2:33.298
62	27.499	2:50.592	7	47.248	2:33.072	92	1:06.802	2:32.657						
7	28.779	2:51.872	92	49.010	2:33.984	3	1 LAP	4:55.560P						
92	29.629	2:52.722	37	1:11.920	2:46.285	37	1:41.590	2:44.535						
37	40.238	3:03.331												
3	46.105	3:09.198P												

Jack Sears Trophy sponsored by Classic & Sports Car For Racing Saloons

LAP CHART

(contd.)

Lap 6			Lap 7			Lap 8			Lap 9			Lap 10		
No	Behind	Laptime	No	Behind	Laptime	No	Behind	Laptime	No	Behind	Laptime	No	Behind	Laptime
49		2:15.918	49		2:16.141	49		2:16.012	49		2:17.176	49		2:16.334
31	4.157	2:16.157	31	4.431	2:16.415	92	1 LAP	2:35.763	31	2.793	2:15.572	31	1.676	2:15.217
28	4.558	2:16.120	28	5.121	2:16.704	31	4.397	2:15.978	28	3.924	2:16.327	32	1 LAP	3:22.752
57	5.416	2:16.812	57	6.286	2:17.011	28	4.773	2:15.664	7	1 LAP	2:32.029	28	10.002	2:22.412P
2	8.662	2:16.891	2	8.240	2:15.719	45	2 LAPS	5:45.829	17	1 LAP	3:58.463	17	1 LAP	2:25.090
34	15.508	2:18.185	34	17.721	2:18.354	2	10.247	2:18.019	84	1 LAP	2:41.151P	7	1 LAP	2:31.783
23	24.040	2:18.596	69	27.732	2:19.076	37	2 LAPS	4:00.928	2	17.336	2:24.265P	75	1 LAP	2:44.570P
69	24.797	2:18.784	12	31.823	2:18.616	34	19.827	2:18.118	45	2 LAPS	2:28.977	36	1 LAP	3:46.479
12	29.348	2:17.597	52	32.879	2:18.768	57	21.607	2:31.333P	62	1 LAP	2:42.809P	16	47.151	2:20.627
52	30.252	2:19.046	27	33.984	2:18.067	69	29.433	2:17.713	34	27.189	2:24.538P	52	55.998	2:36.059P
16	31.812	2:21.782	38	35.639	2:19.312	12	34.261	2:18.450	92	1 LAP	2:42.974P	67	1 LAP	3:50.398
27	32.058	2:19.814	23	37.278	2:29.379P	52	35.187	2:18.320	52	36.273	2:18.262	50	1:10.389	2:32.805P
38	32.468	2:19.323	16	38.120	2:22.449	16	40.257	2:18.149	37	2 LAPS	2:48.403	37	2 LAPS	2:48.417
17	33.707	2:18.505	17	43.882	2:26.316P	27	46.135	2:28.163P	16	42.858	2:19.777	2	1:33.773	3:32.771
50	39.407	2:21.512	9	44.630	2:20.487	38	47.746	2:28.119P	69	44.230	2:31.973P	57	1:44.309	2:20.067
9	40.284	2:21.749	50	45.077	2:21.811	9	49.376	2:20.758	12	49.023	2:31.938P	84	1 LAP	3:51.350
37	1 LAP	2:56.409P	32	58.180	2:23.253	50	50.195	2:21.130	50	53.918	2:20.899	34	1:48.711	3:37.856
85	43.429	2:29.241P	33	1:00.967	2:21.531	33	1:08.067	2:23.112	9	1:01.848	2:29.648P	92	1 LAP	3:39.833
32	51.068	2:23.083	36	1:11.227	2:24.906	32	1:17.367	2:35.199P	33	1:27.065	2:36.174P	62	1 LAP	3:54.621
33	55.577	2:22.135	67	1:25.084	2:25.919	36	1:28.792	2:33.577P	14	1 LAP	4:06.873	23	1:59.843	2:15.681
36	1:02.462	2:24.495	3	3 LAPS	2:20.481	67	1:45.367	2:36.295P	57	1:40.576	3:36.145	14	1 LAP	2:48.766P
67	1:15.306	2:32.400	14	1:55.833	2:40.498P	3	3 LAPS	2:20.019	3	3 LAPS	2:19.929	3	3 LAPS	2:31.078P
14	1:31.476	2:29.170	75	2:01.440	2:30.958	23	2:01.126	3:39.860	23	2:00.496	2:16.546	38	2:07.418	2:19.516
3	3 LAPS	7:14.579	84	2:02.269	2:30.593	85	2:07.349	2:18.958	38	2:04.236	3:33.666	69	2:08.208	3:40.312
75	1:46.623	2:31.252	85	2:04.403	3:37.115	75	2:16.955	2:31.527	27	2:07.089	3:38.130	27	2:08.917	2:18.162
84	1:47.817	2:30.148	7	2:10.033	2:32.423				85	2:07.757	2:17.584	85	2:09.704	2:18.281
7	1:53.751	2:31.876	62	2:11.281	2:32.191									
62	1:55.231	2:32.914												
92	2:00.364	2:33.726												

Jack Sears Trophy sponsored by Classic & Sports Car For Racing Saloons

LAP CHART

(contd.)

Lap 11			Lap 12			Lap 13			Lap 14			Lap 15		
No	Behind	Laptime	No	Behind	Laptime	No	Behind	Laptime	No	Behind	Laptime	No	Behind	Laptime
49		2:14.758	49		2:23.876P	28		2:15.763	28		2:16.480	28		2:16.691
31	2.910	2:15.992	31	3.193	2:24.159P	67	1 LAP	2:25.035	50	1 LAP	2:30.962	33	1 LAP	2:48.651
9	1 LAP	3:40.006	9	1 LAP	2:18.349	31	4.587	3:38.206	2	5.255	2:15.701	2	5.617	2:17.053
32	1 LAP	2:19.764	32	1 LAP	2:18.200	2	6.034	2:15.070	7	1 LAP	2:34.330	36	1 LAP	2:27.464
17	1 LAP	2:24.432	52	1 LAP	4:05.156	3	4 LAPS	2:23.903	31	6.235	2:18.128	31	8.843	2:19.299
33	1 LAP	3:42.779	17	1 LAP	2:24.334	14	2 LAPS	2:27.991	67	1 LAP	2:24.165	50	1 LAP	2:28.201
7	1 LAP	2:31.694	33	1 LAP	2:22.694	57	25.401	2:17.020	3	4 LAPS	2:22.946	67	1 LAP	2:26.473
16	53.486	2:21.093	7	1 LAP	2:34.293	34	26.222	2:17.077	57	25.994	2:17.073	7	1 LAP	2:32.072
36	1 LAP	2:27.248	50	1 LAP	4:22.022	49	31.149	4:07.961	34	26.669	2:16.927	57	28.807	2:19.504
67	1 LAP	2:26.007	36	1 LAP	2:25.795	23	34.377	2:17.750	14	2 LAPS	2:28.343	34	30.978	2:21.000
28	1:26.741	3:31.497	16	1:03.392	2:33.782P	85	49.389	2:18.176	23	35.949	2:18.052	3	4 LAPS	2:24.545
2	1:35.604	2:16.589	67	1 LAP	2:25.494	69	50.468	2:19.163	49	38.720	2:24.051	23	37.135	2:17.877
37	2 LAPS	2:48.213	28	1:21.049	2:18.184	27	51.055	2:20.134	69	51.833	2:17.845	49	45.567	2:23.538
57	1:49.383	2:19.832	2	1:27.776	2:16.048	38	51.662	2:19.588	27	53.602	2:19.027	14	2 LAPS	2:28.377
34	1:51.632	2:17.679	3	4 LAPS	4:05.359	84	1 LAP	2:28.980	85	53.872	2:20.963	69	53.963	2:18.821
84	1 LAP	2:28.109	14	2 LAPS	4:09.486	9	1:06.056	2:19.071	38	54.120	2:18.938	27	54.648	2:17.737
23	2:00.789	2:15.704	57	1:45.193	2:19.686	75	1 LAP	2:30.574	84	1 LAP	2:27.380	38	56.127	2:18.698
27	2:13.559	2:19.400	34	1:45.957	2:18.201	62	1 LAP	2:31.976	9	1:08.557	2:18.981	9	1:11.553	2:19.687
69	2:14.282	2:20.832	23	1:53.439	2:16.526	37	2 LAPS	2:48.609	75	1 LAP	2:29.135	84	1 LAP	2:27.392
85	2:14.707	2:19.761	84	1 LAP	2:28.439	52	1:28.691	2:23.115	52	1:33.128	2:20.917	52	1:35.876	2:19.439
38	2:14.970	2:22.310	27	2:07.733	2:18.050	92	1 LAP	2:39.965	62	1 LAP	2:32.802	75	1 LAP	2:30.786
75	1 LAP	4:03.575	85	2:08.025	2:17.194	17	1:38.569	2:23.734	17	1:46.465	2:24.376	17	1:53.919	2:24.145
92	1 LAP	2:41.740	69	2:08.117	2:17.711	33	1:45.532	2:22.010	16	1:54.290	2:23.691	62	1 LAP	2:33.330
62	1 LAP	2:35.842	38	2:08.886	2:17.792	16	1:47.079	4:20.499	37	2 LAPS	2:48.266	16	2:00.389	2:22.790
			37	2 LAPS	2:50.617	36	2:12.526	2:26.827	92	1 LAP	2:38.353			
			75	1 LAP	2:26.975									
			9	2:23.797	2:18.562									
			62	1 LAP	2:33.241									
			92	1 LAP	2:38.449									
			52	2:42.388	2:19.868									
			17	2:51.647	2:23.602									
			33	3:00.334	2:22.764									
			36	3:22.511	2:26.341									
			7	3:24.625	2:32.949									
			50	3:26.487	2:32.710									

Jack Sears Trophy sponsored by Classic & Sports Car For Racing Saloons LAP CHART

(contd.)

Lap 16			Lap 17			Lap 18			Lap 19			Lap 20		
No	Behind	Laptime	No	Behind	Laptime	No	Behind	Laptime	No	Behind	Laptime	No	Behind	Laptime
28		2:16.364	28		2:15.756									
92	2 LAPS	2:38.245	2	5.700	2:15.860									
2	5.596	2:16.343	31	15.244	2:19.287									
37	3 LAPS	2:47.174	36	1 LAP	2:24.753									
31	11.713	2:19.234	92	2 LAPS	2:37.612									
36	1 LAP	2:24.733	33	1 LAP	2:24.819									
33	1 LAP	2:38.564	57	35.647	2:20.185									
50	1 LAP	2:28.173	23	40.125	2:18.366									
67	1 LAP	2:26.098	50	1 LAP	2:28.637									
57	31.218	2:18.775	67	1 LAP	2:29.429									
34	31.628	2:17.014	37	3 LAPS	2:52.301									
7	1 LAP	2:31.503	3	4 LAPS	2:24.714									
23	37.515	2:16.744	34	50.914	2:35.042									
3	4 LAPS	2:24.537	7	1 LAP	2:31.154									
49	53.421	2:24.218	69	58.923	2:18.439									
69	56.240	2:18.641	27	59.445	2:18.553									
27	56.648	2:18.364	49	1:00.760	2:23.095									
38	58.521	2:18.758	38	1:01.214	2:18.449									
14	2 LAPS	2:28.429	14	2 LAPS	2:27.530									
84	1 LAP	2:27.602	84	1 LAP	2:28.189									
52	1:40.257	2:20.745	52	1:46.838	2:22.337									
75	1 LAP	2:31.147	17	2:07.715	2:22.021									
17	2:01.450	2:23.895	75	1 LAP	2:30.213									
16	2:05.190	2:21.165	16	2:10.312	2:20.878									
62	1 LAP	2:33.705												