



# 40th Anniversary MEETING

**Silverstone Historic Circuit**

**20th & 21st May 2006**



**Results Provided by MST Sports Timing Ltd**  
***[www.msttiming.com](http://www.msttiming.com)***

# HSCC - Historic Formula Junior

## QUALIFYING

POS	NO	CL	NAME	NAT	ENTRY	TIME	LAPS	GAP	MPH
1	69	C2	Mark GILLIES		Lotus 20	1:27.653	11		67.31
2	51	C2	Michael HIBBERD		Lotus 27	1:28.522	11	0.869	66.65
3	11	A2	John TRUSLOVE		Lola MK2	1:28.596	10	0.943	66.59
4	84	C2	Mark WOODHOUSE		Lotus 20	1:28.667	11	1.014	66.54
5	77	C2	Steve SMITH		Cooper T59	1:29.394	11	1.741	66.00
6	14	A2	Crispian BESLEY		Elva 100	1:30.622	11	2.969	65.11
7	41	B	Chaz JONES		Cooper T56	1:32.336	10	4.683	63.90
8	62	C2	Simon ARMER		Cooper T59	1:32.576	10	4.923	63.73
9	79	C2	Andrew HIBBERD		Lotus 22	1:32.721	9	5.068	63.63
10	66	C2	Alexander MORTON		Ausper T3	1:34.146	10	6.493	62.67
11	7	A2	Iain ROWLEY		Alexis HF1	1:34.453	8	6.800	62.46
12	78	C2	Paul SMEETH		Lotus 22	1:34.897	10	7.244	62.17
13	29	A2	William GRIMSHAW		Moorland Mk1	1:35.164	9	7.511	62.00
14	21	A1	Peter MULLEN		OSCA	1:35.277	10	7.624	61.92
15	97	B	John SYKES		Lotus 20	1:36.124	10	8.471	61.38
16	3	A2	Clive WILSON		Lola Mk2	1:36.209	10	8.556	61.32
17	83	C2	Barry WESTMORELAND		Lotus 22	1:36.719	10	9.066	61.00
18	95	C2	David BRAND		Lotus 22	1:38.653	10	11.000	59.81
19	48	B	Keith BLANSHARD		Fafnir FJ	1:41.279	9	13.626	58.25
20	42	B	Simon HAMILTON		Lotus 18 FJ	1:41.404	9	13.751	58.18
21	88	C1	Paul DAVIS		Lotus 20	1:42.404	9	14.751	57.61
22	19	A2	Michael KETCHER		Elva 100	1:43.367	9	15.714	57.08

Weather / Track : Cloudy / Damp

These results are provisional until the conclusion of any judicial and technical matters.

Silverstone

Circuit Length = 1.6390 miles.

Start: 09:00 End: 09:15

Clerk of Course:

Stewards:

Timekeeper:

## HSCC - Historic Formula Junior LAP ANALYSIS - QUALIFYING

<b>3</b>	<b>Clive WILSON</b>	Lola Mk2
1 - X:00.000	6 - 1:37.873	
2 - 1:47.849	7 - 1:36.803	
3 - 1:43.963	8 - <b>1:36.209</b>	
4 - 1:39.762	9 - 1:37.358	
5 - 1:42.845	10 - 1:37.100	
<b>7</b>	<b>Iain ROWLEY</b>	Alexis HF1
1 - X:00.000	6 - <b>1:34.453</b>	
2 - 1:40.223	7 - 1:35.108	
3 - 1:51.281P	8 - 1:36.318	
4 - 4:59.480		
5 - 1:37.792		
<b>11</b>	<b>John TRUSLOVE</b>	Lola MK2
1 - X:00.000	6 - 1:31.374	
2 - 1:42.936	7 - 1:28.660	
3 - 1:51.540	8 - <b>1:28.596</b>	
4 - 1:43.085	9 - 1:29.874	
5 - 1:32.025	10 - 1:31.553	
<b>14</b>	<b>Crispian BESLEY</b>	Elva 100
1 - X:00.000	6 - <b>1:30.622</b>	11 - 1:35.258
2 - 1:34.285	7 - 1:30.849	
3 - 1:33.131	8 - 1:31.958	
4 - 1:31.388	9 - 1:32.707	
5 - 1:31.347	10 - 1:32.745	
<b>19</b>	<b>Michael KETCHER</b>	Elva 100
1 - X:00.000	6 - <b>1:43.367</b>	
2 - 1:54.533	7 - 1:58.141	
3 - 1:51.031	8 - 1:44.641	
4 - 1:46.274	9 - 2:05.498P	
5 - 1:46.639		
<b>21</b>	<b>Peter MULLEN</b>	OSCA
1 - X:00.000	6 - 1:36.936	
2 - 1:40.222	7 - 1:37.799	
3 - 1:51.635	8 - 1:35.923	
4 - 1:38.013	9 - 1:37.000	
5 - 1:35.835	10 - <b>1:35.277</b>	
<b>29</b>	<b>William GRIMSHAW</b>	Moorland Mk1
1 - X:00.000	6 - 1:51.047	
2 - 1:47.461	7 - <b>1:35.164</b>	
3 - 1:51.120	8 - 2:23.150	
4 - 1:48.109	9 - 1:35.542	
5 - 1:36.629		

# HSCC - Historic Formula Junior

## LAP ANALYSIS - QUALIFYING

(contd.)

<b>41</b>	<b>Chaz JONES</b>	Cooper T56
1 - X:00.000	6 - 1:32.993	
2 - 1:42.176	7 - 1:32.689	
3 - 1:37.811	8 - <b>1:32.336</b>	
4 - 1:34.875	9 - 1:35.714	
5 - 1:33.242	10 - 1:35.578	
<b>42</b>	<b>Simon HAMILTON</b>	Lotus 18 FJ
1 - X:00.000	6 - <b>1:41.404</b>	
2 - 1:45.859	7 - 1:42.403	
3 - 1:49.283	8 - 1:42.231	
4 - 1:44.183	9 - 1:59.518P	
5 - 1:46.732		
<b>48</b>	<b>Keith BLANSHARD</b>	Fafnir FJ
1 - X:00.000	6 - 1:48.746	
2 - 1:52.777	7 - 1:45.757	
3 - 1:52.548	8 - 1:46.638	
4 - 1:46.183	9 - <b>1:41.279</b>	
5 - 1:58.266		
<b>51</b>	<b>Michael HIBBERD</b>	Lotus 27
1 - X:00.000	6 - 1:29.134	11 - 1:29.808
2 - 1:33.143	7 - <b>1:28.522</b>	
3 - 1:33.873	8 - 1:29.297	
4 - 1:29.324	9 - 1:28.786	
5 - 1:29.263	10 - 1:29.427	
<b>62</b>	<b>Simon ARMER</b>	Cooper T59
1 - X:00.000	6 - 1:34.226	
2 - 1:37.796	7 - <b>1:32.576</b>	
3 - 1:37.644	8 - 1:32.904	
4 - 1:34.042	9 - 1:36.515	
5 - 1:34.296	10 - 1:37.339	
<b>66</b>	<b>Alexander MORTON</b>	Ausper T3
1 - X:00.000	6 - 1:40.347	
2 - 1:49.440	7 - 1:37.859	
3 - 1:48.235	8 - <b>1:34.146</b>	
4 - 1:42.222	9 - 1:35.873	
5 - 1:38.009	10 - 1:37.236	
<b>69</b>	<b>Mark GILLIES</b>	Lotus 20
1 - X:00.000	6 - 1:28.142	11 - 1:28.606
2 - 1:36.421	7 - 1:28.708	
3 - 1:29.599	8 - 1:29.643	
4 - 1:29.653	9 - <b>1:27.653</b>	
5 - 1:36.584	10 - 1:28.463	

# HSCC - Historic Formula Junior

## LAP ANALYSIS - QUALIFYING

(contd.)

<b>77</b>	<b>Steve SMITH</b>	Cooper T59
1 - X:00.000	6 - 1:29.715	11 - 1:30.385
2 - 1:37.940	7 - 1:29.494	
3 - 1:33.556	8 - 1:34.414	
4 - <b>1:29.394</b>	9 - 1:31.033	
5 - 1:31.872	10 - 1:29.852	
<b>78</b>	<b>Paul SMEETH</b>	Lotus 22
1 - X:00.000	6 - 1:35.755	
2 - 1:42.302	7 - <b>1:34.897</b>	
3 - 1:38.211	8 - 1:36.508	
4 - 1:49.346	9 - 1:47.361	
5 - 1:36.529	10 - 1:35.543	
<b>79</b>	<b>Andrew HIBBERD</b>	Lotus 22
1 - X:00.000	6 - 1:42.063P	
2 - 1:37.469	7 - 1:56.000P	
3 - 1:44.357	8 - 2:44.456	
4 - <b>1:32.721</b>	9 - 1:33.366	
5 - 1:38.997		
<b>83</b>	<b>Barry WESTMORELAND</b>	Lotus 22
1 - X:00.000	6 - 1:37.472	
2 - 2:05.868	7 - 1:38.035	
3 - 1:42.196	8 - 1:37.018	
4 - 1:43.997	9 - 1:36.897	
5 - 1:40.735	10 - <b>1:36.719</b>	
<b>84</b>	<b>Mark WOODHOUSE</b>	Lotus 20
1 - X:00.000	6 - 1:29.199	11 - 1:29.395
2 - 1:40.032	7 - 1:32.100	
3 - 1:33.333	8 - 1:29.435	
4 - 1:30.507	9 - <b>1:28.667</b>	
5 - 1:29.800	10 - 1:29.541	
<b>88</b>	<b>Paul DAVIS</b>	Lotus 20
1 - X:00.000	6 - 1:59.025	
2 - 1:48.062	7 - 1:44.705	
3 - 1:47.880	8 - 1:43.699	
4 - 1:45.768	9 - 1:42.616	
5 - <b>1:42.404</b>		
<b>95</b>	<b>David BRAND</b>	Lotus 22
1 - X:00.000	6 - 1:39.816	
2 - 1:48.498	7 - <b>1:38.653</b>	
3 - 1:44.130	8 - 1:40.334	
4 - 1:42.110	9 - 1:40.071	
5 - 1:44.414	10 - 1:40.641	

**HSCC - Historic Formula Junior  
LAP ANALYSIS - QUALIFYING**

(contd.)

<b>97</b>	<b>John SYKES</b>	Lotus 20
1 - X:00.000	6 - 1:38.013	
2 - 1:43.208	7 - 1:36.511	
3 - 1:46.833	8 - 1:37.266	
4 - 1:41.820	9 - <b>1:36.124</b>	
5 - 1:39.440	10 - 1:36.302	

# HSCC - Historic Formula Junior

## AMENDED GRID - RACE 1

ROW 11	1:43.367 19 KETCHER	1:42.404 88 DAVIS
ROW 10	1:41.404 42 HAMILTON	1:41.279 48 BLANSHARD
ROW 9	1:38.653 95 BRAND	1:36.719 83 WESTMORELAND
ROW 8	1:36.209 3 WILSON	1:36.124 97 SYKES
ROW 7	1:35.277 21 MULLEN	1:35.164 29 GRIMSHAW
ROW 6	1:34.897 78 SMEETH	1:34.453 7 ROWLEY
ROW 5	1:34.146 66 MORTON	1:32.721 79 HIBBERD
ROW 4	1:32.576 62 ARMER	1:32.336 41 JONES
ROW 3	1:30.622 14 BESLEY	1:29.394 77 SMITH
ROW 2	1:28.667 84 WOODHOUSE	1:28.596 11 TRUSLOVE
ROW 1	1:28.522 51 HIBBERD	1:27.653 69 GILLIES
<b>POLE</b>		

Weather / Track : Cloudy / Damp

These results are provisional until the conclusion of any judicial and technical matters.

Silverstone  
Circuit Length = 1.6390 miles.  
Start: 09:00 End: 09:15

Clerk of Course:

Stewards:

Timekeeper:

# HSCC - Historic Formula Junior

## CLASSIFICATION - RACE 1

POS	NO	CL	NAME	NAT	ENTRY	TIME	LAPS	GAP	MPH	BEST
1	51	C2	Michael HIBBERD		Lotus 27	20:36.111	18		86.06	1:06.356
2	84	C2	Mark WOODHOUSE		Lotus 20	20:39.455	18	3.344	85.83	1:06.748
3	69	C2	Mark GILLIES		Lotus 20	20:55.829	18	19.718	84.71	1:08.097
4	78	C2	Paul SMEETH		Lotus 22	20:58.577	18	22.466	84.52	1:07.693
5	79	C2	Andrew HIBBERD		Lotus 22	21:04.614	18	28.503	84.12	1:08.449
6	62	C2	Simon ARMER		Cooper T59	21:24.713	18	48.602	82.80	1:09.642
7	83	C2	Barry WESTMORELAND		Lotus 22	21:25.027	18	48.916	82.78	1:09.234
8	11	A2	John TRUSLOVE		Lola MK2	20:57.142	17	1 LAP	79.93	1:11.747
9	29	A2	William GRIMSHAW		Moorland Mk1	21:00.420	17	1 LAP	79.72	1:12.577
10	14	A2	Crispian BESLEY		Elva 100	21:02.593	17	1 LAP	79.58	1:13.010
11	95	C2	David BRAND		Lotus 22	21:27.061	17	1 LAP	78.07	1:13.828
12	97	B	John SYKES		Lotus 20	21:30.306	17	1 LAP	77.87	1:10.863
13	88	C1	Paul DAVIS		Lotus 20	21:48.286	17	1 LAP	76.80	1:14.437
14	66	C2	Alexander MORTON		Ausper T3	20:47.165	16	2 LAPS	75.83	1:15.459
15	21	A1	Peter MULLEN		OSCA	20:50.469	16	2 LAPS	75.63	1:15.832
16	7	A2	Iain ROWLEY		Alexis HF1	21:21.093	16	2 LAPS	73.83	1:17.819
17	48	B	Keith BLANSHARD		Fafnir FJ	21:19.298	15	3 LAPS	69.32	1:21.831

### NOT CLASSIFIED

41	B	Chaz JONES	Cooper T56	18:57.620	15	D.N.F.	77.95	1:12.197
42	B	Simon HAMILTON	Lotus 18 FJ	16:44.394	12	D.N.F.	70.67	1:15.906
77	C2	Steve SMITH	Cooper T59	21:21.140	10	N.C.F.	46.19	1:07.986

### FASTEST LAP

51	C2	Michael HIBBERD	Lotus 27	1:06.356	9	88.92mph	143.10kph
97	B	John SYKES	Lotus 20	1:10.863	16	83.26mph	134.00kph
11	A2	John TRUSLOVE	Lola MK2	1:11.747	5	82.23mph	132.35kph
88	C1	Paul DAVIS	Lotus 20	1:14.437	16	79.26mph	127.56kph
21	A1	Peter MULLEN	OSCA	1:15.832	16	77.80mph	125.22kph

Weather / Track : Cloudy / Dry

These results are provisional until the conclusion of any judicial and technical matters.

Silverstone

Circuit Length = 1.6390 miles.

Start: 12:56 End: 13:17

Clerk of Course:

Stewards:

Timekeeper:



# HSCC - Historic Formula Junior

## LAP CHART - RACE 1

Lap 1			Lap 2			Lap 3			Lap 4			Lap 5		
No	Behind	Laptime	No	Behind	Laptime	No	Behind	Laptime	No	Behind	Laptime	No	Behind	Laptime
84		1:16.742	51		1:07.764	51		1:06.914	51		1:06.611	51		1:07.487
51	0.349	1:17.091	84	0.257	1:08.370	84	2.155	1:08.812	84	3.675	1:08.131	84	3.960	1:07.772
69	0.994	1:17.736	69	1.650	1:08.769	69	3.306	1:08.570	69	4.792	1:08.097	69	5.440	1:08.135
77	1.283	1:18.025	77	2.399	1:09.229	77	3.657	1:08.172	77	5.032	1:07.986	77	5.580	1:08.035
79	2.156	1:18.898	79	5.504	1:11.461	79	7.967	1:09.377	79	9.922	1:08.566	48	1 LAP	1:24.036
11	5.012	1:21.754	78	8.133	1:09.475	78	10.142	1:08.923	78	11.788	1:08.257	79	10.884	1:08.449
62	6.178	1:22.920	62	9.493	1:11.428	62	12.702	1:10.123	62	16.120	1:10.029	78	12.097	1:07.796
14	6.385	1:23.127	11	10.479	1:13.580	83	15.228	1:11.243	83	19.202	1:10.585	62	18.275	1:09.642
78	6.771	1:23.513	83	10.899	1:11.978	11	16.189	1:12.624	11	22.365	1:12.787	83	22.379	1:10.664
83	7.034	1:23.776	14	12.790	1:14.518	14	19.053	1:13.177	14	25.452	1:13.010	11	26.625	1:11.747
41	7.964	1:24.706	41	14.628	1:14.777	41	21.028	1:13.314	41	27.369	1:12.952	14	31.445	1:13.480
29	9.219	1:25.961	29	14.870	1:13.764	29	22.067	1:14.111	29	28.920	1:13.464	41	32.079	1:12.197
95	10.832	1:27.574	95	18.413	1:15.694	95	26.259	1:14.760	95	33.624	1:13.976	29	34.464	1:13.031
42	14.944	1:31.686	88	26.051	1:18.681	88	34.546	1:15.409	88	43.853	1:15.918	95	40.054	1:13.917
88	15.483	1:32.225	21	27.109	1:18.899	21	36.491	1:16.296	21	45.929	1:16.049	88	51.789	1:15.423
21	16.323	1:33.065	7	27.969	1:19.571	66	38.789	1:16.616	66	50.100	1:17.922	21	55.152	1:16.710
7	16.511	1:33.253	66	29.087	1:17.889	7	39.277	1:18.222	7	51.214	1:18.548	66	59.229	1:16.616
66	19.311	1:36.053	42	32.523	1:25.692	42	44.608	1:18.999	42	56.592	1:18.595	7	1:01.546	1:17.819
48	25.774	1:42.516	48	42.956	1:25.295	97	54.761	1:15.804	97	1:02.683	1:14.533	42	1:06.450	1:17.345
97	37.611	1:54.353	97	45.871	1:16.373	48	1:00.412	1:24.370						

Weather / Track : Cloudy / Dry

msttiming.com

Page 1 of 4

Silverstone  
 Circuit Length = 1.6390 miles.  
 Start: 12:56 End: 13:17  
 Printed - 13:20 Saturday, 20 May 2006

# HSCC - Historic Formula Junior

## LAP CHART - RACE 1

(contd.)

Lap 6			Lap 7			Lap 8			Lap 9			Lap 10		
No	Behind	Laptime	No	Behind	Laptime	No	Behind	Laptime	No	Behind	Laptime	No	Behind	Laptime
51		1:06.944	51		1:06.939	51		1:07.248	51		1:06.356	51		1:07.626
97	1 LAP	1:12.106	66	1 LAP	1:18.044	88	1 LAP	1:16.061	84	7.716	1:06.748	95	1 LAP	1:15.145
84	5.257	1:08.241	97	1 LAP	1:12.212	84	7.324	1:08.506	88	1 LAP	1:15.418	84	7.717	1:07.627
77	6.681	1:08.045	7	1 LAP	1:18.216	21	1 LAP	1:16.710	69	11.558	1:08.295	48	2 LAPS	1:26.852
69	7.126	1:08.630	84	6.066	1:07.748	69	9.619	1:08.222	97	1 LAP	1:11.574	69	12.367	1:08.435
79	12.389	1:08.449	69	8.645	1:08.458	97	1 LAP	1:11.990	78	17.748	1:08.563	78	18.418	1:08.296
78	12.846	1:07.693	42	1 LAP	1:17.815	66	1 LAP	1:16.880	79	18.660	1:08.988	88	1 LAP	1:16.080
62	21.632	1:10.301	78	14.216	1:08.309	78	15.541	1:08.573	21	1 LAP	1:18.117	97	1 LAP	1:11.797
83	25.798	1:10.363	79	14.463	1:09.013	79	16.028	1:08.813	66	1 LAP	1:16.073	79	19.897	1:08.863
48	1 LAP	1:22.831	62	24.803	1:10.110	7	1 LAP	1:18.488	7	1 LAP	1:18.004	21	1 LAP	1:18.235
11	32.029	1:12.348	83	29.521	1:10.662	42	1 LAP	1:19.117	62	32.372	1:10.557	66	1 LAP	1:15.629
41	38.109	1:12.974	11	37.750	1:12.660	62	28.171	1:10.616	42	1 LAP	1:17.375	62	35.789	1:11.043
14	38.729	1:14.228	48	1 LAP	1:21.831	83	32.728	1:10.455	83	37.141	1:10.769	83	39.497	1:09.982
29	40.537	1:13.017	41	44.473	1:13.303	77	1 LAP	2:43.368P	11	50.128	1:12.658	7	1 LAP	1:18.433
95	47.181	1:14.071	14	44.911	1:13.121	11	43.826	1:13.324	41	56.474	1:12.950	42	1 LAP	1:15.906
88	1:00.041	1:15.196	29	46.368	1:12.770	41	49.880	1:12.655	14	57.517	1:13.113	11	56.293	1:13.791
21	1:04.800	1:16.592	95	55.259	1:15.017	14	50.760	1:13.097	29	58.248	1:12.577	41	1:02.156	1:13.308
						29	52.027	1:12.907				14	1:03.056	1:13.165
						48	1 LAP	1:24.986				29	1:03.425	1:12.803
						95	1:03.575	1:15.564						

Weather / Track : Cloudy / Dry

msttiming.com

Page 2 of 4

Silverstone  
Circuit Length = 1.6390 miles.  
Start: 12:56 End: 13:17

Printed - 13:20 Saturday, 20 May 2006

**HSCC - Historic Formula Junior  
LAP CHART - RACE 1**

(contd.)

Lap 11			Lap 12			Lap 13			Lap 14			Lap 15		
No	Behind	Laptime	No	Behind	Laptime	No	Behind	Laptime	No	Behind	Laptime	No	Behind	Laptime
51		1:07.273	51		1:10.539	51		1:10.442	51		1:09.781	51		1:09.443
84	8.501	1:08.057	29	1 LAP	1:14.648	29	1 LAP	1:14.964	7	2 LAPS	1:20.172	48	3 LAPS	1:22.448
95	1 LAP	1:16.115	41	1 LAP	1:17.291	14	1 LAP	1:15.549	11	1 LAP	1:14.237	84	5.436	1:09.719
69	15.428	1:10.334	84	6.818	1:08.856	84	5.113	1:08.737	84	5.160	1:09.828	11	1 LAP	1:14.979
78	20.313	1:09.168	69	16.839	1:11.950	41	1 LAP	1:17.015	29	1 LAP	1:13.058	29	1 LAP	1:13.485
79	22.487	1:09.863	95	1 LAP	1:16.016	69	16.915	1:10.518	14	1 LAP	1:13.490	14	1 LAP	1:13.395
97	1 LAP	1:12.830	78	22.330	1:12.556	78	22.658	1:10.770	41	1 LAP	1:17.949	7	2 LAPS	1:19.912
48	2 LAPS	1:23.429	79	23.826	1:11.878	95	1 LAP	1:16.179	69	17.022	1:09.888	69	17.058	1:09.479
88	1 LAP	1:15.894	97	1 LAP	1:21.451	79	24.993	1:11.609	78	24.302	1:11.425	78	23.818	1:08.959
66	1 LAP	1:15.925	88	1 LAP	1:19.213	97	1 LAP	1:13.641	79	25.026	1:09.814	79	24.038	1:08.455
62	39.973	1:11.457	62	43.308	1:13.874	88	1 LAP	1:16.820	95	1 LAP	1:14.206	41	1 LAP	1:20.057
21	1 LAP	1:18.829	83	44.869	1:13.126	62	44.435	1:11.569	97	1 LAP	1:13.479	95	1 LAP	1:14.638
83	42.282	1:10.058	48	2 LAPS	1:28.139	83	45.376	1:10.949	42	2 LAPS	2:00.499P	62	46.195	1:09.675
7	1 LAP	1:19.535	66	1 LAP	1:18.366	66	1 LAP	1:16.624	62	45.963	1:11.309	97	1 LAP	1:13.244
42	1 LAP	1:18.874	21	1 LAP	1:18.724	21	1 LAP	1:17.118	83	46.736	1:11.141	83	47.286	1:09.993
11	1:04.158	1:15.138	7	1 LAP	1:21.261	48	2 LAPS	1:24.496	88	1 LAP	1:15.979	88	1 LAP	1:15.002
14	1:10.409	1:14.626	42	1 LAP	1:22.491				66	1 LAP	1:16.699	66	1 LAP	1:15.812
			11	1:09.163	1:15.544				21	1 LAP	1:16.009			

Weather / Track : Cloudy / Dry

**HSCC - Historic Formula Junior  
LAP CHART - RACE 1**

(contd.)

Lap 16			Lap 17			Lap 18			Lap 19			Lap 20		
No	Behind	Laptime	No	Behind	Laptime	No	Behind	Laptime	No	Behind	Laptime	No	Behind	Laptime
51		1:09.468	51		1:09.633	51		1:08.552						
21	2 LAPS	1:16.748	84	3.982	1:08.600	84	3.344	1:07.914						
84	5.015	1:09.047	66	2 LAPS	1:16.558	66	2 LAPS	1:15.459						
11	1 LAP	1:13.406	21	2 LAPS	1:16.536	21	2 LAPS	1:15.832						
48	3 LAPS	1:22.257	11	1 LAP	1:13.661	69	19.718	1:09.715						
29	1 LAP	1:13.313	69	18.555	1:10.399	11	1 LAP	1:12.904						
14	1 LAP	1:13.549	29	1 LAP	1:13.325	78	22.466	1:08.798						
69	17.789	1:10.199	14	1 LAP	1:14.211	29	1 LAP	1:13.222						
7	2 LAPS	1:18.614	78	22.220	1:08.844	14	1 LAP	1:13.737						
78	23.009	1:08.659	79	22.414	1:08.766	79	28.503	1:14.641						
79	23.281	1:08.711	48	3 LAPS	1:22.007	48	3 LAPS	1:23.805						
77	8 LAPS	9:14.002	7	2 LAPS	1:19.742	7	2 LAPS	1:21.303						
41	1 LAP	1:22.172	77	8 LAPS	1:12.841	77	8 LAPS	1:11.437						
95	1 LAP	1:15.610	95	1 LAP	1:13.828	62	48.602	1:10.137						
62	46.960	1:10.233	62	47.017	1:09.690	83	48.916	1:09.234						
83	48.332	1:10.514	83	48.234	1:09.535	95	1 LAP	1:14.751						
97	1 LAP	1:11.902	97	1 LAP	1:10.863	97	1 LAP	1:12.154						
88	1 LAP	1:14.978	88	1 LAP	1:14.437	88	1 LAP	1:15.552						

Weather / Track : Cloudy / Dry

## HSCC - European F2 QUALIFYING

POS	NO	CL	NAME	NAT	ENTRY	TIME	LAPS	GAP	MPH
1	9	C	Christian FISCHER		Chevron B35	1:10.638	17		83.53
2	1	C	Philip HARPER		Ralt RT1	1:10.794	17	0.156	83.34
3	2	C	Chris ALFORD		March 762	1:11.443	15	0.805	82.58
4	17	A	Walter HOFFMAN		March 712M	1:11.449	15	0.811	82.58
5	60	A	Bob JUGGINS		Lola T240	1:11.859	16	1.221	82.11
6	77	B	Amanda WHITAKER		Chevron B34	1:13.507	15	2.869	80.27
7	47	A	Simon PERKINS		March 712	1:14.967	16	4.329	78.70
8	7	C	Chris SHARPLES		Chevron B29	1:15.491	16	4.853	78.16
9	27	A	James MURRAY		Brabham BT36	1:15.647	13	5.009	77.99
10	16	B	Wolfgang MATHAI		Toj	1:18.669	12	8.031	75.00
11	5	A	Mike BARNBY		Modus M7	1:19.308	15	8.670	74.39
12	50	A	Paul BASON		March 712	1:20.349	14	9.711	73.43
13	24	B	James LEDAMUN		Ralt RT1	1:20.934	11	10.296	72.90
14	73	C	Nick OVERALL		Lyncar 001	1:22.070	10	11.432	71.89
15	23	B	Thierry DE MORTIER		Brabham BT23	1:31.641	13	21.003	64.38
16	37	A	Lincoln SMALL		Brabham BT30	1:32.117	13	21.479	64.05

Car 37 - No Transponder, please fit.

Weather / Track : Cloudy / Damp

These results are provisional until the conclusion of any judicial and technical matters.

Silverstone

Circuit Length = 1.6390 miles.

Start: 09:19 End: 09:39

Clerk of Course:

Stewards:

Timekeeper:

# HSCC - European F2

## LAP ANALYSIS - QUALIFYING

<b>1</b>	<b>Philip HARPER</b>	Ralt RT1					
1 -	3:19.785	6 -	1:18.328	11 -	1:14.260	16 -	1:12.323
2 -	1:29.125	7 -	1:14.386	12 -	1:14.121	17 -	<b>1:10.794</b>
3 -	1:20.383	8 -	1:15.561	13 -	1:14.200		
4 -	1:15.976	9 -	1:14.858	14 -	1:19.005		
5 -	1:12.934	10 -	1:13.449	15 -	1:13.472		
<b>2</b>	<b>Chris ALFORD</b>	March 762					
1 -	5:22.214P	6 -	1:13.623	11 -	1:12.153		
2 -	1:36.555	7 -	1:14.814	12 -	1:12.640		
3 -	1:16.564	8 -	1:13.676	13 -	1:12.777		
4 -	1:15.067	9 -	1:13.876	14 -	<b>1:11.443</b>		
5 -	1:14.267	10 -	1:13.416	15 -	1:13.420		
<b>5</b>	<b>Mike BARNBY</b>	Modus M7					
1 -	3:11.337	6 -	1:21.697	11 -	1:23.069		
2 -	1:35.296	7 -	1:20.891	12 -	1:21.994		
3 -	1:26.759	8 -	1:22.264	13 -	1:23.866		
4 -	1:27.757	9 -	1:20.867	14 -	<b>1:19.308</b>		
5 -	1:21.735	10 -	1:22.643	15 -	1:19.384		
<b>7</b>	<b>Chris SHARPLES</b>	Chevron B29					
1 -	3:12.821	6 -	1:19.035	11 -	1:16.330	16 -	1:16.530
2 -	1:27.003	7 -	1:18.850	12 -	<b>1:15.491</b>		
3 -	1:21.061	8 -	1:17.504	13 -	1:15.543		
4 -	1:18.662	9 -	1:17.363	14 -	1:15.549		
5 -	1:17.477	10 -	1:16.335	15 -	1:18.088		
<b>9</b>	<b>Christian FISCHER</b>	Chevron B35					
1 -	3:28.927	6 -	1:13.715	11 -	1:11.753	16 -	<b>1:10.638</b>
2 -	1:20.336	7 -	1:13.561	12 -	1:13.692	17 -	1:10.907
3 -	1:20.477	8 -	1:13.079	13 -	1:13.594		
4 -	1:16.095	9 -	1:12.474	14 -	1:12.175		
5 -	1:13.027	10 -	1:12.551	15 -	1:11.244		
<b>16</b>	<b>Wolfgang MATHAI</b>	Toj					
1 -	3:29.476	6 -	1:19.261	11 -	1:21.873		
2 -	1:27.382	7 -	1:19.737	12 -	<b>1:18.669</b>		
3 -	1:33.073	8 -	1:21.159				
4 -	1:20.793	9 -	1:43.621P				
5 -	1:25.256	10 -	5:31.974				

Car 37 - No Transponder, please fit.  
Weather / Track : Cloudy / Damp

# HSCC - European F2

## LAP ANALYSIS - QUALIFYING

(contd.)

<b>17</b>	<b>Walter HOFFMAN</b>	March 712M
1 -	3:14.061	6 - 1:17.419
2 -	1:26.173	7 - 1:15.209
3 -	1:18.900	8 - 1:14.977
4 -	1:18.141	9 - 1:14.671
5 -	1:15.992	10 - 1:36.884P
		11 - 3:18.800
		12 - 1:15.269
		13 - 1:12.064
		14 - 1:11.641
		15 - <b>1:11.449</b>
<b>23</b>	<b>Thierry DE MORTIER</b>	Brabham BT23
1 -	3:40.378	6 - 1:33.086
2 -	1:38.066	7 - 1:48.614
3 -	1:35.772	8 - 1:39.326
4 -	1:33.712	9 - 1:33.774
5 -	1:37.938	10 - 1:31.878
		11 - 1:50.428
		12 - 1:32.039
		13 - <b>1:31.641</b>
<b>24</b>	<b>James LEDAMUN</b>	Ralt RT1
1 -	3:09.448	6 - 1:28.174
2 -	1:39.932	7 - 1:25.038
3 -	1:32.155	8 - <b>1:20.934</b>
4 -	1:42.242P	9 - 1:24.376
5 -	6:12.006	10 - 1:22.947
		11 - 1:36.550P
<b>27</b>	<b>James MURRAY</b>	Brabham BT36
1 -	6:08.977	6 - 1:18.953
2 -	1:33.171P	7 - 1:18.031
3 -	2:50.435	8 - 1:19.015
4 -	1:19.023	9 - 1:17.256
5 -	1:19.854	10 - 1:16.839
		11 - 1:17.717
		12 - 1:15.686
		13 - <b>1:15.647</b>
<b>37</b>	<b>Lincoln SMALL</b>	Brabham BT30
1 -	3:28.754	6 - 1:33.681
2 -	1:41.794	7 - 1:37.517
3 -	1:38.586	8 - 1:38.247
4 -	1:37.521	9 - 1:34.595
5 -	1:37.007	10 - 1:32.803
		11 - <b>1:32.117</b>
		12 - 1:35.509
		13 - 1:34.417
<b>47</b>	<b>Simon PERKINS</b>	March 712
1 -	3:10.522	6 - 1:18.705
2 -	1:32.700	7 - 1:18.412
3 -	1:22.443	8 - 1:17.885
4 -	1:19.296	9 - 1:17.316
5 -	1:19.794	10 - 1:17.510
		11 - 1:20.294
		12 - 1:16.483
		13 - <b>1:14.967</b>
		14 - 1:16.315
		15 - 1:16.327
		16 - 1:16.418

Car 37 - No Transponder, please fit.  
Weather / Track : Cloudy / Damp

msttiming.com

Page 2 of 3

Silverstone  
Circuit Length = 1.6390 miles.  
Start: 09:19 End: 09:39  
Printed - 09:42 Saturday, 20 May 2006

# HSCC - European F2

## LAP ANALYSIS - QUALIFYING

(contd.)

<b>50</b>	<b>Paul BASON</b>	March 712	
1 - 4:40.633	6 - 1:22.790	11 - <b>1:20.349</b>	
2 - 1:33.874	7 - 1:22.840	12 - 1:22.793	
3 - 1:23.889	8 - 1:23.720	13 - 1:22.277	
4 - 1:23.084	9 - 1:21.693	14 - 1:24.037	
5 - 1:35.232	10 - 1:22.534		
<b>60</b>	<b>Bob JUGGINS</b>	Lola T240	
1 - 3:21.432	6 - 1:16.283	11 - 1:15.935	16 - 1:14.607
2 - 1:29.296	7 - 1:16.666	12 - 1:13.204	
3 - 1:24.602	8 - 1:14.994	13 - <b>1:11.859</b>	
4 - 1:23.396	9 - 1:15.145	14 - 1:12.022	
5 - 1:20.199	10 - 1:15.496	15 - 1:15.217	
<b>73</b>	<b>Nick OVERALL</b>	Lyncar 001	
1 - 3:30.533	6 - <b>1:22.070</b>		
2 - 1:40.269	7 - 1:23.091		
3 - 1:30.124	8 - 1:24.587		
4 - 1:27.629	9 - 1:26.585		
5 - 1:25.530	10 - 2:01.375P		
<b>77</b>	<b>Amanda WHITAKER</b>	Chevron B34	
1 - 3:00.041	6 - 1:15.676	11 - 1:13.914	
2 - 1:18.176	7 - 1:16.024	12 - 1:14.475	
3 - 1:15.315	8 - 1:15.900	13 - 1:14.540	
4 - 1:16.267	9 - 1:27.562P	14 - 1:14.802	
5 - 1:15.597	10 - 4:08.710	15 - <b>1:13.507</b>	

Car 37 - No Transponder, please fit.  
Weather / Track : Cloudy / Damp

msttiming.com

Page 3 of 3

Silverstone  
Circuit Length = 1.6390 miles.  
Start: 09:19 End: 09:39  
Printed - 09:42 Saturday, 20 May 2006



# HSCC - European F2

## AMENDED GRID - RACE 2

ROW 8	1:32.117 37 SMALL	1:31.641 23 DE MORTIER
ROW 7	1:22.070 73 OVERALL	1:20.934 24 LEDAMUN
ROW 6	1:20.349 50 BASON	1:19.308 5 BARNBY
ROW 5	1:18.669 16 MATHAI	1:15.647 27 MURRAY
ROW 4	1:15.491 7 SHARPLES	1:14.967 47 PERKINS
ROW 3	1:13.507 77 WHITAKER	1:11.859 60 JUGGINS
ROW 2	1:11.449 17 HOFFMAN	1:11.443 2 ALFORD
ROW 1	1:10.794 1 HARPER	1:10.638 9 FISCHER
<b>POLE</b>		

Weather / Track : Cloudy / Damp  
 These results are provisional until the conclusion of any judicial and technical matters.

Silverstone  
 Circuit Length = 1.6390 miles.  
 Start: 09:19 End: 09:39

Clerk of Course:	Stewards:	Timekeeper:
------------------	-----------	-------------

# HSCC - European F2

## CLASSIFICATION - RACE 2

POS	NO	CL	NAME	NAT	ENTRY	TIME	LAPS	GAP	MPH	BEST
1	1	C	<b>Philip HARPER</b>		Ralt RT1	25:10.797	26		101.65	56.805
2	9	C	<b>Christian FISCHER</b>		Chevron B35	25:28.792	26	17.995	100.46	57.467
3	60	A	<b>Bob JUGGINS</b>		Lola T240	26:03.836	26	53.039	98.21	57.435
4	2	C	<b>Chris ALFORD</b>		March 762	26:09.246	26	58.449	97.87	58.420
5	17	A	<b>Walter HOFFMAN</b>		March 712M	25:16.588	25	1 LAP	97.38	59.034
6	16	C	<b>Wolfgang MATHAI</b>		Toj	26:01.149	25	1 LAP	94.60	1:00.039
7	7	B	<b>Chris SHARPLES</b>		Chevron B29	26:04.776	25	1 LAP	94.38	1:00.232
8	77	B	<b>Amanda WHITAKER</b>		Chevron B34	26:05.651	25	1 LAP	94.32	1:00.296
9	5	C	<b>Mike BARNBY</b>		Modus M7	25:14.441	24	2 LAPS	93.62	1:00.533
10	50	A	<b>Paul BASON</b>		March 712	25:21.708	24	2 LAPS	93.17	1:00.133
11	14	B	<b>Chris BALL</b>		Brabham BT29	25:30.838	23	3 LAPS	88.76	1:04.000
12	73	B	<b>Nick OVERALL</b>		Lyncar 001	26:08.180	23	3 LAPS	86.65	1:06.083
13	37	A	<b>Lincoln SMALL</b>		Brabham BT30	25:44.103	22	4 LAPS	84.18	1:07.263
14	23	B	<b>Thierry DE MORTIER</b>		Brabham BT23	25:18.570	21	5 LAPS	81.71	1:07.328

### NOT CLASSIFIED

48	A	<b>Tim BARRINGTON</b>		Lola T240	18:03.364	17	D.N.F.	92.75	59.184
47	A	<b>Simon PERKINS</b>		March 712	7:26.305	7	D.N.F.	92.93	1:00.668
24	B	<b>James LEDAMUN</b>		Ralt RT1	7:43.224	7	D.N.F.	89.54	1:01.344
27	A	<b>James MURRAY</b>		Brabham BT36	1:43.270	1	D.N.F.	58.84	

### FASTEST LAP

1	C	<b>Philip HARPER</b>		Ralt RT1	56.805	5	103.87mph	167.16kph
60	A	<b>Bob JUGGINS</b>		Lola T240	57.435	6	102.73mph	165.33kph
7	B	<b>Chris SHARPLES</b>		Chevron B29	1:00.232	13	97.96mph	157.65kph

Weather / Track : Cloudy / Damp

These results are provisional until the conclusion of any judicial and technical matters.

Silverstone

Circuit Length = 1.6390 miles.

Start: 13:24 End: 13:49

Clerk of Course:

Stewards:

Timekeeper:

# HSCC - European F2

## LAP CHART

Lap 1			Lap 2			Lap 3			Lap 4			Lap 5		
No	Behind	Laptime	No	Behind	Laptime	No	Behind	Laptime	No	Behind	Laptime	No	Behind	Laptime
1		1:07.673	1		58.674	1		57.731	1		57.152	1		56.805
9	0.942	1:08.615	9	1.062	58.794	9	2.062	58.731	9	2.805	57.895	9	3.535	57.535
2	1.555	1:09.228	2	3.195	1:00.314	2	5.419	59.955	2	7.833	59.566	2	10.178	59.150
17	2.983	1:10.656	17	4.515	1:00.206	17	6.934	1:00.150	17	9.672	59.890	17	12.682	59.815
5	5.529	1:13.202	77	9.474	1:02.336	77	12.892	1:01.149	77	16.303	1:00.563	77	20.194	1:00.696
77	5.812	1:13.485	5	10.647	1:03.792	5	14.637	1:01.721	5	19.249	1:01.764	60	24.196	57.982
7	6.581	1:14.254	7	11.178	1:03.271	7	15.883	1:02.436	7	20.302	1:01.571	5	24.341	1:01.897
47	7.114	1:14.787	47	13.062	1:04.622	47	17.337	1:02.006	47	20.853	1:00.668	47	25.037	1:00.989
50	9.083	1:16.756	50	14.097	1:03.688	50	19.349	1:02.983	60	23.019	58.388	7	25.452	1:01.955
16	9.788	1:17.461	16	14.773	1:03.659	16	19.817	1:02.775	50	24.686	1:02.489	16	29.318	1:01.299
73	11.947	1:19.620	48	20.719	1:05.889	60	21.783	58.611	16	24.824	1:02.159	50	30.159	1:02.278
37	13.153	1:20.826	60	20.903	1:01.975	48	26.189	1:03.201	48	30.489	1:01.452	48	34.845	1:01.161
48	13.504	1:21.177	73	21.796	1:08.523	24	29.828	1:04.268	24	35.088	1:02.412	24	40.555	1:02.272
24	15.270	1:22.943	24	23.291	1:06.695	73	31.365	1:07.300	73	40.857	1:06.644	73	52.337	1:08.285
14	15.756	1:23.429	37	23.707	1:09.228	37	34.488	1:08.512	14	45.503	1:08.041	14	54.254	1:05.556
23	17.566	1:25.239	14	24.930	1:07.848	14	34.614	1:07.415	37	46.417	1:09.081			
60	17.602	1:25.275	23	28.772	1:09.880	23	39.258	1:08.217	23	49.434	1:07.328			
27	35.597	1:43.270P												

Weather / Track : Cloudy / Damp

Silverstone

Circuit Length = 1.6390 miles.

Start: 13:24 End: 13:49

# HSCC - European F2

## LAP CHART

(contd.)

Lap 6			Lap 7			Lap 8			Lap 9			Lap 10		
No	Behind	Laptime	No	Behind	Laptime	No	Behind	Laptime	No	Behind	Laptime	No	Behind	Laptime
1		57.717	1		57.333	1		57.501	1		57.023	1		57.343
37	1 LAP	1:08.825	9	4.234	58.013	9	4.889	58.156	9	5.333	57.467	9	5.646	57.656
23	1 LAP	1:07.816	14	1 LAP	1:05.743	14	1 LAP	1:06.157	2	17.726	59.579	2	19.159	58.776
9	3.554	57.736	73	1 LAP	1:08.628	73	1 LAP	1:06.319	17	22.154	59.557	17	23.845	59.034
2	11.250	58.789	37	1 LAP	1:08.651	2	15.170	59.864	14	1 LAP	1:07.596	60	28.814	58.361
17	15.254	1:00.289	2	12.807	58.890	17	19.620	59.282	73	1 LAP	1:08.321	14	1 LAP	1:05.194
77	23.136	1:00.659	23	1 LAP	1:08.415	37	1 LAP	1:08.546	60	27.796	1:00.084	73	1 LAP	1:06.083
60	23.914	57.435	17	17.839	59.918	23	1 LAP	1:08.393	77	34.087	1:00.909	77	37.040	1:00.296
5	28.558	1:01.934	60	24.323	57.742	60	24.735	57.913	37	1 LAP	1:09.753	37	1 LAP	1:07.701
47	28.983	1:01.663	77	26.906	1:01.103	77	30.201	1:00.796	23	1 LAP	1:09.122	5	46.496	1:01.722
7	29.190	1:01.455	5	33.138	1:01.913	5	38.200	1:02.563	5	42.117	1:00.940	7	47.030	1:00.953
16	33.489	1:01.888	47	33.220	1:01.570	7	38.690	1:02.484	7	43.420	1:01.753	48	47.261	59.472
50	34.102	1:01.660	7	33.707	1:01.850	16	39.137	1:00.361	50	44.453	1:01.260	50	48.491	1:01.381
48	37.366	1:00.238	16	36.277	1:00.121	50	40.216	1:00.133	48	45.132	1:00.512	16	48.981	1:00.995
24	44.182	1:01.344	50	37.584	1:00.815	48	41.643	59.184	16	45.329	1:03.215	23	1 LAP	1:09.637
			48	39.960	59.927									
			24	50.139	1:03.290									

Weather / Track : Cloudy / Damp

Silverstone  
Circuit Length = 1.6390 miles.  
Start: 13:24 End: 13:49

# HSCC - European F2

## LAP CHART

(contd.)

Lap 11			Lap 12			Lap 13			Lap 14			Lap 15		
No	Behind	Laptime	No	Behind	Laptime	No	Behind	Laptime	No	Behind	Laptime	No	Behind	Laptime
1		57.070	1		57.383	1		57.245	1		58.020	1		58.300
9	6.354	57.778	37	2 LAPS	1:11.051	9	7.831	58.460	5	1 LAP	1:02.051	7	1 LAP	1:01.260
2	21.035	58.946	23	2 LAPS	1:09.166	37	2 LAPS	1:07.263	16	1 LAP	1:02.562	5	1 LAP	1:01.499
17	26.153	59.378	9	6.616	57.645	23	2 LAPS	1:08.601	50	1 LAP	1:01.220	50	1 LAP	1:01.790
60	29.672	57.928	2	22.374	58.722	2	23.549	58.420	73	2 LAPS	1:08.140	16	1 LAP	1:02.031
14	1 LAP	1:04.891	17	28.134	59.364	17	30.466	59.577	9	7.796	57.985	14	2 LAPS	1:08.633
77	40.691	1:00.721	60	29.918	57.629	60	30.580	57.907	37	2 LAPS	1:08.401	9	7.442	57.946
73	1 LAP	1:06.425	77	43.648	1:00.340	77	47.095	1:00.692	2	24.566	59.037	73	2 LAPS	1:07.030
5	49.959	1:00.533	14	1 LAP	1:04.838	14	1 LAP	1:04.456	23	2 LAPS	1:08.234	2	25.764	59.498
48	50.085	59.894	48	52.404	59.702	48	55.023	59.864	60	30.682	58.122	60	30.552	58.170
7	51.003	1:01.043	73	1 LAP	1:06.637	7	56.900	1:00.232	17	32.386	59.940	17	34.393	1:00.307
16	52.347	1:00.436	5	53.808	1:01.232				77	50.095	1:01.020	37	2 LAPS	1:09.765
50	53.245	1:01.824	7	53.913	1:00.293				48	58.106	1:01.103	23	2 LAPS	1:08.910
			16	55.003	1:00.039							77	54.505	1:02.710
			50	56.450	1:00.588									

Weather / Track : Cloudy / Damp

Silverstone  
Circuit Length = 1.6390 miles.  
Start: 13:24 End: 13:49

# HSCC - European F2

## LAP CHART

(contd.)

Lap 16			Lap 17			Lap 18			Lap 19			Lap 20		
No	Behind	Laptime	No	Behind	Laptime	No	Behind	Laptime	No	Behind	Laptime	No	Behind	Laptime
1		57.988	1		57.729	1		57.936	1		58.193	1		57.023
48	1 LAP	1:02.145	77	1 LAP	1:04.130	37	3 LAPS	1:13.740	9	13.704	58.848	9	15.161	58.480
7	1 LAP	1:01.171	23	3 LAPS	1:27.872	77	1 LAP	1:05.158	77	1 LAP	1:04.390	77	1 LAP	1:03.440
5	1 LAP	1:02.093	7	1 LAP	1:02.920	9	13.049	1:00.145	37	3 LAPS	1:12.459	7	1 LAP	1:02.370
9	8.416	58.962	48	1 LAP	1:04.586	7	1 LAP	1:05.100	7	1 LAP	1:03.709	16	1 LAP	1:01.279
16	1 LAP	1:02.420	9	10.840	1:00.153	5	1 LAP	1:04.279	16	1 LAP	1:02.526	5	1 LAP	1:01.700
50	1 LAP	1:03.875	5	1 LAP	1:03.062	16	1 LAP	1:02.204	5	1 LAP	1:03.293	37	3 LAPS	1:11.817
14	2 LAPS	1:05.639	16	1 LAP	1:02.936	50	1 LAP	1:05.784	50	1 LAP	1:05.080	50	1 LAP	1:04.053
73	2 LAPS	1:06.442	50	1 LAP	1:04.567	23	3 LAPS	1:18.865	14	2 LAPS	1:05.045	60	40.514	59.955
2	28.156	1:00.380	14	2 LAPS	1:04.971	14	2 LAPS	1:05.666	2	37.276	1:00.560	2	40.641	1:00.388
60	31.154	58.590	2	31.769	1:01.342	2	34.909	1:01.076	60	37.582	59.706	14	2 LAPS	1:05.238
17	37.010	1:00.605	60	33.318	59.893	48	1 LAP	1:23.857P	23	3 LAPS	1:12.628	17	50.160	1:00.459
37	2 LAPS	1:10.381	73	2 LAPS	1:09.563	60	36.069	1:00.687	17	46.724	1:01.080			
			17	40.543	1:01.262	17	43.837	1:01.230	73	2 LAPS	1:07.009			
						73	2 LAPS	1:08.979						

Weather / Track : Cloudy / Damp

Silverstone  
Circuit Length = 1.6390 miles.  
Start: 13:24 End: 13:49

# HSCC - European F2

## LAP CHART

(contd.)

Lap 21			Lap 22			Lap 23			Lap 24			Lap 25		
No	Behind	Laptime	No	Behind	Laptime	No	Behind	Laptime	No	Behind	Laptime	No	Behind	Laptime
1		57.473	1		57.015	1		58.017	1		58.650	1		59.003
23	4 LAPS	1:12.291	23	4 LAPS	1:10.965	14	3 LAPS	1:05.155	17	1 LAP	1:01.683	17	1 LAP	1:00.601
73	3 LAPS	1:08.952	9	16.845	58.316	37	4 LAPS	1:09.949	14	3 LAPS	1:04.781	50	2 LAPS	1:04.984
9	15.544	57.856	73	3 LAPS	1:07.435	9	16.870	58.042	37	4 LAPS	1:08.260	14	3 LAPS	1:04.846
77	1 LAP	1:02.954	77	1 LAP	1:02.811	73	3 LAPS	1:07.338	9	17.359	59.139	9	18.037	59.681
16	1 LAP	1:00.684	16	1 LAP	1:00.121	23	4 LAPS	1:13.810	73	3 LAPS	1:08.150	37	4 LAPS	1:09.296
7	1 LAP	1:02.198	7	1 LAP	1:01.239	16	1 LAP	1:01.542	16	1 LAP	1:02.681	16	1 LAP	1:03.218
5	1 LAP	1:02.289	5	1 LAP	1:02.503	77	1 LAP	1:03.647	77	1 LAP	1:04.071	73	3 LAPS	1:08.227
60	42.668	59.627	60	44.461	58.808	7	1 LAP	1:02.479	7	1 LAP	1:02.604	7	1 LAP	1:03.242
2	44.177	1:01.009	2	48.226	1:01.064	5	1 LAP	1:03.028	23	4 LAPS	1:14.549	77	1 LAP	1:04.017
50	1 LAP	1:04.716	50	1 LAP	1:02.589	60	46.521	1:00.077	60	48.499	1:00.628	60	50.875	1:01.379
37	3 LAPS	1:11.270	17	57.073	1:00.992	2	51.047	1:00.838	5	1 LAP	1:06.527	2	56.340	1:01.682
14	2 LAPS	1:04.000				50	1 LAP	1:03.003	2	53.661	1:01.264			
17	53.096	1:00.409												

Weather / Track : Cloudy / Damp

Silverstone  
Circuit Length = 1.6390 miles.  
Start: 13:24 End: 13:49

# HSCC - European F2 LAP CHART

(contd.)

Lap 26			Lap 27			Lap 28			Lap 29			Lap 30		
No	Behind	Laptime	No	Behind	Laptime	No	Behind	Laptime	No	Behind	Laptime	No	Behind	Laptime
1		58.800												
5	2 LAPS	1:08.904												
17	1 LAP	1:00.904												
23	5 LAPS	1:18.632												
50	2 LAPS	1:04.192												
9	17.995	58.758												
14	3 LAPS	1:05.700												
37	4 LAPS	1:09.328												
16	1 LAP	1:02.537												
60	53.039	1:00.964												
7	1 LAP	1:02.934												
77	1 LAP	1:03.558												
73	3 LAPS	1:08.130												
2	58.449	1:00.909												


Weather / Track : Cloudy / Damp

Silverstone  
Circuit Length = 1.6390 miles.  
Start: 13:24 End: 13:49



# HSCC - European F2

## GRID - RACE 9

ROW 8	1:32.117 37 SMALL	1:31.641 23 DE MORTIER
ROW 7	1:22.070 73 OVERALL	1:20.934 24 LEDAMUN
ROW 6	1:20.349 50 BASON	1:19.308 5 BARNBY
ROW 5	1:18.669 16 MATHAI	1:15.647 27 MURRAY
ROW 4	1:15.491 7 SHARPLES	1:14.967 47 PERKINS
ROW 3	1:13.507 77 WHITAKER	1:11.859 60 JUGGINS
ROW 2	1:11.449 17 HOFFMAN	1:11.443 2 ALFORD
ROW 1	1:10.794 1 HARPER	1:10.638 9 FISCHER
<b>POLE</b>		
		

Weather / Track : Cloudy / Damp

These results are provisional until the conclusion of any judicial and technical matters.

Silverstone  
Circuit Length = 1.6390 miles.  
Start: 09:19 End: 09:39

Clerk of Course:	Stewards:	Timekeeper:

# HSCC - European F2

## CLASSIFICATION - RACE 9

POS	NO	CL	NAME	NAT	ENTRY	TIME	LAPS	GAP	MPH	BEST
1	9	C	Christian FISCHER		Chevron B35	26:05.949	20		75.47	1:15.699
2	2	C	Chris ALFORD		March 762	27:21.666	20	1:15.717	71.99	1:15.990
3	17	A	Walter HOFFMAN		March 712M	27:24.288	20	1:18.339	71.87	1:18.360
4	27	A	James MURRAY		Brabham BT36	26:27.179	19	1 LAP	70.74	1:19.510
5	7	B	Chris SHARPLES		Chevron B29	26:51.392	19	1 LAP	69.68	1:19.727
6	77	B	Amanda WHITAKER		Chevron B34	26:58.616	19	1 LAP	69.37	1:21.438
7	16	C	Wolfgang MATHAI		Toj	26:50.150	18	2 LAPS	66.07	1:23.228
8	14	B	Chris BALL		Brabham BT29	27:28.505	18	2 LAPS	64.53	1:25.795
9	43	A	Walter NEF		March 712	26:08.009	17	3 LAPS	64.08	1:28.468
10	50	A	Paul BASON		March 712	26:11.775	17	3 LAPS	63.93	1:26.773
NOT CLASSIFIED										
23	B	Thierry DE MORTIER		Brabham BT23	27:05.273	14	N.C.F.	50.93	1:40.969	
60	A	Bob JUGGINS		Lola T240	14:43.954	10	D.N.F.	66.95	1:21.549	
1	C	Philip HARPER		Ralt RT1	4:05.786	3	D.N.F.	72.73	1:18.151	
5	C	Mike BARNBY		Modus M7	3:43.953	2	D.N.F.	53.48	1:47.475	
48	A	Tim BARRINGTON		Lola T240	2:07.442	1	D.N.F.	47.68		
FASTEST LAP										
9	C	Christian FISCHER		Chevron B35	1:15.699	3	77.94mph	125.44kph		
17	A	Walter HOFFMAN		March 712M	1:18.360	3	75.29mph	121.18kph		
7	B	Chris SHARPLES		Chevron B29	1:19.727	17	74.00mph	119.10kph		

Weather / Track : Raining / Wet

These results are provisional until the conclusion of any judicial and technical matters.

Silverstone

Circuit Length = 1.6390 miles.

Start: 12:59 End: 13:25

Clerk of Course:	Stewards:	Timekeeper:
------------------	-----------	-------------

# HSCC - European F2

## LAP CHART - RACE 9

Lap 1			Lap 2			Lap 3			Lap 4			Lap 5		
No	Behind	Laptime	No	Behind	Laptime	No	Behind	Laptime	No	Behind	Laptime	No	Behind	Laptime
2		1:22.131	2		1:16.385	9		1:15.699	2		1:16.013	2		1:17.444
9	1.046	1:23.177	9	0.382	1:15.721	71582	47.205	1:15.990	9	0.176	1:16.098	9	0.109	1:17.377
1	5.336	1:27.467	17	7.735	1:18.451	17	10.014	1:18.360	17	13.433	1:19.341	17	18.302	1:22.313
17	5.669	1:27.800	1	9.119	1:20.168	1	11.189	1:18.151	23	1 LAP	1:43.663	27	28.337	1:22.443
77	11.319	1:33.450	27	16.179	1:20.825	27	19.750	1:19.652	27	23.338	1:19.510	77	40.082	1:26.426
27	11.739	1:33.870	77	19.003	1:24.069	77	24.360	1:21.438	77	31.100	1:22.662	60	43.056	1:26.792
60	15.885	1:38.016	60	21.745	1:22.245	60	28.081	1:22.417	60	33.708	1:21.549	23	1 LAP	1:50.103
50	20.876	1:43.007	50	31.805	1:27.314	50	43.161	1:27.437	50	55.073	1:27.834	7	58.993	1:21.105
16	23.024	1:45.155	16	34.945	1:28.306	16	44.010	1:25.146	7	55.332	1:26.195	50	1:07.073	1:29.444
43	23.412	1:45.543	43	36.044	1:29.017	7	45.059	1:21.368	16	59.054	1:30.966	16	1:11.304	1:29.694
5	25.344	1:47.475	7	39.772	1:25.760	43	48.431	1:28.468	43	1:03.216	1:30.707			
14	27.005	1:49.136	14	40.706	1:30.086	14	52.933	1:28.308	14	1:06.232	1:29.221			
7	30.397	1:52.528	23	1:02.730	1:40.969									
23	38.146	2:00.277	5	1:05.437	1:56.478P									
48	45.311	2:07.442P												

Weather / Track : Raining / Wet

# HSCC - European F2

## LAP CHART - RACE 9

(contd.)

Lap 6			Lap 7			Lap 8			Lap 9			Lap 10		
No	Behind	Laptime	No	Behind	Laptime	No	Behind	Laptime	No	Behind	Laptime	No	Behind	Laptime
9		1:16.867	9		1:18.588	9		1:17.553	9		1:18.016	9		1:18.166
14	1 LAP	1:30.212	23	2 LAPS	1:49.243	2	16.970	1:26.042	2	22.926	1:23.972	7	1 LAP	1:24.037
43	1 LAP	1:33.817	50	1 LAP	1:31.915	50	1 LAP	1:37.810	16	1 LAP	1:26.984	2	32.323	1:27.563
2	4.168	1:21.144	16	1 LAP	1:32.409	16	1 LAP	1:33.521	17	38.668	1:22.854	16	1 LAP	1:26.387
17	24.726	1:23.400	2	8.481	1:22.901	14	1 LAP	1:29.720	14	1 LAP	1:32.367	17	43.514	1:23.012
27	33.024	1:21.663	14	1 LAP	1:30.770	43	1 LAP	1:32.461	27	43.191	1:21.178	27	51.189	1:26.164
77	48.786	1:25.680	43	1 LAP	1:33.589	17	33.830	1:22.032	50	1 LAP	1:39.899	14	1 LAP	1:32.162
60	50.997	1:24.917	17	29.351	1:23.213	23	2 LAPS	1:56.348	43	1 LAP	1:32.623	43	1 LAP	1:32.245
7	1:03.869	1:21.852	27	36.426	1:21.990	27	40.029	1:21.156	23	2 LAPS	1:51.359	50	1 LAP	1:39.068
			77	56.963	1:26.765	77	1:04.498	1:25.088	77	1:14.047	1:27.565			
			60	59.989	1:27.580	60	1:09.048	1:26.612	60	1:17.591	1:26.559			
			7	1:10.237	1:24.956	7	1:14.791	1:22.107						

Weather / Track : Raining / Wet

**HSCC - European F2  
LAP CHART - RACE 9**

(contd.)

Lap 11			Lap 12			Lap 13			Lap 14			Lap 15		
No	Behind	Laptime	No	Behind	Laptime	No	Behind	Laptime	No	Behind	Laptime	No	Behind	Laptime
9		1:19.331	9		1:18.278	9		1:24.791	9		1:18.722	9		1:20.149
77	1 LAP	1:26.716	50	2 LAPS	1:38.072	43	2 LAPS	1:32.651	14	2 LAPS	1:36.585	16	2 LAPS	1:28.180
7	1 LAP	1:28.232	77	1 LAP	1:30.872	50	2 LAPS	1:33.589	43	2 LAPS	1:32.484	14	2 LAPS	1:27.757
60	1 LAP	1:47.267P	7	1 LAP	1:24.456	77	1 LAP	1:24.969	77	1 LAP	1:24.156	77	1 LAP	1:23.526
23	3 LAPS	1:56.122	2	45.265	1:25.115	7	1 LAP	1:24.992	7	1 LAP	1:24.408	7	1 LAP	1:22.254
2	38.428	1:25.436	17	52.014	1:23.634	23	4 LAPS	2:48.925	50	2 LAPS	1:33.408	43	2 LAPS	1:32.722
16	1 LAP	1:24.387	27	1:07.052	1:26.915	2	43.924	1:23.450	2	49.660	1:24.458	50	2 LAPS	1:30.144
17	46.658	1:22.475	16	1 LAP	1:46.631	17	51.120	1:23.897	17	56.168	1:23.770	2	54.180	1:24.669
27	58.415	1:26.557	14	1 LAP	1:32.535	27	1:06.430	1:24.169	27	1:11.620	1:23.912	17	58.643	1:22.624
14	1 LAP	1:31.692				16	1 LAP	1:27.893	23	4 LAPS	1:58.374	27	1:14.553	1:23.082
43	1 LAP	1:33.251												

Weather / Track : Raining / Wet

**HSCC - European F2  
LAP CHART - RACE 9**

(contd.)

Lap 16			Lap 17			Lap 18			Lap 19			Lap 20		
No	Behind	Laptime	No	Behind	Laptime	No	Behind	Laptime	No	Behind	Laptime	No	Behind	Laptime
9		1:18.869	9		1:16.622	9		1:16.265	9		1:17.023	9		1:18.637
16	2 LAPS	1:25.353	27	1 LAP	1:23.767	27	1 LAP	1:23.211	27	1 LAP	1:23.775	43	3 LAPS	1:28.510
7	1 LAP	1:20.701	16	2 LAPS	1:25.491	16	2 LAPS	1:25.094	23	6 LAPS	1:50.515	50	3 LAPS	1:28.789
77	1 LAP	1:22.688	7	1 LAP	1:21.246	7	1 LAP	1:19.727	16	2 LAPS	1:23.228	27	1 LAP	1:23.340
23	5 LAPS	1:55.083	77	1 LAP	1:23.167	77	1 LAP	1:23.520	7	1 LAP	1:25.607	16	2 LAPS	1:25.325
14	2 LAPS	1:38.620	14	2 LAPS	1:28.520	14	2 LAPS	1:25.795	77	1 LAP	1:21.814	7	1 LAP	1:19.861
43	2 LAPS	1:30.874	43	2 LAPS	1:30.362	2	1:07.948	1:21.833	2	1:12.413	1:21.488	77	1 LAP	1:24.045
50	2 LAPS	1:29.375	50	2 LAPS	1:27.897	43	2 LAPS	1:28.685	14	2 LAPS	1:27.007	23	6 LAPS	1:51.068
2	58.229	1:22.918	2	1:02.380	1:20.773	50	2 LAPS	1:26.773	17	1:16.742	1:20.999	2	1:15.717	1:21.941
17	1:02.094	1:22.320	17	1:07.661	1:22.189	17	1:12.766	1:21.370				17	1:18.339	1:20.234
			23	5 LAPS	1:53.224							14	2 LAPS	1:28.012

Weather / Track : Raining / Wet

# HSCC - XK Jaguar Series

## QUALFYING

POS	NO	CL	NAME	NAT	ENTRY	TIME	LAPS	GAP	MPH
1	16	C	John ROBERTS		Jaguar XK150	1:26.546	11		68.17
2	17	C	David HALL		Jaguar XK120	1:26.666	11	0.120	68.08
3	24	C	Trevor GROOM		Jaguar XK140	1:26.889	11	0.343	67.90
4	12	C	Grahame BULL		Jaguar XK120	1:26.968	11	0.422	67.84
5	5	D	Richard HACKETT		Jaguar XK120	1:27.259	11	0.713	67.61
6	20	C	Michael O'SHEA		Jaguar XK150S	1:27.653	11	1.107	67.31
7	29	C	Mark GIBBON		Jaguar XK120	1:29.008	11	2.462	66.29
8	38	B	Kevin ZWOLINSKI		Jaguar XK140	1:29.540	11	2.994	65.89
9	2	C	Chris KEITH-LUCAS		Jaguar XK120	1:29.625	10	3.079	65.83
10	42	B	Geoff OTTLEY		Jaguar XK120	1:30.230	11	3.684	65.39
11	37	B	David KREMER		Jaguar XK150	1:30.980	10	4.434	64.85
12	23	C	Graham LOVE		Jaguar XK150	1:31.352	11	4.806	64.59
13	7	D	Brian ARCULUS		Jaguar XK120	1:31.728	10	5.182	64.32
14	14	C	Colin YOULE		Jaguar XK120	1:32.471	10	5.925	63.80
15	46	B	Edward LABINJOH		Jaguar XK140	1:32.498	10	5.952	63.78
16	40	C	Claire KEITH-LUCAS		Jaguar XK150S	1:33.256	10	6.710	63.27
17	30	D	Dick SKIPWORTH		Jaguar XK120	1:33.605	10	7.059	63.03
18	99	C	Chris KEEN		Jaguar XK120	1:34.853	10	8.307	62.20

Car 5 - No Transponder, please fit

Weather / Track : Cloudy / Drying

These results are provisional until the conclusion of any judicial and technical matters.

Silverstone

Circuit Length = 1.6390 miles.

Start: 09:47 End: 10:03

Clerk of Course:

Stewards:

Timekeeper:

## HSCC - XK Jaguar Series

### LAP ANALYSIS - QUALIFYING

<b>2</b>	<b>Chris KEITH-LUCAS</b>	Jaguar XK120
1 -	6:39.229	6 - 1:34.778
2 -	1:44.046	7 - 1:33.699
3 -	1:58.489	8 - 1:31.117
4 -	1:35.940	9 - 1:32.897
5 -	1:33.001	10 - <b>1:29.625</b>
<b>5</b>	<b>Richard HACKETT</b>	Jaguar XK120
1 -	6:45.341	6 - 1:32.179
2 -	1:41.862	7 - 1:31.382
3 -	1:37.272	8 - 1:31.204
4 -	1:33.474	9 - 1:30.659
5 -	1:34.521	10 - 1:29.878
<b>7</b>	<b>Brian ARCULUS</b>	Jaguar XK120
1 -	6:44.290	6 - 1:47.594
2 -	1:41.499	7 - 1:34.549
3 -	1:38.196	8 - 1:33.881
4 -	1:38.022	9 - 1:32.682
5 -	1:34.735	10 - <b>1:31.728</b>
<b>12</b>	<b>Grahame BULL</b>	Jaguar XK120
1 -	6:45.655	6 - 1:29.426
2 -	1:36.923	7 - 1:29.543
3 -	1:31.638	8 - 1:28.204
4 -	1:30.418	9 - 1:29.402
5 -	1:30.263	10 - 1:27.732
<b>14</b>	<b>Colin YOULE</b>	Jaguar XK120
1 -	6:42.222	6 - 1:38.389
2 -	1:44.210	7 - 1:37.551
3 -	1:45.393	8 - 1:35.312
4 -	1:40.638	9 - 1:35.510
5 -	1:36.389	10 - <b>1:32.471</b>
<b>16</b>	<b>John ROBERTS</b>	Jaguar XK150
1 -	6:26.058	6 - 1:28.713
2 -	1:36.997	7 - 1:29.031
3 -	1:34.922	8 - 1:28.481
4 -	1:31.991	9 - 1:28.262
5 -	1:29.131	10 - 1:38.132

Weather / Track : Cloudy / Drying

msttiming.com

Page 1 of 3

Silverstone  
 Circuit Length = 1.6390 miles.  
 Start: 09:47 End: 10:03  
 Printed - 10:06 Saturday, 20 May 2006



# HSCC - XK Jaguar Series

## LAP ANALYSIS - QUALIFYING

(contd.)

<b>17</b>	<b>David HALL</b>	Jaguar XK120
1 - 6:40.667	6 - 1:31.278	11 - 1:28.163
2 - 1:41.098	7 - 1:30.666	
3 - 1:34.054	8 - 1:28.822	
4 - 1:32.155	9 - 1:29.326	
5 - 1:30.942	10 - <b>1:26.666</b>	
<b>20</b>	<b>Michael O'SHEA</b>	Jaguar XK150S
1 - 6:46.722	6 - 1:32.350	11 - <b>1:27.653</b>
2 - 1:45.847	7 - 1:30.145	
3 - 1:41.668	8 - 1:30.094	
4 - 1:35.622	9 - 1:30.326	
5 - 1:32.858	10 - 1:27.938	
<b>23</b>	<b>Graham LOVE</b>	Jaguar XK150
1 - 6:29.167	6 - 1:34.345	11 - 1:31.662
2 - 1:39.325	7 - 1:34.445	
3 - 1:36.155	8 - 1:34.350	
4 - 1:34.865	9 - 1:33.361	
5 - 1:34.276	10 - <b>1:31.352</b>	
<b>24</b>	<b>Trevor GROOM</b>	Jaguar XK140
1 - 6:27.098	6 - 1:27.388	11 - 1:27.736
2 - 1:36.930	7 - 1:27.326	
3 - 1:31.058	8 - <b>1:26.889</b>	
4 - 1:28.917	9 - 1:27.131	
5 - 1:27.679	10 - 1:29.268	
<b>29</b>	<b>Mark GIBBON</b>	Jaguar XK120
1 - 6:37.136	6 - 1:34.534	11 - <b>1:29.008</b>
2 - 1:40.876	7 - 1:33.828	
3 - 1:35.974	8 - 1:32.579	
4 - 1:37.330	9 - 1:32.625	
5 - 1:34.174	10 - 1:31.557	
<b>30</b>	<b>Dick SKIPWORTH</b>	Jaguar XK120
1 - 6:37.822	6 - 1:39.393	
2 - 1:43.264	7 - 1:37.974	
3 - 1:40.986	8 - <b>1:33.605</b>	
4 - 1:38.697	9 - 1:35.250	
5 - 1:37.331	10 - 1:36.240	

Weather / Track : Cloudy / Drying

msttiming.com

Page 2 of 3

Silverstone

Circuit Length = 1.6390 miles.

Start: 09:47 End: 10:03

Printed - 10:06 Saturday, 20 May 2006

# HSCC - XK Jaguar Series

## LAP ANALYSIS - QUALIFYING

(contd.)

<b>37</b>	<b>David KREMER</b>	Jaguar XK150
1 -	6:44.774	6 - 1:35.059
2 -	1:42.897	7 - 1:34.053
3 -	1:41.321	8 - 1:33.085
4 -	1:35.477	9 - 1:31.858
5 -	1:35.311	10 - <b>1:30.980</b>
<b>38</b>	<b>Kevin ZWOLINSKI</b>	Jaguar XK140
1 -	6:25.027	6 - 1:32.193
2 -	1:40.226	7 - 1:32.321
3 -	1:35.035	8 - 1:31.152
4 -	1:32.710	9 - 1:30.120
5 -	1:31.764	10 - 1:29.822
		11 - <b>1:29.540</b>
<b>40</b>	<b>Claire KEITH-LUCAS</b>	Jaguar XK150S
1 -	6:36.425	6 - 1:37.139
2 -	1:47.778	7 - 1:38.192
3 -	1:44.379	8 - 1:35.708
4 -	1:40.360	9 - 1:35.159
5 -	1:38.826	10 - <b>1:33.256</b>
<b>42</b>	<b>Geoff OTTLEY</b>	Jaguar XK120
1 -	6:22.297	6 - 1:35.708
2 -	1:36.703	7 - 1:33.487
3 -	1:34.678	8 - 1:31.740
4 -	1:35.297	9 - 1:30.980
5 -	1:34.568	10 - 1:31.886
		11 - <b>1:30.230</b>
<b>46</b>	<b>Edward LABINJOH</b>	Jaguar XK140
1 -	6:33.099	6 - 1:42.029
2 -	1:41.735	7 - 1:34.291
3 -	1:43.283	8 - <b>1:32.498</b>
4 -	1:38.301	9 - 1:32.793
5 -	1:38.402	10 - 1:33.807
<b>99</b>	<b>Chris KEEN</b>	Jaguar XK120
1 -	6:43.565	6 - 1:37.688
2 -	1:45.793	7 - 1:37.545
3 -	1:41.863	8 - 1:59.434
4 -	1:40.461	9 - 1:37.484
5 -	1:38.565	10 - <b>1:34.853</b>

Weather / Track : Cloudy / Drying


msttiming.com

Page 3 of 3

Silverstone  
 Circuit Length = 1.6390 miles.  
 Start: 09:47 End: 10:03  
 Printed - 10:06 Saturday, 20 May 2006

**HSCC - XK Jaguar Series**  
**GRID - RACE 3**

ROW 9	1:33.605 30 SKIPWORTH	1:34.853 99 KEEN
ROW 8	1:32.498 46 LABINJOH	1:33.256 40 KEITH-LUCAS
ROW 7	1:31.728 7 ARCULUS	1:32.471 14 YOULE
ROW 6	1:30.980 37 KREMER	1:31.352 23 LOVE
ROW 5	1:29.625 2 KEITH-LUCAS	1:30.230 42 OTTLEY
ROW 4	1:29.008 29 GIBBON	1:29.540 38 ZWOLINSKI
ROW 3	1:27.259 5 HACKETT	1:27.653 20 O'SHEA
ROW 2	1:26.889 24 GROOM	1:26.968 12 BULL
ROW 1	1:26.546 16 ROBERTS	1:26.666 17 HALL
<b>POLE</b>		



**Car 5 - No Transponder, please fit**  
**Weather / Track : Cloudy / Drying**  
**These results are provisional until the conclusion of any judicial and technical matters.**

Silverstone  
 Circuit Length = 1.6390 miles.  
 Start: 09:47 End: 10:03

Clerk of Course:	Stewards:	Timekeeper:
------------------	-----------	-------------

# HSCC - XK Jaguar Series

## CLASSIFICATION

POS	NO	CL	NAME	NAT	ENTRY	TIME	LAPS	GAP	MPH	BEST
1	24	C	Trevor GROOM		Jaguar XK140	20:14.247	14		68.17	1:19.886
2	12	C	Grahame BULL		Jaguar XK120	20:31.386	14	17.139	67.22	1:21.499
3	5	D	Richard HACKETT		Jaguar XK120	20:45.409	14	31.162	66.47	1:22.841
4	16	C	John ROBERTS		Jaguar XK150	20:48.327	14	34.080	66.31	1:23.634
5	17	C	David HALL		Jaguar XK120	20:49.495	14	35.248	66.25	1:20.938
6	38	B	Kevin ZWOLINSKI		Jaguar XK140	20:50.245	14	35.998	66.21	1:22.215
7	42	B	Geoff OTTLEY		Jaguar XK120	21:11.334	14	57.087	65.11	1:25.507
8	23	C	Graham LOVE		Jaguar XK150	21:25.557	14	1:11.310	64.39	1:24.477
9	14	C	Colin YOULE		Jaguar XK120	21:26.090	14	1:11.843	64.36	1:23.622
10	2	C	Chris KEITH-LUCAS		Jaguar XK120	21:26.341	14	1:12.094	64.35	1:23.049
11	37	B	David KREMER		Jaguar XK150	21:32.396	14	1:18.149	64.05	1:23.617
12	40	C	Claire KEITH-LUCAS		Jaguar XK150S	20:27.256	13	1 LAP	62.64	1:26.782
13	29	C	Mark GIBBON		Jaguar XK120	20:34.391	13	1 LAP	62.28	1:28.121
14	7	D	Brian ARCULUS		Jaguar XK120	20:43.076	13	1 LAP	61.84	1:25.647
15	46	B	Edward LABINJOH		Jaguar XK140	20:45.329	13	1 LAP	61.73	1:27.468
16	30	D	Dick SKIPWORTH		Jaguar XK120	20:49.136	13	1 LAP	61.54	1:27.464
17	99	C	Chris KEEN		Jaguar XK120	20:54.257	13	1 LAP	61.29	1:28.642
NOT CLASSIFIED										
20	C	Michael O'SHEA		Jaguar XK150S	9:54.228	6	D.N.F.	59.87	1:31.106	
FASTEST LAP										
24	C	Trevor GROOM		Jaguar XK140	1:19.886	14	73.86mph	118.86kph		
38	B	Kevin ZWOLINSKI		Jaguar XK140	1:22.215	13	71.76mph	115.49kph		
5	D	Richard HACKETT		Jaguar XK120	1:22.841	13	71.22mph	114.62kph		

Weather / Track : Cloudy / Damp

These results are provisional until the conclusion of any judicial and technical matters.

Silverstone

Circuit Length = 1.6390 miles.

Start: 14:00 End: 14:21

Clerk of Course:	Stewards:	Timekeeper:
------------------	-----------	-------------

**HSCC - XK Jaguar Series**  
**LAP CHART - RACE 3**

Lap 1			Lap 2			Lap 3			Lap 4			Lap 5		
No	Behind	Laptime	No	Behind	Laptime	No	Behind	Laptime	No	Behind	Laptime	No	Behind	Laptime
20		1:32.827	20		1:31.106	20		1:31.276	24		1:30.084	24		1:30.322
24	3.314	1:36.141	24	2.842	1:30.634	24	1.423	1:29.857	20	1.731	1:33.238	12	4.692	1:31.289
17	4.226	1:37.053	12	4.704	1:31.053	12	4.048	1:30.620	12	3.725	1:31.184	17	12.284	1:33.894
12	4.757	1:37.584	17	5.411	1:32.291	17	6.232	1:32.097	17	8.712	1:33.987	16	12.729	1:33.612
16	5.633	1:38.460	16	6.315	1:31.788	16	7.849	1:32.810	16	9.439	1:33.097	38	15.709	1:33.267
42	6.107	1:38.934	38	9.338	1:32.225	38	11.247	1:33.185	38	12.764	1:33.024	20	16.267	1:44.858
23	7.375	1:40.202	23	9.879	1:33.610	42	13.076	1:34.216	5	15.743	1:32.327	5	17.508	1:32.087
38	8.219	1:41.046	42	10.136	1:35.135	5	14.923	1:34.868	42	16.162	1:34.593	42	19.468	1:33.628
5	8.895	1:41.722	5	11.331	1:33.542	23	19.121	1:40.518	23	23.116	1:35.502	23	28.340	1:35.546
29	11.444	1:44.271	29	18.495	1:38.157	29	26.921	1:39.702	29	34.991	1:39.577	14	41.292	1:36.386
14	12.346	1:45.173	14	19.015	1:37.775	14	27.423	1:39.684	14	35.228	1:39.312	29	43.072	1:38.403
40	17.876	1:50.703	40	26.408	1:39.638	40	32.599	1:37.467	40	38.368	1:37.276	2	44.241	1:34.308
46	18.482	1:51.309	7	28.507	1:39.337	37	36.931	1:39.104	2	40.255	1:34.618	40	46.040	1:37.994
7	20.276	1:53.103	46	28.726	1:41.350	2	37.144	1:38.669	37	41.830	1:36.406	37	46.834	1:35.326
37	20.880	1:53.707	37	29.103	1:39.329	46	37.849	1:40.399	46	42.948	1:36.606	46	48.525	1:35.899
30	21.632	1:54.459	2	29.751	1:36.318	7	38.692	1:41.461	30	48.916	1:40.560	30	57.253	1:38.659
99	23.841	1:56.668	30	31.519	1:40.993	30	39.863	1:39.620	99	51.757	1:39.926	99	1:00.144	1:38.709
2	24.539	1:57.366	99	34.343	1:41.608	99	43.338	1:40.271	7	56.597	1:49.412	7	1:01.986	1:35.711

Weather / Track : Cloudy / Damp

Silverstone  
 Circuit Length = 1.6390 miles.  
 Start: 14:00 End: 14:21

**HSCC - XK Jaguar Series**  
**LAP CHART - RACE 3**

(contd.)

Lap 6			Lap 7			Lap 8			Lap 9			Lap 10		
No	Behind	Laptime	No	Behind	Laptime	No	Behind	Laptime	No	Behind	Laptime	No	Behind	Laptime
24		1:28.603	24		1:26.977	24		1:25.719	24		1:24.738	24		1:25.301
12	5.359	1:29.270	12	6.785	1:28.403	12	7.789	1:26.723	12	9.203	1:26.152	7	1 LAP	1:33.739
17	16.655	1:32.974	16	19.219	1:29.181	16	20.965	1:27.465	16	21.530	1:25.303	30	1 LAP	1:33.320
16	17.015	1:32.889	17	22.499	1:32.821	5	22.496	1:25.639	5	22.412	1:24.654	99	1 LAP	1:33.018
38	18.601	1:31.495	38	22.576	1:30.952	17	24.856	1:28.076	17	29.235	1:29.117	12	9.849	1:25.947
5	19.770	1:30.865	5	22.576	1:29.783	38	25.625	1:28.768	38	29.364	1:28.477	5	21.289	1:24.178
42	23.343	1:32.478	42	26.423	1:30.057	42	30.391	1:29.687	42	34.477	1:28.824	16	22.592	1:26.363
23	33.586	1:33.849	23	37.363	1:30.754	23	41.411	1:29.767	23	46.474	1:29.801	38	28.863	1:24.800
14	46.753	1:34.064	14	51.021	1:31.245	14	54.482	1:29.180	14	58.670	1:28.926	17	30.917	1:26.983
20	48.587	2:00.923P	2	53.443	1:30.768	2	55.603	1:27.879	2	59.295	1:28.430	42	37.872	1:28.696
2	49.652	1:34.014	37	55.285	1:29.656	37	59.235	1:29.669	37	1:02.978	1:28.481	23	51.339	1:30.166
29	51.075	1:36.606	29	58.591	1:34.493	40	1:05.107	1:32.043	40	1:11.285	1:30.916	14	59.778	1:26.409
40	52.212	1:34.775	40	58.783	1:33.548	29	1:07.489	1:34.617	29	1:15.567	1:32.816	2	1:01.192	1:27.198
37	52.606	1:34.375	46	59.293	1:32.068	46	1:09.167	1:35.593	46	1:16.553	1:32.124	37	1:05.358	1:27.681
46	54.202	1:34.280	30	1:13.157	1:34.389	7	1:20.045	1:31.693				40	1:16.176	1:30.192
30	1:05.745	1:37.095	7	1:14.071	1:32.655	30	1:21.748	1:34.310				29	1:20.590	1:30.324
99	1:07.500	1:35.959	99	1:15.621	1:35.098	99	1:23.403	1:33.501						
7	1:08.393	1:35.010												

Weather / Track : Cloudy / Damp

Silverstone  
 Circuit Length = 1.6390 miles.  
 Start: 14:00 End: 14:21

**HSCC - XK Jaguar Series**  
**LAP CHART - RACE 3**

(contd.)

Lap 11			Lap 12			Lap 13			Lap 14			Lap 15		
No	Behind	Laptime	No	Behind	Laptime	No	Behind	Laptime	No	Behind	Laptime	No	Behind	Laptime
24		1:23.569	24		1:22.116	24		1:20.300	24		1:19.886			
46	1 LAP	1:36.522	29	1 LAP	1:29.028	40	1 LAP	1:26.782	40	1 LAP	1:27.689			
7	1 LAP	1:30.701	12	13.821	1:24.649	29	1 LAP	1:28.121	12	17.139	1:21.499			
12	11.288	1:25.008	46	1 LAP	1:33.463	12	15.526	1:22.005	29	1 LAP	1:28.276			
30	1 LAP	1:31.955	7	1 LAP	1:28.659	46	1 LAP	1:27.468	7	1 LAP	1:25.647			
99	1 LAP	1:31.439	30	1 LAP	1:28.499	7	1 LAP	1:25.948	46	1 LAP	1:28.248			
5	23.349	1:25.629	99	1 LAP	1:29.305	30	1 LAP	1:27.813	5	31.162	1:23.310			
16	24.418	1:25.395	5	25.197	1:23.964	5	27.738	1:22.841	16	34.080	1:23.814			
38	30.193	1:24.899	16	25.936	1:23.634	16	30.152	1:24.516	30	1 LAP	1:27.464			
17	31.532	1:24.184	38	31.731	1:23.654	99	1 LAP	1:30.113	17	35.248	1:20.938			
42	42.245	1:27.942	17	33.033	1:23.617	38	33.646	1:22.215	38	35.998	1:22.238			
23	57.068	1:29.298	42	46.052	1:25.923	17	34.196	1:21.463	99	1 LAP	1:28.642			
14	1:01.585	1:25.376	23	1:02.496	1:27.544	42	51.259	1:25.507	42	57.087	1:25.714			
2	1:02.976	1:25.353	14	1:03.913	1:24.444	23	1:06.673	1:24.477	23	1:11.310	1:24.523			
37	1:08.442	1:26.653	2	1:05.820	1:24.960	14	1:07.235	1:23.622	14	1:11.843	1:24.494			
40	1:20.840	1:28.233	37	1:11.008	1:24.682	2	1:08.569	1:23.049	2	1:12.094	1:23.411			
						37	1:14.418	1:23.710	37	1:18.149	1:23.617			

Weather / Track : Cloudy / Damp

Silverstone  
 Circuit Length = 1.6390 miles.  
 Start: 14:00 End: 14:21

# HSCC - Classic Racing Cars

## QUALIFYING

POS	NO	CL	NAME	NAT	ENTRY	TIME	LAPS	GAP	MPH
1	59	E2	Ian JONES		Lotus 59	1:06.792	14		88.34
2	22	E4	Ian GRAY		Brabham BT30	1:08.136	14	1.344	86.59
3	57	F	David WILD		Lola T200	1:11.098	13	4.306	82.99
4	21	E2	Neil BOWMAN		Macon MR6	1:13.118	12	6.326	80.69
5	30	E2	Richard KENDLE		Brabham BT21B	1:13.871	13	7.079	79.87
6	4	F	John SYKES		Merlyn Mk11A	1:14.442	13	7.650	79.26
7	3	F	Chris ATKINSON		Merlyn Mk20	1:14.599	12	7.807	79.09
8	25	E4	John COUNSELL		Brabham BT23C	1:14.794	12	8.002	78.88
9	28	D	Richard URWIN		Brabham BT28	1:14.853	12	8.061	78.82
10	66	F	Greg THORNTON		Titan Mk4	1:15.265	12	8.473	78.39
11	46	F	Mike BROMLEY		Merlyn Mk11A	1:15.302	12	8.510	78.35
12	45	E2	Ronnie HAINES		Cooper T82	1:15.549	12	8.757	78.10
13	2	F	Roy MACGREGOR		Hawke DL2B	1:17.836	12	11.044	75.80
14	73	E2	John RAND		Palliser WDB2	1:18.219	12	11.427	75.43
15	39	F	Michael RICHINGS		Alexis Mk15	1:18.602	11	11.810	75.06
16	81	D	Stephen WILKINSON		Brabham BT21	1:19.902	12	13.110	73.84
17	27	D	Peter WILLIAMS		Brabham BT15	1:20.108	11	13.316	73.65
18	62	E2	Alasdair PIKE		Brabham BT21	1:20.715	12	13.923	73.10
19	72	E4	Simon LANGMAN		Brabham BT30	1:23.993	11	17.201	70.24
20	56	C	Cliff GIDDENS		Brabham BT16	1:24.478	10	17.686	69.84
21	86	B	Owen OAKLEY		Lotus 22	1:28.513	10	21.721	66.66
22	43	C	Geoffrey WILLIAMS		Cooper T43	1:30.654	10	23.862	65.08
23	54	F	Jackie WALES		Merlyn Mk20A	1:32.851	10	26.059	63.54

Cars 25, 81 - No Transponder, please fit.

Weather / Track : Cloudy / Drying

These results are provisional until the conclusion of any judicial and technical matters.

Silverstone

Circuit Length = 1.6390 miles.

Start: 10:10 End: 10:25

Clerk of Course:

Stewards:

Timekeeper:



## HSCC - Classic Racing Cars LAP ANALYSIS - QUALIFYING

<b>2</b>	<b>Roy MACGREGOR</b>	Hawke DL2B
1 - 5:24.748	6 - 1:23.531	11 - 1:19.604
2 - 1:37.907	7 - 1:21.932	12 - 1:19.788
3 - 1:34.350	8 - 1:21.385	
4 - 1:28.150	9 - 1:21.267	
5 - 1:24.388	10 - <b>1:17.836</b>	
<b>3</b>	<b>Chris ATKINSON</b>	Merlyn Mk20
1 - 5:18.041	6 - 1:19.189	11 - <b>1:14.599</b>
2 - 1:31.272	7 - 1:19.751	12 - 1:15.197
3 - 1:26.988	8 - 1:18.907	
4 - 1:23.015	9 - 1:16.997	
5 - 1:23.051	10 - 1:17.386	
<b>4</b>	<b>John SYKES</b>	Merlyn Mk11A
1 - 5:16.197	6 - 1:17.313	11 - 1:15.659
2 - 1:30.887	7 - 1:16.898	12 - 1:16.162
3 - 1:22.255	8 - 1:16.216	13 - <b>1:14.442</b>
4 - 1:20.515	9 - 1:15.384	
5 - 1:21.119	10 - 1:15.476	
<b>21</b>	<b>Neil BOWMAN</b>	Macon MR6
1 - 5:16.714	6 - 1:19.075	11 - 1:13.838
2 - 1:54.449	7 - 1:21.268	12 - <b>1:13.118</b>
3 - 1:26.074	8 - 1:15.733	
4 - 1:22.177	9 - 1:14.823	
5 - 1:18.887	10 - 1:14.351	
<b>22</b>	<b>Ian GRAY</b>	Brabham BT30
1 - 5:06.330	6 - 1:12.251	11 - 1:09.543
2 - 1:20.155	7 - 1:11.715	12 - <b>1:08.136</b>
3 - 1:15.136	8 - 1:12.026	13 - 1:09.595
4 - 1:14.396	9 - 1:10.806	14 - 1:08.996
5 - 1:12.900	10 - 1:09.132	
<b>25</b>	<b>John COUNSELL</b>	Brabham BT23C
1 - 5:08.606	6 - 1:22.098	11 - 1:16.475
2 - 1:45.654	7 - 1:20.060	12 - <b>1:14.794</b>
3 - 1:28.045	8 - 1:18.106	
4 - 1:24.277	9 - 1:15.294	
5 - 1:23.243	10 - 1:18.334	

Cars 25, 81 - No Transponder, please fit.  
Weather / Track : Cloudy / Drying

# HSCC - Classic Racing Cars

## LAP ANALYSIS - QUALIFYING

(contd.)

<b>27</b>	<b>Peter WILLIAMS</b>	Brabham BT15
1 - 5:30.649	6 - 1:25.628	11 - <b>1:20.108</b>
2 - 1:47.790	7 - 1:23.867	
3 - 1:40.815	8 - 1:23.383	
4 - 1:32.703	9 - 1:29.449	
5 - 1:27.533	10 - 1:23.010	
<b>28</b>	<b>Richard URWIN</b>	Brabham BT28
1 - 5:29.268	6 - 1:19.839	11 - 1:14.898
2 - 1:32.587	7 - 1:16.027	12 - <b>1:14.853</b>
3 - 1:27.706	8 - 1:15.750	
4 - 1:21.575	9 - 1:15.775	
5 - 1:18.884	10 - 1:17.632	
<b>30</b>	<b>Richard KENDLE</b>	Brabham BT21B
1 - 5:11.524	6 - 1:19.405	11 - 1:16.576
2 - 1:27.142	7 - 1:16.109	12 - 1:15.067
3 - 1:26.132	8 - 1:14.562	13 - <b>1:13.871</b>
4 - 1:21.322	9 - 1:15.423	
5 - 1:18.166	10 - 1:16.177	
<b>39</b>	<b>Michael RICHINGS</b>	Alexis Mk15
1 - 5:29.325	6 - 1:24.012	11 - 1:18.813
2 - 1:38.331	7 - 1:19.632	
3 - 1:36.886	8 - 1:19.179	
4 - 1:40.249	9 - <b>1:18.602</b>	
5 - 1:29.008	10 - 1:19.972	
<b>43</b>	<b>Geoffrey WILLIAMS</b>	Cooper T43
1 - 5:19.415	6 - 1:38.331	
2 - 1:42.222	7 - 1:37.095	
3 - 1:41.778	8 - 1:32.938	
4 - 1:39.211	9 - 1:32.058	
5 - 1:37.516	10 - <b>1:30.654</b>	
<b>45</b>	<b>Ronnie HAINES</b>	Cooper T82
1 - 5:27.027	6 - 1:21.207	11 - 1:15.610
2 - 1:40.004	7 - 1:18.658	12 - <b>1:15.549</b>
3 - 1:32.199	8 - 1:18.697	
4 - 1:26.958	9 - 1:19.361	
5 - 1:24.116	10 - 1:17.072	

Cars 25, 81 - No Transponder, please fit.  
Weather / Track : Cloudy / Drying

msttiming.com

Page 2 of 4

Silverstone  
Circuit Length = 1.6390 miles.  
Start: 10:10 End: 10:25  
Printed - 10:27 Saturday, 20 May 2006

# HSCC - Classic Racing Cars

## LAP ANALYSIS - QUALIFYING

(contd.)

<b>46</b>	<b>Mike BROMLEY</b>	Merlyn Mk11A
1 - 5:26.648	6 - 1:16.124	11 - <b>1:15.302</b>
2 - 1:32.054	7 - 1:17.447	12 - 1:16.010
3 - 1:28.409	8 - 1:19.139	
4 - 1:21.957	9 - 1:17.327	
5 - 1:17.947	10 - 1:16.429	
<b>54</b>	<b>Jackie WALES</b>	Merlyn Mk20A
1 - 5:31.618	6 - 1:37.696	
2 - 1:47.659	7 - 1:37.716	
3 - 2:00.181	8 - 1:43.720	
4 - 1:46.746	9 - 1:34.017	
5 - 1:40.595	10 - <b>1:32.851</b>	
<b>56</b>	<b>Cliff GIDDENS</b>	Brabham BT16
1 - 5:15.718	6 - 1:27.654	
2 - 1:42.703	7 - <b>1:24.478</b>	
3 - 1:37.612	8 - 1:50.026P	
4 - 1:35.534	9 - 1:50.375	
5 - 1:30.451	10 - 1:46.646P	
<b>57</b>	<b>David WILD</b>	Lola T200
1 - 5:17.209	6 - 1:14.786	11 - 1:11.402
2 - 1:26.841	7 - 1:13.372	12 - <b>1:11.098</b>
3 - 1:19.810	8 - 1:12.029	13 - 1:11.358
4 - 1:18.607	9 - 1:12.332	
5 - 1:16.203	10 - 1:13.923	
<b>59</b>	<b>Ian JONES</b>	Lotus 59
1 - 5:01.249	6 - 1:12.773	11 - 1:08.406
2 - 1:20.007	7 - 1:12.047	12 - 1:07.266
3 - 1:23.481	8 - 1:10.626	13 - 1:08.400
4 - 1:14.571	9 - 1:10.208	14 - <b>1:06.792</b>
5 - 1:13.563	10 - 1:09.029	
<b>62</b>	<b>Alasdair PIKE</b>	Brabham BT21
1 - 5:11.963	6 - 1:32.051	11 - 1:23.742
2 - 1:34.392	7 - 1:23.683	12 - <b>1:20.715</b>
3 - 1:28.029	8 - 1:23.492	
4 - 1:27.886	9 - 1:23.691	
5 - 1:25.750	10 - 1:22.054	

Cars 25, 81 - No Transponder, please fit.  
Weather / Track : Cloudy / Drying

msttiming.com

Page 3 of 4

Silverstone  
Circuit Length = 1.6390 miles.  
Start: 10:10 End: 10:25

Printed - 10:27 Saturday, 20 May 2006

# HSCC - Classic Racing Cars

## LAP ANALYSIS - QUALIFYING

(contd.)

<b>66</b>	<b>Greg THORNTON</b>	Titan Mk4
1 - 5:16.573	6 - 1:17.886	11 - 1:17.320
2 - 1:30.042	7 - 1:38.629	12 - <b>1:15.265</b>
3 - 1:22.103	8 - 1:18.473	
4 - 1:21.716	9 - 1:16.447	
5 - 1:20.952	10 - 1:24.801	
<b>72</b>	<b>Simon LANGMAN</b>	Brabham BT30
1 - 5:07.630	6 - 1:29.922	11 - 1:24.846
2 - 1:39.878	7 - 1:26.994	
3 - 1:34.043	8 - 1:25.766	
4 - 1:33.109	9 - <b>1:23.993</b>	
5 - 1:32.260	10 - 1:26.935	
<b>73</b>	<b>John RAND</b>	Palliser WDB2
1 - 5:16.126	6 - 1:19.116	11 - 1:20.289
2 - 1:32.866	7 - 1:21.283	12 - <b>1:18.219</b>
3 - 1:25.572	8 - 1:18.899	
4 - 1:21.125	9 - 1:20.010	
5 - 1:21.295	10 - 1:21.396	
<b>81</b>	<b>Stephen WILKINSON</b>	Brabham BT21
1 - 5:15.758	6 - 1:23.692	11 - 1:21.735
2 - 1:44.476	7 - 1:27.117	12 - <b>1:19.902</b>
3 - 1:31.395	8 - 1:20.147	
4 - 1:27.354	9 - 1:22.028	
5 - 1:26.731	10 - 1:20.303	
<b>86</b>	<b>Owen OAKLEY</b>	Lotus 22
1 - 5:35.427	6 - 1:34.242	
2 - 1:49.629	7 - 1:34.667	
3 - 1:42.586	8 - 1:32.371	
4 - 1:35.252	9 - 1:32.742	
5 - 1:39.196	10 - <b>1:28.513</b>	

Cars 25, 81 - No Transponder, please fit.  
Weather / Track : Cloudy / Drying

msttiming.com

Page 4 of 4

Silverstone  
Circuit Length = 1.6390 miles.  
Start: 10:10 End: 10:25  
Printed - 10:27 Saturday, 20 May 2006

# HSCC - Classic Racing Cars

## GRID - RACE 4

ROW 12		1:32.851	54	WALES
ROW 11	43	1:30.654		WILLIAMS
ROW 10		1:28.513	86	OAKLEY
ROW 9	56	1:24.478		GIDDENS
ROW 8		1:23.993	72	LANGMAN
ROW 7	62	1:20.715		PIKE
ROW 6		1:20.108	27	WILLIAMS
ROW 5	81	1:19.902		WILKINSON
ROW 4		1:18.602	39	RICHINGS
ROW 3	73	1:18.219		RAND
ROW 2		1:17.836	2	MACGREGOR
ROW 1	45	1:15.549		HAINES
		1:15.302	46	BROMLEY
	66	1:15.265		THORNTON
		1:14.853	28	URWIN
	25	1:14.794		COUNSELL
		1:14.599	3	ATKINSON
	4	1:14.442		SYKES
		1:13.871	30	KENDLE
	21	1:13.118		BOWMAN
		1:11.098	57	WILD
	22	1:08.136		GRAY
		1:06.792	59	JONES
<b>POLE</b>				

Weather / Track : Cloudy / Drying

These results are provisional until the conclusion of any judicial and technical matters.

Silverstone

Circuit Length = 1.6390 miles.

Start: 10:10 End: 10:25

Clerk of Course:	Stewards:	Timekeeper:
------------------	-----------	-------------

# HSCC - Classic Racing Cars

## CLASSIFICATION

POS	NO	CL	NAME	NAT	ENTRY	TIME	LAPS	GAP	MPH	BEST
1	22	E4	Ian GRAY		Brabham BT30	20:19.481	14		67.88	1:22.954
2	59	E2	Ian JONES		Lotus 59	20:21.878	14	2.397	67.75	1:22.852
3	30	E2	Richard KENDLE		Brabham BT21B	20:46.338	14	26.857	66.42	1:26.494
4	57	F	David WILD		Lola T200	20:46.610	14	27.129	66.40	1:27.033
5	3	F	Chris ATKINSON		Merlyn Mk20	20:50.266	14	30.785	66.21	1:26.684
6	25	E4	John COUNSELL		Brabham BT23C	21:17.372	14	57.891	64.80	1:26.752
7	21	E2	Neil BOWMAN		Macon MR6	21:17.557	14	58.076	64.79	1:26.630
8	28	D	Richard URWIN		Brabham BT28	21:41.443	14	1:21.962	63.60	1:27.518
9	4	F	John SYKES		Merlyn Mk11A	21:44.500	14	1:25.019	63.45	1:30.545
10	66	F	Greg THORNTON		Titan Mk4	20:30.479	13	1 LAP	62.48	1:31.442
11	27	D	Peter WILLIAMS		Brabham BT15	20:31.387	13	1 LAP	62.43	1:29.413
12	81	D	Stephen WILKINSON		Brabham BT21	20:45.630	13	1 LAP	61.72	1:29.715
13	39	F	Michael RICHINGS		Alexis Mk15	20:49.949	13	1 LAP	61.50	1:31.468
14	73	E2	John RAND		Palliser WDB2	20:52.511	13	1 LAP	61.38	1:33.842
15	72	E4	Simon LANGMAN		Brabham BT30	21:02.602	13	1 LAP	60.89	1:32.502
16	46	F	Mike BROMLEY		Merlyn Mk11A	21:12.940	13	1 LAP	60.39	1:32.292
17	2	F	Roy MACGREGOR		Hawke DL2B	20:28.451	12	2 LAPS	57.78	1:36.650
18	62	E2	Alasdair PIKE		Brabham BT21	20:29.704	12	2 LAPS	57.72	1:37.991
19	56	C	Cliff GIDDENS		Brabham BT16	20:36.667	12	2 LAPS	57.39	1:36.139
20	43	C	Geoffrey WILLIAMS		Cooper T43	21:59.209	12	2 LAPS	53.80	1:46.136
21	29	E2	John OAKLEY		Lotus 51	20:29.403	11	3 LAPS	52.93	1:44.237
22	54	F	Jackie WALES		Merlyn Mk20A	21:15.239	11	3 LAPS	51.03	1:46.651

### NOT CLASSIFIED

86	B	Owen OAKLEY	Lotus 22	8:56.058	5	D.N.F.	55.36	1:40.135
45	E2	Ronnie HAINES	Cooper T82	5:25.591	3	D.N.F.	54.90	1:37.306

### FASTEST LAP

59	E2	Ian JONES	Lotus 59	1:22.852	14	71.21mph	114.61kph
22	E4	Ian GRAY	Brabham BT30	1:22.954	11	71.12mph	114.47kph
3	F	Chris ATKINSON	Merlyn Mk20	1:26.684	13	68.06mph	109.54kph
28	D	Richard URWIN	Brabham BT28	1:27.518	8	67.41mph	108.50kph
56	C	Cliff GIDDENS	Brabham BT16	1:36.139	4	61.37mph	98.77kph
86	B	Owen OAKLEY	Lotus 22	1:40.135	4	58.92mph	94.82kph

Weather / Track : Cloudy / Drying

These results are provisional until the conclusion of any judicial and technical matters.

Silverstone

Circuit Length = 1.6390 miles.

Start: 14:34 End: 14:54

Clerk of Course:

Stewards:

Timekeeper:

# HSCC - Classic Racing Cars

## LAP CHART - RACE 4

Lap 1			Lap 2			Lap 3			Lap 4			Lap 5		
No	Behind	Laptime	No	Behind	Laptime	No	Behind	Laptime	No	Behind	Laptime	No	Behind	Laptime
59		1:34.154	59		1:26.675	59		1:25.334	59		1:25.123	59		1:27.346
30	0.991	1:35.145	30	2.545	1:28.229	30	6.809	1:29.598	29	1 LAP	1:52.063	43	1 LAP	1:49.427
57	2.576	1:36.730	57	4.672	1:28.771	57	8.273	1:28.935	30	9.734	1:28.048	54	1 LAP	1:46.651
22	6.069	1:40.223	3	8.152	1:28.107	3	11.357	1:28.539	57	12.243	1:29.093	30	10.994	1:28.606
3	6.720	1:40.874	21	12.703	1:31.722	22	16.710	1:27.370	3	15.067	1:28.833	57	13.298	1:28.401
21	7.656	1:41.810	66	13.071	1:31.442	21	17.945	1:30.576	22	15.525	1:23.938	22	13.877	1:25.698
39	7.989	1:42.143	39	13.431	1:32.117	66	19.385	1:31.648	21	21.987	1:29.165	3	16.342	1:28.621
66	8.304	1:42.458	4	13.823	1:31.807	39	19.565	1:31.468	66	25.735	1:31.473	29	1 LAP	1:48.654
4	8.691	1:42.845	22	14.674	1:35.280	28	19.875	1:30.425	28	25.973	1:31.221	21	24.994	1:30.353
28	8.990	1:43.144	28	14.784	1:32.469	4	20.333	1:31.844	4	26.630	1:31.420	28	28.014	1:29.387
25	10.653	1:44.807	25	15.500	1:31.522	25	21.073	1:30.907	39	27.404	1:32.962	4	30.649	1:31.365
73	13.397	1:47.551	73	21.973	1:35.251	81	32.456	1:35.192	25	27.950	1:32.000	66	31.191	1:32.802
46	14.787	1:48.941	46	22.296	1:34.184	73	34.725	1:38.086	81	39.229	1:31.896	25	31.867	1:31.263
81	15.521	1:49.675	81	22.598	1:33.752	27	39.825	1:35.713	73	44.192	1:34.590	39	33.821	1:33.763
45	16.530	1:50.684	45	27.161	1:37.306	72	39.895	1:36.155	27	45.776	1:31.074	81	41.598	1:29.715
72	20.278	1:54.432	72	29.074	1:35.471	46	45.267	1:48.305	72	52.193	1:37.421	73	51.845	1:34.999
56	21.097	1:55.251	27	29.446	1:34.785	56	47.761	1:38.334	46	54.865	1:34.721	27	52.298	1:33.868
27	21.336	1:55.490	56	34.761	1:40.339	62	57.805	1:38.826	56	58.777	1:36.139	72	59.965	1:35.118
54	27.187	2:01.341	62	44.313	1:42.387	45	59.428	1:57.601P	62	1:11.830	1:39.148	46	1:01.851	1:34.332
43	27.769	2:01.923	43	47.230	1:46.136	86	1:07.038	1:40.345	86	1:22.050	1:40.135	56	1:09.533	1:38.102
62	28.601	2:02.755	54	51.760	1:51.248	43	1:11.414	1:49.518	2	1:23.261	1:36.760	62	1:24.878	1:40.394
86	32.584	2:06.738	86	52.027	1:46.118	2	1:11.624	1:36.650						
29	33.886	2:08.040	2	1:00.308	1:36.996	54	1:14.939	1:48.513						
2	49.987	2:24.141	29	1:01.175	1:53.964									

Weather / Track : Cloudy / Drying

Silverstone

Circuit Length = 1.6390 miles.

Start: 14:34 End: 14:54

# HSCC - Classic Racing Cars

## LAP CHART - RACE 4

(contd.)

Lap 6			Lap 7			Lap 8			Lap 9			Lap 10		
No	Behind	Laptime	No	Behind	Laptime	No	Behind	Laptime	No	Behind	Laptime	No	Behind	Laptime
59		1:29.762	59		1:26.554	59		1:26.208	59		1:26.692	59		1:27.181
2	1 LAP	1:40.165	22	8.401	1:24.808	22	6.500	1:24.307	72	1 LAP	1:36.258	22	4.265	1:26.662
86	1 LAP	1:42.722	62	1 LAP	1:41.805	30	11.787	1:27.616	22	4.784	1:24.976	43	2 LAPS	1:48.776
22	10.147	1:26.032	30	10.379	1:26.494	56	1 LAP	1:46.345	29	2 LAPS	1:51.232	72	1 LAP	1:35.876
30	10.439	1:29.207	57	14.493	1:28.548	57	16.793	1:28.508	30	16.258	1:31.163	46	1 LAP	1:45.463
57	12.499	1:28.963	2	1 LAP	1:37.949	3	21.127	1:28.802	57	18.838	1:28.737	30	19.019	1:29.942
3	15.801	1:29.221	3	18.533	1:29.286	62	1 LAP	1:40.154	54	2 LAPS	1:54.775	57	19.442	1:27.785
21	26.165	1:30.933	21	30.010	1:30.399	2	1 LAP	1:37.716	3	22.524	1:28.089	3	26.251	1:30.908
43	1 LAP	1:47.913	28	32.976	1:31.678	21	33.082	1:29.280	56	1 LAP	1:41.634	29	2 LAPS	1:50.496
28	27.852	1:29.600	4	43.121	1:36.935	28	34.286	1:27.518	62	1 LAP	1:37.991	21	39.883	1:30.830
54	1 LAP	1:50.058	25	43.624	1:36.979	25	46.447	1:29.031	21	36.234	1:29.844	56	1 LAP	1:48.126
4	32.740	1:31.853	39	44.524	1:34.396	4	48.427	1:31.514	28	36.822	1:29.228	54	2 LAPS	1:55.603
25	33.199	1:31.094	66	47.077	1:32.621	81	58.086	1:35.127	2	1 LAP	1:39.778	25	50.204	1:30.832
39	36.682	1:32.623	43	1 LAP	1:48.752	39	1:03.660	1:45.344	25	46.553	1:26.798	62	1 LAP	1:46.593
66	41.010	1:39.581	81	49.167	1:32.364	66	1:05.683	1:44.814	4	52.280	1:30.545	2	1 LAP	1:40.954
81	43.357	1:31.521	73	1:07.284	1:36.606	27	1:13.847	1:32.424	39	1:10.435	1:33.467	4	58.913	1:33.814
29	1 LAP	1:49.641	27	1:07.631	1:36.181	43	1 LAP	1:52.472	66	1:10.657	1:31.666	28	1:00.712	1:51.071
73	57.232	1:35.149	29	1 LAP	1:52.997	73	1:16.364	1:35.288	27	1:18.834	1:31.679	66	1:17.676	1:34.200
27	58.004	1:35.468	46	1:18.178	1:38.345	46	1:26.440	1:34.470	81	1:19.025	1:47.631	27	1:21.066	1:29.413
72	1:05.419	1:35.216	72	1:18.527	1:39.662				73	1:26.454	1:36.782	39	1:21.295	1:38.041
46	1:06.387	1:34.298	54	1 LAP	2:16.340									
56	1:19.728	1:39.957												

Weather / Track : Cloudy / Drying

Silverstone  
Circuit Length = 1.6390 miles.  
Start: 14:34 End: 14:54



# HSCC - Classic Racing Cars

## LAP CHART - RACE 4

(contd.)

Lap 11			Lap 12			Lap 13			Lap 14			Lap 15		
No	Behind	Laptime	No	Behind	Laptime	No	Behind	Laptime	No	Behind	Laptime	No	Behind	Laptime
59		1:26.544	22		1:24.706	22		1:26.776	22		1:25.751			
22	0.675	1:22.954	27	1 LAP	1:31.415	66	1 LAP	1:31.982	59	2.397	1:22.852			
73	1 LAP	1:34.668	39	1 LAP	1:38.704	59	5.296	1:23.767	2	2 LAPS	1:38.413			
81	1 LAP	1:43.338	59	8.305	1:33.686	27	1 LAP	1:32.571	29	3 LAPS	1:44.237			
72	1 LAP	1:35.223	81	1 LAP	1:32.793	81	1 LAP	1:32.252	62	2 LAPS	1:40.104			
30	20.060	1:27.585	73	1 LAP	1:34.766	39	1 LAP	1:42.230	66	1 LAP	1:31.740			
57	21.393	1:28.495	30	24.271	1:29.592	73	1 LAP	1:33.842	27	1 LAP	1:31.306			
3	28.360	1:28.653	57	24.512	1:28.500	30	25.500	1:28.005	56	2 LAPS	1:48.178			
46	1 LAP	1:38.674	72	1 LAP	1:35.554	57	25.847	1:28.111	81	1 LAP	1:30.374			
43	2 LAPS	1:49.024	3	29.848	1:26.869	54	3 LAPS	1:59.584	30	26.857	1:27.108			
21	51.061	1:37.722	46	1 LAP	1:36.247	3	29.756	1:26.684	57	27.129	1:27.033			
25	54.076	1:30.416	43	2 LAPS	1:47.524	72	1 LAP	1:33.714	39	1 LAP	1:32.691			
29	2 LAPS	1:50.330	21	55.881	1:30.201	46	1 LAP	1:32.668	73	1 LAP	1:34.933			
56	1 LAP	1:41.327	25	56.404	1:27.709	25	56.890	1:27.262	3	30.785	1:26.780			
28	1:07.083	1:32.915	28	1:12.216	1:30.514	21	57.197	1:28.092	72	1 LAP	1:32.502			
4	1:07.663	1:35.294	4	1:15.096	1:32.814	28	1:15.601	1:30.161	46	1 LAP	1:32.292			
62	1 LAP	1:40.956	29	2 LAPS	1:47.749	43	2 LAPS	1:50.033	54	3 LAPS	1:54.192			
2	1 LAP	1:41.601	56	1 LAP	1:42.935	4	1:19.558	1:31.238	25	57.891	1:26.752			
54	2 LAPS	1:56.934	62	1 LAP	1:38.591				21	58.076	1:26.630			
66	1:25.184	1:34.052	2	1 LAP	1:37.328				28	1:21.962	1:32.112			
									4	1:25.019	1:31.212			
									43	2 LAPS	1:47.711			

Weather / Track : Cloudy / Drying

Silverstone  
Circuit Length = 1.6390 miles.  
Start: 14:34 End: 14:54

# HSCC - Classic Sports Cars

## QUALIFYING - AMENDED

POS	NO	CL	NAME	NAT	ENTRY	TIME	LAPS	GAP	MPH
1	84	SRD	James SCHRYVER		Chevron B8	1:06.019	14		89.37
2	2	SRD	Stuart TIZZARD		Lenham Spider	1:07.031	11	1.012	88.02
3	30	SRD	Jim CHAPMAN		Ginetta G16	1:08.748	13	2.729	85.82
4	16	G4	Phillip NELSON		Marcos 1800GT	1:09.489	13	3.470	84.91
5	24	SRC	Mark CLUBB		Elva Mk7S	1:09.515	14	3.496	84.88
6	11	SRB	Andy SHEPHERD		Lotus 23C	1:09.605	13	3.586	84.77
7	26	SRB	Michael HIBBERD		Lotus 23B	1:09.870	14	3.851	84.44
8	70	G12	Les ELY		Jaguar E-Type	1:10.175	14	4.156	84.08
9	76	G12	Andy JENKINSON		Jaguar E-Type	1:10.191	12	4.172	84.06
10	50	SRD	George DOUGLAS		Ginetta G12	1:10.658	13	4.639	83.50
11	58	G12	Harry WYNDHAM		Jaguar E-Type	1:11.010	9	4.991	83.09
12	65	G4	Peter THOMPSON		Marcos 1800GT	1:11.415	13	5.396	82.62
13	92	G2	Michael HARDING		Tatty Turner	1:13.114	12	7.095	80.70
14	48	G4	Mark ASHWORTH		TVR Grantura 1800s	1:13.148	13	7.129	80.66
15	52	G12	WOOLLEY/SMITHIES		Austin Healey 3000	1:13.909	11	7.890	79.83
16	5	G12	Michael MOORE		Jaguar E-Type	1:13.926	10	7.907	79.81
17	6	G12	David BETTS		Ford Shelby Mustang	1:15.481	13	9.462	78.17
18	1	G6	Simon ASHWORTH		MGB	1:15.883	13	9.864	77.75
19	21	G6	Robert BARRIE		Porsche 911	1:16.565	13	10.546	77.06
20	55	G12	Paul CASTALDINI		Jaguar E-Type	1:16.763	8	10.744	76.86
21	25	G2	BEALE/BEALE		Lotus Elite	1:16.936	11	10.917	76.69
22	38	G6	Robi BERNBERG		Porsche 911	1:18.111	12	12.092	75.53
23	34	G2	Steven FARRALL		Tunex Diva GT	1:21.361	11	15.342	72.52
24	72	G5	Jamie BOOT		TVR Griffith 400	1:21.429	3	15.410	72.46

Cars 26, 92 - No Transponder, please fit.

Weather / Track : Cloudy / Drying

These results are provisional until the conclusion of any judicial and technical matters.

Silverstone

Circuit Length = 1.6390 miles.

Start: 10:35 End: 10:50

Clerk of Course:	Stewards:	Timekeeper:
------------------	-----------	-------------

# HSCC - Classic Sports Cars

## LAP ANALYSIS - QUALIFYING

<b>1</b>	<b>Simon ASHWORTH</b>	MGB
1 - 7:31.808	6 - 1:16.907	11 - <b>1:15.883</b>
2 - 1:24.916	7 - 1:16.461	12 - 1:17.165
3 - 1:18.961	8 - 1:18.612	13 - 1:16.734
4 - 1:17.266	9 - 1:15.995	
5 - 1:16.654	10 - 1:16.168	
<b>2</b>	<b>Stuart TIZZARD</b>	Lenham Spider
1 - 8:04.972	6 - 1:08.331	11 - 1:07.403
2 - 2:02.520P	7 - 1:09.627	
3 - 3:05.814	8 - 1:07.798	
4 - 1:09.410	9 - 1:07.474	
5 - 1:08.778	10 - <b>1:07.031</b>	
<b>5</b>	<b>Michael MOORE</b>	Jaguar E-Type
1 - 7:35.820	6 - 1:15.222	
2 - 1:19.128	7 - 1:38.100P	
3 - 1:14.865	8 - 3:30.533	
4 - 1:16.438	9 - <b>1:13.926</b>	
5 - 1:15.293	10 - 1:41.362P	
<b>6</b>	<b>David BETTS</b>	Ford Shelby Mustang
1 - 7:56.909	6 - 1:15.792	11 - 1:15.702
2 - 1:24.580	7 - <b>1:15.481</b>	12 - 1:16.260
3 - 1:18.555	8 - 1:15.505	13 - 1:16.009
4 - 1:17.824	9 - 1:15.797	
5 - 1:17.735	10 - 1:17.133	
<b>11</b>	<b>Andy SHEPHERD</b>	Lotus 23C
1 - 8:06.613	6 - 1:10.025	11 - <b>1:09.605</b>
2 - 1:16.766	7 - 1:12.101	12 - 1:10.545
3 - 1:14.342	8 - 1:15.378	13 - 1:10.166
4 - 1:12.023	9 - 1:13.899	
5 - 1:11.247	10 - 1:17.459	
<b>16</b>	<b>Phillip NELSON</b>	Marcos 1800GT
1 - 7:47.667	6 - 1:10.586	11 - <b>1:09.489</b>
2 - 1:19.455	7 - 1:22.089	12 - 1:10.680
3 - 1:19.231	8 - 1:15.125	13 - 1:15.434
4 - 1:13.354	9 - 1:12.508	
5 - 1:11.707	10 - 1:11.052	

Cars 26, 92 - No Transponder, please fit.  
Weather / Track : Cloudy / Drying

msttiming.com

Page 1 of 4

Silverstone  
Circuit Length = 1.6390 miles.  
Start: 10:35 End: 10:50  
Printed - 10:53 Saturday, 20 May 2006

# HSCC - Classic Sports Cars

## LAP ANALYSIS - QUALIFYING

(contd.)

<b>21</b>	<b>Robert BARRIE</b>	Porsche 911
1 -	7:42.322	6 - 1:17.644
2 -	1:24.290	7 - 1:17.404
3 -	1:21.487	8 - 1:17.830
4 -	1:19.813	9 - 1:17.105
5 -	1:17.929	10 - 1:17.037
11 -	1:17.125	12 - <b>1:16.565</b>
13 -	1:17.980	
<b>24</b>	<b>Mark CLUBB</b>	Elva Mk7S
1 -	7:41.766	6 - 1:11.787
2 -	1:19.652	7 - 1:11.041
3 -	1:14.661	8 - 1:11.428
4 -	1:12.247	9 - 1:11.166
5 -	1:11.455	10 - <b>1:09.515</b>
11 -	1:10.997	12 - 1:11.120
13 -	1:10.688	14 - 1:10.258
<b>25</b>	<b>BEALE/BEALE</b>	Lotus Elite
1 -	7:44.213	6 - 1:37.521P
2 -	1:29.430	7 - 2:22.136
3 -	1:24.091	8 - 1:17.862
4 -	1:22.010	9 - 1:18.417
5 -	1:20.354	10 - <b>1:16.936</b>
11 -	1:17.447	
<b>26</b>	<b>Michael HIBBERD</b>	Lotus 23B
1 -	7:34.026	6 - 1:10.475
2 -	1:16.411	7 - <b>1:09.870</b>
3 -	1:13.170	8 - 1:11.184
4 -	1:11.427	9 - 1:10.403
5 -	1:11.028	10 - 1:10.456
11 -	1:11.575	12 - 1:10.442
13 -	1:11.416	14 - 1:11.274
<b>30</b>	<b>Jim CHAPMAN</b>	Ginetta G16
1 -	7:51.479	6 - 1:09.977
2 -	1:22.340	7 - 1:09.454
3 -	1:14.918	8 - 1:09.552
4 -	1:12.918	9 - 1:09.556
5 -	1:10.878	10 - 1:09.602
11 -	1:12.516	12 - <b>1:08.748</b>
13 -	1:09.357	
<b>34</b>	<b>Steven FARRALL</b>	Tunex Diva GT
1 -	8:09.219	6 - 1:26.450
2 -	1:31.531	7 - 1:23.453
3 -	1:25.461	8 - <b>1:21.361</b>
4 -	1:25.996	9 - 1:21.603
5 -	1:22.889	10 - 1:22.680
11 -	1:21.666	

Cars 26, 92 - No Transponder, please fit.  
Weather / Track : Cloudy / Drying

# HSCC - Classic Sports Cars

## LAP ANALYSIS - QUALIFYING

(contd.)

<b>38</b>	TBD	
1 -	7:58.494	6 - 1:19.016 11 - 1:18.306
2 -	1:24.825	7 - 1:19.288 12 - 1:18.148
3 -	1:20.268	8 - 1:18.934
4 -	1:18.957	9 - 1:19.309
5 -	1:19.434	10 - <b>1:18.111</b>
<b>48</b>	Mark ASHWORTH	TVR Grantura 1800s
1 -	7:34.773	6 - 1:13.711 11 - 1:13.536
2 -	1:23.609	7 - 1:14.330 12 - 1:13.875
3 -	1:16.108	8 - 1:14.284 13 - 1:13.458
4 -	1:14.907	9 - <b>1:13.148</b>
5 -	1:13.628	10 - 1:13.958
<b>50</b>	George DOUGLAS	Ginetta G12
1 -	7:57.237	6 - 1:14.761 11 - 1:11.235
2 -	1:18.299	7 - <b>1:10.658</b> 12 - 1:12.053
3 -	1:14.906	8 - 1:12.476 13 - 1:11.893
4 -	1:14.691	9 - 1:12.135
5 -	1:13.284	10 - 1:12.042
<b>52</b>	WOOLLEY/SMITHIES	Austin Healey 3000
1 -	7:58.961	6 - 1:14.324 11 - 3:04.428
2 -	1:19.999	7 - <b>1:13.909</b>
3 -	1:17.427	8 - 1:16.187
4 -	1:15.876	9 - 1:14.724
5 -	1:13.996	10 - 1:52.935P
<b>55</b>	Paul CASTALDINI	Jaguar E-Type
1 -	7:41.565	6 - <b>1:16.763</b>
2 -	1:22.309	7 - 1:17.198
3 -	1:18.673	8 - 1:47.103P
4 -	1:18.021	
5 -	1:16.927	
<b>58</b>	Harry WYNDHAM	Jaguar E-Type
1 -	7:34.981	6 - <b>1:11.010</b>
2 -	1:18.155	7 - 1:11.031
3 -	1:12.233	8 - 1:11.919
4 -	1:11.749	9 - 1:38.261P
5 -	1:11.992	

Cars 26, 92 - No Transponder, please fit.  
Weather / Track : Cloudy / Drying

msttiming.com

Page 3 of 4

Silverstone  
Circuit Length = 1.6390 miles.  
Start: 10:35 End: 10:50  
Printed - 10:53 Saturday, 20 May 2006

# HSCC - Classic Sports Cars

## LAP ANALYSIS - QUALIFYING

(contd.)

<b>65</b>	<b>Peter THOMPSON</b>	Marcos 1800GT
1 - 7:48.296	6 - 1:13.204	11 - <b>1:11.415</b>
2 - 1:21.979	7 - 1:14.250	12 - 1:12.105
3 - 1:17.162	8 - 1:13.618	13 - 1:12.163
4 - 1:15.222	9 - 1:12.989	
5 - 1:13.854	10 - 1:13.272	
<b>70</b>	<b>Les ELY</b>	Jaguar E-Type
1 - 7:32.871	6 - 1:10.498	11 - 1:11.941
2 - 1:19.489	7 - <b>1:10.175</b>	12 - 1:11.745
3 - 1:12.171	8 - 1:11.738	13 - 1:11.246
4 - 1:11.695	9 - 1:10.884	14 - 1:12.371
5 - 1:10.452	10 - 1:10.994	
<b>72</b>	<b>Jamie BOOT</b>	TVR Griffith 400
1 - 7:42.956		
2 - <b>1:21.429</b>		
3 - 4:04.364P		
<b>76</b>	<b>Andy JENKINSON</b>	Jaguar E-Type
1 - 7:37.104	6 - 1:12.029	11 - 1:12.980
2 - 1:19.880	7 - 1:11.016	12 - 1:10.899
3 - 1:13.567	8 - <b>1:10.191</b>	
4 - 1:14.497	9 - 1:24.302P	
5 - 1:10.908	10 - 2:12.006	
<b>84</b>	<b>James SCHRYVER</b>	Chevron B8
1 - 7:50.817	6 - 1:07.367	11 - 1:09.702
2 - 1:22.048	7 - 1:07.084	12 - 1:06.966
3 - 1:15.085	8 - 1:06.508	13 - 1:06.098
4 - 1:12.094	9 - 1:09.113	14 - <b>1:06.019</b>
5 - 1:09.640	10 - 1:06.382	
<b>92</b>	<b>Michael HARDING</b>	Tatty Turner
1 - 9:01.307P	6 - 1:14.540	11 - 1:13.635
2 - 1:36.707	7 - 1:14.605	12 - <b>1:13.114</b>
3 - 1:18.486	8 - 1:13.796	
4 - 1:15.634	9 - 1:13.580	
5 - 1:15.455	10 - 1:13.652	

Cars 26, 92 - No Transponder, please fit.  
Weather / Track : Cloudy / Drying


msttiming.com

Page 4 of 4

Silverstone  
Circuit Length = 1.6390 miles.  
Start: 10:35 End: 10:50  
Printed - 10:53 Saturday, 20 May 2006

# HSCC - Classic Sports Cars

## AMENDED GRID - RACE 5

ROW 12	1:21.361 34 FARRALL	1:21.429 72 BOOT
ROW 11	1:16.936 25 BEALE/BEALE	1:18.111 38 BERNBERG
ROW 10	1:16.565 21 BARRIE	1:16.763 55 CASTALDINI
ROW 9	1:15.481 6 BETTS	1:15.883 1 ASHWORTH
ROW 8	1:13.909 52 WOOLLEY/SMITHIES	1:13.926 5 MOORE
ROW 7	1:13.114 92 HARDING	1:13.148 48 ASHWORTH
ROW 6	1:11.010 58 WYNDHAM	1:11.415 65 THOMPSON
ROW 5	1:10.191 76 JENKINSON	1:10.658 50 DOUGLAS
ROW 4	1:09.870 26 HIBBERD	1:10.175 70 ELY
ROW 3	1:09.515 24 CLUBB	1:09.605 11 SHEPHERD
ROW 2	1:08.748 30 CHAPMAN	1:09.489 16 NELSON
ROW 1	1:06.019 84 SCHRYVER	1:07.031 2 TIZZARD
<b>POLE</b>		
		

**Cars 26, 92 - No Transponder, please fit.**

**Weather / Track : Cloudy / Drying**

**These results are provisional until the conclusion of any judicial and technical matters.**

Silverstone

Circuit Length = 1.6390 miles.

Start: 10:35 End: 10:50

Clerk of Course:	Stewards:	Timekeeper:

# HSCC - Classic Sports Cars

## CLASSIFICATION

POS	NO	CL	NAME	NAT	ENTRY	TIME	LAPS	GAP	MPH	BEST
1	84	SRD	James SCHRYVER		Chevron B8	30:03.951	21		68.78	1:20.868
2	2	SRD	Stuart TIZZARD		Lenham Spider	30:07.519	21	3.568	68.64	1:20.955
3	92	G2	Michael HARDING		Tatty Turner	31:11.701	21	1:07.750	66.29	1:25.053
4	11	SRB	Andy SHEPHERD		Lotus 23C	31:14.426	21	1:10.475	66.19	1:24.932
5	26	SRB	Michael HIBBERD		Lotus 23B	31:21.699	21	1:17.748	65.94	1:24.702
6	70	G12	Les ELY		Jaguar E-Type	31:23.173	21	1:19.222	65.89	1:25.756
7	16	G4	Phillip NELSON		Marcos 1800GT	31:28.144	21	1:24.193	65.71	1:26.024
8	30	SRD	Jim CHAPMAN		Ginetta G16	30:37.404	20	1 LAP	64.32	1:25.908
9	58	G12	Harry WYNDHAM		Jaguar E-Type	30:47.704	20	1 LAP	63.96	1:28.187
10	48	G4	Mark ASHWORTH		TVR Grantura 1800s	30:55.157	20	1 LAP	63.70	1:29.163
11	50	SRD	George DOUGLAS		Ginetta G12	30:55.861	20	1 LAP	63.68	1:26.013
12	76	G12	Andy JENKINSON		Jaguar E-Type	31:01.732	20	1 LAP	63.48	1:28.403
13	21	G6	Robert BARRIE		Porsche 911	31:16.845	20	1 LAP	62.97	1:29.327
14	65	G4	Peter THOMPSON		Marcos 1800GT	31:19.366	20	1 LAP	62.88	1:29.821
15	1	G6	Simon ASHWORTH		MGB	31:23.807	20	1 LAP	62.73	1:30.355
16	24	SRC	Mark CLUBB		Elva Mk7S	31:34.434	20	1 LAP	62.38	1:28.084
17	52	G12	WOOLLEY/SMITHIES		Austin Healey 3000	30:13.115	19	2 LAPS	61.92	1:31.036
18	55	G12	Paul CASTALDINI		Jaguar E-Type	30:47.238	19	2 LAPS	60.78	1:33.891
19	6	G12	David BETTS		Ford Shelby Mustang	30:54.341	19	2 LAPS	60.55	1:32.061
20	25	G2	BEALE/BEALE		Lotus Elite	30:54.690	19	2 LAPS	60.54	1:31.510
21	34	G2	Steven FARRALL		Tunex Diva GT	31:26.451	18	3 LAPS	56.39	1:37.698

### NOT CLASSIFIED

38	G6	Robi BERNBERG		Porsche 911	23:52.761	15	D.N.F.	61.89	1:32.132
96	G6	Dick GRAINGER		Porsche 911	31:05.266	11	N.C.F.	34.89	1:35.283

### FASTEST LAP

84	SRD	James SCHRYVER		Chevron B8	1:20.868	20	72.96mph	117.42kph
26	SRB	Michael HIBBERD		Lotus 23B	1:24.702	20	69.66mph	112.10kph
92	G2	Michael HARDING		Tatty Turner	1:25.053	21	69.37mph	111.64kph
70	G12	Les ELY		Jaguar E-Type	1:25.756	19	68.80mph	110.73kph
16	G4	Phillip NELSON		Marcos 1800GT	1:26.024	20	68.59mph	110.38kph
24	SRC	Mark CLUBB		Elva Mk7S	1:28.084	16	66.98mph	107.80kph
21	G6	Robert BARRIE		Porsche 911	1:29.327	20	66.05mph	106.30kph

Weather / Track : Raining / Wet

These results are provisional until the conclusion of any judicial and technical matters.

Silverstone

Circuit Length = 1.6390 miles.

Start: 15:12 End: 15:42

Clerk of Course:

Stewards:

Timekeeper:



**HSCC - Classic Sports Cars**  
**LAP CHART - RACE 5**

Lap 1			Lap 2			Lap 3			Lap 4			Lap 5		
No	Behind	Laptime	No	Behind	Laptime	No	Behind	Laptime	No	Behind	Laptime	No	Behind	Laptime
84		1:34.103	84		1:28.104	84		1:28.652	84		1:27.272	84		1:25.059
2	1.980	1:36.083	2	3.453	1:29.577	2	3.903	1:29.102	2	4.125	1:27.494	2	6.819	1:27.753
11	5.175	1:39.278	11	6.712	1:29.641	11	8.057	1:29.997	11	10.246	1:29.461	11	14.598	1:29.411
24	5.906	1:40.009	70	9.131	1:30.654	70	11.597	1:31.118	70	14.009	1:29.684	16	18.151	1:28.553
70	6.581	1:40.684	16	11.164	1:31.841	16	12.597	1:30.085	16	14.657	1:29.332	70	18.595	1:29.645
16	7.427	1:41.530	50	11.809	1:32.087	50	13.227	1:30.070	50	15.300	1:29.345	92	24.227	1:29.291
50	7.826	1:41.929	92	14.246	1:31.378	92	17.036	1:31.442	92	19.995	1:30.231	26	28.756	1:28.046
92	10.972	1:45.075	48	19.363	1:33.381	48	22.087	1:31.376	48	24.434	1:29.619	48	29.801	1:30.426
65	13.183	1:47.286	26	21.671	1:35.514	26	23.496	1:30.477	26	25.769	1:29.545	50	30.479	1:40.238
48	14.086	1:48.189	65	22.902	1:37.823	65	28.837	1:34.587	65	35.353	1:33.788	30	42.835	1:29.043
26	14.261	1:48.364	24	23.203	1:45.401	38	33.536	1:37.680	30	38.851	1:30.111	65	43.943	1:33.649
76	14.356	1:48.459	38	24.508	1:37.592	21	33.860	1:36.455	76	40.566	1:33.580	76	46.654	1:31.147
1	14.762	1:48.865	21	26.057	1:37.838	76	34.258	1:34.746	38	42.208	1:35.944	58	47.047	1:29.034
38	15.020	1:49.123	1	26.307	1:39.649	1	35.570	1:37.915	21	42.855	1:36.267	21	52.063	1:34.267
21	16.323	1:50.426	76	28.164	1:41.912	30	36.012	1:30.690	58	43.072	1:31.094	38	52.960	1:35.811
52	17.018	1:51.121	55	31.215	1:41.171	55	39.069	1:36.506	1	43.330	1:35.032	1	53.282	1:35.011
55	18.148	1:52.251	6	33.539	1:40.385	58	39.250	1:32.944	55	48.820	1:37.023	55	58.607	1:34.846
6	21.258	1:55.361	30	33.974	1:33.007	6	43.831	1:38.944	24	53.643	1:36.655	52	1:02.415	1:32.704
25	23.099	1:57.202	58	34.958	1:36.122	24	44.260	1:49.709	52	54.770	1:34.450	24	1:02.591	1:34.007
96	24.476	1:58.579	25	35.984	1:40.989	25	45.225	1:37.893	6	56.050	1:39.491	6	1:06.517	1:35.526
58	26.940	2:01.043	96	37.387	1:41.015	96	47.001	1:38.266	25	56.828	1:38.875	25	1:07.262	1:35.493
30	29.071	2:03.174	52	41.747	1:52.833	52	47.592	1:34.497	96	1:14.353	1:54.624			
34	29.142	2:03.245	34	45.336	1:44.298	34	56.670	1:39.986	34	1:21.368	1:51.970			

Weather / Track : Raining / Wet

Silverstone  
Circuit Length = 1.6390 miles.  
Start: 15:12 End: 15:42

**HSCC - Classic Sports Cars  
LAP CHART - RACE 5**

(contd.)

Lap 6			Lap 7			Lap 8			Lap 9			Lap 10		
No	Behind	Laptime	No	Behind	Laptime	No	Behind	Laptime	No	Behind	Laptime	No	Behind	Laptime
84		1:26.085	84		1:25.766	84		1:28.259	84		1:27.108	84		1:25.208
2	7.461	1:26.727	2	8.111	1:26.416	6	1 LAP	1:36.859	55	1 LAP	1:36.138	24	1 LAP	1:31.181
11	17.149	1:28.636	11	21.523	1:30.140	25	1 LAP	1:37.135	2	4.600	1:25.007	52	1 LAP	1:32.578
16	21.773	1:29.707	16	25.489	1:29.482	2	6.701	1:26.849	6	1 LAP	1:36.962	2	5.584	1:26.192
34	1 LAP	1:51.874	70	27.122	1:30.339	11	23.825	1:30.561	25	1 LAP	1:36.738	55	1 LAP	1:38.454
70	22.549	1:30.039	92	30.270	1:29.176	16	26.794	1:29.564	96	3 LAPS	4:02.227P	6	1 LAP	1:36.364
92	26.860	1:28.718	26	34.237	1:29.474	70	28.485	1:29.622	11	26.001	1:29.284	25	1 LAP	1:36.064
26	30.529	1:27.858	50	38.978	1:30.501	92	30.656	1:28.645	16	28.513	1:28.827	11	30.790	1:29.997
50	34.243	1:29.849	48	43.142	1:32.726	26	36.265	1:30.287	70	31.333	1:29.956	16	32.378	1:29.073
96	1 LAP	2:13.734P	34	1 LAP	1:49.788	48	48.523	1:33.640	92	31.749	1:28.201	70	34.939	1:28.814
48	36.182	1:32.466	58	58.793	1:31.706	30	1:01.748	1:30.179	26	38.215	1:29.058	92	35.088	1:28.547
65	51.162	1:33.304	65	59.656	1:34.260	58	1:02.369	1:31.835	48	55.673	1:34.258	26	41.030	1:28.023
58	52.853	1:31.891	30	59.828	1:29.270	34	1 LAP	1:46.220	30	1:03.561	1:28.921	48	1:02.531	1:32.066
76	53.924	1:33.355	76	1:01.028	1:32.870	50	1:04.597	1:53.878	58	1:06.141	1:30.880	30	1:07.030	1:28.677
30	56.324	1:39.574	21	1:07.447	1:33.996	65	1:06.108	1:34.711	50	1:07.338	1:29.849	58	1:10.722	1:29.789
21	59.217	1:33.239	38	1:08.496	1:34.259	76	1:06.326	1:33.557	76	1:09.996	1:30.778	50	1:11.420	1:29.290
38	1:00.003	1:33.128	1	1:08.840	1:34.135	21	1:11.677	1:32.489	65	1:14.712	1:35.712	76	1:15.699	1:30.911
1	1:00.471	1:33.274	52	1:19.674	1:35.337	38	1:13.599	1:33.362	21	1:17.294	1:32.725	65	1:24.517	1:35.013
55	1:08.811	1:36.289	24	1:20.148	1:35.349	1	1:14.998	1:34.417	38	1:18.623	1:32.132	21	1:24.850	1:32.764
52	1:10.103	1:33.773	55	1:20.323	1:37.278	24	1:23.887	1:31.998	1	1:20.350	1:32.460	38	1:25.761	1:32.346
24	1:10.565	1:34.059				52	1:25.138	1:33.723	34	1 LAP	1:46.099			
6	1:17.609	1:37.177												
25	1:18.277	1:37.100												

Weather / Track : Raining / Wet

Silverstone  
Circuit Length = 1.6390 miles.  
Start: 15:12 End: 15:42

**HSCC - Classic Sports Cars  
LAP CHART - RACE 5**

(contd.)

Lap 11			Lap 12			Lap 13			Lap 14			Lap 15		
No	Behind	Laptime	No	Behind	Laptime	No	Behind	Laptime	No	Behind	Laptime	No	Behind	Laptime
84		1:25.833	84		1:25.581	84		1:24.792	84		1:24.123	84		1:24.975
1	1 LAP	1:31.205	2	4.214	1:25.100	76	1 LAP	1:32.651	2	6.228	1:25.616	48	1 LAP	1:31.614
2	4.695	1:24.944	21	1 LAP	1:34.345	2	4.735	1:25.313	76	1 LAP	1:32.436	58	1 LAP	1:29.596
24	1 LAP	1:31.327	65	1 LAP	1:34.893	65	1 LAP	1:33.827	65	1 LAP	1:33.518	50	1 LAP	1:29.322
52	1 LAP	1:31.847	38	1 LAP	1:34.407	1	1 LAP	1:33.819	1	1 LAP	1:33.040	2	6.806	1:25.553
34	2 LAPS	1:43.119	1	1 LAP	1:33.844	38	1 LAP	1:35.023	21	1 LAP	1:32.016	76	1 LAP	1:31.721
55	1 LAP	1:38.216	24	1 LAP	1:30.870	21	1 LAP	1:36.411	38	1 LAP	1:32.696	65	1 LAP	1:32.477
6	1 LAP	1:36.169	52	1 LAP	1:31.398	24	1 LAP	1:31.142	24	1 LAP	1:32.423	24	1 LAP	1:30.995
25	1 LAP	1:36.412	34	2 LAPS	1:40.488	52	1 LAP	1:33.209	52	1 LAP	1:31.036	21	1 LAP	1:32.937
11	35.316	1:30.359	55	1 LAP	1:36.279	11	42.953	1:28.747	11	47.741	1:28.911	1	1 LAP	1:33.721
16	35.750	1:29.205	11	38.998	1:29.263	92	44.746	1:28.455	92	48.741	1:28.118	52	1 LAP	1:31.774
92	36.486	1:27.231	92	41.083	1:30.178	16	46.967	1:29.805	16	52.527	1:29.683	38	1 LAP	1:37.031
70	39.038	1:29.932	16	41.954	1:31.785	34	2 LAPS	1:42.815	70	55.453	1:29.350	92	52.355	1:28.589
26	42.945	1:27.748	6	1 LAP	1:37.481	70	50.226	1:30.867	26	56.283	1:28.948	11	52.609	1:29.843
48	1:09.366	1:32.668	70	44.151	1:30.694	26	51.458	1:30.297	55	1 LAP	1:35.904	16	55.166	1:27.614
30	1:10.221	1:29.024	25	1 LAP	1:38.547	55	1 LAP	1:39.638	6	1 LAP	1:36.000	70	59.727	1:29.249
58	1:15.121	1:30.232	26	45.953	1:28.589	6	1 LAP	1:36.480	25	1 LAP	1:35.437	26	1:00.417	1:29.109
50	1:15.638	1:30.051	30	1:12.102	1:27.462	25	1 LAP	1:36.024	34	2 LAPS	1:47.394	55	1 LAP	1:35.198
76	1:21.624	1:31.758	48	1:13.757	1:29.972	30	1:16.821	1:29.511	30	1:22.132	1:29.434	6	1 LAP	1:35.005
			58	1:19.192	1:29.652	48	1:19.581	1:30.616				25	1 LAP	1:34.916
			50	1:20.257	1:30.200	58	1:23.166	1:28.766						
						50	1:23.876	1:28.411						

Weather / Track : Raining / Wet

Silverstone  
Circuit Length = 1.6390 miles.  
Start: 15:12 End: 15:42

# HSCC - Classic Sports Cars

## LAP CHART - RACE 5

(contd.)

Lap 16			Lap 17			Lap 18			Lap 19			Lap 20		
No	Behind	Laptime	No	Behind	Laptime	No	Behind	Laptime	No	Behind	Laptime	No	Behind	Laptime
84		1:24.952	84		1:24.949	84		1:26.382	84		1:24.096	84		1:20.868
30	1 LAP	1:30.648	6	2 LAPS	1:34.510	2	3.950	1:24.371	2	2.978	1:23.124	2	4.397	1:22.287
34	3 LAPS	1:41.641	25	2 LAPS	1:34.638	55	2 LAPS	1:34.945	55	2 LAPS	1:33.970	30	1 LAP	1:28.131
2	6.558	1:24.704	2	5.961	1:24.352	96	10 LAPS	1:40.402	30	1 LAP	1:33.851	55	2 LAPS	1:34.682
58	1 LAP	1:30.269	30	1 LAP	1:29.529	6	2 LAPS	1:36.607	58	1 LAP	1:35.520	58	1 LAP	1:28.187
50	1 LAP	1:30.369	58	1 LAP	1:29.146	30	1 LAP	1:31.260	6	2 LAPS	1:39.423	6	2 LAPS	1:33.536
48	1 LAP	1:33.794	50	1 LAP	1:28.903	25	2 LAPS	1:37.027	50	1 LAP	1:35.628	25	2 LAPS	1:33.141
76	1 LAP	1:31.358	48	1 LAP	1:32.402	58	1 LAP	1:29.071	25	2 LAPS	1:39.549	48	1 LAP	1:30.671
24	1 LAP	1:28.945	34	3 LAPS	1:42.878	50	1 LAP	1:29.151	96	10 LAPS	1:44.796	50	1 LAP	1:40.777
65	1 LAP	1:31.650	76	1 LAP	1:30.662	48	1 LAP	1:32.119	48	1 LAP	1:33.991	96	10 LAPS	1:38.596
21	1 LAP	1:31.084	24	1 LAP	1:28.084	34	3 LAPS	1:39.675	76	1 LAP	1:31.272	76	1 LAP	1:28.900
1	1 LAP	1:31.418	65	1 LAP	1:29.821	76	1 LAP	1:31.256	34	3 LAPS	1:39.133	92	1:04.481	1:26.535
38	1 LAP	1:32.227	21	1 LAP	1:29.895	21	1 LAP	1:30.107	21	1 LAP	1:30.200	21	1 LAP	1:30.057
92	53.806	1:26.403	1	1 LAP	1:30.629	65	1 LAP	1:31.689	65	1 LAP	1:31.272	34	3 LAPS	1:37.698
52	1 LAP	1:39.663	92	55.813	1:26.956	1	1 LAP	1:31.961	92	58.814	1:26.286	65	1 LAP	1:30.026
11	55.816	1:28.159	11	57.813	1:26.946	92	56.624	1:27.193	1	1 LAP	1:32.055	11	1:07.327	1:26.346
16	58.901	1:28.687	52	1 LAP	1:32.862	11	59.304	1:27.873	11	1:01.849	1:26.641	1	1 LAP	1:30.355
70	1:03.380	1:28.605	16	1:02.592	1:28.640	16	1:05.154	1:28.944	16	1:08.555	1:27.497	16	1:13.711	1:26.024
26	1:04.748	1:29.283	70	1:05.988	1:27.557	24	1 LAP	1:51.851	70	1:09.054	1:25.756	70	1:14.269	1:26.083
96	9 LAPS	1:57.744	26	1:07.074	1:27.275	70	1:07.394	1:27.788	26	1:10.937	1:26.991	26	1:14.771	1:24.702
55	1 LAP	1:34.559				26	1:08.042	1:27.350	24	1 LAP	1:29.420	24	1 LAP	1:29.425
						52	1 LAP	1:35.695	52	1 LAP	1:32.347			

Weather / Track : Raining / Wet

Silverstone  
 Circuit Length = 1.6390 miles.  
 Start: 15:12 End: 15:42

**HSCC - Classic Sports Cars  
LAP CHART - RACE 5**

(contd.)

Lap 21			Lap 22			Lap 23			Lap 24			Lap 25		
No	Behind	Laptime	No	Behind	Laptime	No	Behind	Laptime	No	Behind	Laptime	No	Behind	Laptime
84		1:21.784												
2	3.568	1:20.955												
52	2 LAPS	1:32.268												
30	1 LAP	1:25.908												
55	2 LAPS	1:33.891												
58	1 LAP	1:30.927												
6	2 LAPS	1:32.061												
25	2 LAPS	1:31.510												
48	1 LAP	1:29.163												
50	1 LAP	1:26.013												
76	1 LAP	1:28.403												
96	10 LAPS	1:35.283												
92	1:07.750	1:25.053												
11	1:10.475	1:24.932												
21	1 LAP	1:29.327												
65	1 LAP	1:30.060												
26	1:17.748	1:24.761												
70	1:19.222	1:26.737												
1	1 LAP	1:31.002												
34	3 LAPS	1:38.130												
16	1:24.193	1:32.266												
24	1 LAP	1:31.584												

Weather / Track : Raining / Wet


Silverstone  
Circuit Length = 1.6390 miles.  
Start: 15:12 End: 15:42

# HSCC - Classic Sports Cars

## GRID - RACE 12

ROW 12	38	BERNBERG		
ROW 11	34	FARRALL	96	GRAINGER
ROW 10	6	BETTS	25	BEALE/BEALE
ROW 9	52	WOOLLEY/SMITHIES	55	CASTALDINI
ROW 8	1	ASHWORTH	24	CLUBB
ROW 7	21	BARRIE	65	THOMPSON
ROW 6	50	DOUGLAS	76	JENKINSON
ROW 5	58	WYNDHAM	48	ASHWORTH
ROW 4	16	NELSON	30	CHAPMAN
ROW 3	26	HIBBERD	70	ELY
ROW 2	92	HARDING	11	SHEPHERD
ROW 1	84	SCHRYVER	2	TIZZARD

POLE



**Weather / Track : Raining / Wet**  
**These results are provisional until the conclusion of any judicial and technical matters.**

Silverstone  
Circuit Length = 1.6390 miles.  
Start: 15:12 End: 15:42

Clerk of Course:	Stewards:	Timekeeper:
------------------	-----------	-------------

# HSCC - Classic Sports Cars

## CLASSIFICATION - PART 2

POS	NO	CL	NAME	NAT	ENTRY	TIME	LAPS	GAP	MPH	BEST
1	2	SRD	Stuart TIZZARD		Lenham Spider	20:52.304	14		66.10	1:27.055
2	84	SRD	James SCHRYVER		Chevron B8	21:05.310	14	13.006	65.42	1:28.034
3	70	G12	Les ELY		Jaguar E-Type	21:06.246	14	13.942	65.37	1:28.222
4	30	SRD	Jim CHAPMAN		Ginetta G16	21:41.963	14	49.659	63.58	1:30.669
5	16	G4	Phillip NELSON		Marcos 1800GT	21:43.340	14	51.036	63.51	1:30.856
6	58	G12	Harry WYNDHAM		Jaguar E-Type	21:46.155	14	53.851	63.37	1:30.582
7	76	G12	Andy JENKINSON		Jaguar E-Type	21:47.836	14	55.532	63.29	1:30.941
8	65	G4	Peter THOMPSON		Marcos 1800GT	22:15.776	14	1:23.472	61.97	1:32.330
9	48	G4	Mark ASHWORTH		TVR Grantura 1800s	22:17.136	14	1:24.832	61.91	1:33.068
10	1	G6	Simon ASHWORTH		MGB	22:19.493	14	1:27.189	61.80	1:33.023
11	50	SRD	George DOUGLAS		Ginetta G12	22:20.580	14	1:28.276	61.75	1:31.664
12	5	G12	Michael MOORE		Jaguar E-Type	21:02.539	13	1 LAP	60.89	1:33.015
13	92	G2	Michael HARDING		Tatty Turner	21:04.986	13	1 LAP	60.77	1:34.779
14	55	G12	Paul CASTALDINI		Jaguar E-Type	21:09.273	13	1 LAP	60.57	1:34.226
15	21	G6	Robert BARRIE		Porsche 911	21:12.296	13	1 LAP	60.42	1:34.755
16	52	G12	WOOLLEY/SMITHIES		Austin Healey 3000	21:29.872	13	1 LAP	59.60	1:36.673
17	38	G6	Robi BERNBERG		Porsche 911	21:30.500	13	1 LAP	59.57	1:36.291
18	26	SRB	Michael HIBBERD		Lotus 23B	21:37.583	13	1 LAP	59.25	1:35.553
19	11	SRB	Andy SHEPHERD		Lotus 23C	21:41.636	13	1 LAP	59.06	1:35.775
20	25	G2	BEALE/BEALE		Lotus Elite	21:53.870	13	1 LAP	58.51	1:35.959
21	6	G12	David BETTS		Ford Shelby Mustang	22:27.950	13	1 LAP	57.03	1:40.413
22	96	G6	Dick GRAINGER		Porsche 911	21:40.046	12	2 LAPS	54.59	1:37.823
23	34	G2	Steven FARRALL		Tunex Diva GT	21:51.725	12	2 LAPS	54.11	1:44.312

### NOT CLASSIFIED

24	SRC	Mark CLUBB		Elva Mk7S	14:28.777	9	D.N.F.	61.32	1:33.253
----	-----	------------	--	-----------	-----------	---	--------	-------	----------

### FASTEST LAP

84	SRD	James SCHRYVER		Chevron B8	1:28.034	3	67.02mph	107.86kph
26	SRB	Michael HIBBERD		Lotus 23B	1:35.553	8	61.75mph	99.37kph
92	G2	Michael HARDING		Tatty Turner	1:34.779	5	62.25mph	100.18kph
70	G12	Les ELY		Jaguar E-Type	1:28.222	4	66.88mph	107.63kph
16	G4	Phillip NELSON		Marcos 1800GT	1:30.856	3	64.94mph	104.51kph
24	SRC	Mark CLUBB		Elva Mk7S	1:33.253	7	63.27mph	101.82kph
21	G6	Robert BARRIE		Porsche 911	1:34.755	7	62.27mph	100.21kph

Weather / Track : Raining / Wet

These results are provisional until the conclusion of any judicial and technical matters.

Silverstone

Circuit Length = 1.6390 miles.

Start: 15:05 End: 15:26

Clerk of Course:

Stewards:

Timekeeper:

# HSCC - Classic Sports Cars

## COMBINED RACE RESULT

POS	NO	CL	NAME	NAT	ENTRY	TIME	LAPS	GAP	MPH	BEST
1	2	SRD	Stuart TIZZARD		Lenham Spider	50:59.823	35		67.55	1:20.955
2	84	SRD	James SCHRYVER		Chevron B8	51:09.261	35	9.438	67.34	1:20.868
3	70	G12	Les ELY		Jaguar E-Type	52:29.419	35	1:29.596	65.62	1:25.756
4	16	G4	Phillip NELSON		Marcos 1800GT	53:11.484	35	2:11.661	64.76	1:26.024
5	92	G2	Michael HARDING		Tatty Turner	52:16.687	34	1 LAP	64.01	1:25.053
6	30	SRD	Jim CHAPMAN		Ginetta G16	52:19.367	34	1 LAP	63.95	1:25.908
7	58	G12	Harry WYNDHAM		Jaguar E-Type	52:33.859	34	1 LAP	63.66	1:28.187
8	76	G12	Andy JENKINSON		Jaguar E-Type	52:49.568	34	1 LAP	63.34	1:28.403
9	11	SRB	Andy SHEPHERD		Lotus 23C	52:56.062	34	1 LAP	63.22	1:24.932
10	26	SRB	Michael HIBBERD		Lotus 23B	52:59.282	34	1 LAP	63.15	1:24.702
11	48	G4	Mark ASHWORTH		TVR Grantura 1800s	53:12.293	34	1 LAP	62.89	1:29.163
12	50	SRD	George DOUGLAS		Ginetta G12	53:16.441	34	1 LAP	62.81	1:26.013
13	65	G4	Peter THOMPSON		Marcos 1800GT	53:35.142	34	1 LAP	62.45	1:29.821
14	1	G6	Simon ASHWORTH		MGB	53:43.300	34	1 LAP	62.29	1:30.355
15	21	G6	Robert BARRIE		Porsche 911	52:29.141	33	2 LAPS	61.88	1:29.327
16	52	G12	WOOLLEY/SMITHIES		Austin Healey 3000	51:42.987	32	3 LAPS	60.90	1:31.036
17	55	G12	Paul CASTALDINI		Jaguar E-Type	51:56.511	32	3 LAPS	60.64	1:33.891
18	25	G2	BEALE/BEALE		Lotus Elite	52:48.560	32	3 LAPS	59.64	1:31.510
19	6	G12	David BETTS		Ford Shelby Mustang	53:22.291	32	3 LAPS	59.01	1:32.061
20	34	G2	Steven FARRALL		Tunex Diva GT	53:18.176	30	5 LAPS	55.40	1:37.698
21	24	SRC	Mark CLUBB		Elva Mk7S	46:03.211	29	6 LAPS	61.98	1:28.084
22	38	G6	Robi BERNBERG		Porsche 911	45:23.261	28	7 LAPS	60.73	1:32.132
23	96	G6	Dick GRAINGER		Porsche 911	52:45.312	23	12 LAPS	42.93	1:35.283
24	5	G12	Michael MOORE		Jaguar E-Type	21:02.539	13	22 LAPS	60.89	1:33.015

### FASTEST LAP

84	SRD	James SCHRYVER	Chevron B8	1:20.868	20	72.96mph	117.42kph
26	SRB	Michael HIBBERD	Lotus 23B	1:24.702	20	69.66mph	112.10kph
92	G2	Michael HARDING	Tatty Turner	1:25.053	21	69.37mph	111.64kph
70	G12	Les ELY	Jaguar E-Type	1:25.756	19	68.80mph	110.73kph
16	G4	Phillip NELSON	Marcos 1800GT	1:26.024	20	68.59mph	110.38kph
24	SRC	Mark CLUBB	Elva Mk7S	1:28.084	16	66.98mph	107.80kph
21	G6	Robert BARRIE	Porsche 911	1:29.327	20	66.05mph	106.30kph

Weather / Track : Raining / Wet

These results are provisional until the conclusion of any judicial and technical matters.

Silverstone

Circuit Length = 1.6390 miles.

Start: 15:05 End: 15:26

Clerk of Course:

Stewards:

Timekeeper:



**HSCC - Classic Sports Cars**  
**LAP CHART - RACE 12**

Lap 1			Lap 2			Lap 3			Lap 4			Lap 5		
No	Behind	Laptime	No	Behind	Laptime	No	Behind	Laptime	No	Behind	Laptime	No	Behind	Laptime
2		1:36.944	2		1:27.296	2		1:28.346	2		1:29.829	2		1:27.846
84	0.777	1:37.721	84	2.967	1:29.486	84	2.655	1:28.034	84	1.530	1:28.704	84	1.724	1:28.040
70	1.856	1:38.800	70	3.296	1:28.736	70	3.934	1:28.984	70	2.327	1:28.222	70	3.106	1:28.625
30	4.349	1:41.293	30	7.722	1:30.669	30	10.221	1:30.845	30	12.776	1:32.384	30	16.434	1:31.504
16	6.870	1:43.814	16	12.772	1:33.198	16	15.282	1:30.856	16	16.825	1:31.372	16	20.570	1:31.591
58	9.232	1:46.176	58	13.878	1:31.942	58	18.901	1:33.369	58	22.109	1:33.037	58	27.562	1:33.299
48	10.778	1:47.722	48	17.222	1:33.740	76	22.206	1:32.702	76	25.151	1:32.774	76	28.246	1:30.941
76	11.544	1:48.488	76	17.850	1:33.602	48	23.744	1:34.868	48	28.886	1:34.971	48	36.113	1:35.073
11	13.657	1:50.601	65	21.935	1:35.245	65	28.677	1:35.088	65	33.280	1:34.432	65	39.736	1:34.302
65	13.986	1:50.930	24	25.754	1:36.839	24	32.233	1:34.825	24	37.081	1:34.677	24	43.231	1:33.996
92	14.562	1:51.506	92	26.817	1:39.551	1	34.039	1:35.197	1	37.925	1:33.715	1	43.617	1:33.538
50	14.896	1:51.840	1	27.188	1:38.938	92	35.067	1:36.596	50	40.470	1:34.903	50	44.288	1:31.664
1	15.546	1:52.490	52	28.172	1:39.554	50	35.396	1:34.277	92	41.229	1:35.991	92	48.162	1:34.779
52	15.914	1:52.858	11	29.122	1:42.761	52	37.505	1:37.679	52	46.631	1:38.955	55	55.208	1:36.094
24	16.211	1:53.155	50	29.465	1:41.865	55	39.081	1:37.024	55	46.960	1:37.708	5	55.456	1:35.710
21	17.924	1:54.868	55	30.403	1:39.304	21	41.469	1:38.564	5	47.592	1:35.522	21	57.150	1:36.436
55	18.395	1:55.339	21	31.251	1:40.623	5	41.899	1:38.462	21	48.560	1:36.920	52	59.155	1:40.370
38	19.128	1:56.072	5	31.783	1:38.958	38	43.263	1:39.401	38	50.442	1:37.008	38	1:00.053	1:37.457
25	19.705	1:56.649	38	32.208	1:40.376	25	44.350	1:40.027	25	50.480	1:35.959	11	1:06.364	1:39.866
5	20.121	1:57.065	25	32.669	1:40.260	11	45.346	1:44.570	11	54.344	1:38.827	96	1:07.410	1:39.263
96	22.170	1:59.114	96	34.719	1:39.845	96	46.746	1:40.373	96	55.993	1:39.076	26	1:07.921	1:38.258
6	25.539	2:02.483	6	39.974	1:41.731	26	49.948	1:37.899	26	57.509	1:37.390	25	1:10.074	1:47.440
26	27.586	2:04.530	26	40.395	1:40.105	6	54.248	1:42.620	6	1:05.642	1:41.223	6	1:18.209	1:40.413
34	28.496	2:05.440	34	45.525	1:44.325	34	1:02.469	1:45.290	34	1:16.952	1:44.312			

Weather / Track : Raining / Wet

Silverstone  
Circuit Length = 1.6390 miles.  
Start: 15:05 End: 15:26

**HSCC - Classic Sports Cars  
LAP CHART - RACE 12**

(contd.)

Lap 6			Lap 7			Lap 8			Lap 9			Lap 10		
No	Behind	Laptime	No	Behind	Laptime	No	Behind	Laptime	No	Behind	Laptime	No	Behind	Laptime
2		1:27.237	2		1:27.055	2		1:28.246	2		1:28.171	2		1:29.946
84	3.721	1:29.234	84	5.795	1:29.129	26	1 LAP	1:37.531	52	1 LAP	1:36.975	38	1 LAP	1:36.355
70	4.911	1:29.042	6	1 LAP	1:42.024	11	1 LAP	1:36.990	38	1 LAP	1:37.042	84	8.476	1:29.565
34	1 LAP	1:46.370	70	6.630	1:28.774	96	1 LAP	1:37.823	26	1 LAP	1:35.553	52	1 LAP	1:37.479
30	20.033	1:30.836	30	24.042	1:31.064	84	6.664	1:29.115	84	8.857	1:30.364	70	8.759	1:29.557
16	24.890	1:31.557	34	1 LAP	1:44.546	70	7.206	1:28.822	11	1 LAP	1:35.775	26	1 LAP	1:37.302
58	31.531	1:31.206	16	29.051	1:31.216	25	1 LAP	1:41.545	70	9.148	1:30.113	11	1 LAP	1:37.335
76	32.526	1:31.517	58	35.058	1:30.582	6	1 LAP	1:42.350	25	1 LAP	1:38.971	25	1 LAP	1:37.966
48	44.166	1:35.290	76	37.231	1:31.760	30	27.210	1:31.414	30	32.211	1:33.172	30	35.687	1:33.422
65	45.866	1:33.367	48	51.919	1:34.808	16	33.012	1:32.207	6	1 LAP	1:43.325	16	41.382	1:32.513
24	49.872	1:33.878	65	53.883	1:35.072	58	37.976	1:31.164	16	38.815	1:33.974	58	43.890	1:32.553
1	50.477	1:34.097	24	56.070	1:33.253	76	40.282	1:31.297	58	41.283	1:31.478	6	1 LAP	1:43.093
50	50.932	1:33.881	1	56.654	1:33.232	34	1 LAP	1:46.652	76	43.643	1:31.532	76	48.784	1:35.087
92	56.454	1:35.529	50	57.425	1:33.548	48	57.788	1:34.115	96	1 LAP	2:18.949	48	1:10.289	1:35.135
5	1:02.786	1:34.567	92	1:05.096	1:35.697	65	59.763	1:34.126	34	1 LAP	1:47.005	65	1:11.610	1:34.269
55	1:03.854	1:35.883	5	1:10.161	1:34.430	24	1:01.518	1:33.694	48	1:05.100	1:35.483	1	1:13.550	1:35.340
21	1:04.747	1:34.834	55	1:11.545	1:34.746	1	1:02.488	1:34.080	65	1:07.287	1:35.695	50	1:14.672	1:35.946
52	1:10.011	1:38.093	21	1:12.447	1:34.755	50	1:02.796	1:33.617	24	1:07.807	1:34.460	96	1 LAP	1:55.480
38	1:10.570	1:37.754	52	1:20.399	1:37.443	92	1:12.290	1:35.440	1	1:08.156	1:33.839	92	1:25.543	1:35.664
26	1:18.864	1:38.180	38	1:20.733	1:37.218	5	1:14.930	1:33.015	50	1:08.672	1:34.047	5	1:26.063	1:35.306
11	1:19.855	1:40.728				55	1:17.615	1:34.316	92	1:19.825	1:35.706	34	1 LAP	1:54.874
96	1:20.627	1:40.454				21	1:19.265	1:35.064	5	1:20.703	1:33.944	55	1:29.049	1:34.226
25	1:21.274	1:38.437							55	1:24.769	1:35.325			
									21	1:25.910	1:34.816			

Weather / Track : Raining / Wet

Silverstone  
Circuit Length = 1.6390 miles.  
Start: 15:05 End: 15:26

**HSCC - Classic Sports Cars  
LAP CHART - RACE 12**

(contd.)

Lap 11			Lap 12			Lap 13			Lap 14			Lap 15		
No	Behind	Laptime	No	Behind	Laptime	No	Behind	Laptime	No	Behind	Laptime	No	Behind	Laptime
2		1:30.285	2		1:31.759	2		1:30.179	2		1:29.165			
21	1 LAP	1:36.169	55	1 LAP	1:37.653	5	1 LAP	1:35.369	5	1 LAP	1:34.761			
84	8.316	1:30.125	21	1 LAP	1:37.165	92	1 LAP	1:37.902	92	1 LAP	1:34.975			
70	8.912	1:30.438	84	10.602	1:34.045	55	1 LAP	1:35.561	84	13.006	1:30.054			
52	1 LAP	1:39.754	70	11.328	1:34.175	84	12.117	1:31.694	70	13.942	1:30.238			
38	1 LAP	1:40.817	34	2 LAPS	1:51.475	70	12.869	1:31.720	55	1 LAP	1:36.094			
26	1 LAP	1:37.353	52	1 LAP	1:36.728	21	1 LAP	1:35.915	21	1 LAP	1:36.167			
11	1 LAP	1:38.169	38	1 LAP	1:37.229	52	1 LAP	1:37.311	52	1 LAP	1:36.673			
25	1 LAP	1:40.090	96	2 LAPS	2:10.715	38	1 LAP	1:37.480	38	1 LAP	1:36.291			
30	39.608	1:34.206	26	1 LAP	1:38.073	34	2 LAPS	1:49.488	26	1 LAP	1:37.124			
16	43.934	1:32.837	11	1 LAP	1:38.495	96	2 LAPS	1:39.002	96	2 LAPS	1:39.952			
58	46.019	1:32.414	30	41.176	1:33.327	26	1 LAP	1:38.285	11	1 LAP	1:40.555			
76	52.333	1:33.834	25	1 LAP	1:40.081	11	1 LAP	1:36.964	30	49.659	1:35.884			
6	1 LAP	1:42.314	16	44.854	1:32.679	30	42.940	1:31.943	16	51.036	1:34.515			
48	1:14.469	1:34.465	58	46.474	1:32.214	16	45.686	1:31.011	58	53.851	1:32.033			
65	1:14.725	1:33.400	76	51.731	1:31.157	58	50.983	1:34.688	76	55.532	1:31.676			
1	1:16.288	1:33.023	6	1 LAP	1:40.937	25	1 LAP	1:38.515	34	2 LAPS	1:51.948			
50	1:17.220	1:32.833	65	1:15.296	1:32.330	76	53.021	1:31.469	25	1 LAP	1:37.930			
92	1:30.908	1:35.650	48	1:17.256	1:34.546	65	1:19.569	1:34.452	65	1:23.472	1:33.068			
5	1:31.208	1:35.430	1	1:18.645	1:34.116	48	1:20.145	1:33.068	48	1:24.832	1:33.852			
			50	1:19.817	1:34.356	6	1 LAP	1:41.903	1	1:27.189	1:34.616			
						1	1:21.738	1:33.272	50	1:28.276	1:35.147			
						50	1:22.294	1:32.656	6	1 LAP	1:43.534			

Weather / Track : Raining / Wet

Silverstone  
Circuit Length = 1.6390 miles.  
Start: 15:05 End: 15:26

# HSCC - Classic Formula 3

## QUALIFYING

POS	NO	CL	NAME	NAT	ENTRY	TIME	LAPS	GAP	MPH
1	7	A	Richard TROTT		Chevron B43	1:00.609	16		97.35
2	17	A	Keith WHITE		Ralt RT1	1:01.384	14	0.775	96.12
3	14	A	Iain ROWLEY		March 793	1:01.540	14	0.931	95.87
4	63	A	Paul SMITH		Ralt RT1	1:01.862	15	1.253	95.38
5	4	A	Paul CAMPFIELD		March 803	1:02.696	15	2.087	94.11
6	22	A	Geoffrey HOODLESS		March 803	1:02.844	15	2.235	93.89
7	46	A	Alan GOODMAN		March 793	1:03.120	15	2.511	93.47
8	37	A	Mike SIMPSON		Ralt RT1	1:03.269	15	2.660	93.25
9	83	C	Jonathan LUCAS		Reynard SF79	1:03.775	14	3.166	92.51
10	5	A	Paul WYETH		March 793	1:04.303	14	3.694	91.75
11	52	A	James PARSONS		March 803B	1:04.422	14	3.813	91.59
12	9	C	Adam ORMANDY		Reynard SF78	1:05.139	14	4.530	90.58
13	54	C	Peter RICHARDS		Delta T79	1:05.392	14	4.783	90.23
14	60	C	Nigel GRANT		Delta T78	1:06.140	14	5.531	89.21
15	74	C	Seamus DOYLE		Lola T580	1:07.906	14	7.297	86.89
16	69	B	Albert CLEMENTS		Lotus 69	1:09.906	13	9.297	84.40
17	64	C	Janet SHERRY		Royale RP27	1:10.103	13	9.494	84.16
18	76	A	David O'DWYER		March 793	1:10.776	13	10.167	83.36
19	84	B	Bob YARWOOD		Elden F3	1:12.265	13	11.656	81.64

Weather / Track : Cloudy / Dry

These results are provisional until the conclusion of any judicial and technical matters.

Silverstone

Circuit Length = 1.6390 miles.

Start: 11:00 End: 11:15

Clerk of Course:

Stewards:

Timekeeper:

## HSCC - Classic Formula 3

### LAP ANALYSIS - QUALIFYING

<b>4</b>	<b>Paul CAMPFIELD</b>	March 803		
1 -	8:23.831	6 - 1:05.071	11 - <b>1:02.696</b>	
2 -	1:09.518	7 - 1:04.931	12 - 1:03.002	
3 -	1:07.400	8 - 1:10.658	13 - 1:02.805	
4 -	1:06.517	9 - 1:03.641	14 - 1:03.249	
5 -	1:05.717	10 - 1:03.618	15 - 1:04.565	
<b>5</b>	<b>Paul WYETH</b>	March 793		
1 -	8:29.368	6 - 1:06.358	11 - 1:05.480	
2 -	1:19.501	7 - 1:06.694	12 - 1:04.583	
3 -	1:13.939	8 - 1:07.412	13 - <b>1:04.303</b>	
4 -	1:08.675	9 - 1:06.132	14 - 1:04.643	
5 -	1:07.687	10 - 1:04.691		
<b>7</b>	<b>Richard TROTT</b>	Chevron B43		
1 -	8:11.234	6 - 1:03.803	11 - 1:01.136	16 - 1:01.465
2 -	1:06.037	7 - 1:02.336	12 - 1:01.263	
3 -	1:04.136	8 - 1:01.653	13 - 1:01.726	
4 -	1:02.968	9 - 1:02.082	14 - 1:01.130	
5 -	1:02.880	10 - 1:01.326	15 - <b>1:00.609</b>	
<b>9</b>	<b>Adam ORMANDY</b>	Reynard SF78		
1 -	8:17.259	6 - 1:06.863	11 - 1:14.439	
2 -	1:12.374	7 - 1:06.228	12 - 1:05.616	
3 -	1:10.031	8 - 1:06.463	13 - 1:05.515	
4 -	1:09.629	9 - 1:05.334	14 - <b>1:05.139</b>	
5 -	1:07.583	10 - 1:05.374		
<b>14</b>	<b>Iain ROWLEY</b>	March 793		
1 -	8:29.612	6 - 1:37.189P	11 - <b>1:01.540</b>	
2 -	1:13.260	7 - 1:44.989	12 - 1:01.546	
3 -	1:06.588	8 - 1:03.325	13 - 1:01.573	
4 -	1:05.028	9 - 1:02.801	14 - 1:01.597	
5 -	1:03.163	10 - 1:05.114		
<b>17</b>	<b>Keith WHITE</b>	Ralt RT1		
1 -	8:24.170	6 - 1:02.894	11 - 1:33.039P	
2 -	1:12.198	7 - 1:03.195	12 - 1:13.276	
3 -	1:05.144	8 - 1:01.927	13 - 1:04.342	
4 -	1:05.852	9 - 1:02.056	14 - <b>1:01.384</b>	
5 -	1:04.751	10 - 1:01.926		

Weather / Track : Cloudy / Dry

msttiming.com

Page 1 of 4

Silverstone  
 Circuit Length = 1.6390 miles.  
 Start: 11:00 End: 11:15  
 Printed - 11:18 Saturday, 20 May 2006

# HSCC - Classic Formula 3

## LAP ANALYSIS - QUALIFYING

(contd.)

<b>22</b>	<b>Geoffrey HOODLESS</b>	March 803
1 - 8:23.609	6 - 1:05.397	11 - 1:03.704
2 - 1:14.949	7 - 1:04.799	12 - 1:03.255
3 - 1:05.868	8 - 1:04.191	13 - <b>1:02.844</b>
4 - 1:05.159	9 - 1:04.652	14 - 1:03.606
5 - 1:05.564	10 - 1:04.496	15 - 1:04.320
<b>37</b>	<b>Mike SIMPSON</b>	Ralt RT1
1 - 8:18.315	6 - 1:07.104	11 - 1:07.640
2 - 1:12.408	7 - 1:06.916	12 - 1:04.618
3 - 1:09.783	8 - 1:05.958	13 - 1:03.706
4 - 1:08.423	9 - 1:04.872	14 - 1:04.134
5 - 1:05.961	10 - 1:05.778	15 - <b>1:03.269</b>
<b>46</b>	<b>Alan GOODMAN</b>	March 793
1 - 8:17.748	6 - 1:04.920	11 - 1:03.736
2 - 1:12.458	7 - 1:06.448	12 - 1:03.171
3 - 1:08.671	8 - 1:05.757	13 - <b>1:03.120</b>
4 - 1:07.205	9 - 1:05.139	14 - 1:03.307
5 - 1:05.958	10 - 1:04.527	15 - 1:04.440
<b>52</b>	<b>James PARSONS</b>	March 803B
1 - 8:23.793	6 - 1:07.516	11 - 1:05.358
2 - 1:13.840	7 - 1:06.870	12 - 1:06.190
3 - 1:09.131	8 - 1:05.106	13 - <b>1:04.422</b>
4 - 1:07.636	9 - 1:04.680	14 - 1:07.239
5 - 1:08.554	10 - 1:05.366	
<b>54</b>	<b>Peter RICHARDS</b>	Delta T79
1 - 8:30.413	6 - 1:11.105	11 - 1:05.796
2 - 1:16.712	7 - 1:10.194	12 - 1:06.040
3 - 1:14.532	8 - 1:09.208	13 - <b>1:05.392</b>
4 - 1:12.096	9 - 1:07.374	14 - 1:05.470
5 - 1:11.968	10 - 1:07.105	
<b>60</b>	<b>Nigel GRANT</b>	Delta T78
1 - 8:26.060	6 - 1:08.864	11 - 1:06.153
2 - 1:19.177	7 - 1:08.076	12 - 1:06.554
3 - 1:11.789	8 - 1:07.906	13 - 1:06.490
4 - 1:09.213	9 - 1:07.906	14 - <b>1:06.140</b>
5 - 1:08.082	10 - 1:07.462	

Weather / Track : Cloudy / Dry

msttiming.com

Page 2 of 4

Silverstone

Circuit Length = 1.6390 miles.

Start: 11:00 End: 11:15

Printed - 11:18 Saturday, 20 May 2006

# HSCC - Classic Formula 3

## LAP ANALYSIS - QUALIFYING

(contd.)

<b>63</b>	<b>Paul SMITH</b>		Ralt RT1
1 -	8:24.397	6 -	1:03.214
2 -	1:07.984	7 -	1:03.652
3 -	1:06.259	8 -	1:02.998
4 -	1:04.968	9 -	1:02.449
5 -	1:03.645	10 -	1:03.067
		11 -	1:02.402
		12 -	1:02.082
		13 -	1:02.118
		14 -	1:02.848
		15 -	<b>1:01.862</b>
<b>64</b>	<b>Janet SHERRY</b>		Royale RP27
1 -	8:21.611	6 -	1:13.382
2 -	1:22.365	7 -	1:14.511
3 -	1:18.924	8 -	1:11.355
4 -	1:14.368	9 -	1:12.874
5 -	1:14.828	10 -	1:11.506
		11 -	1:11.863
		12 -	1:13.698
		13 -	<b>1:10.103</b>
<b>69</b>	<b>Albert CLEMENTS</b>		Lotus 69
1 -	8:34.997	6 -	1:16.359
2 -	1:23.879	7 -	1:12.731
3 -	1:20.930	8 -	1:11.381
4 -	1:16.086	9 -	1:11.915
5 -	1:13.768	10 -	1:11.780
		11 -	<b>1:09.906</b>
		12 -	1:11.037
		13 -	1:10.378
<b>74</b>	<b>Seamus DOYLE</b>		Lola T580
1 -	8:27.010	6 -	1:09.164
2 -	1:18.640	7 -	1:09.665
3 -	1:12.628	8 -	<b>1:07.906</b>
4 -	1:08.830	9 -	1:08.762
5 -	1:08.673	10 -	1:08.299
		11 -	1:08.169
		12 -	1:08.407
		13 -	1:09.321
		14 -	1:27.785P
<b>76</b>	<b>David O'DWYER</b>		March 793
1 -	8:23.248	6 -	1:12.945
2 -	1:21.678	7 -	1:12.766
3 -	1:15.972	8 -	1:11.620
4 -	1:16.492	9 -	1:11.416
5 -	1:15.556	10 -	1:12.276
		11 -	1:13.397
		12 -	1:11.606
		13 -	<b>1:10.776</b>
<b>83</b>	<b>Jonathan LUCAS</b>		Reynard SF79
1 -	8:25.132	6 -	1:22.362
2 -	1:16.905	7 -	1:05.998
3 -	1:08.816	8 -	1:07.099
4 -	1:07.538	9 -	1:06.754
5 -	1:06.605	10 -	1:05.953
		11 -	1:04.283
		12 -	1:04.535
		13 -	<b>1:03.775</b>
		14 -	1:04.858

Weather / Track : Cloudy / Dry

msttiming.com

Page 3 of 4

Silverstone  
 Circuit Length = 1.6390 miles.  
 Start: 11:00 End: 11:15  
 Printed - 11:18 Saturday, 20 May 2006

**HSCC - Classic Formula 3  
LAP ANALYSIS - QUALIFYING**

(contd.)

<b>84</b>	<b>Bob YARWOOD</b>	Elden F3
1 - 8:38.400	6 - 1:16.750	11 - <b>1:12.265</b>
2 - 1:25.433	7 - 1:14.471	12 - 1:12.917
3 - 1:22.245	8 - 1:15.569	13 - 1:13.573
4 - 1:18.938	9 - 1:13.598	
5 - 1:16.914	10 - 1:12.862	

Weather / Track : Cloudy / Dry

msttiming.com

Page 4 of 4

Silverstone  
Circuit Length = 1.6390 miles.  
Start: 11:00 End: 11:15  
Printed - 11:18 Saturday, 20 May 2006



# HSCC - Classic Formula 3

## GRID - RACE 6

ROW 10		1:12.265	84	YARWOOD
	1:10.776			
ROW 9	76	O'DWYER		1:10.103
				64
	1:09.906			
ROW 8	69	CLEMENTS		1:07.906
				74
	1:06.140			
ROW 7	60	GRANT		1:05.392
				54
	1:05.139			
ROW 6	9	ORMANDY		1:04.422
				52
	1:04.303			
ROW 5	5	WYETH		1:03.775
				83
	1:03.269			
ROW 4	37	SIMPSON		1:03.120
				46
	1:02.844			
ROW 3	22	HOODLESS		1:02.696
				4
	1:01.862			
ROW 2	63	SMITH		1:01.540
				14
	1:01.384			
ROW 1	17	WHITE		1:00.609
				7
<b>POLE</b>				

Weather / Track : Cloudy / Dry

These results are provisional until the conclusion of any judicial and technical matters.

Silverstone

Circuit Length = 1.6390 miles.

Start: 11:00 End: 11:15

Clerk of Course:

Stewards:

Timekeeper:

# HSCC - Classic Formula 3

## CLASSIFICATION

POS	NO	CL	NAME	NAT	ENTRY	TIME	LAPS	GAP	MPH	BEST
1	7	A	Richard TROTT		Chevron B43	20:56.470	18		84.66	1:06.453
2	17	A	Keith WHITE		Ralt RT1	21:07.458	18	10.988	83.93	1:05.367
3	14	A	Iain ROWLEY		March 793	21:13.546	18	17.076	83.53	1:07.014
4	63	A	Paul SMITH		Ralt RT1	21:15.040	18	18.570	83.43	1:07.581
5	4	A	Paul CAMPFIELD		March 803	21:36.051	18	39.581	82.08	1:07.813
6	9	C	Adam ORMANDY		Reynard SF78	21:39.919	18	43.449	81.83	1:08.141
7	22	A	Geoffrey HOODLESS		March 803	21:47.355	18	50.885	81.37	1:07.220
8	37	A	Mike SIMPSON		Ralt RT1	21:53.721	18	57.251	80.97	1:08.827
9	5	A	Paul WYETH		March 793	21:55.637	18	59.167	80.86	1:06.238
10	46	A	Alan GOODMAN		March 793	21:02.277	17	1 LAP	79.60	1:08.018
11	83	C	Jonathan LUCAS		Reynard SF79	21:06.073	17	1 LAP	79.36	1:09.786
12	54	C	Peter RICHARDS		Delta T79	21:06.478	17	1 LAP	79.34	1:11.600
13	52	A	James PARSONS		March 803B	21:20.041	17	1 LAP	78.50	1:10.859
14	60	C	Nigel GRANT		Delta T78	21:26.968	17	1 LAP	78.07	1:09.629
15	74	C	Seamus DOYLE		Lola T580	20:57.152	16	2 LAPS	75.23	1:12.649
16	69	B	Albert CLEMENTS		Lotus 69	21:15.626	16	2 LAPS	74.14	1:13.708
17	76	A	David O'DWYER		March 793	21:28.387	16	2 LAPS	73.41	1:15.068
18	84	B	Bob YARWOOD		Elden F3	21:52.210	16	2 LAPS	72.07	1:18.624

### NOT CLASSIFIED

64	C	Janet SHERRY		Royale RP27	12:46.157	9	D.N.F.	69.54	1:19.865
----	---	--------------	--	-------------	-----------	---	--------	-------	----------

### FASTEST LAP

17	A	Keith WHITE		Ralt RT1	1:05.367	16	90.26mph	145.26kph
9	C	Adam ORMANDY		Reynard SF78	1:08.141	16	86.59mph	139.35kph
69	B	Albert CLEMENTS		Lotus 69	1:13.708	16	80.05mph	128.82kph

Weather / Track : Cloudy / Dry

These results are provisional until the conclusion of any judicial and technical matters.

Silverstone  
Circuit Length = 1.6390 miles.  
Start: 15:54 End: 16:14

Clerk of Course:	Stewards:	Timekeeper:
------------------	-----------	-------------

# HSCC - Classic Formula 3

## LAP CHART - RACE 7

Lap 1			Lap 2			Lap 3			Lap 4			Lap 5		
No	Behind	Laptime	No	Behind	Laptime	No	Behind	Laptime	No	Behind	Laptime	No	Behind	Laptime
7		1:19.024	7		1:12.844	7		1:11.697	7		1:11.215	7		1:09.724
17	2.214	1:21.238	17	3.994	1:14.624	17	3.860	1:11.563	17	4.389	1:11.744	17	5.687	1:11.022
14	4.138	1:23.162	14	5.870	1:14.576	14	6.419	1:12.246	14	7.206	1:12.002	14	8.516	1:11.034
63	4.285	1:23.309	63	6.164	1:14.723	63	6.700	1:12.233	63	7.444	1:11.959	63	9.372	1:11.652
4	4.434	1:23.458	4	6.469	1:14.879	4	8.270	1:13.498	4	10.726	1:13.671	4	12.021	1:11.019
22	8.195	1:27.219	22	11.641	1:16.290	22	14.917	1:14.973	9	18.050	1:12.568	9	21.350	1:13.024
5	8.903	1:27.927	5	13.013	1:16.954	9	16.697	1:14.656	22	18.486	1:14.784	22	22.550	1:13.788
37	9.178	1:28.202	9	13.738	1:16.587	5	17.448	1:16.132	5	20.556	1:14.323	5	24.449	1:13.617
54	9.788	1:28.812	54	14.366	1:17.422	54	18.034	1:15.365	54	21.434	1:14.615	54	25.804	1:14.094
9	9.995	1:29.019	37	15.084	1:18.750	37	19.063	1:15.676	37	22.867	1:15.019	37	26.491	1:13.348
52	10.202	1:29.226	52	15.620	1:18.262	52	20.952	1:17.029	83	25.991	1:15.415	83	31.101	1:14.834
83	11.308	1:30.332	83	16.993	1:18.529	83	21.791	1:16.495	52	26.601	1:16.864	52	32.615	1:15.738
60	12.782	1:31.806	60	18.015	1:18.077	46	25.711	1:16.027	46	29.732	1:15.236	46	34.787	1:14.779
64	15.854	1:34.878	46	21.381	1:18.329	76	37.502	1:22.870	60	44.894	1:16.985	60	50.759	1:15.589
46	15.896	1:34.920	76	26.329	1:22.563	60	39.124	1:32.806	76	47.286	1:20.999	76	58.846	1:21.284
69	16.416	1:35.440	69	29.927	1:26.355	84	41.528	1:22.831	84	52.026	1:21.713	84	1:02.637	1:20.335
76	16.610	1:35.634	84	30.394	1:23.320	69	42.958	1:24.728	69	53.151	1:21.408	69	1:03.023	1:19.596
84	19.918	1:38.942	64	38.277	1:35.267	74	48.916	1:20.528	74	57.127	1:19.426	74	1:04.641	1:17.238
74	31.563	1:50.587	74	40.085	1:21.366	64	53.979	1:27.399	64	1:06.134	1:23.370			

Weather / Track : Cloudy / Dry

msttiming.com

Silverstone  
Circuit Length = 1.6390 miles.  
Start: 15:54 End: 16:14

# HSCC - Classic Formula 3

## LAP CHART - RACE 7

(contd.)

Lap 6			Lap 7			Lap 8			Lap 9			Lap 10		
No	Behind	Laptime	No	Behind	Laptime	No	Behind	Laptime	No	Behind	Laptime	No	Behind	Laptime
7		1:10.560	7		1:10.830	7		1:08.993	7		1:08.707	7		1:08.398
17	5.329	1:10.202	69	1 LAP	1:19.320	74	1 LAP	1:16.116	14	13.670	1:11.348	14	15.289	1:10.017
64	1 LAP	1:23.253	74	1 LAP	1:18.281	69	1 LAP	1:18.393	63	13.905	1:11.234	63	15.597	1:10.090
14	9.180	1:11.224	84	1 LAP	1:21.627	76	1 LAP	1:19.862	17	16.227	1:10.303	17	16.108	1:08.279
63	9.365	1:10.553	14	9.432	1:11.082	14	11.029	1:10.590	74	1 LAP	1:17.388	74	1 LAP	1:15.471
4	21.140	1:19.679	63	9.707	1:11.172	63	11.378	1:10.664	69	1 LAP	1:17.433	69	1 LAP	1:17.534
9	23.381	1:12.591	17	14.011	1:19.512	84	1 LAP	1:20.399	84	1 LAP	1:20.355	4	31.025	1:11.487
5	28.151	1:14.262	64	1 LAP	1:20.976	17	14.631	1:09.613	76	1 LAP	1:25.387	9	32.587	1:11.198
54	29.197	1:13.953	4	22.168	1:11.858	4	24.542	1:11.367	4	27.936	1:12.101	76	1 LAP	1:18.065
37	29.351	1:13.420	9	24.999	1:12.448	9	27.192	1:11.186	9	29.787	1:11.302	84	1 LAP	1:21.379
83	35.004	1:14.463	5	30.176	1:12.855	64	1 LAP	1:20.773	5	37.792	1:13.140	5	41.388	1:11.994
22	35.241	1:23.251	37	31.951	1:13.430	5	33.359	1:12.176	37	39.587	1:13.202	37	42.892	1:11.703
52	37.330	1:15.275	54	33.111	1:14.744	37	35.092	1:12.134	22	41.709	1:10.928	22	43.527	1:10.216
46	37.945	1:13.718	22	37.440	1:13.029	54	38.197	1:14.079	64	1 LAP	1:20.376	54	47.954	1:12.745
60	54.427	1:14.228	83	37.574	1:13.400	22	39.488	1:11.041	54	43.607	1:14.117	83	51.530	1:13.450
76	1:10.664	1:22.378	52	41.623	1:15.123	83	41.814	1:13.233	83	46.478	1:13.371	46	53.486	1:12.984
			46	41.971	1:14.856	46	45.691	1:12.713	46	48.900	1:11.916	64	1 LAP	1:19.865
			60	57.476	1:13.879	52	46.944	1:14.314	52	52.842	1:14.605	52	58.872	1:14.428
						60	1:01.561	1:13.078	60	1:05.987	1:13.133			

Weather / Track : Cloudy / Dry

msttiming.com

Page 2 of 4

Silverstone  
Circuit Length = 1.6390 miles.  
Start: 15:54 End: 16:14

Printed - 16:37 Saturday, 20 May 2006

# HSCC - Classic Formula 3

## LAP CHART - RACE 7

(contd.)

Lap 11			Lap 12			Lap 13			Lap 14			Lap 15		
No	Behind	Laptime	No	Behind	Laptime	No	Behind	Laptime	No	Behind	Laptime	No	Behind	Laptime
7		1:09.149	7		1:08.039	7		1:09.595	7		1:08.239	7		1:07.538
60	1 LAP	1:14.159	60	1 LAP	1:15.263	52	1 LAP	1:13.730	52	1 LAP	1:13.226	76	2 LAPS	1:16.944
14	15.258	1:09.118	14	16.198	1:08.979	60	1 LAP	1:13.864	84	2 LAPS	1:21.905	52	1 LAP	1:12.155
63	15.795	1:09.347	17	16.611	1:08.688	14	15.543	1:08.940	14	16.005	1:08.701	17	15.764	1:07.190
17	15.962	1:09.003	63	17.113	1:09.357	17	15.645	1:08.629	17	16.112	1:08.706	14	16.436	1:07.969
74	1 LAP	1:15.310	4	35.182	1:10.784	63	16.265	1:08.747	63	16.749	1:08.723	63	16.985	1:07.774
4	32.437	1:10.561	9	36.034	1:10.003	4	35.118	1:09.531	60	1 LAP	1:13.302	84	2 LAPS	1:19.398
9	34.070	1:10.632	74	1 LAP	1:16.467	9	36.324	1:09.885	4	35.616	1:08.737	60	1 LAP	1:10.923
69	1 LAP	1:18.833	5	47.539	1:11.400	74	1 LAP	1:14.728	9	36.785	1:08.700	4	36.723	1:08.645
5	44.178	1:11.939	69	1 LAP	1:18.138	5	47.995	1:10.051	5	49.582	1:09.826	9	38.069	1:08.822
37	45.641	1:11.898	37	48.154	1:10.552	37	48.826	1:10.267	22	49.799	1:08.768	22	50.323	1:08.062
76	1 LAP	1:18.016	22	48.881	1:10.918	22	49.270	1:09.984	74	1 LAP	1:14.630	37	52.459	1:09.300
22	46.002	1:11.624	54	56.335	1:13.788	69	1 LAP	1:17.724	37	50.697	1:10.110	74	1 LAP	1:13.726
54	50.586	1:11.781	76	1 LAP	1:18.526	54	58.340	1:11.600	54	1:02.380	1:12.279	5	58.959	1:16.915
84	1 LAP	1:22.741	83	1:00.036	1:13.370	83	1:04.002	1:13.561	69	1 LAP	1:15.997	54	1:07.406	1:12.564
83	54.705	1:12.324	46	1:00.408	1:13.098	46	1:04.319	1:13.506	46	1:06.674	1:10.594			
46	55.349	1:11.012	84	1 LAP	1:20.936	76	1 LAP	1:17.983	83	1:07.372	1:11.609			
52	1:04.349	1:14.626												

Weather / Track : Cloudy / Dry

msttiming.com

Page 3 of 4

Silverstone  
Circuit Length = 1.6390 miles.  
Start: 15:54 End: 16:14

Printed - 16:37 Saturday, 20 May 2006

# HSCC - Classic Formula 3

## LAP CHART - RACE 7

(contd.)

Lap 16			Lap 17			Lap 18			Lap 19			Lap 20		
No	Behind	Laptime	No	Behind	Laptime	No	Behind	Laptime	No	Behind	Laptime	No	Behind	Laptime
7		1:08.517	7		1:06.948	7		1:06.453						
46	1 LAP	1:10.868	46	1 LAP	1:09.703	74	2 LAPS	1:12.649						
83	1 LAP	1:11.943	54	1 LAP	1:12.301	46	1 LAP	1:08.018						
69	2 LAPS	1:16.128	83	1 LAP	1:09.958	83	1 LAP	1:09.786						
17	12.614	1:05.367	69	2 LAPS	1:14.891	54	1 LAP	1:12.219						
76	2 LAPS	1:16.208	17	11.901	1:06.235	17	10.988	1:05.540						
52	1 LAP	1:12.258	14	15.871	1:07.886	14	17.076	1:07.658						
14	14.933	1:07.014	63	16.809	1:07.708	63	18.570	1:08.214						
63	16.049	1:07.581	52	1 LAP	1:12.323	69	2 LAPS	1:13.708						
60	1 LAP	1:10.035	76	2 LAPS	1:16.600	52	1 LAP	1:10.859						
84	2 LAPS	1:18.624	60	1 LAP	1:10.212	60	1 LAP	1:09.629						
4	36.768	1:08.562	4	37.633	1:07.813	76	2 LAPS	1:15.068						
9	37.693	1:08.141	9	40.393	1:09.648	4	39.581	1:08.401						
22	49.511	1:07.705	84	2 LAPS	1:18.796	9	43.449	1:09.509						
37	52.769	1:08.827	22	49.783	1:07.220	22	50.885	1:07.555						
5	59.116	1:08.674	37	54.697	1:08.876	84	2 LAPS	1:18.909						
74	1 LAP	1:13.241	5	59.382	1:07.214	37	57.251	1:09.007						
						5	59.167	1:06.238						

Weather / Track : Cloudy / Dry

msttiming.com

Page 4 of 4

Silverstone  
Circuit Length = 1.6390 miles.  
Start: 15:54 End: 16:14

Printed - 16:37 Saturday, 20 May 2006

# HSCC - Historic Road Sports

## QUALIFYING

POS	NO	CL	NAME	NAT	ENTRY	TIME	LAPS	GAP	MPH
1	18	A	Laurence BAILEY		TVR Griffith	1:10.416	13		83.79
2	76	A	Tony HOWARD		Morgan Plus 8	1:10.618	13	0.202	83.55
3	25	C	David RANDALL		Ginetta G4	1:10.852	13	0.436	83.27
4	15	B	Mike EAGLES		Milano GT Mk1	1:11.132	13	0.716	82.95
5	42	C	Malcolm SANDERS		Lotus Elan S3	1:11.649	13	1.233	82.35
6	1	C	Andy SHEPHERD		Lotus 7 S2	1:11.698	13	1.282	82.29
7	3	A	Martin EDRIDGE		Ford Mustang	1:12.117	13	1.701	81.81
8	92	INV	Michael HARDING		Tatty Turner	1:12.388	13	1.972	81.51
9	11	A	Jason KENNEDY		TVR Griffith 200	1:12.636	10	2.220	81.23
10	12	A	Allan JONES		Jaguar E-Type S1	1:13.262	13	2.846	80.53
11	22	C	John FITZGERALD		Lotus Elan S1	1:13.289	13	2.873	80.50
12	38	D	Mark CAMPBELL		Porsche 911	1:13.839	13	3.423	79.90
13	74	A	Robin BATT		Jaguar E-Type	1:14.031	13	3.615	79.70
14	2	D	Robert BARRIE		Porsche 911	1:14.525	11	4.109	79.17
15	71	E	Dick COFFEY		Turner Mk1	1:14.817	13	4.401	78.86
16	7	E	Brian ARCULUS		Lotus Elite	1:14.933	13	4.517	78.74
17	8	C	Richard HEYHOW		Lotus Elan	1:15.262	5	4.846	78.39
18	66	B	Mark HOBLE		Morgan Plus 4	1:15.586	12	5.170	78.06
19	43	C	Cliff BRINDLEY		Lotus Elan S4	1:15.694	12	5.278	77.95
20	86	C	John WARD		TVR Vixen S2	1:16.872	11	6.456	76.75
21	59	Inv	Malcolm VEREY		Sunbeam Tiger	1:17.056	12	6.640	76.57
22	68	C	Oliver PHILLIPS		Lotus 7	1:17.501	12	7.085	76.13
23	37	Inv	David KREMER		Jaguar XK150	1:18.495	12	8.079	75.16
24	44	B	David KIRBY		Triumph TR6	1:18.568	12	8.152	75.09
25	23	Inv	Graham LOVE		Jaguar XK150	1:18.760	11	8.344	74.91
26	28	Inv	Michael O'SHEA		Jaguar XK150S	1:19.357	6	8.941	74.35
27	94	B	John LEVETT-PRINSEP		Austin Healey 3000 MkII	1:19.972	12	9.556	73.78
28	64	E	James BILDERBECK		Turner Climax MkII	1:22.006	4	11.590	71.95
29	62	F	Nick SAVAGE		Alfa Romeo Giulietta SZ	1:23.616	11	13.200	70.56
30	35	B	David THREADINGHAM		Morgan Plus 4	1:24.379	11	13.963	69.92
31	65	E	Richard LINE		Turner Mk2	1:26.644	11	16.228	68.09
32	84	B	Mike THORNE		Morgan Plus 4	1:27.283	10	16.867	67.60
33	19	F	Chris GAWNE		Lancia Aurelia B20 GT	1:27.651	11	17.235	67.31
34	32	E	Josh SADLER		Ginetta G4	1:30.557	2	20.141	65.15
35	87	D	Helen THORNE		Morgan Plus 4	1:32.107	10	21.691	64.06
36	73	B	Tony HILL		AC Ace Ford	6:51.029	1	5:40.613	14.35

Cars 15, 74, 86, 92 - No transponder

Weather / Track : Cloudy / Dry

These results are provisional until the conclusion of any judicial and technical matters.

Silverstone

Circuit Length = 1.6390 miles.

Start: 11:23 End: 11:38

Clerk of Course:

Stewards:

Timekeeper:

# HSCC - Historic Road Sports

## LAP ANALYSIS - QUALIFYING

<b>1</b>	<b>Andy SHEPHERD</b>	Lotus 7 S2
1 -	6:48.763	6 - 1:13.231 11 - 1:13.022
2 -	1:15.593	7 - 1:13.027 12 - 1:11.978
3 -	1:17.001	8 - 1:12.705 13 - 1:12.223
4 -	1:17.288	9 - 1:12.310
5 -	1:11.950	10 - <b>1:11.698</b>
<b>2</b>	<b>Robert BARRIE</b>	Porsche 911
1 -	7:00.787	6 - 1:15.892 11 - 1:31.351P
2 -	1:22.168	7 - 1:14.774
3 -	1:15.808	8 - 1:17.469
4 -	1:18.871	9 - 1:27.040P
5 -	<b>1:14.525</b>	10 - 3:11.277
<b>3</b>	<b>Martin EDRIDGE</b>	Ford Mustang
1 -	6:51.736	6 - 1:14.027 11 - 1:12.205
2 -	1:23.977	7 - 1:14.045 12 - 1:13.067
3 -	1:15.339	8 - 1:12.822 13 - 1:13.139
4 -	1:14.909	9 - <b>1:12.117</b>
5 -	1:15.266	10 - 1:12.870
<b>7</b>	<b>Brian ARCULUS</b>	Lotus Elite
1 -	6:51.961	6 - 1:16.828 11 - 1:15.384
2 -	1:21.978	7 - 1:16.576 12 - 1:16.222
3 -	1:16.902	8 - 1:16.011 13 - 1:15.433
4 -	1:17.492	9 - <b>1:14.933</b>
5 -	1:17.325	10 - 1:15.367
<b>8</b>	<b>Richard HEYHOW</b>	Lotus Elan
1 -	6:35.198	
2 -	1:21.401	
3 -	1:16.754	
4 -	1:15.490	
5 -	<b>1:15.262</b>	
<b>11</b>	<b>Jason KENNEDY</b>	TVR Griffith 200
1 -	6:34.637	6 - <b>1:12.636</b>
2 -	1:21.598	7 - 1:13.044
3 -	1:18.206	8 - 1:12.909
4 -	1:13.295	9 - 1:31.517P
5 -	1:14.178	10 - 4:07.626P

Cars 15, 74, 86, 92 - No transponder  
Weather / Track : Cloudy / Dry

msttiming.com

Page 1 of 6

Silverstone  
Circuit Length = 1.6390 miles.  
Start: 11:23 End: 11:38  
Printed - 11:41 Saturday, 20 May 2006



# HSCC - Historic Road Sports

## LAP ANALYSIS - QUALIFYING

(contd.)

<b>12</b>	<b>Allan JONES</b>	Jaguar E-Type S1			
1 -	6:49.706	6 -	1:15.888	11 -	1:14.761
2 -	1:26.533	7 -	1:13.682	12 -	1:13.311
3 -	1:16.626	8 -	<b>1:13.262</b>	13 -	1:15.146
4 -	1:15.719	9 -	1:13.557		
5 -	1:15.195	10 -	1:13.673		
<b>15</b>	<b>Mike EAGLES</b>	Milano GT Mk1			
1 -	6:43.416	6 -	1:11.338	11 -	1:13.925
2 -	1:20.656	7 -	1:12.095	12 -	1:11.897
3 -	1:17.388	8 -	1:11.139	13 -	<b>1:11.132</b>
4 -	1:15.976	9 -	1:12.036		
5 -	1:12.542	10 -	1:11.138		
<b>18</b>	<b>Laurence BAILEY</b>	TVR Griffith			
1 -	6:41.770	6 -	1:12.212	11 -	1:10.527
2 -	1:15.653	7 -	1:10.555	12 -	1:12.953
3 -	1:12.668	8 -	1:11.286	13 -	1:13.738
4 -	1:11.565	9 -	1:11.223		
5 -	1:11.611	10 -	<b>1:10.416</b>		
<b>19</b>	<b>Chris GAWNE</b>	Lancia Aurelia B20 GT			
1 -	6:52.305	6 -	1:28.545	11 -	1:30.718
2 -	1:38.878	7 -	1:29.020		
3 -	1:32.585	8 -	<b>1:27.651</b>		
4 -	1:28.969	9 -	1:28.154		
5 -	1:28.182	10 -	1:28.006		
<b>22</b>	<b>John FITZGERALD</b>	Lotus Elan S1			
1 -	6:50.114	6 -	1:13.859	11 -	<b>1:13.289</b>
2 -	1:20.503	7 -	1:14.528	12 -	1:13.858
3 -	1:14.887	8 -	1:13.700	13 -	1:15.082
4 -	1:17.653	9 -	1:13.604		
5 -	1:14.500	10 -	1:13.480		
<b>23</b>	<b>Graham LOVE</b>	Jaguar XK150			
1 -	8:16.760	6 -	1:21.093	11 -	1:19.240
2 -	1:21.275	7 -	1:19.981		
3 -	1:22.726	8 -	1:19.846		
4 -	1:22.075	9 -	1:20.429		
5 -	1:20.654	10 -	<b>1:18.760</b>		

Cars 15, 74, 86, 92 - No transponder  
Weather / Track : Cloudy / Dry

msttiming.com

Page 2 of 6

Silverstone  
Circuit Length = 1.6390 miles.  
Start: 11:23 End: 11:38  
Printed - 11:41 Saturday, 20 May 2006

# HSCC - Historic Road Sports

## LAP ANALYSIS - QUALIFYING

(contd.)

<b>25</b>	<b>David RANDALL</b>	Ginetta G4
1 - 6:59.129	6 - 1:12.289	11 - 1:11.597
2 - 1:26.286	7 - 1:13.459	12 - <b>1:10.852</b>
3 - 1:15.783	8 - 1:13.391	13 - 1:12.619
4 - 1:19.744	9 - 1:11.414	
5 - 1:15.371	10 - 1:11.344	
<b>28</b>	<b>Michael O'SHEA</b>	Jaguar XK150S
1 - 6:40.817	6 - 1:37.352P	
2 - 1:20.782		
3 - <b>1:19.357</b>		
4 - 1:19.563		
5 - 1:19.545		
<b>32</b>	<b>Josh SADLER</b>	Ginetta G4
1 - 7:00.905		
2 - <b>1:30.557</b>		
<b>35</b>	<b>David THREADINGHAM</b>	Morgan Plus 4
1 - 6:43.172	6 - 1:24.672	11 - 1:26.137
2 - 1:28.995	7 - 1:24.937	
3 - 1:25.740	8 - 1:25.886	
4 - 1:26.625	9 - <b>1:24.379</b>	
5 - 1:24.538	10 - 1:27.799	
<b>37</b>	<b>David KREMER</b>	Jaguar XK150
1 - 6:35.287	6 - 1:20.238	11 - 1:20.797
2 - 1:24.886	7 - 1:21.874	12 - <b>1:18.495</b>
3 - 1:22.581	8 - 1:19.826	
4 - 1:22.866	9 - 1:19.031	
5 - 1:22.364	10 - 1:19.185	
<b>38</b>	<b>Mark CAMPBELL</b>	Porsche 911
1 - 6:59.643	6 - 1:15.091	11 - 1:14.046
2 - 1:19.356	7 - 1:15.872	12 - 1:14.251
3 - 1:17.881	8 - 1:14.102	13 - <b>1:13.839</b>
4 - 1:15.426	9 - 1:13.866	
5 - 1:14.426	10 - 1:14.246	

Cars 15, 74, 86, 92 - No transponder  
Weather / Track : Cloudy / Dry

msttiming.com

Page 3 of 6

Silverstone  
Circuit Length = 1.6390 miles.  
Start: 11:23 End: 11:38  
Printed - 11:41 Saturday, 20 May 2006

# HSCC - Historic Road Sports

## LAP ANALYSIS - QUALIFYING

(contd.)

<b>42</b>	<b>Malcolm SANDERS</b>	Lotus Elan S3
1 - 6:30.106	6 - 1:14.286	11 - 1:12.355
2 - 1:21.946	7 - 1:11.676	12 - 1:16.084
3 - 1:14.764	8 - <b>1:11.649</b>	13 - 1:14.438
4 - 1:14.673	9 - 1:12.831	
5 - 1:13.568	10 - 1:12.472	
<b>43</b>	<b>Cliff BRINDLEY</b>	Lotus Elan S4
1 - 7:06.794	6 - 1:20.496	11 - 1:16.631
2 - 1:20.888	7 - 1:17.113	12 - 1:16.138
3 - 1:19.082	8 - <b>1:15.694</b>	
4 - 1:15.813	9 - 1:15.861	
5 - 1:21.134	10 - 1:16.754	
<b>44</b>	<b>David KIRBY</b>	Triumph TR6
1 - 6:59.680	6 - <b>1:18.568</b>	11 - 1:20.200
2 - 1:29.415	7 - 1:18.793	12 - 1:40.062P
3 - 1:19.903	8 - 1:19.329	
4 - 1:19.768	9 - 1:20.212	
5 - 1:19.938	10 - 1:20.590	
<b>59</b>	<b>Malcolm VEREY</b>	Sunbeam Tiger
1 - 6:48.488	6 - 1:20.949	11 - 1:18.630
2 - 1:24.992	7 - 1:18.570	12 - 1:17.510
3 - 1:21.250	8 - <b>1:17.056</b>	
4 - 1:21.103	9 - 1:17.799	
5 - 1:21.373	10 - 1:17.404	
<b>62</b>	<b>Nick SAVAGE</b>	Alfa Romeo Giulietta SZ
1 - 6:48.008	6 - 1:24.808	11 - <b>1:23.616</b>
2 - 1:31.177	7 - 1:23.956	
3 - 1:25.297	8 - 1:25.204	
4 - 1:24.831	9 - 1:26.103	
5 - 1:24.113	10 - 1:24.271	
<b>64</b>	<b>James BILDERBECK</b>	Turner Climax MkII
1 - 6:38.103		
2 - 1:25.959		
3 - <b>1:22.006</b>		
4 - 2:53.771P		

Cars 15, 74, 86, 92 - No transponder  
Weather / Track : Cloudy / Dry

msttiming.com

Page 4 of 6

Silverstone  
Circuit Length = 1.6390 miles.  
Start: 11:23 End: 11:38  
Printed - 11:41 Saturday, 20 May 2006

# HSCC - Historic Road Sports

## LAP ANALYSIS - QUALIFYING

(contd.)

<b>65</b>	<b>Richard LINE</b>	Turner Mk2
1 - 7:06.754	6 - 1:31.114	11 - 1:27.829
2 - 1:34.474	7 - 1:28.485	
3 - 1:29.700	8 - 1:27.287	
4 - 1:29.399	9 - 1:27.498	
5 - 1:29.928	10 - <b>1:26.644</b>	
<b>66</b>	<b>Mark HOBLE</b>	Morgan Plus 4
1 - 6:39.152	6 - 1:19.215	11 - 1:15.934
2 - 1:25.424	7 - 1:16.797	12 - 1:17.494
3 - 1:20.219	8 - 1:17.016	
4 - 1:20.941	9 - <b>1:15.586</b>	
5 - 1:18.349	10 - 1:15.907	
<b>68</b>	<b>Oliver PHILLIPS</b>	Lotus 7
1 - 7:06.880	6 - 1:18.280	11 - 1:19.090
2 - 1:28.912	7 - 1:18.823	12 - 1:18.098
3 - 1:26.652	8 - 1:19.346	
4 - 1:22.411	9 - <b>1:17.501</b>	
5 - 1:20.603	10 - 1:18.314	
<b>71</b>	<b>Dick COFFEY</b>	Turner Mk1
1 - 6:43.722	6 - 1:20.294	11 - 1:15.038
2 - 1:21.545	7 - 1:17.258	12 - 1:15.511
3 - 1:18.301	8 - <b>1:14.817</b>	13 - 1:15.760
4 - 1:19.935	9 - 1:15.743	
5 - 1:17.130	10 - 1:15.224	
<b>73</b>	<b>Tony HILL</b>	AC Ace Ford
1 - <b>6:51.029</b>		
<b>74</b>	<b>Robin BATT</b>	Jaguar E-Type
1 - 6:36.049	6 - 1:19.763	11 - 1:15.100
2 - 1:20.830	7 - 1:16.280	12 - <b>1:14.031</b>
3 - 1:18.598	8 - 1:14.723	13 - 1:16.048
4 - 1:15.872	9 - 1:15.810	
5 - 1:15.787	10 - 1:16.388	

Cars 15, 74, 86, 92 - No transponder  
Weather / Track : Cloudy / Dry

msttiming.com

Page 5 of 6

Silverstone  
Circuit Length = 1.6390 miles.  
Start: 11:23 End: 11:38  
Printed - 11:41 Saturday, 20 May 2006

# HSCC - Historic Road Sports

## LAP ANALYSIS - QUALIFYING

(contd.)

<b>76</b>	<b>Tony HOWARD</b>	Morgan Plus 8
1 - 6:31.993	6 - 1:11.934	11 - 1:10.687
2 - 1:20.916	7 - 1:11.005	12 - 1:11.040
3 - 1:14.374	8 - 1:11.848	13 - 1:12.387
4 - 1:14.828	9 - <b>1:10.618</b>	
5 - 1:13.154	10 - 1:10.657	
<b>84</b>	<b>Mike THORNE</b>	Morgan Plus 4
1 - 6:41.418	6 - 1:29.778	
2 - 1:28.511	7 - 1:44.191 P	
3 - <b>1:27.283</b>	8 - 3:18.672	
4 - 1:28.756	9 - 1:32.324	
5 - 1:27.859	10 - 1:31.236	
<b>86</b>	<b>John WARD</b>	TVR Vixen S2
1 - 6:57.693	6 - 1:19.428	11 - 1:16.975
2 - 1:26.076	7 - 1:17.858	
3 - 1:19.944	8 - 1:16.896	
4 - 2:40.266	9 - 1:19.183	
5 - 1:20.358	10 - <b>1:16.872</b>	
<b>87</b>	<b>Helen THORNE</b>	Morgan Plus 4
1 - 6:48.096	6 - 1:35.221	
2 - 1:42.125	7 - 1:34.451	
3 - 1:36.541	8 - 1:32.961	
4 - 1:39.433	9 - 1:34.274	
5 - 1:36.392	10 - <b>1:32.107</b>	
<b>92</b>	<b>Michael HARDING</b>	Tatty Turner
1 - 7:01.103	6 - 1:14.272	11 - 1:13.954
2 - 1:16.539	7 - 1:13.042	12 - 1:13.073
3 - 1:15.879	8 - 1:13.461	13 - 1:13.676
4 - 1:14.539	9 - <b>1:12.388</b>	
5 - 1:14.130	10 - 1:13.011	
<b>94</b>	<b>John LEVETT-PRINSEP</b>	Austin Healey 3000 MkII
1 - 6:49.153	6 - 1:21.110	11 - 1:20.863
2 - 1:26.280	7 - 1:23.900	12 - 1:21.169
3 - 1:21.975	8 - 1:21.127	
4 - 1:22.731	9 - <b>1:19.972</b>	
5 - 1:21.689	10 - 1:20.257	

Cars 15, 74, 86, 92 - No transponder  
Weather / Track : Cloudy / Dry

msttiming.com


Page 6 of 6

Silverstone  
Circuit Length = 1.6390 miles.  
Start: 11:23 End: 11:38  
Printed - 11:41 Saturday, 20 May 2006

# HSCC - Historic Road Sports

## GRID - RACE 7

ROW 18		1:32.107		6:51.029
	87	THORNE		73 HILL
ROW 17	19	1:27.651 GAWNE		1:30.557 32 SADLER
ROW 16		1:26.644		1:27.283
	65	LINE		84 THORNE
ROW 15	62	1:23.616 SAVAGE		1:24.379 35 THREADINGHAM
ROW 14		1:19.972		1:22.006
	94	LEVETT-PRINSEP		64 BILDERBECK
ROW 13	23	1:18.760 LOVE		1:19.357 28 O'SHEA
ROW 12		1:18.495		1:18.568
	37	KREMER		44 KIRBY
ROW 11	59	1:17.056 VEREY		1:17.501 68 PHILLIPS
ROW 10		1:15.694		1:16.872
	43	BRINDLEY		86 WARD
ROW 9	8	1:15.262 HEYHOW		1:15.586 66 HOBLE
ROW 8		1:14.817		1:14.933
	71	COFFEY		7 ARCULUS
ROW 7	74	1:14.031 BATT		1:14.525 2 BARRIE
ROW 6		1:13.289		1:13.839
	22	FITZGERALD		38 CAMPBELL
ROW 5	11	1:12.636 KENNEDY		1:13.262 12 JONES
ROW 4		1:12.117		1:12.388
	3	EDRIDGE		92 HARDING
ROW 3	42	1:11.649 SANDERS		1:11.698 1 SHEPHERD
ROW 2		1:10.852		1:11.132
	25	RANDALL		15 EAGLES
ROW 1	18	1:10.416 BAILEY		1:10.618 76 HOWARD
		POLE		



Cars 15, 74, 86, 92 - No transponder

Weather / Track : Cloudy / Dry

These results are provisional until the conclusion of any judicial and technical matters.

Silverstone

Circuit Length = 1.6390 miles.

Start: 11:23 End: 11:38

Clerk of Course:	Stewards:	Timekeeper:
------------------	-----------	-------------

# HSCC - Historic Road Sports

## CLASSIFICATION

POS	NO	CL	NAME	NAT	ENTRY	TIME	LAPS	GAP	MPH	BEST
1	18	A	Laurence BAILEY		TVR Griffith	20:32.763	17		81.51	1:09.763
2	25	C	David RANDALL		Ginetta G4	20:37.638	17	4.875	81.19	1:10.717
3	42	C	Malcolm SANDERS		Lotus Elan S3	21:10.009	17	37.246	79.12	1:11.879
4	1	C	Andy SHEPHERD		Lotus 7 S2	21:10.523	17	37.760	79.08	1:10.876
5	22	C	John FITZGERALD		Lotus Elan S1	21:14.853	17	42.090	78.81	1:12.952
6	15	B	Mike EAGLES		Milano GT Mk1	21:18.466	17	45.703	78.59	1:12.994
7	12	A	Allan JONES		Jaguar E-Type S1	21:25.901	17	53.138	78.14	1:13.224
8	38	D	Mark CAMPBELL		Porsche 911	21:27.793	17	55.030	78.02	1:13.622
9	2	D	Robert BARRIE		Porsche 911	21:28.704	17	55.941	77.97	1:13.209
10	3	A	Martin EDRIDGE		Ford Mustang	21:28.973	17	56.210	77.95	1:13.368
11	32	E	Josh SADLER		Ginetta G4	21:34.813	17	1:02.050	77.60	1:12.605
12	43	C	Cliff BRINDLEY		Lotus Elan S4	21:35.019	17	1:02.256	77.59	1:14.568
13	74	A	Robin BATT		Jaguar E-Type	21:40.633	17	1:07.870	77.25	1:14.006
14	28	Inv	Michael O'SHEA		Jaguar XK150S	20:47.961	16	1 LAP	75.79	1:15.971
15	86	C	John WARD		TVR Vixen S2	20:48.276	16	1 LAP	75.77	1:15.881
16	7	E	Brian ARCULUS		Lotus Elite	20:49.043	16	1 LAP	75.72	1:15.922
17	59	Inv	Malcolm VEREY		Sunbeam Tiger	21:06.660	16	1 LAP	74.67	1:16.926
18	68	C	Oliver PHILLIPS		Lotus 7	21:19.600	16	1 LAP	73.91	1:17.454
19	66	B	Mark HOBLE		Morgan Plus 4	21:39.870	16	1 LAP	72.76	1:18.363
20	23	Inv	Graham LOVE		Jaguar XK150	20:37.332	15	2 LAPS	71.67	1:19.376
21	37	Inv	David KREMER		Jaguar XK150	20:50.209	15	2 LAPS	70.93	1:19.814
22	35	B	David THREADINGHAM		Morgan Plus 4	21:24.515	15	2 LAPS	69.04	1:22.268
23	94	B	John LEVETT-PRINSEP		Austin Healey 3000 MkII	21:36.578	15	2 LAPS	68.39	1:22.679
24	84	B	Mike THORNE		Morgan Plus 4	21:38.928	15	2 LAPS	68.27	1:23.585
25	62	F	Nick SAVAGE		Alfa Romeo Giulietta SZ	21:40.301	15	2 LAPS	68.20	1:23.944
26	19	F	Chris GAWNE		Lancia Aurelia B20 GT	20:53.421	14	3 LAPS	66.04	1:27.094
27	87	D	Helen THORNE		Morgan Plus 4	21:30.206	14	3 LAPS	64.16	1:28.429

### NOT CLASSIFIED

11	A	Jason KENNEDY	TVR Griffith 200	14:54.336	12	D.N.F.	79.36	1:12.414
92	INV	Michael HARDING	Tatty Turner	10:07.231	8	D.N.F.	78.02	1:12.981
64	E	James BILDERBECK	Turner Climax MkII	9:23.105	7	D.N.F.	73.66	1:17.048
44	B	David KIRBY	Triumph TR6	10:04.920	7	D.N.F.	68.57	1:18.498
76	A	Tony HOWARD	Morgan Plus 8	7:29.196	6	D.N.F.	79.20	1:12.219
8	C	Richard HEYHOW	Lotus Elan	5:52.779	4	D.N.F.	67.40	1:20.359

### FASTEST LAP

18	A	Laurence BAILEY	TVR Griffith	1:09.763	2	84.57mph	136.11kph
25	C	David RANDALL	Ginetta G4	1:10.717	2	83.43mph	134.27kph
32	E	Josh SADLER	Ginetta G4	1:12.605	16	81.26mph	130.78kph
92	INV	Michael HARDING	Tatty Turner	1:12.981	4	80.84mph	130.11kph
15	B	Mike EAGLES	Milano GT Mk1	1:12.994	6	80.83mph	130.08kph
2	D	Robert BARRIE	Porsche 911	1:13.209	7	80.59mph	129.70kph
28	Inv	Michael O'SHEA	Jaguar XK150S	1:15.971	3	77.66mph	124.99kph
62	F	Nick SAVAGE	Alfa Romeo Giulietta SZ	1:23.944	15	70.29mph	113.12kph

Weather / Track : Cloudy / Dry

These results are provisional until the conclusion of any judicial and technical matters.

Silverstone  
Circuit Length = 1.6390 miles.  
Start: 16:28 End: 16:48

Clerk of Course:	Stewards:	Timekeeper:
------------------	-----------	-------------

# HSCC - Historic Road Sports

## LAP CHART - RACE 7

Lap 1			Lap 2			Lap 3			Lap 4			Lap 5		
No	Behind	Laptime	No	Behind	Laptime	No	Behind	Laptime	No	Behind	Laptime	No	Behind	Laptime
18		1:18.687	18		1:09.763	18		1:11.127	18		1:11.024	18		1:12.557
25	1.884	1:20.571	25	2.838	1:10.717	25	2.677	1:10.966	87	1 LAP	1:32.647	25	2.584	1:11.969
42	2.761	1:21.448	42	4.877	1:11.879	42	6.186	1:12.436	25	3.172	1:11.519	19	1 LAP	1:27.845
15	3.654	1:22.341	11	7.694	1:13.216	11	11.234	1:14.667	42	8.041	1:12.879	42	9.124	1:13.640
11	4.241	1:22.928	76	7.996	1:13.013	76	11.393	1:14.524	11	12.786	1:12.576	11	13.001	1:12.772
76	4.746	1:23.433	15	8.740	1:14.849	15	11.895	1:14.282	76	13.692	1:13.323	76	13.354	1:12.219
22	6.473	1:25.160	22	11.026	1:14.316	22	13.703	1:13.804	15	14.452	1:13.581	15	16.586	1:14.691
12	7.670	1:26.357	12	11.896	1:13.989	12	15.020	1:14.251	22	15.900	1:13.221	22	16.975	1:13.632
3	9.051	1:27.738	3	13.225	1:13.937	1	16.201	1:13.225	12	18.152	1:14.156	1	18.994	1:13.153
92	9.619	1:28.306	92	13.948	1:14.092	92	18.124	1:15.303	1	18.398	1:13.221	12	20.192	1:14.597
1	9.778	1:28.465	1	14.103	1:14.088	3	18.349	1:16.251	92	20.081	1:12.981	87	1 LAP	1:31.066
38	10.232	1:28.919	38	15.026	1:14.557	38	18.961	1:15.062	3	21.615	1:14.290	92	20.818	1:13.294
74	10.488	1:29.175	43	16.602	1:15.833	2	20.073	1:13.926	38	22.743	1:14.806	3	22.426	1:13.368
43	10.532	1:29.219	2	17.274	1:15.688	43	20.098	1:14.623	2	23.823	1:14.774	38	24.063	1:13.877
2	11.349	1:30.036	74	17.718	1:16.993	74	21.549	1:14.958	43	24.171	1:15.097	2	25.553	1:14.287
86	11.904	1:30.591	28	19.030	1:16.146	28	23.874	1:15.971	74	26.087	1:15.562	43	26.670	1:15.056
7	12.313	1:31.000	7	20.215	1:17.665	7	25.096	1:16.008	28	28.846	1:15.996	74	28.438	1:14.908
28	12.647	1:31.334	86	20.275	1:18.134	32	25.326	1:14.460	32	29.405	1:15.103	32	32.009	1:15.161
59	14.123	1:32.810	59	21.765	1:17.405	86	26.113	1:16.965	86	31.398	1:16.309	28	33.817	1:17.528
66	14.375	1:33.062	32	21.993	1:15.772	59	28.976	1:18.338	7	31.508	1:17.436	7	35.860	1:16.909
8	15.260	1:33.947	64	23.917	1:18.192	64	29.838	1:17.048	59	37.063	1:19.111	86	36.389	1:17.548
64	15.488	1:34.175	66	24.536	1:19.924	66	31.996	1:18.587	64	37.559	1:18.745	59	42.063	1:17.557
68	15.890	1:34.577	8	25.929	1:20.432	68	34.912	1:19.857	66	39.688	1:18.716	64	42.604	1:17.602
32	15.984	1:34.671	68	26.182	1:20.055	8	35.161	1:20.359	68	42.236	1:18.348	66	46.477	1:19.346
44	18.306	1:36.993	44	27.041	1:18.498	44	35.823	1:19.909	44	46.030	1:21.231	68	48.447	1:18.768
23	19.151	1:37.838	23	28.908	1:19.520	23	38.220	1:20.439	23	47.122	1:19.926	44	53.832	1:20.359
37	19.191	1:37.878	37	31.158	1:21.730	37	40.438	1:20.407	37	49.627	1:20.213	23	54.822	1:20.257
35	20.656	1:39.343	35	33.209	1:22.316	35	44.368	1:22.286	35	55.612	1:22.268	37	56.884	1:19.814
94	21.497	1:40.184	94	34.413	1:22.679	94	46.094	1:22.808	94	59.307	1:24.237	35	1:05.878	1:22.823
84	22.620	1:41.307	62	39.105	1:25.326	62	52.390	1:24.412	8	1:02.178	1:38.041P			
62	23.542	1:42.229	84	40.062	1:27.205	84	54.675	1:25.740	62	1:06.243	1:24.877			
19	26.008	1:44.695	19	43.897	1:27.652	19	1:00.058	1:27.288	84	1:09.913	1:26.262			
87	29.316	1:48.003	87	51.408	1:31.855									

Weather / Track : Cloudy / Dry



# HSCC - Historic Road Sports

## LAP CHART - RACE 7

(contd.)

Lap 6			Lap 7			Lap 8			Lap 9			Lap 10		
No	Behind	Laptime	No	Behind	Laptime	No	Behind	Laptime	No	Behind	Laptime	No	Behind	Laptime
18		1:11.153	18		1:11.628	18		1:12.906	18		1:12.579	18		1:13.384
94	1 LAP	1:25.870	25	4.605	1:12.326	37	1 LAP	1:21.060	87	2 LAPS	1:29.925	66	1 LAP	1:20.886
25	3.907	1:12.476	35	1 LAP	1:26.634	25	3.404	1:11.705	25	3.434	1:12.609	25	2.451	1:12.401
62	1 LAP	1:25.075	42	13.704	1:14.132	42	13.669	1:12.871	23	1 LAP	1:20.734	23	1 LAP	1:22.633
42	11.200	1:13.229	11	15.586	1:12.952	11	16.431	1:13.751	37	1 LAP	1:21.928	11	17.893	1:14.253
84	1 LAP	1:27.662	94	1 LAP	1:25.928	35	1 LAP	1:25.367	42	15.073	1:13.983	87	2 LAPS	1:29.971
11	14.262	1:12.414	15	20.811	1:14.012	1	22.425	1:14.403	11	17.024	1:13.172	37	1 LAP	1:21.167
76	14.885	1:12.684	1	20.928	1:13.025	15	22.446	1:14.541	15	25.508	1:15.641	42	26.189	1:24.500
15	18.427	1:12.994	62	1 LAP	1:25.560	22	23.257	1:13.969	22	26.508	1:15.830	15	27.146	1:15.022
22	19.029	1:13.207	22	22.194	1:14.793	44	1 LAP	1:47.738P	12	31.218	1:15.631	22	28.066	1:14.942
1	19.531	1:11.690	92	24.676	1:13.076	12	28.166	1:15.665	3	34.149	1:16.418	12	33.795	1:15.961
19	1 LAP	1:27.375	12	25.407	1:13.224	92	28.386	1:16.616	2	34.647	1:16.310	3	36.197	1:15.432
92	23.228	1:13.563	3	28.235	1:14.746	94	1 LAP	1:27.147	38	34.865	1:16.650	2	36.751	1:15.488
12	23.811	1:14.772	38	29.253	1:14.199	3	30.310	1:14.981	35	1 LAP	1:27.730	38	37.064	1:15.583
3	25.117	1:13.844	2	29.664	1:13.209	38	30.794	1:14.447	32	39.782	1:15.857	32	40.009	1:13.611
38	26.682	1:13.772	84	1 LAP	1:29.749	2	30.916	1:14.158	43	40.641	1:18.010	1	40.884	1:11.953
2	28.083	1:13.683	43	33.130	1:14.568	62	1 LAP	1:26.343	74	40.755	1:16.729	43	42.213	1:14.956
43	30.190	1:14.673	74	34.388	1:14.006	43	35.210	1:14.986	1	42.315	1:32.469	74	44.408	1:17.037
74	32.010	1:14.725	32	35.904	1:13.370	32	36.504	1:13.506	94	1 LAP	1:29.589	35	1 LAP	1:25.386
32	34.162	1:13.306	19	1 LAP	1:27.574	74	36.605	1:15.123	62	1 LAP	1:28.794	28	58.208	1:18.070
28	39.030	1:16.366	28	43.510	1:16.108	84	1 LAP	1:25.907	28	53.522	1:17.245	7	58.962	1:17.611
87	1 LAP	1:30.392	7	45.495	1:16.494	28	48.856	1:18.252	7	54.735	1:18.016	86	59.493	1:17.263
7	40.629	1:15.922	86	46.362	1:16.873	7	49.298	1:16.709	86	55.614	1:18.500	94	1 LAP	1:27.366
86	41.117	1:15.881	59	53.800	1:16.926	86	49.693	1:16.237	84	1 LAP	1:25.376	62	1 LAP	1:26.725
59	48.502	1:17.592	64	57.166	1:18.978	19	1 LAP	1:27.094	59	1:04.325	1:18.523	84	1 LAP	1:24.003
64	49.816	1:18.365	87	1 LAP	1:30.035	59	58.381	1:17.487	19	1 LAP	1:28.761	59	1:10.448	1:19.507
66	54.172	1:18.848	66	1:00.907	1:18.363	68	1:06.679	1:18.448	68	1:13.270	1:19.170			
68	54.748	1:17.454	68	1:01.137	1:18.017	66	1:06.904	1:18.903						
44	1:02.871	1:20.192	23	1:11.263	1:19.376									
23	1:03.515	1:19.846												
37	1:05.757	1:20.026												

Weather / Track : Cloudy / Dry

msttiming.com

Page 2 of 4

Silverstone  
Circuit Length = 1.6390 miles.  
Start: 16:28 End: 16:48

Printed - 16:52 Saturday, 20 May 2006

# HSCC - Historic Road Sports

## LAP CHART - RACE 7

(contd.)

Lap 11			Lap 12			Lap 13			Lap 14			Lap 15		
No	Behind	Laptime	No	Behind	Laptime	No	Behind	Laptime	No	Behind	Laptime	No	Behind	Laptime
18		1:11.012	18		1:12.609	18		1:12.319	18		1:13.087	18		1:12.764
25	4.001	1:12.562	94	2 LAPS	1:26.296	25	4.335	1:12.465	28	1 LAP	1:18.523	25	4.975	1:13.190
68	1 LAP	1:19.570	25	4.189	1:12.797	35	2 LAPS	1:27.053	86	1 LAP	1:17.732	28	1 LAP	1:17.378
19	2 LAPS	1:28.321	59	1 LAP	1:18.460	59	1 LAP	1:18.099	25	4.549	1:13.301	86	1 LAP	1:16.516
66	1 LAP	1:22.001	62	2 LAPS	1:26.801	94	2 LAPS	1:24.838	7	1 LAP	1:19.412	7	1 LAP	1:16.883
11	22.116	1:15.235	84	2 LAPS	1:23.975	84	2 LAPS	1:23.925	87	3 LAPS	1:36.645	87	3 LAPS	1:28.429
23	1 LAP	1:22.965	68	1 LAP	1:18.598	62	2 LAPS	1:25.791	59	1 LAP	1:18.736	59	1 LAP	1:18.926
42	28.040	1:12.863	66	1 LAP	1:22.201	68	1 LAP	1:19.994	35	2 LAPS	1:25.362	35	2 LAPS	1:24.427
37	1 LAP	1:20.101	11	25.907	1:16.400	42	31.341	1:14.335	94	2 LAPS	1:25.354	68	1 LAP	1:19.433
15	29.761	1:13.627	19	2 LAPS	1:29.185	66	1 LAP	1:21.833	68	1 LAP	1:19.971	42	38.571	1:13.741
22	30.587	1:13.533	42	29.325	1:13.894	15	35.122	1:15.785	84	2 LAPS	1:23.856	15	39.690	1:15.053
87	2 LAPS	1:29.537	15	31.656	1:14.504	22	35.719	1:15.009	62	2 LAPS	1:24.111	1	39.922	1:11.961
12	38.444	1:15.661	22	33.029	1:15.051	1	42.526	1:13.523	15	37.401	1:15.366	22	40.831	1:15.662
3	39.834	1:14.649	23	1 LAP	1:20.449	19	2 LAPS	1:29.921	42	37.594	1:19.340	94	2 LAPS	1:26.035
2	40.406	1:14.667	37	1 LAP	1:20.223	23	1 LAP	1:22.510	22	37.933	1:15.301	84	2 LAPS	1:25.036
1	40.748	1:10.876	12	41.117	1:15.282	12	45.927	1:17.129	1	40.725	1:11.286	62	2 LAPS	1:24.621
38	41.038	1:14.986	1	41.322	1:13.183	3	47.123	1:16.472	66	1 LAP	1:22.380	66	1 LAP	1:21.002
32	41.987	1:12.990	3	42.970	1:15.745	2	47.773	1:16.092	12	47.943	1:15.103	12	49.554	1:14.375
43	46.008	1:14.807	32	43.410	1:14.032	38	48.260	1:16.400	3	49.611	1:15.575	3	50.740	1:13.893
74	48.568	1:15.172	2	44.000	1:16.203	43	51.943	1:15.726	38	50.692	1:15.519	38	51.550	1:13.622
35	1 LAP	1:24.668	38	44.179	1:15.750	74	56.160	1:16.455	2	50.806	1:16.120	2	52.920	1:14.878
28	1:04.031	1:16.835	43	48.536	1:15.137	32	1:01.643	1:30.552	43	54.851	1:15.995	43	57.667	1:15.580
7	1:05.211	1:17.261	74	52.024	1:16.065	37	1 LAP	1:41.877	23	1 LAP	1:23.670	32	1:02.559	1:13.455
86	1:05.499	1:17.018	87	2 LAPS	1:30.126				74	58.419	1:15.346	74	1:04.158	1:18.503
			28	1:09.415	1:17.993				19	2 LAPS	1:29.504	23	1 LAP	1:23.974
			7	1:10.959	1:18.357				32	1:01.868	1:13.312			
			86	1:11.148	1:18.258				37	1 LAP	1:19.900			

Weather / Track : Cloudy / Dry

msttiming.com

Page 3 of 4

Silverstone  
 Circuit Length = 1.6390 miles.  
 Start: 16:28 End: 16:48  
 Printed - 16:52 Saturday, 20 May 2006

**HSCC - Historic Road Sports  
LAP CHART - RACE 7**

(contd.)

Lap 16			Lap 17			Lap 18			Lap 19			Lap 20		
No	Behind	Laptime	No	Behind	Laptime	No	Behind	Laptime	No	Behind	Laptime	No	Behind	Laptime
18		1:13.151	18		1:13.013									
19	3 LAPS	1:28.716	23	2 LAPS	1:23.195									
25	4.655	1:12.831	25	4.875	1:13.233									
37	2 LAPS	1:21.383	28	1 LAP	1:17.072									
28	1 LAP	1:17.144	86	1 LAP	1:16.467									
86	1 LAP	1:17.984	7	1 LAP	1:15.996									
7	1 LAP	1:17.364	37	2 LAPS	1:22.502									
59	1 LAP	1:18.104	19	3 LAPS	1:29.490									
42	38.273	1:12.853	59	1 LAP	1:19.079									
1	38.573	1:11.802	42	37.246	1:11.986									
87	3 LAPS	1:30.226	1	37.760	1:12.200									
35	2 LAPS	1:24.294	22	42.090	1:14.471									
68	1 LAP	1:17.991	15	45.703	1:16.471									
22	40.632	1:12.952	68	1 LAP	1:19.349									
15	42.245	1:15.706	35	2 LAPS	1:24.558									
12	51.064	1:14.661	12	53.138	1:15.087									
3	52.639	1:15.050	38	55.030	1:14.612									
94	2 LAPS	1:24.077	2	55.941	1:14.801									
38	53.431	1:15.032	3	56.210	1:16.584									
2	54.153	1:14.384	87	3 LAPS	1:31.349									
84	2 LAPS	1:25.340	32	1:02.050	1:13.050									
62	2 LAPS	1:25.692	43	1:02.256	1:15.541									
66	1 LAP	1:22.027	94	2 LAPS	1:24.170									
43	59.728	1:15.212	84	2 LAPS	1:23.585									
32	1:02.013	1:12.605	66	1 LAP	1:21.791									
74	1:06.367	1:15.360	62	2 LAPS	1:23.944									
			74	1:07.870	1:14.516									

Weather / Track : Cloudy / Dry

# HSCC - HGPCA Drum Brake Sports Cars

## QUALIFYING

POS	NO	CL	NAME	NAT	ENTRY	TIME	LAPS	GAP	MPH
1	38		Jamie MCINTYRE		Rejo	1:09.931	14		84.37
2	61		Benjamin EASTICK		Jaguar D-Type	1:10.380	11	0.449	83.83
3	60		Tony BIANCHI		Farrallac	1:10.828	9	0.897	83.30
4	17		Mark GILLIES		Maserati 300S	1:10.903	13	0.972	83.21
5	99		Chris KEEN		Kurtis 500S	1:11.966	13	2.035	81.98
6	36		Rupert WOOD		Widi Mk2	1:12.150	10	2.219	81.78
7	8		Jeremy COTTINGHAM		Ferrari 250TR	1:14.184	10	4.253	79.53
8	15		Josh SADLER		Allard J2X	1:14.420	13	4.489	79.28
9	12		Alex QUATTLEBAUM		Elva Mk3	1:14.535	12	4.604	79.16
10	7		David COTTINGHAM		Ferrari 500TRC	1:14.648	13	4.717	79.04
11	10		Brian JOLLIFFE		Cooper T39	1:14.778	9	4.847	78.90
12	4		David BROCK-JEST		Elva Mk5	1:15.586	10	5.655	78.06
13	14		Nick FINBURGH		Jaguar C-Type	1:15.615	13	5.684	78.03
14	20		Tony WOOD		RGS Atalanta Jaguar	1:16.375	12	6.444	77.25
15	9		Ted ROLLASON		Frazer Nash LM MKII	1:19.617	12	9.686	74.11
16	16		Chris JOLLY		Aston Martin DB2	1:21.549	12	11.618	72.35
17	45		Tony BAILEY		OSCA MT4	1:21.953	12	12.022	71.99
18	11		David MORRIS		Frazer Nash LM Replica	1:23.410	11	13.479	70.74
19	18		Dave SAUNDERS		Gammon MG Sports	1:23.768	9	13.837	70.43

Weather / Track : Cloudy / Dry

These results are provisional until the conclusion of any judicial and technical matters.

Silverstone

Circuit Length = 1.6390 miles.

Start: 11:48 End: 12:03

Clerk of Course:

Stewards:

Timekeeper:

# HSCC - HGPCA Drum Brake Sports Cars

## LAP ANALYSIS - QUALFYING

<b>4</b>	<b>David BROCK-JEST</b>	Elva Mk5	
1 -	8:53.834	6 - 1:17.127	
2 -	1:25.923	7 - 1:15.716	
3 -	1:19.038	8 - 1:16.957	
4 -	1:16.523	9 - 1:19.910	
5 -	<b>1:15.586</b>	10 - 1:38.658P	
<b>7</b>	<b>David COTTINGHAM</b>	Ferrari 500TRC	
1 -	8:31.455	6 - 1:17.135	11 - 1:19.799
2 -	1:21.080	7 - 1:18.932	12 - 1:21.322
3 -	1:15.332	8 - 1:18.185	13 - 1:19.944
4 -	<b>1:14.648</b>	9 - 1:19.927	
5 -	1:14.955	10 - 1:17.846	
<b>8</b>	<b>Jeremy COTTINGHAM</b>	Ferrari 250TR	
1 -	8:32.831	6 - 1:23.709	
2 -	1:18.430	7 - 1:16.295	
3 -	1:14.666	8 - 1:17.471	
4 -	1:14.660	9 - 1:17.502	
5 -	<b>1:14.184</b>	10 - 1:49.229P	
<b>9</b>	<b>Ted ROLLASON</b>	Frazer Nash LM MKII	
1 -	8:51.242	6 - 1:22.090	11 - 1:23.111
2 -	1:31.157	7 - 1:20.623	12 - 1:21.533
3 -	1:24.480	8 - 1:20.482	
4 -	1:22.577	9 - <b>1:19.617</b>	
5 -	1:21.037	10 - 1:23.022	
<b>10</b>	<b>Brian JOLLIFFE</b>	Cooper T39	
1 -	8:52.059	6 - 1:17.230	
2 -	1:30.974	7 - <b>1:14.778</b>	
3 -	1:19.275	8 - 1:15.443	
4 -	1:15.653	9 - 1:36.334P	
5 -	1:15.051		
<b>11</b>	<b>David MORRIS</b>	Frazer Nash LM Replica	
1 -	8:55.206	6 - 1:23.838	11 - 1:24.656
2 -	1:35.475	7 - 1:24.519	
3 -	1:26.207	8 - <b>1:23.410</b>	
4 -	1:24.735	9 - 1:26.831	
5 -	1:23.773	10 - 1:26.315	

Weather / Track : Cloudy / Dry

msttiming.com

Page 1 of 4

Silverstone  
Circuit Length = 1.6390 miles.  
Start: 11:48 End: 12:03

Printed - 12:06 Saturday, 20 May 2006

# HSCC - HGPCA Drum Brake Sports Cars

## LAP ANALYSIS - QUALFYING

(contd.)

<b>12</b>	<b>Alex QUATTLEBAUM</b>	Elva Mk3
1 - 8:37.745	6 - 1:15.831	11 - 1:20.985
2 - 1:18.872	7 - 1:16.596	12 - 1:36.611P
3 - 1:15.479	8 - 1:17.744	
4 - 1:15.072	9 - 1:15.575	
5 - <b>1:14.535</b>	10 - 1:15.976	
<b>14</b>	<b>Nick FINBURGH</b>	Jaguar C-Type
1 - 8:38.265	6 - <b>1:15.615</b>	11 - 1:19.586
2 - 1:20.393	7 - 1:16.079	12 - 1:16.894
3 - 1:16.669	8 - 1:22.780	13 - 1:18.903
4 - 1:16.068	9 - 1:15.703	
5 - 1:16.773	10 - 1:17.386	
<b>15</b>	<b>Josh SADLER</b>	Allard J2X
1 - 8:37.815	6 - 1:15.938	11 - 1:19.270
2 - 1:18.289	7 - 1:15.833	12 - 1:17.681
3 - 1:14.517	8 - 1:14.949	13 - 1:15.960
4 - <b>1:14.420</b>	9 - 1:15.020	
5 - 1:14.625	10 - 1:17.139	
<b>16</b>	<b>Chris JOLLY</b>	Aston Martin DB2
1 - 8:37.326	6 - 1:22.951	11 - 1:22.721
2 - 1:25.811	7 - 1:23.186	12 - 1:21.724
3 - 1:23.508	8 - 1:21.705	
4 - 1:22.805	9 - <b>1:21.549</b>	
5 - 1:22.602	10 - 1:23.140	
<b>17</b>	<b>Mark GILLIES</b>	Maserati 300S
1 - 8:47.545	6 - 1:11.327	11 - 1:11.813
2 - 1:20.251	7 - 1:11.666	12 - 1:11.567
3 - 1:13.326	8 - 1:11.706	13 - 1:23.313
4 - 1:12.041	9 - 1:12.862	
5 - 1:11.407	10 - <b>1:10.903</b>	
<b>18</b>	<b>Dave SAUNDERS</b>	Gammon MG Sports
1 - 8:41.341	6 - 1:24.089	
2 - 1:31.846	7 - <b>1:23.768</b>	
3 - 1:25.030	8 - 1:24.935	
4 - 1:24.505	9 - 1:47.684P	
5 - 1:23.959		

Weather / Track : Cloudy / Dry

msttiming.com

Page 2 of 4

Silverstone  
 Circuit Length = 1.6390 miles.  
 Start: 11:48 End: 12:03  
 Printed - 12:06 Saturday, 20 May 2006

# HSCC - HGPCA Drum Brake Sports Cars

## LAP ANALYSIS - QUALFYING

(contd.)

<b>20</b>	<b>Tony WOOD</b>	RGS Atalanta Jaguar
1 - 8:43.188	6 - 1:19.127	11 - 1:17.987
2 - 1:25.248	7 - 1:18.759	12 - <b>1:16.375</b>
3 - 1:25.092	8 - 1:17.743	
4 - 1:18.691	9 - 1:18.159	
5 - 1:19.273	10 - 1:17.706	
<b>36</b>	<b>Rupert WOOD</b>	Widi Mk2
1 - 8:27.630	6 - 1:12.280	
2 - 1:16.712	7 - <b>1:12.150</b>	
3 - 1:12.915	8 - 1:12.303	
4 - 1:13.098	9 - 1:12.810	
5 - 1:12.667	10 - 1:12.359	
<b>38</b>	<b>Jamie MCINTYRE</b>	Rejo
1 - 8:27.795	6 - 1:11.028	11 - 1:10.540
2 - 1:15.315	7 - <b>1:09.931</b>	12 - 1:12.792
3 - 1:12.312	8 - 1:10.828	13 - 1:15.465
4 - 1:10.875	9 - 1:11.800	14 - 1:10.706
5 - 1:09.993	10 - 1:09.998	
<b>45</b>	<b>Tony BAILEY</b>	OSCA MT4
1 - 8:45.611	6 - 1:24.808	11 - 1:23.438
2 - 1:28.527	7 - 1:21.981	12 - 1:22.713
3 - 1:25.556	8 - 1:22.708	
4 - 1:27.058	9 - <b>1:21.953</b>	
5 - 1:23.374	10 - 1:23.226	
<b>60</b>	<b>Tony BIANCHI</b>	Farrallac
1 - 8:44.926	6 - 1:11.298	
2 - 1:23.510	7 - 1:12.115	
3 - 1:13.417	8 - 1:14.055	
4 - <b>1:10.828</b>	9 - 1:32.386P	
5 - 1:11.239		
<b>61</b>	<b>Benjamin EASTICK</b>	Jaguar D-Type
1 - 8:35.054	6 - 1:10.597	11 - 1:28.331P
2 - 1:14.735	7 - 1:11.142	
3 - <b>1:10.380</b>	8 - 1:11.565	
4 - 1:10.740	9 - 1:12.343	
5 - 1:10.837	10 - 1:12.984	

Weather / Track : Cloudy / Dry

msttiming.com

Page 3 of 4

Silverstone

Circuit Length = 1.6390 miles.

Start: 11:48 End: 12:03

Printed - 12:06 Saturday, 20 May 2006

# HSCC - HGPCA Drum Brake Sports Cars LAP ANALYSIS - QUALFYING

(contd.)

<b>96</b>	<b>TBD</b>			
1 - 8:57.346	6 - 1:23.222	11 - 1:23.777		
2 - 1:27.611	7 - 1:22.106	12 - 1:37.920P		
3 - 1:23.726	8 - 1:22.689			
4 - 1:22.237	9 - 1:21.748			
5 - <b>1:21.289</b>	10 - 1:24.086			
<b>99</b>	<b>Chris KEEN</b>	<b>Kurtis 500S</b>		
1 - 8:29.885	6 - <b>1:11.966</b>	11 - 1:16.202		
2 - 1:17.397	7 - 1:15.142	12 - 1:13.958		
3 - 1:12.373	8 - 1:12.414	13 - 1:16.037		
4 - 1:12.004	9 - 1:12.405			
5 - 1:12.023	10 - 1:12.912			

Weather / Track : Cloudy / Dry

msttiming.com


Page 4 of 4

Silverstone  
Circuit Length = 1.6390 miles.  
Start: 11:48 End: 12:03  
Printed - 12:06 Saturday, 20 May 2006



# HSCC - HGPCA Drum Brake Sports Cars

## GRID - RACE 8

ROW 10	1:23.768	18 SAUNDERS	
ROW 9	1:21.953	45 BAILEY	1:23.410 11 MORRIS
ROW 8	1:19.617	9 ROLLASON	1:21.549 16 JOLLY
ROW 7	1:15.615	14 FINBURGH	1:16.375 20 WOOD
ROW 6	1:14.778	10 JOLLIFFE	1:15.586 4 BROCK-JEST
ROW 5	1:14.535	12 QUATTLEBAUM	1:14.648 7 COTTINGHAM
ROW 4	1:14.184	8 COTTINGHAM	1:14.420 15 SADLER
ROW 3	1:11.966	99 KEEN	1:12.150 36 WOOD
ROW 2	1:10.828	60 BIANCHI	1:10.903 17 GILLIES
ROW 1	1:09.931	38 MCINTYRE	1:10.380 61 EASTICK
<b>POLE</b>			
			

Weather / Track : Cloudy / Dry

These results are provisional until the conclusion of any judicial and technical matters.

Silverstone

Circuit Length = 1.6390 miles.

Start: 11:48 End: 12:03

Clerk of Course:	Stewards:	Timekeeper:

# HSCC - HGPCA Drum Brake Sports Cars CLASSIFICATION

POS	NO	CL	NAME	NAT	ENTRY	TIME	LAPS	GAP	MPH	BEST
1	38		Jamie MCINTYRE		Rejo	25:34.101	21		80.88	1:10.426
2	17		Mark GILLIES		Maserati 300S	25:40.918	21	6.817	80.52	1:10.845
3	60		Tony BIANCHI		Farrallac	26:19.445	21	45.344	78.56	1:12.671
4	61		Benjamin EASTICK		Jaguar D-Type	26:39.401	21	1:05.300	77.58	1:11.901
5	36		Rupert WOOD		Widi Mk2	25:38.838	20	1 LAP	76.80	1:11.723
6	8		Jeremy COTTINGHAM		Ferrari 250TR	25:45.492	20	1 LAP	76.47	1:13.288
7	15		Josh SADLER		Allard J2X	25:50.835	20	1 LAP	76.20	1:14.820
8	99		Chris KEEN		Kurtis 500S	25:51.950	20	1 LAP	76.15	1:13.260
9	10		Brian JOLLIFFE		Cooper T39	26:24.906	20	1 LAP	74.56	1:13.029
10	20		Tony WOOD		RGS Atalanta Jaguar	26:27.936	20	1 LAP	74.42	1:14.774
11	14		Nick FINBURGH		Jaguar C-Type	25:42.939	19	2 LAPS	72.77	1:17.054
12	7		David COTTINGHAM		Ferrari 500TRC	25:44.943	19	2 LAPS	72.67	1:15.999
13	9		Ted ROLLASON		Frazer Nash LM MKII	26:04.522	19	2 LAPS	71.76	1:18.276
14	45		Tony BAILEY		OSCA MT4	26:17.972	19	2 LAPS	71.15	1:20.148
15	16		Chris JOLLY		Aston Martin DB2	26:44.908	19	2 LAPS	69.96	1:22.527
16	11		David MORRIS		Frazer Nash LM Replica	25:58.821	18	3 LAPS	68.24	1:24.149
17	18		Dave SAUNDERS		Gammon MG Sports	26:26.509	18	3 LAPS	67.05	1:24.407
NOT CLASSIFIED										
	12		Alex QUATTLEBAUM		Elva Mk3	16:30.840	12	D.N.F.	71.63	1:14.248
	4		David BROCK-JEST		Elva Mk5		0	D.N.F.	N/A	
FASTEST LAP										
	38		Jamie MCINTYRE		Rejo	1:10.426	17	83.78mph	134.83kph	

Weather / Track : Cloudy / Drying

These results are provisional until the conclusion of any judicial and technical matters.

Silverstone

Circuit Length = 1.6390 miles.

Start: 17:06 End: 17:32

Clerk of Course:	Stewards:	Timekeeper:
------------------	-----------	-------------

**HSCC - HGPCA Drum Brake Sports Cars  
LAP CHART - RACE 8**

Lap 1			Lap 2			Lap 3			Lap 4			Lap 5		
No	Behind	Laptime	No	Behind	Laptime	No	Behind	Laptime	No	Behind	Laptime	No	Behind	Laptime
61		1:20.484	61		1:12.367	61		1:12.959	61		1:11.901	61		1:13.175
60	0.260	1:20.744	60	0.564	1:12.671	38	0.141	1:12.253	38	0.259	1:12.019	38	0.264	1:13.180
17	0.644	1:21.128	38	0.847	1:12.166	60	1.053	1:13.448	17	0.846	1:11.579	17	0.401	1:12.730
38	1.048	1:21.532	17	0.990	1:12.713	17	1.168	1:13.137	36	1.568	1:11.797	36	1.017	1:12.624
99	2.536	1:23.020	36	2.908	1:12.443	36	1.672	1:11.723	60	2.443	1:13.291	60	2.128	1:12.860
36	2.832	1:23.316	99	4.511	1:14.342	99	5.355	1:13.803	99	6.714	1:13.260	99	9.164	1:15.625
8	4.239	1:24.723	8	5.845	1:13.973	8	7.380	1:14.494	8	8.767	1:13.288	10	12.001	1:14.675
15	5.064	1:25.548	15	7.589	1:14.892	10	9.373	1:14.241	10	10.501	1:13.029	8	12.031	1:16.439
10	5.542	1:26.026	10	8.091	1:14.916	15	10.689	1:16.059	12	13.461	1:14.248	12	16.989	1:16.703
12	6.590	1:27.074	12	8.771	1:14.548	12	11.114	1:15.302	15	13.857	1:15.069	15	17.099	1:16.417
7	7.064	1:27.548	7	10.696	1:15.999	20	13.248	1:14.774	7	19.997	1:16.967	7	30.998	1:24.176
20	8.512	1:28.996	20	11.433	1:15.288	7	14.931	1:17.194	9	31.032	1:18.276	9	39.851	1:21.994
9	10.279	1:30.763	9	18.693	1:20.781	9	24.657	1:18.923	45	36.144	1:21.329	20	43.221	1:18.066
14	10.389	1:30.873	45	19.527	1:20.699	45	26.716	1:20.148	20	38.330	1:36.983	45	46.173	1:23.204
45	11.195	1:31.679	18	27.254	1:24.832	16	37.921	1:23.516	14	45.190	1:18.497	14	50.763	1:18.748
18	14.789	1:35.273	16	27.364	1:22.767	14	38.594	1:17.989	16	49.182	1:23.162	16	1:01.359	1:25.352
16	16.964	1:37.448	11	29.673	1:24.603	18	39.153	1:24.858	18	51.659	1:24.407	18	1:05.112	1:26.628
11	17.437	1:37.921	14	33.564	1:35.542	11	40.863	1:24.149	11	53.164	1:24.202	11	1:05.567	1:25.578

Weather / Track : Cloudy / Drying

Silverstone  
Circuit Length = 1.6390 miles.  
Start: 17:06 End: 17:32

**HSCC - HGPCA Drum Brake Sports Cars  
LAP CHART - RACE 8**

(contd.)

Lap 6			Lap 7			Lap 8			Lap 9			Lap 10		
No	Behind	Laptime	No	Behind	Laptime	No	Behind	Laptime	No	Behind	Laptime	No	Behind	Laptime
61		1:14.670	38		1:15.875	38		1:16.621	38		1:15.780	38		1:15.242
17	0.268	1:14.537	17	0.954	1:17.161	17	2.089	1:17.756	17	3.395	1:17.086	14	1 LAP	1:19.734
38	0.600	1:15.006	11	1 LAP	1:28.295	60	8.958	1:21.092	60	11.190	1:18.012	17	1.989	1:13.836
60	2.135	1:14.677	60	4.487	1:18.827	16	1 LAP	1:28.676	16	1 LAP	1:25.184	9	1 LAP	1:24.209
99	13.662	1:19.168	18	1 LAP	1:31.089	11	1 LAP	1:29.746	11	1 LAP	1:27.247	45	1 LAP	1:22.875
10	14.147	1:16.816	99	23.628	1:26.441	18	1 LAP	1:31.740	18	1 LAP	1:29.500	60	12.935	1:16.987
8	15.512	1:18.151	8	24.821	1:25.784	61	32.280	1:22.323	61	34.955	1:18.455	16	1 LAP	1:23.871
15	21.715	1:19.286	61	26.578	1:43.053	99	32.683	1:25.676	99	38.043	1:21.140	61	35.332	1:15.619
12	22.407	1:20.088	12	32.288	1:26.356	8	33.069	1:24.869	8	38.216	1:20.927	11	1 LAP	1:26.926
36	30.558	1:44.211	15	32.858	1:27.618	12	39.058	1:23.391	36	41.070	1:17.611	36	40.720	1:14.892
7	43.704	1:27.376	36	35.120	1:21.037	36	39.239	1:20.740	15	42.278	1:18.527	8	41.446	1:18.472
9	50.718	1:25.537	10	36.476	1:38.804	15	39.531	1:23.294	12	43.628	1:20.350	99	41.571	1:18.770
20	50.943	1:22.392	7	53.625	1:26.396	10	40.433	1:20.578	10	44.483	1:19.830	15	42.753	1:15.717
45	57.031	1:25.528	20	58.667	1:24.199	7	1:02.190	1:25.186	20	1:07.130	1:19.898	10	46.130	1:16.889
14	57.592	1:21.499	9	1:02.151	1:27.908	20	1:03.012	1:20.966	7	1:09.311	1:22.901	12	46.826	1:18.440
16	1:14.615	1:27.926	14	1:04.813	1:23.696	14	1:11.693	1:23.501				18	1 LAP	1:28.847
			45	1:07.312	1:26.756	9	1:12.323	1:26.793				20	1:09.025	1:17.137
						45	1:14.685	1:23.994						

Weather / Track : Cloudy / Drying

Silverstone

Circuit Length = 1.6390 miles.

Start: 17:06 End: 17:32

# HSCC - HGPCA Drum Brake Sports Cars

## LAP CHART - RACE 8

(contd.)

Lap 11			Lap 12			Lap 13			Lap 14			Lap 15		
No	Behind	Laptime	No	Behind	Laptime	No	Behind	Laptime	No	Behind	Laptime	No	Behind	Laptime
38		1:12.816	38		1:10.972	38		1:10.655	38		1:11.267	38		1:11.089
17	1.081	1:11.908	17	1.374	1:11.265	17	1.895	1:11.176	17	1.619	1:10.991	10	1 LAP	1:18.467
7	1 LAP	1:21.384	20	1 LAP	1:20.897	18	2 LAPS	1:27.692	11	2 LAPS	1:25.076	17	1.375	1:10.845
14	1 LAP	1:18.411	7	1 LAP	1:20.195	20	1 LAP	1:17.268	20	1 LAP	1:17.198	16	2 LAPS	1:22.632
9	1 LAP	1:20.021	14	1 LAP	1:17.747	7	1 LAP	1:21.114	18	2 LAPS	1:26.518	20	1 LAP	1:16.082
45	1 LAP	1:21.259	60	20.209	1:15.309	14	1 LAP	1:20.636	60	27.723	1:14.363	11	2 LAPS	1:24.490
60	15.872	1:15.753	9	1 LAP	1:20.283	60	24.627	1:15.073	7	1 LAP	1:19.864	60	29.849	1:13.215
61	38.322	1:15.806	45	1 LAP	1:20.863	12	1 LAP	1:55.036P	14	1 LAP	1:19.911	7	1 LAP	1:17.713
16	1 LAP	1:22.940	61	42.105	1:14.755	9	1 LAP	1:19.547	9	1 LAP	1:19.920	14	1 LAP	1:18.038
36	42.589	1:14.685	36	44.897	1:13.280	45	1 LAP	1:20.931	45	1 LAP	1:22.468	18	2 LAPS	1:26.710
8	45.252	1:16.622	16	1 LAP	1:22.587	61	45.215	1:13.765	61	47.374	1:13.426	9	1 LAP	1:20.385
99	47.480	1:18.725	8	50.546	1:16.266	8	54.728	1:14.837	8	58.361	1:14.900	61	49.956	1:13.671
15	47.688	1:17.751	15	51.536	1:14.820	15	55.811	1:14.930	36	58.805	1:14.221	45	1 LAP	1:22.622
10	49.708	1:16.394	99	52.566	1:16.058	36	55.851	1:21.609	15	1:00.041	1:15.497	36	1:02.015	1:14.299
12	53.314	1:19.304	10	56.968	1:18.232	99	56.920	1:15.009	99	1:00.698	1:15.045	8	1:03.249	1:15.977
11	1 LAP	1:27.303	11	1 LAP	1:25.581	16	1 LAP	1:22.863				15	1:04.690	1:15.738
18	1 LAP	1:27.313				10	1:04.900	1:18.587				99	1:05.207	1:15.598

Weather / Track : Cloudy / Drying

Silverstone

Circuit Length = 1.6390 miles.

Start: 17:06 End: 17:32

**HSCC - HGPCA Drum Brake Sports Cars  
LAP CHART - RACE 8**

(contd.)

Lap 16			Lap 17			Lap 18			Lap 19			Lap 20		
No	Behind	Laptime	No	Behind	Laptime	No	Behind	Laptime	No	Behind	Laptime	No	Behind	Laptime
38		1:10.849	38		1:10.426	38		1:11.340	38		1:10.499	38		1:13.131
17	2.471	1:11.945	99	1 LAP	1:16.327	8	1 LAP	1:15.811	17	7.036	1:13.010	36	1 LAP	1:15.039
10	1 LAP	1:18.155	17	3.613	1:11.568	18	3 LAPS	1:29.476	8	1 LAP	1:16.484	14	2 LAPS	1:20.978
16	2 LAPS	1:22.598	10	1 LAP	1:18.068	15	1 LAP	1:16.691	15	1 LAP	1:16.722	7	2 LAPS	1:22.884
20	1 LAP	1:15.732	16	2 LAPS	1:22.689	17	4.525	1:12.252	9	2 LAPS	1:22.452	17	5.941	1:12.036
60	32.444	1:13.444	20	1 LAP	1:16.055	99	1 LAP	1:18.296	99	1 LAP	1:15.911	8	1 LAP	1:14.171
11	2 LAPS	1:24.502	60	36.511	1:14.493	45	2 LAPS	1:22.052	18	3 LAPS	1:28.404	11	3 LAPS	1:26.930
7	1 LAP	1:18.757	11	2 LAPS	1:24.901	10	1 LAP	1:20.956	45	2 LAPS	1:22.402	15	1 LAP	1:14.835
14	1 LAP	1:18.419	7	1 LAP	1:20.204	16	2 LAPS	1:22.964	10	1 LAP	1:19.594	99	1 LAP	1:14.064
61	52.955	1:13.848	14	1 LAP	1:19.880	60	39.841	1:14.670	60	42.636	1:13.294	9	2 LAPS	1:21.974
18	2 LAPS	1:27.090	61	55.927	1:13.398	20	1 LAP	1:17.923	20	1 LAP	1:16.226	45	2 LAPS	1:22.372
9	1 LAP	1:21.976	36	1:07.554	1:13.043	61	1:00.432	1:15.845	16	2 LAPS	1:22.630	18	3 LAPS	1:28.302
36	1:04.937	1:13.771	9	1 LAP	1:21.604	7	1 LAP	1:21.597	61	1:03.860	1:13.927	10	1 LAP	1:19.908
8	1:07.977	1:15.577				14	1 LAP	1:21.786				60	43.117	1:13.612
15	1:09.490	1:15.649				11	2 LAPS	1:26.123				20	1 LAP	1:16.281
45	1 LAP	1:23.303				36	1:09.895	1:13.681				16	2 LAPS	1:22.527
												61	1:03.816	1:13.087

Weather / Track : Cloudy / Drying

Silverstone  
Circuit Length = 1.6390 miles.  
Start: 17:06 End: 17:32

**HSCC - HGPCA Drum Brake Sports Cars  
LAP CHART - RACE 8**

(contd.)

Lap 21			Lap 22			Lap 23			Lap 24			Lap 25		
No	Behind	Laptime	No	Behind	Laptime	No	Behind	Laptime	No	Behind	Laptime	No	Behind	Laptime
38		1:11.383												
36	1 LAP	1:14.816												
17	6.817	1:12.259												
14	2 LAPS	1:17.054												
7	2 LAPS	1:17.488												
8	1 LAP	1:13.727												
15	1 LAP	1:15.775												
99	1 LAP	1:15.672												
11	3 LAPS	1:25.248												
9	2 LAPS	1:21.176												
45	2 LAPS	1:23.488												
60	45.344	1:13.610												
10	1 LAP	1:20.741												
18	3 LAPS	1:27.830												
20	1 LAP	1:15.575												
61	1:05.300	1:12.867												
16	2 LAPS	1:22.576												

Weather / Track : Cloudy / Drying

Silverstone  
Circuit Length = 1.6390 miles.  
Start: 17:06 End: 17:32

# HSCC - 70s Road Sports

## QUALIFYING

POS	NO	CL	NAME	NAT	ENTRY	TIME	LAPS	GAP	MPH
1	3	A	Paul CONWAY		Morgan Plus 8	1:24.845	12		69.54
2	24	B	Charles BARTER		Datsun 240Z	1:25.049	11	0.204	69.37
3	11	C	Peter SHAW		Lotus Europa	1:25.307	11	0.462	69.16
4	64	A	Paul ANDERSON		Porsche 928	1:26.382	11	1.537	68.30
5	29	A	Phil BRIGGS		Porsche 928	1:26.730	11	1.885	68.03
6	4	A	Robin GRAY		Pontiac Firebird	1:26.732	11	1.887	68.03
7	43	C	Howard BENTHAM		Lotus Europa	1:27.214	11	2.369	67.65
8	9	B	Julian BARTER		TVR 3000M	1:27.947	11	3.102	67.09
9	7	A	Richard THORNE		Morgan Plus 8	1:28.140	11	3.295	66.94
10	85	B	Tony ELLIS		Mazda RX7	1:28.916	11	4.071	66.35
11	1	D1	John THOMASON		Triumph Spitfire	1:29.987	11	5.142	65.56
12	98	D2	Bob TROTTER		Ford Escort RS	1:30.425	11	5.580	65.25
13	63	D1	Jeremy ANSTEAD		Fiat X19	1:31.089	11	6.244	64.77
14	47	B	Paul ASLETT		Porsche 911E	1:31.187	11	6.342	64.70
15	54	C	Chris HOLLAND		Lotus 7 S4	1:31.346	11	6.501	64.59
16	40	C	Bill BRAITHWAITE		Lotus Elan	1:31.496	10	6.651	64.48
17	65	D2	Steve COOKE		Triumph GT6 Mk3	1:31.724	11	6.879	64.32
18	33	B	Clive FOSKETT		Datsun 240Z	1:31.982	11	7.137	64.14
19	75	D2	James NAIRN		Alfa Romeo 2000 GTV	1:32.058	11	7.213	64.09
20	26	B	Paul STAFFORD		Datsun 240Z	1:32.068	10	7.223	64.08
21	66	E	Louise KENNEDY		Lancia Fulvia Sport Zag	1:32.848	11	8.003	63.54
22	14	D1	Jai SHARMA		Lancia Fulvia	1:32.941	11	8.096	63.48
23	68	C	Chris OVERTON		Lotus 7 S4	1:33.432	10	8.587	63.15
24	89	A	Ralph HARWOOD-PENN		MG BGT V8	1:34.676	9	9.831	62.32
25	31	A	Mark BENNETT		MGBGT V8	1:34.835	9	9.990	62.21
26	32	E	Simon HALL		Fiat X19	1:34.919	10	10.074	62.16
27	52	D2	Graham HALL		Alfa Romeo 2000 GTV	1:35.390	10	10.545	61.85
28	69	D2	Peter HEAD		MGB	1:36.144	10	11.299	61.37
29	80	D2	David LANE		Jensen Healey	1:37.714	9	12.869	60.38
30	78	D2	Mark DUDLEY		Alfa Romeo GTV	1:37.892	10	13.047	60.27
31	18	E	Tim ROUNCE		Lancia Fulvia	1:38.565	10	13.720	59.86
32	15	A	Philip MCKELVEY		Morgan Plus 8	1:38.692	7	13.847	59.78
33	86	B	Christina TOTTY		TVR 3000M	1:39.095	9	14.250	59.54
34	76	D2	David ERWIN		Alfa Romeo 2000 GTV	1:39.190	10	14.345	59.48
35	10	D1	Nigel ASHLEY		Alfa Romeo GTJnr	1:40.684	10	15.839	58.60
36	60	D2	David MARSHALL		Lancia Beta Monte Carlo	1:42.899	8	18.054	57.34
37	84	D1	James WHEELER		Alfa Romeo GT 1600 Jnr	1:46.751	9	21.906	55.27

Cars 9, 84 - Transponder not working

Weather / Track : Cloudy / Damp

These results are provisional until the conclusion of any judicial and technical matters.

Silverstone

Circuit Length = 1.6390 miles.

Start: 10:00 End: 10:15

Clerk of Course:	Stewards:	Timekeeper:



# HSCC - 70s Road Sports

## LAP ANALYSIS - QUALIFYING

<b>1</b>	<b>John THOMASON</b>	Triumph Spitfire
1 - X:00.000	6 - 1:31.230	11 - 1:30.157
2 - 1:39.562	7 - 1:31.231	
3 - 1:33.059	8 - <b>1:29.987</b>	
4 - 1:44.974	9 - 1:31.577	
5 - 1:32.041	10 - 1:31.692	
<b>3</b>	<b>Paul CONWAY</b>	Morgan Plus 8
1 - X:00.000	6 - 1:26.884	11 - 1:28.196
2 - 1:26.140	7 - 1:26.595	12 - 1:28.381
3 - <b>1:24.845</b>	8 - 1:27.324	
4 - 1:27.795	9 - 1:26.721	
5 - 1:27.621	10 - 1:26.867	
<b>4</b>	<b>Robin GRAY</b>	Pontiac Firebird
1 - X:00.000	6 - 1:28.252	11 - 1:27.961
2 - 1:44.828	7 - 1:28.935	
3 - 1:46.336	8 - 1:26.911	
4 - 1:28.347	9 - <b>1:26.732</b>	
5 - 1:29.504	10 - 1:29.180	
<b>7</b>	<b>Richard THORNE</b>	Morgan Plus 8
1 - X:00.000	6 - 1:29.536	11 - 1:29.423
2 - 1:32.579	7 - <b>1:28.140</b>	
3 - 1:29.931	8 - 1:32.768	
4 - 1:29.362	9 - 1:30.336	
5 - 1:30.618	10 - 1:29.444	
<b>9</b>	<b>Julian BARTER</b>	TVR 3000M
1 - X:00.000	6 - 1:29.372	11 - 1:29.241
2 - 1:34.950	7 - 1:37.877	
3 - 1:31.344	8 - <b>1:27.947</b>	
4 - 1:29.353	9 - 1:29.557	
5 - 1:31.880	10 - 1:29.076	
<b>10</b>	<b>Nigel ASHLEY</b>	Alfa Romeo GTJnr
1 - X:00.000	6 - 1:40.726	
2 - 1:47.836	7 - <b>1:40.684</b>	
3 - 1:49.218	8 - 1:42.097	
4 - 1:42.043	9 - 1:43.079	
5 - 1:43.321	10 - 1:41.321	

Cars 9, 84 - Transponder not working  
Weather / Track : Cloudy / Damp

msttiming.com

Page 1 of 7

Silverstone  
Circuit Length = 1.6390 miles.  
Start: 10:00 End: 10:15  
Printed - 10:22 Sunday, 21 May 2006

# HSCC - 70s Road Sports

## LAP ANALYSIS - QUALIFYING

(contd.)

<b>11</b>	<b>Peter SHAW</b>	Lotus Europa
1 - X:00.000	6 - 1:32.316	11 - 1:26.086
2 - 1:30.748	7 - 1:29.016	
3 - 1:28.231	8 - 1:29.516	
4 - 1:28.229	9 - 1:30.826	
5 - 1:43.524	10 - <b>1:25.307</b>	
<b>14</b>	<b>Jai SHARMA</b>	Lancia Fulvia
1 - X:00.000	6 - 1:33.239	11 - <b>1:32.941</b>
2 - 1:38.378	7 - 1:33.513	
3 - 1:36.697	8 - 1:33.333	
4 - 1:35.685	9 - 1:32.957	
5 - 1:33.751	10 - 1:33.034	
<b>15</b>	<b>Philip MCKELVEY</b>	Morgan Plus 8
1 - X:00.000	6 - 1:39.339	
2 - 1:44.374	7 - 1:56.039P	
3 - 1:42.631		
4 - 1:39.630		
5 - <b>1:38.692</b>		
<b>18</b>	<b>Tim ROUNCE</b>	Lancia Fulvia
1 - X:00.000	6 - 1:41.181	
2 - 1:45.892	7 - 1:38.747	
3 - 1:40.574	8 - 1:39.885	
4 - 1:41.852	9 - <b>1:38.565</b>	
5 - 1:39.620	10 - 1:39.067	
<b>24</b>	<b>Charles BARTER</b>	Datsun 240Z
1 - X:00.000	6 - 1:27.268	11 - 1:26.519
2 - 1:34.645	7 - 1:27.225	
3 - 1:31.781	8 - 1:27.476	
4 - 1:27.151	9 - 1:27.022	
5 - 1:27.070	10 - <b>1:25.049</b>	
<b>26</b>	<b>Paul STAFFORD</b>	Datsun 240Z
1 - X:00.000	6 - <b>1:32.068</b>	
2 - 1:45.178	7 - 1:34.193	
3 - 1:40.181	8 - 1:33.165	
4 - 1:35.404	9 - 1:32.333	
5 - 1:33.515	10 - 1:33.831	

Cars 9, 84 - Transponder not working  
Weather / Track : Cloudy / Damp

msttiming.com

Page 2 of 7

Silverstone  
Circuit Length = 1.6390 miles.  
Start: 10:00 End: 10:15  
Printed - 10:22 Sunday, 21 May 2006

# HSCC - 70s Road Sports

## LAP ANALYSIS - QUALIFYING

(contd.)

<b>29</b>	<b>Phil BRIGGS</b>	Porsche 928
1 - X:00.000	6 - 1:29.760	11 - <b>1:26.730</b>
2 - 1:38.899	7 - 1:30.605	
3 - 1:33.837	8 - 1:29.423	
4 - 1:29.802	9 - 1:28.917	
5 - 1:28.418	10 - 1:27.428	
<b>31</b>	<b>Mark BENNETT</b>	MGBGT V8
1 - X:00.000	6 - 1:35.214	
2 - 1:44.631	7 - 1:39.963	
3 - 1:43.861	8 - 1:37.804	
4 - 1:38.049	9 - 2:00.319P	
5 - <b>1:34.835</b>		
<b>32</b>	<b>Simon HALL</b>	Fiat X19
1 - X:00.000	6 - 1:35.314	
2 - 1:45.318	7 - <b>1:34.919</b>	
3 - 1:40.095	8 - 1:38.059	
4 - 1:36.344	9 - 1:37.196	
5 - 1:37.800	10 - 1:38.799	
<b>33</b>	<b>Clive FOSKETT</b>	Datsun 240Z
1 - X:00.000	6 - 1:33.937	11 - 1:35.673
2 - 1:39.148	7 - 1:32.821	
3 - 1:35.592	8 - <b>1:31.982</b>	
4 - 1:33.509	9 - 1:34.830	
5 - 1:33.845	10 - 1:32.313	
<b>40</b>	<b>Bill BRAITHWAITE</b>	Lotus Elan
1 - X:00.000	6 - 1:34.068	
2 - 1:42.404	7 - 2:01.752	
3 - 1:44.849	8 - 1:34.674	
4 - 1:36.002	9 - 1:35.053	
5 - 1:33.305	10 - <b>1:31.496</b>	
<b>43</b>	<b>Howard BENTHAM</b>	Lotus Europa
1 - X:00.000	6 - 1:29.568	11 - 1:28.613
2 - 1:37.705	7 - 1:29.616	
3 - 1:34.487	8 - 1:27.609	
4 - 1:31.197	9 - <b>1:27.214</b>	
5 - 1:29.392	10 - 1:29.942	

Cars 9, 84 - Transponder not working  
Weather / Track : Cloudy / Damp

msttiming.com

Page 3 of 7

Silverstone  
Circuit Length = 1.6390 miles.  
Start: 10:00 End: 10:15  
Printed - 10:22 Sunday, 21 May 2006

# HSCC - 70s Road Sports

## LAP ANALYSIS - QUALIFYING

(contd.)

<b>47</b>	<b>Paul ASLETT</b>	Porsche 911E
1 - X:00.000	6 - 1:32.309	11 - <b>1:31.187</b>
2 - 1:42.365	7 - 1:32.508	
3 - 1:34.713	8 - 1:32.183	
4 - 1:34.300	9 - 1:33.082	
5 - 1:35.158	10 - 1:31.718	
<b>52</b>	<b>Graham HALL</b>	Alfa Romeo 2000 GTV
1 - X:00.000	6 - 1:39.091	
2 - 1:43.171	7 - 1:36.119	
3 - 1:39.765	8 - <b>1:35.390</b>	
4 - 1:39.923	9 - 1:36.419	
5 - 1:38.235	10 - 1:35.828	
<b>54</b>	<b>Chris HOLLAND</b>	Lotus 7 S4
1 - X:00.000	6 - 1:32.409	11 - <b>1:31.346</b>
2 - 1:38.600	7 - 1:31.439	
3 - 1:34.688	8 - 1:32.212	
4 - 1:31.658	9 - 1:32.606	
5 - 1:33.613	10 - 1:32.726	
<b>60</b>	<b>David MARSHALL</b>	Lancia Beta Monte Carlo
1 - X:00.000	6 - 1:45.734	
2 - <b>1:42.899</b>	7 - 1:44.053	
3 - 1:51.534	8 - 2:17.269P	
4 - 1:52.450		
5 - 1:51.129		
<b>63</b>	<b>Jeremy ANSTEAD</b>	Fiat X19
1 - X:00.000	6 - 1:32.027	11 - 1:33.847
2 - 1:43.858	7 - 1:32.026	
3 - 1:33.444	8 - <b>1:31.089</b>	
4 - 1:35.024	9 - 1:31.291	
5 - 1:37.297	10 - 1:32.667	
<b>64</b>	<b>Paul ANDERSON</b>	Porsche 928
1 - X:00.000	6 - 1:29.189	11 - 1:26.890
2 - 1:38.607	7 - 1:29.094	
3 - 1:33.898	8 - 1:28.177	
4 - 1:30.388	9 - <b>1:26.382</b>	
5 - 1:29.772	10 - 1:27.105	

Cars 9, 84 - Transponder not working  
Weather / Track : Cloudy / Damp

msttiming.com

Page 4 of 7

Silverstone  
Circuit Length = 1.6390 miles.  
Start: 10:00 End: 10:15  
Printed - 10:22 Sunday, 21 May 2006

# HSCC - 70s Road Sports

## LAP ANALYSIS - QUALIFYING

(contd.)

<b>65</b>	<b>Steve COOKE</b>	Triumph GT6 Mk3
1 - X:00.000	6 - 1:35.042	11 - 1:32.837
2 - 1:41.405	7 - 1:34.319	
3 - 1:33.712	8 - 1:33.459	
4 - 1:32.876	9 - 1:33.124	
5 - 1:35.300	10 - <b>1:31.724</b>	
<b>66</b>	<b>Louise KENNEDY</b>	Lancia Fulvia Sport Zag
1 - X:00.000	6 - 1:34.959	11 - 1:34.024
2 - 1:36.308	7 - 1:34.422	
3 - 1:36.352	8 - 1:34.732	
4 - 1:36.397	9 - 1:34.527	
5 - 1:35.346	10 - <b>1:32.848</b>	
<b>68</b>	<b>Chris OVERTON</b>	Lotus 7 S4
1 - X:00.000	6 - 1:35.061	
2 - 1:44.677	7 - 1:37.496	
3 - 1:45.954	8 - 1:35.373	
4 - 1:43.858	9 - 1:37.917	
5 - 1:38.332	10 - <b>1:33.432</b>	
<b>69</b>	<b>Peter HEAD</b>	MGB
1 - X:00.000	6 - 1:37.713	
2 - 1:44.706	7 - 1:43.700	
3 - 1:46.706	8 - 1:42.449	
4 - 1:38.950	9 - 1:40.320	
5 - <b>1:36.144</b>	10 - 1:38.107	
<b>75</b>	<b>James NAIRN</b>	Alfa Romeo 2000 GTV
1 - X:00.000	6 - 1:33.424	11 - 1:34.074
2 - 1:42.347	7 - 1:33.867	
3 - 1:35.255	8 - <b>1:32.058</b>	
4 - 1:36.666	9 - 1:33.207	
5 - 1:36.213	10 - 1:34.045	
<b>76</b>	<b>David ERWIN</b>	Alfa Romeo 2000 GTV
1 - X:00.000	6 - 1:40.984	
2 - 1:43.787	7 - 1:41.337	
3 - 2:11.325	8 - 1:42.608	
4 - 1:42.773	9 - 1:41.962	
5 - 1:43.940	10 - <b>1:39.190</b>	

Cars 9, 84 - Transponder not working  
Weather / Track : Cloudy / Damp

msttiming.com

Page 5 of 7

Silverstone  
Circuit Length = 1.6390 miles.  
Start: 10:00 End: 10:15  
Printed - 10:22 Sunday, 21 May 2006

# HSCC - 70s Road Sports

## LAP ANALYSIS - QUALIFYING

(contd.)

<b>78</b>	<b>Mark DUDLEY</b>	Alfa Romeo GTV
1 - X:00.000	6 - 1:41.533	
2 - 1:45.181	7 - 1:39.560	
3 - 1:46.949	8 - 1:38.280	
4 - 1:42.568	9 - <b>1:37.892</b>	
5 - 1:39.373	10 - 1:37.896	
<b>80</b>	<b>David LANE</b>	Jensen Healey
1 - X:00.000	6 - <b>1:37.714</b>	
2 - 1:44.993	7 - 1:38.538	
3 - 2:29.835P	8 - 1:38.246	
4 - 1:58.354	9 - 1:40.392	
5 - 1:37.965		
<b>84</b>	<b>James WHEELER</b>	Alfa Romeo GT 1600 Jnr
1 - X:00.000	6 - 1:48.569	
2 - 1:50.902	7 - 1:48.173	
3 - 1:54.589	8 - <b>1:46.751</b>	
4 - 1:48.815	9 - 1:50.487	
5 - 1:50.647		
<b>85</b>	<b>Tony ELLIS</b>	Mazda RX7
1 - X:00.000	6 - 1:32.318	11 - 1:32.610
2 - 1:44.281	7 - 1:29.288	
3 - 1:42.977	8 - 1:30.213	
4 - 1:33.895	9 - 1:30.803	
5 - 1:34.879	10 - <b>1:28.916</b>	
<b>86</b>	<b>Christina TOTTY</b>	TVR 3000M
1 - X:00.000	6 - 1:44.268	
2 - 1:46.670	7 - 1:39.727	
3 - 2:00.076	8 - 1:39.694	
4 - 1:48.248	9 - <b>1:39.095</b>	
5 - 1:46.021		
<b>89</b>	<b>Ralph HARWOOD-PENN</b>	MG BGT V8
1 - X:00.000	6 - 1:42.498	
2 - 1:44.992	7 - 1:41.176	
3 - 1:41.751	8 - 2:11.402P	
4 - 1:35.759	9 - 2:13.440	
5 - <b>1:34.676</b>		

Cars 9, 84 - Transponder not working  
Weather / Track : Cloudy / Damp

msttiming.com

Page 6 of 7

Silverstone  
Circuit Length = 1.6390 miles.  
Start: 10:00 End: 10:15  
Printed - 10:22 Sunday, 21 May 2006

# HSCC - 70s Road Sports LAP ANALYSIS - QUALIFYING

(contd.)

<b>98</b>	<b>Bob TROTTER</b>	Ford Escort RS
1 - X:00.000	6 - 1:31.824	11 - <b>1:30.425</b>
2 - 1:39.115	7 - 1:31.987	
3 - 1:33.820	8 - 1:31.330	
4 - 1:34.613	9 - 1:31.127	
5 - 1:44.328	10 - 1:32.597	

Cars 9, 84 - Transponder not working  
Weather / Track : Cloudy / Damp

msttiming.com

Page 7 of 7


Silverstone  
Circuit Length = 1.6390 miles.  
Start: 10:00 End: 10:15  
Printed - 10:22 Sunday, 21 May 2006

**HSCC - 70s Road Sports**  
**GRID - RACE 10**

ROW  
19  
ROW  
18  
ROW  
17  
ROW  
16  
ROW  
15  
ROW  
14  
ROW  
13  
ROW  
12  
ROW  
11  
ROW  
10  
ROW  
9  
ROW  
8  
ROW  
7  
ROW  
6  
ROW  
5  
ROW  
4  
ROW  
3  
ROW  
2  
ROW  
1

1:46.751	84	WHEELER	1:40.684			1:42.899
1:39.095	10	ASHLEY		1:39.190	60	MARSHALL
1:37.714	18	ROUNCE		1:37.892	15	MCKELVEY
1:34.835	52	HALL		1:34.919	69	HEAD
1:32.848	68	OVERTON		1:32.941	89	HARWOOD-PENN
1:32.058	14	SHARMA		1:32.068		
1:31.724	75	NAIRN		1:31.982	26	STAFFORD
1:31.089	54	HOLLAND		1:31.187	40	BRAITHWAITE
1:29.987	47	ASLETT		1:30.425		
1:28.140	1	THOMASON		1:28.916	98	TROTTER
1:27.214	7	THORNE		1:27.947		
1:26.730	43	BENTHAM		1:26.732	9	BARTER
1:25.307	4	GRAY		1:26.382		
1:24.845	11	SHAW		1:25.049	64	ANDERSON
	3	CONWAY			24	BARTER

**POLE**



**Cars 9, 84 - Transponder not working**

**Weather / Track : Cloudy / Damp**

**These results are provisional until the conclusion of any judicial and technical matters.**

Silverstone

Circuit Length = 1.6390 miles.

Start: 10:00 End: 10:15

Clerk of Course:	Stewards:	Timekeeper:
------------------	-----------	-------------



# HSCC - 70s Road Sports

## CLASSIFICATION

POS	NO	CL	NAME	NAT	ENTRY	TIME	LAPS	GAP	MPH	BEST
1	24	B	Charles BARTER		Datsun 240Z	20:20.381	14		67.83	1:25.210
2	11	C	Peter SHAW		Lotus Europa	20:34.458	14	14.077	67.05	1:26.012
3	4	A	Robin GRAY		Pontiac Firebird	20:54.280	14	33.899	66.00	1:26.544
4	9	B	Julian BARTER		TVR 3000M	21:03.644	14	43.263	65.51	1:27.456
5	7	A	Richard THORNE		Morgan Plus 8	21:04.527	14	44.146	65.46	1:27.105
6	98	D2	Bob TROTTER		Ford Escort RS	21:24.798	14	1:04.417	64.43	1:28.586
7	64	A	Paul ANDERSON		Porsche 928	21:26.271	14	1:05.890	64.35	1:29.323
8	54	C	Chris HOLLAND		Lotus 7 S4	21:30.005	14	1:09.624	64.17	1:29.365
9	3	A	Paul CONWAY		Morgan Plus 8	21:31.343	14	1:10.962	64.10	1:29.388
10	29	A	Phil BRIGGS		Porsche 928	21:31.950	14	1:11.569	64.07	1:29.210
11	31	A	Mark BENNETT		MGBGT V8	21:42.267	14	1:21.886	63.56	1:28.883
12	1	D1	John THOMASON		Triumph Spitfire	21:51.450	14	1:31.069	63.12	1:30.779
13	14	D1	Jai SHARMA		Lancia Fulvia	20:21.608	13	1 LAP	62.93	1:30.951
14	66	E	Louise KENNEDY		Lancia Fulvia Sport Zag	20:35.221	13	1 LAP	62.24	1:32.450
15	65	D2	Steve COOKE		Triumph GT6 Mk3	21:02.396	13	1 LAP	60.90	1:32.921
16	33	B	Clive FOSKETT		Datsun 240Z	21:05.625	13	1 LAP	60.74	1:33.555
17	52	D2	Graham HALL		Alfa Romeo 2000 GTV	21:18.809	13	1 LAP	60.12	1:33.672
18	86	B	Christina TOTTY		TVR 3000M	21:41.076	13	1 LAP	59.09	1:35.814
19	26	B	Paul STAFFORD		Datsun 240Z	21:57.961	13	1 LAP	58.33	1:37.515
20	80	D2	David LANE		Jensen Healey	20:36.496	12	2 LAPS	57.40	1:38.870
21	18	E	Tim ROUNCE		Lancia Fulvia	20:41.836	12	2 LAPS	57.15	1:37.521
22	69	D2	Peter HEAD		MGB	20:48.642	12	2 LAPS	56.84	1:38.446
23	78	D2	Mark DUDLEY		Alfa Romeo GTV	21:01.612	12	2 LAPS	56.26	1:37.720
24	32	E	Simon HALL		Fiat X19	21:13.999	12	2 LAPS	55.71	1:40.342
25	10	D1	Nigel ASHLEY		Alfa Romeo GTJnr	21:14.903	12	2 LAPS	55.67	1:39.636
26	76	D2	David ERWIN		Alfa Romeo 2000 GTV	21:15.499	12	2 LAPS	55.65	1:40.325
27	60	D2	David MARSHALL		Lancia Beta Monte Carlo	21:35.931	12	2 LAPS	54.77	1:42.789
28	68	C	Chris OVERTON		Lotus 7 S4	21:39.230	12	2 LAPS	54.63	1:40.123
29	84	D1	James WHEELER		Alfa Romeo GT 1600 Jnr	21:44.038	12	2 LAPS	54.43	1:42.366
30	47	B	Paul ASLETT		Porsche 911E	21:49.473	12	2 LAPS	54.20	1:32.266

### NOT CLASSIFIED

63	D1	Jeremy ANSTEAD	Fiat X19	18:18.861	11	D.N.F.	59.22	1:32.271
75	D2	James NAIRN	Alfa Romeo 2000 GTV	14:29.259	9	D.N.F.	61.29	1:31.240
85	B	Tony ELLIS	Mazda RX7	14:35.125	9	D.N.F.	60.88	1:28.350
40	C	Bill BRAITHWAITE	Lotus Elan	13:44.198	8	D.N.F.	57.48	1:34.217
89	A	Ralph HARWOOD-PENN	MG BGT V8	7:40.521	4	D.N.F.	51.63	1:40.253
43	C	Howard BENTHAM	Lotus Europa	2:10.048	1	D.N.F.	46.72	

### FASTEST LAP

24	B	Charles BARTER	Datsun 240Z	1:25.210	2	69.24mph	111.43kph
11	C	Peter SHAW	Lotus Europa	1:26.012	4	68.60mph	110.40kph
4	A	Robin GRAY	Pontiac Firebird	1:26.544	7	68.17mph	109.72kph
98	D2	Bob TROTTER	Ford Escort RS	1:28.586	5	66.60mph	107.19kph
1	D1	John THOMASON	Triumph Spitfire	1:30.779	12	64.99mph	104.60kph
66	E	Louise KENNEDY	Lancia Fulvia Sport Zag	1:32.450	9	63.82mph	102.71kph

Weather / Track : Raining / Wet

These results are provisional until the conclusion of any judicial and technical matters.

Silverstone

Circuit Length = 1.6390 miles.

Start: 13:40 End: 14:00

Clerk of Course:	Stewards:	Timekeeper:
------------------	-----------	-------------

# HSCC - 70s Road Sports

## LAP CHART - RACE 10

Lap 1			Lap 2			Lap 3			Lap 4			Lap 5		
No	Behind	Laptime	No	Behind	Laptime	No	Behind	Laptime	No	Behind	Laptime	No	Behind	Laptime
24		1:34.214	24		1:25.210	24		1:25.529	24		1:25.997	24		1:28.670
11	0.964	1:35.178	11	2.242	1:26.488	11	4.364	1:27.651	11	4.379	1:26.012	69	1 LAP	1:46.792
64	5.523	1:39.737	64	10.849	1:30.536	4	14.072	1:28.392	4	16.118	1:28.043	32	1 LAP	1:45.488
4	6.138	1:40.352	4	11.209	1:30.281	64	16.274	1:30.954	64	21.740	1:31.463	18	1 LAP	1:44.806
3	7.370	1:41.584	85	13.345	1:30.237	85	17.230	1:29.414	85	22.305	1:31.072	11	6.208	1:30.499
85	8.318	1:42.532	3	14.517	1:32.357	9	20.359	1:29.727	7	23.140	1:27.608	10	1 LAP	1:45.386
29	9.626	1:43.840	9	16.161	1:30.760	7	21.529	1:29.261	9	23.782	1:29.420	78	1 LAP	1:43.879
9	10.611	1:44.825	29	17.524	1:33.108	3	22.383	1:33.395	3	27.237	1:30.851	76	1 LAP	1:45.380
7	11.289	1:45.503	7	17.797	1:31.718	29	23.652	1:31.657	29	28.971	1:31.316	68	1 LAP	1:49.357
54	12.158	1:46.372	54	18.666	1:31.718	54	24.900	1:31.763	54	30.476	1:31.573	4	15.679	1:28.231
47	12.687	1:46.901	47	19.743	1:32.266	47	28.129	1:33.915	98	32.325	1:29.970	60	1 LAP	1:47.706
98	15.274	1:49.488	98	22.410	1:32.346	98	28.352	1:31.471	1	39.001	1:33.056	84	1 LAP	1:48.558
1	15.461	1:49.675	1	25.443	1:35.192	1	31.942	1:32.028	66	41.333	1:34.041	89	1 LAP	2:16.081P
65	16.751	1:50.965	66	25.954	1:33.994	66	33.289	1:32.864	14	45.038	1:31.742	85	21.985	1:28.350
66	17.170	1:51.384	33	29.889	1:37.170	14	39.293	1:33.499	47	46.177	1:44.045	64	23.425	1:30.355
33	17.929	1:52.143	75	30.640	1:36.531	75	39.669	1:34.558	75	46.341	1:32.669	7	23.974	1:29.504
63	18.479	1:52.693	14	31.323	1:35.708	33	40.605	1:36.245	31	48.280	1:31.799	9	24.835	1:29.723
40	19.055	1:53.269	65	31.429	1:39.888	63	40.774	1:34.373	63	50.130	1:35.353	3	29.153	1:30.586
75	19.319	1:53.533	63	31.930	1:38.661	65	42.317	1:36.417	33	53.509	1:38.901	29	29.992	1:29.691
89	20.595	1:54.809	40	32.313	1:38.468	31	42.478	1:35.124	65	53.986	1:37.666	54	31.171	1:29.365
14	20.825	1:55.039	31	32.883	1:36.294	52	55.277	1:40.699	52	1:07.821	1:38.541	98	32.241	1:28.586
31	21.799	1:56.013	89	35.638	1:40.253	89	59.487	1:49.378	40	1:10.540	1:36.396	1	42.045	1:31.714
26	23.179	1:57.393	26	37.641	1:39.672	40	1:00.141	1:53.357	86	1:14.526	1:39.222	66	45.688	1:33.025
52	26.255	2:00.469	52	40.107	1:39.062	26	1:00.625	1:48.513	26	1:15.413	1:40.785	14	47.344	1:30.976
86	28.714	2:02.928	86	45.766	1:42.262	86	1:01.301	1:41.064	80	1:20.021	1:42.113	75	48.911	1:31.240
32	29.715	2:03.929	80	48.299	1:43.351	80	1:03.905	1:41.135				31	50.133	1:30.523
80	30.158	2:04.372	69	51.178	1:43.782	69	1:09.911	1:44.262				47	54.755	1:37.248
69	32.606	2:06.820	32	52.054	1:47.549	32	1:13.668	1:47.143				63	55.159	1:33.699
68	34.306	2:08.520	68	57.075	1:47.979	18	1:14.492	1:41.917				33	1:00.067	1:35.228
43	35.834	2:10.048P	18	58.104	1:45.304	10	1:19.450	1:45.907				65	1:00.380	1:35.064
10	36.516	2:10.730	10	59.072	1:47.766	68	1:20.724	1:49.178				52	1:15.257	1:36.106
60	37.491	2:11.705	78	1:00.461	1:47.206	78	1:21.490	1:46.558				40	1:17.917	1:36.047
18	38.010	2:12.224	60	1:02.479	1:50.198	76	1:22.265	1:44.523				86	1:24.145	1:38.289
78	38.465	2:12.679	76	1:03.271	1:49.181	60	1:23.736	1:46.786				26	1:24.990	1:38.247
76	39.300	2:13.514	84	1:04.591	1:48.971	84	1:24.880	1:45.818						
84	40.830	2:15.044												

Weather / Track : Raining / Wet

# HSCC - 70s Road Sports

## LAP CHART - RACE 10

(contd.)

Lap 6			Lap 7			Lap 8			Lap 9			Lap 10		
No	Behind	Laptime	No	Behind	Laptime	No	Behind	Laptime	No	Behind	Laptime	No	Behind	Laptime
24		1:27.025	24		1:27.297	24		1:26.224	24		1:25.835	24		1:27.917
80	1 LAP	1:42.537	86	1 LAP	1:37.033	52	1 LAP	1:34.803	11	9.964	1:27.938	85	1 LAP	2:15.680P
11	7.466	1:28.283	11	7.243	1:27.074	40	1 LAP	1:34.265	52	1 LAP	1:33.672	65	1 LAP	1:35.816
69	1 LAP	1:42.533	26	1 LAP	1:38.639	11	7.861	1:26.842	4	20.997	1:27.623	68	2 LAPS	1:42.519
4	18.703	1:30.049	4	17.950	1:26.544	86	1 LAP	1:35.814	86	1 LAP	1:36.708	60	2 LAPS	1:46.799
18	1 LAP	1:41.742	80	1 LAP	1:40.849	4	19.209	1:27.483	26	1 LAP	1:37.515	33	1 LAP	1:35.593
32	1 LAP	1:43.852	85	29.245	1:30.306	26	1 LAP	1:37.607	9	36.521	1:28.416	11	8.823	1:26.776
10	1 LAP	1:43.019	9	31.446	1:30.565	9	33.940	1:28.718	7	37.152	1:27.105	84	2 LAPS	1:44.155
85	26.236	1:31.276	69	1 LAP	1:41.767	80	1 LAP	1:40.067	40	1 LAP	1:58.179P	52	1 LAP	1:35.072
78	1 LAP	1:43.583	7	32.676	1:31.454	7	35.882	1:29.430	98	48.417	1:29.543	4	20.428	1:27.348
64	27.568	1:31.168	18	1 LAP	1:41.714	85	39.279	1:36.258	80	1 LAP	1:40.379	9	36.862	1:28.258
9	28.178	1:30.368	32	1 LAP	1:43.543	98	44.709	1:32.277	64	50.200	1:30.680	7	37.511	1:28.276
76	1 LAP	1:42.211	64	38.302	1:38.031	64	45.355	1:33.277	54	52.260	1:30.342	86	1 LAP	1:38.746
7	28.519	1:31.570	98	38.656	1:30.516	47	1 LAP	2:21.677	3	54.003	1:31.851	26	1 LAP	1:40.650
3	32.627	1:30.499	3	40.321	1:34.991	54	47.753	1:32.069	29	55.084	1:32.610	98	50.001	1:29.501
60	1 LAP	1:45.301	54	41.908	1:32.769	3	47.987	1:33.890	18	1 LAP	1:39.899	64	53.249	1:30.966
29	35.194	1:32.227	29	42.663	1:34.766	29	48.309	1:31.870	69	1 LAP	1:39.615	54	54.961	1:30.618
98	35.437	1:30.221	10	1 LAP	1:46.431	18	1 LAP	1:41.647	1	1:08.771	1:34.423	3	56.348	1:30.262
54	36.436	1:32.290	78	1 LAP	1:46.189	69	1 LAP	1:44.803	31	1:09.017	1:33.445	29	56.852	1:29.685
68	1 LAP	1:52.466	76	1 LAP	1:46.250	32	1 LAP	1:45.872	14	1:10.678	1:32.963	80	1 LAP	1:42.570
84	1 LAP	1:50.183	60	1 LAP	1:44.593	10	1 LAP	1:39.636	66	1:12.392	1:32.450	31	1:11.635	1:30.535
1	47.375	1:32.355	1	52.526	1:32.448	1	1:00.183	1:33.881	47	1 LAP	1:51.295	18	1 LAP	1:37.521
66	51.913	1:33.250	31	56.717	1:30.949	78	1 LAP	1:40.688	32	1 LAP	1:46.392	1	1:13.184	1:32.330
14	52.049	1:31.730	14	57.197	1:32.445	76	1 LAP	1:40.374	10	1 LAP	1:45.344	14	1:14.232	1:31.471
31	53.065	1:29.957	68	1 LAP	1:45.264	31	1:01.407	1:30.914	78	1 LAP	1:44.130	69	1 LAP	1:39.482
75	55.078	1:33.192	66	59.210	1:34.594	14	1:03.550	1:32.577	76	1 LAP	1:45.431	66	1:17.620	1:33.145
63	1:00.405	1:32.271	75	1:01.742	1:33.961	66	1:05.777	1:32.791	75	1:23.258	1:39.570			
33	1:06.597	1:33.555	84	1 LAP	1:50.102	75	1:09.523	1:34.005	63	1:25.983	1:37.063			
65	1:07.147	1:33.792	63	1:05.619	1:32.511	60	1 LAP	1:44.401						
47	1:19.398	1:51.668P	65	1:12.952	1:33.102	68	1 LAP	1:41.382						
52	1:23.999	1:35.767	33	1:14.703	1:35.403	63	1:14.755	1:35.360						
40	1:25.109	1:34.217				65	1:19.649	1:32.921						
						84	1 LAP	1:44.598						
						33	1:23.228	1:34.749						

Weather / Track : Raining / Wet

msttiming.com

Page 2 of 3

Silverstone  
 Circuit Length = 1.6390 miles.  
 Start: 13:40 End: 14:00  
 Printed - 14:04 Sunday, 21 May 2006

**HSCC - 70s Road Sports  
LAP CHART - RACE 10**

(contd.)

Lap 11			Lap 12			Lap 13			Lap 14			Lap 15		
No	Behind	Laptime	No	Behind	Laptime	No	Behind	Laptime	No	Behind	Laptime	No	Behind	Laptime
24		1:26.565	24		1:27.548	24		1:26.234	24		1:26.116	24		1:26.661
78	2 LAPS	1:41.631	69	2 LAPS	1:40.230	80	2 LAPS	1:39.982	14	1 LAP	1:31.216	47	3 LAPS	1:58.661
32	2 LAPS	1:44.401	11	13.137	1:30.342	66	1 LAP	1:34.737	11	14.077	1:27.259	1	1 LAP	1:31.403
47	2 LAPS	1:49.643	78	2 LAPS	1:38.862	18	2 LAPS	1:39.258	66	1 LAP	1:34.604	26	2 LAPS	1:38.231
10	2 LAPS	1:45.436	32	2 LAPS	1:42.031	11	12.934	1:26.031	80	2 LAPS	1:38.870			
76	2 LAPS	1:43.351	65	1 LAP	1:39.344	69	2 LAPS	1:40.110	18	2 LAPS	1:37.885			
11	10.343	1:28.085	10	2 LAPS	1:42.586	78	2 LAPS	1:38.487	69	2 LAPS	1:38.446			
65	1 LAP	1:35.453	33	1 LAP	1:35.456	4	31.217	1:29.555	4	33.899	1:28.798			
63	1 LAP	1:42.156	76	2 LAPS	1:44.598	65	1 LAP	1:36.832	78	2 LAPS	1:37.720			
33	1 LAP	1:38.448	4	27.896	1:31.173	33	1 LAP	1:36.730	65	1 LAP	1:35.136			
68	2 LAPS	1:44.497	47	2 LAPS	1:49.817	32	2 LAPS	1:43.457	9	43.263	1:28.403			
60	2 LAPS	1:46.012	68	2 LAPS	1:40.123	10	2 LAPS	1:42.186	7	44.146	1:28.810			
4	24.271	1:30.408	52	1 LAP	1:36.163	76	2 LAPS	1:40.361	33	1 LAP	1:36.004			
52	1 LAP	1:36.361	60	2 LAPS	1:43.313	9	40.976	1:28.416	32	2 LAPS	1:40.342			
84	2 LAPS	1:46.171	9	38.794	1:28.589	7	41.452	1:28.623	10	2 LAPS	1:40.476			
9	37.753	1:27.456	7	39.063	1:27.880	68	2 LAPS	1:41.454	76	2 LAPS	1:40.325			
7	38.731	1:27.785	84	2 LAPS	1:43.097	52	1 LAP	1:36.427	52	1 LAP	1:35.667			
86	1 LAP	1:37.587	63	1 LAP	2:04.721P	60	2 LAPS	1:42.789	98	1:04.417	1:29.668			
98	53.742	1:30.306	98	56.143	1:29.949	47	2 LAPS	1:52.337	64	1:05.890	1:29.323			
64	56.813	1:30.129	86	1 LAP	1:36.251	98	1:00.865	1:30.956	54	1:09.624	1:30.912			
54	58.458	1:30.062	64	58.670	1:29.405	64	1:02.683	1:30.247	3	1:10.962	1:30.245			
3	59.171	1:29.388	54	1:00.651	1:29.741	84	2 LAPS	1:42.366	29	1:11.569	1:30.195			
29	1:00.136	1:29.849	3	1:01.302	1:29.679	54	1:04.828	1:30.411	60	2 LAPS	1:46.328			
26	1 LAP	1:42.771	29	1:01.798	1:29.210	3	1:06.833	1:31.765	68	2 LAPS	1:56.491			
31	1:14.935	1:29.865	26	1 LAP	1:40.270	29	1:07.490	1:31.926	86	1 LAP	1:36.735			
80	1 LAP	1:40.271	31	1:16.270	1:28.883	86	1 LAP	1:38.437	31	1:21.886	1:28.926			
1	1:17.629	1:31.010	1	1:20.860	1:30.779	31	1:19.076	1:29.040	84	2 LAPS	1:44.975			
14	1:18.958	1:31.291	14	1:22.361	1:30.951	26	1 LAP	1:37.668						
18	1 LAP	1:37.919				1	1:25.782	1:31.156						
66	1:25.397	1:34.342												

Weather / Track : Raining / Wet

# HSCC - Historic Formula Ford

## QUALIFYING

POS	NO	CL	NAME	NAT	ENTRY	TIME	LAPS	GAP	MPH
1	1		Neil FOWLER		Lola T200	1:17.102	12		76.52
2	87		Nelson ROWE		Lola T200	1:18.871	12	1.769	74.81
3	57		David WILD		Lola T200	1:21.315	12	4.213	72.56
4	11		Westie MITCHELL		Merlyn Mk20	1:21.544	12	4.442	72.35
5	86		George FOWLER		Macon MR8	1:22.224	12	5.122	71.76
6	66		Greg THORNTON		Titan Mk4	1:22.448	12	5.346	71.56
7	3		Chris ATKINSON		Merlyn Mk20	1:22.484	12	5.382	71.53
8	48		Crispin SCHLAEFLI		Macon MR8	1:22.628	12	5.526	71.40
9	42		Nigel BANCROFT		Crossle 20F	1:22.963	12	5.861	71.12
10	26		Laurie BENNETT		Elfin 600B	1:23.203	10	6.101	70.91
11	27		Dick DIXON		Lotus 61	1:23.436	11	6.334	70.71
12	38		M GRANT PETERKIN		Brabham BT21	1:24.720	11	7.618	69.64
13	4		John SYKES		Merlyn Mk11A	1:25.325	12	8.223	69.15
14	21		Neil BOWMAN		Macon MR7B	1:25.832	11	8.730	68.74
15	39		Michael RICHINGS		Alexis 15	1:26.272	11	9.170	68.39
16	93	N	Andrew MANSELL		Merlyn Mk11A	1:28.866	11	11.764	66.39
17	59		Terence TUMBER		Lola T200	1:31.724	10	14.622	64.32
18	43		Peter CLANFORD		Nike Mk6	1:32.671	4	15.569	63.67
19	35		Anthony SMITH		Merlyn Mk11A	1:33.657	10	16.555	63.00
20	96	N	Alan FAIRBROTHER		Merlyn Mk20	1:34.220	10	17.118	62.62
21	94	N	Michael WALES		Merlyn Mk20	1:34.569	10	17.467	62.39
22	32		Roy MACGREGOR		Hawke DL2B	1:35.593	10	18.491	61.72
23	91	N	Roy SIERGIEJEV		Merlyn Mk20	1:35.792	7	18.690	61.59
24	54		Alex MEEK		Merlyn Mk20A	1:36.250	10	19.148	61.30

Weather / Track : Raining / Wet

These results are provisional until the conclusion of any judicial and technical matters.

Silverstone

Circuit Length = 1.6390 miles.

Start: 10:22 End: 10:37

Clerk of Course:	Stewards:	Timekeeper:
------------------	-----------	-------------

# HSCC - Historic Formula Ford

## LAP ANALYSIS - QUALIFYING

<b>1</b>	<b>Neil FOWLER</b>	Lola T200
1 -	5:38.530	6 - 1:18.271
2 -	1:23.648	7 - 1:20.596
3 -	1:18.834	8 - <b>1:17.102</b>
4 -	1:17.744	9 - 1:17.130
5 -	1:18.708	10 - 1:19.212
<b>3</b>	<b>Chris ATKINSON</b>	Merlyn Mk20
1 -	5:29.215	6 - 1:22.796
2 -	1:29.347	7 - <b>1:22.484</b>
3 -	1:23.908	8 - 1:25.231
4 -	1:29.700	9 - 1:24.598
5 -	1:23.370	10 - 1:24.717
<b>4</b>	<b>John SYKES</b>	Merlyn Mk11A
1 -	5:14.946	6 - <b>1:25.325</b>
2 -	1:27.878	7 - 1:27.408
3 -	1:26.697	8 - 1:28.572
4 -	1:27.367	9 - 1:26.318
5 -	1:26.833	10 - 1:29.385
<b>11</b>	<b>Westie MITCHELL</b>	Merlyn Mk20
1 -	5:23.199	6 - 1:22.194
2 -	1:27.212	7 - 1:22.714
3 -	1:22.956	8 - 1:21.888
4 -	1:23.071	9 - <b>1:21.544</b>
5 -	1:23.237	10 - 1:26.021
<b>21</b>	<b>Neil BOWMAN</b>	Macon MR7B
1 -	5:28.706	6 - <b>1:25.832</b>
2 -	1:29.526	7 - 1:26.400
3 -	1:26.392	8 - 1:27.449
4 -	1:26.184	9 - 1:28.618
5 -	1:26.754	10 - 1:30.552
<b>26</b>	<b>Laurie BENNETT</b>	Elfin 600B
1 -	5:28.395	6 - 3:05.247
2 -	1:27.853	7 - <b>1:23.203</b>
3 -	1:24.517	8 - 1:31.940
4 -	1:23.264	9 - 1:30.655
5 -	1:42.745P	10 - 1:24.388

Weather / Track : Raining / Wet

# HSCC - Historic Formula Ford

## LAP ANALYSIS - QUALIFYING

(contd.)

<b>27</b>	<b>Dick DIXON</b>	Lotus 61
1 - 5:34.714	6 - 1:23.484	11 - 1:24.400
2 - 1:31.918	7 - <b>1:23.436</b>	
3 - 1:30.708	8 - 1:24.424	
4 - 1:26.829	9 - 1:27.096	
5 - 1:23.861	10 - 1:30.979	
<b>32</b>	<b>Roy MACGREGOR</b>	Hawke DL2B
1 - 5:33.907	6 - 1:38.723	
2 - 1:43.093	7 - 1:36.680	
3 - <b>1:35.593</b>	8 - 1:35.866	
4 - 1:39.890	9 - 1:37.158	
5 - 1:37.283	10 - 1:38.063	
<b>35</b>	<b>Anthony SMITH</b>	Merlyn Mk11A
1 - 5:37.957	6 - 1:34.285	
2 - 1:35.176	7 - 1:33.815	
3 - 1:40.841	8 - 2:06.820	
4 - 1:36.228	9 - 1:34.337	
5 - <b>1:33.657</b>	10 - 1:53.456	
<b>38</b>	<b>M GRANT PETERKIN</b>	Brabham BT21
1 - 5:34.945	6 - 1:25.713	11 - 1:31.076
2 - 1:30.967	7 - <b>1:24.720</b>	
3 - 1:28.439	8 - 1:25.302	
4 - 1:36.032	9 - 1:29.576	
5 - 1:27.801	10 - 1:30.224	
<b>39</b>	<b>Michael RICHINGS</b>	Alexis 15
1 - 5:36.026	6 - 1:27.994	11 - 1:52.706P
2 - 1:31.098	7 - <b>1:26.272</b>	
3 - 1:31.748	8 - 1:26.586	
4 - 1:33.657	9 - 1:31.688	
5 - 1:28.945	10 - 1:29.572	
<b>42</b>	<b>Nigel BANCROFT</b>	Crossle 20F
1 - 5:16.003	6 - 1:23.899	11 - 1:24.150
2 - 1:25.034	7 - 1:27.274	12 - 1:23.791
3 - <b>1:22.963</b>	8 - 1:24.905	
4 - 1:23.226	9 - 1:23.491	
5 - 1:23.924	10 - 1:26.441	

Weather / Track : Raining / Wet

msttiming.com

Page 2 of 4

Silverstone  
 Circuit Length = 1.6390 miles.  
 Start: 10:22 End: 10:37  
 Printed - 10:40 Sunday, 21 May 2006

# HSCC - Historic Formula Ford

## LAP ANALYSIS - QUALIFYING

(contd.)

<b>43</b>	<b>Peter CLANFORD</b>	Nike Mk6
1 -	X:00.000P	
2 -	1:44.601	
3 -	<b>1:32.671</b>	
4 -	1:56.331	
<b>48</b>	<b>Crispin SCHLAEFLI</b>	Macon MR8
1 -	5:36.193	6 - <b>1:22.628</b> 11 - 1:24.803
2 -	1:31.313	7 - 1:22.991 12 - 1:25.473
3 -	1:27.221	8 - 1:24.753
4 -	1:23.482	9 - 1:25.919
5 -	1:24.533	10 - 1:24.975
<b>54</b>	<b>Alex MEEK</b>	Merlyn Mk20A
1 -	5:28.562	6 - 1:40.571
2 -	1:44.289	7 - 1:37.926
3 -	<b>1:36.250</b>	8 - 1:39.375
4 -	1:40.496	9 - 1:38.431
5 -	1:39.258	10 - 1:36.315
<b>57</b>	<b>David WILD</b>	Lola T200
1 -	5:38.037	6 - 1:21.654 11 - 1:25.454
2 -	1:28.028	7 - 1:22.297 12 - 1:23.063
3 -	1:21.797	8 - 1:23.646
4 -	1:22.448	9 - <b>1:21.315</b>
5 -	1:22.562	10 - 1:24.037
<b>59</b>	<b>Terence TUMBER</b>	Lola T200
1 -	5:43.128	6 - 1:32.339
2 -	1:36.425	7 - <b>1:31.724</b>
3 -	1:37.175	8 - 2:02.354
4 -	1:36.696	9 - 1:42.242
5 -	1:36.929	10 - 1:34.483
<b>66</b>	<b>Greg THORNTON</b>	Titan Mk4
1 -	5:20.657	6 - 1:22.837 11 - 1:36.249
2 -	1:25.484	7 - 1:25.760 12 - 1:24.414
3 -	1:23.508	8 - 1:23.375
4 -	<b>1:22.448</b>	9 - 1:23.964
5 -	1:23.531	10 - 1:26.454

Weather / Track : Raining / Wet

msttiming.com

Page 3 of 4

Silverstone  
 Circuit Length = 1.6390 miles.  
 Start: 10:22 End: 10:37  
 Printed - 10:40 Sunday, 21 May 2006



# HSCC - Historic Formula Ford

## LAP ANALYSIS - QUALIFYING

(contd.)

<b>86</b>	<b>George FOWLER</b>	Macon MR8
1 - 5:20.253	6 - 1:24.763	11 - 1:26.103
2 - 1:25.547	7 - 1:29.292	12 - 1:26.306
3 - 1:23.248	8 - 1:24.779	
4 - <b>1:22.224</b>	9 - 1:26.320	
5 - 1:25.155	10 - 1:25.746	
<b>87</b>	<b>Nelson ROWE</b>	Lola T200
1 - 5:15.192	6 - 1:20.825	11 - 1:25.685
2 - 1:22.787	7 - 1:19.954	12 - 1:21.541
3 - 1:20.087	8 - 1:19.710	
4 - 1:19.581	9 - 1:19.465	
5 - <b>1:18.871</b>	10 - 1:26.121	
<b>91</b>	<b>Roy SIERGIEJEV</b>	Merlyn Mk20
1 - 5:31.676	6 - 1:38.263	
2 - 1:44.913	7 - <b>1:35.792</b>	
3 - 1:41.967		
4 - 1:39.739		
5 - 1:35.968		
<b>93</b>	<b>Andrew MANSELL</b>	Merlyn Mk11A
1 - 5:41.202	6 - 1:29.977	11 - 1:32.171
2 - 1:36.690	7 - 1:29.067	
3 - 1:34.841	8 - <b>1:28.866</b>	
4 - 1:34.446	9 - 1:35.783	
5 - 1:32.216	10 - 1:34.567	
<b>94</b>	<b>Michael WALES</b>	Merlyn Mk20
1 - 5:29.495	6 - 1:38.586	
2 - 1:44.504	7 - 1:35.916	
3 - 1:37.750	8 - <b>1:34.569</b>	
4 - 1:41.271	9 - 1:39.308	
5 - 1:40.055	10 - 1:38.358	
<b>96</b>	<b>Alan FAIRBROTHER</b>	Merlyn Mk20
1 - 5:35.705	6 - 1:45.615	
2 - 1:42.582	7 - 1:34.834	
3 - 1:39.995	8 - <b>1:34.220</b>	
4 - 1:37.522	9 - 1:37.284	
5 - 1:34.853	10 - 1:34.502	


Weather / Track : Raining / Wet

# HSCC - Historic Formula Ford

## GRID - RACE 11

ROW 12	1:36.250 54 MEEK	1:35.792 91 SIERGIEJEV
ROW 11	1:35.593 32 MACGREGOR	1:34.569 94 WALES
ROW 10	1:34.220 96 FAIRBROTHER	1:33.657 35 SMITH
ROW 9	1:32.671 43 CLANFORD	1:31.724 59 TUMBER
ROW 8	1:28.866 93 MANSELL	1:26.272 39 RICHINGS
ROW 7	1:25.832 21 BOWMAN	1:25.325 4 SYKES
ROW 6	1:24.720 38 GRANT PETERKIN	1:23.436 27 DIXON
ROW 5	1:23.203 26 BENNETT	1:22.963 42 BANCROFT
ROW 4	1:22.628 48 SCHLAEFLI	1:22.484 3 ATKINSON
ROW 3	1:22.448 66 THORNTON	1:22.224 86 FOWLER
ROW 2	1:21.544 11 MITCHELL	1:21.315 57 WILD
ROW 1	1:18.871 87 ROWE	1:17.102 1 FOWLER

**POLE**



Weather / Track : Raining / Wet

These results are provisional until the conclusion of any judicial and technical matters.

Silverstone

Circuit Length = 1.6390 miles.

Start: 10:22 End: 10:37

Clerk of Course:

Stewards:

Timekeeper:

# HSCC - Historic Formula Ford

## CLASSIFICATION

POS	NO	CL	NAME	NAT	ENTRY	TIME	LAPS	GAP	MPH	BEST
1	87		Nelson ROWE		Lola T200	9:30.503	7		72.70	1:19.943
2	11		Westie MITCHELL		Merlyn Mk20	10:01.934	7	31.431	68.91	1:23.463
3	57		David WILD		Lola T200	10:13.115	7	42.612	67.65	1:24.216
4	26		Laurie BENNETT		Elfin 600B	10:21.548	7	51.045	66.73	1:24.997
5	86		George FOWLER		Macon MR8	10:23.495	7	52.992	66.52	1:26.450
6	42		Nigel BANCROFT		Crossle 20F	10:23.808	7	53.305	66.49	1:24.266
7	38		M GRANT PETERKIN		Brabham BT21	10:34.690	7	1:04.187	65.35	1:27.277
8	48		Crispin SCHLAEFLI		Macon MR8	10:44.790	7	1:14.287	64.33	1:27.847
9	21		Neil BOWMAN		Macon MR7B	9:39.190	6	1 LAP	61.42	1:31.626
10	35		Anthony SMITH		Merlyn Mk11A	9:56.811	6	1 LAP	59.61	1:34.556
11	4		John SYKES		Merlyn Mk11A	9:56.998	6	1 LAP	59.59	1:33.943
12	39		Michael RICHINGS		Alexis 15	9:59.006	6	1 LAP	59.39	1:34.342
13	27		Dick DIXON		Lotus 61	10:04.470	6	1 LAP	58.85	1:26.884
14	93	N	Andrew MANSELL		Merlyn Mk11A	10:07.742	6	1 LAP	58.54	1:34.489
15	96	N	Alan FAIRBROTHER		Merlyn Mk20	10:10.518	6	1 LAP	58.27	1:37.031
16	59		Terence TUMBER		Lola T200	10:28.423	6	1 LAP	56.61	1:39.584
17	32		Roy MACGREGOR		Hawke DL2B	10:40.450	6	1 LAP	55.55	1:40.576
NOT CLASSIFIED										
66			Greg THORNTON		Titan Mk4	5:25.435	3	D.N.F.	54.93	1:29.179
91	N		Roy SIERGIEJEV		Merlyn Mk20	2:05.290	1	D.N.F.	48.50	2:05.290
FASTEST LAP										
87			Nelson ROWE		Lola T200	1:19.943	3	73.80mph	118.78kph	
93	N		Andrew MANSELL		Merlyn Mk11A	1:34.489	6	62.44mph	100.49kph	

Car 35 - 10 second penalty - Out of position start

Weather / Track : Raining / Wet

These results are provisional until the conclusion of any judicial and technical matters.

Silverstone

Circuit Length = 1.6390 miles.

Start: 14:36 End: 14:48

Clerk of Course:	Stewards:	Timekeeper:
------------------	-----------	-------------

# HSCC - Historic Formula Ford

## LAP CHART - RACE 11

Lap 1			Lap 2			Lap 3			Lap 4			Lap 5		
No	Behind	Laptime	No	Behind	Laptime	No	Behind	Laptime	No	Behind	Laptime	No	Behind	Laptime
1		1:27.246	1		1:19.556	1		1:19.585	1		1:19.717	1		1:21.084
87	0.856	1:28.102	87	1.395	1:20.095	87	1.753	1:19.943	87	2.052	1:20.016	39	1 LAP	1:37.121
11	3.827	1:31.073	11	7.734	1:23.463	11	12.328	1:24.179	32	1 LAP	1:46.120	87	2.123	1:21.155
57	6.052	1:33.298	57	10.712	1:24.216	57	16.750	1:25.623	11	18.251	1:25.640	96	1 LAP	1:39.732
48	11.537	1:38.783	86	19.537	1:27.447	86	27.380	1:27.428	57	22.662	1:25.629	93	1 LAP	1:36.831
86	11.646	1:38.892	48	20.082	1:28.101	48	29.456	1:28.959	86	34.568	1:26.905	59	1 LAP	1:41.469
66	12.784	1:40.030	27	20.919	1:26.884	26	30.464	1:27.204	48	38.951	1:29.212	11	22.668	1:25.501
27	13.591	1:40.837	66	22.407	1:29.179	42	32.906	1:29.000	26	39.305	1:28.558	32	1 LAP	1:43.139
26	15.194	1:42.440	26	22.845	1:27.207	38	36.790	1:29.908	42	40.636	1:27.447	57	29.936	1:28.358
42	15.781	1:43.027	42	23.491	1:27.266	21	54.031	1:42.353	38	45.342	1:28.269	86	39.934	1:26.450
38	16.966	1:44.212	38	26.467	1:29.057	27	56.940	1:55.606	21	1:07.480	1:33.166	26	43.218	1:24.997
21	18.446	1:45.692	21	31.263	1:32.373	35	59.904	1:40.243	27	1:13.652	1:36.429	42	45.379	1:25.827
35	22.541	1:49.787	35	39.246	1:36.261	4	1:00.173	1:38.375	35	1:19.282	1:39.095	38	52.480	1:28.222
4	26.996	1:54.242	4	41.383	1:33.943	39	1:04.437	1:37.382	4	1:19.495	1:39.039	48	1:01.888	1:44.021
39	27.828	1:55.074	39	46.640	1:38.368	96	1:06.352	1:38.696				21	1:18.022	1:31.626
96	28.323	1:55.569	96	47.241	1:38.474	93	1:13.986	1:45.356						
93	29.676	1:56.922	93	48.215	1:38.095	59	1:16.019	1:41.819						
59	33.757	2:01.003	59	53.785	1:39.584	66	1:19.048	2:16.226P						
32	37.029	2:04.275	32	1:00.826	1:43.353									
91	38.044	2:05.290												

Car 35 - 10 second penalty - Out of position start  
Weather / Track : Raining / Wet

**HSCC - Historic Formula Ford  
LAP CHART - RACE 11**

(contd.)

Lap 6			Lap 7			Lap 8			Lap 9			Lap 10		
No	Behind	Laptime	No	Behind	Laptime	No	Behind	Laptime	No	Behind	Laptime	No	Behind	Laptime
1		1:22.204	1		1:20.305									
87	1.068	1:21.149	87	0.806	1:20.043									
27	1 LAP	1:34.253	21	1 LAP	1:33.980									
35	1 LAP	1:36.869	35	1 LAP	1:34.556									
4	1 LAP	1:36.959	4	1 LAP	1:34.440									
39	1 LAP	1:36.719	39	1 LAP	1:34.342									
93	1 LAP	1:36.049	11	32.237	1:26.430									
96	1 LAP	1:41.016	27	1 LAP	1:50.461P									
11	26.112	1:25.648	93	1 LAP	1:34.489									
57	36.313	1:28.581	96	1 LAP	1:37.031									
59	1 LAP	1:41.828	57	43.418	1:27.410									
86	45.937	1:28.207	26	51.851	1:26.081									
26	46.075	1:25.061	86	53.798	1:28.166									
42	47.441	1:24.266	42	54.111	1:26.975									
32	1 LAP	1:42.987	59	1 LAP	1:42.720									
38	57.553	1:27.277	38	1:04.993	1:27.745									
48	1:07.531	1:27.847	32	1 LAP	1:40.576									
			48	1:15.093	1:27.867									

Car 35 - 10 second penalty - Out of position start  
Weather / Track : Raining / Wet

# HSCC - Derek Bell Trophy

## QUALIFYING

POS	NO	CL	NAME	NAT	ENTRY	TIME	LAPS	GAP	MPH
1	48	C	Stuart TILLEY		Modus M1	1:24.842	11		69.54
2	5	A	Marcus PYE		Lola T330	1:27.173	11	2.331	67.68
3	67	B	Alan BELL		Chevron B27	1:32.861	10	8.019	63.54
4	30	B	Neil GLOVER		Brabham BT30	1:33.404	10	8.562	63.17
5	51	E	Stuart OLLEY		Delta T79	1:34.895	10	10.053	62.17
6	23	C	Nick OVERALL		Lyncar 001	1:46.756	5	21.914	55.27
7	73	A	Tim BARRY		Trojan T102	2:00.787	6	35.945	48.85
8	54	B	Mark DWYER		March 974-2	18:41.995	1	17:17.153	5.25

Cars 5, 23 - Transponder not working

Weather / Track : Raining / Wet

These results are provisional until the conclusion of any judicial and technical matters.

Silverstone

Circuit Length = 1.6390 miles.

Start: 11:23 End: 11:38

Clerk of Course:

Stewards:

Timekeeper:

## HSCC - Derek Bell Trophy

### LAP ANALYSIS - QUALIFYING

<b>5</b>	<b>Marcus PYE</b>	Lola T330
1 - X:00.000	6 - 2:14.578	11 - 1:27.278
2 - 1:30.284	7 - 1:29.002	
3 - 1:27.751	8 - 1:27.813	
4 - 1:28.632	9 - <b>1:27.173</b>	
5 - 1:43.465P	10 - 1:27.612	
<b>23</b>	<b>Nick OVERALL</b>	Lyncar 001
1 - X:00.000		
2 - 1:53.106		
3 - <b>1:46.756</b>		
4 - 1:47.626		
5 - 1:53.337P		
<b>30</b>	<b>Neil GLOVER</b>	Brabham BT30
1 - X:00.000	6 - 1:36.763	
2 - 1:46.542	7 - 1:36.538	
3 - 1:38.449	8 - <b>1:33.404</b>	
4 - 1:37.454	9 - 1:38.334	
5 - 1:34.619	10 - 1:35.647	
<b>48</b>	<b>Stuart TILLEY</b>	Modus M1
1 - X:00.000	6 - 1:26.873	11 - 1:27.477
2 - 1:39.991	7 - 1:26.248	
3 - 1:33.785	8 - 1:26.407	
4 - 1:29.595	9 - 1:25.327	
5 - 1:31.313	10 - <b>1:24.842</b>	
<b>51</b>	<b>Stuart OLLEY</b>	Delta T79
1 - X:00.000	6 - 1:38.565	
2 - 1:43.047	7 - 1:36.912	
3 - 1:39.406	8 - <b>1:34.895</b>	
4 - 1:41.254	9 - 1:36.056	
5 - 1:38.156	10 - 1:35.957	
<b>54</b>	<b>Mark DWYER</b>	March 974-2
1 - <b>X:00.000</b>		

Cars 5, 23 - Transponder not working  
Weather / Track : Raining / Wet

**HSCC - Derek Bell Trophy  
LAP ANALYSIS - QUALIFYING**


(contd.)

<b>67</b>	<b>Alan BELL</b>	<b>Chevron B27</b>
1 - X:00.000	6 - 1:40.047	
2 - 1:42.921	7 - 1:36.043	
3 - 1:45.305	8 - <b>1:32.861</b>	
4 - 1:41.766	9 - 1:36.457	
5 - 1:35.197	10 - 1:37.845	
<b>73</b>	<b>Tim BARRY</b>	<b>Trojan T102</b>
1 - X:00.000	6 - <b>2:00.787</b>	
2 - 2:20.071		
3 - 2:20.044P		
4 - 3:24.495		
5 - 2:04.887		

Cars 5, 23 - Transponder not working  
Weather / Track : Raining / Wet



**HSCC - Derek Bell Trophy**  
**GRID - RACE 13**

ROW 4	2:00.787 73 BARRY	18:41.995 54 DWYER
ROW 3	1:34.895 51 OLLEY	1:46.756 23 OVERALL
ROW 2	1:32.861 67 BELL	1:33.404 30 GLOVER
ROW 1	1:24.842 48 TILLEY	1:27.173 5 PYE
<b>POLE</b>		
		

**Cars 5, 23 - Transponder not working**

**Weather / Track : Raining / Wet**

**These results are provisional until the conclusion of any judicial and technical matters.**

Silverstone

Circuit Length = 1.6390 miles.

Start: 11:23 End: 11:38

Clerk of Course:

Stewards:

Timekeeper:

# HSCC - BRDC Historic Sportscars

## QUALIFYING

POS	NO	CL	NAME	NAT	ENTRY	TIME	LAPS	GAP	MPH
1	30	T	<b>Barrie WILLIAMS</b>		Jaguar XK120	1:26.316	11		68.35
2	14	A	<b>Stephen GIBSON</b>		Lister Jaguar	1:29.229	11	2.913	66.12
3	21	A	<b>Graeme DODD</b>		Cooper Monaco	1:29.812	11	3.496	65.69
4	71	A	<b>Mark GILLIES</b>		Maserati T61	1:30.918	11	4.602	64.89
5	38	B	<b>Jamie MCINTYRE</b>		Rejo	1:31.518	11	5.202	64.47
6	54	B	<b>Peter HORSMAN</b>		Lotus 17 prototype	1:32.850	10	6.534	63.54
7	17	A	<b>John PEARSON</b>		Lister Jaguar	1:33.767	10	7.451	62.92
8	36	B	<b>Rupert WOOD</b>		Widi Mk2	1:33.779	10	7.463	62.91
9	6	C	<b>Ben EASTICK</b>		Jaguar D-Type	1:34.595	10	8.279	62.37
10	3	A	<b>Tony WOOD</b>		Lister Jaguar	1:36.383	10	10.067	61.21
11	24	A	<b>Andrew GARNER</b>		Lister Jaguar Costin	1:37.608	10	11.292	60.45
12	10	A	<b>Phil BENNETT</b>		Lister Jaguar	1:38.228	10	11.912	60.06
13	4	B	<b>David BROCK-JEST</b>		Elva Mk5	1:41.427	6	15.111	58.17
14	99	C	<b>Chris KEEN</b>		Kurtis 500S	1:42.109	10	15.793	57.78

**Weather / Track : Raining / Wet**

**These results are provisional until the conclusion of any judicial and technical matters.**

Silverstone

Circuit Length = 1.6390 miles.

Start: 11:44 End: 11:59

Clerk of Course:

Stewards:

Timekeeper:

# HSCC - BRDC Historic Sportscars

## LAP ANALYSIS - QUALIFYING

<b>3</b>	<b>Tony WOOD</b>	Lister Jaguar
1 - 4:02.175	6 - 1:37.288	
2 - 1:44.127	7 - <b>1:36.383</b>	
3 - 1:41.302	8 - 1:36.911	
4 - 1:40.105	9 - 1:37.247	
5 - 1:39.542	10 - 1:38.049	
<b>4</b>	<b>David BROCK-JEST</b>	Elva Mk5
1 - 4:02.657	6 - 1:56.150P	
2 - 1:47.103		
3 - 1:43.895		
4 - <b>1:41.427</b>		
5 - 1:42.865		
<b>6</b>	<b>Ben EASTICK</b>	Jaguar D-Type
1 - 3:58.228	6 - 1:35.905	
2 - 1:44.492	7 - 1:34.940	
3 - 1:38.978	8 - <b>1:34.595</b>	
4 - 1:37.789	9 - 1:34.599	
5 - 1:36.543	10 - 1:35.274	
<b>10</b>	<b>Phil BENNETT</b>	Lister Jaguar
1 - 3:55.997	6 - 1:43.577	
2 - 1:50.112	7 - <b>1:38.228</b>	
3 - 1:48.168	8 - 1:42.024	
4 - 1:42.869	9 - 1:41.751	
5 - 1:42.335	10 - 1:39.555	
<b>14</b>	<b>Stephen GIBSON</b>	Lister Jaguar
1 - 4:01.516	6 - 1:30.184	11 - 1:44.467
2 - 1:39.913	7 - 1:30.030	
3 - 1:34.718	8 - <b>1:29.229</b>	
4 - 1:30.971	9 - 1:31.343	
5 - 1:30.575	10 - 1:55.686	
<b>17</b>	<b>John PEARSON</b>	Lister Jaguar
1 - 4:04.922	6 - 1:37.307	
2 - 1:44.227	7 - 1:35.562	
3 - 1:42.540	8 - 1:34.751	
4 - 1:36.855	9 - <b>1:33.767</b>	
5 - 1:37.291	10 - 1:34.426	

Weather / Track : Raining / Wet

# HSCC - BRDC Historic Sportscars

## LAP ANALYSIS - QUALIFYING

(contd.)

<b>21</b>	<b>Graeme DODD</b>	Cooper Monaco
1 - 3:51.989	6 - 1:32.069	11 - 1:30.499
2 - 1:34.183	7 - <b>1:29.812</b>	
3 - 1:32.261	8 - 1:29.876	
4 - 1:32.058	9 - 1:31.958	
5 - 1:32.910	10 - 1:30.950	
<b>24</b>	<b>Andrew GARNER</b>	Lister Jaguar Costin
1 - 4:00.113	6 - 1:41.947	
2 - 1:47.782	7 - 1:40.515	
3 - 1:48.625	8 - 1:42.452	
4 - 1:41.894	9 - <b>1:37.608</b>	
5 - 1:45.262	10 - 1:38.928	
<b>30</b>	<b>Barrie WILLIAMS</b>	Jaguar XK120
1 - 3:53.249	6 - <b>1:26.316</b>	11 - 1:29.544
2 - 1:28.899	7 - 1:29.479	
3 - 1:26.689	8 - 1:27.518	
4 - 1:26.771	9 - 1:28.600	
5 - 1:26.705	10 - 1:27.764	
<b>36</b>	<b>Rupert WOOD</b>	Widi Mk2
1 - 3:52.651	6 - 1:35.738	
2 - 1:46.498	7 - 1:34.188	
3 - 1:40.979	8 - 1:34.823	
4 - 1:37.766	9 - <b>1:33.779</b>	
5 - 1:37.435	10 - 1:36.200	
<b>38</b>	<b>Jamie MCINTYRE</b>	Rejo
1 - 3:52.651	6 - <b>1:31.518</b>	11 - 1:32.075
2 - 1:34.651	7 - 1:31.620	
3 - 1:34.020	8 - 1:49.440	
4 - 1:32.575	9 - 1:32.067	
5 - 1:32.098	10 - 1:31.570	
<b>54</b>	<b>Peter HORSMAN</b>	Lotus 17 prototype
1 - 4:07.456	6 - 1:36.283	
2 - 1:52.990	7 - 1:34.277	
3 - 1:47.925	8 - 1:33.655	
4 - 1:35.936	9 - <b>1:32.850</b>	
5 - 1:36.927	10 - 1:33.088	

Weather / Track : Raining / Wet

# HSCC - BRDC Historic Sportscars LAP ANALYSIS - QUALIFYING

(contd.)


<b>71</b>	<b>Mark GILLIES</b>	Maserati T61
1 - 3:57.064	6 - 1:31.225	11 - 1:32.659
2 - 1:39.218	7 - <b>1:30.918</b>	
3 - 1:32.495	8 - 1:32.117	
4 - 1:31.700	9 - 1:31.246	
5 - 1:31.440	10 - 1:31.657	
<b>99</b>	<b>Chris KEEN</b>	Kurtis 500S
1 - 3:52.601	6 - <b>1:42.109</b>	
2 - 1:52.601	7 - 1:42.657	
3 - 1:50.966	8 - 1:43.310	
4 - 1:47.178	9 - 1:44.310	
5 - 1:45.102	10 - 1:43.728	

Weather / Track : Raining / Wet

# HSCC - BRDC Historic Sportscars

## GRID - RACE 14

ROW 7	1:41.427 4 BROCK-JEST	1:42.109 99 KEEN
ROW 6	1:37.608 24 GARNER	1:38.228 10 BENNETT
ROW 5	1:34.595 6 EASTICK	1:36.383 3 WOOD
ROW 4	1:33.767 17 PEARSON	1:33.779 36 WOOD
ROW 3	1:31.518 38 MCINTYRE	1:32.850 54 HORSMAN
ROW 2	1:29.812 21 DODD	1:30.918 71 GILLIES
ROW 1	1:26.316 30 WILLIAMS	1:29.229 14 GIBSON
<b>POLE</b>		



Weather / Track : Raining / Wet

These results are provisional until the conclusion of any judicial and technical matters.

Silverstone

Circuit Length = 1.6390 miles.

Start: 11:44 End: 11:59

Clerk of Course:	Stewards:	Timekeeper:
------------------	-----------	-------------

# HSCC - BRDC Historic Sportscars

## CLASSIFICATION

POS	NO	CL	NAME	NAT	ENTRY	TIME	LAPS	GAP	MPH	BEST
1	30	T	<b>Barrie WILLIAMS</b>		Jaguar XK120	31:03.487	21		66.58	1:27.041
2	21	A	<b>Graeme DODD</b>		Cooper Monaco	31:06.365	21	2.878	66.48	1:27.775
3	71	A	<b>Mark GILLIES</b>		Maserati T61	32:11.596	21	1:08.109	64.24	1:30.304
4	54	B	<b>Peter HORSMAN</b>		Lotus 17 prototype	32:23.307	21	1:19.820	63.85	1:30.863
5	14	A	<b>Stephen GIBSON</b>		Lister Jaguar	32:33.467	21	1:29.980	63.52	1:29.299
6	3	A	<b>Tony WOOD</b>		Lister Jaguar	31:06.989	20	1 LAP	63.30	1:30.863
7	17	A	<b>John PEARSON</b>		Lister Jaguar	31:17.018	20	1 LAP	62.96	1:32.129
8	36	B	<b>Rupert WOOD</b>		Widi Mk2	31:17.701	20	1 LAP	62.94	1:30.387
9	24	A	<b>Andrew GARNER</b>		Lister Jaguar Costin	31:44.205	20	1 LAP	62.06	1:32.664
10	6	C	<b>Ben EASTICK</b>		Jaguar D-Type	31:51.127	20	1 LAP	61.84	1:33.038
11	10	A	<b>Phil BENNETT</b>		Lister Jaguar	31:57.701	20	1 LAP	61.62	1:33.096
12	38	B	<b>Jamie MCINTYRE</b>		Rejo	31:31.851	19	2 LAPS	59.35	1:30.526
13	99	C	<b>Chris KEEN</b>		Kurtis 500S	32:04.404	19	2 LAPS	58.34	1:37.184

### FASTEST LAP

30	T	<b>Barrie WILLIAMS</b>	Jaguar XK120	1:27.041	10	67.78mph	109.09kph
21	A	<b>Graeme DODD</b>	Cooper Monaco	1:27.775	11	67.22mph	108.18kph
36	B	<b>Rupert WOOD</b>	Widi Mk2	1:30.387	16	65.27mph	105.05kph
6	C	<b>Ben EASTICK</b>	Jaguar D-Type	1:33.038	17	63.41mph	102.06kph

Weather / Track : Raining / Wet

These results are provisional until the conclusion of any judicial and technical matters.

Silverstone

Circuit Length = 1.6390 miles.

Start: 16:24 End: 16:55

Clerk of Course:

Stewards:

Timekeeper:

**HSCC - BRDC Historic Sportscars  
LAP CHART - RACE 14**

Lap 1			Lap 2			Lap 3			Lap 4			Lap 5		
No	Behind	Laptime	No	Behind	Laptime	No	Behind	Laptime	No	Behind	Laptime	No	Behind	Laptime
30		1:34.178	30		1:28.124	30		1:28.114	30		1:27.481	30		1:28.419
21	2.633	1:36.811	21	3.285	1:28.776	21	3.926	1:28.755	21	5.012	1:28.567	21	4.906	1:28.313
14	3.896	1:38.074	71	10.921	1:32.068	71	14.127	1:31.320	71	18.013	1:31.367	71	22.298	1:32.704
17	6.411	1:40.589	17	14.630	1:36.343	54	18.976	1:32.102	54	22.554	1:31.059	54	26.653	1:32.518
71	6.977	1:41.155	54	14.988	1:34.529	14	20.253	1:31.329	17	27.568	1:33.419	17	32.611	1:33.462
54	8.583	1:42.761	38	15.962	1:34.503	17	21.630	1:35.114	38	28.432	1:33.606	38	33.615	1:33.602
38	9.583	1:43.761	14	17.038	1:41.266	38	22.307	1:34.459	36	29.637	1:33.346	14	35.033	1:30.214
36	10.835	1:45.013	36	19.024	1:36.313	36	23.772	1:32.862	3	30.811	1:33.500	36	36.098	1:34.880
3	12.015	1:46.193	3	19.726	1:35.835	3	24.792	1:33.180	14	33.238	1:40.466	3	36.472	1:34.080
24	13.121	1:47.299	24	22.860	1:37.863	24	32.078	1:37.332	24	40.777	1:36.180	24	47.664	1:35.306
6	14.151	1:48.329	6	23.265	1:37.238	6	32.232	1:37.081	6	41.286	1:36.535	6	48.321	1:35.454
10	15.653	1:49.831	10	25.226	1:37.697	10	34.141	1:37.029	10	44.120	1:37.460	10	50.967	1:35.266
99	17.698	1:51.876	99	28.802	1:39.228	99	39.988	1:39.300	99	50.481	1:37.974	99	1:00.463	1:38.401

Weather / Track : Raining / Wet



**HSCC - BRDC Historic Sportscars  
LAP CHART - RACE 14**

(contd.)

Lap 6			Lap 7			Lap 8			Lap 9			Lap 10		
No	Behind	Laptime	No	Behind	Laptime	No	Behind	Laptime	No	Behind	Laptime	No	Behind	Laptime
30		1:28.603	30		1:29.667	30		1:28.216	30		1:27.524	30		1:27.041
21	4.760	1:28.457	21	3.016	1:27.923	21	2.583	1:27.783	21	3.654	1:28.595	21	4.822	1:28.209
71	25.801	1:32.106	71	27.687	1:31.553	99	1 LAP	1:43.337	99	1 LAP	1:39.230	99	1 LAP	1:39.746
54	30.091	1:32.041	54	33.192	1:32.768	71	30.480	1:31.009	71	34.908	1:31.952	71	38.592	1:30.725
17	38.093	1:34.085	14	41.473	1:32.858	54	36.842	1:31.866	54	40.493	1:31.175	54	44.315	1:30.863
14	38.282	1:31.852	17	41.979	1:33.553	14	43.603	1:30.346	14	46.128	1:30.049	14	48.462	1:29.375
38	39.372	1:34.360	38	42.976	1:33.271	17	46.278	1:32.515	17	51.500	1:32.746	17	58.912	1:34.453
36	41.045	1:33.550	3	44.633	1:33.145	3	49.323	1:32.906	3	53.939	1:32.140	3	59.963	1:33.065
3	41.155	1:33.286	36	45.556	1:34.178	38	53.321	1:38.561	36	57.105	1:31.006	36	1:01.956	1:31.892
24	53.733	1:34.672	24	58.653	1:34.587	36	53.623	1:36.283	38	1:06.872	1:41.075P	6	1:19.510	1:34.429
6	54.384	1:34.666	6	59.495	1:34.778	24	1:05.045	1:34.608	24	1:11.659	1:34.138	24	1:19.935	1:35.317
10	57.149	1:34.785	10	1:01.868	1:34.386	6	1:05.528	1:34.249	6	1:12.122	1:34.118	10	1:21.977	1:34.768
99	1:21.178	1:49.318				10	1:08.130	1:34.478	10	1:14.250	1:33.644			

Weather / Track : Raining / Wet

**HSCC - BRDC Historic Sportscars  
LAP CHART - RACE 14**

(contd.)

Lap 11			Lap 12			Lap 13			Lap 14			Lap 15		
No	Behind	Laptime	No	Behind	Laptime	No	Behind	Laptime	No	Behind	Laptime	No	Behind	Laptime
30		1:27.899	30		1:29.657	30		1:29.872	30		1:29.094	30		1:28.768
21	4.698	1:27.775	10	1 LAP	1:36.816	24	1 LAP	1:35.696	21	1.931	1:28.766	21	1.623	1:28.460
71	40.997	1:30.304	21	3.438	1:28.397	21	2.259	1:28.693	6	1 LAP	1:33.490	6	1 LAP	1:34.105
99	1 LAP	1:41.094	71	43.585	1:32.245	10	1 LAP	1:36.210	24	1 LAP	1:33.129	24	1 LAP	1:33.789
54	47.670	1:31.254	54	50.984	1:32.971	71	45.477	1:31.764	10	1 LAP	1:33.903	10	1 LAP	1:35.826
14	53.983	1:33.420	99	1 LAP	1:39.628	54	53.142	1:32.030	71	48.019	1:31.636	71	50.790	1:31.539
17	1:04.266	1:33.253	14	1:03.538	1:39.212	99	1 LAP	1:38.354	54	56.608	1:32.560	54	59.471	1:31.631
3	1:04.529	1:32.465	3	1:07.549	1:32.677	14	1:02.965	1:29.299	14	1:08.666	1:34.795	14	1:11.432	1:31.534
36	1:05.049	1:30.992	17	1:08.283	1:33.674	3	1:09.680	1:32.003	3	1:12.446	1:31.860	3	1:15.993	1:32.315
38	1 LAP	3:01.540	36	1:09.820	1:34.428	17	1:10.548	1:32.137	17	1:14.226	1:32.772	17	1:18.374	1:32.916
6	1:25.546	1:33.935	38	1 LAP	1:31.831	36	1:11.799	1:31.851	99	1 LAP	1:41.146	36	1:20.543	1:33.511
24	1:25.826	1:33.790	6	1:29.576	1:33.687	38	1 LAP	1:30.526	36	1:15.800	1:33.095	38	1 LAP	1:35.340
									38	1 LAP	1:30.573			

Weather / Track : Raining / Wet

**HSCC - BRDC Historic Sportscars  
LAP CHART - RACE 14**

(contd.)

Lap 16			Lap 17			Lap 18			Lap 19			Lap 20		
No	Behind	Laptime	No	Behind	Laptime	No	Behind	Laptime	No	Behind	Laptime	No	Behind	Laptime
30		1:27.165	30		1:28.592	30		1:28.567	30		1:29.482	30		1:27.739
99	2 LAPS	1:43.021	21	3.536	1:28.436	36	1 LAP	1:34.110	21	3.215	1:29.733	21	3.684	1:28.208
21	3.692	1:29.234	38	2 LAPS	1:36.632	21	2.964	1:27.995	17	1 LAP	1:35.846	17	1 LAP	1:32.755
6	1 LAP	1:34.538	99	2 LAPS	1:39.399	38	2 LAPS	1:33.012	36	1 LAP	1:34.970	36	1 LAP	1:33.598
24	1 LAP	1:33.663	6	1 LAP	1:33.963	99	2 LAPS	1:37.184	38	2 LAPS	1:35.692	38	2 LAPS	1:35.489
10	1 LAP	1:33.772	24	1 LAP	1:33.570	6	1 LAP	1:33.038	99	2 LAPS	1:37.410	24	1 LAP	1:32.918
71	55.158	1:31.533	10	1 LAP	1:34.694	24	1 LAP	1:34.259	6	1 LAP	1:34.778	6	1 LAP	1:36.454
54	1:04.072	1:31.766	71	58.552	1:31.986	10	1 LAP	1:34.601	24	1 LAP	1:33.425	10	1 LAP	1:35.103
14	1:15.938	1:31.671	54	1:07.154	1:31.674	71	1:01.551	1:31.566	10	1 LAP	1:33.096	99	2 LAPS	1:51.551
3	1:20.207	1:31.379	14	1:18.150	1:30.804	54	1:10.572	1:31.985	71	1:02.774	1:30.705	71	1:06.064	1:31.029
17	1:23.338	1:32.129	3	1:22.478	1:30.863	14	1:21.797	1:32.214	54	1:12.345	1:31.255	54	1:16.592	1:31.986
36	1:23.765	1:30.387	17	1:27.352	1:32.606	3	1:24.815	1:30.904	14	1:23.752	1:31.437	14	1:27.264	1:31.251
									3	1:26.680	1:31.347			

Weather / Track : Raining / Wet

**HSCC - BRDC Historic Sportscars  
LAP CHART - RACE 14**

(contd.)

Lap 21			Lap 22			Lap 23			Lap 24			Lap 25		
No	Behind	Laptime	No	Behind	Laptime	No	Behind	Laptime	No	Behind	Laptime	No	Behind	Laptime
30		1:29.285												
21	2.878	1:28.479												
3	1 LAP	1:33.846												
17	1 LAP	1:32.651												
36	1 LAP	1:31.436												
38	2 LAPS	1:34.018												
24	1 LAP	1:32.664												
6	1 LAP	1:36.262												
10	1 LAP	1:34.336												
99	2 LAPS	1:37.207												
71	1:08.109	1:31.330												
54	1:19.820	1:32.513												
14	1:29.980	1:32.001												

**Weather / Track : Raining / Wet**

# HSCC - Historic Racing Saloons

## QUALIFYING

POS	NO	CL	NAME	NAT	ENTRY	TIME	LAPS	GAP	MPH
1	31	B	Les ELY		BMW 2000	1:27.762	11		67.23
2	85	D	Roger GODFREY		Austin Cooper S	1:28.659	11	0.897	66.55
3	21	A	Graeme DODD		Jaguar MkII	1:30.211	10	2.449	65.40
4	82	D	Barry LONG		Austin Mini Cooper S	1:30.675	11	2.913	65.07
5	35	B	James DODD		Alfa Romeo Giulia GT	1:30.692	11	2.930	65.06
6	41	C	Tony FIELDING		Ford Anglia 105E	1:31.616	11	3.854	64.40
7	69	C	Bob BULLEN		Ford Anglia 105E	1:33.129	11	5.367	63.35
8	54	C	Neil WOOD		Ford Anlia 105E	1:33.403	10	5.641	63.17
9	27	K2	Roger COPE		BMW 1800Ti	1:33.771	11	6.009	62.92
10	89	E	Adrian OLIVER		Hillman Imp	1:33.908	10	6.146	62.83
11	87	E	Simon BENOY		Sunbeam Imp	1:34.256	10	6.494	62.60
12	78	D	Colin FLYNN		Morris Cooper S	1:34.664	10	6.902	62.33
13	97	E	Mike HANNA		Hillman Imp	1:34.884	10	7.122	62.18
14	49	C	Peter HORE		Lotus Cortina	1:37.309	10	9.547	60.63
15	84	K	Roger PHILLIPS		Austin Mini Cooper	1:38.585	7	10.823	59.85
16	29	B	Jon WAGSTAFF		Alfa Romeo Giulia Ti	1:38.785	10	11.023	59.73
17	52	C	Peter ERGIS		Ford Cortina GT	1:39.344	10	11.582	59.39
18	32	B	Mark GARRITT		Alfa Romeo Giulia	1:39.453	10	11.691	59.32
19	95	E	Shaun HAZLEWOOD		Hillman Imp	1:39.873	10	12.111	59.07
20	34	B	Louis BRACEY		Ford Lotus Cortina	1:40.356	9	12.594	58.79
21	57	C	Jonathan GOMM		Ford Lotus Cortina	1:40.884	9	13.122	58.48
22	7	A	Tony PEARSON		Jaguar S-type	1:42.186	9	14.424	57.74
23	17	K1	Jim WOODLEY		Ford Galaxie	1:42.285	9	14.523	57.68
24	96	E	Timothy BROOK		Austin Mini Cooper	1:44.450	9	16.688	56.49

Weather / Track : Raining / Wet

These results are provisional until the conclusion of any judicial and technical matters.

Silverstone

Circuit Length = 1.6390 miles.

Start: 12:03 End: 12:18

Clerk of Course:	Stewards:	Timekeeper:
------------------	-----------	-------------

# HSCC - Historic Racing Saloons

## LAP ANALYSIS - QUALIFYING

<b>7</b>	<b>Tony PEARSON</b>	Jaguar S-type	
1 -	3:16.829	6 - 1:42.666	
2 -	2:02.995	7 - 1:44.886	
3 -	1:49.165	8 - 1:42.326	
4 -	1:48.966	9 - <b>1:42.186</b>	
5 -	1:44.779		
<b>17</b>	<b>Jim WOODLEY</b>	Ford Galaxie	
1 -	3:20.430	6 - 1:46.588	
2 -	1:53.217	7 - 1:42.364	
3 -	1:43.907	8 - 1:45.368	
4 -	<b>1:42.285</b>	9 - 2:00.575P	
5 -	1:43.648		
<b>21</b>	<b>Graeme DODD</b>	Jaguar MkII	
1 -	4:10.759P	6 - 1:31.760	
2 -	1:43.374	7 - 1:32.384	
3 -	<b>1:30.211</b>	8 - 1:31.314	
4 -	1:30.933	9 - 1:33.072	
5 -	1:31.277	10 - 1:32.939	
<b>27</b>	<b>Roger COPE</b>	BMW 1800Ti	
1 -	2:47.604	6 - 1:34.242	11 - 1:34.760
2 -	1:36.134	7 - 1:36.131	
3 -	1:37.830	8 - 1:35.217	
4 -	1:35.574	9 - 1:36.525	
5 -	1:35.653	10 - <b>1:33.771</b>	
<b>29</b>	<b>Jon WAGSTAFF</b>	Alfa Romeo Giulia Ti	
1 -	2:48.335	6 - 1:39.139	
2 -	1:47.880	7 - 1:39.968	
3 -	1:43.871	8 - <b>1:38.785</b>	
4 -	1:43.003	9 - 1:51.747	
5 -	1:40.946	10 - 1:41.339	
<b>31</b>	<b>Les ELY</b>	BMW 2000	
1 -	2:44.781	6 - 1:31.313	11 - 1:28.442
2 -	1:31.968	7 - 1:29.703	
3 -	1:28.864	8 - 1:30.019	
4 -	<b>1:27.762</b>	9 - 1:30.178	
5 -	1:29.989	10 - 1:29.129	

Weather / Track : Raining / Wet

# HSCC - Historic Racing Saloons

## LAP ANALYSIS - QUALIFYING

(contd.)

<b>32</b>	<b>Mark GARRITT</b>	Alfa Romeo Giulia	
1 -	2:51.664	6 - 1:39.469	
2 -	1:46.222	7 - <b>1:39.453</b>	
3 -	1:44.728	8 - 1:40.377	
4 -	1:44.141	9 - 1:40.062	
5 -	1:40.753	10 - 2:02.818P	
<b>34</b>	<b>Louis BRACEY</b>	Ford Lotus Cortina	
1 -	3:13.586	6 - <b>1:40.356</b>	
2 -	1:53.208	7 - 1:42.392	
3 -	1:44.553	8 - 1:40.757	
4 -	1:43.663	9 - 1:52.560P	
5 -	1:43.990		
<b>35</b>	<b>James DODD</b>	Alfa Romeo Guilia GT	
1 -	2:47.096	6 - 1:30.750	11 - 1:43.093
2 -	1:33.703	7 - 1:35.054	
3 -	1:31.081	8 - 1:32.137	
4 -	1:31.736	9 - 1:30.748	
5 -	<b>1:30.692</b>	10 - 1:32.442	
<b>41</b>	<b>Tony FIELDING</b>	Ford Anglia 105E	
1 -	2:57.980	6 - 1:33.568	11 - 1:35.212
2 -	1:39.152	7 - 1:33.468	
3 -	1:34.224	8 - 1:33.257	
4 -	1:33.647	9 - 1:33.337	
5 -	1:33.592	10 - <b>1:31.616</b>	
<b>49</b>	<b>Peter HORE</b>	Lotus Cortina	
1 -	3:01.229	6 - 1:41.455	
2 -	1:47.333	7 - 1:38.662	
3 -	1:46.370	8 - 1:38.941	
4 -	1:44.912	9 - 1:39.962	
5 -	1:41.932	10 - <b>1:37.309</b>	
<b>52</b>	<b>Peter ERGIS</b>	Ford Cortina GT	
1 -	3:18.119	6 - <b>1:39.344</b>	
2 -	1:53.173	7 - 1:43.419	
3 -	1:43.135	8 - 1:41.895	
4 -	1:41.296	9 - 1:40.299	
5 -	1:40.669	10 - 1:39.379	

Weather / Track : Raining / Wet

# HSCC - Historic Racing Saloons

## LAP ANALYSIS - QUALIFYING

(contd.)

<b>54</b>	<b>Neil WOOD</b>	Ford Anlia 105E
1 -	3:15.240	6 - 1:35.258
2 -	1:38.200	7 - 1:34.049
3 -	1:35.845	8 - 1:34.193
4 -	1:47.255	9 - <b>1:33.403</b>
5 -	1:35.458	10 - 1:33.881
<b>57</b>	<b>Jonathan GOMM</b>	Ford Lotus Cortina
1 -	3:15.835	6 - 1:42.971
2 -	2:09.395	7 - 1:42.148
3 -	1:42.985	8 - 1:42.692
4 -	1:41.192	9 - <b>1:40.884</b>
5 -	1:41.615	
<b>69</b>	<b>Bob BULLEN</b>	Ford Anglia 105E
1 -	2:57.273	6 - <b>1:33.129</b> 11 - 1:34.337
2 -	1:38.264	7 - 1:34.500
3 -	1:36.960	8 - 1:35.462
4 -	1:35.463	9 - 1:34.112
5 -	1:35.275	10 - 1:35.880
<b>78</b>	<b>Colin FLYNN</b>	Morris Cooper S
1 -	2:54.110	6 - 1:34.968
2 -	1:35.361	7 - 1:35.415
3 -	1:51.596P	8 - <b>1:34.664</b>
4 -	2:43.645	9 - 1:35.696
5 -	1:38.133	10 - 1:36.360
<b>82</b>	<b>Barry LONG</b>	Austin Mini Cooper S
1 -	2:50.628	6 - 1:32.426 11 - 1:33.340
2 -	1:35.992	7 - 1:32.785
3 -	1:32.789	8 - 1:32.382
4 -	1:32.317	9 - 1:37.401
5 -	1:33.142	10 - <b>1:30.675</b>
<b>84</b>	<b>Roger PHILLIPS</b>	Austin Mini Cooper
1 -	3:02.068	6 - 1:41.820
2 -	<b>1:38.585</b>	7 - 2:05.151P
3 -	1:45.610	
4 -	2:11.416P	
5 -	5:24.113	

Weather / Track : Raining / Wet



# HSCC - Historic Racing Saloons

## LAP ANALYSIS - QUALIFYING


(contd.)

<b>85</b>	<b>Roger GODFREY</b>	Austin Cooper S
1 - 2:48.751	6 - 1:31.176	11 - 1:30.763
2 - 1:32.715	7 - 1:31.802	
3 - 1:31.058	8 - 1:30.881	
4 - <b>1:28.659</b>	9 - 1:31.488	
5 - 1:29.678	10 - 1:30.965	
<b>87</b>	<b>Simon BENOY</b>	Sunbeam Imp
1 - 2:56.689	6 - 1:35.457	
2 - 1:43.713	7 - 1:35.668	
3 - 1:36.739	8 - 1:35.355	
4 - 1:37.165	9 - <b>1:34.256</b>	
5 - 1:36.653	10 - 1:35.633	
<b>89</b>	<b>Adrian OLIVER</b>	Hillman Imp
1 - 3:14.396	6 - 1:36.666	
2 - 1:51.346	7 - 1:35.301	
3 - 1:40.639	8 - <b>1:33.908</b>	
4 - 1:38.413	9 - 1:35.029	
5 - 1:37.323	10 - 1:34.552	
<b>95</b>	<b>Shaun HAZLEWOOD</b>	Hillman Imp
1 - 2:56.126	6 - 1:43.770	
2 - 1:50.924	7 - 1:46.645	
3 - 1:49.225	8 - 1:41.297	
4 - 1:46.266	9 - <b>1:39.873</b>	
5 - 1:45.580	10 - 1:41.750	
<b>96</b>	<b>Timothy BROOK</b>	Austin Mini Cooper
1 - 3:09.349	6 - 1:45.993	
2 - 1:55.169	7 - 1:44.830	
3 - 1:49.846	8 - <b>1:44.450</b>	
4 - 1:48.098	9 - 1:45.420	
5 - 1:47.466		
<b>97</b>	<b>Mike HANNA</b>	Hillman Imp
1 - 3:13.714	6 - 1:35.887	
2 - 2:03.595	7 - 1:37.945	
3 - 1:41.665	8 - 1:35.316	
4 - 2:04.907	9 - <b>1:34.884</b>	
5 - 1:37.196	10 - 1:35.907	

Weather / Track : Raining / Wet

# HSCC - Historic Racing Saloons

## GRID - RACE 15

ROW 12	1:42.285	17	WOODLEY	1:44.450	96	BROOK
ROW 11	1:40.884	57	GOMM	1:42.186	7	PEARSON
ROW 10	1:39.873	95	HAZLEWOOD	1:40.356	34	BRACEY
ROW 9	1:39.344	52	ERGIS	1:39.453	32	GARRITT
ROW 8	1:38.585	84	PHILLIPS	1:38.785	29	WAGSTAFF
ROW 7	1:34.884	97	HANNA	1:37.309	49	HORE
ROW 6	1:34.256	87	BENOY	1:34.664	78	FLYNN
ROW 5	1:33.771	27	COPE	1:33.908	89	OLIVER
ROW 4	1:33.129	69	BULLEN	1:33.403	54	WOOD
ROW 3	1:30.692	35	DODD	1:31.616	41	FIELDING
ROW 2	1:30.211	21	DODD	1:30.675	82	LONG
ROW 1	1:27.762	31	ELY	1:28.659	85	GODFREY
<b>POLE</b>						
						

Weather / Track : Raining / Wet

These results are provisional until the conclusion of any judicial and technical matters.

Silverstone

Circuit Length = 1.6390 miles.

Start: 12:03 End: 12:18

Clerk of Course:	Stewards:	Timekeeper:

# HSCC - Historic Racing Saloons

## CLASSIFICATION

POS	NO	CL	NAME	NAT	ENTRY	TIME	LAPS	GAP	MPH	BEST
1	31	B	Les ELY		BMW 2000	30:00.781	20		65.63	1:27.751
2	84	K	Roger PHILLIPS		Austin Mini Cooper	30:05.498	20	4.717	65.45	1:26.322
3	82	D	Barry LONG		Austin Mini Cooper S	30:20.961	20	20.180	64.90	1:28.276
4	27	K2	Roger COPE		BMW 1800Ti	30:47.580	20	46.799	63.96	1:29.235
5	54	C	Neil WOOD		Ford Anlia 105E	31:07.268	20	1:06.487	63.29	1:30.287
6	69	C	Bob BULLEN		Ford Anglia 105E	31:18.127	20	1:17.346	62.92	1:31.170
7	89	E	Adrian OLIVER		Hillman Imp	30:01.862	19	1 LAP	62.31	1:30.495
8	87	E	Simon BENOY		Sunbeam Imp	30:04.106	19	1 LAP	62.23	1:31.680
9	85	D	Roger GODFREY		Austin Cooper S	30:06.897	19	1 LAP	62.14	1:26.266
10	57	C	Jonathan GOMM		Ford Lotus Cortina	30:09.408	19	1 LAP	62.05	1:30.870
11	49	C	Peter HORE		Lotus Cortina	30:10.293	19	1 LAP	62.02	1:31.400
12	7	A	Tony PEARSON		Jaguar S-type	30:24.537	19	1 LAP	61.54	1:30.970
13	97	E	Mike HANNA		Hillman Imp	30:28.671	19	1 LAP	61.40	1:31.315
14	34	B	Louis BRACEY		Ford Lotus Cortina	30:32.680	19	1 LAP	61.26	1:30.143
15	52	C	Peter ERGIS		Ford Cortina GT	31:20.919	19	1 LAP	59.69	1:34.060
16	29	B	Jon WAGSTAFF		Alfa Romeo Giulia Ti	30:01.757	18	2 LAPS	59.04	1:37.022
17	95	E	Shaun HAZLEWOOD		Hillman Imp	30:16.396	18	2 LAPS	58.56	1:37.593
18	96	E	Timothy BROOK		Austin Mini Cooper	30:52.065	18	2 LAPS	57.44	1:37.883
19	32	B	Mark GARRITT		Alfa Romeo Giulia	31:11.241	18	2 LAPS	56.85	1:39.261

### NOT CLASSIFIED

17	K1	Jim WOODLEY	Ford Galaxie	19:45.306	12	D.N.F.	59.88	1:34.454
35	B	James DODD	Alfa Romeo Giulia GT	16:56.615	11	D.N.F.	64.01	1:29.475
78	D	Colin FLYNN	Morris Cooper S	16:24.059	10	D.N.F.	60.13	1:32.649
21	A	Graeme DODD	Jaguar MkII	1:43.414	1	D.N.F.	58.76	1:43.414
41	C	Tony FIELDING	Ford Anglia 105E		0	D.N.F.	N/A	

### FASTEST LAP

85	D	Roger GODFREY	Austin Cooper S	1:26.266	18	68.39mph	110.07kph
84	K	Roger PHILLIPS	Austin Mini Cooper	1:26.322	18	68.35mph	110.00kph
31	B	Les ELY	BMW 2000	1:27.751	16	67.24mph	108.21kph
27	K2	Roger COPE	BMW 1800Ti	1:29.235	18	66.12mph	106.41kph
54	C	Neil WOOD	Ford Anlia 105E	1:30.287	19	65.35mph	105.17kph
89	E	Adrian OLIVER	Hillman Imp	1:30.495	19	65.20mph	104.93kph
7	A	Tony PEARSON	Jaguar S-type	1:30.970	19	64.86mph	104.38kph
17	K1	Jim WOODLEY	Ford Galaxie	1:34.454	8	62.46mph	100.53kph

Weather / Track : Bright / Drying

These results are provisional until the conclusion of any judicial and technical matters.

Silverstone

Circuit Length = 1.6390 miles.

Start: 17:06 End: 17:36

Clerk of Course:

Stewards:

Timekeeper:

# HSCC - Historic Racing Saloons

## LAP CHART - RACE 15

Lap 1			Lap 2			Lap 3			Lap 4			Lap 5		
No	Behind	Laptime	No	Behind	Laptime	No	Behind	Laptime	No	Behind	Laptime	No	Behind	Laptime
85		1:37.102	85		1:29.792	85		1:29.911	85		1:30.340	85		1:29.467
31	0.773	1:37.875	31	1.131	1:30.150	31	1.606	1:30.386	31	1.018	1:29.752	31	0.818	1:29.267
82	1.099	1:38.201	82	1.415	1:30.108	82	2.038	1:30.534	82	3.581	1:31.883	82	3.612	1:29.498
35	4.978	1:42.080	35	4.661	1:29.475	35	5.559	1:30.809	35	5.975	1:30.756	35	7.058	1:30.550
21	6.312	1:43.414	89	13.690	1:33.720	27	15.626	1:31.234	84	14.883	1:29.299	84	14.862	1:29.446
27	7.242	1:44.344	27	14.303	1:36.853	84	15.924	1:31.177	27	19.586	1:34.300	27	21.119	1:31.000
89	9.762	1:46.864	84	14.658	1:33.183	89	19.727	1:35.948	54	23.396	1:32.444	54	25.144	1:31.215
87	10.985	1:48.087	87	16.559	1:35.366	54	21.292	1:33.443	89	24.640	1:35.253	89	31.193	1:36.020
84	11.267	1:48.369	78	17.390	1:34.845	87	21.606	1:34.958	78	25.253	1:33.476	7	31.921	1:34.757
69	11.945	1:49.047	54	17.760	1:33.477	78	22.117	1:34.638	7	26.631	1:33.735	87	32.432	1:35.037
78	12.337	1:49.439	7	18.130	1:34.997	7	23.236	1:35.017	87	26.862	1:35.596	69	33.141	1:34.558
7	12.925	1:50.027	69	18.527	1:36.374	69	24.157	1:35.541	69	28.050	1:34.233	34	37.347	1:33.817
54	14.075	1:51.177	49	21.744	1:37.462	49	27.372	1:35.539	49	32.040	1:35.008	49	38.728	1:36.155
49	14.074	1:51.176	34	22.965	1:35.648	34	28.107	1:35.053	34	32.997	1:35.230	57	40.679	1:35.663
52	15.503	1:52.605	52	24.779	1:39.068	57	29.165	1:34.063	57	34.483	1:35.658	78	42.729	1:46.943
32	16.402	1:53.504	57	25.013	1:37.051	52	32.510	1:37.642	52	39.230	1:37.060	52	46.646	1:36.883
29	16.745	1:53.847	32	25.871	1:39.261	17	33.886	1:37.595	17	39.645	1:36.099	17	47.521	1:37.343
34	17.109	1:54.211	17	26.202	1:37.854	32	36.396	1:40.436	29	45.968	1:38.896	29	55.350	1:38.849
57	17.754	1:54.856	29	26.422	1:39.469	29	37.412	1:40.901	32	47.047	1:40.991	32	58.132	1:40.552
17	18.140	1:55.242	95	32.013	1:41.209	95	43.583	1:41.481	95	51.405	1:38.162	97	59.466	1:34.800
95	20.596	1:57.698	96	40.050	1:46.282	97	51.104	1:34.406	97	54.133	1:33.369	95	1:00.833	1:38.895
96	23.560	2:00.662	97	46.609	1:34.794	96	54.133	1:43.994	96	1:06.261	1:42.468	96	1:19.433	1:42.639
97	41.607	2:18.709												

Weather / Track : Bright / Drying

# HSCC - Historic Racing Saloons

## LAP CHART - RACE 15

(contd.)

Lap 6			Lap 7			Lap 8			Lap 9			Lap 10		
No	Behind	Laptime	No	Behind	Laptime	No	Behind	Laptime	No	Behind	Laptime	No	Behind	Laptime
85		1:29.403	85		1:30.112	85		1:29.154	85		1:29.779	85		1:31.438
31	1.636	1:30.221	96	1 LAP	1:41.449	31	2.287	1:29.659	31	3.077	1:30.569	31	0.734	1:29.095
82	2.485	1:28.276	31	1.782	1:30.258	82	2.817	1:29.459	82	3.998	1:30.960	82	4.006	1:31.446
35	8.661	1:31.006	82	2.512	1:30.139	35	11.665	1:31.416	32	1 LAP	1:41.766	29	1 LAP	1:39.809
84	13.905	1:28.446	35	9.403	1:30.854	96	1 LAP	1:40.441	95	1 LAP	1:41.284	52	1 LAP	2:05.373
27	23.578	1:31.862	84	12.634	1:28.841	84	13.812	1:30.332	35	13.385	1:31.499	35	13.509	1:31.562
54	28.257	1:32.516	27	25.514	1:32.048	27	28.575	1:32.215	84	13.981	1:29.948	84	14.231	1:31.688
89	35.827	1:34.037	54	30.650	1:32.505	54	34.707	1:33.211	96	1 LAP	1:39.433	32	1 LAP	1:46.544
7	36.478	1:33.960	89	41.530	1:35.815	69	45.702	1:32.687	27	31.466	1:32.670	95	1 LAP	1:41.075
69	37.005	1:33.267	69	42.169	1:35.276	89	46.701	1:34.325	54	37.500	1:32.572	27	30.467	1:30.439
87	38.001	1:34.972	87	42.579	1:34.690	87	49.487	1:36.062	69	49.026	1:33.103	96	1 LAP	1:41.545
49	45.031	1:35.706	78	48.975	1:32.649	78	52.757	1:32.936	89	51.655	1:34.733	54	38.962	1:32.900
57	45.683	1:34.407	49	49.731	1:34.812	49	54.015	1:33.438	87	54.069	1:34.361	69	51.263	1:33.675
78	46.438	1:33.112	57	52.600	1:37.029	7	56.889	1:32.846	49	57.128	1:32.892	89	54.076	1:33.859
52	53.739	1:36.496	7	53.197	1:46.831	57	58.703	1:35.257	78	57.710	1:34.732	87	56.911	1:34.280
17	54.079	1:35.961	17	58.948	1:34.981	17	1:04.248	1:34.454	7	59.235	1:32.125	57	1:07.123	1:34.955
29	1:04.761	1:38.814	52	1:01.757	1:38.130	52	1:09.090	1:36.487	57	1:03.606	1:34.682	49	1:08.942	1:43.252
97	1:05.251	1:35.188	97	1:08.757	1:33.618	97	1:13.446	1:33.843	17	1:09.782	1:35.313	17	1:13.426	1:35.082
34	1:08.364	2:00.420	34	1:13.083	1:34.831	34	1:20.039	1:36.110	97	1:18.461	1:34.794	7	1:14.175	1:46.378
32	1:08.665	1:39.936	29	1:15.507	1:40.858	29	1:26.426	1:40.073	34	1:26.702	1:36.442	78	1:17.561	1:51.289P
95	1:18.513	1:47.083	32	1:21.357	1:42.804							97	1:22.077	1:35.054
			95	1:28.657	1:40.256									

Weather / Track : Bright / Drying

msttiming.com

Page 2 of 4

Silverstone  
 Circuit Length = 1.6390 miles.  
 Start: 17:06 End: 17:36  
 Printed - 17:40 Sunday, 21 May 2006

# HSCC - Historic Racing Saloons

## LAP CHART - RACE 15

(contd.)

Lap 11			Lap 12			Lap 13			Lap 14			Lap 15		
No	Behind	Laptime	No	Behind	Laptime	No	Behind	Laptime	No	Behind	Laptime	No	Behind	Laptime
85		1:29.383	85		1:28.276	85		1:28.602	85		1:28.256	85		1:29.480
31	1.059	1:29.708	31	1.168	1:28.385	31	1.478	1:28.912	31	1.679	1:28.457	32	2 LAPS	1:57.174
34	1 LAP	1:35.690	82	8.024	1:29.997	97	1 LAP	1:35.668	7	1 LAP	1:34.371	31	5.211	1:33.012
82	6.303	1:31.680	34	1 LAP	1:35.857	82	9.632	1:30.210	97	1 LAP	1:33.025	7	1 LAP	1:34.618
84	14.538	1:29.690	84	15.144	1:28.882	17	1 LAP	1:50.220P	82	11.357	1:29.981	96	2 LAPS	2:03.160
29	1 LAP	1:40.238	29	1 LAP	1:39.390	34	1 LAP	1:34.252	84	14.651	1:27.640	82	12.750	1:30.873
35	20.734	1:36.608	52	1 LAP	1:40.260	84	15.267	1:28.725	34	1 LAP	1:33.336	84	13.067	1:27.896
52	1 LAP	1:37.365	27	36.942	1:32.427	29	1 LAP	1:39.833	27	43.048	1:31.213	97	1 LAP	1:35.078
32	1 LAP	1:40.034	95	1 LAP	1:38.841	27	40.091	1:31.751	52	1 LAP	1:36.067	34	1 LAP	1:33.026
95	1 LAP	1:39.258	32	1 LAP	1:43.572	52	1 LAP	1:37.461	29	1 LAP	1:40.826	27	44.442	1:30.874
27	32.791	1:31.707	54	49.482	1:34.694	95	1 LAP	1:37.593	54	58.459	1:32.530	52	1 LAP	1:35.902
96	1 LAP	1:39.635	96	1 LAP	1:40.071	54	54.185	1:33.305	95	1 LAP	1:38.410	29	1 LAP	1:37.022
54	43.064	1:33.485	69	58.425	1:32.485	32	1 LAP	1:45.479	69	1:06.382	1:32.047	54	1:01.038	1:32.059
69	54.216	1:32.336	89	1:06.485	1:34.910	69	1:02.591	1:32.768	89	1:19.057	1:34.491	69	1:08.837	1:31.935
89	59.851	1:35.158	87	1:08.441	1:34.540	96	1 LAP	1:39.019	87	1:19.683	1:33.560	95	1 LAP	1:39.677
87	1:02.177	1:34.649	57	1:18.946	1:34.506	89	1:12.822	1:34.939	57	1:28.082	1:32.439	89	1:22.244	1:32.667
57	1:12.716	1:34.976	49	1:19.066	1:33.881	87	1:14.379	1:34.540	49	1:28.857	1:32.485	87	1:23.159	1:32.956
49	1:13.461	1:33.902	7	1:26.039	1:34.418	57	1:23.899	1:33.555				57	1:30.579	1:31.977
17	1:19.205	1:35.162				49	1:24.628	1:34.164				49	1:31.098	1:31.721
7	1:19.897	1:35.105												
97	1:26.764	1:34.070												

Weather / Track : Bright / Drying

# HSCC - Historic Racing Saloons

## LAP CHART - RACE 15

(contd.)

Lap 16			Lap 17			Lap 18			Lap 19			Lap 20		
No	Behind	Laptime	No	Behind	Laptime	No	Behind	Laptime	No	Behind	Laptime	No	Behind	Laptime
31		1:27.751	31		1:28.860	31		1:29.363	31		1:30.218	31		1:28.883
84	8.667	1:28.562	57	1 LAP	1:33.004	57	1 LAP	1:30.870	87	1 LAP	1:31.680	29	2 LAPS	1:37.391
7	1 LAP	1:33.896	49	1 LAP	1:32.875	49	1 LAP	1:31.400	84	1.579	1:27.078	89	1 LAP	1:30.495
82	10.769	1:30.981	84	7.760	1:27.953	84	4.719	1:26.322	95	2 LAPS	1:37.990	87	1 LAP	1:31.846
32	2 LAPS	1:44.470	82	11.537	1:29.628	82	11.350	1:29.176	57	1 LAP	1:32.984	84	4.717	1:32.021
96	2 LAPS	1:38.391	85	1 LAP	3:16.464	85	1 LAP	1:26.845	49	1 LAP	1:32.461	85	1 LAP	1:26.827
97	1 LAP	1:33.691	7	1 LAP	1:35.110	7	1 LAP	1:32.745	85	1 LAP	1:26.266	57	1 LAP	1:31.476
34	1 LAP	1:32.643	97	1 LAP	1:33.774	97	1 LAP	1:31.829	82	10.766	1:29.634	49	1 LAP	1:31.964
27	42.185	1:30.705	96	2 LAPS	1:37.883	34	1 LAP	1:30.726	7	1 LAP	1:32.631	95	2 LAPS	1:40.244
52	1 LAP	1:36.263	34	1 LAP	1:33.048	96	2 LAPS	1:38.179	97	1 LAP	1:31.646	82	20.180	1:38.297
54	1:00.741	1:32.665	32	2 LAPS	1:46.080	32	2 LAPS	1:42.027	34	1 LAP	1:32.197	7	1 LAP	1:30.970
29	1 LAP	1:40.128	27	44.588	1:31.263	27	44.460	1:29.235	96	2 LAPS	1:38.703	97	1 LAP	1:31.315
69	1:08.153	1:32.278	54	1:04.013	1:32.132	54	1:05.002	1:30.352	27	44.635	1:30.393	34	1 LAP	1:30.143
95	1 LAP	1:38.856	52	1 LAP	1:35.047	52	1 LAP	1:34.060	32	2 LAPS	1:41.777	27	46.799	1:31.047
89	1:22.993	1:33.711	69	1:11.364	1:32.071	69	1:13.171	1:31.170	54	1:05.071	1:30.287	96	2 LAPS	1:38.111
87	1:23.529	1:33.332	29	1 LAP	1:37.816	29	1 LAP	1:37.597	69	1:14.430	1:31.477	54	1:06.487	1:30.299
			95	1 LAP	1:38.384	89	1:29.687	1:32.468	52	1 LAP	1:34.211	32	2 LAPS	1:44.834
			89	1:26.582	1:32.449							69	1:17.346	1:31.799
			87	1:28.263	1:33.594							52	1 LAP	1:34.539

Weather / Track : Bright / Drying

msttiming.com

Page 4 of 4

Silverstone  
 Circuit Length = 1.6390 miles.  
 Start: 17:06 End: 17:36  
 Printed - 17:40 Sunday, 21 May 2006