



[www.hsc.org.uk](http://www.hsc.org.uk)

# Croft Nostalgia Meeting

**2nd - 3rd August, 2014**



Timing & Results by MST SYSTEMS Ltd.  
[www.mstworld.com](http://www.mstworld.com)

© MST SYSTEMS Ltd. 2014

The Haysfield, Spring Lane North, Malvern, Worcestershire, WR14 1GF  
Tel: +44 (0) 1684 560614 Fax: +44 (0) 1684 560624 email: [motorsport@mstworld.com](mailto:motorsport@mstworld.com)

# HSCC 70s Roadsports and Historic Roadsports Supported by Witchampton Garage

## RACE 1 - QUALIFYING - Croft - 2/3 August 2014

POS	NO	CL	DRIVER	NAT	CAR	TIME	LAPS	GAP	MPH
1	9	7B	Julian BARTER		TVR 3000M	1:49.228	8		70.10
2	11	7C	Oliver FORD		Lotus Europa	1:52.454	8	3.226	68.09
3	69	C	Andy SHEPHERD		Lotus Seven S2	1:52.899	8	3.671	67.82
4	24	7B	Charles BARTER		Datsun 240Z	1:53.229	8	4.001	67.62
5	8	7B	Peter SHAW		TVR Tuscan	1:54.826	8	5.598	66.68
6	7	C	Simon HAUGHTON		Lotus 7	1:54.915	8	5.687	66.63
7	198	A	Kevin KIVLOCHAN		Morgan Plus 8	1:55.298	8	6.070	66.41
8	14	I	John PRINGLE		Lotus Seven S4	1:55.326	8	6.098	66.39
9	6	C	Larry KENNEDY		Lotus Elan S4	1:55.471	8	6.243	66.31
10	72	7C	Jim DEAN		Lotus Europa	1:56.962	8	7.734	65.46
11	1	D	John SHAW		Porsche 911	1:57.021	8	7.793	65.43
12	35	7A	Robert GATE		Jaguar E-type	1:57.051	7	7.823	65.41
13	3	G	David SUMMERSON		Austin Healey 3000	1:57.105	8	7.877	65.38
14	74	G	PARRY-WADE		MG B	1:57.151	8	7.923	65.36
15	10	G	WETHERELL-CAMPBELL		Triumph TR4	1:57.175	6	7.947	65.34
16	19	7B	Mark LEVERETT		Porsche 911 SC	1:58.607	8	9.379	64.55
17	32	C	Patrick WARD-BOOTH		Ginetta G4	1:59.556	7	10.328	64.04
18	55	A	Nick SAVAGE		Chevrolet Camaro	2:00.649	7	11.421	63.46
19	57	7D	Mark OLDFIELD		Lancia Monte Carlo	2:00.729	7	11.501	63.42
20	107	G	Vicky BROOKS		TVR Griffith	2:00.777	7	11.549	63.39
21	50	7F	David KARASKAS		MG Midget	2:01.864	7	12.636	62.83
22	41	7C	Howard BENTHAM		Lotus Elan	2:03.239	6	14.011	62.13
23	34	7D	Justin WILSON		Alfa Romeo Bertone	2:04.152	7	14.924	61.67
24	2	G	David BOLAND		Ginetta G4	2:04.422	7	15.194	61.54
25	91	F	Richard OWEN		Triumph TR2	2:06.618	7	17.390	60.47
26	17	A	Adam SIMMONDS		Ford Mustang	2:06.721	7	17.493	60.42
27	18	7D	Martin DYSON		Triumph GT6 Mk3	2:06.772	7	17.544	60.40
28	92	7D	Brian JARVIS		Porsche 924	2:07.864	7	18.636	59.88
29	4	G	James BAILEY		Porsche 911	2:08.998	7	19.770	59.35
30	77	7D	Simon HOLMESMITH		Alfa Romeo 2000 GTV	2:09.541	7	20.313	59.11
31	27	7E	David TOMKINSON		Triumph Spitfire	2:10.427	7	21.199	58.70
32	22	E	Tony DAVIS		Austin Healey Sprite	2:11.372	7	22.144	58.28
33	150	G	Kristy BROOKS		Lotus Elan	2:21.735	6	32.507	54.02

Weather/Track: Cloud/Damp

These results are provisional until the conclusion of any judicial and technical matters.

Croft

Circuit Length = 2.1270 miles.

Start: 09:30 End: 09:45

Clerk of the Course:

Timekeeper:

# HSCC 70s Roadsports and Historic Roadsports Supported by Witchampton Garage

## RACE 1 - QUALIFYING LAP ANALYSIS - Croft - 2/3 August 2014

<b>1</b>	<b>John SHAW</b>	Porsche 911
1 -	9:07.316	6 - <b>1:57.021</b>
2 -	2:02.866	7 - 2:02.132
3 -	2:00.568	8 - 1:57.883
4 -	1:58.242	
5 -	1:57.685	
<b>2</b>	<b>David BOLAND</b>	Ginetta G4
1 -	X:00.000	6 - <b>2:04.422</b>
2 -	2:16.271	7 - 2:16.072
3 -	2:10.418	
4 -	2:05.045	
5 -	2:23.074	
<b>3</b>	<b>David SUMMERSON</b>	Austin Healey 3000
1 -	9:25.821	6 - 2:02.030
2 -	2:07.429	7 - 1:57.866
3 -	2:00.803	8 - 1:58.089
4 -	1:58.162	
5 -	<b>1:57.105</b>	
<b>4</b>	<b>James BAILEY</b>	Porsche 911
1 -	X:00.000	6 - 2:10.553
2 -	2:20.074	7 - <b>2:08.998</b>
3 -	2:16.193	
4 -	2:09.320	
5 -	2:11.838	
<b>6</b>	<b>Larry KENNEDY</b>	Lotus Elan S4
1 -	9:33.842	6 - <b>1:55.471</b>
2 -	2:10.196	7 - 1:56.582
3 -	2:02.112	8 - 1:56.049
4 -	2:02.430	
5 -	1:57.947	
<b>7</b>	<b>Simon HAUGHTON</b>	Lotus 7
1 -	9:01.213	6 - 1:57.970
2 -	1:59.078	7 - <b>1:54.915</b>
3 -	1:58.451	8 - 1:55.360
4 -	1:56.906	
5 -	1:58.209	

Weather/Track: Cloud/Damp

www.mstworld.com

Page 1 of 6

Croft  
Circuit Length = 2.1270 miles.  
Start: 09:30 End: 09:45

Printed - 09:50 Saturday, 02 August 2014

# HSCC 70s Roadsports and Historic Roadsports Supported by Witchampton Garage

## RACE 1 - QUALIFYING LAP ANALYSIS - Croft - 2/3 August 2014

(contd.)

<b>8</b>	<b>Peter SHAW</b>	TVR Tuscan
1 -	8:53.007	6 - 2:02.896
2 -	1:58.003	7 - 1:58.676
3 -	2:01.881	8 - 1:56.869
4 -	<b>1:54.826</b>	
5 -	1:55.269	
<b>9</b>	<b>Julian BARTER</b>	TVR 3000M
1 -	9:52.593	6 - 1:51.292
2 -	1:58.485	7 - <b>1:49.228</b>
3 -	1:57.779	8 - 1:55.397
4 -	1:54.244	
5 -	1:50.542	
<b>10</b>	<b>WETHERELL-CAMPBELL</b>	Triumph TR4
1 -	X:00.000	6 - 1:59.549
2 -	1:58.698	
3 -	<b>1:57.175</b>	
4 -	2:12.555P	
5 -	3:08.922	
<b>11</b>	<b>Oliver FORD</b>	Lotus Europa
1 -	9:00.380	6 - 1:56.170
2 -	1:58.427	7 - 1:54.517
3 -	1:56.697	8 - <b>1:52.454</b>
4 -	1:54.477	
5 -	1:55.639	
<b>14</b>	<b>John PRINGLE</b>	Lotus Seven S4
1 -	9:33.107	6 - 2:08.190
2 -	2:06.853	7 - 1:57.525
3 -	1:57.024	8 - <b>1:55.326</b>
4 -	1:56.138	
5 -	1:55.377	
<b>17</b>	<b>Adam SIMMONDS</b>	Ford Mustang
1 -	X:00.000	6 - 2:08.561
2 -	2:15.622	7 - <b>2:06.721</b>
3 -	2:13.584	
4 -	2:11.285	
5 -	2:10.385	

Weather/Track: Cloud/Damp

www.mstworld.com

Page 2 of 6

Croft  
Circuit Length = 2.1270 miles.  
Start: 09:30 End: 09:45

Printed - 09:50 Saturday, 02 August 2014

**HSCC 70s Roadsports and Historic Roadsports Supported by Witchampton Garage**  
**RACE 1 - QUALIFYING LAP ANALYSIS - Croft - 2/3 August 2014**  
 (contd.)

<b>18</b>	<b>Martin DYSON</b>	Triumph GT6 Mk3
1 -	9:46.376	6 - 2:06.833
2 -	2:13.062	7 - 2:07.571
3 -	2:07.959	
4 -	2:22.346	
5 -	<b>2:06.772</b>	
<b>19</b>	<b>Mark LEVERETT</b>	Porsche 911 SC
1 -	9:10.964	6 - 2:06.866
2 -	2:07.464	7 - 2:02.373
3 -	2:05.098	8 - <b>1:58.607</b>
4 -	2:02.326	
5 -	2:00.396	
<b>22</b>	<b>Tony DAVIS</b>	Austin Healey Sprite
1 -	9:23.718	6 - 2:18.571
2 -	2:19.339	7 - <b>2:11.372</b>
3 -	2:20.992	
4 -	2:15.207	
5 -	2:12.630	
<b>24</b>	<b>Charles BARTER</b>	Datsun 240Z
1 -	8:59.374	6 - 1:57.453
2 -	1:57.917	7 - 1:54.336
3 -	1:57.037	8 - <b>1:53.229</b>
4 -	1:55.706	
5 -	1:57.313	
<b>27</b>	<b>David TOMKINSON</b>	Triumph Spitfire
1 -	X:00.000	6 - 2:10.720
2 -	2:19.845	7 - <b>2:10.427</b>
3 -	2:17.927	
4 -	2:14.055	
5 -	2:13.606	
<b>32</b>	<b>Patrick WARD-BOOTH</b>	Ginetta G4
1 -	9:35.509	6 - 2:01.595
2 -	2:09.687	7 - <b>1:59.556</b>
3 -	2:05.951	
4 -	2:03.212	
5 -	2:01.126	

Weather/Track: Cloud/Damp

www.mstworld.com

Page 3 of 6

Croft  
 Circuit Length = 2.1270 miles.  
 Start: 09:30 End: 09:45

Printed - 09:50 Saturday, 02 August 2014

**HSCC 70s Roadsports and Historic Roadsports Supported by Witchampton Garage**  
**RACE 1 - QUALIFYING LAP ANALYSIS - Croft - 2/3 August 2014**  
 (contd.)

<b>34</b>	<b>Justin WILSON</b>	Alfa Romeo Bertone
1 -	9:38.266	6 - <b>2:04.152</b>
2 -	2:11.962	7 - 2:08.180
3 -	2:23.798	
4 -	2:09.427	
5 -	2:07.826	
<b>35</b>	<b>Robert GATE</b>	Jaguar E-type
1 -	X:00.000	6 - 1:58.130
2 -	2:11.959	7 - <b>1:57.051</b>
3 -	2:02.885	
4 -	2:01.833	
5 -	2:02.714	
<b>41</b>	<b>Howard BENTHAM</b>	Lotus Elan
1 -	9:41.497	6 - 2:13.518P
2 -	2:09.519	
3 -	2:10.488	
4 -	2:08.421	
5 -	<b>2:03.239</b>	
<b>50</b>	<b>David KARASKAS</b>	MG Midget
1 -	9:29.627	6 - 2:02.352
2 -	2:13.588	7 - <b>2:01.864</b>
3 -	2:06.181	
4 -	2:04.801	
5 -	2:04.222	
<b>55</b>	<b>Nick SAVAGE</b>	Chevrolet Camaro
1 -	9:39.979	6 - 2:04.082
2 -	2:10.230	7 - <b>2:00.649</b>
3 -	2:10.124	
4 -	2:06.774	
5 -	2:04.929	
<b>57</b>	<b>Mark OLDFIELD</b>	Lancia Monte Carlo
1 -	9:54.283	6 - 2:01.697
2 -	2:07.380	7 - <b>2:00.729</b>
3 -	2:06.138	
4 -	2:07.041	
5 -	2:02.530	

Weather/Track: Cloud/Damp

www.mstworld.com

Page 4 of 6

Croft  
 Circuit Length = 2.1270 miles.  
 Start: 09:30 End: 09:45

Printed - 09:50 Saturday, 02 August 2014

# HSCC 70s Roadsports and Historic Roadsports Supported by Witchampton Garage

## RACE 1 - QUALIFYING LAP ANALYSIS - Croft - 2/3 August 2014

(contd.)

<b>69</b>	<b>Andy SHEPHERD</b>	Lotus Seven S2
1 -	8:59.571	6 - 1:55.730
2 -	1:59.003	7 - 1:53.630
3 -	2:08.790	8 - 1:55.259
4 -	1:55.477	
5 -	<b>1:52.899</b>	
<b>72</b>	<b>Jim DEAN</b>	Lotus Europa
1 -	9:06.230	6 - 1:58.375
2 -	2:09.263	7 - 2:01.952
3 -	2:01.802	8 - 1:59.003
4 -	<b>1:56.962</b>	
5 -	1:58.228	
<b>74</b>	<b>PARRY-WADE</b>	MG B
1 -	9:30.438	6 - 1:59.896
2 -	2:08.718	7 - <b>1:57.151</b>
3 -	2:01.540	8 - 2:04.782
4 -	1:59.479	
5 -	1:59.337	
<b>77</b>	<b>Simon HOLMESMITH</b>	Alfa Romeo 2000 GTV
1 -	9:33.702	6 - 2:34.258
2 -	2:15.230	7 - <b>2:09.541</b>
3 -	2:17.351	
4 -	2:14.587	
5 -	2:11.034	
<b>91</b>	<b>Richard OWEN</b>	Triumph TR2
1 -	X:00.000	6 - 2:16.916
2 -	2:18.523	7 - <b>2:06.618</b>
3 -	2:12.834	
4 -	2:10.071	
5 -	2:09.883	
<b>92</b>	<b>Brian JARVIS</b>	Porsche 924
1 -	9:26.874	6 - 2:11.297
2 -	2:17.485	7 - <b>2:07.864</b>
3 -	2:20.696	
4 -	2:17.978	
5 -	2:23.148	

Weather/Track: Cloud/Damp

www.mstworld.com

Page 5 of 6

Croft  
Circuit Length = 2.1270 miles.  
Start: 09:30 End: 09:45

Printed - 09:50 Saturday, 02 August 2014

**HSCC 70s Roadsports and Historic Roadsports Supported by Witchampton Garage**  
**RACE 1 - QUALIFYING LAP ANALYSIS - Croft - 2/3 August 2014**  
 (contd.)

<b>107</b>	<b>Vicky BROOKS</b>	TVR Griffith
1 -	9:46.274	6 - 2:02.235
2 -	2:06.959	7 - <b>2:00.777</b>
3 -	2:11.293	
4 -	2:04.353	
5 -	2:03.724	
<b>150</b>	<b>Kristy BROOKS</b>	Lotus Elan
1 -	9:56.557	6 - 2:22.336
2 -	2:26.339	
3 -	2:27.254	
4 -	<b>2:21.735</b>	
5 -	2:21.765	
<b>198</b>	<b>Kevin KIVLOCHAN</b>	Morgan Plus 8
1 -	8:51.063	6 - 1:58.425
2 -	1:58.874	7 - 1:57.511
3 -	1:58.483	8 - <b>1:55.298</b>
4 -	1:58.109	
5 -	1:59.201	

Weather/Track: Cloud/Damp

[www.mstworld.com](http://www.mstworld.com)

Page 6 of 6

Croft  
 Circuit Length = 2.1270 miles.  
 Start: 09:30 End: 09:45

Printed - 09:50 Saturday, 02 August 2014



# HSCC 70s Roadsports and Historic Roadsports Supported by Witchampton Garage

## RACE 1 - GRID AMENDED - Croft - 2/3 August 2014

		POLE	
ROW 1	11	FORD	9 BARTER
ROW 2	24	BARTER	69 SHEPHERD
ROW 3	7	HAUGHTON	8 SHAW
ROW 4	14	PRINGLE	198 KIVLOCHAN
ROW 5	72	DEAN	6 KENNEDY
ROW 6	35	GATE	1 SHAW
ROW 7	74	WADE	3 SUMMERSON
ROW 8	19	LEVERETT	10 WETHERELL
ROW 9	55	SAVAGE	32 WARD-BOOTH
ROW 10	107	BROOKS	57 OLDFIELD
ROW 11	41	BENTHAM	50 KARASKAS
ROW 12	2	BOLAND	34 WILSON
ROW 13	17	SIMMONDS	91 OWEN
ROW 14	92	JARVIS	18 DYSON
ROW 15	77	HOLMESMITH	4 BAILEY
ROW 16	22	DAVIS	27 TOMKINSON
ROW 17			150 BROOKS

Weather/Track: Cloud/Damp

These results are provisional until the conclusion of any judicial and technical matters.

Croft

Circuit Length = 2.1270 miles.

Start: 09:30 End: 09:45

Clerk of the Course:

Timekeeper:

# HSCC 70s Roadsports and Historic Roadsports Supported by Witchampton Garage

## RACE 1 - CLASSIFICATION AMENDED v2 - Croft - 2/3 August 2014

POS	NO	CL	DRIVER	NAT	CAR	TIME	LAPS	GAP	MPH	BEST
1	14	I	John PRINGLE		Lotus Seven S4	20:11.087	12		75.87	1:38.965
2	11	7C	Oliver FORD		Lotus Europa	20:11.869	12	0.782	75.82	1:38.969
3	72	7C	Jim DEAN		Lotus Europa	20:21.555	12	10.468	75.22	1:38.388
4	9	7B	Julian BARTER		TVR 3000M	20:24.230	12	13.143	75.05	1:40.624
5	7	C	Simon HAUGHTON		Lotus 7	20:39.584	12	28.497	74.12	1:40.737
6	24	7B	Charles BARTER		Datsun 240Z	20:47.363	12	36.276	73.66	1:41.295
7	32	C	Patrick WARD-BOOTH		Ginetta G4	21:02.075	12	50.988	72.80	1:41.854
8	35	7A	Robert GATE		Jaguar E-type	21:03.726	12	52.639	72.71	1:42.487
9	41	7C	Howard BENTHAM		Lotus Elan	21:08.276	12	57.189	72.45	1:42.307
10	107	G	Vicky BROOKS		TVR Griffith	21:19.515	12	1:08.428	71.81	1:41.961
11	3	G	David SUMMERSON		Austin Healey 3000	21:20.087	12	1:09.000	71.78	1:43.426
12	69	C	Andy SHEPHERD		Lotus Seven S2	21:20.733	12	1:09.646	71.74	1:41.155
13	10	G	Karl WETHERELL		Triumph TR4	21:33.642	12	1:22.555	71.02	1:44.870
14	2	G	David BOLAND		Ginetta G4	21:34.468	12	1:23.381	70.98	1:43.583
15	74	G	Michael WADE		MG B	21:45.140	12	1:34.053	70.40	1:46.302
16	1	D	John SHAW		Porsche 911	21:46.940	12	1:35.853	70.30	1:46.544
17	55	A	Nick SAVAGE		Chevrolet Camaro	20:40.112	11	1 LAP	67.92	1:50.389
18	57	7D	Mark OLDFIELD		Lancia Monte Carlo	20:40.152	11	1 LAP	67.91	1:49.424
19	34	7D	Justin WILSON		Alfa Romeo Bertone	20:44.870	11	1 LAP	67.66	1:50.606
20	50	7F	David KARASKAS		MG Midget	20:46.458	11	1 LAP	67.57	1:50.250
21	91	F	Richard OWEN		Triumph TR2	20:49.194	11	1 LAP	67.42	1:49.488
22	17	A	Adam SIMMONDS		Ford Mustang	20:57.252	11	1 LAP	66.99	1:50.752
23	18	7D	Martin DYSON		Triumph GT6 Mk3	21:15.199	11	1 LAP	66.05	1:52.391
24	27	7E	David TOMKINSON		Triumph Spitfire	21:29.354	11	1 LAP	65.32	1:52.982
25	22	E	Tony DAVIS		Austin Healey Sprite	21:36.113	11	1 LAP	64.98	1:53.272
26	77	7D	Simon HOLMESMITH		Alfa Romeo 2000 GTV	21:02.628	10	2 LAPS	60.64	1:51.795
27	150	G	Kristy BROOKS		Lotus Elan	21:08.997	10	2 LAPS	60.34	1:52.105

### NOT CLASSIFIED

198	A	Kevin KIVLOCHAN	Morgan Plus 8	19:05.088	11	D.N.F.	73.55	1:42.376
8	7B	Peter SHAW	TVR Tuscan	17:02.135	10	D.N.F.	74.91	1:40.408
92	7D	Brian JARVIS	Porsche 924	11:17.823	6	D.N.F.	67.78	1:46.953
19	7B	Mark LEVERETT	Porsche 911 SC	11:38.400	6	D.N.F.	65.78	1:44.780
6	C	Larry KENNEDY	Lotus Elan S4	9:33.624	5	D.N.F.	66.74	1:46.850
4	G	James BAILEY	Porsche 911	9:58.554	5	D.N.F.	63.96	1:55.014

### FASTEST LAP

72	7C	Jim DEAN	Lotus Europa	1:38.388	4	77.82mph	125.24kph
14	I	John PRINGLE	Lotus Seven S4	1:38.965	4	77.37mph	124.51kph
8	7B	Peter SHAW	TVR Tuscan	1:40.408	6	76.26mph	122.73kph
7	C	Simon HAUGHTON	Lotus 7	1:40.737	8	76.01mph	122.32kph
107	G	Vicky BROOKS	TVR Griffith	1:41.961	8	75.09mph	120.86kph
198	A	Kevin KIVLOCHAN	Morgan Plus 8	1:42.376	6	74.79mph	120.37kph
35	7A	Robert GATE	Jaguar E-type	1:42.487	6	74.71mph	120.24kph
1	D	John SHAW	Porsche 911	1:46.544	2	71.86mph	115.66kph
92	7D	Brian JARVIS	Porsche 924	1:46.953	5	71.59mph	115.21kph
91	F	Richard OWEN	Triumph TR2	1:49.488	7	69.93mph	112.55kph
50	7F	David KARASKAS	MG Midget	1:50.250	10	69.45mph	111.77kph
27	7E	David TOMKINSON	Triumph Spitfire	1:52.982	5	67.77mph	109.07kph
22	E	Tony DAVIS	Austin Healey Sprite	1:53.272	4	67.60mph	108.79kph

CAR 69 - 10 sec penalty (C2.1.1(c) refers)

Weather/Track: Bright/Drying

These results are provisional until the conclusion of any judicial and technical matters.

Croft

Circuit Length = 2.1270 miles.

Start: 13:43 End: 14:03

Clerk of the Course:		Timekeeper:
----------------------	--	-------------

# HSCC 70s Roadsports and Historic Roadsports Supported by Witchampton Garage

## RACE 1 - LAP ANALYSIS - Croft - 2/3 August 2014

<b>1</b>	<b>John SHAW</b>	Porsche 911
1 - 1:57.321	6 - 1:47.307	11 - 1:48.491
2 - <b>1:46.544</b>	7 - 1:47.798	12 - 1:47.887
3 - 1:52.386	8 - 1:48.168	
4 - 1:46.985	9 - 1:48.159	
5 - 1:47.314	10 - 1:48.580	
<b>2</b>	<b>David BOLAND</b>	Ginetta G4
1 - 2:06.981	6 - <b>1:43.583</b>	11 - 1:44.155
2 - 1:54.025	7 - 1:43.662	12 - 1:46.218
3 - 1:50.587	8 - 1:46.182	
4 - 1:44.763	9 - 1:45.265	
5 - 1:44.672	10 - 1:44.375	
<b>3</b>	<b>David SUMMERSON</b>	Austin Healey 3000
1 - 1:59.273	6 - 1:44.756	11 - 1:46.085
2 - 1:45.067	7 - 1:44.898	12 - 1:48.536
3 - 1:46.724	8 - <b>1:43.426</b>	
4 - 1:45.849	9 - 1:45.194	
5 - 1:44.106	10 - 1:46.173	
<b>4</b>	<b>James BAILEY</b>	Porsche 911
1 - 2:15.560		
2 - 1:57.013		
3 - 1:55.639		
4 - 1:55.328		
5 - <b>1:55.014</b>		
<b>6</b>	<b>Larry KENNEDY</b>	Lotus Elan S4
1 - 1:53.806		
2 - <b>1:46.850</b>		
3 - 1:59.618		
4 - 1:48.183		
5 - 2:05.167P		
<b>7</b>	<b>Simon HAUGHTON</b>	Lotus 7
1 - 1:51.005	6 - 1:42.131	11 - 1:41.741
2 - 1:44.850	7 - 1:41.166	12 - 1:44.287
3 - 1:43.105	8 - <b>1:40.737</b>	
4 - 1:43.590	9 - 1:41.278	
5 - 1:43.157	10 - 1:42.537	
<b>8</b>	<b>Peter SHAW</b>	TVR Tuscan
1 - 1:47.267	6 - <b>1:40.408</b>	
2 - 1:42.274	7 - 1:40.936	
3 - 1:42.023	8 - 1:41.040	
4 - 1:40.966	9 - 1:44.283	
5 - 1:40.563	10 - 1:42.375	

Weather/Track: Bright/Drying

**HSCC 70s Roadsports and Historic Roadsports Supported by Witchampton Garage**  
**RACE 1 - LAP ANALYSIS - Croft - 2/3 August 2014**  
 (contd.)

<b>9</b>	<b>Julian BARTER</b>	TVR 3000M
1 -	1:45.672	6 - 1:42.473
2 -	<b>1:40.624</b>	7 - 1:41.928
3 -	1:40.837	8 - 1:42.620
4 -	1:40.667	9 - 1:42.907
5 -	1:41.487	10 - 1:41.760
11 -	1:41.013	12 - 1:42.242
<b>10</b>	<b>WETHERELL-CAMPBELL</b>	Triumph TR4
1 -	2:00.868	6 - 1:47.090
2 -	1:46.800	7 - 1:45.472
3 -	<b>1:44.870</b>	8 - 1:45.877
4 -	1:45.816	9 - 1:47.550
5 -	1:45.747	10 - 1:46.718
11 -	1:47.547	12 - 1:49.287
<b>11</b>	<b>Oliver FORD</b>	Lotus Europa
1 -	1:48.113	6 - 1:42.070
2 -	1:41.306	7 - 1:39.414
3 -	1:39.182	8 - 1:39.642
4 -	1:39.423	9 - 1:41.121
5 -	1:41.428	10 - 1:42.179
11 -	1:39.022	12 - <b>1:38.969</b>
<b>14</b>	<b>John PRINGLE</b>	Lotus Seven S4
1 -	1:47.775	6 - 1:40.594
2 -	1:39.373	7 - 1:40.085
3 -	1:39.866	8 - 1:40.724
4 -	<b>1:38.965</b>	9 - 1:40.869
5 -	1:39.515	10 - 1:41.608
11 -	1:40.229	12 - 1:41.484
<b>17</b>	<b>Adam SIMMONDS</b>	Ford Mustang
1 -	2:11.050	6 - 1:52.190
2 -	1:54.062	7 - 1:51.861
3 -	1:53.653	8 - 1:52.409
4 -	1:52.293	9 - <b>1:50.752</b>
5 -	1:52.409	10 - 1:52.844
11 -	1:53.729	
<b>18</b>	<b>Martin DYSON</b>	Triumph GT6 Mk3
1 -	2:13.805	6 - 1:52.633
2 -	1:53.939	7 - 1:54.527
3 -	1:53.426	8 - 1:54.378
4 -	1:52.692	9 - 1:52.577
5 -	<b>1:52.391</b>	10 - 1:55.242
11 -	1:59.589	
<b>19</b>	<b>Mark LEVERETT</b>	Porsche 911 SC
1 -	1:55.494	6 - 2:41.089
2 -	1:44.988	
3 -	1:44.968	
4 -	<b>1:44.780</b>	
5 -	1:47.081	

Weather/Track: Bright/Drying

**HSCC 70s Roadsports and Historic Roadsports Supported by Witchampton Garage**  
**RACE 1 - LAP ANALYSIS - Croft - 2/3 August 2014**  
 (contd.)

<b>22</b>	<b>Tony DAVIS</b>	Austin Healey Sprite
1 - 2:19.356	6 - 1:54.401	11 - 1:57.693
2 - 1:56.420	7 - 1:56.516	
3 - 1:54.304	8 - 1:58.177	
4 - <b>1:53.272</b>	9 - 1:56.421	
5 - 1:53.661	10 - 1:55.892	
<b>24</b>	<b>Charles BARTER</b>	Datsun 240Z
1 - 1:53.021	6 - 1:41.711	11 - 1:43.807
2 - 1:44.372	7 - 1:42.469	12 - 1:45.645
3 - 1:44.190	8 - <b>1:41.295</b>	
4 - 1:42.784	9 - 1:41.693	
5 - 1:44.156	10 - 1:42.220	
<b>27</b>	<b>David TOMKINSON</b>	Triumph Spitfire
1 - 2:14.442	6 - 1:53.173	11 - 2:06.217
2 - 1:53.985	7 - 1:57.000	
3 - 1:53.394	8 - 1:53.965	
4 - 1:53.274	9 - 1:54.847	
5 - <b>1:52.982</b>	10 - 1:56.075	
<b>32</b>	<b>Patrick WARD-BOOTH</b>	Ginetta G4
1 - 2:00.372	6 - 1:43.182	11 - 1:43.588
2 - 1:46.438	7 - <b>1:41.854</b>	12 - 1:46.548
3 - 1:44.256	8 - 1:41.888	
4 - 1:44.742	9 - 1:43.809	
5 - 1:42.220	10 - 1:43.178	
<b>34</b>	<b>Justin WILSON</b>	Alfa Romeo Bertone
1 - 2:05.503	6 - 1:51.242	11 - 1:51.920
2 - 1:52.463	7 - 1:52.769	
3 - 1:51.120	8 - 1:52.767	
4 - <b>1:50.606</b>	9 - 1:53.716	
5 - 1:52.070	10 - 1:50.694	
<b>35</b>	<b>Robert GATE</b>	Jaguar E-type
1 - 1:54.504	6 - <b>1:42.487</b>	11 - 1:44.523
2 - 1:44.320	7 - 1:43.042	12 - 1:53.025
3 - 1:43.191	8 - 1:42.665	
4 - 1:43.182	9 - 1:44.879	
5 - 1:44.299	10 - 1:43.609	
<b>41</b>	<b>Howard BENTHAM</b>	Lotus Elan
1 - 2:04.223	6 - 1:44.745	11 - 1:43.162
2 - 1:44.478	7 - 1:42.317	12 - 1:47.456
3 - 1:43.941	8 - <b>1:42.307</b>	
4 - 1:44.831	9 - 1:42.760	
5 - 1:44.046	10 - 1:44.010	

Weather/Track: Bright/Drying

**HSCC 70s Roadsports and Historic Roadsports Supported by Witchampton Garage**  
**RACE 1 - LAP ANALYSIS - Croft - 2/3 August 2014**  
 (contd.)

<b>50</b>	<b>David KARASKAS</b>	MG Midget
1 - 2:06.978	6 - 1:50.891	11 - 1:52.912
2 - 1:54.328	7 - 1:51.123	
3 - 1:52.209	8 - 1:50.824	
4 - 1:51.587	9 - 1:53.825	
5 - 1:51.531	10 - <b>1:50.250</b>	
<b>55</b>	<b>Nick SAVAGE</b>	Chevrolet Camaro
1 - 2:04.086	6 - 1:50.788	11 - 1:51.897
2 - 1:54.467	7 - 1:51.209	
3 - 1:52.389	8 - <b>1:50.389</b>	
4 - 1:52.462	9 - 1:50.976	
5 - 1:50.519	10 - 1:50.930	
<b>57</b>	<b>Mark OLDFIELD</b>	Lancia Monte Carlo
1 - 2:06.003	6 - 1:50.994	11 - 1:52.666
2 - 1:53.698	7 - 1:51.408	
3 - 1:52.500	8 - <b>1:49.424</b>	
4 - 1:50.488	9 - 1:51.508	
5 - 1:49.850	10 - 1:51.613	
<b>69</b>	<b>Andy SHEPHERD</b>	Lotus Seven S2
1 - 1:53.360	6 - 1:45.138	11 - 1:44.097
2 - 1:43.065	7 - 1:41.603	12 - 2:05.132
3 - 1:44.656	8 - 1:42.492	
4 - 1:43.288	9 - 1:42.231	
5 - 1:44.516	10 - <b>1:41.155</b>	
<b>72</b>	<b>Jim DEAN</b>	Lotus Europa
1 - 1:49.379	6 - 1:40.826	11 - 1:41.695
2 - 1:40.244	7 - 1:39.815	12 - 1:41.747
3 - 1:41.015	8 - 1:41.923	
4 - <b>1:38.388</b>	9 - 1:40.846	
5 - 1:42.406	10 - 1:43.271	
<b>74</b>	<b>PARRY-WADE</b>	MG B
1 - 1:58.832	6 - 1:47.476	11 - 1:48.737
2 - 1:47.988	7 - 1:47.980	12 - 1:50.770
3 - 1:48.989	8 - 1:46.433	
4 - 1:46.382	9 - 1:46.617	
5 - <b>1:46.302</b>	10 - 1:48.634	
<b>77</b>	<b>Simon HOLMESMITH</b>	Alfa Romeo 2000 GTV
1 - 2:12.815	6 - <b>1:51.795</b>	
2 - 1:53.842	7 - 1:52.432	
3 - 1:53.840	8 - 1:55.585	
4 - 1:52.220	9 - 1:53.235	
5 - 1:52.152	10 - 3:44.712	

Weather/Track: Bright/Drying

**HSCC 70s Roadsports and Historic Roadsports Supported by Witchampton Garage**  
**RACE 1 - LAP ANALYSIS - Croft - 2/3 August 2014**  
 (contd.)

<b>91</b>	<b>Richard OWEN</b>	Triumph TR2
1 - 2:08.260	6 - 1:49.596	11 - 1:53.097
2 - 1:53.794	7 - <b>1:49.488</b>	
3 - 1:51.821	8 - 1:49.806	
4 - 1:51.723	9 - 1:53.911	
5 - 1:55.285	10 - 1:52.413	
<b>92</b>	<b>Brian JARVIS</b>	Porsche 924
1 - 2:07.147	6 - 1:49.779	
2 - 1:52.776		
3 - 1:53.100		
4 - 1:48.068		
5 - <b>1:46.953</b>		
<b>107</b>	<b>Vicky BROOKS</b>	TVR Griffith
1 - 2:08.424	6 - 1:42.626	11 - 1:43.265
2 - 1:51.176	7 - 1:42.846	12 - 1:46.464
3 - 1:49.343	8 - <b>1:41.961</b>	
4 - 1:42.587	9 - 1:43.537	
5 - 1:44.247	10 - 1:43.039	
<b>150</b>	<b>Kristy BROOKS</b>	Lotus Elan
1 - 2:17.826	6 - 1:52.912	
2 - 1:58.214	7 - 1:56.918	
3 - 2:12.613P	8 - <b>1:52.105</b>	
4 - 3:12.911	9 - 1:56.136	
5 - 1:53.182	10 - 1:56.180	
<b>198</b>	<b>Kevin KIVLOCHAN</b>	Morgan Plus 8
1 - 1:50.586	6 - <b>1:42.376</b>	11 - 1:44.651
2 - 1:44.925	7 - 1:42.794	
3 - 1:43.264	8 - 1:43.392	
4 - 1:43.278	9 - 1:42.589	
5 - 1:44.564	10 - 1:42.669	

# HSCC 70s Roadsports and Historic Roadsports Supported by Witchampton Garage

## RACE 1 - LAP CHART - Croft - 2/3 August 2014

Lap 1			Lap 2			Lap 3			Lap 4			Lap 5		
No	Behind	Laptime	No	Behind	Laptime	No	Behind	Laptime	No	Behind	Laptime	No	Behind	Laptime
9		1:45.672	9		1:40.624	14		1:39.866	14		1:38.965	14		1:39.515
8	1.595	1:47.267	14	0.852	1:39.373	9	0.119	1:40.837	9	1.821	1:40.667	9	3.793	1:41.487
14	2.103	1:47.775	11	3.123	1:41.306	11	1.587	1:39.182	11	2.045	1:39.423	11	3.958	1:41.428
11	2.441	1:48.113	8	3.245	1:42.274	72	3.624	1:41.015	72	3.047	1:38.388	72	5.938	1:42.406
72	3.707	1:49.379	72	3.327	1:40.244	8	4.550	1:42.023	8	6.551	1:40.966	8	7.599	1:40.563
198	4.914	1:50.586	198	9.215	1:44.925	198	11.761	1:43.264	198	16.074	1:43.278	7	20.213	1:43.157
7	5.333	1:51.005	7	9.559	1:44.850	7	11.946	1:43.105	7	16.571	1:43.590	198	21.123	1:44.564
24	7.349	1:53.021	69	10.129	1:43.065	69	14.067	1:44.656	69	18.390	1:43.288	24	23.029	1:44.156
69	7.688	1:53.360	24	11.097	1:44.372	24	14.569	1:44.190	24	18.388	1:42.784	69	23.391	1:44.516
6	8.134	1:53.806	35	12.528	1:44.320	35	15.001	1:43.191	35	19.218	1:43.182	35	24.002	1:44.299
35	8.832	1:54.504	19	14.186	1:44.988	19	18.436	1:44.968	19	24.251	1:44.780	19	31.817	1:47.081
19	9.822	1:55.494	6	14.360	1:46.850	32	24.052	1:44.256	32	29.829	1:44.742	32	32.534	1:42.220
1	11.649	1:57.321	1	17.569	1:46.544	3	24.050	1:46.724	3	30.934	1:45.849	3	35.525	1:44.106
74	13.160	1:58.832	3	18.044	1:45.067	10	25.524	1:44.870	41	31.494	1:44.831	41	36.025	1:44.046
3	13.601	1:59.273	32	20.514	1:46.438	41	25.628	1:43.941	10	32.375	1:45.816	10	38.607	1:45.747
32	14.700	2:00.372	74	20.524	1:47.988	74	28.795	1:48.989	74	36.212	1:46.382	74	42.999	1:46.302
10	15.196	2:00.868	10	21.372	1:46.800	1	29.237	1:52.386	1	37.257	1:46.985	1	45.056	1:47.314
55	18.414	2:04.086	41	22.405	1:44.478	6	33.260	1:59.618	6	42.478	1:48.183	107	50.283	1:44.247
41	18.551	2:04.223	34	31.670	1:52.463	107	41.929	1:49.343	107	45.551	1:42.587	2	55.534	1:44.672
34	19.831	2:05.503	55	32.257	1:54.467	34	42.072	1:51.120	2	50.377	1:44.763	92	1:02.550	1:46.953
57	20.331	2:06.003	107	33.304	1:51.176	55	43.928	1:52.389	34	53.713	1:50.606	34	1:06.268	1:52.070
2	21.309	2:06.981	57	33.405	1:53.698	2	44.579	1:50.587	92	55.112	1:48.068	57	1:07.045	1:49.850
92	21.475	2:07.147	92	33.627	1:52.776	57	45.187	1:52.500	57	56.710	1:50.488	6	1:08.130	2:05.167P
50	21.306	2:06.978	2	34.710	1:54.025	92	46.009	1:53.100	55	57.425	1:52.462	55	1:08.429	1:50.519
91	22.588	2:08.260	50	35.010	1:54.328	50	46.501	1:52.209	50	59.123	1:51.587	50	1:11.139	1:51.531
107	22.752	2:08.424	91	35.758	1:53.794	91	46.861	1:51.821	91	59.619	1:51.723	91	1:15.389	1:55.285
17	25.378	2:11.050	17	38.816	1:54.062	17	51.751	1:53.653	17	1:05.079	1:52.293	150	1 LAP	3:12.911
77	27.143	2:12.815	77	40.361	1:53.842	77	53.483	1:53.840	77	1:06.738	1:52.220	17	1:17.973	1:52.409
18	28.133	2:13.805	18	41.448	1:53.939	18	54.156	1:53.426	18	1:07.883	1:52.692	77	1:19.375	1:52.152
27	28.770	2:14.442	27	42.131	1:53.985	27	54.807	1:53.394	27	1:09.116	1:53.274	18	1:20.759	1:52.391
4	29.888	2:15.560	4	46.277	1:57.013	4	1:01.198	1:55.639	22	1:17.373	1:53.272	27	1:22.583	1:52.982
150	32.154	2:17.826	22	49.480	1:56.420	22	1:03.066	1:54.304	4	1:17.561	1:55.328	22	1:31.519	1:53.661
22	33.684	2:19.356	150	49.744	1:58.214	150	1:21.639	2:12.613P				4	1:33.060	1:55.014

Weather/Track: Bright/Drying



**HSCC 70s Roadsports and Historic Roadsports Supported by Witchampton Garage**  
**RACE 1 - LAP CHART - Croft - 2/3 August 2014**  
 (contd.)

Lap 6			Lap 7			Lap 8			Lap 9			Lap 10		
No	Behind	Laptime	No	Behind	Laptime	No	Behind	Laptime	No	Behind	Laptime	No	Behind	Laptime
14		1:40.594	14		1:40.085	14		1:40.724	14		1:40.869	14		1:41.608
11	5.434	1:42.070	11	4.763	1:39.414	150	2 LAPS	1:52.912	34	1 LAP	1:52.767	11	4.504	1:42.179
9	5.672	1:42.473	22	1 LAP	1:54.401	17	1 LAP	1:51.861	50	1 LAP	1:50.824	57	1 LAP	1:51.508
72	6.170	1:40.826	72	5.900	1:39.815	77	1 LAP	1:52.432	91	1 LAP	1:49.806	55	1 LAP	1:50.976
8	7.413	1:40.408	9	7.515	1:41.928	11	3.681	1:39.642	11	3.933	1:41.121	72	8.739	1:43.271
7	21.750	1:42.131	8	8.264	1:40.936	18	1 LAP	1:54.527	72	7.076	1:40.846	9	11.601	1:41.760
198	22.905	1:42.376	7	22.831	1:41.166	72	7.099	1:41.923	9	11.449	1:42.907	8	12.761	1:42.375
24	24.146	1:41.711	198	25.614	1:42.794	8	8.580	1:41.040	8	11.994	1:44.283	34	1 LAP	1:53.716
35	25.895	1:42.487	24	26.530	1:42.469	9	9.411	1:42.620	17	1 LAP	1:52.409	50	1 LAP	1:53.825
69	27.935	1:45.138	35	28.852	1:43.042	27	1 LAP	1:57.000	150	2 LAPS	1:56.918	91	1 LAP	1:53.911
32	35.122	1:43.182	69	29.453	1:41.603	22	1 LAP	1:56.516	77	1 LAP	1:55.585	17	1 LAP	1:50.752
3	39.687	1:44.756	32	36.891	1:41.854	7	22.844	1:40.737	18	1 LAP	1:54.378	7	24.182	1:42.537
41	40.176	1:44.745	41	42.408	1:42.317	24	27.101	1:41.295	7	23.253	1:41.278	150	2 LAPS	1:52.105
10	45.103	1:47.090	3	44.500	1:44.898	198	28.282	1:43.392	27	1 LAP	1:53.965	24	28.537	1:42.220
74	49.881	1:47.476	10	50.490	1:45.472	35	30.793	1:42.665	24	27.925	1:41.693	77	1 LAP	1:53.235
1	51.769	1:47.307	107	55.076	1:42.846	69	31.221	1:42.492	198	30.002	1:42.589	18	1 LAP	1:52.577
107	52.315	1:42.626	74	57.776	1:47.980	32	38.055	1:41.888	69	32.583	1:42.231	198	31.063	1:42.669
2	58.523	1:43.583	1	59.482	1:47.798	41	43.991	1:42.307	35	34.803	1:44.879	69	32.130	1:41.155
92	1:11.735	1:49.779	2	1:02.100	1:43.662	3	47.202	1:43.426	22	1 LAP	1:58.177	35	36.804	1:43.609
34	1:16.916	1:51.242	57	1:28.768	1:51.408	10	55.643	1:45.877	32	40.995	1:43.809	27	1 LAP	1:54.847
57	1:17.445	1:50.994	34	1:29.600	1:52.769	107	56.313	1:41.961	41	45.882	1:42.760	32	42.565	1:43.178
55	1:18.623	1:50.788	55	1:29.747	1:51.209	74	1:03.485	1:46.433	3	51.527	1:45.194	41	48.284	1:44.010
50	1:21.436	1:50.891	50	1:32.474	1:51.123	1	1:06.926	1:48.168	107	58.981	1:43.537	22	1 LAP	1:56.421
91	1:24.391	1:49.596	91	1:33.794	1:49.488	2	1:07.558	1:46.182	10	1:02.324	1:47.550	3	56.092	1:46.173
150	1 LAP	1:53.182				57	1:37.468	1:49.424	74	1:09.233	1:46.617	107	1:00.412	1:43.039
17	1:29.569	1:52.190				55	1:39.412	1:50.389	2	1:11.954	1:45.265	10	1:07.434	1:46.718
77	1:30.576	1:51.795							1	1:14.216	1:48.159	2	1:14.721	1:44.375
19	1:32.312	2:41.089										74	1:16.259	1:48.634
18	1:32.798	1:52.633										1	1:21.188	1:48.580
27	1:35.162	1:53.173												

Weather/Track: Bright/Drying

**HSCC 70s Roadsports and Historic Roadsports Supported by Witchampton Garage**  
**RACE 1 - LAP CHART - Croft - 2/3 August 2014**  
 (contd.)

Lap 11			Lap 12			Lap 13			Lap 14			Lap 15		
No	Behind	Laptime	No	Behind	Laptime	No	Behind	Laptime	No	Behind	Laptime	No	Behind	Laptime
14		1:40.229	14		1:41.484									
11	3.297	1:39.022	11	0.782	1:38.969									
72	10.205	1:41.695	72	10.468	1:41.747									
9	12.385	1:41.013	9	13.143	1:42.242									
57	1 LAP	1:51.613	7	28.497	1:44.287									
55	1 LAP	1:50.930	55	1 LAP	1:51.897									
34	1 LAP	1:50.694	57	1 LAP	1:52.666									
50	1 LAP	1:50.250	34	1 LAP	1:51.920									
7	25.694	1:41.741	50	1 LAP	1:52.912									
91	1 LAP	1:52.413	24	36.276	1:45.645									
24	32.115	1:43.807	91	1 LAP	1:53.097									
17	1 LAP	1:52.844	17	1 LAP	1:53.729									
198	35.485	1:44.651	32	50.988	1:46.548									
69	35.998	1:44.097	77	2 LAPS	3:44.712									
35	41.098	1:44.523	35	52.639	1:53.025									
150	2 LAPS	1:56.136	41	57.189	1:47.456									
32	45.924	1:43.588	150	2 LAPS	1:56.180									
18	1 LAP	1:55.242	69	59.646	2:05.132									
41	51.217	1:43.162	18	1 LAP	1:59.589									
27	1 LAP	1:56.075	107	1:08.428	1:46.464									
3	1:01.948	1:46.085	3	1:09.000	1:48.536									
107	1:03.448	1:43.265	27	1 LAP	2:06.217									
22	1 LAP	1:55.892	10	1:22.555	1:49.287									
10	1:14.752	1:47.547	2	1:23.381	1:46.218									
2	1:18.647	1:44.155	22	1 LAP	1:57.693									
74	1:24.767	1:48.737	74	1:34.053	1:50.770									
1	1:29.450	1:48.491	1	1:35.853	1:47.887									

Weather/Track: Bright/Drying

# HSCC 70s Roadsports and Historic Roadsports Supported by Witchampton Garage

## RACE 9 - GRID AMENDED - Croft - 2/3 August 2014

		POLE	
ROW 1	11	FORD	14 PRINGLE
ROW 2	9	BARTER	72 DEAN
ROW 3	24	BARTER	7 HAUGHTON
ROW 4	35	GATE	32 WARD-BOOTH
ROW 5	107	BROOKS	41 BENTHAM
ROW 6	69	SHEPHERD	3 SUMMERSON
ROW 7	2	BOLAND	10 WETHERELL
ROW 8	1	SHAW	74 WADE
ROW 9	57	OLDFIELD	55 SAVAGE
ROW 10	50	KARASKAS	34 WILSON
ROW 11	17	SIMMONDS	91 OWEN
ROW 12	27	TOMKINSON	18 DYSON
ROW 13	77	HOLMESMITH	22 DAVIS
ROW 14	8	SHAW	150 BROOKS
ROW 15	19	LEVERETT	92 JARVIS
ROW 16	4	BAILEY	6 KENNEDY

**CAR 69 - 10 sec penalty (C2.1.1(c) refers). CAR 198 withdrawn.**

**Weather/Track: Bright/Drying**

**These results are provisional until the conclusion of any judicial and technical matters.**

Croft

Circuit Length = 2.1270 miles.

Start: 13:43 End: 14:03

Clerk of the Course:		Timekeeper:
----------------------	--	-------------

# HSCC 70s Roadsports and Historic Roadsports Supported by Witchampton Garage

## RACE 9 - CLASSIFICATION AMENDED - Croft - 2/3 August 2014

POS	NO	CL	DRIVER	NAT	CAR	TIME	LAPS	GAP	MPH	BEST
1	11	7C	Oliver FORD		Lotus Europa	10:00.019	6		76.57	1:38.640
2	14	I	John PRINGLE		Lotus Seven S4	10:00.746	6	0.727	76.47	1:37.540
3	9	7B	Julian BARTER		TVR 3000M	10:05.892	6	5.873	75.82	1:39.221
4	72	7C	Jim DEAN		Lotus Europa	10:07.923	6	7.904	75.57	1:39.687
5	24	7B	Charles BARTER		Datsun 240Z	10:20.877	6	20.858	73.99	1:41.688
6	32	C	Patrick WARD-BOOTH		Ginetta G4	10:21.150	6	21.131	73.96	1:41.456
7	107	G	Vicky BROOKS		TVR Griffith	10:36.909	6	36.890	72.13	1:43.740
8	3	G	David SUMMERSON		Austin Healey 3000	10:37.873	6	37.854	72.02	1:43.801
9	10	G	Mark CAMPBELL		Triumph TR4	10:38.947	6	38.928	71.90	1:43.479
10	19	7B	Mark LEVERETT		Porsche 911 SC	10:53.800	6	53.781	70.27	1:46.090
11	50	7F	David KARASKAS		MG Midget	11:08.215	6	1:08.196	68.75	1:49.474
12	17	A	Adam SIMMONDS		Ford Mustang	11:13.034	6	1:13.015	68.26	1:49.698
13	55	A	Nick SAVAGE		Chevrolet Camaro	11:18.060	6	1:18.041	67.75	1:49.645
14	92	7D	Brian JARVIS		Porsche 924	11:19.996	6	1:19.977	67.56	1:47.732
15	34	7D	Justin WILSON		Alfa Romeo Bertone	11:23.367	6	1:23.348	67.23	1:51.031
16	150	G	Kristy BROOKS		Lotus Elan	11:23.649	6	1:23.630	67.20	1:49.438
17	91	F	Richard OWEN		Triumph TR2	11:24.757	6	1:24.738	67.09	1:50.713
18	74	G	Nigel PARRY		MG B	11:24.902	6	1:24.883	67.08	1:51.160
19	18	7D	Martin DYSON		Triumph GT6 Mk3	11:26.519	6	1:26.500	66.92	1:50.864
20	27	7E	David TOMKINSON		Triumph Spitfire	11:27.585	6	1:27.566	66.81	1:50.770
21	77	7D	Simon HOLMESMITH		Alfa Romeo 2000 GTV	11:34.728	6	1:34.709	66.13	1:51.457
22	22	E	Tony DAVIS		Austin Healey Sprite	11:41.596	6	1:41.577	65.48	1:53.302

### NOT CLASSIFIED

41	7C	Howard BENTHAM	Lotus Elan	0	D.N.F.	N/A
----	----	----------------	------------	---	--------	-----

### FASTEST LAP

14	I	John PRINGLE	Lotus Seven S4	1:37.540	6	78.50mph	126.33kph
11	7C	Oliver FORD	Lotus Europa	1:38.640	4	77.62mph	124.92kph
9	7B	Julian BARTER	TVR 3000M	1:39.221	2	77.17mph	124.19kph
32	C	Patrick WARD-BOOTH	Ginetta G4	1:41.456	6	75.47mph	121.46kph
10	G	Mark CAMPBELL	Triumph TR4	1:43.479	3	73.99mph	119.08kph
92	7D	Brian JARVIS	Porsche 924	1:47.732	3	71.07mph	114.38kph
50	7F	David KARASKAS	MG Midget	1:49.474	5	69.94mph	112.56kph
55	A	Nick SAVAGE	Chevrolet Camaro	1:49.645	3	69.83mph	112.39kph
91	F	Richard OWEN	Triumph TR2	1:50.713	5	69.16mph	111.30kph
27	7E	David TOMKINSON	Triumph Spitfire	1:50.770	5	69.12mph	111.24kph
22	E	Tony DAVIS	Austin Healey Sprite	1:53.302	4	67.58mph	108.76kph

**CAR 69 - EXCLUDED FROM RESULT (Reg C.1.1.5 refers)**

Weather/Track: Cloud/Dry

These results are provisional until the conclusion of any judicial and technical matters.

Croft

Circuit Length = 2.1270 miles.

Start: 11:17 End: 11:27

Clerk of the Course:

Timekeeper:

**HSCC 70s Roadsports and Historic Roadsports Supported by Witchampton Garage  
RACE 9 - LAP ANALYSIS - Croft - 2/3 August 2014**

<b>3</b>	<b>David SUMMERSON</b>	Austin Healey 3000
1 -	1:53.321	6 - 1:45.322
2 -	<b>1:43.801</b>	
3 -	1:44.502	
4 -	1:44.729	
5 -	1:46.198	
<b>9</b>	<b>Julian BARTER</b>	TVR 3000M
1 -	1:46.753	6 - 1:40.120
2 -	<b>1:39.221</b>	
3 -	1:39.604	
4 -	1:39.933	
5 -	1:40.261	
<b>10</b>	<b>Mark CAMPBELL</b>	Triumph TR4
1 -	1:54.745	6 - 1:46.232
2 -	1:45.405	
3 -	<b>1:43.479</b>	
4 -	1:43.818	
5 -	1:45.268	
<b>11</b>	<b>Oliver FORD</b>	Lotus Europa
1 -	1:45.840	6 - 1:38.727
2 -	1:38.775	
3 -	1:38.773	
4 -	<b>1:38.640</b>	
5 -	1:39.264	
<b>14</b>	<b>John PRINGLE</b>	Lotus Seven S4
1 -	1:47.644	6 - <b>1:37.540</b>
2 -	1:40.266	
3 -	1:38.948	
4 -	1:38.501	
5 -	1:37.847	
<b>17</b>	<b>Adam SIMMONDS</b>	Ford Mustang
1 -	2:00.986	6 - 1:50.755
2 -	1:50.853	
3 -	1:49.888	
4 -	<b>1:49.698</b>	
5 -	1:50.854	

Restarted over 10 mins. 1,7,35 took original start. 2,4,6,8,57 did not take original start.  
Weather/Track: Cloud/Dry

Croft  
Circuit Length = 2.1270 miles.  
Start: 11:17 End: 11:27

# HSCC 70s Roadsports and Historic Roadsports Supported by Witchampton Garage

## RACE 9 - LAP ANALYSIS - Croft - 2/3 August 2014

(contd.)

<b>18</b>	<b>Martin DYSON</b>	Triumph GT6 Mk3
1 -	2:07.942	6 - 1:51.208
2 -	1:53.112	
3 -	1:51.050	
4 -	1:52.343	
5 -	<b>1:50.864</b>	
<b>19</b>	<b>Mark LEVERETT</b>	Porsche 911 SC
1 -	1:56.523	6 - 1:47.993
2 -	<b>1:46.090</b>	
3 -	1:47.636	
4 -	1:47.695	
5 -	1:47.863	
<b>22</b>	<b>Tony DAVIS</b>	Austin Healey Sprite
1 -	2:10.324	6 - 1:53.501
2 -	1:56.411	
3 -	1:54.723	
4 -	<b>1:53.302</b>	
5 -	1:53.335	
<b>24</b>	<b>Charles BARTER</b>	Datsun 240Z
1 -	1:49.269	6 - <b>1:41.688</b>
2 -	1:42.313	
3 -	1:42.395	
4 -	1:42.595	
5 -	1:42.617	
<b>27</b>	<b>David TOMKINSON</b>	Triumph Spitfire
1 -	2:09.908	6 - 1:51.144
2 -	1:52.373	
3 -	1:51.838	
4 -	1:51.552	
5 -	<b>1:50.770</b>	
<b>32</b>	<b>Patrick WARD-BOOTH</b>	Ginetta G4
1 -	1:50.008	6 - <b>1:41.456</b>
2 -	1:41.889	
3 -	1:42.358	
4 -	1:42.948	
5 -	1:42.491	

Restarted over 10 mins. 1,7,35 took original start. 2,4,6,8,57 did not take original start.  
Weather/Track: Cloud/Dry

Croft  
Circuit Length = 2.1270 miles.  
Start: 11:17 End: 11:27

# HSCC 70s Roadsports and Historic Roadsports Supported by Witchampton Garage

## RACE 9 - LAP ANALYSIS - Croft - 2/3 August 2014

(contd.)

<b>34</b>	<b>Justin WILSON</b>	Alfa Romeo Bertone
1 - 2:02.359    6 - 1:52.314 2 - <b>1:51.031</b> 3 - 1:53.509 4 - 1:52.192 5 - 1:51.962		
<b>41</b>	<b>Howard BENTHAM</b>	Lotus Elan
1 - 2:02.359    6 - 1:52.314 2 - <b>1:51.031</b> 3 - 1:53.509 4 - 1:52.192 5 - 1:51.962		
<b>50</b>	<b>David KARASKAS</b>	MG Midget
1 - 1:58.961    6 - 1:49.784 2 - 1:49.817 3 - 1:49.982 4 - 1:50.197 5 - <b>1:49.474</b>		
<b>55</b>	<b>Nick SAVAGE</b>	Chevrolet Camaro
1 - 2:02.607    6 - 1:51.199 2 - 1:51.100 3 - <b>1:49.645</b> 4 - 1:51.449 5 - 1:52.060		
<b>69</b>	<b>Andy SHEPHERD</b>	Lotus Seven S2
1 - 1:53.989    6 - <b>1:40.415</b> 2 - 1:43.694 3 - 1:43.819 4 - 1:43.233 5 - 1:41.645		
<b>72</b>	<b>Jim DEAN</b>	Lotus Europa
1 - 1:47.211    6 - <b>1:39.687</b> 2 - 1:40.278 3 - 1:40.178 4 - 1:40.296 5 - 1:40.273		

Restarted over 10 mins. 1,7,35 took original start. 2,4,6,8,57 did not take original start.  
 Weather/Track: Cloud/Dry

Croft  
 Circuit Length = 2.1270 miles.  
 Start: 11:17 End: 11:27

# HSCC 70s Roadsports and Historic Roadsports Supported by Witchampton Garage

## RACE 9 - LAP ANALYSIS - Croft - 2/3 August 2014

(contd.)

<b>74</b>	<b>Nigel PARRY</b>	MG B
1 -	2:05.003	6 - 1:51.786
2 -	1:52.980	
3 -	1:52.813	
4 -	<b>1:51.160</b>	
5 -	1:51.160	
<b>77</b>	<b>Simon HOLMESMITH</b>	Alfa Romeo 2000 GTV
1 -	2:08.835	6 - 1:51.468
2 -	1:56.477	
3 -	1:54.120	
4 -	1:52.371	
5 -	<b>1:51.457</b>	
<b>91</b>	<b>Richard OWEN</b>	Triumph TR2
1 -	2:07.303	6 - 1:52.822
2 -	1:51.645	
3 -	1:51.482	
4 -	1:50.792	
5 -	<b>1:50.713</b>	
<b>92</b>	<b>Brian JARVIS</b>	Porsche 924
1 -	2:07.946	6 - 1:51.402
2 -	1:51.263	
3 -	<b>1:47.732</b>	
4 -	1:48.922	
5 -	1:52.731	
<b>107</b>	<b>Vicky BROOKS</b>	TVR Griffith
1 -	1:54.549	6 - 1:44.142
2 -	<b>1:43.740</b>	
3 -	1:43.788	
4 -	1:45.075	
5 -	1:45.615	
<b>150</b>	<b>Kristy BROOKS</b>	Lotus Elan
1 -	2:06.089	6 - 1:51.804
2 -	1:53.744	
3 -	1:52.134	
4 -	1:50.440	
5 -	<b>1:49.438</b>	

Restarted over 10 mins. 1,7,35 took original start. 2,4,6,8,57 did not take original start.  
Weather/Track: Cloud/Dry

Croft  
Circuit Length = 2.1270 miles.  
Start: 11:17 End: 11:27



**HSCC 70s Roadsports and Historic Roadsports Supported by Witchampton Garage**  
**RACE 9 - LAP CHART - Croft - 2/3 August 2014**

Lap 1			Lap 2			Lap 3			Lap 4			Lap 5		
No	Behind	Laptime	No	Behind	Laptime	No	Behind	Laptime	No	Behind	Laptime	No	Behind	Laptime
11		1:45.840	11		1:38.775	11		1:38.773	11		1:38.640	11		1:39.264
9	0.913	1:46.753	9	1.359	1:39.221	9	2.190	1:39.604	14	3.331	1:38.501	14	1.914	1:37.847
72	1.371	1:47.211	72	2.874	1:40.278	14	3.470	1:38.948	9	3.483	1:39.933	9	4.480	1:40.261
14	1.804	1:47.644	14	3.295	1:40.266	72	4.279	1:40.178	72	5.935	1:40.296	72	6.944	1:40.273
24	3.429	1:49.269	24	6.967	1:42.313	24	10.589	1:42.395	24	14.544	1:42.595	24	17.897	1:42.617
32	4.168	1:50.008	32	7.282	1:41.889	32	10.867	1:42.358	32	15.175	1:42.948	32	18.402	1:42.491
3	7.481	1:53.321	3	12.507	1:43.801	69	18.114	1:43.819	69	22.707	1:43.233	69	25.088	1:41.645
69	8.149	1:53.989	69	13.068	1:43.694	3	18.236	1:44.502	3	24.325	1:44.729	3	31.259	1:46.198
107	8.709	1:54.549	107	13.674	1:43.740	107	18.689	1:43.788	107	25.124	1:45.075	10	31.423	1:45.268
10	8.905	1:54.745	10	15.535	1:45.405	10	20.241	1:43.479	10	25.419	1:43.818	107	31.475	1:45.615
19	10.683	1:56.523	19	17.998	1:46.090	19	26.861	1:47.636	19	35.916	1:47.695	19	44.515	1:47.863
50	13.121	1:58.961	50	24.163	1:49.817	50	35.372	1:49.982	50	46.929	1:50.197	50	57.139	1:49.474
17	15.146	2:00.986	17	27.224	1:50.853	17	38.339	1:49.888	17	49.397	1:49.698	17	1:00.987	1:50.854
34	16.519	2:02.359	34	28.775	1:51.031	55	39.964	1:49.645	55	52.773	1:51.449	55	1:05.569	1:52.060
55	16.767	2:02.607	55	29.092	1:51.100	34	43.511	1:53.509	92	53.835	1:48.922	92	1:07.302	1:52.731
74	19.163	2:05.003	74	33.368	1:52.980	92	43.553	1:47.732	34	57.063	1:52.192	34	1:09.761	1:51.962
150	20.249	2:06.089	91	34.333	1:51.645	91	47.042	1:51.482	91	59.194	1:50.792	150	1:10.553	1:49.438
91	21.463	2:07.303	92	34.594	1:51.263	74	47.408	1:52.813	74	59.928	1:51.160	91	1:10.643	1:50.713
92	22.106	2:07.946	150	35.218	1:53.744	150	48.579	1:52.134	150	1:00.379	1:50.440	74	1:11.824	1:51.160
18	22.102	2:07.942	18	36.439	1:53.112	18	48.716	1:51.050	18	1:02.419	1:52.343	18	1:14.019	1:50.864
77	22.995	2:08.835	27	37.666	1:52.373	27	50.731	1:51.838	27	1:03.643	1:51.552	27	1:15.149	1:50.770
27	24.068	2:09.908	77	40.697	1:56.477	77	56.044	1:54.120	77	1:09.775	1:52.371	77	1:21.968	1:51.457
22	24.484	2:10.324	22	42.120	1:56.411	22	58.070	1:54.723	22	1:12.732	1:53.302	22	1:26.803	1:53.335

Restarted over 10 mins. 1,7,35 took original start. 2,4,6,8,57 did not take original start.  
 Weather/Track: Cloud/Dry

Croft  
 Circuit Length = 2.1270 miles.  
 Start: 11:17 End: 11:27

**HSCC 70s Roadsports and Historic Roadsports Supported by Witchampton Garage  
RACE 9 - LAP CHART - Croft - 2/3 August 2014**

(contd.)

Lap 6			Lap 7			Lap 8			Lap 9			Lap 10		
No	Behind	Laptime	No	Behind	Laptime	No	Behind	Laptime	No	Behind	Laptime	No	Behind	Laptime
11		1:38.727												
14	0.727	1:37.540												
9	5.873	1:40.120												
72	7.904	1:39.687												
24	20.858	1:41.688												
32	21.131	1:41.456												
69	26.776	1:40.415												
107	36.890	1:44.142												
3	37.854	1:45.322												
10	38.928	1:46.232												
19	53.781	1:47.993												
50	1:08.196	1:49.784												
17	1:13.015	1:50.755												
55	1:18.041	1:51.199												
92	1:19.977	1:51.402												
34	1:23.348	1:52.314												
150	1:23.630	1:51.804												
91	1:24.738	1:52.822												
74	1:24.883	1:51.786												
18	1:26.500	1:51.208												
27	1:27.566	1:51.144												
77	1:34.709	1:51.468												
22	1:41.577	1:53.501												

Restarted over 10 mins. 1,7,35 took original start. 2,4,6,8,57 did not take original start.  
Weather/Track: Cloud/Dry

Croft  
Circuit Length = 2.1270 miles.  
Start: 11:17 End: 11:27

**HSCC Historic Formula 3 supported by the Cubicle Centre**  
**RACE 2 - QUALIFYING - Croft - 2/3 August 2014**

POS	NO	CL	DRIVER	NAT	CAR	TIME	LAPS	GAP	MPH
1	8	B	<b>Benn SIMMS</b>		Elfin 600	1:44.296	9		73.41
2	34	B	<b>Jim BLOCKLEY</b>		Brabham BT21B	1:46.025	9	1.729	72.22
3	52	B	<b>Paul WAINE</b>		De Sanctis F3 69	1:46.636	9	2.340	71.80
4	50	B	<b>James TIMMS</b>		Brabham BT21B	1:46.772	8	2.476	71.71
5	22	B	<b>Simon ARMER</b>		March 703	1:47.600	8	3.304	71.16
6	13	B	<b>Dean FORWARD</b>		Tecno F3	1:50.280	8	5.984	69.43
7	16	B	<b>Mark LINSTONE</b>		Brabham BT21	1:50.408	8	6.112	69.35
8	96	B	<b>Keith MESSER</b>		Vesey Ford	1:51.198	8	6.902	68.86
9	62	B	<b>Geoffrey O'NION</b>		Tecno F3	1:54.034	8	9.738	67.14
10	6	B	<b>Leif BOSSON</b>		Brabham BT28	1:54.615	8	10.319	66.80
11	44	B	<b>Peter HAMILTON</b>		Tecno	1:56.025	8	11.729	65.99
12	51	B	<b>Robert THORPE</b>		Lotus 31	1:56.480	7	12.184	65.73
13	71	B	<b>Chris HOLLAND</b>		Brabham BT21	1:56.668	8	12.372	65.63
14	45	B	<b>Dick VAN AMSTERDAM</b>		Belgica	2:03.480	7	19.184	62.01
15	27	B	<b>Ian FORWARD</b>		Brabham BT21B	2:03.999	4	19.703	61.75
16	69	B	<b>Stephen WILKINSON</b>		Brabham BT21	2:13.003	7	28.707	57.57

**Weather/Track: Cloud/Damp**

**These results are provisional until the conclusion of any judicial and technical matters.**

Croft

Circuit Length = 2.1270 miles.

Start: 09:54 End: 10:09

Clerk of the Course:		Timekeeper:
----------------------	--	-------------

**HSCC Historic Formula 3 supported by the Cubicle Centre**  
**RACE 2 - QUALIFYING LAP ANALYSIS - Croft - 2/3 August 2014**

<b>6</b>	<b>Leif BOSSON</b>	Brabham BT28
1 -	5:51.512	6 - 1:56.889
2 -	2:03.455	7 - 1:56.042
3 -	2:01.784	8 - <b>1:54.615</b>
4 -	1:58.050	
5 -	1:56.229	
<b>8</b>	<b>Benn SIMMS</b>	Elfin 600
1 -	5:48.937	6 - <b>1:44.296</b>
2 -	1:47.103	7 - 1:46.299
3 -	1:46.627	8 - 1:45.337
4 -	1:45.749	9 - 1:46.494
5 -	1:44.977	
<b>13</b>	<b>Dean FORWARD</b>	Tecno F3
1 -	5:48.886	6 - 1:51.308
2 -	1:56.488	7 - 1:52.125
3 -	1:55.805	8 - <b>1:50.280</b>
4 -	1:54.576	
5 -	1:54.256	
<b>16</b>	<b>Mark LINSTONE</b>	Brabham BT21
1 -	5:53.978	6 - 1:51.723
2 -	1:56.104	7 - 1:52.207
3 -	1:53.286	8 - <b>1:50.408</b>
4 -	1:52.312	
5 -	1:52.872	
<b>22</b>	<b>Simon ARMER</b>	March 703
1 -	6:02.031	6 - 1:50.239
2 -	1:57.946	7 - 1:50.562
3 -	1:57.802	8 - <b>1:47.600</b>
4 -	1:54.833	
5 -	1:52.941	
<b>27</b>	<b>Ian FORWARD</b>	Brabham BT21B
1 -	6:06.749	
2 -	2:07.808	
3 -	2:05.799	
4 -	<b>2:03.999</b>	

Weather/Track: Cloud/Damp

**HSCC Historic Formula 3 supported by the Cubicle Centre**  
**RACE 2 - QUALIFYING LAP ANALYSIS - Croft - 2/3 August 2014**  
 (contd.)

<b>34</b>	<b>Jim BLOCKLEY</b>	Brabham BT21B
1 -	5:23.160	6 - 1:49.962
2 -	1:50.078	7 - 1:47.959
3 -	1:48.934	8 - <b>1:46.025</b>
4 -	1:47.225	9 - 1:47.460
5 -	1:49.495	
<b>44</b>	<b>Peter HAMILTON</b>	Tecno
1 -	6:16.733	6 - 2:00.837
2 -	2:02.126	7 - 1:59.146
3 -	2:02.756	8 - <b>1:56.025</b>
4 -	2:01.088	
5 -	1:59.611	
<b>45</b>	<b>Dick VAN AMSTERDAM</b>	Belgica
1 -	6:10.768	6 - 2:04.094
2 -	2:07.830	7 - 2:05.484
3 -	2:04.114	
4 -	<b>2:03.480</b>	
5 -	2:07.423	
<b>50</b>	<b>James TIMMS</b>	Brabham BT21B
1 -	5:57.613	6 - 1:53.496
2 -	1:57.191	7 - 1:51.863
3 -	1:56.054	8 - 1:49.753
4 -	2:03.943	
5 -	<b>1:46.772</b>	
<b>51</b>	<b>Robert THORPE</b>	Lotus 31
1 -	6:19.535	6 - 1:58.744
2 -	2:09.348	7 - <b>1:56.480</b>
3 -	2:02.133	
4 -	2:00.685	
5 -	2:01.184	
<b>52</b>	<b>Paul WAINE</b>	De Sanctis F3 69
1 -	5:32.686	6 - 1:47.035
2 -	1:52.471	7 - 1:51.169
3 -	1:48.828	8 - 1:47.026
4 -	1:48.654	9 - <b>1:46.636</b>
5 -	1:47.942	


Weather/Track: Cloud/Damp

**HSCC Historic Formula 3 supported by the Cubicle Centre**  
**RACE 2 - QUALIFYING LAP ANALYSIS - Croft - 2/3 August 2014**  
 (contd.)

<b>62</b>	<b>Geoffrey O'NION</b>	Tecno F3
1 -	6:14.099	6 - 1:55.023
2 -	2:03.363	7 - <b>1:54.034</b>
3 -	1:59.684	8 - 1:55.071
4 -	1:57.908	
5 -	1:57.285	
<b>69</b>	<b>Stephen WILKINSON</b>	Brabham BT21
1 -	6:19.132	6 - 2:17.220
2 -	2:14.031	7 - 2:29.894
3 -	<b>2:13.003</b>	
4 -	2:21.972	
5 -	2:17.978	
<b>71</b>	<b>Chris HOLLAND</b>	Brabham BT21
1 -	5:45.286	6 - 1:59.357
2 -	<b>1:56.668</b>	7 - 1:58.327
3 -	2:07.901	8 - 1:57.622
4 -	1:58.969	
5 -	1:59.396	
<b>96</b>	<b>Keith MESSER</b>	Vesey Ford
1 -	6:05.446	6 - 1:53.695
2 -	2:06.213	7 - <b>1:51.198</b>
3 -	2:00.325	8 - 1:54.281
4 -	1:56.554	
5 -	1:56.421	

Weather/Track: Cloud/Damp

**HSCC Historic Formula 3 supported by the Cubicle Centre**  
**RACE 2 - GRID - Croft - 2/3 August 2014**

	
ROW 1	POLE 8 SIMMS
34 BLOCKLEY	
ROW 2	52 WAINE
50 TIMMS	
ROW 3	22 ARMER
13 FORWARD	
ROW 4	16 LINSTONE
96 MESSER	
ROW 5	62 O'NION
6 BOSSON	
ROW 6	44 HAMILTON
51 THORPE	
ROW 7	71 HOLLAND
45 VAN AMSTERDAM	
ROW 8	27 FORWARD
69 WILKINSON	

**Weather/Track: Cloud/Damp**

**These results are provisional until the conclusion of any judicial and technical matters.**

Croft

Circuit Length = 2.1270 miles.

Start: 09:54 End: 10:09

Clerk of the Course:

Timekeeper:

**HSCC Historic Formula 3 supported by the Cubicle Centre**  
**RACE 2 - CLASSIFICATION - Croft - 2/3 August 2014**

POS	NO	CL	DRIVER	NAT	CAR	TIME	LAPS	GAP	MPH	BEST
1	13	B	Dean FORWARD		Tecno F3	21:00.540	13		78.96	1:33.976
2	8	B	Benn SIMMS		Elfin 600	21:07.363	13	6.823	78.54	1:33.489
3	52	B	Paul WAINE		De Sanctis F3 69	21:19.879	13	19.339	77.77	1:37.176
4	22	B	Simon ARMER		March 703	21:22.915	13	22.375	77.59	1:36.558
5	96	B	Keith MESSER		Vesey Ford	21:37.577	13	37.037	76.71	1:36.523
6	34	B	Jim BLOCKLEY		Brabham BT21B	21:37.910	13	37.370	76.69	1:37.618
7	50	B	James TIMMS		Brabham BT21B	21:50.614	13	50.074	75.95	1:37.969
8	62	B	Geoffrey O'NION		Tecno F3	21:52.898	13	52.358	75.82	1:39.226
9	6	B	Leif BOSSON		Brabham BT28	21:59.418	13	58.878	75.44	1:39.050
10	71	B	Chris HOLLAND		Brabham BT21	21:59.628	13	59.088	75.43	1:38.284
11	44	B	Peter HAMILTON		Tecno	22:15.086	13	1:14.546	74.56	1:39.253
12	51	B	Robert THORPE		Lotus 31	22:30.515	13	1:29.975	73.70	1:39.870
13	45	A	Dick VAN AMSTERDAM		Belgica	21:28.271	12	1 LAP	71.32	1:45.267
14	16	B	Mark LINSTONE		Brabham BT21	21:43.676	12	1 LAP	70.48	1:40.800
15	69	B	Stephen WILKINSON		Brabham BT21	22:01.086	12	1 LAP	69.55	1:47.277

**FASTEST LAP**

8	B	Benn SIMMS	Elfin 600	1:33.489	6	81.90mph	131.81kph
45	A	Dick VAN AMSTERDAM	Belgica	1:45.267	10	72.74mph	117.06kph

**NON STARTER - CAR 27**

**Weather/Track: Bright/Drying**

**These results are provisional until the conclusion of any judicial and technical matters.**

Croft

Circuit Length = 2.1270 miles.

Start: 14:19 End: 14:40

Clerk of the Course:	Timekeeper:
----------------------	-------------



**HSCC Historic Formula 3 supported by the Cubicle Centre**  
**RACE 2 - LAP ANALYSIS - Croft - 2/3 August 2014**

<b>6</b>	<b>Leif BOSSON</b>	Brabham BT28
1 - 1:51.652	6 - 1:40.673	11 - 1:39.254
2 - 1:41.029	7 - 1:41.653	12 - <b>1:39.050</b>
3 - 1:42.508	8 - 1:40.626	13 - 1:40.967
4 - 1:40.321	9 - 1:40.618	
5 - 1:41.192	10 - 1:39.875	
<b>8</b>	<b>Benn SIMMS</b>	Elfin 600
1 - 2:02.699	6 - <b>1:33.489</b>	11 - 1:35.482
2 - 1:33.560	7 - 1:33.688	12 - 1:35.409
3 - 1:38.233	8 - 1:34.331	13 - 1:34.561
4 - 1:39.348	9 - 1:34.650	
5 - 1:36.276	10 - 1:35.637	
<b>13</b>	<b>Dean FORWARD</b>	Tecno F3
1 - 1:44.341	6 - 1:35.046	11 - <b>1:33.976</b>
2 - 1:37.178	7 - 1:37.403	12 - 1:34.316
3 - 1:36.354	8 - 1:42.454	13 - 1:36.245
4 - 1:35.247	9 - 1:36.608	
5 - 1:35.489	10 - 1:35.883	
<b>16</b>	<b>Mark LINSTONE</b>	Brabham BT21
1 - 1:48.359	6 - 1:41.295	11 - 1:43.425
2 - 1:42.131	7 - 1:43.084	12 - 1:43.449
3 - 1:44.501	8 - <b>1:40.800</b>	
4 - 1:51.954P	9 - 1:42.935	
5 - 2:40.137	10 - 1:41.606	
<b>22</b>	<b>Simon ARMER</b>	March 703
1 - 1:47.196	6 - 1:37.420	11 - 1:36.875
2 - 1:39.890	7 - 1:37.534	12 - <b>1:36.558</b>
3 - 1:39.057	8 - 1:39.233	13 - 1:38.214
4 - 1:37.149	9 - 1:37.858	
5 - 1:37.548	10 - 1:38.383	
<b>34</b>	<b>Jim BLOCKLEY</b>	Brabham BT21B
1 - 1:43.431	6 - 1:37.742	11 - 1:39.239
2 - 1:39.947	7 - 1:37.628	12 - 1:41.260
3 - 1:38.509	8 - 1:46.960	13 - 1:37.870
4 - 1:38.824	9 - 1:40.425	
5 - <b>1:37.618</b>	10 - 1:38.457	

**NON STARTER - CAR 27**  
**Weather/Track: Bright/Drying**

Croft  
 Circuit Length = 2.1270 miles.  
 Start: 14:19 End: 14:40

# HSCC Historic Formula 3 supported by the Cubicle Centre

## RACE 2 - LAP ANALYSIS - Croft - 2/3 August 2014

(contd.)

<b>44</b>	<b>Peter HAMILTON</b>	Tecno
1 - 1:59.864	6 - 1:40.783	11 - 1:41.221
2 - 1:45.224	7 - 1:40.943	12 - 1:40.331
3 - 1:42.473	8 - 1:41.239	13 - 1:42.753
4 - 1:41.150	9 - 1:39.302	
5 - 1:40.550	10 - <b>1:39.253</b>	
<b>45</b>	<b>Dick VAN AMSTERDAM</b>	Belgica
1 - 1:58.808	6 - 1:46.394	11 - 1:46.156
2 - 1:46.379	7 - 1:46.149	12 - 1:45.426
3 - 1:47.473	8 - 1:46.326	
4 - 1:46.629	9 - 1:46.373	
5 - 1:46.891	10 - <b>1:45.267</b>	
<b>50</b>	<b>James TIMMS</b>	Brabham BT21B
1 - 1:50.029	6 - 1:39.647	11 - 1:39.500
2 - 1:40.940	7 - 1:38.680	12 - 1:43.705
3 - 1:41.668	8 - 1:39.903	13 - 1:40.043
4 - 1:40.686	9 - 1:39.612	
5 - <b>1:37.969</b>	10 - 1:38.232	
<b>51</b>	<b>Robert THORPE</b>	Lotus 31
1 - 1:52.081	6 - 1:40.766	11 - 1:41.916
2 - 1:43.237	7 - 1:40.151	12 - 1:40.770
3 - 1:41.862	8 - 1:46.438	13 - 1:57.524
4 - 1:43.796	9 - 1:41.469	
5 - 1:40.635	10 - <b>1:39.870</b>	
<b>52</b>	<b>Paul WAINE</b>	De Sanctis F3 69
1 - 1:43.952	6 - 1:37.457	11 - 1:38.047
2 - 1:38.281	7 - 1:37.400	12 - 1:37.316
3 - 1:37.938	8 - 1:37.919	13 - <b>1:37.176</b>
4 - 1:37.940	9 - 1:38.907	
5 - 1:37.677	10 - 1:39.869	
<b>62</b>	<b>Geoffrey O'NION</b>	Tecno F3
1 - 1:49.427	6 - <b>1:39.226</b>	11 - 1:40.123
2 - 1:41.130	7 - 1:39.244	12 - 1:39.736
3 - 1:41.620	8 - 1:40.996	13 - 1:39.823
4 - 1:42.202	9 - 1:39.859	
5 - 1:39.506	10 - 1:40.006	

NON STARTER - CAR 27  
Weather/Track: Bright/Drying

Croft  
Circuit Length = 2.1270 miles.  
Start: 14:19 End: 14:40

**HSCC Historic Formula 3 supported by the Cubicle Centre**  
**RACE 2 - LAP ANALYSIS - Croft - 2/3 August 2014**  
 (contd.)

<b>69</b>	<b>Stephen WILKINSON</b>	Brabham BT21
1 - 2:00.511	6 - 1:51.039	11 - 1:48.768
2 - 1:49.371	7 - 1:47.920	12 - 1:48.432
3 - 1:50.036	8 - <b>1:47.277</b>	
4 - 1:47.785	9 - 1:49.829	
5 - 1:49.331	10 - 1:50.787	
<b>71</b>	<b>Chris HOLLAND</b>	Brabham BT21
1 - 1:50.910	6 - 1:41.140	11 - 1:39.746
2 - 1:40.800	7 - 1:41.140	12 - <b>1:38.284</b>
3 - 1:42.136	8 - 1:41.348	13 - 1:40.921
4 - 1:41.109	9 - 1:41.532	
5 - 1:40.466	10 - 1:40.096	
<b>96</b>	<b>Keith MESSER</b>	Vesey Ford
1 - 1:50.188	6 - 1:39.457	11 - 1:37.559
2 - 1:40.951	7 - 1:36.857	12 - 1:39.522
3 - 1:44.719	8 - <b>1:36.523</b>	13 - 1:37.129
4 - 1:39.982	9 - 1:36.931	
5 - 1:41.084	10 - 1:36.675	

**NON STARTER - CAR 27**  
**Weather/Track: Bright/Drying**

**HSCC Historic Formula 3 supported by the Cubicle Centre**  
**RACE 2 - LAP CHART - Croft - 2/3 August 2014**

Lap 1			Lap 2			Lap 3			Lap 4			Lap 5		
No	Behind	Laptime	No	Behind	Laptime	No	Behind	Laptime	No	Behind	Laptime	No	Behind	Laptime
34		1:43.431	13		1:37.178	13		1:36.354	13		1:35.247	13		1:35.489
52	0.521	1:43.952	52	0.714	1:38.281	52	2.298	1:37.938	52	4.991	1:37.940	52	7.179	1:37.677
13	0.910	1:44.341	34	1.859	1:39.947	34	4.014	1:38.509	34	7.591	1:38.824	34	9.720	1:37.618
22	3.765	1:47.196	22	5.567	1:39.890	22	8.270	1:39.057	22	10.172	1:37.149	22	12.231	1:37.548
16	4.928	1:48.359	16	8.971	1:42.131	62	14.304	1:41.620	50	20.203	1:40.686	8	21.507	1:36.276
62	5.996	1:49.427	62	9.038	1:41.130	50	14.764	1:41.668	8	20.720	1:39.348	50	22.683	1:37.969
50	6.598	1:50.029	50	9.450	1:40.940	71	15.973	1:42.136	62	21.259	1:42.202	62	25.276	1:39.506
96	6.757	1:50.188	96	9.620	1:40.951	8	16.619	1:38.233	71	21.835	1:41.109	71	26.812	1:40.466
71	7.479	1:50.910	71	10.191	1:40.800	16	17.118	1:44.501	6	22.390	1:40.321	6	28.093	1:41.192
6	8.221	1:51.652	6	11.162	1:41.029	6	17.316	1:42.508	96	22.720	1:39.982	96	28.315	1:41.084
51	8.650	1:52.081	51	13.799	1:43.237	96	17.985	1:44.719	51	27.856	1:43.796	51	33.002	1:40.635
45	15.377	1:58.808	8	14.740	1:33.560	51	19.307	1:41.862	16	33.825	1:51.954P	44	40.652	1:40.550
44	16.433	1:59.864	44	23.569	1:45.224	44	29.688	1:42.473	44	35.591	1:41.150	45	57.571	1:46.891
69	17.080	2:00.511	45	23.668	1:46.379	45	34.787	1:47.473	45	46.169	1:46.629	69	1:08.425	1:49.331
8	19.268	2:02.699	69	28.363	1:49.371	69	42.045	1:50.036	69	54.583	1:47.785			

**NON STARTER - CAR 27**  
**Weather/Track: Bright/Drying**

Croft  
 Circuit Length = 2.1270 miles.  
 Start: 14:19 End: 14:40

# HSCC Historic Formula 3 supported by the Cubicle Centre

## RACE 2 - LAP CHART - Croft - 2/3 August 2014

(contd.)

Lap 6			Lap 7			Lap 8			Lap 9			Lap 10		
No	Behind	Laptime	No	Behind	Laptime	No	Behind	Laptime	No	Behind	Laptime	No	Behind	Laptime
13		1:35.046	13		1:37.403	13		1:42.454	13		1:36.608	13		1:35.883
16	1 LAP	2:40.137	16	1 LAP	1:41.295	52	5.052	1:37.919	69	1 LAP	1:47.277	8	5.908	1:35.637
52	9.590	1:37.457	52	9.587	1:37.400	16	1 LAP	1:43.084	8	6.154	1:34.650	52	11.337	1:39.869
34	12.416	1:37.742	34	12.641	1:37.628	8	8.112	1:34.331	52	7.351	1:38.907	22	15.265	1:38.383
22	14.605	1:37.420	22	14.736	1:37.534	22	11.515	1:39.233	16	1 LAP	1:40.800	69	1 LAP	1:49.829
8	19.950	1:33.489	8	16.235	1:33.688	34	17.147	1:46.960	22	12.765	1:37.858	16	1 LAP	1:42.935
50	27.284	1:39.647	50	28.561	1:38.680	50	26.010	1:39.903	34	20.964	1:40.425	34	23.538	1:38.457
62	29.456	1:39.226	62	31.297	1:39.244	96	26.249	1:36.523	96	26.572	1:36.931	96	27.364	1:36.675
96	32.726	1:39.457	96	32.180	1:36.857	62	29.839	1:40.996	50	29.014	1:39.612	50	31.363	1:38.232
71	32.906	1:41.140	71	36.643	1:41.140	71	35.537	1:41.348	62	33.090	1:39.859	62	37.213	1:40.006
6	33.720	1:40.673	6	37.970	1:41.653	6	36.142	1:40.626	6	40.152	1:40.618	6	44.144	1:39.875
51	38.722	1:40.766	51	41.470	1:40.151	51	45.454	1:46.438	71	40.461	1:41.532	71	44.674	1:40.096
44	46.389	1:40.783	44	49.929	1:40.943	44	48.714	1:41.239	51	50.315	1:41.469	51	54.302	1:39.870
45	1:08.919	1:46.394	45	1:17.665	1:46.149	45	1:21.537	1:46.326	44	51.408	1:39.302	44	54.778	1:39.253
69	1:24.418	1:51.039	69	1:34.935	1:47.920				45	1:31.302	1:46.373			

NON STARTER - CAR 27  
Weather/Track: Bright/Drying

Croft  
Circuit Length = 2.1270 miles.  
Start: 14:19 End: 14:40

**HSCC Historic Formula 3 supported by the Cubicle Centre**  
**RACE 2 - LAP CHART - Croft - 2/3 August 2014**


(contd.)

Lap 11			Lap 12			Lap 13			Lap 14			Lap 15		
No	Behind	Laptime	No	Behind	Laptime	No	Behind	Laptime	No	Behind	Laptime	No	Behind	Laptime
13		1:33.976	13		1:34.316	13		1:36.245						
45	1 LAP	1:45.267	8	8.507	1:35.409	8	6.823	1:34.561						
8	7.414	1:35.482	52	18.408	1:37.316	52	19.339	1:37.176						
52	15.408	1:38.047	45	1 LAP	1:46.156	22	22.375	1:38.214						
22	18.164	1:36.875	22	20.406	1:36.558	45	1 LAP	1:45.426						
16	1 LAP	1:41.606	34	35.745	1:41.260	96	37.037	1:37.129						
34	28.801	1:39.239	16	1 LAP	1:43.425	34	37.370	1:37.870						
96	30.947	1:37.559	96	36.153	1:39.522	16	1 LAP	1:43.449						
69	1 LAP	1:50.787	50	46.276	1:43.705	50	50.074	1:40.043						
50	36.887	1:39.500	69	1 LAP	1:48.768	62	52.358	1:39.823						
62	43.360	1:40.123	62	48.780	1:39.736	6	58.878	1:40.967						
6	49.422	1:39.254	6	54.156	1:39.050	71	59.088	1:40.921						
71	50.444	1:39.746	71	54.412	1:38.284	69	1 LAP	1:48.432						
44	1:02.023	1:41.221	44	1:08.038	1:40.331	44	1:14.546	1:42.753						
51	1:02.242	1:41.916	51	1:08.696	1:40.770	51	1:29.975	1:57.524						

**NON STARTER - CAR 27**  
**Weather/Track: Bright/Drying**

Croft  
 Circuit Length = 2.1270 miles.  
 Start: 14:19 End: 14:40

**HSCC Historic Formula 3 supported by the Cubicle Centre**  
**RACE 10 - GRID AMENDED - Croft - 2/3 August 2014**

	
ROW 1	POLE 13 FORWARD
	52 WAINE
ROW 2	22 ARMER
	96 MESSER
ROW 3	34 BLOCKLEY
	50 TIMMS
ROW 4	62 ONION
	6 BOSSON
ROW 5	71 HOLLAND
	44 HAMILTON
ROW 6	51 THORPE
	45 VAN AMSTERDAM
ROW 7	16 LINSTONE
	69 WILKINSON

**Car 8 withdrawn.**  
**Weather/Track: Bright/Drying**

Croft  
Circuit Length = 2.1270 miles.  
Start: 14:19 End: 14:40

Clerk of the Course:

Timekeeper:

**HSCC Historic Formula 3 supported by the Cubicle Centre**  
**RACE 10 - CLASSIFICATION - Croft - 2/3 August 2014**

POS	NO	CL	DRIVER	NAT	CAR	TIME	LAPS	GAP	MPH	BEST
1	13	B	Dean FORWARD		Tecno F3	20:41.505	13		80.18	1:33.779
2	22	B	Simon ARMER		March 703	20:59.137	13	17.632	79.05	1:34.714
3	96	B	Keith MESSER		Vesey Ford	21:06.501	13	24.996	78.59	1:35.584
4	34	B	Jim BLOCKLEY		Brabham BT21B	21:15.206	13	33.701	78.06	1:35.663
5	50	B	James TIMMS		Brabham BT21B	21:23.440	13	41.935	77.56	1:35.636
6	52	B	Paul WAINE		De Sanctis F3 69	21:29.571	13	48.066	77.19	1:35.299
7	6	B	Leif BOSSON		Brabham BT28	21:50.041	13	1:08.536	75.98	1:38.737
8	71	B	Chris HOLLAND		Brabham BT21	21:51.514	13	1:10.009	75.90	1:38.450
9	44	B	Peter HAMILTON		Tecno	21:52.291	13	1:10.786	75.85	1:38.160
10	51	B	Robert THORPE		Lotus 31	22:08.447	13	1:26.942	74.93	1:38.577
11	16	B	Mark LINSTONE		Brabham BT21	22:11.671	13	1:30.166	74.75	1:40.226
12	45	A	Dick VAN AMSTERDAM		Belgica	21:28.884	12	1 LAP	71.29	1:45.341
13	69	B	Stephen WILKINSON		Brabham BT21	21:29.901	12	1 LAP	71.23	1:44.281
NOT CLASSIFIED										
62	B	Geoffrey O'NION		Tecno F3	5:12.462	3	D.N.F.	73.51	1:40.762	
FASTEST LAP										
13	B	Dean FORWARD		Tecno F3	1:33.779	8	81.65mph	131.40kph		
45	A	Dick VAN AMSTERDAM		Belgica	1:45.341	9	72.69mph	116.98kph		

**NON-STARTER - CAR 8**  
**Weather/Track: Cloud/Dry**

**These results are provisional until the conclusion of any judicial and technical matters.**

Croft  
 Circuit Length = 2.1270 miles.  
 Start: 11:53 End: 12:14

Clerk of the Course:

Timekeeper:



**HSCC Historic Formula 3 supported by the Cubicle Centre**  
**RACE 10 - LAP ANALYSIS - Croft - 2/3 August 2014**

<b>6</b>	<b>Leif BOSSON</b>	Brabham BT28
1 - 1:51.195	6 - 1:39.609	11 - 1:38.785
2 - 1:41.144	7 - 1:40.952	12 - <b>1:38.737</b>
3 - 1:40.179	8 - 1:39.158	13 - 1:39.315
4 - 1:42.350	9 - 1:38.867	
5 - 1:40.439	10 - 1:39.311	
<b>13</b>	<b>Dean FORWARD</b>	Tecno F3
1 - 1:43.430	6 - 1:35.084	11 - 1:34.986
2 - 1:35.447	7 - 1:34.584	12 - 1:34.690
3 - 1:35.714	8 - <b>1:33.779</b>	13 - 1:36.399
4 - 1:34.269	9 - 1:34.027	
5 - 1:35.011	10 - 1:34.085	
<b>16</b>	<b>Mark LINSTONE</b>	Brabham BT21
1 - 1:54.764	6 - 1:41.895	11 - 1:40.915
2 - 1:41.881	7 - 1:41.273	12 - 1:41.101
3 - 1:41.465	8 - 1:40.923	13 - 1:42.015
4 - 1:43.106	9 - 1:40.249	
5 - 1:41.858	10 - <b>1:40.226</b>	
<b>22</b>	<b>Simon ARMER</b>	March 703
1 - 1:46.350	6 - 1:35.272	11 - 1:37.235
2 - 1:36.673	7 - 1:35.125	12 - 1:35.178
3 - 1:36.560	8 - 1:35.228	13 - 1:36.191
4 - 1:37.758	9 - 1:35.696	
5 - 1:37.157	10 - <b>1:34.714</b>	
<b>34</b>	<b>Jim BLOCKLEY</b>	Brabham BT21B
1 - 1:47.555	6 - <b>1:35.663</b>	11 - 1:37.560
2 - 1:37.574	7 - 1:36.187	12 - 1:39.681
3 - 1:36.883	8 - 1:35.981	13 - 1:39.897
4 - 1:38.019	9 - 1:37.479	
5 - 1:36.749	10 - 1:35.978	
<b>44</b>	<b>Peter HAMILTON</b>	Tecno
1 - 1:54.191	6 - 1:39.705	11 - 1:39.529
2 - 1:41.593	7 - 1:39.731	12 - 1:38.889
3 - 1:40.679	8 - 1:40.105	13 - 1:39.645
4 - 1:40.635	9 - <b>1:38.160</b>	
5 - 1:40.357	10 - 1:39.072	

**NON-STARTER - CAR 8**  
**Weather/Track: Cloud/Dry**

# HSCC Historic Formula 3 supported by the Cubicle Centre

## RACE 10 - LAP ANALYSIS - Croft - 2/3 August 2014

(contd.)

<b>45</b>	<b>Dick VAN AMSTERDAM</b>	Belgica
1 - 1:59.022	6 - 1:45.658	11 - 1:45.846
2 - 1:45.482	7 - 1:46.189	12 - 1:45.478
3 - 1:47.007	8 - 1:45.640	
4 - 1:47.574	9 - <b>1:45.341</b>	
5 - 1:47.331	10 - 1:48.316	
<b>50</b>	<b>James TIMMS</b>	Brabham BT21B
1 - 1:48.852	6 - 1:35.935	11 - 1:37.729
2 - 1:36.982	7 - <b>1:35.636</b>	12 - 1:40.565
3 - 1:36.630	8 - 1:38.778	13 - 1:41.026
4 - 1:38.267	9 - 1:38.158	
5 - 1:37.283	10 - 1:37.599	
<b>51</b>	<b>Robert THORPE</b>	Lotus 31
1 - 1:55.984	6 - 1:41.869	11 - 1:38.951
2 - 1:41.223	7 - 1:41.724	12 - 1:40.737
3 - 1:43.051	8 - 1:40.148	13 - 1:44.206
4 - 1:42.489	9 - 1:38.912	
5 - 1:40.576	10 - <b>1:38.577</b>	
<b>52</b>	<b>Paul WAINE</b>	De Sanctis F3 69
1 - 1:45.551	6 - 1:35.883	11 - 1:35.706
2 - 1:36.157	7 - 1:37.021	12 - 1:35.495
3 - 1:35.967	8 - <b>1:35.299</b>	13 - 1:58.105
4 - 1:36.553	9 - 1:45.814	
5 - 1:36.207	10 - 1:35.813	
<b>62</b>	<b>Geoffrey O'NION</b>	Tecno F3
1 - 1:50.323		
2 - 1:41.377		
3 - <b>1:40.762</b>		
<b>69</b>	<b>Stephen WILKINSON</b>	Brabham BT21
1 - 1:59.994	6 - 1:46.002	11 - 1:47.749
2 - 1:44.726	7 - 1:46.119	12 - 1:47.385
3 - <b>1:44.281</b>	8 - 1:49.717	
4 - 1:46.649	9 - 1:44.393	
5 - 1:47.353	10 - 1:45.533	

NON-STARTER - CAR 8  
Weather/Track: Cloud/Dry

Croft  
Circuit Length = 2.1270 miles.  
Start: 11:53 End: 12:14

**HSCC Historic Formula 3 supported by the Cubicle Centre**  
**RACE 10 - LAP ANALYSIS - Croft - 2/3 August 2014**  
 (contd.)

<b>71</b>	<b>Chris HOLLAND</b>	Brabham BT21		
1 -	1:52.534	6 -	1:39.036	11 - <b>1:38.450</b>
2 -	1:41.954	7 -	1:40.551	12 - 1:39.383
3 -	1:41.187	8 -	1:39.270	13 - 1:39.362
4 -	1:40.926	9 -	1:39.092	
5 -	1:40.131	10 -	1:39.638	
<b>96</b>	<b>Keith MESSER</b>	Vesey Ford		
1 -	1:46.700	6 -	1:35.993	11 - 1:36.800
2 -	1:37.007	7 -	1:35.925	12 - <b>1:35.584</b>
3 -	1:36.156	8 -	1:35.982	13 - 1:37.513
4 -	1:36.270	9 -	1:36.962	
5 -	1:39.645	10 -	1:35.964	

**NON-STARTER - CAR 8**  
**Weather/Track: Cloud/Dry**

**HSCC Historic Formula 3 supported by the Cubicle Centre**  
**RACE 10 - LAP CHART - Croft - 2/3 August 2014**

Lap 1			Lap 2			Lap 3			Lap 4			Lap 5		
No	Behind	Laptime	No	Behind	Laptime	No	Behind	Laptime	No	Behind	Laptime	No	Behind	Laptime
13		1:43.430	13		1:35.447	13		1:35.714	13		1:34.269	13		1:35.011
52	2.121	1:45.551	52	2.831	1:36.157	52	3.084	1:35.967	52	5.368	1:36.553	52	6.564	1:36.207
22	2.920	1:46.350	22	4.146	1:36.673	22	4.992	1:36.560	96	7.273	1:36.270	22	10.627	1:37.157
96	3.270	1:46.700	96	4.830	1:37.007	96	5.272	1:36.156	22	8.481	1:37.758	96	11.907	1:39.645
34	4.125	1:47.555	34	6.252	1:37.574	34	7.421	1:36.883	34	11.171	1:38.019	34	12.909	1:36.749
50	5.422	1:48.852	50	6.957	1:36.982	50	7.873	1:36.630	50	11.871	1:38.267	50	14.143	1:37.283
62	6.893	1:50.323	62	12.823	1:41.377	62	17.871	1:40.762	6	26.008	1:42.350	6	31.436	1:40.439
6	7.765	1:51.195	6	13.462	1:41.144	6	17.927	1:40.179	71	27.741	1:40.926	71	32.861	1:40.131
71	9.104	1:52.534	71	15.611	1:41.954	71	21.084	1:41.187	44	28.238	1:40.635	44	33.584	1:40.357
44	10.761	1:54.191	44	16.907	1:41.593	44	21.872	1:40.679	16	32.356	1:43.106	16	39.203	1:41.858
16	11.334	1:54.764	16	17.768	1:41.881	16	23.519	1:41.465	51	33.887	1:42.489	51	39.452	1:40.576
51	12.554	1:55.984	51	18.330	1:41.223	51	25.667	1:43.051	69	46.790	1:46.649	69	59.132	1:47.353
45	15.592	1:59.022	45	25.627	1:45.482	69	34.410	1:44.281	45	50.225	1:47.574	45	1:02.545	1:47.331
69	16.564	1:59.994	69	25.843	1:44.726	45	36.920	1:47.007						

**NON-STARTER - CAR 8**  
**Weather/Track: Cloud/Dry**

Croft  
 Circuit Length = 2.1270 miles.  
 Start: 11:53 End: 12:14

# HSCC Historic Formula 3 supported by the Cubicle Centre

## RACE 10 - LAP CHART - Croft - 2/3 August 2014

(contd.)

Lap 6			Lap 7			Lap 8			Lap 9			Lap 10		
No	Behind	Laptime	No	Behind	Laptime	No	Behind	Laptime	No	Behind	Laptime	No	Behind	Laptime
13		1:35.084	13		1:34.584	13		1:33.779	13		1:34.027	13		1:34.085
52	7.363	1:35.883	52	9.800	1:37.021	52	11.320	1:35.299	45	1 LAP	1:45.640	69	1 LAP	1:44.393
22	10.815	1:35.272	22	11.356	1:35.125	22	12.805	1:35.228	69	1 LAP	1:49.717	45	1 LAP	1:45.341
96	12.816	1:35.993	96	14.157	1:35.925	96	16.360	1:35.982	22	14.474	1:35.696	22	15.103	1:34.714
34	13.488	1:35.663	34	15.091	1:36.187	34	17.293	1:35.981	96	19.295	1:36.962	96	21.174	1:35.964
50	14.994	1:35.935	50	16.046	1:35.636	50	21.045	1:38.778	34	20.745	1:37.479	34	22.638	1:35.978
6	35.961	1:39.609	6	42.329	1:40.952	6	47.708	1:39.158	52	23.107	1:45.814	52	24.835	1:35.813
71	36.813	1:39.036	71	42.780	1:40.551	71	48.271	1:39.270	50	25.176	1:38.158	50	28.690	1:37.599
44	38.205	1:39.705	44	43.352	1:39.731	44	49.678	1:40.105	6	52.548	1:38.867	6	57.774	1:39.311
16	46.014	1:41.895	16	52.703	1:41.273	51	59.746	1:40.148	71	53.336	1:39.092	44	58.798	1:39.072
51	46.237	1:41.869	51	53.377	1:41.724	16	59.847	1:40.923	44	53.811	1:38.160	71	58.889	1:39.638
69	1:10.050	1:46.002	69	1:21.585	1:46.119				51	1:04.631	1:38.912	51	1:09.123	1:38.577
45	1:13.119	1:45.658	45	1:24.724	1:46.189				16	1:06.069	1:40.249	16	1:12.210	1:40.226

NON-STARTER - CAR 8  
Weather/Track: Cloud/Dry

Croft  
Circuit Length = 2.1270 miles.  
Start: 11:53 End: 12:14

**HSCC Historic Formula 3 supported by the Cubicle Centre**  
**RACE 10 - LAP CHART - Croft - 2/3 August 2014**

(contd.)

Lap 11			Lap 12			Lap 13			Lap 14			Lap 15		
No	Behind	Laptime	No	Behind	Laptime	No	Behind	Laptime	No	Behind	Laptime	No	Behind	Laptime
13		1:34.986	13		1:34.690	13		1:36.399						
22	17.352	1:37.235	22	17.840	1:35.178	22	17.632	1:36.191						
96	22.988	1:36.800	96	23.882	1:35.584	96	24.996	1:37.513						
69	1 LAP	1:45.533	52	26.360	1:35.495	34	33.701	1:39.897						
34	25.212	1:37.560	34	30.203	1:39.681	50	41.935	1:41.026						
52	25.555	1:35.706	50	37.308	1:40.565	45	1 LAP	1:45.478						
45	1 LAP	1:48.316	69	1 LAP	1:47.749	52	48.066	1:58.105						
50	31.433	1:37.729	45	1 LAP	1:45.846	69	1 LAP	1:47.385						
6	1:01.573	1:38.785	6	1:05.620	1:38.737	6	1:08.536	1:39.315						
71	1:02.353	1:38.450	71	1:07.046	1:39.383	71	1:10.009	1:39.362						
44	1:03.341	1:39.529	44	1:07.540	1:38.889	44	1:10.786	1:39.645						
51	1:13.088	1:38.951	51	1:19.135	1:40.737	51	1:26.942	1:44.206						
16	1:18.139	1:40.915	16	1:24.550	1:41.101	16	1:30.166	1:42.015						

**NON-STARTER - CAR 8**  
**Weather/Track: Cloud/Dry**

Croft  
 Circuit Length = 2.1270 miles.  
 Start: 11:53 End: 12:14

**HSCC/FJHRA Millers Oils Historic Formula Junior  
RACE 3 - QUALIFYING - Croft - 2/3 August 2014**

POS	NO	CL	DRIVER	NAT	CAR	TIME	LAPS	GAP	MPH
1	163	E1	Jonathan MILICEVIC		Cooper T59	1:42.748	8		74.52
2	75	E1	Peter MORTON		Lightning Envoyette	1:45.284	7	2.536	72.72
3	82	E1	Andrew GARSIDE		Lotus 20	1:46.078	7	3.330	72.18
4	1	B2	Mark WOODHOUSE		Elva 100	1:49.987	7	7.239	69.61
5	65	E1	George COOPER		Cooper T59	1:52.613	7	9.865	67.99
6	84	E1	Jack WOODHOUSE		Lotus 20/22	1:52.834	2	10.086	67.86
7	29	B2	William GRIMSHAW		Moorland Mk1	1:54.092	7	11.344	67.11
8	81	D2	Stephen FUTTER		Lotus 20	1:55.693	7	12.945	66.18
9	76	E1	John REES		Lotus 22	1:55.706	7	12.958	66.17
10	80	E1	Philip INGLE		Lotus 20/22	1:56.795	7	14.047	65.56
11	98	E1	Christopher MERRICK		Cooper T59	1:57.447	7	14.699	65.19
12	176	E1	Vernon WILLIAMSON		Ausper T3	1:57.851	7	15.103	64.97
13	32	C2	Colin NURSEY		Lotus 18	1:58.448	7	15.700	64.64
14	40	C2	Chris WILKS		Deep Sanderson DS104	2:03.402	7	20.654	62.05
15	28	A	Michael ASHLEY-BROWN		Volpini-Fiat	2:06.038	6	23.290	60.75
16	36	B2	David BISHOP		Elva 100	2:07.133	6	24.385	60.23
17	77	E2	Peter WILLIAMS		Brabham BT6	2:07.406	7	24.658	60.10

**CAR 84 - ONLY COMPLETED 2 TIMED LAPS**

**Weather/Track: Cloud/Damp**

**These results are provisional until the conclusion of any judicial and technical matters.**

Croft

Circuit Length = 2.1270 miles.

Start: 10:18 End: 10:37

Clerk of the Course:

Timekeeper:

**HSCC/FJHRA Millers Oils Historic Formula Junior  
RACE 3 - QUALIFYING LAP ANALYSIS - Croft - 2/3 August 2014**

<b>1</b>	<b>Mark WOODHOUSE</b>	Elva 100
1 -	X:00.000	6 - 1:51.863
2 -	1:59.962	7 - <b>1:49.987</b>
3 -	1:57.260	
4 -	7:33.987	
5 -	1:51.231	
<b>28</b>	<b>Michael ASHLEY-BROWN</b>	Volpini-Fiat
1 -	X:00.000	6 - <b>2:06.038</b>
2 -	2:20.014	
3 -	8:52.784	
4 -	2:10.882	
5 -	2:07.044	
<b>29</b>	<b>William GRIMSHAW</b>	Moorland Mk1
1 -	X:00.000	6 - 1:59.253
2 -	2:05.719	7 - <b>1:54.092</b>
3 -	2:06.278	
4 -	7:07.529	
5 -	1:59.820	
<b>32</b>	<b>Colin NURSEY</b>	Lotus 18
1 -	X:00.000	6 - 2:00.846
2 -	2:06.491	7 - <b>1:58.448</b>
3 -	2:06.316	
4 -	7:03.540	
5 -	2:00.497	
<b>36</b>	<b>David BISHOP</b>	Elva 100
1 -	X:00.000	6 - <b>2:07.133</b>
2 -	2:19.737	
3 -	8:55.357	
4 -	2:11.617	
5 -	2:09.619	
<b>40</b>	<b>Chris WILKS</b>	Deep Sanderson DS104
1 -	X:00.000	6 - 2:09.311
2 -	2:10.120	7 - <b>2:03.402</b>
3 -	2:12.190	
4 -	6:58.521	
5 -	2:08.094	

**CAR 84 - ONLY COMPLETED 2 TIMED LAPS**  
Weather/Track: Cloud/Damp



**HSCC/FJHRA Millers Oils Historic Formula Junior**  
**RACE 3 - QUALIFYING LAP ANALYSIS - Croft - 2/3 August 2014**  
 (contd.)

<b>65</b>	<b>George COOPER</b>	Cooper T59
1 -	X:00.000	6 - 1:57.069
2 -	1:59.970	7 - <b>1:52.613</b>
3 -	1:57.072	
4 -	7:43.089	
5 -	1:54.764	
<b>75</b>	<b>Peter MORTON</b>	Lightning Envoyette
1 -	X:00.000	6 - 1:45.842
2 -	1:57.251	7 - 1:45.305
3 -	1:54.687	
4 -	7:18.098	
5 -	<b>1:45.284</b>	
<b>76</b>	<b>John REES</b>	Lotus 22
1 -	X:00.000	6 - 1:57.810
2 -	2:09.516	7 - <b>1:55.706</b>
3 -	2:02.867	
4 -	6:48.478	
5 -	2:01.340	
<b>77</b>	<b>Peter WILLIAMS</b>	Brabham BT6
1 -	X:00.000	6 - 2:09.135
2 -	2:17.914	7 - <b>2:07.406</b>
3 -	2:22.193	
4 -	6:41.563	
5 -	2:11.142	
<b>80</b>	<b>Philip INGLE</b>	Lotus 20/22
1 -	X:00.000	6 - 1:59.527
2 -	2:09.209	7 - <b>1:56.795</b>
3 -	2:06.993	
4 -	7:27.707	
5 -	2:01.939	
<b>81</b>	<b>Stephen FUTTER</b>	Lotus 20
1 -	X:00.000	6 - 2:02.082
2 -	2:06.367	7 - <b>1:55.693</b>
3 -	2:07.207	
4 -	7:13.736	
5 -	2:00.145	

**CAR 84 - ONLY COMPLETED 2 TIMED LAPS**  
**Weather/Track: Cloud/Damp**

**HSCC/FJHRA Millers Oils Historic Formula Junior**  
**RACE 3 - QUALIFYING LAP ANALYSIS - Croft - 2/3 August 2014**  
 (contd.)


<b>82</b>	<b>Andrew GARSIDE</b>	Lotus 20
1 - X:00.000	6 - 1:46.968	
2 - 1:57.152	7 - <b>1:46.078</b>	
3 - 1:54.156		
4 - 7:49.904		
5 - 1:51.334		
<b>84</b>	<b>Jack WOODHOUSE</b>	Lotus 20/22
1 - X:00.000		
2 - <b>1:52.834</b>		
<b>98</b>	<b>Christopher MERRICK</b>	Cooper T59
1 - X:00.000	6 - 1:59.731	
2 - 2:06.056	7 - <b>1:57.447</b>	
3 - 2:08.292		
4 - 7:09.745		
5 - 1:59.546		
<b>163</b>	<b>Jonathan MILICEVIC</b>	Cooper T59
1 - X:00.000	6 - 1:42.750	
2 - 1:50.395	7 - 1:44.142	
3 - 1:47.095	8 - 1:43.623	
4 - 7:42.082		
5 - <b>1:42.748</b>		
<b>176</b>	<b>Vernon WILLIAMSON</b>	Ausper T3
1 - X:00.000	6 - 1:59.424	
2 - 2:11.594	7 - <b>1:57.851</b>	
3 - 2:11.293		
4 - 6:47.076		
5 - 2:02.507		

**CAR 84 - ONLY COMPLETED 2 TIMED LAPS**  
**Weather/Track: Cloud/Damp**

**HSCC/FJHRA Millers Oils Historic Formula Junior  
RACE 3 & 11 - GRID - Croft - 2/3 August 2014**

ROW 9	77 WILLIAMS	36 BISHOP
ROW 8	28 ASHLEY-BROWN	40 WILKS
ROW 7	32 NURSEY	176 WILLIAMSON
ROW 6	98 MERRICK	80 INGLE
ROW 5	76 REES	81 FUTTER
ROW 4	29 GRIMSHAW	84 WOODHOUSE
ROW 3	65 COOPER	1 WOODHOUSE
ROW 2	82 GARSIDE	75 MORTON
ROW 1	163 MILICEVIC	

**POLE**



**CAR 84 - ONLY COMPLETED 2 TIMED LAPS**

**Weather/Track: Cloud/Damp**

**These results are provisional until the conclusion of any judicial and technical matters.**

Croft

Circuit Length = 2.1270 miles.

Start: 10:18 End: 10:37

Clerk of the Course:

Timekeeper:

**HSCC/FJHRA Millers Oils Historic Formula Junior  
RACE 3 - CLASSIFICATION AMENDED - Croft - 2/3 August 2014**

POS	NO	CL	DRIVER	NAT	CAR	TIME	LAPS	GAP	MPH	BEST
1	163	E1	Jonathan MILICEVIC		Cooper T59	17:17.364	9		66.43	1:36.397
2	84	E1	Jack WOODHOUSE		Lotus 20/22	17:55.599	9	38.235	64.07	1:37.523
3	82	E1	Andrew GARSIDE		Lotus 20	18:22.181	9	1:04.817	62.52	1:39.907
4	1	B2	Mark WOODHOUSE		Elva 100	18:22.268	9	1:04.904	62.52	1:43.194
5	75	E1	Peter MORTON		Lightning Envoyette	18:23.112	9	1:05.748	62.47	1:37.935
6	65	E1	George COOPER		Cooper T59	19:15.612	9	1:58.248	59.63	1:47.473
7	81	D2	Stephen FUTTER		Lotus 20	17:34.068	8	1 LAP	58.11	1:48.737
8	98	E1	Christopher MERRICK		Cooper T59	17:35.175	8	1 LAP	58.05	1:48.978
9	76	E1	John REES		Lotus 22	17:40.718	8	1 LAP	57.75	1:47.516
10	29	B2	William GRIMSHAW		Moorland Mk1	17:49.684	8	1 LAP	57.26	1:48.398
11	40	C2	Chris WILKS		Deep Sanderson DS104	18:12.737	8	1 LAP	56.05	1:50.157
12	176	D2	Vernon WILLIAMSON		Ausper T3	18:14.799	8	1 LAP	55.95	1:50.620
13	32	C2	Colin NURSEY		Lotus 18	18:29.239	8	1 LAP	55.22	1:50.692
14	28	A	Michael ASHLEY-BROWN		Volpini-Fiat	19:33.160	8	1 LAP	52.21	2:01.370
15	77	E2	Peter WILLIAMS		Brabham BT6	19:35.297	8	1 LAP	52.12	1:59.039
16	36	B2	David BISHOP		Elva 100	16:53.395	7	2 LAPS	52.89	2:00.841

NOT CLASSIFIED

80	E1	Philip INGLE		Lotus 20/22	8:42.402	4	D.N.F.	58.63	1:47.084
----	----	--------------	--	-------------	----------	---	--------	-------	----------

FASTEST LAP

163	E1	Jonathan MILICEVIC		Cooper T59	1:36.397	2	79.43mph	127.83kph
1	B2	Mark WOODHOUSE		Elva 100	1:43.194	2	74.20mph	119.41kph
81	D2	Stephen FUTTER		Lotus 20	1:48.737	2	70.41mph	113.32kph
40	C2	Chris WILKS		Deep Sanderson DS104	1:50.157	2	69.51mph	111.86kph
77	E2	Peter WILLIAMS		Brabham BT6	1:59.039	2	64.32mph	103.52kph
28	A	Michael ASHLEY-BROWN		Volpini-Fiat	2:01.370	2	63.09mph	101.53kph

Classification after 9 laps, regulation Q.17.4 refers.

Weather/Track: Rain/Wet

These results are provisional until the conclusion of any judicial and technical matters.

Croft

Circuit Length = 2.1270 miles.

Start: 14:56 End: 15:16

Clerk of the Course:

Timekeeper:

**HSCC/FJHRA Millers Oils Historic Formula Junior  
RACE 3 - LAP ANALYSIS - Croft - 2/3 August 2014**

<b>1</b>	<b>Mark WOODHOUSE</b>	Elva 100
1 -	1:48.007	6 - 2:10.331
2 -	<b>1:43.194</b>	7 - 2:11.080
3 -	1:46.274	8 - 2:13.681
4 -	1:58.636	9 - 2:22.978
5 -	2:08.087	
<b>28</b>	<b>Michael ASHLEY-BROWN</b>	Volpini-Fiat
1 -	2:09.182	6 - 2:31.352
2 -	<b>2:01.370</b>	7 - 2:38.294
3 -	2:15.332	8 - 2:49.472
4 -	2:32.860	
5 -	2:35.298	
<b>29</b>	<b>William GRIMSHAW</b>	Moorland Mk1
1 -	1:59.278	6 - 2:26.138
2 -	<b>1:48.398</b>	7 - 2:26.444
3 -	1:55.303	8 - 2:34.903
4 -	2:12.972	9 - 2:45.567
5 -	2:26.248	
<b>32</b>	<b>Colin NURSEY</b>	Lotus 18
1 -	2:01.079	6 - 2:25.615
2 -	<b>1:50.692</b>	7 - 2:31.366
3 -	2:02.586	8 - 2:45.280
4 -	2:25.329	9 - 3:06.598
5 -	2:27.292	
<b>36</b>	<b>David BISHOP</b>	Elva 100
1 -	2:10.091	6 - 2:34.629
2 -	<b>2:00.841</b>	7 - 2:41.416
3 -	2:13.569	8 - 2:51.809
4 -	2:34.053	
5 -	2:38.796	
<b>40</b>	<b>Chris WILKS</b>	Deep Sanderson DS104
1 -	2:00.770	6 - 2:23.265
2 -	<b>1:50.157</b>	7 - 2:26.466
3 -	2:19.107	8 - 2:38.712
4 -	2:16.022	9 - 2:46.669
5 -	2:18.238	

Weather/Track: Rain/Wet

www.mstworld.com

Page 1 of 3

Croft  
Circuit Length = 2.1270 miles.  
Start: 14:56 End: 15:16

Printed - 15:19 Saturday, 02 August 2014

**HSCC/FJHRA Millers Oils Historic Formula Junior**  
**RACE 3 - LAP ANALYSIS - Croft - 2/3 August 2014**  
 (contd.)

<b>65</b>	<b>George COOPER</b>	Cooper T59
1 -	1:55.659	6 - 2:13.047
2 -	<b>1:47.473</b>	7 - 2:13.387
3 -	1:52.730	8 - 2:21.899
4 -	2:04.668	9 - 2:30.800
5 -	2:15.949	
<b>75</b>	<b>Peter MORTON</b>	Lightning Envoyette
1 -	1:43.163	6 - 2:14.045
2 -	<b>1:37.935</b>	7 - 2:10.819
3 -	1:43.785	8 - 2:16.472
4 -	2:01.692	9 - 2:24.609
5 -	2:10.592	10 - 2:37.484
<b>76</b>	<b>John REES</b>	Lotus 22
1 -	1:57.354	6 - 2:18.640
2 -	<b>1:47.516</b>	7 - 2:19.993
3 -	1:52.447	8 - 2:39.368
4 -	2:24.063	9 - 2:43.137
5 -	2:21.337	
<b>77</b>	<b>Peter WILLIAMS</b>	Brabham BT6
1 -	2:14.511	6 - 2:32.551
2 -	<b>1:59.039</b>	7 - 2:32.982
3 -	2:14.288	8 - 2:49.950
4 -	2:32.570	
5 -	2:39.406	
<b>80</b>	<b>Philip INGLE</b>	Lotus 20/22
1 -	1:58.141	
2 -	<b>1:47.084</b>	
3 -	1:53.498	
4 -	3:03.679P	
<b>81</b>	<b>Stephen FUTTER</b>	Lotus 20
1 -	1:57.417	6 - 2:22.741
2 -	<b>1:48.737</b>	7 - 2:20.602
3 -	1:54.330	8 - 2:34.304
4 -	2:12.527	9 - 2:39.989
5 -	2:23.410	

Weather/Track: Rain/Wet

**HSCC/FJHRA Millers Oils Historic Formula Junior**  
**RACE 3 - LAP ANALYSIS - Croft - 2/3 August 2014**  
 (contd.)

<b>82</b>	<b>Andrew GARSIDE</b>	Lotus 20
1 -	1:48.886	6 - 2:10.627
2 -	<b>1:39.907</b>	7 - 2:11.186
3 -	1:40.592	8 - 2:20.264
4 -	1:56.671	9 - 2:24.511
5 -	2:09.537	10 - 2:43.238
<b>84</b>	<b>Jack WOODHOUSE</b>	Lotus 20/22
1 -	1:43.928	6 - 2:06.988
2 -	<b>1:37.523</b>	7 - 2:06.628
3 -	1:42.204	8 - 2:11.757
4 -	1:56.581	9 - 2:24.918
5 -	2:05.072	10 - 2:33.535
<b>98</b>	<b>Christopher MERRICK</b>	Cooper T59
1 -	2:05.290	6 - 2:19.205
2 -	<b>1:48.978</b>	7 - 2:19.801
3 -	1:58.752	8 - 2:32.945
4 -	2:12.027	9 - 2:31.697
5 -	2:18.177	
<b>163</b>	<b>Jonathan MILICEVIC</b>	Cooper T59
1 -	1:41.314	6 - 2:01.687
2 -	<b>1:36.397</b>	7 - 2:03.913
3 -	1:39.580	8 - 2:03.806
4 -	1:53.426	9 - 2:12.928
5 -	2:04.313	10 - 2:18.354
<b>176</b>	<b>Vernon WILLIAMSON</b>	Ausper T3
1 -	2:02.036	6 - 2:26.065
2 -	<b>1:50.620</b>	7 - 2:27.712
3 -	2:02.419	8 - 2:35.032
4 -	2:25.113	9 - 3:04.092
5 -	2:25.802	

Weather/Track: Rain/Wet

www.mstworld.com

Page 3 of 3

Croft  
 Circuit Length = 2.1270 miles.  
 Start: 14:56 End: 15:16

Printed - 15:19 Saturday, 02 August 2014

**HSCC/FJHRA Millers Oils Historic Formula Junior  
RACE 3 - LAP CHART - Croft - 2/3 August 2014**

Lap 1			Lap 2			Lap 3			Lap 4			Lap 5		
No	Behind	Laptime	No	Behind	Laptime	No	Behind	Laptime	No	Behind	Laptime	No	Behind	Laptime
163		1:41.314	163		1:36.397	163		1:39.580	163		1:53.426	163		2:04.313
75	1.849	1:43.163	75	3.387	1:37.935	84	6.364	1:42.204	84	9.519	1:56.581	36	1 LAP	2:34.053
84	2.614	1:43.928	84	3.740	1:37.523	75	7.592	1:43.785	82	15.339	1:56.671	28	1 LAP	2:32.860
1	6.693	1:48.007	82	11.082	1:39.907	82	12.094	1:40.592	75	15.858	2:01.692	77	1 LAP	2:32.570
82	7.572	1:48.886	1	13.490	1:43.194	1	20.184	1:46.274	1	25.394	1:58.636	84	10.278	2:05.072
65	14.345	1:55.659	65	25.421	1:47.473	65	38.571	1:52.730	65	49.813	2:04.668	82	20.563	2:09.537
76	16.040	1:57.354	76	27.159	1:47.516	76	40.026	1:52.447	81	1:02.294	2:12.527	75	22.137	2:10.592
81	16.103	1:57.417	80	27.514	1:47.084	80	41.432	1:53.498	29	1:05.234	2:12.972	1	29.168	2:08.087
80	16.827	1:58.141	81	28.443	1:48.737	81	43.193	1:54.330	76	1:10.663	2:24.063	65	1:01.449	2:15.949
29	17.964	1:59.278	29	29.965	1:48.398	29	45.688	1:55.303	98	1:14.330	2:12.027	81	1:21.391	2:23.410
40	19.456	2:00.770	40	33.216	1:50.157	98	55.729	1:58.752	32	1:28.969	2:25.329	29	1:27.169	2:26.248
32	19.765	2:01.079	32	34.060	1:50.692	32	57.066	2:02.586	176	1:29.471	2:25.113	76	1:27.687	2:21.337
176	20.722	2:02.036	176	34.945	1:50.620	176	57.784	2:02.419	40	1:35.339	2:16.022	98	1:28.194	2:18.177
98	23.976	2:05.290	98	36.557	1:48.978	40	1:12.743	2:19.107	80	1:51.685	3:03.679P	40	1:49.264	2:18.238
28	27.868	2:09.182	28	52.841	2:01.370	36	1:27.210	2:13.569				176	1:50.960	2:25.802
36	28.777	2:10.091	36	53.221	2:00.841	28	1:28.593	2:15.332				32	1:51.948	2:27.292
77	33.197	2:14.511	77	55.839	1:59.039	77	1:30.547	2:14.288						

Weather/Track: Rain/Wet

www.mstworld.com

Page 1 of 2

Croft  
Circuit Length = 2.1270 miles.  
Start: 14:56 End: 15:16

Printed - 15:19 Saturday, 02 August 2014



**HSCC/FJHRA Millers Oils Historic Formula Junior  
RACE 3 - LAP CHART - Croft - 2/3 August 2014**

(contd.)

Lap 6			Lap 7			Lap 8			Lap 9			Lap 10		
No	Behind	Laptime	No	Behind	Laptime	No	Behind	Laptime	No	Behind	Laptime	No	Behind	Laptime
163		2:01.687	163		2:03.913	163		2:03.806	163		2:12.928	163		2:18.354
84	15.579	2:06.988	40	1 LAP	2:23.265	29	1 LAP	2:26.444	81	1 LAP	2:34.304	36	2 LAPS	2:51.809
82	29.503	2:10.627	176	1 LAP	2:26.065	84	26.245	2:11.757	98	1 LAP	2:32.945	98	1 LAP	2:31.697
75	34.495	2:14.045	32	1 LAP	2:25.615	40	1 LAP	2:26.466	76	1 LAP	2:39.368	81	1 LAP	2:39.989
28	1 LAP	2:35.298	84	18.294	2:06.628	176	1 LAP	2:27.712	29	1 LAP	2:34.903	76	1 LAP	2:43.137
1	37.812	2:10.331	82	36.776	2:11.186	32	1 LAP	2:31.366	84	38.235	2:24.918	84	53.416	2:33.535
36	1 LAP	2:38.796	75	41.401	2:10.819	82	53.234	2:20.264	40	1 LAP	2:38.712	29	1 LAP	2:45.567
77	1 LAP	2:39.406	1	44.979	2:11.080	75	54.067	2:16.472	176	1 LAP	2:35.032	40	1 LAP	2:46.669
65	1:12.809	2:13.047	28	1 LAP	2:31.352	1	54.854	2:13.681	82	1:04.817	2:24.511	75	1:24.878	2:37.484
81	1:42.445	2:22.741	36	1 LAP	2:34.629	28	1 LAP	2:38.294	1	1:04.904	2:22.978	82	1:29.701	2:43.238
76	1:44.640	2:18.640	77	1 LAP	2:32.551	65	1:40.376	2:21.899	75	1:05.748	2:24.609	176	1 LAP	3:04.092
98	1:45.712	2:19.205	65	1:22.283	2:13.387	77	1 LAP	2:32.982	32	1 LAP	2:45.280	32	1 LAP	3:06.598
29	1:51.620	2:26.138	81	1:59.134	2:20.602	36	1 LAP	2:41.416	65	1:58.248	2:30.800			
			76	2:00.720	2:19.993				28	1 LAP	2:49.472			
			98	2:01.600	2:19.801				77	1 LAP	2:49.950			

Weather/Track: Rain/Wet

www.mstworld.com

Page 2 of 2

Croft  
Circuit Length = 2.1270 miles.  
Start: 14:56 End: 15:16

Printed - 15:19 Saturday, 02 August 2014

# HSCC/FJHRA Millers Oils Historic Formula Junior

## RACE 11 - CLASSIFICATION - Croft - 2/3 August 2014

POS	NO	CL	DRIVER	NAT	CAR	TIME	LAPS	GAP	MPH	BEST
1	163	E1	Jonathan MILICEVIC		Cooper T59	20:40.869	13		80.22	1:33.887
2	84	E1	Jack WOODHOUSE		Lotus 20/22	20:53.907	13	13.038	79.38	1:33.176
3	75	E1	Peter MORTON		Lightning Envoyette	21:26.731	13	45.862	77.36	1:37.865
4	1	B2	Mark WOODHOUSE		Elva 100	20:56.461	12	1 LAP	73.13	1:43.681
5	76	E1	John REES		Lotus 22	21:06.117	12	1 LAP	72.57	1:42.590
6	65	E1	George COOPER		Cooper T59	21:10.474	12	1 LAP	72.32	1:44.273
7	81	D2	Stephen FUTTER		Lotus 20	21:18.292	12	1 LAP	71.88	1:43.281
8	80	E1	Philip INGLE		Lotus 20/22	21:30.367	12	1 LAP	71.21	1:44.006
9	98	E1	Christopher MERRICK		Cooper T59	21:48.648	12	1 LAP	70.21	1:46.152
10	176	D2	Vernon WILLIAMSON		Ausper T3	21:52.111	12	1 LAP	70.02	1:46.972
11	32	C2	Colin NURSEY		Lotus 18	21:52.239	12	1 LAP	70.02	1:46.989
12	40	C2	Chris WILKS		Deep Sanderson DS104	22:00.544	12	1 LAP	69.58	1:47.601
13	29	B2	William GRIMSHAW		Moorland Mk1	20:40.972	11	2 LAPS	67.87	1:47.925
14	36	B2	David BISHOP		Elva 100	22:03.053	11	2 LAPS	63.66	1:57.959
15	28	A	Michael ASHLEY-BROWN		Volpini-Fiat	22:04.523	11	2 LAPS	63.59	1:57.596
16	77	E2	Peter WILLIAMS		Brabham BT6	22:17.073	11	2 LAPS	62.99	1:58.071

### NOT CLASSIFIED

82	E1	Andrew GARSIDE		Lotus 20		0	D.N.F.	N/A
----	----	----------------	--	----------	--	---	--------	-----

### FASTEST LAP

84	E1	Jack WOODHOUSE		Lotus 20/22	1:33.176	4	82.18mph	132.25kph
81	D2	Stephen FUTTER		Lotus 20	1:43.281	11	74.13mph	119.31kph
1	B2	Mark WOODHOUSE		Elva 100	1:43.681	6	73.85mph	118.85kph
32	C2	Colin NURSEY		Lotus 18	1:46.989	9	71.57mph	115.18kph
28	A	Michael ASHLEY-BROWN		Volpini-Fiat	1:57.596	8	65.11mph	104.79kph
77	E2	Peter WILLIAMS		Brabham BT6	1:58.071	10	64.85mph	104.37kph

Weather/Track: Bright/Dry

These results are provisional until the conclusion of any judicial and technical matters.

Croft

Circuit Length = 2.1270 miles.

Start: 12:35 End: 12:55

Clerk of the Course:

Timekeeper:

# HSCC/FJHRA Millers Oils Historic Formula Junior

## RACE 11 - LAP ANALYSIS - Croft - 2/3 August 2014

<b>1</b>	<b>Mark WOODHOUSE</b>	Elva 100
1 - 1:49.798	6 - <b>1:43.681</b>	11 - 1:45.094
2 - 1:44.355	7 - 1:44.802	12 - 1:44.261
3 - 1:44.157	8 - 1:44.008	
4 - 1:43.886	9 - 1:44.691	
5 - 1:43.865	10 - 1:43.863	
<b>28</b>	<b>Michael ASHLEY-BROWN</b>	Volpini-Fiat
1 - 2:08.227	6 - 1:57.843	11 - 1:58.758
2 - 2:00.720	7 - 1:59.484	
3 - 2:03.688	8 - <b>1:57.596</b>	
4 - 2:01.610	9 - 1:59.330	
5 - 1:58.628	10 - 1:58.639	
<b>29</b>	<b>William GRIMSHAW</b>	Moorland Mk1
1 - 2:03.053	6 - 1:48.184	11 - 1:53.979
2 - 1:49.433	7 - 1:52.678	
3 - 1:50.891	8 - 1:55.873	
4 - 1:49.040	9 - 1:58.128	
5 - <b>1:47.925</b>	10 - 1:51.788	
<b>32</b>	<b>Colin NURSEY</b>	Lotus 18
1 - 1:59.172	6 - 1:47.671	11 - 1:48.466
2 - 1:50.538	7 - 1:47.999	12 - 1:47.680
3 - 1:49.316	8 - 1:47.278	
4 - 1:50.696	9 - <b>1:46.989</b>	
5 - 1:47.911	10 - 1:48.523	
<b>36</b>	<b>David BISHOP</b>	Elva 100
1 - 2:10.998	6 - 1:58.317	11 - 1:58.862
2 - 1:59.181	7 - 1:58.921	
3 - 2:01.424	8 - 1:58.983	
4 - 2:01.314	9 - <b>1:57.959</b>	
5 - 1:58.916	10 - 1:58.178	
<b>40</b>	<b>Chris WILKS</b>	Deep Sanderson DS104
1 - 2:00.922	6 - 1:48.239	11 - 1:49.159
2 - 1:50.647	7 - 1:49.286	12 - 1:48.865
3 - 1:50.115	8 - <b>1:47.601</b>	
4 - 1:49.903	9 - 1:50.075	
5 - 1:47.712	10 - 1:48.020	

Weather/Track: Bright/Dry

www.mstworld.com

Page 1 of 3

Croft  
Circuit Length = 2.1270 miles.  
Start: 12:35 End: 12:55

Printed - 12:58 Sunday, 03 August 2014

**HSCC/FJHRA Millers Oils Historic Formula Junior**  
**RACE 11 - LAP ANALYSIS - Croft - 2/3 August 2014**  
 (contd.)

<b>65</b>	<b>George COOPER</b>	Cooper T59
1 - 1:51.949	6 - <b>1:44.273</b>	11 - 1:45.863
2 - 1:44.797	7 - 1:44.335	12 - 1:45.489
3 - 1:45.850	8 - 1:45.499	
4 - 1:45.176	9 - 1:45.415	
5 - 1:44.863	10 - 1:46.965	
<b>75</b>	<b>Peter MORTON</b>	Lightning Envoyette
1 - 1:42.832	6 - 1:39.072	11 - 1:40.649
2 - 1:38.529	7 - 1:38.314	12 - 1:37.899
3 - 1:38.187	8 - <b>1:37.865</b>	13 - 1:38.430
4 - 1:38.641	9 - 1:37.935	
5 - 1:39.771	10 - 1:38.607	
<b>76</b>	<b>John REES</b>	Lotus 22
1 - 1:55.578	6 - 1:45.280	11 - <b>1:42.590</b>
2 - 1:45.902	7 - 1:43.669	12 - 1:44.848
3 - 1:46.445	8 - 1:43.768	
4 - 1:43.385	9 - 1:45.328	
5 - 1:44.088	10 - 1:45.236	
<b>77</b>	<b>Peter WILLIAMS</b>	Brabham BT6
1 - 2:15.257	6 - 1:59.589	11 - 1:59.535
2 - 2:00.597	7 - 1:58.619	
3 - 2:01.763	8 - 1:59.647	
4 - 2:03.504	9 - 2:01.595	
5 - 1:58.896	10 - <b>1:58.071</b>	
<b>80</b>	<b>Philip INGLE</b>	Lotus 20/22
1 - 2:07.894	6 - 1:44.983	11 - 1:44.335
2 - 1:45.636	7 - <b>1:44.006</b>	12 - 1:45.657
3 - 1:48.327	8 - 1:46.356	
4 - 1:45.176	9 - 1:46.607	
5 - 1:44.498	10 - 1:46.892	
<b>81</b>	<b>Stephen FUTTER</b>	Lotus 20
1 - 1:53.159	6 - 1:45.540	11 - <b>1:43.281</b>
2 - 1:47.598	7 - 1:46.270	12 - 1:45.200
3 - 1:48.056	8 - 1:44.589	
4 - 1:47.574	9 - 1:46.392	
5 - 1:45.555	10 - 1:45.078	

Weather/Track: Bright/Dry

www.mstworld.com

Page 2 of 3

Croft  
 Circuit Length = 2.1270 miles.  
 Start: 12:35 End: 12:55  
 Printed - 12:58 Sunday, 03 August 2014

**HSCC/FJHRA Millers Oils Historic Formula Junior**  
**RACE 11 - LAP ANALYSIS - Croft - 2/3 August 2014**  
 (contd.)

<b>82</b>	<b>Andrew GARSIDE</b>	Lotus 20
1 - 1:40.306    6 - 1:35.915    11 - 1:35.990 2 - 1:35.030    7 - 1:34.800    12 - 1:35.911 3 - 1:34.059    8 - 1:39.149    13 - 1:35.387 4 - <b>1:33.176</b> 9 - 1:36.377 5 - 1:40.693    10 - 1:37.114		
<b>84</b>	<b>Jack WOODHOUSE</b>	Lotus 20/22
1 - 2:04.338    6 - <b>1:46.152</b> 11 - 1:47.037 2 - 1:48.778    7 - 1:47.067    12 - 1:47.997 3 - 1:49.177    8 - 1:46.919 4 - 1:47.187    9 - 1:48.170 5 - 1:46.625    10 - 1:49.201		
<b>98</b>	<b>Christopher MERRICK</b>	Cooper T59
1 - 1:39.954    6 - <b>1:33.887</b> 11 - 1:37.167 2 - 1:34.923    7 - 1:34.674    12 - 1:35.469 3 - 1:34.212    8 - 1:35.115    13 - 1:35.284 4 - 1:34.356    9 - 1:35.863 5 - 1:34.767    10 - 1:35.198		
<b>163</b>	<b>Jonathan MILICEVIC</b>	Cooper T59
1 - 2:01.123    6 - 1:48.290    11 - 1:48.368 2 - 1:49.267    7 - 1:48.075    12 - 1:47.869 3 - 1:49.009    8 - 1:48.320 4 - 1:48.631    9 - 1:47.825 5 - <b>1:46.972</b> 10 - 1:48.362		
<b>176</b>	<b>Vernon WILLIAMSON</b>	Ausper T3

**HSCC/FJHRA Millers Oils Historic Formula Junior  
RACE 11 - LAP CHART - Croft - 2/3 August 2014**

Lap 1			Lap 2			Lap 3			Lap 4			Lap 5		
No	Behind	Laptime	No	Behind	Laptime	No	Behind	Laptime	No	Behind	Laptime	No	Behind	Laptime
163		1:39.954	163		1:34.923	163		1:34.212	84		1:33.176	163		1:34.767
84	0.352	1:40.306	84	0.459	1:35.030	84	0.306	1:34.059	163	0.874	1:34.356	84	5.052	1:40.693
75	2.878	1:42.832	75	6.484	1:38.529	75	10.459	1:38.187	75	15.618	1:38.641	36	1 LAP	2:01.314
1	9.844	1:49.798	1	19.276	1:44.355	1	29.221	1:44.157	1	39.625	1:43.886	28	1 LAP	2:01.610
65	11.995	1:51.949	65	21.869	1:44.797	65	33.507	1:45.850	65	45.201	1:45.176	75	19.748	1:39.771
81	13.205	1:53.159	81	25.880	1:47.598	76	38.836	1:46.445	76	48.739	1:43.385	77	1 LAP	2:03.504
76	15.624	1:55.578	76	26.603	1:45.902	81	39.724	1:48.056	81	53.816	1:47.574	1	47.849	1:43.865
32	19.218	1:59.172	32	34.833	1:50.538	32	49.937	1:49.316	80	1:04.462	1:45.176	65	54.423	1:44.863
40	20.968	2:00.922	176	35.513	1:49.267	176	50.310	1:49.009	176	1:05.459	1:48.631	76	57.186	1:44.088
176	21.169	2:01.123	40	36.692	1:50.647	40	52.595	1:50.115	98	1:06.909	1:47.187	81	1:03.730	1:45.555
29	23.099	2:03.053	29	37.609	1:49.433	80	52.768	1:48.327	32	1:07.151	1:50.696	80	1:13.319	1:44.498
98	24.384	2:04.338	98	38.239	1:48.778	98	53.204	1:49.177	40	1:09.016	1:49.903	176	1:16.790	1:46.972
80	27.940	2:07.894	80	38.653	1:45.636	29	54.288	1:50.891	29	1:09.846	1:49.040	98	1:17.893	1:46.625
28	28.273	2:08.227	28	54.070	2:00.720	36	1:22.514	2:01.424				32	1:19.421	1:47.911
36	31.044	2:10.998	36	55.302	1:59.181	28	1:23.546	2:03.688				40	1:21.087	1:47.712
77	35.303	2:15.257	77	1:00.977	2:00.597	77	1:28.528	2:01.763				29	1:22.130	1:47.925

Weather/Track: Bright/Dry

www.mstworld.com

Page 1 of 3

Croft  
Circuit Length = 2.1270 miles.  
Start: 12:35 End: 12:55

Printed - 12:58 Sunday, 03 August 2014

**HSCC/FJHRA Millers Oils Historic Formula Junior**  
**RACE 11 - LAP CHART - Croft - 2/3 August 2014**  
 (contd.)

Lap 6			Lap 7			Lap 8			Lap 9			Lap 10		
No	Behind	Laptime	No	Behind	Laptime	No	Behind	Laptime	No	Behind	Laptime	No	Behind	Laptime
163		1:33.887	163		1:34.674	163		1:35.115	163		1:35.863	163		1:35.198
84	7.080	1:35.915	40	1 LAP	1:48.239	98	1 LAP	1:47.067	77	2 LAPS	1:58.619	76	1 LAP	1:45.328
75	24.933	1:39.072	29	1 LAP	1:48.184	176	1 LAP	1:48.075	81	1 LAP	1:44.589	81	1 LAP	1:46.392
36	1 LAP	1:58.916	84	7.206	1:34.800	84	11.240	1:39.149	80	1 LAP	1:46.356	84	13.670	1:37.114
28	1 LAP	1:58.628	75	28.573	1:38.314	32	1 LAP	1:47.999	84	11.754	1:36.377	28	2 LAPS	1:57.596
77	1 LAP	1:58.896	36	1 LAP	1:58.317	40	1 LAP	1:49.286	98	1 LAP	1:46.919	36	2 LAPS	1:58.983
1	57.643	1:43.681	28	1 LAP	1:57.843	29	1 LAP	1:52.678	176	1 LAP	1:48.320	80	1 LAP	1:46.607
65	1:04.809	1:44.273	1	1:07.771	1:44.802	75	31.323	1:37.865	32	1 LAP	1:47.278	77	2 LAPS	1:59.647
76	1:08.579	1:45.280	77	1 LAP	1:59.589	1	1:16.664	1:44.008	40	1 LAP	1:47.601	98	1 LAP	1:48.170
81	1:15.383	1:45.540	65	1:14.470	1:44.335	65	1:24.854	1:45.499	75	33.395	1:37.935	176	1 LAP	1:47.825
80	1:24.415	1:44.983	76	1:17.574	1:43.669	76	1:26.227	1:43.768	29	1 LAP	1:55.873	32	1 LAP	1:46.989
98	1:30.158	1:46.152	81	1:26.979	1:46.270	36	1 LAP	1:58.921	1	1:25.492	1:44.691	75	36.804	1:38.607
176	1:31.193	1:48.290	80	1:33.747	1:44.006	28	1 LAP	1:59.484	65	1:34.406	1:45.415	40	1 LAP	1:50.075
32	1:33.205	1:47.671										29	1 LAP	1:58.128
												1	1:34.157	1:43.863

Weather/Track: Bright/Dry

Croft  
 Circuit Length = 2.1270 miles.  
 Start: 12:35 End: 12:55

**HSCC/FJHRA Millers Oils Historic Formula Junior**  
**RACE 11 - LAP CHART - Croft - 2/3 August 2014**  
 (contd.)

Lap 11			Lap 12			Lap 13			Lap 14			Lap 15		
No	Behind	Laptime	No	Behind	Laptime	No	Behind	Laptime	No	Behind	Laptime	No	Behind	Laptime
163		1:37.167	163		1:35.469	163		1:35.284						
76	1 LAP	1:45.236	1	1 LAP	1:45.094	29	2 LAPS	1:53.979						
65	1 LAP	1:46.965	84	12.935	1:35.911	84	13.038	1:35.387						
84	12.493	1:35.990	76	1 LAP	1:42.590	1	1 LAP	1:44.261						
81	1 LAP	1:45.078	65	1 LAP	1:45.863	76	1 LAP	1:44.848						
80	1 LAP	1:46.892	81	1 LAP	1:43.281	65	1 LAP	1:45.489						
36	2 LAPS	1:57.959	80	1 LAP	1:44.335	81	1 LAP	1:45.200						
28	2 LAPS	1:59.330	75	42.716	1:37.899	75	45.862	1:38.430						
75	40.286	1:40.649	98	1 LAP	1:47.037	80	1 LAP	1:45.657						
98	1 LAP	1:49.201	36	2 LAPS	1:58.178	98	1 LAP	1:47.997						
176	1 LAP	1:48.362	176	1 LAP	1:48.368	176	1 LAP	1:47.869						
32	1 LAP	1:48.523	32	1 LAP	1:48.466	32	1 LAP	1:47.680						
77	2 LAPS	2:01.595	28	2 LAPS	1:58.639	40	1 LAP	1:48.865						
40	1 LAP	1:48.020	40	1 LAP	1:49.159	36	2 LAPS	1:58.862						
29	1 LAP	1:51.788	77	2 LAPS	1:58.071	28	2 LAPS	1:58.758						
						77	2 LAPS	1:59.535						

Weather/Track: Bright/Dry

www.mstworld.com

Croft  
 Circuit Length = 2.1270 miles.  
 Start: 12:35 End: 12:55



**HSCC Historic Formula Ford in Association with Avon Tyres**  
**RACE 4 - QUALIFYING - Croft - 2/3 August 2014**

POS	NO	CL	DRIVER	NAT	CAR	TIME	LAPS	GAP	MPH
1	43		Callum GRANT		Merlyn Mk20a	1:33.135	9		82.21
2	4		Maxim BARTELL		Merlyn Mk20A	1:34.179	9	1.044	81.30
3	37		William NUTHALL		Jamun T2	1:34.475	7	1.340	81.05
4	16		Simon TOYNE		Lola T200	1:35.045	9	1.910	80.56
5	38		Pertti KIIVERI		Kvantti Mk1	1:35.144	9	2.009	80.48
6	60		James BUCKTON		Elden Mk8	1:35.154	9	2.019	80.47
7	6		Stuart BAIRD		Merlyn Mk11A	1:36.253	9	3.118	79.55
8	3		John MURPHY		Merlyn Mk20A	1:36.509	8	3.374	79.34
9	28		Michael WALES		Merlyn Mk20A	1:37.223	9	4.088	78.75
10	66		Andrew WIGGINS		Titan Mk6	1:37.237	9	4.102	78.74
11	18		Stuart DIX		Dix Stuart	1:37.305	9	4.170	78.69
12	56		Roland SVENSSON		Merlyn Mk17	1:37.519	9	4.384	78.52
13	8		Andrew MANSELL		Merlyn Mk11A	1:37.591	9	4.456	78.46
14	54		Alex MEEK		Merlyn Mk20A	1:37.628	9	4.493	78.43
15	7		Nick PANCISI		Titan Mk5	1:39.078	8	5.943	77.28
16	81		James LOVETT		Lola T200	1:39.490	8	6.355	76.96
17	20		Kevin STANZL		Merlyn Mk20	1:39.688	8	6.553	76.81
18	27		Dick DIXON		Lotus 61	1:40.082	8	6.947	76.50
19	26		John SLACK		Lola T200	1:40.161	8	7.026	76.44
20	65		David INNES		Titan Mk6	1:40.412	8	7.277	76.25
21	90	N	Daniel STANZL		Elden Mk8	1:40.605	8	7.470	76.11
22	25		Philip WALKER		Crossle 16F	1:41.033	8	7.898	75.78
23	55		Roger ARNOLD		Merlyn Mk20	1:41.845	8	8.710	75.18
24	11		Roy SIERGIEJEV		Macon Mk8	1:42.561	8	9.426	74.66
25	51		Andrew THORPE		Lotus 51	1:55.766	7	22.631	66.14
26	91	N	Keith HAZEL		Lotus 51	1:58.647	7	25.512	64.53
27	2		Benn SIMMS		Jomo JMR 7	8:50.773	2	7:17.638	14.42

**CAR 38 - lap 5 time disallowed (track limits). CAR 2 - completed 2 timed laps.**

**Weather/Track: Cloud/Damp**

**These results are provisional until the conclusion of any judicial and technical matters.**

Croft

Circuit Length = 2.1270 miles.

Start: 10:42 End: 11:00

Clerk of the Course:		Timekeeper:
----------------------	--	-------------

## HSCC Historic Formula Ford in Association with Avon Tyres

### RACE 4 - QUALIFYING LAP ANALYSIS - Croft - 2/3 August 2014

<b>2</b>	<b>Benn SIMMS</b>	Jomo JMR 7
1 - <b>8:50.773</b> 2 - X:00.000P		
<b>3</b>	<b>John MURPHY</b>	Merlyn Mk20A
1 - 9:28.618    6 - 2:09.251 2 - 5:36.930    7 - 1:36.792 3 - 1:43.041    8 - 1:41.005 4 - 1:37.553 5 - <b>1:36.509</b>		
<b>4</b>	<b>Maxim BARTELL</b>	Merlyn Mk20A
1 - 8:51.823    6 - 1:36.141 2 - 5:46.702    7 - <b>1:34.179</b> 3 - 1:36.126    8 - 1:35.048 4 - 1:35.015    9 - 1:35.496 5 - 1:36.003		
<b>6</b>	<b>Stuart BAIRD</b>	Merlyn Mk11A
1 - 9:00.639    6 - 1:37.178 2 - 5:41.946    7 - 1:38.612 3 - 1:37.570    8 - 1:36.296 4 - 1:36.527    9 - 1:36.571 5 - <b>1:36.253</b>		
<b>7</b>	<b>Nick PANCISI</b>	Titan Mk5
1 - 9:52.190P    6 - 1:39.792 2 - 5:30.329    7 - 1:39.962 3 - 1:41.961    8 - 1:42.467 4 - 1:41.598 5 - <b>1:39.078</b>		
<b>8</b>	<b>Andrew MANSELL</b>	Merlyn Mk11A
1 - 9:08.926    6 - 1:41.562 2 - 5:40.949    7 - 1:38.648 3 - 1:41.499    8 - 1:40.942 4 - 1:40.398    9 - <b>1:37.591</b> 5 - 1:39.432		

CAR 38 - lap 5 time disallowed (track limits). CAR 2 - completed 2 times laps.  
 Weather/Track: Cloud/Damp

Croft  
 Circuit Length = 2.1270 miles.  
 Start: 10:42    End: 11:00

**HSCC Historic Formula Ford in Association with Avon Tyres**  
**RACE 4 - QUALIFYING LAP ANALYSIS - Croft - 2/3 August 2014**  
 (contd.)

<b>11</b>	<b>Roy SIERGIEJEV</b>	Macon Mk8
1 -	9:28.501	6 - 1:43.548
2 -	5:34.029	7 - <b>1:42.561</b>
3 -	1:47.417	8 - 1:43.232
4 -	1:45.339	
5 -	1:44.469	
<b>16</b>	<b>Simon TOYNE</b>	Lola T200
1 -	8:55.430	6 - 1:35.172
2 -	6:03.432	7 - 1:35.512
3 -	1:36.639	8 - 1:37.949
4 -	1:36.825	9 - <b>1:35.045</b>
5 -	1:36.425	
<b>18</b>	<b>Stuart DIX</b>	Dix Stuart
1 -	9:17.558	6 - 1:39.896
2 -	5:34.457	7 - 1:38.654
3 -	1:40.499	8 - 1:41.263
4 -	1:41.035	9 - <b>1:37.305</b>
5 -	1:38.705	
<b>20</b>	<b>Kevin STANZL</b>	Merlyn Mk20
1 -	9:07.691	6 - 1:40.030
2 -	5:56.620	7 - 1:39.981
3 -	1:41.303	8 - <b>1:39.688</b>
4 -	1:51.575	
5 -	1:41.932	
<b>25</b>	<b>Philip WALKER</b>	Crossle 16F
1 -	9:27.900	6 - <b>1:41.033</b>
2 -	5:32.869	7 - 1:42.068
3 -	1:44.742	8 - 1:42.957
4 -	1:43.300	
5 -	1:41.039	
<b>26</b>	<b>John SLACK</b>	Lola T200
1 -	9:34.170	6 - 1:41.433
2 -	5:31.542	7 - <b>1:40.161</b>
3 -	1:58.456	8 - 1:44.928
4 -	1:43.539	
5 -	1:41.141	

CAR 38 - lap 5 time disallowed (track limits). CAR 2 - completed 2 times laps.  
 Weather/Track: Cloud/Damp

Croft  
 Circuit Length = 2.1270 miles.  
 Start: 10:42 End: 11:00

**HSCC Historic Formula Ford in Association with Avon Tyres**  
**RACE 4 - QUALIFYING LAP ANALYSIS - Croft - 2/3 August 2014**  
 (contd.)

<b>27</b>	<b>Dick DIXON</b>	Lotus 61
1 -	9:27.077	6 - 1:41.682
2 -	5:51.730	7 - <b>1:40.082</b>
3 -	1:47.592	8 - 1:46.762
4 -	1:42.557	
5 -	1:44.822	
<b>28</b>	<b>Michael WALES</b>	Merlyn Mk20A
1 -	9:18.975	6 - 1:40.724
2 -	5:34.720	7 - 1:38.879
3 -	1:43.059	8 - 1:39.953
4 -	1:41.148	9 - <b>1:37.223</b>
5 -	1:41.834	
<b>37</b>	<b>William NUTHALL</b>	Jamun T2
1 -	9:05.780	6 - 1:34.847
2 -	5:32.136	7 - <b>1:34.475</b>
3 -	1:35.405	
4 -	1:34.815	
5 -	1:35.295	
<b>38</b>	<b>Pertti KIIVERI</b>	Kvantti Mk1
1 -	8:53.289	6 - 1:36.109
2 -	6:03.173	7 - 1:35.839
3 -	1:36.852	8 - 1:36.619
4 -	1:36.676	9 - <b>1:35.144</b>
5 -	1:35.845D	
<b>43</b>	<b>Callum GRANT</b>	Merlyn Mk20a
1 -	9:01.848	6 - 1:33.941
2 -	5:41.358	7 - <b>1:33.135</b>
3 -	1:34.629	8 - 1:33.588
4 -	1:34.421	9 - 1:34.411
5 -	1:35.172	
<b>51</b>	<b>Andrew THORPE</b>	Lotus 51
1 -	9:44.984	6 - <b>1:55.766</b>
2 -	5:46.897	7 - 1:57.779
3 -	1:57.562	
4 -	2:00.507	
5 -	1:59.305	

CAR 38 - lap 5 time disallowed (track limits). CAR 2 - completed 2 times laps.  
 Weather/Track: Cloud/Damp

Croft  
 Circuit Length = 2.1270 miles.  
 Start: 10:42 End: 11:00

**HSCC Historic Formula Ford in Association with Avon Tyres**  
**RACE 4 - QUALIFYING LAP ANALYSIS - Croft - 2/3 August 2014**  
 (contd.)

<b>54</b>	<b>Alex MEEK</b>	Merlyn Mk20A
1 -	9:07.267	6 - 1:39.660
2 -	5:39.301	7 - 1:38.351
3 -	1:39.903	8 - 1:42.925
4 -	1:39.308	9 - <b>1:37.628</b>
5 -	1:50.304	
<b>55</b>	<b>Roger ARNOLD</b>	Merlyn Mk20
1 -	9:18.452	6 - 1:42.490
2 -	5:49.182	7 - <b>1:41.845</b>
3 -	1:46.372	8 - 1:44.139
4 -	1:44.441	
5 -	1:43.574	
<b>56</b>	<b>Roland SVENSSON</b>	Merlyn Mk17
1 -	9:01.290	6 - 1:38.725
2 -	5:44.219	7 - 1:37.981
3 -	1:38.464	8 - 1:38.049
4 -	1:39.108	9 - <b>1:37.519</b>
5 -	1:39.450	
<b>60</b>	<b>James BUCKTON</b>	Elden Mk8
1 -	8:50.872	6 - 1:35.545
2 -	6:06.763	7 - 1:35.390
3 -	1:37.066	8 - 1:35.925
4 -	1:37.114	9 - <b>1:35.154</b>
5 -	1:35.246	
<b>65</b>	<b>David INNES</b>	Titan Mk6
1 -	9:31.535	6 - 1:41.177
2 -	5:51.924	7 - 1:40.619
3 -	1:42.159	8 - 1:45.922
4 -	1:41.064	
5 -	<b>1:40.412</b>	
<b>66</b>	<b>Andrew WIGGINS</b>	Titan Mk6
1 -	9:20.693	6 - 1:40.092
2 -	5:37.512	7 - 1:38.631
3 -	1:41.631	8 - 1:40.053
4 -	1:39.399	9 - <b>1:37.237</b>
5 -	1:40.907	

CAR 38 - lap 5 time disallowed (track limits). CAR 2 - completed 2 times laps.  
 Weather/Track: Cloud/Damp

Croft  
 Circuit Length = 2.1270 miles.  
 Start: 10:42 End: 11:00

**HSCC Historic Formula Ford in Association with Avon Tyres**  
**RACE 4 - QUALIFYING LAP ANALYSIS - Croft - 2/3 August 2014**  
 (contd.)

<b>81</b>	<b>James LOVETT</b>	Lola T200
1 -	9:09.251	6 - 1:39.928
2 -	5:55.984	7 - 1:40.156
3 -	1:45.046	8 - <b>1:39.490</b>
4 -	1:45.701	
5 -	1:41.245	
<b>90</b>	<b>Daniel STANZL</b>	Elden Mk8
1 -	9:24.200	6 - 1:41.195
2 -	5:44.868	7 - <b>1:40.605</b>
3 -	1:43.954	8 - 1:46.653
4 -	1:43.536	
5 -	1:43.652	
<b>91</b>	<b>Keith HAZEL</b>	Lotus 51
1 -	9:49.857	6 - <b>1:58.647</b>
2 -	5:47.785	7 - 2:02.882
3 -	2:00.513	
4 -	2:01.156	
5 -	2:01.874	

CAR 38 - lap 5 time disallowed (track limits). CAR 2 - completed 2 times laps.  
 Weather/Track: Cloud/Damp

# HSCC Historic Formula Ford in Association with Avon Tyres

## RACE 4 - GRID - Croft - 2/3 August 2014

POLE		
ROW 1	4 BARTELL	43 GRANT
ROW 2	16 TOYNE	37 NUTHALL
ROW 3	60 BUCKTON	38 KIIVERI
ROW 4	3 MURPHY	6 BAIRD
ROW 5	66 WIGGINS	28 WALES
ROW 6	56 SVENSSON	18 DIX
ROW 7	54 MEEK	8 MANSELL
ROW 8	81 LOVETT	7 PANCISI
ROW 9	27 DIXON	20 STANZL
ROW 10	65 INNES	26 SLACK
ROW 11	25 WALKER	90 STANZL
ROW 12	11 SIERGIEJEV	55 ARNOLD
ROW 13	91 HAZEL	51 THORPE
ROW 14		2 SIMMS

**CAR 38 - lap 5 time disallowed (track limits). CAR 2 - completed 2 timed laps.**

**Weather/Track: Cloud/Damp**

**These results are provisional until the conclusion of any judicial and technical matters.**

Croft

Circuit Length = 2.1270 miles.

Start: 10:42 End: 11:00

Clerk of the Course:

Timekeeper:

# HSCC Historic Formula Ford in Association with Avon Tyres

## RACE 4 - CLASSIFICATION - Croft - 2/3 August 2014

POS	NO	CL	DRIVER	NAT	CAR	TIME	LAPS	GAP	MPH	BEST
1	43		Callum GRANT		Merlyn Mk20a	20:42.938	11		67.76	1:51.457
2	2		Benn SIMMS		Jomo JMR 7	20:55.432	11	12.494	67.09	1:50.944
3	4		Maxim BARTELL		Merlyn Mk20A	20:57.708	11	14.770	66.97	1:52.528
4	16		Simon TOYNE		Lola T200	20:58.460	11	15.522	66.93	1:52.864
5	60		James BUCKTON		Elden Mk8	21:02.956	11	20.018	66.69	1:51.422
6	3		John MURPHY		Merlyn Mk20A	21:03.375	11	20.437	66.67	1:51.753
7	37		William NUTHALL		Jamun T2	21:04.944	11	22.006	66.58	1:53.408
8	6		Stuart BAIRD		Merlyn Mk11A	21:17.663	11	34.725	65.92	1:53.604
9	38		Pertti KIIVERI		Kvantti Mk1	21:18.466	11	35.528	65.88	1:54.021
10	18		Stuart DIX		Dix Stuart	21:27.107	11	44.169	65.44	1:54.680
11	56		Roland SVENSSON		Merlyn Mk17	21:59.180	11	1:16.242	63.85	1:57.717
12	7		Nick PANCISI		Titan Mk5	22:09.185	11	1:26.247	63.36	1:57.808
13	20		Kevin STANZL		Merlyn Mk20	22:11.164	11	1:28.226	63.27	1:58.769
14	8		Andrew MANSELL		Merlyn Mk11A	22:12.420	11	1:29.482	63.21	1:58.404
15	65		David INNES		Titan Mk6	22:13.820	11	1:30.882	63.14	1:58.732
16	81		James LOVETT		Lola T200	22:14.368	11	1:31.430	63.12	1:56.591
17	55		Roger ARNOLD		Merlyn Mk20	22:14.821	11	1:31.883	63.10	1:56.724
18	90	N	Daniel STANZL		Elden Mk8	22:35.546	11	1:52.608	62.13	1:56.373
19	66		Andrew WIGGINS		Titan Mk6	22:38.756	11	1:55.818	61.99	1:58.858
20	54		Alex MEEK		Merlyn Mk20A	20:47.694	10	1 LAP	61.37	1:58.756
21	27		Dick DIXON		Lotus 61	20:57.011	10	1 LAP	60.91	2:01.540
22	28		Michael WALES		Merlyn Mk20A	20:57.559	10	1 LAP	60.88	2:02.961
23	11		Roy SIERGIEJEV		Macon Mk8	21:32.177	10	1 LAP	59.25	2:05.052
24	26		John SLACK		Lola T200	21:38.672	10	1 LAP	58.96	2:02.052
25	91	N	Keith HAZEL		Lotus 51	21:51.919	9	2 LAPS	52.53	2:20.121

### FASTEST LAP

2		Benn SIMMS	Jomo JMR 7	1:50.944	10	69.01mph	111.07kph
90	N	Daniel STANZL	Elden Mk8	1:56.373	10	65.79mph	105.89kph

### NON-STARTERS - 25 & 51

Weather/Track: Cloud/Wet

These results are provisional until the conclusion of any judicial and technical matters.

Croft

Circuit Length = 2.1270 miles.

Start: 16:41 End: 17:01

Clerk of the Course:

Timekeeper:



## HSCC Historic Formula Ford in Association with Avon Tyres

### RACE 4 - LAP ANALYSIS - Croft - 2/3 August 2014

<b>2</b>	<b>Benn SIMMS</b>	Jomo JMR 7
1 - 2:06.082	6 - 1:52.129	11 - 1:51.193
2 - 1:55.416	7 - 1:55.395	
3 - 1:54.501	8 - 1:51.865	
4 - 1:52.636	9 - 1:52.804	
5 - 1:52.467	10 - <b>1:50.944</b>	
<b>3</b>	<b>John MURPHY</b>	Merlyn Mk20A
1 - 2:06.095	6 - 1:54.642	11 - 1:52.275
2 - 1:54.466	7 - 1:52.289	
3 - 1:55.301	8 - 1:51.805	
4 - 1:52.142	9 - 1:52.183	
5 - 2:00.424	10 - <b>1:51.753</b>	
<b>4</b>	<b>Maxim BARTELL</b>	Merlyn Mk20A
1 - 1:59.986	6 - 1:53.472	11 - 1:52.842
2 - 1:54.962	7 - <b>1:52.528</b>	
3 - 1:54.653	8 - 1:52.679	
4 - 1:54.248	9 - 1:53.718	
5 - 1:55.402	10 - 1:53.218	
<b>6</b>	<b>Stuart BAIRD</b>	Merlyn Mk11A
1 - 2:06.617	6 - 1:55.688	11 - 1:54.571
2 - 1:57.513	7 - 1:54.605	
3 - 1:56.537	8 - 1:54.015	
4 - 1:55.483	9 - 1:54.439	
5 - 1:54.591	10 - <b>1:53.604</b>	
<b>7</b>	<b>Nick PANCISI</b>	Titan Mk5
1 - 2:15.852	6 - 1:58.886	11 - 1:58.062
2 - 2:01.265	7 - 1:59.590	
3 - 1:59.284	8 - <b>1:57.808</b>	
4 - 1:59.926	9 - 1:59.737	
5 - 1:59.346	10 - 1:59.429	
<b>8</b>	<b>Andrew MANSELL</b>	Merlyn Mk11A
1 - 2:12.542	6 - 1:59.852	11 - 2:00.480
2 - <b>1:58.404</b>	7 - 2:00.358	
3 - 1:59.968	8 - 1:59.823	
4 - 2:00.636	9 - 1:59.604	
5 - 1:58.981	10 - 2:01.772	

Weather/Track: Cloud/Wet

www.mstworld.com

Page 1 of 5

Croft  
Circuit Length = 2.1270 miles.  
Start: 16:41 End: 17:01

Printed - 17:10 Saturday, 02 August 2014

# HSCC Historic Formula Ford in Association with Avon Tyres

## RACE 4 - LAP ANALYSIS - Croft - 2/3 August 2014

(contd.)

<b>11</b>	<b>Roy SIERGIEJEV</b>	Macon Mk8
1 - 2:24.693	6 - 2:05.513	
2 - 2:06.025	7 - 2:08.865	
3 - 2:08.574	8 - 2:12.790	
4 - 2:08.554	9 - 2:05.881	
5 - 2:06.230	10 - <b>2:05.052</b>	
<b>16</b>	<b>Simon TOYNE</b>	Lola T200
1 - 2:00.562	6 - 1:52.999	11 - 1:54.974
2 - 1:55.148	7 - 1:53.362	
3 - 1:54.412	8 - 1:52.957	
4 - 1:54.066	9 - 1:53.338	
5 - 1:53.778	10 - <b>1:52.864</b>	
<b>18</b>	<b>Stuart DIX</b>	Dix Stuart
1 - 2:08.828	6 - <b>1:54.680</b>	11 - 1:56.128
2 - 1:59.092	7 - 1:56.301	
3 - 1:54.749	8 - 1:54.817	
4 - 1:54.958	9 - 1:56.538	
5 - 1:55.776	10 - 1:55.240	
<b>20</b>	<b>Kevin STANZL</b>	Merlyn Mk20
1 - 2:15.382	6 - <b>1:58.769</b>	11 - 1:59.064
2 - 2:00.676	7 - 1:59.848	
3 - 1:59.075	8 - 1:59.817	
4 - 1:59.891	9 - 1:59.882	
5 - 1:59.803	10 - 1:58.957	
<b>26</b>	<b>John SLACK</b>	Lola T200
1 - 2:21.747	6 - 2:04.453	
2 - 2:05.842	7 - 2:03.462	
3 - 2:22.892	8 - 2:07.307	
4 - 2:11.544	9 - <b>2:02.052</b>	
5 - 2:02.927	10 - 2:16.446	
<b>27</b>	<b>Dick DIXON</b>	Lotus 61
1 - 2:18.424	6 - 2:02.914	
2 - 2:13.813	7 - <b>2:01.540</b>	
3 - 2:04.647	8 - 2:05.325	
4 - 2:01.717	9 - 2:03.167	
5 - 2:02.991	10 - 2:02.473	

Weather/Track: Cloud/Wet

www.mstworld.com

Page 2 of 5

Croft  
Circuit Length = 2.1270 miles.  
Start: 16:41 End: 17:01

Printed - 17:10 Saturday, 02 August 2014

# HSCC Historic Formula Ford in Association with Avon Tyres

## RACE 4 - LAP ANALYSIS - Croft - 2/3 August 2014

(contd.)

<b>28</b>	<b>Michael WALES</b>	Merlyn Mk20A
1 - 2:17.120	6 - 2:04.838	
2 - 2:03.930	7 - 2:04.017	
3 - 2:05.193	8 - 2:04.837	
4 - 2:04.570	9 - 2:04.799	
5 - 2:05.294	10 - <b>2:02.961</b>	
<b>37</b>	<b>William NUTHALL</b>	Jamun T2
1 - 2:01.624	6 - 1:53.588	11 - 1:55.151
2 - 1:54.933	7 - 1:54.570	
3 - 1:55.063	8 - 1:53.817	
4 - 1:53.911	9 - 1:54.445	
5 - 1:54.434	10 - <b>1:53.408</b>	
<b>38</b>	<b>Pertti KIIVERI</b>	Kvantti Mk1
1 - 2:03.322	6 - 1:55.249	11 - 1:54.162
2 - 1:56.645	7 - 1:56.273	
3 - 1:55.389	8 - <b>1:54.021</b>	
4 - 1:56.747	9 - 1:55.833	
5 - 1:55.077	10 - 1:55.748	
<b>43</b>	<b>Callum GRANT</b>	Merlyn Mk20a
1 - 1:56.710	6 - 1:52.429	11 - 1:52.072
2 - 1:53.424	7 - 1:52.032	
3 - 1:53.069	8 - 1:52.712	
4 - 1:52.237	9 - <b>1:51.457</b>	
5 - 1:52.485	10 - 1:54.311	
<b>54</b>	<b>Alex MEEK</b>	Merlyn Mk20A
1 - 2:13.246	6 - 1:59.166	
2 - <b>1:58.756</b>	7 - 2:00.068	
3 - 1:59.314	8 - 1:59.457	
4 - 2:07.585	9 - 2:01.496	
5 - 1:59.956	10 - 2:28.650P	
<b>55</b>	<b>Roger ARNOLD</b>	Merlyn Mk20
1 - 2:19.387	6 - 2:04.004	11 - 1:57.941
2 - 2:03.496	7 - 1:57.186	
3 - 2:03.925	8 - 1:56.782	
4 - 2:00.506	9 - 1:57.901	
5 - <b>1:56.724</b>	10 - 1:56.969	

Weather/Track: Cloud/Wet

www.mstworld.com

Page 3 of 5

Croft  
Circuit Length = 2.1270 miles.  
Start: 16:41 End: 17:01

Printed - 17:10 Saturday, 02 August 2014

# HSCC Historic Formula Ford in Association with Avon Tyres

## RACE 4 - LAP ANALYSIS - Croft - 2/3 August 2014

(contd.)

<b>56</b>	<b>Roland SVENSSON</b>	Merlyn Mk17
1 - 2:11.562	6 - <b>1:57.717</b>	11 - 2:00.782
2 - 1:59.139	7 - 1:58.543	
3 - 1:59.099	8 - 1:58.299	
4 - 1:59.327	9 - 1:58.369	
5 - 1:58.463	10 - 1:57.880	
<b>60</b>	<b>James BUCKTON</b>	Elden Mk8
1 - 2:04.111	6 - 1:54.244	11 - 1:52.756
2 - 1:56.991	7 - 1:55.129	
3 - 1:55.697	8 - 1:52.041	
4 - 1:53.868	9 - 1:52.749	
5 - 1:53.948	10 - <b>1:51.422</b>	
<b>65</b>	<b>David INNES</b>	Titan Mk6
1 - 2:16.855	6 - 1:59.595	11 - 1:59.860
2 - 2:00.749	7 - 1:59.748	
3 - 1:59.555	8 - <b>1:58.732</b>	
4 - 2:00.834	9 - 1:59.467	
5 - 1:59.642	10 - 1:58.783	
<b>66</b>	<b>Andrew WIGGINS</b>	Titan Mk6
1 - 2:08.440	6 - 2:02.302	11 - 2:06.803
2 - 1:59.241	7 - 2:03.332	
3 - <b>1:58.858</b>	8 - 1:59.557	
4 - 1:58.972	9 - 2:21.125	
5 - 1:59.094	10 - 2:01.032	
<b>81</b>	<b>James LOVETT</b>	Lola T200
1 - 2:17.368	6 - 1:59.296	11 - 1:58.445
2 - 2:03.863	7 - 2:00.646	
3 - 2:00.604	8 - 1:59.157	
4 - 1:58.851	9 - 2:01.167	
5 - 1:58.380	10 - <b>1:56.591</b>	
<b>90</b>	<b>Daniel STANZL</b>	Elden Mk8
1 - 2:20.255	6 - 1:58.566	11 - 2:25.205
2 - 2:02.227	7 - 1:59.084	
3 - 2:00.270	8 - 1:58.258	
4 - 1:59.190	9 - 1:57.290	
5 - 1:58.828	10 - <b>1:56.373</b>	

Weather/Track: Cloud/Wet

www.mstworld.com

Page 4 of 5

Croft  
Circuit Length = 2.1270 miles.  
Start: 16:41 End: 17:01

Printed - 17:10 Saturday, 02 August 2014

**HSCC Historic Formula Ford in Association with Avon Tyres**  
**RACE 4 - LAP ANALYSIS - Croft - 2/3 August 2014**  
(contd.)

<b>91</b>	<b>Keith HAZEL</b>	Lotus 51
1 - 2:31.098	6 - 2:24.693	
2 - <b>2:20.121</b>	7 - 2:24.698	
3 - 2:23.810	8 - 2:22.889	
4 - 2:24.738	9 - 2:28.284	
5 - 2:31.588		

Weather/Track: Cloud/Wet

[www.mstworld.com](http://www.mstworld.com)

Page 5 of 5

Croft  
Circuit Length = 2.1270 miles.  
Start: 16:41 End: 17:01

Printed - 17:10 Saturday, 02 August 2014

**HSCC Historic Formula Ford in Association with Avon Tyres**  
**RACE 4 - LAP CHART - Croft - 2/3 August 2014**

Lap 1			Lap 2			Lap 3			Lap 4			Lap 5		
No	Behind	Laptime	No	Behind	Laptime	No	Behind	Laptime	No	Behind	Laptime	No	Behind	Laptime
43		1:56.710	43		1:53.424	43		1:53.069	43		1:52.237	43		1:52.485
4	3.276	1:59.986	4	4.814	1:54.962	4	6.398	1:54.653	4	8.409	1:54.248	16	10.041	1:53.778
16	3.852	2:00.562	16	5.576	1:55.148	16	6.919	1:54.412	16	8.748	1:54.066	4	11.326	1:55.402
37	4.914	2:01.624	37	6.423	1:54.933	37	8.417	1:55.063	37	10.091	1:53.911	91	1 LAP	2:24.738
38	6.612	2:03.322	38	9.833	1:56.645	38	12.153	1:55.389	3	12.564	1:52.142	37	12.040	1:54.434
60	7.401	2:04.111	3	10.427	1:54.466	3	12.659	1:55.301	2	13.195	1:52.636	2	13.177	1:52.467
2	9.372	2:06.082	60	10.968	1:56.991	2	12.796	1:54.501	60	15.227	1:53.868	60	16.690	1:53.948
3	9.385	2:06.095	2	11.364	1:55.416	60	13.596	1:55.697	38	16.663	1:56.747	38	19.255	1:55.077
6	9.907	2:06.617	6	13.996	1:57.513	6	17.464	1:56.537	6	20.710	1:55.483	3	20.503	2:00.424
66	11.730	2:08.440	66	17.547	1:59.241	18	19.466	1:54.749	18	22.187	1:54.958	6	22.816	1:54.591
18	12.118	2:08.828	18	17.786	1:59.092	66	23.336	1:58.858	66	30.071	1:58.972	18	25.478	1:55.776
56	14.852	2:11.562	56	20.567	1:59.139	56	26.597	1:59.099	56	33.687	1:59.327	66	36.680	1:59.094
8	15.832	2:12.542	8	20.812	1:58.404	8	27.711	1:59.968	8	36.110	2:00.636	56	39.665	1:58.463
54	16.536	2:13.246	54	21.868	1:58.756	54	28.113	1:59.314	20	39.584	1:59.891	8	42.606	1:58.981
20	18.672	2:15.382	20	25.924	2:00.676	20	31.930	1:59.075	7	40.887	1:59.926	20	46.902	1:59.803
7	19.142	2:15.852	7	26.983	2:01.265	7	33.198	1:59.284	65	42.553	2:00.834	7	47.748	1:59.346
65	20.145	2:16.855	65	27.470	2:00.749	65	33.956	1:59.555	54	43.461	2:07.585	65	49.710	1:59.642
28	20.410	2:17.120	28	30.916	2:03.930	81	38.632	2:00.604	81	45.246	1:58.851	54	50.932	1:59.956
81	20.658	2:17.368	81	31.097	2:03.863	90	39.549	2:00.270	90	46.502	1:59.190	81	51.141	1:58.380
27	21.714	2:18.424	90	32.348	2:02.227	28	43.040	2:05.193	55	51.874	2:00.506	90	52.845	1:58.828
55	22.677	2:19.387	55	32.749	2:03.496	55	43.605	2:03.925	28	55.373	2:04.570	55	56.113	1:56.724
90	23.545	2:20.255	26	37.455	2:05.842	27	53.681	2:04.647	27	1:03.161	2:01.717	28	1:08.182	2:05.294
26	25.037	2:21.747	11	40.584	2:06.025	11	56.089	2:08.574	11	1:12.406	2:08.554	27	1:13.667	2:02.991
11	27.983	2:24.693	27	42.103	2:13.813	26	1:07.278	2:22.892	26	1:26.585	2:11.544	11	1:26.151	2:06.230
91	34.388	2:31.098	91	1:01.085	2:20.121	91	1:31.826	2:23.810				26	1:37.027	2:02.927

Weather/Track: Cloud/Wet

Croft  
Circuit Length = 2.1270 miles.  
Start: 16:41 End: 17:01

# HSCC Historic Formula Ford in Association with Avon Tyres

## RACE 4 - LAP CHART - Croft - 2/3 August 2014

(contd.)

Lap 6			Lap 7			Lap 8			Lap 9			Lap 10		
No	Behind	Laptime	No	Behind	Laptime	No	Behind	Laptime	No	Behind	Laptime	No	Behind	Laptime
43		1:52.429	43		1:52.032	43		1:52.712	43		1:51.457	43		1:54.311
16	10.611	1:52.999	16	11.941	1:53.362	11	1 LAP	2:08.865	91	2 LAPS	2:24.698	27	1 LAP	2:03.167
4	12.369	1:53.472	4	12.865	1:52.528	26	1 LAP	2:03.462	16	14.067	1:53.338	28	1 LAP	2:04.799
2	12.877	1:52.129	37	15.737	1:54.570	16	12.186	1:52.957	4	15.093	1:53.718	16	12.620	1:52.864
37	13.199	1:53.588	2	16.240	1:55.395	4	12.832	1:52.679	2	16.740	1:52.804	2	13.373	1:50.944
60	18.505	1:54.244	60	21.602	1:55.129	2	15.393	1:51.865	37	19.830	1:54.445	4	14.000	1:53.218
38	22.075	1:55.249	3	22.973	1:52.289	37	16.842	1:53.817	60	22.223	1:52.749	37	18.927	1:53.408
3	22.716	1:54.642	38	26.316	1:56.273	60	20.931	1:52.041	3	22.792	1:52.183	60	19.334	1:51.422
6	26.075	1:55.688	6	28.648	1:54.605	3	22.066	1:51.805	26	1 LAP	2:07.307	3	20.234	1:51.753
18	27.729	1:54.680	18	31.998	1:56.301	38	27.625	1:54.021	11	1 LAP	2:12.790	26	1 LAP	2:02.052
56	44.953	1:57.717	56	51.464	1:58.543	6	29.951	1:54.015	38	32.001	1:55.833	6	32.226	1:53.604
66	46.553	2:02.302	66	57.853	2:03.332	18	34.103	1:54.817	6	32.933	1:54.439	91	2 LAPS	2:22.889
8	50.029	1:59.852	8	58.355	2:00.358	56	57.051	1:58.299	18	39.184	1:56.538	38	33.438	1:55.748
91	1 LAP	2:31.588	20	1:01.058	1:59.848	66	1:04.698	1:59.557	56	1:03.963	1:58.369	11	1 LAP	2:05.881
20	53.242	1:58.769	7	1:01.763	1:59.590	8	1:05.466	1:59.823	8	1:13.613	1:59.604	18	40.113	1:55.240
7	54.205	1:58.886	65	1:04.592	1:59.748	7	1:06.859	1:57.808	7	1:15.139	1:59.737	56	1:07.532	1:57.880
65	56.876	1:59.595	54	1:05.705	2:00.068	20	1:08.163	1:59.817	20	1:16.588	1:59.882	90	1:19.475	1:56.373
54	57.669	1:59.166	90	1:06.034	1:59.084	65	1:10.612	1:58.732	90	1:17.413	1:57.290	7	1:20.257	1:59.429
81	58.008	1:59.296	81	1:06.622	2:00.646	90	1:11.580	1:58.258	65	1:18.622	1:59.467	8	1:21.074	2:01.772
90	58.982	1:58.566	55	1:12.842	1:57.186	54	1:12.450	1:59.457	54	1:22.489	2:01.496	20	1:21.234	1:58.957
55	1:07.688	2:04.004	91	1 LAP	2:24.693	81	1:13.067	1:59.157	81	1:22.777	2:01.167	65	1:23.094	1:58.783
28	1:20.591	2:04.838	28	1:32.576	2:04.017	55	1:16.912	1:56.782	55	1:23.356	1:57.901	81	1:25.057	1:56.591
27	1:24.152	2:02.914	27	1:33.660	2:01.540	28	1:44.701	2:04.837	66	1:34.366	2:21.125	55	1:26.014	1:56.969
11	1:39.235	2:05.513				27	1:46.273	2:05.325				66	1:41.087	2:01.032
26	1:49.051	2:04.453												

Weather/Track: Cloud/Wet

www.mstworld.com

Page 2 of 3

Croft  
Circuit Length = 2.1270 miles.  
Start: 16:41 End: 17:01

Printed - 17:10 Saturday, 02 August 2014

# HSCC Historic Formula Ford in Association with Avon Tyres

## RACE 4 - LAP CHART - Croft - 2/3 August 2014

(contd.)

Lap 11			Lap 12			Lap 13			Lap 14			Lap 15		
No	Behind	Laptime	No	Behind	Laptime	No	Behind	Laptime	No	Behind	Laptime	No	Behind	Laptime
43		1:52.072												
54	1 LAP	2:28.650P												
2	12.494	1:51.193												
27	1 LAP	2:02.473												
28	1 LAP	2:02.961												
4	14.770	1:52.842												
16	15.522	1:54.974												
60	20.018	1:52.756												
3	20.437	1:52.275												
37	22.006	1:55.151												
6	34.725	1:54.571												
38	35.528	1:54.162												
18	44.169	1:56.128												
11	1 LAP	2:05.052												
26	1 LAP	2:16.446												
91	2 LAPS	2:28.284												
56	1:16.242	2:00.782												
7	1:26.247	1:58.062												
20	1:28.226	1:59.064												
8	1:29.482	2:00.480												
65	1:30.882	1:59.860												
81	1:31.430	1:58.445												
55	1:31.883	1:57.941												
90	1:52.608	2:25.205												
66	1:55.818	2:06.803												

Weather/Track: Cloud/Wet

www.mstworld.com

Page 3 of 3

Croft  
Circuit Length = 2.1270 miles.  
Start: 16:41 End: 17:01

Printed - 17:10 Saturday, 02 August 2014



# HSCC Historic Formula Ford in Association with Avon Tyres

## RACE 12 - GRID - Croft - 2/3 August 2014

POLE		
ROW 1	2   SIMMS	43   GRANT
ROW 2	16   TOYNE	4   BARTELL
ROW 3	3   MURPHY	60   BUCKTON
ROW 4	6   BAIRD	37   NUTHALL
ROW 5	18   DIX	38   KIIVERI
ROW 6	7   PANCISI	56   SVENSSON
ROW 7	8   MANSELL	20   STANZL
ROW 8	81   LOVETT	65   INNES
ROW 9	90   STANZL	55   ARNOLD
ROW 10	54   MEEK	66   WIGGINS
ROW 11	28   WALES	27   DIXON
ROW 12	26   SLACK	11   SIERGIEJEV
ROW 13		91   HAZEL

Weather/Track: Cloud/Wet

These results are provisional until the conclusion of any judicial and technical matters.

Croft

Circuit Length = 2.1270 miles.

Start: 16:41 End: 17:01

Clerk of the Course:

Timekeeper:

# HSCC Historic Formula Ford in Association with Avon Tyres

## RACE 12 - CLASSIFICATION - Croft - 2/3 August 2014

POS	NO	CL	DRIVER	NAT	CAR	TIME	LAPS	GAP	MPH	BEST
1	43		Callum GRANT		Merlyn Mk20a	20:14.323	13		81.97	1:32.407
2	37		William NUTHALL		Jamun T2	20:28.319	13	13.996	81.04	1:33.429
3	60		James BUCKTON		Elden Mk8	20:28.475	13	14.152	81.03	1:33.133
4	16		Simon TOYNE		Lola T200	20:34.428	13	20.105	80.63	1:33.311
5	38		Pertti KIIVERI		Kvantti Mk1	20:34.760	13	20.437	80.61	1:33.226
6	3		John MURPHY		Merlyn Mk20A	20:35.003	13	20.680	80.60	1:33.534
7	4		Maxim BARTELL		Merlyn Mk20A	20:36.204	13	21.881	80.52	1:33.160
8	6		Stuart BAIRD		Merlyn Mk11A	20:50.370	13	36.047	79.61	1:34.836
9	18		Stuart DIX		Dix Stuart	21:01.222	13	46.899	78.92	1:35.097
10	7		Nick PANCISI		Titan Mk5	21:11.387	13	57.064	78.29	1:36.059
11	20		Kevin STANZL		Merlyn Mk20	21:16.154	13	1:01.831	78.00	1:36.659
12	81		James LOVETT		Lola T200	21:19.573	13	1:05.250	77.79	1:36.517
13	90	N	Daniel STANZL		Elden Mk8	21:23.084	13	1:08.761	77.58	1:36.666
14	8		Andrew MANSELL		Merlyn Mk11A	21:23.994	13	1:09.671	77.52	1:37.237
15	66		Andrew WIGGINS		Titan Mk6	21:24.527	13	1:10.204	77.49	1:36.509
16	55		Roger ARNOLD		Merlyn Mk20	21:25.987	13	1:11.664	77.40	1:36.914
17	56		Roland SVENSSON		Merlyn Mk17	21:31.171	13	1:16.848	77.09	1:36.110
18	54		Alex MEEK		Merlyn Mk20A	21:33.235	13	1:18.912	76.97	1:35.758
19	28		Michael WALES		Merlyn Mk20A	21:36.338	13	1:22.015	76.78	1:36.923
20	25		Philip WALKER		Crossle 16F	21:44.655	13	1:30.332	76.29	1:37.672
21	11		Roy SIERGIEJEW		Macon Mk8	21:51.101	13	1:36.778	75.92	1:38.532
22	65		David INNES		Titan Mk6	21:55.265	13	1:40.942	75.68	1:38.644
23	26		John SLACK		Lola T200	20:20.917	12	1 LAP	75.26	1:37.339
24	51		Andrew THORPE		Lotus 51	21:39.750	12	1 LAP	70.69	1:45.591
25	91	N	Keith HAZEL		Lotus 51	21:16.028	11	2 LAPS	66.00	1:50.624

### NOT CLASSIFIED

2	Benn SIMMS		Jomo JMR 7		12:41.473	8	D.N.F.	80.44	1:33.856
27	Dick DIXON		Lotus 61		3:32.840	2	D.N.F.	71.95	1:39.873

### FASTEST LAP

43	Callum GRANT		Merlyn Mk20a		1:32.407	3	82.86mph	133.35kph
90	N Daniel STANZL		Elden Mk8		1:36.666	12	79.21mph	127.48kph

Weather/Track: Cloud/Dry

These results are provisional until the conclusion of any judicial and technical matters.

Croft

Circuit Length = 2.1270 miles.

Start: 13:59 End: 14:20

Clerk of the Course:

Timekeeper:

## HSCC Historic Formula Ford in Association with Avon Tyres

### RACE 12 - LAP ANALYSIS - Croft - 2/3 August 2014

<b>2</b>	<b>Benn SIMMS</b>	Jomo JMR 7
1 - 1:39.036	6 - <b>1:33.856</b>	
2 - 1:34.234	7 - 1:34.958	
3 - 1:34.638	8 - 1:35.346	
4 - 1:34.711		
5 - 1:34.694		
<b>3</b>	<b>John MURPHY</b>	Merlyn Mk20A
1 - 1:41.552	6 - 1:34.429	11 - 1:34.516
2 - 1:35.271	7 - 1:34.629	12 - <b>1:33.534</b>
3 - 1:33.859	8 - 1:34.395	13 - 1:33.558
4 - 1:35.165	9 - 1:34.853	
5 - 1:34.643	10 - 1:34.599	
<b>4</b>	<b>Maxim BARTELL</b>	Merlyn Mk20A
1 - 1:40.467	6 - 1:34.800	11 - 1:33.592
2 - 1:34.743	7 - 1:39.807	12 - <b>1:33.160</b>
3 - 1:33.966	8 - 1:34.091	13 - 1:33.311
4 - 1:35.382	9 - 1:34.311	
5 - 1:34.123	10 - 1:34.451	
<b>6</b>	<b>Stuart BAIRD</b>	Merlyn Mk11A
1 - 1:41.927	6 - 1:35.651	11 - 1:36.591
2 - 1:35.376	7 - 1:35.575	12 - 1:35.391
3 - 1:35.588	8 - 1:35.769	13 - 1:37.165
4 - <b>1:34.836</b>	9 - 1:35.260	
5 - 1:34.998	10 - 1:36.243	
<b>7</b>	<b>Nick PANCISI</b>	Titan Mk5
1 - 1:47.709	6 - <b>1:36.059</b>	11 - 1:38.298
2 - 1:36.438	7 - 1:36.982	12 - 1:36.696
3 - 1:36.341	8 - 1:36.616	13 - 1:38.162
4 - 1:37.472	9 - 1:37.038	
5 - 1:36.595	10 - 1:36.981	
<b>8</b>	<b>Andrew MANSELL</b>	Merlyn Mk11A
1 - 1:47.658	6 - 1:37.894	11 - 1:37.802
2 - 1:37.969	7 - 1:39.096	12 - 1:39.256
3 - 1:37.520	8 - 1:37.778	13 - <b>1:37.237</b>
4 - 1:37.377	9 - 1:38.718	
5 - 1:37.351	10 - 1:38.338	

Weather/Track: Cloud/Dry

# HSCC Historic Formula Ford in Association with Avon Tyres

## RACE 12 - LAP ANALYSIS - Croft - 2/3 August 2014

(contd.)

<b>11</b>	<b>Roy SIERGIEJEV</b>	Macon Mk8
1 - 1:54.195	6 - 1:39.336	11 - 1:40.431
2 - 1:40.737	7 - 1:39.329	12 - 1:39.384
3 - 1:40.843	8 - 1:39.520	13 - 1:41.144
4 - 1:40.096	9 - <b>1:38.532</b>	
5 - 1:38.787	10 - 1:38.767	
<b>16</b>	<b>Simon TOYNE</b>	Lola T200
1 - 1:39.458	6 - 1:33.999	11 - 1:34.475
2 - 1:33.982	7 - 1:34.079	12 - <b>1:33.311</b>
3 - 1:34.598	8 - 1:36.914	13 - 1:34.448
4 - 1:35.226	9 - 1:34.677	
5 - 1:34.904	10 - 1:34.357	
<b>18</b>	<b>Stuart DIX</b>	Dix Stuart
1 - 1:45.035	6 - 1:36.111	11 - 1:35.918
2 - 1:37.349	7 - 1:36.260	12 - <b>1:35.097</b>
3 - 1:37.015	8 - 1:36.052	13 - 1:36.471
4 - 1:36.555	9 - 1:36.603	
5 - 1:35.861	10 - 1:36.895	
<b>20</b>	<b>Kevin STANZL</b>	Merlyn Mk20
1 - 1:45.792	6 - 1:37.279	11 - 1:37.272
2 - 1:37.687	7 - 1:39.193	12 - <b>1:36.659</b>
3 - 1:38.250	8 - 1:36.781	13 - 1:37.508
4 - 1:38.443	9 - 1:36.948	
5 - 1:36.704	10 - 1:37.638	
<b>25</b>	<b>Philip WALKER</b>	Crossle 16F
1 - 1:53.502	6 - 1:39.130	11 - 1:39.169
2 - 1:38.622	7 - <b>1:37.672</b>	12 - 1:39.380
3 - 1:41.572	8 - 1:38.292	13 - 1:41.603
4 - 1:40.381	9 - 1:39.562	
5 - 1:37.789	10 - 1:37.981	
<b>26</b>	<b>John SLACK</b>	Lola T200
1 - 1:54.687	6 - 1:39.801	11 - 1:49.532
2 - 1:39.694	7 - 1:40.069	12 - 1:38.955
3 - 1:40.169	8 - 1:39.811	
4 - 1:40.742	9 - 1:41.403	
5 - 1:38.715	10 - <b>1:37.339</b>	

Weather/Track: Cloud/Dry

www.mstworld.com

Page 2 of 5

Croft  
Circuit Length = 2.1270 miles.  
Start: 13:59 End: 14:20

Printed - 14:23 Sunday, 03 August 2014

# HSCC Historic Formula Ford in Association with Avon Tyres

## RACE 12 - LAP ANALYSIS - Croft - 2/3 August 2014

(contd.)

<b>27</b>	<b>Dick DIXON</b>	Lotus 61
1 - 1:52.967		
2 - <b>1:39.873</b>		
<b>28</b>	<b>Michael WALES</b>	Merlyn Mk20A
1 - 1:51.583	6 - 1:39.430	11 - 1:37.210
2 - 1:40.091	7 - 1:38.798	12 - 1:38.057
3 - 1:40.148	8 - 1:37.453	13 - 1:38.580
4 - 1:40.269	9 - 1:39.089	
5 - 1:38.707	10 - <b>1:36.923</b>	
<b>37</b>	<b>William NUTHALL</b>	Jamun T2
1 - 1:42.501	6 - 1:33.636	11 - 1:33.682
2 - 1:33.650	7 - 1:34.063	12 - 1:34.324
3 - 1:33.437	8 - 1:33.498	13 - 1:33.820
4 - 1:34.522	9 - <b>1:33.429</b>	
5 - 1:33.637	10 - 1:34.120	
<b>38</b>	<b>Pertti KIIVERI</b>	Kvantti Mk1
1 - 1:43.016	6 - 1:33.742	11 - 1:34.470
2 - 1:35.091	7 - 1:34.325	12 - 1:33.658
3 - <b>1:33.226</b>	8 - 1:35.484	13 - 1:33.865
4 - 1:33.731	9 - 1:34.600	
5 - 1:34.317	10 - 1:35.235	
<b>43</b>	<b>Callum GRANT</b>	Merlyn Mk20a
1 - 1:37.963	6 - 1:32.689	11 - 1:32.613
2 - 1:32.452	7 - 1:32.912	12 - 1:33.223
3 - <b>1:32.407</b>	8 - 1:32.634	13 - 1:35.418
4 - 1:32.493	9 - 1:32.648	
5 - 1:32.853	10 - 1:34.018	
<b>51</b>	<b>Andrew THORPE</b>	Lotus 51
1 - 1:59.039	6 - 1:46.629	11 - 1:48.352
2 - 1:48.542	7 - 1:48.978	12 - 1:46.727
3 - 1:50.275	8 - 1:45.592	
4 - 1:46.968	9 - 1:45.728	
5 - <b>1:45.591</b>	10 - 1:47.329	

Weather/Track: Cloud/Dry

www.mstworld.com

Page 3 of 5

Croft  
Circuit Length = 2.1270 miles.  
Start: 13:59 End: 14:20

Printed - 14:23 Sunday, 03 August 2014

# HSCC Historic Formula Ford in Association with Avon Tyres

## RACE 12 - LAP ANALYSIS - Croft - 2/3 August 2014

(contd.)

<b>54</b>	<b>Alex MEEK</b>	Merlyn Mk20A
1 - 1:52.601	6 - 1:38.252	11 - 1:36.836
2 - 1:38.286	7 - 1:37.048	12 - 1:36.705
3 - 1:38.294	8 - <b>1:35.758</b>	13 - 1:38.107
4 - 1:36.958	9 - 1:48.352	
5 - 1:38.409	10 - 1:37.629	
<b>55</b>	<b>Roger ARNOLD</b>	Merlyn Mk20
1 - 1:50.412	6 - 1:39.637	11 - 1:37.100
2 - 1:37.604	7 - 1:38.513	12 - 1:38.063
3 - 1:38.740	8 - 1:37.425	13 - 1:37.128
4 - 1:38.507	9 - 1:37.623	
5 - 1:38.321	10 - <b>1:36.914</b>	
<b>56</b>	<b>Roland SVENSSON</b>	Merlyn Mk17
1 - 1:44.334	6 - 1:37.644	11 - 1:36.559
2 - 1:37.490	7 - 1:39.578	12 - <b>1:36.110</b>
3 - 1:38.299	8 - 1:38.178	13 - 1:51.820
4 - 1:37.203	9 - 1:37.994	
5 - 1:38.115	10 - 1:37.847	
<b>60</b>	<b>James BUCKTON</b>	Elden Mk8
1 - 1:40.962	6 - 1:34.049	11 - 1:33.694
2 - <b>1:33.133</b>	7 - 1:33.891	12 - 1:33.379
3 - 1:34.496	8 - 1:34.004	13 - 1:34.428
4 - 1:34.331	9 - 1:34.270	
5 - 1:33.552	10 - 1:34.286	
<b>65</b>	<b>David INNES</b>	Titan Mk6
1 - 1:50.176	6 - 1:39.237	11 - 1:40.889
2 - 1:40.921	7 - 1:39.389	12 - 1:41.213
3 - 1:41.851	8 - 1:39.539	13 - 1:41.993
4 - 1:42.344	9 - 1:40.246	
5 - 1:38.823	10 - <b>1:38.644</b>	
<b>66</b>	<b>Andrew WIGGINS</b>	Titan Mk6
1 - 1:51.775	6 - 1:37.792	11 - <b>1:36.509</b>
2 - 1:38.488	7 - 1:38.551	12 - 1:37.331
3 - 1:37.936	8 - 1:37.093	13 - 1:37.694
4 - 1:37.562	9 - 1:37.568	
5 - 1:38.488	10 - 1:37.740	

Weather/Track: Cloud/Dry

www.mstworld.com

Page 4 of 5

Croft  
Circuit Length = 2.1270 miles.  
Start: 13:59 End: 14:20

Printed - 14:23 Sunday, 03 August 2014

**HSCC Historic Formula Ford in Association with Avon Tyres**  
**RACE 12 - LAP ANALYSIS - Croft - 2/3 August 2014**  
 (contd.)

<b>81</b>	<b>James LOVETT</b>	Lola T200
1 - 1:49.436	6 - 1:37.211	11 - 1:37.592
2 - <b>1:36.517</b>	7 - 1:38.173	12 - 1:37.312
3 - 1:37.362	8 - 1:36.994	13 - 1:37.518
4 - 1:37.704	9 - 1:37.913	
5 - 1:37.753	10 - 1:38.088	
<b>90</b>	<b>Daniel STANZL</b>	Elden Mk8
1 - 1:49.700	6 - 1:37.704	11 - 1:37.293
2 - 1:37.511	7 - 1:37.737	12 - <b>1:36.666</b>
3 - 1:37.882	8 - 1:37.352	13 - 1:37.597
4 - 1:38.573	9 - 1:38.661	
5 - 1:38.418	10 - 1:37.990	
<b>91</b>	<b>Keith HAZEL</b>	Lotus 51
1 - 2:07.694	6 - 1:58.176	11 - 1:51.915
2 - 1:53.752	7 - 1:54.673	
3 - 1:56.903	8 - 1:55.500	
4 - 1:55.363	9 - 1:54.064	
5 - 1:57.364	10 - <b>1:50.624</b>	

Weather/Track: Cloud/Dry

www.mstworld.com

Page 5 of 5

Croft  
 Circuit Length = 2.1270 miles.  
 Start: 13:59 End: 14:20  
 Printed - 14:23 Sunday, 03 August 2014

**HSCC Historic Formula Ford in Association with Avon Tyres**  
**RACE 12 - LAP CHART - Croft - 2/3 August 2014**

Lap 1			Lap 2			Lap 3			Lap 4			Lap 5		
No	Behind	Laptime	No	Behind	Laptime	No	Behind	Laptime	No	Behind	Laptime	No	Behind	Laptime
43		1:37.963	43		1:32.452	43		1:32.407	43		1:32.493	43		1:32.853
2	1.073	1:39.036	2	2.855	1:34.234	2	5.086	1:34.638	2	7.304	1:34.711	91	1 LAP	1:55.363
16	1.495	1:39.458	16	3.025	1:33.982	16	5.216	1:34.598	60	7.607	1:34.331	60	8.306	1:33.552
4	2.504	1:40.467	60	3.680	1:33.133	60	5.769	1:34.496	16	7.949	1:35.226	2	9.145	1:34.694
60	2.999	1:40.962	4	4.795	1:34.743	4	6.354	1:33.966	37	8.795	1:34.522	37	9.579	1:33.637
3	3.589	1:41.552	37	5.736	1:33.650	37	6.766	1:33.437	4	9.243	1:35.382	16	10.000	1:34.904
6	3.964	1:41.927	3	6.408	1:35.271	3	7.860	1:33.859	38	9.749	1:33.731	4	10.513	1:34.123
37	4.538	1:42.501	6	6.888	1:35.376	38	8.511	1:33.226	3	10.532	1:35.165	38	11.213	1:34.317
38	5.053	1:43.016	38	7.692	1:35.091	6	10.069	1:35.588	6	12.412	1:34.836	3	12.322	1:34.643
56	6.371	1:44.334	56	11.409	1:37.490	18	16.577	1:37.015	18	20.639	1:36.555	6	14.557	1:34.998
18	7.072	1:45.035	18	11.969	1:37.349	56	17.301	1:38.299	56	22.011	1:37.203	18	23.647	1:35.861
20	7.829	1:45.792	20	13.064	1:37.687	7	17.666	1:36.341	7	22.645	1:37.472	7	26.387	1:36.595
8	9.695	1:47.658	7	13.732	1:36.438	20	18.907	1:38.250	20	24.857	1:38.443	56	27.273	1:38.115
7	9.746	1:47.709	8	15.212	1:37.969	8	20.325	1:37.520	8	25.209	1:37.377	20	28.708	1:36.704
81	11.473	1:49.436	81	15.538	1:36.517	81	20.493	1:37.362	81	25.704	1:37.704	8	29.707	1:37.351
90	11.737	1:49.700	90	16.796	1:37.511	90	22.271	1:37.882	90	28.351	1:38.573	81	30.604	1:37.753
65	12.213	1:50.176	55	17.601	1:37.604	55	23.934	1:38.740	55	29.948	1:38.507	90	33.916	1:38.418
55	12.449	1:50.412	66	19.848	1:38.488	66	25.377	1:37.936	66	30.446	1:37.562	55	35.416	1:38.321
28	13.620	1:51.583	54	20.472	1:38.286	54	26.359	1:38.294	54	30.824	1:36.958	66	36.081	1:38.488
66	13.812	1:51.775	65	20.682	1:40.921	28	29.000	1:40.148	28	36.776	1:40.269	54	36.380	1:38.409
54	14.638	1:52.601	28	21.259	1:40.091	65	30.126	1:41.851	25	38.762	1:40.381	28	42.630	1:38.707
27	15.004	1:52.967	25	21.709	1:38.622	25	30.874	1:41.572	26	39.977	1:40.742	25	43.698	1:37.789
25	15.539	1:53.502	27	22.425	1:39.873	26	31.728	1:40.169	65	39.977	1:42.344	26	45.839	1:38.715
11	16.232	1:54.195	26	23.966	1:39.694	11	32.953	1:40.843	11	40.556	1:40.096	65	45.947	1:38.823
26	16.724	1:54.687	11	24.517	1:40.737	51	55.034	1:50.275	51	1:09.509	1:46.968	11	46.490	1:38.787
51	21.076	1:59.039	51	37.166	1:48.542	91	1:15.527	1:56.903				51	1:22.247	1:45.591
91	29.731	2:07.694	91	51.031	1:53.752									

Weather/Track: Cloud/Dry

www.mstworld.com

Page 1 of 3

Croft  
 Circuit Length = 2.1270 miles.  
 Start: 13:59 End: 14:20

Printed - 14:22 Sunday, 03 August 2014



# HSCC Historic Formula Ford in Association with Avon Tyres

## RACE 12 - LAP CHART - Croft - 2/3 August 2014

(contd.)

Lap 6			Lap 7			Lap 8			Lap 9			Lap 10		
No	Behind	Laptime	No	Behind	Laptime	No	Behind	Laptime	No	Behind	Laptime	No	Behind	Laptime
43		1:32.689	43		1:32.912	43		1:32.634	43		1:32.648	43		1:34.018
60	9.666	1:34.049	51	1 LAP	1:46.629	60	12.015	1:34.004	37	13.322	1:33.429	91	2 LAPS	1:55.500
2	10.312	1:33.856	60	10.645	1:33.891	37	12.541	1:33.498	60	13.637	1:34.270	37	13.424	1:34.120
37	10.526	1:33.636	37	11.677	1:34.063	2	15.070	1:35.346	38	18.481	1:34.600	60	13.905	1:34.286
16	11.310	1:33.999	2	12.358	1:34.958	38	16.529	1:35.484	16	18.786	1:34.677	16	19.125	1:34.357
38	12.266	1:33.742	16	12.477	1:34.079	16	16.757	1:36.914	3	19.745	1:34.853	38	19.698	1:35.235
4	12.624	1:34.800	38	13.679	1:34.325	3	17.540	1:34.395	4	22.639	1:34.311	3	20.326	1:34.599
3	14.062	1:34.429	3	15.779	1:34.629	51	1 LAP	1:48.978	6	25.929	1:35.260	4	23.072	1:34.451
6	17.519	1:35.651	4	19.519	1:39.807	4	20.976	1:34.091	51	1 LAP	1:45.592	6	28.154	1:36.243
18	27.069	1:36.111	6	20.182	1:35.575	6	23.317	1:35.769	18	37.790	1:36.603	18	40.667	1:36.895
7	29.757	1:36.059	18	30.417	1:36.260	18	33.835	1:36.052	7	42.199	1:37.038	51	1 LAP	1:45.728
91	1 LAP	1:57.364	7	33.827	1:36.982	7	37.809	1:36.616	20	48.026	1:36.948	7	45.162	1:36.981
56	32.228	1:37.644	56	38.894	1:39.578	20	43.726	1:36.781	56	49.784	1:37.994	20	51.646	1:37.638
20	33.298	1:37.279	20	39.579	1:39.193	56	44.438	1:38.178	81	50.012	1:37.913	56	53.613	1:37.847
8	34.912	1:37.894	81	40.387	1:38.173	81	44.747	1:36.994	8	52.310	1:38.718	81	54.082	1:38.088
81	35.126	1:37.211	8	41.096	1:39.096	8	46.240	1:37.778	90	54.487	1:38.661	8	56.630	1:38.338
90	38.931	1:37.704	90	43.756	1:37.737	90	48.474	1:37.352	66	56.202	1:37.568	90	58.459	1:37.990
66	41.184	1:37.792	54	46.079	1:37.048	54	49.203	1:35.758	55	57.731	1:37.623	66	59.924	1:37.740
54	41.943	1:38.252	66	46.823	1:38.551	66	51.282	1:37.093	54	1:04.907	1:48.352	55	1:00.627	1:36.914
55	42.364	1:39.637	55	47.965	1:38.513	55	52.756	1:37.425	28	1:06.517	1:39.089	54	1:08.518	1:37.629
28	49.371	1:39.430	25	54.899	1:37.672	28	1:00.076	1:37.453	25	1:07.471	1:39.562	28	1:09.422	1:36.923
25	50.139	1:39.130	28	55.257	1:38.798	25	1:00.557	1:38.292	11	1:12.324	1:38.532	25	1:11.434	1:37.981
65	52.495	1:39.237	91	1 LAP	1:58.176	65	1:05.877	1:39.539	65	1:13.475	1:40.246	11	1:17.073	1:38.767
26	52.951	1:39.801	65	58.972	1:39.389	11	1:06.440	1:39.520	26	1:16.040	1:41.403	65	1:18.101	1:38.644
11	53.137	1:39.336	11	59.554	1:39.329	26	1:07.285	1:39.811				26	1:19.361	1:37.339
			26	1:00.108	1:40.069	91	1 LAP	1:54.673						

Weather/Track: Cloud/Dry

www.mstworld.com

Page 2 of 3

Croft  
Circuit Length = 2.1270 miles.  
Start: 13:59 End: 14:20

Printed - 14:22 Sunday, 03 August 2014

# HSCC Historic Formula Ford in Association with Avon Tyres

## RACE 12 - LAP CHART - Croft - 2/3 August 2014

(contd.)

Lap 11			Lap 12			Lap 13			Lap 14			Lap 15		
No	Behind	Laptime	No	Behind	Laptime	No	Behind	Laptime	No	Behind	Laptime	No	Behind	Laptime
43		1:32.613	43		1:33.223	43		1:35.418						
37	14.493	1:33.682	26	1 LAP	1:49.532	26	1 LAP	1:38.955						
60	14.986	1:33.694	60	15.142	1:33.379	37	13.996	1:33.820						
16	20.987	1:34.475	37	15.594	1:34.324	60	14.152	1:34.428						
38	21.555	1:34.470	16	21.075	1:33.311	16	20.105	1:34.448						
3	22.229	1:34.516	38	21.990	1:33.658	38	20.437	1:33.865						
4	24.051	1:33.592	3	22.540	1:33.534	3	20.680	1:33.558						
91	2 LAPS	1:54.064	4	23.988	1:33.160	4	21.881	1:33.311						
6	32.132	1:36.591	6	34.300	1:35.391	6	36.047	1:37.165						
18	43.972	1:35.918	91	2 LAPS	1:50.624	18	46.899	1:36.471						
7	50.847	1:38.298	18	45.846	1:35.097	7	57.064	1:38.162						
20	56.305	1:37.272	7	54.320	1:36.696	91	2 LAPS	1:51.915						
56	57.559	1:36.559	20	59.741	1:36.659	20	1:01.831	1:37.508						
51	1 LAP	1:47.329	56	1:00.446	1:36.110	81	1:05.250	1:37.518						
81	59.061	1:37.592	81	1:03.150	1:37.312	90	1:08.761	1:37.597						
8	1:01.819	1:37.802	90	1:06.582	1:36.666	8	1:09.671	1:37.237						
90	1:03.139	1:37.293	8	1:07.852	1:39.256	66	1:10.204	1:37.694						
66	1:03.820	1:36.509	66	1:07.928	1:37.331	55	1:11.664	1:37.128						
55	1:05.114	1:37.100	55	1:09.954	1:38.063	56	1:16.848	1:51.820						
54	1:12.741	1:36.836	51	1 LAP	1:48.352	54	1:18.912	1:38.107						
28	1:14.019	1:37.210	54	1:16.223	1:36.705	28	1:22.015	1:38.580						
25	1:17.990	1:39.169	28	1:18.853	1:38.057	51	1 LAP	1:46.727						
11	1:24.891	1:40.431	25	1:24.147	1:39.380	25	1:30.332	1:41.603						
65	1:26.377	1:40.889	11	1:31.052	1:39.384	11	1:36.778	1:41.144						
			65	1:34.367	1:41.213	65	1:40.942	1:41.993						

Weather/Track: Cloud/Dry

www.mstworld.com

Page 3 of 3

Croft  
Circuit Length = 2.1270 miles.  
Start: 13:59 End: 14:20

Printed - 14:22 Sunday, 03 August 2014

**HSCC/HRSR ByBox Historic Touring Cars**  
**RACE 5 - QUALIFYING - Croft - 2/3 August 2014**

POS	NO	CL	DRIVER	NAT	CAR	TIME	LAPS	GAP	MPH
1	79	C	Mark JONES		Ford Lotus Cortina	1:42.231	7		74.90
2	1	B	Tim DAVIES		Ford Lotus Cortina	1:42.876	8	0.645	74.43
3	37	C	Mike GARDINER		Ford Lotus Cortina	1:43.708	6	1.477	73.83
4	92	E	Colin GUNTON		Hillman Imp	1:44.752	3	2.521	73.09
5	6	K1	Warren BRIGGS		Ford Mustang	1:45.240	6	3.009	72.75
6	35	K1	Neil BROWN		Ford Mustang	1:45.473	8	3.242	72.59
7	67	D	Pete MORGAN		Austin Mini	1:47.023	7	4.792	71.54
8	17	K3	Tom ANDREW		Ford Lotus Cortina	1:47.261	8	5.030	71.38
9	85	D	Roger GODFREY		Austin Mini Cooper S	1:48.019	8	5.788	70.88
10	94	E	Steven PLATTS		Singer Chamois	1:49.491	7	7.260	69.93
11	38	K4	Brian JOHNSON		Austin Mini Cooper S	1:49.859	6	7.628	69.70
12	40	K3	Dan WRAY		Ford Lotus Cortina	1:51.512	7	9.281	68.66
13	47	K3	Nigel COX		Ford Lotus Cortina	1:52.150	7	9.919	68.27
14	95	E	Shaun HAZLEWOOD		Hillman Imp	1:52.511	7	10.280	68.05
15	69	C	Bob BULLEN		Ford Anglia	1:52.541	2	10.310	68.03
16	99	E	Ian GUNTON		Hillman Imp	1:53.581	7	11.350	67.41
17	81	C	Chris GLAISTER		Ford Anglia	1:53.718	7	11.487	67.33
18	83	D	Ian BROWN		Volkswagen Beetle	1:54.077	6	11.846	67.12
19	84	K4	Steve JONES		Morris Mini Cooper S	1:54.534	2	12.303	66.85

**CARS 69 and 84 - completed 2 timed laps**

**Weather/Track: Cloud/Damp**

**These results are provisional until the conclusion of any judicial and technical matters.**

Croft

Circuit Length = 2.1270 miles.

Start: 11:04 End: 11:24

Clerk of the Course:

Timekeeper:

**HSCC/HRSR ByBox Historic Touring Cars**  
**RACE 5 - QUALIFYING LAP ANALYSIS - Croft - 2/3 August 2014**

<b>1</b>	<b>Tim DAVIES</b>	Ford Lotus Cortina
1 -	6:46.163	6 - <b>1:42.876</b>
2 -	1:44.856	7 - 1:46.084
3 -	1:44.017	8 - 1:50.725
4 -	7:55.457	
5 -	1:43.811	
<b>6</b>	<b>Warren BRIGGS</b>	Ford Mustang
1 -	7:25.037	6 - 1:48.906
2 -	1:50.067	
3 -	X:00.000	
4 -	<b>1:45.240</b>	
5 -	1:48.037	
<b>17</b>	<b>Tom ANDREW</b>	Ford Lotus Cortina
1 -	6:38.629	6 - <b>1:47.261</b>
2 -	1:49.383	7 - 1:49.936
3 -	1:49.212	8 - 2:16.614P
4 -	8:02.302	
5 -	1:48.549	
<b>35</b>	<b>Neil BROWN</b>	Ford Mustang
1 -	6:43.634	6 - <b>1:45.473</b>
2 -	1:49.635	7 - 1:50.014
3 -	1:47.573	8 - 2:07.403
4 -	8:10.301	
5 -	1:45.479	
<b>37</b>	<b>Mike GARDINER</b>	Ford Lotus Cortina
1 -	7:41.527	6 - 1:52.344P
2 -	1:48.693	
3 -	8:42.515	
4 -	1:44.493	
5 -	<b>1:43.708</b>	
<b>38</b>	<b>Brian JOHNSON</b>	Austin Mini Cooper S
1 -	7:14.316	6 - 1:52.752
2 -	1:53.413	
3 -	9:37.142	
4 -	<b>1:49.859</b>	
5 -	1:51.190	

CARS 69 and 84 - completed 2 timed laps  
 Weather/Track: Cloud/Damp

**HSCC/HRSR ByBox Historic Touring Cars**  
**RACE 5 - QUALIFYING LAP ANALYSIS - Croft - 2/3 August 2014**  
 (contd.)

<b>40</b>	<b>Dan WRAY</b>	Ford Lotus Cortina
1 -	7:24.615	6 - 1:53.709
2 -	1:57.378	7 - 1:55.091
3 -	9:03.879	
4 -	1:53.091	
5 -	<b>1:51.512</b>	
<b>47</b>	<b>Nigel COX</b>	Ford Lotus Cortina
1 -	7:30.241	6 - 1:54.105
2 -	1:58.265	7 - 1:57.813
3 -	8:46.805	
4 -	1:53.714	
5 -	<b>1:52.150</b>	
<b>67</b>	<b>Pete MORGAN</b>	Austin Mini
1 -	7:08.228	6 - 1:47.742
2 -	1:50.703	7 - 1:49.310
3 -	1:49.920	
4 -	7:53.835	
5 -	<b>1:47.023</b>	
<b>69</b>	<b>Bob BULLEN</b>	Ford Anglia
1 -	7:07.295	
2 -	<b>1:52.541</b>	
<b>79</b>	<b>Mark JONES</b>	Ford Lotus Cortina
1 -	6:45.430	6 - <b>1:42.231</b>
2 -	1:50.929	7 - 1:50.357P
3 -	1:45.374	
4 -	7:56.646	
5 -	1:43.007	
<b>81</b>	<b>Chris GLAISTER</b>	Ford Anglia
1 -	7:33.264	6 - 1:55.623
2 -	1:59.306	7 - 1:55.908
3 -	8:45.540	
4 -	1:54.445	
5 -	<b>1:53.718</b>	

**CARS 69 and 84 - completed 2 timed laps**  
**Weather/Track: Cloud/Damp**

**HSCC/HRSR ByBox Historic Touring Cars**  
**RACE 5 - QUALIFYING LAP ANALYSIS - Croft - 2/3 August 2014**  
 (contd.)

<b>83</b>	<b>Ian BROWN</b>	Volkswagen Beetle
1 -	7:44.416	6 - 1:55.948
2 -	1:56.301	
3 -	8:46.763	
4 -	1:57.538	
5 -	<b>1:54.077</b>	
<b>84</b>	<b>Steve JONES</b>	Morris Mini Cooper S
1 -	7:11.975	
2 -	<b>1:54.534</b>	
<b>85</b>	<b>Roger GODFREY</b>	Austin Mini Cooper S
1 -	6:58.923	6 - 1:48.838
2 -	1:49.481	7 - 1:49.993
3 -	1:48.387	8 - 1:50.146
4 -	7:45.898	
5 -	<b>1:48.019</b>	
<b>92</b>	<b>Colin GUNTON</b>	Hillman Imp
1 -	6:48.987	
2 -	1:48.160	
3 -	<b>1:44.752</b>	
<b>94</b>	<b>Steven PLATTS</b>	Singer Chamois
1 -	7:10.217	6 - 1:49.844
2 -	1:51.994	7 - 1:53.169
3 -	1:50.287	
4 -	7:51.050	
5 -	<b>1:49.491</b>	
<b>95</b>	<b>Shaun HAZLEWOOD</b>	Hillman Imp
1 -	6:56.292	6 - <b>1:52.511</b>
2 -	1:53.743	7 - 1:53.254
3 -	1:59.405	
4 -	7:51.994	
5 -	1:53.278	

**CARS 69 and 84 - completed 2 timed laps**  
**Weather/Track: Cloud/Damp**

**HSCC/HRSR ByBox Historic Touring Cars**  
**RACE 5 - QUALIFYING LAP ANALYSIS - Croft - 2/3 August 2014**  
(contd.)

<b>99</b>	<b>Ian GUNTON</b>	Hillman Imp
1 - 6:56.110	6 - 1:55.631	
2 - <b>1:53.581</b>	7 - 1:58.493	
3 - 1:56.618		
4 - 7:49.031		
5 - 1:54.889		

**CARS 69 and 84 - completed 2 timed laps**  
**Weather/Track: Cloud/Damp**

# HSCC/HRSR ByBox Historic Touring Cars

## RACE 5 - GRID - Croft - 2/3 August 2014

POLE	
ROW 1	1 DAVIES      79 JONES
ROW 2	92 GUNTON      37 GARDINER
ROW 3	35 BROWN      6 BRIGGS
ROW 4	17 ANDREW      67 MORGAN
ROW 5	94 PLATTS      85 GODFREY
ROW 6	40 WRAY      38 JOHNSON
ROW 7	95 HAZLEWOOD      47 COX
ROW 8	99 GUNTON      69 BULLEN
ROW 9	83 BROWN      81 GLAISTER
ROW 10	84 JONES

**CARS 69 and 84 - completed 2 timed laps**

**Weather/Track: Cloud/Damp**

**These results are provisional until the conclusion of any judicial and technical matters.**

Croft

Circuit Length = 2.1270 miles.

Start: 11:04    End: 11:24

Clerk of the Course:

Timekeeper:



# HSCC/HRSR ByBox Historic Touring Cars

## RACE 5 - CLASSIFICATION - Croft - 2/3 August 2014

POS	NO	CL	DRIVER	NAT	CAR	TIME	LAPS	GAP	MPH	BEST
1	85	D	Roger GODFREY		Austin Mini Cooper S	20:51.386	10		61.19	2:01.486
2	67	D	Pete MORGAN		Austin Mini	21:03.779	10	12.393	60.59	2:03.264
3	37	C	Mike GARDINER		Ford Lotus Cortina	21:44.656	10	53.270	58.69	2:06.933
4	79	K3	Mark JONES		Ford Lotus Cortina	21:46.496	10	55.110	58.60	2:07.337
5	1	B	Tim DAVIES		Ford Lotus Cortina	21:59.099	10	1:07.713	58.04	2:08.030
6	17	K3	Tom ANDREW		Ford Lotus Cortina	21:59.683	10	1:08.297	58.02	2:07.837
7	35	K1	Neil BROWN		Ford Mustang	22:00.192	10	1:08.806	58.00	2:08.131
8	38	K4	Brian JOHNSON		Austin Mini Cooper S	22:00.583	10	1:09.197	57.98	2:07.588
9	6	K1	Warren BRIGGS		Ford Mustang	22:08.140	10	1:16.754	57.65	2:09.191
10	94	E	Steven PLATTS		Singer Chamois	22:21.333	10	1:29.947	57.08	2:10.079
11	99	E	Ian GUNTON		Hillman Imp	22:46.370	10	1:54.984	56.04	2:10.345
12	83	D	Ian BROWN		Volkswagen Beetle	22:52.271	10	2:00.885	55.79	2:12.739
13	69	C	Bob BULLEN		Ford Anglia	20:56.064	9	1 LAP	54.86	2:13.611
14	40	K3	Dan WRAY		Ford Lotus Cortina	20:57.183	9	1 LAP	54.81	2:15.013
15	81	C	Chris GLAISTER		Ford Anglia	21:10.201	9	1 LAP	54.25	2:16.120
16	95	E	Shaun HAZLEWOOD		Hillman Imp	21:24.357	9	1 LAP	53.65	2:10.869

### NOT CLASSIFIED

47	K3	Nigel COX	Ford Lotus Cortina	19:24.957	7	D.N.F.	46.01	2:16.430
84	K4	Steve JONES	Morris Mini Cooper S		0	D.N.F.	N/A	

### FASTEST LAP

85	D	Roger GODFREY	Austin Mini Cooper S	2:01.486	4	63.02mph	101.43kph
37	C	Mike GARDINER	Ford Lotus Cortina	2:06.933	5	60.32mph	97.08kph
79	K3	Mark JONES	Ford Lotus Cortina	2:07.337	5	60.13mph	96.77kph
38	K4	Brian JOHNSON	Austin Mini Cooper S	2:07.588	6	60.01mph	96.58kph
1	B	Tim DAVIES	Ford Lotus Cortina	2:08.030	6	59.80mph	96.25kph
35	K1	Neil BROWN	Ford Mustang	2:08.131	4	59.76mph	96.17kph
94	E	Steven PLATTS	Singer Chamois	2:10.079	6	58.86mph	94.73kph

**NON-STARTER - CAR 92**  
**Weather/Track: Cloud/Wet**

**These results are provisional until the conclusion of any judicial and technical matters.**

Croft  
 Circuit Length = 2.1270 miles.  
 Start: 16:04 End: 16:25

Clerk of the Course:

Timekeeper:

**HSCC/HRSR ByBox Historic Touring Cars**  
**RACE 5 - LAP ANALYSIS - Croft - 2/3 August 2014**

<b>1</b>	<b>Tim DAVIES</b>	Ford Lotus Cortina
1 -	2:19.332	6 - <b>2:08.030</b>
2 -	2:10.328	7 - 2:12.451
3 -	2:09.448	8 - 2:13.881
4 -	2:08.302	9 - 2:13.768
5 -	2:08.447	10 - 2:15.112
<b>6</b>	<b>Warren BRIGGS</b>	Ford Mustang
1 -	2:23.874	6 - 2:10.116
2 -	2:12.077	7 - 2:11.505
3 -	2:09.875	8 - 2:12.497
4 -	<b>2:09.191</b>	9 - 2:13.908
5 -	2:09.248	10 - 2:15.849
<b>17</b>	<b>Tom ANDREW</b>	Ford Lotus Cortina
1 -	2:22.786	6 - <b>2:07.837</b>
2 -	2:10.998	7 - 2:12.469
3 -	2:10.717	8 - 2:11.926
4 -	2:08.490	9 - 2:11.997
5 -	2:08.369	10 - 2:14.094
<b>35</b>	<b>Neil BROWN</b>	Ford Mustang
1 -	2:21.962	6 - 2:08.720
2 -	2:11.101	7 - 2:14.258
3 -	2:10.506	8 - 2:11.784
4 -	<b>2:08.131</b>	9 - 2:12.312
5 -	2:08.146	10 - 2:13.272
<b>37</b>	<b>Mike GARDINER</b>	Ford Lotus Cortina
1 -	2:18.663	6 - 2:07.974
2 -	2:10.406	7 - 2:09.059
3 -	2:08.726	8 - 2:10.597
4 -	2:07.600	9 - 2:11.972
5 -	<b>2:06.933</b>	10 - 2:12.726
<b>38</b>	<b>Brian JOHNSON</b>	Austin Mini Cooper S
1 -	2:25.291	6 - <b>2:07.588</b>
2 -	2:11.748	7 - 2:09.136
3 -	2:10.072	8 - 2:12.183
4 -	2:09.538	9 - 2:10.106
5 -	2:12.708	10 - 2:12.213

Weather/Track: Cloud/Wet

www.mstworld.com

Page 1 of 3

Croft  
 Circuit Length = 2.1270 miles.  
 Start: 16:04 End: 16:25

Printed - 16:32 Saturday, 02 August 2014

**HSCC/HRSR ByBox Historic Touring Cars**  
**RACE 5 - LAP ANALYSIS - Croft - 2/3 August 2014**  
 (contd.)

<b>40</b>	<b>Dan WRAY</b>	Ford Lotus Cortina
1 - 2:32.943	6 - <b>2:15.013</b>	
2 - 2:17.314	7 - 2:16.731	
3 - 2:16.270	8 - 2:19.649	
4 - 2:16.220	9 - 2:26.751	
5 - 2:16.292		
<b>47</b>	<b>Nigel COX</b>	Ford Lotus Cortina
1 - 3:12.858	6 - 2:43.597P	
2 - 2:17.351	7 - 4:10.384P	
3 - 2:27.283		
4 - 2:17.054		
5 - <b>2:16.430</b>		
<b>67</b>	<b>Pete MORGAN</b>	Austin Mini
1 - 2:13.996	6 - 2:04.133	
2 - 2:05.382	7 - 2:05.315	
3 - <b>2:03.264</b>	8 - 2:05.847	
4 - 2:05.108	9 - 2:07.294	
5 - 2:04.312	10 - 2:09.128	
<b>69</b>	<b>Bob BULLEN</b>	Ford Anglia
1 - 2:27.163	6 - 2:16.316	
2 - 2:14.111	7 - 2:21.190	
3 - 2:13.942	8 - 2:25.491	
4 - <b>2:13.611</b>	9 - 2:28.410	
5 - 2:15.830		
<b>79</b>	<b>Mark JONES</b>	Ford Lotus Cortina
1 - 2:16.267	6 - 2:08.381	
2 - 2:08.786	7 - 2:10.026	
3 - 2:08.455	8 - 2:10.975	
4 - 2:08.035	9 - 2:12.912	
5 - <b>2:07.337</b>	10 - 2:15.322	
<b>81</b>	<b>Chris GLAISTER</b>	Ford Anglia
1 - 2:36.814	6 - 2:16.973	
2 - 2:20.139	7 - 2:20.054	
3 - 2:17.763	8 - 2:22.490	
4 - <b>2:16.120</b>	9 - 2:22.454	
5 - 2:17.394		

Weather/Track: Cloud/Wet

**HSCC/HRSR ByBox Historic Touring Cars**  
**RACE 5 - LAP ANALYSIS - Croft - 2/3 August 2014**  
 (contd.)

<b>83</b>	<b>Ian BROWN</b>	Volkswagen Beetle
1 -	2:28.225	6 - 2:15.864
2 -	2:14.774	7 - 2:14.698
3 -	2:13.849	8 - 2:17.496
4 -	<b>2:12.739</b>	9 - 2:19.524
5 -	2:15.822	10 - 2:19.280
<b>84</b>	<b>Steve JONES</b>	Morris Mini Cooper S
<b>85</b>	<b>Roger GODFREY</b>	Austin Mini Cooper S
1 -	2:15.803	6 - 2:03.749
2 -	2:02.743	7 - 2:04.283
3 -	2:01.724	8 - 2:04.605
4 -	<b>2:01.486</b>	9 - 2:06.389
5 -	2:02.620	10 - 2:07.984
<b>94</b>	<b>Steven PLATTS</b>	Singer Chamois
1 -	2:20.790	6 - <b>2:10.079</b>
2 -	2:11.519	7 - 2:14.318
3 -	2:12.586	8 - 2:16.576
4 -	2:11.128	9 - 2:17.003
5 -	2:10.429	10 - 2:16.905
<b>95</b>	<b>Shaun HAZLEWOOD</b>	Hillman Imp
1 -	2:24.369	6 - 2:18.189
2 -	2:11.654	7 - 2:17.916
3 -	<b>2:10.869</b>	8 - 2:20.434
4 -	2:11.017	9 - 2:21.337
5 -	3:08.572	
<b>99</b>	<b>Ian GUNTON</b>	Hillman Imp
1 -	2:29.998	6 - 2:12.871
2 -	2:13.711	7 - 2:15.241
3 -	2:13.988	8 - 2:17.642
4 -	<b>2:10.345</b>	9 - 2:17.121
5 -	2:13.885	10 - 2:21.568

Weather/Track: Cloud/Wet

www.mstworld.com

Page 3 of 3

Croft  
 Circuit Length = 2.1270 miles.  
 Start: 16:04 End: 16:25

Printed - 16:32 Saturday, 02 August 2014

**HSCC/HRSR ByBox Historic Touring Cars**  
**RACE 5 - LAP CHART - Croft - 2/3 August 2014**

Lap 1			Lap 2			Lap 3			Lap 4			Lap 5		
No	Behind	Laptime	No	Behind	Laptime	No	Behind	Laptime	No	Behind	Laptime	No	Behind	Laptime
67		2:13.996	85		2:02.743	85		2:01.724	85		2:01.486	85		2:02.620
85	1.807	2:15.803	67	0.832	2:05.382	67	2.372	2:03.264	67	5.994	2:05.108	67	7.686	2:04.312
79	2.271	2:16.267	79	6.507	2:08.786	79	13.238	2:08.455	79	19.787	2:08.035	79	24.504	2:07.337
37	4.667	2:18.663	37	10.523	2:10.406	37	17.525	2:08.726	37	23.639	2:07.600	37	27.952	2:06.933
1	5.336	2:19.332	1	11.114	2:10.328	1	18.838	2:09.448	1	25.654	2:08.302	1	31.481	2:08.447
94	6.794	2:20.790	94	13.763	2:11.519	35	23.299	2:10.506	35	29.944	2:08.131	35	35.470	2:08.146
35	7.966	2:21.962	35	14.517	2:11.101	17	24.231	2:10.717	17	31.235	2:08.490	17	36.984	2:08.369
17	8.790	2:22.786	17	15.238	2:10.998	94	24.625	2:12.586	6	33.261	2:09.191	6	39.889	2:09.248
6	9.878	2:23.874	6	17.405	2:12.077	6	25.556	2:09.875	94	34.267	2:11.128	94	42.076	2:10.429
95	10.373	2:24.369	95	17.477	2:11.654	95	26.622	2:10.869	38	34.893	2:09.538	38	44.981	2:12.708
38	11.295	2:25.291	38	18.493	2:11.748	38	26.841	2:10.072	95	36.153	2:11.017	99	57.551	2:13.885
69	13.167	2:27.163	69	22.728	2:14.111	69	34.946	2:13.942	99	46.286	2:10.345	69	1:00.281	2:15.830
83	14.229	2:28.225	83	24.453	2:14.774	83	36.578	2:13.849	69	47.071	2:13.611	83	1:01.033	2:15.822
99	16.002	2:29.998	99	25.163	2:13.711	99	37.427	2:13.988	83	47.831	2:12.739	40	1:14.663	2:16.292
40	18.947	2:32.943	40	31.711	2:17.314	40	46.257	2:16.270	40	1:00.991	2:16.220	81	1:23.854	2:17.394
81	22.818	2:36.814	81	38.407	2:20.139	81	54.446	2:17.763	81	1:09.080	2:16.120	95	1:42.105	3:08.572
47	58.862	3:12.858	47	1:11.663	2:17.351	47	1:37.222	2:27.283	47	1:52.790	2:17.054			

Weather/Track: Cloud/Wet

Croft  
Circuit Length = 2.1270 miles.  
Start: 16:04 End: 16:25

**HSCC/HRSR ByBox Historic Touring Cars**  
**RACE 5 - LAP CHART - Croft - 2/3 August 2014**  
 (contd.)


Lap 6			Lap 7			Lap 8			Lap 9			Lap 10		
No	Behind	Laptime	No	Behind	Laptime	No	Behind	Laptime	No	Behind	Laptime	No	Behind	Laptime
85		2:03.749	85		2:04.283	85		2:04.605	85		2:06.389	85		2:07.984
47	1 LAP	2:16.430	67	9.102	2:05.315	95	1 LAP	2:17.916	81	1 LAP	2:22.490	69	1 LAP	2:28.410
67	8.070	2:04.133	79	34.879	2:10.026	67	10.344	2:05.847	67	11.249	2:07.294	40	1 LAP	2:26.751
79	29.136	2:08.381	37	36.953	2:09.059	79	41.249	2:10.975	95	1 LAP	2:20.434	67	12.393	2:09.128
37	32.177	2:07.974	47	1 LAP	2:43.597P	37	42.945	2:10.597	47	2 LAPS	4:10.384P	81	1 LAP	2:22.454
1	35.762	2:08.030	1	43.930	2:12.451	1	53.206	2:13.881	79	47.772	2:12.912	95	1 LAP	2:21.337
35	40.441	2:08.720	17	49.258	2:12.469	17	56.579	2:11.926	37	48.528	2:11.972	37	53.270	2:12.726
17	41.072	2:07.837	35	50.416	2:14.258	35	57.595	2:11.784	1	1:00.585	2:13.768	79	55.110	2:15.322
6	46.256	2:10.116	6	53.478	2:11.505	38	1:01.251	2:12.183	17	1:02.187	2:11.997	1	1:07.713	2:15.112
94	48.406	2:10.079	38	53.673	2:09.136	6	1:01.370	2:12.497	35	1:03.518	2:12.312	17	1:08.297	2:14.094
38	48.820	2:07.588	94	58.441	2:14.318	94	1:10.412	2:16.576	38	1:04.968	2:10.106	35	1:08.806	2:13.272
99	1:06.673	2:12.871	99	1:17.631	2:15.241	99	1:30.668	2:17.642	6	1:08.889	2:13.908	38	1:09.197	2:12.213
69	1:12.848	2:16.316	83	1:23.563	2:14.698	83	1:36.454	2:17.496	94	1:21.026	2:17.003	6	1:16.754	2:15.849
83	1:13.148	2:15.864	69	1:29.755	2:21.190	69	1:50.641	2:25.491	99	1:41.400	2:17.121	94	1:29.947	2:16.905
40	1:25.927	2:15.013	40	1:38.375	2:16.731	40	1:53.419	2:19.649	83	1:49.589	2:19.524	99	1:54.984	2:21.568
81	1:37.078	2:16.973	81	1:52.849	2:20.054							83	2:00.885	2:19.280
95	1:56.545	2:18.189												

Weather/Track: Cloud/Wet

Croft  
 Circuit Length = 2.1270 miles.  
 Start: 16:04 End: 16:25

# HSCC/HRSR ByBox Historic Touring Cars

## RACE 14 - GRID - Croft - 2/3 August 2014



ROW 1	67 MORGAN	85 GODFREY	POLE
ROW 2	79 JONES	37 GARDINER	
ROW 3	17 ANDREW	1 DAVIES	
ROW 4	38 JOHNSON	35 BROWN	
ROW 5	94 PLATTS	6 BRIGGS	
ROW 6	83 BROWN	99 GUNTON	
ROW 7	40 WRAY	69 BULLEN	
ROW 8	95 HAZLEWOOD	81 GLAISTER	
ROW 9	84 JONES	47 COX	

Weather/Track: Cloud/Wet

These results are provisional until the conclusion of any judicial and technical matters.

Croft

Circuit Length = 2.1270 miles.

Start: 16:04 End: 16:25

Clerk of the Course:

Timekeeper:

# HSCC/HRSR ByBox Historic Touring Cars

## RACE 14 - CLASSIFICATION - Croft - 2/3 August 2014

POS	NO	CL	DRIVER	NAT	CAR	TIME	LAPS	GAP	MPH	BEST
1	1	B	Tim DAVIES		Ford Lotus Cortina	20:54.769	12		73.23	1:42.842
2	6	K1	Warren BRIGGS		Ford Mustang	21:12.074	12	17.305	72.23	1:43.674
3	37	C	Mike GARDINER		Ford Lotus Cortina	21:13.844	12	19.075	72.13	1:44.508
4	69	C	Bob BULLEN		Ford Anglia	21:24.101	12	29.332	71.55	1:43.816
5	85	D	Roger GODFREY		Austin Mini Cooper S	21:27.867	12	33.098	71.34	1:46.002
6	67	D	Pete MORGAN		Austin Mini	21:29.061	12	34.292	71.28	1:46.178
7	17	K3	Tom ANDREW		Ford Lotus Cortina	21:29.482	12	34.713	71.25	1:45.872
8	38	K4	Brian JOHNSON		Austin Mini Cooper S	21:52.435	12	57.666	70.01	1:47.393
9	84	K4	Steve JONES		Morris Mini Cooper S	21:58.503	12	1:03.734	69.69	1:47.298
10	95	E	Shaun HAZLEWOOD		Hillman Imp	22:32.079	12	1:37.310	67.95	1:49.464
11	81	C	Chris GLAISTER		Ford Anglia	22:43.478	12	1:48.709	67.39	1:52.145
12	40	K3	Dan WRAY		Ford Lotus Cortina	21:04.294	11	1 LAP	66.62	1:50.163

### NOT CLASSIFIED

79	K3	Mark JONES		Ford Lotus Cortina	14:30.415	8	D.N.F.	70.37	1:42.748
94	E	Steven PLATTS		Singer Chamois	14:38.867	8	D.N.F.	69.70	1:47.921
99	E	Ian GUNTON		Hillman Imp	9:59.997	5	D.N.F.	63.81	1:54.549
83	D	Ian BROWN		Volkswagen Beetle	6:29.009	1	D.N.F.	19.68	
47	K3	Nigel COX		Ford Lotus Cortina		0	D.N.F.	N/A	

### FASTEST LAP

79	K3	Mark JONES		Ford Lotus Cortina	1:42.748	3	74.52mph	119.93kph
1	B	Tim DAVIES		Ford Lotus Cortina	1:42.842	3	74.45mph	119.82kph
6	K1	Warren BRIGGS		Ford Mustang	1:43.674	3	73.85mph	118.86kph
69	C	Bob BULLEN		Ford Anglia	1:43.816	3	73.75mph	118.70kph
85	D	Roger GODFREY		Austin Mini Cooper S	1:46.002	12	72.23mph	116.25kph
84	K4	Steve JONES		Morris Mini Cooper S	1:47.298	12	71.36mph	114.84kph
94	E	Steven PLATTS		Singer Chamois	1:47.921	6	70.95mph	114.18kph

**NON-STARTER - CAR 35**

**Weather/Track: Bright/Dry**

**These results are provisional until the conclusion of any judicial and technical matters.**

Croft

Circuit Length = 2.1270 miles.

Start: 15:30 End: 15:51

Clerk of the Course:

Timekeeper:



# HSCC/HRSR ByBox Historic Touring Cars

## RACE 14 - LAP ANALYSIS - Croft - 2/3 August 2014

<b>1</b>	<b>Tim DAVIES</b>	Ford Lotus Cortina
1 - 1:53.453	6 - 1:43.415	11 - 1:44.705
2 - 1:43.553	7 - 1:43.335	12 - 1:45.380
3 - <b>1:42.842</b>	8 - 1:43.756	
4 - 1:43.321	9 - 1:44.121	
5 - 1:42.983	10 - 1:43.905	
<b>6</b>	<b>Warren BRIGGS</b>	Ford Mustang
1 - 1:55.886	6 - 1:45.200	11 - 1:45.610
2 - 1:45.018	7 - 1:45.239	12 - 1:46.483
3 - <b>1:43.674</b>	8 - 1:45.548	
4 - 1:44.189	9 - 1:45.331	
5 - 1:44.657	10 - 1:45.239	
<b>17</b>	<b>Tom ANDREW</b>	Ford Lotus Cortina
1 - 1:56.509	6 - 1:46.500	11 - 1:46.099
2 - 1:47.293	7 - 1:46.807	12 - 1:45.950
3 - 1:47.443	8 - <b>1:45.872</b>	
4 - 1:46.762	9 - 1:46.285	
5 - 1:47.115	10 - 1:46.847	
<b>37</b>	<b>Mike GARDINER</b>	Ford Lotus Cortina
1 - 1:52.413	6 - 1:46.747	11 - 1:45.625
2 - <b>1:44.508</b>	7 - 1:45.470	12 - 1:45.589
3 - 1:45.044	8 - 1:45.480	
4 - 1:45.726	9 - 1:45.628	
5 - 1:45.169	10 - 1:46.445	
<b>38</b>	<b>Brian JOHNSON</b>	Austin Mini Cooper S
1 - 1:58.140	6 - 1:48.598	11 - 1:48.999
2 - 1:48.445	7 - 1:48.137	12 - 1:48.649
3 - 1:48.545	8 - 1:47.870	
4 - 1:48.901	9 - <b>1:47.393</b>	
5 - 1:49.436	10 - 1:49.322	
<b>40</b>	<b>Dan WRAY</b>	Ford Lotus Cortina
1 - 2:00.323	6 - 1:54.314	11 - 1:55.475
2 - 1:51.510	7 - 1:59.048	
3 - <b>1:50.163</b>	8 - 1:58.512	
4 - 1:50.350	9 - 1:57.058	
5 - 1:51.990	10 - 1:55.551	

NON-STARTER - CAR 35  
Weather/Track: Bright/Dry

**HSCC/HRSR ByBox Historic Touring Cars**  
**RACE 14 - LAP ANALYSIS - Croft - 2/3 August 2014**  
 (contd.)

<b>47</b>	<b>Nigel COX</b>	Ford Lotus Cortina
<b>67</b>	<b>Pete MORGAN</b>	Austin Mini
1 - 1:54.330	6 - 1:46.770	11 - 1:46.605
2 - 1:47.865	7 - 1:46.466	12 - 1:46.644
3 - 1:47.776	8 - 1:46.581	
4 - 1:46.710	9 - <b>1:46.178</b>	
5 - 1:46.427	10 - 1:46.709	
<b>69</b>	<b>Bob BULLEN</b>	Ford Anglia
1 - 1:55.852	6 - 1:45.891	11 - 1:46.314
2 - 1:46.033	7 - 1:46.157	12 - 1:46.433
3 - <b>1:43.816</b>	8 - 1:46.447	
4 - 1:44.843	9 - 1:48.133	
5 - 1:48.339	10 - 1:45.843	
<b>79</b>	<b>Mark JONES</b>	Ford Lotus Cortina
1 - 1:54.848	6 - 1:44.605	
2 - 1:44.747	7 - 1:44.279	
3 - <b>1:42.748</b>	8 - 2:11.703P	
4 - 1:43.901		
5 - 1:43.584		
<b>81</b>	<b>Chris GLAISTER</b>	Ford Anglia
1 - 2:04.651	6 - 1:52.434	11 - 1:52.588
2 - 1:52.517	7 - 1:52.308	12 - 1:53.056
3 - 1:52.331	8 - 1:52.366	
4 - 1:53.690	9 - 1:52.562	
5 - 1:52.830	10 - <b>1:52.145</b>	
<b>83</b>	<b>Ian BROWN</b>	Volkswagen Beetle
1 - 6:29.009P		

NON-STARTER - CAR 35  
 Weather/Track: Bright/Dry

**HSCC/HRSR ByBox Historic Touring Cars**  
**RACE 14 - LAP ANALYSIS - Croft - 2/3 August 2014**  
 (contd.)

<b>84</b>	<b>Steve JONES</b>	Morris Mini Cooper S
1 - 2:04.505	6 - 1:47.924	11 - 1:48.333
2 - 1:49.805	7 - 1:49.150	12 - <b>1:47.298</b>
3 - 1:48.321	8 - 1:48.248	
4 - 1:50.329	9 - 1:47.836	
5 - 1:48.823	10 - 1:47.931	
<b>85</b>	<b>Roger GODFREY</b>	Austin Mini Cooper S
1 - 1:55.189	6 - 1:46.703	11 - 1:46.566
2 - 1:47.265	7 - 1:46.447	12 - <b>1:46.002</b>
3 - 1:46.891	8 - 1:46.527	
4 - 1:46.845	9 - 1:46.297	
5 - 1:46.396	10 - 1:46.739	
<b>94</b>	<b>Steven PLATTS</b>	Singer Chamois
1 - 1:58.788	6 - <b>1:47.921</b>	
2 - 1:48.862	7 - 1:48.044	
3 - 1:48.070	8 - 1:48.067	
4 - 1:49.117		
5 - 1:49.998		
<b>95</b>	<b>Shaun HAZLEWOOD</b>	Hillman Imp
1 - 2:03.391	6 - 1:51.099	11 - 1:52.910
2 - 1:50.845	7 - 1:51.897	12 - 1:53.757
3 - <b>1:49.464</b>	8 - 1:52.132	
4 - 1:50.206	9 - 1:53.042	
5 - 1:50.114	10 - 1:53.222	
<b>99</b>	<b>Ian GUNTON</b>	Hillman Imp
1 - 2:06.679		
2 - 1:54.987		
3 - <b>1:54.549</b>		
4 - 1:55.027		
5 - 2:08.755P		

NON-STARTER - CAR 35  
 Weather/Track: Bright/Dry

**HSCC/HRSR ByBox Historic Touring Cars**  
**RACE 14 - LAP CHART - Croft - 2/3 August 2014**

Lap 1			Lap 2			Lap 3			Lap 4			Lap 5		
No	Behind	Laptime	No	Behind	Laptime	No	Behind	Laptime	No	Behind	Laptime	No	Behind	Laptime
37		1:52.413	37		1:44.508	1		1:42.842	1		1:43.321	1		1:42.983
1	1.040	1:53.453	1	0.085	1:43.553	37	2.117	1:45.044	79	3.075	1:43.901	79	3.676	1:43.584
67	1.917	1:54.330	79	2.674	1:44.747	79	2.495	1:42.748	37	4.522	1:45.726	37	6.708	1:45.169
79	2.435	1:54.848	6	3.983	1:45.018	6	4.730	1:43.674	6	5.598	1:44.189	6	7.272	1:44.657
85	2.776	1:55.189	69	4.964	1:46.033	69	5.853	1:43.816	69	7.375	1:44.843	69	12.731	1:48.339
69	3.439	1:55.852	67	5.274	1:47.865	85	9.497	1:46.891	85	13.021	1:46.845	85	16.434	1:46.396
6	3.473	1:55.886	85	5.533	1:47.265	67	10.123	1:47.776	67	13.512	1:46.710	67	16.956	1:46.427
17	4.096	1:56.509	17	6.881	1:47.293	17	11.397	1:47.443	17	14.838	1:46.762	17	18.970	1:47.115
38	5.727	1:58.140	38	9.664	1:48.445	38	15.282	1:48.545	38	20.862	1:48.901	38	27.315	1:49.436
94	6.375	1:58.788	94	10.729	1:48.862	94	15.872	1:48.070	94	21.668	1:49.117	94	28.683	1:49.998
40	7.910	2:00.323	40	14.912	1:51.510	40	22.148	1:50.163	40	29.177	1:50.350	40	35.631	1:48.823
95	10.978	2:03.391	95	17.315	1:50.845	84	22.783	1:48.321	84	29.791	1:50.329	95	37.868	1:50.114
84	12.092	2:04.505	84	17.389	1:49.805	95	23.852	1:49.464	95	30.737	1:50.206	40	38.184	1:51.990
81	12.238	2:04.651	81	20.247	1:52.517	81	29.651	1:52.331	81	40.020	1:53.690	81	49.867	1:52.830
99	14.266	2:06.679	99	24.745	1:54.987	99	36.367	1:54.549	99	48.073	1:55.027	99	1:13.845	2:08.755P
						83	2 LAPS	6:29.009P						

**NON-STARTER - CAR 35**  
**Weather/Track: Bright/Dry**

Croft  
Circuit Length = 2.1270 miles.  
Start: 15:30 End: 15:51

**HSCC/HRSR ByBox Historic Touring Cars**  
**RACE 14 - LAP CHART - Croft - 2/3 August 2014**  
 (contd.)

Lap 6			Lap 7			Lap 8			Lap 9			Lap 10		
No	Behind	Laptime	No	Behind	Laptime	No	Behind	Laptime	No	Behind	Laptime	No	Behind	Laptime
1		1:43.415	1		1:43.335	1		1:43.756	1		1:44.121	1		1:43.905
79	4.866	1:44.605	79	5.810	1:44.279	6	12.753	1:45.548	6	13.963	1:45.331	6	15.297	1:45.239
6	9.057	1:45.200	6	10.961	1:45.239	37	13.899	1:45.480	37	15.406	1:45.628	37	17.946	1:46.445
37	10.040	1:46.747	37	12.175	1:45.470	69	20.720	1:46.447	69	24.732	1:48.133	69	26.670	1:45.843
69	15.207	1:45.891	69	18.029	1:46.157	85	25.605	1:46.527	85	27.781	1:46.297	85	30.615	1:46.739
85	19.722	1:46.703	85	22.834	1:46.447	67	26.267	1:46.581	67	28.324	1:46.178	67	31.128	1:46.709
67	20.311	1:46.770	67	23.442	1:46.466	17	27.643	1:45.872	17	29.807	1:46.285	17	32.749	1:46.847
17	22.055	1:46.500	17	25.527	1:46.807	79	33.757	2:11.703P	38	44.686	1:47.393	38	50.103	1:49.322
38	32.498	1:48.598	38	37.300	1:48.137	38	41.414	1:47.870	84	54.162	1:47.836	84	58.188	1:47.931
94	33.189	1:47.921	94	37.898	1:48.044	94	42.209	1:48.067	95	1:11.411	1:53.042	95	1:20.728	1:53.222
84	40.140	1:47.924	84	45.955	1:49.150	84	50.447	1:48.248	81	1:24.910	1:52.562	81	1:33.150	1:52.145
95	45.552	1:51.099	95	54.114	1:51.897	95	1:02.490	1:52.132	40	1:32.489	1:57.058	40	1:44.135	1:55.551
40	49.083	1:54.314	40	1:04.796	1:59.048	81	1:16.469	1:52.366						
81	58.886	1:52.434	81	1:07.859	1:52.308	40	1:19.552	1:58.512						

NON-STARTER - CAR 35  
 Weather/Track: Bright/Dry

**HSCC/HRSR ByBox Historic Touring Cars**  
**RACE 14 - LAP CHART - Croft - 2/3 August 2014**  
 (contd.)

Lap 11			Lap 12			Lap 13			Lap 14			Lap 15		
No	Behind	Laptime	No	Behind	Laptime	No	Behind	Laptime	No	Behind	Laptime	No	Behind	Laptime
1		1:44.705	1		1:45.380									
6	16.202	1:45.610	40	1 LAP	1:55.475									
37	18.866	1:45.625	6	17.305	1:46.483									
69	28.279	1:46.314	37	19.075	1:45.589									
85	32.476	1:46.566	69	29.332	1:46.433									
67	33.028	1:46.605	85	33.098	1:46.002									
17	34.143	1:46.099	67	34.292	1:46.644									
38	54.397	1:48.999	17	34.713	1:45.950									
84	1:01.816	1:48.333	38	57.666	1:48.649									
95	1:28.933	1:52.910	84	1:03.734	1:47.298									
81	1:41.033	1:52.588	95	1:37.310	1:53.757									
			81	1:48.709	1:53.056									

**NON-STARTER - CAR 35**  
**Weather/Track: Bright/Dry**

**HSCC Classic Clubmans & Formula Ford 2000**  
**QUALIFYING - Croft - 2/3 August 2014**

POS	NO	CL	DRIVER	NAT	CAR	TIME	LAPS	GAP	MPH
1	1	A	Mark CHARTERIS		Mallock Mk20/21	1:25.413	8		89.64
2	11	A	Mark HALES		Centaur 14	1:25.445	10	0.032	89.61
3	27	A	Andrew PARK		Reynard SF81	1:28.646	10	3.233	86.38
4	21	A	John HARRISON		Mallock MK21	1:28.990	10	3.577	86.04
5	2	A	Benn SIMMS		Royale RP30	1:29.563	10	4.150	85.49
6	3	A	Tom SMITH		Royale RP27	1:30.410	9	4.997	84.69
7	15	A	Robert MANSON		Mallock Mk21	1:30.493	10	5.080	84.61
8	75	A	Colin WRIGHT		Reynard SF79	1:31.071	9	5.658	84.07
9	31	A	Mike HICKSON		Mallock MK20B	1:31.282	9	5.869	83.88
10	7	A	Robert TUSTING		Delta T79	1:31.293	9	5.880	83.87
11	72	A	Andrew STORER		Royale RP27	1:31.394	8	5.981	83.78
12	28	A	John HAYES-HARLOW		Reynard SF78	1:32.332	9	6.919	82.93
13	59	B	Thomas WHITE		Crossle 33F	1:32.590	9	7.177	82.70
14	50	B	Clive WOOD		Mallock Mk20B	1:32.788	9	7.375	82.52
15	17	A	Alan COOK		Mallock Mk20	1:33.198	9	7.785	82.16
16	6	A	Jeremy MAIN		Reynard SF79	1:33.202	9	7.789	82.15
17	34	A	Ben ATKINSON-WILLES		Reynard SF78	1:34.390	9	8.977	81.12
18	33	A	R ATKINSON-WILLES		Reynard SF79	1:34.727	9	9.314	80.83
19	55	B	Adam PATERSON		Mallock Mk18	1:35.673	9	10.260	80.03
20	22	A	Fraser COLLINS		Royale RP30	1:35.760	9	10.347	79.96
21	67	B	Paul MARSHALL		Mallock Mk18B	1:36.177	9	10.764	79.61
22	24	A	Alan GAPE		Royale RP27	1:39.812	8	14.399	76.71
23	32	B	Trevor KNIGHT		Tiga SF78	1:40.396	8	14.983	76.27
24	44	A	John DE RITTER		Delta T79	1:41.245	8	15.832	75.63
25	77	C	Robert YARWOOD		Ladybird Mk6B	1:42.430	6	17.017	74.75
26	46	C	John BOWLES		Elden Mk14	1:42.988	8	17.575	74.35
27	78	B	Jeremy CAINE		Lola T580	1:43.549	8	18.136	73.94
28	45	C	John STAPLETON		Tui BH2	1:43.800	8	18.387	73.76
29	60	B	Brian HUNTER		Mallock Mk16	1:43.815	8	18.402	73.75
30	331	A	James CLARKE		Mallock Mk20b	1:56.117	7	30.704	65.94
31	66	A	Andy TURNOCK		Royale RP27	19:28.688	1	18:03.275	6.55

**CAR 66 - only completed 1 lap**

**Weather/Track: Cloud/Damp**

**These results are provisional until the conclusion of any judicial and technical matters.**

Croft

Circuit Length = 2.1270 miles.

Start: 11:34 End: 11:49

Clerk of the Course:	Timekeeper:
----------------------	-------------

# HSCC Classic Clubmans & Formula Ford 2000

## QUALIFYING LAP ANALYSIS - Croft - 2/3 August 2014

<b>1</b>	<b>Mark CHARTERIS</b>	Mallock Mk20/21
1 - X:00.000	6 - 1:26.371	
2 - 1:28.922	7 - 1:25.640	
3 - 1:29.719	8 - <b>1:25.413</b>	
4 - 1:25.657		
5 - 1:27.213		
<b>2</b>	<b>Benn SIMMS</b>	Royale RP30
1 - X:00.000	6 - 1:32.908	
2 - 1:40.852	7 - 1:31.108	
3 - 1:36.184	8 - 1:30.083	
4 - 1:33.373	9 - 1:30.844	
5 - 1:32.495	10 - <b>1:29.563</b>	
<b>3</b>	<b>Tom SMITH</b>	Royale RP27
1 - X:00.000	6 - 1:31.226	
2 - 1:42.732	7 - <b>1:30.410</b>	
3 - 1:36.767	8 - 1:33.690	
4 - 1:38.483	9 - 1:31.311	
5 - 1:35.812		
<b>6</b>	<b>Jeremy MAIN</b>	Reynard SF79
1 - X:00.000	6 - 1:36.356	
2 - 1:47.629	7 - 1:37.581	
3 - 1:42.827	8 - 1:35.487	
4 - 1:53.522	9 - <b>1:33.202</b>	
5 - 1:37.183		
<b>7</b>	<b>Robert TUSTING</b>	Delta T79
1 - X:00.000	6 - 1:33.479	
2 - 1:46.399	7 - 1:32.645	
3 - 1:41.877	8 - 1:32.637	
4 - 1:38.523	9 - <b>1:31.293</b>	
5 - 1:37.668		
<b>11</b>	<b>Mark HALES</b>	Centaur 14
1 - X:00.000	6 - 1:29.903	
2 - 1:39.844	7 - 1:27.227	
3 - 1:36.019	8 - <b>1:25.445</b>	
4 - 1:30.762	9 - 1:28.138	
5 - 1:31.064	10 - 1:29.322	

CAR 66 - only completed 1 lap  
Weather/Track: Cloud/Damp



**HSCC Classic Clubmans & Formula Ford 2000**  
**QUALIFYING LAP ANALYSIS - Croft - 2/3 August 2014**  
 (contd.)

<b>15</b>	<b>Robert MANSON</b>	Mallock Mk21
1 - X:00.000	6 - 1:32.415	
2 - 1:49.305	7 - 1:32.333	
3 - 1:38.267	8 - 1:34.619	
4 - 1:34.252	9 - 1:31.608	
5 - 1:33.320	10 - <b>1:30.493</b>	
<b>17</b>	<b>Alan COOK</b>	Mallock Mk20
1 - X:00.000	6 - 1:36.789	
2 - 1:54.657	7 - 1:35.313	
3 - 1:47.483	8 - 1:36.741	
4 - 1:42.825	9 - <b>1:33.198</b>	
5 - 1:38.144		
<b>21</b>	<b>John HARRISON</b>	Mallock MK21
1 - X:00.000	6 - 1:29.363	
2 - 1:43.975	7 - 1:29.900	
3 - 1:33.825	8 - 1:32.134	
4 - 1:33.688	9 - 1:29.448	
5 - 1:33.944	10 - <b>1:28.990</b>	
<b>22</b>	<b>Fraser COLLINS</b>	Royale RP30
1 - X:00.000	6 - 1:39.145	
2 - 1:57.704	7 - 1:38.697	
3 - 1:47.808	8 - 1:37.676	
4 - 1:43.608	9 - <b>1:35.760</b>	
5 - 1:42.678		
<b>24</b>	<b>Alan GAPE</b>	Royale RP27
1 - X:00.000	6 - 1:40.891	
2 - 1:54.002	7 - 1:40.570	
3 - 1:48.162	8 - <b>1:39.812</b>	
4 - 1:45.279		
5 - 1:41.711		
<b>27</b>	<b>Andrew PARK</b>	Reynard SF81
1 - X:00.000	6 - 1:31.671	
2 - 1:40.337	7 - 1:29.885	
3 - 1:36.578	8 - 1:30.099	
4 - 1:33.758	9 - <b>1:28.646</b>	
5 - 1:32.884	10 - 1:28.713	

CAR 66 - only completed 1 lap  
 Weather/Track: Cloud/Damp

**HSCC Classic Clubmans & Formula Ford 2000**  
**QUALIFYING LAP ANALYSIS - Croft - 2/3 August 2014**  
 (contd.)

<b>28</b>	<b>John HAYES-HARLOW</b>	Reynard SF78
1 - X:00.000	6 - 1:38.115	
2 - 1:47.755	7 - <b>1:32.332</b>	
3 - 1:43.349	8 - 1:33.752	
4 - 1:37.039	9 - 1:47.451	
5 - 1:37.428		
<b>31</b>	<b>Mike HICKSON</b>	Mallock MK20B
1 - X:00.000	6 - 1:32.273	
2 - 1:52.443	7 - <b>1:31.282</b>	
3 - 1:38.600	8 - 1:43.471	
4 - 1:36.841	9 - 1:31.857	
5 - 1:37.137		
<b>32</b>	<b>Trevor KNIGHT</b>	Tiga SF78
1 - X:00.000	6 - 1:42.468	
2 - 2:01.148	7 - 1:41.904	
3 - 1:53.889	8 - <b>1:40.396</b>	
4 - 1:49.473		
5 - 1:46.036		
<b>33</b>	<b>R ATKINSON-WILLES</b>	Reynard SF79
1 - X:00.000	6 - 1:36.336	
2 - 1:45.354	7 - 1:35.139	
3 - 1:44.495	8 - 1:36.094	
4 - 1:43.373	9 - <b>1:34.727</b>	
5 - 1:39.281		
<b>34</b>	<b>Ben ATKINSON-WILLES</b>	Reynard SF78
1 - X:00.000	6 - <b>1:34.390</b>	
2 - 1:47.178	7 - 1:35.421	
3 - 1:44.554	8 - 1:35.918	
4 - 1:37.903	9 - 1:34.480	
5 - 1:35.636		
<b>44</b>	<b>John DE RITTER</b>	Delta T79
1 - X:00.000	6 - 1:45.666	
2 - 1:58.652	7 - 1:42.282	
3 - 1:47.555	8 - <b>1:41.245</b>	
4 - 1:47.579		
5 - 1:45.274		

CAR 66 - only completed 1 lap  
 Weather/Track: Cloud/Damp

**HSCC Classic Clubmans & Formula Ford 2000**  
**QUALIFYING LAP ANALYSIS - Croft - 2/3 August 2014**  
 (contd.)

<b>45</b>	<b>John STAPLETON</b>	Tui BH2
1 - X:00.000	6 - <b>1:43.800</b>	
2 - 2:06.800	7 - 1:46.207	
3 - 1:57.014	8 - 1:45.794	
4 - 1:50.840		
5 - 1:46.552		
<b>46</b>	<b>John BOWLES</b>	Elden Mk14
1 - X:00.000	6 - 1:43.646	
2 - 1:58.542	7 - 1:45.763	
3 - 1:52.127	8 - <b>1:42.988</b>	
4 - 1:47.139		
5 - 1:44.829		
<b>50</b>	<b>Clive WOOD</b>	Mallock Mk20B
1 - X:00.000	6 - 1:37.729	
2 - 1:50.279	7 - 1:33.818	
3 - 1:41.549	8 - 1:32.909	
4 - 1:42.652	9 - <b>1:32.788</b>	
5 - 1:39.339		
<b>55</b>	<b>Adam PATERSON</b>	Mallock Mk18
1 - X:00.000	6 - 1:38.410	
2 - 1:47.615	7 - <b>1:35.673</b>	
3 - 1:48.006	8 - 1:35.770	
4 - 1:40.274	9 - 1:36.736	
5 - 1:37.670		
<b>59</b>	<b>Thomas WHITE</b>	Crossle 33F
1 - X:00.000	6 - 1:34.294	
2 - 1:42.744	7 - 1:32.615	
3 - 1:37.282	8 - 1:32.991	
4 - 1:36.362	9 - <b>1:32.590</b>	
5 - 1:38.896		
<b>60</b>	<b>Brian HUNTER</b>	Mallock Mk16
1 - X:00.000	6 - 1:44.539	
2 - 1:59.077	7 - 1:46.503	
3 - 1:53.310	8 - <b>1:43.815</b>	
4 - 1:46.706		
5 - 1:47.557		

CAR 66 - only completed 1 lap  
 Weather/Track: Cloud/Damp

**HSCC Classic Clubmans & Formula Ford 2000**  
**QUALIFYING LAP ANALYSIS - Croft - 2/3 August 2014**  
 (contd.)

<b>66</b>	<b>Andy TURNOCK</b>	Royale RP27
1 - X:00.000		
<b>67</b>	<b>Paul MARSHALL</b>	Mallock Mk18B
1 - X:00.000    6 - 1:39.809 2 - 1:55.861    7 - 1:38.177 3 - 1:45.642    8 - <b>1:36.177</b> 4 - 1:43.177    9 - 1:37.696 5 - 1:40.746		
<b>72</b>	<b>Andrew STORER</b>	Royale RP27
1 - X:00.000    6 - <b>1:31.394</b> 2 - 1:42.011    7 - 1:33.007 3 - 1:35.458    8 - 2:03.415P 4 - 1:34.697 5 - 1:36.339		
<b>75</b>	<b>Colin WRIGHT</b>	Reynard SF79
1 - X:00.000    6 - 1:32.703 2 - 1:42.484    7 - <b>1:31.071</b> 3 - 1:37.519    8 - 1:32.760 4 - 1:38.863    9 - 1:31.762 5 - 1:37.366		
<b>77</b>	<b>Robert YARWOOD</b>	Ladybird Mk6B
1 - X:00.000    6 - 1:47.480P 2 - 1:58.292 3 - 1:47.633 4 - 1:43.480 5 - <b>1:42.430</b>		
<b>78</b>	<b>Jeremy CAINE</b>	Lola T580
1 - X:00.000    6 - 1:45.668 2 - 1:53.815    7 - 1:43.699 3 - 1:52.019    8 - <b>1:43.549</b> 4 - 1:49.424 5 - 1:48.974		

CAR 66 - only completed 1 lap  
 Weather/Track: Cloud/Damp

**HSCC Classic Clubmans & Formula Ford 2000**  
**QUALIFYING LAP ANALYSIS - Croft - 2/3 August 2014**  
(contd.)

<b>331</b>	<b>James CLARKE</b>	Mallock Mk20b
1 - X:00.000	6 - <b>1:56.117</b>	
2 - 2:20.006	7 - 2:03.801P	
3 - 2:10.582		
4 - 2:03.445		
5 - 1:57.271		

**CAR 66 - only completed 1 lap**  
**Weather/Track: Cloud/Damp**

**Historic Formula Ford 2000 Sponsored by Universal Racing Services Ltd**  
**RACE 6 - GRID - Croft - 2/3 August 2014**

POLE	
ROW 1	27   PARK
	2   SIMMS
ROW 2	3   SMITH
	75   WRIGHT
ROW 3	7   TUSTING
	72   STORER
ROW 4	28   HAYES-HARLOW
	59   WHITE
ROW 5	6   MAIN
	34   ATKINSON-WILLES
ROW 6	33   ATKINSON-WILLES
	22   COLLINS
ROW 7	24   GAPE
	32   KNIGHT
ROW 8	44   DE RITTER
	46   BOWLES
ROW 9	78   CAINE
	45   STAPLETON
ROW 10	66   TURNOCK
	64   TUSTING

**Car 64 allowed to start from back of grid.**  
**Weather/Track: Cloud/Damp**

Croft  
 Circuit Length = 2.1270 miles.  
 Start: 11:34 End: 11:49

Clerk of the Course:		Timekeeper:
----------------------	--	-------------

# Historic Formula Ford 2000 Sponsored by Universal Racing Services Ltd

## RACE 6 - CLASSIFICATION - Croft - 2/3 August 2014

POS	NO	CL	DRIVER	NAT	CAR	TIME	LAPS	GAP	MPH	BEST
1	27	A	Andrew PARK		Reynard SF81	20:15.065	12		75.62	1:39.690
2	3	A	Tom SMITH		Royale RP27	20:22.810	12	7.745	75.14	1:40.586
3	2	A	Benn SIMMS		Royale RP30	20:29.817	12	14.752	74.71	1:40.954
4	64	A	Benjamin TUSTING		Reynard SF79	20:33.785	12	18.720	74.47	1:39.849
5	75	A	Colin WRIGHT		Reynard SF79	20:42.224	12	27.159	73.96	1:41.940
6	72	A	Andrew STORER		Royale RP27	20:43.028	12	27.963	73.92	1:41.686
7	28	A	John HAYES-HARLOW		Reynard SF78	21:04.991	12	49.926	72.63	1:42.616
8	59	B	Thomas WHITE		Crossle 33F	21:22.132	12	1:07.067	71.66	1:43.545
9	6	A	Jeremy MAIN		Reynard SF79	21:22.424	12	1:07.359	71.65	1:44.071
10	34	A	Ben ATKINSON-WILLES		Reynard SF78	21:39.003	12	1:23.938	70.73	1:42.851
11	7	A	Robert TUSTING		Delta T79	21:51.418	12	1:36.353	70.06	1:44.356
12	22	A	Fraser COLLINS		Royale RP30	21:51.552	12	1:36.487	70.05	1:46.385
13	44	A	John DE RITTER		Delta T79	21:15.650	11	1 LAP	66.02	1:52.261
14	32	B	Trevor KNIGHT		Tiga SF78	21:21.355	11	1 LAP	65.73	1:53.413
15	24	A	Alan GAPE		Royale RP27	21:37.838	11	1 LAP	64.90	1:54.833
16	45	C	John STAPLETON		Tui BH2	20:15.543	10	2 LAPS	62.99	1:56.882
17	66	A	Andy TURNOCK		Royale RP27	21:29.993	10	2 LAPS	59.35	2:04.368
18	78	B	Jeremy CAINE		Lola T580	21:30.405	10	2 LAPS	59.34	1:52.157

### NOT CLASSIFIED

33	A	R ATKINSON-WILLES	Reynard SF79	17:52.415	10	D.N.F.	71.40	1:43.847
46	C	John BOWLES	Elden Mk14	11:59.927	6	D.N.F.	63.81	1:56.821

### FASTEST LAP

27	A	Andrew PARK	Reynard SF81	1:39.690	10	76.81mph	123.61kph
59	B	Thomas WHITE	Crossle 33F	1:43.545	9	73.95mph	119.01kph
46	C	John BOWLES	Elden Mk14	1:56.821	5	65.54mph	105.48kph

Weather/Track: Cloud/Wet

These results are provisional until the conclusion of any judicial and technical matters.

Croft

Circuit Length = 2.1270 miles.

Start: 17:17 End: 17:37

Clerk of the Course:

Timekeeper:

# Historic Formula Ford 2000 Sponsored by Universal Racing Services Ltd

## RACE 6 - LAP ANALYSIS - Croft - 2/3 August 2014

<b>2</b>	<b>Benn SIMMS</b>	Royale RP30
1 - 1:48.269	6 - <b>1:40.954</b>	11 - 1:41.031
2 - 1:42.027	7 - 1:42.285	12 - 1:44.522
3 - 1:41.739	8 - 1:42.938	
4 - 1:41.090	9 - 1:42.502	
5 - 1:41.290	10 - 1:41.170	
<b>3</b>	<b>Tom SMITH</b>	Royale RP27
1 - 1:47.507	6 - 1:40.960	11 - 1:40.599
2 - 1:42.326	7 - 1:42.673	12 - 1:42.019
3 - 1:41.508	8 - 1:42.362	
4 - 1:40.963	9 - 1:40.608	
5 - 1:40.699	10 - <b>1:40.586</b>	
<b>6</b>	<b>Jeremy MAIN</b>	Reynard SF79
1 - 1:58.294	6 - 1:49.053	11 - 1:44.733
2 - 1:46.988	7 - 1:44.193	12 - 1:46.585
3 - 1:46.686	8 - 1:44.528	
4 - 1:46.730	9 - 1:44.249	
5 - 1:46.314	10 - <b>1:44.071</b>	
<b>7</b>	<b>Robert TUSTING</b>	Delta T79
1 - 1:55.514	6 - 2:10.923	11 - 1:45.584
2 - 1:49.481	7 - 1:48.133	12 - 1:45.918
3 - 1:46.704	8 - 1:46.301	
4 - 1:46.730	9 - 1:45.780	
5 - 1:45.994	10 - <b>1:44.356</b>	
<b>22</b>	<b>Fraser COLLINS</b>	Royale RP30
1 - 2:01.079	6 - 1:48.809	11 - 1:46.539
2 - 1:50.381	7 - 1:47.787	12 - <b>1:46.385</b>
3 - 1:51.350	8 - 1:47.113	
4 - 1:49.810	9 - 1:46.587	
5 - 1:48.587	10 - 1:47.125	
<b>24</b>	<b>Alan GAPE</b>	Royale RP27
1 - 2:08.739	6 - 1:58.204	11 - 1:56.900
2 - 1:57.218	7 - 1:57.956	
3 - 1:56.881	8 - 1:56.831	
4 - 1:57.250	9 - 1:55.578	
5 - 1:57.448	10 - <b>1:54.833</b>	

Weather/Track: Cloud/Wet

www.mstworld.com

Page 1 of 4

Croft  
Circuit Length = 2.1270 miles.  
Start: 17:17 End: 17:37

Printed - 17:42 Saturday, 02 August 2014



**Historic Formula Ford 2000 Sponsored by Universal Racing Services Ltd**  
**RACE 6 - LAP ANALYSIS - Croft - 2/3 August 2014**  
 (contd.)

<b>27</b>	<b>Andrew PARK</b>	Reynard SF81
1 - 1:45.919	6 - 1:40.023	11 - 1:39.691
2 - 1:41.575	7 - 1:42.743	12 - 1:41.358
3 - 1:41.194	8 - 1:41.717	
4 - 1:40.315	9 - 1:40.440	
5 - 1:40.400	10 - <b>1:39.690</b>	
<b>28</b>	<b>John HAYES-HARLOW</b>	Reynard SF78
1 - 1:55.540	6 - 1:44.406	11 - 1:45.580
2 - 1:45.208	7 - <b>1:42.616</b>	12 - 1:44.175
3 - 1:45.902	8 - 1:44.780	
4 - 1:44.533	9 - 1:43.911	
5 - 1:44.386	10 - 1:43.954	
<b>32</b>	<b>Trevor KNIGHT</b>	Tiga SF78
1 - 2:08.022	6 - 1:55.592	11 - 1:54.817
2 - 1:55.301	7 - 1:56.478	
3 - 1:54.409	8 - 1:56.113	
4 - 1:56.492	9 - 1:54.615	
5 - 1:56.103	10 - <b>1:53.413</b>	
<b>33</b>	<b>R ATKINSON-WILLES</b>	Reynard SF79
1 - 2:01.233	6 - 1:46.069	
2 - 1:50.280	7 - <b>1:43.847</b>	
3 - 1:46.027	8 - 1:44.298	
4 - 1:45.335	9 - 1:44.320	
5 - 1:46.351	10 - 1:44.655	
<b>34</b>	<b>Ben ATKINSON-WILLES</b>	Reynard SF78
1 - 1:55.765	6 - 2:12.108	11 - 1:46.741
2 - 1:45.035	7 - 1:47.105	12 - 1:46.720
3 - 1:43.050	8 - 1:44.022	
4 - 1:43.631	9 - 1:46.241	
5 - <b>1:42.851</b>	10 - 1:45.734	
<b>44</b>	<b>John DE RITTER</b>	Delta T79
1 - 2:06.202	6 - <b>1:52.261</b>	11 - 1:52.885
2 - 1:54.212	7 - 2:05.358	
3 - 1:54.635	8 - 1:53.210	
4 - 1:54.381	9 - 1:55.139	
5 - 1:52.921	10 - 1:54.446	

Weather/Track: Cloud/Wet

**Historic Formula Ford 2000 Sponsored by Universal Racing Services Ltd**  
**RACE 6 - LAP ANALYSIS - Croft - 2/3 August 2014**  
 (contd.)

<b>45</b>	<b>John STAPLETON</b>	Tui BH2
1 - 2:15.994	6 - 2:04.201	
2 - 1:59.516	7 - 1:59.108	
3 - 1:58.320	8 - 2:00.643	
4 - 1:58.503	9 - 1:59.878	
5 - <b>1:56.882</b>	10 - 2:02.498	
<b>46</b>	<b>John BOWLES</b>	Elden Mk14
1 - 2:10.895	6 - 1:59.945	
2 - 1:57.254		
3 - 1:57.511		
4 - 1:57.501		
5 - <b>1:56.821</b>		
<b>59</b>	<b>Thomas WHITE</b>	Crossle 33F
1 - 2:01.715	6 - 1:45.125	11 - 1:43.738
2 - 1:48.245	7 - 1:44.593	12 - 1:45.508
3 - 1:44.876	8 - 1:44.180	
4 - 1:43.960	9 - <b>1:43.545</b>	
5 - 1:51.776	10 - 1:44.871	
<b>64</b>	<b>Benjamin TUSTING</b>	Reynard SF79
1 - 1:57.596	6 - 1:41.017	11 - <b>1:39.849</b>
2 - 1:45.296	7 - 1:40.586	12 - 1:40.823
3 - 1:41.981	8 - 1:41.851	
4 - 1:41.152	9 - 1:42.312	
5 - 1:40.558	10 - 1:40.764	
<b>66</b>	<b>Andy TURNOCK</b>	Royale RP27
1 - 2:20.288	6 - 2:08.028	
2 - 2:06.756	7 - <b>2:04.368</b>	
3 - 2:09.413	8 - 2:07.839	
4 - 2:09.889	9 - 2:06.147	
5 - 2:11.570	10 - 2:05.695	
<b>72</b>	<b>Andrew STORER</b>	Royale RP27
1 - 1:53.172	6 - 1:42.986	11 - 1:42.384
2 - 1:43.176	7 - 1:43.272	12 - <b>1:41.686</b>
3 - 1:42.858	8 - 1:43.176	
4 - 1:42.386	9 - 1:43.097	
5 - 1:42.729	10 - 1:42.106	

Weather/Track: Cloud/Wet

www.mstworld.com

Page 3 of 4

Croft  
 Circuit Length = 2.1270 miles.  
 Start: 17:17 End: 17:37

Printed - 17:42 Saturday, 02 August 2014

**Historic Formula Ford 2000 Sponsored by Universal Racing Services Ltd**  
**RACE 6 - LAP ANALYSIS - Croft - 2/3 August 2014**  
 (contd.)

<b>75</b>	<b>Colin WRIGHT</b>	Reynard SF79
1 - 1:49.768	6 - 1:42.205	11 - <b>1:41.940</b>
2 - 1:42.187	7 - 1:44.185	12 - 1:43.031
3 - 1:42.806	8 - 1:45.045	
4 - 1:42.054	9 - 1:43.431	
5 - 1:42.417	10 - 1:43.155	
<b>76</b>	<b>TBD</b>	
1 - <b>2:09.267</b>		
<b>78</b>	<b>Jeremy CAINE</b>	Lola T580
1 - 2:09.267	6 - 1:59.753	
2 - 1:57.130	7 - 1:55.005	
3 - 1:56.940	8 - <b>1:52.157</b>	
4 - 1:57.404	9 - 1:52.176	
5 - 1:57.817	10 - 1:55.244	

**Historic Formula Ford 2000 Sponsored by Universal Racing Services Ltd**  
**RACE 6 - LAP CHART - Croft - 2/3 August 2014**

Lap 1			Lap 2			Lap 3			Lap 4			Lap 5		
No	Behind	Laptime	No	Behind	Laptime	No	Behind	Laptime	No	Behind	Laptime	No	Behind	Laptime
27		1:45.919	27		1:41.575	27		1:41.194	27		1:40.315	27		1:40.400
3	1.588	1:47.507	3	2.339	1:42.326	3	2.653	1:41.508	3	3.301	1:40.963	3	3.600	1:40.699
2	2.350	1:48.269	2	2.802	1:42.027	2	3.347	1:41.739	2	4.122	1:41.090	2	5.012	1:41.290
75	3.849	1:49.768	75	4.461	1:42.187	75	6.073	1:42.806	75	7.812	1:42.054	75	9.829	1:42.417
72	7.253	1:53.172	72	8.854	1:43.176	72	10.518	1:42.858	72	12.589	1:42.386	72	14.918	1:42.729
7	9.595	1:55.514	28	13.254	1:45.208	34	15.162	1:43.050	64	17.022	1:41.152	66	1 LAP	2:09.889
28	9.621	1:55.540	34	13.306	1:45.035	64	16.185	1:41.981	34	18.478	1:43.631	64	17.180	1:40.558
34	9.846	1:55.765	64	15.398	1:45.296	28	17.962	1:45.902	28	22.180	1:44.533	34	20.929	1:42.851
64	11.677	1:57.596	7	17.501	1:49.481	7	23.011	1:46.704	7	29.426	1:46.730	28	26.166	1:44.386
6	12.375	1:58.294	6	17.788	1:46.988	6	23.280	1:46.686	6	29.695	1:46.730	7	35.020	1:45.994
22	15.160	2:01.079	59	22.466	1:48.245	59	26.148	1:44.876	59	29.793	1:43.960	6	35.609	1:46.314
33	15.314	2:01.233	22	23.966	1:50.381	33	28.852	1:46.027	33	33.872	1:45.335	33	39.823	1:46.351
59	15.796	2:01.715	33	24.019	1:50.280	22	34.122	1:51.350	22	43.617	1:49.810	59	41.169	1:51.776
44	20.283	2:06.202	44	32.920	1:54.212	44	46.361	1:54.635	44	1:00.427	1:54.381	22	51.804	1:48.587
32	22.103	2:08.022	32	35.829	1:55.301	32	49.044	1:54.409	32	1:05.221	1:56.492	44	1:12.948	1:52.921
24	22.820	2:08.739	24	38.463	1:57.218	24	54.150	1:56.881	24	1:11.085	1:57.250	32	1:20.924	1:56.103
76	23.348	2:09.267	78	38.903	1:57.130	78	54.649	1:56.940	78	1:11.738	1:57.404	24	1:28.133	1:57.448
78	23.348	2:09.267	46	40.655	1:57.254	46	56.972	1:57.511	46	1:14.158	1:57.501	78	1:28.850	1:57.512
46	24.976	2:10.895	45	48.016	1:59.516	45	1:05.142	1:58.320	45	1:23.330	1:58.503	46	1:30.579	1:56.821
45	30.075	2:15.994	66	59.550	2:06.756	66	1:27.769	2:09.413				45	1:39.812	1:56.882
66	34.369	2:20.288												

Weather/Track: Cloud/Wet

Croft  
 Circuit Length = 2.1270 miles.  
 Start: 17:17 End: 17:37

**Historic Formula Ford 2000 Sponsored by Universal Racing Services Ltd**  
**RACE 6 - LAP CHART - Croft - 2/3 August 2014**

(contd.)

Lap 6			Lap 7			Lap 8			Lap 9			Lap 10		
No	Behind	Laptime	No	Behind	Laptime	No	Behind	Laptime	No	Behind	Laptime	No	Behind	Laptime
27		1:40.023	27		1:42.743	27		1:41.717	27		1:40.440	27		1:39.690
3	4.537	1:40.960	24	1 LAP	1:58.204	3	5.112	1:42.362	3	5.280	1:40.608	3	6.176	1:40.586
2	5.943	1:40.954	78	2 LAPS	1:57.817	44	1 LAP	2:05.358	2	8.768	1:42.502	2	10.248	1:41.170
75	12.011	1:42.205	3	4.467	1:42.673	2	6.706	1:42.938	64	18.023	1:42.312	64	19.097	1:40.764
72	17.881	1:42.986	2	5.485	1:42.285	32	1 LAP	1:56.478	44	1 LAP	1:53.210	75	23.237	1:43.155
64	18.174	1:41.017	46	1 LAP	1:59.945	64	16.151	1:41.851	75	19.772	1:43.431	66	2 LAPS	2:07.839
28	30.549	1:44.406	75	13.453	1:44.185	75	16.781	1:45.045	72	22.526	1:43.097	72	24.942	1:42.106
6	44.639	1:49.053	64	16.017	1:40.586	24	1 LAP	1:57.956	32	1 LAP	1:56.113	44	1 LAP	1:55.139
33	45.869	1:46.069	72	18.410	1:43.272	72	19.869	1:43.176	24	1 LAP	1:56.831	32	1 LAP	1:54.615
59	46.271	1:45.125	45	1 LAP	2:04.201	78	2 LAPS	1:59.753	78	2 LAPS	1:55.005	28	41.220	1:43.954
66	1 LAP	2:11.570	28	30.422	1:42.616	28	33.485	1:44.780	28	36.956	1:43.911	78	2 LAPS	1:52.157
34	53.014	2:12.108	6	46.089	1:44.193	45	1 LAP	1:59.108	6	52.709	1:44.249	24	1 LAP	1:55.578
22	1:00.590	1:48.809	33	46.973	1:43.847	6	48.900	1:44.528	33	53.434	1:44.320	6	57.090	1:44.071
7	1:05.920	2:10.923	59	48.121	1:44.593	33	49.554	1:44.298	59	53.689	1:43.545	33	58.399	1:44.655
44	1:25.186	1:52.261	34	57.376	1:47.105	59	50.584	1:44.180	45	1 LAP	2:00.643	59	58.870	1:44.871
32	1:36.493	1:55.592	22	1:05.634	1:47.787	34	59.681	1:44.022	34	1:05.482	1:46.241	34	1:11.526	1:45.734
			7	1:11.310	1:48.133	22	1:11.030	1:47.113	22	1:17.177	1:46.587	45	1 LAP	1:59.878
			66	1 LAP	2:08.028	7	1:15.894	1:46.301	7	1:21.234	1:45.780	22	1:24.612	1:47.125
						66	1 LAP	2:04.368				7	1:25.900	1:44.356

Weather/Track: Cloud/Wet

www.mstworld.com

Page 2 of 3

Croft  
 Circuit Length = 2.1270 miles.  
 Start: 17:17 End: 17:37

Printed - 17:41 Saturday, 02 August 2014

**Historic Formula Ford 2000 Sponsored by Universal Racing Services Ltd**  
**RACE 6 - LAP CHART - Croft - 2/3 August 2014**

(contd.)

Lap 11			Lap 12			Lap 13			Lap 14			Lap 15		
No	Behind	Laptime	No	Behind	Laptime	No	Behind	Laptime	No	Behind	Laptime	No	Behind	Laptime
27		1:39.691	27		1:41.358									
3	7.084	1:40.599	45	2 LAPS	2:02.498									
2	11.588	1:41.031	3	7.745	1:42.019									
64	19.255	1:39.849	2	14.752	1:44.522									
75	25.486	1:41.940	64	18.720	1:40.823									
72	27.635	1:42.384	75	27.159	1:43.031									
28	47.109	1:45.580	72	27.963	1:41.686									
44	1 LAP	1:54.446	28	49.926	1:44.175									
66	2 LAPS	2:06.147	44	1 LAP	1:52.885									
32	1 LAP	1:53.413	32	1 LAP	1:54.817									
78	2 LAPS	1:52.176	59	1:07.067	1:45.508									
6	1:02.132	1:44.733	6	1:07.359	1:46.585									
59	1:02.917	1:43.738	66	2 LAPS	2:05.695									
24	1 LAP	1:54.833	78	2 LAPS	1:55.244									
34	1:18.576	1:46.741	24	1 LAP	1:56.900									
22	1:31.460	1:46.539	34	1:23.938	1:46.720									
7	1:31.793	1:45.584	7	1:36.353	1:45.918									
			22	1:36.487	1:46.385									

Weather/Track: Cloud/Wet


www.mstworld.com

Page 3 of 3

Croft  
 Circuit Length = 2.1270 miles.  
 Start: 17:17 End: 17:37

Printed - 17:41 Saturday, 02 August 2014

**Historic Formula Ford 2000 Sponsored by Universal Racing Services Ltd**  
**RACE 13 - GRID - Croft - 2/3 August 2014**

		
		POLE
ROW 1	3 SMITH	27 PARK
ROW 2	64 TUSTING	2 SIMMS
ROW 3	72 STORER	75 WRIGHT
ROW 4	59 WHITE	28 HAYES-HARLOW
ROW 5	34 ATKINSON-WILLES	6 MAIN
ROW 6	22 COLLINS	7 TUSTING
ROW 7	32 KNIGHT	44 DE RITTER
ROW 8	45 STAPLETON	24 GAPE
ROW 9	78 CAINE	66 TURNOCK
ROW 10	46 BOWLES	33 ATKINSON-WILLES

**Weather/Track: Cloud/Wet**

**These results are provisional until the conclusion of any judicial and technical matters.**

Croft  
Circuit Length = 2.1270 miles.  
Start: 17:17 End: 17:37

Clerk of the Course:

Timekeeper:

# Historic Formula Ford 2000 Sponsored by Universal Racing Services Ltd

## RACE 13 - CLASSIFICATION - Croft - 2/3 August 2014

POS	NO	CL	DRIVER	NAT	CAR	TIME	LAPS	GAP	MPH	BEST
1	27	A	Andrew PARK		Reynard SF81	20:58.224	14		85.20	1:28.956
2	2	A	Benn SIMMS		Royale RP30	21:04.664	14	6.440	84.76	1:29.354
3	3	A	Tom SMITH		Royale RP27	21:05.130	14	6.906	84.73	1:29.293
4	64	A	Benjamin TUSTING		Reynard SF79	21:08.750	14	10.526	84.49	1:28.588
5	72	A	Andrew STORER		Royale RP27	21:14.146	14	15.922	84.13	1:29.475
6	75	A	Colin WRIGHT		Reynard SF79	21:25.295	14	27.071	83.40	1:30.206
7	28	A	John HAYES-HARLOW		Reynard SF78	21:35.520	14	37.296	82.74	1:31.221
8	59	B	Thomas WHITE		Crossle 33F	21:36.520	14	38.296	82.68	1:31.022
9	7	A	Robert TUSTING		Delta T79	21:42.502	14	44.278	82.30	1:30.343
10	6	A	Jeremy MAIN		Reynard SF79	21:45.943	14	47.719	82.08	1:31.738
11	34	A	Ben ATKINSON-WILLES		Reynard SF78	22:05.465	14	1:07.241	80.87	1:32.659
12	22	A	Fraser COLLINS		Royale RP30	22:23.291	14	1:25.067	79.80	1:34.307
13	44	A	John DE RITTER		Delta T79	21:29.142	13	1 LAP	77.21	1:36.892
14	78	B	Jeremy CAINE		Lola T580	21:30.394	13	1 LAP	77.14	1:36.361
15	46	C	John BOWLES		Elden Mk14	21:54.210	13	1 LAP	75.74	1:38.741
16	45	C	John STAPLETON		Tui BH2	22:02.994	13	1 LAP	75.24	1:39.333
17	24	A	Alan GAPE		Royale RP27	22:15.963	12	2 LAPS	68.77	1:39.232

### NOT CLASSIFIED

66	A	Andy TURNOCK		Royale RP27	2:26.701	1	D.N.F.	52.19
----	---	--------------	--	-------------	----------	---	--------	-------

### FASTEST LAP

64	A	Benjamin TUSTING		Reynard SF79	1:28.588	7	86.43mph	139.10kph
59	B	Thomas WHITE		Crossle 33F	1:31.022	9	84.12mph	135.38kph
46	C	John BOWLES		Elden Mk14	1:38.741	3	77.54mph	124.80kph

### NON-STARTERS - Cars 32, 33

Weather/Track: Bright/Dry

These results are provisional until the conclusion of any judicial and technical matters.

Croft

Circuit Length = 2.1270 miles.

Start: 14:42 End: 15:03

Clerk of the Course:

Timekeeper:



**Historic Formula Ford 2000 Sponsored by Universal Racing Services Ltd**  
**RACE 13 - LAP ANALYSIS - Croft - 2/3 August 2014**

<b>2</b>	<b>Benn SIMMS</b>	Royale RP30
1 - 1:36.255	6 - 1:29.505	11 - 1:30.851
2 - 1:30.144	7 - 1:29.451	12 - 1:30.388
3 - 1:29.475	8 - 1:29.810	13 - 1:29.802
4 - 1:29.912	9 - 1:29.700	14 - 1:30.241
5 - <b>1:29.354</b>	10 - 1:29.776	
<b>3</b>	<b>Tom SMITH</b>	Royale RP27
1 - 1:35.809	6 - <b>1:29.293</b>	11 - 1:30.712
2 - 1:29.713	7 - 1:29.720	12 - 1:30.462
3 - 1:29.843	8 - 1:31.247	13 - 1:29.744
4 - 1:29.752	9 - 1:29.461	14 - 1:30.163
5 - 1:29.302	10 - 1:29.909	
<b>6</b>	<b>Jeremy MAIN</b>	Reynard SF79
1 - 1:40.034	6 - 1:32.693	11 - 1:32.906
2 - 1:32.002	7 - 1:32.222	12 - 1:33.011
3 - 1:32.463	8 - 1:33.611	13 - 1:34.227
4 - 1:31.911	9 - <b>1:31.738</b>	14 - 1:33.068
5 - 1:31.988	10 - 1:34.069	
<b>7</b>	<b>Robert TUSTING</b>	Delta T79
1 - 1:41.450	6 - 1:32.377	11 - 1:31.148
2 - 1:32.834	7 - 1:32.391	12 - 1:34.946
3 - 1:33.014	8 - 1:31.830	13 - 1:33.907
4 - 1:31.053	9 - <b>1:30.343</b>	14 - 1:33.635
5 - 1:31.104	10 - 1:32.470	
<b>22</b>	<b>Fraser COLLINS</b>	Royale RP30
1 - 1:43.991	6 - 1:35.815	11 - 1:35.157
2 - 1:36.062	7 - 1:34.755	12 - 1:35.916
3 - 1:35.758	8 - <b>1:34.307</b>	13 - 1:34.885
4 - 1:34.999	9 - 1:36.100	14 - 1:35.039
5 - 1:35.560	10 - 1:34.947	
<b>24</b>	<b>Alan GAPE</b>	Royale RP27
1 - 1:45.519	6 - 1:40.746	11 - 1:41.134
2 - 3:34.200P	7 - 1:40.009	12 - 1:40.541
3 - 1:50.285	8 - 1:42.123	
4 - 1:40.422	9 - <b>1:39.232</b>	
5 - 1:41.609	10 - 1:40.143	

**NON-STARTERS - Cars 32, 33**  
**Weather/Track: Bright/Dry**

**Historic Formula Ford 2000 Sponsored by Universal Racing Services Ltd**  
**RACE 13 - LAP ANALYSIS - Croft - 2/3 August 2014**  
 (contd.)

<b>27</b>	<b>Andrew PARK</b>	Reynard SF81
1 - 1:34.444	6 - 1:29.270	11 - 1:30.645
2 - 1:29.513	7 - 1:29.160	12 - 1:29.859
3 - 1:29.216	8 - 1:29.079	13 - 1:30.047
4 - 1:29.313	9 - 1:29.163	14 - 1:30.176
5 - <b>1:28.956</b>	10 - 1:29.383	
<b>28</b>	<b>John HAYES-HARLOW</b>	Reynard SF78
1 - 1:39.584	6 - 1:31.344	11 - <b>1:31.221</b>
2 - 1:31.697	7 - 1:31.840	12 - 1:32.095
3 - 1:32.142	8 - 1:31.491	13 - 1:31.565
4 - 1:31.880	9 - 1:31.824	14 - 1:32.939
5 - 1:32.164	10 - 1:33.734	
<b>34</b>	<b>Ben ATKINSON-WILLES</b>	Reynard SF78
1 - 1:41.157	6 - 1:33.591	11 - 1:39.995
2 - 1:32.776	7 - 1:33.104	12 - 1:34.849
3 - 1:33.890	8 - 1:33.892	13 - 1:33.992
4 - 1:33.461	9 - <b>1:32.659</b>	14 - 1:34.750
5 - 1:34.458	10 - 1:32.891	
<b>44</b>	<b>John DE RITTER</b>	Delta T79
1 - 1:48.134	6 - 1:37.592	11 - 1:38.073
2 - 1:37.676	7 - 1:39.530	12 - <b>1:36.892</b>
3 - 1:38.572	8 - 1:37.886	13 - 1:37.740
4 - 1:38.895	9 - 1:38.386	
5 - 1:39.157	10 - 1:40.609	
<b>45</b>	<b>John STAPLETON</b>	Tui BH2
1 - 1:50.146	6 - 1:39.721	11 - 1:43.041
2 - 1:39.386	7 - 1:40.666	12 - 1:41.666
3 - <b>1:39.333</b>	8 - 1:40.555	13 - 1:42.371
4 - 1:40.455	9 - 1:45.603	
5 - 1:39.873	10 - 1:40.178	
<b>46</b>	<b>John BOWLES</b>	Elden Mk14
1 - 1:51.128	6 - 1:38.788	11 - 1:40.679
2 - 1:39.627	7 - 1:39.475	12 - 1:40.748
3 - <b>1:38.741</b>	8 - 1:40.645	13 - 1:39.053
4 - 1:39.751	9 - 1:46.152	
5 - 1:38.897	10 - 1:40.526	

**NON-STARTERS - Cars 32, 33**  
**Weather/Track: Bright/Dry**

**Historic Formula Ford 2000 Sponsored by Universal Racing Services Ltd**  
**RACE 13 - LAP ANALYSIS - Croft - 2/3 August 2014**  
 (contd.)

<b>59</b>	<b>Thomas WHITE</b>	Crossle 33F
1 - 1:40.899	6 - 1:32.365	11 - 1:31.175
2 - 1:31.728	7 - 1:32.624	12 - 1:32.359
3 - 1:32.559	8 - 1:32.528	13 - 1:31.889
4 - 1:32.086	9 - <b>1:31.022</b>	14 - 1:31.780
5 - 1:31.766	10 - 1:31.740	
<b>64</b>	<b>Benjamin TUSTING</b>	Reynard SF79
1 - 1:38.497	6 - 1:28.969	11 - 1:30.624
2 - 1:30.030	7 - <b>1:28.588</b>	12 - 1:30.472
3 - 1:30.179	8 - 1:30.012	13 - 1:30.159
4 - 1:29.701	9 - 1:28.980	14 - 1:33.140
5 - 1:29.225	10 - 1:30.174	
<b>66</b>	<b>Andy TURNOCK</b>	Royale RP27
1 - 2:26.701P		
<b>72</b>	<b>Andrew STORER</b>	Royale RP27
1 - 1:37.335	6 - 1:30.523	11 - 1:30.425
2 - 1:30.630	7 - 1:29.670	12 - 1:31.377
3 - 1:30.124	8 - 1:30.761	13 - 1:30.250
4 - 1:30.835	9 - 1:30.138	14 - 1:30.884
5 - <b>1:29.475</b>	10 - 1:31.719	
<b>75</b>	<b>Colin WRIGHT</b>	Reynard SF79
1 - 1:38.218	6 - 1:30.797	11 - 1:33.126
2 - 1:30.632	7 - <b>1:30.206</b>	12 - 1:31.601
3 - 1:30.990	8 - 1:30.945	13 - 1:32.776
4 - 1:30.322	9 - 1:30.336	14 - 1:33.008
5 - 1:30.837	10 - 1:31.501	
<b>78</b>	<b>Jeremy CAINE</b>	Lola T580
1 - 1:48.755	6 - 1:37.962	11 - 1:38.518
2 - 1:38.806	7 - 1:39.163	12 - 1:38.861
3 - 1:38.105	8 - 1:37.846	13 - <b>1:36.361</b>
4 - 1:38.684	9 - 1:38.546	
5 - 1:38.538	10 - 1:40.249	

**NON-STARTERS - Cars 32, 33**  
**Weather/Track: Bright/Dry**

**Historic Formula Ford 2000 Sponsored by Universal Racing Services Ltd**  
**RACE 13 - LAP CHART - Croft - 2/3 August 2014**

Lap 1			Lap 2			Lap 3			Lap 4			Lap 5		
No	Behind	Laptime	No	Behind	Laptime	No	Behind	Laptime	No	Behind	Laptime	No	Behind	Laptime
27		1:34.444	27		1:29.513	27		1:29.216	27		1:29.313	27		1:28.956
3	1.365	1:35.809	3	1.565	1:29.713	3	2.192	1:29.843	3	2.631	1:29.752	3	2.977	1:29.302
2	1.811	1:36.255	2	2.442	1:30.144	2	2.701	1:29.475	2	3.300	1:29.912	2	3.698	1:29.354
72	2.891	1:37.335	72	4.008	1:30.630	72	4.916	1:30.124	64	5.921	1:29.701	64	6.190	1:29.225
75	3.774	1:38.218	64	4.570	1:30.030	64	5.533	1:30.179	72	6.438	1:30.835	72	6.957	1:29.475
64	4.053	1:38.497	75	4.893	1:30.632	75	6.667	1:30.990	75	7.676	1:30.322	75	9.557	1:30.837
28	5.140	1:39.584	28	7.324	1:31.697	28	10.250	1:32.142	28	12.817	1:31.880	28	16.025	1:32.164
6	5.590	1:40.034	6	8.079	1:32.002	6	11.326	1:32.463	6	13.924	1:31.911	6	16.956	1:31.988
59	6.455	1:40.899	59	8.670	1:31.728	59	12.013	1:32.559	59	14.786	1:32.086	59	17.596	1:31.766
34	6.713	1:41.157	34	9.976	1:32.776	7	14.125	1:33.014	7	15.865	1:31.053	7	18.013	1:31.104
7	7.006	1:41.450	7	10.327	1:32.834	34	14.650	1:33.890	34	18.798	1:33.461	34	24.300	1:34.458
22	9.547	1:43.991	22	16.096	1:36.062	22	22.638	1:35.758	22	28.324	1:34.999	22	34.928	1:35.560
24	11.075	1:45.519	44	21.853	1:37.676	44	31.209	1:38.572	44	40.791	1:38.895	44	50.992	1:39.157
44	13.690	1:48.134	78	23.604	1:38.806	78	32.493	1:38.105	78	41.864	1:38.684	78	51.446	1:38.538
78	14.311	1:48.755	45	25.575	1:39.386	45	35.692	1:39.333	46	46.761	1:39.751	46	56.702	1:38.897
45	15.702	1:50.146	46	26.798	1:39.627	46	36.323	1:38.741	45	46.834	1:40.455	45	57.751	1:39.873
46	16.684	1:51.128				24	1 LAP	3:34.200P	24	1 LAP	1:50.285	24	1 LAP	1:40.422
66	52.257	2:26.701P												

**NON-STARTERS - Cars 32, 33**  
**Weather/Track: Bright/Dry**

**Historic Formula Ford 2000 Sponsored by Universal Racing Services Ltd**  
**RACE 13 - LAP CHART - Croft - 2/3 August 2014**

(contd.)

Lap 6			Lap 7			Lap 8			Lap 9			Lap 10		
No	Behind	Laptime	No	Behind	Laptime	No	Behind	Laptime	No	Behind	Laptime	No	Behind	Laptime
27		1:29.270	27		1:29.160	27		1:29.079	27		1:29.163	27		1:29.383
3	3.000	1:29.293	24	2 LAPS	1:41.609	2	4.955	1:29.810	45	1 LAP	1:40.555	2	5.885	1:29.776
2	3.933	1:29.505	3	3.560	1:29.720	3	5.728	1:31.247	2	5.492	1:29.700	3	6.552	1:29.909
64	5.889	1:28.969	2	4.224	1:29.451	64	6.250	1:30.012	3	6.026	1:29.461	64	6.858	1:30.174
72	8.210	1:30.523	64	5.317	1:28.588	72	10.402	1:30.761	64	6.067	1:28.980	72	13.713	1:31.719
75	11.084	1:30.797	72	8.720	1:29.670	24	2 LAPS	1:40.746	72	11.377	1:30.138	46	1 LAP	1:46.152
28	18.099	1:31.344	75	12.130	1:30.206	75	13.996	1:30.945	75	15.169	1:30.336	75	17.287	1:31.501
6	20.379	1:32.693	28	20.779	1:31.840	28	23.191	1:31.491	24	2 LAPS	1:40.009	45	1 LAP	1:45.603
59	20.691	1:32.365	6	23.441	1:32.222	7	27.102	1:31.830	28	25.852	1:31.824	28	30.203	1:33.734
7	21.120	1:32.377	59	24.155	1:32.624	59	27.604	1:32.528	7	28.282	1:30.343	7	31.369	1:32.470
34	28.621	1:33.591	7	24.351	1:32.391	6	27.973	1:33.611	59	29.463	1:31.022	59	31.820	1:31.740
22	41.473	1:35.815	34	32.565	1:33.104	34	37.378	1:33.892	6	30.548	1:31.738	6	35.234	1:34.069
44	59.314	1:37.592	22	47.068	1:34.755	22	52.296	1:34.307	34	40.874	1:32.659	24	2 LAPS	1:42.123
78	1:00.138	1:37.962	44	1:09.684	1:39.530	44	1:18.491	1:37.886	22	59.233	1:36.100	34	44.382	1:32.891
46	1:06.220	1:38.788	78	1:10.141	1:39.163	78	1:18.908	1:37.846	44	1:27.714	1:38.386	22	1:04.797	1:34.947
45	1:08.202	1:39.721	46	1:16.535	1:39.475	46	1:28.101	1:40.645	78	1:28.291	1:38.546			
			45	1:19.708	1:40.666									

**NON-STARTERS - Cars 32, 33**  
**Weather/Track: Bright/Dry**

Croft  
 Circuit Length = 2.1270 miles.  
 Start: 14:42 End: 15:03


**Historic Formula Ford 2000 Sponsored by Universal Racing Services Ltd**  
**RACE 13 - LAP CHART - Croft - 2/3 August 2014**

(contd.)

Lap 11			Lap 12			Lap 13			Lap 14			Lap 15		
No	Behind	Laptime	No	Behind	Laptime	No	Behind	Laptime	No	Behind	Laptime	No	Behind	Laptime
27		1:30.645	27		1:29.859	27		1:30.047	27		1:30.176			
2	6.091	1:30.851	2	6.620	1:30.388	2	6.375	1:29.802	2	6.440	1:30.241			
3	6.619	1:30.712	3	7.222	1:30.462	3	6.919	1:29.744	3	6.906	1:30.163			
64	6.837	1:30.624	64	7.450	1:30.472	64	7.562	1:30.159	64	10.526	1:33.140			
44	1 LAP	1:40.609	72	15.011	1:31.377	72	15.214	1:30.250	72	15.922	1:30.884			
78	1 LAP	1:40.249	44	1 LAP	1:38.073	44	1 LAP	1:36.892	75	27.071	1:33.008			
72	13.493	1:30.425	78	1 LAP	1:38.518	75	24.239	1:32.776	44	1 LAP	1:37.740			
75	19.768	1:33.126	75	21.510	1:31.601	78	1 LAP	1:38.861	78	1 LAP	1:36.361			
46	1 LAP	1:40.526	28	33.015	1:32.095	28	34.533	1:31.565	28	37.296	1:32.939			
45	1 LAP	1:40.178	59	34.850	1:32.359	59	36.692	1:31.889	59	38.296	1:31.780			
28	30.779	1:31.221	46	1 LAP	1:40.679	7	40.819	1:33.907	7	44.278	1:33.635			
7	31.872	1:31.148	7	36.959	1:34.946	6	44.827	1:34.227	6	47.719	1:33.068			
59	32.350	1:31.175	6	40.647	1:33.011	46	1 LAP	1:40.748	46	1 LAP	1:39.053			
6	37.495	1:32.906	45	1 LAP	1:43.041	45	1 LAP	1:41.666	45	1 LAP	1:42.371			
24	2 LAPS	1:39.232	24	2 LAPS	1:40.143	34	1:02.667	1:33.992	34	1:07.241	1:34.750			
34	53.732	1:39.995	34	58.722	1:34.849	24	2 LAPS	1:41.134	24	2 LAPS	1:40.541			
22	1:09.309	1:35.157	22	1:15.366	1:35.916	22	1:20.204	1:34.885	22	1:25.067	1:35.039			

**NON-STARTERS - Cars 32, 33**  
**Weather/Track: Bright/Dry**

**HSCC Classic Clubmans**  
**RACE 7 - GRID - Croft - 2/3 August 2014**

	
ROW 1	11 HALES <span style="float: right;">POLE</span> 1 CHARTERIS
ROW 2	15 MANSON <span style="float: right;">2 HARRISON</span>
ROW 3	50 WOOD <span style="float: right;">3 HICKSON</span>
ROW 4	55 PATERSON <span style="float: right;">17 COOK</span>
ROW 5	77 YARWOOD <span style="float: right;">67 MARSHALL</span>
ROW 6	33 CLARKE <span style="float: right;">60 HUNTER</span>

**Weather/Track: Cloud/Damp**

Croft  
Circuit Length = 2.1270 miles.  
Start: 11:34 End: 11:49

Clerk of the Course:		Timekeeper:
----------------------	--	-------------

# HSCC Classic Clubmans

## RACE 7 - CLASSIFICATION - Croft - 2/3 August 2014

POS	NO	CL	DRIVER	NAT	CAR	TIME	LAPS	GAP	MPH	BEST
1	1	A	Mark CHARTERIS		Mallock Mk20/21	21:22.917	15		89.52	1:23.659
2	11	A	Mark HALES		Centaur 14	22:00.984	15	38.067	86.94	1:24.818
3	17	A	Alan COOK		Mallock Mk20	22:49.425	15	1:26.508	83.87	1:27.937
4	15	A	Robert MANSON		Mallock Mk21	22:54.865	15	1:31.948	83.54	1:28.068
5	50	B	Clive WOOD		Mallock Mk20B	22:04.114	14	1 LAP	80.96	1:31.862
6	55	B	Adam PATERSON		Mallock Mk18	22:05.293	14	1 LAP	80.88	1:31.231
7	3	A	Mike HICKSON		Mallock MK20B	22:22.473	14	1 LAP	79.85	1:29.630
8	77	C	Robert YARWOOD		Ladybird Mk6B	22:13.482	13	2 LAPS	74.64	1:39.771
9	60	B	Brian HUNTER		Mallock Mk16	22:18.200	13	2 LAPS	74.38	1:38.132
10	33	A	James CLARKE		Mallock Mk20b	21:32.084	12	3 LAPS	71.11	1:40.071

### NOT CLASSIFIED

67	B	Paul MARSHALL		Mallock Mk18B	20:53.581	12	D.N.F.	73.29	1:36.836
56	B	Stephen LITTLER		Mallock Mk18B	19:14.495	11	D.N.F.	72.95	1:39.042
2	A	John HARRISON		Mallock MK21	3:18.062	2	D.N.F.	77.32	1:33.583

### FASTEST LAP

1	A	Mark CHARTERIS		Mallock Mk20/21	1:23.659	3	91.52mph	147.30kph
55	B	Adam PATERSON		Mallock Mk18	1:31.231	9	83.93mph	135.07kph
77	C	Robert YARWOOD		Ladybird Mk6B	1:39.771	9	76.74mph	123.51kph

Weather/Track: Bright/Dry

These results are provisional until the conclusion of any judicial and technical matters.

Croft

Circuit Length = 2.1270 miles.

Start: 09:31 End: 09:53

Clerk of the Course:

Timekeeper:



# HSCC Classic Clubmans

## RACE 7 - LAP ANALYSIS - Croft - 2/3 August 2014

<b>1</b>	<b>Mark CHARTERIS</b>	Mallock Mk20/21
1 - 1:31.935	6 - 1:23.709	11 - 1:24.000
2 - 1:23.728	7 - 1:25.047	12 - 1:24.801
3 - <b>1:23.659</b>	8 - 1:23.753	13 - 1:24.637
4 - 1:24.447	9 - 1:24.355	14 - 1:24.007
5 - 1:26.947	10 - 1:24.492	15 - 1:33.400
<b>2</b>	<b>John HARRISON</b>	Mallock MK21
1 - <b>1:33.583</b>		
2 - 1:44.479P		
<b>3</b>	<b>Mike HICKSON</b>	Mallock MK20B
1 - 2:27.215	6 - 1:32.704	11 - 1:30.211
2 - 1:33.108	7 - 1:30.921	12 - 1:31.132
3 - 1:33.281	8 - 1:30.357	13 - 1:30.813
4 - 1:31.320	9 - <b>1:29.630</b>	14 - 1:40.265
5 - 1:31.138	10 - 1:30.378	
<b>11</b>	<b>Mark HALES</b>	Centaur 14
1 - 1:32.431	6 - 1:24.937	11 - 1:26.712
2 - 1:24.914	7 - 1:27.513	12 - 1:25.855
3 - <b>1:24.818</b>	8 - 1:25.489	13 - 1:25.751
4 - 1:25.438	9 - 1:26.013	14 - 1:31.803
5 - 1:25.526	10 - 1:26.366	15 - 1:47.418
<b>15</b>	<b>Robert MANSON</b>	Mallock Mk21
1 - 1:53.584	6 - 1:29.664	11 - 1:30.169
2 - 1:32.612	7 - 1:29.540	12 - 1:29.073
3 - 1:29.938	8 - 1:28.696	13 - 1:28.599
4 - 1:29.999	9 - 1:28.451	14 - 1:33.487
5 - 1:30.435	10 - <b>1:28.068</b>	15 - 1:32.550
<b>17</b>	<b>Alan COOK</b>	Mallock Mk20
1 - 1:43.429	6 - 1:32.104	11 - 1:29.612
2 - 1:31.720	7 - 1:30.274	12 - 1:29.311
3 - 1:31.032	8 - 1:33.344	13 - <b>1:27.937</b>
4 - 1:30.550	9 - 1:29.070	14 - 1:29.857
5 - 1:30.655	10 - 1:28.230	15 - 1:32.300

Weather/Track: Bright/Dry

www.mstworld.com

Page 1 of 3

Croft  
Circuit Length = 2.1270 miles.  
Start: 09:31 End: 09:53

Printed - 10:00 Sunday, 03 August 2014

# HSCC Classic Clubmans

## RACE 7 - LAP ANALYSIS - Croft - 2/3 August 2014

(contd.)

<b>33</b>	<b>James CLARKE</b>	Mallock Mk20b
1 - 2:08.380	6 - 1:43.012	11 - 1:42.690
2 - 1:53.087	7 - 1:42.499	12 - 1:45.660
3 - 1:50.771	8 - 1:40.871	
4 - 1:47.823	9 - <b>1:40.071</b>	
5 - 1:43.778	10 - 1:53.442	
<b>50</b>	<b>Clive WOOD</b>	Mallock Mk20B
1 - 1:44.987	6 - 1:32.163	11 - 1:31.966
2 - 1:33.140	7 - 1:33.249	12 - 1:32.576
3 - 1:31.938	8 - 1:32.195	13 - 1:33.994
4 - 1:32.039	9 - <b>1:31.862</b>	14 - 1:49.905
5 - 1:32.115	10 - 1:31.985	
<b>55</b>	<b>Adam PATERSON</b>	Mallock Mk18
1 - 1:45.350	6 - 1:32.230	11 - 1:31.596
2 - 1:33.610	7 - 1:32.774	12 - 1:32.802
3 - 1:32.292	8 - 1:31.500	13 - 1:33.111
4 - 1:32.731	9 - <b>1:31.231</b>	14 - 1:51.500
5 - 1:32.540	10 - 1:32.026	
<b>56</b>	<b>Stephen LITTLER</b>	Mallock Mk18B
1 - 2:02.977	6 - 1:43.163	11 - <b>1:39.042</b>
2 - 1:49.760	7 - 1:42.924	
3 - 1:47.078	8 - 1:40.440	
4 - 1:43.261	9 - 1:42.911	
5 - 1:43.333	10 - 1:39.606	
<b>60</b>	<b>Brian HUNTER</b>	Mallock Mk16
1 - 2:06.927	6 - 1:39.477	11 - 1:38.635
2 - 1:44.163	7 - 1:39.415	12 - <b>1:38.132</b>
3 - 1:42.697	8 - 1:40.034	13 - 1:45.073
4 - 1:42.628	9 - 1:38.964	
5 - 1:41.106	10 - 1:40.949	
<b>67</b>	<b>Paul MARSHALL</b>	Mallock Mk18B
1 - 1:59.322	6 - 1:39.013	11 - 1:49.043
2 - 1:36.917	7 - <b>1:36.836</b>	12 - 2:17.574P
3 - 1:36.893	8 - 1:37.240	
4 - 1:40.217	9 - 1:39.351	
5 - 1:38.125	10 - 1:43.050	

Weather/Track: Bright/Dry

www.mstworld.com

Page 2 of 3

Croft  
Circuit Length = 2.1270 miles.  
Start: 09:31 End: 09:53

Printed - 10:00 Sunday, 03 August 2014

# HSCC Classic Clubmans

## RACE 7 - LAP ANALYSIS - Croft - 2/3 August 2014

(contd.)

<b>77</b>	<b>Robert YARWOOD</b>	Ladybird Mk6B
1 - 1:49.348	6 - 1:42.772	11 - 1:42.015
2 - 1:41.647	7 - 1:40.291	12 - 1:41.163
3 - 1:41.002	8 - 1:40.792	13 - 1:50.569
4 - 1:40.905	9 - <b>1:39.771</b>	
5 - 1:41.641	10 - 1:41.566	

Weather/Track: Bright/Dry

[www.mstworld.com](http://www.mstworld.com)

Page 3 of 3

Croft  
Circuit Length = 2.1270 miles.  
Start: 09:31 End: 09:53

Printed - 10:00 Sunday, 03 August 2014

# HSCC Classic Clubmans

## RACE 7 - LAP CHART - Croft - 2/3 August 2014

Lap 1			Lap 2			Lap 3			Lap 4			Lap 5		
No	Behind	Laptime	No	Behind	Laptime	No	Behind	Laptime	No	Behind	Laptime	No	Behind	Laptime
1		1:31.935	1		1:23.728	1		1:23.659	1		1:24.447	1		1:26.947
11	0.496	1:32.431	11	1.682	1:24.914	11	2.841	1:24.818	11	3.832	1:25.438	11	2.411	1:25.526
2	1.648	1:33.583	17	19.486	1:31.720	17	26.859	1:31.032	33	1 LAP	1:50.771	60	1 LAP	1:42.628
17	11.494	1:43.429	2	22.399	1:44.479P	50	30.743	1:31.938	17	32.962	1:30.550	56	1 LAP	1:43.261
50	13.052	1:44.987	50	22.464	1:33.140	55	31.930	1:32.292	50	38.335	1:32.039	33	1 LAP	1:47.823
55	13.415	1:45.350	55	23.297	1:33.610	15	36.812	1:29.938	55	40.214	1:32.731	17	36.670	1:30.655
77	17.413	1:49.348	15	30.533	1:32.612	77	52.675	1:41.002	15	42.364	1:29.999	50	43.503	1:32.115
15	21.649	1:53.584	77	35.332	1:41.647	67	53.810	1:36.893	77	1:09.133	1:40.905	55	45.807	1:32.540
67	27.387	1:59.322	67	40.576	1:36.917	3	1:14.282	1:33.281	67	1:09.580	1:40.217	15	45.852	1:30.435
56	31.042	2:02.977	60	55.427	1:44.163	60	1:14.465	1:42.697	3	1:21.155	1:31.320	67	1:20.758	1:38.125
60	34.992	2:06.927	56	57.074	1:49.760	56	1:20.493	1:47.078						
33	36.445	2:08.380	3	1:04.660	1:33.108									
3	55.280	2:27.215	33	1:05.804	1:53.087									

Weather/Track: Bright/Dry

www.mstworld.com

Page 1 of 3

Croft  
Circuit Length = 2.1270 miles.  
Start: 09:31 End: 09:53

Printed - 10:00 Sunday, 03 August 2014

# HSCC Classic Clubmans

## RACE 7 - LAP CHART - Croft - 2/3 August 2014

(contd.)

Lap 6			Lap 7			Lap 8			Lap 9			Lap 10		
No	Behind	Laptime	No	Behind	Laptime	No	Behind	Laptime	No	Behind	Laptime	No	Behind	Laptime
1		1:23.709	1		1:25.047	1		1:23.753	1		1:24.355	1		1:24.492
77	1 LAP	1:41.641	11	6.105	1:27.513	11	7.841	1:25.489	33	2 LAPS	1:42.499	56	2 LAPS	1:40.440
3	1 LAP	1:31.138	3	1 LAP	1:32.704	3	1 LAP	1:30.921	11	9.499	1:26.013	11	11.373	1:26.366
11	3.639	1:24.937	67	1 LAP	1:39.013	67	1 LAP	1:36.836	3	1 LAP	1:30.357	33	2 LAPS	1:40.871
60	1 LAP	1:41.106	77	1 LAP	1:42.772	77	1 LAP	1:40.291	67	1 LAP	1:37.240	3	1 LAP	1:29.630
56	1 LAP	1:43.333	60	1 LAP	1:39.477	60	1 LAP	1:39.415	77	1 LAP	1:40.792	67	1 LAP	1:39.351
17	45.065	1:32.104	56	1 LAP	1:43.163	17	59.883	1:33.344	17	1:04.598	1:29.070	77	1 LAP	1:39.771
33	1 LAP	1:43.778	17	50.292	1:30.274	15	1:01.243	1:28.696	15	1:05.339	1:28.451	17	1:08.336	1:28.230
15	51.807	1:29.664	15	56.300	1:29.540	50	1:08.601	1:32.195	60	1 LAP	1:40.034	15	1:08.915	1:28.068
50	51.957	1:32.163	50	1:00.159	1:33.249	56	1 LAP	1:42.924	50	1:16.108	1:31.862	60	1 LAP	1:38.964
55	54.328	1:32.230	55	1:02.055	1:32.774	55	1:09.802	1:31.500	55	1:16.678	1:31.231	50	1:23.601	1:31.985
			33	1 LAP	1:43.012									

Weather/Track: Bright/Dry

www.mstworld.com

Page 2 of 3

Croft  
Circuit Length = 2.1270 miles.  
Start: 09:31 End: 09:53

Printed - 10:00 Sunday, 03 August 2014

# HSCC Classic Clubmans

## RACE 7 - LAP CHART - Croft - 2/3 August 2014

(contd.)

Lap 11			Lap 12			Lap 13			Lap 14			Lap 15		
No	Behind	Laptime	No	Behind	Laptime	No	Behind	Laptime	No	Behind	Laptime	No	Behind	Laptime
1		1:24.000	1		1:24.801	1		1:24.637	1		1:24.007	1		1:33.400
55	1 LAP	1:32.026	50	1 LAP	1:31.966	67	2 LAPS	1:49.043	11	24.049	1:31.803	33	3 LAPS	1:45.660
11	14.085	1:26.712	55	1 LAP	1:31.596	50	1 LAP	1:32.576	55	1 LAP	1:33.111	11	38.067	1:47.418
56	2 LAPS	1:42.911	11	15.139	1:25.855	55	1 LAP	1:32.802	50	1 LAP	1:33.994	50	1 LAP	1:49.905
3	1 LAP	1:30.378	60	2 LAPS	1:40.949	77	2 LAPS	1:42.015	77	2 LAPS	1:41.163	55	1 LAP	1:51.500
33	2 LAPS	1:40.071	56	2 LAPS	1:39.606	11	16.253	1:25.751	60	2 LAPS	1:38.132	77	2 LAPS	1:50.569
67	1 LAP	1:43.050	3	1 LAP	1:30.211	60	2 LAPS	1:38.635	3	1 LAP	1:30.813	60	2 LAPS	1:45.073
17	1:13.948	1:29.612	33	2 LAPS	1:53.442	3	1 LAP	1:31.132	67	2 LAPS	2:17.574P	3	1 LAP	1:40.265
15	1:15.084	1:30.169	17	1:18.458	1:29.311	56	2 LAPS	1:39.042	17	1:27.608	1:29.857	17	1:26.508	1:32.300
77	1 LAP	1:41.566	15	1:19.356	1:29.073	33	2 LAPS	1:42.690	15	1:32.798	1:33.487	15	1:31.948	1:32.550
						17	1:21.758	1:27.937						
						15	1:23.318	1:28.599						

Weather/Track: Bright/Dry


www.mstworld.com

Page 3 of 3

Croft  
Circuit Length = 2.1270 miles.  
Start: 09:31 End: 09:53

Printed - 10:00 Sunday, 03 August 2014

**HSCC Classic Clubmans**  
**RACE 15 - GRID - Croft - 2/3 August 2014**



ROW 1	11 HALES	POLE	1 CHARTERIS
ROW 2	15 MANSON	17 COOK	
ROW 3	55 PATERSON	50 WOOD	
ROW 4	77 YARWOOD	3 HICKSON	
ROW 5	33 CLARKE	60 HUNTER	
ROW 6	56 LITTLER	67 MARSHALL	
ROW 7		2 HARRISON	

**Weather/Track: Bright/Dry**  
**These results are provisional until the conclusion of any judicial and technical matters.**

Croft  
Circuit Length = 2.1270 miles.  
Start: 09:31 End: 09:53

Clerk of the Course:		Timekeeper:
----------------------	--	-------------

**HSCC Classic Clubmans**  
**RACE 15 - CLASSIFICATION - Croft - 2/3 August 2014**

POS	NO	CL	DRIVER	NAT	CAR	TIME	LAPS	GAP	MPH	BEST
1	1	A	Mark CHARTERIS		Mallock Mk20/21	21:23.124	15		89.51	1:23.016
2	2	A	John HARRISON		Mallock MK21	21:40.381	15	17.257	88.32	1:24.585
3	11	A	Mark HALES		Centaur 14	21:52.305	15	29.181	87.52	1:25.394
4	15	A	Robert MANSON		Mallock Mk21	22:51.461	15	1:28.337	83.74	1:29.247
5	17	A	Alan COOK		Mallock Mk20	21:24.471	14	1 LAP	83.45	1:30.084
6	3	A	Mike HICKSON		Mallock MK20B	22:04.171	14	1 LAP	80.95	1:30.776
7	55	B	Adam PATERSON		Mallock Mk18	22:12.597	14	1 LAP	80.44	1:32.887
8	67	B	Paul MARSHALL		Mallock Mk18B	22:30.942	14	1 LAP	79.35	1:34.370
9	77	C	Robert YARWOOD		Ladybird Mk6B	22:01.311	13	2 LAPS	75.33	1:39.971
10	60	B	Brian HUNTER		Mallock Mk16	22:08.327	13	2 LAPS	74.93	1:39.680
11	33	A	James CLARKE		Mallock Mk20b	21:24.154	12	3 LAPS	71.55	1:43.639

NOT CLASSIFIED

50	B	Clive WOOD		Mallock Mk20B	14:21.762	9	D.N.F.	79.97	1:32.700
----	---	------------	--	---------------	-----------	---	--------	-------	----------

FASTEST LAP

1	A	Mark CHARTERIS		Mallock Mk20/21	1:23.016	4	92.23mph	148.44kph
50	B	Clive WOOD		Mallock Mk20B	1:32.700	2	82.60mph	132.93kph
77	C	Robert YARWOOD		Ladybird Mk6B	1:39.971	2	76.59mph	123.26kph

**NON-STARTER - Car 56**  
**Weather/Track: Bright/Dry**

**These results are provisional until the conclusion of any judicial and technical matters.**

Croft  
 Circuit Length = 2.1270 miles.  
 Start: 16:05 End: 16:27

Clerk of the Course:

Timekeeper:



# HSCC Classic Clubmans

## RACE 15 - LAP ANALYSIS - Croft - 2/3 August 2014

<b>1</b>	<b>Mark CHARTERIS</b>	Mallock Mk20/21
1 - 1:33.972	6 - 1:23.975	11 - 1:24.211
2 - 1:24.656	7 - 1:23.776	12 - 1:24.796
3 - 1:26.379	8 - 1:23.137	13 - 1:25.867
4 - <b>1:23.016</b>	9 - 1:24.401	14 - 1:30.887
5 - 1:23.376	10 - 1:24.072	15 - 1:26.603
<b>2</b>	<b>John HARRISON</b>	Mallock MK21
1 - 1:36.181	6 - 1:26.375	11 - 1:27.506
2 - 1:24.985	7 - 1:26.410	12 - 1:25.754
3 - 1:25.660	8 - <b>1:24.585</b>	13 - 1:25.418
4 - 1:25.412	9 - 1:25.476	14 - 1:27.968
5 - 1:26.373	10 - 1:25.390	15 - 1:26.888
<b>3</b>	<b>Mike HICKSON</b>	Mallock MK20B
1 - 1:59.413	6 - 1:32.719	11 - <b>1:30.776</b>
2 - 1:34.144	7 - 1:32.046	12 - 1:32.599
3 - 1:33.293	8 - 1:32.419	13 - 1:32.406
4 - 1:32.406	9 - 1:32.443	14 - 1:33.783
5 - 1:32.911	10 - 1:32.813	
<b>11</b>	<b>Mark HALES</b>	Centaur 14
1 - 1:31.859	6 - 1:26.565	11 - 1:28.126
2 - 1:26.429	7 - 1:28.204	12 - 1:27.346
3 - 1:26.598	8 - 1:26.150	13 - 1:28.174
4 - 1:26.785	9 - <b>1:25.394</b>	14 - 1:27.290
5 - 1:26.604	10 - 1:25.857	15 - 1:30.924
<b>15</b>	<b>Robert MANSON</b>	Mallock Mk21
1 - 1:37.825	6 - 1:31.112	11 - 1:30.902
2 - 1:30.439	7 - 1:31.360	12 - 1:29.670
3 - 1:30.725	8 - 1:35.103	13 - 1:31.627
4 - 1:30.263	9 - 1:31.103	14 - 1:29.437
5 - 1:31.371	10 - 1:31.277	15 - <b>1:29.247</b>
<b>17</b>	<b>Alan COOK</b>	Mallock Mk20
1 - 1:37.568	6 - 1:31.383	11 - 1:31.985
2 - <b>1:30.084</b>	7 - 1:31.184	12 - 1:30.326
3 - 1:30.217	8 - 1:35.087	13 - 1:31.137
4 - 1:30.867	9 - 1:31.078	14 - 1:31.160
5 - 1:31.182	10 - 1:31.213	

NON-STARTER - Car 56  
Weather/Track: Bright/Dry

# HSCC Classic Clubmans

## RACE 15 - LAP ANALYSIS - Croft - 2/3 August 2014

(contd.)

<b>33</b>	<b>James CLARKE</b>	Mallock Mk20b
1 - 1:55.002	6 - 1:43.870	11 - 1:48.151
2 - 1:46.643	7 - <b>1:43.639</b>	12 - 1:46.255
3 - 1:45.592	8 - 1:43.700	
4 - 1:45.184	9 - 1:56.036	
5 - 1:43.741	10 - 1:46.341	
<b>50</b>	<b>Clive WOOD</b>	Mallock Mk20B
1 - 1:42.627	6 - 1:33.351	
2 - <b>1:32.700</b>	7 - 1:34.157	
3 - 1:33.954	8 - 1:33.274	
4 - 1:33.158	9 - 1:44.837P	
5 - 1:33.704		
<b>55</b>	<b>Adam PATERSON</b>	Mallock Mk18
1 - 1:41.794	6 - 1:33.312	11 - 1:36.198
2 - 1:34.055	7 - 1:33.599	12 - 1:35.696
3 - <b>1:32.887</b>	8 - 1:33.941	13 - 1:35.852
4 - 1:33.435	9 - 1:33.761	14 - 1:36.095
5 - 1:33.773	10 - 1:38.199	
<b>60</b>	<b>Brian HUNTER</b>	Mallock Mk16
1 - 1:51.783	6 - 1:40.285	11 - 1:42.159
2 - 1:43.663	7 - 1:40.558	12 - 1:40.685
3 - 1:42.774	8 - <b>1:39.680</b>	13 - 1:39.966
4 - 1:40.769	9 - 1:41.603	
5 - 1:42.858	10 - 1:41.544	
<b>67</b>	<b>Paul MARSHALL</b>	Mallock Mk18B
1 - 1:44.035	6 - 1:34.757	11 - 1:34.797
2 - 1:35.183	7 - 1:34.544	12 - 1:34.645
3 - 1:34.590	8 - 1:34.787	13 - <b>1:34.370</b>
4 - 1:34.966	9 - 1:36.439	14 - 1:46.907
5 - 1:34.698	10 - 1:36.224	
<b>77</b>	<b>Robert YARWOOD</b>	Ladybird Mk6B
1 - 1:48.514	6 - 1:42.765	11 - 1:40.598
2 - <b>1:39.971</b>	7 - 1:41.289	12 - 1:41.155
3 - 1:41.464	8 - 1:41.573	13 - 1:41.869
4 - 1:40.257	9 - 1:40.348	
5 - 1:40.549	10 - 1:40.959	

NON-STARTER - Car 56  
Weather/Track: Bright/Dry

# HSCC Classic Clubmans

## RACE 15 - LAP CHART - Croft - 2/3 August 2014

Lap 1			Lap 2			Lap 3			Lap 4			Lap 5		
No	Behind	Laptime	No	Behind	Laptime	No	Behind	Laptime	No	Behind	Laptime	No	Behind	Laptime
11		1:31.859	11		1:26.429	11		1:26.598	1		1:23.016	1		1:23.376
1	2.113	1:33.972	1	0.340	1:24.656	1	0.121	1:26.379	11	3.648	1:26.785	33	1 LAP	1:45.184
2	4.322	1:36.181	2	2.878	1:24.985	2	1.940	1:25.660	2	4.215	1:25.412	11	6.876	1:26.604
17	5.709	1:37.568	17	9.364	1:30.084	17	12.983	1:30.217	17	20.713	1:30.867	2	7.212	1:26.373
15	5.966	1:37.825	15	9.976	1:30.439	15	14.103	1:30.725	15	21.229	1:30.263	17	28.519	1:31.182
55	9.935	1:41.794	50	17.039	1:32.700	55	23.850	1:32.887	55	34.148	1:33.435	15	29.224	1:31.371
50	10.768	1:42.627	55	17.561	1:34.055	50	24.395	1:33.954	50	34.416	1:33.158	55	44.545	1:33.773
67	12.176	1:44.035	67	20.930	1:35.183	67	28.922	1:34.590	67	40.751	1:34.966	50	44.744	1:33.704
77	16.655	1:48.514	77	30.197	1:39.971	3	41.964	1:33.293	3	51.233	1:32.406	67	52.073	1:34.698
60	19.924	1:51.783	3	35.269	1:34.144	77	45.063	1:41.464	77	1:02.183	1:40.257	3	1:00.768	1:32.911
33	23.143	1:55.002	60	37.158	1:43.663	60	53.334	1:42.774	60	1:10.966	1:40.769	77	1:19.356	1:40.549
3	27.554	1:59.413	33	43.357	1:46.643	33	1:02.351	1:45.592						

NON-STARTER - Car 56  
Weather/Track: Bright/Dry

Croft  
Circuit Length = 2.1270 miles.  
Start: 16:05 End: 16:27

# HSCC Classic Clubmans

## RACE 15 - LAP CHART - Croft - 2/3 August 2014

(contd.)

Lap 6			Lap 7			Lap 8			Lap 9			Lap 10		
No	Behind	Laptime	No	Behind	Laptime	No	Behind	Laptime	No	Behind	Laptime	No	Behind	Laptime
1		1:23.975	1		1:23.776	1		1:23.137	1		1:24.401	1		1:24.072
60	1 LAP	1:42.858	2	12.246	1:26.410	2	13.694	1:24.585	67	1 LAP	1:34.787	50	1 LAP	1:44.837P
11	9.466	1:26.565	11	13.894	1:28.204	11	16.907	1:26.150	3	1 LAP	1:32.419	3	1 LAP	1:32.443
2	9.612	1:26.375	77	1 LAP	1:42.765	77	1 LAP	1:41.289	2	14.769	1:25.476	67	1 LAP	1:36.439
33	1 LAP	1:43.741	60	1 LAP	1:40.285	60	1 LAP	1:40.558	11	17.900	1:25.394	2	16.087	1:25.390
17	35.927	1:31.383	33	1 LAP	1:43.870	17	55.285	1:35.087	77	1 LAP	1:41.573	11	19.685	1:25.857
15	36.361	1:31.112	17	43.335	1:31.184	15	55.911	1:35.103	60	1 LAP	1:39.680	77	1 LAP	1:40.348
55	53.882	1:33.312	15	43.945	1:31.360	33	1 LAP	1:43.639	17	1:01.962	1:31.078	17	1:09.103	1:31.213
50	54.120	1:33.351	55	1:03.705	1:33.599	55	1:14.509	1:33.941	15	1:02.613	1:31.103	15	1:09.818	1:31.277
67	1:02.855	1:34.757	50	1:04.501	1:34.157	50	1:14.638	1:33.274	33	1 LAP	1:43.700	60	1 LAP	1:41.603
3	1:09.512	1:32.719	67	1:13.623	1:34.544				55	1:23.869	1:33.761			
			3	1:17.782	1:32.046									

NON-STARTER - Car 56  
Weather/Track: Bright/Dry

Croft  
Circuit Length = 2.1270 miles.  
Start: 16:05 End: 16:27

# HSCC Classic Clubmans

## RACE 15 - LAP CHART - Croft - 2/3 August 2014

(contd.)

Lap 11			Lap 12			Lap 13			Lap 14			Lap 15		
No	Behind	Laptime	No	Behind	Laptime	No	Behind	Laptime	No	Behind	Laptime	No	Behind	Laptime
1		1:24.211	1		1:24.796	1		1:25.867	1		1:30.887	1		1:26.603
55	1 LAP	1:38.199	60	2 LAPS	1:41.544	77	2 LAPS	1:40.598	2	16.972	1:27.968	33	3 LAPS	1:46.255
2	19.382	1:27.506	2	20.340	1:25.754	2	19.891	1:25.418	77	2 LAPS	1:41.155	17	1 LAP	1:31.160
3	1 LAP	1:32.813	55	1 LAP	1:36.198	60	2 LAPS	1:42.159	11	24.860	1:27.290	2	17.257	1:26.888
11	23.600	1:28.126	3	1 LAP	1:30.776	11	28.457	1:28.174	60	2 LAPS	1:40.685	11	29.181	1:30.924
67	1 LAP	1:36.224	11	26.150	1:27.346	3	1 LAP	1:32.599	3	1 LAP	1:32.406	77	2 LAPS	1:41.869
33	2 LAPS	1:56.036	67	1 LAP	1:34.797	55	1 LAP	1:35.696	55	1 LAP	1:35.852	3	1 LAP	1:33.783
15	1:16.509	1:30.902	33	2 LAPS	1:46.341	67	1 LAP	1:34.645	67	1 LAP	1:34.370	60	2 LAPS	1:39.966
17	1:16.877	1:31.985	15	1:21.383	1:29.670	33	2 LAPS	1:48.151	15	1:25.693	1:29.437	55	1 LAP	1:36.095
77	1 LAP	1:40.959	17	1:22.407	1:30.326	15	1:27.143	1:31.627				67	1 LAP	1:46.907
						17	1:27.677	1:31.137				15	1:28.337	1:29.247

NON-STARTER - Car 56  
Weather/Track: Bright/Dry

www.mstworld.com

Page 3 of 3

Croft  
Circuit Length = 2.1270 miles.  
Start: 16:05 End: 16:27

Printed - 16:30 Sunday, 03 August 2014

**HSCC Guards Trophy supported by Dunlop Tyres**  
**RACE 8 - QUALIFYING - Croft - 2/3 August 2014**

POS	NO	CL	DRIVER(S)	CAR	TIME	LAPS	GAP	MPH
1	3	SRD	Hodges	Chevron B8	1:34.522	14		81.01
2	41	SRE	Casey	Lenham P69	1:36.361	15	1.839	79.46
3	6	SRD	Thompson/McClurg	Chevron B6	1:36.394	13	1.872	79.43
4	46	D	Whitaker	TVR Griffith	1:36.864	9	2.342	79.05
5	55	C	Dyson	Jaguar E-type	1:38.214	15	3.692	77.96
6	77	SRB	Brooks	Merlyn Mk6	1:38.229	14	3.707	77.95
7	75	D	Bremner	AC Cobra	1:39.448	9	4.926	76.99
8	107	D	Brooks	TVR Griffith	1:39.613	15	5.091	76.86
9	8	A	Tooms	Lotus Elan	1:39.969	13	5.447	76.59
10	105	SRE	Ward-Booth	Ginetta G12	1:41.236	10	6.714	75.63
11	126	A	Holroyd	Lotus Elan	1:41.430	14	6.908	75.49
12	7	C	Gate	Jaguar E-type	1:42.688	13	8.166	74.56
13	136	C	Russell	Jaguar E-type	1:44.922	12	10.400	72.98
14	66	SRB	Bailey	Lotus 23B	1:44.928	13	10.406	72.97
15	10	B	Wetherell	Triumph TR4	1:44.980	13	10.458	72.94
16	11	C	Bailey	Jaguar E-type	1:45.277	14	10.755	72.73
17	17	C	Farrell	Jaguar E-type	1:45.535	12	11.013	72.55
18	19	C	McKay/Rowley	Jaguar E-type	1:47.781	13	13.259	71.04
19	64	B	Richardson	MG B	1:47.807	13	13.285	71.02
20	4	SRA	Bailey	Cooper Bobtail	1:50.858	13	16.336	69.07
21	155	B	Haines	MG B	1:53.914	12	19.392	67.21
22	171	B	Campbell	Porsche 911	1:55.196	12	20.674	66.47
23	74	B	Parry/Wade	MG B	1:56.841	10	22.319	65.53

**Weather/Track: Cloud/Damp**

**These results are provisional until the conclusion of any judicial and technical matters.**

Croft

Circuit Length = 2.1270 miles.

Start: 11:56 End: 12:21

Clerk of the Course:		Timekeeper:
----------------------	--	-------------

**HSCC Guards Trophy supported by Dunlop Tyres**  
**RACE 8 - QUALIFYING LAP ANALYSIS - Croft - 2/3 August 2014**

<b>3</b>	<b>Hodges</b>	Chevron B8			
1 -	8:53.014	6 -	1:37.857	11 -	1:36.049
2 -	1:40.397	7 -	1:36.491	12 -	1:36.545
3 -	1:36.843	8 -	1:37.685	13 -	<b>1:34.522</b>
4 -	1:35.097	9 -	1:35.256	14 -	1:43.820P
5 -	1:40.869	10 -	1:36.631		
<b>4</b>	<b>Bailey</b>	Cooper Bobtail			
1 -	9:18.377	6 -	1:53.500	11 -	1:53.116
2 -	2:10.118	7 -	1:52.551	12 -	<b>1:50.858</b>
3 -	2:03.184	8 -	1:51.806	13 -	1:52.714
4 -	2:02.561	9 -	1:56.339		
5 -	1:56.164	10 -	1:55.804		
<b>6</b>	<b>Thompson/McClurg</b>	Chevron B6			
1 -	8:42.741	6 -	1:42.719	11 -	1:37.062
2 -	2:04.205P	7 -	1:44.995P	12 -	2:21.658P
3 -	2:32.411	8 -	2:56.237	13 -	1:47.732
4 -	1:50.189	9 -	1:37.587		
5 -	1:46.454	10 -	<b>1:36.394</b>		
<b>7</b>	<b>Gate</b>	Jaguar E-type			
1 -	9:32.656	6 -	1:48.022	11 -	1:45.281
2 -	1:50.790	7 -	1:46.407	12 -	<b>1:42.688</b>
3 -	1:48.466	8 -	2:00.543P	13 -	1:43.191
4 -	1:46.496	9 -	2:41.603		
5 -	1:45.103	10 -	1:45.419		
<b>8</b>	<b>Tooms</b>	Lotus Elan			
1 -	8:26.508	6 -	1:40.188	11 -	1:41.519
2 -	1:45.437	7 -	1:40.495	12 -	<b>1:39.969</b>
3 -	1:40.489	8 -	1:56.849P	13 -	1:40.962
4 -	1:45.365	9 -	1:57.688		
5 -	1:42.086	10 -	1:40.576		
<b>10</b>	<b>Wetherell</b>	Triumph TR4			
1 -	9:32.421	6 -	1:48.093	11 -	<b>1:44.980</b>
2 -	1:50.865	7 -	2:04.364P	12 -	1:45.430
3 -	1:49.410	8 -	3:01.472	13 -	2:01.360P
4 -	1:47.917	9 -	1:47.506		
5 -	1:48.518	10 -	1:48.969		

Weather/Track: Cloud/Damp

www.mstworld.com

Page 1 of 4

Croft  
 Circuit Length = 2.1270 miles.  
 Start: 11:56 End: 12:21

Printed - 12:28 Saturday, 02 August 2014

**HSCC Guards Trophy supported by Dunlop Tyres**  
**RACE 8 - QUALIFYING LAP ANALYSIS - Croft - 2/3 August 2014**  
 (contd.)

<b>11</b>	<b>Bailey</b>	Jaguar E-type			
1 -	9:03.305	6 -	1:52.067	11 -	1:47.531
2 -	2:02.914	7 -	1:50.613	12 -	1:47.909
3 -	1:55.810	8 -	1:50.500	13 -	1:47.977
4 -	1:58.399	9 -	1:49.533	14 -	<b>1:45.277</b>
5 -	1:55.077	10 -	1:47.291		
<b>17</b>	<b>Farrell</b>	Jaguar E-type			
1 -	9:26.584	6 -	1:51.324	11 -	<b>1:45.535</b>
2 -	1:50.715	7 -	1:47.212	12 -	1:45.795
3 -	1:50.653	8 -	1:47.075		
4 -	1:57.660P	9 -	1:45.934		
5 -	5:23.906	10 -	1:47.515		
<b>19</b>	<b>McKay/Rowley</b>	Jaguar E-type			
1 -	9:07.104	6 -	1:54.270	11 -	1:49.110
2 -	1:54.642	7 -	1:52.515	12 -	1:48.332
3 -	1:50.656	8 -	1:52.754	13 -	<b>1:47.781</b>
4 -	1:57.152P	9 -	1:50.540		
5 -	3:43.872	10 -	1:49.511		
<b>41</b>	<b>Casey</b>	Lenham P69			
1 -	9:28.275	6 -	1:42.200	11 -	1:38.240
2 -	1:49.563	7 -	1:39.000	12 -	1:39.122
3 -	1:45.409	8 -	1:40.434	13 -	<b>1:36.361</b>
4 -	1:42.032	9 -	1:38.640	14 -	1:37.417
5 -	1:41.583	10 -	1:41.121	15 -	1:37.126
<b>46</b>	<b>Whitaker</b>	TVR Griffith			
1 -	8:56.729	6 -	6:22.902		
2 -	1:38.407	7 -	1:58.321		
3 -	1:59.935	8 -	<b>1:36.864</b>		
4 -	1:37.281	9 -	2:23.800P		
5 -	1:57.451P				
<b>55</b>	<b>Dyson</b>	Jaguar E-type			
1 -	8:27.480	6 -	1:38.868	11 -	1:39.555
2 -	1:41.961	7 -	1:40.880	12 -	1:40.092
3 -	1:40.673	8 -	1:39.444	13 -	1:40.626
4 -	1:42.083	9 -	<b>1:38.214</b>	14 -	1:39.311
5 -	1:40.170	10 -	1:39.090	15 -	1:40.073

Weather/Track: Cloud/Damp

www.mstworld.com

Page 2 of 4

Croft  
 Circuit Length = 2.1270 miles.  
 Start: 11:56 End: 12:21

Printed - 12:28 Saturday, 02 August 2014



**HSCC Guards Trophy supported by Dunlop Tyres**  
**RACE 8 - QUALIFYING LAP ANALYSIS - Croft - 2/3 August 2014**  
 (contd.)

<b>64</b>	<b>Richardson</b>			<b>MG B</b>	
1 -	9:31.843	6 -	1:48.239	11 -	1:48.433
2 -	1:59.966	7 -	1:47.818	12 -	1:48.211
3 -	1:53.228	8 -	1:56.082	13 -	1:51.049
4 -	1:51.534	9 -	1:58.582		
5 -	1:49.421	10 -	<b>1:47.807</b>		
<b>66</b>	<b>Bailey</b>			<b>Lotus 23B</b>	
1 -	9:22.947	6 -	1:50.443	11 -	1:56.185
2 -	2:07.839	7 -	1:49.146	12 -	<b>1:44.928</b>
3 -	1:57.925	8 -	1:46.538	13 -	1:47.181
4 -	1:52.050	9 -	1:46.427		
5 -	1:50.342	10 -	1:45.921		
<b>74</b>	<b>Parry/Wade</b>			<b>MG B</b>	
1 -	9:31.426	6 -	1:58.251		
2 -	2:03.059	7 -	1:58.998		
3 -	1:59.966	8 -	1:58.632		
4 -	2:01.936	9 -	<b>1:56.841</b>		
5 -	1:58.919	10 -	2:27.620P		
<b>75</b>	<b>Bremner</b>			<b>AC Cobra</b>	
1 -	8:26.145	6 -	1:41.786		
2 -	1:41.400	7 -	<b>1:39.448</b>		
3 -	1:41.985	8 -	1:44.905		
4 -	1:42.040	9 -	1:55.973P		
5 -	1:40.008				
<b>77</b>	<b>Brooks</b>			<b>Merlyn Mk6</b>	
1 -	9:25.654	6 -	1:40.561	11 -	1:40.902
2 -	1:49.921	7 -	1:41.206	12 -	<b>1:38.229</b>
3 -	1:45.450	8 -	1:41.311	13 -	1:41.397
4 -	1:43.098	9 -	1:39.143	14 -	2:01.245
5 -	1:45.357	10 -	1:45.974		
<b>105</b>	<b>Ward-Booth</b>			<b>Ginetta G12</b>	
1 -	8:25.167	6 -	<b>1:41.236</b>		
2 -	1:43.991	7 -	2:17.780P		
3 -	1:42.064	8 -	4:22.770		
4 -	1:42.651	9 -	1:57.244		
5 -	1:41.279	10 -	2:49.493P		

Weather/Track: Cloud/Damp

**HSCC Guards Trophy supported by Dunlop Tyres**  
**RACE 8 - QUALIFYING LAP ANALYSIS - Croft - 2/3 August 2014**  
 (contd.)

<b>107</b>	<b>Brooks</b>	TVR Griffith			
1 -	8:45.216	6 -	1:43.810	11 -	1:41.346
2 -	1:47.500	7 -	1:40.256	12 -	<b>1:39.613</b>
3 -	1:42.923	8 -	1:41.440	13 -	1:47.042
4 -	1:42.721	9 -	1:42.828	14 -	1:39.630
5 -	1:41.818	10 -	1:42.696	15 -	1:56.510P
<b>126</b>	<b>Holroyd</b>	Lotus Elan			
1 -	9:14.966	6 -	1:45.075	11 -	1:43.320
2 -	1:56.103	7 -	1:42.832	12 -	1:41.752
3 -	1:51.878	8 -	1:42.566	13 -	1:41.632
4 -	1:48.367	9 -	1:44.600	14 -	1:56.651
5 -	1:46.094	10 -	<b>1:41.430</b>		
<b>136</b>	<b>Russell</b>	Jaguar E-type			
1 -	9:30.190	6 -	1:48.020	11 -	1:46.112
2 -	1:50.443	7 -	4:57.132P	12 -	<b>1:44.922</b>
3 -	1:48.129	8 -	2:00.799		
4 -	1:47.408	9 -	1:46.425		
5 -	1:47.224	10 -	1:45.366		
<b>155</b>	<b>Haines</b>	MG B			
1 -	9:37.505	6 -	<b>1:53.914</b>	11 -	1:56.565
2 -	1:59.171	7 -	2:06.088P	12 -	1:55.823
3 -	1:59.587	8 -	3:26.920		
4 -	1:58.299	9 -	1:59.583		
5 -	1:57.079	10 -	1:57.595		
<b>171</b>	<b>Campbell</b>	Porsche 911			
1 -	9:36.301	6 -	1:56.682	11 -	1:58.948
2 -	2:03.441	7 -	1:59.399	12 -	2:28.212
3 -	2:03.025	8 -	1:59.533		
4 -	1:57.862	9 -	<b>1:55.196</b>		
5 -	1:57.674	10 -	2:00.722		

Weather/Track: Cloud/Damp

www.mstworld.com

Page 4 of 4

Croft  
 Circuit Length = 2.1270 miles.  
 Start: 11:56 End: 12:21

Printed - 12:28 Saturday, 02 August 2014

**HSCC Guards Trophy supported by Dunlop Tyres**  
**RACE 8 - GRID AMENDED - Croft - 2/3 August 2014**

POLE	
ROW 1	41 Casey   3 Hodges
ROW 2	46 Whitaker   6 Thompson/McClurg
ROW 3	77 Brooks   55 Dyson
ROW 4	107 Brooks   75 Bremner
ROW 5	105 McDonald/Godfrey   8 Tooms
ROW 6	7 Gate   126 Holroyd
ROW 7	66 Bailey   136 Russell
ROW 8	11 Bailey   10 Wetherell
ROW 9	19 McKay/Rowley   17 Farrell
ROW 10	4 Bailey   64 Richardson
ROW 11	171 Campbell   155 Haines
ROW 12	72 Colman   74 Parry/Wade

**CAR 72 - ALLOWED TO START FROM BACK OF GRID**

**Weather/Track: Cloud/Damp**

**These results are provisional until the conclusion of any judicial and technical matters.**

Croft

Circuit Length = 2.1270 miles.

Start: 11:56 End: 12:21

Clerk of the Course:

Timekeeper:

# HSCC Guards Trophy supported by Dunlop Tyres

## RACE 8 - CLASSIFICATION - Croft - 2/3 August 2014

POS	NO	CL	DRIVER(S)	CAR	TIME	LAPS	GAP	MPH	BEST
1	3	SRD	Hodges	Chevron B8	40:00.033	21		67.00	1:44.936
2	46	D	Whitaker	TVR Griffith	40:29.483	21	29.450	66.18	1:45.692
3	75	D	Bremner	AC Cobra	40:34.275	21	34.242	66.05	1:44.672
4	72	SRD	Colman	Chevron B8	40:41.157	21	41.124	65.87	1:44.075
5	8	A	Tooms	Lotus Elan	40:41.529	21	41.496	65.86	1:44.457
6	55	C	Dyson	Jaguar E-type	40:42.034	21	42.001	65.84	1:44.887
7	107	D	Brooks	TVR Griffith	41:22.625	21	1:22.592	64.77	1:44.921
8	105	SRE	Godfrey/McDonald	Ginetta G12	40:03.005	20	1 LAP	63.73	1:45.061
9	17	C	Farrell	Jaguar E-type	40:19.080	20	1 LAP	63.30	1:50.305
10	77	SRB	Brooks/Brooks	Merlyn Mk6	40:30.165	20	1 LAP	63.01	1:50.410
11	136	C	Russell	Jaguar E-type	40:52.339	20	1 LAP	62.44	1:51.593
12	7	C	Gate	Jaguar E-type	40:53.002	20	1 LAP	62.43	1:50.666
13	10	B	Wetherell/Campbell	Triumph TR4	40:54.049	20	1 LAP	62.40	1:50.829
14	11	C	Bailey	Jaguar E-type	41:37.743	20	1 LAP	61.31	1:51.874
15	126	A	Holroyd	Lotus Elan	41:38.936	20	1 LAP	61.28	1:52.046
16	64	B	Richardson	MG B	40:08.883	19	2 LAPS	60.39	1:54.596
17	19	C	McKay/Rowley	Jaguar E-type	40:10.446	19	2 LAPS	60.35	1:54.818
18	66	SRB	Bailey	Lotus 23B	41:17.142	19	2 LAPS	58.73	1:54.733
19	74	B	Parry/Wade	MG B	41:22.253	19	2 LAPS	58.61	1:54.083
20	155	B	Haines/Seaman	MG B	41:48.491	19	2 LAPS	57.99	1:59.165
21	171	B	Campbell	Porsche 911	40:34.942	18	3 LAPS	56.60	2:05.296
22	4	SRA	Bailey	Cooper Bobtail	40:46.726	18	3 LAPS	56.33	2:02.706

### NOT CLASSIFIED

41	SRE	Casey	Lenham P69	28:09.455	14	D.N.F.	63.45	1:48.782
6	SRD	Thompson/McClurg	Chevron B6	10:02.029	5	D.N.F.	63.59	1:56.890

### FASTEST LAP

72	SRD	Colman	Chevron B8	1:44.075	18	73.57mph	118.40kph
8	A	Tooms	Lotus Elan	1:44.457	21	73.30mph	117.97kph
75	D	Bremner	AC Cobra	1:44.672	20	73.15mph	117.73kph
55	C	Dyson	Jaguar E-type	1:44.887	21	73.00mph	117.48kph
105	SRE	Godfrey/McDonald	Ginetta G12	1:45.061	19	72.88mph	117.29kph
77	SRB	Brooks/Brooks	Merlyn Mk6	1:50.410	19	69.35mph	111.61kph
10	B	Wetherell/Campbell	Triumph TR4	1:50.829	16	69.09mph	111.19kph
4	SRA	Bailey	Cooper Bobtail	2:02.706	15	62.40mph	100.42kph

**CAR 55 - 2 second penalty (C.1.1.6 contravention of flag signals)**

**Weather/Track: Cloud/Damp**

**These results are provisional until the conclusion of any judicial and technical matters.**

Croft

Circuit Length = 2.1270 miles.

Start: 17:52 End: 18:32

Clerk of the Course:	Timekeeper:
----------------------	-------------

## HSCC Guards Trophy supported by Dunlop Tyres

### RACE 8 - LAP ANALYSIS - Croft - 2/3 August 2014

<b>3</b>	<b>Hodges</b>	Chevron B8			
1 - 2:00.972	6 - 1:52.721	11 - 3:02.222	16 - 1:47.179	21 - <b>1:44.936</b>	
2 - 1:55.998	7 - 1:52.553	12 - 1:48.347	17 - 1:47.761		
3 - 1:54.617	8 - 1:52.623	13 - 1:49.325	18 - 1:46.696		
4 - 1:53.656	9 - 1:50.648	14 - 1:47.813	19 - 1:47.216		
5 - 1:52.786	10 - 1:59.430P	15 - 1:46.140	20 - 1:46.394		
<b>4</b>	<b>Bailey</b>	Cooper Bobtail			
1 - 2:32.734	6 - 2:14.900	11 - 2:05.168	16 - 2:03.493		
2 - 2:18.600	7 - 2:21.311P	12 - 2:06.984	17 - 2:04.151		
3 - 2:17.595	8 - 3:29.921	13 - 2:12.283	18 - 2:05.591		
4 - 2:16.042	9 - 2:05.843	14 - 2:12.522			
5 - 2:11.093	10 - 2:05.789	15 - <b>2:02.706</b>			
<b>6</b>	<b>Thompson/McClurg</b>	Chevron B6			
1 - 2:05.883					
2 - 1:58.480					
3 - 2:00.427					
4 - <b>1:56.890</b>					
5 - 2:00.349					
<b>7</b>	<b>Gate</b>	Jaguar E-type			
1 - 2:23.993	6 - 1:59.301	11 - 2:03.181	16 - 1:50.737		
2 - 2:06.665	7 - 1:57.400	12 - 1:52.843	17 - 1:52.544		
3 - 2:03.984	8 - 1:58.029	13 - 1:51.655	18 - 1:50.743		
4 - 2:23.346	9 - 1:55.676	14 - <b>1:50.666</b>	19 - 1:53.911		
5 - 2:01.087	10 - 3:11.090P	15 - 1:54.446	20 - 1:51.705		
<b>8</b>	<b>Tooms</b>	Lotus Elan			
1 - 2:09.915	6 - 1:53.872	11 - 1:48.975	16 - 1:57.005	21 - <b>1:44.457</b>	
2 - 1:57.827	7 - 1:51.891	12 - 1:52.103	17 - 1:51.576		
3 - 1:58.726	8 - 1:50.963	13 - 1:48.321	18 - 1:45.530		
4 - 1:57.110	9 - 3:04.860P	14 - 1:48.926	19 - 1:44.691		
5 - 2:01.094	10 - 1:56.953	15 - 1:48.302	20 - 1:48.432		
<b>10</b>	<b>Wetherell/Campbell</b>	Triumph TR4			
1 - 2:20.431	6 - 2:01.521	11 - 3:09.093	16 - <b>1:50.829</b>		
2 - 2:03.112	7 - 2:02.089	12 - 1:55.582	17 - 1:53.201		
3 - 2:03.057	8 - 2:01.744	13 - 1:52.776	18 - 1:54.058		
4 - 2:01.372	9 - 2:01.083	14 - 1:52.336	19 - 1:52.595		
5 - 2:01.048	10 - 2:11.158P	15 - 1:54.906	20 - 1:52.058		

Weather/Track: Cloud/Damp

www.mstworld.com

Page 1 of 4

Croft  
Circuit Length = 2.1270 miles.  
Start: 17:52 End: 18:32

Printed - 18:35 Saturday, 02 August 2014

# HSCC Guards Trophy supported by Dunlop Tyres

## RACE 8 - LAP ANALYSIS - Croft - 2/3 August 2014

(contd.)

<b>11</b>	<b>Bailey</b>	Jaguar E-type							
1 -	2:25.309	6 -	2:17.399 <sup>P</sup>	11 -	1:56.696	16 -	1:54.091		
2 -	2:06.021	7 -	3:20.977	12 -	1:55.035	17 -	1:54.142		
3 -	2:04.312	8 -	1:59.575	13 -	1:59.263	18 -	1:51.922		
4 -	2:09.066	9 -	1:56.882	14 -	1:56.486	19 -	<b>1:51.874</b>		
5 -	2:02.720	10 -	1:57.196	15 -	1:55.821	20 -	2:02.956		
<b>17</b>	<b>Farrell</b>	Jaguar E-type							
1 -	2:17.429	6 -	1:58.578	11 -	1:56.046	16 -	1:54.494		
2 -	2:03.005	7 -	1:57.748	12 -	1:56.384	17 -	1:52.709		
3 -	2:01.474	8 -	1:56.748	13 -	1:53.152	18 -	<b>1:50.305</b>		
4 -	1:59.950	9 -	3:05.165 <sup>P</sup>	14 -	1:53.892	19 -	1:50.611		
5 -	2:01.792	10 -	2:04.710	15 -	1:54.262	20 -	1:50.626		
<b>19</b>	<b>McKay/Rowley</b>	Jaguar E-type							
1 -	2:20.510	6 -	2:04.694	11 -	2:12.902 <sup>P</sup>	16 -	1:56.938		
2 -	2:06.546	7 -	2:03.307	12 -	3:15.836	17 -	1:57.317		
3 -	2:06.784	8 -	2:03.239	13 -	1:56.626	18 -	1:54.861		
4 -	2:04.641	9 -	2:02.076	14 -	1:58.259	19 -	<b>1:54.818</b>		
5 -	2:06.469	10 -	2:02.459	15 -	2:02.164				
<b>41</b>	<b>Casey</b>	Lenham P69							
1 -	2:10.893	6 -	1:54.918	11 -	<b>1:48.782</b>				
2 -	2:00.547	7 -	2:01.630 <sup>P</sup>	12 -	1:49.220				
3 -	1:58.676	8 -	3:08.449	13 -	1:50.380				
4 -	1:56.840	9 -	1:51.681	14 -	1:49.351				
5 -	1:57.978	10 -	1:50.110						
<b>46</b>	<b>Whitaker</b>	TVR Griffith							
1 -	2:07.034	6 -	1:54.100	11 -	3:02.496	16 -	1:49.138	21 -	<b>1:45.692</b>
2 -	1:58.343	7 -	1:54.596	12 -	1:50.008	17 -	1:46.139		
3 -	1:58.879	8 -	1:53.219	13 -	1:48.230	18 -	1:47.002		
4 -	1:57.157	9 -	1:51.803	14 -	1:49.692	19 -	1:45.872		
5 -	1:56.626	10 -	1:59.169 <sup>P</sup>	15 -	1:47.438	20 -	1:46.850		
<b>55</b>	<b>Dyson</b>	Jaguar E-type							
1 -	2:07.730	6 -	1:53.948	11 -	3:02.377	16 -	1:47.442	21 -	<b>1:44.887</b>
2 -	1:58.908	7 -	1:53.832	12 -	1:50.332	17 -	1:47.537		
3 -	1:59.466	8 -	1:53.650	13 -	1:49.463	18 -	1:46.332		
4 -	1:57.085	9 -	1:52.839	14 -	1:48.307	19 -	1:46.762		
5 -	1:56.489	10 -	1:58.079 <sup>P</sup>	15 -	1:57.217	20 -	1:47.352		

Weather/Track: Cloud/Damp

www.mstworld.com

Page 2 of 4

Croft  
Circuit Length = 2.1270 miles.  
Start: 17:52 End: 18:32

Printed - 18:35 Saturday, 02 August 2014

# HSCC Guards Trophy supported by Dunlop Tyres

## RACE 8 - LAP ANALYSIS - Croft - 2/3 August 2014

(contd.)

<b>64</b>	<b>Richardson</b>					MG B			
1 -	2:21.518	6 -	2:03.080	11 -	1:59.409	16 -	1:56.040		
2 -	2:07.045	7 -	2:01.844	12 -	2:02.246	17 -	1:56.539		
3 -	2:07.161	8 -	2:02.701	13 -	1:59.614	18 -	<b>1:54.596</b>		
4 -	2:07.641	9 -	3:14.010P	14 -	1:59.581	19 -	1:55.193		
5 -	2:06.528	10 -	2:11.253	15 -	2:02.884				
<b>66</b>	<b>Bailey</b>					Lotus 23B			
1 -	2:25.924	6 -	2:10.827	11 -	2:02.982	16 -	1:58.726		
2 -	2:13.252	7 -	2:07.503	12 -	2:02.201	17 -	1:55.185		
3 -	2:10.187	8 -	2:08.469	13 -	1:59.556	18 -	1:55.617		
4 -	2:08.986	9 -	2:25.936P	14 -	1:59.451	19 -	<b>1:54.733</b>		
5 -	2:12.301	10 -	3:27.608	15 -	1:57.698				
<b>72</b>	<b>Colman</b>					Chevron B8			
1 -	2:15.114	6 -	2:03.631P	11 -	1:48.980	16 -	1:47.666	21 -	1:45.723
2 -	2:13.337	7 -	3:05.461	12 -	1:47.589	17 -	1:47.034		
3 -	2:00.709	8 -	1:51.132	13 -	1:48.533	18 -	<b>1:44.075</b>		
4 -	1:55.972	9 -	1:50.732	14 -	1:47.662	19 -	1:47.387		
5 -	1:57.251	10 -	1:48.373	15 -	1:48.003	20 -	1:46.793		
<b>74</b>	<b>Parry/Wade</b>					MG B			
1 -	2:30.985	6 -	2:11.158	11 -	1:59.362	16 -	1:55.874		
2 -	2:13.240	7 -	2:13.512	12 -	2:00.878	17 -	1:54.768		
3 -	2:12.387	8 -	2:09.229	13 -	1:57.408	18 -	<b>1:54.083</b>		
4 -	2:12.680	9 -	2:18.956P	14 -	2:00.716	19 -	1:54.158		
5 -	2:11.875	10 -	3:32.516	15 -	1:58.468				
<b>75</b>	<b>Bremner</b>					AC Cobra			
1 -	2:07.914	6 -	1:53.435	11 -	1:48.303	16 -	1:50.387	21 -	1:45.780
2 -	1:59.234	7 -	1:54.249	12 -	1:48.949	17 -	1:45.227		
3 -	1:59.679	8 -	3:06.965P	13 -	1:49.426	18 -	1:48.335		
4 -	1:57.303	9 -	2:04.082	14 -	1:48.239	19 -	1:49.626		
5 -	1:56.081	10 -	1:48.844	15 -	1:47.545	20 -	<b>1:44.672</b>		
<b>77</b>	<b>Brooks/Brooks</b>					Merlyn Mk6			
1 -	2:15.459	6 -	2:00.523	11 -	2:06.735P	16 -	1:52.072		
2 -	2:03.018	7 -	1:58.492	12 -	3:11.744	17 -	1:51.630		
3 -	2:03.174	8 -	1:57.718	13 -	1:53.900	18 -	1:50.631		
4 -	2:02.403	9 -	1:57.147	14 -	1:53.324	19 -	<b>1:50.410</b>		
5 -	2:01.312	10 -	1:56.257	15 -	1:53.032	20 -	1:51.184		

Weather/Track: Cloud/Damp

www.mstworld.com

Page 3 of 4

Croft  
Circuit Length = 2.1270 miles.  
Start: 17:52 End: 18:32

Printed - 18:35 Saturday, 02 August 2014

# HSCC Guards Trophy supported by Dunlop Tyres

## RACE 8 - LAP ANALYSIS - Croft - 2/3 August 2014

(contd.)

<b>105</b>	<b>Godfrey/McDonald</b>	<b>Ginetta G12</b>							
1 -	2:16.900	6 -	1:59.466	11 -	2:06.839	16 -	1:48.769		
2 -	2:02.057	7 -	1:57.349	12 -	1:55.835	17 -	1:47.091		
3 -	2:00.763	8 -	1:56.063	13 -	1:53.143	18 -	1:46.906		
4 -	2:01.175	9 -	1:56.774	14 -	1:51.338	19 -	<b>1:45.061</b>		
5 -	2:00.652	10 -	3:20.145P	15 -	1:50.933	20 -	1:45.746		
<b>107</b>	<b>Brooks</b>	<b>TVR Griffith</b>							
1 -	2:14.098	6 -	1:57.697	11 -	1:52.549	16 -	1:53.661	21 -	<b>1:44.921</b>
2 -	2:02.465	7 -	1:55.527	12 -	1:51.347	17 -	1:49.841		
3 -	2:00.749	8 -	1:54.602	13 -	1:51.847	18 -	1:48.596		
4 -	1:59.213	9 -	2:04.122P	14 -	1:52.077	19 -	1:47.079		
5 -	1:59.416	10 -	3:05.409	15 -	1:50.772	20 -	1:46.637		
<b>126</b>	<b>Holroyd</b>	<b>Lotus Elan</b>							
1 -	2:19.398	6 -	2:04.174	11 -	1:56.097	16 -	1:56.474		
2 -	2:06.769	7 -	2:14.363P	12 -	1:59.985	17 -	1:52.918		
3 -	2:08.575	8 -	3:20.695	13 -	1:56.908	18 -	1:53.950		
4 -	2:07.979	9 -	1:59.288	14 -	1:57.882	19 -	1:52.463		
5 -	2:03.687	10 -	1:57.627	15 -	1:57.658	20 -	<b>1:52.046</b>		
<b>136</b>	<b>Russell</b>	<b>Jaguar E-type</b>							
1 -	2:13.225	6 -	2:00.234	11 -	3:16.752	16 -	1:55.715		
2 -	2:01.854	7 -	1:58.075	12 -	1:55.158	17 -	1:55.524		
3 -	2:03.177	8 -	1:58.482	13 -	1:56.722	18 -	1:53.243		
4 -	2:00.793	9 -	1:56.924	14 -	1:55.013	19 -	1:54.106		
5 -	2:00.070	10 -	2:10.253P	15 -	1:55.426	20 -	<b>1:51.593</b>		
<b>155</b>	<b>Haines/Seaman</b>	<b>MG B</b>							
1 -	2:27.552	6 -	2:09.020	11 -	3:25.950	16 -	2:00.710		
2 -	2:10.319	7 -	2:07.444	12 -	2:09.471	17 -	2:01.418		
3 -	2:09.655	8 -	2:08.111	13 -	2:05.607	18 -	2:00.232		
4 -	2:13.787	9 -	2:09.718	14 -	2:05.416	19 -	<b>1:59.165</b>		
5 -	2:08.666	10 -	2:13.661P	15 -	2:02.589				
<b>171</b>	<b>Campbell</b>	<b>Porsche 911</b>							
1 -	2:29.065	6 -	2:07.674	11 -	2:13.354	16 -	2:08.517		
2 -	2:10.752	7 -	2:12.925	12 -	2:08.068	17 -	2:07.135		
3 -	2:12.788	8 -	2:17.640P	13 -	2:07.126	18 -	<b>2:05.296</b>		
4 -	2:09.666	9 -	3:26.741	14 -	2:11.596				
5 -	2:11.538	10 -	2:08.445	15 -	2:06.616				

Weather/Track: Cloud/Damp

www.mstworld.com

Page 4 of 4

Croft  
Circuit Length = 2.1270 miles.  
Start: 17:52 End: 18:32

Printed - 18:35 Saturday, 02 August 2014



**HSCC Guards Trophy supported by Dunlop Tyres**  
**RACE 8 - LAP CHART - Croft - 2/3 August 2014**

Lap 1			Lap 2			Lap 3			Lap 4			Lap 5		
No	Behind	Laptime	No	Behind	Laptime	No	Behind	Laptime	No	Behind	Laptime	No	Behind	Laptime
3		2:00.972	3		1:55.998	3		1:54.617	3		1:53.656	3		1:52.786
6	4.911	2:05.883	6	7.393	1:58.480	46	12.669	1:58.879	46	16.170	1:57.157	46	20.010	1:56.626
46	6.062	2:07.034	46	8.407	1:58.343	6	13.203	2:00.427	6	16.437	1:56.890	55	21.649	1:56.489
55	6.758	2:07.730	55	9.668	1:58.908	55	14.517	1:59.466	55	17.946	1:57.085	75	22.182	1:56.081
75	6.942	2:07.914	75	10.178	1:59.234	8	14.881	1:58.726	8	18.335	1:57.110	6	24.000	2:00.349
8	8.943	2:09.915	8	10.772	1:57.827	75	15.240	1:59.679	75	18.887	1:57.303	8	26.643	2:01.094
41	9.921	2:10.893	41	14.470	2:00.547	41	18.529	1:58.676	41	21.713	1:56.840	41	26.905	1:57.978
136	12.253	2:13.225	136	18.109	2:01.854	107	25.725	2:00.749	107	31.282	1:59.213	107	37.912	1:59.416
107	13.126	2:14.098	107	19.593	2:02.465	136	26.669	2:03.177	136	33.806	2:00.793	136	41.090	2:00.070
72	14.142	2:15.114	77	21.507	2:03.018	105	28.133	2:00.763	105	35.652	2:01.175	105	43.518	2:00.652
77	14.487	2:15.459	105	21.987	2:02.057	77	30.064	2:03.174	17	36.615	1:59.950	72	44.354	1:57.251
105	15.928	2:16.900	17	23.464	2:03.005	17	30.321	2:01.474	77	38.811	2:02.403	17	45.621	2:01.792
17	16.457	2:17.429	10	26.573	2:03.112	10	35.013	2:03.057	72	39.889	1:55.972	77	47.337	2:01.312
126	18.426	2:19.398	126	29.197	2:06.769	72	37.573	2:00.709	10	42.729	2:01.372	10	50.991	2:01.048
10	19.459	2:20.431	19	30.086	2:06.546	19	42.253	2:06.784	19	53.238	2:04.641	19	1:06.921	2:06.469
19	19.538	2:20.510	64	31.593	2:07.045	126	43.155	2:08.575	126	57.478	2:07.979	126	1:08.379	2:03.687
64	20.546	2:21.518	72	31.481	2:13.337	11	44.055	2:04.312	64	58.122	2:07.641	11	1:09.399	2:02.720
7	23.021	2:23.993	7	33.688	2:06.665	7	43.055	2:03.984	11	59.465	2:09.066	64	1:11.864	2:06.528
11	24.337	2:25.309	11	34.360	2:06.021	64	44.137	2:07.161	7	1:12.745	2:23.346	7	1:21.046	2:01.087
66	24.952	2:25.924	155	40.901	2:10.319	155	55.939	2:09.655	66	1:13.106	2:08.986	155	1:31.950	2:08.666
155	26.580	2:27.552	66	42.206	2:13.252	66	57.776	2:10.187	155	1:16.070	2:13.787	66	1:32.621	2:12.301
171	28.093	2:29.065	171	42.847	2:10.752	171	1:01.018	2:12.788	171	1:17.028	2:09.666	171	1:35.780	2:11.538
74	30.013	2:30.985	74	47.255	2:13.240	74	1:05.025	2:12.387	74	1:24.049	2:12.680	74	1:43.138	2:11.875
4	31.762	2:32.734	4	54.364	2:18.600	4	1:17.342	2:17.595	4	1:39.728	2:16.042			

Weather/Track: Cloud/Damp

Croft  
 Circuit Length = 2.1270 miles.  
 Start: 17:52 End: 18:32

# HSCC Guards Trophy supported by Dunlop Tyres

## RACE 8 - LAP CHART - Croft - 2/3 August 2014

(contd.)

Lap 6			Lap 7			Lap 8			Lap 9			Lap 10		
No	Behind	Laptime	No	Behind	Laptime	No	Behind	Laptime	No	Behind	Laptime	No	Behind	Laptime
3		1:52.721	3		1:52.553	3		1:52.623	3		1:50.648	3		1:59.430P
4	1 LAP	2:11.093	74	1 LAP	2:11.158	155	1 LAP	2:07.444	41	1 LAP	3:08.449	72	1 LAP	1:50.732
46	21.389	1:54.100	46	23.432	1:54.596	66	1 LAP	2:07.503	72	1 LAP	1:51.132	17	1 LAP	3:05.165P
55	22.876	1:53.948	55	24.155	1:53.832	72	1 LAP	3:05.461	46	25.183	1:51.803	46	24.922	1:59.169P
75	22.896	1:53.435	75	24.592	1:54.249	171	1 LAP	2:12.925	55	27.373	1:52.839	55	26.022	1:58.079P
8	27.794	1:53.872	8	27.132	1:51.891	46	24.028	1:53.219	155	1 LAP	2:08.111	4	2 LAPS	3:29.921
41	29.102	1:54.918	4	1 LAP	2:14.900	55	25.182	1:53.650	66	1 LAP	2:08.469	155	1 LAP	2:09.718
107	42.888	1:57.697	41	38.179	2:01.630P	8	25.472	1:50.963	171	1 LAP	2:17.640P	66	1 LAP	2:25.936P
136	48.603	2:00.234	107	45.862	1:55.527	74	1 LAP	2:13.512	74	1 LAP	2:09.229	64	1 LAP	3:14.010P
105	50.263	1:59.466	136	54.125	1:58.075	107	47.841	1:54.602	107	1:01.315	2:04.122P	74	1 LAP	2:18.956P
17	51.478	1:58.578	105	55.059	1:57.349	4	1 LAP	2:21.311P	105	1:04.625	1:56.774	77	1:09.499	1:56.257
72	55.264	2:03.631P	17	56.673	1:57.748	105	58.499	1:56.063	136	1:06.260	1:56.924	11	1 LAP	1:56.882
77	55.139	2:00.523	77	1:01.078	1:58.492	136	59.984	1:58.482	77	1:12.672	1:57.147	136	1:17.083	2:10.253P
10	59.791	2:01.521	10	1:09.327	2:02.089	17	1:00.798	1:56.748	11	1 LAP	1:59.575	126	1 LAP	1:59.288
19	1:18.894	2:04.694	19	1:29.648	2:03.307	77	1:06.173	1:57.718	126	1 LAP	3:20.695	8	1:37.207	1:56.953
126	1:19.832	2:04.174	64	1:31.514	2:01.844	11	1 LAP	3:20.977	10	1:28.883	2:01.083	10	1:40.611	2:11.158P
64	1:22.223	2:03.080	7	1:32.473	1:57.400	10	1:18.448	2:01.744	8	1:39.684	3:04.860P	75	1:41.782	1:48.844
7	1:27.626	1:59.301	126	1:41.642	2:14.363P	7	1:37.879	1:58.029	7	1:42.907	1:55.676	41	1:45.718	1:50.110
11	1:34.077	2:17.399P				75	1:38.934	3:06.965P	19	1:51.692	2:02.076	19	1:54.721	2:02.459
155	1:48.249	2:09.020				19	1:40.264	2:03.239	75	1:52.368	2:04.082	72	1:55.708	1:48.373
171	1:50.733	2:07.674				64	1:41.592	2:02.701	41	1:55.038	1:51.681	107	2:07.294	3:05.409
66	1:50.727	2:10.827										171	1 LAP	3:26.741
												17	2:20.595	2:04.710
												105	2:25.340	3:20.145P
												4	1 LAP	2:05.843
												155	2:51.929	2:13.661P
												7	2:54.567	3:11.090P

Weather/Track: Cloud/Damp

www.mstworld.com

Page 2 of 5

Croft  
Circuit Length = 2.1270 miles.  
Start: 17:52 End: 18:32

Printed - 18:35 Saturday, 02 August 2014

# HSCC Guards Trophy supported by Dunlop Tyres

## RACE 8 - LAP CHART - Croft - 2/3 August 2014

(contd.)

Lap 11			Lap 12			Lap 13			Lap 14			Lap 15		
No	Behind	Laptime	No	Behind	Laptime	No	Behind	Laptime	No	Behind	Laptime	No	Behind	Laptime
3		3:02.222	3		1:48.347	3		1:49.325	3		1:47.813	3		1:46.140
11	1 LAP	1:57.196	7	1 LAP	2:03.181	10	1 LAP	1:55.582	66	2 LAPS	2:02.201	77	1 LAP	1:53.324
77	14.012	2:06.735P	11	1 LAP	1:56.696	7	1 LAP	1:52.843	10	1 LAP	1:52.776	136	1 LAP	1:55.013
126	1 LAP	1:57.627	126	1 LAP	1:56.097	4	2 LAPS	2:05.168	74	2 LAPS	2:00.878	66	2 LAPS	1:59.556
64	1 LAP	2:11.253	64	1 LAP	1:59.409	11	1 LAP	1:55.035	7	1 LAP	1:51.655	10	1 LAP	1:52.336
8	23.960	1:48.975	46	26.857	1:50.008	46	25.762	1:48.230	171	2 LAPS	2:08.068	7	1 LAP	1:50.666
46	25.196	3:02.496	8	27.716	1:52.103	8	26.712	1:48.321	46	27.641	1:49.692	155	2 LAPS	2:05.607
55	26.177	3:02.377	55	28.162	1:50.332	55	28.300	1:49.463	8	27.825	1:48.926	74	2 LAPS	1:57.408
75	27.863	1:48.303	75	28.465	1:48.949	75	28.566	1:49.426	55	28.794	1:48.307	46	28.939	1:47.438
41	32.278	1:48.782	41	33.151	1:49.220	126	1 LAP	1:59.985	75	28.992	1:48.239	8	29.987	1:48.302
72	42.466	1:48.980	72	41.708	1:47.589	41	34.206	1:50.380	4	2 LAPS	2:06.984	75	30.397	1:47.545
107	57.621	1:52.549	107	1:00.621	1:51.347	64	1 LAP	2:02.246	41	35.744	1:49.351	171	2 LAPS	2:07.126
19	1:05.401	2:12.902P	17	1:22.456	1:56.384	72	40.916	1:48.533	11	1 LAP	1:59.263	55	39.871	1:57.217
17	1:14.419	1:56.046	155	1 LAP	3:25.950	19	1 LAP	3:15.836	72	40.765	1:47.662	72	42.628	1:48.003
171	1 LAP	2:08.445	66	1 LAP	2:02.982	107	1:03.143	1:51.847	126	1 LAP	1:56.908	11	1 LAP	1:56.486
66	1 LAP	3:27.608	105	1:37.445	1:55.835	17	1:26.283	1:53.152	64	1 LAP	1:59.614	126	1 LAP	1:57.882
105	1:29.957	2:06.839	77	1:37.409	3:11.744	105	1:41.263	1:53.143	19	1 LAP	1:56.626	4	2 LAPS	2:12.283
136	1:31.613	3:16.752	136	1:38.424	1:55.158	77	1:41.984	1:53.900	107	1:07.407	1:52.077	64	1 LAP	1:59.581
74	1 LAP	3:32.516	171	1 LAP	2:13.354	136	1:45.821	1:56.722	17	1:32.362	1:53.892	19	1 LAP	1:58.259
4	1 LAP	2:05.789	74	1 LAP	1:59.362	155	1 LAP	2:09.471	105	1:44.788	1:51.338	107	1:12.039	1:50.772
10	1:47.482	3:09.093										17	1:40.484	1:54.262

Weather/Track: Cloud/Damp

www.mstworld.com

Page 3 of 5

Croft  
Circuit Length = 2.1270 miles.  
Start: 17:52 End: 18:32

Printed - 18:35 Saturday, 02 August 2014

**HSCC Guards Trophy supported by Dunlop Tyres**  
**RACE 8 - LAP CHART - Croft - 2/3 August 2014**

(contd.)

Lap 16			Lap 17			Lap 18			Lap 19			Lap 20		
No	Behind	Laptime	No	Behind	Laptime	No	Behind	Laptime	No	Behind	Laptime	No	Behind	Laptime
3		1:47.179	3		1:47.761	3		1:46.696	3		1:47.216	3		1:46.394
105	1 LAP	1:50.933	17	1 LAP	1:54.494	105	1 LAP	1:47.091	105	1 LAP	1:46.906	19	2 LAPS	1:54.861
77	1 LAP	1:53.032	105	1 LAP	1:48.769	17	1 LAP	1:52.709	4	3 LAPS	2:03.493	105	1 LAP	1:45.061
136	1 LAP	1:55.426	77	1 LAP	1:52.072	77	1 LAP	1:51.630	17	1 LAP	1:50.305	17	1 LAP	1:50.611
10	1 LAP	1:54.906	136	1 LAP	1:55.715	46	29.582	1:47.002	77	1 LAP	1:50.631	171	3 LAPS	2:07.135
7	1 LAP	1:54.446	10	1 LAP	1:50.829	136	1 LAP	1:55.524	46	28.238	1:45.872	77	1 LAP	1:50.410
66	2 LAPS	1:59.451	46	29.276	1:46.139	75	32.710	1:48.335	75	35.120	1:49.626	4	3 LAPS	2:04.151
46	30.898	1:49.138	7	1 LAP	1:50.737	10	1 LAP	1:53.201	136	1 LAP	1:53.243	46	28.694	1:46.850
75	33.605	1:50.387	75	31.071	1:45.227	7	1 LAP	1:52.544	7	1 LAP	1:50.743	75	33.398	1:44.672
155	2 LAPS	2:05.416	66	2 LAPS	1:57.698	55	39.546	1:46.332	55	39.092	1:46.762	55	40.050	1:47.352
74	2 LAPS	2:00.716	55	39.910	1:47.537	72	39.767	1:44.075	8	39.937	1:44.691	72	40.337	1:46.793
8	39.813	1:57.005	72	42.388	1:47.034	8	42.462	1:45.530	72	39.938	1:47.387	8	41.975	1:48.432
55	40.134	1:47.442	8	43.628	1:51.576	66	2 LAPS	1:58.726	10	1 LAP	1:54.058	136	1 LAP	1:54.106
72	43.115	1:47.666	74	2 LAPS	1:58.468	74	2 LAPS	1:55.874	66	2 LAPS	1:55.185	7	1 LAP	1:53.911
11	1 LAP	1:55.821	155	2 LAPS	2:02.589	155	2 LAPS	2:00.710	74	2 LAPS	1:54.768	10	1 LAP	1:52.595
171	2 LAPS	2:11.596	11	1 LAP	1:54.091	11	1 LAP	1:54.142	11	1 LAP	1:51.922	66	2 LAPS	1:55.617
126	1 LAP	1:57.658	126	1 LAP	1:56.474	126	1 LAP	1:52.918	155	2 LAPS	2:01.418	74	2 LAPS	1:54.083
107	1:18.521	1:53.661	171	2 LAPS	2:06.616	107	1:22.501	1:48.596	107	1:22.364	1:47.079	11	1 LAP	1:51.874
64	1 LAP	2:02.884	107	1:20.601	1:49.841	64	1 LAP	1:56.539	126	1 LAP	1:53.950	107	1:22.607	1:46.637
19	1 LAP	2:02.164	64	1 LAP	1:56.040	19	1 LAP	1:57.317	64	1 LAP	1:54.596	126	1 LAP	1:52.463
4	2 LAPS	2:12.522	19	1 LAP	1:56.938	171	2 LAPS	2:08.517				155	2 LAPS	2:00.232
			4	2 LAPS	2:02.706									

Weather/Track: Cloud/Damp

www.mstworld.com

Page 4 of 5

Croft  
 Circuit Length = 2.1270 miles.  
 Start: 17:52 End: 18:32

Printed - 18:35 Saturday, 02 August 2014

**HSCC Guards Trophy supported by Dunlop Tyres**  
**RACE 8 - LAP CHART - Croft - 2/3 August 2014**

(contd.)

Lap 21			Lap 22			Lap 23			Lap 24			Lap 25		
No	Behind	Laptime	No	Behind	Laptime	No	Behind	Laptime	No	Behind	Laptime	No	Behind	Laptime
3		1:44.936												
105	1 LAP	1:45.746												
64	2 LAPS	1:55.193												
19	2 LAPS	1:54.818												
17	1 LAP	1:50.626												
46	29.450	1:45.692												
77	1 LAP	1:51.184												
75	34.242	1:45.780												
171	3 LAPS	2:05.296												
55	40.001	1:44.887												
72	41.124	1:45.723												
8	41.496	1:44.457												
4	3 LAPS	2:05.591												
136	1 LAP	1:51.593												
7	1 LAP	1:51.705												
10	1 LAP	1:52.058												
66	2 LAPS	1:54.733												
74	2 LAPS	1:54.158												
107	1:22.592	1:44.921												
11	1 LAP	2:02.956												
126	1 LAP	1:52.046												
155	2 LAPS	1:59.165												

Weather/Track: Cloud/Damp

www.mstworld.com

Page 5 of 5

Croft  
 Circuit Length = 2.1270 miles.  
 Start: 17:52 End: 18:32

Printed - 18:35 Saturday, 02 August 2014

## 500cc Formula 3

### RACE 16 - QUALIFYING - Croft - 2/3 August 2014

POS	NO	CL	DRIVER	NAT	CAR	TIME	LAPS	GAP	MPH
1	86	P3	John TURNER		Cooper Mk9	1:53.503	7		67.46
2	65	P2	Richard DE LA ROCHE		Smith-Buckler	1:54.654	8	1.151	66.78
3	6	P3	Darrell WOODS		Cooper MkXII	1:54.841	8	1.338	66.67
4	67	P2	Gordon RUSSELL		Mackson	1:55.031	8	1.528	66.56
5	19	P3	J.b JONES		Cooper Mk9	1:55.214	8	1.711	66.46
6	8	P3	Roy HUNT		Martin 500	1:55.508	8	2.005	66.29
7	59	P2	David KINGSLAND		Staride Mk3	1:56.697	8	3.194	65.61
8	89	P1	Shirley MONRO		Cooper Mk1V	2:02.140	7	8.637	62.69
9	90	P3	Ian PHILLIPS		Cooper X	2:02.950	7	9.447	62.27
10	51	P1	Alan CROFT		JP Mk1	2:18.629	7	25.126	55.23

Weather/Track: Cloud/Dry

These results are provisional until the conclusion of any judicial and technical matters.

Croft

Circuit Length = 2.1270 miles.

Start: 10:04 End: 10:19

Clerk of the Course:

Timekeeper:

## 500cc Formula 3

### RACE 16 - QUALIFYING LAP ANALYSIS - Croft - 2/3 August 2014

<b>6</b>	<b>Darrell WOODS</b>	Cooper MkXII
1 - X:00.000	6 - 1:55.137	
2 - 1:57.515	7 - <b>1:54.841</b>	
3 - 1:56.610	8 - 1:55.058	
4 - 1:55.294		
5 - 1:54.906		
<b>8</b>	<b>Roy HUNT</b>	Martin 500
1 - X:00.000	6 - <b>1:55.508</b>	
2 - 2:03.661	7 - 1:55.555	
3 - 1:58.425	8 - 1:58.150	
4 - 1:56.677		
5 - 1:57.832		
<b>19</b>	<b>J.b JONES</b>	Cooper Mk9
1 - X:00.000	6 - <b>1:55.214</b>	
2 - 1:57.879	7 - 1:56.067	
3 - 1:55.502	8 - 1:57.321	
4 - 1:56.271		
5 - 1:57.307		
<b>51</b>	<b>Alan CROFT</b>	JP Mk1
1 - X:00.000	6 - 2:21.846	
2 - 2:25.415	7 - 2:21.173	
3 - 2:20.969		
4 - <b>2:18.629</b>		
5 - 2:19.325		
<b>59</b>	<b>David KINGSLAND</b>	Staride Mk3
1 - X:00.000	6 - 1:57.720	
2 - 2:01.348	7 - 2:04.321	
3 - 2:00.108	8 - <b>1:56.697</b>	
4 - 1:57.548		
5 - 1:58.535		
<b>65</b>	<b>Richard DE LA ROCHE</b>	Smith-Buckler
1 - X:00.000	6 - 2:00.054	
2 - 1:55.787	7 - 1:55.266	
3 - 1:54.788	8 - 1:56.156	
4 - 1:57.766		
5 - <b>1:54.654</b>		

Weather/Track: Cloud/Dry

www.mstworld.com

Page 1 of 2

Croft  
Circuit Length = 2.1270 miles.  
Start: 10:04 End: 10:19  
Printed - 10:23 Sunday, 03 August 2014

### 500cc Formula 3

### RACE 16 - QUALIFYING LAP ANALYSIS - Croft - 2/3 August 2014

(contd.)

<b>67</b>	<b>Gordon RUSSELL</b>	Mackson
1 - X:00.000	6 - 1:55.099	
2 - 1:59.629	7 - <b>1:55.031</b>	
3 - 1:57.322	8 - 1:55.216	
4 - 1:56.590		
5 - 1:55.412		
<b>86</b>	<b>John TURNER</b>	Cooper Mk9
1 - X:00.000	6 - <b>1:53.503</b>	
2 - 1:57.440	7 - 2:17.461P	
3 - 1:55.957		
4 - 1:56.018		
5 - 1:55.705		
<b>89</b>	<b>Shirley MONRO</b>	Cooper Mk1V
1 - X:00.000	6 - 2:07.342	
2 - 2:03.576	7 - 2:06.917	
3 - <b>2:02.140</b>		
4 - 2:04.488		
5 - 2:08.596		
<b>90</b>	<b>Ian PHILLIPS</b>	Cooper X
1 - X:00.000	6 - 2:04.813	
2 - 2:10.769	7 - <b>2:02.950</b>	
3 - 2:06.755		
4 - 2:03.467		
5 - 2:05.013		

Weather/Track: Cloud/Dry

[www.mstworld.com](http://www.mstworld.com)


Page 2 of 2

Croft  
Circuit Length = 2.1270 miles.  
Start: 10:04 End: 10:19

Printed - 10:23 Sunday, 03 August 2014



**500cc Formula 3**  
**RACE 16 - GRID - Croft - 2/3 August 2014**

	
ROW 1	86   TURNER <span style="float: right;">POLE</span>
	65   DE LA ROCHE
ROW 2	6   WOODS
	67   RUSSELL
ROW 3	19   JONES
	8   HUNT
ROW 4	59   KINGSLAND
	89   MONRO
ROW 5	90   PHILLIPS
	51   CROFT

**Weather/Track: Cloud/Dry**

**These results are provisional until the conclusion of any judicial and technical matters.**

Croft  
Circuit Length = 2.1270 miles.  
Start: 10:04 End: 10:19

Clerk of the Course:

Timekeeper:

## 500cc Formula 3

### RACE 16 - CLASSIFICATION - Croft - 2/3 August 2014

POS	NO	CL	DRIVER	NAT	CAR	TIME	LAPS	GAP	MPH	BEST
1	8	P3	Roy HUNT		Martin 500	21:01.748	11		66.75	1:52.699
2	86	P3	John TURNER		Cooper Mk9	21:03.648	11	1.900	66.65	1:52.592
3	6	P3	Darrell WOODS		Cooper MkXII	21:04.714	11	2.966	66.59	1:52.931
4	67	P2	Gordon RUSSELL		Mackson	21:18.669	11	16.921	65.87	1:53.900
5	59	P2	David KINGSLAND		Staride Mk3	21:29.306	11	27.558	65.32	1:55.173
6	90	P3	Ian PHILLIPS		Cooper X	21:43.797	11	42.049	64.60	1:55.709
7	19	P3	J.b JONES		Cooper Mk9	22:06.097	11	1:04.349	63.51	1:57.064
8	89	P1	Shirley MONRO		Cooper Mk1V	22:43.557	11	1:41.809	61.77	2:01.338
9	51	P1	Alan CROFT		JP Mk1	21:02.135	9	2 LAPS	54.60	2:16.365
NOT CLASSIFIED										
65	P2	Richard DE LA ROCHE		Smith-Buckler		9:48.262	5	D.N.F.	65.08	1:56.030
FASTEST LAP										
86	P3	John TURNER		Cooper Mk9		1:52.592	11	68.00mph	109.44kph	
67	P2	Gordon RUSSELL		Mackson		1:53.900	9	67.22mph	108.19kph	
89	P1	Shirley MONRO		Cooper Mk1V		2:01.338	7	63.10mph	101.56kph	

Weather/Track: Bright/Dry

These results are provisional until the conclusion of any judicial and technical matters.

Croft

Circuit Length = 2.1270 miles.

Start: 16:36 End: 16:57

Clerk of the Course:

Timekeeper:

## 500cc Formula 3

### RACE 16 - LAP ANALYSIS - Croft - 2/3 August 2014

<b>6</b>	<b>Darrell WOODS</b>	Cooper MkXII
1 - 2:00.978	6 - 1:53.712	11 - 1:55.124
2 - 1:55.248	7 - 1:54.518	
3 - 1:54.329	8 - 1:53.383	
4 - 1:54.920	9 - 1:53.753	
5 - 1:55.818	10 - <b>1:52.931</b>	
<b>8</b>	<b>Roy HUNT</b>	Martin 500
1 - 2:02.978	6 - 1:53.591	11 - <b>1:52.699</b>
2 - 1:53.840	7 - 1:54.476	
3 - 1:53.766	8 - 1:53.968	
4 - 1:54.850	9 - 1:53.504	
5 - 1:54.164	10 - 1:53.912	
<b>19</b>	<b>J.b JONES</b>	Cooper Mk9
1 - 2:05.280	6 - 1:58.454	11 - 2:01.698
2 - 2:15.319	7 - 1:57.190	
3 - 1:57.833	8 - 1:57.256	
4 - 1:59.759	9 - <b>1:57.064</b>	
5 - 1:58.015	10 - 1:58.229	
<b>51</b>	<b>Alan CROFT</b>	JP Mk1
1 - 2:23.821	6 - 2:21.721	
2 - <b>2:16.365</b>	7 - 2:17.519	
3 - 2:18.687	8 - 2:22.610	
4 - 2:19.301	9 - 2:19.250	
5 - 2:22.861		
<b>59</b>	<b>David KINGSLAND</b>	Staride Mk3
1 - 2:02.609	6 - 1:55.259	11 - 2:00.859
2 - 1:57.301	7 - 1:56.880	
3 - 1:56.084	8 - 1:55.554	
4 - 1:56.997	9 - <b>1:55.173</b>	
5 - 1:55.698	10 - 1:56.892	
<b>65</b>	<b>Richard DE LA ROCHE</b>	Smith-Buckler
1 - 2:02.537		
2 - 1:56.521		
3 - 1:56.937		
4 - 1:56.237		
5 - <b>1:56.030</b>		

Weather/Track: Bright/Dry

www.mstworld.com

Page 1 of 2

Croft  
Circuit Length = 2.1270 miles.  
Start: 16:36 End: 16:57  
Printed - 17:00 Sunday, 03 August 2014

### 500cc Formula 3

### RACE 16 - LAP ANALYSIS - Croft - 2/3 August 2014

(contd.)

<b>67</b>	<b>Gordon RUSSELL</b>	Mackson
1 - 2:06.704	6 - 1:53.983	11 - 1:55.196
2 - 1:58.955	7 - 1:54.226	
3 - 1:55.467	8 - 1:54.163	
4 - 1:56.419	9 - <b>1:53.900</b>	
5 - 1:55.380	10 - 1:54.276	
<b>86</b>	<b>John TURNER</b>	Cooper Mk9
1 - 1:59.503	6 - 1:54.520	11 - <b>1:52.592</b>
2 - 1:55.828	7 - 1:55.979	
3 - 1:54.393	8 - 1:53.536	
4 - 1:54.677	9 - 1:53.924	
5 - 1:54.824	10 - 1:53.872	
<b>89</b>	<b>Shirley MONRO</b>	Cooper Mk1V
1 - 2:10.063	6 - 2:02.736	11 - 2:02.306
2 - 2:04.926	7 - <b>2:01.338</b>	
3 - 2:06.210	8 - 2:01.566	
4 - 2:06.575	9 - 2:02.137	
5 - 2:03.718	10 - 2:01.982	
<b>90</b>	<b>Ian PHILLIPS</b>	Cooper X
1 - 2:05.284	6 - <b>1:55.709</b>	11 - 1:58.170
2 - 1:58.190	7 - 1:58.988	
3 - 1:58.164	8 - 1:57.154	
4 - 1:57.429	9 - 1:58.882	
5 - 1:55.963	10 - 1:59.864	

Weather/Track: Bright/Dry

www.mstworld.com

Page 2 of 2

Croft  
Circuit Length = 2.1270 miles.  
Start: 16:36 End: 16:57

Printed - 17:00 Sunday, 03 August 2014

### 500cc Formula 3

### RACE 16 - LAP CHART - Croft - 2/3 August 2014

Lap 1			Lap 2			Lap 3			Lap 4			Lap 5		
No	Behind	Laptime	No	Behind	Laptime	No	Behind	Laptime	No	Behind	Laptime	No	Behind	Laptime
86		1:59.503	86		1:55.828	86		1:54.393	86		1:54.677	86		1:54.824
6	1.475	2:00.978	6	0.895	1:55.248	6	0.831	1:54.329	8	1.033	1:54.850	8	0.373	1:54.164
65	3.034	2:02.537	8	1.487	1:53.840	8	0.860	1:53.766	6	1.074	1:54.920	6	2.068	1:55.818
59	3.106	2:02.609	65	3.727	1:56.521	65	6.271	1:56.937	65	7.831	1:56.237	65	9.037	1:56.030
8	3.475	2:02.978	59	4.579	1:57.301	59	6.270	1:56.084	59	8.590	1:56.997	59	9.464	1:55.698
19	5.777	2:05.280	90	8.143	1:58.190	67	11.402	1:55.467	67	13.144	1:56.419	67	13.700	1:55.380
90	5.781	2:05.284	67	10.328	1:58.955	90	11.914	1:58.164	90	14.666	1:57.429	90	15.805	1:55.963
67	7.201	2:06.704	89	19.658	2:04.926	19	28.708	1:57.833	19	33.790	1:59.759	19	36.981	1:58.015
89	10.560	2:10.063	19	25.268	2:15.319	89	31.475	2:06.210	89	43.373	2:06.575	89	52.267	2:03.718
51	24.318	2:23.821	51	44.855	2:16.365	51	1:09.149	2:18.687	51	1:33.773	2:19.301			

Weather/Track: Bright/Dry

www.mstworld.com

Page 1 of 3

Croft  
Circuit Length = 2.1270 miles.  
Start: 16:36 End: 16:57

Printed - 17:00 Sunday, 03 August 2014

### 500cc Formula 3

### RACE 16 - LAP CHART - Croft - 2/3 August 2014

(contd.)

Lap 6			Lap 7			Lap 8			Lap 9			Lap 10		
No	Behind	Laptime	No	Behind	Laptime	No	Behind	Laptime	No	Behind	Laptime	No	Behind	Laptime
8		1:53.591	8		1:54.476	8		1:53.968	8		1:53.504	8		1:53.912
86	0.556	1:54.520	6	1.858	1:54.518	6	1.273	1:53.383	6	1.522	1:53.753	6	0.541	1:52.931
6	1.816	1:53.712	86	2.059	1:55.979	86	1.627	1:53.536	86	2.047	1:53.924	86	2.007	1:53.872
51	1 LAP	2:22.861	59	13.163	1:56.880	67	13.664	1:54.163	67	14.060	1:53.900	67	14.424	1:54.276
59	10.759	1:55.259	67	13.469	1:54.226	59	14.749	1:55.554	59	16.418	1:55.173	59	19.398	1:56.892
67	13.719	1:53.983	90	22.062	1:58.988	90	25.248	1:57.154	90	30.626	1:58.882	90	36.578	1:59.864
90	17.550	1:55.709	51	1 LAP	2:21.721	19	47.473	1:57.256	19	51.033	1:57.064	19	55.350	1:58.229
19	41.471	1:58.454	19	44.185	1:57.190	51	1 LAP	2:17.519	89	1:24.132	2:02.137	89	1:32.202	2:01.982
89	1:01.039	2:02.736	89	1:07.901	2:01.338	89	1:15.499	2:01.566	51	1 LAP	2:22.610			

Weather/Track: Bright/Dry

www.mstworld.com

Page 2 of 3

Croft  
Circuit Length = 2.1270 miles.  
Start: 16:36 End: 16:57

Printed - 17:00 Sunday, 03 August 2014

### 500cc Formula 3

### RACE 16 - LAP CHART - Croft - 2/3 August 2014

(contd.)

Lap 11			Lap 12			Lap 13			Lap 14			Lap 15		
No	Behind	Laptime	No	Behind	Laptime	No	Behind	Laptime	No	Behind	Laptime	No	Behind	Laptime
8		1:52.699												
51	2 LAPS	2:19.250												
86	1.900	1:52.592												
6	2.966	1:55.124												
67	16.921	1:55.196												
59	27.558	2:00.859												
90	42.049	1:58.170												
19	1:04.349	2:01.698												
89	1:41.809	2:02.306												

Weather/Track: Bright/Dry

[www.mstworld.com](http://www.mstworld.com)

Page 3 of 3

Croft  
Circuit Length = 2.1270 miles.  
Start: 16:36 End: 16:57

Printed - 17:00 Sunday, 03 August 2014