



# Walter Hayes Trophy Meeting

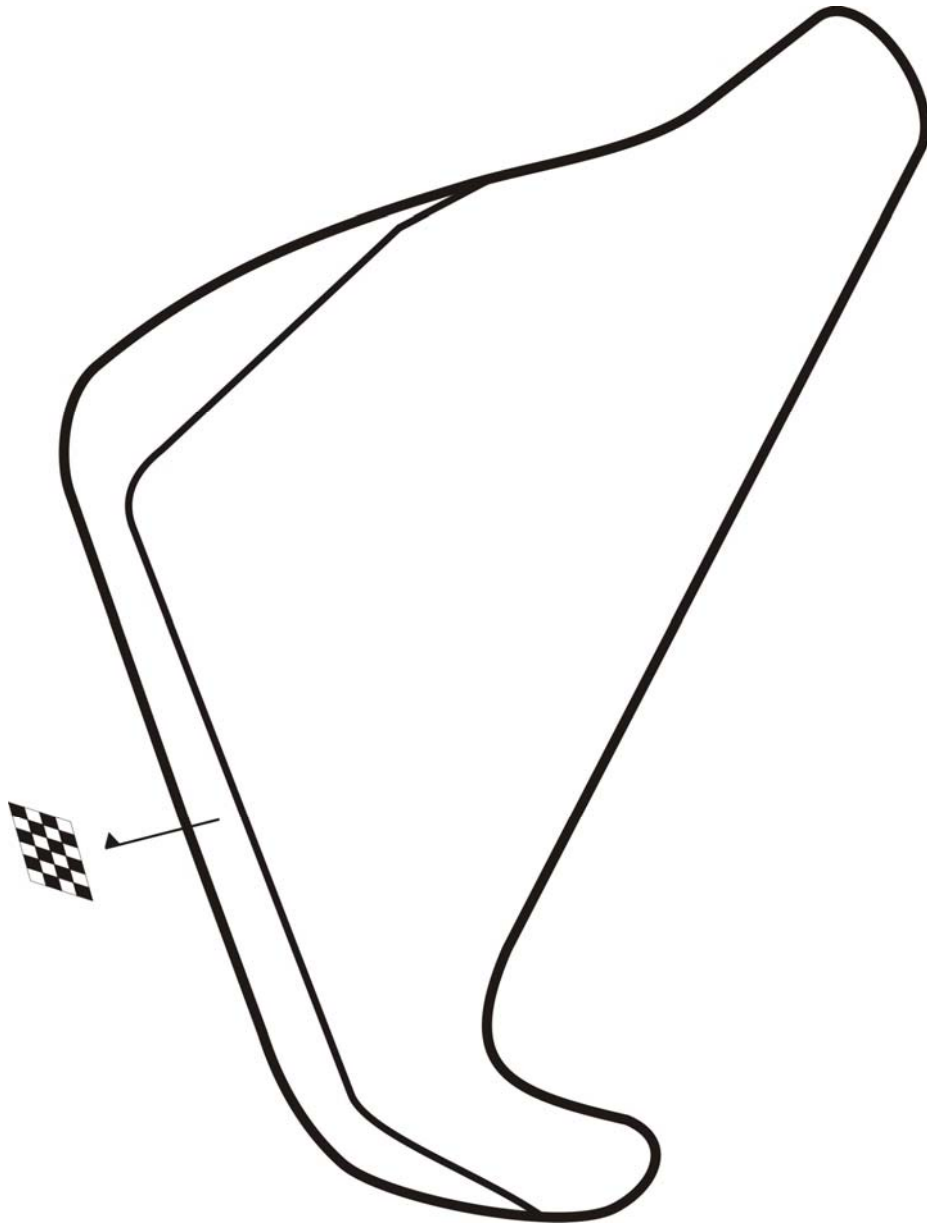
Silverstone  
6/7 November 2010



Timing and Results by MST SYSTEMS Ltd  
[www.mstworld.com](http://www.mstworld.com)



## Silverstone National Circuit



Circuit length 1.639 miles

**The Walter Hayes Trophy - Heat 1**  
**QUALIFYING - RACE 1 - Silverstone 6/7 November 2010**

POS	NO	CL	DRIVER	NAT	CAR	TIME	LAPS	GAP	MPH
1	86		James TUCKER		Van Diemen RF92	1:10.871	8		83.25
2	22		Spence PIGOT		Ray GRS08	1:11.136	8	0.265	82.94
3	33		Matthew PARR		Van Diemen RF01	1:11.810	8	0.939	82.16
4	2		Felix FISHER		Van Diemen RF00	1:11.860	8	0.989	82.11
5	35		Robert HALL		Swift SC10	1:13.007	8	2.136	80.82
6	39		Michael MALLOCK		Mallock Mk9	1:13.148	8	2.277	80.66
7	172		Jonathan HOAD		Van Diemen RF90	1:13.189	8	2.318	80.61
8	101		Glynn GEDDIE		Ray GR09	1:13.327	8	2.456	80.46
9	58		Pedro MATOS		Van Diemen RF88	1:13.443	6	2.572	80.34
10	24		Paul MASON		Swift SC94	1:14.367	8	3.496	79.34
11	37		Rob SMITH		Van Diemen RF99	1:15.279	8	4.408	78.38
12	82		Ashley CLIFFORD		Mygale RF88	1:15.496	8	4.625	78.15
13	10		Jaap BLIJLEVEN		Reynard 88FF	1:16.106	8	5.235	77.52
14	7		Martin SHORT		Van Diemen RF00	1:16.152	7	5.281	77.48
15	50		Paul MCMORRAN		Crossle 25F	1:19.145	8	8.274	74.55
16	42		Kieron BLAKE		Van Diemen RF92	1:19.903	8	9.032	73.84
17	126		Andy POWELL		Royale RP26	1:19.973	7	9.102	73.78
18	85		Ryan DIGNAN		Van Diemen RF89	1:20.145	8	9.274	73.62
19	40		Mike STEWART		Van Diemen RF86	1:20.644	4	9.773	73.16
20	73		Henry FRYER		Spectrum 011C	1:23.281	4	12.410	70.84
21	192		Graham YORK		Swift SCRF	1:24.780	7	13.909	69.59

**CAR 126 - NO WORKING TRANSPONDER**  
**Weather/Track: Cloud / Damp**

Silverstone  
 Circuit Length = 1.6390 miles.  
 Start: 09:00 End: 09:15

Clerk of the Course:		Timekeeper:
----------------------	--	-------------

# The Walter Hayes Trophy - Heat 1

## QUALIFYING LAP ANALYSIS - RACE 1 - Silverstone 6/7 November 2010

<b>2</b>	<b>Felix FISHER</b>	Van Diemen RF00
1 - X:00.000	6 - 1:12.781	
2 - 1:17.325	7 - 1:12.798	
3 - 1:13.807	8 - <b>1:11.860</b>	
4 - 1:14.252		
5 - 8:15.938		
<b>7</b>	<b>Martin SHORT</b>	Van Diemen RF00
1 - X:00.000	6 - 1:16.532	
2 - 1:19.771	7 - <b>1:16.152</b>	
3 - 1:16.365		
4 - 1:16.777		
5 - 8:48.996		
<b>10</b>	<b>Jaap BLIJLEVEN</b>	Reynard 88FF
1 - X:00.000	6 - 1:16.364	
2 - 1:24.841	7 - <b>1:16.106</b>	
3 - 1:18.921	8 - 1:16.772	
4 - 1:20.110		
5 - 7:31.839		
<b>22</b>	<b>Spence PIGOT</b>	Ray GRS08
1 - X:00.000	6 - 1:11.948	
2 - 1:17.816	7 - 1:12.964	
3 - 1:12.448	8 - <b>1:11.136</b>	
4 - 1:12.393		
5 - 7:18.640		
<b>24</b>	<b>Paul MASON</b>	Swift SC94
1 - X:00.000	6 - 1:15.175	
2 - 1:23.059	7 - 1:16.681	
3 - 1:16.853	8 - <b>1:14.367</b>	
4 - 1:18.020		
5 - 7:29.784		
<b>33</b>	<b>Matthew PARR</b>	Van Diemen RF01
1 - X:00.000	6 - 1:12.128	
2 - 1:29.003	7 - 1:12.711	
3 - 1:13.678	8 - <b>1:11.810</b>	
4 - 1:12.517		
5 - 7:20.850		

CAR 126 - NO WORKING TRANSPONDER  
Weather/Track: Cloud / Damp

# The Walter Hayes Trophy - Heat 1

## QUALIFYING LAP ANALYSIS - RACE 1 - Silverstone 6/7 November 2010

(contd.)

<b>35</b>	<b>Robert HALL</b>	Swift SC10
1 - X:00.000	6 - 1:14.102	
2 - 1:19.499	7 - 1:14.473	
3 - 1:17.758	8 - <b>1:13.007</b>	
4 - 1:15.323		
5 - 7:44.575		
<b>37</b>	<b>Rob SMITH</b>	Van Diemen RF99
1 - X:00.000	6 - 1:16.014	
2 - 1:19.013	7 - 1:15.344	
3 - 1:16.521	8 - <b>1:15.279</b>	
4 - 1:16.783		
5 - 8:23.390		
<b>39</b>	<b>Michael MALLOCK</b>	Mallock Mk9
1 - X:00.000	6 - 1:14.578	
2 - 1:23.619	7 - 1:13.447	
3 - 1:15.742	8 - <b>1:13.148</b>	
4 - 1:15.526		
5 - 7:35.065		
<b>40</b>	<b>Mike STEWART</b>	Van Diemen RF86
1 - X:00.000		
2 - 1:23.350		
3 - 1:22.021		
4 - <b>1:20.644</b>		
<b>42</b>	<b>Kieron BLAKE</b>	Van Diemen RF92
1 - X:00.000	6 - 1:21.498	
2 - 1:24.432	7 - <b>1:19.903</b>	
3 - 1:23.900	8 - 1:20.623	
4 - 1:23.645		
5 - 7:35.015		
<b>50</b>	<b>Paul MCMORRAN</b>	Crossle 25F
1 - X:00.000	6 - 1:20.897	
2 - 1:25.246	7 - <b>1:19.145</b>	
3 - 1:21.744	8 - 1:19.744	
4 - 1:33.701		
5 - 7:30.791		

CAR 126 - NO WORKING TRANSPONDER  
Weather/Track: Cloud / Damp

# The Walter Hayes Trophy - Heat 1

## QUALIFYING LAP ANALYSIS - RACE 1 - Silverstone 6/7 November 2010

(contd.)

<b>58</b>	<b>Pedro MATOS</b>	Van Diemen RF88
1 - X:00.000	6 - 1:15.951	
2 - 1:35.017		
3 - 1:14.789		
4 - 8:56.595		
5 - <b>1:13.443</b>		
<b>73</b>	<b>Henry FRYER</b>	Spectrum 011C
1 - X:00.000		
2 - 1:23.842		
3 - <b>1:23.281</b>		
4 - 1:23.731		
<b>82</b>	<b>Ashley CLIFFORD</b>	Mygale RF88
1 - X:00.000	6 - 1:26.638	
2 - 1:20.388	7 - 1:18.439	
3 - 1:16.804	8 - <b>1:15.496</b>	
4 - 1:17.675		
5 - 7:38.029		
<b>85</b>	<b>Ryan DIGNAN</b>	Van Diemen RF89
1 - X:00.000	6 - 1:22.860	
2 - 1:27.445	7 - 1:21.073	
3 - 1:23.299	8 - <b>1:20.145</b>	
4 - 1:22.046		
5 - 7:35.944		
<b>86</b>	<b>James TUCKER</b>	Van Diemen RF92
1 - X:00.000	6 - 1:12.498	
2 - 1:15.062	7 - 1:12.850	
3 - 1:12.307	8 - <b>1:10.871</b>	
4 - 1:13.034		
5 - 8:14.118		
<b>101</b>	<b>Glynn GEDDIE</b>	Ray GR09
1 - X:00.000	6 - 1:13.441	
2 - 1:19.403	7 - 1:14.355	
3 - <b>1:13.327</b>	8 - 1:13.707	
4 - 1:13.622		
5 - 8:18.277		

CAR 126 - NO WORKING TRANSPONDER  
Weather/Track: Cloud / Damp

# The Walter Hayes Trophy - Heat 1

## QUALIFYING LAP ANALYSIS - RACE 1 - Silverstone 6/7 November 2010


(contd.)

<b>126</b>	<b>Andy POWELL</b>	Royale RP26
1 - X:00.000	6 - 1:20.650	
2 - 1:29.270	7 - <b>1:19.973</b>	
3 - 1:30.707		
4 - 1:23.357		
5 - 7:33.031		
<b>172</b>	<b>Jonathan HOAD</b>	Van Diemen RF90
1 - X:00.000P	6 - 1:13.464	
2 - 1:40.202	7 - 1:14.690	
3 - 1:15.762	8 - <b>1:13.189</b>	
4 - 1:15.900		
5 - 7:42.083		
<b>192</b>	<b>Graham YORK</b>	Swift SCRF
1 - X:00.000	6 - 1:25.056	
2 - 1:46.010	7 - <b>1:24.780</b>	
3 - 1:26.843		
4 - 1:25.910		
5 - 7:40.326		

CAR 126 - NO WORKING TRANSPONDER  
Weather/Track: Cloud / Damp

**The Walter Hayes Trophy - Heat 1**  
**GRID FOR RACE 1 - Silverstone 6/7 November 2010**

ROW 11			192	YORK	
ROW 10	73	FRYER	40	STEWART	
ROW 9		85	DIGNAN	126	POWELL
ROW 8	42	BLAKE	50	MCMORRAN	
ROW 7		7	SHORT	10	BLIJLEVEN
ROW 6	82	CLIFFORD	37	SMITH	
ROW 5		24	MASON	58	MATOS
ROW 4	101	GEDDIE	172	HOAD	
ROW 3		39	MALLOCK	35	HALL
ROW 2	2	FISHER	33	PARR	
ROW 1		22	PIGOT	86	TUCKER
					POLE



**CAR 126 - NO WORKING TRANSPONDER**  
**Weather/Track: Cloud / Damp**

Silverstone  
 Circuit Length = 1.6390 miles.  
 Start: 09:00 End: 09:15

Clerk of the Course:		Timekeeper:
----------------------	--	-------------



**The Walter Hayes Trophy - Heat 2**  
**QUALIFYING - RACE 2 - Silverstone 6/7 November 2010**

POS	NO	CL	DRIVER	NAT	CAR	TIME	LAPS	GAP	MPH
1	16		Joey FOSTER		Van Diemen RF78	1:11.795	9		82.18
2	72		Morgan DEMPSEY		Van Diemen LA10	1:12.018	9	0.223	81.93
3	12		Noel DUNNE		Mygale SJ08	1:12.573	9	0.778	81.30
4	6		Roger ORGEE		Van Diemen RF00	1:13.188	9	1.393	80.62
5	77		Gaius GHINN		Van Diemen RF00	1:14.452	9	2.657	79.25
6	96		James FUGETT		Ray GR095	1:14.881	9	3.086	78.79
7	112		Simon KINSEY		Van Diemen RF00	1:17.862	8	6.067	75.78
8	66		Kevan MCLURG		Van Diemen RF2000	1:18.256	8	6.461	75.39
9	47		Rebecca DEAN		Ford RF88	1:18.369	8	6.574	75.29
10	75		Steve CHAPMAN		Van Diemen RF02	1:18.554	8	6.759	75.11
11	103		Jason MINSHAW		Merlyn Mk 20	1:19.825	8	8.030	73.91
12	95		Steve ROBERTS		Van Diemen RF87	1:21.887	8	10.092	72.05
13	92		John WILKINSON		Van Diemen RF86	1:22.501	8	10.706	71.51
14	99		Henry CAMPBELL		Mondial M895	1:23.796	8	12.001	70.41
15	97		Philip WALKER		Crossle 16F	1:26.024	8	14.229	68.59
16	63		Roy MACGREGOR		Van Diemen RF85	1:27.431	3	15.636	67.48
17	87		James HARVEY		Van Diemen RF89	1:28.385	3	16.590	66.75
18	88		Don BOYACK		Van Diemen RF88	1:29.943	7	18.148	65.60

**CAR 112 - IMPROVE SIDE NUMBER. CAR 95 - NO WORKING TRANSPONDER**  
**Weather/Track: Cloud / Damp**

Silverstone  
 Circuit Length = 1.6390 miles.  
 Start: 09:18 End: 09:29

Clerk of the Course:		Timekeeper:
----------------------	--	-------------

## The Walter Hayes Trophy - Heat 2

### QUALIFYING LAP ANALYSIS - RACE 1 - Silverstone 6/7 November 2010

<b>6</b>	<b>Roger ORGEE</b>	Van Diemen RF00
1 - 9:36.818	6 - 1:14.517	
2 - 1:16.795	7 - 1:13.563	
3 - 1:13.946	8 - <b>1:13.188</b>	
4 - 1:13.507	9 - 1:14.138	
5 - 1:13.766		
<b>12</b>	<b>Noel DUNNE</b>	Mygale SJ08
1 - 9:45.487	6 - 1:12.759	
2 - 1:15.744	7 - 1:16.337	
3 - 1:14.857	8 - 1:14.836	
4 - 1:13.410	9 - <b>1:12.573</b>	
5 - 1:12.593		
<b>16</b>	<b>Joey FOSTER</b>	Van Diemen RF78
1 - 9:54.484	6 - 1:14.358	
2 - 1:15.851	7 - 1:15.873	
3 - 1:14.474	8 - 1:13.709	
4 - 1:14.385	9 - <b>1:11.795</b>	
5 - 1:13.148		
<b>47</b>	<b>Rebecca DEAN</b>	Ford RF88
1 - X:00.000	6 - 1:23.123	
2 - 1:28.156	7 - 1:18.404	
3 - 1:22.034	8 - <b>1:18.369</b>	
4 - 1:21.677		
5 - 1:19.581		
<b>63</b>	<b>Roy MACGREGOR</b>	Van Diemen RF85
1 - X:00.000		
2 - 1:31.002		
3 - <b>1:27.431</b>		
<b>66</b>	<b>Kevan MCLURG</b>	Van Diemen RF2000
1 - 9:49.008	6 - 1:21.323	
2 - 1:22.809	7 - <b>1:18.256</b>	
3 - 1:21.122	8 - 1:28.260	
4 - 1:20.486		
5 - 1:19.614		

CAR 112 - IMPROVE SIDE NUMBER. CAR 95 - NO WORKING TRANSPONDER  
Weather/Track: Cloud / Damp

## The Walter Hayes Trophy - Heat 2

### QUALIFYING LAP ANALYSIS - RACE 1 - Silverstone 6/7 November 2010

(contd.)

<b>72</b>	<b>Morgan DEMPSEY</b>	Van Diemen LA10
1 - 9:48.434	6 - 1:12.324	
2 - 1:16.843	7 - 1:13.902	
3 - 1:13.816	8 - <b>1:12.018</b>	
4 - 1:13.168	9 - 1:12.583	
5 - 1:12.210		
<b>75</b>	<b>Steve CHAPMAN</b>	Van Diemen RF02
1 - 9:46.033	6 - 1:33.490	
2 - 1:22.328	7 - 1:19.641	
3 - 1:20.683	8 - 1:19.835	
4 - <b>1:18.554</b>		
5 - 1:19.291		
<b>77</b>	<b>Gaius GHINN</b>	Van Diemen RF00
1 - 9:36.596	6 - 1:15.276	
2 - 1:17.831	7 - 1:17.432	
3 - 1:15.592	8 - 1:15.023	
4 - 1:14.907	9 - 1:14.713	
5 - <b>1:14.452</b>		
<b>87</b>	<b>James HARVEY</b>	Van Diemen RF89
1 - X:00.000		
2 - <b>1:28.385</b>		
3 - 1:32.132		
<b>88</b>	<b>Don BOYACK</b>	Van Diemen RF88
1 - X:00.000	6 - <b>1:29.943</b>	
2 - 1:30.714	7 - 1:31.147	
3 - 1:30.128		
4 - 1:32.248		
5 - 1:32.142		
<b>92</b>	<b>John WILKINSON</b>	Van Diemen RF86
1 - 9:41.791	6 - 1:23.280	
2 - 1:26.350	7 - 1:23.482	
3 - 1:24.804	8 - <b>1:22.501</b>	
4 - 1:24.930		
5 - 1:23.777		

CAR 112 - IMPROVE SIDE NUMBER. CAR 95 - NO WORKING TRANSPONDER  
Weather/Track: Cloud / Damp

Silverstone  
Circuit Length = 1.6390 miles.  
Start: 09:18 End: 09:29

## The Walter Hayes Trophy - Heat 2

### QUALIFYING LAP ANALYSIS - RACE 1 - Silverstone 6/7 November 2010

(contd.)


<b>95</b>	<b>Steve ROBERTS</b>	Van Diemen RF87
1 - X:00.000	6 - 1:22.838	
2 - 1:26.893	7 - 1:23.939	
3 - 1:22.961	8 - 1:23.347	
4 - 1:22.403		
5 - <b>1:21.887</b>		
<b>96</b>	<b>James FUGETT</b>	Ray GR095
1 - 9:43.174	6 - 1:16.638	
2 - 1:18.012	7 - 1:16.499	
3 - 1:17.322	8 - 1:15.876	
4 - 1:16.006	9 - <b>1:14.881</b>	
5 - 1:23.297		
<b>97</b>	<b>Philip WALKER</b>	Crossle 16F
1 - X:00.000	6 - 1:27.593	
2 - 1:28.439	7 - <b>1:26.024</b>	
3 - 1:27.641	8 - 1:29.535	
4 - 1:26.694		
5 - 1:27.148		
<b>99</b>	<b>Henry CAMPBELL</b>	Mondial M895
1 - 9:53.395	6 - 1:26.651	
2 - 1:25.028	7 - 1:25.676	
3 - 1:24.188	8 - 1:24.666	
4 - <b>1:23.796</b>		
5 - 1:23.902		
<b>103</b>	<b>Jason MINSHAW</b>	Merlyn Mk 20
1 - 9:50.351	6 - 1:21.415	
2 - 1:27.549	7 - 1:20.963	
3 - 1:20.898	8 - <b>1:19.825</b>	
4 - 1:20.647		
5 - 1:20.582		
<b>112</b>	<b>Simon KINSEY</b>	Van Diemen RF00
1 - 9:49.809	6 - 1:19.385	
2 - 1:22.337	7 - <b>1:17.862</b>	
3 - 1:22.789	8 - 1:18.935	
4 - 1:22.491		
5 - 1:18.450		

CAR 112 - IMPROVE SIDE NUMBER. CAR 95 - NO WORKING TRANSPONDER  
Weather/Track: Cloud / Damp

Silverstone  
Circuit Length = 1.6390 miles.  
Start: 09:18 End: 09:29

**The Walter Hayes Trophy - Heat 2**  
**GRID FOR RACE 2 - AMENDED - Silverstone 6/7 November 2010**

ROW 10		89	KAVANAGH	
ROW 9		88	BOYACK	87 HARVEY
ROW 8		63	MACGREGOR	97 WALKER
ROW 7		99	CAMPBELL	92 WILKINSON
ROW 6		95	ROBERTS	103 MINSHAW
ROW 5		75	CHAPMAN	47 DEAN
ROW 4		66	MCLURG	112 KINSEY
ROW 3		96	FUGETT	77 GHINN
ROW 2		6	ORGEE	12 DUNNE
ROW 1		72	DEMPSEY	16 FOSTER
				POLE



**CAR 89 TO BACK OF GRID - PRACTISED OUT OF SESSION**  
**CAR 112 - IMPROVE SIDE NUMBER. CAR 95 - NO WORKING TRANSPONDER**

Silverstone  
 Circuit Length = 1.6390 miles.  
 Start: 09:18 End: 09:29

Clerk of the Course:		Timekeeper:
----------------------	--	-------------

**The Walter Hayes Trophy - Heat 3**  
**QUALIFYING - RACE 3 - Silverstone 6/7 November 2010**

POS	NO	CL	DRIVER	NAT	CAR	TIME	LAPS	GAP	MPH
1	26		Neville SMYTH		Ray GRS07	1:10.240	9		84.00
2	9		Jordan SKINNER		Ray GRS10K	1:10.811	9	0.571	83.32
3	121		Cormac O'NEILL		Ray GR09	1:11.179	8	0.939	82.89
4	115		Michael MOYERS		Swift SC92	1:11.241	9	1.001	82.82
5	59		Chris ACTON		Ray GRS08	1:11.419	9	1.179	82.61
6	83		Jamie JARDINE		Ray GRS07	1:12.240	9	2.000	81.67
7	62		Adam HIGGINS		Van Diemen RF90	1:12.282	9	2.042	81.63
8	71		James HAMMOND		Mygale SJ01	1:12.434	9	2.194	81.45
9	183		Matt HORWOOD		Reynard 89FF	1:12.541	9	2.301	81.33
10	30		Mike EDGAR		Van Diemen RF90	1:12.583	9	2.343	81.29
11	65		Tim REYNOLDS		Spectrum 11C	1:12.601	9	2.361	81.27
12	5		Adam QUARTERMAINE		Van Diemen RF99	1:12.644	9	2.404	81.22
13	57		David WILD		Lola T204	1:13.788	9	3.548	79.96
14	32		Jamie BRASHAW		Merlyn 11A	1:14.538	9	4.298	79.16
15	46		Ed WAALEWIJN		Van Diemen RF88	1:15.629	9	5.389	78.01
QUALIFICATION MAXIMA									
	67		Jon NASH		Van Diemen RF80	1:18.540	8	8.300	75.12
	31		Adrian HAMILTON		Ray FF98	1:18.592	8	8.352	75.07
	146		Martin PIERACCINI		Van Diemen RF90	1:19.688	8	9.448	74.04
	84		Stephen BRACEGIRDLE		Van Diemen RF88	1:22.332	8	12.092	71.66

Weather/Track: Cloud / Damp

Silverstone  
 Circuit Length = 1.6390 miles.  
 Start: 09:38 End: 09:48

Clerk of the Course:	Timekeeper:
----------------------	-------------

## The Walter Hayes Trophy - Heat 3

### QUALIFYING LAP ANALYSIS - RACE 3 - Silverstone 6/7 November 2010

<b>5</b>	<b>Adam QUARTERMAINE</b>	Van Diemen RF99
1 - X:00.000	6 - <b>1:12.644</b>	
2 - 1:19.151	7 - 1:15.670	
3 - 1:15.385	8 - 1:21.355	
4 - 1:14.197	9 - 1:20.388	
5 - 1:13.050		
<b>9</b>	<b>Jordan SKINNER</b>	Ray GRS10K
1 - X:00.000	6 - 1:11.164	
2 - 1:18.359	7 - <b>1:10.811</b>	
3 - 1:14.555	8 - 1:11.138	
4 - 1:12.256	9 - 1:12.038	
5 - 1:11.788		
<b>26</b>	<b>Neville SMYTH</b>	Ray GRS07
1 - X:00.000	6 - 1:11.835	
2 - 1:18.233	7 - 1:10.700	
3 - 1:13.582	8 - 1:10.981	
4 - 1:12.403	9 - <b>1:10.240</b>	
5 - 1:12.350		
<b>30</b>	<b>Mike EDGAR</b>	Van Diemen RF90
1 - X:00.000	6 - 1:13.364	
2 - 1:18.425	7 - <b>1:12.583</b>	
3 - 1:15.359	8 - 1:12.959	
4 - 1:14.652	9 - 1:15.427	
5 - 1:13.634		
<b>31</b>	<b>Adrian HAMILTON</b>	Ray FF98
1 - X:00.000	6 - 1:19.518	
2 - 1:22.012	7 - <b>1:18.592</b>	
3 - 1:20.532	8 - 1:18.619	
4 - 1:20.223		
5 - 1:18.913		
<b>32</b>	<b>Jamie BRASHAW</b>	Merlyn 11A
1 - X:00.000	6 - 1:15.552	
2 - 1:21.783	7 - <b>1:14.538</b>	
3 - 1:15.934	8 - 1:30.660	
4 - 1:14.692	9 - 1:15.744	
5 - 1:14.563		

Weather/Track: Cloud / Damp

[www.mstworld.com](http://www.mstworld.com)

Page 1 of 4

Silverstone  
Circuit Length = 1.6390 miles.  
Start: 09:38 End: 09:48

Printed - 09:52 Saturday, 06 November 2010

# The Walter Hayes Trophy - Heat 3

## QUALIFYING LAP ANALYSIS - RACE 3 - Silverstone 6/7 November 2010

(contd.)

<b>46</b>	<b>Ed WAALEWIJN</b>	Van Diemen RF88
1 - X:00.000	6 - 1:16.365	
2 - 1:19.373	7 - 1:16.034	
3 - 1:26.243	8 - 1:16.880	
4 - 1:17.616	9 - <b>1:15.629</b>	
5 - 1:16.831		
<b>57</b>	<b>David WILD</b>	Lola T204
1 - X:00.000	6 - 1:14.645	
2 - 1:18.113	7 - 1:13.938	
3 - 1:15.751	8 - 1:13.985	
4 - 1:20.404	9 - <b>1:13.788</b>	
5 - 1:14.429		
<b>59</b>	<b>Chris ACTON</b>	Ray GRS08
1 - X:00.000	6 - 1:12.277	
2 - 1:14.985	7 - <b>1:11.419</b>	
3 - 1:13.942	8 - 1:11.712	
4 - 1:22.971	9 - 1:25.267	
5 - 1:12.509		
<b>62</b>	<b>Adam HIGGINS</b>	Van Diemen RF90
1 - X:00.000	6 - 1:13.606	
2 - 1:18.118	7 - <b>1:12.282</b>	
3 - 1:13.550	8 - 1:13.628	
4 - 1:14.901	9 - 1:12.841	
5 - 1:12.571		
<b>65</b>	<b>Tim REYNOLDS</b>	Spectrum 11C
1 - X:00.000	6 - 1:12.852	
2 - 1:15.057	7 - <b>1:12.601</b>	
3 - 1:14.299	8 - 1:12.793	
4 - 1:15.038	9 - 1:13.750	
5 - 1:13.487		
<b>67</b>	<b>Jon NASH</b>	Van Diemen RF80
1 - X:00.000	6 - 1:26.075	
2 - 1:23.298	7 - <b>1:18.540</b>	
3 - 1:20.945	8 - 1:24.824	
4 - 1:18.974		
5 - 1:18.672		

Weather/Track: Cloud / Damp

www.mstworld.com

Page 2 of 4

Silverstone  
Circuit Length = 1.6390 miles.  
Start: 09:38 End: 09:48

Printed - 09:52 Saturday, 06 November 2010



# The Walter Hayes Trophy - Heat 3

## QUALIFYING LAP ANALYSIS - RACE 3 - Silverstone 6/7 November 2010

(contd.)

<b>71</b>	<b>James HAMMOND</b>	Mygale SJ01
1 - X:00.000	6 - 1:14.183	
2 - 1:18.629	7 - 1:13.039	
3 - 1:14.601	8 - 1:12.582	
4 - 1:13.791	9 - <b>1:12.434</b>	
5 - 1:13.708		
<b>83</b>	<b>Jamie JARDINE</b>	Ray GRS07
1 - X:00.000	6 - 1:25.874	
2 - 1:18.242	7 - 1:12.814	
3 - 1:16.218	8 - 1:12.808	
4 - 1:14.743	9 - <b>1:12.240</b>	
5 - 1:13.499		
<b>84</b>	<b>Stephen BRACEGIRDLE</b>	Van Diemen RF88
1 - X:00.000	6 - 1:23.880	
2 - 1:30.123	7 - <b>1:22.332</b>	
3 - 1:31.183	8 - 1:23.748	
4 - 1:23.740		
5 - 1:23.614		
<b>115</b>	<b>Michael MOYERS</b>	Swift SC92
1 - X:00.000	6 - 1:13.207	
2 - 1:36.329	7 - 1:12.627	
3 - 1:13.495	8 - 1:11.706	
4 - 1:14.477	9 - <b>1:11.241</b>	
5 - 1:12.513		
<b>121</b>	<b>Cormac O'NEILL</b>	Ray GR09
1 - X:00.000	6 - 1:13.994	
2 - 1:32.508	7 - 1:14.266	
3 - 1:18.918	8 - <b>1:11.179</b>	
4 - 1:13.044		
5 - 1:12.557		
<b>146</b>	<b>Martin PIERACCINI</b>	Van Diemen RF90
1 - X:00.000	6 - 1:20.084	
2 - 1:24.379	7 - <b>1:19.688</b>	
3 - 1:22.726	8 - 1:20.417	
4 - 1:19.904		
5 - 1:25.604		

Weather/Track: Cloud / Damp

www.mstworld.com

Page 3 of 4

Silverstone  
Circuit Length = 1.6390 miles.  
Start: 09:38 End: 09:48

Printed - 09:52 Saturday, 06 November 2010

# The Walter Hayes Trophy - Heat 3

## QUALIFYING LAP ANALYSIS - RACE 3 - Silverstone 6/7 November 2010

(contd.)

<b>183</b>	<b>Matt HORWOOD</b>	Reynard 89FF
1 - X:00.000	6 - 1:16.804	
2 - 1:16.583	7 - 1:13.153	
3 - 1:14.027	8 - <b>1:12.541</b>	
4 - 1:15.803	9 - 1:13.145	
5 - 1:20.617		

Weather/Track: Cloud / Damp

[www.mstworld.com](http://www.mstworld.com)


Page 4 of 4

Silverstone  
Circuit Length = 1.6390 miles.  
Start: 09:38 End: 09:48

Printed - 09:52 Saturday, 06 November 2010

**The Walter Hayes Trophy - Heat 3**  
**GRID FOR RACE 3 - Silverstone 6/7 November 2010**

ROW 10		84	BRACEGIRDLE	
ROW 9		146	PIERACCINI	31 HAMILTON
ROW 8		67	NASH	46 WAALEWIJN
ROW 7		32	BRASHAW	57 WILD
ROW 6		5	QUARTERMAINE	65 REYNOLDS
ROW 5		30	EDGAR	183 HORWOOD
ROW 4		71	HAMMOND	62 HIGGINS
ROW 3		83	JARDINE	59 ACTON
ROW 2		115	MOYERS	121 O'NEILL
ROW 1		9	SKINNER	26 SMYTH
				POLE



Weather/Track: Cloud / Damp

Silverstone  
 Circuit Length = 1.6390 miles.  
 Start: 09:38 End: 09:48

Clerk of the Course:		Timekeeper:
----------------------	--	-------------

## The Walter Hayes Trophy - Heat 4

### QUALIFYING - RACE 5 - Silverstone 6/7 November 2010

POS	NO	CL	DRIVER	NAT	CAR	TIME	LAPS	GAP	MPH
1	3		Peter DEMPSEY		Ray GR05	1:07.045	9		88.00
2	111		Ben NORTON		Spectrum 011B	1:07.198	9	0.153	87.80
3	41		David GRADY		Van Diemen RF02	1:07.551	9	0.506	87.34
4	78		Edward MOORE		Ray GR11	1:08.269	9	1.224	86.42
5	23		Nathan WARD		Swift SC95	1:08.568	9	1.523	86.05
6	93		John MURPHY		Van Diemen RF90	1:08.860	9	1.815	85.68
7	14		Nigel DOLAN		Van Diemen RF86	1:09.007	9	1.962	85.50
8	164		Mike GARDNER		Van Diemen RF91	1:09.163	9	2.118	85.31
9	54		Douglas CROSBIE		Van Diemen RF00	1:09.383	9	2.338	85.04
10	151		John FERGUSON		Ray GR07	1:09.555	9	2.510	84.83
11	48		Matthew DEAN		Reynard RF88	1:09.729	9	2.684	84.61
12	127		John FARRELL		Reynard 89FF	1:11.160	9	4.115	82.91
13	91		Steve HARE		Van Diemen RF90	1:11.603	9	4.558	82.40
14	100		Gary PEARSON		Hawke DL11	1:12.469	9	5.424	81.42
QUALIFICATION MAXIMA									
107			Simon YATES		Van Diemen RF93	1:14.096	3	7.051	79.63
25			Alan SLATER		Swift FB89	1:14.668	9	7.623	79.02
55			Malcolm SCOTT		Ray GR2000	1:15.045	9	8.000	78.62
45			Colin WRIGHT		Merlyn Mk17	1:15.061	8	8.016	78.60
80			Darren HOULDCROFT		Van Diemen RF88	1:17.959	8	10.914	75.68
90			Josh BARNETT		Van Diemen RF00	15:12.697	1	14:05.652	6.46

Weather/Track: Bright / Damp

Silverstone  
Circuit Length = 1.6390 miles.  
Start: 10:19 End: 10:29

Clerk of the Course:

Timekeeper:

# The Walter Hayes Trophy - Heat 4

## QUALIFYING LAP ANALYSIS - RACE 5 - Silverstone 6/7 November 2010

<b>3</b>	<b>Peter DEMPSEY</b>	Ray GR05
1 - X:00.000	6 - 1:08.188	
2 - 1:13.294	7 - 1:07.296	
3 - 1:09.721	8 - 1:26.792	
4 - 1:08.735	9 - <b>1:07.045</b>	
5 - 1:08.059		
<b>14</b>	<b>Nigel DOLAN</b>	Van Diemen RF86
1 - X:00.000	6 - 1:10.924	
2 - 1:14.952	7 - 1:10.239	
3 - 1:12.406	8 - 1:09.545	
4 - 1:12.893	9 - <b>1:09.007</b>	
5 - 1:11.485		
<b>23</b>	<b>Nathan WARD</b>	Swift SC95
1 - X:00.000	6 - 1:10.479	
2 - 1:14.178	7 - 1:09.906	
3 - 1:11.762	8 - 1:09.822	
4 - 1:10.003	9 - <b>1:08.568</b>	
5 - 1:10.064		
<b>25</b>	<b>Alan SLATER</b>	Swift FB89
1 - X:00.000	6 - 1:15.472	
2 - 1:25.628	7 - <b>1:14.668</b>	
3 - 1:21.740	8 - 1:15.289	
4 - 1:17.759	9 - 1:15.408	
5 - 1:17.323		
<b>41</b>	<b>David GRADY</b>	Van Diemen RF02
1 - X:00.000	6 - 1:08.964	
2 - 1:15.514	7 - 1:08.521	
3 - 1:11.473	8 - 1:08.176	
4 - 1:10.026	9 - <b>1:07.551</b>	
5 - 1:09.988		
<b>45</b>	<b>Colin WRIGHT</b>	Merlyn Mk17
1 - X:00.000	6 - 1:16.167	
2 - 1:24.069	7 - 1:15.623	
3 - 1:22.173	8 - <b>1:15.061</b>	
4 - 1:18.144		
5 - 1:17.428		

Weather/Track: Bright / Damp

www.mstworld.com

Page 1 of 4

Silverstone  
Circuit Length = 1.6390 miles.  
Start: 10:19 End: 10:29

Printed - 10:32 Saturday, 06 November 2010

# The Walter Hayes Trophy - Heat 4

## QUALIFYING LAP ANALYSIS - RACE 5 - Silverstone 6/7 November 2010

(contd.)

<b>48</b>	<b>Matthew DEAN</b>	Reynard RF88
1 - X:00.000	6 - 1:12.393	
2 - 1:18.133	7 - 1:10.646	
3 - 1:13.050	8 - <b>1:09.729</b>	
4 - 1:10.743	9 - 1:19.209	
5 - 1:13.701		
<b>54</b>	<b>Douglas CROSBIE</b>	Van Diemen RF00
1 - X:00.000	6 - 1:28.575	
2 - 1:21.231	7 - 1:10.591	
3 - 1:15.189	8 - 1:09.831	
4 - 1:12.772	9 - <b>1:09.383</b>	
5 - 1:12.292		
<b>55</b>	<b>Malcolm SCOTT</b>	Ray GR2000
1 - X:00.000	6 - 1:15.582	
2 - 1:22.479	7 - 1:15.928	
3 - 1:19.179	8 - <b>1:15.045</b>	
4 - 1:17.055	9 - 1:15.548	
5 - 1:17.604		
<b>78</b>	<b>Edward MOORE</b>	Ray GR11
1 - X:00.000	6 - 1:10.145	
2 - 1:15.303	7 - 1:10.263	
3 - 1:12.229	8 - 1:10.459	
4 - 1:11.469	9 - <b>1:08.269</b>	
5 - 1:10.312		
<b>80</b>	<b>Darren HOULDCROFT</b>	Van Diemen RF88
1 - X:00.000	6 - <b>1:17.959</b>	
2 - 1:24.881	7 - 1:34.485	
3 - 1:20.540	8 - 1:20.473	
4 - 1:28.351		
5 - 1:49.043		
<b>90</b>	<b>Josh BARNETT</b>	Van Diemen RF00
1 - X:00.000		

Weather/Track: Bright / Damp

www.mstworld.com

Page 2 of 4

Silverstone  
Circuit Length = 1.6390 miles.  
Start: 10:19 End: 10:29

Printed - 10:32 Saturday, 06 November 2010

# The Walter Hayes Trophy - Heat 4

## QUALIFYING LAP ANALYSIS - RACE 5 - Silverstone 6/7 November 2010

(contd.)

<b>91</b>	<b>Steve HARE</b>	Van Diemen RF90
1 - X:00.000	6 - 1:13.109	
2 - 1:15.199	7 - <b>1:11.603</b>	
3 - 1:18.815	8 - 1:13.078	
4 - 1:12.293	9 - 1:12.726	
5 - 1:13.856		
<b>93</b>	<b>John MURPHY</b>	Van Diemen RF90
1 - X:00.000	6 - 1:10.456	
2 - 1:14.773	7 - <b>1:08.860</b>	
3 - 1:10.565	8 - 1:09.731	
4 - 1:11.305	9 - 1:08.971	
5 - 1:10.523		
<b>100</b>	<b>Gary PEARSON</b>	Hawke DL11
1 - X:00.000	6 - 1:14.097	
2 - 1:20.967	7 - 1:13.504	
3 - 1:17.064	8 - 1:13.398	
4 - 1:14.808	9 - <b>1:12.469</b>	
5 - 1:16.267		
<b>107</b>	<b>Simon YATES</b>	Van Diemen RF93
1 - X:00.000		
2 - 1:19.421		
3 - <b>1:14.096</b>		
<b>111</b>	<b>Ben NORTON</b>	Spectrum 011B
1 - X:00.000	6 - 1:08.571	
2 - 1:22.088	7 - 1:07.574	
3 - 1:10.593	8 - 1:18.379	
4 - 1:09.525	9 - <b>1:07.198</b>	
5 - 1:09.938		
<b>127</b>	<b>John FARRELL</b>	Reynard 89FF
1 - X:00.000	6 - 1:13.270	
2 - 1:26.088	7 - 1:11.919	
3 - 1:17.871	8 - 1:11.220	
4 - 1:14.475	9 - <b>1:11.160</b>	
5 - 1:14.264		

Weather/Track: Bright / Damp

www.mstworld.com

Page 3 of 4

Silverstone  
Circuit Length = 1.6390 miles.  
Start: 10:19 End: 10:29

Printed - 10:32 Saturday, 06 November 2010

## The Walter Hayes Trophy - Heat 4

### QUALIFYING LAP ANALYSIS - RACE 5 - Silverstone 6/7 November 2010

(contd.)

<b>151</b>	<b>John FERGUSON</b>	Ray GR07
1 - X:00.000	6 - 1:10.049	
2 - 1:18.695	7 - <b>1:09.555</b>	
3 - 1:13.596	8 - 1:12.571	
4 - 1:12.672	9 - 1:10.024	
5 - 1:11.634		
<b>164</b>	<b>Mike GARDNER</b>	Van Diemen RF91
1 - X:00.000	6 - 1:09.804	
2 - 1:13.135	7 - 1:11.644	
3 - 1:11.488	8 - 1:10.082	
4 - 1:11.433	9 - <b>1:09.163</b>	
5 - 1:10.353		

Weather/Track: Bright / Damp

[www.mstworld.com](http://www.mstworld.com)

Page 4 of 4


Silverstone  
Circuit Length = 1.6390 miles.  
Start: 10:19 End: 10:29

Printed - 10:32 Saturday, 06 November 2010



**The Walter Hayes Trophy - Heat 4**  
**GRID FOR RACE 5 - Silverstone 6/7 November 2010**

ROW 10	90   BARNETT	80   HOULDCROFT
ROW 9	45   WRIGHT	55   SCOTT
ROW 8	25   SLATER	107   YATES
ROW 7	100   PEARSON	91   HARE
ROW 6	127   FARRELL	48   DEAN
ROW 5	151   FERGUSON	54   CROSBIE
ROW 4	164   GARDNER	14   DOLAN
ROW 3	93   MURPHY	23   WARD
ROW 2	78   MOORE	41   GRADY
ROW 1	111   NORTON	3   DEMPSEY
		POLE



**Weather/Track: Bright / Damp**

Silverstone  
 Circuit Length = 1.6390 miles.  
 Start: 10:19 End: 10:29

Clerk of the Course:		Timekeeper:
----------------------	--	-------------

**The Walter Hayes Trophy - Heat 5**  
**QUALIFYING - RACE 6 - Silverstone 6/7 November 2010**

POS	NO	CL	DRIVER	NAT	CAR	TIME	LAPS	GAP	MPH
1	27		Ivor MCCULLOUGH		Van Diemen RF00	1:04.599	10		91.33
2	68		Adrian CAMPFIELD		Spectrum 011C	1:05.149	10	0.550	90.56
3	44		Michael VERGERS		Van Diemen RF99	1:05.317	10	0.718	90.33
4	28		Chris CHISNALL		Van Diemen RF00	1:06.476	10	1.877	88.76
5	43		Luke COOPER		Swift SC92	1:06.665	10	2.066	88.50
6	15		David MCARTHUR		Van Diemen DP08	1:06.672	10	2.073	88.49
7	79		Will SCHRYVER		Ray GRS 09	1:07.278	10	2.679	87.70
8	94		Derek DALY		Van Diemen RF93	1:07.286	9	2.687	87.69
9	52		Dan FOX		Van Diemen RF03	1:07.393	10	2.794	87.55
10	144		David QUINN		Van Diemen RF99	1:07.713	9	3.114	87.13
11	36		Peter BOOKER		Swift SC95	1:08.214	9	3.615	86.49
12	61		Kevin DONNELLY		Van Diemen RF88	1:08.465	9	3.866	86.18
13	38		Andrew THOMAS		Reynard 89FF	1:08.813	9	4.214	85.74
14	18		Klaus-dieter HACKEL		Van Diemen RF92	1:08.991	9	4.392	85.52
15	117		Andrew MACGREGOR		Van Diemen RF86	1:09.366	9	4.767	85.06
16	17		James WOOD		Mondiale M88S	1:09.604	9	5.005	84.77
17	76		Simon TOYNE		Lola T200	1:09.797	9	5.198	84.53
18	49		Andrew SMITH		Van Diemen FA73	1:10.898	9	6.299	83.22
QUALIFICATION MAXIMA									
51			Chris STONES		Van Diemen RF88	1:11.292	6	6.693	82.76
98			Frank BRADLEY		Ray GR095	1:11.359	9	6.760	82.68

**CAR 89 (Heat 2) PRACTISED OUT OF SESSION. Car 98 NO WORKING TRANSPONDER**  
**Weather/Track: Bright / Damp**

Silverstone  
 Circuit Length = 1.6390 miles.  
 Start: 10:39 End: 10:49

Clerk of the Course:		Timekeeper:
----------------------	--	-------------

# The Walter Hayes Trophy - Heat 5

## QUALIFYING LAP ANALYSIS - RACE 6 - Silverstone 6/7 November 2010

<b>15</b>	<b>David MCARTHUR</b>	Van Diemen DP08
1 - X:00.000	6 - 1:09.185	
2 - 1:14.907	7 - 1:08.628	
3 - 1:12.302	8 - 1:07.046	
4 - 1:10.141	9 - <b>1:06.672</b>	
5 - 1:08.219	10 - 1:07.131	
<b>17</b>	<b>James WOOD</b>	Mondiale M88S
1 - X:00.000	6 - 1:09.699	
2 - 1:16.628	7 - 1:09.925	
3 - 1:13.358	8 - <b>1:09.604</b>	
4 - 1:11.409	9 - 1:13.108	
5 - 1:11.041		
<b>18</b>	<b>Klaus-dieter HACKEL</b>	Van Diemen RF92
1 - X:00.000	6 - 1:11.438	
2 - 1:13.622	7 - 1:10.791	
3 - 1:13.368	8 - 1:09.171	
4 - 1:10.349	9 - <b>1:08.991</b>	
5 - 1:09.380		
<b>27</b>	<b>Ivor MCCULLOUGH</b>	Van Diemen RF00
1 - X:00.000	6 - 1:05.848	
2 - 1:10.823	7 - 1:06.886	
3 - 1:13.638	8 - 1:05.473	
4 - 1:07.518	9 - <b>1:04.599</b>	
5 - 1:06.254	10 - 1:06.105	
<b>28</b>	<b>Chris CHISNALL</b>	Van Diemen RF00
1 - X:00.000	6 - 1:07.113	
2 - 1:14.135	7 - 1:06.981	
3 - 1:10.872	8 - 1:06.838	
4 - 1:11.120	9 - <b>1:06.476</b>	
5 - 1:07.624	10 - 1:07.822	
<b>36</b>	<b>Peter BOOKER</b>	Swift SC95
1 - X:00.000	6 - 1:09.940	
2 - 1:13.907	7 - 1:09.590	
3 - 1:12.638	8 - 1:09.144	
4 - 1:12.511	9 - <b>1:08.214</b>	
5 - 1:10.973		

CAR 89 (Heat 2) PRACTISED OUT OF SESSION. Car 98 NO WORKING TRANSPONDER  
Weather/Track: Bright / Damp

Silverstone  
Circuit Length = 1.6390 miles.  
Start: 10:39 End: 10:49

# The Walter Hayes Trophy - Heat 5

## QUALIFYING LAP ANALYSIS - RACE 6 - Silverstone 6/7 November 2010

(contd.)

<b>38</b>	<b>Andrew THOMAS</b>	Reynard 89FF
1 - X:00.000	6 - 1:10.359	
2 - 1:14.989	7 - 1:09.985	
3 - 1:13.386	8 - <b>1:08.813</b>	
4 - 1:11.184	9 - 1:09.006	
5 - 1:12.091		
<b>43</b>	<b>Luke COOPER</b>	Swift SC92
1 - X:00.000	6 - 1:08.526	
2 - 1:10.708	7 - 1:08.322	
3 - 1:09.211	8 - 1:06.945	
4 - 1:08.757	9 - 1:06.936	
5 - 1:09.033	10 - <b>1:06.665</b>	
<b>44</b>	<b>Michael VERGERS</b>	Van Diemen RF99
1 - X:00.000	6 - 1:06.128	
2 - 1:09.903	7 - 1:06.224	
3 - 1:08.576	8 - 1:06.365	
4 - 1:06.906	9 - 1:05.390	
5 - 1:06.573	10 - <b>1:05.317</b>	
<b>49</b>	<b>Andrew SMITH</b>	Van Diemen FA73
1 - X:00.000	6 - 1:11.088	
2 - 1:13.367	7 - 1:11.220	
3 - 1:15.080	8 - 1:13.174	
4 - 1:13.026	9 - <b>1:10.898</b>	
5 - 1:11.572		
<b>51</b>	<b>Chris STONES</b>	Van Diemen RF88
1 - X:00.000	6 - 1:41.938P	
2 - 1:18.088		
3 - 1:14.609		
4 - 1:12.383		
5 - <b>1:11.292</b>		
<b>52</b>	<b>Dan FOX</b>	Van Diemen RF03
1 - X:00.000	6 - 1:09.440	
2 - 1:13.785	7 - 1:08.522	
3 - 1:11.556	8 - 1:08.212	
4 - 1:11.741	9 - 1:07.886	
5 - 1:10.858	10 - <b>1:07.393</b>	

CAR 89 (Heat 2) PRACTISED OUT OF SESSION. Car 98 NO WORKING TRANSPONDER  
Weather/Track: Bright / Damp

Silverstone  
Circuit Length = 1.6390 miles.  
Start: 10:39 End: 10:49

# The Walter Hayes Trophy - Heat 5

## QUALIFYING LAP ANALYSIS - RACE 6 - Silverstone 6/7 November 2010

(contd.)

<b>61</b>	<b>Kevin DONNELLY</b>	Van Diemen RF88
1 - X:00.000	6 - 1:10.761	
2 - 1:19.624	7 - 1:09.136	
3 - 1:14.765	8 - <b>1:08.465</b>	
4 - 1:12.717	9 - 1:19.658	
5 - 1:10.151		
<b>68</b>	<b>Adrian CAMPFIELD</b>	Spectrum 011C
1 - X:00.000	6 - 1:06.086	
2 - 1:09.094	7 - 1:06.215	
3 - 1:06.551	8 - 1:05.345	
4 - 1:07.392	9 - <b>1:05.149</b>	
5 - 1:08.071	10 - 1:10.014	
<b>76</b>	<b>Simon TOYNE</b>	Lola T200
1 - X:00.000	6 - 1:11.919	
2 - 1:17.616	7 - 1:14.373	
3 - 1:15.944	8 - <b>1:09.797</b>	
4 - 1:12.134	9 - 1:10.010	
5 - 1:10.239		
<b>79</b>	<b>Will SCHRYVER</b>	Ray GRS 09
1 - X:00.000	6 - 1:08.901	
2 - 1:13.428	7 - 1:08.502	
3 - 1:11.654	8 - 1:08.513	
4 - 1:11.768	9 - 1:07.434	
5 - 1:09.364	10 - <b>1:07.278</b>	
<b>94</b>	<b>Derek DALY</b>	Van Diemen RF93
1 - X:00.000	6 - <b>1:07.286</b>	
2 - 1:12.318	7 - 1:09.161	
3 - 1:11.542	8 - 1:08.368	
4 - 1:08.658	9 - 1:07.414	
5 - 1:08.229		
<b>98</b>	<b>Frank BRADLEY</b>	Ray GR095
1 - X:00.000	6 - 1:12.259	
2 - 1:19.906	7 - 1:12.742	
3 - 1:14.666	8 - 1:11.996	
4 - 1:12.657	9 - <b>1:11.359</b>	
5 - 1:25.405		

CAR 89 (Heat 2) PRACTISED OUT OF SESSION. Car 98 NO WORKING TRANSPONDER  
Weather/Track: Bright / Damp

Silverstone  
Circuit Length = 1.6390 miles.  
Start: 10:39 End: 10:49

## The Walter Hayes Trophy - Heat 5

### QUALIFYING LAP ANALYSIS - RACE 6 - Silverstone 6/7 November 2010

(contd.)


<b>117</b>	<b>Andrew MACGREGOR</b>	Van Diemen RF86
1 - X:00.000	6 - 1:10.225	
2 - 1:17.539	7 - 1:10.213	
3 - 1:14.188	8 - <b>1:09.366</b>	
4 - 1:12.995	9 - 1:29.300	
5 - 1:11.398		
<b>144</b>	<b>David QUINN</b>	Van Diemen RF99
1 - X:00.000	6 - <b>1:07.713</b>	
2 - 1:17.501	7 - 1:08.327	
3 - 1:12.616	8 - 1:08.003	
4 - 1:10.063	9 - 1:07.751	
5 - 1:08.796		

CAR 89 (Heat 2) PRACTISED OUT OF SESSION. Car 98 NO WORKING TRANSPONDER  
Weather/Track: Bright / Damp

Silverstone  
Circuit Length = 1.6390 miles.  
Start: 10:39 End: 10:49

**The Walter Hayes Trophy - Heat 5**  
**GRID FOR RACE 6 - Silverstone 6/7 November 2010**

ROW 10	98	BRADLEY	51	STONES	
ROW 9		49	SMITH	76	TOYNE
ROW 8	17	WOOD	117	MACGREGOR	
ROW 7		18	HACKEL	38	THOMAS
ROW 6	61	DONNELLY	36	BOOKER	
ROW 5		144	QUINN	52	FOX
ROW 4	94	DALY	79	SCHRYVER	
ROW 3		15	MCARTHUR	43	COOPER
ROW 2	28	CHISNALL	44	VERGERS	
ROW 1		68	CAMPFIELD	27	MCCULLOUGH
					POLE



**CAR 89 (Heat 2) PRACTISED OUT OF SESSION. Car 98 NO WORKING TRANSPONDER**  
**Weather/Track: Bright / Damp**

Silverstone  
 Circuit Length = 1.6390 miles.  
 Start: 10:39 End: 10:49

Clerk of the Course:		Timekeeper:
----------------------	--	-------------

**The Walter Hayes Trophy - Heat 6**  
**QUALIFYING - RACE 8 - Silverstone 6/7 November 2010**

POS	NO	CL	DRIVER	NAT	CAR	TIME	LAPS	GAP	MPH
1	4		Wayne BOYD		Van Diemen LA10	1:02.913	11		93.78
2	21		Felix SERRALLES		Ray GRS08	1:03.096	10	0.183	93.51
3	29		Stuart GOUGH		Ray GRS07	1:03.191	9	0.278	93.37
4	81		Josh FISHER		Van Diemen RF05	1:03.360	10	0.447	93.12
5	70		Matt RIVETT		Mygale SJ00	1:03.726	10	0.813	92.59
6	60		Jonathan MCMULLAN		Van Diemen RF92	1:03.766	10	0.853	92.53
7	74		Oliver BULL		Swift SC92F	1:04.448	9	1.535	91.55
8	169		Stuart KESTENBAUM		Reynard 89FF	1:04.601	10	1.688	91.33
9	102		Scott MCGARRITY		Van Diemen RF92	1:04.840	10	1.927	90.99
10	34		Andrew XAVIER		Van Diemen RF87	1:04.955	10	2.042	90.83
11	56		Jon DAVIS		Van Diemen RF92	1:05.076	10	2.163	90.66
12	8		Michael BRADLEY		Van Diemen RF00	1:05.663	10	2.750	89.85
13	20		Phil GYNN		Jamun M92	1:05.783	10	2.870	89.69
14	147		Austin KIMBERLEY		Van Diemen RF03	1:05.787	9	2.874	89.68
15	53		Matt GREEN		Mygale SJ02	1:07.374	9	4.461	87.57
16	19		Chris PORRITT		Royale RP24	1:07.388	10	4.475	87.55
17	69		Dave LOWE		Lotus 69	1:08.435	9	5.522	86.21
18	11		Paul RIEMENS		Reynard 89FF	1:10.359	9	7.446	83.86

**CAR 169 - ADD 1 TO SIDE NUMBER (Shows as 69)**  
**Weather/Track: Bright / Damp**

Silverstone  
 Circuit Length = 1.6390 miles.  
 Start: 11:15 End: 11:25

Clerk of the Course:		Timekeeper:
----------------------	--	-------------



## The Walter Hayes Trophy - Heat 6

### QUALIFYING LAP ANALYSIS - RACE 8 - Silverstone 6/7 November 2010

<b>4</b>	<b>Wayne BOYD</b>	Van Diemen LA10
1 - X:00.000	6 - 1:03.693	11 - 1:03.069
2 - 1:07.004	7 - 1:03.076	
3 - 1:04.700	8 - <b>1:02.913</b>	
4 - 1:03.614	9 - 1:03.302	
5 - 1:03.441	10 - 1:03.943	
<b>8</b>	<b>Michael BRADLEY</b>	Van Diemen RF00
1 - X:00.000	6 - 1:08.951	
2 - 1:17.821	7 - <b>1:05.663</b>	
3 - 1:09.504	8 - 1:06.868	
4 - 1:07.539	9 - 1:07.594	
5 - 1:06.279	10 - 1:09.599	
<b>11</b>	<b>Paul RIEMENS</b>	Reynard 89FF
1 - X:00.000	6 - 1:12.877	
2 - 1:17.151	7 - 1:12.666	
3 - <b>1:10.359</b>	8 - 1:13.428	
4 - 1:10.397	9 - 1:11.793	
5 - 1:11.275		
<b>19</b>	<b>Chris PORRITT</b>	Royale RP24
1 - X:00.000	6 - 1:07.801	
2 - 1:14.032	7 - 1:07.434	
3 - 1:08.742	8 - 1:10.027	
4 - <b>1:07.388</b>	9 - 1:07.781	
5 - 1:08.091	10 - 1:07.416	
<b>20</b>	<b>Phil GYNN</b>	Jamun M92
1 - X:00.000	6 - 1:19.046	
2 - 1:13.446	7 - 1:05.816	
3 - 1:07.919	8 - 1:05.919	
4 - 1:06.879	9 - 1:06.264	
5 - 1:06.331	10 - <b>1:05.783</b>	
<b>21</b>	<b>Felix SERRALLES</b>	Ray GRS08
1 - X:00.000	6 - 1:05.724	
2 - 1:19.952	7 - 1:03.891	
3 - 1:06.199	8 - 1:03.279	
4 - 1:04.353	9 - 1:03.171	
5 - 1:03.604	10 - <b>1:03.096</b>	

CAR 169 - ADD 1 TO SIDE NUMBER (Shows as 69)  
Weather/Track: Bright / Damp

Silverstone  
Circuit Length = 1.6390 miles.  
Start: 11:15 End: 11:25

# The Walter Hayes Trophy - Heat 6

## QUALIFYING LAP ANALYSIS - RACE 8 - Silverstone 6/7 November 2010

(contd.)

<b>29</b>	<b>Stuart GOUGH</b>	Ray GRS07
1 - X:00.000	6 - 1:03.352	
2 - 1:27.585	7 - 1:03.381	
3 - 1:04.199	8 - <b>1:03.191</b>	
4 - 1:04.011	9 - 1:09.558	
5 - 1:03.752		
<b>34</b>	<b>Andrew XAVIER</b>	Van Diemen RF87
1 - X:00.000	6 - 1:05.495	
2 - 1:11.101	7 - 1:05.074	
3 - 1:07.859	8 - <b>1:04.955</b>	
4 - 1:06.462	9 - 1:12.792	
5 - 1:06.330	10 - 1:05.603	
<b>53</b>	<b>Matt GREEN</b>	Mygale SJ02
1 - X:00.000	6 - 1:12.486	
2 - 1:17.110	7 - <b>1:07.374</b>	
3 - 1:12.631	8 - 1:10.118	
4 - 1:09.579	9 - 1:28.283	
5 - 1:09.703		
<b>56</b>	<b>Jon DAVIS</b>	Van Diemen RF92
1 - X:00.000	6 - 1:07.389	
2 - 1:10.321	7 - 1:06.020	
3 - 1:07.549	8 - 1:05.741	
4 - 1:07.048	9 - 1:07.053	
5 - 1:07.239	10 - <b>1:05.076</b>	
<b>60</b>	<b>Jonathan MCMULLAN</b>	Van Diemen RF92
1 - X:00.000	6 - 1:04.023	
2 - 1:07.404	7 - 1:08.087	
3 - 1:04.767	8 - 1:03.918	
4 - 1:04.884	9 - <b>1:03.766</b>	
5 - 1:03.935	10 - 1:04.047	
<b>69</b>	<b>Dave LOWE</b>	Lotus 69
1 - X:00.000	6 - <b>1:08.435</b>	
2 - 1:16.808	7 - 1:09.321	
3 - 1:11.041	8 - 1:08.982	
4 - 1:09.166	9 - 1:08.460	
5 - 1:08.786		

CAR 169 - ADD 1 TO SIDE NUMBER (Shows as 69)  
Weather/Track: Bright / Damp

# The Walter Hayes Trophy - Heat 6

## QUALIFYING LAP ANALYSIS - RACE 8 - Silverstone 6/7 November 2010

(contd.)


<b>70</b>	<b>Matt RIVETT</b>	Mygale SJ00
1 - X:00.000	6 - 1:04.236	
2 - 1:22.076	7 - 1:04.856	
3 - 1:05.686	8 - <b>1:03.726</b>	
4 - 1:05.161	9 - 1:05.536	
5 - 1:05.131	10 - 1:03.873	
<b>74</b>	<b>Oliver BULL</b>	Swift SC92F
1 - X:00.000	6 - 1:05.202	
2 - 1:10.317	7 - 1:04.979	
3 - 1:06.587	8 - <b>1:04.448</b>	
4 - 1:05.758	9 - 1:05.505	
5 - 1:06.574		
<b>81</b>	<b>Josh FISHER</b>	Van Diemen RF05
1 - X:00.000	6 - 1:05.948	
2 - 1:07.370	7 - 1:04.929	
3 - 1:04.278	8 - 1:03.613	
4 - 1:03.917	9 - 1:04.445	
5 - 1:03.686	10 - <b>1:03.360</b>	
<b>102</b>	<b>Scott MCGARRITY</b>	Van Diemen RF92
1 - X:00.000	6 - 1:05.378	
2 - 1:10.453	7 - 1:05.022	
3 - 1:06.829	8 - 1:04.968	
4 - 1:05.883	9 - <b>1:04.840</b>	
5 - 1:05.932	10 - 1:04.859	
<b>147</b>	<b>Austin KIMBERLEY</b>	Van Diemen RF03
1 - X:00.000	6 - 1:06.812	
2 - 1:13.974	7 - <b>1:05.787</b>	
3 - 1:10.097	8 - 1:07.207	
4 - 1:15.249P	9 - 1:07.975	
5 - 2:15.904		
<b>169</b>	<b>Stuart KESTENBAUM</b>	Reynard 89FF
1 - X:00.000	6 - 1:29.123	
2 - 1:08.611	7 - 1:05.154	
3 - 1:06.713	8 - 1:06.469	
4 - 1:05.856	9 - <b>1:04.601</b>	
5 - 1:04.881	10 - 1:05.965	

CAR 169 - ADD 1 TO SIDE NUMBER (Shows as 69)  
Weather/Track: Bright / Damp

Silverstone  
Circuit Length = 1.6390 miles.  
Start: 11:15 End: 11:25

**The Walter Hayes Trophy - Heat 6**  
**GRID FOR RACE 8 - Silverstone 6/7 November 2010**

ROW 9	11 RIEMENS	69 LOWE
ROW 8	19 PORRITT	53 GREEN
ROW 7	147 KIMBERLEY	20 GYNN
ROW 6	8 BRADLEY	56 DAVIS
ROW 5	34 XAVIER	102 MCGARRITY
ROW 4	169 KESTENBAUM	74 BULL
ROW 3	60 MCMULLAN	70 RIVETT
ROW 2	81 FISHER	29 GOUGH
ROW 1	21 SERRALLES	4 BOYD
		POLE



**CAR 169 - ADD 1 TO SIDE NUMBER (Shows as 69)**  
**Weather/Track: Bright / Damp**

Silverstone  
 Circuit Length = 1.6390 miles.  
 Start: 11:15 End: 11:25

Clerk of the Course:		Timekeeper:
----------------------	--	-------------

# The Walter Hayes Trophy - Heat 1

## RACE 1 CLASSIFICATION - Silverstone 6/7 November 2010

POS	NO	CL	DRIVER	NAT	CAR	TIME	LAPS	GAP	MPH	BEST
1	33		Matthew PARR		Van Diemen RF01	8:32.085	8		91.65	1:02.859
2	22		Spence PIGOT		Ray GRS08	8:33.718	8	1.633	91.36	1:03.175
3	35		Robert HALL		Swift SC10	8:35.414	8	3.329	91.06	1:03.154
4	86		James TUCKER		Van Diemen RF92	8:35.711	8	3.626	91.01	1:03.499
5	172		Jonathan HOAD		Van Diemen RF90	8:36.129	8	4.044	90.94	1:03.654
6	101		Glynn GEDDIE		Ray GR09	8:38.294	8	6.209	90.56	1:03.687
7	37		Rob SMITH		Van Diemen RF99	8:48.445	8	16.360	88.82	1:04.931
8	58		Pedro MATOS		Van Diemen RF88	8:49.066	8	16.981	88.71	1:05.311
9	39		Michael MALLOCK		Mallock Mk9	8:50.235	8	18.150	88.52	1:05.425
10	82		Ashley CLIFFORD		Mygale RF88	8:50.689	8	18.604	88.44	1:05.170
11	7		Martin SHORT		Van Diemen RF00	8:55.735	8	23.650	87.61	1:04.805
12	24		Paul MASON		Swift SC94	8:59.355	8	27.270	87.02	1:05.225
13	42		Kieron BLAKE		Van Diemen RF92	9:10.040	8	37.955	85.33	1:07.067
14	50		Paul MCMORRAN		Crossle 25F	9:10.415	8	38.330	85.27	1:05.933
15	126		Andy POWELL		Royale RP26	9:13.759	8	41.674	84.76	1:06.609
16	85		Ryan DIGNAN		Van Diemen RF89	9:13.937	8	41.852	84.73	1:07.017
17	73		Henry FRYER		Spectrum 011C	9:15.367	8	43.282	84.51	1:06.886
18	192		Graham YORK		Swift SCRF	9:24.639	8	52.554	83.12	1:07.851
NOT CLASSIFIED										
10			Jaap BLIJLEVEN		Reynard 88FF	5:44.022	5	D.N.F.	84.98	1:05.361
2			Felix FISHER		Van Diemen RF00	3:15.660	3	D.N.F.	89.10	1:03.468
FASTEST LAP										
33			Matthew PARR		Van Diemen RF01	1:02.859	7	93.86mph		151.06kph

CAR 101 - FORMAL WRITTEN REPRIMAND - C 2.1.7(11)  
Weather/Track: Bright / Dry

Silverstone  
Circuit Length = 1.6390 miles.  
Start: 11:41 End: 11:50

Clerk of the Course:		Timekeeper:
----------------------	--	-------------

**The Walter Hayes Trophy - Heat 1**  
**LAP ANALYSIS - RACE 1 - Silverstone 6/7 November 2010**

<b>2</b>	<b>Felix FISHER</b>	Van Diemen RF00
1 - 1:07.505 2 - 1:04.687 3 - <b>1:03.468</b>		
<b>7</b>	<b>Martin SHORT</b>	Van Diemen RF00
1 - 1:12.947    6 - 1:05.161 2 - 1:05.697    7 - <b>1:04.805</b> 3 - 1:05.262    8 - 1:04.820 4 - 1:11.243 5 - 1:05.800		
<b>10</b>	<b>Jaap BLIJLEVEN</b>	Reynard 88FF
1 - 1:18.481 2 - 1:06.642 3 - 1:06.798 4 - 1:06.740 5 - <b>1:05.361</b>		
<b>22</b>	<b>Spence PIGOT</b>	Ray GRS08
1 - 1:07.358    6 - <b>1:03.175</b> 2 - 1:03.785    7 - 1:03.502 3 - 1:03.992    8 - 1:03.632 4 - 1:04.674 5 - 1:03.600		
<b>24</b>	<b>Paul MASON</b>	Swift SC94
1 - 1:09.872    6 - 1:05.538 2 - 1:05.276    7 - <b>1:05.225</b> 3 - 1:05.524    8 - 1:16.545 4 - 1:05.703 5 - 1:05.672		
<b>33</b>	<b>Matthew PARR</b>	Van Diemen RF01
1 - 1:07.710    6 - 1:03.179 2 - 1:03.806    7 - <b>1:02.859</b> 3 - 1:03.847    8 - 1:03.430 4 - 1:04.093 5 - 1:03.161		

Weather/Track: Bright / Dry

# The Walter Hayes Trophy - Heat 1

## LAP ANALYSIS - RACE 1 - Silverstone 6/7 November 2010

(contd.)

<b>35</b>	<b>Robert HALL</b>	Swift SC10
1 - 1:07.578	6 - <b>1:03.154</b>	
2 - 1:04.792	7 - 1:04.880	
3 - 1:03.696	8 - 1:03.327	
4 - 1:03.995		
5 - 1:03.992		
<b>37</b>	<b>Rob SMITH</b>	Van Diemen RF99
1 - 1:11.100	6 - 1:04.983	
2 - 1:05.149	7 - 1:05.538	
3 - 1:05.531	8 - 1:05.445	
4 - <b>1:04.931</b>		
5 - 1:05.768		
<b>39</b>	<b>Michael MALLOCK</b>	Mallock Mk9
1 - 1:09.325	6 - 1:05.724	
2 - 1:05.644	7 - 1:05.843	
3 - 1:05.707	8 - 1:06.232	
4 - <b>1:05.425</b>		
5 - 1:06.335		
<b>42</b>	<b>Kieron BLAKE</b>	Van Diemen RF92
1 - 1:15.624	6 - 1:07.479	
2 - 1:09.174	7 - <b>1:07.067</b>	
3 - 1:08.375	8 - 1:07.511	
4 - 1:07.715		
5 - 1:07.095		
<b>50</b>	<b>Paul MCMORRAN</b>	Crossle 25F
1 - 1:12.592	6 - 1:10.050	
2 - 1:12.083	7 - 1:08.210	
3 - 1:06.871	8 - 1:07.886	
4 - 1:06.790		
5 - <b>1:05.933</b>		
<b>58</b>	<b>Pedro MATOS</b>	Van Diemen RF88
1 - 1:10.144	6 - 1:06.088	
2 - 1:05.351	7 - 1:05.372	
3 - 1:05.734	8 - 1:05.743	
4 - <b>1:05.311</b>		
5 - 1:05.323		

Weather/Track: Bright / Dry

# The Walter Hayes Trophy - Heat 1

## LAP ANALYSIS - RACE 1 - Silverstone 6/7 November 2010

(contd.)

<b>73</b>	<b>Henry FRYER</b>	Spectrum 011C
1 - 1:20.185	6 - 1:08.353	
2 - 1:09.423	7 - 1:07.076	
3 - 1:07.402	8 - <b>1:06.886</b>	
4 - 1:08.438		
5 - 1:07.604		
<b>82</b>	<b>Ashley CLIFFORD</b>	Mygale RF88
1 - 1:11.311	6 - 1:05.332	
2 - 1:05.207	7 - 1:05.496	
3 - <b>1:05.170</b>	8 - 1:07.111	
4 - 1:05.451		
5 - 1:05.611		
<b>85</b>	<b>Ryan DIGNAN</b>	Van Diemen RF89
1 - 1:16.606	6 - <b>1:07.017</b>	
2 - 1:08.840	7 - 1:07.483	
3 - 1:08.523	8 - 1:08.457	
4 - 1:09.075		
5 - 1:07.936		
<b>86</b>	<b>James TUCKER</b>	Van Diemen RF92
1 - 1:07.066	6 - <b>1:03.499</b>	
2 - 1:03.957	7 - 1:03.907	
3 - 1:04.189	8 - 1:04.154	
4 - 1:05.329		
5 - 1:03.610		
<b>101</b>	<b>Glynn GEDDIE</b>	Ray GR09
1 - 1:09.293	6 - 1:04.344	
2 - 1:03.988	7 - 1:04.066	
3 - <b>1:03.687</b>	8 - 1:04.740	
4 - 1:04.305		
5 - 1:03.871		
<b>126</b>	<b>Andy POWELL</b>	Royale RP26
1 - 1:16.247	6 - 1:07.495	
2 - 1:09.436	7 - <b>1:06.609</b>	
3 - 1:08.306	8 - 1:08.098	
4 - 1:08.879		
5 - 1:08.689		

Weather/Track: Bright / Dry



# The Walter Hayes Trophy - Heat 1

## LAP ANALYSIS - RACE 1 - Silverstone 6/7 November 2010

(contd.)

<b>172</b>	<b>Jonathan HOAD</b>	Van Diemen RF90
1 - 1:08.846	6 - 1:03.953	
2 - 1:03.960	7 - 1:03.853	
3 - 1:03.863	8 - <b>1:03.654</b>	
4 - 1:04.192		
5 - 1:03.808		
<b>192</b>	<b>Graham YORK</b>	Swift SCRF
1 - 1:17.933	6 - 1:08.994	
2 - 1:09.661	7 - 1:14.763	
3 - 1:08.684	8 - 1:08.267	
4 - <b>1:07.851</b>		
5 - 1:08.486		

Weather/Track: Bright / Dry

[www.mstworld.com](http://www.mstworld.com)

Page 4 of 4

Silverstone  
Circuit Length = 1.6390 miles.  
Start: 11:41 End: 11:50

Printed - 11:54 Saturday, 06 November 2010

**The Walter Hayes Trophy - Heat 1**  
**LAP CHART - RACE 1 - Silverstone 6/7 November 2010**

Lap 1			Lap 2			Lap 3			Lap 4			Lap 5		
No	Behind	Laptime	No	Behind	Laptime	No	Behind	Laptime	No	Behind	Laptime	No	Behind	Laptime
86		1:07.066	86		1:03.957	22		1:03.992	33		1:04.093	33		1:03.161
22	0.292	1:07.358	22	0.120	1:03.785	86	0.077	1:04.189	22	0.353	1:04.674	22	0.792	1:03.600
2	0.439	1:07.505	33	0.493	1:03.806	33	0.228	1:03.847	35	0.605	1:03.995	35	1.436	1:03.992
35	0.512	1:07.578	2	1.169	1:04.687	2	0.525	1:03.468	86	1.085	1:05.329	86	1.534	1:03.610
33	0.644	1:07.710	35	1.347	1:04.792	35	0.931	1:03.696	172	1.405	1:04.192	172	2.052	1:03.808
172	1.780	1:08.846	172	1.783	1:03.960	172	1.534	1:03.863	101	1.817	1:04.305	101	2.527	1:03.871
101	2.227	1:09.293	101	2.258	1:03.988	101	1.833	1:03.687	39	6.645	1:05.425	58	9.246	1:05.323
39	2.259	1:09.325	39	3.946	1:05.644	24	5.537	1:05.524	24	6.919	1:05.703	24	9.430	1:05.672
24	2.806	1:09.872	24	4.125	1:05.276	39	5.541	1:05.707	58	7.084	1:05.311	39	9.819	1:06.335
58	3.078	1:10.144	58	4.472	1:05.351	58	6.094	1:05.734	37	7.255	1:04.931	37	9.862	1:05.768
37	4.034	1:11.100	37	5.226	1:05.149	82	6.553	1:05.170	82	7.683	1:05.451	82	10.133	1:05.611
82	4.245	1:11.311	82	5.495	1:05.207	37	6.645	1:05.531	7	15.693	1:11.243	7	18.332	1:05.800
50	5.526	1:12.592	7	7.621	1:05.697	7	8.771	1:05.262	50	18.880	1:06.790	10	21.405	1:05.361
7	5.881	1:12.947	50	13.652	1:12.083	50	16.411	1:06.871	10	19.205	1:06.740	50	21.652	1:05.933
42	8.558	1:15.624	42	13.775	1:09.174	10	16.786	1:06.798	42	21.432	1:07.715	42	25.366	1:07.095
126	9.181	1:16.247	10	14.100	1:06.642	42	18.038	1:08.375	126	23.412	1:08.879	85	28.363	1:07.936
85	9.540	1:16.606	85	14.423	1:08.840	85	18.834	1:08.523	85	23.588	1:09.075	126	28.940	1:08.689
192	10.867	1:17.933	126	14.660	1:09.436	126	18.854	1:08.306	192	24.673	1:07.851	192	29.998	1:08.486
10	11.415	1:18.481	192	16.571	1:09.661	192	21.143	1:08.684	73	25.992	1:08.438	73	30.435	1:07.604
73	13.119	1:20.185	73	18.585	1:09.423	73	21.875	1:07.402						

Weather/Track: Bright / Dry

# The Walter Hayes Trophy - Heat 1

## LAP CHART - RACE 1 - Silverstone 6/7 November 2010

(contd.)

Lap 6			Lap 7			Lap 8			Lap 9			Lap 10		
No	Behind	Laptime	No	Behind	Laptime	No	Behind	Laptime	No	Behind	Laptime	No	Behind	Laptime
33		1:03.179	33		1:02.859	33		1:03.430						
22	0.788	1:03.175	22	1.431	1:03.502	22	1.633	1:03.632						
35	1.411	1:03.154	86	2.902	1:03.907	35	3.329	1:03.327						
86	1.854	1:03.499	35	3.432	1:04.880	86	3.626	1:04.154						
172	2.826	1:03.953	172	3.820	1:03.853	172	4.044	1:03.654						
101	3.692	1:04.344	101	4.899	1:04.066	101	6.209	1:04.740						
37	11.666	1:04.983	24	14.155	1:05.225	37	16.360	1:05.445						
24	11.789	1:05.538	37	14.345	1:05.538	58	16.981	1:05.743						
58	12.155	1:06.088	58	14.668	1:05.372	39	18.150	1:06.232						
82	12.286	1:05.332	82	14.923	1:05.496	82	18.604	1:07.111						
39	12.364	1:05.724	39	15.348	1:05.843	7	23.650	1:04.820						
7	20.314	1:05.161	7	22.260	1:04.805	24	27.270	1:16.545						
50	28.523	1:10.050	42	33.874	1:07.067	42	37.955	1:07.511						
42	29.666	1:07.479	50	33.874	1:08.210	50	38.330	1:07.886						
85	32.201	1:07.017	85	36.825	1:07.483	126	41.674	1:08.098						
126	33.256	1:07.495	126	37.006	1:06.609	85	41.852	1:08.457						
73	35.609	1:08.353	73	39.826	1:07.076	73	43.282	1:06.886						
192	35.813	1:08.994	192	47.717	1:14.763	192	52.554	1:08.267						

Weather/Track: Bright / Dry

www.mstworld.com

Page 2 of 2

Silverstone  
Circuit Length = 1.6390 miles.  
Start: 11:41 End: 11:50

Printed - 11:53 Saturday, 06 November 2010

## The Walter Hayes Trophy - Heat 2

### RACE 2 CLASSIFICATION - Silverstone 6/7 November 2010

POS	NO	CL	DRIVER	NAT	CAR	TIME	LAPS	GAP	MPH	BEST
1	12		Noel DUNNE		Mygale SJ08	8:47.867	8		88.91	1:03.165
2	77		Gaius GHINN		Van Diemen RF00	8:49.634	8	1.767	88.62	1:04.365
3	6		Roger ORGEE		Van Diemen RF00	8:55.458	8	7.591	87.65	1:04.855
4	112		Simon KINSEY		Van Diemen RF00	8:58.845	8	10.978	87.10	1:05.373
5	16		Joey FOSTER		Van Diemen RF78	9:00.753	8	12.886	86.79	1:05.206
6	96		James FUGETT		Ray GR095	9:00.858	8	12.991	86.78	1:06.081
7	75		Steve CHAPMAN		Van Diemen RF02	9:11.673	8	23.806	85.08	1:06.178
8	66		Kevan MCLURG		Van Diemen RF2000	9:11.694	8	23.827	85.07	1:07.124
9	47		Rebecca DEAN		Ford RF88	9:14.966	8	27.099	84.57	1:07.412
10	103		Jason MINSHAW		Merlyn Mk 20	9:17.705	8	29.838	84.16	1:07.811
11	99		Henry CAMPBELL		Mondial M895	9:17.820	8	29.953	84.14	1:07.734
12	92		John WILKINSON		Van Diemen RF86	9:21.424	8	33.557	83.60	1:07.540
13	87		James HARVEY		Van Diemen RF89	9:29.115	8	41.248	82.47	1:08.305
14	89		Terry KAVANAGH		Van Diemen RF92	9:39.255	8	51.388	81.03	1:10.117
15	95		Steve ROBERTS		Van Diemen RF87	9:51.742	8	1:03.875	79.32	1:12.120
16	63		Roy MACGREGOR		Van Diemen RF85	8:56.098	7	1 LAP	76.54	1:11.821
17	97		Philip WALKER		Crossle 16F	9:15.616	7	1 LAP	73.85	1:14.949
18	88		Don BOYACK		Van Diemen RF88	9:22.645	7	1 LAP	72.93	1:17.819
NOT CLASSIFIED										
	72		Morgan DEMPSEY		Van Diemen LA10	3:15.925	3	D.N.F.	88.98	1:03.716
FASTEST LAP										
	12		Noel DUNNE		Mygale SJ08	1:03.165	4	93.41mph	150.33kph	

Weather/Track: Bright / Dry

Silverstone  
Circuit Length = 1.6390 miles.  
Start: 12:43 End: 12:51

Clerk of the Course:	Timekeeper:
----------------------	-------------

**The Walter Hayes Trophy - Heat 2**  
**LAP ANALYSIS - RACE 2 - Silverstone 6/7 November 2010**

<b>6</b>	<b>Roger ORGEE</b>	Van Diemen RF00
1 -	1:10.426	6 - 1:07.662
2 -	<b>1:04.855</b>	7 - 1:06.571
3 -	1:05.334	8 - 1:05.597
4 -	1:07.277	
5 -	1:07.736	
<b>12</b>	<b>Noel DUNNE</b>	Mygale SJ08
1 -	1:07.830	6 - 1:06.805
2 -	1:03.745	7 - 1:04.564
3 -	1:03.282	8 - 1:05.178
4 -	<b>1:03.165</b>	
5 -	1:13.298	
<b>16</b>	<b>Joey FOSTER</b>	Van Diemen RF78
1 -	1:09.740	6 - 1:10.546
2 -	<b>1:05.206</b>	7 - 1:07.928
3 -	1:06.434	8 - 1:06.537
4 -	1:06.290	
5 -	1:08.072	
<b>47</b>	<b>Rebecca DEAN</b>	Ford RF88
1 -	1:14.349	6 - 1:08.607
2 -	1:07.951	7 - 1:07.734
3 -	<b>1:07.412</b>	8 - 1:10.237
4 -	1:09.375	
5 -	1:09.301	
<b>63</b>	<b>Roy MACGREGOR</b>	Van Diemen RF85
1 -	1:29.623	6 - 1:14.975
2 -	1:13.179	7 - 1:14.222
3 -	<b>1:11.821</b>	
4 -	1:14.118	
5 -	1:18.160	
<b>66</b>	<b>Kevan MCLURG</b>	Van Diemen RF2000
1 -	1:13.499	6 - 1:08.988
2 -	1:07.436	7 - 1:07.944
3 -	<b>1:07.124</b>	8 - 1:08.510
4 -	1:09.097	
5 -	1:09.096	

Weather/Track: Bright / Dry

## The Walter Hayes Trophy - Heat 2

### LAP ANALYSIS - RACE 2 - Silverstone 6/7 November 2010

(contd.)

<b>72</b>	<b>Morgan DEMPSEY</b>	Van Diemen LA10
1 -	1:08.392	
2 -	1:03.817	
3 -	<b>1:03.716</b>	
<b>75</b>	<b>Steve CHAPMAN</b>	Van Diemen RF02
1 -	1:13.410	6 - 1:08.171
2 -	<b>1:06.178</b>	7 - 1:09.067
3 -	1:06.354	8 - 1:10.803
4 -	1:08.841	
5 -	1:08.849	
<b>77</b>	<b>Gaius GHINN</b>	Van Diemen RF00
1 -	1:09.325	6 - 1:07.803
2 -	<b>1:04.365</b>	7 - 1:05.258
3 -	1:04.494	8 - 1:05.361
4 -	1:06.000	
5 -	1:07.028	
<b>87</b>	<b>James HARVEY</b>	Van Diemen RF89
1 -	1:19.994	6 - 1:09.583
2 -	1:10.528	7 - 1:09.771
3 -	1:09.384	8 - <b>1:08.305</b>
4 -	1:11.520	
5 -	1:10.030	
<b>88</b>	<b>Don BOYACK</b>	Van Diemen RF88
1 -	1:29.082	6 - 1:17.914
2 -	1:19.891	7 - 1:18.272
3 -	<b>1:17.819</b>	
4 -	1:19.318	
5 -	1:20.349	
<b>89</b>	<b>Terry KAVANAGH</b>	Van Diemen RF92
1 -	1:20.409	6 - 1:11.615
2 -	1:11.490	7 - 1:10.798
3 -	1:10.676	8 - <b>1:10.117</b>
4 -	1:12.417	
5 -	1:11.733	

Weather/Track: Bright / Dry

**The Walter Hayes Trophy - Heat 2**  
**LAP ANALYSIS - RACE 2 - Silverstone 6/7 November 2010**  
 (contd.)

<b>92</b>	<b>John WILKINSON</b>	Van Diemen RF86
1 -	1:14.955	6 - 1:09.480
2 -	1:07.872	7 - 1:08.745
3 -	<b>1:07.540</b>	8 - 1:09.855
4 -	1:12.310	
5 -	1:10.667	
<b>95</b>	<b>Steve ROBERTS</b>	Van Diemen RF87
1 -	1:18.486	6 - 1:14.209
2 -	1:13.184	7 - 1:13.468
3 -	<b>1:12.120</b>	8 - 1:13.542
4 -	1:13.150	
5 -	1:13.583	
<b>96</b>	<b>James FUGETT</b>	Ray GR095
1 -	1:12.042	6 - 1:07.435
2 -	1:06.438	7 - 1:07.059
3 -	<b>1:06.081</b>	8 - 1:06.119
4 -	1:07.702	
5 -	1:07.982	
<b>97</b>	<b>Philip WALKER</b>	Crossle 16F
1 -	1:18.924	6 - 1:16.525
2 -	1:29.528	7 - 1:17.316
3 -	<b>1:14.949</b>	
4 -	1:18.758	
5 -	1:19.616	
<b>99</b>	<b>Henry CAMPBELL</b>	Mondial M895
1 -	1:16.230	6 - 1:08.163
2 -	1:07.806	7 - 1:08.065
3 -	<b>1:07.734</b>	8 - 1:09.195
4 -	1:10.856	
5 -	1:09.771	
<b>103</b>	<b>Jason MINSHAW</b>	Merlyn Mk 20
1 -	1:14.868	6 - 1:08.685
2 -	1:08.429	7 - 1:08.110
3 -	<b>1:07.811</b>	8 - 1:09.649
4 -	1:10.801	
5 -	1:09.352	

Weather/Track: Bright / Dry

## The Walter Hayes Trophy - Heat 2

### LAP ANALYSIS - RACE 2 - Silverstone 6/7 November 2010

(contd.)

<b>112</b>	<b>Simon KINSEY</b>	Van Diemen RF00
1 - 1:11.440	6 - 1:07.216	
2 - 1:05.589	7 - 1:07.498	
3 - <b>1:05.373</b>	8 - 1:06.580	
4 - 1:07.826		
5 - 1:07.323		

Weather/Track: Bright / Dry

[www.mstworld.com](http://www.mstworld.com)

Page 4 of 4

Silverstone  
Circuit Length = 1.6390 miles.  
Start: 12:43 End: 12:51

Printed - 12:54 Saturday, 06 November 2010



## The Walter Hayes Trophy - Heat 2

### LAP CHART - RACE 2 - Silverstone 6/7 November 2010

Lap 1			Lap 2			Lap 3			Lap 4			Lap 5		
No	Behind	Laptime	No	Behind	Laptime	No	Behind	Laptime	No	Behind	Laptime	No	Behind	Laptime
12		1:07.830	12		1:03.745	12		1:03.282	12		1:03.165	77		1:07.028
72	0.562	1:08.392	72	0.634	1:03.817	72	1.068	1:03.716	77	6.162	1:06.000	12	0.108	1:13.298
77	1.495	1:09.325	77	2.115	1:04.365	77	3.327	1:04.494	16	9.648	1:06.290	6	4.416	1:07.736
16	1.910	1:09.740	16	3.371	1:05.206	6	5.758	1:05.334	6	9.870	1:07.277	16	4.530	1:08.072
6	2.596	1:10.426	6	3.706	1:04.855	16	6.523	1:06.434	112	12.206	1:07.826	112	6.339	1:07.323
112	3.610	1:11.440	112	5.454	1:05.589	112	7.545	1:05.373	96	14.241	1:07.702	96	9.033	1:07.982
96	4.212	1:12.042	96	6.905	1:06.438	96	9.704	1:06.081	75	16.761	1:08.841	75	12.420	1:08.849
75	5.580	1:13.410	75	8.013	1:06.178	75	11.085	1:06.354	66	19.134	1:09.097	66	15.040	1:09.096
66	5.669	1:13.499	66	9.360	1:07.436	66	13.202	1:07.124	47	21.065	1:09.375	47	17.176	1:09.301
47	6.519	1:14.349	47	10.725	1:07.951	47	14.855	1:07.412	103	23.887	1:10.801	103	20.049	1:09.352
103	7.038	1:14.868	92	11.252	1:07.872	92	15.510	1:07.540	99	24.604	1:10.856	99	21.185	1:09.771
92	7.125	1:14.955	103	11.722	1:08.429	103	16.251	1:07.811	92	24.655	1:12.310	92	22.132	1:10.667
99	8.400	1:16.230	99	12.461	1:07.806	99	16.913	1:07.734	87	33.404	1:11.520	87	30.244	1:10.030
95	10.656	1:18.486	87	18.947	1:10.528	87	25.049	1:09.384	89	36.970	1:12.417	89	35.513	1:11.733
97	11.094	1:18.924	95	20.095	1:13.184	89	27.718	1:10.676	95	38.918	1:13.150	95	39.311	1:13.583
87	12.164	1:19.994	89	20.324	1:11.490	95	28.933	1:12.120	63	50.719	1:14.118	63	55.689	1:18.160
89	12.579	1:20.409	63	31.227	1:13.179	63	39.766	1:11.821	97	1:04.137	1:18.758			
88	21.252	1:29.082	97	36.877	1:29.528	97	48.544	1:14.949	88	1:08.088	1:19.318			
63	21.793	1:29.623	88	37.398	1:19.891	88	51.935	1:17.819						

Weather/Track: Bright / Dry

www.mstworld.com

Page 1 of 2

Silverstone  
Circuit Length = 1.6390 miles.  
Start: 12:43 End: 12:51

Printed - 12:54 Saturday, 06 November 2010

# The Walter Hayes Trophy - Heat 2

## LAP CHART - RACE 2 - Silverstone 6/7 November 2010

(contd.)

Lap 6			Lap 7			Lap 8			Lap 9			Lap 10		
No	Behind	Laptime	No	Behind	Laptime	No	Behind	Laptime	No	Behind	Laptime	No	Behind	Laptime
12		1:06.805	12		1:04.564	12		1:05.178						
77	0.890	1:07.803	77	1.584	1:05.258	77	1.767	1:05.361						
97	1 LAP	1:19.616	6	7.172	1:06.571	6	7.591	1:05.597						
6	5.165	1:07.662	112	9.576	1:07.498	63	1 LAP	1:14.222						
112	6.642	1:07.216	16	11.527	1:07.928	112	10.978	1:06.580						
16	8.163	1:10.546	96	12.050	1:07.059	16	12.886	1:06.537						
88	1 LAP	1:20.349	97	1 LAP	1:16.525	96	12.991	1:06.119						
96	9.555	1:07.435	75	18.181	1:09.067	75	23.806	1:10.803						
75	13.678	1:08.171	66	20.495	1:07.944	66	23.827	1:08.510						
66	17.115	1:08.988	88	1 LAP	1:17.914	47	27.099	1:10.237						
47	18.870	1:08.607	47	22.040	1:07.734	97	1 LAP	1:17.316						
103	21.821	1:08.685	103	25.367	1:08.110	103	29.838	1:09.649						
99	22.435	1:08.163	99	25.936	1:08.065	99	29.953	1:09.195						
92	24.699	1:09.480	92	28.880	1:08.745	92	33.557	1:09.855						
87	32.914	1:09.583	87	38.121	1:09.771	88	1 LAP	1:18.272						
89	40.215	1:11.615	89	46.449	1:10.798	87	41.248	1:08.305						
95	46.607	1:14.209	95	55.511	1:13.468	89	51.388	1:10.117						
63	1:03.751	1:14.975				95	1:03.875	1:13.542						

Weather/Track: Bright / Dry

www.mstworld.com

Page 2 of 2

Silverstone  
Circuit Length = 1.6390 miles.  
Start: 12:43 End: 12:51

Printed - 12:54 Saturday, 06 November 2010

**The Walter Hayes Trophy - Heat 3**  
**RACE 3 CLASSIFICATION - Silverstone 6/7 November 2010**

POS	NO	CL	DRIVER	NAT	CAR	TIME	LAPS	GAP	MPH	BEST
1	26		Neville SMYTH		Ray GRS07	8:33.280	8		91.44	1:03.101
2	9		Jordan SKINNER		Ray GRS10K	8:33.367	8	0.087	91.42	1:03.163
3	121		Cormac O'NEILL		Ray GR09	8:36.688	8	3.408	90.84	1:03.331
4	62		Adam HIGGINS		Van Diemen RF90	8:45.911	8	12.631	89.24	1:04.537
5	5		Adam QUARTERMAINE		Van Diemen RF99	8:46.072	8	12.792	89.22	1:04.627
6	30		Mike EDGAR		Van Diemen RF90	8:46.522	8	13.242	89.14	1:04.266
7	115		Michael MOYERS		Swift SC92	8:46.597	8	13.317	89.13	1:04.544
8	83		Jamie JARDINE		Ray GRS07	8:46.826	8	13.546	89.09	1:04.204
9	71		James HAMMOND		Mygale SJ01	8:47.376	8	14.096	89.00	1:04.202
10	65		Tim REYNOLDS		Spectrum 11C	8:48.246	8	14.966	88.85	1:04.769
11	183		Matt HORWOOD		Reynard 89FF	8:48.695	8	15.415	88.77	1:05.032
12	59		Chris ACTON		Ray GRS08	8:49.328	8	16.048	88.67	1:04.082
13	57		David WILD		Lola T204	8:49.833	8	16.553	88.58	1:05.130
14	146		Martin PIERACCINI		Van Diemen RF90	8:57.677	8	24.397	87.29	1:05.929
15	31		Adrian HAMILTON		Ray FF98	9:18.728	8	45.448	84.00	1:07.249
16	84		Stephen BRACEGIRDLE		Van Diemen RF88	9:21.625	8	48.345	83.57	1:08.918
FASTEST LAP										
	26		Neville SMYTH		Ray GRS07	1:03.101	7	93.50mph	150.48kph	

Weather/Track: Bright / Dry

Silverstone  
 Circuit Length = 1.6390 miles.  
 Start: 13:23 End: 13:31

Clerk of the Course:		Timekeeper:
----------------------	--	-------------

**The Walter Hayes Trophy - Heat 3**  
**LAP ANALYSIS - RACE 3 - Silverstone 6/7 November 2010**

<b>5</b>	<b>Adam QUARTERMAINE</b>	Van Diemen RF99
1 -	1:10.908	6 - 1:05.073
2 -	1:04.739	7 - <b>1:04.627</b>
3 -	1:04.940	8 - 1:05.143
4 -	1:05.714	
5 -	1:04.928	
<b>9</b>	<b>Jordan SKINNER</b>	Ray GRS10K
1 -	1:08.361	6 - 1:03.182
2 -	1:03.951	7 - <b>1:03.163</b>
3 -	1:03.831	8 - 1:03.822
4 -	1:03.676	
5 -	1:03.381	
<b>26</b>	<b>Neville SMYTH</b>	Ray GRS07
1 -	1:08.287	6 - 1:03.174
2 -	1:03.946	7 - <b>1:03.101</b>
3 -	1:04.290	8 - 1:03.377
4 -	1:03.515	
5 -	1:03.590	
<b>30</b>	<b>Mike EDGAR</b>	Van Diemen RF90
1 -	1:10.312	6 - 1:05.855
2 -	1:05.261	7 - 1:04.994
3 -	1:05.181	8 - <b>1:04.266</b>
4 -	1:05.449	
5 -	1:05.204	
<b>31</b>	<b>Adrian HAMILTON</b>	Ray FF98
1 -	1:23.092	6 - 1:07.743
2 -	1:09.481	7 - 1:07.957
3 -	1:08.292	8 - 1:07.465
4 -	1:07.449	
5 -	<b>1:07.249</b>	
<b>57</b>	<b>David WILD</b>	Lola T204
1 -	1:11.775	6 - 1:05.369
2 -	1:05.796	7 - 1:05.330
3 -	1:05.383	8 - 1:05.574
4 -	<b>1:05.130</b>	
5 -	1:05.476	

Weather/Track: Bright / Dry

**The Walter Hayes Trophy - Heat 3**  
**LAP ANALYSIS - RACE 3 - Silverstone 6/7 November 2010**  
 (contd.)

<b>59</b>	<b>Chris ACTON</b>	Ray GRS08
1 -	1:09.418	6 - 1:09.158
2 -	1:05.536	7 - 1:04.548
3 -	1:05.683	8 - <b>1:04.082</b>
4 -	1:05.956	
5 -	1:04.947	
<b>62</b>	<b>Adam HIGGINS</b>	Van Diemen RF90
1 -	1:09.764	6 - 1:05.555
2 -	1:05.395	7 - <b>1:04.537</b>
3 -	1:05.156	8 - 1:04.890
4 -	1:05.349	
5 -	1:05.265	
<b>65</b>	<b>Tim REYNOLDS</b>	Spectrum 11C
1 -	1:11.416	6 - 1:05.604
2 -	1:05.714	7 - 1:04.976
3 -	1:05.192	8 - <b>1:04.769</b>
4 -	1:05.295	
5 -	1:05.280	
<b>71</b>	<b>James HAMMOND</b>	Mygale SJ01
1 -	1:10.833	6 - 1:05.864
2 -	1:05.803	7 - 1:04.952
3 -	1:04.804	8 - <b>1:04.202</b>
4 -	1:06.039	
5 -	1:04.879	
<b>83</b>	<b>Jamie JARDINE</b>	Ray GRS07
1 -	1:10.199	6 - 1:05.774
2 -	1:05.736	7 - 1:04.892
3 -	1:05.111	8 - <b>1:04.204</b>
4 -	1:05.945	
5 -	1:04.965	
<b>84</b>	<b>Stephen BRACEGIRDLE</b>	Van Diemen RF88
1 -	1:16.015	6 - 1:09.500
2 -	1:09.985	7 - 1:09.385
3 -	1:09.638	8 - 1:09.130
4 -	1:09.054	
5 -	<b>1:08.918</b>	

Weather/Track: Bright / Dry

**The Walter Hayes Trophy - Heat 3**  
**LAP ANALYSIS - RACE 3 - Silverstone 6/7 November 2010**  
 (contd.)

<b>115</b>	<b>Michael MOYERS</b>	Swift SC92
1 - 1:09.486	6 - 1:06.323	
2 - 1:05.287	7 - <b>1:04.544</b>	
3 - 1:05.643	8 - 1:04.631	
4 - 1:05.450		
5 - 1:05.233		
<b>121</b>	<b>Cormac O'NEILL</b>	Ray GR09
1 - 1:08.944	6 - 1:03.686	
2 - 1:04.078	7 - 1:04.192	
3 - 1:03.852	8 - 1:04.544	
4 - 1:04.061		
5 - <b>1:03.331</b>		
<b>146</b>	<b>Martin PIERACCINI</b>	Van Diemen RF90
1 - 1:13.364	6 - 1:06.001	
2 - 1:06.450	7 - 1:06.228	
3 - 1:06.646	8 - <b>1:05.929</b>	
4 - 1:06.719		
5 - 1:06.340		
<b>183</b>	<b>Matt HORWOOD</b>	Reynard 89FF
1 - 1:10.943	6 - 1:06.030	
2 - 1:06.103	7 - <b>1:05.032</b>	
3 - 1:05.125	8 - 1:05.057	
4 - 1:05.341		
5 - 1:05.064		

Weather/Track: Bright / Dry

# The Walter Hayes Trophy - Heat 3

## LAP CHART - RACE 3 - Silverstone 6/7 November 2010

Lap 1			Lap 2			Lap 3			Lap 4			Lap 5		
No	Behind	Laptime	No	Behind	Laptime	No	Behind	Laptime	No	Behind	Laptime	No	Behind	Laptime
26		1:08.287	26		1:03.946	9		1:03.831	9		1:03.676	9		1:03.381
9	0.074	1:08.361	9	0.079	1:03.951	26	0.380	1:04.290	26	0.219	1:03.515	26	0.428	1:03.590
121	0.657	1:08.944	121	0.789	1:04.078	121	0.731	1:03.852	121	1.116	1:04.061	121	1.066	1:03.331
59	1.131	1:09.418	115	2.540	1:05.287	62	4.172	1:05.156	62	5.845	1:05.349	62	7.729	1:05.265
115	1.199	1:09.486	59	2.721	1:05.536	115	4.273	1:05.643	115	6.047	1:05.450	115	7.899	1:05.233
62	1.477	1:09.764	62	2.926	1:05.395	5	4.444	1:04.940	30	6.384	1:05.449	5	8.029	1:04.928
83	1.912	1:10.199	30	3.340	1:05.261	59	4.494	1:05.683	5	6.482	1:05.714	30	8.207	1:05.204
30	2.025	1:10.312	5	3.414	1:04.739	30	4.611	1:05.181	59	6.774	1:05.956	59	8.340	1:04.947
71	2.546	1:10.833	83	3.702	1:05.736	83	4.903	1:05.111	83	7.172	1:05.945	83	8.756	1:04.965
5	2.621	1:10.908	71	4.403	1:05.803	71	5.297	1:04.804	71	7.660	1:06.039	71	9.158	1:04.879
183	2.656	1:10.943	183	4.813	1:06.103	183	6.028	1:05.125	183	7.693	1:05.341	183	9.376	1:05.064
65	3.129	1:11.416	65	4.897	1:05.714	65	6.179	1:05.192	65	7.798	1:05.295	65	9.697	1:05.280
57	3.488	1:11.775	57	5.338	1:05.796	57	6.811	1:05.383	57	8.265	1:05.130	57	10.360	1:05.476
146	5.077	1:13.364	146	7.581	1:06.450	146	10.317	1:06.646	146	13.360	1:06.719	146	16.319	1:06.340
84	7.728	1:16.015	84	13.767	1:09.985	84	19.495	1:09.638	84	24.873	1:09.054	84	30.410	1:08.918
31	14.805	1:23.092	31	20.340	1:09.481	31	24.722	1:08.292	31	28.495	1:07.449	31	32.363	1:07.249

Weather/Track: Bright / Dry

www.mstworld.com

Page 1 of 2

Silverstone  
Circuit Length = 1.6390 miles.  
Start: 13:23 End: 13:31

Printed - 13:33 Saturday, 06 November 2010

# The Walter Hayes Trophy - Heat 3

## LAP CHART - RACE 3 - Silverstone 6/7 November 2010

(contd.)

Lap 6			Lap 7			Lap 8			Lap 9			Lap 10		
No	Behind	Laptime	No	Behind	Laptime	No	Behind	Laptime	No	Behind	Laptime	No	Behind	Laptime
9		1:03.182	9		1:03.163	26		1:03.377						
26	0.420	1:03.174	26	0.358	1:03.101	9	0.087	1:03.822						
121	1.570	1:03.686	121	2.599	1:04.192	121	3.408	1:04.544						
5	9.920	1:05.073	5	11.384	1:04.627	62	12.631	1:04.890						
62	10.102	1:05.555	62	11.476	1:04.537	5	12.792	1:05.143						
30	10.880	1:05.855	115	12.421	1:04.544	30	13.242	1:04.266						
115	11.040	1:06.323	30	12.711	1:04.994	115	13.317	1:04.631						
83	11.348	1:05.774	83	13.077	1:04.892	83	13.546	1:04.204						
71	11.840	1:05.864	71	13.629	1:04.952	71	14.096	1:04.202						
65	12.119	1:05.604	65	13.932	1:04.976	65	14.966	1:04.769						
183	12.224	1:06.030	183	14.093	1:05.032	183	15.415	1:05.057						
57	12.547	1:05.369	57	14.714	1:05.330	59	16.048	1:04.082						
59	14.316	1:09.158	59	15.701	1:04.548	57	16.553	1:05.574						
146	19.138	1:06.001	146	22.203	1:06.228	146	24.397	1:05.929						
84	36.728	1:09.500	31	41.718	1:07.957	31	45.448	1:07.465						
31	36.924	1:07.743	84	42.950	1:09.385	84	48.345	1:09.130						

Weather/Track: Bright / Dry

www.mstworld.com

Page 2 of 2

Silverstone  
Circuit Length = 1.6390 miles.  
Start: 13:23 End: 13:31

Printed - 13:33 Saturday, 06 November 2010



## The Walter Hayes Trophy - Heat 4

### RACE 5 CLASSIFICATION - Silverstone 6/7 November 2010

POS	NO	CL	DRIVER	NAT	CAR	TIME	LAPS	GAP	MPH	BEST
1	3		Peter DEMPSEY		Ray GR05	8:31.775	8		91.71	1:03.298
2	41		David GRADY		Van Diemen RF02	8:33.878	8	2.103	91.33	1:02.709
3	111		Ben NORTON		Spectrum 011B	8:34.031	8	2.256	91.31	1:02.948
4	93		John MURPHY		Van Diemen RF90	8:40.295	8	8.520	90.21	1:04.194
5	23		Nathan WARD		Swift SC95	8:41.451	8	9.676	90.01	1:04.003
6	91		Steve HARE		Van Diemen RF90	8:53.629	8	21.854	87.95	1:04.836
7	151		John FERGUSON		Ray GR07	8:55.147	8	23.372	87.70	1:05.217
8	127		John FARRELL		Reynard 89FF	8:55.264	8	23.489	87.68	1:05.322
9	107		Simon YATES		Van Diemen RF93	8:55.498	8	23.723	87.65	1:05.079
10	25		Alan SLATER		Swift FB89	9:01.065	8	29.290	86.74	1:06.049
11	54		Douglas CROSBIE		Van Diemen RF00	9:08.983	8	37.208	85.49	1:04.726
12	45		Colin WRIGHT		Merlyn Mk17	9:12.499	8	40.724	84.95	1:07.599
13	14		Nigel DOLAN		Van Diemen RF86	9:12.904	8	41.129	84.89	1:05.010
14	100		Gary PEARSON		Hawke DL11	9:15.366	8	43.591	84.51	1:08.132
15	55		Malcolm SCOTT		Ray GR2000	9:22.769	8	50.994	83.40	1:08.702
16	80		Darren HOULDCROFT		Van Diemen RF88	9:23.285	8	51.510	83.32	1:08.598
17	48		Matthew DEAN		Reynard RF88	7:47.442	7	1 LAP	87.78	1:04.524
NOT CLASSIFIED										
	78		Edward MOORE		Ray GR11	2:43.720	2	D.N.F.	70.45	1:24.558
	164		Mike GARDNER		Van Diemen RF91	2:15.693	1	D.N.F.	41.52	
	90		Josh BARNETT		Van Diemen RF00		0	D.N.F.	N/A	
FASTEST LAP										
	41		David GRADY		Van Diemen RF02	1:02.709	5	94.09mph		151.42kph

CAR 151 - FORMAL WRITTEN REPRIMAND (C.1.1.5 & C.2.1.7)  
Weather/Track: Bright / Dry

Silverstone  
Circuit Length = 1.6390 miles.  
Start: 14:33 End: 14:42

Clerk of the Course:		Timekeeper:
----------------------	--	-------------

**The Walter Hayes Trophy - Heat 4**  
**LAP ANALYSIS - RACE 5 - Silverstone 6/7 November 2010**

<b>3</b>	<b>Peter DEMPSEY</b>	Ray GR05
1 -	1:06.857	6 - 1:03.456
2 -	1:04.124	7 - 1:03.527
3 -	1:03.543	8 - 1:03.413
4 -	1:03.557	
5 -	<b>1:03.298</b>	
<b>14</b>	<b>Nigel DOLAN</b>	Van Diemen RF86
1 -	1:11.271	6 - 1:27.400
2 -	1:06.478	7 - 1:05.662
3 -	1:05.858	8 - 1:05.584
4 -	1:05.641	
5 -	<b>1:05.010</b>	
<b>23</b>	<b>Nathan WARD</b>	Swift SC95
1 -	1:09.277	6 - 1:04.560
2 -	1:05.335	7 - 1:04.128
3 -	1:05.092	8 - <b>1:04.003</b>
4 -	1:04.666	
5 -	1:04.390	
<b>25</b>	<b>Alan SLATER</b>	Swift FB89
1 -	1:14.277	6 - 1:07.097
2 -	1:06.988	7 - 1:06.371
3 -	1:07.142	8 - 1:06.410
4 -	1:06.731	
5 -	<b>1:06.049</b>	
<b>41</b>	<b>David GRADY</b>	Van Diemen RF02
1 -	1:08.935	6 - 1:03.690
2 -	1:04.379	7 - 1:03.865
3 -	1:03.756	8 - 1:03.463
4 -	1:03.081	
5 -	<b>1:02.709</b>	
<b>45</b>	<b>Colin WRIGHT</b>	Merlyn Mk17
1 -	1:16.631	6 - 1:08.356
2 -	1:08.092	7 - 1:08.455
3 -	1:07.638	8 - 1:07.771
4 -	1:07.957	
5 -	<b>1:07.599</b>	

Weather/Track: Bright / Dry

**The Walter Hayes Trophy - Heat 4**  
**LAP ANALYSIS - RACE 5 - Silverstone 6/7 November 2010**  
 (contd.)

<b>48</b>	<b>Matthew DEAN</b>	Reynard RF88
1 -	1:12.132	6 - 1:06.850
2 -	1:06.994	7 - 1:05.680
3 -	1:05.383	
4 -	1:05.879	
5 -	<b>1:04.524</b>	
<b>54</b>	<b>Douglas CROSBIE</b>	Van Diemen RF00
1 -	1:13.054	6 - 1:05.622
2 -	1:05.977	7 - <b>1:04.726</b>
3 -	1:05.288	8 - 1:04.735
4 -	1:24.579	
5 -	1:05.002	
<b>55</b>	<b>Malcolm SCOTT</b>	Ray GR2000
1 -	1:18.266	6 - 1:08.862
2 -	1:09.216	7 - 1:08.812
3 -	1:09.417	8 - <b>1:08.702</b>
4 -	1:09.773	
5 -	1:09.721	
<b>78</b>	<b>Edward MOORE</b>	Ray GR11
1 -	<b>1:24.558</b>	
2 -	1:19.162P	
<b>80</b>	<b>Darren HOULDCROFT</b>	Van Diemen RF88
1 -	1:18.535	6 - 1:09.256
2 -	1:10.272	7 - <b>1:08.598</b>
3 -	1:08.817	8 - 1:08.719
4 -	1:09.245	
5 -	1:09.843	
<b>90</b>	<b>Josh BARNETT</b>	Van Diemen RF00

Weather/Track: Bright / Dry

**The Walter Hayes Trophy - Heat 4**  
**LAP ANALYSIS - RACE 5 - Silverstone 6/7 November 2010**  
 (contd.)

<b>91</b>	<b>Steve HARE</b>	Van Diemen RF90
1 -	1:12.622	6 - 1:06.141
2 -	1:06.134	7 - 1:05.732
3 -	1:05.483	8 - 1:06.265
4 -	1:06.416	
5 -	<b>1:04.836</b>	
<b>93</b>	<b>John MURPHY</b>	Van Diemen RF90
1 -	1:08.561	6 - 1:04.472
2 -	1:05.005	7 - 1:04.553
3 -	1:04.428	8 - 1:04.770
4 -	<b>1:04.194</b>	
5 -	1:04.312	
<b>100</b>	<b>Gary PEARSON</b>	Hawke DL11
1 -	1:16.175	6 - 1:08.234
2 -	1:08.861	7 - 1:08.220
3 -	<b>1:08.132</b>	8 - 1:08.482
4 -	1:08.848	
5 -	1:08.414	
<b>107</b>	<b>Simon YATES</b>	Van Diemen RF93
1 -	1:15.530	6 - <b>1:05.079</b>
2 -	1:06.767	7 - 1:05.218
3 -	1:06.426	8 - 1:05.456
4 -	1:05.615	
5 -	1:05.407	
<b>111</b>	<b>Ben NORTON</b>	Spectrum 011B
1 -	1:08.139	6 - 1:04.061
2 -	1:04.368	7 - 1:04.039
3 -	1:03.645	8 - 1:03.318
4 -	1:03.513	
5 -	<b>1:02.948</b>	
<b>127</b>	<b>John FARRELL</b>	Reynard 89FF
1 -	1:15.366	6 - 1:06.151
2 -	1:06.257	7 - 1:05.368
3 -	1:05.771	8 - 1:05.500
4 -	<b>1:05.322</b>	
5 -	1:05.529	

Weather/Track: Bright / Dry

# The Walter Hayes Trophy - Heat 4

## LAP ANALYSIS - RACE 5 - Silverstone 6/7 November 2010

(contd.)

<b>151</b>	<b>John FERGUSON</b>	Ray GR07
1 - 1:14.847	6 - 1:06.141	
2 - 1:06.264	7 - <b>1:05.217</b>	
3 - 1:05.597	8 - 1:05.639	
4 - 1:05.541		
5 - 1:05.901		
<b>164</b>	<b>Mike GARDNER</b>	Van Diemen RF91
1 - 2:15.693P		

Weather/Track: Bright / Dry

[www.mstworld.com](http://www.mstworld.com)

Page 4 of 4

Silverstone  
Circuit Length = 1.6390 miles.  
Start: 14:33 End: 14:42

Printed - 14:44 Saturday, 06 November 2010

# The Walter Hayes Trophy - Heat 4

## LAP CHART - RACE 5 - Silverstone 6/7 November 2010

Lap 1			Lap 2			Lap 3			Lap 4			Lap 5		
No	Behind	Laptime	No	Behind	Laptime	No	Behind	Laptime	No	Behind	Laptime	No	Behind	Laptime
3		1:06.857	3		1:04.124	3		1:03.543	3		1:03.557	3		1:03.298
111	1.282	1:08.139	111	1.526	1:04.368	111	1.628	1:03.645	111	1.584	1:03.513	111	1.234	1:02.948
93	1.704	1:08.561	41	2.333	1:04.379	41	2.546	1:03.756	41	2.070	1:03.081	41	1.481	1:02.709
41	2.078	1:08.935	93	2.585	1:05.005	93	3.470	1:04.428	93	4.107	1:04.194	93	5.121	1:04.312
23	2.420	1:09.277	23	3.631	1:05.335	23	5.180	1:05.092	23	6.289	1:04.666	23	7.381	1:04.390
14	4.414	1:11.271	164	1 LAP	2:15.693P	14	9.083	1:05.858	14	11.167	1:05.641	14	12.879	1:05.010
48	5.275	1:12.132	14	6.768	1:06.478	91	9.715	1:05.483	48	12.307	1:05.879	48	13.533	1:04.524
91	5.765	1:12.622	91	7.775	1:06.134	54	9.795	1:05.288	91	12.574	1:06.416	91	14.112	1:04.836
54	6.197	1:13.054	54	8.050	1:05.977	48	9.985	1:05.383	151	14.168	1:05.541	151	16.771	1:05.901
25	7.420	1:14.277	48	8.145	1:06.994	151	12.184	1:05.597	127	14.635	1:05.322	127	16.866	1:05.529
151	7.990	1:14.847	151	10.130	1:06.264	127	12.870	1:05.771	107	16.257	1:05.615	107	18.366	1:05.407
127	8.509	1:15.366	25	10.284	1:06.988	25	13.883	1:07.142	25	17.057	1:06.731	25	19.808	1:06.049
107	8.673	1:15.530	127	10.642	1:06.257	107	14.199	1:06.426	45	22.237	1:07.957	45	26.538	1:07.599
100	9.318	1:16.175	107	11.316	1:06.767	45	17.837	1:07.638	100	23.935	1:08.848	100	29.051	1:08.414
45	9.774	1:16.631	45	13.742	1:08.092	100	18.644	1:08.132	55	28.591	1:09.773	54	32.521	1:05.002
55	11.409	1:18.266	100	14.055	1:08.861	55	22.375	1:09.417	80	28.788	1:09.245	55	35.014	1:09.721
80	11.678	1:18.535	55	16.501	1:09.216	80	23.100	1:08.817	54	30.817	1:24.579	80	35.333	1:09.843
78	17.701	1:24.558	80	17.826	1:10.272									
			78	32.739	1:19.162P									

Weather/Track: Bright / Dry

www.mstworld.com

Page 1 of 2

Silverstone  
Circuit Length = 1.6390 miles.  
Start: 14:33 End: 14:42

Printed - 14:43 Saturday, 06 November 2010

# The Walter Hayes Trophy - Heat 4

## LAP CHART - RACE 5 - Silverstone 6/7 November 2010

(contd.)

Lap 6			Lap 7			Lap 8			Lap 9			Lap 10		
No	Behind	Laptime	No	Behind	Laptime	No	Behind	Laptime	No	Behind	Laptime	No	Behind	Laptime
3		1:03.456	3		1:03.527	3		1:03.413						
41	1.715	1:03.690	41	2.053	1:03.865	41	2.103	1:03.463						
111	1.839	1:04.061	111	2.351	1:04.039	111	2.256	1:03.318						
93	6.137	1:04.472	93	7.163	1:04.553	93	8.520	1:04.770						
23	8.485	1:04.560	23	9.086	1:04.128	23	9.676	1:04.003						
91	16.797	1:06.141	91	19.002	1:05.732	91	21.854	1:06.265						
48	16.927	1:06.850	48	19.080	1:05.680	151	23.372	1:05.639						
151	19.456	1:06.141	151	21.146	1:05.217	127	23.489	1:05.500						
127	19.561	1:06.151	127	21.402	1:05.368	107	23.723	1:05.456						
107	19.989	1:05.079	107	21.680	1:05.218	25	29.290	1:06.410						
25	23.449	1:07.097	25	26.293	1:06.371	54	37.208	1:04.735						
45	31.438	1:08.356	54	35.886	1:04.726	45	40.724	1:07.771						
100	33.829	1:08.234	45	36.366	1:08.455	14	41.129	1:05.584						
54	34.687	1:05.622	100	38.522	1:08.220	100	43.591	1:08.482						
14	36.823	1:27.400	14	38.958	1:05.662	55	50.994	1:08.702						
55	40.420	1:08.862	55	45.705	1:08.812	80	51.510	1:08.719						
80	41.133	1:09.256	80	46.204	1:08.598									

Weather/Track: Bright / Dry

www.mstworld.com

Page 2 of 2

Silverstone  
Circuit Length = 1.6390 miles.  
Start: 14:33 End: 14:42

Printed - 14:43 Saturday, 06 November 2010

## The Walter Hayes Trophy - Heat 5

### RACE 6 CLASSIFICATION - Silverstone 6/7 November 2010

POS	NO	CL	DRIVER	NAT	CAR	TIME	LAPS	GAP	MPH	BEST
1	27		Ivor MCCULLOUGH		Van Diemen RF00	8:32.577	8		91.57	1:03.113
2	68		Adrian CAMPFIELD		Spectrum 011C	8:32.859	8	0.282	91.52	1:03.112
3	44		Michael VERGERS		Reynard FF88	8:33.253	8	0.676	91.45	1:03.000
4	28		Chris CHISNALL		Van Diemen RF00	8:40.857	8	8.280	90.11	1:04.391
5	94		Derek DALY		Van Diemen RF93	8:46.869	8	14.292	89.08	1:04.540
6	43		Luke COOPER		Swift SC92	8:47.199	8	14.622	89.03	1:04.505
7	144		David QUINN		Van Diemen RF99	8:47.236	8	14.659	89.02	1:04.802
8	15		David MCARTHUR		Van Diemen DP08	8:47.689	8	15.112	88.94	1:04.644
9	52		Dan FOX		Van Diemen RF03	8:55.617	8	23.040	87.63	1:05.885
10	51		Chris STONES		Van Diemen RF88	9:08.248	8	35.671	85.61	1:05.924
11	36		Peter BOOKER		Swift SC95	9:13.222	8	40.645	84.84	1:06.437
12	98		Frank BRADLEY		Ray GR095	9:13.843	8	41.266	84.74	1:07.015
13	76		Simon TOYNE		Lola T200	9:14.044	8	41.467	84.71	1:05.507
14	117		Andrew MACGREGOR		Van Diemen RF86	9:14.513	8	41.936	84.64	1:07.264
15	17		James WOOD		Mondiale M88S	9:15.285	8	42.708	84.52	1:06.670
16	49		Andrew SMITH		Van Diemen FA73	9:15.457	8	42.880	84.50	1:06.597
17	38		Andrew THOMAS		Reynard 89FF	9:30.846	8	58.269	82.22	1:06.382
NOT CLASSIFIED										
	61		Kevin DONNELLY		Van Diemen RF88	4:45.516	4	D.N.F.	81.73	1:05.991
	79		Will SCHRYVER		Ray GRS 09	2:47.008	2	D.N.F.	69.06	1:10.980
	18		Klaus-dieter HACKEL		Van Diemen RF92		0	D.N.F.	N/A	
FASTEST LAP										
	44		Michael VERGERS		Reynard FF88	1:03.000	8	93.65mph	150.72kph	

Weather/Track: Bright / Dry

Silverstone  
Circuit Length = 1.6390 miles.  
Start: 14:53 End: 15:01

Clerk of the Course:	Timekeeper:
----------------------	-------------



**The Walter Hayes Trophy - Heat 5**  
**LAP ANALYSIS - RACE 6 - Silverstone 6/7 November 2010**

<b>15</b>	<b>David MCARTHUR</b>	Van Diemen DP08
1 -	1:11.934	6 - 1:05.025
2 -	1:05.855	7 - 1:04.709
3 -	1:04.826	8 - 1:05.923
4 -	<b>1:04.644</b>	
5 -	1:04.773	
<b>17</b>	<b>James WOOD</b>	Mondiale M88S
1 -	1:17.190	6 - 1:08.105
2 -	1:09.993	7 - 1:07.588
3 -	1:09.040	8 - <b>1:06.670</b>
4 -	1:08.179	
5 -	1:08.520	
<b>18</b>	<b>Klaus-dieter HACKEL</b>	Van Diemen RF92
<b>27</b>	<b>Ivor MCCULLOUGH</b>	Van Diemen RF00
1 -	1:07.549	6 - 1:03.300
2 -	1:04.090	7 - 1:03.276
3 -	1:03.603	8 - <b>1:03.113</b>
4 -	1:03.509	
5 -	1:04.137	
<b>28</b>	<b>Chris CHISNALL</b>	Van Diemen RF00
1 -	1:09.308	6 - 1:04.463
2 -	<b>1:04.391</b>	7 - 1:04.397
3 -	1:04.423	8 - 1:04.499
4 -	1:04.640	
5 -	1:04.736	
<b>36</b>	<b>Peter BOOKER</b>	Swift SC95
1 -	1:24.765	6 - 1:07.420
2 -	<b>1:06.437</b>	7 - 1:06.802
3 -	1:06.925	8 - 1:07.160
4 -	1:06.794	
5 -	1:06.919	

Weather/Track: Bright / Dry

**The Walter Hayes Trophy - Heat 5**  
**LAP ANALYSIS - RACE 6 - Silverstone 6/7 November 2010**  
 (contd.)

<b>38</b>	<b>Andrew THOMAS</b>	Reynard 89FF
1 -	1:22.218	6 - <b>1:06.382</b>
2 -	1:06.707	7 - 1:06.717
3 -	1:27.075	8 - 1:06.650
4 -	1:08.081	
5 -	1:07.016	
<b>43</b>	<b>Luke COOPER</b>	Swift SC92
1 -	1:11.321	6 - 1:05.235
2 -	1:05.198	7 - 1:05.390
3 -	<b>1:04.505</b>	8 - 1:05.692
4 -	1:04.524	
5 -	1:05.334	
<b>44</b>	<b>Michael VERGERS</b>	Reynard FF88
1 -	1:08.734	6 - 1:03.915
2 -	1:03.800	7 - 1:03.276
3 -	1:03.524	8 - <b>1:03.000</b>
4 -	1:03.556	
5 -	1:03.448	
<b>49</b>	<b>Andrew SMITH</b>	Van Diemen FA73
1 -	1:21.146	6 - 1:08.394
2 -	1:08.562	7 - 1:07.066
3 -	1:08.834	8 - <b>1:06.597</b>
4 -	1:07.433	
5 -	1:07.425	
<b>51</b>	<b>Chris STONES</b>	Van Diemen RF88
1 -	1:20.391	6 - 1:07.096
2 -	1:07.056	7 - 1:06.026
3 -	1:07.802	8 - <b>1:05.924</b>
4 -	1:07.261	
5 -	1:06.692	
<b>52</b>	<b>Dan FOX</b>	Van Diemen RF03
1 -	1:12.452	6 - 1:06.546
2 -	1:06.277	7 - 1:06.110
3 -	1:05.981	8 - 1:06.234
4 -	<b>1:05.885</b>	
5 -	1:06.132	

Weather/Track: Bright / Dry

**The Walter Hayes Trophy - Heat 5**  
**LAP ANALYSIS - RACE 6 - Silverstone 6/7 November 2010**  
 (contd.)

<b>61</b>	<b>Kevin DONNELLY</b>	Van Diemen RF88
1 - 1:27.144 2 - <b>1:05.991</b> 3 - 1:06.156 4 - 1:06.225		
<b>68</b>	<b>Adrian CAMPFIELD</b>	Spectrum 011C
1 - 1:08.538    6 - 1:03.649 2 - 1:03.639    7 - <b>1:03.112</b> 3 - 1:03.348    8 - 1:03.151 4 - 1:03.150 5 - 1:04.272		
<b>76</b>	<b>Simon TOYNE</b>	Lola T200
1 - 1:26.798    6 - 1:08.165 2 - 1:07.659    7 - 1:06.049 3 - 1:06.230    8 - 1:06.861 4 - <b>1:05.507</b> 5 - 1:06.775		
<b>79</b>	<b>Will SCHRYVER</b>	Ray GRS 09
1 - <b>1:10.980</b> 2 - 1:36.028P		
<b>94</b>	<b>Derek DALY</b>	Van Diemen RF93
1 - 1:10.675    6 - 1:05.156 2 - 1:05.414    7 - 1:05.268 3 - 1:05.085    8 - 1:05.732 4 - 1:04.999 5 - <b>1:04.540</b>		
<b>98</b>	<b>Frank BRADLEY</b>	Ray GR095
1 - 1:18.010    6 - 1:07.900 2 - 1:08.724    7 - 1:07.735 3 - 1:08.261    8 - <b>1:07.015</b> 4 - 1:08.538 5 - 1:07.660		

Weather/Track: Bright / Dry

# The Walter Hayes Trophy - Heat 5

## LAP ANALYSIS - RACE 6 - Silverstone 6/7 November 2010

(contd.)

<b>117</b>	<b>Andrew MACGREGOR</b>	Van Diemen RF86
1 - 1:17.043	6 - 1:07.797	
2 - 1:10.250	7 - 1:07.278	
3 - 1:09.161	8 - 1:07.428	
4 - <b>1:07.264</b>		
5 - 1:08.292		
<b>144</b>	<b>David QUINN</b>	Van Diemen RF99
1 - 1:10.422	6 - 1:05.193	
2 - 1:05.133	7 - 1:05.366	
3 - 1:05.260	8 - 1:06.220	
4 - 1:04.840		
5 - <b>1:04.802</b>		

Weather/Track: Bright / Dry

[www.mstworld.com](http://www.mstworld.com)

Page 4 of 4

Silverstone  
Circuit Length = 1.6390 miles.  
Start: 14:53 End: 15:01

Printed - 15:04 Saturday, 06 November 2010

**The Walter Hayes Trophy - Heat 5**  
**LAP CHART - RACE 6 - Silverstone 6/7 November 2010**

Lap 1			Lap 2			Lap 3			Lap 4			Lap 5		
No	Behind	Laptime	No	Behind	Laptime	No	Behind	Laptime	No	Behind	Laptime	No	Behind	Laptime
27		1:07.549	27		1:04.090	27		1:03.603	68		1:03.150	27		1:04.137
68	0.989	1:08.538	68	0.538	1:03.639	68	0.283	1:03.348	27	0.076	1:03.509	68	0.059	1:04.272
44	1.185	1:08.734	44	0.895	1:03.800	44	0.816	1:03.524	44	0.939	1:03.556	44	0.174	1:03.448
28	1.759	1:09.308	28	2.060	1:04.391	28	2.880	1:04.423	28	4.087	1:04.640	28	4.610	1:04.736
144	2.873	1:10.422	144	3.916	1:05.133	144	5.573	1:05.260	43	6.873	1:04.524	144	7.569	1:04.802
94	3.126	1:10.675	94	4.450	1:05.414	43	5.782	1:04.505	144	6.980	1:04.840	94	7.825	1:04.540
79	3.431	1:10.980	43	4.880	1:05.198	94	5.932	1:05.085	94	7.498	1:04.999	43	7.994	1:05.334
43	3.772	1:11.321	15	6.150	1:05.855	15	7.373	1:04.826	15	8.584	1:04.644	15	9.144	1:04.773
15	4.385	1:11.934	52	7.090	1:06.277	52	9.468	1:05.981	52	11.920	1:05.885	52	13.839	1:06.132
52	4.903	1:12.452	98	15.095	1:08.724	98	19.753	1:08.261	51	23.835	1:07.261	51	26.314	1:06.692
117	9.494	1:17.043	17	15.544	1:09.993	51	20.007	1:07.802	98	24.858	1:08.538	98	28.305	1:07.660
17	9.641	1:17.190	117	15.654	1:10.250	17	20.981	1:09.040	117	25.043	1:07.264	36	28.952	1:06.919
98	10.461	1:18.010	51	15.808	1:07.056	117	21.212	1:09.161	17	25.727	1:08.179	117	29.122	1:08.292
51	12.842	1:20.391	38	17.286	1:06.707	36	22.885	1:06.925	36	26.246	1:06.794	17	30.034	1:08.520
49	13.597	1:21.146	49	18.069	1:08.562	49	23.300	1:08.834	61	26.841	1:06.225	76	30.081	1:06.775
38	14.669	1:22.218	36	19.563	1:06.437	61	24.049	1:06.156	49	27.300	1:07.433	49	30.512	1:07.425
36	17.216	1:24.765	61	21.496	1:05.991	76	25.445	1:06.230	76	27.519	1:05.507	38	48.209	1:07.016
76	19.249	1:26.798	76	22.818	1:07.659	38	40.758	1:27.075	38	45.406	1:08.081			
61	19.595	1:27.144	79	35.369	1:36.028P									

Weather/Track: Bright / Dry

# The Walter Hayes Trophy - Heat 5

## LAP CHART - RACE 6 - Silverstone 6/7 November 2010

(contd.)

Lap 6			Lap 7			Lap 8			Lap 9			Lap 10		
No	Behind	Laptime	No	Behind	Laptime	No	Behind	Laptime	No	Behind	Laptime	No	Behind	Laptime
27		1:03.300	27		1:03.276	27		1:03.113						
68	0.408	1:03.649	68	0.244	1:03.112	68	0.282	1:03.151						
44	0.789	1:03.915	44	0.789	1:03.276	44	0.676	1:03.000						
28	5.773	1:04.463	28	6.894	1:04.397	28	8.280	1:04.499						
144	9.462	1:05.193	144	11.552	1:05.366	94	14.292	1:05.732						
94	9.681	1:05.156	94	11.673	1:05.268	43	14.622	1:05.692						
43	9.929	1:05.235	43	12.043	1:05.390	144	14.659	1:06.220						
15	10.869	1:05.025	15	12.302	1:04.709	15	15.112	1:05.923						
52	17.085	1:06.546	52	19.919	1:06.110	52	23.040	1:06.234						
51	30.110	1:07.096	51	32.860	1:06.026	51	35.671	1:05.924						
98	32.905	1:07.900	36	36.598	1:06.802	36	40.645	1:07.160						
36	33.072	1:07.420	98	37.364	1:07.735	98	41.266	1:07.015						
117	33.619	1:07.797	117	37.621	1:07.278	76	41.467	1:06.861						
17	34.839	1:08.105	76	37.719	1:06.049	117	41.936	1:07.428						
76	34.946	1:08.165	17	39.151	1:07.588	17	42.708	1:06.670						
49	35.606	1:08.394	49	39.396	1:07.066	49	42.880	1:06.597						
38	51.291	1:06.382	38	54.732	1:06.717	38	58.269	1:06.650						

Weather/Track: Bright / Dry

www.mstworld.com

Page 2 of 2

Silverstone  
Circuit Length = 1.6390 miles.  
Start: 14:53 End: 15:01

Printed - 15:03 Saturday, 06 November 2010

## The Walter Hayes Trophy - Heat 6

### RACE 8 CLASSIFICATION - Silverstone 6/7 November 2010

POS	NO	CL	DRIVER	NAT	CAR	TIME	LAPS	GAP	MPH	BEST
1	4		Wayne BOYD		Van Diemen LA10	8:29.836	8		92.06	1:02.767
2	81		Josh FISHER		Van Diemen RF05	8:30.905	8	1.069	91.87	1:03.054
3	21		Felix SERRALLES		Ray GRS08	8:31.097	8	1.261	91.83	1:02.796
4	29		Stuart GOUGH		Ray GRS07	8:31.295	8	1.459	91.80	1:02.917
5	70		Matt RIVETT		Mygale SJ00	8:37.327	8	7.491	90.72	1:03.535
6	60		Jonathan MCMULLAN		Van Diemen RF92	8:37.507	8	7.671	90.69	1:03.595
7	74		Oliver BULL		Swift SC92F	8:39.062	8	9.226	90.42	1:03.817
8	169		Stuart KESTENBAUM		Reynard 89FF	8:44.630	8	14.794	89.46	1:04.535
9	147		Austin KIMBERLEY		Van Diemen RF03	8:47.907	8	18.071	88.91	1:04.446
10	56		Jon DAVIS		Van Diemen RF92	8:50.123	8	20.287	88.53	1:04.484
11	20		Phil GYNN		Jamun M92	8:55.578	8	25.742	87.63	1:05.771
12	34		Andrew XAVIER		Van Diemen RF87	8:55.680	8	25.844	87.62	1:04.740
13	8		Michael BRADLEY		Van Diemen RF00	9:00.933	8	31.097	86.77	1:04.864
14	102		Scott MCGARRITY		Van Diemen RF92	9:01.233	8	31.397	86.72	1:04.158
15	53		Matt GREEN		Mygale SJ02	9:09.821	8	39.985	85.36	1:07.121
16	69		Dave LOWE		Lotus 69	9:10.821	8	40.985	85.21	1:07.702
17	11		Paul RIEMENS		Reynard 89FF	9:13.945	8	44.109	84.73	1:06.488
NOT CLASSIFIED										
	19		Chris PORRITT		Royale RP24	3:28.194	3	D.N.F.	83.74	1:06.771
FASTEST LAP										
	4		Wayne BOYD		Van Diemen LA10	1:02.767	8	94.00mph	151.28kph	

Weather/Track: Cloud / Dry

Silverstone  
Circuit Length = 1.6390 miles.  
Start: 16:00 End: 16:08

Clerk of the Course:		Timekeeper:
----------------------	--	-------------

**The Walter Hayes Trophy - Heat 6**  
**LAP ANALYSIS - RACE 8 - Silverstone 6/7 November 2010**

<b>4</b>	<b>Wayne BOYD</b>	Van Diemen LA10
1 -	1:07.794	6 - 1:03.029
2 -	1:03.322	7 - 1:03.123
3 -	1:03.182	8 - <b>1:02.767</b>
4 -	1:03.308	
5 -	1:03.311	
<b>8</b>	<b>Michael BRADLEY</b>	Van Diemen RF00
1 -	1:11.825	6 - <b>1:04.864</b>
2 -	1:05.402	7 - 1:13.671
3 -	1:05.931	8 - 1:07.724
4 -	1:05.735	
5 -	1:05.781	
<b>11</b>	<b>Paul RIEMENS</b>	Reynard 89FF
1 -	1:17.627	6 - <b>1:06.488</b>
2 -	1:08.237	7 - 1:08.647
3 -	1:08.894	8 - 1:08.065
4 -	1:08.280	
5 -	1:07.707	
<b>19</b>	<b>Chris PORRITT</b>	Royale RP24
1 -	1:14.453	
2 -	<b>1:06.771</b>	
3 -	1:06.970	
<b>20</b>	<b>Phil GYNN</b>	Jamun M92
1 -	1:12.951	6 - 1:05.829
2 -	1:06.806	7 - 1:06.280
3 -	1:05.819	8 - 1:06.269
4 -	<b>1:05.771</b>	
5 -	1:05.853	
<b>21</b>	<b>Felix SERRALLES</b>	Ray GRS08
1 -	1:08.801	6 - 1:03.640
2 -	1:03.765	7 - 1:02.905
3 -	1:03.088	8 - 1:03.093
4 -	1:03.009	
5 -	<b>1:02.796</b>	

Weather/Track: Cloud / Dry



**The Walter Hayes Trophy - Heat 6**  
**LAP ANALYSIS - RACE 8 - Silverstone 6/7 November 2010**  
 (contd.)

<b>29</b>	<b>Stuart GOUGH</b>	Ray GRS07
1 -	1:08.967	6 - 1:03.071
2 -	1:03.299	7 - 1:03.666
3 -	1:03.133	8 - 1:03.237
4 -	<b>1:02.917</b>	
5 -	1:03.005	
<b>34</b>	<b>Andrew XAVIER</b>	Van Diemen RF87
1 -	1:10.301	6 - 1:05.051
2 -	1:05.128	7 - 1:05.145
3 -	<b>1:04.740</b>	8 - 1:14.817
4 -	1:04.961	
5 -	1:05.537	
<b>53</b>	<b>Matt GREEN</b>	Mygale SJ02
1 -	1:14.726	6 - 1:07.581
2 -	1:07.708	7 - <b>1:07.121</b>
3 -	1:08.347	8 - 1:07.182
4 -	1:09.493	
5 -	1:07.663	
<b>56</b>	<b>Jon DAVIS</b>	Van Diemen RF92
1 -	1:11.262	6 - 1:04.642
2 -	1:05.329	7 - 1:05.147
3 -	1:04.629	8 - 1:09.128
4 -	<b>1:04.484</b>	
5 -	1:05.502	
<b>60</b>	<b>Jonathan MCMULLAN</b>	Van Diemen RF92
1 -	1:09.524	6 - 1:04.217
2 -	1:04.041	7 - 1:04.106
3 -	1:03.895	8 - 1:04.331
4 -	<b>1:03.595</b>	
5 -	1:03.798	
<b>69</b>	<b>Dave LOWE</b>	Lotus 69
1 -	1:15.289	6 - 1:07.714
2 -	<b>1:07.702</b>	7 - 1:07.849
3 -	1:07.897	8 - 1:07.895
4 -	1:08.681	
5 -	1:07.794	

Weather/Track: Cloud / Dry

**The Walter Hayes Trophy - Heat 6**  
**LAP ANALYSIS - RACE 8 - Silverstone 6/7 November 2010**  
 (contd.)

<b>70</b>	<b>Matt RIVETT</b>	Mygale SJ00
1 -	1:08.874	6 - 1:04.080
2 -	1:04.409	7 - 1:04.312
3 -	1:03.950	8 - 1:04.047
4 -	1:04.120	
5 -	<b>1:03.535</b>	
<b>74</b>	<b>Oliver BULL</b>	Swift SC92F
1 -	1:09.880	6 - 1:04.384
2 -	1:04.357	7 - <b>1:03.817</b>
3 -	1:04.222	8 - 1:04.249
4 -	1:03.870	
5 -	1:04.283	
<b>81</b>	<b>Josh FISHER</b>	Van Diemen RF05
1 -	1:07.928	6 - <b>1:03.054</b>
2 -	1:03.520	7 - 1:03.514
3 -	1:03.084	8 - 1:03.279
4 -	1:03.165	
5 -	1:03.361	
<b>102</b>	<b>Scott MCGARRITY</b>	Van Diemen RF92
1 -	1:23.635	6 - <b>1:04.158</b>
2 -	1:05.254	7 - 1:06.592
3 -	1:04.420	8 - 1:07.878
4 -	1:05.043	
5 -	1:04.253	
<b>147</b>	<b>Austin KIMBERLEY</b>	Van Diemen RF03
1 -	1:13.051	6 - 1:04.722
2 -	1:05.529	7 - 1:04.683
3 -	1:04.951	8 - <b>1:04.446</b>
4 -	1:05.409	
5 -	1:05.116	
<b>169</b>	<b>Stuart KESTENBAUM</b>	Reynard 89FF
1 -	1:10.482	6 - 1:05.171
2 -	1:05.310	7 - <b>1:04.535</b>
3 -	1:04.821	8 - 1:04.615
4 -	1:04.630	
5 -	1:05.066	

Weather/Track: Cloud / Dry

# The Walter Hayes Trophy - Heat 6

## LAP CHART - RACE 8 - Silverstone 6/7 November 2010

Lap 1			Lap 2			Lap 3			Lap 4			Lap 5		
No	Behind	Laptime	No	Behind	Laptime	No	Behind	Laptime	No	Behind	Laptime	No	Behind	Laptime
4		1:07.794	4		1:03.322	4		1:03.182	4		1:03.308	4		1:03.311
81	0.134	1:07.928	81	0.332	1:03.520	81	0.234	1:03.084	81	0.091	1:03.165	81	0.141	1:03.361
21	1.007	1:08.801	29	1.150	1:03.299	29	1.101	1:03.133	29	0.710	1:02.917	29	0.404	1:03.005
70	1.080	1:08.874	21	1.450	1:03.765	21	1.356	1:03.088	21	1.057	1:03.009	21	0.542	1:02.796
29	1.173	1:08.967	70	2.167	1:04.409	70	2.935	1:03.950	60	3.449	1:03.595	60	3.936	1:03.798
60	1.730	1:09.524	60	2.449	1:04.041	60	3.162	1:03.895	70	3.747	1:04.120	70	3.971	1:03.535
74	2.086	1:09.880	74	3.121	1:04.357	74	4.161	1:04.222	74	4.723	1:03.870	74	5.695	1:04.283
34	2.507	1:10.301	34	4.313	1:05.128	34	5.871	1:04.740	34	7.524	1:04.961	169	9.392	1:05.066
169	2.688	1:10.482	169	4.676	1:05.310	169	6.315	1:04.821	169	7.637	1:04.630	34	9.750	1:05.537
56	3.468	1:11.262	56	5.475	1:05.329	56	6.922	1:04.629	56	8.098	1:04.484	56	10.289	1:05.502
8	4.031	1:11.825	8	6.111	1:05.402	8	8.860	1:05.931	8	11.287	1:05.735	147	13.139	1:05.116
20	5.157	1:12.951	147	7.464	1:05.529	147	9.233	1:04.951	147	11.334	1:05.409	8	13.757	1:05.781
147	5.257	1:13.051	20	8.641	1:06.806	20	11.278	1:05.819	20	13.741	1:05.771	20	16.283	1:05.853
19	6.659	1:14.453	19	10.108	1:06.771	19	13.896	1:06.970	102	20.746	1:05.043	102	21.688	1:04.253
53	6.932	1:14.726	53	11.318	1:07.708	53	16.483	1:08.347	69	21.963	1:08.681	69	26.446	1:07.794
69	7.495	1:15.289	69	11.875	1:07.702	69	16.590	1:07.897	53	22.668	1:09.493	53	27.020	1:07.663
11	9.833	1:17.627	11	14.748	1:08.237	102	19.011	1:04.420	11	25.432	1:08.280	11	29.828	1:07.707
102	15.841	1:23.635	102	17.773	1:05.254	11	20.460	1:08.894						

Weather/Track: Cloud / Dry

www.mstworld.com

Page 1 of 2

Silverstone  
Circuit Length = 1.6390 miles.  
Start: 16:00 End: 16:08

Printed - 16:10 Saturday, 06 November 2010

# The Walter Hayes Trophy - Heat 6

## LAP CHART - RACE 8 - Silverstone 6/7 November 2010

(contd.)

Lap 6			Lap 7			Lap 8			Lap 9			Lap 10		
No	Behind	Laptime	No	Behind	Laptime	No	Behind	Laptime	No	Behind	Laptime	No	Behind	Laptime
4		1:03.029	4		1:03.123	4		1:02.767						
81	0.166	1:03.054	81	0.557	1:03.514	81	1.069	1:03.279						
29	0.446	1:03.071	21	0.935	1:02.905	21	1.261	1:03.093						
21	1.153	1:03.640	29	0.989	1:03.666	29	1.459	1:03.237						
70	5.022	1:04.080	60	6.107	1:04.106	70	7.491	1:04.047						
60	5.124	1:04.217	70	6.211	1:04.312	60	7.671	1:04.331						
74	7.050	1:04.384	74	7.744	1:03.817	74	9.226	1:04.249						
169	11.534	1:05.171	169	12.946	1:04.535	169	14.794	1:04.615						
34	11.772	1:05.051	34	13.794	1:05.145	147	18.071	1:04.446						
56	11.902	1:04.642	56	13.926	1:05.147	56	20.287	1:09.128						
147	14.832	1:04.722	147	16.392	1:04.683	20	25.742	1:06.269						
8	15.592	1:04.864	20	22.240	1:06.280	34	25.844	1:14.817						
20	19.083	1:05.829	8	26.140	1:13.671	8	31.097	1:07.724						
102	22.817	1:04.158	102	26.286	1:06.592	102	31.397	1:07.878						
69	31.131	1:07.714	53	35.570	1:07.121	53	39.985	1:07.182						
53	31.572	1:07.581	69	35.857	1:07.849	69	40.985	1:07.895						
11	33.287	1:06.488	11	38.811	1:08.647	11	44.109	1:08.065						

Weather/Track: Cloud / Dry

www.mstworld.com

Page 2 of 2


Silverstone  
Circuit Length = 1.6390 miles.  
Start: 16:00 End: 16:08

Printed - 16:10 Saturday, 06 November 2010

# The Walter Hayes Trophy

## GRID FOR PROGRESSION RACE 9 - AMENDED - Walter Hayes Trophy - Silverstone 6/7 November

ROW 10	40 STEWART	146 PIERACCINI
ROW 9	67 NASH	46 WAALEWIJN
ROW 8	18 HACKEL	90 BARNETT
ROW 7	164 GARDNER	79 SCHRYVER
ROW 6	78 MOORE	19 PORRITT
ROW 5	72 DEMPSEY	2 FISHER
ROW 4	61 DONNELLY	10 BLIJLEVEN
ROW 3	88 BOYACK	192 YORK
ROW 2	97 WALKER	38 THOMAS
ROW 1	73 FRYER	11 RIEMENS
		POLE



Car 40 to start at back of grid

Silverstone  
Circuit Length = 1.6390 miles.

Clerk of the Course:

Timekeeper:

## The Walter Hayes Trophy

### RACE 9 CLASSIFICATION - Silverstone 6/7 November 2010

POS	NO	CL	DRIVER	NAT	CAR	TIME	LAPS	GAP	MPH	BEST
1	72		<b>Morgan DEMPSEY</b>		Van Diemen LA10	8:37.139	8		90.76	1:03.426
2	2		<b>Felix FISHER</b>		Van Diemen RF00	8:37.447	8	0.308	90.70	1:03.091
3	78		<b>Edward MOORE</b>		Ray GR11	8:45.471	8	8.332	89.32	1:04.173
4	90		<b>Josh BARNETT</b>		Van Diemen RF00	8:45.534	8	8.395	89.31	1:03.685
5	40		<b>Mike STEWART</b>		Van Diemen RF86	9:02.765	8	25.626	86.47	1:06.272
6	38		<b>Andrew THOMAS</b>		Reynard 89FF	9:03.404	8	26.265	86.37	1:05.334
7	46		<b>Ed WAALEWIJN</b>		Van Diemen RF88	9:12.257	8	35.118	84.99	1:07.097
8	19		<b>Chris PORRITT</b>		Royale RP24	9:13.506	8	36.367	84.79	1:07.563
9	67		<b>Jon NASH</b>		Van Diemen RF80	9:13.807	8	36.668	84.75	1:07.074
10	11		<b>Paul RIEMENS</b>		Reynard 89FF	9:13.953	8	36.814	84.73	1:07.484
11	18		<b>Klaus-dieter HACKEL</b>		Van Diemen RF92	9:17.413	8	40.274	84.20	1:06.135
12	73		<b>Henry FRYER</b>		Spectrum 011C	9:26.658	8	49.519	82.83	1:05.895
13	97		<b>Philip WALKER</b>		Crossle 16F	9:47.056	8	1:09.917	79.95	1:10.551
14	88		<b>Don BOYACK</b>		Van Diemen RF88	8:39.561	7	1 LAP	78.98	1:11.142
15	192		<b>Graham YORK</b>		Swift SCRF	8:44.644	7	1 LAP	78.21	1:08.948

#### NOT CLASSIFIED

32			<b>Jamie BRASHAW</b>		Merlyn 11A	2:23.307	2	D.N.F.	80.48	1:08.485
10			<b>Jaap BLIJLEVEN</b>		Reynard 88FF	2:35.167	2	D.N.F.	74.33	1:19.806
61			<b>Kevin DONNELLY</b>		Van Diemen RF88	1:53.955	1	D.N.F.	49.44	
79			<b>Will SCHRYVER</b>		Ray GRS 09		0	D.N.F.	N/A	

#### FASTEST LAP

2			<b>Felix FISHER</b>		Van Diemen RF00	1:03.091	6	93.52mph	150.50kph	
---	--	--	---------------------	--	-----------------	----------	---	----------	-----------	--

Weather/Track: Bright / Dry

Silverstone  
Circuit Length = 1.6390 miles.  
Start: 10:25 End: 10:33

Clerk of the Course:		Timekeeper:
----------------------	--	-------------

# The Walter Hayes Trophy

## LAP ANALYSIS - RACE 9 - Silverstone 6/7 November 2010

<b>2</b>	<b>Felix FISHER</b>	Van Diemen RF00
1 - 1:11.042	6 - <b>1:03.091</b>	
2 - 1:05.146	7 - 1:03.497	
3 - 1:03.570	8 - 1:04.309	
4 - 1:03.513		
5 - 1:03.279		
<b>10</b>	<b>Jaap BLIJLEVEN</b>	Reynard 88FF
1 - <b>1:19.806</b>		
2 - 1:15.361P		
<b>11</b>	<b>Paul RIEMENS</b>	Reynard 89FF
1 - 1:14.137	6 - 1:08.015	
2 - 1:10.057	7 - <b>1:07.484</b>	
3 - 1:08.460	8 - 1:07.706	
4 - 1:08.265		
5 - 1:09.829		
<b>18</b>	<b>Klaus-dieter HACKEL</b>	Van Diemen RF92
1 - 1:26.095	6 - 1:06.669	
2 - 1:07.820	7 - 1:06.438	
3 - 1:07.788	8 - <b>1:06.135</b>	
4 - 1:08.323		
5 - 1:08.145		
<b>19</b>	<b>Chris PORRITT</b>	Royale RP24
1 - 1:17.159	6 - 1:08.018	
2 - <b>1:07.563</b>	7 - 1:07.639	
3 - 1:08.255	8 - 1:08.059	
4 - 1:08.604		
5 - 1:08.209		
<b>32</b>	<b>Jamie BRASHAW</b>	Merlyn 11A
1 - 1:14.822		
2 - <b>1:08.485</b>		

Weather/Track: Bright / Dry

# The Walter Hayes Trophy

## LAP ANALYSIS - RACE 9 - Silverstone 6/7 November 2010

(contd.)

<b>38</b>	<b>Andrew THOMAS</b>	Reynard 89FF
1 - 1:19.262	6 - 1:06.130	
2 - 1:06.526	7 - 1:06.198	
3 - 1:07.038	8 - <b>1:05.334</b>	
4 - 1:06.354		
5 - 1:06.562		
<b>40</b>	<b>Mike STEWART</b>	Van Diemen RF86
1 - 1:14.783	6 - 1:07.361	
2 - 1:06.842	7 - 1:06.874	
3 - <b>1:06.272</b>	8 - 1:06.961	
4 - 1:06.733		
5 - 1:06.939		
<b>46</b>	<b>Ed WAALEWIJN</b>	Van Diemen RF88
1 - 1:17.972	6 - 1:08.147	
2 - 1:07.136	7 - 1:07.678	
3 - 1:08.149	8 - <b>1:07.097</b>	
4 - 1:07.870		
5 - 1:08.208		
<b>61</b>	<b>Kevin DONNELLY</b>	Van Diemen RF88
1 - 1:53.955P		
<b>67</b>	<b>Jon NASH</b>	Van Diemen RF80
1 - 1:17.842	6 - 1:08.020	
2 - 1:09.688	7 - <b>1:07.074</b>	
3 - 1:08.028	8 - 1:07.708	
4 - 1:07.760		
5 - 1:07.687		
<b>72</b>	<b>Morgan DEMPSEY</b>	Van Diemen LA10
1 - 1:10.711	6 - 1:03.469	
2 - 1:04.665	7 - 1:03.588	
3 - 1:03.618	8 - 1:04.076	
4 - <b>1:03.426</b>		
5 - 1:03.586		

Weather/Track: Bright / Dry



# The Walter Hayes Trophy

## LAP ANALYSIS - RACE 9 - Silverstone 6/7 November 2010

(contd.)

<b>73</b>	<b>Henry FRYER</b>	Spectrum 011C
1 - 1:10.902	6 - 1:06.878	
2 - 1:06.874	7 - 1:05.986	
3 - <b>1:05.895</b>	8 - 1:06.230	
4 - 1:06.822		
5 - 1:37.071		
<b>78</b>	<b>Edward MOORE</b>	Ray GR11
1 - 1:11.244	6 - 1:04.973	
2 - 1:05.245	7 - 1:05.021	
3 - <b>1:04.173</b>	8 - 1:05.355	
4 - 1:04.419		
5 - 1:05.041		
<b>79</b>	<b>Will SCHRYVER</b>	Ray GRS 09
<b>88</b>	<b>Don BOYACK</b>	Van Diemen RF88
1 - 1:23.025	6 - <b>1:11.142</b>	
2 - 1:14.122	7 - 1:12.273	
3 - 1:14.713		
4 - 1:12.317		
5 - 1:11.969		
<b>90</b>	<b>Josh BARNETT</b>	Van Diemen RF00
1 - 1:15.680	6 - <b>1:03.685</b>	
2 - 1:06.157	7 - 1:03.780	
3 - 1:04.126	8 - 1:03.724	
4 - 1:04.376		
5 - 1:04.006		
<b>97</b>	<b>Philip WALKER</b>	Crossle 16F
1 - 1:25.319	6 - 1:11.594	
2 - 1:11.996	7 - <b>1:10.551</b>	
3 - 1:11.789	8 - 1:11.128	
4 - 1:12.168		
5 - 1:12.511		

Weather/Track: Bright / Dry

# The Walter Hayes Trophy

## LAP ANALYSIS - RACE 9 - Silverstone 6/7 November 2010

(contd.)

<b>192</b>	<b>Graham YORK</b>	Swift SCRF
1 - 1:36.960	6 - 1:09.972	
2 - 1:18.831	7 - 1:09.527	
3 - 1:10.379		
4 - 1:10.027		
5 - <b>1:08.948</b>		

Weather/Track: Bright / Dry

[www.mstworld.com](http://www.mstworld.com)

Page 4 of 4

Silverstone  
Circuit Length = 1.6390 miles.  
Start: 10:25 End: 10:33

Printed - 10:36 Sunday, 07 November 2010

**The Walter Hayes Trophy**  
**LAP CHART - RACE 9 - Silverstone 6/7 November 2010**

Lap 1			Lap 2			Lap 3			Lap 4			Lap 5		
No	Behind	Laptime	No	Behind	Laptime	No	Behind	Laptime	No	Behind	Laptime	No	Behind	Laptime
72		1:10.711	72		1:04.665	72		1:03.618	72		1:03.426	72		1:03.586
73	0.191	1:10.902	2	0.812	1:05.146	2	0.764	1:03.570	2	0.851	1:03.513	2	0.544	1:03.279
2	0.331	1:11.042	78	1.113	1:05.245	78	1.668	1:04.173	78	2.661	1:04.419	78	4.116	1:05.041
78	0.533	1:11.244	73	2.400	1:06.874	73	4.677	1:05.895	90	7.919	1:04.376	90	8.339	1:04.006
11	3.426	1:14.137	40	6.249	1:06.842	90	6.969	1:04.126	73	8.073	1:06.822	40	15.563	1:06.939
40	4.072	1:14.783	90	6.461	1:06.157	40	8.903	1:06.272	40	12.210	1:06.733	38	19.736	1:06.562
32	4.111	1:14.822	32	7.931	1:08.485	11	13.660	1:08.460	38	16.760	1:06.354	46	23.329	1:08.208
90	4.969	1:15.680	11	8.818	1:10.057	38	13.832	1:07.038	11	18.499	1:08.265	19	23.784	1:08.209
19	6.448	1:17.159	19	9.346	1:07.563	19	13.983	1:08.255	46	18.707	1:07.870	11	24.742	1:09.829
67	7.131	1:17.842	46	9.732	1:07.136	46	14.263	1:08.149	19	19.161	1:08.604	67	24.999	1:07.687
46	7.261	1:17.972	38	10.412	1:06.526	67	16.564	1:08.028	67	20.898	1:07.760	18	32.165	1:08.145
38	8.551	1:19.262	67	12.154	1:09.688	18	22.709	1:07.788	18	27.606	1:08.323	73	41.558	1:37.071
10	9.095	1:19.806	18	18.539	1:07.820	97	30.110	1:11.789	97	38.852	1:12.168	97	47.777	1:12.511
88	12.314	1:23.025	10	19.791	1:15.361P	88	32.866	1:14.713	88	41.757	1:12.317	88	50.140	1:11.969
97	14.608	1:25.319	88	21.771	1:14.122	192	47.176	1:10.379	192	53.777	1:10.027	192	59.139	1:08.948
18	15.384	1:26.095	97	21.939	1:11.996									
192	26.249	1:36.960	192	40.415	1:18.831									
61	43.244	1:53.955P												

Weather/Track: Bright / Dry

# The Walter Hayes Trophy

## LAP CHART - RACE 9 - Silverstone 6/7 November 2010

(contd.)

Lap 6			Lap 7			Lap 8			Lap 9			Lap 10		
No	Behind	Laptime	No	Behind	Laptime	No	Behind	Laptime	No	Behind	Laptime	No	Behind	Laptime
72		1:03.469	72		1:03.588	72		1:04.076						
2	0.166	1:03.091	2	0.075	1:03.497	2	0.308	1:04.309						
78	5.620	1:04.973	192	1 LAP	1:09.972	88	1 LAP	1:12.273						
90	8.555	1:03.685	78	7.053	1:05.021	192	1 LAP	1:09.527						
40	19.455	1:07.361	90	8.747	1:03.780	78	8.332	1:05.355						
38	22.397	1:06.130	40	22.741	1:06.874	90	8.395	1:03.724						
46	28.007	1:08.147	38	25.007	1:06.198	40	25.626	1:06.961						
19	28.333	1:08.018	46	32.097	1:07.678	38	26.265	1:05.334						
11	29.288	1:08.015	19	32.384	1:07.639	46	35.118	1:07.097						
67	29.550	1:08.020	67	33.036	1:07.074	19	36.367	1:08.059						
18	35.365	1:06.669	11	33.184	1:07.484	67	36.668	1:07.708						
73	44.967	1:06.878	18	38.215	1:06.438	11	36.814	1:07.706						
97	55.902	1:11.594	73	47.365	1:05.986	18	40.274	1:06.135						
88	57.813	1:11.142	97	1:02.865	1:10.551	73	49.519	1:06.230						
						97	1:09.917	1:11.128						

Weather/Track: Bright / Dry

www.mstworld.com

Page 2 of 2

Silverstone  
Circuit Length = 1.6390 miles.  
Start: 10:25 End: 10:33

Printed - 10:35 Sunday, 07 November 2010

# The Walter Hayes Trophy

## GRID FOR LAST CHANCE RACE 12 - Walter Hayes Trophy - Silverstone 6/7 November 2010

ROW  
18  
ROW  
17  
ROW  
16  
ROW  
15  
ROW  
14  
ROW  
13  
ROW  
12  
ROW  
11  
ROW  
10  
ROW  
9  
ROW  
8  
ROW  
7  
ROW  
6  
ROW  
5  
ROW  
4  
ROW  
3  
ROW  
2  
ROW  
1

46	WAALEWIJN	38	THOMAS	
	40	STEWART	90	BARNETT
78	MOORE	2	FISHER	
	72	DEMPSEY	63	MACGREGOR
84	BRACEGIRDLE	49	SMITH	
	85	DIGNAN	48	DEAN
69	LOWE	95	ROBERTS	
	31	HAMILTON	17	WOOD
126	POWELL	80	HOULDCROFT	
	53	GREEN	89	KAVANAGH
146	PIERACCINI	117	MACGREGOR	
	50	MCMORRAN	55	SCOTT
102	MCGARRITY	87	HARVEY	
	57	WILD	76	TOYNE
42	BLAKE	14	DOLAN	
	8	BRADLEY	92	WILKINSON
59	ACTON	24	MASON	
	45	WRIGHT	34	XAVIER

POLE

RESERVES: 1st 19, 2nd 67

Silverstone  
Circuit Length = 1.6390 miles.

Clerk of the Course:

Timekeeper:

# The Walter Hayes Trophy

## RACE 12 CLASSIFICATION - Silverstone 6/7 November 2010

POS	NO	CL	DRIVER	NAT	CAR	TIME	LAPS	GAP	MPH	BEST
1	59		Chris ACTON		Ray GRS08	8:42.926	8		89.75	1:03.939
2	72		Morgan DEMPSEY		Van Diemen LA10	8:43.475	8	0.549	89.66	1:03.062
3	102		Scott MCGARRITY		Van Diemen RF92	8:44.466	8	1.540	89.49	1:04.178
4	34		Andrew XAVIER		Van Diemen RF87	8:45.189	8	2.263	89.37	1:04.498
5	24		Paul MASON		Swift SC94	8:46.597	8	3.671	89.13	1:04.721
6	14		Nigel DOLAN		Van Diemen RF86	8:47.113	8	4.187	89.04	1:04.603
7	78		Edward MOORE		Ray GR11	8:47.115	8	4.189	89.04	1:03.984
8	57		David WILD		Lola T204	8:47.576	8	4.650	88.96	1:04.686
9	90		Josh BARNETT		Van Diemen RF00	8:51.145	8	8.219	88.36	1:03.344
10	48		Matthew DEAN		Reynard RF88	8:52.838	8	9.912	88.08	1:04.097
11	76		Simon TOYNE		Lola T200	8:59.108	8	16.182	87.06	1:05.837
12	126		Andy POWELL		Royale RP26	9:06.328	8	23.402	85.91	1:06.798
13	117		Andrew MACGREGOR		Van Diemen RF86	9:06.704	8	23.778	85.85	1:06.893
14	31		Adrian HAMILTON		Ray FF98	9:07.018	8	24.092	85.80	1:06.664
15	50		Paul MCMORRAN		Crossle 25F	9:07.617	8	24.691	85.71	1:06.650
16	45		Colin WRIGHT		Merlyn Mk17	9:08.356	8	25.430	85.59	1:07.119
17	40		Mike STEWART		Van Diemen RF86	9:08.635	8	25.709	85.55	1:05.878
18	38		Andrew THOMAS		Reynard 89FF	9:10.002	8	27.076	85.33	1:05.805
19	92		John WILKINSON		Van Diemen RF86	9:10.637	8	27.711	85.24	1:06.961
20	87		James HARVEY		Van Diemen RF89	9:11.137	8	28.211	85.16	1:05.473
21	17		James WOOD		Mondiale M88S	9:12.860	8	29.934	84.89	1:06.407
22	42		Kieron BLAKE		Van Diemen RF92	9:12.928	8	30.002	84.88	1:05.977
23	49		Andrew SMITH		Van Diemen FA73	9:13.587	8	30.661	84.78	1:07.064
24	146		Martin PIERACCINI		Van Diemen RF90	9:13.652	8	30.726	84.77	1:05.589
25	55		Malcolm SCOTT		Ray GR2000	9:14.514	8	31.588	84.64	1:06.852
26	85		Ryan DIGNAN		Van Diemen RF89	9:15.544	8	32.618	84.48	1:07.011
27	46		Ed WAALEWIJN		Van Diemen RF88	9:20.591	8	37.665	83.72	1:07.318
28	80		Darren HOULDCROFT		Van Diemen RF88	9:24.110	8	41.184	83.20	1:07.438
29	84		Stephen BRACEGIRDLE		Van Diemen RF88	9:24.297	8	41.371	83.17	1:08.032
30	69		Dave LOWE		Lotus 69	9:27.607	8	44.681	82.69	1:07.085
31	95		Steve ROBERTS		Van Diemen RF87	9:38.157	8	55.231	81.18	1:09.849
32	89		Terry KAVANAGH		Van Diemen RF92	9:42.217	8	59.291	80.61	1:08.477
33	63		Roy MACGREGOR		Van Diemen RF85	10:44.093	8	2:01.167	72.87	1:11.280

### NOT CLASSIFIED

2	Felix FISHER	Van Diemen RF00	3:27.962	3	D.N.F.	83.83	1:03.535
8	Michael BRADLEY	Van Diemen RF00	1:50.400	1	D.N.F.	51.03	
53	Matt GREEN	Mygale SJ02		0	D.N.F.	N/A	

### FASTEST LAP

72	Morgan DEMPSEY	Van Diemen LA10	1:03.062	5	93.56mph	150.57kph	
----	----------------	-----------------	----------	---	----------	-----------	--

Weather/Track: Bright / Dry

Silverstone  
Circuit Length = 1.6390 miles.  
Start: 12:21 End: 12:29

Clerk of the Course:	Timekeeper:
----------------------	-------------

# The Walter Hayes Trophy

## LAP ANALYSIS - RACE 12 - Silverstone 6/7 November 2010

<b>2</b>	<b>Felix FISHER</b>	Van Diemen RF00
1 - 1:19.515 2 - <b>1:03.535</b> 3 - 1:04.912		
<b>8</b>	<b>Michael BRADLEY</b>	Van Diemen RF00
1 - 1:50.400P		
<b>14</b>	<b>Nigel DOLAN</b>	Van Diemen RF86
1 - 1:12.366    6 - 1:04.826 2 - 1:05.344    7 - 1:05.146 3 - 1:05.025    8 - 1:04.772 4 - 1:05.031 5 - <b>1:04.603</b>		
<b>17</b>	<b>James WOOD</b>	Mondiale M88S
1 - 1:19.515    6 - 1:08.414 2 - 1:08.744    7 - 1:07.266 3 - 1:07.636    8 - <b>1:06.407</b> 4 - 1:07.203 5 - 1:07.675		
<b>24</b>	<b>Paul MASON</b>	Swift SC94
1 - 1:10.206    6 - 1:05.185 2 - 1:06.171    7 - 1:05.211 3 - 1:05.548    8 - <b>1:04.721</b> 4 - 1:04.732 5 - 1:04.823		
<b>31</b>	<b>Adrian HAMILTON</b>	Ray FF98
1 - 1:16.239    6 - 1:07.824 2 - 1:08.218    7 - 1:06.921 3 - 1:07.071    8 - 1:06.844 4 - <b>1:06.664</b> 5 - 1:07.237		

Weather/Track: Bright / Dry

# The Walter Hayes Trophy

## LAP ANALYSIS - RACE 12 - Silverstone 6/7 November 2010

(contd.)

<b>34</b>	<b>Andrew XAVIER</b>	Van Diemen RF87
1 - 1:08.938	6 - 1:04.909	
2 - 1:06.009	7 - 1:04.545	
3 - 1:05.668	8 - <b>1:04.498</b>	
4 - 1:05.197		
5 - 1:05.425		
<b>38</b>	<b>Andrew THOMAS</b>	Reynard 89FF
1 - 1:21.340	6 - 1:06.445	
2 - 1:08.918	7 - <b>1:05.805</b>	
3 - 1:07.465	8 - 1:05.858	
4 - 1:07.215		
5 - 1:06.956		
<b>40</b>	<b>Mike STEWART</b>	Van Diemen RF86
1 - 1:19.574	6 - 1:06.516	
2 - 1:08.813	7 - 1:06.780	
3 - 1:07.222	8 - 1:07.329	
4 - 1:06.523		
5 - <b>1:05.878</b>		
<b>42</b>	<b>Kieron BLAKE</b>	Van Diemen RF92
1 - 1:22.772	6 - 1:06.151	
2 - 1:09.470	7 - <b>1:05.977</b>	
3 - 1:08.039	8 - 1:06.342	
4 - 1:07.239		
5 - 1:06.938		
<b>45</b>	<b>Colin WRIGHT</b>	Merlyn Mk17
1 - 1:13.455	6 - 1:08.162	
2 - 1:08.714	7 - 1:07.838	
3 - <b>1:07.119</b>	8 - 1:07.350	
4 - 1:08.028		
5 - 1:07.690		
<b>46</b>	<b>Ed WAALEWIJN</b>	Van Diemen RF88
1 - 1:20.349	6 - <b>1:07.318</b>	
2 - 1:08.433	7 - 1:08.709	
3 - 1:10.591	8 - 1:09.866	
4 - 1:07.861		
5 - 1:07.464		

Weather/Track: Bright / Dry

www.mstworld.com

Page 2 of 6

Silverstone  
Circuit Length = 1.6390 miles.  
Start: 12:21 End: 12:29

Printed - 12:33 Sunday, 07 November 2010



# The Walter Hayes Trophy

## LAP ANALYSIS - RACE 12 - Silverstone 6/7 November 2010

(contd.)

<b>48</b>	<b>Matthew DEAN</b>	Reynard RF88
1 - 1:16.812	6 - 1:04.689	
2 - 1:07.353	7 - 1:04.228	
3 - 1:05.694	8 - <b>1:04.097</b>	
4 - 1:05.346		
5 - 1:04.619		
<b>49</b>	<b>Andrew SMITH</b>	Van Diemen FA73
1 - 1:20.164	6 - 1:08.247	
2 - 1:08.921	7 - 1:07.175	
3 - 1:07.242	8 - 1:07.523	
4 - 1:07.251		
5 - <b>1:07.064</b>		
<b>50</b>	<b>Paul MCMORRAN</b>	Crossle 25F
1 - 1:15.516	6 - 1:07.981	
2 - 1:07.778	7 - <b>1:06.650</b>	
3 - 1:07.195	8 - 1:07.240	
4 - 1:08.036		
5 - 1:07.221		
<b>53</b>	<b>Matt GREEN</b>	Mygale SJ02
<b>55</b>	<b>Malcolm SCOTT</b>	Ray GR2000
1 - 1:20.889	6 - 1:07.078	
2 - 1:09.081	7 - 1:07.162	
3 - 1:07.549	8 - <b>1:06.852</b>	
4 - 1:08.211		
5 - 1:07.692		
<b>57</b>	<b>David WILD</b>	Lola T204
1 - 1:11.563	6 - 1:04.828	
2 - 1:05.680	7 - 1:05.282	
3 - 1:05.131	8 - <b>1:04.686</b>	
4 - 1:04.857		
5 - 1:05.549		

Weather/Track: Bright / Dry

www.mstworld.com

Page 3 of 6

Silverstone  
Circuit Length = 1.6390 miles.  
Start: 12:21 End: 12:29

Printed - 12:33 Sunday, 07 November 2010

# The Walter Hayes Trophy

## LAP ANALYSIS - RACE 12 - Silverstone 6/7 November 2010

(contd.)

<b>59</b>	<b>Chris ACTON</b>	Ray GRS08
1 - 1:09.256	6 - 1:04.417	
2 - 1:05.753	7 - 1:04.374	
3 - 1:05.377	8 - <b>1:03.939</b>	
4 - 1:05.167		
5 - 1:04.643		
<b>63</b>	<b>Roy MACGREGOR</b>	Van Diemen RF85
1 - 1:25.013	6 - 1:12.121	
2 - 1:13.738	7 - 1:11.280	
3 - 1:11.904	8 - 2:07.058P	
4 - 1:11.699		
5 - <b>1:11.280</b>		
<b>69</b>	<b>Dave LOWE</b>	Lotus 69
1 - 1:21.432	6 - 1:07.508	
2 - 1:10.341	7 - 1:15.741	
3 - 1:09.695	8 - 1:08.104	
4 - 1:07.701		
5 - <b>1:07.085</b>		
<b>72</b>	<b>Morgan DEMPSEY</b>	Van Diemen LA10
1 - 1:15.009	6 - 1:04.421	
2 - 1:06.735	7 - 1:03.255	
3 - 1:03.570	8 - 1:04.113	
4 - 1:03.310		
5 - <b>1:03.062</b>		
<b>76</b>	<b>Simon TOYNE</b>	Lola T200
1 - 1:13.538	6 - 1:06.302	
2 - 1:06.993	7 - <b>1:05.837</b>	
3 - 1:06.289	8 - 1:06.075	
4 - 1:06.111		
5 - 1:07.963		
<b>78</b>	<b>Edward MOORE</b>	Ray GR11
1 - 1:16.022	6 - <b>1:03.984</b>	
2 - 1:05.859	7 - 1:04.477	
3 - 1:04.049	8 - 1:04.668	
4 - 1:04.006		
5 - 1:04.050		

Weather/Track: Bright / Dry

# The Walter Hayes Trophy

## LAP ANALYSIS - RACE 12 - Silverstone 6/7 November 2010

(contd.)

<b>80</b>	<b>Darren HOULDCROFT</b>	Van Diemen RF88
1 - 1:18.728	6 - 1:08.962	
2 - 1:09.434	7 - 1:14.679	
3 - 1:09.184	8 - 1:07.915	
4 - <b>1:07.438</b>		
5 - 1:07.770		
<b>84</b>	<b>Stephen BRACEGIRDLE</b>	Van Diemen RF88
1 - 1:22.116	6 - 1:08.452	
2 - 1:10.298	7 - 1:08.715	
3 - 1:09.300	8 - 1:08.810	
4 - 1:08.574		
5 - <b>1:08.032</b>		
<b>85</b>	<b>Ryan DIGNAN</b>	Van Diemen RF89
1 - 1:21.703	6 - 1:07.145	
2 - 1:09.201	7 - 1:07.679	
3 - 1:07.626	8 - <b>1:07.011</b>	
4 - 1:08.062		
5 - 1:07.117		
<b>87</b>	<b>James HARVEY</b>	Van Diemen RF89
1 - 1:19.437	6 - 1:06.063	
2 - 1:10.022	7 - 1:06.387	
3 - 1:09.200	8 - <b>1:05.473</b>	
4 - 1:07.278		
5 - 1:07.277		
<b>89</b>	<b>Terry KAVANAGH</b>	Van Diemen RF92
1 - 1:22.457	6 - 1:20.766	
2 - 1:10.744	7 - <b>1:08.477</b>	
3 - 1:09.000	8 - 1:08.486	
4 - 1:10.956		
5 - 1:11.331		
<b>90</b>	<b>Josh BARNETT</b>	Van Diemen RF00
1 - 1:20.034	6 - 1:04.161	
2 - 1:05.706	7 - 1:03.742	
3 - 1:04.693	8 - <b>1:03.344</b>	
4 - 1:05.700		
5 - 1:03.765		

Weather/Track: Bright / Dry

# The Walter Hayes Trophy

## LAP ANALYSIS - RACE 12 - Silverstone 6/7 November 2010

(contd.)

<b>92</b>	<b>John WILKINSON</b>	Van Diemen RF86
1 - 1:14.294	6 - 1:08.043	
2 - 1:09.841	7 - 1:07.414	
3 - 1:07.813	8 - 1:08.990	
4 - 1:07.281		
5 - <b>1:06.961</b>		
<b>95</b>	<b>Steve ROBERTS</b>	Van Diemen RF87
1 - 1:21.276	6 - 1:11.662	
2 - 1:10.220	7 - 1:11.188	
3 - <b>1:09.849</b>	8 - 1:11.065	
4 - 1:11.575		
5 - 1:11.322		
<b>102</b>	<b>Scott MCGARRITY</b>	Van Diemen RF92
1 - 1:10.608	6 - 1:04.308	
2 - 1:06.423	7 - 1:04.471	
3 - 1:04.784	8 - 1:05.144	
4 - <b>1:04.178</b>		
5 - 1:04.550		
<b>117</b>	<b>Andrew MACGREGOR</b>	Van Diemen RF86
1 - 1:14.657	6 - <b>1:06.893</b>	
2 - 1:08.353	7 - 1:07.503	
3 - 1:07.123	8 - 1:07.067	
4 - 1:07.442		
5 - 1:07.666		
<b>126</b>	<b>Andy POWELL</b>	Royale RP26
1 - 1:14.488	6 - 1:07.369	
2 - 1:08.229	7 - 1:07.497	
3 - 1:07.224	8 - <b>1:06.798</b>	
4 - 1:07.047		
5 - 1:07.676		
<b>146</b>	<b>Martin PIERACCINI</b>	Van Diemen RF90
1 - 1:25.830	6 - 1:06.481	
2 - 1:07.682	7 - <b>1:05.589</b>	
3 - 1:06.961	8 - 1:06.796	
4 - 1:07.451		
5 - 1:06.862		

Weather/Track: Bright / Dry

[www.mstworld.com](http://www.mstworld.com)

Page 6 of 6

Silverstone  
Circuit Length = 1.6390 miles.  
Start: 12:21 End: 12:29

Printed - 12:33 Sunday, 07 November 2010

# The Walter Hayes Trophy

## LAP CHART - RACE 12 - Silverstone 6/7 November 2010

Lap 1			Lap 2			Lap 3			Lap 4			Lap 5		
No	Behind	Laptime	No	Behind	Laptime	No	Behind	Laptime	No	Behind	Laptime	No	Behind	Laptime
34		1:08.938	34		1:06.009	59		1:05.377	59		1:05.167	59		1:04.643
59	0.318	1:09.256	59	0.062	1:05.753	34	0.229	1:05.668	34	0.259	1:05.197	102	0.347	1:04.550
24	1.268	1:10.206	24	1.430	1:06.171	102	1.429	1:04.784	102	0.440	1:04.178	34	1.041	1:05.425
102	1.670	1:10.608	102	2.084	1:06.423	24	1.539	1:05.548	24	1.104	1:04.732	24	1.284	1:04.823
57	2.625	1:11.563	57	2.296	1:05.680	57	1.988	1:05.131	57	1.678	1:04.857	72	1.490	1:03.062
14	3.428	1:12.366	14	2.763	1:05.344	14	2.349	1:05.025	14	2.213	1:05.031	14	2.173	1:04.603
45	4.517	1:13.455	76	5.584	1:06.993	72	4.928	1:03.570	72	3.071	1:03.310	57	2.584	1:05.549
76	4.600	1:13.538	72	6.797	1:06.735	78	5.544	1:04.049	78	4.383	1:04.006	78	3.790	1:04.050
92	5.356	1:14.294	78	6.934	1:05.859	76	6.434	1:06.289	76	7.378	1:06.111	48	9.628	1:04.619
126	5.550	1:14.488	45	7.222	1:08.714	2	7.576	1:04.912	48	9.652	1:05.346	90	9.702	1:03.765
117	5.719	1:14.657	126	7.770	1:08.229	45	8.902	1:07.119	90	10.580	1:05.700	76	10.698	1:07.963
72	6.071	1:15.009	117	8.063	1:08.353	48	9.473	1:05.694	126	11.435	1:07.047	126	14.468	1:07.676
50	6.578	1:15.516	2	8.103	1:03.535	126	9.555	1:07.224	45	11.763	1:08.028	45	14.810	1:07.690
78	7.084	1:16.022	50	8.347	1:07.778	117	9.747	1:07.123	117	12.022	1:07.442	117	15.045	1:07.666
31	7.301	1:16.239	92	9.188	1:09.841	90	10.047	1:04.693	31	12.639	1:06.664	31	15.233	1:07.237
48	7.874	1:16.812	48	9.218	1:07.353	50	10.103	1:07.195	50	12.972	1:08.036	50	15.550	1:07.221
80	9.790	1:18.728	31	9.510	1:08.218	31	11.142	1:07.071	92	13.676	1:07.281	92	15.994	1:06.961
87	10.499	1:19.437	90	10.793	1:05.706	92	11.562	1:07.813	40	16.579	1:06.523	40	17.814	1:05.878
17	10.577	1:19.515	80	13.215	1:09.434	40	15.223	1:07.222	17	17.545	1:07.203	49	20.446	1:07.064
2	10.577	1:19.515	17	13.312	1:08.744	17	15.509	1:07.636	49	18.025	1:07.251	17	20.577	1:07.675
40	10.636	1:19.574	40	13.440	1:08.813	49	15.941	1:07.242	80	19.231	1:07.438	38	21.698	1:06.956
90	11.096	1:20.034	46	13.835	1:08.433	80	16.960	1:09.184	38	19.385	1:07.215	80	22.358	1:07.770
49	11.226	1:20.164	49	14.138	1:08.921	55	17.133	1:07.549	55	20.177	1:08.211	87	23.018	1:07.277
46	11.411	1:20.349	87	14.512	1:10.022	38	17.337	1:07.465	87	20.384	1:07.278	55	23.226	1:07.692
55	11.951	1:20.889	55	15.023	1:09.081	85	18.144	1:07.626	85	21.039	1:08.062	85	23.513	1:07.117
95	12.338	1:21.276	38	15.311	1:08.918	87	18.273	1:09.200	46	21.681	1:07.861	42	24.262	1:06.938
38	12.402	1:21.340	85	15.957	1:09.201	46	18.987	1:10.591	42	21.967	1:07.239	46	24.502	1:07.464
69	12.494	1:21.432	95	16.549	1:10.220	42	19.895	1:08.039	146	22.371	1:07.451	146	24.590	1:06.862
85	12.765	1:21.703	69	16.826	1:10.341	146	20.087	1:06.961	69	23.616	1:07.701	69	26.058	1:07.085
84	13.178	1:22.116	42	17.295	1:09.470	95	20.959	1:09.849	84	24.735	1:08.574	84	28.124	1:08.032
89	13.519	1:22.457	84	17.467	1:10.298	69	21.082	1:09.695	95	27.367	1:11.575	95	34.046	1:11.322
42	13.834	1:22.772	89	18.254	1:10.744	84	21.328	1:09.300	89	27.604	1:10.956	89	34.292	1:11.331
63	16.075	1:25.013	146	18.565	1:07.682	89	21.815	1:09.000	63	36.801	1:11.699	63	43.438	1:11.280
146	16.892	1:25.830	63	23.804	1:13.738	63	30.269	1:11.904						
8	41.462	1:50.400P												

Weather/Track: Bright / Dry

www.mstworld.com

Page 1 of 2

Silverstone  
Circuit Length = 1.6390 miles.  
Start: 12:21 End: 12:29

Printed - 12:32 Sunday, 07 November 2010

# The Walter Hayes Trophy

## LAP CHART - RACE 12 - Silverstone 6/7 November 2010

(contd.)

Lap 6			Lap 7			Lap 8			Lap 9			Lap 10		
No	Behind	Laptime	No	Behind	Laptime	No	Behind	Laptime	No	Behind	Laptime	No	Behind	Laptime
59		1:04.417	59		1:04.374	59		1:03.939						
102	0.238	1:04.308	102	0.335	1:04.471	72	0.549	1:04.113						
72	1.494	1:04.421	72	0.375	1:03.255	102	1.540	1:05.144						
34	1.533	1:04.909	34	1.704	1:04.545	34	2.263	1:04.498						
24	2.052	1:05.185	24	2.889	1:05.211	24	3.671	1:04.721						
14	2.582	1:04.826	14	3.354	1:05.146	14	4.187	1:04.772						
57	2.995	1:04.828	78	3.460	1:04.477	78	4.189	1:04.668						
78	3.357	1:03.984	57	3.903	1:05.282	57	4.650	1:04.686						
90	9.446	1:04.161	90	8.814	1:03.742	90	8.219	1:03.344						
48	9.900	1:04.689	48	9.754	1:04.228	48	9.912	1:04.097						
76	12.583	1:06.302	76	14.046	1:05.837	76	16.182	1:06.075						
126	17.420	1:07.369	126	20.543	1:07.497	126	23.402	1:06.798						
117	17.521	1:06.893	117	20.650	1:07.503	117	23.778	1:07.067						
45	18.555	1:08.162	31	21.187	1:06.921	31	24.092	1:06.844						
31	18.640	1:07.824	50	21.390	1:06.650	50	24.691	1:07.240						
50	19.114	1:07.981	45	22.019	1:07.838	45	25.430	1:07.350						
92	19.620	1:08.043	40	22.319	1:06.780	40	25.709	1:07.329						
40	19.913	1:06.516	92	22.660	1:07.414	38	27.076	1:05.858						
38	23.726	1:06.445	38	25.157	1:05.805	92	27.711	1:08.990						
49	24.276	1:08.247	87	26.677	1:06.387	87	28.211	1:05.473						
17	24.574	1:08.414	49	27.077	1:07.175	17	29.934	1:06.407						
87	24.664	1:06.063	17	27.466	1:07.266	42	30.002	1:06.342						
55	25.887	1:07.078	42	27.599	1:05.977	49	30.661	1:07.523						
42	25.996	1:06.151	146	27.869	1:05.589	146	30.726	1:06.796						
85	26.241	1:07.145	55	28.675	1:07.162	55	31.588	1:06.852						
146	26.654	1:06.481	85	29.546	1:07.679	85	32.618	1:07.011						
80	26.903	1:08.962	46	31.738	1:08.709	46	37.665	1:09.866						
46	27.403	1:07.318	84	36.500	1:08.715	80	41.184	1:07.915						
69	29.149	1:07.508	80	37.208	1:14.679	84	41.371	1:08.810						
84	32.159	1:08.452	69	40.516	1:15.741	69	44.681	1:08.104						
95	41.291	1:11.662	95	48.105	1:11.188	95	55.231	1:11.065						
89	50.641	1:20.766	89	54.744	1:08.477	89	59.291	1:08.486						
63	51.142	1:12.121	63	58.048	1:11.280	63	2:01.167	2:07.058P						

Weather/Track: Bright / Dry

# The Walter Hayes Trophy

## GRID FOR SEMI FINAL 1 - RACE 13 - Walter Hayes Trophy - Silverstone 6/7 November 2010

ROW  
18  
ROW  
17  
ROW  
16  
ROW  
15  
ROW  
14  
ROW  
13  
ROW  
12  
ROW  
11  
ROW  
10  
ROW  
9  
ROW  
8  
ROW  
7  
ROW  
6  
ROW  
5  
ROW  
4  
ROW  
3  
ROW  
2  
ROW  
1

24	MASON	102	MCGARRITY
59	ACTON	183	HORWOOD
7	SHORT	20	GYNN
65	REYNOLDS	82	CLIFFORD
56	DAVIS	71	HAMMOND
39	MALLOCK	147	KIMBERLEY
83	JARDINE	58	MATOS
169	KESTENBAUM	115	MOYERS
37	SMITH	74	BULL
30	EDGAR	101	GEDDIE
60	MCMULLAN	5	QUARTERMAINE
172	HOAD	70	RIVETT
62	HIGGINS	86	TUCKER
29	GOUGH	121	O'NEILL
35	HALL	21	SERRALLES
9	SKINNER	22	PIGOT
81	FISHER	26	SMYTH
33	PARR	4	BOYD

POLE

RESERVES: 1st 78, 2nd 57, 3rd 90, 4th 48

Silverstone  
Circuit Length = 1.6390 miles.

Clerk of the Course:

Timekeeper:

# The Walter Hayes Trophy

## GRID FOR SEMI FINAL 2 - RACE 14 - Walter Hayes Trophy - Silverstone 6/7 November 2010

ROW  
18  
ROW  
17  
ROW  
16  
ROW  
15  
ROW  
14  
ROW  
13  
ROW  
12  
ROW  
11  
ROW  
10  
ROW  
9  
ROW  
8  
ROW  
7  
ROW  
6  
ROW  
5  
ROW  
4  
ROW  
3  
ROW  
2  
ROW  
1

14	DOLAN	34	XAVIER	
	72	DEMPSEY	99	CAMPBELL
36	BOOKER	54	CROSBIE	
	103	MINSHAW	51	STONES
25	SLATER	47	DEAN	
	52	FOX	107	YATES
66	MCLURG	15	MCARTHUR	
	127	FARRELL	75	CHAPMAN
144	QUINN	151	FERGUSON	
	96	FUGETT	43	COOPER
91	HARE	16	FOSTER	
	94	DALY	23	WARD
112	KINSEY	28	CHISNALL	
	93	MURPHY	6	ORGEE
44	VERGERS	111	NORTON	
	77	GHINN	68	CAMPFIELD
41	GRADY	12	DUNNE	
	27	MCCULLOUGH	3	DEMPSEY

POLE

RESERVES: 1st 78, 2nd 57, 3rd 90, 4th 48

Silverstone  
Circuit Length = 1.6390 miles.

Clerk of the Course:

Timekeeper:



# The Walter Hayes Trophy

## RACE 13 CLASSIFICATION - SEMI FINAL 1 - Silverstone 6/7 November 2010

POS	NO	CL	DRIVER	NAT	CAR	TIME	LAPS	GAP	MPH	BEST
1	4		Wayne BOYD		Van Diemen LA10	12:38.580	12		92.98	1:02.650
2	22		Spence PIGOT		Ray GRS08	12:44.385	12	5.805	92.28	1:02.890
3	21		Felix SERRALLES		Ray GRS08	12:45.006	12	6.426	92.20	1:02.691
4	26		Neville SMYTH		Ray GRS07	12:51.446	12	12.866	91.43	1:02.777
5	81		Josh FISHER		Van Diemen RF05	12:51.642	12	13.062	91.41	1:03.168
6	60		Jonathan MCMULLAN		Van Diemen RF92	12:54.638	12	16.058	91.06	1:03.598
7	62		Adam HIGGINS		Van Diemen RF90	12:54.684	12	16.104	91.05	1:03.827
8	35		Robert HALL		Swift SC10	12:55.205	12	16.625	90.99	1:03.511
9	70		Matt RIVETT		Mygale SJ00	12:55.331	12	16.751	90.97	1:03.506
10	121		Cormac O'NEILL		Ray GR09	12:55.728	12	17.148	90.93	1:03.090
11	172		Jonathan HOAD		Van Diemen RF90	12:56.135	12	17.555	90.88	1:03.685
12	115		Michael MOYERS		Swift SC92	12:56.227	12	17.647	90.87	1:03.546
13	74		Oliver BULL		Swift SC92F	12:57.832	12	19.252	90.68	1:03.769
14	37		Rob SMITH		Van Diemen RF99	12:59.807	12	21.227	90.45	1:03.683
15	30		Mike EDGAR		Van Diemen RF90	12:59.982	12	21.402	90.43	1:03.756
16	102		Scott MCGARRITY		Van Diemen RF92	13:00.169	12	21.589	90.41	1:03.382
17	59		Chris ACTON		Ray GRS08	13:02.003	12	23.423	90.20	1:03.981
18	101		Glynn GEDDIE		Ray GR09	13:03.895	12	25.315	89.98	1:03.808
19	5		Adam QUARTERMAINE		Van Diemen RF99	13:04.919	12	26.339	89.86	1:03.544
20	7		Martin SHORT		Van Diemen RF00	13:05.398	12	26.818	89.81	1:03.681
21	39		Michael MALLOCK		Mallock Mk9	13:07.832	12	29.252	89.53	1:04.502
22	65		Tim REYNOLDS		Spectrum 11C	13:08.061	12	29.481	89.50	1:03.789
23	33		Matthew PARR		Van Diemen RF01	13:08.248	12	29.668	89.48	1:03.812
24	24		Paul MASON		Swift SC94	13:13.911	12	35.331	88.84	1:04.620
25	169		Stuart KESTENBAUM		Reynard 89FF	13:14.553	12	35.973	88.77	1:04.160
26	183		Matt HORWOOD		Reynard 89FF	13:15.980	12	37.400	88.61	1:04.300
27	56		Jon DAVIS		Van Diemen RF92	13:16.351	12	37.771	88.57	1:04.364
28	82		Ashley CLIFFORD		Mygale RF88	13:17.415	12	38.835	88.45	1:04.787
29	83		Jamie JARDINE		Ray GRS07	13:20.313	12	41.733	88.13	1:03.963
30	71		James HAMMOND		Mygale SJ01	13:20.979	12	42.399	88.06	1:04.807
31	20		Phil GYNN		Jamun M92	13:22.354	12	43.774	87.91	1:05.248

### NOT CLASSIFIED

147	Austin KIMBERLEY	Van Diemen RF03	8:49.408	8	D.N.F.	88.65	1:04.520
86	James TUCKER	Van Diemen RF92	5:27.687	5	D.N.F.	89.21	1:03.748
58	Pedro MATOS	Van Diemen RF88	5:31.324	5	D.N.F.	88.23	1:04.046
9	Jordan SKINNER	Ray GRS10K	3:26.250	3	D.N.F.	84.53	1:03.622
29	Stuart GOUGH	Ray GRS07	2:12.239	2	D.N.F.	87.22	1:03.631

### FASTEST LAP

4	Wayne BOYD	Van Diemen LA10	1:02.650	4	94.18mph	151.56kph
---	------------	-----------------	----------	---	----------	-----------

Weather/Track: Bright / Dry

Silverstone  
Circuit Length = 1.6390 miles.  
Start: 13:24 End: 13:36

Clerk of the Course:	Timekeeper:
----------------------	-------------

# The Walter Hayes Trophy

## LAP ANALYSIS - RACE 13 - Silverstone 6/7 November 2010

<b>4</b>	<b>Wayne BOYD</b>	Van Diemen LA10
1 - 1:06.387	6 - 1:03.002	11 - 1:03.032
2 - 1:02.894	7 - 1:02.911	12 - 1:03.736
3 - 1:02.701	8 - 1:02.853	
4 - <b>1:02.650</b>	9 - 1:02.814	
5 - 1:02.717	10 - 1:02.883	
<b>5</b>	<b>Adam QUARTERMAINE</b>	Van Diemen RF99
1 - 1:10.434	6 - <b>1:03.544</b>	11 - 1:04.239
2 - 1:04.212	7 - 1:03.976	12 - 1:03.625
3 - 1:03.593	8 - 1:03.918	
4 - 1:14.675	9 - 1:04.661	
5 - 1:04.233	10 - 1:03.809	
<b>7</b>	<b>Martin SHORT</b>	Van Diemen RF00
1 - 1:14.646	6 - 1:04.004	11 - 1:04.230
2 - 1:06.306	7 - 1:04.020	12 - <b>1:03.681</b>
3 - 1:05.587	8 - 1:04.311	
4 - 1:05.016	9 - 1:04.852	
5 - 1:04.911	10 - 1:03.834	
<b>9</b>	<b>Jordan SKINNER</b>	Ray GRS10K
1 - 1:08.029		
2 - <b>1:03.622</b>		
3 - 1:14.599		
<b>20</b>	<b>Phil GYNN</b>	Jamun M92
1 - 1:16.240	6 - 1:05.547	11 - 1:06.111
2 - 1:05.608	7 - 1:05.554	12 - <b>1:05.248</b>
3 - 1:06.002	8 - 1:05.446	
4 - 1:07.983	9 - 1:05.499	
5 - 1:06.304	10 - 1:06.812	
<b>21</b>	<b>Felix SERRALLES</b>	Ray GRS08
1 - 1:08.391	6 - <b>1:02.691</b>	11 - 1:03.075
2 - 1:03.621	7 - 1:02.898	12 - 1:03.821
3 - 1:03.530	8 - 1:03.500	
4 - 1:03.439	9 - 1:03.026	
5 - 1:03.403	10 - 1:03.611	

Weather/Track: Bright / Dry

# The Walter Hayes Trophy

## LAP ANALYSIS - RACE 13 - Silverstone 6/7 November 2010

(contd.)

<b>22</b>	<b>Spence PIGOT</b>	Ray GRS08
1 - 1:07.795	6 - <b>1:02.890</b>	11 - 1:03.289
2 - 1:03.668	7 - 1:02.905	12 - 1:03.312
3 - 1:03.794	8 - 1:03.639	
4 - 1:03.554	9 - 1:03.117	
5 - 1:03.029	10 - 1:03.393	
<b>24</b>	<b>Paul MASON</b>	Swift SC94
1 - 1:15.427	6 - 1:04.907	11 - <b>1:04.620</b>
2 - 1:06.028	7 - 1:04.914	12 - 1:04.753
3 - 1:05.531	8 - 1:05.024	
4 - 1:05.755	9 - 1:05.506	
5 - 1:06.485	10 - 1:04.961	
<b>26</b>	<b>Neville SMYTH</b>	Ray GRS07
1 - 1:07.506	6 - <b>1:02.777</b>	11 - 1:02.926
2 - 1:03.840	7 - 1:02.831	12 - 1:10.674
3 - 1:03.988	8 - 1:03.810	
4 - 1:03.257	9 - 1:03.388	
5 - 1:03.038	10 - 1:03.411	
<b>29</b>	<b>Stuart GOUGH</b>	Ray GRS07
1 - 1:08.608		
2 - <b>1:03.631</b>		
<b>30</b>	<b>Mike EDGAR</b>	Van Diemen RF90
1 - 1:11.067	6 - 1:04.228	11 - 1:04.045
2 - 1:04.634	7 - 1:04.032	12 - 1:05.350
3 - 1:04.786	8 - <b>1:03.756</b>	
4 - 1:05.291	9 - 1:03.898	
5 - 1:04.958	10 - 1:03.937	
<b>33</b>	<b>Matthew PARR</b>	Van Diemen RF01
1 - 1:07.100	6 - 1:05.329	11 - 1:04.052
2 - 1:04.109	7 - 1:04.336	12 - <b>1:03.812</b>
3 - 1:11.532	8 - 1:04.059	
4 - 1:08.575	9 - 1:05.640	
5 - 1:05.799	10 - 1:03.905	

Weather/Track: Bright / Dry

www.mstworld.com

Page 2 of 6

Silverstone  
Circuit Length = 1.6390 miles.  
Start: 13:24 End: 13:36

Printed - 13:39 Sunday, 07 November 2010

# The Walter Hayes Trophy

## LAP ANALYSIS - RACE 13 - Silverstone 6/7 November 2010

(contd.)

<b>35</b>	<b>Robert HALL</b>	Swift SC10
1 - 1:08.966	6 - 1:03.701	11 - 1:03.943
2 - <b>1:03.511</b>	7 - 1:03.929	12 - 1:04.365
3 - 1:05.219	8 - 1:04.064	
4 - 1:03.624	9 - 1:04.193	
5 - 1:04.137	10 - 1:05.553	
<b>37</b>	<b>Rob SMITH</b>	Van Diemen RF99
1 - 1:11.670	6 - 1:04.080	11 - 1:04.035
2 - 1:05.483	7 - 1:04.358	12 - 1:05.367
3 - 1:04.304	8 - <b>1:03.683</b>	
4 - 1:04.538	9 - 1:04.165	
5 - 1:04.127	10 - 1:03.997	
<b>39</b>	<b>Michael MALLOCK</b>	Mallock Mk9
1 - 1:12.935	6 - 1:04.840	11 - 1:04.924
2 - 1:04.892	7 - 1:04.698	12 - 1:06.182
3 - 1:04.574	8 - 1:04.763	
4 - <b>1:04.502</b>	9 - 1:05.261	
5 - 1:05.218	10 - 1:05.043	
<b>56</b>	<b>Jon DAVIS</b>	Van Diemen RF92
1 - 1:13.476	6 - 1:05.280	11 - 1:05.651
2 - 1:06.906	7 - 1:05.435	12 - <b>1:04.364</b>
3 - 1:06.509	8 - 1:05.821	
4 - 1:05.677	9 - 1:06.316	
5 - 1:05.685	10 - 1:05.231	
<b>58</b>	<b>Pedro MATOS</b>	Van Diemen RF88
1 - 1:12.277		
2 - 1:05.861		
3 - 1:04.434		
4 - <b>1:04.046</b>		
5 - 1:04.706		
<b>59</b>	<b>Chris ACTON</b>	Ray GRS08
1 - 1:13.740	6 - 1:04.433	11 - 1:04.607
2 - 1:04.977	7 - <b>1:03.981</b>	12 - 1:04.320
3 - 1:04.187	8 - 1:04.141	
4 - 1:04.100	9 - 1:04.439	
5 - 1:04.462	10 - 1:04.616	

Weather/Track: Bright / Dry

www.mstworld.com

Page 3 of 6

Silverstone  
Circuit Length = 1.6390 miles.  
Start: 13:24 End: 13:36

Printed - 13:39 Sunday, 07 November 2010

# The Walter Hayes Trophy

## LAP ANALYSIS - RACE 13 - Silverstone 6/7 November 2010

(contd.)

<b>60</b>	<b>Jonathan MCMULLAN</b>	Van Diemen RF92
1 - 1:11.194	6 - <b>1:03.598</b>	11 - 1:03.938
2 - 1:04.049	7 - 1:03.948	12 - 1:04.083
3 - 1:03.896	8 - 1:03.769	
4 - 1:04.107	9 - 1:03.602	
5 - 1:03.817	10 - 1:04.637	
<b>62</b>	<b>Adam HIGGINS</b>	Van Diemen RF90
1 - 1:09.103	6 - 1:04.120	11 - 1:03.919
2 - 1:04.097	7 - 1:03.923	12 - 1:04.363
3 - 1:04.141	8 - 1:04.205	
4 - 1:03.887	9 - <b>1:03.827</b>	
5 - 1:03.898	10 - 1:05.201	
<b>65</b>	<b>Tim REYNOLDS</b>	Spectrum 11C
1 - 1:14.044	6 - 1:04.413	11 - 1:04.167
2 - 1:05.957	7 - 1:04.748	12 - 1:04.088
3 - 1:05.196	8 - <b>1:03.789</b>	
4 - 1:05.963	9 - 1:05.763	
5 - 1:05.624	10 - 1:04.309	
<b>70</b>	<b>Matt RIVETT</b>	Mygale SJ00
1 - 1:10.220	6 - 1:04.132	11 - 1:04.070
2 - 1:04.450	7 - 1:03.780	12 - 1:04.125
3 - 1:03.876	8 - <b>1:03.506</b>	
4 - 1:05.183	9 - 1:04.066	
5 - 1:04.390	10 - 1:03.533	
<b>71</b>	<b>James HAMMOND</b>	Mygale SJ01
1 - 1:13.763	6 - 1:06.169	11 - 1:05.110
2 - 1:05.441	7 - 1:05.132	12 - 1:05.150
3 - 1:05.823	8 - 1:04.886	
4 - 1:06.068	9 - 1:04.832	
5 - 1:13.798	10 - <b>1:04.807</b>	
<b>74</b>	<b>Oliver BULL</b>	Swift SC92F
1 - 1:11.493	6 - <b>1:03.769</b>	11 - 1:03.968
2 - 1:05.085	7 - 1:04.273	12 - 1:04.295
3 - 1:04.722	8 - 1:04.080	
4 - 1:04.440	9 - 1:03.804	
5 - 1:04.080	10 - 1:03.823	

Weather/Track: Bright / Dry

[www.mstworld.com](http://www.mstworld.com)

Page 4 of 6

Silverstone  
Circuit Length = 1.6390 miles.  
Start: 13:24 End: 13:36

Printed - 13:39 Sunday, 07 November 2010

# The Walter Hayes Trophy

## LAP ANALYSIS - RACE 13 - Silverstone 6/7 November 2010

(contd.)

<b>81</b>	<b>Josh FISHER</b>	Van Diemen RF05
1 - 1:07.292	6 - <b>1:03.168</b>	11 - 1:03.315
2 - 1:03.427	7 - 1:03.317	12 - 1:10.973
3 - 1:03.219	8 - 1:03.634	
4 - 1:03.351	9 - 1:03.319	
5 - 1:03.377	10 - 1:03.250	
<b>82</b>	<b>Ashley CLIFFORD</b>	Mygale RF88
1 - 1:14.982	6 - 1:04.859	11 - 1:06.402
2 - 1:05.832	7 - 1:05.206	12 - <b>1:04.787</b>
3 - 1:05.259	8 - 1:04.937	
4 - 1:06.463	9 - 1:05.889	
5 - 1:07.133	10 - 1:05.666	
<b>83</b>	<b>Jamie JARDINE</b>	Ray GRS07
1 - 1:12.077	6 - <b>1:03.963</b>	11 - 1:04.480
2 - 1:05.334	7 - 1:04.212	12 - 1:04.560
3 - 1:04.642	8 - 1:05.216	
4 - 1:04.270	9 - 1:22.446	
5 - 1:04.797	10 - 1:04.316	
<b>86</b>	<b>James TUCKER</b>	Van Diemen RF92
1 - 1:10.023		
2 - 1:04.852		
3 - 1:04.579		
4 - 1:04.485		
5 - <b>1:03.748</b>		
<b>101</b>	<b>Glynn GEDDIE</b>	Ray GR09
1 - 1:11.439	6 - 1:04.320	11 - 1:04.015
2 - 1:04.396	7 - 1:11.004	12 - <b>1:03.808</b>
3 - 1:04.278	8 - 1:04.189	
4 - 1:04.084	9 - 1:04.126	
5 - 1:04.010	10 - 1:04.226	
<b>102</b>	<b>Scott MCGARRITY</b>	Van Diemen RF92
1 - 1:14.208	6 - 1:03.954	11 - 1:04.803
2 - 1:05.259	7 - 1:03.949	12 - 1:04.506
3 - 1:04.427	8 - 1:04.513	
4 - 1:03.401	9 - 1:03.417	
5 - 1:04.350	10 - <b>1:03.382</b>	

Weather/Track: Bright / Dry

# The Walter Hayes Trophy

## LAP ANALYSIS - RACE 13 - Silverstone 6/7 November 2010

(contd.)

<b>115</b>	<b>Michael MOYERS</b>	Swift SC92
1 - 1:11.857	6 - 1:04.225	11 - 1:04.023
2 - 1:04.821	7 - 1:04.238	12 - 1:04.563
3 - 1:03.871	8 - 1:03.562	
4 - 1:03.832	9 - <b>1:03.546</b>	
5 - 1:04.010	10 - 1:03.679	
<b>121</b>	<b>Cormac O'NEILL</b>	Ray GR09
1 - 1:11.186	6 - 1:04.375	11 - 1:03.673
2 - 1:04.937	7 - 1:05.344	12 - 1:03.684
3 - 1:04.944	8 - 1:03.347	
4 - 1:04.268	9 - 1:03.752	
5 - 1:03.128	10 - <b>1:03.090</b>	
<b>147</b>	<b>Austin KIMBERLEY</b>	Van Diemen RF03
1 - 1:13.904	6 - <b>1:04.520</b>	
2 - 1:06.403	7 - 1:04.625	
3 - 1:05.531	8 - 1:05.063	
4 - 1:04.711		
5 - 1:04.651		
<b>169</b>	<b>Stuart KESTENBAUM</b>	Reynard 89FF
1 - 1:13.126	6 - 1:05.376	11 - 1:04.556
2 - 1:05.730	7 - 1:04.551	12 - <b>1:04.160</b>
3 - 1:07.661	8 - 1:05.640	
4 - 1:07.417	9 - 1:05.060	
5 - 1:06.071	10 - 1:05.205	
<b>172</b>	<b>Jonathan HOAD</b>	Van Diemen RF90
1 - 1:10.101	6 - 1:04.226	11 - 1:04.040
2 - 1:04.917	7 - 1:04.019	12 - 1:04.601
3 - 1:04.018	8 - 1:03.867	
4 - 1:04.403	9 - 1:04.134	
5 - 1:04.124	10 - <b>1:03.685</b>	
<b>183</b>	<b>Matt HORWOOD</b>	Reynard 89FF
1 - 1:15.230	6 - 1:06.233	11 - 1:05.011
2 - 1:06.297	7 - 1:05.260	12 - <b>1:04.300</b>
3 - 1:06.103	8 - 1:05.017	
4 - 1:07.436	9 - 1:04.875	
5 - 1:05.503	10 - 1:04.715	

Weather/Track: Bright / Dry

www.mstworld.com

Page 6 of 6

Silverstone  
Circuit Length = 1.6390 miles.  
Start: 13:24 End: 13:36

Printed - 13:39 Sunday, 07 November 2010

# The Walter Hayes Trophy

## LAP CHART - RACE 13 - Silverstone 6/7 November 2010

Lap 1			Lap 2			Lap 3			Lap 4			Lap 5		
No	Behind	Laptime	No	Behind	Laptime	No	Behind	Laptime	No	Behind	Laptime	No	Behind	Laptime
4		1:06.387	4		1:02.894	4		1:02.701	4		1:02.650	4		1:02.717
33	0.713	1:07.100	81	1.438	1:03.427	81	1.956	1:03.219	81	2.657	1:03.351	81	3.317	1:03.377
81	0.905	1:07.292	33	1.928	1:04.109	22	3.275	1:03.794	26	3.959	1:03.257	26	4.280	1:03.038
26	1.119	1:07.506	26	2.065	1:03.840	26	3.352	1:03.988	22	4.179	1:03.554	22	4.491	1:03.029
22	1.408	1:07.795	22	2.182	1:03.668	21	3.560	1:03.530	21	4.349	1:03.439	21	5.035	1:03.403
9	1.642	1:08.029	9	2.370	1:03.622	62	5.359	1:04.141	62	6.596	1:03.887	62	7.777	1:03.898
21	2.004	1:08.391	21	2.731	1:03.621	35	5.714	1:05.219	35	6.688	1:03.624	35	8.108	1:04.137
29	2.221	1:08.608	29	2.958	1:03.631	5	6.257	1:03.593	60	8.614	1:04.107	60	9.714	1:03.817
35	2.579	1:08.966	35	3.196	1:03.511	70	6.564	1:03.876	172	8.807	1:04.403	172	10.214	1:04.124
62	2.716	1:09.103	62	3.919	1:04.097	172	7.054	1:04.018	70	9.097	1:05.183	86	10.338	1:03.748
86	3.636	1:10.023	5	5.365	1:04.212	60	7.157	1:03.896	86	9.307	1:04.485	70	10.770	1:04.390
172	3.714	1:10.101	70	5.389	1:04.450	86	7.472	1:04.579	101	9.565	1:04.084	101	10.858	1:04.010
70	3.833	1:10.220	86	5.594	1:04.852	101	8.131	1:04.278	115	9.749	1:03.832	115	11.042	1:04.010
5	4.047	1:10.434	172	5.737	1:04.917	30	8.505	1:04.786	121	10.703	1:04.268	121	11.114	1:03.128
30	4.680	1:11.067	60	5.962	1:04.049	115	8.567	1:03.871	74	11.108	1:04.440	74	12.471	1:04.080
121	4.799	1:11.186	30	6.420	1:04.634	121	9.085	1:04.944	30	11.146	1:05.291	37	12.773	1:04.127
60	4.807	1:11.194	101	6.554	1:04.396	74	9.318	1:04.722	37	11.363	1:04.538	30	13.387	1:04.958
101	5.052	1:11.439	121	6.842	1:04.937	37	9.475	1:04.304	83	11.691	1:04.270	83	13.771	1:04.797
74	5.106	1:11.493	74	7.297	1:05.085	83	10.071	1:04.642	58	11.986	1:04.046	58	13.975	1:04.706
37	5.283	1:11.670	115	7.397	1:04.821	39	10.419	1:04.574	39	12.271	1:04.502	59	14.117	1:04.462
115	5.470	1:11.857	37	7.872	1:05.483	58	10.590	1:04.434	59	12.372	1:04.100	102	14.296	1:04.350
83	5.690	1:12.077	83	8.130	1:05.334	33	10.759	1:11.532	102	12.663	1:03.401	39	14.772	1:05.218
58	5.890	1:12.277	39	8.546	1:04.892	59	10.922	1:04.187	147	15.917	1:04.711	147	17.851	1:04.651
39	6.548	1:12.935	58	8.857	1:05.861	102	11.912	1:04.427	71	16.463	1:06.068	7	19.117	1:04.911
169	6.739	1:13.126	59	9.436	1:04.977	71	13.045	1:05.823	65	16.528	1:05.963	65	19.435	1:05.624
56	7.089	1:13.476	169	9.575	1:05.730	65	13.215	1:05.196	33	16.684	1:08.575	33	19.766	1:05.799
59	7.353	1:13.740	71	9.923	1:05.441	147	13.856	1:05.531	7	16.923	1:05.016	5	19.798	1:04.233
71	7.376	1:13.763	102	10.186	1:05.259	82	14.091	1:05.259	82	17.904	1:06.463	56	20.904	1:05.685
147	7.517	1:13.904	65	10.720	1:05.957	9	14.268	1:14.599	56	17.936	1:05.677	24	21.877	1:06.485
65	7.657	1:14.044	147	11.026	1:06.403	169	14.535	1:07.661	24	18.109	1:05.755	82	22.320	1:07.133
102	7.821	1:14.208	56	11.101	1:06.906	7	14.557	1:05.587	5	18.282	1:14.675	169	22.656	1:06.071
7	8.259	1:14.646	82	11.533	1:05.832	56	14.909	1:06.509	169	19.302	1:07.417	183	23.220	1:05.503
82	8.595	1:14.982	7	11.671	1:06.306	24	15.004	1:05.531	183	20.434	1:07.436	20	24.788	1:06.304
183	8.843	1:15.230	24	12.174	1:06.028	183	15.648	1:06.103	20	21.201	1:07.983	71	27.544	1:13.798
24	9.040	1:15.427	183	12.246	1:06.297	20	15.868	1:06.002						
20	9.853	1:16.240	20	12.567	1:05.608									

Weather/Track: Bright / Dry

www.mstworld.com

Page 1 of 3

Silverstone  
Circuit Length = 1.6390 miles.  
Start: 13:24 End: 13:36

Printed - 13:38 Sunday, 07 November 2010



# The Walter Hayes Trophy

## LAP CHART - RACE 13 - Silverstone 6/7 November 2010

(contd.)

Lap 6			Lap 7			Lap 8			Lap 9			Lap 10		
No	Behind	Laptime	No	Behind	Laptime	No	Behind	Laptime	No	Behind	Laptime	No	Behind	Laptime
4		1:03.002	4		1:02.911	4		1:02.853	4		1:02.814	4		1:02.883
81	3.483	1:03.168	81	3.889	1:03.317	81	4.670	1:03.634	81	5.175	1:03.319	81	5.542	1:03.250
26	4.055	1:02.777	26	3.975	1:02.831	26	4.932	1:03.810	22	5.462	1:03.117	22	5.972	1:03.393
22	4.379	1:02.890	22	4.373	1:02.905	22	5.159	1:03.639	26	5.506	1:03.388	26	6.034	1:03.411
21	4.724	1:02.691	21	4.711	1:02.898	21	5.358	1:03.500	21	5.570	1:03.026	21	6.298	1:03.611
35	8.807	1:03.701	35	9.825	1:03.929	35	11.036	1:04.064	62	12.272	1:03.827	62	14.590	1:05.201
62	8.895	1:04.120	62	9.907	1:03.923	62	11.259	1:04.205	35	12.415	1:04.193	60	14.805	1:04.637
60	10.310	1:03.598	60	11.347	1:03.948	60	12.263	1:03.769	60	13.051	1:03.602	35	15.085	1:05.553
172	11.438	1:04.226	172	12.546	1:04.019	70	13.422	1:03.506	70	14.674	1:04.066	70	15.324	1:03.533
70	11.900	1:04.132	70	12.769	1:03.780	172	13.560	1:03.867	172	14.880	1:04.134	172	15.682	1:03.685
101	12.176	1:04.320	115	13.592	1:04.238	115	14.301	1:03.562	115	15.033	1:03.546	115	15.829	1:03.679
115	12.265	1:04.225	74	14.600	1:04.273	121	15.414	1:03.347	121	16.352	1:03.752	121	16.559	1:03.090
121	12.487	1:04.375	121	14.920	1:05.344	74	15.827	1:04.080	74	16.817	1:03.804	74	17.757	1:03.823
74	13.238	1:03.769	37	15.298	1:04.358	37	16.128	1:03.683	37	17.479	1:04.165	37	18.593	1:03.997
37	13.851	1:04.080	30	15.734	1:04.032	30	16.637	1:03.756	30	17.721	1:03.898	30	18.775	1:03.937
30	14.613	1:04.228	83	16.033	1:04.212	59	17.906	1:04.141	102	18.549	1:03.417	102	19.048	1:03.382
83	14.732	1:03.963	102	16.286	1:03.949	102	17.946	1:04.513	59	19.531	1:04.439	59	21.264	1:04.616
102	15.248	1:03.954	59	16.618	1:03.981	83	18.396	1:05.216	39	22.754	1:05.261	101	24.260	1:04.226
59	15.548	1:04.433	39	18.397	1:04.698	39	20.307	1:04.763	101	22.917	1:04.126	39	24.914	1:05.043
39	16.610	1:04.840	101	20.269	1:11.004	101	21.605	1:04.189	5	24.317	1:04.661	5	25.243	1:03.809
147	19.369	1:04.520	147	21.083	1:04.625	5	22.470	1:03.918	7	24.724	1:04.852	7	25.675	1:03.834
7	20.119	1:04.004	7	21.228	1:04.020	7	22.686	1:04.311	65	26.568	1:05.763	65	27.994	1:04.309
5	20.340	1:03.544	5	21.405	1:03.976	147	23.293	1:05.063	33	27.550	1:05.640	33	28.572	1:03.905
65	20.846	1:04.413	65	22.683	1:04.748	65	23.619	1:03.789	24	30.648	1:05.506	24	32.726	1:04.961
33	22.093	1:05.329	33	23.518	1:04.336	33	24.724	1:04.059	82	31.631	1:05.889	169	34.025	1:05.205
56	23.182	1:05.280	56	25.706	1:05.435	24	27.956	1:05.024	169	31.703	1:05.060	82	34.414	1:05.666
24	23.782	1:04.907	24	25.785	1:04.914	82	28.556	1:04.937	56	32.176	1:06.316	56	34.524	1:05.231
82	24.177	1:04.859	82	26.472	1:05.206	56	28.674	1:05.821	183	33.025	1:04.875	183	34.857	1:04.715
169	25.030	1:05.376	169	26.670	1:04.551	169	29.457	1:05.640	20	35.254	1:05.499	71	38.907	1:04.807
183	26.451	1:06.233	183	28.800	1:05.260	183	30.964	1:05.017	71	36.983	1:04.832	20	39.183	1:06.812
20	27.333	1:05.547	20	29.976	1:05.554	20	32.569	1:05.446	83	38.028	1:22.446	83	39.461	1:04.316
71	30.711	1:06.169	71	32.932	1:05.132	71	34.965	1:04.886						

Weather/Track: Bright / Dry

www.mstworld.com

Page 2 of 3

Silverstone  
Circuit Length = 1.6390 miles.  
Start: 13:24 End: 13:36

Printed - 13:38 Sunday, 07 November 2010

# The Walter Hayes Trophy

## LAP CHART - RACE 13 - Silverstone 6/7 November 2010

(contd.)

Lap 11			Lap 12			Lap 13			Lap 14			Lap 15		
No	Behind	Laptime	No	Behind	Laptime	No	Behind	Laptime	No	Behind	Laptime	No	Behind	Laptime
4		1:03.032	4		1:03.736									
81	5.825	1:03.315	22	5.805	1:03.312									
26	5.928	1:02.926	21	6.426	1:03.821									
22	6.229	1:03.289	26	12.866	1:10.674									
21	6.341	1:03.075	81	13.062	1:10.973									
62	15.477	1:03.919	60	16.058	1:04.083									
60	15.711	1:03.938	62	16.104	1:04.363									
35	15.996	1:03.943	35	16.625	1:04.365									
70	16.362	1:04.070	70	16.751	1:04.125									
172	16.690	1:04.040	121	17.148	1:03.684									
115	16.820	1:04.023	172	17.555	1:04.601									
121	17.200	1:03.673	115	17.647	1:04.563									
74	18.693	1:03.968	74	19.252	1:04.295									
37	19.596	1:04.035	37	21.227	1:05.367									
30	19.788	1:04.045	30	21.402	1:05.350									
102	20.819	1:04.803	102	21.589	1:04.506									
59	22.839	1:04.607	59	23.423	1:04.320									
101	25.243	1:04.015	101	25.315	1:03.808									
5	26.450	1:04.239	5	26.339	1:03.625									
39	26.806	1:04.924	7	26.818	1:03.681									
7	26.873	1:04.230	39	29.252	1:06.182									
65	29.129	1:04.167	65	29.481	1:04.088									
33	29.592	1:04.052	33	29.668	1:03.812									
24	34.314	1:04.620	24	35.331	1:04.753									
169	35.549	1:04.556	169	35.973	1:04.160									
183	36.836	1:05.011	183	37.400	1:04.300									
56	37.143	1:05.651	56	37.771	1:04.364									
82	37.784	1:06.402	82	38.835	1:04.787									
83	40.909	1:04.480	83	41.733	1:04.560									
71	40.985	1:05.110	71	42.399	1:05.150									
20	42.262	1:06.111	20	43.774	1:05.248									

Weather/Track: Bright / Dry

www.mstworld.com

Page 3 of 3

Silverstone  
Circuit Length = 1.6390 miles.  
Start: 13:24 End: 13:36

Printed - 13:38 Sunday, 07 November 2010

# The Walter Hayes Trophy

## RACE 14 CLASSIFICATION - SEMI FINAL 2 - Silverstone 6/7 November 2010

POS	NO	CL	DRIVER	NAT	CAR	TIME	LAPS	GAP	MPH	BEST
1	3		Peter DEMPSEY		Ray GR05	12:44.988	12		92.20	1:02.908
2	27		Ivor MCCULLOUGH		Van Diemen RF00	12:45.071	12	0.083	92.19	1:02.805
3	68		Adrian CAMPFIELD		Spectrum 011C	12:48.669	12	3.681	91.76	1:02.822
4	44		Michael VERGERS		Van Diemen RF99	12:48.788	12	3.800	91.75	1:02.934
5	111		Ben NORTON		Spectrum 011B	12:49.031	12	4.043	91.72	1:03.008
6	12		Noel DUNNE		Mygale SJ08	12:55.923	12	10.935	90.90	1:02.994
7	77		Gaius GHINN		Van Diemen RF00	12:57.981	12	12.993	90.66	1:04.025
8	93		John MURPHY		Van Diemen RF90	12:59.940	12	14.952	90.44	1:03.965
9	16		Joey FOSTER		Van Diemen RF78	13:00.411	12	15.423	90.38	1:03.801
10	23		Nathan WARD		Swift SC95	13:00.634	12	15.646	90.36	1:03.532
11	6		Roger ORGEE		Van Diemen RF00	13:01.050	12	16.062	90.31	1:03.665
12	43		Luke COOPER		Swift SC92	13:01.359	12	16.371	90.27	1:03.293
13	94		Derek DALY		Van Diemen RF93	13:03.771	12	18.783	89.99	1:04.195
14	144		David QUINN		Van Diemen RF99	13:05.298	12	20.310	89.82	1:04.191
15	54		Douglas CROSBIE		Van Diemen RF00	13:05.529	12	20.541	89.79	1:03.777
16	91		Steve HARE		Van Diemen RF90	13:06.103	12	21.115	89.73	1:04.162
17	15		David MCARTHUR		Van Diemen DP08	13:06.167	12	21.179	89.72	1:03.920
18	34		Andrew XAVIER		Van Diemen RF87	13:07.165	12	22.177	89.61	1:04.046
19	107		Sam YATES		Van Diemen RF93	13:07.233	12	22.245	89.60	1:03.685
20	127		John FARRELL		Reynard 89FF	13:13.587	12	28.599	88.88	1:05.298
21	52		Dan FOX		Van Diemen RF03	13:20.329	12	35.341	88.13	1:04.842
22	14		Nigel DOLAN		Van Diemen RF86	13:20.597	12	35.609	88.10	1:04.456
23	96		James FUGETT		Ray GR095	13:21.502	12	36.514	88.00	1:05.411
24	36		Peter BOOKER		Swift SC95	13:21.697	12	36.709	87.98	1:05.299
25	25		Alan SLATER		Swift FB89	13:22.964	12	37.976	87.84	1:05.334
26	51		Chris STONES		Van Diemen RF88	13:23.243	12	38.255	87.81	1:05.202
27	47		Rebecca DEAN		Ford RF88	13:29.198	12	44.210	87.17	1:05.811
28	66		Kevan MCLURG		Van Diemen RF2000	13:33.501	12	48.513	86.71	1:06.596
29	99		Henry CAMPBELL		Mondial M895	13:41.213	12	56.225	85.89	1:06.793
30	75		Steve CHAPMAN		Van Diemen RF02	13:50.508	12	1:05.520	84.93	1:06.698

### NOT CLASSIFIED

41			David GRADY		Van Diemen RF02	11:45.104	11	D.N.F.	91.67	1:03.004
151			John FERGUSON		Ray GR07	11:59.798	11	D.N.F.	89.80	1:03.724
28			Chris CHISNALL		Van Diemen RF00	8:42.221	8	D.N.F.	89.87	1:03.649
112			Simon KINSEY		Van Diemen RF00	3:22.761	3	D.N.F.	85.98	1:05.375
72			Morgan DEMPSEY		Van Diemen LA10	3:23.572	3	D.N.F.	85.64	1:03.939
103			Jason MINSHAW		Merlyn Mk 20	3:31.136	3	D.N.F.	82.57	1:06.992

### FASTEST LAP

27			Ivor MCCULLOUGH		Van Diemen RF00	1:02.805	11	93.94mph	151.19kph
----	--	--	-----------------	--	-----------------	----------	----	----------	-----------

Weather/Track: Bright / Dry

Silverstone  
Circuit Length = 1.6390 miles.  
Start: 13:52 End: 14:05

Clerk of the Course:	Timekeeper:
----------------------	-------------

# The Walter Hayes Trophy

## LAP ANALYSIS - RACE 14 - Silverstone 6/7 November 2010

<b>3</b>	<b>Peter DEMPSEY</b>	Ray GR05
1 - 1:06.709	6 - 1:04.519	11 - <b>1:02.908</b>
2 - 1:03.874	7 - 1:03.120	12 - 1:03.121
3 - 1:03.452	8 - 1:02.964	
4 - 1:03.263	9 - 1:03.725	
5 - 1:03.624	10 - 1:03.709	
<b>6</b>	<b>Roger ORGEE</b>	Van Diemen RF00
1 - 1:09.752	6 - 1:05.031	11 - 1:03.937
2 - 1:04.398	7 - 1:05.295	12 - 1:04.847
3 - 1:04.564	8 - <b>1:03.665</b>	
4 - 1:04.269	9 - 1:05.684	
5 - 1:05.578	10 - 1:04.030	
<b>12</b>	<b>Noel DUNNE</b>	Mygale SJ08
1 - 1:07.403	6 - 1:15.319	11 - 1:03.095
2 - 1:03.335	7 - 1:03.716	12 - 1:03.231
3 - 1:03.370	8 - 1:03.498	
4 - 1:03.096	9 - 1:03.551	
5 - <b>1:02.994</b>	10 - 1:03.315	
<b>14</b>	<b>Nigel DOLAN</b>	Van Diemen RF86
1 - 1:18.402	6 - 1:05.496	11 - 1:06.023
2 - 1:05.817	7 - 1:04.866	12 - 1:05.202
3 - 1:06.070	8 - <b>1:04.456</b>	
4 - 1:06.599	9 - 1:04.995	
5 - 1:07.213	10 - 1:05.458	
<b>15</b>	<b>David MCARTHUR</b>	Van Diemen DP08
1 - 1:14.107	6 - 1:04.302	11 - 1:04.206
2 - 1:05.718	7 - 1:04.385	12 - 1:04.909
3 - 1:05.191	8 - 1:05.132	
4 - 1:04.611	9 - 1:04.169	
5 - 1:05.517	10 - <b>1:03.920</b>	
<b>16</b>	<b>Joey FOSTER</b>	Van Diemen RF78
1 - 1:10.613	6 - 1:04.921	11 - 1:04.931
2 - 1:04.541	7 - 1:04.570	12 - 1:04.587
3 - 1:04.666	8 - <b>1:03.801</b>	
4 - 1:04.644	9 - 1:03.804	
5 - 1:05.208	10 - 1:04.125	

Weather/Track: Bright / Dry

# The Walter Hayes Trophy

## LAP ANALYSIS - RACE 14 - Silverstone 6/7 November 2010

(contd.)

<b>23</b>	<b>Nathan WARD</b>	Swift SC95
1 - 1:10.716	6 - 1:04.572	11 - <b>1:03.532</b>
2 - 1:05.474	7 - 1:04.648	12 - 1:04.278
3 - 1:04.187	8 - 1:04.727	
4 - 1:04.169	9 - 1:05.123	
5 - 1:05.615	10 - 1:03.593	
<b>25</b>	<b>Alan SLATER</b>	Swift FB89
1 - 1:15.067	6 - 1:06.745	11 - 1:06.154
2 - 1:06.862	7 - 1:05.868	12 - 1:06.120
3 - 1:05.611	8 - 1:06.769	
4 - <b>1:05.334</b>	9 - 1:05.806	
5 - 1:05.609	10 - 1:07.019	
<b>27</b>	<b>Ivor MCCULLOUGH</b>	Van Diemen RF00
1 - 1:07.002	6 - 1:04.566	11 - <b>1:02.805</b>
2 - 1:03.488	7 - 1:03.027	12 - 1:03.413
3 - 1:03.209	8 - 1:03.258	
4 - 1:03.266	9 - 1:03.553	
5 - 1:03.805	10 - 1:03.679	
<b>28</b>	<b>Chris CHISNALL</b>	Van Diemen RF00
1 - 1:10.442	6 - 1:05.248	
2 - 1:05.135	7 - 1:04.053	
3 - 1:04.466	8 - <b>1:03.649</b>	
4 - 1:04.324		
5 - 1:04.904		
<b>34</b>	<b>Andrew XAVIER</b>	Van Diemen RF87
1 - 1:15.555	6 - 1:04.672	11 - 1:04.295
2 - 1:05.544	7 - 1:04.653	12 - 1:04.503
3 - 1:05.018	8 - 1:04.131	
4 - 1:05.009	9 - <b>1:04.046</b>	
5 - 1:05.399	10 - 1:04.340	
<b>36</b>	<b>Peter BOOKER</b>	Swift SC95
1 - 1:16.643	6 - 1:05.776	11 - 1:07.006
2 - 1:05.904	7 - 1:06.751	12 - 1:05.502
3 - 1:05.566	8 - 1:05.721	
4 - <b>1:05.299</b>	9 - 1:06.104	
5 - 1:05.422	10 - 1:06.003	

Weather/Track: Bright / Dry

# The Walter Hayes Trophy

## LAP ANALYSIS - RACE 14 - Silverstone 6/7 November 2010

(contd.)

<b>41</b>	<b>David GRADY</b>	Van Diemen RF02
1 - 1:07.505	6 - 1:04.821	11 - 1:03.459
2 - 1:03.640	7 - 1:03.974	
3 - 1:03.751	8 - 1:03.880	
4 - 1:04.021	9 - 1:03.495	
5 - <b>1:03.004</b>	10 - 1:03.554	
<b>43</b>	<b>Luke COOPER</b>	Swift SC92
1 - 1:12.308	6 - 1:04.612	11 - 1:04.298
2 - 1:05.261	7 - 1:04.184	12 - <b>1:03.293</b>
3 - 1:04.855	8 - 1:04.792	
4 - 1:04.091	9 - 1:05.461	
5 - 1:04.639	10 - 1:03.565	
<b>44</b>	<b>Michael VERGERS</b>	Van Diemen RF99
1 - 1:08.619	6 - 1:03.767	11 - 1:03.563
2 - 1:03.854	7 - 1:03.517	12 - 1:03.881
3 - 1:03.670	8 - 1:04.061	
4 - 1:03.837	9 - 1:03.470	
5 - <b>1:02.934</b>	10 - 1:03.615	
<b>47</b>	<b>Rebecca DEAN</b>	Ford RF88
1 - 1:17.306	6 - 1:06.784	11 - 1:05.982
2 - 1:07.202	7 - 1:06.555	12 - <b>1:05.811</b>
3 - 1:06.969	8 - 1:05.943	
4 - 1:06.965	9 - 1:06.724	
5 - 1:06.480	10 - 1:06.477	
<b>51</b>	<b>Chris STONES</b>	Van Diemen RF88
1 - 1:15.915	6 - 1:05.912	11 - 1:06.333
2 - 1:06.942	7 - 1:06.217	12 - 1:06.856
3 - 1:06.801	8 - <b>1:05.202</b>	
4 - 1:06.270	9 - 1:05.407	
5 - 1:05.966	10 - 1:05.422	
<b>52</b>	<b>Dan FOX</b>	Van Diemen RF03
1 - 1:14.018	6 - <b>1:04.842</b>	11 - 1:05.509
2 - 1:06.477	7 - 1:05.066	12 - 1:11.890
3 - 1:05.498	8 - 1:05.587	
4 - 1:05.630	9 - 1:04.981	
5 - 1:05.173	10 - 1:05.658	

Weather/Track: Bright / Dry

# The Walter Hayes Trophy

## LAP ANALYSIS - RACE 14 - Silverstone 6/7 November 2010

(contd.)

<b>54</b>	<b>Douglas CROSBIE</b>	Van Diemen RF00
1 - 1:15.898	6 - 1:04.427	11 - 1:04.939
2 - 1:05.333	7 - 1:04.083	12 - 1:04.272
3 - 1:04.320	8 - 1:04.523	
4 - 1:04.722	9 - <b>1:03.777</b>	
5 - 1:05.183	10 - 1:04.052	
<b>66</b>	<b>Kevan MCLURG</b>	Van Diemen RF2000
1 - 1:16.743	6 - 1:07.005	11 - 1:07.302
2 - 1:06.973	7 - 1:07.262	12 - 1:06.851
3 - 1:07.334	8 - <b>1:06.596</b>	
4 - 1:06.759	9 - 1:07.253	
5 - 1:06.771	10 - 1:06.652	
<b>68</b>	<b>Adrian CAMPFIELD</b>	Spectrum 011C
1 - 1:07.947	6 - 1:05.223	11 - 1:03.886
2 - 1:03.329	7 - 1:03.638	12 - 1:03.672
3 - 1:03.756	8 - 1:04.045	
4 - 1:03.579	9 - 1:03.456	
5 - <b>1:02.822</b>	10 - 1:03.316	
<b>72</b>	<b>Morgan DEMPSEY</b>	Van Diemen LA10
1 - 1:15.006		
2 - 1:04.627		
3 - <b>1:03.939</b>		
<b>75</b>	<b>Steve CHAPMAN</b>	Van Diemen RF02
1 - 1:15.073	6 - 1:07.004	11 - 1:07.557
2 - 1:07.692	7 - 1:06.758	12 - 1:23.730
3 - 1:06.952	8 - 1:07.549	
4 - 1:06.975	9 - <b>1:06.698</b>	
5 - 1:07.330	10 - 1:07.190	
<b>77</b>	<b>Gaius GHINN</b>	Van Diemen RF00
1 - 1:09.316	6 - 1:04.363	11 - 1:04.214
2 - 1:04.997	7 - 1:04.248	12 - 1:04.199
3 - 1:04.879	8 - 1:04.209	
4 - <b>1:04.025</b>	9 - 1:04.175	
5 - 1:05.063	10 - 1:04.293	

Weather/Track: Bright / Dry

www.mstworld.com

Page 4 of 6

Silverstone  
Circuit Length = 1.6390 miles.  
Start: 13:52 End: 14:05

Printed - 14:08 Sunday, 07 November 2010

# The Walter Hayes Trophy

## LAP ANALYSIS - RACE 14 - Silverstone 6/7 November 2010

(contd.)

<b>91</b>	<b>Steve HARE</b>	Van Diemen RF90
1 - 1:11.591	6 - 1:04.508	11 - 1:05.339
2 - 1:05.308	7 - 1:04.391	12 - 1:04.994
3 - 1:04.923	8 - <b>1:04.162</b>	
4 - 1:05.398	9 - 1:05.703	
5 - 1:04.922	10 - 1:04.864	
<b>93</b>	<b>John MURPHY</b>	Van Diemen RF90
1 - 1:09.574	6 - 1:04.992	11 - 1:04.675
2 - 1:05.156	7 - <b>1:03.965</b>	12 - 1:03.986
3 - 1:04.584	8 - 1:04.053	
4 - 1:04.382	9 - 1:04.534	
5 - 1:05.015	10 - 1:05.024	
<b>94</b>	<b>Derek DALY</b>	Van Diemen RF93
1 - 1:12.263	6 - 1:04.466	11 - 1:04.291
2 - 1:04.959	7 - <b>1:04.195</b>	12 - 1:04.451
3 - 1:04.671	8 - 1:04.433	
4 - 1:04.412	9 - 1:06.581	
5 - 1:04.612	10 - 1:04.437	
<b>96</b>	<b>James FUGETT</b>	Ray GR095
1 - 1:13.245	6 - 1:07.357	11 - 1:06.956
2 - 1:06.803	7 - 1:05.447	12 - <b>1:05.411</b>
3 - 1:06.724	8 - 1:06.143	
4 - 1:05.658	9 - 1:06.107	
5 - 1:05.680	10 - 1:05.971	
<b>99</b>	<b>Henry CAMPBELL</b>	Mondial M895
1 - 1:18.901	6 - 1:07.390	11 - 1:07.055
2 - 1:08.326	7 - 1:06.983	12 - 1:07.171
3 - 1:08.006	8 - 1:07.158	
4 - 1:08.411	9 - <b>1:06.793</b>	
5 - 1:08.206	10 - 1:06.813	
<b>103</b>	<b>Jason MINSHAW</b>	Merlyn Mk 20
1 - 1:17.091		
2 - 1:07.053		
3 - <b>1:06.992</b>		

Weather/Track: Bright / Dry

www.mstworld.com

Page 5 of 6

Silverstone  
Circuit Length = 1.6390 miles.  
Start: 13:52 End: 14:05

Printed - 14:08 Sunday, 07 November 2010



# The Walter Hayes Trophy

## LAP ANALYSIS - RACE 14 - Silverstone 6/7 November 2010

(contd.)

<b>107</b>	<b>Sam YATES</b>	Van Diemen RF93
1 - 1:13.653	6 - 1:05.009	11 - <b>1:03.685</b>
2 - 1:05.892	7 - 1:04.567	12 - 1:04.514
3 - 1:05.273	8 - 1:04.375	
4 - 1:06.224	9 - 1:04.145	
5 - 1:05.838	10 - 1:04.058	
<b>111</b>	<b>Ben NORTON</b>	Spectrum 011B
1 - 1:09.069	6 - 1:04.343	11 - <b>1:03.008</b>
2 - 1:03.594	7 - 1:03.462	12 - 1:04.037
3 - 1:03.597	8 - 1:03.898	
4 - 1:03.502	9 - 1:03.486	
5 - 1:03.216	10 - 1:03.819	
<b>112</b>	<b>Simon KINSEY</b>	Van Diemen RF00
1 - 1:11.411		
2 - <b>1:05.375</b>		
3 - 1:05.975		
<b>127</b>	<b>John FARRELL</b>	Reynard 89FF
1 - 1:12.887	6 - 1:05.772	11 - <b>1:05.298</b>
2 - 1:05.539	7 - 1:05.456	12 - 1:05.436
3 - 1:05.698	8 - 1:05.345	
4 - 1:05.384	9 - 1:05.507	
5 - 1:05.830	10 - 1:05.435	
<b>144</b>	<b>David QUINN</b>	Van Diemen RF99
1 - 1:12.115	6 - 1:05.604	11 - 1:04.796
2 - 1:04.865	7 - <b>1:04.191</b>	12 - 1:04.681
3 - 1:04.415	8 - 1:04.412	
4 - 1:04.340	9 - 1:06.619	
5 - 1:04.737	10 - 1:04.523	
<b>151</b>	<b>John FERGUSON</b>	Ray GR07
1 - 1:11.051	6 - 1:04.544	11 - 1:08.648
2 - 1:04.839	7 - 1:04.143	
3 - 1:05.077	8 - <b>1:03.724</b>	
4 - 1:04.088	9 - 1:04.052	
5 - 1:04.499	10 - 1:05.133	

Weather/Track: Bright / Dry

# The Walter Hayes Trophy

## LAP CHART - RACE 14 - Silverstone 6/7 November 2010

Lap 1			Lap 2			Lap 3			Lap 4			Lap 5		
No	Behind	Laptime	No	Behind	Laptime	No	Behind	Laptime	No	Behind	Laptime	No	Behind	Laptime
3		1:06.709	27		1:03.488	27		1:03.209	27		1:03.266	12		1:02.994
27	0.293	1:07.002	3	0.093	1:03.874	3	0.336	1:03.452	12	0.239	1:03.096	27	0.572	1:03.805
12	0.694	1:07.403	12	0.248	1:03.335	12	0.409	1:03.370	3	0.333	1:03.263	3	0.724	1:03.624
41	0.796	1:07.505	41	0.655	1:03.640	41	1.197	1:03.751	68	1.646	1:03.579	68	1.235	1:02.822
68	1.238	1:07.947	68	0.786	1:03.329	68	1.333	1:03.756	41	1.952	1:04.021	41	1.723	1:03.004
44	1.910	1:08.619	44	1.983	1:03.854	44	2.444	1:03.670	111	2.797	1:03.502	44	2.716	1:02.934
111	2.360	1:09.069	111	2.173	1:03.594	111	2.561	1:03.597	44	3.015	1:03.837	111	2.780	1:03.216
77	2.607	1:09.316	6	3.660	1:04.398	6	5.015	1:04.564	6	6.018	1:04.269	77	8.082	1:05.063
93	2.865	1:09.574	77	3.823	1:04.997	77	5.493	1:04.879	77	6.252	1:04.025	6	8.363	1:05.578
6	3.043	1:09.752	93	4.240	1:05.156	93	5.615	1:04.584	93	6.731	1:04.382	93	8.513	1:05.015
28	3.733	1:10.442	16	4.664	1:04.541	16	6.121	1:04.666	28	7.402	1:04.324	28	9.073	1:04.904
16	3.904	1:10.613	28	5.087	1:05.135	28	6.344	1:04.466	16	7.499	1:04.644	151	9.356	1:04.499
23	4.007	1:10.716	151	5.400	1:04.839	23	6.678	1:04.187	23	7.581	1:04.169	16	9.474	1:05.208
151	4.342	1:11.051	23	5.700	1:05.474	151	7.268	1:05.077	151	8.090	1:04.088	23	9.963	1:05.615
112	4.702	1:11.411	112	6.296	1:05.375	144	7.696	1:04.415	144	8.770	1:04.340	144	10.274	1:04.737
91	4.882	1:11.591	91	6.409	1:05.308	91	8.123	1:04.923	94	9.340	1:04.412	94	10.719	1:04.612
144	5.406	1:12.115	144	6.490	1:04.865	94	8.194	1:04.671	43	9.550	1:04.091	43	10.956	1:04.639
94	5.554	1:12.263	94	6.732	1:04.959	43	8.725	1:04.855	91	10.255	1:05.398	91	11.944	1:04.922
43	5.599	1:12.308	43	7.079	1:05.261	112	9.062	1:05.975	127	12.543	1:05.384	15	14.946	1:05.517
127	6.178	1:12.887	127	7.936	1:05.539	72	9.873	1:03.939	15	12.662	1:04.611	127	15.140	1:05.830
96	6.536	1:13.245	107	9.055	1:05.892	127	10.425	1:05.698	54	13.308	1:04.722	54	15.258	1:05.183
107	6.944	1:13.653	72	9.143	1:04.627	107	11.119	1:05.273	107	14.077	1:06.224	34	16.327	1:05.399
52	7.309	1:14.018	15	9.335	1:05.718	15	11.317	1:05.191	34	14.161	1:05.009	52	16.598	1:05.173
15	7.398	1:14.107	96	9.558	1:06.803	54	11.852	1:04.320	52	14.658	1:05.630	107	16.682	1:05.838
72	8.297	1:15.006	52	10.005	1:06.477	52	12.294	1:05.498	96	15.465	1:05.658	96	17.912	1:05.680
25	8.358	1:15.067	34	10.609	1:05.544	34	12.418	1:05.018	25	15.909	1:05.334	25	18.285	1:05.609
75	8.364	1:15.073	54	10.741	1:05.333	96	13.073	1:06.724	36	16.447	1:05.299	36	18.636	1:05.422
34	8.846	1:15.555	25	11.439	1:06.862	25	13.841	1:05.611	51	18.963	1:06.270	51	21.696	1:05.966
54	9.189	1:15.898	36	12.057	1:05.904	36	14.414	1:05.566	75	19.727	1:06.975	75	23.824	1:07.330
51	9.206	1:15.915	75	12.275	1:07.692	51	15.959	1:06.801	14	19.923	1:06.599	14	23.903	1:07.213
36	9.934	1:16.643	51	12.367	1:06.942	75	16.018	1:06.952	66	20.844	1:06.759	66	24.382	1:06.771
66	10.034	1:16.743	66	13.226	1:06.973	14	16.590	1:06.070	47	21.477	1:06.965	47	24.724	1:06.480
103	10.382	1:17.091	103	13.654	1:07.053	66	17.351	1:07.334	99	26.679	1:08.411	99	31.652	1:08.206
47	10.597	1:17.306	14	13.729	1:05.817	103	17.437	1:06.992						
14	11.693	1:18.402	47	14.018	1:07.202	47	17.778	1:06.969						
99	12.192	1:18.901	99	16.737	1:08.326	99	21.534	1:08.006						

Weather/Track: Bright / Dry

www.mstworld.com

Page 1 of 3

Silverstone  
Circuit Length = 1.6390 miles.  
Start: 13:52 End: 14:05

Printed - 14:07 Sunday, 07 November 2010

# The Walter Hayes Trophy

## LAP CHART - RACE 14 - Silverstone 6/7 November 2010

(contd.)

Lap 6			Lap 7			Lap 8			Lap 9			Lap 10		
No	Behind	Laptime	No	Behind	Laptime	No	Behind	Laptime	No	Behind	Laptime	No	Behind	Laptime
27		1:04.566	27		1:03.027	3		1:02.964	27		1:03.553	27		1:03.679
3	0.105	1:04.519	3	0.198	1:03.120	27	0.096	1:03.258	3	0.076	1:03.725	3	0.106	1:03.709
68	1.320	1:05.223	44	1.835	1:03.517	44	2.734	1:04.061	44	2.555	1:03.470	68	2.258	1:03.316
44	1.345	1:03.767	68	1.931	1:03.638	68	2.814	1:04.045	68	2.621	1:03.456	44	2.491	1:03.615
41	1.406	1:04.821	41	2.353	1:03.974	41	3.071	1:03.880	41	2.917	1:03.495	41	2.792	1:03.554
111	1.985	1:04.343	111	2.420	1:03.462	111	3.156	1:03.898	111	2.993	1:03.486	111	3.133	1:03.819
77	7.307	1:04.363	77	8.528	1:04.248	77	9.575	1:04.209	77	10.101	1:04.175	77	10.715	1:04.293
6	8.256	1:05.031	93	9.305	1:03.965	93	10.196	1:04.053	151	10.843	1:04.052	12	10.744	1:03.315
93	8.367	1:04.992	151	9.878	1:04.143	151	10.440	1:03.724	93	11.081	1:04.534	16	12.040	1:04.125
151	8.762	1:04.544	28	10.209	1:04.053	28	10.696	1:03.649	12	11.108	1:03.551	151	12.297	1:05.133
28	9.183	1:05.248	6	10.524	1:05.295	6	11.027	1:03.665	16	11.594	1:03.804	93	12.426	1:05.024
16	9.257	1:04.921	16	10.800	1:04.570	12	11.206	1:03.498	6	13.062	1:05.684	6	13.413	1:04.030
23	9.397	1:04.572	12	10.870	1:03.716	16	11.439	1:03.801	23	14.057	1:05.123	23	13.971	1:03.593
94	10.047	1:04.466	23	11.018	1:04.648	94	12.486	1:04.433	43	15.029	1:05.461	43	14.915	1:03.565
12	10.181	1:15.319	94	11.215	1:04.195	23	12.583	1:04.727	94	15.418	1:06.581	94	16.176	1:04.437
43	10.430	1:04.612	43	11.587	1:04.184	144	13.154	1:04.412	91	15.732	1:05.703	91	16.917	1:04.864
144	10.740	1:05.604	144	11.904	1:04.191	43	13.217	1:04.792	144	16.124	1:06.619	144	16.968	1:04.523
91	11.314	1:04.508	91	12.678	1:04.391	91	13.678	1:04.162	54	17.092	1:03.777	54	17.465	1:04.052
15	14.110	1:04.302	15	15.468	1:04.385	54	16.964	1:04.523	15	17.958	1:04.169	15	18.199	1:03.920
54	14.547	1:04.427	54	15.603	1:04.083	15	17.438	1:05.132	34	18.853	1:04.046	34	19.514	1:04.340
127	15.774	1:05.772	34	17.487	1:04.653	34	18.456	1:04.131	107	19.802	1:04.145	107	20.181	1:04.058
34	15.861	1:04.672	107	18.093	1:04.567	107	19.306	1:04.375	52	22.098	1:04.981	127	24.000	1:05.435
52	16.302	1:04.842	127	18.203	1:05.456	127	20.386	1:05.345	127	22.244	1:05.507	52	24.077	1:05.658
107	16.553	1:05.009	52	18.341	1:05.066	52	20.766	1:05.587	96	27.990	1:06.107	96	30.282	1:05.971
36	19.274	1:05.776	96	22.551	1:05.447	96	25.532	1:06.143	36	28.012	1:06.104	36	30.336	1:06.003
25	19.892	1:06.745	25	22.733	1:05.868	36	25.557	1:05.721	25	28.497	1:05.806	14	30.519	1:05.458
96	20.131	1:07.357	36	22.998	1:06.751	25	26.340	1:06.769	14	28.740	1:04.995	51	31.201	1:05.422
51	22.470	1:05.912	51	25.660	1:06.217	14	27.394	1:04.456	51	29.458	1:05.407	25	31.837	1:07.019
14	24.261	1:05.496	14	26.100	1:04.866	51	27.700	1:05.202	47	35.754	1:06.724	47	38.552	1:06.477
75	25.690	1:07.004	75	29.421	1:06.758	47	32.679	1:05.943	75	36.857	1:06.698	75	40.368	1:07.190
66	26.249	1:07.005	47	29.898	1:06.555	75	33.808	1:07.549	66	37.522	1:07.253	66	40.495	1:06.652
47	26.370	1:06.784	66	30.484	1:07.262	66	33.918	1:06.596	99	45.000	1:06.793	99	48.134	1:06.813
99	33.904	1:07.390	99	37.860	1:06.983	99	41.856	1:07.158						

Weather/Track: Bright / Dry

www.mstworld.com

Page 2 of 3

Silverstone  
Circuit Length = 1.6390 miles.  
Start: 13:52 End: 14:05

Printed - 14:07 Sunday, 07 November 2010

# The Walter Hayes Trophy

## LAP CHART - RACE 14 - Silverstone 6/7 November 2010

(contd.)

Lap 11			Lap 12			Lap 13			Lap 14			Lap 15		
No	Behind	Laptime	No	Behind	Laptime	No	Behind	Laptime	No	Behind	Laptime	No	Behind	Laptime
27		1:02.805	3		1:03.121									
3	0.209	1:02.908	27	0.083	1:03.413									
44	3.249	1:03.563	68	3.681	1:03.672									
111	3.336	1:03.008	44	3.800	1:03.881									
68	3.339	1:03.886	111	4.043	1:04.037									
41	3.446	1:03.459	12	10.935	1:03.231									
12	11.034	1:03.095	77	12.993	1:04.199									
77	12.124	1:04.214	93	14.952	1:03.986									
16	14.166	1:04.931	16	15.423	1:04.587									
93	14.296	1:04.675	23	15.646	1:04.278									
6	14.545	1:03.937	6	16.062	1:04.847									
23	14.698	1:03.532	43	16.371	1:03.293									
43	16.408	1:04.298	94	18.783	1:04.451									
94	17.662	1:04.291	144	20.310	1:04.681									
151	18.140	1:08.648	54	20.541	1:04.272									
144	18.959	1:04.796	91	21.115	1:04.994									
91	19.451	1:05.339	15	21.179	1:04.909									
54	19.599	1:04.939	34	22.177	1:04.503									
15	19.600	1:04.206	107	22.245	1:04.514									
34	21.004	1:04.295	127	28.599	1:05.436									
107	21.061	1:03.685	52	35.341	1:11.890									
127	26.493	1:05.298	14	35.609	1:05.202									
52	26.781	1:05.509	96	36.514	1:05.411									
14	33.737	1:06.023	36	36.709	1:05.502									
96	34.433	1:06.956	25	37.976	1:06.120									
36	34.537	1:07.006	51	38.255	1:06.856									
51	34.729	1:06.333	47	44.210	1:05.811									
25	35.186	1:06.154	66	48.513	1:06.851									
47	41.729	1:05.982	99	56.225	1:07.171									
66	44.992	1:07.302	75	1:05.520	1:23.730									
75	45.120	1:07.557												
99	52.384	1:07.055												

Weather/Track: Bright / Dry


# The Walter Hayes Trophy

## GRID FOR GRAND FINAL - RACE 17 - Walter Hayes Trophy - Silverstone 6/7 November 2010

ROW  
18  
ROW  
17  
ROW  
16  
ROW  
15  
ROW  
14  
ROW  
13  
ROW  
12  
ROW  
11  
ROW  
10  
ROW  
9  
ROW  
8  
ROW  
7  
ROW  
6  
ROW  
5  
ROW  
4  
ROW  
3  
ROW  
2  
ROW  
1

34	XAVIER	101	GEDDIE	
	15	MCARTHUR	59	ACTON
91	HARE	102	MCGARRITY	
	54	CROSBIE	30	EDGAR
144	QUINN	37	SMITH	
	94	DALY	74	BULL
43	COOPER	115	MOYERS	
	6	ORGEE	172	HOAD
23	WARD	121	O'NEILL	
	16	FOSTER	70	RIVETT
93	MURPHY	35	HALL	
	77	GHINN	62	HIGGINS
12	DUNNE	60	MCMULLAN	
	111	NORTON	81	FISHER
44	VERGERS	26	SMYTH	
	68	CAMPFIELD	21	SERRALLES
27	MCCULLOUGH	22	PIGOT	
	3	DEMPSEY	4	BOYD

POLE



RESERVES: 1st 5, 2nd 107, 3rd 7, 4th 127, 5th 39, 6th 52

Silverstone  
Circuit Length = 1.6390 miles.

Clerk of the Course:		Timekeeper:
----------------------	--	-------------

# The Walter Hayes Trophy

## RACE 17 CLASSIFICATION - FINAL - Silverstone 6/7 November 2010

POS	NO	CL	DRIVER	NAT	CAR	TIME	LAPS	GAP	MPH	BEST
1	3		Peter DEMPSEY		Ray GR05	15:47.997	15		93.08	1:02.487
2	27		Ivor MCCULLOUGH		Van Diemen RF00	15:49.042	15	1.045	92.97	1:02.463
3	4		Wayne BOYD		Van Diemen LA10	15:49.316	15	1.319	92.95	1:02.428
4	21		Felix SERRALLES		Ray GRS08	15:53.192	15	5.195	92.57	1:02.510
5	44		Michael VERGERS		Van Diemen RF99	15:54.505	15	6.508	92.44	1:02.615
6	111		Ben NORTON		Spectrum 011B	15:56.495	15	8.498	92.25	1:02.465
7	22		Spence PIGOT		Ray GRS08	15:59.854	15	11.857	91.93	1:02.586
8	81		Josh FISHER		Van Diemen RF05	16:00.154	15	12.157	91.90	1:03.053
9	68		Adrian CAMPFIELD		Spectrum 011C	16:00.470	15	12.473	91.87	1:02.956
10	35		Robert HALL		Swift SC10	16:02.426	15	14.429	91.68	1:02.790
11	62		Adam HIGGINS		Van Diemen RF90	16:02.712	15	14.715	91.65	1:02.816
12	26		Neville SMYTH		Ray GRS07	16:03.156	15	15.159	91.61	1:02.448
13	60		Jonathan MCMULLAN		Van Diemen RF92	16:03.462	15	15.465	91.58	1:03.020
14	12		Noel DUNNE		Mygale SJ08	16:04.195	15	16.198	91.51	1:02.355
15	121		Cormac O'NEILL		Ray GR09	16:06.645	15	18.648	91.28	1:02.755
16	70		Matt RIVETT		Mygale SJ00	16:06.772	15	18.775	91.27	1:03.386
17	101		Glynn GEDDIE		Ray GR09	16:15.700	15	27.703	90.43	1:03.774
18	23		Nathan WARD		Swift SC95	16:16.289	15	28.292	90.38	1:03.823
19	115		Michael MOYERS		Swift SC92	16:16.611	15	28.614	90.35	1:03.796
20	93		John MURPHY		Van Diemen RF90	16:17.204	15	29.207	90.29	1:04.127
21	43		Luke COOPER		Swift SC92	16:17.473	15	29.476	90.27	1:03.859
22	77		Gaius GHINN		Van Diemen RF00	16:17.887	15	29.890	90.23	1:03.982
23	74		Oliver BULL		Swift SC92F	16:18.814	15	30.817	90.15	1:04.108
24	16		Joey FOSTER		Van Diemen RF78	16:22.029	15	34.032	89.85	1:03.556
25	59		Chris ACTON		Ray GRS08	16:22.358	15	34.361	89.82	1:03.936
26	94		Derek DALY		Van Diemen RF93	16:23.934	15	35.937	89.68	1:04.391
27	37		Rob SMITH		Van Diemen RF99	16:24.193	15	36.196	89.65	1:03.995
28	54		Douglas CROSBIE		Van Diemen RF00	16:24.645	15	36.648	89.61	1:04.020
29	91		Steve HARE		Van Diemen RF90	16:28.818	15	40.821	89.23	1:04.006
30	34		Andrew XAVIER		Van Diemen RF87	16:29.970	15	41.973	89.13	1:04.118
31	144		David QUINN		Van Diemen RF99	16:35.126	15	47.129	88.67	1:04.825
32	15		David MCARTHUR		Van Diemen DP08	16:35.563	15	47.566	88.63	1:04.091

### NOT CLASSIFIED

172	Jonathan HOAD	Van Diemen RF90	13:26.475	12	D.N.F.	87.46	1:03.438
30	Mike EDGAR	Van Diemen RF90	11:59.960	11	D.N.F.	89.78	1:03.944
6	Roger ORGEE	Van Diemen RF00	10:18.173	9	D.N.F.	85.47	1:04.301
102	Scott MCGARRITY	Van Diemen RF92		0	D.N.F.	N/A	

### FASTEST LAP

12	Noel DUNNE	Mygale SJ08	1:02.355	10	94.62mph	152.28kph
----	------------	-------------	----------	----	----------	-----------

Weather/Track: Cloud / Dry

Silverstone  
Circuit Length = 1.6390 miles.  
Start: 15:32 End: 15:48

Clerk of the Course:	Timekeeper:
----------------------	-------------

# The Walter Hayes Trophy

## LAP ANALYSIS - RACE 17 - Silverstone 6/7 November 2010

<b>3</b>	<b>Peter DEMPSEY</b>	Ray GR05
1 -	1:07.459	6 - 1:02.535
2 -	1:03.715	7 - 1:02.504
3 -	1:03.129	8 - <b>1:02.487</b>
4 -	1:02.849	9 - 1:02.557
5 -	1:02.562	10 - 1:02.498
		11 - 1:02.835
		12 - 1:03.066
		13 - 1:03.335
		14 - 1:03.200
		15 - 1:03.266
<b>4</b>	<b>Wayne BOYD</b>	Van Diemen LA10
1 -	1:07.623	6 - 1:02.485
2 -	1:03.943	7 - <b>1:02.428</b>
3 -	1:03.180	8 - 1:02.779
4 -	1:03.034	9 - 1:02.653
5 -	1:03.215	10 - 1:02.674
		11 - 1:02.542
		12 - 1:02.915
		13 - 1:02.993
		14 - 1:03.645
		15 - 1:03.207
<b>6</b>	<b>Roger ORGEE</b>	Van Diemen RF00
1 -	1:12.504	6 - 1:07.000
2 -	1:05.580	7 - 1:08.802
3 -	1:04.805	8 - 1:08.535
4 -	<b>1:04.301</b>	9 - 1:21.335P
5 -	1:05.311	
<b>12</b>	<b>Noel DUNNE</b>	Mygale SJ08
1 -	1:09.477	6 - 1:02.560
2 -	1:04.053	7 - 1:13.092
3 -	1:03.915	8 - 1:02.488
4 -	1:02.917	9 - 1:04.191
5 -	1:02.745	10 - <b>1:02.355</b>
		11 - 1:03.347
		12 - 1:03.431
		13 - 1:03.336
		14 - 1:03.044
		15 - 1:03.244
<b>15</b>	<b>David MCARTHUR</b>	Van Diemen DP08
1 -	1:15.426	6 - <b>1:04.091</b>
2 -	1:06.397	7 - 1:04.361
3 -	1:06.341	8 - 1:04.531
4 -	1:04.868	9 - 1:05.806
5 -	1:04.841	10 - 1:05.133
		11 - 1:05.917
		12 - 1:05.910
		13 - 1:07.287
		14 - 1:07.033
		15 - 1:07.621
<b>16</b>	<b>Joey FOSTER</b>	Van Diemen RF78
1 -	1:11.090	6 - 1:03.771
2 -	1:05.215	7 - 1:04.012
3 -	1:04.503	8 - 1:03.577
4 -	<b>1:03.556</b>	9 - 1:17.001
5 -	1:03.950	10 - 1:03.833
		11 - 1:03.700
		12 - 1:03.698
		13 - 1:04.697
		14 - 1:04.758
		15 - 1:04.668

Weather/Track: Cloud / Dry

www.mstworld.com

Page 1 of 6

Silverstone  
Circuit Length = 1.6390 miles.  
Start: 15:32 End: 15:48

Printed - 15:50 Sunday, 07 November 2010

# The Walter Hayes Trophy

## LAP ANALYSIS - RACE 17 - Silverstone 6/7 November 2010

(contd.)

<b>21</b>	<b>Felix SERRALLES</b>	Ray GRS08
1 - 1:08.566	6 - 1:03.237	11 - 1:02.717
2 - 1:04.449	7 - 1:03.165	12 - 1:03.221
3 - 1:03.590	8 - 1:02.959	13 - 1:03.727
4 - 1:03.028	9 - 1:02.747	14 - 1:03.610
5 - <b>1:02.510</b>	10 - 1:02.553	15 - 1:03.113
<b>22</b>	<b>Spence PIGOT</b>	Ray GRS08
1 - 1:07.933	6 - <b>1:02.586</b>	11 - 1:02.896
2 - 1:04.238	7 - 1:09.171	12 - 1:03.373
3 - 1:04.229	8 - 1:03.098	13 - 1:03.111
4 - 1:03.744	9 - 1:02.686	14 - 1:03.390
5 - 1:03.135	10 - 1:02.731	15 - 1:03.533
<b>23</b>	<b>Nathan WARD</b>	Swift SC95
1 - 1:11.670	6 - 1:04.008	11 - 1:04.327
2 - 1:05.686	7 - <b>1:03.823</b>	12 - 1:04.372
3 - 1:04.640	8 - 1:04.281	13 - 1:04.902
4 - 1:04.531	9 - 1:06.091	14 - 1:04.803
5 - 1:04.790	10 - 1:03.854	15 - 1:04.511
<b>26</b>	<b>Neville SMYTH</b>	Ray GRS07
1 - 1:08.167	6 - 1:03.013	11 - 1:02.900
2 - 1:04.257	7 - 1:02.943	12 - 1:02.921
3 - 1:13.071	8 - <b>1:02.448</b>	13 - 1:03.081
4 - 1:03.974	9 - 1:03.331	14 - 1:03.264
5 - 1:03.056	10 - 1:02.852	15 - 1:03.878
<b>27</b>	<b>Ivor MCCULLOUGH</b>	Van Diemen RF00
1 - 1:07.624	6 - 1:02.575	11 - 1:02.656
2 - 1:04.271	7 - <b>1:02.463</b>	12 - 1:02.818
3 - 1:02.959	8 - 1:02.625	13 - 1:03.104
4 - 1:03.148	9 - 1:02.761	14 - 1:03.366
5 - 1:02.775	10 - 1:02.547	15 - 1:03.350
<b>30</b>	<b>Mike EDGAR</b>	Van Diemen RF90
1 - 1:13.477	6 - 1:04.151	11 - 1:04.615
2 - 1:05.941	7 - <b>1:03.944</b>	
3 - 1:05.102	8 - 1:04.069	
4 - 1:05.052	9 - 1:04.094	
5 - 1:04.685	10 - 1:04.830	

Weather/Track: Cloud / Dry

www.mstworld.com

Page 2 of 6

Silverstone  
Circuit Length = 1.6390 miles.  
Start: 15:32 End: 15:48

Printed - 15:50 Sunday, 07 November 2010



# The Walter Hayes Trophy

## LAP ANALYSIS - RACE 17 - Silverstone 6/7 November 2010

(contd.)

<b>34</b>	<b>Andrew XAVIER</b>	Van Diemen RF87
1 -	1:15.274	6 - 1:04.691
2 -	1:06.463	7 - 1:04.686
3 -	1:06.080	8 - 1:05.132
4 -	1:05.139	9 - 1:04.504
5 -	1:05.797	10 - <b>1:04.118</b>
		11 - 1:04.692
		12 - 1:05.398
		13 - 1:04.663
		14 - 1:05.468
		15 - 1:07.865
<b>35</b>	<b>Robert HALL</b>	Swift SC10
1 -	1:10.616	6 - 1:03.742
2 -	1:04.662	7 - 1:03.766
3 -	1:04.455	8 - 1:03.045
4 -	1:03.788	9 - <b>1:02.790</b>
5 -	1:04.557	10 - 1:03.098
		11 - 1:02.995
		12 - 1:03.203
		13 - 1:03.905
		14 - 1:04.119
		15 - 1:03.685
<b>37</b>	<b>Rob SMITH</b>	Van Diemen RF99
1 -	1:14.605	6 - 1:04.332
2 -	1:06.627	7 - 1:04.785
3 -	1:05.434	8 - <b>1:03.995</b>
4 -	1:04.359	9 - 1:05.855
5 -	1:04.787	10 - 1:05.060
		11 - 1:04.697
		12 - 1:04.223
		13 - 1:05.166
		14 - 1:04.982
		15 - 1:05.286
<b>43</b>	<b>Luke COOPER</b>	Swift SC92
1 -	1:13.272	6 - 1:03.987
2 -	1:05.548	7 - 1:04.016
3 -	1:04.865	8 - <b>1:03.859</b>
4 -	1:03.910	9 - 1:04.297
5 -	1:03.893	10 - 1:04.487
		11 - 1:03.989
		12 - 1:05.560
		13 - 1:05.792
		14 - 1:05.184
		15 - 1:04.814
<b>44</b>	<b>Michael VERGERS</b>	Van Diemen RF99
1 -	1:08.418	6 - 1:03.563
2 -	1:04.448	7 - 1:03.604
3 -	1:03.467	8 - <b>1:02.615</b>
4 -	1:03.004	9 - 1:02.851
5 -	1:02.680	10 - 1:02.850
		11 - 1:03.056
		12 - 1:03.214
		13 - 1:03.383
		14 - 1:03.898
		15 - 1:03.454
<b>54</b>	<b>Douglas CROSBIE</b>	Van Diemen RF00
1 -	1:17.401	6 - 1:04.685
2 -	1:05.002	7 - 1:04.653
3 -	1:06.115	8 - 1:04.733
4 -	1:04.836	9 - 1:04.076
5 -	1:05.480	10 - <b>1:04.020</b>
		11 - 1:05.574
		12 - 1:04.294
		13 - 1:04.509
		14 - 1:04.684
		15 - 1:04.583

Weather/Track: Cloud / Dry

www.mstworld.com

Page 3 of 6

Silverstone  
Circuit Length = 1.6390 miles.  
Start: 15:32 End: 15:48

Printed - 15:50 Sunday, 07 November 2010

# The Walter Hayes Trophy

## LAP ANALYSIS - RACE 17 - Silverstone 6/7 November 2010

(contd.)

<b>59</b>	<b>Chris ACTON</b>	Ray GRS08
1 - 1:15.722	6 - 1:04.111	11 - <b>1:03.936</b>
2 - 1:06.254	7 - 1:04.708	12 - 1:04.177
3 - 1:05.911	8 - 1:04.034	13 - 1:05.029
4 - 1:04.099	9 - 1:05.852	14 - 1:04.825
5 - 1:04.335	10 - 1:04.645	15 - 1:04.720
<b>60</b>	<b>Jonathan MCMULLAN</b>	Van Diemen RF92
1 - 1:09.902	6 - <b>1:03.020</b>	11 - 1:03.336
2 - 1:04.415	7 - 1:03.202	12 - 1:04.491
3 - 1:04.378	8 - 1:03.157	13 - 1:04.481
4 - 1:03.484	9 - 1:03.549	14 - 1:04.373
5 - 1:04.041	10 - 1:03.305	15 - 1:04.328
<b>62</b>	<b>Adam HIGGINS</b>	Van Diemen RF90
1 - 1:10.110	6 - 1:03.725	11 - 1:03.207
2 - 1:04.947	7 - 1:03.989	12 - 1:03.479
3 - 1:04.251	8 - 1:03.123	13 - 1:03.441
4 - 1:04.061	9 - <b>1:02.816</b>	14 - 1:04.212
5 - 1:04.784	10 - 1:03.003	15 - 1:03.564
<b>68</b>	<b>Adrian CAMPFIELD</b>	Spectrum 011C
1 - 1:08.902	6 - <b>1:02.956</b>	11 - 1:04.117
2 - 1:04.397	7 - 1:04.640	12 - 1:03.764
3 - 1:04.238	8 - 1:03.522	13 - 1:03.055
4 - 1:03.163	9 - 1:04.104	14 - 1:03.658
5 - 1:02.973	10 - 1:03.289	15 - 1:03.692
<b>70</b>	<b>Matt RIVETT</b>	Mygale SJ00
1 - 1:11.517	6 - 1:03.964	11 - 1:03.997
2 - 1:04.915	7 - 1:03.725	12 - 1:03.884
3 - 1:04.076	8 - <b>1:03.386</b>	13 - 1:03.403
4 - 1:03.609	9 - 1:03.632	14 - 1:03.828
5 - 1:04.404	10 - 1:03.867	15 - 1:04.565
<b>74</b>	<b>Oliver BULL</b>	Swift SC92F
1 - 1:12.935	6 - 1:05.008	11 - 1:04.689
2 - 1:06.301	7 - 1:04.129	12 - 1:04.694
3 - 1:04.921	8 - 1:04.416	13 - 1:05.198
4 - 1:04.240	9 - 1:04.383	14 - 1:04.552
5 - <b>1:04.108</b>	10 - 1:04.735	15 - 1:04.505

Weather/Track: Cloud / Dry

www.mstworld.com

Page 4 of 6

Silverstone  
Circuit Length = 1.6390 miles.  
Start: 15:32 End: 15:48

Printed - 15:50 Sunday, 07 November 2010

# The Walter Hayes Trophy

## LAP ANALYSIS - RACE 17 - Silverstone 6/7 November 2010

(contd.)

<b>77</b>	<b>Gaius GHINN</b>	Van Diemen RF00
1 - 1:11.427	6 - 1:05.261	11 - <b>1:03.982</b>
2 - 1:05.540	7 - 1:04.644	12 - 1:04.631
3 - 1:04.778	8 - 1:04.751	13 - 1:05.407
4 - 1:04.537	9 - 1:04.384	14 - 1:04.897
5 - 1:04.697	10 - 1:04.238	15 - 1:04.713
<b>81</b>	<b>Josh FISHER</b>	Van Diemen RF05
1 - 1:09.931	6 - <b>1:03.053</b>	11 - 1:03.568
2 - 1:04.539	7 - 1:03.358	12 - 1:03.404
3 - 1:03.738	8 - 1:03.416	13 - 1:03.912
4 - 1:03.410	9 - 1:03.408	14 - 1:03.944
5 - 1:03.172	10 - 1:03.684	15 - 1:03.617
<b>91</b>	<b>Steve HARE</b>	Van Diemen RF90
1 - 1:14.534	6 - <b>1:04.006</b>	11 - 1:05.554
2 - 1:06.622	7 - 1:04.730	12 - 1:05.268
3 - 1:06.317	8 - 1:04.050	13 - 1:05.011
4 - 1:04.431	9 - 1:05.835	14 - 1:05.932
5 - 1:04.989	10 - 1:05.350	15 - 1:06.189
<b>93</b>	<b>John MURPHY</b>	Van Diemen RF90
1 - 1:10.457	6 - 1:04.316	11 - 1:04.128
2 - 1:05.962	7 - <b>1:04.127</b>	12 - 1:05.785
3 - 1:05.225	8 - 1:04.219	13 - 1:05.565
4 - 1:04.463	9 - 1:04.555	14 - 1:04.354
5 - 1:04.467	10 - 1:04.910	15 - 1:04.671
<b>94</b>	<b>Derek DALY</b>	Van Diemen RF93
1 - 1:13.609	6 - 1:04.852	11 - 1:04.799
2 - 1:06.773	7 - <b>1:04.391</b>	12 - 1:04.652
3 - 1:04.595	8 - 1:04.537	13 - 1:04.728
4 - 1:04.981	9 - 1:05.863	14 - 1:04.793
5 - 1:04.891	10 - 1:05.604	15 - 1:04.866
<b>101</b>	<b>Glynn GEDDIE</b>	Ray GR09
1 - 1:13.767	6 - 1:03.921	11 - <b>1:03.774</b>
2 - 1:06.078	7 - 1:03.985	12 - 1:04.748
3 - 1:04.971	8 - 1:04.249	13 - 1:04.240
4 - 1:04.389	9 - 1:03.968	14 - 1:04.858
5 - 1:03.929	10 - 1:04.052	15 - 1:04.771

Weather/Track: Cloud / Dry

www.mstworld.com

Page 5 of 6

Silverstone  
Circuit Length = 1.6390 miles.  
Start: 15:32 End: 15:48

Printed - 15:50 Sunday, 07 November 2010

# The Walter Hayes Trophy

## LAP ANALYSIS - RACE 17 - Silverstone 6/7 November 2010

(contd.)

<b>102</b>	<b>Scott MCGARRITY</b>	Van Diemen RF92
<b>111</b>	<b>Ben NORTON</b>	Spectrum 011B
1 - 1:10.102	6 - 1:03.006	11 - 1:03.125
2 - 1:04.717	7 - 1:02.692	12 - 1:03.049
3 - 1:03.974	8 - 1:03.373	13 - 1:02.774
4 - 1:03.556	9 - 1:03.094	14 - 1:03.935
5 - 1:03.539	10 - <b>1:02.465</b>	15 - 1:03.094
<b>115</b>	<b>Michael MOYERS</b>	Swift SC92
1 - 1:12.308	6 - 1:05.010	11 - 1:04.299
2 - 1:06.003	7 - 1:03.985	12 - 1:04.806
3 - 1:05.025	8 - 1:03.979	13 - 1:05.206
4 - 1:04.453	9 - 1:03.966	14 - 1:04.578
5 - 1:04.344	10 - <b>1:03.796</b>	15 - 1:04.853
<b>121</b>	<b>Cormac O'NEILL</b>	Ray GR09
1 - 1:11.877	6 - 1:03.821	11 - 1:03.930
2 - 1:05.792	7 - 1:03.101	12 - 1:03.833
3 - 1:04.607	8 - <b>1:02.755</b>	13 - 1:03.493
4 - 1:04.466	9 - 1:03.624	14 - 1:03.760
5 - 1:03.893	10 - 1:03.655	15 - 1:04.038
<b>144</b>	<b>David QUINN</b>	Van Diemen RF99
1 - 1:21.864	6 - 1:04.929	11 - 1:05.400
2 - 1:05.998	7 - <b>1:04.825</b>	12 - 1:05.150
3 - 1:05.410	8 - 1:04.917	13 - 1:05.149
4 - 1:04.867	9 - 1:05.207	14 - 1:04.940
5 - 1:04.954	10 - 1:04.990	15 - 1:06.526
<b>172</b>	<b>Jonathan HOAD</b>	Van Diemen RF90
1 - 1:12.146	6 - 1:04.533	11 - 1:03.981
2 - 1:05.726	7 - 1:03.823	12 - 1:30.551P
3 - 1:04.676	8 - <b>1:03.438</b>	
4 - 1:04.813	9 - 1:03.965	
5 - 1:04.674	10 - 1:04.149	

Weather/Track: Cloud / Dry

www.mstworld.com

Page 6 of 6

Silverstone  
Circuit Length = 1.6390 miles.  
Start: 15:32 End: 15:48

Printed - 15:50 Sunday, 07 November 2010

# The Walter Hayes Trophy

## LAP CHART - RACE 17 - Silverstone 6/7 November 2010

Lap 1			Lap 2			Lap 3			Lap 4			Lap 5		
No	Behind	Laptime	No	Behind	Laptime	No	Behind	Laptime	No	Behind	Laptime	No	Behind	Laptime
3		1:07.459	3		1:03.715	3		1:03.129	3		1:02.849	3		1:02.562
4	0.164	1:07.623	4	0.392	1:03.943	4	0.443	1:03.180	4	0.628	1:03.034	27	1.063	1:02.775
27	0.165	1:07.624	27	0.721	1:04.271	27	0.551	1:02.959	27	0.850	1:03.148	4	1.281	1:03.215
22	0.474	1:07.933	22	0.997	1:04.238	44	2.030	1:03.467	44	2.185	1:03.004	44	2.303	1:02.680
26	0.708	1:08.167	26	1.250	1:04.257	22	2.097	1:04.229	21	2.481	1:03.028	21	2.429	1:02.510
44	0.959	1:08.418	44	1.692	1:04.448	21	2.302	1:03.590	22	2.992	1:03.744	12	3.393	1:02.745
21	1.107	1:08.566	21	1.841	1:04.449	12	3.142	1:03.915	12	3.210	1:02.917	22	3.565	1:03.135
68	1.443	1:08.902	68	2.125	1:04.397	68	3.234	1:04.238	68	3.548	1:03.163	68	3.959	1:02.973
12	2.018	1:09.477	12	2.356	1:04.053	81	3.905	1:03.738	81	4.466	1:03.410	81	5.076	1:03.172
60	2.443	1:09.902	60	3.143	1:04.415	60	4.392	1:04.378	60	5.027	1:03.484	111	6.174	1:03.539
81	2.472	1:09.931	81	3.296	1:04.539	111	4.490	1:03.974	111	5.197	1:03.556	60	6.506	1:04.041
111	2.643	1:10.102	111	3.645	1:04.717	62	5.005	1:04.251	62	6.217	1:04.061	35	8.364	1:04.557
62	2.651	1:10.110	62	3.883	1:04.947	35	5.430	1:04.455	35	6.369	1:03.788	62	8.439	1:04.784
93	2.998	1:10.457	35	4.104	1:04.662	70	6.205	1:04.076	70	6.965	1:03.609	16	8.600	1:03.950
35	3.157	1:10.616	16	5.131	1:05.215	16	6.505	1:04.503	16	7.212	1:03.556	70	8.807	1:04.404
16	3.631	1:11.090	93	5.245	1:05.962	93	7.341	1:05.225	93	8.955	1:04.463	93	10.860	1:04.467
77	3.968	1:11.427	70	5.258	1:04.915	77	7.442	1:04.778	77	9.130	1:04.537	121	10.921	1:03.893
70	4.058	1:11.517	77	5.793	1:05.540	23	7.693	1:04.640	23	9.375	1:04.531	77	11.265	1:04.697
23	4.211	1:11.670	23	6.182	1:05.686	121	7.973	1:04.607	121	9.590	1:04.466	23	11.603	1:04.790
121	4.418	1:11.877	121	6.495	1:05.792	172	8.245	1:04.676	6	10.038	1:04.301	43	11.774	1:03.893
172	4.687	1:12.146	172	6.698	1:05.726	6	8.586	1:04.805	172	10.209	1:04.813	172	12.321	1:04.674
115	4.849	1:12.308	6	6.910	1:05.580	115	9.033	1:05.025	43	10.443	1:03.910	115	12.419	1:04.344
6	5.045	1:12.504	115	7.137	1:06.003	43	9.382	1:04.865	115	10.637	1:04.453	6	12.787	1:05.311
74	5.476	1:12.935	43	7.646	1:05.548	74	9.854	1:04.921	74	11.245	1:04.240	74	12.791	1:04.108
43	5.813	1:13.272	74	8.062	1:06.301	30	10.217	1:05.102	101	12.053	1:04.389	26	12.811	1:03.056
30	6.018	1:13.477	30	8.244	1:05.941	101	10.513	1:04.971	26	12.317	1:03.974	101	13.420	1:03.929
94	6.150	1:13.609	101	8.671	1:06.078	94	10.674	1:04.595	30	12.420	1:05.052	30	14.543	1:04.685
101	6.308	1:13.767	94	9.208	1:06.773	26	11.192	1:13.071	94	12.806	1:04.981	94	15.135	1:04.891
91	7.075	1:14.534	91	9.982	1:06.622	37	12.363	1:05.434	37	13.873	1:04.359	37	16.098	1:04.787
37	7.146	1:14.605	37	10.058	1:06.627	91	13.170	1:06.317	91	14.752	1:04.431	59	16.607	1:04.335
34	7.815	1:15.274	34	10.563	1:06.463	34	13.514	1:06.080	59	14.834	1:04.099	91	17.179	1:04.989
15	7.967	1:15.426	15	10.649	1:06.397	59	13.584	1:05.911	34	15.804	1:05.139	15	18.159	1:04.841
59	8.263	1:15.722	59	10.802	1:06.254	15	13.861	1:06.341	15	15.880	1:04.868	34	19.039	1:05.797
54	9.942	1:17.401	54	11.229	1:05.002	54	14.215	1:06.115	54	16.202	1:04.836	54	19.120	1:05.480
144	14.405	1:21.864	144	16.688	1:05.998	144	18.969	1:05.410	144	20.987	1:04.867	144	23.379	1:04.954

Weather/Track: Cloud / Dry

www.mstworld.com

Page 1 of 3

Silverstone  
Circuit Length = 1.6390 miles.  
Start: 15:32 End: 15:48

Printed - 15:50 Sunday, 07 November 2010

# The Walter Hayes Trophy

## LAP CHART - RACE 17 - Silverstone 6/7 November 2010

(contd.)

Lap 6			Lap 7			Lap 8			Lap 9			Lap 10		
No	Behind	Laptime	No	Behind	Laptime	No	Behind	Laptime	No	Behind	Laptime	No	Behind	Laptime
3		1:02.535	3		1:02.504	3		1:02.487	3		1:02.557	3		1:02.498
27	1.103	1:02.575	27	1.062	1:02.463	27	1.200	1:02.625	27	1.404	1:02.761	27	1.453	1:02.547
4	1.231	1:02.485	4	1.155	1:02.428	4	1.447	1:02.779	4	1.543	1:02.653	4	1.719	1:02.674
21	3.131	1:03.237	21	3.792	1:03.165	21	4.264	1:02.959	21	4.454	1:02.747	21	4.509	1:02.553
44	3.331	1:03.563	44	4.431	1:03.604	44	4.559	1:02.615	44	4.853	1:02.851	44	5.205	1:02.850
12	3.418	1:02.560	81	6.448	1:03.358	81	7.377	1:03.416	81	8.228	1:03.408	111	8.223	1:02.465
22	3.616	1:02.586	68	6.516	1:04.640	68	7.551	1:03.522	111	8.256	1:03.094	81	9.414	1:03.684
68	4.380	1:02.956	111	6.833	1:02.692	111	7.719	1:03.373	68	9.098	1:04.104	68	9.889	1:03.289
81	5.594	1:03.053	60	7.689	1:03.202	60	8.359	1:03.157	60	9.351	1:03.549	60	10.158	1:03.305
111	6.645	1:03.006	22	10.283	1:09.171	22	10.894	1:03.098	22	11.023	1:02.686	22	11.256	1:02.731
60	6.991	1:03.020	35	10.833	1:03.766	35	11.391	1:03.045	35	11.624	1:02.790	35	12.224	1:03.098
35	9.571	1:03.742	62	11.114	1:03.989	62	11.750	1:03.123	62	12.009	1:02.816	62	12.514	1:03.003
62	9.629	1:03.725	16	11.344	1:04.012	70	12.356	1:03.386	70	13.431	1:03.632	70	14.800	1:03.867
16	9.836	1:03.771	70	11.457	1:03.725	16	12.434	1:03.577	121	14.139	1:03.624	26	14.817	1:02.852
70	10.236	1:03.964	121	12.804	1:03.101	121	13.072	1:02.755	26	14.463	1:03.331	121	15.296	1:03.655
121	12.207	1:03.821	26	13.728	1:02.943	26	13.689	1:02.448	12	15.641	1:04.191	12	15.498	1:02.355
93	12.641	1:04.316	12	14.006	1:13.092	12	14.007	1:02.488	43	17.850	1:04.297	172	19.648	1:04.149
23	13.076	1:04.008	93	14.264	1:04.127	93	15.996	1:04.219	93	17.994	1:04.555	43	19.839	1:04.487
43	13.226	1:03.987	23	14.395	1:03.823	43	16.110	1:03.859	172	17.997	1:03.965	93	20.406	1:04.910
26	13.289	1:03.013	43	14.738	1:04.016	23	16.189	1:04.281	115	19.276	1:03.966	115	20.574	1:03.796
77	13.991	1:05.261	172	15.638	1:03.823	172	16.589	1:03.438	101	19.460	1:03.968	101	21.014	1:04.052
172	14.319	1:04.533	77	16.131	1:04.644	115	17.867	1:03.979	23	19.723	1:06.091	23	21.079	1:03.854
101	14.806	1:03.921	101	16.287	1:03.985	101	18.049	1:04.249	77	20.222	1:04.384	77	21.962	1:04.238
115	14.894	1:05.010	115	16.375	1:03.985	77	18.395	1:04.751	74	20.644	1:04.383	74	22.881	1:04.735
74	15.264	1:05.008	74	16.889	1:04.129	74	18.818	1:04.416	30	20.718	1:04.094	30	23.050	1:04.830
30	16.159	1:04.151	30	17.599	1:03.944	30	19.181	1:04.069	94	24.695	1:05.863	59	27.376	1:04.645
6	17.252	1:07.000	94	19.339	1:04.391	94	21.389	1:04.537	37	24.982	1:05.855	37	27.544	1:05.060
94	17.452	1:04.852	37	20.176	1:04.785	37	21.684	1:03.995	59	25.229	1:05.852	94	27.801	1:05.604
37	17.895	1:04.332	59	20.387	1:04.708	59	21.934	1:04.034	91	25.717	1:05.835	16	28.213	1:03.833
59	18.183	1:04.111	91	20.876	1:04.730	91	22.439	1:04.050	15	26.865	1:05.806	91	28.569	1:05.350
91	18.650	1:04.006	15	21.572	1:04.361	15	23.616	1:04.531	16	26.878	1:17.001	54	28.706	1:04.020
15	19.715	1:04.091	34	23.377	1:04.686	54	25.665	1:04.733	54	27.184	1:04.076	15	29.500	1:05.133
34	21.195	1:04.691	54	23.419	1:04.653	34	26.022	1:05.132	34	27.969	1:04.504	34	29.589	1:04.118
54	21.270	1:04.685	6	23.550	1:08.802	6	29.598	1:08.535	144	33.174	1:05.207	144	35.666	1:04.990
144	25.773	1:04.929	144	28.094	1:04.825	144	30.524	1:04.917	6	48.376	1:21.335P			

Weather/Track: Cloud / Dry

www.mstworld.com

Page 2 of 3

Silverstone  
Circuit Length = 1.6390 miles.  
Start: 15:32 End: 15:48

Printed - 15:50 Sunday, 07 November 2010

# The Walter Hayes Trophy

## LAP CHART - RACE 17 - Silverstone 6/7 November 2010

(contd.)

Lap 11			Lap 12			Lap 13			Lap 14			Lap 15		
No	Behind	Laptime	No	Behind	Laptime	No	Behind	Laptime	No	Behind	Laptime	No	Behind	Laptime
3		1:02.835	3		1:03.066	3		1:03.335	3		1:03.200	3		1:03.266
27	1.274	1:02.656	27	1.026	1:02.818	27	0.795	1:03.104	27	0.961	1:03.366	27	1.045	1:03.350
4	1.426	1:02.542	4	1.275	1:02.915	4	0.933	1:02.993	4	1.378	1:03.645	4	1.319	1:03.207
21	4.391	1:02.717	21	4.546	1:03.221	21	4.938	1:03.727	21	5.348	1:03.610	21	5.195	1:03.113
44	5.426	1:03.056	44	5.574	1:03.214	44	5.622	1:03.383	44	6.320	1:03.898	44	6.508	1:03.454
111	8.513	1:03.125	111	8.496	1:03.049	111	7.935	1:02.774	111	8.670	1:03.935	111	8.498	1:03.094
81	10.147	1:03.568	81	10.485	1:03.404	81	11.062	1:03.912	22	11.590	1:03.390	22	11.857	1:03.533
60	10.659	1:03.336	22	11.624	1:03.373	22	11.400	1:03.111	81	11.806	1:03.944	81	12.157	1:03.617
68	11.171	1:04.117	68	11.869	1:03.764	68	11.589	1:03.055	68	12.047	1:03.658	68	12.473	1:03.692
22	11.317	1:02.896	60	12.084	1:04.491	35	13.091	1:03.905	35	14.010	1:04.119	35	14.429	1:03.685
35	12.384	1:02.995	35	12.521	1:03.203	60	13.230	1:04.481	60	14.403	1:04.373	62	14.715	1:03.564
62	12.886	1:03.207	62	13.299	1:03.479	62	13.405	1:03.441	62	14.417	1:04.212	26	15.159	1:03.878
26	14.882	1:02.900	26	14.737	1:02.921	26	14.483	1:03.081	26	14.547	1:03.264	60	15.465	1:04.328
70	15.962	1:03.997	12	16.375	1:03.431	12	16.376	1:03.336	12	16.220	1:03.044	12	16.198	1:03.244
12	16.010	1:03.347	70	16.780	1:03.884	70	16.848	1:03.403	70	17.476	1:03.828	121	18.648	1:04.038
121	16.391	1:03.930	121	17.158	1:03.833	121	17.316	1:03.493	121	17.876	1:03.760	70	18.775	1:04.565
172	20.794	1:03.981	43	23.487	1:05.560	101	24.540	1:04.240	101	26.198	1:04.858	101	27.703	1:04.771
43	20.993	1:03.989	101	23.635	1:04.748	23	25.444	1:04.902	115	27.027	1:04.578	23	28.292	1:04.511
93	21.699	1:04.128	115	23.778	1:04.806	115	25.649	1:05.206	23	27.047	1:04.803	115	28.614	1:04.853
101	21.953	1:03.774	23	23.877	1:04.372	43	25.944	1:05.792	93	27.802	1:04.354	93	29.207	1:04.671
115	22.038	1:04.299	93	24.418	1:05.785	93	26.648	1:05.565	43	27.928	1:05.184	43	29.476	1:04.814
23	22.571	1:04.327	77	24.674	1:04.631	77	26.746	1:05.407	77	28.443	1:04.897	77	29.890	1:04.713
77	23.109	1:03.982	74	26.363	1:04.694	74	28.226	1:05.198	74	29.578	1:04.552	74	30.817	1:04.505
74	24.735	1:04.689	59	29.588	1:04.177	16	31.072	1:04.697	16	32.630	1:04.758	16	34.032	1:04.668
30	24.830	1:04.615	16	29.710	1:03.698	59	31.282	1:05.029	59	32.907	1:04.825	59	34.361	1:04.720
59	28.477	1:03.936	37	30.563	1:04.223	37	32.394	1:05.166	37	34.176	1:04.982	94	35.937	1:04.866
16	29.078	1:03.700	94	31.351	1:04.652	94	32.744	1:04.728	94	34.337	1:04.793	37	36.196	1:05.286
37	29.406	1:04.697	54	32.673	1:04.294	54	33.847	1:04.509	54	35.331	1:04.684	54	36.648	1:04.583
94	29.765	1:04.799	91	33.490	1:05.268	34	35.106	1:04.663	34	37.374	1:05.468	91	40.821	1:06.189
91	31.288	1:05.554	34	33.778	1:05.398	91	35.166	1:05.011	91	37.898	1:05.932	34	41.973	1:07.865
54	31.445	1:05.574	15	35.426	1:05.910	15	39.378	1:07.287	15	43.211	1:07.033	144	47.129	1:06.526
34	31.446	1:04.692	144	40.315	1:05.150	144	42.129	1:05.149	144	43.869	1:04.940	15	47.566	1:07.621
15	32.582	1:05.917	172	48.279	1:30.551P									
144	38.231	1:05.400												

Weather/Track: Cloud / Dry

www.mstworld.com

Page 3 of 3

Silverstone  
Circuit Length = 1.6390 miles.  
Start: 15:32 End: 15:48

Printed - 15:50 Sunday, 07 November 2010