



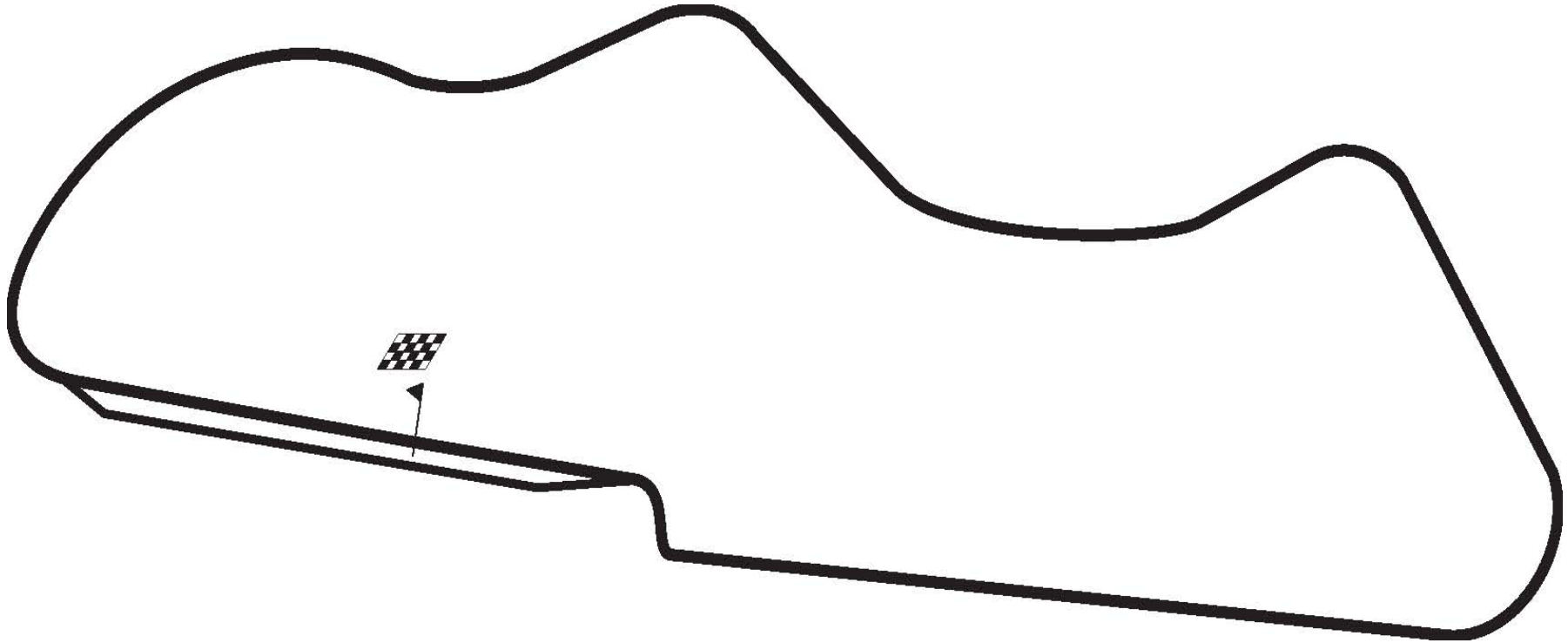
Historic Race Meeting

Donington Park  
5 April 2009



Timing and Results by MST SYSTEMS Ltd  
[www.mstworld.com](http://www.mstworld.com)

# DONINGTON PARK



CIRCUIT LENGTH 1.9573 Miles / 3.1499 Kilometres



# 70's Road Sports Championship

## QUALIFYING Race 1 - Donington Park - 5 April 2009

POS	NO	CL	NAT	ENTRY	TIME	LAPS	GAP	MPH
1	19	A	TR	Richard PLANT Morgan Plus 8	1:23.131	11		84.76
2	64	A		Paul ANDERSON Porsche 928	1:23.351	11	0.220	84.53
3	29	A		Phil BRIGGS Porsche 928	1:24.767	11	1.636	83.12
4	24	B		Charles BARTER Datsun 240Z	1:25.215	11	2.084	82.68
5	44	C		Alan HARPER Lotus Elan S4	1:25.897	11	2.766	82.03
6	1	D2	TR	Ian JACOBS Jensen Healey	1:26.564	9	3.433	81.40
7	65	C		Steve COOKE Lotus 7 S4	1:26.700	11	3.569	81.27
8	86	B		Christina TOTTY TVR 3000M	1:27.476	11	4.345	80.55
9	9	B		Julian BARTER TVR 3000M	1:27.848	11	4.717	80.21
10	34	B		Rory STOCKBRIDGE TVR 3000	1:28.635	10	5.504	79.49
11	37	B		Josh SADLER Porsche 911	1:28.671	10	5.540	79.46
12	42	C		Bill BRAITHWAITE Lotus Europa	1:29.292	11	6.161	78.91
13	26	B		Paul STAFFORD Datsun 240Z	1:29.964	11	6.833	78.32
14	96	B		Nigel BARNETT Ford Capri 3000E	1:30.543	10	7.412	77.82
15	31	A		Mark BENNETT MGB GTV8	1:31.005	10	7.874	77.42
16	47	B		Paul ASLETT Porsche 911E	1:32.192	11	9.061	76.43
17	14	D1		Jai SHARMA Ferrari 308 GTB	1:32.480	11	9.349	76.19
18	98	D2		Bob TROTTER Jensen Healey	1:32.819	10	9.688	75.91
19	57	D2		Mark OLDFIELD Alfa Romeo Sprint Veloce	1:33.891	10	10.760	75.04
20	92	D2		Brian JARVIS Porsche 924	1:33.945	10	10.814	75.00
21	23	D2		Will MORTON Alfa Romeo 2000 GTV	1:34.192	10	11.061	74.80
22	61	D2		Luke CLARK-BAGNALL Triumph GT6 Mk3	1:35.855	8	12.724	73.51
23	81	D2		John DOBSON Alfa Romeo 2000 GTV	1:35.862	10	12.731	73.50
24	10	C		Nigel ASHLEY Lotus Europa	1:36.488	9	13.357	73.02
25	82	D1		Alex CHILDS Lancia Fulvia Zagato	1:38.802	10	15.671	71.31
26	4	D1		Ken RORRISON Lancia Fulvia	1:40.101	10	16.970	70.39
27	84	E	TR	Carl OLDFIELD Lancia Fulvia	1:52.693	9	29.562	62.52
28	35	B		Colin CAMPBELL Ferrari Dino 246 GT	1:59.064	8	35.933	59.18

TR = Cars 1, 19, 84 require working transponders

Weather/Track: Sun /Dry

These results are provisional until the conclusion of any judicial and technical matters.

Donington Park

Circuit Length = 1.9573 miles.

Start: 09:05 End: 09:20

Clerk of the Course:

Timekeeper:

**70's Road Sports Championship**  
**QUALIFYING - LAP ANALYSIS - Donington Park - 5 April 2009**

<b>1</b>	<b>Ian JACOBS</b>	<b>TR</b>	Jensen Healey
1 -	X:00.000	6 -	1:27.507
2 -	1:43.927	7 -	<b>1:26.564</b>
3 -	1:31.471	8 -	1:27.838
4 -	1:27.758	9 -	1:28.358
5 -	1:33.866		
<b>4</b>	<b>Ken RORRISON</b>		Lancia Fulvia
1 -	X:00.000	6 -	1:45.036
2 -	1:49.691	7 -	<b>1:40.101</b>
3 -	1:44.010	8 -	1:44.754
4 -	1:43.821	9 -	1:42.819
5 -	1:42.337	10 -	1:53.463
<b>9</b>	<b>Julian BARTER</b>		TVR 3000M
1 -	X:00.000	6 -	1:28.743
2 -	1:44.416	7 -	<b>1:27.848</b>
3 -	1:33.545	8 -	1:28.374
4 -	1:31.088	9 -	1:29.162
5 -	1:31.740	10 -	1:27.879
<b>10</b>	<b>Nigel ASHLEY</b>		Lotus Europa
1 -	X:00.000	6 -	1:36.731
2 -	2:16.512	7 -	<b>1:36.488</b>
3 -	1:45.408	8 -	1:53.098
4 -	1:41.120	9 -	1:56.401P
5 -	1:37.576		
<b>14</b>	<b>Jai SHARMA</b>		Ferrari 308 GTB
1 -	X:00.000	6 -	1:34.585
2 -	1:44.174	7 -	1:35.695
3 -	1:34.994	8 -	1:34.582
4 -	<b>1:32.480</b>	9 -	1:33.266
5 -	1:38.614	10 -	1:44.103
<b>19</b>	<b>Richard PLANT</b>	<b>TR</b>	Morgan Plus 8
1 -	X:00.000	6 -	1:27.350
2 -	1:45.853	7 -	1:24.435
3 -	1:29.583	8 -	1:26.210
4 -	1:23.679	9 -	1:24.598
5 -	<b>1:23.131</b>	10 -	1:36.410

TR = Cars 1, 19, 84 require working transponders  
 Weather/Track: Sun /Dry

**70's Road Sports Championship**  
**QUALIFYING - LAP ANALYSIS - Donington Park - 5 April 2009**  
 (contd.)

<b>23</b>	<b>Will MORTON</b>	Alfa Romeo 2000 GTV
1 - X:00.000	6 - 1:36.890	
2 - 1:47.397	7 - 1:39.050	
3 - 1:41.186	8 - 1:35.508	
4 - 1:38.483	9 - <b>1:34.192</b>	
5 - 1:37.088	10 - 1:36.481	
<b>24</b>	<b>Charles BARTER</b>	Datsun 240Z
1 - X:00.000	6 - 1:26.002	11 - 1:26.649
2 - 1:44.095	7 - 1:25.271	
3 - 1:29.560	8 - 1:27.863	
4 - 1:28.307	9 - 1:26.102	
5 - 1:32.587	10 - <b>1:25.215</b>	
<b>26</b>	<b>Paul STAFFORD</b>	Datsun 240Z
1 - X:00.000	6 - <b>1:29.964</b>	11 - 1:53.023
2 - 1:43.365	7 - 1:30.606	
3 - 1:32.268	8 - 1:30.369	
4 - 1:32.291	9 - 1:39.225	
5 - 1:36.063	10 - 1:43.960	
<b>29</b>	<b>Phil BRIGGS</b>	Porsche 928
1 - X:00.000	6 - 1:27.643	11 - 1:32.179
2 - 1:44.514	7 - 1:26.628	
3 - 1:28.786	8 - 1:29.936	
4 - 1:27.187	9 - 1:26.073	
5 - 1:27.052	10 - <b>1:24.767</b>	
<b>31</b>	<b>Mark BENNETT</b>	MGB GTV8
1 - X:00.000	6 - 1:31.210	
2 - 1:44.301	7 - 1:31.577	
3 - 1:33.759	8 - 1:31.178	
4 - <b>1:31.005</b>	9 - 1:37.880	
5 - 1:36.789	10 - 2:00.657P	
<b>34</b>	<b>Rory STOCKBRIDGE</b>	TVR 3000
1 - X:00.000	6 - 1:30.029	
2 - 1:39.835	7 - 1:28.880	
3 - 1:31.066	8 - <b>1:28.635</b>	
4 - 1:30.422	9 - 1:36.560	
5 - 1:33.656	10 - 2:05.636P	

TR = Cars 1, 19, 84 require working transponders  
 Weather/Track: Sun /Dry

**70's Road Sports Championship**  
**QUALIFYING - LAP ANALYSIS - Donington Park - 5 April 2009**  
 (contd.)

<b>35</b>	<b>Colin CAMPBELL</b>	Ferrari Dino 246 GT
1 - X:00.000	6 - 2:05.133	
2 - 2:09.750	7 - 2:07.243	
3 - <b>1:59.064</b>	8 - 2:06.052	
4 - 2:06.048		
5 - 2:02.409		
<b>37</b>	<b>Josh SADLER</b>	Porsche 911
1 - X:00.000	6 - 1:46.191	
2 - 1:57.802	7 - 1:28.818	
3 - 1:31.851	8 - 1:28.798	
4 - 1:30.383	9 - 1:29.420	
5 - <b>1:28.671</b>	10 - 1:46.184	
<b>42</b>	<b>Bill BRAITHWAITE</b>	Lotus Europa
1 - X:00.000	6 - 1:31.838	11 - 1:35.174
2 - 1:44.363	7 - <b>1:29.292</b>	
3 - 1:36.660	8 - 1:30.127	
4 - 1:32.107	9 - 1:33.073	
5 - 1:31.148	10 - 1:40.004	
<b>44</b>	<b>Alan HARPER</b>	Lotus Elan S4
1 - X:00.000	6 - 1:28.639	11 - 1:29.705
2 - 1:42.509	7 - 1:29.860	
3 - 1:29.806	8 - 1:26.467	
4 - 1:27.753	9 - 1:27.730	
5 - 1:30.445	10 - <b>1:25.897</b>	
<b>47</b>	<b>Paul ASLETT</b>	Porsche 911E
1 - X:00.000	6 - <b>1:32.192</b>	11 - 1:42.189
2 - 1:45.028	7 - 1:32.959	
3 - 1:35.115	8 - 1:32.710	
4 - 1:33.822	9 - 1:34.253	
5 - 1:36.186	10 - 1:42.876	
<b>57</b>	<b>Mark OLDFIELD</b>	Alfa Romeo Sprint Veloce
1 - X:00.000	6 - 1:35.717	
2 - 1:38.889	7 - 1:37.102	
3 - 1:38.351	8 - 1:34.406	
4 - 1:39.302	9 - <b>1:33.891</b>	
5 - 1:37.590	10 - 1:54.867P	

TR = Cars 1, 19, 84 require working transponders  
 Weather/Track: Sun /Dry

**70's Road Sports Championship**  
**QUALIFYING - LAP ANALYSIS - Donington Park - 5 April 2009**  
 (contd.)

<b>61</b>	<b>Luke CLARK-BAGNALL</b>		Triumph GT6 Mk3
1 -	X:00.000	6 -	1:36.899
2 -	1:46.370	7 -	<b>1:35.855</b>
3 -	1:36.516	8 -	1:41.910P
4 -	1:38.993		
5 -	1:46.389		
<b>64</b>	<b>Paul ANDERSON</b>		Porsche 928
1 -	X:00.000	6 -	1:25.611
2 -	1:44.854	7 -	1:25.990
3 -	1:29.984	8 -	1:29.550
4 -	1:25.943	9 -	1:24.594
5 -	1:25.002	10 -	<b>1:23.351</b>
11 -	1:39.641		
<b>65</b>	<b>Steve COOKE</b>		Lotus 7 S4
1 -	X:00.000	6 -	<b>1:26.700</b>
2 -	1:45.611	7 -	1:30.968
3 -	1:31.231	8 -	1:27.338
4 -	1:28.803	9 -	1:29.157
5 -	1:30.481	10 -	1:27.044
11 -	1:31.142		
<b>81</b>	<b>John DOBSON</b>		Alfa Romeo 2000 GTV
1 -	X:00.000	6 -	1:39.860
2 -	1:58.572	7 -	1:37.682
3 -	1:41.602	8 -	<b>1:35.862</b>
4 -	1:37.887	9 -	1:36.818
5 -	1:38.519	10 -	2:00.923
<b>82</b>	<b>Alex CHILDS</b>		Lancia Fulvia Zagato
1 -	X:00.000	6 -	<b>1:38.802</b>
2 -	1:53.654	7 -	1:39.355
3 -	1:42.271	8 -	1:51.877
4 -	1:39.757	9 -	1:51.735
5 -	1:40.476	10 -	1:43.771
<b>84</b>	<b>Carl OLDFIELD</b>	TR	Lancia Fulvia
1 -	X:00.000	6 -	1:54.610
2 -	2:02.115	7 -	1:53.677
3 -	1:59.374	8 -	1:53.723
4 -	1:59.515	9 -	<b>1:52.693</b>
5 -	1:55.916		

TR = Cars 1, 19, 84 require working transponders  
 Weather/Track: Sun /Dry


**70's Road Sports Championship**  
**QUALIFYING - LAP ANALYSIS - Donington Park - 5 April 2009**  
 (contd.)

<b>86</b>	<b>Christina TOTTY</b>	TVR 3000M
1 - X:00.000	6 - 1:29.162	11 - 1:28.143
2 - 1:44.786	7 - 1:28.310	
3 - 1:34.961	8 - 1:28.124	
4 - 1:31.228	9 - 1:28.360	
5 - 1:36.896	10 - <b>1:27.476</b>	
<b>92</b>	<b>Brian JARVIS</b>	Porsche 924
1 - X:00.000	6 - 1:36.906	
2 - 1:54.768	7 - 1:35.303	
3 - 1:41.369	8 - 1:34.009	
4 - 1:37.898	9 - <b>1:33.945</b>	
5 - 1:37.261	10 - 1:40.442	
<b>96</b>	<b>Nigel BARNETT</b>	Ford Capri 3000E
1 - X:00.000	6 - 1:33.547	
2 - 1:48.313	7 - 1:31.257	
3 - 1:36.188	8 - <b>1:30.543</b>	
4 - 1:32.632	9 - 1:34.886	
5 - 1:31.797	10 - 1:58.719P	
<b>98</b>	<b>Bob TROTTER</b>	Jensen Healey
1 - X:00.000	6 - 1:34.656	
2 - 1:47.750	7 - 1:39.925P	
3 - 1:34.109	8 - 2:49.707	
4 - 1:34.274	9 - <b>1:32.819</b>	
5 - 1:37.825	10 - 1:50.522	

TR = Cars 1, 19, 84 require working transponders  
 Weather/Track: Sun /Dry



**70's Road Sports Championship**  
**AMENDED GRID FOR RACE 1 - Donington Park - 5 April 2009**

ROW 15	+10 Seconds	
ROW 14	46 NUNN	
ROW 13	82 CHILDS	4 RORRISON
ROW 12	81 DOBSON	10 ASHLEY
ROW 11	23 MORTON	61 CLARK-BAGNALL
ROW 10	57 OLDFIELD	92 JARVIS
ROW 9	14 SHARMA	98 TROTTER
ROW 8	31 BENNETT	47 ASLETT
ROW 7	26 STAFFORD	96 BARNETT
ROW 6	37 SADLER	42 BRAITHWAITE
ROW 5	9 BARTER	34 STOCKBRIDGE
ROW 4	65 COOKE	86 TOTTY
ROW 3	44 HARPER	1 JACOBS
ROW 2	29 BRIGGS	24 BARTER
ROW 1	19 PLANT	64 ANDERSON
	<b>POLE</b>	
		

**Car 46 allowed to start**  
**Weather/Track: Sun /Dry**  
**These results are provisional until the conclusion of any judicial and technical matters.**

Donington Park  
 Circuit Length = 1.9573 miles.  
 Start: 09:05 End: 09:20

Clerk of the Course:		Timekeeper:
----------------------	--	-------------

# 70's Road Sports Championship

## RACE 1 CLASSIFICATION - Donington Park - 5 April 2009

POS	NO	CL	NAT	ENTRY	TIME	LAPS	GAP	MPH	BEST
1	64	A		Paul ANDERSON	Porsche 928	15:34.908	11		1:23.653
2	19	A		Richard PLANT	Morgan Plus 8	15:35.747	11	0.839	1:23.595
3	9	B		Julian BARTER	TVR 3000M	16:02.687	11	27.779	1:26.153
4	1	D2		Ian JACOBS	Jensen Healey	16:06.821	11	31.913	1:25.943
5	86	B		Christina TOTTY	TVR 3000M	16:12.389	11	37.481	1:26.384
6	29	A		Phil BRIGGS	Porsche 928	16:15.637	11	40.729	1:25.561
7	65	C		Steve COOKE	Lotus 7 S4	16:20.788	11	45.880	1:25.993
8	42	C		Bill BRAITHWAITE	Lotus Europa	16:22.270	11	47.362	1:27.780
9	31	A		Mark BENNETT	MGB GTV8	16:26.698	11	51.790	1:27.350
10	37	B		Josh SADLER	Porsche 911	16:33.609	11	58.701	1:27.765
11	61	D2		Luke CLARK-BAGNALL	Triumph GT6 Mk3	16:49.900	11	1:14.992	1:29.157
12	96	B		Nigel BARNETT	Ford Capri 3000E	16:50.119	11	1:15.211	1:29.509
13	26	B		Paul STAFFORD	Datsun 240Z	16:51.347	11	1:16.439	1:29.978
14	98	D2		Bob TROTTER	Jensen Healey	16:52.071	11	1:17.163	1:29.144
15	47	B		Paul ASLETT	Porsche 911E	15:43.224	10	1 LAP	1:32.300
16	23	D2		Will MORTON	Alfa Romeo 2000 GTV	15:51.752	10	1 LAP	1:33.014
17	92	D2		Brian JARVIS	Porsche 924	16:03.468	10	1 LAP	1:32.774
18	14	B		Jai SHARMA	Ferrari 308 GTB	16:04.549	10	1 LAP	1:32.938
19	82	D1		Alex CHILDS	Lancia Fulvia Zagato	16:28.471	10	1 LAP	1:35.998
20	81	D2		John DOBSON	Alfa Romeo 2000 GTV	16:37.074	10	1 LAP	1:36.479
21	10	C		Nigel ASHLEY	Lotus Europa	16:47.819	10	1 LAP	1:38.318
22	4	D1		Ken RORRISON	Lancia Fulvia	16:49.160	10	1 LAP	1:38.259
23	57	D1		Mark OLDFIELD	Alfa Romeo Sprint Veloce	14:28.041	9	2 LAPS	1:32.753
24	84	E		Carl OLDFIELD	Lancia Fulvia	16:27.068	9	2 LAPS	1:46.374

### NOT CLASSIFIED

46	C			Chris NUNN	Lotus Elan	11:26.395	6	D.N.F.	1:49.679
44	C			Alan HARPER	Lotus Elan S4	5:53.446	4	D.N.F.	1:26.956
24	B			Charles BARTER	Datsun 240Z	4:00.822	2	D.N.F.	1:33.372

### FASTEST LAP

19	A			Richard PLANT	Morgan Plus 8	1:23.595	2	84.29mph	135.65kph
1	D2			Ian JACOBS	Jensen Healey	1:25.943	6	81.98mph	131.94kph
65	C			Steve COOKE	Lotus 7 S4	1:25.993	4	81.94mph	131.87kph
9	B			Julian BARTER	TVR 3000M	1:26.153	8	81.78mph	131.62kph
57	D1			Mark OLDFIELD	Alfa Romeo Sprint Veloce	1:32.753	5	75.96mph	122.25kph
84	E			Carl OLDFIELD	Lancia Fulvia	1:46.374	6	66.24mph	106.60kph

Weather/Track: Sun /Dry

These results are provisional until the conclusion of any judicial and technical matters.

Donington Park  
Circuit Length = 1.9573 miles.  
Start: 13:31 End: 13:47

Clerk of the Course:

Timekeeper:

# 70's Road Sports Championship

## RACE - LAP ANALYSIS - Donington Park - 5 April 2009

<b>1</b>	<b>Ian JACOBS</b>	Jensen Healey
1 - 1:33.412	6 - <b>1:25.943</b>	11 - 1:26.877
2 - 1:28.459	7 - 1:26.546	
3 - 1:26.916	8 - 1:26.121	
4 - 1:26.688	9 - 1:26.965	
5 - 1:31.653	10 - 1:27.241	
<b>4</b>	<b>Ken RORRISON</b>	Lancia Fulvia
1 - 1:52.990	6 - 1:38.480	
2 - 1:40.614	7 - <b>1:38.259</b>	
3 - 1:39.706	8 - 1:40.375	
4 - 1:39.499	9 - 1:39.842	
5 - 1:39.160	10 - 1:40.235	
<b>9</b>	<b>Julian BARTER</b>	TVR 3000M
1 - 1:33.851	6 - 1:26.534	11 - 1:27.381
2 - 1:26.245	7 - 1:26.172	
3 - 1:26.932	8 - <b>1:26.153</b>	
4 - 1:27.467	9 - 1:26.735	
5 - 1:29.020	10 - 1:26.197	
<b>10</b>	<b>Nigel ASHLEY</b>	Lotus Europa
1 - 1:49.677	6 - 1:41.585	
2 - 1:38.849	7 - 1:39.435	
3 - 1:38.334	8 - 1:41.828	
4 - <b>1:38.318</b>	9 - 1:40.823	
5 - 1:38.671	10 - 1:40.299	
<b>14</b>	<b>Jai SHARMA</b>	Ferrari 308 GTB
1 - 1:52.076	6 - 1:33.777	
2 - 1:37.704	7 - 1:37.882	
3 - 1:33.769	8 - 1:34.254	
4 - 1:33.903	9 - 1:34.131	
5 - 1:34.115	10 - <b>1:32.938</b>	
<b>19</b>	<b>Richard PLANT</b>	Morgan Plus 8
1 - 1:29.414	6 - 1:23.976	11 - 1:25.448
2 - <b>1:23.595</b>	7 - 1:25.017	
3 - 1:23.989	8 - 1:25.269	
4 - 1:24.256	9 - 1:25.831	
5 - 1:24.065	10 - 1:24.887	

Weather/Track: Sun /Dry

www.mstworld.com

Page 1 of 5

Donington Park  
Circuit Length = 1.9573 miles.  
Start: 13:31 End: 13:47

Printed - 13:49 Sunday, 05 April 2009

**70's Road Sports Championship**  
**RACE - LAP ANALYSIS - Donington Park - 5 April 2009**  
 (contd.)

<b>23</b>	<b>Will MORTON</b>	Alfa Romeo 2000 GTV
1 -	1:44.070	6 - 1:33.524
2 -	1:36.547	7 - <b>1:33.014</b>
3 -	1:34.818	8 - 1:33.654
4 -	1:33.986	9 - 1:34.286
5 -	1:33.482	10 - 1:34.371
<b>24</b>	<b>Charles BARTER</b>	Datsun 240Z
1 -	<b>1:33.372</b>	
2 -	2:27.450P	
<b>26</b>	<b>Paul STAFFORD</b>	Datsun 240Z
1 -	1:39.491	6 - 1:31.408
2 -	1:31.771	7 - 1:30.303
3 -	1:30.006	8 - 1:30.737
4 -	1:31.844	9 - 1:32.396
5 -	1:31.139	10 - 1:32.274
11 -	<b>1:29.978</b>	
<b>29</b>	<b>Phil BRIGGS</b>	Porsche 928
1 -	1:32.806	6 - 1:29.832
2 -	1:27.052	7 - <b>1:25.561</b>
3 -	1:27.128	8 - 1:26.095
4 -	1:27.835	9 - 1:28.866
5 -	1:33.392	10 - 1:27.999
11 -	1:29.071	
<b>31</b>	<b>Mark BENNETT</b>	MGB GTV8
1 -	1:40.648	6 - 1:28.339
2 -	1:29.810	7 - <b>1:27.350</b>
3 -	1:29.923	8 - 1:27.381
4 -	1:28.456	9 - 1:27.896
5 -	1:28.250	10 - 1:28.533
11 -	1:30.112	
<b>37</b>	<b>Josh SADLER</b>	Porsche 911
1 -	1:37.278	6 - 1:28.059
2 -	1:28.702	7 - 1:28.367
3 -	1:28.559	8 - 1:28.283
4 -	1:28.497	9 - 1:28.213
5 -	1:28.767	10 - <b>1:27.765</b>
11 -	1:41.119	

Weather/Track: Sun /Dry

www.mstworld.com

Page 2 of 5

Donington Park  
 Circuit Length = 1.9573 miles.  
 Start: 13:31 End: 13:47

Printed - 13:49 Sunday, 05 April 2009

**70's Road Sports Championship**  
**RACE - LAP ANALYSIS - Donington Park - 5 April 2009**  
 (contd.)

<b>42</b>	<b>Bill BRAITHWAITE</b>	Lotus Europa
1 -	1:37.650	6 - 1:28.069
2 -	1:29.953	7 - <b>1:27.780</b>
3 -	1:28.872	8 - 1:27.917
4 -	1:28.036	9 - 1:28.573
5 -	1:28.486	10 - 1:28.505
11 -	1:28.429	
<b>44</b>	<b>Alan HARPER</b>	Lotus Elan S4
1 -	1:32.050	
2 -	<b>1:26.956</b>	
3 -	1:27.332	
4 -	1:27.108	
<b>46</b>	<b>Chris NUNN</b>	Lotus Elan
1 -	2:03.707	6 - 1:51.191
2 -	1:51.154	
3 -	<b>1:49.679</b>	
4 -	1:56.952	
5 -	1:53.712	
<b>47</b>	<b>Paul ASLETT</b>	Porsche 911E
1 -	1:40.333	6 - 1:36.823
2 -	<b>1:32.300</b>	7 - 1:32.910
3 -	1:32.822	8 - 1:32.948
4 -	1:33.450	9 - 1:33.391
5 -	1:33.566	10 - 1:34.681
<b>57</b>	<b>Mark OLDFIELD</b>	Alfa Romeo Sprint Veloce
1 -	1:45.014	6 - 1:33.251
2 -	1:36.192	7 - 1:33.597
3 -	1:35.809	8 - 1:36.207
4 -	1:34.142	9 - 1:41.076P
5 -	<b>1:32.753</b>	
<b>61</b>	<b>Luke CLARK-BAGNALL</b>	Triumph GT6 Mk3
1 -	1:41.088	6 - 1:30.040
2 -	1:31.651	7 - <b>1:29.157</b>
3 -	1:31.752	8 - 1:29.630
4 -	1:32.318	9 - 1:30.985
5 -	1:31.327	10 - 1:32.190
11 -	1:29.762	

Weather/Track: Sun /Dry

www.mstworld.com

Page 3 of 5

Donington Park  
 Circuit Length = 1.9573 miles.  
 Start: 13:31 End: 13:47

Printed - 13:49 Sunday, 05 April 2009

**70's Road Sports Championship**  
**RACE - LAP ANALYSIS - Donington Park - 5 April 2009**  
 (contd.)

<b>64</b>	<b>Paul ANDERSON</b>	Porsche 928
1 -	1:28.704	6 - 1:23.990
2 -	<b>1:23.653</b>	7 - 1:24.563
3 -	1:23.770	8 - 1:25.775
4 -	1:24.050	9 - 1:26.045
5 -	1:24.608	10 - 1:24.757
11 -	1:24.993	
<b>65</b>	<b>Steve COOKE</b>	Lotus 7 S4
1 -	1:36.226	6 - 1:29.351
2 -	1:28.258	7 - 1:27.662
3 -	1:27.142	8 - 1:28.309
4 -	<b>1:25.993</b>	9 - 1:29.625
5 -	1:31.491	10 - 1:27.759
11 -	1:28.972	
<b>81</b>	<b>John DOBSON</b>	Alfa Romeo 2000 GTV
1 -	1:50.511	6 - 1:39.759
2 -	1:40.685	7 - 1:37.505
3 -	1:39.126	8 - 1:38.103
4 -	1:37.984	9 - 1:38.948
5 -	<b>1:36.479</b>	10 - 1:37.974
<b>82</b>	<b>Alex CHILDS</b>	Lancia Fulvia Zagato
1 -	1:51.061	6 - 1:36.479
2 -	1:40.403	7 - 1:37.302
3 -	1:39.168	8 - <b>1:35.998</b>
4 -	1:36.945	9 - 1:37.148
5 -	1:36.678	10 - 1:37.289
<b>84</b>	<b>Carl OLDFIELD</b>	Lancia Fulvia
1 -	2:01.952	6 - <b>1:46.374</b>
2 -	1:49.783	7 - 1:47.984
3 -	1:48.444	8 - 1:48.296
4 -	1:49.286	9 - 1:46.687
5 -	1:48.262	
<b>86</b>	<b>Christina TOTTY</b>	TVR 3000M
1 -	1:35.931	6 - 1:26.987
2 -	1:27.797	7 - <b>1:26.384</b>
3 -	1:26.657	8 - 1:26.540
4 -	1:26.695	9 - 1:28.765
5 -	1:31.823	10 - 1:28.143
11 -	1:26.667	

Weather/Track: Sun /Dry

www.mstworld.com

Page 4 of 5

Donington Park  
 Circuit Length = 1.9573 miles.  
 Start: 13:31 End: 13:47

Printed - 13:49 Sunday, 05 April 2009

## 70's Road Sports Championship

### RACE - LAP ANALYSIS - Donington Park - 5 April 2009

(contd.)

<b>92</b>	<b>Brian JARVIS</b>	Porsche 924
1 - 1:47.268	6 - 1:45.111	
2 - 1:35.293	7 - 1:35.140	
3 - 1:34.504	8 - 1:32.778	
4 - <b>1:32.774</b>	9 - 1:34.213	
5 - 1:33.402	10 - 1:32.985	
<b>96</b>	<b>Nigel BARNETT</b>	Ford Capri 3000E
1 - 1:38.574	6 - 1:30.958	11 - <b>1:29.509</b>
2 - 1:30.909	7 - 1:30.819	
3 - 1:31.233	8 - 1:30.879	
4 - 1:31.285	9 - 1:32.158	
5 - 1:31.340	10 - 1:32.455	
<b>98</b>	<b>Bob TROTTER</b>	Jensen Healey
1 - 1:42.728	6 - 1:29.987	11 - 1:30.061
2 - 1:31.688	7 - <b>1:29.144</b>	
3 - 1:31.308	8 - 1:29.624	
4 - 1:31.382	9 - 1:31.712	
5 - 1:31.954	10 - 1:32.483	

Weather/Track: Sun /Dry

[www.mstworld.com](http://www.mstworld.com)

Page 5 of 5

Donington Park  
Circuit Length = 1.9573 miles.  
Start: 13:31 End: 13:47

Printed - 13:49 Sunday, 05 April 2009

# 70's Road Sports Championship

## LAP CHART - RACE - Donington Park - 5 April 2009

Lap 1			Lap 2			Lap 3			Lap 4			Lap 5		
No	Behind	Laptime	No	Behind	Laptime	No	Behind	Laptime	No	Behind	Laptime	No	Behind	Laptime
64		1:28.704	64		1:23.653	64		1:23.770	64		1:24.050	64		1:24.608
19	0.710	1:29.414	19	0.652	1:23.595	19	0.871	1:23.989	19	1.077	1:24.256	19	0.534	1:24.065
44	3.346	1:32.050	44	6.649	1:26.956	44	10.211	1:27.332	46	1 LAP	1:49.679	9	18.730	1:29.020
29	4.102	1:32.806	29	7.501	1:27.052	29	10.859	1:27.128	44	13.269	1:27.108	1	22.343	1:31.653
24	4.668	1:33.372	9	7.739	1:26.245	9	10.901	1:26.932	9	14.318	1:27.467	29	23.428	1:33.392
1	4.708	1:33.412	1	9.514	1:28.459	1	12.660	1:26.916	29	14.644	1:27.835	86	24.118	1:31.823
9	5.147	1:33.851	86	11.371	1:27.797	86	14.258	1:26.657	1	15.298	1:26.688	65	24.325	1:31.491
86	7.227	1:35.931	65	12.127	1:28.258	65	15.499	1:27.142	86	16.903	1:26.695	84	1 LAP	1:49.286
65	7.522	1:36.226	37	13.623	1:28.702	37	18.412	1:28.559	65	17.442	1:25.993	37	27.018	1:28.767
37	8.574	1:37.278	42	15.246	1:29.953	42	20.348	1:28.872	37	22.859	1:28.497	42	28.212	1:28.486
42	8.946	1:37.650	96	17.126	1:30.909	31	24.254	1:29.923	42	24.334	1:28.036	31	32.302	1:28.250
96	9.870	1:38.574	31	18.101	1:29.810	96	24.589	1:31.233	31	28.660	1:28.456	46	1 LAP	1:56.952
26	10.787	1:39.491	26	18.905	1:31.771	26	25.141	1:30.006	96	31.824	1:31.285	96	38.556	1:31.340
47	11.629	1:40.333	47	20.276	1:32.300	61	28.364	1:31.752	26	32.935	1:31.844	26	39.466	1:31.139
31	11.944	1:40.648	61	20.382	1:31.651	47	29.328	1:32.822	61	36.632	1:32.318	61	43.351	1:31.327
61	12.384	1:41.088	98	22.059	1:31.688	98	29.597	1:31.308	98	36.929	1:31.382	98	44.275	1:31.954
98	14.024	1:42.728	23	28.260	1:36.547	23	39.308	1:34.818	47	38.728	1:33.450	47	47.686	1:33.566
23	15.366	1:44.070	57	28.849	1:36.192	57	40.888	1:35.809	23	49.244	1:33.986	23	58.118	1:33.482
57	16.310	1:45.014	92	30.204	1:35.293	92	40.938	1:34.504	92	49.662	1:32.774	92	58.456	1:33.402
92	18.564	1:47.268	10	36.169	1:38.849	14	47.422	1:33.769	57	50.980	1:34.142	57	59.125	1:32.753
10	20.973	1:49.677	14	37.423	1:37.704	10	50.733	1:38.334	14	57.275	1:33.903	14	1:06.782	1:34.115
81	21.807	1:50.511	81	38.839	1:40.685	81	54.195	1:39.126	10	1:05.001	1:38.318	10	1:19.064	1:38.671
82	22.357	1:51.061	82	39.107	1:40.403	82	54.505	1:39.168	82	1:07.400	1:36.945	82	1:19.470	1:36.678
14	23.372	1:52.076	4	41.247	1:40.614	4	57.183	1:39.706	81	1:08.129	1:37.984	81	1:20.000	1:36.479
4	24.286	1:52.990	84	59.378	1:49.783	84	1:24.052	1:48.444	4	1:12.632	1:39.499			
84	33.248	2:01.952	46	1:02.504	1:51.154									
46	35.003	2:03.707	24	1:08.465	2:27.450P									

Weather/Track: Sun /Dry

www.mstworld.com

Page 1 of 3

Donington Park  
Circuit Length = 1.9573 miles.  
Start: 13:31 End: 13:47

Printed - 13:50 Sunday, 05 April 2009



**70's Road Sports Championship**  
**LAP CHART - RACE - Donington Park - 5 April 2009**  
 (contd.)

Lap 6			Lap 7			Lap 8			Lap 9			Lap 10		
No	Behind	Laptime	No	Behind	Laptime	No	Behind	Laptime	No	Behind	Laptime	No	Behind	Laptime
64		1:23.990	64		1:24.563	64		1:25.775	64		1:26.045	64		1:24.757
19	0.520	1:23.976	19	0.974	1:25.017	19	0.468	1:25.269	19	0.254	1:25.831	19	0.384	1:24.887
4	1 LAP	1:39.160	82	1 LAP	1:36.479	14	1 LAP	1:37.882	57	1 LAP	1:36.207	23	1 LAP	1:34.286
9	21.274	1:26.534	81	1 LAP	1:39.759	92	1 LAP	1:35.140	84	2 LAPS	1:47.984	57	1 LAP	1:41.076P
1	24.296	1:25.943	10	1 LAP	1:41.585	46	2 LAPS	1:51.191	92	1 LAP	1:32.778	92	1 LAP	1:34.213
86	27.115	1:26.987	4	1 LAP	1:38.480	82	1 LAP	1:37.302	14	1 LAP	1:34.254	14	1 LAP	1:34.131
29	29.270	1:29.832	9	22.883	1:26.172	81	1 LAP	1:37.505	9	23.951	1:26.735	9	25.391	1:26.197
65	29.686	1:29.351	1	26.279	1:26.546	9	23.261	1:26.153	1	27.545	1:26.965	1	30.029	1:27.241
37	31.087	1:28.059	86	28.936	1:26.384	10	1 LAP	1:39.435	82	1 LAP	1:35.998	84	2 LAPS	1:48.296
42	32.291	1:28.069	29	30.268	1:25.561	1	26.625	1:26.121	86	32.421	1:28.765	86	35.807	1:28.143
31	36.651	1:28.339	65	32.785	1:27.662	4	1 LAP	1:38.259	29	33.409	1:28.866	29	36.651	1:27.999
96	45.524	1:30.958	37	34.891	1:28.367	86	29.701	1:26.540	81	1 LAP	1:38.103	82	1 LAP	1:37.148
26	46.884	1:31.408	42	35.508	1:27.780	29	30.588	1:26.095	65	38.899	1:29.625	65	41.901	1:27.759
84	1 LAP	1:48.262	31	39.438	1:27.350	65	35.319	1:28.309	37	39.567	1:28.213	37	42.575	1:27.765
61	49.401	1:30.040	96	51.780	1:30.819	37	37.399	1:28.283	42	40.178	1:28.573	42	43.926	1:28.505
98	50.272	1:29.987	26	52.624	1:30.303	42	37.650	1:27.917	10	1 LAP	1:41.828	31	46.671	1:28.533
47	1:00.519	1:36.823	61	53.995	1:29.157	31	41.044	1:27.381	31	42.895	1:27.896	81	1 LAP	1:38.948
46	1 LAP	1:53.712	98	54.853	1:29.144	96	56.884	1:30.879	4	1 LAP	1:40.375	10	1 LAP	1:40.823
23	1:07.652	1:33.524	47	1:08.866	1:32.910	26	57.586	1:30.737	61	1:02.790	1:30.985	4	1 LAP	1:39.842
57	1:08.386	1:33.251	84	1 LAP	1:46.374	61	57.850	1:29.630	96	1:02.997	1:32.158	61	1:10.223	1:32.190
14	1:16.569	1:33.777	23	1:16.103	1:33.014	98	58.702	1:29.624	26	1:03.937	1:32.396	96	1:10.695	1:32.455
92	1:19.577	1:45.111	57	1:17.420	1:33.597	47	1:16.039	1:32.948	98	1:04.369	1:31.712	26	1:11.454	1:32.274
						23	1:23.982	1:33.654	47	1:23.385	1:33.391	98	1:12.095	1:32.483

Weather/Track: Sun /Dry

www.mstworld.com

Donington Park  
 Circuit Length = 1.9573 miles.  
 Start: 13:31 End: 13:47

**70's Road Sports Championship**  
**LAP CHART - RACE - Donington Park - 5 April 2009**  
 (contd.)

Lap 11			Lap 12			Lap 13			Lap 14			Lap 15		
No	Behind	Laptime	No	Behind	Laptime	No	Behind	Laptime	No	Behind	Laptime	No	Behind	Laptime
64		1:24.993												
19	0.839	1:25.448												
47	1 LAP	1:34.681												
23	1 LAP	1:34.371												
9	27.779	1:27.381												
92	1 LAP	1:32.985												
14	1 LAP	1:32.938												
1	31.913	1:26.877												
86	37.481	1:26.667												
29	40.729	1:29.071												
65	45.880	1:28.972												
42	47.362	1:28.429												
31	51.790	1:30.112												
84	2 LAPS	1:46.687												
82	1 LAP	1:37.289												
37	58.701	1:41.119												
81	1 LAP	1:37.974												
10	1 LAP	1:40.299												
4	1 LAP	1:40.235												
61	1:14.992	1:29.762												
96	1:15.211	1:29.509												
26	1:16.439	1:29.978												
98	1:17.163	1:30.061												

Weather/Track: Sun /Dry

# HSCC/FJHRA Millers Oils Historic Formula Junior

## QUALIFYING Race 2 - Donington Park - 5 April 2009

POS	NO	CL	NAT	ENTRY	TIME	LAPS	GAP	MPH	
1	58	E		Sam WILSON	CooperT59	1:20.215	11		87.84
2	1	E		Jon MILICEVIC	CooperT59	1:20.377	12	0.162	87.66
3	54	E		John FYDA	Lotus 22	1:21.828	11	1.613	86.11
4	52	E		James CLARIDGE	Lola Mk5A	1:22.375	12	2.160	85.53
5	78	E		Stuart TILLEY	Lotus 22	1:22.733	11	2.518	85.16
6	79	E		Andrew HIBBERD	Lotus 22	1:22.945	12	2.730	84.95
7	62	E	TR	Simon ARMER	Cooper T59	1:23.124	12	2.909	84.76
8	77	E		Steve SMITH	Cooper T59	1:23.509	11	3.294	84.37
9	51	E		Michael HIBBERD	Lotus 27	1:23.889	6	3.674	83.99
10	68	E		Sidney HOOLE	Brabham BT6	1:24.140	11	3.925	83.74
11	76	E		John REES	Lotus	1:24.475	11	4.260	83.41
12	88	D		John BOYES	Lotus 20	1:25.070	11	4.855	82.82
13	75	E		Pete MORTON	Lightning Envoyette	1:25.491	11	5.276	82.42
14	73	E		Peter ANSTISS	Lotus 20/22	1:26.260	11	6.045	81.68
15	59	D		David HALL	BMC Huffaker Mk2	1:27.215	11	7.000	80.79
16	45	C	TR	Peter MULLEN	Kieft	1:28.265	11	8.050	79.83
17	47	C		Charles JONES	Cooper T56	1:29.392	11	9.177	78.82
18	89	D		Lance WHITEHEAD	Lotus 20	1:29.656	10	9.441	78.59
19	44	C		Andrew ROBERTSON	Crossle 4F	1:29.978	9	9.763	78.31
20	66	D		Alex MORTON	Ausper T3	1:30.584	10	10.369	77.78
21	81	D		Stephen FUTTER	Lotus 20	1:30.897	11	10.682	77.51
22	32	C		John DOWSON	Elva 200	1:33.004	11	12.789	75.76
23	93	E		Rudolf ERNST	Lotus 22	1:33.629	10	13.414	75.25
24	72	E		David CROWTHER	Lotus 22	1:36.849	4	16.634	72.75
25	41	C		John HUTCHISON	Lotus 18	1:46.548	5	26.333	66.13

TR = Cars 45, 62 require working transponders

Weather/Track: Sun /Dry

These results are provisional until the conclusion of any judicial and technical matters.

Donington Park

Circuit Length = 1.9573 miles.

Start: 09:33 End: 09:48

Clerk of the Course:		Timekeeper:
----------------------	--	-------------

**HSCC/FJHRA Millers Oils Historic Formula Junior  
QUALIFYING - LAP ANALYSIS - Donington Park - 5 April 2009**

<b>1</b>	<b>Jon MILICEVIC</b>	CooperT59		
1 - X:00.000	6 - 1:24.365	11 - 1:21.586		
2 - 1:35.154	7 - 1:26.645	12 - <b>1:20.377</b>		
3 - 1:23.417	8 - 1:24.226			
4 - 1:22.056	9 - 1:21.740			
5 - 1:25.039	10 - 1:21.457			
<b>32</b>	<b>John DOWSON</b>	Elva 200		
1 - X:00.000	6 - 1:35.650	11 - <b>1:33.004</b>		
2 - 1:45.744	7 - 1:34.280			
3 - 1:42.085	8 - 1:34.124			
4 - 1:40.205	9 - 1:33.704			
5 - 1:37.476	10 - 1:34.837			
<b>41</b>	<b>John HUTCHISON</b>	Lotus 18		
1 - X:00.000				
2 - 1:57.878				
3 - 1:47.212				
4 - <b>1:46.548</b>				
5 - 1:52.906P				
<b>44</b>	<b>Andrew ROBERTSON</b>	Crossle 4F		
1 - X:00.000	6 - 1:30.170			
2 - 1:48.330	7 - <b>1:29.978</b>			
3 - 1:46.793	8 - 1:35.122			
4 - 1:31.741	9 - 1:37.341P			
5 - 1:36.710				
<b>45</b>	<b>Peter MULLEN</b>	TR	Kieft	
1 - X:00.000	6 - 1:31.848	11 - 1:30.904		
2 - 1:40.526	7 - 1:29.966			
3 - 1:33.851	8 - 1:36.585P			
4 - 1:30.895	9 - 1:51.619			
5 - 1:30.225	10 - <b>1:28.265</b>			
<b>47</b>	<b>Charles JONES</b>	Cooper T56		
1 - X:00.000	6 - 1:31.098	11 - 1:31.037		
2 - 1:44.348	7 - 1:29.672			
3 - 1:36.105	8 - 1:29.894			
4 - 1:32.411	9 - <b>1:29.392</b>			
5 - 1:29.760	10 - 1:31.235			

TR = Cars 45, 62 require working transponders  
Weather/Track: Sun /Dry

**HSCC/FJHRA Millers Oils Historic Formula Junior**  
**QUALIFYING - LAP ANALYSIS - Donington Park - 5 April 2009**  
 (contd.)

<b>51</b>	<b>Michael HIBBERD</b>		Lotus 27
1 -	X:00.000	6 -	2:31.726P
2 -	1:31.072		
3 -	1:26.746		
4 -	<b>1:23.889</b>		
5 -	1:26.653		
<b>52</b>	<b>James CLARIDGE</b>		Lola Mk5A
1 -	X:00.000	6 -	1:30.076
2 -	1:39.665	7 -	1:25.825
3 -	1:24.748	8 -	1:25.393
4 -	1:23.480	9 -	<b>1:22.375</b>
5 -	1:24.532	10 -	1:24.831
11 -	1:23.135		
12 -	1:23.800		
<b>54</b>	<b>John FYDA</b>		Lotus 22
1 -	X:00.000	6 -	1:24.934
2 -	1:46.246	7 -	<b>1:21.828</b>
3 -	1:30.841	8 -	1:25.501
4 -	1:24.378	9 -	1:21.849
5 -	1:24.089	10 -	1:22.271
11 -	1:22.569		
<b>58</b>	<b>Sam WILSON</b>		CooperT59
1 -	X:00.000	6 -	1:27.694
2 -	1:44.991	7 -	1:21.756
3 -	1:30.247	8 -	1:25.747
4 -	1:24.570	9 -	1:21.800
5 -	1:25.901	10 -	1:22.184
11 -	<b>1:20.215</b>		
<b>59</b>	<b>David HALL</b>		BMC Huffaker Mk2
1 -	X:00.000	6 -	1:28.391
2 -	1:42.631	7 -	1:28.179
3 -	1:29.576	8 -	1:28.432
4 -	1:29.309	9 -	1:29.434
5 -	1:28.518	10 -	<b>1:27.215</b>
11 -	1:28.772		
<b>62</b>	<b>Simon ARMER</b>	TR	Cooper T59
1 -	X:00.000	6 -	1:29.752
2 -	1:32.174	7 -	1:26.470
3 -	1:25.337	8 -	1:25.572
4 -	1:24.688	9 -	1:25.183
5 -	1:37.546	10 -	<b>1:23.124</b>
11 -	1:23.445		
12 -	1:23.169		

TR = Cars 45, 62 require working transponders  
 Weather/Track: Sun /Dry

**HSCC/FJHRA Millers Oils Historic Formula Junior**  
**QUALIFYING - LAP ANALYSIS - Donington Park - 5 April 2009**  
 (contd.)

<b>66</b>	<b>Alex MORTON</b>	Ausper T3
1 - X:00.000	6 - 1:31.121	
2 - 1:50.130	7 - <b>1:30.584</b>	
3 - 1:45.796	8 - 1:30.584	
4 - 1:35.741	9 - 1:31.149	
5 - 1:34.327	10 - 1:31.239	
<b>68</b>	<b>Sidney HOOLE</b>	Brabham BT6
1 - X:00.000	6 - 1:27.419	11 - <b>1:24.140</b>
2 - 1:41.652	7 - 1:27.282	
3 - 1:29.182	8 - 1:24.369	
4 - 1:28.855	9 - 1:24.902	
5 - 1:27.952	10 - 1:24.180	
<b>72</b>	<b>David CROWTHER</b>	Lotus 22
1 - X:00.000		
2 - 1:56.697		
3 - 1:39.534		
4 - <b>1:36.849</b>		
<b>73</b>	<b>Peter ANSTISS</b>	Lotus 20/22
1 - X:00.000	6 - 1:30.466	11 - 1:26.671
2 - 1:44.816	7 - 1:28.263	
3 - 1:33.654	8 - 1:28.251	
4 - 1:29.108	9 - 1:28.530	
5 - 1:28.180	10 - <b>1:26.260</b>	
<b>75</b>	<b>Pete MORTON</b>	Lightning Envoyette
1 - X:00.000	6 - 1:28.280	11 - 1:26.636
2 - 1:53.922	7 - 1:27.512	
3 - 1:39.254	8 - 1:26.807	
4 - 1:33.969	9 - 1:25.626	
5 - 1:30.079	10 - <b>1:25.491</b>	
<b>76</b>	<b>John REES</b>	Lotus
1 - X:00.000	6 - 1:29.103	11 - <b>1:24.475</b>
2 - 1:48.084	7 - 1:28.128	
3 - 1:29.239	8 - 1:30.098	
4 - 1:28.974	9 - 1:28.086	
5 - 1:28.332	10 - 1:25.589	

TR = Cars 45, 62 require working transponders  
 Weather/Track: Sun /Dry

**HSCC/FJHRA Millers Oils Historic Formula Junior**  
**QUALIFYING - LAP ANALYSIS - Donington Park - 5 April 2009**  
 (contd.)

<b>77</b>	<b>Steve SMITH</b>	Cooper T59
1 - X:00.000	6 - 1:27.773	11 - <b>1:23.509</b>
2 - 1:53.378	7 - 1:25.708	
3 - 1:47.308	8 - 1:24.760	
4 - 1:28.357	9 - 1:25.123	
5 - 1:26.135	10 - 1:23.939	
<b>78</b>	<b>Stuart TILLEY</b>	Lotus 22
1 - X:00.000	6 - 1:31.756	11 - 1:23.785
2 - 1:40.177	7 - 1:22.778	
3 - 1:27.867	8 - 1:25.577	
4 - 1:25.247	9 - <b>1:22.733</b>	
5 - 1:23.722	10 - 1:23.736	
<b>79</b>	<b>Andrew HIBBERD</b>	Lotus 22
1 - X:00.000	6 - 1:26.707	11 - 1:25.897
2 - 1:30.845	7 - 1:28.313	12 - <b>1:22.945</b>
3 - 1:25.245	8 - 1:23.084	
4 - 1:24.616	9 - 1:23.193	
5 - 1:27.714	10 - 1:27.150	
<b>81</b>	<b>Stephen FUTTER</b>	Lotus 20
1 - X:00.000	6 - 1:38.440	11 - 1:32.233
2 - 1:40.751	7 - 1:31.668	
3 - 1:33.822	8 - 1:32.886	
4 - 1:34.945	9 - 1:32.987	
5 - 1:33.661	10 - <b>1:30.897</b>	
<b>88</b>	<b>John BOYES</b>	Lotus 20
1 - X:00.000	6 - 1:29.094	11 - <b>1:25.070</b>
2 - 1:54.273	7 - 1:27.216	
3 - 1:38.975	8 - 1:28.212	
4 - 1:33.069	9 - 1:28.041	
5 - 1:30.135	10 - 1:27.280	
<b>89</b>	<b>Lance WHITEHEAD</b>	Lotus 20
1 - X:00.000	6 - 1:34.494	
2 - 1:55.638	7 - 1:31.021	
3 - 1:40.163	8 - 1:31.575	
4 - 1:35.642	9 - 1:30.790	
5 - 1:32.330	10 - <b>1:29.656</b>	

TR = Cars 45, 62 require working transponders  
 Weather/Track: Sun /Dry

**HSCC/FJHRA Millers Oils Historic Formula Junior**  
**QUALIFYING - LAP ANALYSIS - Donington Park - 5 April 2009**  
(contd.)


<b>93</b>	<b>Rudolf ERNST</b>	Lotus 22
1 - X:00.000	6 - 1:40.292	
2 - 1:58.930	7 - 1:35.317	
3 - 1:41.801	8 - 1:34.600	
4 - 1:36.064	9 - <b>1:33.629</b>	
5 - 1:37.334	10 - 1:33.883	

TR = Cars 45, 62 require working transponders  
Weather/Track: Sun /Dry



# HSCC/FJHRA Millers Oils Historic Formula Junior

## GRID FOR RACE 2 - Donington Park - 5 April 2009

ROW 13	41 HUTCHISON	
ROW 12	93 ERNST	72 CROWTHER
ROW 11	81 FUTTER	32 DOWSON
ROW 10	44 ROBERTSON	66 MORTON
ROW 9	47 JONES	89 WHITEHEAD
ROW 8	59 HALL	45 MULLEN
ROW 7	75 MORTON	73 ANSTISS
ROW 6	76 REES	88 BOYES
ROW 5	51 HIBBERD	68 HOOLE
ROW 4	62 ARMER	77 SMITH
ROW 3	78 TILLEY	79 HIBBERD
ROW 2	54 FYDA	52 CLARIDGE
ROW 1	58 WILSON	1 MILICEVIC
	<b>POLE</b>	
		

TR = Cars 45, 62 require working transponders

Weather/Track: Sun /Dry

These results are provisional until the conclusion of any judicial and technical matters.

Donington Park

Circuit Length = 1.9573 miles.

Start: 09:33 End: 09:48

Clerk of the Course:

Timekeeper:

# HSCC/FJHRA Millers Oils Historic Formula Junior

## RACE 2 CLASSIFICATION - Donington Park - 5 April 2009

POS	NO	CL	NAT	ENTRY	TIME	LAPS	GAP	MPH	BEST
1	1	E		Jon MILICEVIC	CooperT59	16:17.675	12		1:20.095
2	58	E		Sam WILSON	CooperT59	16:20.081	12	2.406	1:19.710
3	54	E		John FYDA	Lotus 22	16:24.515	12	6.840	1:20.649
4	79	E		Andrew HIBBERD	Lotus 22	16:31.954	12	14.279	1:21.126
5	78	E		Stuart TILLEY	Lotus 22	16:37.908	12	20.233	1:21.669
6	77	E		Steve SMITH	Cooper T59	16:47.927	12	30.252	1:22.347
7	52	E		James CLARIDGE	Lola Mk5A	16:48.149	12	30.474	1:20.938
8	68	E		Sidney HOOLE	Brabham BT6	17:01.330	12	43.655	1:23.454
9	75	E		Pete MORTON	Lightning Envoyette	17:20.406	12	1:02.731	1:24.503
10	76	E		John REES	Lotus	17:21.483	12	1:03.808	1:24.303
11	73	E		Peter ANSTISS	Lotus 20/22	17:33.482	12	1:15.807	1:25.692
12	45	C		Peter MULLEN	Kieft	16:24.379	11	1 LAP	1:27.585
13	59	D		David HALL	BMC Huffaker Mk2	16:26.079	11	1 LAP	1:27.906
14	44	C		Andrew ROBERTSON	Crossle 4F	16:29.394	11	1 LAP	1:28.205
15	93	E		Rudolf ERNST	Lotus 22	17:01.332	11	1 LAP	1:28.917
16	66	D		Alex MORTON	Ausper T3	17:01.973	11	1 LAP	1:30.030
17	41	C		John HUTCHISON	Lotus 18	17:22.147	11	1 LAP	1:31.705
18	32	C		John DOWSON	Elva 200	17:29.497	11	1 LAP	1:31.942
19	89	D		Lance WHITEHEAD	Lotus 20	17:33.291	11	1 LAP	1:30.495
NOT CLASSIFIED									
81	D			Stephen FUTTER	Lotus 20	15:31.420	10	D.N.F.	1:29.908
88	D			John BOYES	Lotus 20	10:15.946	7	D.N.F.	1:25.738
62	E			Simon ARMER	Cooper T59	7:05.497	5	D.N.F.	1:23.020
FASTEST LAP									
58	E			Sam WILSON	CooperT59	1:19.710	11	88.39mph	142.26kph
88	D			John BOYES	Lotus 20	1:25.738	7	82.18mph	132.26kph
45	C			Peter MULLEN	Kieft	1:27.585	5	80.45mph	129.47kph

Weather/Track: Sun /Dry

These results are provisional until the conclusion of any judicial and technical matters.

Donington Park  
Circuit Length = 1.9573 miles.  
Start: 14:04 End: 14:20

Clerk of the Course:

Timekeeper:

# HSCC/FJHRA Millers Oils Historic Formula Junior

## RACE - LAP ANALYSIS - Donington Park - 5 April 2009

<b>1</b>	<b>Jon MILICEVIC</b>	CooperT59
1 - 1:25.551	6 - <b>1:20.095</b>	11 - 1:22.524
2 - 1:20.823	7 - 1:20.949	12 - 1:20.919
3 - 1:20.661	8 - 1:20.561	
4 - 1:20.832	9 - 1:23.650	
5 - 1:20.299	10 - 1:20.811	
<b>32</b>	<b>John DOWSON</b>	Elva 200
1 - 1:47.413	6 - 1:34.119	11 - 1:33.948
2 - 1:35.305	7 - 1:35.082	
3 - 1:34.231	8 - 1:36.000	
4 - 1:32.631	9 - 1:34.319	
5 - <b>1:31.942</b>	10 - 1:34.507	
<b>41</b>	<b>John HUTCHISON</b>	Lotus 18
1 - 1:42.428	6 - <b>1:31.705</b>	11 - 1:34.448
2 - 1:34.829	7 - 1:36.079	
3 - 1:34.132	8 - 1:34.380	
4 - 1:33.793	9 - 1:34.187	
5 - 1:32.232	10 - 1:33.934	
<b>44</b>	<b>Andrew ROBERTSON</b>	Crossle 4F
1 - 1:38.505	6 - 1:28.910	11 - 1:30.257
2 - 1:29.647	7 - 1:28.564	
3 - 1:29.342	8 - 1:28.617	
4 - <b>1:28.205</b>	9 - 1:29.598	
5 - 1:28.347	10 - 1:29.402	
<b>45</b>	<b>Peter MULLEN</b>	Kieft
1 - 1:36.985	6 - 1:28.657	11 - 1:27.673
2 - 1:29.134	7 - 1:29.680	
3 - 1:29.015	8 - 1:29.490	
4 - 1:28.398	9 - 1:29.531	
5 - <b>1:27.585</b>	10 - 1:28.231	
<b>52</b>	<b>James CLARIDGE</b>	Lola Mk5A
1 - 1:27.962	6 - 1:21.251	11 - 1:24.166
2 - 1:21.873	7 - <b>1:20.938</b>	12 - 1:21.969
3 - 1:22.122	8 - 1:37.956	
4 - 1:21.266	9 - 1:25.157	
5 - 1:21.162	10 - 1:22.327	

Weather/Track: Sun /Dry

www.mstworld.com

Page 1 of 4

Donington Park  
Circuit Length = 1.9573 miles.  
Start: 14:04 End: 14:20

Printed - 14:23 Sunday, 05 April 2009

**HSCC/FJHRA Millers Oils Historic Formula Junior**  
**RACE - LAP ANALYSIS - Donington Park - 5 April 2009**  
 (contd.)

<b>54</b>	<b>John FYDA</b>	Lotus 22
1 - 1:26.381	6 - <b>1:20.649</b>	11 - 1:20.803
2 - 1:21.440	7 - 1:21.714	12 - 1:22.917
3 - 1:21.878	8 - 1:22.065	
4 - 1:21.751	9 - 1:22.014	
5 - 1:21.172	10 - 1:21.731	
<b>58</b>	<b>Sam WILSON</b>	CooperT59
1 - 1:25.681	6 - 1:20.102	11 - <b>1:19.710</b>
2 - 1:22.476	7 - 1:20.348	12 - 1:21.247
3 - 1:21.312	8 - 1:21.211	
4 - 1:21.084	9 - 1:26.204	
5 - 1:19.999	10 - 1:20.707	
<b>59</b>	<b>David HALL</b>	BMC Huffaker Mk2
1 - 1:36.233	6 - 1:28.819	11 - 1:28.611
2 - 1:29.378	7 - 1:28.458	
3 - 1:29.809	8 - 1:29.044	
4 - 1:29.243	9 - 1:30.117	
5 - 1:28.461	10 - <b>1:27.906</b>	
<b>62</b>	<b>Simon ARMER</b>	Cooper T59
1 - 1:30.203		
2 - 1:24.807		
3 - 1:23.741		
4 - 1:23.726		
5 - <b>1:23.020</b>		
<b>66</b>	<b>Alex MORTON</b>	Ausper T3
1 - 1:44.466	6 - 1:31.060	11 - <b>1:30.030</b>
2 - 1:33.348	7 - 1:33.177	
3 - 1:34.152	8 - 1:32.065	
4 - 1:32.890	9 - 1:30.356	
5 - 1:30.268	10 - 1:30.161	
<b>68</b>	<b>Sidney HOOLE</b>	Brabham BT6
1 - 1:30.885	6 - 1:24.710	11 - 1:24.459
2 - 1:24.734	7 - 1:24.029	12 - 1:24.333
3 - 1:23.976	8 - 1:24.161	
4 - 1:23.754	9 - 1:25.007	
5 - <b>1:23.454</b>	10 - 1:27.828	

Weather/Track: Sun /Dry

www.mstworld.com

Page 2 of 4

Donington Park  
 Circuit Length = 1.9573 miles.  
 Start: 14:04 End: 14:20

Printed - 14:23 Sunday, 05 April 2009

**HSCC/FJHRA Millers Oils Historic Formula Junior  
RACE - LAP ANALYSIS - Donington Park - 5 April 2009  
(contd.)**

<b>73</b>	<b>Peter ANSTISS</b>	Lotus 20/22
1 - 1:36.424	6 - 1:26.627	11 - 1:28.391
2 - 1:26.417	7 - <b>1:25.692</b>	12 - 1:29.875
3 - 1:27.088	8 - 1:26.159	
4 - 1:27.000	9 - 1:26.148	
5 - 1:27.137	10 - 1:26.524	
<b>75</b>	<b>Pete MORTON</b>	Lightning Envoyette
1 - 1:33.973	6 - 1:25.383	11 - 1:24.994
2 - 1:26.720	7 - 1:25.274	12 - 1:27.675
3 - 1:27.705	8 - <b>1:24.503</b>	
4 - 1:27.324	9 - 1:25.532	
5 - 1:26.791	10 - 1:24.532	
<b>76</b>	<b>John REES</b>	Lotus
1 - 1:34.452	6 - 1:25.658	11 - 1:24.457
2 - 1:27.022	7 - 1:24.730	12 - 1:27.976
3 - 1:26.977	8 - <b>1:24.303</b>	
4 - 1:27.752	9 - 1:26.169	
5 - 1:27.627	10 - 1:24.360	
<b>77</b>	<b>Steve SMITH</b>	Cooper T59
1 - 1:29.731	6 - 1:23.463	11 - 1:23.423
2 - 1:24.861	7 - 1:23.057	12 - 1:22.694
3 - 1:23.939	8 - 1:22.917	
4 - 1:23.183	9 - 1:25.138	
5 - 1:23.174	10 - <b>1:22.347</b>	
<b>78</b>	<b>Stuart TILLEY</b>	Lotus 22
1 - 1:28.856	6 - 1:21.920	11 - 1:23.643
2 - 1:23.537	7 - 1:22.029	12 - 1:22.294
3 - 1:22.553	8 - 1:24.654	
4 - 1:21.927	9 - <b>1:21.669</b>	
5 - 1:22.533	10 - 1:22.293	
<b>79</b>	<b>Andrew HIBBERD</b>	Lotus 22
1 - 1:27.675	6 - 1:21.214	11 - 1:22.749
2 - 1:21.989	7 - 1:22.592	12 - 1:22.134
3 - 1:21.991	8 - 1:23.319	
4 - 1:21.435	9 - 1:22.407	
5 - <b>1:21.126</b>	10 - 1:23.323	

Weather/Track: Sun /Dry

www.mstworld.com

Page 3 of 4

Donington Park  
Circuit Length = 1.9573 miles.  
Start: 14:04 End: 14:20

Printed - 14:23 Sunday, 05 April 2009

**HSCC/FJHRA Millers Oils Historic Formula Junior  
RACE - LAP ANALYSIS - Donington Park - 5 April 2009  
(contd.)**

<b>81</b>	<b>Stephen FUTTER</b>	Lotus 20	
1 -	1:39.253	6 - 1:31.228	
2 -	<b>1:29.908</b>	7 - 1:30.881	
3 -	1:29.971	8 - 1:33.291	
4 -	1:30.042	9 - 1:32.844	
5 -	1:31.073	10 - 1:42.929	
<b>88</b>	<b>John BOYES</b>	Lotus 20	
1 -	1:31.994	6 - 1:27.984	
2 -	1:27.271	7 - <b>1:25.738</b>	
3 -	1:28.751		
4 -	1:27.109		
5 -	1:27.099		
<b>89</b>	<b>Lance WHITEHEAD</b>	Lotus 20	
1 -	1:40.382	6 - 1:30.861	11 - 2:05.833
2 -	1:31.428	7 - 1:30.786	
3 -	1:32.438	8 - 1:35.282	
4 -	<b>1:30.495</b>	9 - 1:31.173	
5 -	1:32.148	10 - 1:32.465	
<b>93</b>	<b>Rudolf ERNST</b>	Lotus 22	
1 -	1:44.114	6 - 1:30.144	11 - 1:34.538
2 -	1:32.613	7 - 1:30.404	
3 -	1:30.206	8 - 1:34.214	
4 -	<b>1:28.917</b>	9 - 1:32.904	
5 -	1:30.408	10 - 1:32.870	

Weather/Track: Sun /Dry

www.mstworld.com

Page 4 of 4

Donington Park  
Circuit Length = 1.9573 miles.  
Start: 14:04 End: 14:20

Printed - 14:23 Sunday, 05 April 2009

# HSCC/FJHRA Millers Oils Historic Formula Junior LAP CHART - RACE - Donington Park - 5 April 2009

Lap 1			Lap 2			Lap 3			Lap 4			Lap 5		
No	Behind	Laptime	No	Behind	Laptime	No	Behind	Laptime	No	Behind	Laptime	No	Behind	Laptime
1		1:25.551	1		1:20.823	1		1:20.661	1		1:20.832	1		1:20.299
58	0.130	1:25.681	54	1.447	1:21.440	58	2.434	1:21.312	58	2.686	1:21.084	58	2.386	1:19.999
54	0.830	1:26.381	58	1.783	1:22.476	54	2.664	1:21.878	54	3.583	1:21.751	54	4.456	1:21.172
79	2.124	1:27.675	79	3.290	1:21.989	79	4.620	1:21.991	79	5.223	1:21.435	79	6.050	1:21.126
52	2.411	1:27.962	52	3.461	1:21.873	52	4.922	1:22.122	52	5.356	1:21.266	52	6.219	1:21.162
78	3.305	1:28.856	78	6.019	1:23.537	78	7.911	1:22.553	78	9.006	1:21.927	78	11.240	1:22.533
77	4.180	1:29.731	77	8.218	1:24.861	77	11.496	1:23.939	77	13.847	1:23.183	77	16.722	1:23.174
62	4.652	1:30.203	62	8.636	1:24.807	62	11.716	1:23.741	62	14.610	1:23.726	62	17.331	1:23.020
68	5.334	1:30.885	68	9.245	1:24.734	68	12.560	1:23.976	68	15.482	1:23.754	68	18.637	1:23.454
88	6.443	1:31.994	88	12.891	1:27.271	88	20.981	1:28.751	88	27.258	1:27.109	88	34.058	1:27.099
75	8.422	1:33.973	75	14.319	1:26.720	75	21.363	1:27.705	75	27.855	1:27.324	75	34.347	1:26.791
76	8.901	1:34.452	76	15.100	1:27.022	76	21.416	1:26.977	76	28.336	1:27.752	76	35.664	1:27.627
59	10.682	1:36.233	73	16.467	1:26.417	73	22.894	1:27.088	73	29.062	1:27.000	73	35.900	1:27.137
73	10.873	1:36.424	59	19.237	1:29.378	45	28.099	1:29.015	45	35.665	1:28.398	45	42.951	1:27.585
45	11.434	1:36.985	45	19.745	1:29.134	59	28.385	1:29.809	59	36.796	1:29.243	59	44.958	1:28.461
44	12.954	1:38.505	44	21.778	1:29.647	44	30.459	1:29.342	44	37.832	1:28.205	44	45.880	1:28.347
81	13.702	1:39.253	81	22.787	1:29.908	81	32.097	1:29.971	81	41.307	1:30.042	81	52.081	1:31.073
89	14.831	1:40.382	89	25.436	1:31.428	89	37.213	1:32.438	89	46.876	1:30.495	93	58.092	1:30.408
41	16.877	1:42.428	93	30.353	1:32.613	93	39.898	1:30.206	93	47.983	1:28.917	89	58.725	1:32.148
93	18.563	1:44.114	41	30.883	1:34.829	41	44.354	1:34.132	66	56.989	1:32.890	66	1:06.958	1:30.268
66	18.915	1:44.466	66	31.440	1:33.348	66	44.931	1:34.152	41	57.315	1:33.793	41	1:09.248	1:32.232
32	21.862	1:47.413	32	36.344	1:35.305	32	49.914	1:34.231	32	1:01.713	1:32.631	32	1:13.356	1:31.942

Weather/Track: Sun /Dry

www.mstworld.com

Page 1 of 3

Donington Park  
Circuit Length = 1.9573 miles.  
Start: 14:04 End: 14:20

Printed - 14:23 Sunday, 05 April 2009

**HSCC/FJHRA Millers Oils Historic Formula Junior  
LAP CHART - RACE - Donington Park - 5 April 2009  
(contd.)**

Lap 6			Lap 7			Lap 8			Lap 9			Lap 10		
No	Behind	Laptime	No	Behind	Laptime	No	Behind	Laptime	No	Behind	Laptime	No	Behind	Laptime
1		1:20.095	1		1:20.949	1		1:20.561	1		1:23.650	1		1:20.811
58	2.393	1:20.102	58	1.792	1:20.348	58	2.442	1:21.211	81	1 LAP	1:33.291	58	4.892	1:20.707
54	5.010	1:20.649	54	5.775	1:21.714	54	7.279	1:22.065	58	4.996	1:26.204	54	6.563	1:21.731
79	7.169	1:21.214	32	1 LAP	1:34.119	66	1 LAP	1:33.177	54	5.643	1:22.014	79	12.839	1:23.323
52	7.375	1:21.251	52	7.364	1:20.938	79	11.570	1:23.319	93	1 LAP	1:34.214	81	1 LAP	1:32.844
78	13.065	1:21.920	79	8.812	1:22.592	41	1 LAP	1:36.079	79	10.327	1:22.407	78	17.739	1:22.293
77	20.090	1:23.463	78	14.145	1:22.029	78	18.238	1:24.654	89	1 LAP	1:35.282	93	1 LAP	1:32.904
68	23.252	1:24.710	77	22.198	1:23.057	32	1 LAP	1:35.082	78	16.257	1:21.669	89	1 LAP	1:31.173
75	39.635	1:25.383	68	26.332	1:24.029	77	24.554	1:22.917	66	1 LAP	1:32.065	66	1 LAP	1:30.356
76	41.227	1:25.658	75	43.960	1:25.274	52	24.759	1:37.956	77	26.042	1:25.138	77	27.578	1:22.347
88	41.947	1:27.984	76	45.008	1:24.730	68	29.932	1:24.161	41	1 LAP	1:34.380	52	27.782	1:22.327
73	42.432	1:26.627	88	46.736	1:25.738	75	47.902	1:24.503	52	26.266	1:25.157	68	38.306	1:27.828
45	51.513	1:28.657	73	47.175	1:25.692	76	48.750	1:24.303	68	31.289	1:25.007	41	1 LAP	1:34.187
59	53.682	1:28.819	45	1:00.244	1:29.680	73	52.773	1:26.159	32	1 LAP	1:36.000	32	1 LAP	1:34.319
44	54.695	1:28.910	59	1:01.191	1:28.458	45	1:09.173	1:29.490	75	49.784	1:25.532	75	53.505	1:24.532
81	1:03.214	1:31.228	44	1:02.310	1:28.564	59	1:09.674	1:29.044	76	51.269	1:26.169	76	54.818	1:24.360
93	1:08.141	1:30.144	81	1:13.146	1:30.881	44	1:10.366	1:28.617	73	55.271	1:26.148	73	1:00.984	1:26.524
89	1:09.491	1:30.861	93	1:17.596	1:30.404				45	1:15.054	1:29.531	45	1:22.474	1:28.231
66	1:17.923	1:31.060	89	1:19.328	1:30.786				59	1:16.141	1:30.117			
41	1:20.858	1:31.705							44	1:16.314	1:29.598			

Weather/Track: Sun /Dry

www.mstworld.com

Page 2 of 3

Donington Park  
Circuit Length = 1.9573 miles.  
Start: 14:04 End: 14:20

Printed - 14:23 Sunday, 05 April 2009



**HSCC/FJHRA Millers Oils Historic Formula Junior  
LAP CHART - RACE - Donington Park - 5 April 2009  
(contd.)**

Lap 11			Lap 12			Lap 13			Lap 14			Lap 15		
No	Behind	Laptime	No	Behind	Laptime	No	Behind	Laptime	No	Behind	Laptime	No	Behind	Laptime
1		1:22.524	1		1:20.919									
59	1 LAP	1:27.906	58	2.406	1:21.247									
58	2.078	1:19.710	45	1 LAP	1:27.673									
44	1 LAP	1:29.402	54	6.840	1:22.917									
54	4.842	1:20.803	59	1 LAP	1:28.611									
79	13.064	1:22.749	44	1 LAP	1:30.257									
78	18.858	1:23.643	79	14.279	1:22.134									
77	28.477	1:23.423	78	20.233	1:22.294									
52	29.424	1:24.166	77	30.252	1:22.694									
93	1 LAP	1:32.870	52	30.474	1:21.969									
89	1 LAP	1:32.465	93	1 LAP	1:34.538									
81	1 LAP	1:42.929	68	43.655	1:24.333									
66	1 LAP	1:30.161	66	1 LAP	1:30.030									
68	40.241	1:24.459	75	1:02.731	1:27.675									
41	1 LAP	1:33.934	76	1:03.808	1:27.976									
75	55.975	1:24.994	41	1 LAP	1:34.448									
76	56.751	1:24.457	32	1 LAP	1:33.948									
32	1 LAP	1:34.507	89	1 LAP	2:05.833									
73	1:06.851	1:28.391	73	1:15.807	1:29.875									

Weather/Track: Sun /Dry

www.mstworld.com

Donington Park  
Circuit Length = 1.9573 miles.  
Start: 14:04 End: 14:20

Printed - 14:23 Sunday, 05 April 2009

# HSCC/HRSR 'ByBox' Historic Racing Saloons

## QUALIFYING Race 3 - Donington Park - 5 April 2009

POS	NO	CL	NAT	ENTRY	TIME	LAPS	GAP	MPH	
1	46	C		Dan COX	Ford Lotus Cortina	1:25.892	11		82.03
2	63	C		Mark JONES	Ford Lotus Cortina	1:27.160	10	1.268	80.84
3	85	D		Roger GODFREY	Austin Cooper S	1:28.245	11	2.353	79.84
4	33	B		James FULLER	Alfa Romeo Guilia Sprint GT	1:28.857	11	2.965	79.29
5	21	K1		James DODD	Ford Mustang	1:29.187	8	3.295	79.00
6	49	C		Peter HORE	Lotus Cortina	1:29.616	11	3.724	78.62
7	80	D		Mike SMITH	Morris Mini Cooper S	1:29.699	11	3.807	78.55
8	32	B		Mark GARRITT	Alfa Romeo Guilia Sprint GT	1:29.847	11	3.955	78.42
9	9	K1		David BETTS	Ford Mustang Notchback	1:29.924	10	4.032	78.35
10	3	K1		Peter HALLFORD	Ford Mustang	1:29.987	11	4.095	78.30
11	87	E		Simon BENOY	Hillman Imp	1:30.145	11	4.253	78.16
12	86	E		Andy JONES	Singer Chamois	1:30.438	10	4.546	77.91
13	35	B		Graeme DODD	Alfa Romeo Guilia Sprint GT	1:31.127	4	5.235	77.32
14	77	D		Roger EBDON	Morris Mini Cooper S	1:31.936	10	6.044	76.64
15	93	E		Graham MARTIN	Singer Chamois	1:32.548	10	6.656	76.13
16	82	D		Barry LONG	Austin Mini Cooper S	1:32.762	10	6.870	75.96
17	92	E		Colin GUNTON	Hillman Imp	1:33.468	10	7.576	75.38
18	95	E		Shaun HAZLEWOOD	Hillman Imp	1:33.762	10	7.870	75.15
19	45	E		Tim COX	Austin A40	1:34.076	10	8.184	74.90
20	72	K4		Andy HARRISON	Austin Cooper S	1:34.717	10	8.825	74.39
21	14	A		Colin McKAY	Jaguar S Type	1:34.873	10	8.981	74.27
22	61	C		Brian WEBB	Ford Anglia 105E	1:35.673	5	9.781	73.65
23	76	K4		Chris HUNTER	Austin Mini Cooper S	1:37.830	7	11.938	72.02
24	78	D		Colin FLYNN	Morris Mini Cooper S	1:38.868	8	12.976	71.27
25	81	C		Ed GLAISTER	Ford Anglia 100E	1:38.984	10	13.092	71.18
26	91	E		Vince FROST	Hillman Imp	1:39.945	9	14.053	70.50
27	30	C		Martyn CORFIELD	Alfa Romeo Guilia Sprint GT	1:42.643	9	16.751	68.64
28	55	K3	TR	Tomas LACOSTA	Alfa Romeo GTA	1:44.059	9	18.167	67.71
29	19	K2		Richard CROSS	Triumph 2000 Mk1	1:45.397	3	19.505	66.85
30	96	E		Tim BROOK	Austin Mini Cooper	1:45.798	9	19.906	66.60
31	39	K3		Paul HOPKINSON	Alfa Romeo Giulia Sprint GT	1:46.048	9	20.156	66.44

Car 55 has 2 transponders - please contact Timekeepers

Weather/Track: Sun /Dry

These results are provisional until the conclusion of any judicial and technical matters.

Donington Park

Circuit Length = 1.9573 miles.

Start: 09:57 End: 10:12

Clerk of the Course:

Timekeeper:

**HSCC/HRSR 'ByBox' Historic Racing Saloons**  
**QUALIFYING - LAP ANALYSIS - Donington Park - 5 April 2009**

<b>3</b>	<b>Peter HALLFORD</b>	Ford Mustang
1 - X:00.000	6 - <b>1:29.987</b>	11 - 1:34.885
2 - 1:45.663	7 - 1:30.445	
3 - 1:33.047	8 - 1:37.202	
4 - 1:35.108	9 - 1:33.013	
5 - 1:31.343	10 - 1:33.357	
<b>9</b>	<b>David BETTS</b>	Ford Mustang Notchback
1 - X:00.000	6 - <b>1:29.924</b>	
2 - 1:45.067	7 - 1:30.205	
3 - 1:32.754	8 - 1:31.145	
4 - 1:31.292	9 - 1:36.103	
5 - 1:30.844	10 - 1:30.064	
<b>14</b>	<b>Colin McKAY</b>	Jaguar S Type
1 - X:00.000	6 - 1:38.847	
2 - 1:52.672	7 - 1:37.400	
3 - 1:43.103	8 - 1:35.906	
4 - 1:36.777	9 - 1:35.327	
5 - 1:36.277	10 - <b>1:34.873</b>	
<b>19</b>	<b>Richard CROSS</b>	Triumph 2000 Mk1
1 - X:00.000		
2 - 1:52.635		
3 - <b>1:45.397</b>		
<b>21</b>	<b>James DODD</b>	Ford Mustang
1 - X:00.000	6 - 1:32.613	
2 - 1:37.566	7 - 1:32.665	
3 - 1:32.255	8 - 1:38.707P	
4 - 1:29.871		
5 - <b>1:29.187</b>		
<b>30</b>	<b>Martyn CORFIELD</b>	Alfa Romeo Guilia Sprint GT
1 - X:00.000	6 - 1:50.079	
2 - 2:00.121	7 - 1:48.450	
3 - 1:54.168	8 - 1:43.513	
4 - 1:46.643	9 - <b>1:42.643</b>	
5 - 1:47.701		

Car 55 has 2 transponders - please contact Timekeepers  
 Weather/Track: Sun /Dry

**HSCC/HRSR 'ByBox' Historic Racing Saloons**  
**QUALIFYING - LAP ANALYSIS - Donington Park - 5 April 2009**  
 (contd.)

<b>32</b>	<b>Mark GARRITT</b>	Alfa Romeo Guilia Sprint GT
1 - X:00.000	6 - 1:32.454	11 - 1:30.879
2 - 1:40.171	7 - 1:34.882	
3 - 1:34.990	8 - 1:30.570	
4 - 1:31.038	9 - 1:30.707	
5 - <b>1:29.847</b>	10 - 1:29.931	
<b>33</b>	<b>James FULLER</b>	Alfa Romeo Guilia Sprint GT
1 - X:00.000	6 - 1:31.814	11 - 1:32.302
2 - 1:37.379	7 - 1:34.956	
3 - 1:33.458	8 - 1:32.769	
4 - 1:30.903	9 - <b>1:28.857</b>	
5 - 1:30.480	10 - 1:31.869	
<b>35</b>	<b>Graeme DODD</b>	Alfa Romeo Guilia Sprint GT
1 - X:00.000		
2 - 1:33.384		
3 - <b>1:31.127</b>		
4 - 1:59.465P		
<b>39</b>	<b>Paul HOPKINSON</b>	Alfa Romeo Giulia Sprint GT
1 - X:00.000	6 - 1:53.387	
2 - 1:55.871	7 - 1:54.366	
3 - 1:52.349	8 - <b>1:46.048</b>	
4 - 1:49.972	9 - 1:46.596	
5 - 1:52.098		
<b>45</b>	<b>Tim COX</b>	Austin A40
1 - X:00.000	6 - 1:35.701	
2 - 1:48.842	7 - 1:36.047	
3 - 1:36.649	8 - 1:36.634	
4 - 1:35.192	9 - 1:35.356	
5 - 1:38.386	10 - <b>1:34.076</b>	
<b>46</b>	<b>Dan COX</b>	Ford Lotus Cortina
1 - X:00.000	6 - 1:26.143	11 - 1:30.092
2 - 1:48.038	7 - 1:31.462	
3 - 1:31.743	8 - 1:30.392	
4 - 1:28.812	9 - 1:31.489	
5 - 1:26.915	10 - <b>1:25.892</b>	

Car 55 has 2 transponders - please contact Timekeepers  
 Weather/Track: Sun /Dry

**HSCC/HRSR 'ByBox' Historic Racing Saloons**  
**QUALIFYING - LAP ANALYSIS - Donington Park - 5 April 2009**  
 (contd.)

<b>49</b>	<b>Peter HORE</b>	Lotus Cortina
1 - X:00.000	6 - 1:29.898	11 - 1:34.891
2 - 1:47.917	7 - 1:29.795	
3 - 1:37.301	8 - 1:35.690	
4 - 1:30.455	9 - 1:34.251	
5 - 1:29.807	10 - <b>1:29.616</b>	
<b>55</b>	<b>Tomas LACOSTA</b>	TR Alfa Romeo GTA
1 - X:00.000	6 - 1:44.183	
2 - 1:54.581	7 - 1:49.115	
3 - 1:48.361	8 - 1:45.932	
4 - 1:47.202	9 - 1:47.098	
5 - <b>1:44.059</b>		
<b>61</b>	<b>Brian WEBB</b>	Ford Anglia 105E
1 - X:00.000		
2 - 1:39.984		
3 - 1:35.952		
4 - <b>1:35.673</b>		
5 - 1:36.722		
<b>63</b>	<b>Mark JONES</b>	Ford Lotus Cortina
1 - X:00.000	6 - 1:34.350	
2 - 1:41.213	7 - 1:29.955	
3 - 1:43.559P	8 - 1:33.226	
4 - 3:09.138	9 - <b>1:27.160</b>	
5 - 1:28.635	10 - 1:44.746	
<b>72</b>	<b>Andy HARRISON</b>	Austin Cooper S
1 - X:00.000	6 - 1:35.445	
2 - 1:51.267	7 - <b>1:34.717</b>	
3 - 1:40.621	8 - 1:36.650	
4 - 1:39.386	9 - 1:35.082	
5 - 1:43.726	10 - 1:48.249	
<b>76</b>	<b>Chris HUNTER</b>	Austin Mini Cooper S
1 - X:00.000	6 - 1:43.660	
2 - 1:51.451	7 - 2:20.721P	
3 - 1:44.418		
4 - <b>1:37.830</b>		
5 - 1:41.550		

Car 55 has 2 transponders - please contact Timekeepers  
 Weather/Track: Sun /Dry

**HSCC/HRSR 'ByBox' Historic Racing Saloons**  
**QUALIFYING - LAP ANALYSIS - Donington Park - 5 April 2009**  
 (contd.)

<b>77</b>	<b>Roger EBDON</b>	Morris Mini Cooper S
1 - X:00.000	6 - 1:32.185	
2 - 1:45.903	7 - 1:33.471	
3 - 1:37.926	8 - <b>1:31.936</b>	
4 - 1:33.801	9 - 1:35.194	
5 - 1:33.806	10 - 1:32.083	
<b>78</b>	<b>Colin FLYNN</b>	Morris Mini Cooper S
1 - X:00.000	6 - 1:40.759	
2 - 1:51.623	7 - <b>1:38.868</b>	
3 - 1:42.969	8 - 1:47.130P	
4 - 1:44.542		
5 - 1:44.275		
<b>80</b>	<b>Mike SMITH</b>	Morris Mini Cooper S
1 - X:00.000	6 - 1:31.450	11 - <b>1:29.699</b>
2 - 1:38.477	7 - 1:34.116	
3 - 1:35.533	8 - 1:35.998	
4 - 1:31.677	9 - 1:30.091	
5 - 1:30.645	10 - 1:30.257	
<b>81</b>	<b>Ed GLAISTER</b>	Ford Anglia 100E
1 - X:00.000	6 - 1:42.054	
2 - 1:49.080	7 - 1:41.789	
3 - 1:43.516	8 - <b>1:38.984</b>	
4 - 1:39.109	9 - 1:39.536	
5 - 1:41.645	10 - 1:40.733	
<b>82</b>	<b>Barry LONG</b>	Austin Mini Cooper S
1 - X:00.000	6 - <b>1:32.762</b>	
2 - 1:53.964	7 - 1:32.821	
3 - 1:47.307	8 - 1:35.523	
4 - 1:41.103	9 - 1:35.934	
5 - 1:39.924	10 - 1:44.507	
<b>85</b>	<b>Roger GODFREY</b>	Austin Cooper S
1 - X:00.000	6 - 1:34.472	11 - 1:28.985
2 - 1:34.067	7 - <b>1:28.245</b>	
3 - 1:30.048	8 - 1:30.127	
4 - 1:29.021	9 - 1:29.208	
5 - 1:32.849	10 - 1:29.343	

Car 55 has 2 transponders - please contact Timekeepers  
 Weather/Track: Sun /Dry

**HSCC/HRSR 'ByBox' Historic Racing Saloons**  
**QUALIFYING - LAP ANALYSIS - Donington Park - 5 April 2009**  
 (contd.)

<b>86</b>	<b>Andy JONES</b>	Singer Chamois
1 - X:00.000	6 - <b>1:30.438</b>	
2 - 1:55.352	7 - 1:30.634	
3 - 1:35.572	8 - 1:45.966	
4 - 1:31.749	9 - 1:45.330	
5 - 1:30.969	10 - 1:39.503	
<b>87</b>	<b>Simon BENOY</b>	Hillman Imp
1 - X:00.000	6 - 1:31.332	11 - 1:33.609
2 - 1:45.010	7 - 1:31.387	
3 - 1:38.491	8 - 1:31.252	
4 - 1:31.013	9 - 1:33.847	
5 - <b>1:30.145</b>	10 - 1:31.232	
<b>91</b>	<b>Vince FROST</b>	Hillman Imp
1 - X:00.000	6 - 1:50.469	
2 - 1:49.927	7 - 1:47.806	
3 - 1:45.596	8 - 1:42.807	
4 - 1:40.542	9 - <b>1:39.945</b>	
5 - 1:40.412		
<b>92</b>	<b>Colin GUNTON</b>	Hillman Imp
1 - X:00.000	6 - 1:33.940	
2 - 1:45.505	7 - 1:42.025P	
3 - 1:36.014	8 - 2:37.105	
4 - 1:34.874	9 - 1:36.623	
5 - <b>1:33.468</b>	10 - 1:34.171	
<b>93</b>	<b>Graham MARTIN</b>	Singer Chamois
1 - X:00.000	6 - 1:32.960	
2 - 1:48.948	7 - 1:33.056	
3 - 1:37.978	8 - <b>1:32.548</b>	
4 - 1:32.845	9 - 1:33.267	
5 - 1:32.896	10 - 1:36.478	
<b>95</b>	<b>Shaun HAZLEWOOD</b>	Hillman Imp
1 - X:00.000	6 - 1:36.103	
2 - 1:43.564	7 - <b>1:33.762</b>	
3 - 1:37.544	8 - 1:35.113	
4 - 1:38.764	9 - 1:38.604	
5 - 1:35.850	10 - 1:38.962	

Car 55 has 2 transponders - please contact Timekeepers  
 Weather/Track: Sun /Dry

**HSCC/HRSR 'ByBox' Historic Racing Saloons**  
**QUALIFYING - LAP ANALYSIS - Donington Park - 5 April 2009**  
(contd.)

<b>96</b>	<b>Tim BROOK</b>	Austin Mini Cooper
1 - X:00.000	6 - <b>1:45.798</b>	
2 - 1:52.539	7 - 1:48.455	
3 - 1:50.130	8 - 1:47.128	
4 - 1:49.102	9 - 1:53.709	
5 - 1:48.305		

**Car 55 has 2 transponders - please contact Timekeepers**  
**Weather/Track: Sun /Dry**



# HSCC/FJHRA Millers Oils Historic Formula Junior LAP CHART - RACE - Donington Park - 5 April 2009

Lap 1			Lap 2			Lap 3			Lap 4			Lap 5		
No	Behind	Laptime	No	Behind	Laptime	No	Behind	Laptime	No	Behind	Laptime	No	Behind	Laptime
1		1:25.551	1		1:20.823	1		1:20.661	1		1:20.832	1		1:20.299
58	0.130	1:25.681	54	1.447	1:21.440	58	2.434	1:21.312	58	2.686	1:21.084	58	2.386	1:19.999
54	0.830	1:26.381	58	1.783	1:22.476	54	2.664	1:21.878	54	3.583	1:21.751	54	4.456	1:21.172
79	2.124	1:27.675	79	3.290	1:21.989	79	4.620	1:21.991	79	5.223	1:21.435	79	6.050	1:21.126
52	2.411	1:27.962	52	3.461	1:21.873	52	4.922	1:22.122	52	5.356	1:21.266	52	6.219	1:21.162
78	3.305	1:28.856	78	6.019	1:23.537	78	7.911	1:22.553	78	9.006	1:21.927	78	11.240	1:22.533
77	4.180	1:29.731	77	8.218	1:24.861	77	11.496	1:23.939	77	13.847	1:23.183	77	16.722	1:23.174
62	4.652	1:30.203	62	8.636	1:24.807	62	11.716	1:23.741	62	14.610	1:23.726	62	17.331	1:23.020
68	5.334	1:30.885	68	9.245	1:24.734	68	12.560	1:23.976	68	15.482	1:23.754	68	18.637	1:23.454
88	6.443	1:31.994	88	12.891	1:27.271	88	20.981	1:28.751	88	27.258	1:27.109	88	34.058	1:27.099
75	8.422	1:33.973	75	14.319	1:26.720	75	21.363	1:27.705	75	27.855	1:27.324	75	34.347	1:26.791
76	8.901	1:34.452	76	15.100	1:27.022	76	21.416	1:26.977	76	28.336	1:27.752	76	35.664	1:27.627
59	10.682	1:36.233	73	16.467	1:26.417	73	22.894	1:27.088	73	29.062	1:27.000	73	35.900	1:27.137
73	10.873	1:36.424	59	19.237	1:29.378	45	28.099	1:29.015	45	35.665	1:28.398	45	42.951	1:27.585
45	11.434	1:36.985	45	19.745	1:29.134	59	28.385	1:29.809	59	36.796	1:29.243	59	44.958	1:28.461
44	12.954	1:38.505	44	21.778	1:29.647	44	30.459	1:29.342	44	37.832	1:28.205	44	45.880	1:28.347
81	13.702	1:39.253	81	22.787	1:29.908	81	32.097	1:29.971	81	41.307	1:30.042	81	52.081	1:31.073
89	14.831	1:40.382	89	25.436	1:31.428	89	37.213	1:32.438	89	46.876	1:30.495	93	58.092	1:30.408
41	16.877	1:42.428	93	30.353	1:32.613	93	39.898	1:30.206	93	47.983	1:28.917	89	58.725	1:32.148
93	18.563	1:44.114	41	30.883	1:34.829	41	44.354	1:34.132	66	56.989	1:32.890	66	1:06.958	1:30.268
66	18.915	1:44.466	66	31.440	1:33.348	66	44.931	1:34.152	41	57.315	1:33.793	41	1:09.248	1:32.232
32	21.862	1:47.413	32	36.344	1:35.305	32	49.914	1:34.231	32	1:01.713	1:32.631	32	1:13.356	1:31.942

Weather/Track: Sun /Dry

www.mstworld.com

Page 1 of 3

Donington Park  
Circuit Length = 1.9573 miles.  
Start: 14:04 End: 14:20

Printed - 14:23 Sunday, 05 April 2009

**HSCC/FJHRA Millers Oils Historic Formula Junior  
LAP CHART - RACE - Donington Park - 5 April 2009  
(contd.)**

Lap 6			Lap 7			Lap 8			Lap 9			Lap 10		
No	Behind	Laptime	No	Behind	Laptime	No	Behind	Laptime	No	Behind	Laptime	No	Behind	Laptime
1		1:20.095	1		1:20.949	1		1:20.561	1		1:23.650	1		1:20.811
58	2.393	1:20.102	58	1.792	1:20.348	58	2.442	1:21.211	81	1 LAP	1:33.291	58	4.892	1:20.707
54	5.010	1:20.649	54	5.775	1:21.714	54	7.279	1:22.065	58	4.996	1:26.204	54	6.563	1:21.731
79	7.169	1:21.214	32	1 LAP	1:34.119	66	1 LAP	1:33.177	54	5.643	1:22.014	79	12.839	1:23.323
52	7.375	1:21.251	52	7.364	1:20.938	79	11.570	1:23.319	93	1 LAP	1:34.214	81	1 LAP	1:32.844
78	13.065	1:21.920	79	8.812	1:22.592	41	1 LAP	1:36.079	79	10.327	1:22.407	78	17.739	1:22.293
77	20.090	1:23.463	78	14.145	1:22.029	78	18.238	1:24.654	89	1 LAP	1:35.282	93	1 LAP	1:32.904
68	23.252	1:24.710	77	22.198	1:23.057	32	1 LAP	1:35.082	78	16.257	1:21.669	89	1 LAP	1:31.173
75	39.635	1:25.383	68	26.332	1:24.029	77	24.554	1:22.917	66	1 LAP	1:32.065	66	1 LAP	1:30.356
76	41.227	1:25.658	75	43.960	1:25.274	52	24.759	1:37.956	77	26.042	1:25.138	77	27.578	1:22.347
88	41.947	1:27.984	76	45.008	1:24.730	68	29.932	1:24.161	41	1 LAP	1:34.380	52	27.782	1:22.327
73	42.432	1:26.627	88	46.736	1:25.738	75	47.902	1:24.503	52	26.266	1:25.157	68	38.306	1:27.828
45	51.513	1:28.657	73	47.175	1:25.692	76	48.750	1:24.303	68	31.289	1:25.007	41	1 LAP	1:34.187
59	53.682	1:28.819	45	1:00.244	1:29.680	73	52.773	1:26.159	32	1 LAP	1:36.000	32	1 LAP	1:34.319
44	54.695	1:28.910	59	1:01.191	1:28.458	45	1:09.173	1:29.490	75	49.784	1:25.532	75	53.505	1:24.532
81	1:03.214	1:31.228	44	1:02.310	1:28.564	59	1:09.674	1:29.044	76	51.269	1:26.169	76	54.818	1:24.360
93	1:08.141	1:30.144	81	1:13.146	1:30.881	44	1:10.366	1:28.617	73	55.271	1:26.148	73	1:00.984	1:26.524
89	1:09.491	1:30.861	93	1:17.596	1:30.404				45	1:15.054	1:29.531	45	1:22.474	1:28.231
66	1:17.923	1:31.060	89	1:19.328	1:30.786				59	1:16.141	1:30.117			
41	1:20.858	1:31.705							44	1:16.314	1:29.598			

Weather/Track: Sun /Dry

www.mstworld.com

Page 2 of 3

Donington Park  
Circuit Length = 1.9573 miles.  
Start: 14:04 End: 14:20

Printed - 14:23 Sunday, 05 April 2009

**HSCC/FJHRA Millers Oils Historic Formula Junior  
LAP CHART - RACE - Donington Park - 5 April 2009  
(contd.)**

Lap 11			Lap 12			Lap 13			Lap 14			Lap 15		
No	Behind	Laptime	No	Behind	Laptime	No	Behind	Laptime	No	Behind	Laptime	No	Behind	Laptime
1		1:22.524	1		1:20.919									
59	1 LAP	1:27.906	58	2.406	1:21.247									
58	2.078	1:19.710	45	1 LAP	1:27.673									
44	1 LAP	1:29.402	54	6.840	1:22.917									
54	4.842	1:20.803	59	1 LAP	1:28.611									
79	13.064	1:22.749	44	1 LAP	1:30.257									
78	18.858	1:23.643	79	14.279	1:22.134									
77	28.477	1:23.423	78	20.233	1:22.294									
52	29.424	1:24.166	77	30.252	1:22.694									
93	1 LAP	1:32.870	52	30.474	1:21.969									
89	1 LAP	1:32.465	93	1 LAP	1:34.538									
81	1 LAP	1:42.929	68	43.655	1:24.333									
66	1 LAP	1:30.161	66	1 LAP	1:30.030									
68	40.241	1:24.459	75	1:02.731	1:27.675									
41	1 LAP	1:33.934	76	1:03.808	1:27.976									
75	55.975	1:24.994	41	1 LAP	1:34.448									
76	56.751	1:24.457	32	1 LAP	1:33.948									
32	1 LAP	1:34.507	89	1 LAP	2:05.833									
73	1:06.851	1:28.391	73	1:15.807	1:29.875									

Weather/Track: Sun /Dry

www.mstworld.com


Page 3 of 3

Donington Park  
Circuit Length = 1.9573 miles.  
Start: 14:04 End: 14:20

Printed - 14:23 Sunday, 05 April 2009

# HSCC/HRSR 'ByBox' Historic Racing Saloons

## GRID FOR RACE 3 - Donington Park - 5 April 2009

ROW 16	39	HOPKINSON	
ROW 15	19	CROSS	96 BROOK
ROW 14	30	CORFIELD	55 LACOSTA
ROW 13	81	GLAISTER	91 FROST
ROW 12	76	HUNTER	78 FLYNN
ROW 11	14	McKAY	61 WEBB
ROW 10	45	COX	72 HARRISON
ROW 9	92	GUNTON	95 HAZLEWOOD
ROW 8	93	MARTIN	82 LONG
ROW 7	35	DODD	77 EBDON
ROW 6	87	BENOY	86 JONES
ROW 5	9	BETTS	3 HALLFORD
ROW 4	80	SMITH	32 GARRITT
ROW 3	21	DODD	49 HORE
ROW 2	85	GODFREY	33 FULLER
ROW 1	46	COX	63 JONES
<b>POLE</b>			
			

Car 55 has 2 transponders - please contact Timekeepers

Weather/Track: Sun /Dry

These results are provisional until the conclusion of any judicial and technical matters.

Donington Park

Circuit Length = 1.9573 miles.

Start: 09:57 End: 10:12

Clerk of the Course:

Timekeeper:

# HSCC/HRSR 'ByBox' Historic Racing Saloons

## 2nd AMENDED RACE 3 CLASSIFICATION - Donington Park - 5 April 2009

POS	NO	CL	NAT	ENTRY	TIME	LAPS	GAP	MPH	BEST
1	46	C		<b>Dan COX</b>	Ford Lotus Cortina	16:09.773	11		1:26.338
2	63	C		<b>Mark JONES</b>	Ford Lotus Cortina	16:11.693	11	1.920	1:26.671
3	35	B		<b>Graeme DODD</b>	Alfa Romeo Guilias Sprint GT	16:31.526	11	21.753	1:28.551
4	49	C		<b>Peter HORE</b>	Lotus Cortina	16:34.421	11	24.648	1:28.911
5	85	D		<b>Roger GODFREY</b>	Austin Cooper S	16:34.989	11	25.216	1:28.933
6	77	D		<b>Roger EBDON</b>	Morris Mini Cooper S	16:42.473	11	32.700	1:29.041
7	32	B		<b>Mark GARRITT</b>	Alfa Romeo Guilias Sprint GT	16:43.730	11	33.957	1:29.209
8	3	K1		<b>Peter HALLFORD</b>	Ford Mustang	16:47.349	11	37.576	1:29.375
9	80	D		<b>Mike SMITH</b>	Morris Mini Cooper S	16:48.017	11	38.244	1:29.229
10	82	D		<b>Barry LONG</b>	Austin Mini Cooper S	17:07.010	11	57.237	1:31.358
11	72	K4		<b>Andy HARRISON</b>	Austin Cooper S	17:19.699	11	1:09.926	1:32.464
12	45	E		<b>Tim COX</b>	Austin A40	17:23.523	11	1:13.750	1:32.547
13	33	B		<b>James FULLER</b>	Alfa Romeo Guilias Sprint GT	17:29.563	11	1:19.790	1:28.850
14	14	A		<b>Colin McKAY</b>	Jaguar S Type	17:29.566	11	1:19.793	1:32.736
15	92	E		<b>Colin GUNTON</b>	Hillman Imp	17:43.924	11	1:34.151	1:33.531
16	61	C		<b>Brian WEBB</b>	Ford Anglia 105E	16:13.519	10	1 LAP	1:33.638
17	81	C		<b>Ed GLAISTER</b>	Ford Anglia 100E	16:33.129	10	1 LAP	1:37.554
18	91	E		<b>Vince FROST</b>	Hillman Imp	16:34.460	10	1 LAP	1:37.140
19	55	K3		<b>Tomas LACOSTA</b>	Alfa Romeo GTA	17:08.511	10	1 LAP	1:39.474
20	30	C		<b>Martyn CORFIELD</b>	Alfa Romeo Guilias Sprint GT	17:10.120	10	1 LAP	1:40.393
21	19	K2		<b>Richard CROSS</b>	Triumph 2000 Mk1	17:30.626	10	1 LAP	1:41.819
22	39	K3		<b>Paul HOPKINSON</b>	Alfa Romeo Giulias Sprint GT	17:45.273	10	1 LAP	1:43.794

### NOT CLASSIFIED

87	E			<b>Simon BENOY</b>	Hillman Imp	15:52.735	10	D.N.F.	73.84	1:32.648
86	E			<b>Andy JONES</b>	Singer Chamois	11:00.305	7	D.N.F.	74.53	1:29.823
78	D			<b>Colin FLYNN</b>	Morris Mini Cooper S	3:42.558	2	D.N.F.	62.81	1:50.466
96	E			<b>Tim BROOK</b>	Austin Mini Cooper	1:59.234	1	D.N.F.	58.16	1:59.234
95	E			<b>Shaun HAZLEWOOD</b>	Hillman Imp		0	D.N.F.	N/A	
76	K4			<b>Chris HUNTER</b>	Austin Mini Cooper S		0	D.N.F.	N/A	
21	K1			<b>James DODD</b>	Ford Mustang		0	D.N.F.	N/A	

### FASTEST LAP

46	C			<b>Dan COX</b>	Ford Lotus Cortina	1:26.338	8	81.61mph	131.34kph
35	B			<b>Graeme DODD</b>	Alfa Romeo Guilias Sprint GT	1:28.551	10	79.57mph	128.06kph
85	D			<b>Roger GODFREY</b>	Austin Cooper S	1:28.933	6	79.23mph	127.51kph
3	K1			<b>Peter HALLFORD</b>	Ford Mustang	1:29.375	11	78.83mph	126.88kph
86	E			<b>Andy JONES</b>	Singer Chamois	1:29.823	5	78.44mph	126.24kph
72	K4			<b>Andy HARRISON</b>	Austin Cooper S	1:32.464	8	76.20mph	122.64kph
14	A			<b>Colin McKAY</b>	Jaguar S Type	1:32.736	5	75.98mph	122.28kph
55	K3			<b>Tomas LACOSTA</b>	Alfa Romeo GTA	1:39.474	10	70.83mph	113.99kph
19	K2			<b>Richard CROSS</b>	Triumph 2000 Mk1	1:41.819	6	69.20mph	111.37kph

Car 93 excluded ref. Regulation G80(m). Car 9 excluded ref. Regulation G80(e).

Weather/Track: Sun /Dry

These results are provisional until the conclusion of any judicial and technical matters.

Donington Park

Circuit Length = 1.9573 miles.

Start: 14:34 End: 14:50

Clerk of the Course:

Timekeeper:

**HSCC/HRSR 'ByBox' Historic Racing Saloons**  
**RACE - LAP ANALYSIS - Donington Park - 5 April 2009**

<b>3</b>	<b>Peter HALLFORD</b>	Ford Mustang
1 - 1:38.476	6 - 1:30.726	11 - <b>1:29.375</b>
2 - 1:30.264	7 - 1:31.375	
3 - 1:29.519	8 - 1:31.165	
4 - 1:29.419	9 - 1:36.387	
5 - 1:29.894	10 - 1:30.749	
<b>9</b>	<b>David BETTS</b>	Ford Mustang Notchback
1 - 1:43.609	6 - 1:28.930	11 - 1:30.249
2 - 1:32.108	7 - 1:29.620	
3 - 1:29.302	8 - 1:42.389	
4 - 1:29.318	9 - 1:30.631	
5 - <b>1:28.646</b>	10 - 1:30.332	
<b>14</b>	<b>Colin McKAY</b>	Jaguar S Type
1 - 1:48.183	6 - 1:33.054	11 - 1:34.928
2 - 1:35.514	7 - 1:33.631	
3 - 1:35.003	8 - 1:33.888	
4 - 1:33.972	9 - 1:33.545	
5 - <b>1:32.736</b>	10 - 1:35.112	
<b>19</b>	<b>Richard CROSS</b>	Triumph 2000 Mk1
1 - 1:57.711	6 - <b>1:41.819</b>	
2 - 1:47.089	7 - 1:45.550	
3 - 1:42.773	8 - 1:42.283	
4 - 1:42.950	9 - 1:42.324	
5 - 1:44.978	10 - 1:43.149	
<b>21</b>	<b>James DODD</b>	Ford Mustang
<b>30</b>	<b>Martyn CORFIELD</b>	Alfa Romeo Guilia Sprint GT
1 - 1:53.687	6 - 1:42.431	
2 - 1:42.625	7 - 1:41.476	
3 - 1:41.313	8 - 1:44.911	
4 - 1:41.069	9 - 1:40.622	
5 - 1:41.593	10 - <b>1:40.393</b>	

Weather/Track: Sun /Dry

www.mstworld.com

Page 1 of 6

Donington Park  
 Circuit Length = 1.9573 miles.  
 Start: 14:34 End: 14:50

Printed - 14:53 Sunday, 05 April 2009

**HSCC/HRSR 'ByBox' Historic Racing Saloons**  
**RACE - LAP ANALYSIS - Donington Park - 5 April 2009**  
 (contd.)

<b>32</b>	<b>Mark GARRITT</b>	Alfa Romeo Guilias Sprint GT
1 -	1:38.102	6 - 1:30.096
2 -	1:29.849	7 - 1:30.601
3 -	1:31.654	8 - 1:31.462
4 -	1:30.622	9 - 1:30.770
5 -	<b>1:29.209</b>	10 - 1:30.192
11 -	1:31.173	
<b>33</b>	<b>James FULLER</b>	Alfa Romeo Guilias Sprint GT
1 -	1:36.158	6 - 1:31.302
2 -	1:30.050	7 - 1:33.002
3 -	1:30.063	8 - 1:29.510
4 -	1:29.277	9 - 1:30.963
5 -	1:29.540	10 - <b>1:28.850</b>
11 -	2:20.848	
<b>35</b>	<b>Graeme DODD</b>	Alfa Romeo Guilias Sprint GT
1 -	1:36.797	6 - 1:29.543
2 -	1:31.014	7 - 1:28.818
3 -	1:29.117	8 - 1:29.440
4 -	1:29.546	9 - 1:28.833
5 -	1:29.482	10 - <b>1:28.551</b>
11 -	1:30.385	
<b>39</b>	<b>Paul HOPKINSON</b>	Alfa Romeo Giulia Sprint GT
1 -	1:57.608	6 - 1:46.974
2 -	1:47.823	7 - 1:44.234
3 -	1:46.105	8 - 1:44.440
4 -	1:44.675	9 - 1:44.509
5 -	1:45.111	10 - <b>1:43.794</b>
<b>45</b>	<b>Tim COX</b>	Austin A40
1 -	1:45.815	6 - 1:33.507
2 -	1:35.252	7 - 1:33.755
3 -	1:33.757	8 - 1:32.946
4 -	1:33.674	9 - 1:33.971
5 -	<b>1:32.547</b>	10 - 1:33.717
11 -	1:34.582	
<b>46</b>	<b>Dan COX</b>	Ford Lotus Cortina
1 -	1:32.850	6 - 1:30.036
2 -	1:27.530	7 - 1:29.414
3 -	1:26.749	8 - <b>1:26.338</b>
4 -	1:26.682	9 - 1:29.387
5 -	1:26.913	10 - 1:26.353
11 -	1:27.521	

Weather/Track: Sun /Dry

www.mstworld.com

Page 2 of 6

Donington Park  
 Circuit Length = 1.9573 miles.  
 Start: 14:34 End: 14:50

Printed - 14:53 Sunday, 05 April 2009

**HSCC/HRSR 'ByBox' Historic Racing Saloons**  
**RACE - LAP ANALYSIS - Donington Park - 5 April 2009**  
 (contd.)

<b>49</b>	<b>Peter HORE</b>	Lotus Cortina
1 - 1:36.368	6 - 1:29.075	11 - <b>1:28.911</b>
2 - 1:30.260	7 - 1:31.442	
3 - 1:30.076	8 - 1:29.202	
4 - 1:29.359	9 - 1:29.524	
5 - 1:30.717	10 - 1:29.487	
<b>55</b>	<b>Tomas LACOSTA</b>	TR Alfa Romeo GTA
1 - 1:53.387	6 - 1:42.713	
2 - 1:43.294	7 - 1:41.338	
3 - 1:41.541	8 - 1:44.219	
4 - 1:40.722	9 - 1:40.257	
5 - 1:41.566	10 - <b>1:39.474</b>	
<b>61</b>	<b>Brian WEBB</b>	Ford Anglia 105E
1 - 1:47.198	6 - 1:35.534	
2 - 1:36.320	7 - 1:34.186	
3 - 1:36.247	8 - <b>1:33.638</b>	
4 - 1:35.680	9 - 1:34.298	
5 - 1:33.847	10 - 1:46.571	
<b>63</b>	<b>Mark JONES</b>	Ford Lotus Cortina
1 - 1:32.651	6 - 1:28.947	11 - 1:28.204
2 - 1:28.175	7 - 1:29.376	
3 - 1:27.491	8 - <b>1:26.671</b>	
4 - 1:26.995	9 - 1:29.164	
5 - 1:27.126	10 - 1:26.893	
<b>72</b>	<b>Andy HARRISON</b>	Austin Cooper S
1 - 1:46.373	6 - 1:33.057	11 - 1:33.664
2 - 1:33.322	7 - 1:33.036	
3 - 1:33.100	8 - <b>1:32.464</b>	
4 - 1:32.573	9 - 1:36.648	
5 - 1:32.964	10 - 1:32.498	
<b>76</b>	<b>Chris HUNTER</b>	Austin Mini Cooper S

Weather/Track: Sun /Dry

www.mstworld.com

Page 3 of 6

Donington Park  
 Circuit Length = 1.9573 miles.  
 Start: 14:34 End: 14:50

Printed - 14:53 Sunday, 05 April 2009



**HSCC/HRSR 'ByBox' Historic Racing Saloons**  
**RACE - LAP ANALYSIS - Donington Park - 5 April 2009**  
 (contd.)

<b>77</b>	<b>Roger EBDON</b>	Morris Mini Cooper S
1 - 1:39.533	6 - 1:30.428	11 - 1:30.930
2 - 1:30.147	7 - 1:30.715	
3 - 1:30.815	8 - 1:30.427	
4 - <b>1:29.041</b>	9 - 1:31.593	
5 - 1:29.099	10 - 1:29.745	
<b>78</b>	<b>Colin FLYNN</b>	Morris Mini Cooper S
1 - <b>1:50.466</b>		
2 - 1:52.092P		
<b>80</b>	<b>Mike SMITH</b>	Morris Mini Cooper S
1 - 1:40.917	6 - 1:30.279	11 - 1:29.639
2 - 1:30.048	7 - 1:30.213	
3 - 1:29.870	8 - 1:31.528	
4 - 1:30.005	9 - 1:35.386	
5 - <b>1:29.229</b>	10 - 1:30.903	
<b>81</b>	<b>Ed GLAISTER</b>	Ford Anglia 100E
1 - 1:50.646	6 - <b>1:37.554</b>	
2 - 1:40.025	7 - 1:37.676	
3 - 1:38.284	8 - 1:38.065	
4 - 1:37.568	9 - 1:37.560	
5 - 1:38.059	10 - 1:37.692	
<b>82</b>	<b>Barry LONG</b>	Austin Mini Cooper S
1 - 1:44.087	6 - 1:31.761	11 - 1:32.657
2 - 1:32.609	7 - 1:31.598	
3 - 1:32.016	8 - 1:33.784	
4 - 1:32.421	9 - 1:32.927	
5 - 1:31.792	10 - <b>1:31.358</b>	
<b>85</b>	<b>Roger GODFREY</b>	Austin Cooper S
1 - 1:36.637	6 - <b>1:28.933</b>	11 - 1:29.089
2 - 1:31.599	7 - 1:31.051	
3 - 1:30.551	8 - 1:29.629	
4 - 1:29.103	9 - 1:29.196	
5 - 1:29.820	10 - 1:29.381	

Weather/Track: Sun /Dry

www.mstworld.com

Page 4 of 6

Donington Park  
 Circuit Length = 1.9573 miles.  
 Start: 14:34 End: 14:50

Printed - 14:53 Sunday, 05 April 2009

**HSCC/HRSR 'ByBox' Historic Racing Saloons**  
**RACE - LAP ANALYSIS - Donington Park - 5 April 2009**  
 (contd.)

<b>86</b>	<b>Andy JONES</b>	Singer Chamois	
1 -	1:39.729	6 - 1:31.054	
2 -	1:30.583	7 - 1:47.514P	
3 -	1:30.980		
4 -	1:30.622		
5 -	<b>1:29.823</b>		
<b>87</b>	<b>Simon BENOY</b>	Hillman Imp	
1 -	1:41.844	6 - 1:37.993	
2 -	1:33.247	7 - 1:32.747	
3 -	1:33.431	8 - 1:32.663	
4 -	1:33.024	9 - 1:37.446	
5 -	<b>1:32.648</b>	10 - 1:37.692	
<b>91</b>	<b>Vince FROST</b>	Hillman Imp	
1 -	1:49.118	6 - 1:37.775	
2 -	1:37.846	7 - <b>1:37.140</b>	
3 -	1:38.731	8 - 1:38.094	
4 -	1:39.710	9 - 1:37.432	
5 -	1:40.264	10 - 1:38.350	
<b>92</b>	<b>Colin GUNTON</b>	Hillman Imp	
1 -	1:46.364	6 - 1:36.169	11 - 1:37.388
2 -	1:35.614	7 - 1:35.956	
3 -	<b>1:33.531</b>	8 - 1:37.220	
4 -	1:34.640	9 - 1:35.564	
5 -	1:34.583	10 - 1:36.895	
<b>93</b>	<b>Graham MARTIN</b>	Singer Chamois	
1 -	1:42.837	6 - 1:50.782	
2 -	1:33.293	7 - 1:33.953	
3 -	1:33.569	8 - 1:33.998	
4 -	<b>1:32.493</b>	9 - 1:38.629	
5 -	1:32.495	10 - 2:17.746P	
<b>95</b>	<b>Shaun HAZLEWOOD</b>	Hillman Imp	

Weather/Track: Sun /Dry

**HSCC/HRSR 'ByBox' Historic Racing Saloons**  
**RACE - LAP ANALYSIS - Donington Park - 5 April 2009**  
(contd.)

<b>96</b>	<b>Tim BROOK</b>	Austin Mini Cooper
1 - 1:59.234		

# HSCC/HRSR 'ByBox' Historic Racing Saloons

## LAP CHART - RACE - Donington Park - 5 April 2009

Lap 1			Lap 2			Lap 3			Lap 4			Lap 5		
No	Behind	Laptime	No	Behind	Laptime	No	Behind	Laptime	No	Behind	Laptime	No	Behind	Laptime
63		1:32.651	46		1:27.530	46		1:26.749	46		1:26.682	46		1:26.913
46	0.199	1:32.850	63	0.446	1:28.175	63	1.188	1:27.491	63	1.501	1:26.995	63	1.714	1:27.126
33	3.507	1:36.158	33	5.828	1:30.050	33	9.142	1:30.063	33	11.737	1:29.277	33	14.364	1:29.540
49	3.717	1:36.368	49	6.248	1:30.260	49	9.575	1:30.076	49	12.252	1:29.359	35	15.232	1:29.482
85	3.986	1:36.637	35	7.431	1:31.014	35	9.799	1:29.117	35	12.663	1:29.546	49	16.056	1:30.717
35	4.146	1:36.797	32	7.571	1:29.849	3	11.130	1:29.519	3	13.867	1:29.419	3	16.848	1:29.894
32	5.451	1:38.102	85	7.856	1:31.599	85	11.658	1:30.551	85	14.079	1:29.103	85	16.986	1:29.820
3	5.825	1:38.476	3	8.360	1:30.264	32	12.476	1:31.654	77	15.725	1:29.041	77	17.911	1:29.099
77	6.882	1:39.533	77	9.300	1:30.147	77	13.366	1:30.815	32	16.416	1:30.622	32	18.712	1:29.209
86	7.078	1:39.729	86	9.932	1:30.583	80	13.706	1:29.870	80	17.029	1:30.005	80	19.345	1:29.229
80	8.266	1:40.917	80	10.585	1:30.048	86	14.163	1:30.980	86	18.103	1:30.622	86	21.013	1:29.823
87	9.193	1:41.844	87	14.711	1:33.247	9	17.890	1:29.302	9	20.526	1:29.318	9	22.259	1:28.646
93	10.186	1:42.837	9	15.337	1:32.108	87	21.393	1:33.431	82	27.322	1:32.421	82	32.201	1:31.792
9	10.958	1:43.609	93	15.750	1:33.293	82	21.583	1:32.016	87	27.735	1:33.024	87	33.470	1:32.648
82	11.436	1:44.087	82	16.316	1:32.609	93	22.570	1:33.569	93	28.381	1:32.493	93	33.963	1:32.495
45	13.164	1:45.815	72	19.315	1:33.322	72	25.666	1:33.100	72	31.557	1:32.573	72	37.608	1:32.964
72	13.722	1:46.373	45	20.687	1:35.252	45	27.695	1:33.757	45	34.687	1:33.674	45	40.321	1:32.547
92	13.713	1:46.364	92	21.598	1:35.614	92	28.380	1:33.531	92	36.338	1:34.640	92	44.008	1:34.583
61	14.547	1:47.198	61	23.138	1:36.320	14	31.571	1:35.003	14	38.861	1:33.972	14	44.684	1:32.736
14	15.532	1:48.183	14	23.317	1:35.514	61	32.636	1:36.247	61	41.634	1:35.680	61	48.568	1:33.847
91	16.467	1:49.118	91	26.584	1:37.846	91	38.566	1:38.731	91	51.594	1:39.710	81	1:03.858	1:38.059
78	17.815	1:50.466	81	30.291	1:40.025	81	41.826	1:38.284	81	52.712	1:37.568	91	1:04.945	1:40.264
81	17.995	1:50.646	30	35.932	1:42.625	30	50.496	1:41.313	30	1:04.883	1:41.069	30	1:19.563	1:41.593
55	20.736	1:53.387	55	36.301	1:43.294	55	51.093	1:41.541	55	1:05.133	1:40.722	55	1:19.786	1:41.566
30	21.036	1:53.687	78	42.178	1:52.092P	19	1:00.444	1:42.773	19	1:16.712	1:42.950			
39	24.957	1:57.608	19	44.420	1:47.089	39	1:04.407	1:46.105	39	1:22.400	1:44.675			
19	25.060	1:57.711	39	45.051	1:47.823									
96	26.583	1:59.234												

Weather/Track: Sun /Dry

www.mstworld.com

Page 1 of 3

Donington Park  
Circuit Length = 1.9573 miles.  
Start: 14:34 End: 14:50

Printed - 14:54 Sunday, 05 April 2009

**HSCC/HRSR 'ByBox' Historic Racing Saloons**  
**LAP CHART - RACE - Donington Park - 5 April 2009**  
 (contd.)

Lap 6			Lap 7			Lap 8			Lap 9			Lap 10		
No	Behind	Laptime	No	Behind	Laptime	No	Behind	Laptime	No	Behind	Laptime	No	Behind	Laptime
46		1:30.036	46		1:29.414	46		1:26.338	46		1:29.387	46		1:26.353
63	0.625	1:28.947	63	0.587	1:29.376	63	0.920	1:26.671	63	0.697	1:29.164	63	1.237	1:26.893
19	1 LAP	1:44.978	30	1 LAP	1:42.431	35	17.245	1:29.440	81	1 LAP	1:38.065	81	1 LAP	1:37.560
39	1 LAP	1:45.111	55	1 LAP	1:42.713	30	1 LAP	1:41.476	91	1 LAP	1:38.094	91	1 LAP	1:37.432
35	14.739	1:29.543	35	14.143	1:28.818	55	1 LAP	1:41.338	35	16.691	1:28.833	35	18.889	1:28.551
49	15.095	1:29.075	49	17.123	1:31.442	49	19.987	1:29.202	49	20.124	1:29.524	49	23.258	1:29.487
33	15.630	1:31.302	19	1 LAP	1:41.819	85	20.811	1:29.629	85	20.620	1:29.196	85	23.648	1:29.381
85	15.883	1:28.933	85	17.520	1:31.051	33	22.390	1:29.510	33	23.966	1:30.963	33	26.463	1:28.850
3	17.538	1:30.726	33	19.218	1:33.002	77	23.693	1:30.427	77	25.899	1:31.593	77	29.291	1:29.745
77	18.303	1:30.428	3	19.499	1:31.375	3	24.326	1:31.165	32	26.466	1:30.770	32	30.305	1:30.192
32	18.772	1:30.096	77	19.604	1:30.715	32	25.083	1:31.462	3	31.326	1:36.387	3	35.722	1:30.749
80	19.588	1:30.279	32	19.959	1:30.601	80	25.577	1:31.528	80	31.576	1:35.386	80	36.126	1:30.903
9	21.153	1:28.930	80	20.387	1:30.213	19	1 LAP	1:45.550	55	1 LAP	1:44.219	9	42.633	1:30.332
86	22.031	1:31.054	9	21.359	1:29.620	9	37.410	1:42.389	30	1 LAP	1:44.911	55	1 LAP	1:40.257
82	33.926	1:31.761	39	1 LAP	1:46.974	82	43.556	1:33.784	9	38.654	1:30.631	30	1 LAP	1:40.622
72	40.629	1:33.057	82	36.110	1:31.598	39	1 LAP	1:44.234	82	47.096	1:32.927	82	52.101	1:31.358
87	41.427	1:37.993	86	40.131	1:47.514P	72	50.377	1:32.464	19	1 LAP	1:42.283	72	1:03.783	1:32.498
45	43.792	1:33.507	72	44.251	1:33.036	87	51.085	1:32.663	72	57.638	1:36.648	19	1 LAP	1:42.324
14	47.702	1:33.054	87	44.760	1:32.747	45	54.741	1:32.946	87	59.144	1:37.446	45	1:06.689	1:33.717
92	50.141	1:36.169	45	48.133	1:33.755	14	59.469	1:33.888	45	59.325	1:33.971	87	1:10.483	1:37.692
61	54.066	1:35.534	14	51.919	1:33.631	61	1:06.138	1:33.638	39	1 LAP	1:44.440	14	1:12.386	1:35.112
93	54.709	1:50.782	92	56.683	1:35.956	93	1:06.908	1:33.998	14	1:03.627	1:33.545	39	1 LAP	1:44.509
81	1:11.376	1:37.554	61	58.838	1:34.186	92	1:07.565	1:37.220	61	1:11.049	1:34.298	92	1:24.284	1:36.895
91	1:12.684	1:37.775	93	59.248	1:33.953				92	1:13.742	1:35.564			
			81	1:19.638	1:37.676				93	1:16.150	1:38.629			
			91	1:20.410	1:37.140									

Weather/Track: Sun /Dry

www.mstworld.com

Donington Park  
 Circuit Length = 1.9573 miles.  
 Start: 14:34 End: 14:50

**HSCC/HRSR 'ByBox' Historic Racing Saloons**  
**LAP CHART - RACE - Donington Park - 5 April 2009**  
 (contd.)

Lap 11			Lap 12			Lap 13			Lap 14			Lap 15		
No	Behind	Laptime	No	Behind	Laptime	No	Behind	Laptime	No	Behind	Laptime	No	Behind	Laptime
46		1:27.521												
63	1.920	1:28.204												
61	1 LAP	1:46.571												
35	21.753	1:30.385												
81	1 LAP	1:37.692												
49	24.648	1:28.911												
91	1 LAP	1:38.350												
85	25.216	1:29.089												
77	32.700	1:30.930												
32	33.957	1:31.173												
3	37.576	1:29.375												
80	38.244	1:29.639												
93	1 LAP	2:17.746P												
9	45.361	1:30.249												
82	57.237	1:32.657												
55	1 LAP	1:39.474												
30	1 LAP	1:40.393												
72	1:09.926	1:33.664												
45	1:13.750	1:34.582												
14	1:19.793	1:34.928												
33	1:19.790	2:20.848												
19	1 LAP	1:43.149												
92	1:34.151	1:37.388												
39	1 LAP	1:43.794												

Weather/Track: Sun /Dry

www.mstworld.com

Donington Park  
 Circuit Length = 1.9573 miles.  
 Start: 14:34 End: 14:50

Printed - 14:54 Sunday, 05 April 2009

**HSCC Classic F3 with Motor Sport Magazine**  
**QUALIFYING Race 4 - Donington Park - 5 April 2009**

POS	NO	CL	NAT	ENTRY	TIME	LAPS	GAP	MPH	
1	82	A		Paul SMITH	Martini MK31	1:11.478	13		98.58
2	8	A		Bill COOMBS	Argo JM6	1:11.668	13	0.190	98.31
3	1	A		Benn SIMMS	March 803B	1:13.011	13	1.533	96.51
4	38	A		Hugh PRICE	Chevron B38	1:13.999	13	2.521	95.22
5	32	A		Jamie BRASHAW	Chevron B47	1:15.268	9	3.790	93.61
6	70	A		Marcus MUSSA	Modus M1	1:16.049	13	4.571	92.65
7	22	A		Geoff HOODLESS	March 803	1:16.216	9	4.738	92.45
8	42	A		Tom THORNTON	Argo JM3	1:17.024	8	5.546	91.48
9	48	C		Oliver THORPE	Royale RP27	1:17.169	12	5.691	91.31
10	18	A		Paul DIBDEN	Ralt RT1	1:18.883	12	7.405	89.32
11	52	A		James PARSONS	March 803B	1:19.642	11	8.164	88.47
12	31	A		Matthew STURMER	Van Diemen 376	1:20.568	12	9.090	87.45
13	93	A		Rudoff ERNST	Ralt RT1	1:20.849	11	9.371	87.15
14	19	C		Scott TEMPLE	Reynard SF79	1:22.629	4	11.151	85.27
15	69	B		Albert CLEMENTS	Lotus 69	1:23.705	11	12.227	84.18
16	7	C		Derek WATLING	Royale RP27	1:27.819	4	16.341	80.23
17	96	B		Gareth WALTERS	Palliser WDF3	1:29.521	11	18.043	78.71
18	73	C		John WILSON	Royale RP26	1:31.224	3	19.746	77.24
19	65	C		Peter DENHAM	Reynard SF78	1:31.837	10	20.359	76.72
20	99	B		Tom POWELL	Chevron B20	1:32.082	7	20.604	76.52
21	97	B		Richard WALTERS	Mallock Mk11B	1:32.529	10	21.051	76.15

Weather/Track: Sun /Dry

These results are provisional until the conclusion of any judicial and technical matters.

Donington Park  
 Circuit Length = 1.9573 miles.  
 Start: 10:20 End: 10:35

Clerk of the Course:		Timekeeper:
----------------------	--	-------------

**HSCC Classic F3 with Motor Sport Magazine**  
**QUALIFYING - LAP ANALYSIS - Donington Park - 5 April 2009**

<b>1</b>	<b>Benn SIMMS</b>	March 803B
1 - X:00.000	6 - 1:17.700	11 - 1:17.616
2 - 1:18.748	7 - 1:14.503	12 - 1:13.947
3 - 1:15.389	8 - 1:18.221	13 - 1:18.998
4 - 1:13.748	9 - 1:14.231	
5 - 1:19.419	10 - <b>1:13.011</b>	
<b>7</b>	<b>Derek WATLING</b>	Royale RP27
1 - X:00.000		
2 - 1:33.763		
3 - <b>1:27.819</b>		
4 - 1:42.689P		
<b>8</b>	<b>Bill COOMBS</b>	Argo JM6
1 - X:00.000	6 - 1:12.854	11 - 1:17.902
2 - 1:25.922	7 - 1:12.835	12 - 1:14.213
3 - 1:16.745	8 - 1:16.599	13 - 1:13.194
4 - 1:15.180	9 - 1:11.815	
5 - 1:16.154	10 - <b>1:11.668</b>	
<b>18</b>	<b>Paul DIBDEN</b>	Ralt RT1
1 - X:00.000	6 - 1:19.778	11 - 1:26.163
2 - 1:37.381	7 - 1:20.169	12 - 1:24.175
3 - 1:26.855	8 - 1:20.095	
4 - 1:20.786	9 - <b>1:18.883</b>	
5 - 1:24.732	10 - 1:24.080	
<b>19</b>	<b>Scott TEMPLE</b>	Reynard SF79
1 - X:00.000		
2 - 1:26.098		
3 - <b>1:22.629</b>		
4 - 1:22.665		
<b>22</b>	<b>Geoff HOODLESS</b>	March 803
1 - X:00.000	6 - <b>1:16.216</b>	
2 - 1:20.711	7 - 1:17.329	
3 - 1:19.880	8 - 1:16.771	
4 - 1:17.875	9 - 1:16.246	
5 - 1:16.638		

Weather/Track: Sun /Dry

www.mstworld.com

Page 1 of 4

Donington Park  
 Circuit Length = 1.9573 miles.  
 Start: 10:20 End: 10:35

Printed - 10:39 Sunday, 05 April 2009



**HSCC Classic F3 with Motor Sport Magazine**  
**QUALIFYING - LAP ANALYSIS - Donington Park - 5 April 2009**  
 (contd.)

<b>31</b>	<b>Matthew STURMER</b>	Van Diemen 376
1 - X:00.000	6 - 1:21.625	11 - 1:20.981
2 - 1:31.853	7 - <b>1:20.568</b>	12 - 1:22.168
3 - 1:26.195	8 - 1:21.673	
4 - 1:22.452	9 - 1:23.282	
5 - 1:23.166	10 - 1:20.846	
<b>32</b>	<b>Jamie BRASHAW</b>	Chevron B47
1 - X:00.000	6 - 1:16.069	
2 - 1:20.326	7 - 1:17.017	
3 - 1:18.231	8 - 1:15.515	
4 - 1:20.870	9 - <b>1:15.268</b>	
5 - 1:16.542		
<b>38</b>	<b>Hugh PRICE</b>	Chevron B38
1 - X:00.000	6 - 1:25.138	11 - 1:19.935
2 - 1:22.085	7 - 1:17.038	12 - 1:24.706
3 - 1:21.447	8 - 1:15.138	13 - 1:15.136
4 - 1:14.926	9 - 1:15.054	
5 - 1:14.864	10 - <b>1:13.999</b>	
<b>42</b>	<b>Tom THORNTON</b>	Argo JM3
1 - X:00.000	6 - <b>1:17.024</b>	
2 - 1:29.207	7 - 1:19.942	
3 - 1:22.231	8 - 1:50.187P	
4 - 1:19.085		
5 - 1:18.774		
<b>48</b>	<b>Oliver THORPE</b>	Royale RP27
1 - X:00.000	6 - 1:22.098	11 - 1:47.094
2 - 1:22.718	7 - 1:17.480	12 - 1:18.916
3 - 1:19.610	8 - <b>1:17.169</b>	
4 - 1:18.426	9 - 1:17.493	
5 - 1:17.784	10 - 1:26.317P	
<b>52</b>	<b>James PARSONS</b>	March 803B
1 - X:00.000	6 - 1:22.263	11 - 1:21.381
2 - 1:29.855	7 - 1:24.800	
3 - 1:29.786	8 - 1:24.931	
4 - 1:25.396	9 - 1:20.925	
5 - 1:23.383	10 - <b>1:19.642</b>	

Weather/Track: Sun /Dry

www.mstworld.com

Page 2 of 4

Donington Park  
 Circuit Length = 1.9573 miles.  
 Start: 10:20 End: 10:35

Printed - 10:39 Sunday, 05 April 2009

**HSCC Classic F3 with Motor Sport Magazine**  
**QUALIFYING - LAP ANALYSIS - Donington Park - 5 April 2009**  
 (contd.)

<b>65</b>	<b>Peter DENHAM</b>	Reynard SF78
1 - X:00.000	6 - 1:32.498	
2 - 1:43.077	7 - <b>1:31.837</b>	
3 - 1:36.781P	8 - 1:33.051	
4 - 2:35.062	9 - 1:38.120	
5 - 1:34.042	10 - 1:50.686P	
<b>69</b>	<b>Albert CLEMENTS</b>	Lotus 69
1 - X:00.000	6 - 1:25.289	11 - 1:24.496
2 - 1:41.078	7 - 1:24.919	
3 - 1:27.762	8 - 1:26.720	
4 - 1:29.048	9 - 1:23.949	
5 - 1:28.171	10 - <b>1:23.705</b>	
<b>70</b>	<b>Marcus MUSSA</b>	Modus M1
1 - X:00.000	6 - 1:16.838	11 - 1:16.891
2 - 1:26.875	7 - 1:18.782	12 - 1:16.121
3 - 1:20.408	8 - 1:16.594	13 - 1:21.376
4 - 1:17.518	9 - <b>1:16.049</b>	
5 - 1:18.450	10 - 1:19.726	
<b>73</b>	<b>John WILSON</b>	Royale RP26
1 - X:00.000		
2 - 1:37.820		
3 - <b>1:31.224</b>		
<b>82</b>	<b>Paul SMITH</b>	Martini MK31
1 - X:00.000	6 - 1:17.385	11 - 1:21.125
2 - 1:20.703	7 - 1:13.257	12 - 1:15.099
3 - 1:16.501	8 - 1:18.569	13 - 1:17.276
4 - 1:13.713	9 - 1:13.264	
5 - 1:13.088	10 - <b>1:11.478</b>	
<b>93</b>	<b>Rudoff ERNST</b>	Ralt RT1
1 - X:00.000	6 - 1:23.552	11 - 1:22.141
2 - 1:37.382	7 - 1:25.314	
3 - 1:30.270	8 - 1:21.837	
4 - 1:28.291	9 - 1:23.503	
5 - 1:29.241	10 - <b>1:20.849</b>	

Weather/Track: Sun /Dry

www.mstworld.com

Page 3 of 4


Donington Park  
 Circuit Length = 1.9573 miles.  
 Start: 10:20 End: 10:35

Printed - 10:39 Sunday, 05 April 2009

**HSCC Classic F3 with Motor Sport Magazine**  
**QUALIFYING - LAP ANALYSIS - Donington Park - 5 April 2009**  
 (contd.)

<b>96</b>	<b>Gareth WALTERS</b>	Palliser WDF3
1 - X:00.000	6 - 1:32.588	11 - <b>1:29.521</b>
2 - 1:45.442	7 - 1:32.122	
3 - 1:37.669	8 - 1:31.057	
4 - 1:34.013	9 - 1:29.595	
5 - 1:33.422	10 - 1:35.530	
<b>97</b>	<b>Richard WALTERS</b>	Mallock Mk11B
1 - X:00.000	6 - 1:36.993	
2 - 2:00.619	7 - 1:32.867	
3 - 1:41.918	8 - 1:34.209	
4 - 1:35.712	9 - 1:33.044	
5 - 1:36.396	10 - <b>1:32.529</b>	
<b>99</b>	<b>Tom POWELL</b>	Chevron B20
1 - X:00.000	6 - 1:32.345	
2 - 1:33.981	7 - 1:33.340	
3 - <b>1:32.082</b>		
4 - 1:35.109		
5 - 1:33.363		

**HSCC Classic F3 with Motor Sport Magazine**  
**AMENDED GRID FOR RACE 4 - Donington Park - 5 April 2009**

ROW 10	99 POWELL	97 WALTERS
ROW 9	73 WILSON	65 DENHAM
ROW 8	7 WATLING	96 WALTERS
ROW 7	19 TEMPLE	69 CLEMENTS
ROW 6	31 STURMER	93 ERNST
ROW 5	18 DIBDEN	52 PARSONS
ROW 4	42 THORNTON	48 THORPE
ROW 3	32 BRASHAW	70 MUSSA
ROW 2	1 SIMMS	38 PRICE
ROW 1	82 SMITH	8 COOMBS
	POLE	
		

Car 22 withdrawn.

Weather/Track: Sun /Dry

These results are provisional until the conclusion of any judicial and technical matters.

Donington Park

Circuit Length = 1.9573 miles.

Start: 10:20 End: 10:35

Clerk of the Course:

Timekeeper:

**HSCC Classic F3 with Motor Sport Magazine**  
**RACE 4 CLASSIFICATION - Donington Park - 5 April 2009**

POS	NO	CL	NAT	ENTRY	TIME	LAPS	GAP	MPH	BEST
1	8	A		Bill COOMBS	Argo JM6	15:52.914	13		1:11.838
2	82	A		Paul SMITH	Martini MK31	15:53.999	13	1.085	1:11.827
3	1	A		Benn SIMMS	March 803B	15:54.336	13	1.422	1:11.900
4	38	A		Hugh PRICE	Chevron B38	16:36.882	13	43.968	1:14.682
5	32	A		Jamie BRASHAW	Chevron B47	16:37.053	13	44.139	1:14.026
6	42	A		Tom THORNTON	Argo JM3	16:52.720	13	59.806	1:16.263
7	19	C		Scott TEMPLE	Reynard SF79	17:00.855	13	1:07.941	1:16.683
8	4	A		Paul CAMPFIELD	March 803	17:01.450	13	1:08.536	1:16.217
9	18	A		Paul DIBDEN	Ralt RT1	17:07.969	13	1:15.055	1:17.323
10	70	A		Marcus MUSSA	Modus M1	15:55.267	12	1 LAP	1:15.862
11	31	A		Matthew STURMER	Van Diemen 376	16:09.642	12	1 LAP	1:18.450
12	73	C		John WILSON	Royale RP26	16:46.091	12	1 LAP	1:21.991
13	69	B		Albert CLEMENTS	Lotus 69	17:08.638	12	1 LAP	1:23.182
14	93	A		Rudoff ERNST	Ralt RT1	17:17.975	12	1 LAP	1:22.792
15	96	B		Gareth WALTERS	Palliser WDF3	16:35.855	11	2 LAPS	1:27.795
16	97	B		Richard WALTERS	Mallock Mk11B	16:39.300	11	2 LAPS	1:27.466
17	52	A		James PARSONS	March 803B	16:50.574	11	2 LAPS	1:19.811
18	99	B		Tom POWELL	Chevron B20	16:54.186	11	2 LAPS	1:29.454
NOT CLASSIFIED									
48	C			Oliver THORPE	Royale RP27	14:31.562	11	D.N.F.	1:16.774
65	C			Peter DENHAM	Reynard SF78	6:56.047	5	D.N.F.	1:19.433
FASTEST LAP									
82	A			Paul SMITH	Martini MK31	1:11.827	12	98.10mph	157.87kph
19	C			Scott TEMPLE	Reynard SF79	1:16.683	5	91.88mph	147.88kph
69	B			Albert CLEMENTS	Lotus 69	1:23.182	12	84.70mph	136.32kph

Weather/Track: Sun /Dry

These results are provisional until the conclusion of any judicial and technical matters.

Donington Park  
Circuit Length = 1.9573 miles.  
Start: 15:09 End: 15:25

Clerk of the Course:	Timekeeper:
----------------------	-------------

**HSCC Classic F3 with Motor Sport Magazine**  
**RACE - LAP ANALYSIS - Donington Park - 5 April 2009**

<b>1</b>	<b>Benn SIMMS</b>	March 803B
1 - 1:18.637	6 - 1:12.787	11 - 1:13.461
2 - 1:13.319	7 - 1:13.343	12 - <b>1:11.900</b>
3 - 1:12.555	8 - 1:13.700	13 - 1:12.453
4 - 1:12.954	9 - 1:11.991	
5 - 1:14.990	10 - 1:12.246	
<b>4</b>	<b>Paul CAMPFIELD</b>	March 803
1 - 1:29.477	6 - 1:16.685	11 - 1:16.988
2 - 1:17.981	7 - 1:19.516	12 - 1:18.958
3 - 1:17.858	8 - 1:18.644	13 - 1:16.941
4 - 1:18.661	9 - 1:16.278	
5 - 1:17.246	10 - <b>1:16.217</b>	
<b>8</b>	<b>Bill COOMBS</b>	Argo JM6
1 - 1:16.920	6 - 1:12.361	11 - 1:13.443
2 - 1:13.590	7 - 1:13.613	12 - 1:11.982
3 - 1:12.645	8 - 1:12.804	13 - 1:12.886
4 - 1:12.510	9 - 1:12.067	
5 - 1:16.255	10 - <b>1:11.838</b>	
<b>18</b>	<b>Paul DIBDEN</b>	Ralt RT1
1 - 1:25.646	6 - 1:17.395	11 - 1:17.600
2 - 1:19.326	7 - 1:22.588	12 - 1:18.920
3 - 1:17.597	8 - 1:19.948	13 - 1:19.448
4 - 1:17.414	9 - 1:17.425	
5 - <b>1:17.323</b>	10 - 1:17.339	
<b>19</b>	<b>Scott TEMPLE</b>	Reynard SF79
1 - 1:25.814	6 - 1:16.788	11 - 1:17.669
2 - 1:18.016	7 - 1:22.472	12 - 1:20.425
3 - 1:17.228	8 - 1:17.711	13 - 1:17.123
4 - 1:17.089	9 - 1:17.027	
5 - <b>1:16.683</b>	10 - 1:16.810	
<b>31</b>	<b>Matthew STURMER</b>	Van Diemen 376
1 - 1:27.085	6 - <b>1:18.450</b>	11 - 1:19.335
2 - 1:19.073	7 - 1:19.521	12 - 1:20.657
3 - 1:18.715	8 - 1:23.480	
4 - 1:19.113	9 - 1:22.468	
5 - 1:22.244	10 - 1:19.501	

Weather/Track: Sun /Dry

www.mstworld.com

Page 1 of 4

Donington Park  
 Circuit Length = 1.9573 miles.  
 Start: 15:09 End: 15:25

Printed - 15:27 Sunday, 05 April 2009

**HSCC Classic F3 with Motor Sport Magazine**  
**RACE - LAP ANALYSIS - Donington Park - 5 April 2009**  
 (contd.)

<b>32</b>	<b>Jamie BRASHAW</b>	Chevron B47
1 - 1:24.834	6 - 1:15.982	11 - 1:14.212
2 - 1:16.073	7 - 1:16.818	12 - 1:16.673
3 - 1:17.200	8 - 1:14.870	13 - 1:17.010
4 - 1:17.070	9 - <b>1:14.026</b>	
5 - 1:17.201	10 - 1:15.084	
<b>38</b>	<b>Hugh PRICE</b>	Chevron B38
1 - 1:19.929	6 - 1:21.679	11 - <b>1:14.682</b>
2 - 1:16.740	7 - 1:16.422	12 - 1:16.810
3 - 1:15.534	8 - 1:15.414	13 - 1:17.175
4 - 1:15.704	9 - 1:15.175	
5 - 1:15.807	10 - 1:15.811	
<b>42</b>	<b>Tom THORNTON</b>	Argo JM3
1 - 1:23.048	6 - 1:18.257	11 - 1:17.889
2 - 1:17.389	7 - 1:20.601	12 - 1:16.902
3 - 1:16.996	8 - 1:17.799	13 - 1:16.477
4 - 1:17.259	9 - 1:16.400	
5 - 1:17.440	10 - <b>1:16.263</b>	
<b>48</b>	<b>Oliver THORPE</b>	Royale RP27
1 - 1:22.439	6 - <b>1:16.774</b>	11 - 1:32.333P
2 - 1:18.089	7 - 1:17.646	
3 - 1:17.104	8 - 1:16.825	
4 - 1:17.891	9 - 1:17.913	
5 - 1:17.101	10 - 1:17.447	
<b>52</b>	<b>James PARSONS</b>	March 803B
1 - 3:11.326	6 - <b>1:19.811</b>	11 - 1:30.126P
2 - 1:20.430	7 - 1:19.918	
3 - 1:19.899	8 - 1:20.036	
4 - 1:21.450	9 - 1:21.130	
5 - 1:19.951	10 - 1:26.497	
<b>65</b>	<b>Peter DENHAM</b>	Reynard SF78
1 - 1:27.479		
2 - <b>1:19.433</b>		
3 - 1:20.076		
4 - 1:19.677		
5 - 1:29.382P		

Weather/Track: Sun /Dry

www.mstworld.com

Page 2 of 4

Donington Park  
 Circuit Length = 1.9573 miles.  
 Start: 15:09 End: 15:25

Printed - 15:27 Sunday, 05 April 2009

**HSCC Classic F3 with Motor Sport Magazine**  
**RACE - LAP ANALYSIS - Donington Park - 5 April 2009**  
 (contd.)

<b>69</b>	<b>Albert CLEMENTS</b>	Lotus 69
1 - 1:32.342	6 - 1:26.839	11 - 1:24.653
2 - 1:25.258	7 - 1:25.504	12 - <b>1:23.182</b>
3 - 1:24.533	8 - 1:24.032	
4 - 1:25.447	9 - 1:25.857	
5 - 1:26.649	10 - 1:24.342	
<b>70</b>	<b>Marcus MUSSA</b>	Modus M1
1 - 1:21.423	6 - 1:17.132	11 - <b>1:15.862</b>
2 - 1:17.956	7 - 1:20.118	12 - 1:17.911
3 - 1:17.726	8 - 1:35.943	
4 - 1:17.725	9 - 1:17.846	
5 - 1:18.725	10 - 1:16.900	
<b>73</b>	<b>John WILSON</b>	Royale RP26
1 - 1:29.908	6 - 1:23.537	11 - 1:23.260
2 - 1:23.369	7 - 1:24.160	12 - 1:22.274
3 - 1:23.625	8 - 1:23.400	
4 - 1:24.294	9 - 1:22.555	
5 - 1:23.718	10 - <b>1:21.991</b>	
<b>82</b>	<b>Paul SMITH</b>	Martini MK31
1 - 1:18.417	6 - 1:12.449	11 - 1:13.398
2 - 1:13.206	7 - 1:13.649	12 - <b>1:11.827</b>
3 - 1:12.292	8 - 1:13.587	13 - 1:12.382
4 - 1:12.570	9 - 1:12.023	
5 - 1:15.835	10 - 1:12.364	
<b>93</b>	<b>Rudoff ERNST</b>	Ralt RT1
1 - 1:35.618	6 - 1:28.716	11 - 1:28.180
2 - 1:24.587	7 - 1:24.560	12 - 1:29.356
3 - 1:23.303	8 - 1:23.759	
4 - <b>1:22.792</b>	9 - 1:25.787	
5 - 1:25.670	10 - 1:25.647	
<b>96</b>	<b>Gareth WALTERS</b>	Palliser WDF3
1 - 1:40.322	6 - 1:29.444	11 - <b>1:27.795</b>
2 - 1:32.190	7 - 1:30.378	
3 - 1:30.191	8 - 1:28.605	
4 - 1:31.355	9 - 1:27.959	
5 - 1:29.389	10 - 1:28.227	

Weather/Track: Sun /Dry

www.mstworld.com

Page 3 of 4

Donington Park  
 Circuit Length = 1.9573 miles.  
 Start: 15:09 End: 15:25

Printed - 15:27 Sunday, 05 April 2009



**HSCC Classic F3 with Motor Sport Magazine**  
**RACE - LAP ANALYSIS - Donington Park - 5 April 2009**  
(contd.)

<b>97</b>	<b>Richard WALTERS</b>	<b>Mallock Mk11B</b>
1 - 1:40.200	6 - 1:30.277	11 - <b>1:27.466</b>
2 - 1:33.295	7 - 1:29.283	
3 - 1:30.604	8 - 1:29.310	
4 - 1:30.929	9 - 1:28.596	
5 - 1:30.945	10 - 1:28.395	
<b>99</b>	<b>Tom POWELL</b>	<b>Chevron B20</b>
1 - 1:41.424	6 - 1:33.005	11 - 1:31.466
2 - 1:32.991	7 - 1:30.078	
3 - 1:30.496	8 - <b>1:29.454</b>	
4 - 1:30.659	9 - 1:31.869	
5 - 1:30.766	10 - 1:31.978	

**HSCC Classic F3 with Motor Sport Magazine**  
**LAP CHART - RACE - Donington Park - 5 April 2009**

Lap 1			Lap 2			Lap 3			Lap 4			Lap 5		
No	Behind	Laptime	No	Behind	Laptime	No	Behind	Laptime	No	Behind	Laptime	No	Behind	Laptime
8		1:16.920	8		1:13.590	8		1:12.645	8		1:12.510	8		1:16.255
82	1.497	1:18.417	82	1.113	1:13.206	82	0.760	1:12.292	82	0.820	1:12.570	82	0.400	1:15.835
1	1.717	1:18.637	1	1.446	1:13.319	1	1.356	1:12.555	1	1.800	1:12.954	1	0.535	1:14.990
38	3.009	1:19.929	38	6.159	1:16.740	38	9.048	1:15.534	38	12.242	1:15.704	96	1 LAP	1:31.355
70	4.503	1:21.423	70	8.869	1:17.956	70	13.950	1:17.726	42	19.027	1:17.259	97	1 LAP	1:30.929
48	5.519	1:22.439	42	9.927	1:17.389	42	14.278	1:16.996	70	19.165	1:17.725	99	1 LAP	1:30.659
42	6.128	1:23.048	48	10.018	1:18.089	48	14.477	1:17.104	32	19.512	1:17.070	38	11.794	1:15.807
32	7.914	1:24.834	32	10.397	1:16.073	32	14.952	1:17.200	48	19.858	1:17.891	42	20.212	1:17.440
18	8.726	1:25.646	19	13.320	1:18.016	19	17.903	1:17.228	19	22.482	1:17.089	32	20.458	1:17.201
19	8.894	1:25.814	18	14.462	1:19.326	18	19.414	1:17.597	18	24.318	1:17.414	48	20.704	1:17.101
31	10.165	1:27.085	31	15.648	1:19.073	31	21.718	1:18.715	4	28.312	1:18.661	70	21.635	1:18.725
65	10.559	1:27.479	65	16.402	1:19.433	4	22.161	1:17.858	31	28.321	1:19.113	19	22.910	1:16.683
4	12.557	1:29.477	4	16.948	1:17.981	65	23.833	1:20.076	65	31.000	1:19.677	18	25.386	1:17.323
73	12.988	1:29.908	73	22.767	1:23.369	73	33.747	1:23.625	73	45.531	1:24.294	4	29.303	1:17.246
69	15.422	1:32.342	69	27.090	1:25.258	69	38.978	1:24.533	93	50.635	1:22.792	31	34.310	1:22.244
93	18.698	1:35.618	93	29.695	1:24.587	93	40.353	1:23.303	69	51.915	1:25.447	65	44.127	1:29.382P
97	23.280	1:40.200	52	1 LAP	3:11.326	52	1 LAP	1:20.430	52	1 LAP	1:19.899	73	52.994	1:23.718
96	23.402	1:40.322	96	42.002	1:32.190	96	59.548	1:30.191				93	1:00.050	1:25.670
99	24.504	1:41.424	97	42.985	1:33.295	97	1:00.944	1:30.604				52	1 LAP	1:21.450
			99	43.905	1:32.991	99	1:01.756	1:30.496				69	1:02.309	1:26.649

Weather/Track: Sun /Dry

www.mstworld.com

Donington Park  
Circuit Length = 1.9573 miles.  
Start: 15:09 End: 15:25

**HSCC Classic F3 with Motor Sport Magazine**  
**LAP CHART - RACE - Donington Park - 5 April 2009**  
 (contd.)

Lap 6			Lap 7			Lap 8			Lap 9			Lap 10		
No	Behind	Laptime	No	Behind	Laptime	No	Behind	Laptime	No	Behind	Laptime	No	Behind	Laptime
8		1:12.361	8		1:13.613	8		1:12.804	8		1:12.067	8		1:11.838
82	0.488	1:12.449	82	0.524	1:13.649	82	1.307	1:13.587	82	1.263	1:12.023	97	2 LAPS	1:29.310
1	0.961	1:12.787	1	0.691	1:13.343	1	1.587	1:13.700	1	1.511	1:11.991	82	1.789	1:12.364
96	1 LAP	1:29.389	93	1 LAP	1:28.716	73	1 LAP	1:24.160	52	2 LAPS	1:19.918	1	1.919	1:12.246
38	21.112	1:21.679	69	1 LAP	1:26.839	52	2 LAPS	1:19.811	73	1 LAP	1:23.400	99	2 LAPS	1:29.454
97	1 LAP	1:30.945	38	23.921	1:16.422	93	1 LAP	1:24.560	93	1 LAP	1:23.759	52	2 LAPS	1:20.036
99	1 LAP	1:30.766	32	27.284	1:16.818	69	1 LAP	1:25.504	69	1 LAP	1:24.032	73	1 LAP	1:22.555
32	24.079	1:15.982	48	29.150	1:17.646	38	26.531	1:15.414	38	29.639	1:15.175	38	33.612	1:15.811
48	25.117	1:16.774	70	32.911	1:20.118	32	29.350	1:14.870	32	31.309	1:14.026	32	34.555	1:15.084
42	26.108	1:18.257	42	33.096	1:20.601	48	33.171	1:16.825	48	39.017	1:17.913	93	1 LAP	1:25.787
70	26.406	1:17.132	96	1 LAP	1:29.444	42	38.091	1:17.799	42	42.424	1:16.400	69	1 LAP	1:25.857
19	27.337	1:16.788	19	36.196	1:22.472	19	41.103	1:17.711	19	46.063	1:17.027	48	44.626	1:17.447
18	30.420	1:17.395	97	1 LAP	1:30.277	4	45.370	1:18.644	4	49.581	1:16.278	42	46.849	1:16.263
4	33.627	1:16.685	18	39.395	1:22.588	18	46.539	1:19.948	18	51.897	1:17.425	19	51.035	1:16.810
31	40.399	1:18.450	4	39.530	1:19.516	96	1 LAP	1:30.378	70	1:01.829	1:17.846	4	53.960	1:16.217
73	1:04.170	1:23.537	99	1 LAP	1:33.005	97	1 LAP	1:29.283	31	1:07.384	1:22.468	18	57.398	1:17.339
52	1 LAP	1:19.951	31	46.307	1:19.521	70	56.050	1:35.943	96	1 LAP	1:28.605	70	1:06.891	1:16.900
						31	56.983	1:23.480						
						99	1 LAP	1:30.078						

Weather/Track: Sun /Dry

www.mstworld.com

Donington Park  
 Circuit Length = 1.9573 miles.  
 Start: 15:09 End: 15:25

**HSCC Classic F3 with Motor Sport Magazine**  
**LAP CHART - RACE - Donington Park - 5 April 2009**  
 (contd.)

Lap 11			Lap 12			Lap 13			Lap 14			Lap 15		
No	Behind	Laptime	No	Behind	Laptime	No	Behind	Laptime	No	Behind	Laptime	No	Behind	Laptime
8		1:13.443	8		1:11.982	8		1:12.886						
31	1 LAP	1:19.501	82	1.589	1:11.827	82	1.085	1:12.382						
82	1.744	1:13.398	1	1.855	1:11.900	1	1.422	1:12.453						
1	1.937	1:13.461	31	1 LAP	1:19.335	70	1 LAP	1:17.911						
96	2 LAPS	1:27.959	96	2 LAPS	1:28.227	31	1 LAP	1:20.657						
97	2 LAPS	1:28.596	97	2 LAPS	1:28.395	96	2 LAPS	1:27.795						
99	2 LAPS	1:31.869	38	39.679	1:16.810	38	43.968	1:17.175						
52	2 LAPS	1:21.130	32	40.015	1:16.673	32	44.139	1:17.010						
73	1 LAP	1:21.991	52	2 LAPS	1:26.497	97	2 LAPS	1:27.466						
38	34.851	1:14.682	99	2 LAPS	1:31.978	73	1 LAP	1:22.274						
32	35.324	1:14.212	73	1 LAP	1:23.260	52	2 LAPS	1:30.126P						
42	51.295	1:17.889	42	56.215	1:16.902	42	59.806	1:16.477						
93	1 LAP	1:25.647	19	1:03.704	1:20.425	99	2 LAPS	1:31.466						
69	1 LAP	1:24.342	4	1:04.481	1:18.958	19	1:07.941	1:17.123						
19	55.261	1:17.669	69	1 LAP	1:24.653	4	1:08.536	1:16.941						
4	57.505	1:16.988	18	1:08.493	1:18.920	18	1:15.055	1:19.448						
18	1:01.555	1:17.600	93	1 LAP	1:28.180	69	1 LAP	1:23.182						
48	1:03.516	1:32.333P				93	1 LAP	1:29.356						
70	1:09.310	1:15.862												

Weather/Track: Sun /Dry

www.mstworld.com

Donington Park  
 Circuit Length = 1.9573 miles.  
 Start: 15:09 End: 15:25

Printed - 15:28 Sunday, 05 April 2009

# HSCC Grandstand Motor Sport Historic FF Championship

## QUALIFYING Race 5 - Donington Park - 5 April 2009

POS	NO	CL	NAT	ENTRY	TIME	LAPS	GAP	MPH	
1	12			Andrew AMES	Jamun T200	1:19.509	11		88.62
2	11			Westie MITCHELL	Merlyn Mk20	1:20.186	11	0.677	87.87
3	4			John SYKES	Merlyn Mk11A/20	1:20.525	11	1.016	87.50
4	38			John HAYES-HARLOW	Elden Mk 8/10	1:20.636	11	1.127	87.38
5	92	N		Simon TOYNE	Lola T200	1:20.783	11	1.274	87.22
6	88			Derek RODGERS	Merlyn MK11A	1:21.071	11	1.562	86.91
7	5			Benn SIMMS	Alexis Mk14	1:21.082	11	1.573	86.90
8	67			Paul McMORRAN	Crossle 20F	1:21.168	11	1.659	86.81
9	57			David WILD	Lola T200	1:21.391	11	1.882	86.57
10	7			Amanda WHITAKER	Elden Mk8	1:21.477	10	1.968	86.48
11	77			Chris SHARPLES	Palliser WDF1	1:21.501	11	1.992	86.45
12	79			Diogo FERRAO	Merlyn Mk20	1:21.571	11	2.062	86.38
13	44		TR	John BLADON	Merlyn Mk11A	1:21.587	11	2.078	86.36
14	36			Andrew GARSIDE	Elden MK8	1:21.883	11	2.374	86.05
15	70			John HARRISON	Lola T200	1:22.131	11	2.622	85.79
16	48			Crispin SCHLAEFLI	Macon MR8	1:22.222	11	2.713	85.69
17	40			Peter LAVENDER	Merlyn Mk11A/17	1:22.252	6	2.743	85.66
18	69			Dave LOWE	Lotus 69	1:22.271	11	2.762	85.64
19	8			Andrew MANSELL	Merlyn Mk11A	1:22.319	10	2.810	85.59
20	32			Robert WAINWRIGHT	Elden Mk8	1:22.974	10	3.465	84.92
21	6			Neil DAVIES	Lotus 61MX	1:23.043	8	3.534	84.85
22	55			Roger ARNOLD	Merlyn Mk20	1:23.192	11	3.683	84.69
23	31			Roy SIERGIEJEW	Merlyn Mk17	1:24.311	11	4.802	83.57
24	34		TR	Philip NORRIS	Macon MR8	1:24.494	10	4.985	83.39
25	28			Michael WALES	Merlyn Mk20	1:24.531	11	5.022	83.35
26	56			Alan FAIRBROTHER	Merlyn Mk20	1:24.690	8	5.181	83.20
27	59			Terence TUMBER	Lola T200	1:25.871	11	6.362	82.05
28	39			David OWEN	Merlyn Mk20	1:29.530	4	10.021	78.70
29	14			Roy MACGREGOR	Hawke DL2B	1:29.531	10	10.022	78.70
30	87			Paul STRINGER	Lotus 51	1:32.704	9	13.195	76.00
31	65			Terry FULLERTON	Merlyn 11A	1:33.700	9	14.191	75.20
32	15			Gareth PAUL	Merlyn Mk17A	1:34.187	9	14.678	74.81

TR = Cars 34, 44 require working transponders.

Weather/Track: Sun /Dry

These results are provisional until the conclusion of any judicial and technical matters.

Donington Park

Circuit Length = 1.9573 miles.

Start: 10:44 End: 11:04

Clerk of the Course:	Timekeeper:
----------------------	-------------

## HSCC Grandstand Motor Sport Historic FF Championship QUALIFYING - LAP ANALYSIS - Donington Park - 5 April 2009

<b>4</b>	<b>John SYKES</b>	Merlyn Mk11A/20
1 - X:00.000	6 - 7:48.441	11 - <b>1:20.525</b>
2 - 1:24.409	7 - 1:24.710	
3 - 1:22.210	8 - 1:22.655	
4 - 1:22.387	9 - 1:21.246	
5 - 1:23.801	10 - 1:21.082	
<b>5</b>	<b>Benn SIMMS</b>	Alexis Mk14
1 - X:00.000	6 - 7:13.749	11 - 1:21.686
2 - 1:32.819	7 - 1:33.706	
3 - 1:26.605	8 - 1:22.545	
4 - 1:21.588	9 - 1:22.152	
5 - 1:27.135	10 - <b>1:21.082</b>	
<b>6</b>	<b>Neil DAVIES</b>	Lotus 61MX
1 - X:00.000	6 - 1:23.394	
2 - 1:26.773	7 - <b>1:23.043</b>	
3 - 7:20.116	8 - 1:24.141	
4 - 1:29.003		
5 - 1:26.672		
<b>7</b>	<b>Amanda WHITAKER</b>	Elden Mk8
1 - X:00.000	6 - 9:33.052	
2 - 1:26.271	7 - 1:26.839	
3 - 1:22.103	8 - 1:24.785	
4 - 1:26.285	9 - 1:23.818	
5 - <b>1:21.477</b>	10 - 1:24.592	
<b>8</b>	<b>Andrew MANSELL</b>	Merlyn Mk11A
1 - X:00.000	6 - 1:23.538	
2 - 1:43.067	7 - 1:22.869	
3 - 1:37.587	8 - <b>1:22.319</b>	
4 - 1:32.691	9 - 1:22.346	
5 - 7:47.243	10 - 1:22.516	
<b>11</b>	<b>Westie MITCHELL</b>	Merlyn Mk20
1 - X:00.000	6 - 7:52.883	11 - 1:36.177
2 - 1:22.547	7 - 1:21.553	
3 - 1:22.793	8 - 1:20.726	
4 - 1:20.630	9 - 1:20.197	
5 - 1:20.251	10 - <b>1:20.186</b>	

TR = Cars 34, 44 require working transponders.  
Weather/Track: Sun /Dry

**HSCC Grandstand Motor Sport Historic FF Championship**  
**QUALIFYING - LAP ANALYSIS - Donington Park - 5 April 2009**  
 (contd.)

<b>12</b>	<b>Andrew AMES</b>	Jamin T200
1 - X:00.000	6 - 7:38.415	11 - 1:20.713
2 - 1:23.272	7 - 1:20.647	
3 - 1:20.503	8 - 1:20.196	
4 - 1:19.982	9 - 1:20.170	
5 - <b>1:19.509</b>	10 - 1:20.688	
<b>14</b>	<b>Roy MACGREGOR</b>	Hawke DL2B
1 - X:00.000	6 - 1:31.203	
2 - 1:41.898	7 - 1:33.127	
3 - 1:37.721	8 - <b>1:29.531</b>	
4 - 1:32.003	9 - 1:29.961	
5 - 8:10.818	10 - 1:29.898	
<b>15</b>	<b>Gareth PAUL</b>	Merlyn Mk17A
1 - X:00.000	6 - 1:36.704	
2 - 1:49.344	7 - 1:35.834	
3 - 1:40.067	8 - <b>1:34.187</b>	
4 - 1:37.707	9 - 1:36.147	
5 - 8:05.624		
<b>28</b>	<b>Michael WALES</b>	Merlyn Mk20
1 - X:00.000	6 - 7:29.040	11 - 1:25.870
2 - 1:32.197	7 - 1:29.965	
3 - 1:28.214	8 - 1:27.273	
4 - 1:28.796	9 - 1:27.557	
5 - 1:27.785	10 - <b>1:24.531</b>	
<b>31</b>	<b>Roy SIERGIEJEW</b>	Merlyn Mk17
1 - X:00.000	6 - 7:22.936	11 - 1:24.385
2 - 1:34.711	7 - 1:29.128	
3 - 1:30.055	8 - 1:27.851	
4 - 1:33.656	9 - <b>1:24.311</b>	
5 - 1:28.380	10 - 1:25.420	
<b>32</b>	<b>Robert WAINWRIGHT</b>	Elden Mk8
1 - X:00.000	6 - 1:26.986	
2 - 1:42.396	7 - 1:24.430	
3 - 1:34.311	8 - 1:25.865	
4 - 1:32.339	9 - 1:24.238	
5 - 8:08.026	10 - <b>1:22.974</b>	

TR = Cars 34, 44 require working transponders.  
 Weather/Track: Sun /Dry

**HSCC Grandstand Motor Sport Historic FF Championship**  
**QUALIFYING - LAP ANALYSIS - Donington Park - 5 April 2009**  
 (contd.)

<b>34</b>	<b>Philip NORRIS</b>	<b>TR</b>	Macon MR8
1 - X:00.000	6 - 7:29.736		
2 - 1:39.002	7 - 1:24.710		
3 - 1:28.828	8 - 1:33.731		
4 - <b>1:24.494</b>	9 - 1:25.640		
5 - 1:24.756	10 - 1:24.917		
<b>36</b>	<b>Andrew GARSIDE</b>		Elden MK8
1 - X:00.000	6 - 7:42.323	11 - 1:30.451	
2 - 1:30.444	7 - 1:29.049		
3 - 1:26.230	8 - 1:26.568		
4 - <b>1:21.883</b>	9 - 1:21.961		
5 - 1:22.639	10 - 1:24.142		
<b>38</b>	<b>John HAYES-HARLOW</b>		Elden Mk 8/10
1 - X:00.000	6 - 7:45.656	11 - <b>1:20.636</b>	
2 - 1:24.476	7 - 1:22.611		
3 - 1:21.726	8 - 1:22.619		
4 - 1:22.670	9 - 1:21.497		
5 - 1:22.735	10 - 1:20.946		
<b>39</b>	<b>David OWEN</b>		Merlyn Mk20
1 - X:00.000			
2 - X:00.000			
3 - 1:33.767			
4 - <b>1:29.530</b>			
<b>40</b>	<b>Peter LAVENDER</b>		Merlyn Mk11A/17
1 - X:00.000	6 - 7:45.638P		
2 - 1:38.583			
3 - 1:26.308			
4 - <b>1:22.252</b>			
5 - 1:22.969			
<b>44</b>	<b>John BLADON</b>	<b>TR</b>	Merlyn Mk11A
1 - X:00.000	6 - 7:35.234	11 - 1:22.461	
2 - 1:28.028	7 - 1:23.268		
3 - 1:23.419	8 - 1:22.535		
4 - 1:21.698	9 - 1:22.075		
5 - 1:22.474	10 - <b>1:21.587</b>		

TR = Cars 34, 44 require working transponders.  
 Weather/Track: Sun /Dry



**HSCC Grandstand Motor Sport Historic FF Championship**  
**QUALIFYING - LAP ANALYSIS - Donington Park - 5 April 2009**  
 (contd.)

<b>48</b>	<b>Crispin SCHLAEFLI</b>	Macon MR8
1 - X:00.000	6 - 8:14.995	11 - <b>1:22.222</b>
2 - 1:26.366	7 - 1:22.581	
3 - 1:23.466	8 - 1:23.607	
4 - 1:23.530	9 - 1:24.152	
5 - 1:23.487	10 - 1:23.258	
<b>55</b>	<b>Roger ARNOLD</b>	Merlyn Mk20
1 - X:00.000	6 - 7:18.760	11 - <b>1:23.192</b>
2 - 1:38.811	7 - 1:27.989	
3 - 1:27.230	8 - 1:27.388	
4 - 1:24.660	9 - 1:24.119	
5 - 1:25.620	10 - 1:26.376	
<b>56</b>	<b>Alan FAIRBROTHER</b>	Merlyn Mk20
1 - X:00.000	6 - 1:27.595	
2 - 1:31.664	7 - 1:25.176	
3 - 7:22.113	8 - <b>1:24.690</b>	
4 - 1:29.844		
5 - 1:28.690		
<b>57</b>	<b>David WILD</b>	Lola T200
1 - X:00.000	6 - 7:48.110	11 - 1:21.439
2 - 1:28.149	7 - 1:27.864	
3 - 1:22.821	8 - 1:21.865	
4 - 1:21.576	9 - 1:21.447	
5 - <b>1:21.391</b>	10 - 1:21.718	
<b>59</b>	<b>Terence TUMBER</b>	Lola T200
1 - X:00.000	6 - 7:22.372	11 - <b>1:25.871</b>
2 - 1:36.697	7 - 1:29.647	
3 - 1:29.099	8 - 1:28.355	
4 - 1:31.713	9 - 1:26.589	
5 - 1:27.984	10 - 1:28.654	
<b>65</b>	<b>Terry FULLERTON</b>	Merlyn 11A
1 - X:00.000	6 - 1:39.619	
2 - 1:40.565	7 - 1:37.298	
3 - 1:40.684	8 - <b>1:33.700</b>	
4 - 1:36.139	9 - 1:33.890	
5 - 8:10.706		

TR = Cars 34, 44 require working transponders.  
 Weather/Track: Sun /Dry

**HSCC Grandstand Motor Sport Historic FF Championship**  
**QUALIFYING - LAP ANALYSIS - Donington Park - 5 April 2009**  
 (contd.)

<b>67</b>	<b>Paul McMORRAN</b>	Crossle 20F
1 - X:00.000	6 - 7:20.217	11 - <b>1:21.168</b>
2 - 1:35.089	7 - 1:30.161	
3 - 1:26.639	8 - 1:25.566	
4 - 1:22.545	9 - 1:24.104	
5 - 1:25.618	10 - 1:22.369	
<b>69</b>	<b>Dave LOWE</b>	Lotus 69
1 - X:00.000	6 - 7:16.450	11 - <b>1:22.271</b>
2 - 1:33.960	7 - 1:26.979	
3 - 1:32.037	8 - 1:25.867	
4 - 1:22.596	9 - 1:22.855	
5 - 1:22.303	10 - 1:23.793	
<b>70</b>	<b>John HARRISON</b>	Lola T200
1 - X:00.000	6 - 7:36.724	11 - 1:23.748
2 - 1:30.327	7 - 1:27.921	
3 - 1:24.208	8 - 1:22.503	
4 - 1:24.882	9 - <b>1:22.131</b>	
5 - 1:22.171	10 - 1:47.802	
<b>77</b>	<b>Chris SHARPLES</b>	Palliser WDF1
1 - X:00.000	6 - 7:56.040	11 - 1:22.074
2 - 1:26.234	7 - 1:24.358	
3 - <b>1:21.501</b>	8 - 1:21.821	
4 - 1:22.151	9 - 1:22.693	
5 - 1:23.019	10 - 1:22.421	
<b>79</b>	<b>Diogo FERRAO</b>	Merlyn Mk20
1 - X:00.000	6 - 7:51.265	11 - 1:21.802
2 - 1:23.109	7 - 1:21.916	
3 - 1:24.145	8 - 1:22.050	
4 - 1:21.821	9 - 1:21.871	
5 - <b>1:21.571</b>	10 - 1:22.135	
<b>87</b>	<b>Paul STRINGER</b>	Lotus 51
1 - X:00.000	6 - 1:33.759	
2 - 1:43.813	7 - 1:32.990	
3 - 1:35.337	8 - 1:34.017	
4 - 1:34.456	9 - <b>1:32.704</b>	
5 - 8:10.328		

TR = Cars 34, 44 require working transponders.  
 Weather/Track: Sun /Dry


**HSCC Grandstand Motor Sport Historic FF Championship**  
**QUALIFYING - LAP ANALYSIS - Donington Park - 5 April 2009**  
 (contd.)

<b>88</b>	<b>Derek RODGERS</b>	Merlyn MK11A
1 - X:00.000	6 - 7:42.295	11 - 1:22.355
2 - 1:28.977	7 - 1:24.473	
3 - 1:22.458	8 - 1:22.509	
4 - 1:21.135	9 - 1:23.044	
5 - 1:21.423	10 - <b>1:21.071</b>	
<b>92</b>	<b>Simon TOYNE</b>	Lola T200
1 - X:00.000	6 - 7:20.455	11 - <b>1:20.783</b>
2 - 1:31.953	7 - 1:29.888	
3 - 1:28.268	8 - 1:24.730	
4 - 1:33.454	9 - 1:25.595	
5 - 1:25.764	10 - 1:22.641	

TR = Cars 34, 44 require working transponders.  
 Weather/Track: Sun /Dry

# HSCC Grandstand Motor Sport Historic FF Championship

## GRID FOR 5 - Donington Park - 5 April 2009

ROW 16	65	FULLERTON	15	PAUL
ROW 15	14	MACGREGOR	87	STRINGER
ROW 14	59	TUMBER	39	OWEN
ROW 13	28	WALES	56	FAIRBROTHER
ROW 12	31	SIERGIEJEV	34	NORRIS
ROW 11	6	DAVIES	55	ARNOLD
ROW 10	8	MANSELL	32	WAINWRIGHT
ROW 9	40	LAVENDER	69	LOWE
ROW 8	70	HARRISON	48	SCHLAEFLI
ROW 7	44	BLADON	36	GARSDIE
ROW 6	77	SHARPLES	79	FERRAO
ROW 5	57	WILD	7	WHITAKER
ROW 4	5	SIMMS	67	McMORRAN
ROW 3	92	TOYNE	88	RODGERS
ROW 2	4	SYKES	38	HAYES-HARLOW
ROW 1	12	AMES	11	MITCHELL
<b>POLE</b>				
				

TR = Cars 34, 44 require working transponders.

Weather/Track: Sun /Dry

These results are provisional until the conclusion of any judicial and technical matters.

Donington Park

Circuit Length = 1.9573 miles.

Start: 10:44 End: 11:04

Clerk of the Course:

Timekeeper:

# HSCC Grandstand Motor Sport Historic FF Championship

## RACE 5 CLASSIFICATION - Donington Park - 5 April 2009

POS	NO	CL	NAT	ENTRY	TIME	LAPS	GAP	MPH	BEST
1	11			Westie MITCHELL	Merlyn Mk20	16:15.132	12		1:19.835
2	38			John HAYES-HARLOW	Elden Mk 8/10	16:15.140	12	0.008	1:19.845
3	7			Amanda WHITAKER	Elden Mk8	16:19.610	12	4.478	1:20.258
4	77			Chris SHARPLES	Palliser WDF1	16:23.123	12	7.991	1:20.074
5	88			Derek RODGERS	Merlyn Mk11A	16:23.724	12	8.592	1:20.284
6	4			John SYKES	Merlyn Mk11A/20	16:24.050	12	8.918	1:20.219
7	67			Paul McMORRAN	Crossie 20F	16:24.224	12	9.092	1:20.483
8	5			Benn SIMMS	Alexis Mk14	16:24.362	12	9.230	1:20.798
9	92	N		Simon TOYNE	Lola T200	16:30.994	12	15.862	1:20.828
10	57			David WILD	Lola T200	16:32.159	12	17.027	1:21.018
11	79			Diogo FERRAO	Merlyn Mk20	16:34.819	12	19.687	1:21.064
12	44			John BLADON	Merlyn Mk11A	16:35.098	12	19.966	1:21.004
13	48			Crispin SCHLAEFLI	Macon MR8	16:35.931	12	20.799	1:21.288
14	70			John HARRISON	Lola T200	16:36.627	12	21.495	1:20.605
15	69			Dave LOWE	Lotus 69	16:38.295	12	23.163	1:20.855
16	32			Robert WAINWRIGHT	Elden Mk8	16:44.333	12	29.201	1:21.284
17	36			Andrew GARSIDE	Elden MK8	16:46.334	12	31.202	1:21.676
18	8			Andrew MANSELL	Merlyn Mk11A	16:51.768	12	36.636	1:22.268
19	6			Neil DAVIES	Lotus 61MX	16:56.433	12	41.301	1:23.006
20	31			Roy SIERGIEJEW	Merlyn Mk17	16:57.014	12	41.882	1:22.729
21	56			Alan FAIRBROTHER	Merlyn Mk20	17:11.477	12	56.345	1:23.538
22	55			Roger ARNOLD	Merlyn Mk20	17:11.838	12	56.706	1:22.966
23	28			Michael WALES	Merlyn Mk20	17:30.002	12	1:14.870	1:24.299
24	34			Philip NORRIS	Macon MR8	17:30.854	12	1:15.722	1:24.381
25	39			David OWEN	Merlyn Mk20	17:31.694	12	1:16.562	1:24.823
26	59			Terence TUMBER	Lola T200	17:32.393	12	1:17.261	1:24.974
27	15			Gareth PAUL	Merlyn Mk17A	17:00.662	11	1 LAP	1:28.375
28	87			Paul STRINGER	Lotus 51	17:02.135	11	1 LAP	1:29.538
29	14			Roy MACGREGOR	Hawke DL2B	17:06.754	11	1 LAP	1:26.377
30	65			Terry FULLERTON	Merlyn 11A	17:41.388	11	1 LAP	1:32.283
NOT CLASSIFIED									
40				Peter LAVENDER	Merlyn Mk11A/17	13:09.098	9	D.N.F.	1:20.751
12				Andrew AMES	Jamun T200	6:46.508	5	D.N.F.	1:19.671
FASTEST LAP									
12				Andrew AMES	Jamun T200	1:19.671	4	88.44mph	142.33kph
92	N			Simon TOYNE	Lola T200	1:20.828	12	87.17mph	140.29kph

Weather/Track: Bright /Dry

These results are provisional until the conclusion of any judicial and technical matters.

Donington Park  
Circuit Length = 1.9573 miles.  
Start: 15:37 End: 15:53

Clerk of the Course:

Timekeeper:

# HSCC Grandstand Motor Sport Historic FF Championship

## RACE - LAP ANALYSIS - Donington Park - 5 April 2009

<b>4</b>	<b>John SYKES</b>	Merlyn Mk11A/20
1 -	1:25.653	6 - 1:21.792
2 -	1:21.797	7 - 1:22.920
3 -	1:21.113	8 - 1:21.404
4 -	1:20.477	9 - 1:23.431
5 -	<b>1:20.219</b>	10 - 1:21.150
<b>5</b>	<b>Benn SIMMS</b>	Alexis Mk14
1 -	1:26.847	6 - 1:21.381
2 -	1:22.313	7 - 1:21.689
3 -	1:22.250	8 - 1:21.890
4 -	1:21.164	9 - 1:21.308
5 -	<b>1:20.798</b>	10 - 1:21.543
<b>6</b>	<b>Neil DAVIES</b>	Lotus 61MX
1 -	1:34.891	6 - 1:23.971
2 -	1:24.523	7 - 1:23.722
3 -	1:24.200	8 - 1:23.587
4 -	1:24.015	9 - 1:23.318
5 -	1:23.246	10 - 1:24.328
<b>7</b>	<b>Amanda WHITAKER</b>	Elden Mk8
1 -	1:27.176	6 - 1:21.832
2 -	1:21.425	7 - 1:22.133
3 -	1:20.824	8 - 1:21.474
4 -	<b>1:20.258</b>	9 - 1:22.202
5 -	1:20.477	10 - 1:20.609
<b>8</b>	<b>Andrew MANSELL</b>	Merlyn Mk11A
1 -	1:33.194	6 - 1:23.216
2 -	1:23.195	7 - 1:23.039
3 -	<b>1:22.268</b>	8 - 1:24.061
4 -	1:22.468	9 - 1:24.360
5 -	1:23.665	10 - 1:22.497
<b>11</b>	<b>Westie MITCHELL</b>	Merlyn Mk20
1 -	1:24.073	6 - 1:23.400
2 -	1:21.159	7 - 1:21.494
3 -	1:20.529	8 - 1:21.551
4 -	1:19.917	9 - 1:20.156
5 -	1:20.946	10 - 1:20.176

Weather/Track: Bright /Dry

www.mstworld.com

Page 1 of 6

Donington Park  
Circuit Length = 1.9573 miles.  
Start: 15:37 End: 15:53

Printed - 15:56 Sunday, 05 April 2009

**HSCC Grandstand Motor Sport Historic FF Championship**  
**RACE - LAP ANALYSIS - Donington Park - 5 April 2009**  
 (contd.)

<b>12</b>	<b>Andrew AMES</b>	Jamun T200
1 -	1:24.287	
2 -	1:22.229	
3 -	1:19.692	
4 -	<b>1:19.671</b>	
5 -	1:20.629	
<b>14</b>	<b>Roy MACGREGOR</b>	Hawke DL2B
1 -	2:04.556	6 - 1:35.616
2 -	1:31.942	7 - 1:31.639
3 -	1:31.107	8 - 1:31.942
4 -	1:29.589	9 - 1:26.918
5 -	1:30.265	10 - <b>1:26.377</b>
11 -	1:26.803	
<b>15</b>	<b>Gareth PAUL</b>	Merlyn Mk17A
1 -	1:48.700	6 - 1:29.586
2 -	1:32.521	7 - 1:31.100
3 -	1:31.358	8 - 1:32.488
4 -	1:30.525	9 - 1:33.552
5 -	1:31.708	10 - 1:30.749
11 -	<b>1:28.375</b>	
<b>28</b>	<b>Michael WALES</b>	Merlyn Mk20
1 -	1:36.418	6 - 1:27.456
2 -	1:25.228	7 - 1:27.862
3 -	1:24.394	8 - 1:26.646
4 -	<b>1:24.299</b>	9 - 1:26.710
5 -	1:32.005	10 - 1:25.211
11 -	1:29.251	
12 -	1:24.522	
<b>31</b>	<b>Roy SIERGIEJEW</b>	Merlyn Mk17
1 -	1:36.095	6 - 1:23.644
2 -	1:25.069	7 - 1:23.052
3 -	1:24.247	8 - 1:22.833
4 -	1:24.246	9 - 1:23.340
5 -	1:23.536	10 - 1:23.901
11 -	<b>1:22.729</b>	
12 -	1:24.322	
<b>32</b>	<b>Robert WAINWRIGHT</b>	Elden Mk8
1 -	1:35.247	6 - 1:22.589
2 -	1:24.690	7 - 1:22.677
3 -	1:23.803	8 - 1:22.033
4 -	1:22.579	9 - 1:23.135
5 -	1:22.163	10 - 1:22.643
11 -	<b>1:21.284</b>	
12 -	1:21.490	

Weather/Track: Bright /Dry

**HSCC Grandstand Motor Sport Historic FF Championship**  
**RACE - LAP ANALYSIS - Donington Park - 5 April 2009**  
 (contd.)

<b>34</b>	<b>Philip NORRIS</b>	Macon MR8
1 - 1:47.016	6 - 1:24.576	11 - 1:29.586
2 - 1:25.978	7 - 1:26.181	12 - 1:24.919
3 - 1:24.999	8 - <b>1:24.381</b>	
4 - 1:26.032	9 - 1:27.082	
5 - 1:25.321	10 - 1:24.783	
<b>36</b>	<b>Andrew GARSIDE</b>	Elden MK8
1 - 1:29.188	6 - 1:22.512	11 - 1:23.210
2 - 1:22.219	7 - 1:24.480	12 - 1:24.068
3 - <b>1:21.676</b>	8 - 1:24.009	
4 - 1:22.110	9 - 1:22.465	
5 - 1:22.863	10 - 1:27.534	
<b>38</b>	<b>John HAYES-HARLOW</b>	Elden Mk 8/10
1 - 1:26.241	6 - 1:21.134	11 - 1:19.982
2 - 1:21.498	7 - 1:22.256	12 - 1:21.586
3 - 1:20.365	8 - 1:22.013	
4 - 1:20.376	9 - 1:19.943	
5 - 1:19.901	10 - <b>1:19.845</b>	
<b>39</b>	<b>David OWEN</b>	Merlyn Mk20
1 - 1:39.924	6 - 1:24.970	11 - 1:30.165
2 - 1:28.793	7 - 1:25.066	12 - <b>1:24.823</b>
3 - 1:27.288	8 - 1:25.094	
4 - 1:28.435	9 - 1:25.833	
5 - 1:26.476	10 - 1:24.827	
<b>40</b>	<b>Peter LAVENDER</b>	Merlyn Mk11A/17
1 - 1:32.333	6 - <b>1:20.751</b>	
2 - 1:22.488	7 - 1:22.095	
3 - 1:22.152	8 - 1:24.110	
4 - 1:21.929	9 - 2:01.707P	
5 - 1:21.533		
<b>44</b>	<b>John BLADON</b>	Merlyn Mk11A
1 - 1:29.851	6 - 1:21.525	11 - 1:22.102
2 - 1:22.324	7 - 1:22.736	12 - <b>1:21.004</b>
3 - 1:22.308	8 - 1:22.645	
4 - 1:22.709	9 - 1:22.261	
5 - 1:21.627	10 - 1:24.006	

Weather/Track: Bright /Dry

www.mstworld.com

Page 3 of 6

Donington Park  
 Circuit Length = 1.9573 miles.  
 Start: 15:37 End: 15:53

Printed - 15:56 Sunday, 05 April 2009



**HSCC Grandstand Motor Sport Historic FF Championship**  
**RACE - LAP ANALYSIS - Donington Park - 5 April 2009**  
 (contd.)

<b>48</b>	<b>Crispin SCHLAEFLI</b>	Macon MR8
1 - 1:30.535	6 - 1:21.395	11 - 1:23.415
2 - 1:22.670	7 - 1:23.206	12 - 1:21.559
3 - 1:21.740	8 - 1:22.489	
4 - 1:23.401	9 - <b>1:21.288</b>	
5 - 1:22.207	10 - 1:22.026	
<b>55</b>	<b>Roger ARNOLD</b>	Merlyn Mk20
1 - 1:33.607	6 - 1:26.072	11 - 1:23.758
2 - 1:24.329	7 - 1:23.617	12 - <b>1:22.966</b>
3 - 1:24.177	8 - 1:35.512	
4 - 1:23.835	9 - 1:25.486	
5 - 1:23.979	10 - 1:24.500	
<b>56</b>	<b>Alan FAIRBROTHER</b>	Merlyn Mk20
1 - 1:34.435	6 - 1:24.514	11 - 1:24.663
2 - 1:24.163	7 - 1:25.187	12 - <b>1:23.538</b>
3 - 1:24.570	8 - 1:26.200	
4 - 1:24.699	9 - 1:29.754	
5 - 1:25.158	10 - 1:24.596	
<b>57</b>	<b>David WILD</b>	Lola T200
1 - 1:29.462	6 - 1:21.531	11 - 1:21.624
2 - 1:21.322	7 - 1:24.772	12 - <b>1:21.018</b>
3 - 1:21.360	8 - 1:21.565	
4 - 1:21.330	9 - 1:24.719	
5 - 1:21.279	10 - 1:22.177	
<b>59</b>	<b>Terence TUMBER</b>	Lola T200
1 - 1:37.023	6 - 1:26.657	11 - 1:30.794
2 - 1:26.061	7 - 1:27.964	12 - 1:27.049
3 - 1:25.007	8 - 1:26.886	
4 - <b>1:24.974</b>	9 - 1:26.241	
5 - 1:27.963	10 - 1:25.774	
<b>65</b>	<b>Terry FULLERTON</b>	Merlyn 11A
1 - 1:48.347	6 - 1:38.402	11 - 1:34.091
2 - 1:37.198	7 - 1:37.423	
3 - 1:32.905	8 - 1:38.227	
4 - 1:33.274	9 - <b>1:32.283</b>	
5 - 1:34.519	10 - 1:34.719	

Weather/Track: Bright /Dry

www.mstworld.com

Page 4 of 6

Donington Park  
 Circuit Length = 1.9573 miles.  
 Start: 15:37 End: 15:53

Printed - 15:56 Sunday, 05 April 2009

**HSCC Grandstand Motor Sport Historic FF Championship**  
**RACE - LAP ANALYSIS - Donington Park - 5 April 2009**  
 (contd.)

<b>67</b>	<b>Paul McMORRAN</b>	Crossle 20F
1 - 1:27.416	6 - 1:22.005	11 - 1:21.663
2 - 1:21.859	7 - 1:22.663	12 - 1:21.883
3 - 1:20.642	8 - 1:21.814	
4 - <b>1:20.483</b>	9 - 1:21.494	
5 - 1:20.879	10 - 1:21.423	
<b>69</b>	<b>Dave LOWE</b>	Lotus 69
1 - 1:32.125	6 - 1:22.498	11 - 1:22.033
2 - 1:22.958	7 - 1:21.447	12 - <b>1:20.855</b>
3 - 1:22.431	8 - 1:23.556	
4 - 1:22.520	9 - 1:21.807	
5 - 1:21.777	10 - 1:24.288	
<b>70</b>	<b>John HARRISON</b>	Lola T200
1 - 1:32.517	6 - 1:21.623	11 - 1:22.886
2 - 1:22.885	7 - 1:22.052	12 - <b>1:20.605</b>
3 - 1:21.989	8 - 1:22.743	
4 - 1:22.041	9 - 1:21.326	
5 - 1:21.537	10 - 1:24.423	
<b>77</b>	<b>Chris SHARPLES</b>	Palliser WDF1
1 - 1:27.948	6 - 1:21.863	11 - 1:21.422
2 - 1:21.448	7 - 1:21.730	12 - 1:21.309
3 - 1:21.323	8 - 1:21.283	
4 - 1:20.213	9 - 1:23.333	
5 - <b>1:20.074</b>	10 - 1:21.177	
<b>79</b>	<b>Diogo FERRAO</b>	Merlyn Mk20
1 - 1:31.500	6 - 1:21.608	11 - 1:21.623
2 - 1:22.325	7 - 1:22.598	12 - 1:21.857
3 - 1:21.422	8 - 1:22.445	
4 - 1:23.795	9 - <b>1:21.064</b>	
5 - 1:22.401	10 - 1:22.181	
<b>87</b>	<b>Paul STRINGER</b>	Lotus 51
1 - 1:50.392	6 - 1:29.611	11 - <b>1:29.538</b>
2 - 1:33.858	7 - 1:30.051	
3 - 1:30.574	8 - 1:32.709	
4 - 1:29.558	9 - 1:34.197	
5 - 1:30.543	10 - 1:31.104	

Weather/Track: Bright /Dry

www.mstworld.com

Page 5 of 6

Donington Park  
 Circuit Length = 1.9573 miles.  
 Start: 15:37 End: 15:53

Printed - 15:56 Sunday, 05 April 2009

**HSCC Grandstand Motor Sport Historic FF Championship**  
**RACE - LAP ANALYSIS - Donington Park - 5 April 2009**  
 (contd.)

<b>88</b>	<b>Derek RODGERS</b>	Merlyn MK11A
1 - 1:26.622	6 - 1:22.871	11 - 1:22.541
2 - 1:21.691	7 - 1:22.798	12 - 1:21.596
3 - 1:20.955	8 - 1:20.947	
4 - <b>1:20.284</b>	9 - 1:21.957	
5 - 1:20.446	10 - 1:21.016	
<b>92</b>	<b>Simon TOYNE</b>	Lola T200
1 - 1:31.261	6 - 1:21.143	11 - 1:20.954
2 - 1:23.307	7 - 1:22.196	12 - <b>1:20.828</b>
3 - 1:22.670	8 - 1:22.298	
4 - 1:22.520	9 - 1:21.096	
5 - 1:21.789	10 - 1:20.932	

Weather/Track: Bright /Dry

# HSCC Grandstand Motor Sport Historic FF Championship

## LAP CHART - RACE - Donington Park - 5 April 2009

Lap 1			Lap 2			Lap 3			Lap 4			Lap 5		
No	Behind	Laptime	No	Behind	Laptime	No	Behind	Laptime	No	Behind	Laptime	No	Behind	Laptime
11		1:24.073	11		1:21.159	11		1:20.529	11		1:19.917	12		1:20.629
12	0.214	1:24.287	12	1.284	1:22.229	12	0.447	1:19.692	12	0.201	1:19.671	11	0.116	1:20.946
4	1.580	1:25.653	4	2.218	1:21.797	38	2.343	1:20.365	38	2.802	1:20.376	38	1.873	1:19.901
38	2.168	1:26.241	38	2.507	1:21.498	4	2.802	1:21.113	4	3.362	1:20.477	4	2.751	1:20.219
88	2.549	1:26.622	88	3.081	1:21.691	88	3.507	1:20.955	88	3.874	1:20.284	88	3.490	1:20.446
5	2.774	1:26.847	7	3.369	1:21.425	7	3.664	1:20.824	7	4.005	1:20.258	7	3.652	1:20.477
7	3.103	1:27.176	5	3.928	1:22.313	67	4.156	1:20.642	67	4.722	1:20.483	77	4.498	1:20.074
67	3.343	1:27.416	67	4.043	1:21.859	77	4.958	1:21.323	77	5.254	1:20.213	67	4.771	1:20.879
77	3.875	1:27.948	77	4.164	1:21.448	5	5.649	1:22.250	5	6.896	1:21.164	5	6.864	1:20.798
36	5.115	1:29.188	57	5.552	1:21.322	57	6.383	1:21.360	57	7.796	1:21.330	57	8.245	1:21.279
57	5.389	1:29.462	36	6.175	1:22.219	36	7.322	1:21.676	36	9.515	1:22.110	36	11.548	1:22.863
44	5.778	1:29.851	44	6.943	1:22.324	44	8.722	1:22.308	44	11.514	1:22.709	44	12.311	1:21.627
48	6.462	1:30.535	48	7.973	1:22.670	48	9.184	1:21.740	48	12.668	1:23.401	40	13.927	1:21.533
92	7.188	1:31.261	79	8.593	1:22.325	79	9.486	1:21.422	40	13.224	1:21.929	48	14.045	1:22.207
79	7.427	1:31.500	92	9.336	1:23.307	40	11.212	1:22.152	79	13.364	1:23.795	70	14.461	1:21.537
69	8.052	1:32.125	40	9.589	1:22.488	92	11.477	1:22.670	70	13.754	1:22.041	79	14.935	1:22.401
40	8.260	1:32.333	69	9.851	1:22.958	70	11.630	1:21.989	92	14.080	1:22.520	92	15.039	1:21.789
70	8.444	1:32.517	70	10.170	1:22.885	69	11.753	1:22.431	69	14.356	1:22.520	69	15.303	1:21.777
8	9.121	1:33.194	8	11.157	1:23.195	8	12.896	1:22.268	8	15.447	1:22.468	8	18.282	1:23.665
55	9.534	1:33.607	55	12.704	1:24.329	55	16.352	1:24.177	55	20.270	1:23.835	32	21.974	1:22.163
56	10.362	1:34.435	56	13.366	1:24.163	56	17.407	1:24.570	32	20.641	1:22.579	55	23.419	1:23.979
6	10.818	1:34.891	6	14.182	1:24.523	6	17.853	1:24.200	6	21.951	1:24.015	6	24.367	1:23.246
32	11.174	1:35.247	32	14.705	1:24.690	32	17.979	1:23.803	56	22.189	1:24.699	56	26.517	1:25.158
31	12.022	1:36.095	31	15.932	1:25.069	31	19.650	1:24.247	31	23.979	1:24.246	31	26.685	1:23.536
28	12.345	1:36.418	28	16.414	1:25.228	28	20.279	1:24.394	28	24.661	1:24.299	59	34.520	1:27.963
59	12.950	1:37.023	59	17.852	1:26.061	59	22.330	1:25.007	59	27.387	1:24.974	28	35.836	1:32.005
39	15.851	1:39.924	39	23.485	1:28.793	39	30.244	1:27.288	34	38.347	1:26.032	34	42.838	1:25.321
34	22.943	1:47.016	34	27.762	1:25.978	34	32.232	1:24.999	39	38.762	1:28.435	39	44.408	1:26.476
65	24.274	1:48.347	15	35.989	1:32.521	15	46.818	1:31.358	15	57.426	1:30.525	15	1:08.304	1:31.708
15	24.627	1:48.700	87	39.018	1:33.858	87	49.063	1:30.574	87	58.704	1:29.558	87	1:08.417	1:30.543
87	26.319	1:50.392	65	40.313	1:37.198	65	52.689	1:32.905	65	1:06.046	1:33.274	65	1:19.735	1:34.519
14	40.483	2:04.556	14	51.266	1:31.942	14	1:01.844	1:31.107	14	1:11.516	1:29.589	14	1:20.951	1:30.265

Weather/Track: Bright /Dry

www.mstworld.com

Page 1 of 3

Donington Park  
Circuit Length = 1.9573 miles.  
Start: 15:37 End: 15:53

Printed - 15:57 Sunday, 05 April 2009

# HSCC Grandstand Motor Sport Historic FF Championship

## LAP CHART - RACE - Donington Park - 5 April 2009

(contd.)

Lap 6			Lap 7			Lap 8			Lap 9			Lap 10		
No	Behind	Laptime	No	Behind	Laptime	No	Behind	Laptime	No	Behind	Laptime	No	Behind	Laptime
38		1:21.134	11		1:21.494	11		1:21.551	11		1:20.156	11		1:20.176
11	0.509	1:23.400	38	0.253	1:22.256	38	0.715	1:22.013	38	0.502	1:19.943	38	0.171	1:19.845
4	1.536	1:21.792	4	2.453	1:22.920	87	1 LAP	1:30.051	7	4.576	1:22.202	7	5.009	1:20.609
7	2.477	1:21.832	7	2.607	1:22.133	4	2.306	1:21.404	88	5.346	1:21.957	88	6.186	1:21.016
88	3.354	1:22.871	77	3.081	1:21.730	15	1 LAP	1:31.100	4	5.581	1:23.431	4	6.555	1:21.150
77	3.354	1:21.863	88	4.149	1:22.798	7	2.530	1:21.474	77	5.990	1:23.333	77	6.991	1:21.177
67	3.769	1:22.005	67	4.429	1:22.663	77	2.813	1:21.283	67	6.030	1:21.494	67	7.277	1:21.423
5	5.238	1:21.381	5	4.924	1:21.689	88	3.545	1:20.947	5	6.415	1:21.308	5	7.782	1:21.543
57	6.769	1:21.531	57	9.538	1:24.772	67	4.692	1:21.814	87	1 LAP	1:32.709	92	15.811	1:20.932
44	10.829	1:21.525	14	1 LAP	1:35.616	5	5.263	1:21.890	57	14.115	1:24.719	57	16.116	1:22.177
36	11.053	1:22.512	44	11.562	1:22.736	57	9.552	1:21.565	44	14.761	1:22.261	48	17.556	1:22.026
40	11.671	1:20.751	40	11.763	1:22.095	44	12.656	1:22.645	15	1 LAP	1:32.488	79	17.938	1:22.181
48	12.433	1:21.395	70	13.126	1:22.052	92	14.115	1:22.298	92	15.055	1:21.096	44	18.591	1:24.006
70	13.077	1:21.623	65	1 LAP	1:38.402	40	14.322	1:24.110	70	15.488	1:21.326	70	19.735	1:24.423
92	13.175	1:21.143	92	13.368	1:22.196	70	14.318	1:22.743	48	15.706	1:21.288	69	22.006	1:24.288
79	13.536	1:21.608	36	13.530	1:24.480	48	14.574	1:22.489	79	15.933	1:21.064	36	25.655	1:27.534
69	14.794	1:22.498	48	13.636	1:23.206	79	15.025	1:22.445	69	17.894	1:21.807	87	1 LAP	1:34.197
8	18.491	1:23.216	79	14.131	1:22.598	36	15.988	1:24.009	36	18.297	1:22.465	32	28.158	1:22.643
32	21.556	1:22.589	69	14.238	1:21.447	69	16.243	1:23.556	32	25.691	1:23.135	15	1 LAP	1:33.552
6	25.331	1:23.971	8	19.527	1:23.039	14	1 LAP	1:31.639	8	26.241	1:24.360	8	28.562	1:22.497
55	26.484	1:26.072	32	22.230	1:22.677	8	22.037	1:24.061	6	32.248	1:23.318	6	36.400	1:24.328
31	27.322	1:23.644	6	27.050	1:23.722	32	22.712	1:22.033	31	32.837	1:23.340	31	36.562	1:23.901
56	28.024	1:24.514	55	28.098	1:23.617	65	1 LAP	1:37.423	14	1 LAP	1:31.942	14	1 LAP	1:26.918
59	38.170	1:26.657	31	28.371	1:23.052	6	29.086	1:23.587	56	45.455	1:29.754	56	49.875	1:24.596
28	40.285	1:27.456	56	31.208	1:25.187	31	29.653	1:22.833	65	1 LAP	1:38.227	55	51.713	1:24.500
34	44.407	1:24.576	59	44.131	1:27.964	56	35.857	1:26.200	55	47.389	1:25.486	65	1 LAP	1:32.283
39	46.371	1:24.970	28	46.144	1:27.862	55	42.059	1:35.512	40	55.873	2:01.707P	59	1:01.149	1:25.774
15	1:14.883	1:29.586	34	48.585	1:26.181	59	49.466	1:26.886	59	55.551	1:26.241	28	1:02.828	1:25.211
87	1:15.021	1:29.611	39	49.434	1:25.066	28	51.239	1:26.646	28	57.793	1:26.710	34	1:02.948	1:24.783
						34	51.415	1:24.381	34	58.341	1:27.082	39	1:03.305	1:24.827
						39	52.977	1:25.094	39	58.654	1:25.833			

Weather/Track: Bright /Dry

www.mstworld.com

Page 2 of 3

Donington Park  
Circuit Length = 1.9573 miles.  
Start: 15:37 End: 15:53

Printed - 15:57 Sunday, 05 April 2009

**HSCC Grandstand Motor Sport Historic FF Championship**  
**LAP CHART - RACE - Donington Park - 5 April 2009**  
 (contd.)

Lap 11			Lap 12			Lap 13			Lap 14			Lap 15		
No	Behind	Laptime	No	Behind	Laptime	No	Behind	Laptime	No	Behind	Laptime	No	Behind	Laptime
11		1:19.835	11		1:21.896									
38	0.318	1:19.982	38	0.008	1:21.586									
7	5.770	1:20.596	7	4.478	1:20.604									
4	8.439	1:21.719	77	7.991	1:21.309									
77	8.578	1:21.422	88	8.592	1:21.596									
88	8.892	1:22.541	4	8.918	1:22.375									
67	9.105	1:21.663	67	9.092	1:21.883									
5	9.251	1:21.304	5	9.230	1:21.875									
92	16.930	1:20.954	92	15.862	1:20.828									
57	17.905	1:21.624	57	17.027	1:21.018									
79	19.726	1:21.623	79	19.687	1:21.857									
44	20.858	1:22.102	44	19.966	1:21.004									
48	21.136	1:23.415	48	20.799	1:21.559									
70	22.786	1:22.886	70	21.495	1:20.605									
69	24.204	1:22.033	69	23.163	1:20.855									
36	29.030	1:23.210	32	29.201	1:21.490									
32	29.607	1:21.284	36	31.202	1:24.068									
8	35.479	1:26.752	8	36.636	1:23.053									
15	1 LAP	1:30.749	6	41.301	1:23.626									
87	1 LAP	1:31.104	31	41.882	1:24.322									
31	39.456	1:22.729	15	1 LAP	1:28.375									
6	39.571	1:23.006	87	1 LAP	1:29.538									
14	1 LAP	1:26.377	14	1 LAP	1:26.803									
56	54.703	1:24.663	56	56.345	1:23.538									
55	55.636	1:23.758	55	56.706	1:22.966									
59	1:12.108	1:30.794	28	1:14.870	1:24.522									
28	1:12.244	1:29.251	34	1:15.722	1:24.919									
34	1:12.699	1:29.586	39	1:16.562	1:24.823									
39	1:13.635	1:30.165	59	1:17.261	1:27.049									
65	1 LAP	1:34.719	65	1 LAP	1:34.091									

Weather/Track: Bright /Dry

# HSCC Guards Trophy with Dunlop Tyres

## QUALIFYING Race 6 - Donington Park - 5 April 2009

POS	NO	CL	NAT	ENTRY	TIME	LAPS	GAP	MPH	
1	14	SRD		Andy NEWALL	Chevron B8	1:17.170	11		91.30
2	26	SRD		Sean McCLURG	Chevron B6	1:19.330	11	2.160	88.82
3	60	SRD		Steve HODGES	Chevron B8	1:20.227	10	3.057	87.82
4	12	SRD		Ross MAXWELL	Chevron B8	1:20.513	12	3.343	87.51
5	49	SRD		Will SCHRYVER	Chevron B6	1:20.731	10	3.561	87.28
6	2	SRD		Stuart TIZZARD	Lenham Spider	1:20.738	11	3.568	87.27
7	78	SRD		Jeremy COTTINGHAM	Chevron B8	1:21.187	12	4.017	86.79
8	40	SRD		Ted WILLIAMS	Ginetta G16	1:21.526	12	4.356	86.43
9	41	SRE		Gareth JACKSON	Nerus Silhouette	1:21.901	11	4.731	86.03
10	72	D		Jamie BOOT	TVR Griffith 400	1:23.982	11	6.812	83.90
11	51	B1		Michael SCHRYVER	Lotus Elan 26R	1:24.825	12	7.655	83.06
12	5	C2		Michael MOORE	Jaguar E-Type	1:24.929	9	7.759	82.96
13	11	SRB		Andy SHEPHERD	Lotus 23C	1:25.111	12	7.941	82.78
14	42	SRD		Simon LEIGHTON	Chevron B8	1:25.152	11	7.982	82.74
15	19	C2		Steve TANDY	Jaguar E-Type	1:25.407	11	8.237	82.50
16	79	D		Simon GARRAD	TVR 400 Griffith	1:25.530	7	8.360	82.38
17	44	C2		Stephen RADCLIFFE	Jaguar E-Type	1:26.378	9	9.208	81.57
18	16	SRA		Crispin HARRIS	Lister Jaguar	1:26.985	11	9.815	81.00
19	4	B1		John WATSON	Lotus Elan	1:28.375	11	11.205	79.73
20	92	SRB		Simon DRABBLE	Merlyn Mk6	1:28.878	10	11.708	79.28
21	55	C2		Paul CASTALDINI	Jaguar E-Type	1:29.029	10	11.859	79.14
22	1	B2		Robert BARRIE	Porsche 911	1:30.283	10	13.113	78.04
23	6	D		David BETTS	Ford Shelby Mustang GT 350	1:30.586	10	13.416	77.78
24	33	SRA		Chris PHILLIPS	Lola Mk1	1:30.947	10	13.777	77.47
25	7	SRC		Nick THOMPSON	Elva Mk7S	1:31.261	7	14.091	77.21
26	24	B1		Chris REA	Lotus Elan 26R	1:32.903	10	15.733	75.84
27	98	B2		Andrew BENTLEY	MG B	1:33.145	10	15.975	75.64
28	17	C2		Robert FARRELL	Jaguar E-Type	1:34.350	10	17.180	74.68
29	64	B2		Martin RICHARDSON	MG B	1:34.450	10	17.280	74.60
30	47	B2		Peter TOGNOLA	Porsche 911	1:36.920	10	19.750	72.70
31	94	C2		Chris LEVETT-PRINSEP	Austin Healey 3000 MkII	1:37.267	10	20.097	72.44
32	88	B3		Andy SOMERVILLE	Triumph TR4	1:37.912	10	20.742	71.96
33	96	B2		Dick GRAINGER	Porsche 911	1:38.508	9	21.338	71.53
34	23	B2		Douglas MARTIN	Alfa Romeo Giulia Spyder	1:40.763	5	23.593	69.92
35	21	C2		Per JONSSON	Jaguar E-Type	1:42.418	9	25.248	68.79
36	84	B2		Beverley PHILLIPS	MG B	1:44.679	9	27.509	67.31

TR = Cars 16, 33 require working transponders.

Weather/Track: Sun /Dry. Cars 28 & 20 qualify as reserves.

These results are provisional until the conclusion of any judicial and technical matters.

Donington Park

Circuit Length = 1.9573 miles.

Start: 11:08 End: 11:23

Clerk of the Course:		Timekeeper:
----------------------	--	-------------

# HSCC Guards Trophy with Dunlop Tyres

## QUALIFYING - LAP ANALYSIS - Donington Park - 5 April 2009

<b>1</b>	<b>Robert BARRIE</b>	Porsche 911
1 - X:00.000	6 - 1:30.543	
2 - 1:46.939	7 - 1:30.932	
3 - 1:33.913	8 - <b>1:30.283</b>	
4 - 1:32.255	9 - 1:32.339	
5 - 1:30.820	10 - 1:36.113	
<b>2</b>	<b>Stuart TIZZARD</b>	Lenham Spider
1 - X:00.000	6 - 1:20.966	11 - 1:42.071P
2 - 1:25.425	7 - <b>1:20.738</b>	
3 - 1:29.073	8 - 1:31.285	
4 - 1:24.178	9 - 1:24.679	
5 - 1:22.438	10 - 1:23.402	
<b>4</b>	<b>John WATSON</b>	Lotus Elan
1 - X:00.000	6 - 1:36.848	11 - 1:37.476P
2 - 1:39.450	7 - 1:29.583	
3 - 1:32.276	8 - <b>1:28.375</b>	
4 - 1:31.442	9 - 1:30.897	
5 - 1:30.811	10 - 1:29.887	
<b>5</b>	<b>Michael MOORE</b>	Jaguar E-Type
1 - X:00.000	6 - 1:26.106	
2 - 1:35.756	7 - 1:25.192	
3 - 4:37.692	8 - <b>1:24.929</b>	
4 - 1:38.049	9 - 1:33.564	
5 - 1:26.755		
<b>6</b>	<b>David BETTS</b>	Ford Shelby Mustang GT 350
1 - X:00.000	6 - 1:32.661	
2 - 1:45.564	7 - 1:33.277	
3 - 1:38.147	8 - 1:30.665	
4 - 1:36.645	9 - <b>1:30.586</b>	
5 - 1:35.817	10 - 1:33.612	
<b>7</b>	<b>Nick THOMPSON</b>	Elva Mk7S
1 - X:00.000	6 - <b>1:31.261</b>	
2 - 1:53.363	7 - 1:38.097P	
3 - 1:44.259		
4 - 1:34.541		
5 - 1:35.762		

TR = Cars 16, 33 require working transponders.  
Weather/Track: Sun /Dry. Car 28 reserve 1, car 20 reserve 2.



**HSCC Guards Trophy with Dunlop Tyres**  
**QUALIFYING - LAP ANALYSIS - Donington Park - 5 April 2009**  
 (contd.)

<b>11</b>	<b>Andy SHEPHERD</b>	Lotus 23C
1 - X:00.000	6 - 1:25.579	11 - <b>1:25.111</b>
2 - 1:31.635	7 - 1:25.143	12 - 1:25.757
3 - 1:27.926	8 - 1:25.214	
4 - 1:29.827	9 - 1:25.408	
5 - 1:28.552	10 - 1:30.582	
<b>12</b>	<b>Ross MAXWELL</b>	Chevron B8
1 - X:00.000	6 - 1:21.891	11 - <b>1:20.513</b>
2 - 1:32.543	7 - 1:24.309	12 - 1:34.126
3 - 1:24.401	8 - 1:20.644	
4 - 1:21.279	9 - 1:21.241	
5 - 1:27.484	10 - 1:25.965	
<b>14</b>	<b>Andy NEWALL</b>	Chevron B8
1 - X:00.000	6 - 1:26.877	11 - 1:25.182
2 - 1:29.352	7 - 1:20.611	
3 - 1:23.824	8 - 1:21.228	
4 - 1:21.692	9 - 1:21.840	
5 - 2:20.655	10 - <b>1:17.170</b>	
<b>16</b>	<b>Crispin HARRIS</b>	Lister Jaguar
1 - X:00.000	6 - 1:38.501	11 - 1:32.326P
2 - 1:37.094	7 - 1:35.084	
3 - 1:31.239	8 - <b>1:26.985</b>	
4 - 1:27.724	9 - 1:28.627	
5 - 1:30.118	10 - 1:30.464	
<b>17</b>	<b>Robert FARRELL</b>	Jaguar E-Type
1 - X:00.000	6 - 1:39.198	
2 - 1:38.842	7 - 1:35.637	
3 - 1:37.531	8 - 1:35.486	
4 - <b>1:34.350</b>	9 - 1:35.854	
5 - 1:39.048	10 - 1:40.348	
<b>19</b>	<b>Steve TANDY</b>	Jaguar E-Type
1 - X:00.000	6 - <b>1:25.407</b>	11 - 1:27.196
2 - 1:36.589	7 - 1:26.868	
3 - 1:29.704	8 - 1:30.932	
4 - 1:27.202	9 - 1:25.489	
5 - 1:36.848	10 - 1:25.648	

TR = Cars 16, 33 require working transponders.  
 Weather/Track: Sun /Dry. Car 28 reserve 1, car 20 reserve 2.

**HSCC Guards Trophy with Dunlop Tyres**  
**QUALIFYING - LAP ANALYSIS - Donington Park - 5 April 2009**  
 (contd.)

<b>20</b>	<b>Phil BENNETT</b>	Lister Jaguar
1 - X:00.000	6 - 1:30.673	11 - 1:29.283
2 - 1:54.860	7 - 1:29.766	
3 - 1:32.243	8 - 1:29.945	
4 - <b>1:29.231</b>	9 - 1:33.485	
5 - 1:30.121	10 - 1:30.381	
<b>21</b>	<b>Per JONSSON</b>	Jaguar E-Type
1 - X:00.000	6 - 1:43.236	
2 - 1:58.595	7 - 1:44.168	
3 - 1:49.032	8 - 1:43.666	
4 - 1:48.762	9 - <b>1:42.418</b>	
5 - 1:46.105		
<b>23</b>	<b>Douglas MARTIN</b>	Alfa Romeo Giulia Spyder
1 - X:00.000		
2 - 1:51.078		
3 - <b>1:40.763</b>		
4 - 1:48.625		
5 - 2:08.569P		
<b>24</b>	<b>Chris REA</b>	Lotus Elan 26R
1 - X:00.000	6 - 1:34.216	
2 - 2:01.610	7 - 1:34.067	
3 - 1:40.407	8 - 1:33.546	
4 - 1:52.926	9 - <b>1:32.903</b>	
5 - 1:50.548	10 - 1:48.028	
<b>26</b>	<b>Sean McCLURG</b>	Chevron B6
1 - X:00.000	6 - 1:20.211	11 - 1:31.205
2 - 1:49.995	7 - 1:34.296	
3 - 1:23.401	8 - 1:23.311	
4 - 1:26.061	9 - 1:21.070	
5 - 1:24.737	10 - <b>1:19.330</b>	
<b>28</b>	<b>Barry SEWELL</b>	Marcos GT
1 - X:00.000	6 - <b>1:27.343</b>	
2 - 1:37.721	7 - 1:28.598	
3 - 1:32.466	8 - 1:27.812	
4 - 1:29.672		
5 - 1:29.177		

TR = Cars 16, 33 require working transponders.  
 Weather/Track: Sun /Dry. Car 28 reserve 1, car 20 reserve 2.

**HSCC Guards Trophy with Dunlop Tyres**  
**QUALIFYING - LAP ANALYSIS - Donington Park - 5 April 2009**  
 (contd.)

<b>33</b>	<b>Chris PHILLIPS</b>	Lola Mk1
1 - X:00.000	6 - 1:31.020	
2 - 1:56.339	7 - <b>1:30.947</b>	
3 - 1:42.689	8 - 1:33.440	
4 - 1:40.377	9 - 1:31.352	
5 - 1:33.833	10 - 1:31.782	
<b>40</b>	<b>Ted WILLIAMS</b>	Ginetta G16
1 - X:00.000	6 - 1:23.218	11 - 1:24.170
2 - 1:29.171	7 - <b>1:21.526</b>	12 - 1:24.598
3 - 1:22.991	8 - 1:22.631	
4 - 1:22.804	9 - 1:25.303	
5 - 1:25.928	10 - 1:23.132	
<b>41</b>	<b>Gareth JACKSON</b>	Nerus Silhouette
1 - X:00.000	6 - 1:23.239	11 - 1:30.030
2 - 1:34.749	7 - 1:27.610	
3 - 1:27.669	8 - 1:29.220	
4 - 1:23.981	9 - 1:22.040	
5 - 1:38.327	10 - <b>1:21.901</b>	
<b>42</b>	<b>Simon LEIGHTON</b>	Chevron B8
1 - X:00.000	6 - 1:26.553	11 - 1:52.615P
2 - 1:50.138	7 - <b>1:25.152</b>	
3 - 1:31.417	8 - 1:31.421	
4 - 1:26.648	9 - 1:27.956	
5 - 1:28.740	10 - 1:26.533	
<b>44</b>	<b>Stephen RADCLIFFE</b>	Jaguar E-Type
1 - X:00.000	6 - <b>1:26.378</b>	
2 - 1:39.761	7 - 1:42.677P	
3 - 1:29.949	8 - 4:05.312	
4 - 1:28.345	9 - 1:32.293	
5 - 1:35.833		
<b>47</b>	<b>Peter TOGNOLA</b>	Porsche 911
1 - X:00.000	6 - 1:37.833	
2 - 1:51.131	7 - <b>1:36.920</b>	
3 - 1:43.278	8 - 1:38.868	
4 - 1:44.439	9 - 1:37.467	
5 - 1:38.198	10 - 1:37.723	

TR = Cars 16, 33 require working transponders.  
 Weather/Track: Sun /Dry. Car 28 reserve 1, car 20 reserve 2.

**HSCC Guards Trophy with Dunlop Tyres**  
**QUALIFYING - LAP ANALYSIS - Donington Park - 5 April 2009**  
 (contd.)

<b>49</b>	<b>Will SCHRYVER</b>	Chevron B6		
1 -	X:00.000	6 -	1:21.490	
2 -	1:23.490	7 -	1:20.989	
3 -	1:28.763	8 -	1:20.736	
4 -	1:29.728	9 -	1:26.456	
5 -	<b>1:20.731</b>	10 -	1:41.662P	
<b>51</b>	<b>Michael SCHRYVER</b>	Lotus Elan 26R		
1 -	X:00.000	6 -	1:25.456	11 - 1:25.403
2 -	1:35.332	7 -	1:25.823	12 - 1:25.859
3 -	1:26.179	8 -	<b>1:24.825</b>	
4 -	1:30.266	9 -	1:26.534	
5 -	1:28.237	10 -	1:31.162	
<b>55</b>	<b>Paul CASTALDINI</b>	Jaguar E-Type		
1 -	X:00.000	6 -	1:34.826	
2 -	1:45.031	7 -	1:32.781	
3 -	1:32.146	8 -	<b>1:29.029</b>	
4 -	1:30.725	9 -	1:39.245P	
5 -	1:31.671	10 -	3:03.413	
<b>60</b>	<b>Steve HODGES</b>	Chevron B8		
1 -	X:00.000	6 -	2:44.155	
2 -	1:38.279	7 -	1:24.293	
3 -	1:20.288	8 -	1:24.630	
4 -	1:20.440	9 -	<b>1:20.227</b>	
5 -	1:53.466P	10 -	1:20.967	
<b>64</b>	<b>Martin RICHARDSON</b>	MG B		
1 -	X:00.000	6 -	1:41.566	
2 -	1:47.724	7 -	1:34.838	
3 -	1:45.077	8 -	<b>1:34.450</b>	
4 -	1:44.502	9 -	1:36.547	
5 -	1:44.835	10 -	1:42.416	
<b>72</b>	<b>Jamie BOOT</b>	TVR Griffith 400		
1 -	X:00.000	6 -	1:26.259	11 - 1:26.330
2 -	1:37.924	7 -	<b>1:23.982</b>	
3 -	1:26.478	8 -	1:26.619	
4 -	1:28.545	9 -	1:24.978	
5 -	1:33.326	10 -	1:27.695	

TR = Cars 16, 33 require working transponders.  
 Weather/Track: Sun /Dry. Car 28 reserve 1, car 20 reserve 2.

**HSCC Guards Trophy with Dunlop Tyres**  
**QUALIFYING - LAP ANALYSIS - Donington Park - 5 April 2009**  
 (contd.)

<b>78</b>	<b>Jeremy COTTINGHAM</b>	Chevron B8
1 - X:00.000	6 - 1:25.011	11 - <b>1:21.187</b>
2 - 1:29.593	7 - 1:21.350	12 - 1:21.345
3 - 1:24.077	8 - 1:23.181	
4 - 1:27.452	9 - 1:23.091	
5 - 1:24.467	10 - 1:22.605	
<b>79</b>	<b>Simon GARRAD</b>	TVR 400 Griffith
1 - X:00.000	6 - 1:26.281	
2 - 1:36.165	7 - 1:39.774P	
3 - 1:28.024		
4 - <b>1:25.530</b>		
5 - 1:34.892		
<b>84</b>	<b>Beverley PHILLIPS</b>	MG B
1 - X:00.000	6 - 1:46.101	
2 - 2:00.248	7 - 1:47.194	
3 - 1:48.545	8 - 1:47.865	
4 - 1:49.260	9 - <b>1:44.679</b>	
5 - 1:51.455		
<b>88</b>	<b>Andy SOMERVILLE</b>	Triumph TR4
1 - X:00.000	6 - 1:38.615	
2 - 1:59.632	7 - <b>1:37.912</b>	
3 - 1:40.765	8 - 1:39.576	
4 - 1:38.412	9 - 1:41.422	
5 - 1:38.886	10 - 1:40.420	
<b>92</b>	<b>Simon DRABBLE</b>	Merlyn Mk6
1 - X:00.000	6 - 1:29.772	
2 - 1:51.442	7 - 1:30.975	
3 - 1:37.118	8 - 1:29.892	
4 - 1:32.772	9 - <b>1:28.878</b>	
5 - 1:30.663	10 - 1:34.137	
<b>94</b>	<b>Chris LEVETT-PRINSEP</b>	Austin Healey 3000 MkII
1 - X:00.000	6 - 1:38.562	
2 - 1:43.873	7 - 1:39.209	
3 - 1:39.470	8 - 1:37.517	
4 - 1:39.151	9 - <b>1:37.267</b>	
5 - 1:38.440	10 - 1:39.025	

TR = Cars 16, 33 require working transponders.  
 Weather/Track: Sun /Dry. Car 28 reserve 1, car 20 reserve 2.

**HSCC Guards Trophy with Dunlop Tyres**  
**QUALIFYING - LAP ANALYSIS - Donington Park - 5 April 2009**  
 (contd.)

<b>96</b>	<b>Dick GRAINGER</b>	Porsche 911
1 - X:00.000	6 - 1:43.455	
2 - 1:50.249	7 - 1:42.357	
3 - 1:41.496	8 - <b>1:38.508</b>	
4 - 1:48.338	9 - 1:38.589	
5 - 1:45.135		
<b>98</b>	<b>Andrew BENTLEY</b>	MG B
1 - X:00.000	6 - 1:40.955	
2 - 1:44.353	7 - 1:33.161	
3 - 1:36.149	8 - 1:34.796	
4 - 1:45.767	9 - <b>1:33.145</b>	
5 - 1:42.027	10 - 1:34.268	

TR = Cars 16, 33 require working transponders.  
 Weather/Track: Sun /Dry. Car 28 reserve 1, car 20 reserve 2.

# HSCC Guards Trophy with Dunlop Tyres

## GRID FOR RACE 6 - Donington Park - 5 April 2009

ROW 18	21	JONSSON	84	PHILLIPS
ROW 17	96	GRAINGER	23	MARTIN
ROW 16	94	LEVETT-PRINSEP	88	SOMERVILLE
ROW 15	64	RICHARDSON	47	TOGNOLA
ROW 14	98	BENTLEY	17	FARRELL
ROW 13	7	THOMPSON	24	REA
ROW 12	6	BETTS	33	PHILLIPS
ROW 11	55	CASTALDINI	1	BARRIE
ROW 10	4	WATSON	92	DRABBLE
ROW 9	44	RADCLIFFE	16	HARRIS
ROW 8	19	TANDY	79	GARRAD
ROW 7	11	SHEPHERD	42	LEIGHTON
ROW 6	51	SCHRYVER	5	MOORE
ROW 5	41	JACKSON	72	BOOT
ROW 4	78	COTTINGHAM	40	WILLIAMS
ROW 3	49	SCHRYVER	2	TIZZARD
ROW 2	60	HODGES	12	MAXWELL
ROW 1	14	NEWALL	26	McCLURG
		POLE		

TR = Cars 16, 33 require working transponders.

Weather/Track: Sun /Dry. Car 28 reserve 1, car 20 reserve 2.

These results are provisional until the conclusion of any judicial and technical matters.

Donington Park

Circuit Length = 1.9573 miles.

Start: 11:08 End: 11:23

Clerk of the Course:

Timekeeper:

# HSCC Guards Trophy with Dunlop Tyres

## RACE 6 CLASSIFICATION - Donington Park - 5 April 2009

POS	NO	CL	NAT	ENTRY	TIME	LAPS	GAP	MPH	BEST
1	14	SRD		Andy NEWALL	Chevron B8	16:18.222	12		86.32 1:18.707
2	40	SRD		Ted WILLIAMS	Ginetta G16	16:18.626	12	0.404	86.28 1:18.784
3	2	SRD		Stuart TIZZARD	Lenham Spider	16:18.988	12	0.766	86.25 1:19.005
4	60	SRD		Steve HODGES	Chevron B8	16:19.190	12	0.968	86.23 1:18.849
5	12	SRD		Ross MAXWELL	Chevron B8	16:19.770	12	1.548	86.18 1:18.559
6	26	SRD		Sean McCLURG	Chevron B6	16:52.188	12	33.966	83.42 1:19.155
7	72	D		Jamie BOOT	TVR Griffith 400	17:04.573	12	46.351	82.41 1:23.332
8	51	B1		Michael SCHRYVER	Lotus Elan 26R	17:10.604	12	52.382	81.93 1:23.501
9	79	D		Simon GARRAD	TVR 400 Griffith	17:14.176	12	55.954	81.65 1:23.741
10	19	C2		Steve TANDY	Jaguar E-Type	17:14.664	12	56.442	81.61 1:23.751
11	11	SRB		Andy SHEPHERD	Lotus 23C	17:26.959	12	1:08.737	80.65 1:24.300
12	5	C2		Michael MOORE	Jaguar E-Type	17:34.568	12	1:16.346	80.07 1:25.427
13	16	SRA		Crispin HARRIS	Lister Jaguar	17:35.075	12	1:16.853	80.03 1:25.575
14	55	C2		Paul CASTALDINI	Jaguar E-Type	16:37.902	11	1 LAP	77.56 1:27.867
15	28	B1		Barry SEWELL	Marcos GT	16:41.107	11	1 LAP	77.31 1:26.466
16	92	SRB		Simon DRABBLE	Merlyn Mk6	16:47.127	11	1 LAP	76.85 1:29.152
17	33	SRA		Chris PHILLIPS	Lola Mk1	17:02.450	11	1 LAP	75.69 1:30.368
18	6	D		David BETTS	Ford Shelby Mustang GT 350	17:05.412	11	1 LAP	75.47 1:30.196
19	1	B2		Robert BARRIE	Porsche 911	17:05.611	11	1 LAP	75.46 1:30.476
20	71	B1		Peter VAN SMIRREN	Lotus Elan 26R	17:06.456	11	1 LAP	75.40 1:29.113
21	24	B1		Chris REA	Lotus Elan 26R	17:07.407	11	1 LAP	75.33 1:30.675
22	64	B2		Martin RICHARDSON	MG B	17:10.249	11	1 LAP	75.12 1:31.115
23	98	B2		Andrew BENTLEY	MG B	17:12.392	11	1 LAP	74.96 1:30.755
24	47	B2		Peter TOGNOLA	Porsche 911	16:18.820	10	2 LAPS	71.87 1:35.353
25	96	B2		Dick GRAINGER	Porsche 911	16:23.355	10	2 LAPS	71.54 1:36.358
26	94	C2		Chris LEVETT-PRINSEP	Austin Healey 3000 MkII	16:29.442	10	2 LAPS	71.10 1:36.618
27	88	B3		Andy SOMERVILLE	Triumph TR4	16:37.855	10	2 LAPS	70.50 1:36.359
28	23	B2		Douglas MARTIN	Alfa Romeo Giulia Spyder	16:39.548	10	2 LAPS	70.38 1:36.725
29	21	C2		Per JONSSON	Jaguar E-Type	17:16.619	10	2 LAPS	67.86 1:39.885
30	84	B2		Beverley PHILLIPS	MG B	16:24.940	9	3 LAPS	64.27 1:46.181

### NOT CLASSIFIED

41	SRE			Gareth JACKSON	Nerus Silhouette	8:25.971	6	D.N.F.	83.33 1:21.331
4	B1			John WATSON	Lotus Elan	9:06.837	6	D.N.F.	77.10 1:28.132
7	SRC			Nick THOMPSON	Elva Mk7S	9:15.918	6	D.N.F.	75.84 1:28.996
17	C2			Robert FARRELL	Jaguar E-Type	6:37.618	4	D.N.F.	70.60 1:32.592
78	SRD			Jeremy COTTINGHAM	Chevron B8	1:27.341	1	D.N.F.	79.39 1:27.341
42	SRD			Simon LEIGHTON	Chevron B8	1:34.561	1	D.N.F.	73.33 1:34.561

### FASTEST LAP

12	SRD			Ross MAXWELL	Chevron B8	1:18.559	3	89.69mph	144.34kph
41	SRE			Gareth JACKSON	Nerus Silhouette	1:21.331	4	86.63mph	139.42kph
72	D			Jamie BOOT	TVR Griffith 400	1:23.332	3	84.55mph	136.08kph
51	B1			Michael SCHRYVER	Lotus Elan 26R	1:23.501	3	84.38mph	135.80kph
19	C2			Steve TANDY	Jaguar E-Type	1:23.751	3	84.13mph	135.40kph
11	SRB			Andy SHEPHERD	Lotus 23C	1:24.300	11	83.58mph	134.51kph
16	SRA			Crispin HARRIS	Lister Jaguar	1:25.575	12	82.34mph	132.51kph
7	SRC			Nick THOMPSON	Elva Mk7S	1:28.996	6	79.17mph	127.42kph
1	B2			Robert BARRIE	Porsche 911	1:30.476	4	77.88mph	125.33kph
88	B3			Andy SOMERVILLE	Triumph TR4	1:36.359	10	73.12mph	117.68kph

Weather/Track: Sun /Dry

These results are provisional until the conclusion of any judicial and technical matters.

Donington Park  
Circuit Length = 1.9573 miles.  
Start: 16:03 End: 16:19

Clerk of the Course:		Timekeeper:
----------------------	--	-------------



# HSCC Guards Trophy with Dunlop Tyres

## RACE - LAP ANALYSIS - Donington Park - 5 April 2009

<b>1</b>	<b>Robert BARRIE</b>	Porsche 911
1 - 1:42.486	6 - 1:32.365	11 - 1:35.349
2 - 1:30.739	7 - 1:35.268	
3 - 1:31.740	8 - 1:32.120	
4 - <b>1:30.476</b>	9 - 1:31.830	
5 - 1:31.032	10 - 1:32.206	
<b>2</b>	<b>Stuart TIZZARD</b>	Lenham Spider
1 - 1:26.850	6 - 1:19.793	11 - 1:22.920
2 - 1:22.020	7 - 1:22.295	12 - 1:20.393
3 - <b>1:19.005</b>	8 - 1:23.361	
4 - 1:20.460	9 - 1:21.669	
5 - 1:19.486	10 - 1:20.736	
<b>4</b>	<b>John WATSON</b>	Lotus Elan
1 - 1:40.624	6 - <b>1:28.132</b>	
2 - 1:29.801		
3 - 1:28.493		
4 - 1:30.174		
5 - 1:29.613		
<b>5</b>	<b>Michael MOORE</b>	Jaguar E-Type
1 - 1:35.614	6 - 1:27.844	11 - 1:26.606
2 - 1:27.488	7 - 1:27.221	12 - <b>1:25.427</b>
3 - 1:26.781	8 - 1:27.754	
4 - 1:27.245	9 - 1:27.102	
5 - 1:26.916	10 - 1:28.570	
<b>6</b>	<b>David BETTS</b>	Ford Shelby Mustang GT 350
1 - 1:40.134	6 - 1:31.593	11 - 1:35.372
2 - 1:32.449	7 - 1:36.319	
3 - 1:31.949	8 - 1:32.712	
4 - <b>1:30.196</b>	9 - 1:31.608	
5 - 1:30.624	10 - 1:32.456	
<b>7</b>	<b>Nick THOMPSON</b>	Elva Mk7S
1 - 1:45.560	6 - <b>1:28.996</b>	
2 - 1:31.110		
3 - 1:30.806		
4 - 1:29.668		
5 - 1:29.778		
<b>11</b>	<b>Andy SHEPHERD</b>	Lotus 23C
1 - 1:34.336	6 - 1:25.388	11 - <b>1:24.300</b>
2 - 1:24.728	7 - 1:25.813	12 - 1:30.228P
3 - 1:24.512	8 - 1:29.170	
4 - 1:24.379	9 - 1:29.445	
5 - 1:29.091	10 - 1:25.569	

Weather/Track: Sun /Dry

www.mstworld.com

Page 1 of 6

Donington Park  
Circuit Length = 1.9573 miles.  
Start: 16:03 End: 16:19

Printed - 16:23 Sunday, 05 April 2009

**HSCC Guards Trophy with Dunlop Tyres**  
**RACE - LAP ANALYSIS - Donington Park - 5 April 2009**  
 (contd.)

<b>12</b>	<b>Ross MAXWELL</b>	Chevron B8
1 - 1:28.321	6 - 1:19.864	11 - 1:23.128
2 - 1:24.026	7 - 1:21.329	12 - 1:20.490
3 - <b>1:18.559</b>	8 - 1:23.613	
4 - 1:18.813	9 - 1:22.112	
5 - 1:18.778	10 - 1:20.737	
<b>14</b>	<b>Andy NEWALL</b>	Chevron B8
1 - 1:26.112	6 - 1:19.572	11 - 1:22.590
2 - 1:19.265	7 - 1:21.526	12 - 1:21.146
3 - <b>1:18.707</b>	8 - 1:25.104	
4 - 1:22.703	9 - 1:22.112	
5 - 1:18.749	10 - 1:20.636	
<b>16</b>	<b>Crispin HARRIS</b>	Lister Jaguar
1 - 1:38.316	6 - 1:26.882	11 - 1:26.705
2 - 1:29.793	7 - 1:27.718	12 - <b>1:25.575</b>
3 - 1:26.719	8 - 1:26.817	
4 - 1:25.823	9 - 1:27.327	
5 - 1:25.610	10 - 1:27.790	
<b>17</b>	<b>Robert FARRELL</b>	Jaguar E-Type
1 - 1:45.499		
2 - 1:33.453		
3 - <b>1:32.592</b>		
4 - 1:46.074P		
<b>19</b>	<b>Steve TANDY</b>	Jaguar E-Type
1 - 1:33.757	6 - 1:24.522	11 - 1:24.314
2 - 1:24.714	7 - 1:29.161	12 - 1:28.924
3 - <b>1:23.751</b>	8 - 1:27.191	
4 - 1:24.417	9 - 1:25.008	
5 - 1:24.423	10 - 1:24.482	
<b>20</b>	<b>Phil BENNETT</b>	Lister Jaguar
1 - 1:51.464		
2 - <b>1:34.170</b>		
3 - 2:06.166P		
<b>21</b>	<b>Per JONSSON</b>	Jaguar E-Type
1 - 1:57.577	6 - 1:41.971	
2 - 1:44.479	7 - <b>1:39.885</b>	
3 - 1:43.437	8 - 1:40.481	
4 - 1:43.420	9 - 1:42.013	
5 - 1:42.830	10 - 1:40.526	

**HSCC Guards Trophy with Dunlop Tyres**  
**RACE - LAP ANALYSIS - Donington Park - 5 April 2009**  
 (contd.)

<b>23</b>	<b>Douglas MARTIN</b>	Alfa Romeo Giulia Spyder
1 - 1:54.971	6 - 1:38.736	
2 - 1:38.051	7 - 1:38.800	
3 - 1:39.969	8 - 1:38.119	
4 - 1:38.184	9 - 1:37.928	
5 - 1:38.065	10 - <b>1:36.725</b>	
<b>24</b>	<b>Chris REA</b>	Lotus Elan 26R
1 - 1:48.512	6 - 1:32.792	11 - 1:31.398
2 - 1:32.915	7 - 1:30.824	
3 - 1:32.363	8 - 1:32.101	
4 - 1:32.191	9 - <b>1:30.675</b>	
5 - 1:31.884	10 - 1:31.752	
<b>26</b>	<b>Sean McCLURG</b>	Chevron B6
1 - 1:25.963	6 - 1:20.244	11 - 1:25.407
2 - 1:20.882	7 - 1:24.064	12 - 1:20.505
3 - <b>1:19.155</b>	8 - 1:19.782	
4 - 1:39.223	9 - 1:31.550	
5 - 1:23.371	10 - 1:22.042	
<b>28</b>	<b>Barry SEWELL</b>	Marcos GT
1 - 1:52.473	6 - 1:29.568	11 - <b>1:26.466</b>
2 - 1:32.157	7 - 1:28.069	
3 - 1:28.268	8 - 1:32.011	
4 - 1:27.450	9 - 1:30.486	
5 - 1:27.410	10 - 1:26.749	
<b>33</b>	<b>Chris PHILLIPS</b>	Lola Mk1
1 - 1:43.016	6 - 1:30.829	11 - 1:31.687
2 - 1:31.397	7 - 1:36.733	
3 - 1:31.213	8 - 1:32.127	
4 - <b>1:30.368</b>	9 - 1:31.218	
5 - 1:31.677	10 - 1:32.185	
<b>40</b>	<b>Ted WILLIAMS</b>	Ginetta G16
1 - 1:26.281	6 - 1:20.384	11 - 1:22.559
2 - 1:21.894	7 - 1:22.558	12 - 1:21.045
3 - <b>1:18.784</b>	8 - 1:23.579	
4 - 1:20.698	9 - 1:21.542	
5 - 1:18.874	10 - 1:20.428	
<b>41</b>	<b>Gareth JACKSON</b>	Nerus Silhouette
1 - 1:27.954	6 - 1:28.075	
2 - 1:24.971		
3 - 1:21.785		
4 - <b>1:21.331</b>		
5 - 1:21.855		

**HSCC Guards Trophy with Dunlop Tyres**  
**RACE - LAP ANALYSIS - Donington Park - 5 April 2009**  
 (contd.)

<b>42</b>	<b>Simon LEIGHTON</b>	Chevron B8
1 - <b>1:34.561</b>		
<b>47</b>	<b>Peter TOGNOLA</b>	Porsche 911
1 - 1:51.481    6 - 1:35.979 2 - 1:37.071    7 - 1:37.783 3 - 1:35.913    8 - 1:35.815 4 - <b>1:35.353</b> 9 - 1:35.484 5 - 1:37.466    10 - 1:36.475		
<b>51</b>	<b>Michael SCHRYVER</b>	Lotus Elan 26R
1 - 1:32.088    6 - 1:23.749    11 - 1:25.112 2 - 1:23.896    7 - 1:26.864    12 - 1:26.259 3 - <b>1:23.501</b> 8 - 1:29.832 4 - 1:24.482    9 - 1:24.281 5 - 1:25.237    10 - 1:25.303		
<b>55</b>	<b>Paul CASTALDINI</b>	Jaguar E-Type
1 - 1:41.235    6 - <b>1:27.867</b> 11 - 1:29.252 2 - 1:30.883    7 - 1:28.731 3 - 1:28.837    8 - 1:31.098 4 - 1:29.085    9 - 1:32.474 5 - 1:28.487    10 - 1:29.953		
<b>60</b>	<b>Steve HODGES</b>	Chevron B8
1 - 1:26.543    6 - 1:20.062    11 - 1:22.653 2 - 1:21.104    7 - 1:20.731    12 - 1:21.228 3 - <b>1:18.849</b> 8 - 1:24.725 4 - 1:21.538    9 - 1:21.648 5 - 1:19.064    10 - 1:21.045		
<b>64</b>	<b>Martin RICHARDSON</b>	MG B
1 - 1:50.002    6 - 1:31.901    11 - 1:31.446 2 - 1:33.735    7 - 1:32.123 3 - 1:32.818    8 - 1:32.583 4 - 1:31.651    9 - 1:31.656 5 - <b>1:31.115</b> 10 - 1:31.219		
<b>71</b>	<b>Peter VAN SMIRREN</b>	Lotus Elan 26R
1 - 1:54.234    6 - 1:30.450    11 - 1:30.980 2 - 1:35.661    7 - 1:31.239 3 - 1:33.764    8 - 1:31.963 4 - 1:29.821    9 - 1:30.069 5 - 1:29.162    10 - <b>1:29.113</b>		

Weather/Track: Sun /Dry

**HSCC Guards Trophy with Dunlop Tyres**  
**RACE - LAP ANALYSIS - Donington Park - 5 April 2009**  
 (contd.)

<b>72</b>	<b>Jamie BOOT</b>	TVR Griffith 400
1 - 1:31.017	6 - 1:24.395	11 - 1:25.042
2 - 1:23.815	7 - 1:26.961	12 - 1:27.338
3 - <b>1:23.332</b>	8 - 1:25.494	
4 - 1:23.475	9 - 1:25.272	
5 - 1:23.625	10 - 1:24.807	
<b>78</b>	<b>Jeremy COTTINGHAM</b>	Chevron B8
1 - <b>1:27.341</b>		
<b>79</b>	<b>Simon GARRAD</b>	TVR 400 Griffith
1 - 1:31.408	6 - 1:24.769	11 - 1:24.728
2 - 1:23.817	7 - 1:28.839	12 - 1:29.581
3 - <b>1:23.741</b>	8 - 1:26.971	
4 - 1:25.986	9 - 1:24.295	
5 - 1:25.308	10 - 1:24.733	
<b>84</b>	<b>Beverley PHILLIPS</b>	MG B
1 - 2:00.169	6 - 1:51.143	
2 - 1:47.626	7 - 1:49.798	
3 - 1:47.622	8 - 1:47.637	
4 - 1:46.964	9 - 1:47.800	
5 - <b>1:46.181</b>		
<b>88</b>	<b>Andy SOMERVILLE</b>	Triumph TR4
1 - 1:54.011	6 - 1:38.537	
2 - 1:38.553	7 - 1:39.227	
3 - 1:39.897	8 - 1:38.013	
4 - 1:38.197	9 - 1:37.155	
5 - 1:37.906	10 - <b>1:36.359</b>	
<b>92</b>	<b>Simon DRABBLE</b>	Merlyn Mk6
1 - 1:37.899	6 - <b>1:29.152</b>	11 - 1:29.283
2 - 1:32.338	7 - 1:31.661	
3 - 1:29.993	8 - 1:35.849	
4 - 1:30.105	9 - 1:31.693	
5 - 1:29.876	10 - 1:29.278	
<b>94</b>	<b>Chris LEVETT-PRINSEP</b>	Austin Healey 3000 MkII
1 - 1:51.855	6 - 1:37.140	
2 - 1:39.410	7 - 1:37.955	
3 - 1:37.224	8 - 1:37.311	
4 - 1:36.980	9 - 1:37.761	
5 - 1:37.188	10 - <b>1:36.618</b>	

**HSCC Guards Trophy with Dunlop Tyres**  
**RACE - LAP ANALYSIS - Donington Park - 5 April 2009**  
(contd.)

<b>96</b>	<b>Dick GRAINGER</b>	Porsche 911
1 - 1:49.711	6 - 1:36.377	
2 - 1:37.580	7 - 1:37.134	
3 - 1:37.734	8 - 1:36.477	
4 - 1:36.596	9 - <b>1:36.358</b>	
5 - 1:36.867	10 - 1:38.521	
<b>98</b>	<b>Andrew BENTLEY</b>	MG B
1 - 1:46.320	6 - 1:34.371	11 - 1:33.282
2 - 1:33.236	7 - 1:32.884	
3 - 1:32.347	8 - 1:31.577	
4 - 1:33.369	9 - <b>1:30.755</b>	
5 - 1:30.978	10 - 1:33.273	

# HSCC Guards Trophy with Dunlop Tyres

## LAP CHART - RACE - Donington Park - 5 April 2009

Lap 1			Lap 2			Lap 3			Lap 4			Lap 5		
No	Behind	Laptime	No	Behind	Laptime	No	Behind	Laptime	No	Behind	Laptime	No	Behind	Laptime
26		1:25.963	14		1:19.265	14		1:18.707	14		1:22.703	14		1:18.749
14	0.149	1:26.112	26	1.468	1:20.882	26	1.916	1:19.155	40	0.870	1:20.698	40	0.995	1:18.874
40	0.318	1:26.281	60	2.270	1:21.104	60	2.412	1:18.849	60	1.247	1:21.538	60	1.562	1:19.064
60	0.580	1:26.543	40	2.798	1:21.894	40	2.875	1:18.784	2	1.548	1:20.460	2	2.285	1:19.486
2	0.887	1:26.850	2	3.493	1:22.020	2	3.791	1:19.005	12	2.932	1:18.813	12	2.961	1:18.778
78	1.378	1:27.341	12	6.970	1:24.026	12	6.822	1:18.559	20	1 LAP	2:06.166P	88	1 LAP	1:38.197
41	1.991	1:27.954	41	7.548	1:24.971	41	10.626	1:21.785	84	1 LAP	1:47.622	23	1 LAP	1:38.184
12	2.358	1:28.321	72	9.455	1:23.815	72	14.080	1:23.332	41	9.254	1:21.331	41	12.360	1:21.855
72	5.054	1:31.017	79	9.848	1:23.817	79	14.882	1:23.741	72	14.852	1:23.475	72	19.728	1:23.625
79	5.445	1:31.408	51	10.607	1:23.896	51	15.401	1:23.501	51	17.180	1:24.482	26	23.058	1:23.371
51	6.125	1:32.088	19	13.094	1:24.714	19	18.138	1:23.751	79	18.165	1:25.986	21	1 LAP	1:43.420
19	7.794	1:33.757	11	13.687	1:24.728	11	19.492	1:24.512	26	18.436	1:39.223	51	23.668	1:25.237
11	8.373	1:34.336	5	17.725	1:27.488	5	25.799	1:26.781	19	19.852	1:24.417	79	24.724	1:25.308
42	8.598	1:34.561	16	22.732	1:29.793	16	30.744	1:26.719	11	21.168	1:24.379	19	25.526	1:24.423
5	9.651	1:35.614	92	24.860	1:32.338	4	34.834	1:28.493	5	30.341	1:27.245	11	31.510	1:29.091
92	11.936	1:37.899	4	25.048	1:29.801	92	36.146	1:29.993	16	33.864	1:25.823	84	1 LAP	1:46.964
16	12.353	1:38.316	55	26.741	1:30.883	55	36.871	1:28.837	4	42.305	1:30.174	5	38.508	1:26.916
6	14.171	1:40.134	6	27.206	1:32.449	6	40.448	1:31.949	55	43.253	1:29.085	16	40.725	1:25.610
4	14.661	1:40.624	1	27.848	1:30.739	1	40.881	1:31.740	92	43.548	1:30.105	55	52.991	1:28.487
55	15.272	1:41.235	33	29.036	1:31.397	33	41.542	1:31.213	6	47.941	1:30.196	4	53.169	1:29.613
1	16.523	1:42.486	7	31.293	1:31.110	7	43.392	1:30.806	1	48.654	1:30.476	92	54.675	1:29.876
33	17.053	1:43.016	17	33.575	1:33.453	17	47.460	1:32.592	33	49.207	1:30.368	6	59.816	1:30.624
17	19.536	1:45.499	98	34.179	1:33.236	98	47.819	1:32.347	7	50.357	1:29.668	1	1:00.937	1:31.032
7	19.597	1:45.560	24	36.050	1:32.915	28	48.814	1:28.268	28	53.561	1:27.450	7	1:01.386	1:29.778
98	20.357	1:46.320	64	38.360	1:33.735	24	49.706	1:32.363	98	58.485	1:33.369	33	1:02.135	1:31.677
24	22.549	1:48.512	28	39.253	1:32.157	64	52.471	1:32.818	24	59.194	1:32.191	28	1:02.222	1:27.410
96	23.748	1:49.711	20	40.257	1:34.170	71	59.575	1:33.764	64	1:01.419	1:31.651	98	1:10.714	1:30.978
64	24.039	1:50.002	96	41.914	1:37.580	47	1:00.381	1:35.913	71	1:06.693	1:29.821	24	1:12.329	1:31.884
20	25.501	1:51.464	47	43.175	1:37.071	96	1:00.941	1:37.734	17	1:10.831	1:46.074P	64	1:13.785	1:31.115
47	25.518	1:51.481	71	44.518	1:35.661	94	1:04.405	1:37.224	47	1:13.031	1:35.353	71	1:17.106	1:29.162
94	25.892	1:51.855	94	45.888	1:39.410	88	1:08.377	1:39.897	96	1:14.834	1:36.596			
28	26.510	1:52.473	88	47.187	1:38.553	23	1:08.907	1:39.969	94	1:18.682	1:36.980			
88	28.048	1:54.011	23	47.645	1:38.051	21	1:21.409	1:43.437						
71	28.271	1:54.234	21	56.679	1:44.479									
23	29.008	1:54.971	84	1:02.418	1:47.626									
21	31.614	1:57.577												
84	34.206	2:00.169												

Weather/Track: Sun /Dry

www.mstworld.com

Page 1 of 3

Donington Park  
Circuit Length = 1.9573 miles.  
Start: 16:03 End: 16:19

Printed - 16:23 Sunday, 05 April 2009

**HSCC Guards Trophy with Dunlop Tyres**  
**LAP CHART - RACE - Donington Park - 5 April 2009**  
 (contd.)

Lap 6			Lap 7			Lap 8			Lap 9			Lap 10		
No	Behind	Laptime	No	Behind	Laptime	No	Behind	Laptime	No	Behind	Laptime	No	Behind	Laptime
14		1:19.572	14		1:21.526	14		1:25.104	14		1:22.112	14		1:20.636
40	1.807	1:20.384	60	1.257	1:20.731	60	0.878	1:24.725	60	0.414	1:21.648	40	0.536	1:20.428
60	2.052	1:20.062	40	2.839	1:22.558	40	1.314	1:23.579	40	0.744	1:21.542	60	0.823	1:21.045
2	2.506	1:19.793	12	3.056	1:21.329	6	1 LAP	1:36.319	2	1.089	1:21.669	2	1.189	1:20.736
12	3.253	1:19.864	2	3.275	1:22.295	2	1.532	1:23.361	12	1.565	1:22.112	12	1.666	1:20.737
47	1 LAP	1:37.466	98	1 LAP	1:34.371	12	1.565	1:23.613	92	1 LAP	1:35.849	55	1 LAP	1:32.474
96	1 LAP	1:36.867	24	1 LAP	1:32.792	1	1 LAP	1:35.268	28	1 LAP	1:32.011	28	1 LAP	1:30.486
94	1 LAP	1:37.188	64	1 LAP	1:31.901	33	1 LAP	1:36.733	6	1 LAP	1:32.712	92	1 LAP	1:31.693
41	20.863	1:28.075	71	1 LAP	1:30.450	84	2 LAPS	1:51.143	1	1 LAP	1:32.120	21	2 LAPS	1:40.481
88	1 LAP	1:37.906	26	26.268	1:24.064	24	1 LAP	1:30.824	33	1 LAP	1:32.127	6	1 LAP	1:31.608
26	23.730	1:20.244	47	1 LAP	1:35.979	64	1 LAP	1:32.123	24	1 LAP	1:32.101	1	1 LAP	1:31.830
23	1 LAP	1:38.065	96	1 LAP	1:36.377	98	1 LAP	1:32.884	98	1 LAP	1:31.577	33	1 LAP	1:31.218
72	24.551	1:24.395	72	29.986	1:26.961	71	1 LAP	1:31.239	64	1 LAP	1:32.583	24	1 LAP	1:30.675
51	27.845	1:23.749	94	1 LAP	1:37.140	26	20.946	1:19.782	71	1 LAP	1:31.963	98	1 LAP	1:30.755
79	29.921	1:24.769	51	33.183	1:26.864	72	30.376	1:25.494	26	30.384	1:31.550	26	31.790	1:22.042
19	30.476	1:24.522	79	37.234	1:28.839	51	37.911	1:29.832	72	33.536	1:25.272	71	1 LAP	1:30.069
11	37.326	1:25.388	19	38.111	1:29.161	79	39.101	1:26.971	84	2 LAPS	1:49.798	64	1 LAP	1:31.656
21	1 LAP	1:42.830	88	1 LAP	1:38.537	47	1 LAP	1:37.783	51	40.080	1:24.281	72	37.707	1:24.807
5	46.780	1:27.844	23	1 LAP	1:38.736	19	40.198	1:27.191	79	41.284	1:24.295	51	44.747	1:25.303
16	48.035	1:26.882	11	41.613	1:25.813	96	1 LAP	1:37.134	19	43.094	1:25.008	79	45.381	1:24.733
55	1:01.286	1:27.867	5	52.475	1:27.221	11	45.679	1:29.170	11	53.012	1:29.445	19	46.940	1:24.482
4	1:01.729	1:28.132	16	54.227	1:27.718	94	1 LAP	1:37.955	47	1 LAP	1:35.815	11	57.945	1:25.569
84	1 LAP	1:46.181	21	1 LAP	1:41.971	88	1 LAP	1:39.227	96	1 LAP	1:36.477	84	2 LAPS	1:47.637
92	1:04.255	1:29.152	55	1:08.491	1:28.731	23	1 LAP	1:38.800	5	1:00.115	1:27.102	47	1 LAP	1:35.484
7	1:10.810	1:28.996	92	1:14.390	1:31.661	5	55.125	1:27.754	16	1:01.155	1:27.327	5	1:08.049	1:28.570
6	1:11.837	1:31.593	28	1:18.761	1:28.069	16	55.940	1:26.817	94	1 LAP	1:37.311	16	1:08.309	1:27.790
28	1:12.218	1:29.568				55	1:14.485	1:31.098	88	1 LAP	1:38.013	96	1 LAP	1:36.358
33	1:13.392	1:30.829				21	1 LAP	1:39.885	23	1 LAP	1:38.119	94	1 LAP	1:37.761
1	1:13.730	1:32.365												



**HSCC Guards Trophy with Dunlop Tyres**  
**LAP CHART - RACE - Donington Park - 5 April 2009**  
 (contd.)

Lap 11			Lap 12			Lap 13			Lap 14			Lap 15		
No	Behind	Laptime	No	Behind	Laptime	No	Behind	Laptime	No	Behind	Laptime	No	Behind	Laptime
14		1:22.590	14		1:21.146									
40	0.505	1:22.559	40	0.404	1:21.045									
60	0.886	1:22.653	47	2 LAPS	1:36.475									
2	1.519	1:22.920	2	0.766	1:20.393									
12	2.204	1:23.128	60	0.968	1:21.228									
88	2 LAPS	1:37.155	12	1.548	1:20.490									
23	2 LAPS	1:37.928	96	2 LAPS	1:38.521									
55	1 LAP	1:29.953	84	3 LAPS	1:47.800									
28	1 LAP	1:26.749	94	2 LAPS	1:36.618									
92	1 LAP	1:29.278	88	2 LAPS	1:36.359									
6	1 LAP	1:32.456	55	1 LAP	1:29.252									
1	1 LAP	1:32.206	23	2 LAPS	1:36.725									
33	1 LAP	1:32.185	28	1 LAP	1:26.466									
26	34.607	1:25.407	92	1 LAP	1:29.283									
71	1 LAP	1:29.113	26	33.966	1:20.505									
24	1 LAP	1:31.752	33	1 LAP	1:31.687									
21	2 LAPS	1:42.013	72	46.351	1:27.338									
72	40.159	1:25.042	6	1 LAP	1:35.372									
64	1 LAP	1:31.219	1	1 LAP	1:35.349									
98	1 LAP	1:33.273	71	1 LAP	1:30.980									
51	47.269	1:25.112	24	1 LAP	1:31.398									
79	47.519	1:24.728	64	1 LAP	1:31.446									
19	48.664	1:24.314	51	52.382	1:26.259									
11	59.655	1:24.300	98	1 LAP	1:33.282									
5	1:12.065	1:26.606	79	55.954	1:29.581									
16	1:12.424	1:26.705	19	56.442	1:28.924									
			21	2 LAPS	1:40.526									
			11	1:08.737	1:30.228P									
			5	1:16.346	1:25.427									
			16	1:16.853	1:25.575									

**HSCC Classic Racing Cars with Chartland Properties Ltd**  
**QUALIFYING Race 7 - Donington Park - 5 April 2009**

POS	NO	CL	NAT	ENTRY	TIME	LAPS	GAP	MPH	
1	51	G		Geoff FARMER	Brabham BT18	1:19.507	11		88.62
2	1	G		Ian GRAY	Brabham BT16	1:20.561	9	1.054	87.46
3	16	G		Grant CLEARWATER	Brabham BT16	1:20.561	12	1.054	87.46
4	74	G		Jon WAGGITT	Brabham BT18	1:21.999	12	2.492	85.93
5	71	D		Chris HOLLAND	Brabham BT21	1:24.038	12	4.531	83.84
6	45	G		Ronnie HAINES	Cooper T82	1:24.065	12	4.558	83.81
7	9	G		Anthony GODDARD	Merlyn Mk9	1:24.248	5	4.741	83.63
8	23	D		Paul McMORRAN	Crossle 17F	1:24.359	11	4.852	83.52
9	59	G		Neil BOWMAN	Lotus 59	1:24.705	11	5.198	83.18
10	73	G		John RAND	Palliser WDB2	1:25.205	11	5.698	82.69
11	81	D		Stephen WILKINSON	Brabham BT21	1:26.015	7	6.508	81.91
12	88	C		Michael SCOTT	Brabham BT30	1:27.267	5	7.760	80.74
13	8	G		Rodger NEWMAN	Brabham BT14	1:29.730	11	10.223	78.52
14	68	F		Rob HEDLEY	Merlyn Mk11A	1:29.982	11	10.475	78.30
15	15	F		Gareth PAUL	Merlyn Mk17A	1:31.373	10	11.866	77.11
16	55	F		Rachel ARNOLD	Merlyn Mk20	1:31.593	7	12.086	76.93
17	65	F		Terry FULLERTON	Merlyn 11A	1:35.656	6	16.149	73.66
18	56	G		Cliff GIDDENS	Brabham BT16	1:40.624	5	21.117	70.02
19	43	G		Geoff WILLIAMS	Cooper T43	1:52.519	5	33.012	62.62
20	96	D		Keith MESSER	Vesey Ford	7:42.390	1	6:22.883	15.23

**Weather/Track: Sun /Dry**

**These results are provisional until the conclusion of any judicial and technical matters.**

Donington Park  
 Circuit Length = 1.9573 miles.  
 Start: 11:31 End: 11:46

Clerk of the Course:		Timekeeper:
----------------------	--	-------------

**HSCC Classic Racing Cars with Chartland Properties Ltd**  
**QUALIFYING - LAP ANALYSIS - Donington Park - 5 April 2009**

<b>1</b>	<b>Ian GRAY</b>	Brabham BT16	
1 -	7:19.651	6 - 1:21.694	
2 -	1:31.847	7 - 1:26.845	
3 -	1:22.651	8 - 1:28.844P	
4 -	<b>1:20.561</b>	9 - 2:42.806P	
5 -	1:20.992		
<b>8</b>	<b>Rodger NEWMAN</b>	Brabham BT14	
1 -	7:39.977	6 - 1:30.475	11 - <b>1:29.730</b>
2 -	1:45.613	7 - 1:30.197	
3 -	1:35.558	8 - 1:30.620	
4 -	1:32.917	9 - 1:31.525	
5 -	1:32.743	10 - 1:30.370	
<b>9</b>	<b>Anthony GODDARD</b>	Merlyn Mk9	
1 -	X:00.000		
2 -	1:31.605		
3 -	1:25.573		
4 -	1:24.764		
5 -	<b>1:24.248</b>		
<b>15</b>	<b>Gareth PAUL</b>	Merlyn Mk17A	
1 -	7:41.411	6 - 1:31.696	
2 -	1:46.421	7 - 1:32.825	
3 -	1:37.623	8 - 1:39.583	
4 -	1:36.413	9 - <b>1:31.373</b>	
5 -	1:34.801	10 - 1:46.345P	
<b>16</b>	<b>Grant CLEARWATER</b>	Brabham BT16	
1 -	7:25.724	6 - 1:25.670	11 - 1:21.097
2 -	1:39.491	7 - <b>1:20.561</b>	12 - 1:23.215
3 -	1:24.979	8 - 1:24.089	
4 -	1:23.076	9 - 1:30.608	
5 -	1:24.148	10 - 1:27.366	
<b>23</b>	<b>Paul McMORRAN</b>	Crossle 17F	
1 -	7:42.707	6 - 1:25.772	11 - 1:25.743
2 -	1:43.033	7 - 1:24.445	
3 -	1:28.149	8 - 1:24.764	
4 -	1:26.700	9 - 1:27.335	
5 -	1:26.136	10 - <b>1:24.359</b>	

Weather/Track: Sun /Dry

www.mstworld.com

Page 1 of 4

Donington Park  
 Circuit Length = 1.9573 miles.  
 Start: 11:31 End: 11:46

Printed - 11:50 Sunday, 05 April 2009

**HSCC Classic Racing Cars with Chartland Properties Ltd**  
**QUALIFYING - LAP ANALYSIS - Donington Park - 5 April 2009**  
 (contd.)

<b>43</b>	<b>Geoff WILLIAMS</b>	Cooper T43
1 - X:00.000 2 - 1:55.357 3 - 1:54.010 4 - 1:54.010 5 - <b>1:52.519</b>		
<b>45</b>	<b>Ronnie HAINES</b>	Cooper T82
1 - 7:23.931    6 - 1:25.912    11 - 1:24.498 2 - 1:38.396    7 - <b>1:24.065</b> 12 - 1:24.251 3 - 1:26.639    8 - 1:25.224 4 - 1:24.290    9 - 1:25.675 5 - 1:25.086    10 - 1:27.918		
<b>51</b>	<b>Geoff FARMER</b>	Brabham BT18
1 - 7:31.841    6 - 1:20.788    11 - 1:33.948P 2 - 1:41.394    7 - 1:21.096 3 - 1:29.546    8 - 1:20.512 4 - 1:23.289    9 - 1:23.678 5 - 1:21.833    10 - <b>1:19.507</b>		
<b>55</b>	<b>Rachel ARNOLD</b>	Merlyn Mk20
1 - X:00.000    6 - 1:32.391 2 - 1:39.047    7 - <b>1:31.593</b> 3 - 1:35.624 4 - 1:34.073 5 - 1:33.096		
<b>56</b>	<b>Cliff GIDDENS</b>	Brabham BT16
1 - 7:24.900 2 - 1:43.124 3 - <b>1:40.624</b> 4 - 1:45.557P 5 - 6:27.910P		
<b>59</b>	<b>Neil BOWMAN</b>	Lotus 59
1 - 7:37.983    6 - 1:26.645    11 - 1:26.559 2 - 1:37.506    7 - 1:27.056 3 - 1:30.887    8 - 1:24.763 4 - 1:26.753    9 - 1:25.768 5 - 1:29.665    10 - <b>1:24.705</b>		

Weather/Track: Sun /Dry

www.mstworld.com

Page 2 of 4

Donington Park  
 Circuit Length = 1.9573 miles.  
 Start: 11:31    End: 11:46

Printed - 11:50 Sunday, 05 April 2009

**HSCC Classic Racing Cars with Chartland Properties Ltd**  
**QUALIFYING - LAP ANALYSIS - Donington Park - 5 April 2009**  
 (contd.)

<b>65</b>	<b>Terry FULLERTON</b>	Merlyn 11A
1 - X:00.000	6 - 1:37.081	
2 - 1:38.693		
3 - <b>1:35.656</b>		
4 - 1:37.759		
5 - 1:35.946		
<b>68</b>	<b>TBD</b>	
1 - 7:39.297	6 - <b>1:29.982</b>	11 - 1:32.372
2 - 1:45.153	7 - 1:31.015	
3 - 1:37.580	8 - 1:30.278	
4 - 1:34.352	9 - 1:30.168	
5 - 1:33.158	10 - 1:30.063	
<b>71</b>	<b>Chris HOLLAND</b>	Brabham BT21
1 - 7:21.042	6 - 1:26.789	11 - 1:24.118
2 - 1:35.518	7 - 1:24.944	12 - <b>1:24.038</b>
3 - 1:28.441	8 - 1:25.004	
4 - 1:26.695	9 - 1:25.286	
5 - 1:27.408	10 - 1:26.966	
<b>73</b>	<b>John RAND</b>	Palliser WDB2
1 - 7:31.667	6 - 1:28.206	11 - 1:26.607
2 - 1:44.357	7 - 1:27.979	
3 - 1:30.934	8 - 1:25.530	
4 - 1:30.151	9 - <b>1:25.205</b>	
5 - 1:29.316	10 - 1:31.643	
<b>74</b>	<b>Jon WAGGITT</b>	Brabham BT18
1 - 7:21.805	6 - 1:26.495	11 - 1:27.542
2 - 1:36.571	7 - 1:23.676	12 - 1:24.726
3 - 1:26.960	8 - 1:23.659	
4 - 1:24.531	9 - 1:28.017	
5 - <b>1:21.999</b>	10 - 1:23.838	
<b>81</b>	<b>Stephen WILKINSON</b>	Brabham BT21
1 - X:00.000	6 - 1:27.006	
2 - 1:32.984	7 - <b>1:26.015</b>	
3 - 1:26.654		
4 - 1:27.407		
5 - 1:27.109		

Weather/Track: Sun /Dry

www.mstworld.com

Page 3 of 4


Donington Park  
 Circuit Length = 1.9573 miles.  
 Start: 11:31 End: 11:46

Printed - 11:50 Sunday, 05 April 2009

**HSCC Classic Racing Cars with Chartland Properties Ltd**  
**QUALIFYING - LAP ANALYSIS - Donington Park - 5 April 2009**  
(contd.)

<b>88</b>	<b>Michael SCOTT</b>	Brabham BT30
1 -	7:26.883	
2 -	1:41.597	
3 -	<b>1:27.267</b>	
4 -	1:32.995	
5 -	1:43.540P	
<b>96</b>	<b>Keith MESSER</b>	Vesey Ford
1 -	<b>7:42.390</b>	

**HSCC Classic Racing Cars with Chartland Properties Ltd**  
**GRID FOR RACE 7 - Donington Park - 5 April 2009**

ROW 10	43 WILLIAMS	96 MESSER
ROW 9	65 FULLERTON	56 GIDDENS
ROW 8	15 PAUL	55 ARNOLD
ROW 7	8 NEWMAN	68 HEDLEY
ROW 6	81 WILKINSON	88 SCOTT
ROW 5	59 BOWMAN	73 RAND
ROW 4	9 GODDARD	23 McMORRAN
ROW 3	71 HOLLAND	45 HAINES
ROW 2	16 CLEARWATER	74 WAGGITT
ROW 1	51 FARMER	1 GRAY
	<b>POLE</b>	
		

**Weather/Track: Sun /Dry**

**These results are provisional until the conclusion of any judicial and technical matters.**

Donington Park  
Circuit Length = 1.9573 miles.  
Start: 11:31 End: 11:46

Clerk of the Course:

Timekeeper:

**HSCC Classic Racing Cars with Chartland Properties Ltd**  
**AMENDED RACE 7 CLASSIFICATION - Donington Park - 5 April 2009**

POS	NO	CL	NAT	ENTRY	TIME	LAPS	GAP	MPH	BEST
1	51	G		<b>Geoff FARMER</b>	Brabham BT18	16:19.704	12		1:19.001
2	16	G		<b>Grant CLEARWATER</b>	Brabham BT16	16:20.743	12	1.039	1:19.076
3	1	G		<b>Ian GRAY</b>	Brabham BT16	16:44.070	12	24.366	1:19.280
4	88	C		<b>Michael SCOTT</b>	Brabham BT30	16:45.217	12	25.513	1:18.984
5	74	G		<b>Jon WAGGITT</b>	Brabham BT18	16:52.337	12	32.633	1:20.737
6	59	G		<b>Neil BOWMAN</b>	Lotus 59	16:52.850	12	33.146	1:20.838
7	23	D		<b>Paul McMORRAN</b>	Crossle 17F	17:13.752	12	54.048	1:23.804
8	45	G		<b>Ronnie HAINES</b>	Cooper T82	17:23.754	12	1:04.050	1:25.146
9	71	D		<b>Chris HOLLAND</b>	Brabham BT21	17:24.686	12	1:04.982	1:24.837
10	81	D		<b>Stephen WILKINSON</b>	Brabham BT21	17:32.845	12	1:13.141	1:26.143
11	73	G		<b>John RAND</b>	Palliser WDB2	16:35.949	11	1 LAP	1:28.652
12	68	F		<b>Rob HEDLEY</b>	Merlyn Mk11A	16:40.624	11	1 LAP	1:29.407
13	8	G		<b>Rodger NEWMAN</b>	Brabham BT14	16:45.319	11	1 LAP	1:28.665
14	15	F		<b>Gareth PAUL</b>	Merlyn Mk17A	17:11.911	11	1 LAP	1:30.998
15	65	F		<b>Terry FULLERTON</b>	Merlyn 11A	17:29.777	11	1 LAP	1:31.244
16	55	F		<b>Rachel ARNOLD</b>	Merlyn Mk20	17:19.609	10	2 LAPS	1:35.024
17	43	G		<b>Geoff WILLIAMS</b>	Cooper T43	16:29.202	9	3 LAPS	1:47.517

NOT CLASSIFIED

96	D			<b>Keith MESSER</b>	Vesey Ford	15:47.820	10	D.N.F.	74.22	1:31.066
----	---	--	--	---------------------	------------	-----------	----	--------	-------	----------

FASTEST LAP

88	C			<b>Michael SCOTT</b>	Brabham BT30	1:18.984	11	89.21mph	143.57kph
51	G			<b>Geoff FARMER</b>	Brabham BT18	1:19.001	10	89.19mph	143.54kph
23	D			<b>Paul McMORRAN</b>	Crossle 17F	1:23.804	12	84.08mph	135.31kph
68	F			<b>Rob HEDLEY</b>	Merlyn Mk11A	1:29.407	3	78.81mph	126.83kph

Car 59, +2 second penalty, ref. Regulation G80.

Weather/Track: Sun /Dry

These results are provisional until the conclusion of any judicial and technical matters.

Donington Park

Circuit Length = 1.9573 miles.

Start: 16:36 End: 16:52

Clerk of the Course:

Timekeeper:



**HSCC Classic Racing Cars with Chartland Properties Ltd**  
**RACE - LAP ANALYSIS - Donington Park - 5 April 2009**

<b>1</b>	<b>Ian GRAY</b>	Brabham BT16
1 - 1:29.022	6 - 1:22.758	11 - 1:23.583
2 - 1:20.853	7 - 1:24.071	12 - 1:25.230
3 - 1:19.832	8 - 1:23.451	
4 - 1:20.622	9 - 1:32.166	
5 - <b>1:19.280</b>	10 - 1:23.202	
<b>8</b>	<b>Rodger NEWMAN</b>	Brabham BT14
1 - 1:39.970	6 - 1:30.764	11 - 1:30.684
2 - 1:29.765	7 - 1:30.911	
3 - 1:30.530	8 - 1:30.358	
4 - 1:32.558	9 - 1:30.755	
5 - 1:30.359	10 - <b>1:28.665</b>	
<b>15</b>	<b>Gareth PAUL</b>	Merlyn Mk17A
1 - 1:41.667	6 - <b>1:30.998</b>	11 - 1:31.571
2 - 1:32.429	7 - 1:39.712	
3 - 1:32.714	8 - 1:32.251	
4 - 1:31.875	9 - 1:33.123	
5 - 1:32.620	10 - 1:32.951	
<b>16</b>	<b>Grant CLEARWATER</b>	Brabham BT16
1 - 1:29.438	6 - 1:20.827	11 - 1:20.357
2 - 1:20.988	7 - 1:20.487	12 - 1:21.806
3 - 1:20.752	8 - 1:25.277	
4 - 1:20.072	9 - 1:19.232	
5 - <b>1:19.076</b>	10 - 1:22.431	
<b>23</b>	<b>Paul McMORRAN</b>	Crossle 17F
1 - 1:34.014	6 - 1:26.547	11 - 1:23.849
2 - 1:26.963	7 - 1:25.051	12 - <b>1:23.804</b>
3 - 1:25.278	8 - 1:24.789	
4 - 1:27.634	9 - 1:24.636	
5 - 1:26.907	10 - 1:24.280	
<b>43</b>	<b>Geoff WILLIAMS</b>	Cooper T43
1 - 1:57.925	6 - 1:51.529	
2 - <b>1:47.517</b>	7 - 1:47.791	
3 - 1:47.572	8 - 1:47.729	
4 - 1:49.127	9 - 1:49.497	
5 - 1:50.515		

Weather/Track: Sun /Dry

www.mstworld.com

Page 1 of 3

Donington Park  
 Circuit Length = 1.9573 miles.  
 Start: 16:36 End: 16:52

Printed - 16:54 Sunday, 05 April 2009

**HSCC Classic Racing Cars with Chartland Properties Ltd**  
**RACE - LAP ANALYSIS - Donington Park - 5 April 2009**  
 (contd.)

<b>45</b>	<b>Ronnie HAINES</b>	Cooper T82
1 - 1:31.036	6 - 1:26.692	11 - 1:25.242
2 - 1:27.173	7 - 1:26.692	12 - 1:25.485
3 - 1:26.346	8 - 1:26.048	
4 - 1:28.840	9 - <b>1:25.146</b>	
5 - 1:26.585	10 - 1:28.469	
<b>51</b>	<b>Geoff FARMER</b>	Brabham BT18
1 - 1:27.955	6 - 1:19.104	11 - 1:19.042
2 - 1:22.310	7 - 1:20.975	12 - 1:25.788
3 - 1:19.926	8 - 1:26.939	
4 - 1:19.419	9 - 1:19.521	
5 - 1:19.724	10 - <b>1:19.001</b>	
<b>55</b>	<b>Rachel ARNOLD</b>	Merlyn Mk20
1 - 2:33.005	6 - 1:37.893	
2 - 1:39.993	7 - 1:38.028	
3 - 1:42.547	8 - 1:38.412	
4 - 1:41.544	9 - 1:35.434	
5 - 1:37.729	10 - <b>1:35.024</b>	
<b>59</b>	<b>Neil BOWMAN</b>	Lotus 59
1 - 1:32.007	6 - 1:21.875	11 - <b>1:20.838</b>
2 - 1:26.417	7 - 1:22.365	12 - 1:22.846
3 - 1:26.128	8 - 1:22.874	
4 - 1:23.369	9 - 1:25.641	
5 - 1:25.083	10 - 1:21.407	
<b>65</b>	<b>Terry FULLERTON</b>	Merlyn 11A
1 - 1:55.058	6 - 1:33.113	11 - 1:35.008
2 - 1:34.413	7 - 1:33.236	
3 - 1:32.245	8 - 1:37.027	
4 - 1:33.068	9 - 1:32.384	
5 - <b>1:31.244</b>	10 - 1:32.981	
<b>68</b>	<b>Rob HEDLEY</b>	Merlyn Mk11A
1 - 1:36.322	6 - 1:32.293	11 - 1:29.918
2 - 1:29.487	7 - 1:30.343	
3 - <b>1:29.407</b>	8 - 1:30.387	
4 - 1:30.409	9 - 1:30.213	
5 - 1:31.957	10 - 1:29.888	

Weather/Track: Sun /Dry

www.mstworld.com

Page 2 of 3

Donington Park  
 Circuit Length = 1.9573 miles.  
 Start: 16:36 End: 16:52

Printed - 16:54 Sunday, 05 April 2009

**HSCC Classic Racing Cars with Chartland Properties Ltd**  
**RACE - LAP ANALYSIS - Donington Park - 5 April 2009**  
 (contd.)

<b>71</b>	<b>Chris HOLLAND</b>	Brabham BT21
1 - 1:33.694	6 - 1:26.687	11 - <b>1:24.837</b>
2 - 1:26.797	7 - 1:26.628	12 - 1:26.066
3 - 1:25.530	8 - 1:26.200	
4 - 1:28.171	9 - 1:24.987	
5 - 1:26.160	10 - 1:28.929	
<b>73</b>	<b>John RAND</b>	Palliser WDB2
1 - 1:33.138	6 - 1:31.228	11 - 1:29.519
2 - 1:29.861	7 - 1:29.732	
3 - 1:30.284	8 - <b>1:28.652</b>	
4 - 1:33.551	9 - 1:29.085	
5 - 1:30.532	10 - 1:30.367	
<b>74</b>	<b>Jon WAGGITT</b>	Brabham BT18
1 - 1:28.874	6 - 1:24.609	11 - 1:22.095
2 - 1:25.070	7 - 1:22.929	12 - <b>1:20.737</b>
3 - 1:25.275	8 - 1:22.651	
4 - 1:24.913	9 - 1:28.175	
5 - 1:23.951	10 - 1:23.058	
<b>81</b>	<b>Stephen WILKINSON</b>	Brabham BT21
1 - 1:35.733	6 - 1:26.733	11 - 1:27.190
2 - 1:27.611	7 - 1:26.531	12 - 1:26.198
3 - 1:27.334	8 - 1:28.476	
4 - 1:27.228	9 - <b>1:26.143</b>	
5 - 1:26.660	10 - 1:27.008	
<b>88</b>	<b>Michael SCOTT</b>	Brabham BT30
1 - 1:34.264	6 - 1:21.579	11 - <b>1:18.984</b>
2 - 1:27.267	7 - 1:21.034	12 - 1:21.385
3 - 1:24.850	8 - 1:21.432	
4 - 1:26.017	9 - 1:26.393	
5 - 1:21.424	10 - 1:20.588	
<b>96</b>	<b>Keith MESSER</b>	Vesey Ford
1 - 1:45.936	6 - 1:35.171	
2 - 1:34.072	7 - 1:33.834	
3 - 1:35.050	8 - 1:35.433	
4 - 1:32.611	9 - <b>1:31.066</b>	
5 - 1:32.153	10 - 1:32.494	

Weather/Track: Sun /Dry

**HSCC Classic Racing Cars with Chartland Properties Ltd**  
**LAP CHART - RACE - Donington Park - 5 April 2009**

Lap 1			Lap 2			Lap 3			Lap 4			Lap 5		
No	Behind	Laptime	No	Behind	Laptime	No	Behind	Laptime	No	Behind	Laptime	No	Behind	Laptime
51		1:27.955	1		1:20.853	1		1:19.832	51		1:19.419	51		1:19.724
74	0.919	1:28.874	51	0.390	1:22.310	51	0.484	1:19.926	1	0.719	1:20.622	1	0.275	1:19.280
1	1.067	1:29.022	16	0.551	1:20.988	16	1.471	1:20.752	16	1.640	1:20.072	16	0.992	1:19.076
16	1.483	1:29.438	74	4.069	1:25.070	55	1 LAP	1:39.993	43	1 LAP	1:47.572	74	18.749	1:23.951
45	3.081	1:31.036	45	8.334	1:27.173	74	9.512	1:25.275	74	14.522	1:24.913	59	23.670	1:25.083
59	4.052	1:32.007	59	8.549	1:26.417	59	14.845	1:26.128	59	18.311	1:23.369	88	24.488	1:21.424
73	5.183	1:33.138	71	10.616	1:26.797	45	14.848	1:26.346	88	22.788	1:26.017	45	30.646	1:26.585
71	5.739	1:33.694	23	11.102	1:26.963	71	16.314	1:25.530	45	23.785	1:28.840	71	31.018	1:26.160
23	6.059	1:34.014	88	11.656	1:27.267	23	16.548	1:25.278	23	24.279	1:27.634	23	31.462	1:26.907
88	6.309	1:34.264	73	13.124	1:29.861	88	16.674	1:24.850	71	24.582	1:28.171	43	1 LAP	1:49.127
81	7.778	1:35.733	81	13.469	1:27.611	81	20.971	1:27.334	55	1 LAP	1:42.547	81	35.232	1:26.660
68	8.367	1:36.322	68	15.934	1:29.487	73	23.576	1:30.284	81	28.296	1:27.228	55	1 LAP	1:41.544
8	12.015	1:39.970	8	19.860	1:29.765	68	25.509	1:29.407	68	36.015	1:30.409	73	48.032	1:30.532
15	13.712	1:41.667	15	24.221	1:32.429	8	30.558	1:30.530	73	37.224	1:33.551	68	48.248	1:31.957
96	17.981	1:45.936	96	30.133	1:34.072	15	37.103	1:32.714	8	43.213	1:32.558	8	53.848	1:30.359
65	27.103	1:55.058	65	39.596	1:34.413	96	45.351	1:35.050	15	49.075	1:31.875	15	1:01.971	1:32.620
43	29.970	1:57.925	43	55.567	1:47.517	65	52.009	1:32.245	96	58.059	1:32.611	96	1:10.488	1:32.153
55	1:05.050	2:33.005							65	1:05.174	1:33.068	65	1:16.694	1:31.244

Weather/Track: Sun /Dry

www.mstworld.com

Page 1 of 3

Donington Park  
Circuit Length = 1.9573 miles.  
Start: 16:36 End: 16:52

Printed - 16:54 Sunday, 05 April 2009

# HSCC Classic Racing Cars with Chartland Properties Ltd

## LAP CHART - RACE - Donington Park - 5 April 2009

(contd.)

Lap 6			Lap 7			Lap 8			Lap 9			Lap 10		
No	Behind	Laptime	No	Behind	Laptime	No	Behind	Laptime	No	Behind	Laptime	No	Behind	Laptime
51		1:19.104	51		1:20.975	51		1:26.939	51		1:19.521	51		1:19.001
16	2.715	1:20.827	16	2.227	1:20.487	16	0.565	1:25.277	16	0.276	1:19.232	73	1 LAP	1:29.085
1	3.929	1:22.758	96	1 LAP	1:35.171	1	3.537	1:23.451	55	2 LAPS	1:38.028	16	3.706	1:22.431
74	24.254	1:24.609	1	7.025	1:24.071	15	1 LAP	1:39.712	1	16.182	1:32.166	68	1 LAP	1:30.213
59	26.441	1:21.875	65	1 LAP	1:33.113	43	2 LAPS	1:51.529	15	1 LAP	1:32.251	8	1 LAP	1:30.755
88	26.963	1:21.579	74	26.208	1:22.929	96	1 LAP	1:33.834	88	28.387	1:26.393	1	20.383	1:23.202
45	38.234	1:26.692	88	27.022	1:21.034	65	1 LAP	1:33.236	96	1 LAP	1:35.433	88	29.974	1:20.588
71	38.601	1:26.687	59	27.831	1:22.365	88	21.515	1:21.432	59	29.886	1:25.641	59	32.292	1:21.407
23	38.905	1:26.547	23	42.981	1:25.051	74	21.920	1:22.651	74	30.574	1:28.175	15	1 LAP	1:33.123
81	42.861	1:26.733	45	43.951	1:26.692	59	23.766	1:22.874	65	1 LAP	1:37.027	55	2 LAPS	1:38.412
73	1:00.156	1:31.228	71	44.254	1:26.628	23	40.831	1:24.789	43	2 LAPS	1:47.791	74	34.631	1:23.058
68	1:01.437	1:32.293	81	48.417	1:26.531	45	43.060	1:26.048	23	45.946	1:24.636	96	1 LAP	1:31.066
43	1 LAP	1:50.515	73	1:08.913	1:29.732	71	43.515	1:26.200	45	48.685	1:25.146	65	1 LAP	1:32.384
8	1:05.508	1:30.764	68	1:10.805	1:30.343	81	49.954	1:28.476	71	48.981	1:24.987	23	51.225	1:24.280
55	1 LAP	1:37.729	8	1:15.444	1:30.911	73	1:10.626	1:28.652	81	56.576	1:26.143	45	58.153	1:28.469
15	1:13.865	1:30.998	55	1 LAP	1:37.893	68	1:14.253	1:30.387				71	58.909	1:28.929
						8	1:18.863	1:30.358				81	1:04.583	1:27.008
												43	2 LAPS	1:47.729

Weather/Track: Sun /Dry

www.mstworld.com

Page 2 of 3

Donington Park  
Circuit Length = 1.9573 miles.  
Start: 16:36 End: 16:52

Printed - 16:54 Sunday, 05 April 2009

**HSCC Classic Racing Cars with Chartland Properties Ltd**  
**LAP CHART - RACE - Donington Park - 5 April 2009**  
 (contd.)

Lap 11			Lap 12			Lap 13			Lap 14			Lap 15		
No	Behind	Laptime	No	Behind	Laptime	No	Behind	Laptime	No	Behind	Laptime	No	Behind	Laptime
51		1:19.042	51		1:25.788									
16	5.021	1:20.357	16	1.039	1:21.806									
73	1 LAP	1:30.367	43	3 LAPS	1:49.497									
68	1 LAP	1:29.888	73	1 LAP	1:29.519									
8	1 LAP	1:28.665	68	1 LAP	1:29.918									
1	24.924	1:23.583	1	24.366	1:25.230									
88	29.916	1:18.984	88	25.513	1:21.385									
59	34.088	1:20.838	8	1 LAP	1:30.684									
74	37.684	1:22.095	59	31.146	1:22.846									
15	1 LAP	1:32.951	74	32.633	1:20.737									
55	2 LAPS	1:35.434	15	1 LAP	1:31.571									
96	1 LAP	1:32.494	23	54.048	1:23.804									
23	56.032	1:23.849	55	2 LAPS	1:35.024									
65	1 LAP	1:32.981	45	1:04.050	1:25.485									
45	1:04.353	1:25.242	71	1:04.982	1:26.066									
71	1:04.704	1:24.837	65	1 LAP	1:35.008									
81	1:12.731	1:27.190	81	1:13.141	1:26.198									

Weather/Track: Sun /Dry

www.mstworld.com

Donington Park  
 Circuit Length = 1.9573 miles.  
 Start: 16:36 End: 16:52

# HSCC Historic Road Sports

## QUALIFYING Race 8 - Donington Park - 5 April 2009

POS	NO	CL	NAT	ENTRY	TIME	LAPS	GAP	MPH
1	84	C		Andrew MARLER	Lotus Elan	4		83.79
2	65	A		Julian DODD	TVR Griffith	10	0.126	83.66
3	69	C	TR	Andy SHEPHERD	Lotus Seven S2	11	0.993	82.81
4	51	C		Peter SHAW	Lotus Elan	11	1.651	82.17
5	54	C		Martin HALLIDAY	Lotus Seven S3	11	2.424	81.44
6	25	C		Jim GRANT	Lotus Elan	11	3.901	80.07
7	76	A		Tony HOWARD	Morgan Plus 8	11	4.251	79.75
8	15	B	TR	Mike EAGLES	Milano GT Mk1	6	5.559	78.59
9	31	B		James OWEN	Triumph TR5	11	5.966	78.24
10	2	D		Robert BARRIE	Porsche 911	9	6.266	77.98
11	1	B		Colin SHARP	Triumph TR5	10	6.301	77.95
12	71	E	TR	Dick COFFEY	Turner Mk1	11	6.886	77.44
13	72	C		Jim GATHERCOLE	Lotus Elan	10	7.098	77.26
14	87	C		Bill SMITH	Marcos 1600GT	10	7.271	77.12
15	16	A		Oliver PHILLIPS	Morgan Plus 8	10	7.482	76.94
16	32	E		Patrick WARD-BOOTH	Ginetta G4	10	8.063	76.46
17	94	B		Chris LEVETT-PRINSEP	Austin Healey 3000 MkII	10	8.707	75.92
18	49	E		David REES	Turner Mk2 BMC	10	9.219	75.51
19	21	D		Rebecca RUFF	Porsche 911	10	10.312	74.63
20	70	D		Richard THORNE	Morgan 4/4	10	10.859	74.20
21	50	C		Rachel WATTS	Lotus Elan	8	12.296	73.10
22	57	B		Simon KING	Morgan Plus 4	10	13.988	71.84
23	60	D		Dickon PARNELL	Triumph GT6 Mk2	8	15.147	71.00
24	91	F		Richard OWEN	Triumph TR2	6	16.688	69.91
25	99	G		George MCDONALD	MGA	9	17.986	69.02
26	42	C		Bob JORDAN	Lotus Elan	4	18.052	68.98
27	19	F		Chris GAWNE	Lancia Aurelia B20 GT	9	23.149	65.70
28	7	C		Brian ARCULUS	Marcos GT	2	26.903	63.48

Cars 15, 69, 71 require working transponders

Weather/Track: Sun /Dry

These results are provisional until the conclusion of any judicial and technical matters.

Donington Park

Circuit Length = 1.9573 miles.

Start: 11:54 End: 12:09

Clerk of the Course:

Timekeeper:

# HSCC Historic Road Sports

## QUALIFYING - LAP ANALYSIS - Donington Park - 5 April 2009

<b>1</b>	<b>Colin SHARP</b>	Triumph TR5
1 -	5:08.647	6 - 1:32.536
2 -	1:47.329	7 - 1:33.022
3 -	1:33.513	8 - 1:42.167
4 -	1:35.630	9 - <b>1:30.395</b>
5 -	1:31.927	10 - 1:32.054
<b>2</b>	<b>Robert BARRIE</b>	Porsche 911
1 -	5:26.877	6 - 1:30.988
2 -	1:45.038	7 - 1:31.360
3 -	1:35.197	8 - 1:35.809
4 -	1:31.660	9 - <b>1:30.360</b>
5 -	1:30.497	
<b>7</b>	<b>Brian ARCULUS</b>	Marcos GT
1 -	5:20.169	
2 -	<b>1:50.997</b>	
<b>15</b>	<b>Mike EAGLES</b>	TR Milano GT Mk1
1 -	5:19.301	6 - 1:47.862P
2 -	1:51.022	
3 -	1:33.990	
4 -	1:30.063	
5 -	<b>1:29.653</b>	
<b>16</b>	<b>Oliver PHILLIPS</b>	Morgan Plus 8
1 -	5:04.133	6 - 1:35.070
2 -	1:47.850	7 - <b>1:31.576</b>
3 -	1:35.959	8 - 1:43.688
4 -	1:35.904	9 - 1:36.442
5 -	1:32.746	10 - 1:34.602
<b>19</b>	<b>Chris GAWNE</b>	Lancia Aurelia B20 GT
1 -	5:06.713	6 - 1:47.625
2 -	1:53.121	7 - 1:48.242
3 -	1:49.942	8 - 1:47.602
4 -	1:48.293	9 - 1:48.816
5 -	<b>1:47.243</b>	

Cars 15, 69, 71 require working transponders  
Weather/Track: Sun /Dry



# HSCC Historic Road Sports

## QUALIFYING - LAP ANALYSIS - Donington Park - 5 April 2009

(contd.)

<b>21</b>	<b>Rebecca RUFF</b>	Porsche 911
1 - 5:11.186	6 - 1:39.401	
2 - 1:49.372	7 - 1:37.169	
3 - 1:43.430	8 - 1:37.741	
4 - 1:44.065	9 - 1:36.108	
5 - 1:38.160	10 - <b>1:34.406</b>	
<b>25</b>	<b>Jim GRANT</b>	Lotus Elan
1 - 4:49.570	6 - 1:31.920	11 - 1:29.032
2 - 1:41.440	7 - 1:28.717	
3 - 1:31.228	8 - 1:39.229	
4 - 1:28.696	9 - 1:28.433	
5 - <b>1:27.995</b>	10 - 1:29.490	
<b>31</b>	<b>James OWEN</b>	Triumph TR5
1 - 4:55.008	6 - 1:33.579	11 - <b>1:30.060</b>
2 - 1:46.437	7 - 1:31.324	
3 - 1:37.923	8 - 1:30.656	
4 - 1:35.376	9 - 1:31.299	
5 - 1:33.654	10 - 1:32.257	
<b>32</b>	<b>Patrick WARD-BOOTH</b>	Ginetta G4
1 - 5:00.440	6 - 1:32.454	
2 - 1:50.680	7 - 1:52.166P	
3 - 1:34.908	8 - 2:05.767	
4 - 1:33.706	9 - 1:33.330	
5 - 1:35.845	10 - <b>1:32.157</b>	
<b>42</b>	<b>Bob JORDAN</b>	Lotus Elan
1 - 4:59.075		
2 - 1:57.111		
3 - 1:47.327		
4 - <b>1:42.146</b>		
<b>49</b>	<b>David REES</b>	Turner Mk2 BMC
1 - 5:07.992	6 - <b>1:33.313</b>	
2 - 1:46.036	7 - 1:34.637	
3 - 1:35.058	8 - 1:40.409	
4 - 1:37.497	9 - 1:33.693	
5 - 1:34.067	10 - 1:34.987	

Cars 15, 69, 71 require working transponders  
Weather/Track: Sun /Dry

# HSCC Historic Road Sports

## QUALIFYING - LAP ANALYSIS - Donington Park - 5 April 2009

(contd.)

<b>50</b>	<b>Rachel WATTS</b>	Lotus Elan
1 - 5:17.414	6 - 1:37.602	
2 - 1:47.561	7 - <b>1:36.390</b>	
3 - 1:41.951	8 - 1:42.381P	
4 - 1:41.734		
5 - 1:38.642		
<b>51</b>	<b>Peter SHAW</b>	Lotus Elan
1 - 4:41.790	6 - 1:29.484	11 - 1:29.235
2 - 1:34.296	7 - 1:26.116	
3 - <b>1:25.745</b>	8 - 1:27.348	
4 - 1:26.147	9 - 1:30.973	
5 - 1:26.217	10 - 1:28.641	
<b>54</b>	<b>Martin HALLIDAY</b>	Lotus Seven S3
1 - 4:43.711	6 - 1:31.190	11 - 1:30.112
2 - 1:36.171	7 - 1:27.917	
3 - <b>1:26.518</b>	8 - 1:36.229	
4 - 1:26.685	9 - 1:32.265	
5 - 1:35.751	10 - 1:29.018	
<b>57</b>	<b>Simon KING</b>	Morgan Plus 4
1 - 5:17.114	6 - 1:41.897	
2 - 1:57.950	7 - 1:42.247	
3 - 1:49.515	8 - <b>1:38.082</b>	
4 - 1:47.132	9 - 1:40.891	
5 - 1:41.100	10 - 1:40.717	
<b>60</b>	<b>Dickon PARNELL</b>	Triumph GT6 Mk2
1 - 5:24.018	6 - 2:53.326	
2 - 2:03.998P	7 - 1:40.066	
3 - 2:35.877	8 - <b>1:39.241</b>	
4 - 1:50.554		
5 - 1:47.131P		
<b>65</b>	<b>Julian DODD</b>	TVR Griffith
1 - 5:21.398	6 - 1:28.352	
2 - 1:53.783	7 - <b>1:24.220</b>	
3 - 1:36.319	8 - 1:31.876	
4 - 1:50.062	9 - 1:38.053	
5 - 1:26.370	10 - 1:27.852	

Cars 15, 69, 71 require working transponders  
Weather/Track: Sun /Dry

# HSCC Historic Road Sports

## QUALIFYING - LAP ANALYSIS - Donington Park - 5 April 2009

(contd.)

<b>69</b>	<b>Andy SHEPHERD</b>	<b>TR</b>	Lotus Seven S2
1 - 4:49.690	6 - 1:29.331	11 - 1:29.333	
2 - 1:34.250	7 - 1:25.425		
3 - 1:27.566	8 - 1:28.443		
4 - <b>1:25.087</b>	9 - 1:25.856		
5 - 1:34.315	10 - 1:27.961		
<b>70</b>	<b>Richard THORNE</b>		Morgan 4/4
1 - 4:56.413	6 - <b>1:34.953</b>		
2 - 1:46.445	7 - 1:35.991		
3 - 1:38.672	8 - 1:40.685		
4 - 1:39.214	9 - 1:35.503		
5 - 1:37.382	10 - 1:35.370		
<b>71</b>	<b>Dick COFFEY</b>	<b>TR</b>	Turner Mk1
1 - 4:45.234	6 - 1:33.723	11 - 1:31.666	
2 - 1:39.779	7 - 1:37.362		
3 - 1:32.450	8 - 1:33.092		
4 - 1:32.634	9 - 1:31.639		
5 - 1:31.825	10 - <b>1:30.980</b>		
<b>72</b>	<b>Jim GATHERCOLE</b>		Lotus Elan
1 - 5:26.109	6 - 1:39.110		
2 - 1:49.418	7 - 1:42.437		
3 - 1:32.357	8 - 1:32.924		
4 - 1:38.564	9 - <b>1:31.192</b>		
5 - 1:31.930	10 - 1:37.496		
<b>76</b>	<b>Tony HOWARD</b>		Morgan Plus 8
1 - 5:01.343	6 - 1:30.138	11 - <b>1:28.345</b>	
2 - 1:48.336	7 - 1:29.657		
3 - 1:33.545	8 - 1:32.756		
4 - 1:35.104	9 - 1:31.740		
5 - 1:30.598	10 - 1:29.042		
<b>84</b>	<b>Andrew MARLER</b>		Lotus Elan
1 - 4:45.753			
2 - 1:37.959			
3 - 1:24.736			
4 - <b>1:24.094</b>			

Cars 15, 69, 71 require working transponders  
Weather/Track: Sun /Dry

# HSCC Historic Road Sports

## QUALIFYING - LAP ANALYSIS - Donington Park - 5 April 2009

(contd.)


<b>87</b>	<b>Bill SMITH</b>	Marcos 1600GT
1 - 5:18.492	6 - 1:36.328	
2 - 1:50.614	7 - 1:32.673	
3 - 1:38.502	8 - 1:33.297	
4 - 1:41.442	9 - <b>1:31.365</b>	
5 - 1:34.401	10 - 1:33.068	
<b>91</b>	<b>Richard OWEN</b>	Triumph TR2
1 - 4:53.559	6 - 5:28.447P	
2 - 1:48.625		
3 - 1:42.177		
4 - <b>1:40.782</b>		
5 - 1:42.116		
<b>94</b>	<b>Chris LEVETT-PRINSEP</b>	Austin Healey 3000 MkII
1 - 4:59.994	6 - 1:33.747	
2 - 1:50.734	7 - 1:33.349	
3 - 1:34.124	8 - 1:47.342	
4 - 1:34.664	9 - 1:34.952	
5 - <b>1:32.801</b>	10 - 1:35.044	
<b>99</b>	<b>George MCDONALD</b>	MGA
1 - 5:32.885	6 - 1:45.181	
2 - 1:52.519	7 - 1:42.609	
3 - 1:44.345	8 - 1:43.118	
4 - 1:43.776	9 - 1:56.364P	
5 - <b>1:42.080</b>		

Cars 15, 69, 71 require working transponders  
Weather/Track: Sun /Dry

# HSCC Historic Road Sports

## GRID FOR RACE 8 - Donington Park - 5 April 2009

ROW 14	19	GAWNE	7	ARCULUS
ROW 13	99	MCDONALD	42	JORDAN
ROW 12	60	PARNELL	91	OWEN
ROW 11	50	WATTS	57	KING
ROW 10	21	RUFF	70	THORNE
ROW 9	94	LEVETT-PRINSEP	49	REES
ROW 8	16	PHILLIPS	32	WARD-BOOTH
ROW 7	72	GATHERCOLE	87	SMITH
ROW 6	1	SHARP	71	COFFEY
ROW 5	31	OWEN	2	BARRIE
ROW 4	76	HOWARD	15	EAGLES
ROW 3	54	HALLIDAY	25	GRANT
ROW 2	69	SHEPHERD	51	SHAW
ROW 1	84	MARLER	65	DODD
		POLE		



Cars 15, 69, 71 require working transponders

Weather/Track: Sun /Dry

These results are provisional until the conclusion of any judicial and technical matters.

Donington Park

Circuit Length = 1.9573 miles.

Start: 11:54 End: 12:09

Clerk of the Course:

Timekeeper:

# HSCC Historic Road Sports

## RACE 8 CLASSIFICATION - Donington Park - 5 April 2009

POS	NO	CL	NAT	ENTRY	TIME	LAPS	GAP	MPH	BEST
1	84	C		Andrew MARLER	Lotus Elan	15:37.616	11		1:23.477
2	65	A		Julian DODD	TVR Griffith	15:42.443	11	4.827	1:23.152
3	51	C		Peter SHAW	Lotus Elan	15:49.585	11	11.969	1:23.894
4	54	C		Martin HALLIDAY	Lotus Seven S3	15:58.874	11	21.258	1:24.039
5	76	A		Tony HOWARD	Morgan Plus 8	16:24.056	11	46.440	1:27.597
6	2	D		Robert BARRIE	Porsche 911	16:24.088	11	46.472	1:28.031
7	16	A		Oliver PHILLIPS	Morgan Plus 8	16:24.629	11	47.013	1:27.647
8	25	C		Jim GRANT	Lotus Elan	16:31.018	11	53.402	1:28.904
9	72	C		Jim GATHERCOLE	Lotus Elan	16:32.805	11	55.189	1:28.597
10	1	B		Colin SHARP	Triumph TR5	16:33.117	11	55.501	1:27.754
11	31	B		James OWEN	Triumph TR5	16:39.651	11	1:02.035	1:28.885
12	87	C		Bill SMITH	Marcos 1600GT	16:49.173	11	1:11.557	1:29.631
13	71	E		Dick COFFEY	Turner Mk1	16:50.625	11	1:13.009	1:29.708
14	32	E		Patrick WARD-BOOTH	Ginetta G4	16:56.542	11	1:18.926	1:29.588
15	94	B		Chris LEVETT-PRINSEP	Austin Healey 3000 MkII	17:08.613	11	1:30.997	1:32.067
16	50	C		Rachel WATTS	Lotus Elan	15:49.204	10	1 LAP	1:32.688
17	21	D		Rebecca RUFF	Porsche 911	16:01.389	10	1 LAP	1:32.321
18	49	E		David REES	Turner Mk2 BMC	16:05.849	10	1 LAP	1:33.989
19	70	D		Richard THORNE	Morgan 4/4	16:09.508	10	1 LAP	1:34.552
20	60	D		Dickon PARNELL	Triumph GT6 Mk2	16:11.991	10	1 LAP	1:34.548
21	91	F		Richard OWEN	Triumph TR2	16:51.328	10	1 LAP	1:36.439
22	99	G		George MCDONALD	MGA	16:54.439	10	1 LAP	1:35.099
23	57	B		Simon KING	Morgan Plus 4	16:54.457	10	1 LAP	1:37.563
24	19	F		Chris GAWNE	Lancia Aurelia B20 GT	16:03.691	9	2 LAPS	1:45.042

### NOT CLASSIFIED

69	C			Andy SHEPHERD	Lotus Seven S2	12:56.700	9	D.N.F.	81.50	1:24.333
----	---	--	--	---------------	----------------	-----------	---	--------	-------	----------

### FASTEST LAP

65	A			Julian DODD	TVR Griffith	1:23.152	3	84.74mph	136.37kph
84	C			Andrew MARLER	Lotus Elan	1:23.477	7	84.41mph	135.84kph
1	B			Colin SHARP	Triumph TR5	1:27.754	11	80.29mph	129.22kph
2	D			Robert BARRIE	Porsche 911	1:28.031	10	80.04mph	128.81kph
32	E			Patrick WARD-BOOTH	Ginetta G4	1:29.588	4	78.65mph	126.57kph
99	G			George MCDONALD	MGA	1:35.099	9	74.09mph	119.24kph
91	F			Richard OWEN	Triumph TR2	1:36.439	10	73.06mph	117.58kph

Weather/Track: Sun /Dry

These results are provisional until the conclusion of any judicial and technical matters.

Donington Park  
Circuit Length = 1.9573 miles.  
Start: 17:02 End: 17:18

Clerk of the Course:

Timekeeper:

# HSCC Historic Road Sports

## RACE - LAP ANALYSIS - Donington Park - 5 April 2009

<b>1</b>	<b>Colin SHARP</b>	Triumph TR5
1 - 1:39.429	6 - 1:28.354	11 - <b>1:27.754</b>
2 - 1:32.438	7 - 1:28.629	
3 - 1:29.788	8 - 1:28.429	
4 - 1:30.764	9 - 1:29.982	
5 - 1:29.232	10 - 1:28.318	
<b>2</b>	<b>Robert BARRIE</b>	Porsche 911
1 - 1:35.336	6 - 1:28.040	11 - 1:28.637
2 - 1:28.906	7 - 1:29.178	
3 - 1:28.384	8 - 1:31.028	
4 - 1:29.145	9 - 1:28.333	
5 - 1:29.070	10 - <b>1:28.031</b>	
<b>16</b>	<b>Oliver PHILLIPS</b>	Morgan Plus 8
1 - 1:38.236	6 - <b>1:27.647</b>	11 - 1:27.989
2 - 1:30.181	7 - 1:27.992	
3 - 1:28.808	8 - 1:29.101	
4 - 1:29.684	9 - 1:28.928	
5 - 1:27.940	10 - 1:28.123	
<b>19</b>	<b>Chris GAWNE</b>	Lancia Aurelia B20 GT
1 - 1:56.026	6 - 1:47.146	
2 - <b>1:45.042</b>	7 - 1:45.840	
3 - 1:45.226	8 - 1:46.036	
4 - 1:45.436	9 - 1:47.027	
5 - 1:45.912		
<b>21</b>	<b>Rebecca RUFF</b>	Porsche 911
1 - 1:46.836	6 - 1:34.490	
2 - 1:37.497	7 - 1:33.886	
3 - 1:37.248	8 - <b>1:32.321</b>	
4 - 1:34.469	9 - 1:32.895	
5 - 1:35.582	10 - 1:36.165	
<b>25</b>	<b>Jim GRANT</b>	Lotus Elan
1 - 1:35.918	6 - 1:30.787	11 - 1:29.159
2 - <b>1:28.904</b>	7 - 1:30.438	
3 - 1:29.011	8 - 1:29.324	
4 - 1:29.151	9 - 1:29.511	
5 - 1:29.494	10 - 1:29.321	

Weather/Track: Sun /Dry

[www.mstworld.com](http://www.mstworld.com)

Page 1 of 5

Donington Park  
Circuit Length = 1.9573 miles.  
Start: 17:02 End: 17:18

Printed - 17:21 Sunday, 05 April 2009

# HSCC Historic Road Sports

## RACE - LAP ANALYSIS - Donington Park - 5 April 2009

(contd.)

<b>31</b>	<b>James OWEN</b>	Triumph TR5
1 - 1:39.263	6 - 1:29.516	11 - 1:29.616
2 - 1:32.618	7 - <b>1:28.885</b>	
3 - 1:29.817	8 - 1:29.535	
4 - 1:30.722	9 - 1:29.660	
5 - 1:30.554	10 - 1:29.465	
<b>32</b>	<b>Patrick WARD-BOOTH</b>	Ginetta G4
1 - 1:41.752	6 - 1:31.823	11 - 1:31.744
2 - 1:33.179	7 - 1:31.521	
3 - 1:30.713	8 - 1:31.544	
4 - <b>1:29.588</b>	9 - 1:31.254	
5 - 1:32.356	10 - 1:31.068	
<b>49</b>	<b>David REES</b>	Turner Mk2 BMC
1 - 1:47.321	6 - 1:34.340	
2 - 1:37.920	7 - 1:35.801	
3 - 1:35.335	8 - 1:34.126	
4 - 1:35.087	9 - 1:36.369	
5 - 1:35.561	10 - <b>1:33.989</b>	
<b>50</b>	<b>Rachel WATTS</b>	Lotus Elan
1 - 1:43.747	6 - 1:32.867	
2 - 1:32.928	7 - <b>1:32.688</b>	
3 - 1:32.746	8 - 1:34.061	
4 - 1:33.787	9 - 1:37.610	
5 - 1:33.104	10 - 1:35.666	
<b>51</b>	<b>Peter SHAW</b>	Lotus Elan
1 - 1:31.305	6 - 1:26.595	11 - 1:26.120
2 - 1:24.902	7 - 1:25.951	
3 - 1:24.368	8 - <b>1:23.894</b>	
4 - 1:24.518	9 - 1:28.128	
5 - 1:27.115	10 - 1:26.689	
<b>54</b>	<b>Martin HALLIDAY</b>	Lotus Seven S3
1 - 1:32.101	6 - 1:25.909	11 - 1:29.618
2 - 1:25.460	7 - 1:27.814	
3 - <b>1:24.039</b>	8 - 1:25.647	
4 - 1:24.944	9 - 1:28.474	
5 - 1:26.648	10 - 1:28.220	

Weather/Track: Sun /Dry

www.mstworld.com

Page 2 of 5

Donington Park  
Circuit Length = 1.9573 miles.  
Start: 17:02 End: 17:18

Printed - 17:21 Sunday, 05 April 2009



# HSCC Historic Road Sports

## RACE - LAP ANALYSIS - Donington Park - 5 April 2009

(contd.)

<b>57</b>	<b>Simon KING</b>	Morgan Plus 4
1 - 1:52.855	6 - 1:39.878	
2 - 1:42.051	7 - 1:39.959	
3 - 1:42.073	8 - 1:39.986	
4 - 1:41.092	9 - <b>1:37.563</b>	
5 - 1:41.343	10 - 1:37.657	
<b>60</b>	<b>Dickon PARNELL</b>	Triumph GT6 Mk2
1 - 1:51.237	6 - 1:36.049	
2 - 1:37.933	7 - 1:36.521	
3 - 1:36.083	8 - 1:34.743	
4 - 1:35.162	9 - 1:34.682	
5 - 1:35.033	10 - <b>1:34.548</b>	
<b>65</b>	<b>Julian DODD</b>	TVR Griffith
1 - 1:29.799	6 - 1:26.015	11 - 1:23.964
2 - 1:24.708	7 - 1:24.245	
3 - <b>1:23.152</b>	8 - 1:24.962	
4 - 1:24.072	9 - 1:23.442	
5 - 1:24.155	10 - 1:33.929	
<b>69</b>	<b>Andy SHEPHERD</b>	Lotus Seven S2
1 - 1:31.961	6 - 1:24.959	
2 - 1:24.993	7 - 1:24.780	
3 - <b>1:24.333</b>	8 - 1:25.602	
4 - 1:24.521	9 - 1:29.994	
5 - 1:25.557		
<b>70</b>	<b>Richard THORNE</b>	Morgan 4/4
1 - 1:46.313	6 - <b>1:34.552</b>	
2 - 1:39.604	7 - 1:35.457	
3 - 1:36.572	8 - 1:35.743	
4 - 1:35.329	9 - 1:35.696	
5 - 1:35.219	10 - 1:35.023	
<b>71</b>	<b>Dick COFFEY</b>	Turner Mk1
1 - 1:42.013	6 - <b>1:29.708</b>	11 - 1:32.081
2 - 1:32.348	7 - 1:30.590	
3 - 1:30.095	8 - 1:30.471	
4 - 1:29.710	9 - 1:32.405	
5 - 1:30.051	10 - 1:31.153	

Weather/Track: Sun /Dry

www.mstworld.com

Page 3 of 5

Donington Park  
Circuit Length = 1.9573 miles.  
Start: 17:02 End: 17:18

Printed - 17:21 Sunday, 05 April 2009

# HSCC Historic Road Sports

## RACE - LAP ANALYSIS - Donington Park - 5 April 2009

(contd.)

<b>72</b>	<b>Jim GATHERCOLE</b>	Lotus Elan
1 - 1:36.746	6 - 1:29.272	11 - 1:29.182
2 - 1:30.228	7 - 1:30.325	
3 - 1:29.271	8 - 1:29.614	
4 - 1:29.709	9 - 1:30.135	
5 - <b>1:28.597</b>	10 - 1:29.726	
<b>76</b>	<b>Tony HOWARD</b>	Morgan Plus 8
1 - 1:33.811	6 - <b>1:27.597</b>	11 - 1:27.887
2 - 1:29.601	7 - 1:28.783	
3 - 1:28.400	8 - 1:31.390	
4 - 1:29.946	9 - 1:28.974	
5 - 1:29.723	10 - 1:27.944	
<b>84</b>	<b>Andrew MARLER</b>	Lotus Elan
1 - 1:28.595	6 - 1:26.737	11 - 1:25.861
2 - 1:24.535	7 - <b>1:23.477</b>	
3 - 1:23.658	8 - 1:24.774	
4 - 1:24.231	9 - 1:23.931	
5 - 1:23.957	10 - 1:27.860	
<b>87</b>	<b>Bill SMITH</b>	Marcos 1600GT
1 - 1:40.394	6 - 1:29.637	11 - 1:31.527
2 - 1:32.939	7 - 1:30.142	
3 - 1:30.266	8 - 1:30.515	
4 - <b>1:29.631</b>	9 - 1:33.749	
5 - 1:29.937	10 - 1:30.436	
<b>91</b>	<b>Richard OWEN</b>	Triumph TR2
1 - 1:51.167	6 - 1:38.501	
2 - 1:42.409	7 - 1:37.258	
3 - 1:41.600	8 - 1:44.047	
4 - 1:40.180	9 - 1:39.950	
5 - 1:39.777	10 - <b>1:36.439</b>	
<b>94</b>	<b>Chris LEVETT-PRINSEP</b>	Austin Healey 3000 MkII
1 - 1:43.274	6 - 1:32.176	11 - <b>1:32.067</b>
2 - 1:33.008	7 - 1:32.328	
3 - 1:32.439	8 - 1:32.665	
4 - 1:32.339	9 - 1:32.783	
5 - 1:32.582	10 - 1:32.952	

Weather/Track: Sun /Dry

www.mstworld.com

Page 4 of 5

Donington Park  
Circuit Length = 1.9573 miles.  
Start: 17:02 End: 17:18

Printed - 17:21 Sunday, 05 April 2009

# HSCC Historic Road Sports

## RACE - LAP ANALYSIS - Donington Park - 5 April 2009

(contd.)

<b>99</b>	<b>George MCDONALD</b>	<b>MGA</b>
1 - 1:55.124	6 - 1:39.275	
2 - 1:40.673	7 - 1:40.932	
3 - 1:41.750	8 - 1:40.070	
4 - 1:40.745	9 - <b>1:35.099</b>	
5 - 1:43.380	10 - 1:37.391	

Weather/Track: Sun /Dry

[www.mstworld.com](http://www.mstworld.com)

Page 5 of 5

Donington Park  
Circuit Length = 1.9573 miles.  
Start: 17:02 End: 17:18

Printed - 17:21 Sunday, 05 April 2009

# HSCC Historic Road Sports

## LAP CHART - RACE - Donington Park - 5 April 2009

Lap 1			Lap 2			Lap 3			Lap 4			Lap 5		
No	Behind	Laptime	No	Behind	Laptime	No	Behind	Laptime	No	Behind	Laptime	No	Behind	Laptime
84		1:28.595	84		1:24.535	84		1:23.658	84		1:24.231	84		1:23.957
65	1.204	1:29.799	65	1.377	1:24.708	65	0.871	1:23.152	65	0.712	1:24.072	65	0.910	1:24.155
51	2.710	1:31.305	51	3.077	1:24.902	51	3.787	1:24.368	51	4.074	1:24.518	69	6.389	1:25.557
69	3.366	1:31.961	69	3.824	1:24.993	69	4.499	1:24.333	69	4.789	1:24.521	19	1 LAP	1:45.436
54	3.506	1:32.101	54	4.431	1:25.460	54	4.812	1:24.039	54	5.525	1:24.944	51	7.232	1:27.115
76	5.216	1:33.811	76	10.282	1:29.601	76	15.024	1:28.400	76	20.739	1:29.946	54	8.216	1:26.648
2	6.741	1:35.336	2	11.112	1:28.906	2	15.838	1:28.384	2	20.752	1:29.145	2	25.865	1:29.070
25	7.323	1:35.918	25	11.692	1:28.904	25	17.045	1:29.011	25	21.965	1:29.151	76	26.505	1:29.723
72	8.151	1:36.746	72	13.844	1:30.228	72	19.457	1:29.271	72	24.935	1:29.709	25	27.502	1:29.494
16	9.641	1:38.236	16	15.287	1:30.181	16	20.437	1:28.808	16	25.890	1:29.684	72	29.575	1:28.597
31	10.668	1:39.263	1	18.737	1:32.438	1	24.867	1:29.788	1	31.400	1:30.764	16	29.873	1:27.940
1	10.834	1:39.429	31	18.751	1:32.618	31	24.910	1:29.817	31	31.401	1:30.722	1	36.675	1:29.232
87	11.799	1:40.394	87	20.203	1:32.939	87	26.811	1:30.266	87	32.211	1:29.631	31	37.998	1:30.554
32	13.157	1:41.752	71	21.231	1:32.348	71	27.668	1:30.095	71	33.147	1:29.710	87	38.191	1:29.937
71	13.418	1:42.013	32	21.801	1:33.179	32	28.856	1:30.713	32	34.213	1:29.588	71	39.241	1:30.051
94	14.679	1:43.274	94	23.152	1:33.008	94	31.933	1:32.439	94	40.041	1:32.339	32	42.612	1:32.356
50	15.152	1:43.747	50	23.545	1:32.928	50	32.633	1:32.746	50	42.189	1:33.787	94	48.666	1:32.582
70	17.718	1:46.313	21	31.203	1:37.497	49	43.788	1:35.335	49	54.644	1:35.087	50	51.336	1:33.104
21	18.241	1:46.836	49	32.111	1:37.920	21	44.793	1:37.248	21	55.031	1:34.469	49	1:06.248	1:35.561
49	18.726	1:47.321	70	32.787	1:39.604	70	45.701	1:36.572	70	56.799	1:35.329	21	1:06.656	1:35.582
91	22.572	1:51.167	60	36.040	1:37.933	60	48.465	1:36.083	60	59.396	1:35.162	70	1:08.061	1:35.219
60	22.642	1:51.237	91	40.446	1:42.409	91	58.388	1:41.600	91	1:14.337	1:40.180	60	1:10.472	1:35.033
57	24.260	1:52.855	57	41.776	1:42.051	57	1:00.191	1:42.073	57	1:17.052	1:41.092			
99	26.529	1:55.124	99	42.667	1:40.673	99	1:00.759	1:41.750	99	1:17.273	1:40.745			
19	27.431	1:56.026	19	47.938	1:45.042	19	1:09.506	1:45.226						

Weather/Track: Sun /Dry

www.mstworld.com

Page 1 of 3

Donington Park  
Circuit Length = 1.9573 miles.  
Start: 17:02 End: 17:18

Printed - 17:21 Sunday, 05 April 2009

# HSCC Historic Road Sports

## LAP CHART - RACE - Donington Park - 5 April 2009

(contd.)

Lap 6			Lap 7			Lap 8			Lap 9			Lap 10		
No	Behind	Laptime	No	Behind	Laptime	No	Behind	Laptime	No	Behind	Laptime	No	Behind	Laptime
84		1:26.737	84		1:23.477	84		1:24.774	84		1:23.931	84		1:27.860
65	0.188	1:26.015	65	0.956	1:24.245	21	1 LAP	1:33.886	65	0.655	1:23.442	50	1 LAP	1:37.610
91	1 LAP	1:39.777	69	5.914	1:24.780	65	1.144	1:24.962	21	1 LAP	1:32.321	19	2 LAPS	1:46.036
69	4.611	1:24.959	51	9.564	1:25.951	49	1 LAP	1:35.801	49	1 LAP	1:34.126	65	6.724	1:33.929
51	7.090	1:26.595	54	11.725	1:27.814	70	1 LAP	1:35.457	69	12.805	1:29.994	51	11.710	1:26.689
54	7.388	1:25.909	91	1 LAP	1:38.501	69	6.742	1:25.602	51	12.881	1:28.128	21	1 LAP	1:32.895
57	1 LAP	1:41.343	57	1 LAP	1:39.878	60	1 LAP	1:36.521	70	1 LAP	1:35.743	54	17.501	1:28.220
99	1 LAP	1:43.380	99	1 LAP	1:39.275	51	8.684	1:23.894	54	17.141	1:28.474	49	1 LAP	1:36.369
19	1 LAP	1:45.912	76	32.671	1:28.783	54	12.598	1:25.647	60	1 LAP	1:34.743	70	1 LAP	1:35.696
2	27.168	1:28.040	2	32.869	1:29.178	91	1 LAP	1:37.258	2	43.525	1:28.333	60	1 LAP	1:34.682
76	27.365	1:27.597	16	35.298	1:27.992	2	39.123	1:31.028	76	44.330	1:28.974	2	43.696	1:28.031
16	30.783	1:27.647	25	38.513	1:30.438	76	39.287	1:31.390	16	44.622	1:28.928	76	44.414	1:27.944
25	31.552	1:30.787	72	38.958	1:30.325	57	1 LAP	1:39.959	25	48.643	1:29.511	16	44.885	1:28.123
72	32.110	1:29.272	1	43.444	1:28.629	16	39.625	1:29.101	72	50.002	1:30.135	25	50.104	1:29.321
1	38.292	1:28.354	31	46.185	1:28.885	99	1 LAP	1:40.932	91	1 LAP	1:44.047	72	51.868	1:29.726
31	40.777	1:29.516	87	47.756	1:30.142	25	43.063	1:29.324	1	53.150	1:29.982	1	53.608	1:28.318
87	41.091	1:29.637	71	49.325	1:30.590	72	43.798	1:29.614	57	1 LAP	1:39.986	31	58.280	1:29.465
71	42.212	1:29.708	19	1 LAP	1:47.146	1	47.099	1:28.429	31	56.675	1:29.660	91	1 LAP	1:39.950
32	47.698	1:31.823	32	55.742	1:31.521	31	50.946	1:29.535	99	1 LAP	1:40.070	57	1 LAP	1:37.563
94	54.105	1:32.176	94	1:02.956	1:32.328	87	53.497	1:30.515	87	1:03.315	1:33.749	99	1 LAP	1:35.099
50	57.466	1:32.867	50	1:06.677	1:32.688	71	55.022	1:30.471	71	1:03.496	1:32.405	87	1:05.891	1:30.436
49	1:13.851	1:34.340				32	1:02.512	1:31.544	32	1:09.835	1:31.254	71	1:06.789	1:31.153
21	1:14.409	1:34.490				19	1 LAP	1:45.840	94	1:19.699	1:32.783	32	1:13.043	1:31.068
70	1:15.876	1:34.552				94	1:10.847	1:32.665				94	1:24.791	1:32.952
60	1:19.784	1:36.049				50	1:15.964	1:34.061						

Weather/Track: Sun /Dry

www.mstworld.com

Page 2 of 3

Donington Park  
Circuit Length = 1.9573 miles.  
Start: 17:02 End: 17:18

Printed - 17:21 Sunday, 05 April 2009

# HSCC Historic Road Sports

## LAP CHART - RACE - Donington Park - 5 April 2009

(contd.)

Lap 11			Lap 12			Lap 13			Lap 14			Lap 15		
No	Behind	Laptime	No	Behind	Laptime	No	Behind	Laptime	No	Behind	Laptime	No	Behind	Laptime
84		1:25.861												
65	4.827	1:23.964												
50	1 LAP	1:35.666												
51	11.969	1:26.120												
54	21.258	1:29.618												
21	1 LAP	1:36.165												
19	2 LAPS	1:47.027												
49	1 LAP	1:33.989												
70	1 LAP	1:35.023												
60	1 LAP	1:34.548												
76	46.440	1:27.887												
2	46.472	1:28.637												
16	47.013	1:27.989												
25	53.402	1:29.159												
72	55.189	1:29.182												
1	55.501	1:27.754												
31	1:02.035	1:29.616												
87	1:11.557	1:31.527												
71	1:13.009	1:32.081												
91	1 LAP	1:36.439												
99	1 LAP	1:37.391												
57	1 LAP	1:37.657												
32	1:18.926	1:31.744												
94	1:30.997	1:32.067												

Weather/Track: Sun /Dry

www.mstworld.com

Page 3 of 3

Donington Park  
Circuit Length = 1.9573 miles.  
Start: 17:02 End: 17:18

Printed - 17:21 Sunday, 05 April 2009

**Historic Formula Ford 2000**  
**QUALIFYING Race 9 - Donington Park - 5 April 2009**

POS	NO	CL	NAT	ENTRY	TIME	LAPS	GAP	MPH
1	98	A		Neil FOWLER	Reynard SF79	9		93.02
2	12	A		Wil ARIF	Royale RP30	9	1.882	90.77
3	75	A		Colin WRIGHT	Reynard SF79	9	2.763	89.75
4	43	A		Jan LANGDON	Reynard SF78	8	3.716	88.67
5	65	A		Peter DENHAM	Reynard SF78	8	4.177	88.16
6	71	A		Andrew STORER	Royale RP27	8	4.274	88.05
7	57	A		David WILD	Reynard SF79	9	4.390	87.92
8	25	B		Antony RAINE	Merlyn MK28	8	4.702	87.58
9	11	A		Stuart BOYER	Reynard SF77	9	4.853	87.42
10	4	A		Steve GARDINER	Reynard SF80	8	4.938	87.33
11	19	A		Scott TEMPLE	Reynard SF79	8	5.859	86.34
12	41	A		Mark PIERCE	Sparton SF80	8	6.307	85.87
13	74	A		Seamus DOYLE	Lola T580	8	7.253	84.89
14	24	A		Alan GAPE	Royale RP27	8	7.597	84.54
15	73	A		John WILSON	Royale RP26	8	7.817	84.32
16	10	A		Derek SMITH	Delta T80	8	8.247	83.89
17	72	A		John TAYLOR	Royale RP27	8	8.397	83.74
18	46	C	TR	John BOWLES	Royale RP9	8	10.259	81.92
19	7	A		Derek WATLING	Royale RP27	4	11.170	81.07
20	47	C		Jon RANDALL	Lola SuperVee	7	17.272	75.75
21	55	C		Martyn DONN	Supernova BH3	4	33.005	64.79

**Car 46 requires a working transponder**

**Weather/Track: Sun /Dry**

**These results are provisional until the conclusion of any judicial and technical matters.**

Donington Park

Circuit Length = 1.9573 miles.

Start: 12:23 End: 12:46

Clerk of the Course:		Timekeeper:
----------------------	--	-------------

# Historic Formula Ford 2000

## QUALIFYING - LAP ANALYSIS - Donington Park - 5 April 2009

<b>4</b>	<b>Steve GARDINER</b>	Reynard SF80
1 - X:00.000	6 - 1:23.326	
2 - 1:36.490	7 - 1:24.279	
3 - 1:27.443	8 - 1:23.540	
4 - <b>1:20.684</b>		
5 - X:00.000		
<b>7</b>	<b>Derek WATLING</b>	Royale RP27
1 - X:00.000		
2 - 1:48.993		
3 - <b>1:26.916</b>		
4 - 1:40.202P		
<b>10</b>	<b>Derek SMITH</b>	Delta T80
1 - X:00.000	6 - <b>1:23.993</b>	
2 - 1:35.878	7 - 1:24.915	
3 - 1:30.246	8 - 1:25.237	
4 - 1:27.414		
5 - X:00.000		
<b>11</b>	<b>Stuart BOYER</b>	Reynard SF77
1 - X:00.000	6 - X:00.000	
2 - 1:25.787	7 - 1:22.016	
3 - 1:21.433	8 - 1:21.801	
4 - <b>1:20.599</b>	9 - 1:30.871	
5 - 1:22.616		
<b>12</b>	<b>Wil ARIF</b>	Royale RP30
1 - X:00.000	6 - X:00.000	
2 - 1:21.958	7 - 1:18.428	
3 - 1:18.539	8 - <b>1:17.628</b>	
4 - 1:18.352	9 - 1:29.141	
5 - 1:20.906		
<b>19</b>	<b>Scott TEMPLE</b>	Reynard SF79
1 - X:00.000	6 - 1:21.752	
2 - 1:28.253	7 - <b>1:21.605</b>	
3 - 1:23.946	8 - 1:22.605	
4 - 1:22.730		
5 - X:00.000		

Car 46 requires a working transponder  
Weather/Track: Sun /Dry



# Historic Formula Ford 2000

## QUALIFYING - LAP ANALYSIS - Donington Park - 5 April 2009

(contd.)

<b>24</b>	<b>Alan GAPE</b>		Royale RP27
1 -	X:00.000	6 -	1:23.592
2 -	1:29.605	7 -	1:24.504
3 -	1:23.675	8 -	1:24.692
4 -	<b>1:23.343</b>		
5 -	X:00.000		
<b>25</b>	<b>Antony RAINE</b>		Merlyn MK28
1 -	X:00.000	6 -	1:22.209
2 -	1:29.340	7 -	1:21.102
3 -	1:20.595	8 -	1:23.039
4 -	<b>1:20.448</b>		
5 -	X:00.000		
<b>41</b>	<b>Mark PIERCE</b>		Sparton SF80
1 -	X:00.000	6 -	<b>1:22.053</b>
2 -	1:53.825	7 -	1:23.180
3 -	1:28.204	8 -	1:25.184
4 -	1:22.680		
5 -	X:00.000		
<b>43</b>	<b>Jan LANGDON</b>		Reynard SF78
1 -	X:00.000	6 -	1:20.012
2 -	1:34.830	7 -	<b>1:19.462</b>
3 -	1:20.044	8 -	1:24.246
4 -	1:19.655		
5 -	X:00.000		
<b>46</b>	<b>John BOWLES</b>	TR	Royale RP9
1 -	X:00.000	6 -	1:28.099
2 -	1:32.485	7 -	1:28.330
3 -	1:27.578	8 -	<b>1:26.005</b>
4 -	1:26.186		
5 -	X:00.000		
<b>47</b>	<b>Jon RANDALL</b>		Lola SuperVee
1 -	X:00.000	6 -	1:33.813
2 -	1:35.552	7 -	<b>1:33.018</b>
3 -	1:36.996		
4 -	7:37.392P		
5 -	9:37.251		

Car 46 requires a working transponder  
Weather/Track: Sun /Dry

# Historic Formula Ford 2000

## QUALIFYING - LAP ANALYSIS - Donington Park - 5 April 2009

(contd.)

<b>55</b>	<b>Martyn DONN</b>	Supernova BH3
1 - X:00.000		
2 - 1:52.054		
3 - <b>1:48.751</b>		
4 - X:00.000		
<b>57</b>	<b>David WILD</b>	Reynard SF79
1 - X:00.000	6 - X:00.000	
2 - 1:28.558	7 - 1:22.284	
3 - 1:20.861	8 - 1:21.513	
4 - 1:20.145	9 - 1:24.888	
5 - <b>1:20.136</b>		
<b>65</b>	<b>Peter DENHAM</b>	Reynard SF78
1 - X:00.000	6 - <b>1:19.923</b>	
2 - 1:35.379	7 - 1:21.082	
3 - 1:26.250	8 - 1:21.230	
4 - 1:23.650		
5 - X:00.000		
<b>71</b>	<b>Andrew STORER</b>	Royale RP27
1 - X:00.000	6 - 1:20.874	
2 - 1:41.441	7 - 1:20.825	
3 - 1:20.326	8 - 1:23.287	
4 - <b>1:20.020</b>		
5 - X:00.000		
<b>72</b>	<b>John TAYLOR</b>	Royale RP27
1 - X:00.000	6 - 1:25.563	
2 - 1:32.422	7 - <b>1:24.143</b>	
3 - 1:26.952	8 - 1:24.209	
4 - 1:26.746		
5 - X:00.000		
<b>73</b>	<b>John WILSON</b>	Royale RP26
1 - X:00.000	6 - 1:25.112	
2 - 1:33.185	7 - <b>1:23.563</b>	
3 - 1:28.173	8 - 1:30.346	
4 - 1:25.896		
5 - X:00.000		

Car 46 requires a working transponder  
Weather/Track: Sun /Dry

## Historic Formula Ford 2000


### QUALIFYING - LAP ANALYSIS - Donington Park - 5 April 2009

(contd.)

<b>74</b>	<b>Seamus DOYLE</b>	Lola T580
1 - X:00.000	6 - 1:24.659	
2 - 1:53.567	7 - 1:24.033	
3 - 1:30.146	8 - <b>1:22.999</b>	
4 - 1:28.848		
5 - X:00.000		
<b>75</b>	<b>Colin WRIGHT</b>	Reynard SF79
1 - X:00.000	6 - X:00.000	
2 - 1:23.629	7 - 1:18.987	
3 - 1:18.958	8 - 1:20.579	
4 - <b>1:18.509</b>	9 - 1:19.519	
5 - 1:20.337		
<b>98</b>	<b>Neil FOWLER</b>	Reynard SF79
1 - X:00.000	6 - X:00.000	
2 - 1:19.768	7 - 1:18.658	
3 - <b>1:15.746</b>	8 - 1:17.248	
4 - 1:23.285	9 - 1:18.434	
5 - 1:16.780		

Car 46 requires a working transponder  
Weather/Track: Sun /Dry

**Historic Formula Ford 2000**  
**GRID FOR RACE 9 - Donington Park - 5 April 2009**

ROW 11	55	DONN	
ROW 10	7	WATLING	47 RANDALL
ROW 9	72	TAYLOR	46 BOWLES
ROW 8	73	WILSON	10 SMITH
ROW 7	74	DOYLE	24 GAPE
ROW 6	19	TEMPLE	41 PIERCE
ROW 5	11	BOYER	4 GARDINER
ROW 4	57	WILD	25 RAINE
ROW 3	65	DENHAM	71 STORER
ROW 2	75	WRIGHT	43 LANGDON
ROW 1	98	FOWLER	12 ARIF
<b>POLE</b>			
			

**Car 46 requires a working transponder**

**Weather/Track: Sun /Dry**

**These results are provisional until the conclusion of any judicial and technical matters.**

Donington Park

Circuit Length = 1.9573 miles.

Start: 12:23 End: 12:46

Clerk of the Course:

Timekeeper:

# Historic Formula Ford 2000

## RACE 9 CLASSIFICATION - Donington Park - 5 April 2009

POS	NO	CL	NAT	ENTRY	TIME	LAPS	GAP	MPH	BEST
1	98	A		Neil FOWLER	Reynard SF79	15:25.166	12		1:15.930
2	75	A		Colin WRIGHT	Reynard SF79	15:37.775	12	12.609	1:17.220
3	12	A		Wil ARIF	Royale RP30	15:39.480	12	14.314	1:16.529
4	19	A		Scott TEMPLE	Reynard SF79	15:40.097	12	14.931	1:16.436
5	71	A		Andrew STORER	Royale RP27	15:43.114	12	17.948	1:16.985
6	25	B		Antony RAINE	Merlyn MK28	15:43.580	12	18.414	1:17.120
7	43	A		Jan LANGDON	Reynard SF78	15:49.483	12	24.317	1:17.203
8	57	A		David WILD	Reynard SF79	15:49.756	12	24.590	1:17.708
9	4	A		Steve GARDINER	Reynard SF80	16:01.509	12	36.343	1:18.560
10	11	A		Stuart BOYER	Reynard SF77	16:13.212	12	48.046	1:19.761
11	73	A		John WILSON	Royale RP26	16:25.849	12	1:00.683	1:20.574
12	24	A		Alan GAPE	Royale RP27	16:26.542	12	1:01.376	1:20.346
13	10	A		Derek SMITH	Delta T80	17:57.686	12	2:32.520	1:21.579
14	72	A		John TAYLOR	Royale RP27	15:25.745	11	1 LAP	1:21.361
15	74	A		Seamus DOYLE	Lola T580	15:27.544	11	1 LAP	1:21.976
16	46	C		John BOWLES	Royale RP9	15:36.774	11	1 LAP	1:22.762
17	47	C		Jon RANDALL	Lola SuperVee	16:08.569	11	1 LAP	1:25.034

### NOT CLASSIFIED

41	A			Mark PIERCE	Sparton SF80	11:23.694	8	D.N.F.	82.28	1:19.249
55	C			Martyn DONN	Supernova BH3	11:00.711	7	D.N.F.	74.48	1:30.176

### FASTEST LAP

98	A			Neil FOWLER	Reynard SF79	1:15.930	6	92.80mph	149.34kph
25	B			Antony RAINE	Merlyn MK28	1:17.120	8	91.36mph	147.04kph
46	C			John BOWLES	Royale RP9	1:22.762	10	85.13mph	137.01kph

Weather/Track: Sun /Dry

These results are provisional until the conclusion of any judicial and technical matters.

Donington Park  
Circuit Length = 1.9573 miles.  
Start: 17:27 End: 17:42

Clerk of the Course:

Timekeeper:

# Historic Formula Ford 2000

## RACE - LAP ANALYSIS - Donington Park - 5 April 2009

<b>4</b>	<b>Steve GARDINER</b>	Reynard SF80
1 - 1:27.406	6 - 1:18.826	11 - 1:18.850
2 - 1:20.313	7 - 1:19.196	12 - 1:19.182
3 - 1:20.347	8 - 1:21.454	
4 - 1:19.861	9 - 1:18.565	
5 - <b>1:18.560</b>	10 - 1:18.949	
<b>10</b>	<b>Derek SMITH</b>	Delta T80
1 - 1:35.959	6 - 1:23.009	11 - 1:21.953
2 - 1:23.994	7 - 1:23.072	12 - 2:32.814P
3 - 1:23.164	8 - 1:24.286	
4 - 1:22.130	9 - 1:22.075	
5 - 1:23.651	10 - <b>1:21.579</b>	
<b>11</b>	<b>Stuart BOYER</b>	Reynard SF77
1 - 1:26.827	6 - 1:20.725	11 - <b>1:19.761</b>
2 - 1:20.529	7 - 1:21.604	12 - 1:20.026
3 - 1:20.340	8 - 1:21.575	
4 - 1:20.715	9 - 1:20.549	
5 - 1:20.277	10 - 1:20.284	
<b>12</b>	<b>Wil ARIF</b>	Royale RP30
1 - 1:23.471	6 - 1:17.258	11 - 1:16.732
2 - 1:18.235	7 - <b>1:16.529</b>	12 - 1:17.045
3 - 1:19.617	8 - 1:16.586	
4 - 1:17.127	9 - 1:20.698	
5 - 1:18.908	10 - 1:17.274	
<b>19</b>	<b>Scott TEMPLE</b>	Reynard SF79
1 - 1:27.534	6 - 1:18.083	11 - 1:16.496
2 - 1:19.156	7 - 1:17.152	12 - <b>1:16.436</b>
3 - 1:17.551	8 - 1:16.815	
4 - 1:17.194	9 - 1:18.218	
5 - 1:17.522	10 - 1:17.940	
<b>24</b>	<b>Alan GAPE</b>	Royale RP27
1 - 1:29.906	6 - 1:20.948	11 - 1:20.867
2 - 1:21.888	7 - 1:21.551	12 - 1:20.911
3 - 1:21.801	8 - 1:21.243	
4 - 1:22.013	9 - 1:21.435	
5 - 1:23.633	10 - <b>1:20.346</b>	

Weather/Track: Sun /Dry

www.mstworld.com

Page 1 of 4

Donington Park  
Circuit Length = 1.9573 miles.  
Start: 17:27 End: 17:42

Printed - 17:50 Sunday, 05 April 2009

# Historic Formula Ford 2000

## RACE - LAP ANALYSIS - Donington Park - 5 April 2009

(contd.)

<b>25</b>	<b>Antony RAINE</b>	Merlyn MK28
1 - 1:24.983	6 - 1:17.626	11 - 1:18.516
2 - 1:18.217	7 - 1:17.574	12 - 1:17.336
3 - 1:18.389	8 - <b>1:17.120</b>	
4 - 1:17.380	9 - 1:19.048	
5 - 1:18.634	10 - 1:18.757	
<b>41</b>	<b>Mark PIERCE</b>	Sparton SF80
1 - 1:29.218	6 - 1:21.767	
2 - 1:21.065	7 - 1:20.759	
3 - 1:19.294	8 - 1:40.456P	
4 - <b>1:19.249</b>		
5 - 1:31.886		
<b>43</b>	<b>Jan LANGDON</b>	Reynard SF78
1 - 1:25.234	6 - 1:17.754	11 - 1:18.811
2 - 1:18.894	7 - 1:18.025	12 - 1:18.627
3 - 1:18.512	8 - 1:19.187	
4 - <b>1:17.203</b>	9 - 1:18.972	
5 - 1:18.307	10 - 1:19.957	
<b>46</b>	<b>John BOWLES</b>	Royale RP9
1 - 1:37.113	6 - 1:23.518	11 - 1:23.819
2 - 1:25.865	7 - 1:23.485	
3 - 1:24.190	8 - 1:23.267	
4 - 1:24.485	9 - 1:24.349	
5 - 1:23.921	10 - <b>1:22.762</b>	
<b>47</b>	<b>Jon RANDALL</b>	Lola SuperVee
1 - 1:38.888	6 - 1:26.607	11 - <b>1:25.034</b>
2 - 1:28.834	7 - 1:26.901	
3 - 1:27.320	8 - 1:28.181	
4 - 1:26.749	9 - 1:26.587	
5 - 1:26.981	10 - 1:26.487	
<b>55</b>	<b>Martyn DONN</b>	Supernova BH3
1 - 1:38.810	6 - 1:34.246	
2 - 1:30.788	7 - 1:45.198P	
3 - <b>1:30.176</b>		
4 - 1:30.364		
5 - 1:31.129		

Weather/Track: Sun /Dry

www.mstworld.com

Page 2 of 4

Donington Park  
Circuit Length = 1.9573 miles.  
Start: 17:27 End: 17:42

Printed - 17:50 Sunday, 05 April 2009

# Historic Formula Ford 2000

## RACE - LAP ANALYSIS - Donington Park - 5 April 2009

(contd.)

<b>57</b>	<b>David WILD</b>	Reynard SF79
1 - 1:25.517	6 - 1:18.223	11 - 1:18.469
2 - 1:19.092	7 - 1:18.802	12 - 1:18.693
3 - 1:18.491	8 - 1:18.227	
4 - 1:17.779	9 - 1:18.736	
5 - <b>1:17.708</b>	10 - 1:20.019	
<b>71</b>	<b>Andrew STORER</b>	Royale RP27
1 - 1:24.647	6 - 1:18.257	11 - 1:17.704
2 - 1:17.674	7 - 1:17.051	12 - 1:17.910
3 - 1:18.246	8 - <b>1:16.985</b>	
4 - 1:17.215	9 - 1:19.339	
5 - 1:19.079	10 - 1:19.007	
<b>72</b>	<b>John TAYLOR</b>	Royale RP27
1 - 1:37.093	6 - 1:22.228	11 - 1:22.390
2 - 1:23.581	7 - 1:22.423	
3 - 1:23.640	8 - 1:23.782	
4 - 1:24.128	9 - 1:21.894	
5 - 1:23.225	10 - <b>1:21.361</b>	
<b>73</b>	<b>John WILSON</b>	Royale RP26
1 - 1:28.721	6 - 1:22.373	11 - <b>1:20.574</b>
2 - 1:21.973	7 - 1:21.698	12 - 1:20.907
3 - 1:21.868	8 - 1:21.078	
4 - 1:21.792	9 - 1:21.010	
5 - 1:22.931	10 - 1:20.924	
<b>74</b>	<b>Seamus DOYLE</b>	Lola T580
1 - 1:34.915	6 - 1:23.913	11 - 1:22.512
2 - 1:23.808	7 - 1:23.303	
3 - 1:22.934	8 - 1:24.014	
4 - 1:22.762	9 - 1:23.130	
5 - 1:24.277	10 - <b>1:21.976</b>	
<b>75</b>	<b>Colin WRIGHT</b>	Reynard SF79
1 - 1:22.825	6 - 1:17.646	11 - 1:17.753
2 - 1:18.062	7 - 1:18.076	12 - 1:17.287
3 - 1:17.941	8 - <b>1:17.220</b>	
4 - 1:17.730	9 - 1:17.885	
5 - 1:17.444	10 - 1:17.906	

Weather/Track: Sun /Dry

www.mstworld.com

Page 3 of 4

Donington Park  
Circuit Length = 1.9573 miles.  
Start: 17:27 End: 17:42

Printed - 17:50 Sunday, 05 April 2009



# Historic Formula Ford 2000

## RACE - LAP ANALYSIS - Donington Park - 5 April 2009

(contd.)

<b>98</b>	<b>Neil FOWLER</b>	<b>Reynard SF79</b>
1 - 1:20.761	6 - <b>1:15.930</b>	11 - 1:16.661
2 - 1:16.741	7 - 1:16.024	12 - 1:19.429
3 - 1:16.349	8 - 1:16.819	
4 - 1:16.088	9 - 1:17.063	
5 - 1:16.077	10 - 1:17.224	

Weather/Track: Sun /Dry

[www.mstworld.com](http://www.mstworld.com)

Page 4 of 4

Donington Park  
Circuit Length = 1.9573 miles.  
Start: 17:27 End: 17:42

Printed - 17:50 Sunday, 05 April 2009

# Historic Formula Ford 2000

## LAP CHART - RACE - Donington Park - 5 April 2009

Lap 1			Lap 2			Lap 3			Lap 4			Lap 5		
No	Behind	Laptime	No	Behind	Laptime	No	Behind	Laptime	No	Behind	Laptime	No	Behind	Laptime
98		1:20.761	98		1:16.741	98		1:16.349	98		1:16.088	98		1:16.077
75	2.064	1:22.825	75	3.385	1:18.062	75	4.977	1:17.941	75	6.619	1:17.730	75	7.986	1:17.444
12	2.710	1:23.471	12	4.204	1:18.235	71	6.716	1:18.246	71	7.843	1:17.215	71	10.845	1:19.079
71	3.886	1:24.647	71	4.819	1:17.674	12	7.472	1:19.617	12	8.511	1:17.127	12	11.342	1:18.908
25	4.222	1:24.983	25	5.698	1:18.217	25	7.738	1:18.389	25	9.030	1:17.380	25	11.587	1:18.634
43	4.473	1:25.234	43	6.626	1:18.894	43	8.789	1:18.512	43	9.904	1:17.203	43	12.134	1:18.307
57	4.756	1:25.517	57	7.107	1:19.092	57	9.249	1:18.491	57	10.940	1:17.779	57	12.571	1:17.708
11	6.066	1:26.827	19	9.188	1:19.156	19	10.390	1:17.551	19	11.496	1:17.194	19	12.941	1:17.522
4	6.645	1:27.406	11	9.854	1:20.529	11	13.845	1:20.340	4	17.988	1:19.861	4	20.471	1:18.560
19	6.773	1:27.534	4	10.217	1:20.313	4	14.215	1:20.347	11	18.472	1:20.715	11	22.672	1:20.277
73	7.960	1:28.721	41	12.781	1:21.065	41	15.726	1:19.294	41	18.887	1:19.249	73	31.269	1:22.931
41	8.457	1:29.218	73	13.192	1:21.973	73	18.711	1:21.868	73	24.415	1:21.792	24	33.225	1:23.633
24	9.145	1:29.906	24	14.292	1:21.888	24	19.744	1:21.801	24	25.669	1:22.013	41	34.696	1:31.886
74	14.154	1:34.915	74	21.221	1:23.808	74	27.806	1:22.934	74	34.480	1:22.762	74	42.680	1:24.277
10	15.198	1:35.959	10	22.451	1:23.994	10	29.266	1:23.164	10	35.308	1:22.130	10	42.882	1:23.651
72	16.332	1:37.093	72	23.172	1:23.581	72	30.463	1:23.640	72	38.503	1:24.128	72	45.651	1:23.225
46	16.352	1:37.113	46	25.476	1:25.865	46	33.317	1:24.190	46	41.714	1:24.485	46	49.558	1:23.921
55	18.049	1:38.810	47	30.220	1:28.834	47	41.191	1:27.320	47	51.852	1:26.749	47	1:02.756	1:26.981
47	18.127	1:38.888	55	32.096	1:30.788	55	45.923	1:30.176	55	1:00.199	1:30.364	55	1:15.251	1:31.129

Weather/Track: Sun /Dry

www.mstworld.com

Page 1 of 3

Donington Park  
Circuit Length = 1.9573 miles.  
Start: 17:27 End: 17:42

Printed - 17:50 Sunday, 05 April 2009

# Historic Formula Ford 2000

## LAP CHART - RACE - Donington Park - 5 April 2009

(contd.)

Lap 6			Lap 7			Lap 8			Lap 9			Lap 10		
No	Behind	Laptime	No	Behind	Laptime	No	Behind	Laptime	No	Behind	Laptime	No	Behind	Laptime
98		1:15.930	98		1:16.024	98		1:16.819	98		1:17.063	98		1:17.224
75	9.702	1:17.646	75	11.754	1:18.076	47	1 LAP	1:26.901	75	12.977	1:17.885	46	1 LAP	1:24.349
12	12.670	1:17.258	12	13.175	1:16.529	75	12.155	1:17.220	12	16.577	1:20.698	75	13.659	1:17.906
71	13.172	1:18.257	71	14.199	1:17.051	12	12.942	1:16.586	71	16.641	1:19.339	12	16.627	1:17.274
25	13.283	1:17.626	25	14.833	1:17.574	71	14.365	1:16.985	25	17.119	1:19.048	19	18.089	1:17.940
43	13.958	1:17.754	43	15.959	1:18.025	25	15.134	1:17.120	19	17.373	1:18.218	71	18.424	1:19.007
57	14.864	1:18.223	19	16.222	1:17.152	19	16.218	1:16.815	47	1 LAP	1:28.181	25	18.652	1:18.757
19	15.094	1:18.083	55	1 LAP	1:34.246	43	18.327	1:19.187	43	20.236	1:18.972	43	22.969	1:19.957
4	23.367	1:18.826	57	17.642	1:18.802	57	19.050	1:18.227	57	20.723	1:18.736	57	23.518	1:20.019
11	27.467	1:20.725	4	26.539	1:19.196	4	31.174	1:21.454	4	32.676	1:18.565	47	1 LAP	1:26.587
73	37.712	1:22.373	11	33.047	1:21.604	11	37.803	1:21.575	11	41.289	1:20.549	4	34.401	1:18.949
24	38.243	1:20.948	73	43.386	1:21.698	55	1 LAP	1:45.198P	73	51.592	1:21.010	11	44.349	1:20.284
41	40.533	1:21.767	24	43.770	1:21.551	73	47.645	1:21.078	24	52.566	1:21.435	73	55.292	1:20.924
10	49.961	1:23.009	41	45.268	1:20.759	24	48.194	1:21.243	10	1:09.488	1:22.075	24	55.688	1:20.346
74	50.663	1:23.913	10	57.009	1:23.072	10	1:04.476	1:24.286	72	1:10.142	1:21.894	10	1:13.843	1:21.579
72	51.949	1:22.228	74	57.942	1:23.303	74	1:05.137	1:24.014	74	1:11.204	1:23.130	72	1:14.279	1:21.361
46	57.146	1:23.518	72	58.348	1:22.423	72	1:05.311	1:23.782				74	1:15.956	1:21.976
47	1:13.433	1:26.607	46	1:04.607	1:23.485	41	1:08.905	1:40.456P						
						46	1:11.055	1:23.267						

Weather/Track: Sun /Dry

www.mstworld.com

Page 2 of 3

Donington Park  
Circuit Length = 1.9573 miles.  
Start: 17:27 End: 17:42

Printed - 17:50 Sunday, 05 April 2009

# Historic Formula Ford 2000

## LAP CHART - RACE - Donington Park - 5 April 2009

(contd.)

Lap 11			Lap 12			Lap 13			Lap 14			Lap 15		
No	Behind	Laptime	No	Behind	Laptime	No	Behind	Laptime	No	Behind	Laptime	No	Behind	Laptime
98		1:16.661	98		1:19.429									
46	1 LAP	1:22.762	72	1 LAP	1:22.390									
75	14.751	1:17.753	74	1 LAP	1:22.512									
12	16.698	1:16.732	46	1 LAP	1:23.819									
19	17.924	1:16.496	75	12.609	1:17.287									
71	19.467	1:17.704	12	14.314	1:17.045									
25	20.507	1:18.516	19	14.931	1:16.436									
43	25.119	1:18.811	71	17.948	1:17.910									
57	25.326	1:18.469	25	18.414	1:17.336									
4	36.590	1:18.850	43	24.317	1:18.627									
47	1 LAP	1:26.487	57	24.590	1:18.693									
11	47.449	1:19.761	4	36.343	1:19.182									
73	59.205	1:20.574	47	1 LAP	1:25.034									
24	59.894	1:20.867	11	48.046	1:20.026									
10	1:19.135	1:21.953	73	1:00.683	1:20.907									
			24	1:01.376	1:20.911									
			10	2:32.520	2:32.814P									

Weather/Track: Sun /Dry

www.mstworld.com

Page 3 of 3

Donington Park  
Circuit Length = 1.9573 miles.  
Start: 17:27 End: 17:42

Printed - 17:50 Sunday, 05 April 2009