



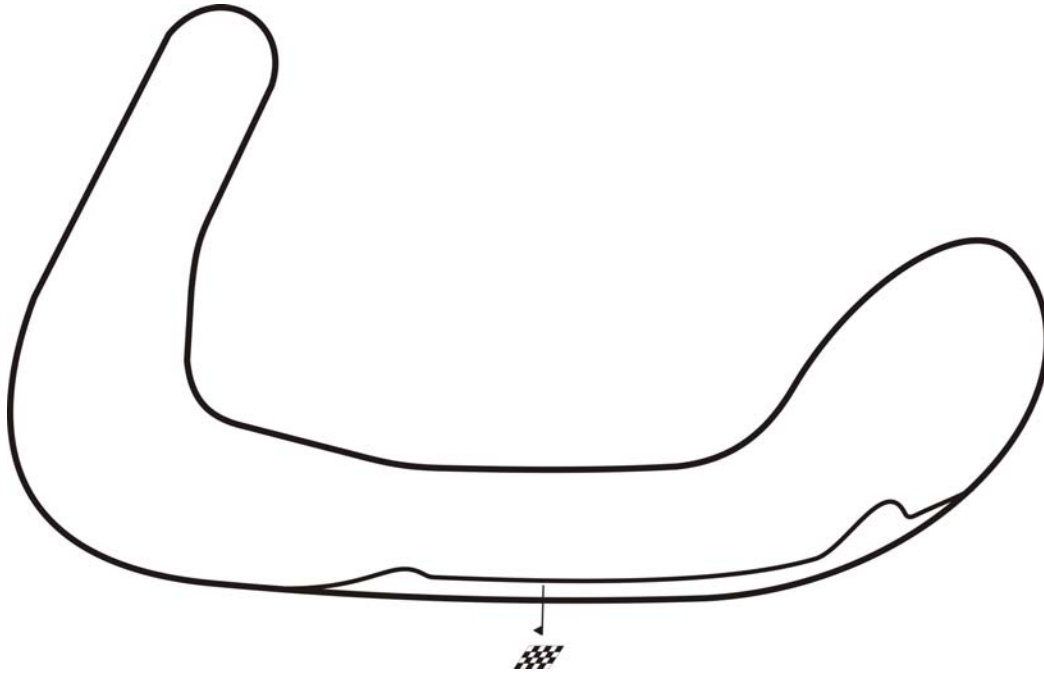
'ByBox' Historic Raceday

Brands Hatch
11 September 2010



Timing and Results by MST SYSTEMS Ltd
www.mstworld.com

BRANDS HATCH INDY CIRCUIT



CIRCUIT LENGTH 1.199 Miles / 1.929 Kilometres



Historic Formula Ford 2000

QUALIFYING - RACE 1 - Brands Hatch - 11 September 2010

| POS | NO | CL | DRIVER | NAT | CAR | TIME | LAPS | GAP | MPH |
|-----|----|----|-------------------|-----|--------------|----------|------|--------|-------|
| 1 | 48 | A | Oliver THORPE | | Royale RP27 | 53.963 | 13 | | 79.98 |
| 2 | 22 | A | John HAYES-HARLOW | | Royale RP30 | 56.829 | 12 | 2.866 | 75.95 |
| 3 | 19 | A | Scott TEMPLE | | Delta T79 | 57.134 | 10 | 3.171 | 75.54 |
| 4 | 53 | A | Roger PRICE | | Delta T79 | 57.148 | 12 | 3.185 | 75.53 |
| 5 | 57 | A | David WILD | | Reynard SF79 | 57.215 | 12 | 3.252 | 75.44 |
| 6 | 25 | B | Antony RAINE | | Merlyn MK28 | 57.485 | 12 | 3.522 | 75.08 |
| 7 | 65 | A | Peter DENHAM | | Reynard SF78 | 57.624 | 8 | 3.661 | 74.90 |
| 8 | 75 | A | Colin WRIGHT | | Reynard SF79 | 57.965 | 12 | 4.002 | 74.46 |
| 9 | 60 | A | Nigel GRANT | | Delta T78 | 58.076 | 12 | 4.113 | 74.32 |
| 10 | 31 | A | Derek WATLING | | Royale RP27 | 58.759 | 9 | 4.796 | 73.45 |
| 11 | 11 | A | Stuart BOYER | | Reynard SF77 | 58.780 | 12 | 4.817 | 73.43 |
| 12 | 20 | A | David CLARK | | Dulon MP21 | 59.010 | 12 | 5.047 | 73.14 |
| 13 | 43 | A | Jan LANGDON | | Reynard SF78 | 59.120 | 11 | 5.157 | 73.01 |
| 14 | 5 | A | George LAMBTON | | Reynard SF79 | 59.463 | 12 | 5.500 | 72.59 |
| 15 | 24 | A | Alan GAPE | | Royale RP27 | 59.927 | 12 | 5.964 | 72.02 |
| 16 | 4 | A | Steve GARDINER | | Reynard SF80 | 1:00.031 | 7 | 6.068 | 71.90 |
| 17 | 16 | A | Simon TOYNE | | Reynard SF79 | 1:00.410 | 11 | 6.447 | 71.45 |
| 18 | 12 | A | Wil ARIF | | Royale RP30 | 1:00.491 | 9 | 6.528 | 71.35 |
| 19 | 88 | A | Paul DUKES | | Reynard SF79 | 1:00.627 | 11 | 6.664 | 71.19 |
| 20 | 46 | C | John BOWLES | | Royale RP9 | 1:01.290 | 10 | 7.327 | 70.42 |
| 21 | 51 | A | Stuart OLLEY | | Delta T79 | 1:03.871 | 11 | 9.908 | 67.58 |
| 22 | 9 | A | Adam ORMANDY | | Reynard SF78 | 1:04.857 | 11 | 10.894 | 66.55 |
| 23 | 70 | A | John TAYLOR | | Royale RP27 | 1:05.632 | 8 | 11.669 | 65.76 |

CARS 9, 20 - NO WORKING TRANSPONDER

Weather/Track: Drizzle /Damp

These results are provisional until the conclusion of any judicial and technical matters.

Brands Hatch

Circuit Length = 1.1990 miles.

Start: 09:00 End: 09:12

Clerk of the Course:

Timekeeper:

Historic Formula Ford 2000

QUALIFYING LAP ANALYSIS - RACE 1 - Brands Hatch - 11 September 2010

| | | |
|---------------------|-----------------------|---------------|
| 4 | Steve GARDINER | Reynard SF80 |
| 1 - X:00.000 | 6 - 1:00.650 | |
| 2 - 1:05.377 | 7 - 1:02.475 | |
| 3 - 1:00.888 | | |
| 4 - 1:01.146 | | |
| 5 - 1:00.031 | | |
| 5 | George LAMBTON | Reynard SF79 |
| 1 - X:00.000 | 6 - 1:00.748 | 11 - 1:00.829 |
| 2 - 1:03.118 | 7 - 1:01.240 | 12 - 1:00.604 |
| 3 - 1:03.003 | 8 - 1:01.176 | |
| 4 - 1:01.354 | 9 - 1:02.736 | |
| 5 - 59.463 | 10 - 1:02.787 | |
| 9 | Adam ORMANDY | Reynard SF78 |
| 1 - X:00.000 | 6 - 1:07.060 | 11 - 1:06.345 |
| 2 - 1:08.520 | 7 - 1:06.968 | |
| 3 - 1:06.018 | 8 - 1:06.846 | |
| 4 - 1:04.857 | 9 - 1:05.904 | |
| 5 - 1:04.909 | 10 - 1:06.104 | |
| 11 | Stuart BOYER | Reynard SF77 |
| 1 - X:00.000 | 6 - 1:00.934 | 11 - 1:02.397 |
| 2 - 1:03.277 | 7 - 1:01.442 | 12 - 1:01.174 |
| 3 - 1:02.035 | 8 - 1:02.463 | |
| 4 - 1:00.913 | 9 - 1:03.831 | |
| 5 - 58.780 | 10 - 1:04.203 | |
| 12 | Wil ARIF | Royale RP30 |
| 1 - X:00.000 | 6 - 3:02.385P | |
| 2 - 1:01.669 | 7 - 1:09.811 | |
| 3 - 1:01.465 | 8 - 1:02.203 | |
| 4 - 1:00.644 | 9 - 1:00.491 | |
| 5 - 1:03.544 | | |
| 16 | Simon TOYNE | Reynard SF79 |
| 1 - X:00.000 | 6 - 1:04.273 | 11 - 1:00.690 |
| 2 - 1:03.967 | 7 - 1:03.570 | |
| 3 - 1:02.764 | 8 - 1:04.090 | |
| 4 - 1:01.820 | 9 - 1:04.127 | |
| 5 - 1:00.410 | 10 - 1:01.188 | |

Weather/Track: Drizzle /Damp

www.mstworld.com

Page 1 of 4

Brands Hatch
Circuit Length = 1.1990 miles.
Start: 09:00 End: 09:12

Printed - 09:15 Saturday, 11 September 2010

Historic Formula Ford 2000

QUALIFYING LAP ANALYSIS - RACE 1 - Brands Hatch - 11 September 2010

(contd.)

| | | |
|-------------------|--------------------------|---------------|
| 19 | Scott TEMPLE | Delta T79 |
| 1 - X:00.000 | 6 - 58.037 | |
| 2 - 1:02.523 | 7 - 1:01.101 | |
| 3 - 59.906 | 8 - 1:00.618 | |
| 4 - 57.821 | 9 - 3:31.091P | |
| 5 - 57.134 | 10 - 1:04.112 | |
| 20 | David CLARK | Dulon MP21 |
| 1 - X:00.000 | 6 - 1:00.475 | 11 - 1:00.627 |
| 2 - 1:04.662 | 7 - 1:01.330 | 12 - 59.638 |
| 3 - 1:01.219 | 8 - 1:01.835 | |
| 4 - 59.326 | 9 - 1:01.625 | |
| 5 - 59.010 | 10 - 1:00.351 | |
| 22 | John HAYES-HARLOW | Royale RP30 |
| 1 - X:00.000 | 6 - 56.829 | 11 - 59.542 |
| 2 - 1:00.695 | 7 - 1:00.596 | 12 - 59.383 |
| 3 - 59.656 | 8 - 59.934 | |
| 4 - 58.606 | 9 - 1:00.059 | |
| 5 - 58.610 | 10 - 1:00.256 | |
| 24 | Alan GAPE | Royale RP27 |
| 1 - X:00.000 | 6 - 1:00.823 | 11 - 1:01.774 |
| 2 - 1:05.358 | 7 - 1:01.152 | 12 - 1:02.532 |
| 3 - 1:01.822 | 8 - 1:02.439 | |
| 4 - 59.927 | 9 - 1:01.143 | |
| 5 - 1:00.971 | 10 - 1:00.429 | |
| 25 | Antony RAINE | Merlyn MK28 |
| 1 - X:00.000 | 6 - 57.615 | 11 - 1:00.099 |
| 2 - 1:10.319 | 7 - 1:02.348 | 12 - 59.809 |
| 3 - 1:00.027 | 8 - 1:01.287 | |
| 4 - 59.167 | 9 - 1:02.254 | |
| 5 - 57.485 | 10 - 1:01.043 | |
| 31 | Derek WATLING | Royale RP27 |
| 1 - X:00.000 | 6 - 1:01.164 | |
| 2 - 1:05.249 | 7 - 1:06.306 | |
| 3 - 1:02.241 | 8 - 1:06.045 | |
| 4 - 1:05.206 | 9 - 1:26.439P | |
| 5 - 58.759 | | |

Weather/Track: Drizzle /Damp

www.mstworld.com

Page 2 of 4

Brands Hatch
Circuit Length = 1.1990 miles.
Start: 09:00 End: 09:12

Printed - 09:15 Saturday, 11 September 2010

Historic Formula Ford 2000

QUALIFYING LAP ANALYSIS - RACE 1 - Brands Hatch - 11 September 2010

(contd.)

| | | |
|---------------------|----------------------|---------------|
| 43 | Jan LANGDON | Reynard SF78 |
| 1 - X:00.000 | 6 - 1:36.343 | 11 - 1:00.968 |
| 2 - 1:05.954 | 7 - 1:06.427 | |
| 3 - 1:04.487 | 8 - 1:02.741 | |
| 4 - 1:01.099 | 9 - 1:03.862 | |
| 5 - 59.120 | 10 - 1:01.811 | |
| 46 | John BOWLES | Royale RP9 |
| 1 - X:00.000 | 6 - 1:03.657 | |
| 2 - 1:05.023 | 7 - 1:04.469 | |
| 3 - 1:02.870 | 8 - 1:04.328 | |
| 4 - 1:02.188 | 9 - 1:08.032 | |
| 5 - 1:01.290 | 10 - 1:05.173 | |
| 48 | Oliver THORPE | Royale RP27 |
| 1 - X:00.000 | 6 - 54.233 | 11 - 58.424 |
| 2 - 58.649 | 7 - 57.435 | 12 - 58.375 |
| 3 - 57.220 | 8 - 59.464 | 13 - 57.205 |
| 4 - 58.797 | 9 - 58.435 | |
| 5 - 53.963 | 10 - 59.760 | |
| 51 | Stuart OLLEY | Delta T79 |
| 1 - X:00.000 | 6 - 1:08.195 | 11 - 1:04.709 |
| 2 - 1:09.107 | 7 - 1:06.661 | |
| 3 - 1:06.981 | 8 - 1:03.871 | |
| 4 - 1:04.725 | 9 - 1:04.047 | |
| 5 - 1:06.199 | 10 - 1:03.980 | |
| 53 | Roger PRICE | Delta T79 |
| 1 - X:00.000 | 6 - 58.343 | 11 - 1:01.564 |
| 2 - 1:02.899 | 7 - 1:01.109 | 12 - 1:00.607 |
| 3 - 59.897 | 8 - 1:02.265 | |
| 4 - 58.544 | 9 - 1:00.593 | |
| 5 - 57.148 | 10 - 1:00.311 | |
| 57 | David WILD | Reynard SF79 |
| 1 - X:00.000 | 6 - 57.215 | 11 - 58.932 |
| 2 - 1:00.234 | 7 - 59.493 | 12 - 59.107 |
| 3 - 59.502 | 8 - 1:00.045 | |
| 4 - 58.364 | 9 - 59.871 | |
| 5 - 58.184 | 10 - 59.993 | |

Weather/Track: Drizzle /Damp

www.mstworld.com

Page 3 of 4

Brands Hatch
Circuit Length = 1.1990 miles.
Start: 09:00 End: 09:12

Printed - 09:15 Saturday, 11 September 2010

Historic Formula Ford 2000

QUALIFYING LAP ANALYSIS - RACE 1 - Brands Hatch - 11 September 2010

(contd.)

| | | |
|---------------------|---------------------|---------------|
| 60 | Nigel GRANT | Delta T78 |
| 1 - X:00.000 | 6 - 59.467 | 11 - 1:00.478 |
| 2 - 1:01.850 | 7 - 1:03.046 | 12 - 59.988 |
| 3 - 1:00.109 | 8 - 1:01.347 | |
| 4 - 58.076 | 9 - 1:01.662 | |
| 5 - 58.634 | 10 - 1:00.362 | |
| 65 | Peter DENHAM | Reynard SF78 |
| 1 - X:00.000 | 6 - 59.448 | |
| 2 - 1:04.511 | 7 - 1:00.894 | |
| 3 - 1:01.582 | 8 - 1:26.643P | |
| 4 - 59.717 | | |
| 5 - 57.624 | | |
| 70 | John TAYLOR | Royale RP27 |
| 1 - X:00.000 | 6 - 1:07.623 | |
| 2 - 1:11.770 | 7 - 1:07.034 | |
| 3 - 1:09.612 | 8 - 1:37.611P | |
| 4 - 1:08.830 | | |
| 5 - 1:05.632 | | |
| 75 | Colin WRIGHT | Reynard SF79 |
| 1 - X:00.000 | 6 - 57.965 | 11 - 1:01.417 |
| 2 - 1:01.114 | 7 - 1:01.205 | 12 - 59.864 |
| 3 - 1:00.334 | 8 - 1:00.434 | |
| 4 - 59.741 | 9 - 1:00.461 | |
| 5 - 59.290 | 10 - 1:00.549 | |
| 88 | Paul DUKES | Reynard SF79 |
| 1 - X:00.000 | 6 - 1:03.896 | 11 - 1:04.957 |
| 2 - 1:04.118 | 7 - 1:03.643 | |
| 3 - 1:11.138 | 8 - 1:03.815 | |
| 4 - 1:00.627 | 9 - 1:04.183 | |
| 5 - 1:01.186 | 10 - 1:01.984 | |

Weather/Track: Drizzle /Damp

www.mstworld.com

Page 4 of 4


Brands Hatch
Circuit Length = 1.1990 miles.
Start: 09:00 End: 09:12

Printed - 09:15 Saturday, 11 September 2010

Historic Formula Ford 2000

GRID FOR RACE 1 - Brands Hatch - 11 September 2010

| | | | | | |
|--------|----|---------|------|----|--------------|
| ROW 12 | 70 | TAYLOR | | | |
| ROW 11 | 51 | OLLEY | | 9 | ORMANDY |
| ROW 10 | 88 | DUKES | | 46 | BOWLES |
| ROW 9 | 16 | TOYNE | | 12 | ARIF |
| ROW 8 | 24 | GAPE | | 4 | GARDINER |
| ROW 7 | 43 | LANGDON | | 5 | LAMBTON |
| ROW 6 | 11 | BOYER | | 20 | CLARK |
| ROW 5 | 60 | GRANT | | 31 | WATLING |
| ROW 4 | 65 | DENHAM | | 75 | WRIGHT |
| ROW 3 | 57 | WILD | | 25 | RAINE |
| ROW 2 | 19 | TEMPLE | | 53 | PRICE |
| ROW 1 | 48 | THORPE | | 22 | HAYES-HARLOW |
| | | | POLE | | |



Weather/Track: Drizzle /Damp

These results are provisional until the conclusion of any judicial and technical matters.

Brands Hatch

Circuit Length = 1.1990 miles.

Start: 09:00 End: 09:12

Clerk of the Course:

Timekeeper:

Historic Formula Ford 2000

RACE 1 - CLASSIFICATION - Brands Hatch - 11 September 2010

| POS | NO | CL | DRIVER | NAT | CAR | TIME | LAPS | GAP | MPH | BEST |
|-----|----|----|----------------|-----|--------------|-----------|------|--------|-------|--------|
| 1 | 48 | A | Oliver THORPE | | Royale RP27 | 20:08.694 | 24 | | 85.76 | 49.484 |
| 2 | 65 | A | Peter DENHAM | | Reynard SF78 | 20:31.231 | 24 | 22.537 | 84.19 | 50.315 |
| 3 | 57 | A | David WILD | | Reynard SF79 | 20:37.428 | 24 | 28.734 | 83.76 | 50.617 |
| 4 | 75 | A | Colin WRIGHT | | Reynard SF79 | 20:37.645 | 24 | 28.951 | 83.75 | 50.326 |
| 5 | 19 | A | Scott TEMPLE | | Delta T79 | 20:40.980 | 24 | 32.286 | 83.52 | 50.757 |
| 6 | 53 | A | Roger PRICE | | Delta T79 | 20:41.930 | 24 | 33.236 | 83.46 | 50.741 |
| 7 | 12 | A | Wil ARIF | | Royale RP30 | 20:41.977 | 24 | 33.283 | 83.46 | 50.418 |
| 8 | 60 | A | Nigel GRANT | | Delta T78 | 20:45.996 | 24 | 37.302 | 83.19 | 50.938 |
| 9 | 16 | A | Simon TOYNE | | Reynard SF79 | 20:55.258 | 24 | 46.564 | 82.57 | 50.523 |
| 10 | 25 | B | Antony RAINE | | Merlyn MK28 | 20:56.625 | 24 | 47.931 | 82.49 | 51.202 |
| 11 | 4 | A | Steve GARDINER | | Reynard SF80 | 20:15.062 | 23 | 1 LAP | 81.75 | 51.657 |
| 12 | 24 | A | Alan GAPE | | Royale RP27 | 20:22.644 | 23 | 1 LAP | 81.25 | 51.922 |
| 13 | 11 | A | Stuart BOYER | | Reynard SF77 | 20:22.996 | 23 | 1 LAP | 81.22 | 51.952 |
| 14 | 9 | A | Adam ORMANDY | | Reynard SF78 | 20:36.475 | 23 | 1 LAP | 80.34 | 52.389 |
| 15 | 43 | A | Jan LANGDON | | Reynard SF78 | 20:41.597 | 23 | 1 LAP | 80.01 | 52.731 |
| 16 | 51 | A | Stuart OLLEY | | Delta T79 | 20:25.110 | 22 | 2 LAPS | 77.56 | 52.898 |
| 17 | 46 | C | John BOWLES | | Royale RP9 | 20:33.722 | 22 | 2 LAPS | 77.02 | 53.557 |
| 18 | 31 | A | Derek WATLING | | Royale RP27 | 21:06.336 | 22 | 2 LAPS | 75.04 | 53.698 |
| 19 | 20 | B | David CLARK | | Dulon MP21 | 20:27.085 | 21 | 3 LAPS | 73.92 | 52.660 |

NOT CLASSIFIED

| | | | | | | | | | |
|----|---|-------------------|--|--------------|-----------|----|--------|-------|----------|
| 22 | A | John HAYES-HARLOW | | Royale RP30 | 17:21.175 | 20 | D.N.F. | 82.97 | 50.911 |
| 5 | A | George LAMBTON | | Reynard SF79 | 12:33.338 | 12 | D.N.F. | 68.84 | 52.312 |
| 88 | A | Paul DUKES | | Reynard SF79 | 2:34.944 | 2 | D.N.F. | 56.13 | 1:08.629 |
| 70 | A | John TAYLOR | | Royale RP27 | 2:47.502 | 2 | D.N.F. | 51.92 | 1:10.858 |

FASTEST LAP

| | | | | | | | | |
|----|---|---------------|--|-------------|--------|----|----------|-----------|
| 48 | A | Oliver THORPE | | Royale RP27 | 49.484 | 20 | 87.22mph | 140.38kph |
| 25 | B | Antony RAINE | | Merlyn MK28 | 51.202 | 23 | 84.30mph | 135.67kph |
| 46 | C | John BOWLES | | Royale RP9 | 53.557 | 5 | 80.59mph | 129.70kph |

CAR 57 - NO WORKING TRANSPONDER

Weather/Track: Cloud /Dry

These results are provisional until the conclusion of any judicial and technical matters.

Brands Hatch

Circuit Length = 1.1990 miles.

Start: 12:56 End: 13:17

Clerk of the Course:

Timekeeper:

Historic Formula Ford 2000

RACE 1 - LAP ANALYSIS - Brands Hatch - 11 September 2010

| | | | | | | | | | |
|-----------|-----------------------|------|---------------|------|---------------|------|---------------|------|---------------|
| 4 | Steve GARDINER | | | | | | Reynard SF80 | | |
| 1 - | 1:04.756 | 6 - | 52.846 | 11 - | 52.647 | 16 - | 51.834 | 21 - | 52.438 |
| 2 - | 53.472 | 7 - | 51.657 | 12 - | 52.361 | 17 - | 51.953 | 22 - | 52.565 |
| 3 - | 53.250 | 8 - | 52.120 | 13 - | 51.662 | 18 - | 52.091 | 23 - | 52.620 |
| 4 - | 52.732 | 9 - | 51.840 | 14 - | 51.738 | 19 - | 51.702 | | |
| 5 - | 52.337 | 10 - | 52.726 | 15 - | 51.857 | 20 - | 51.858 | | |
| 5 | George LAMBTON | | | | | | Reynard SF79 | | |
| 1 - | 1:05.736 | 6 - | 52.866 | 11 - | 52.312 | | | | |
| 2 - | 54.211 | 7 - | 53.233 | 12 - | 2:36.382P | | | | |
| 3 - | 53.859 | 8 - | 52.765 | | | | | | |
| 4 - | 53.214 | 9 - | 52.822 | | | | | | |
| 5 - | 52.797 | 10 - | 53.141 | | | | | | |
| 9 | Adam ORMANDY | | | | | | Reynard SF78 | | |
| 1 - | 1:06.389 | 6 - | 53.480 | 11 - | 52.517 | 16 - | 53.629 | 21 - | 54.145 |
| 2 - | 54.330 | 7 - | 53.227 | 12 - | 53.536 | 17 - | 52.523 | 22 - | 52.398 |
| 3 - | 53.854 | 8 - | 52.776 | 13 - | 54.739 | 18 - | 52.504 | 23 - | 52.622 |
| 4 - | 53.364 | 9 - | 52.812 | 14 - | 54.165 | 19 - | 52.389 | | |
| 5 - | 52.674 | 10 - | 52.616 | 15 - | 53.126 | 20 - | 52.660 | | |
| 11 | Stuart BOYER | | | | | | Reynard SF77 | | |
| 1 - | 1:01.829 | 6 - | 52.278 | 11 - | 52.594 | 16 - | 52.010 | 21 - | 52.435 |
| 2 - | 53.117 | 7 - | 52.371 | 12 - | 52.777 | 17 - | 52.424 | 22 - | 51.952 |
| 3 - | 51.966 | 8 - | 54.194 | 13 - | 52.986 | 18 - | 53.473 | 23 - | 52.838 |
| 4 - | 52.046 | 9 - | 53.677 | 14 - | 52.791 | 19 - | 53.685 | | |
| 5 - | 52.211 | 10 - | 53.565 | 15 - | 52.601 | 20 - | 53.176 | | |
| 12 | Wii ARIF | | | | | | Royale RP30 | | |
| 1 - | 1:04.534 | 6 - | 51.356 | 11 - | 51.370 | 16 - | 50.418 | 21 - | 50.568 |
| 2 - | 53.460 | 7 - | 51.318 | 12 - | 50.812 | 17 - | 50.601 | 22 - | 51.423 |
| 3 - | 52.475 | 8 - | 52.220 | 13 - | 50.423 | 18 - | 51.105 | 23 - | 50.643 |
| 4 - | 51.646 | 9 - | 50.877 | 14 - | 50.515 | 19 - | 50.503 | 24 - | 51.312 |
| 5 - | 51.310 | 10 - | 51.063 | 15 - | 51.299 | 20 - | 50.726 | | |
| 16 | Simon TOYNE | | | | | | Reynard SF79 | | |
| 1 - | 1:03.451 | 6 - | 51.597 | 11 - | 51.244 | 16 - | 51.147 | 21 - | 51.510 |
| 2 - | 54.075 | 7 - | 51.637 | 12 - | 51.230 | 17 - | 51.727 | 22 - | 52.706 |
| 3 - | 52.837 | 8 - | 51.565 | 13 - | 50.887 | 18 - | 51.787 | 23 - | 51.223 |
| 4 - | 53.082 | 9 - | 53.110 | 14 - | 50.947 | 19 - | 51.424 | 24 - | 51.107 |
| 5 - | 52.506 | 10 - | 52.166 | 15 - | 50.523 | 20 - | 51.770 | | |

Weather/Track: Cloud /Dry

www.mstworld.com

Page 1 of 4

Brands Hatch
Circuit Length = 1.1990 miles.
Start: 12:56 End: 13:17

Printed - 13:20 Saturday, 11 September 2010

Historic Formula Ford 2000

RACE 1 - LAP ANALYSIS - Brands Hatch - 11 September 2010

(contd.)

| | | | | | | | | | |
|-----------|--------------------------|-------------|---------------|------|---------------|------|---------------|------|---------------|
| 19 | Scott TEMPLE | Delta T79 | | | | | | | |
| 1 - | 1:01.168 | 6 - | 51.347 | 11 - | 50.757 | 16 - | 51.343 | 21 - | 51.297 |
| 2 - | 51.955 | 7 - | 51.192 | 12 - | 50.943 | 17 - | 51.212 | 22 - | 51.348 |
| 3 - | 51.518 | 8 - | 51.059 | 13 - | 50.915 | 18 - | 51.162 | 23 - | 51.345 |
| 4 - | 52.558 | 9 - | 50.933 | 14 - | 51.047 | 19 - | 51.079 | 24 - | 51.883 |
| 5 - | 51.185 | 10 - | 51.121 | 15 - | 50.990 | 20 - | 51.623 | | |
| 20 | David CLARK | Dulon MP21 | | | | | | | |
| 1 - | 1:03.333 | 6 - | 53.341 | 11 - | 53.165 | 16 - | 1:04.767 | 21 - | 1:06.114 |
| 2 - | 53.158 | 7 - | 53.102 | 12 - | 53.368 | 17 - | 1:06.314 | | |
| 3 - | 53.508 | 8 - | 53.790 | 13 - | 59.801 | 18 - | 1:04.249 | | |
| 4 - | 53.101 | 9 - | 53.625 | 14 - | 1:01.484 | 19 - | 1:07.732 | | |
| 5 - | 52.734 | 10 - | 52.660 | 15 - | 1:01.375 | 20 - | 1:06.364 | | |
| 22 | John HAYES-HARLOW | Royale RP30 | | | | | | | |
| 1 - | 58.303 | 6 - | 51.473 | 11 - | 51.723 | 16 - | 51.233 | | |
| 2 - | 52.934 | 7 - | 51.443 | 12 - | 52.154 | 17 - | 51.658 | | |
| 3 - | 52.633 | 8 - | 52.446 | 13 - | 51.765 | 18 - | 50.911 | | |
| 4 - | 51.883 | 9 - | 51.407 | 14 - | 51.350 | 19 - | 51.360 | | |
| 5 - | 52.118 | 10 - | 51.679 | 15 - | 51.434 | 20 - | 51.268 | | |
| 24 | Alan GAPE | Royale RP27 | | | | | | | |
| 1 - | 1:03.938 | 6 - | 52.791 | 11 - | 52.080 | 16 - | 52.156 | 21 - | 52.364 |
| 2 - | 54.112 | 7 - | 52.244 | 12 - | 52.258 | 17 - | 53.220 | 22 - | 52.938 |
| 3 - | 53.658 | 8 - | 52.753 | 13 - | 51.922 | 18 - | 52.777 | 23 - | 53.431 |
| 4 - | 53.275 | 9 - | 52.468 | 14 - | 52.230 | 19 - | 51.949 | | |
| 5 - | 52.761 | 10 - | 52.347 | 15 - | 52.595 | 20 - | 52.377 | | |
| 25 | Antony RAINE | Merlyn MK28 | | | | | | | |
| 1 - | 1:01.120 | 6 - | 51.930 | 11 - | 52.192 | 16 - | 51.583 | 21 - | 51.800 |
| 2 - | 52.513 | 7 - | 52.129 | 12 - | 51.488 | 17 - | 52.089 | 22 - | 52.678 |
| 3 - | 52.120 | 8 - | 52.510 | 13 - | 51.729 | 18 - | 51.765 | 23 - | 51.202 |
| 4 - | 52.582 | 9 - | 51.791 | 14 - | 52.201 | 19 - | 51.676 | 24 - | 51.504 |
| 5 - | 52.091 | 10 - | 51.425 | 15 - | 51.972 | 20 - | 52.535 | | |
| 31 | Derek WATLING | Royale RP27 | | | | | | | |
| 1 - | 1:06.541 | 6 - | 53.698 | 11 - | 55.230 | 16 - | 57.346 | 21 - | 1:07.887 |
| 2 - | 56.876 | 7 - | 53.874 | 12 - | 54.820 | 17 - | 56.918 | 22 - | 1:05.804 |
| 3 - | 55.018 | 8 - | 53.979 | 13 - | 55.361 | 18 - | 55.254 | | |
| 4 - | 54.291 | 9 - | 54.067 | 14 - | 56.482 | 19 - | 1:04.044 | | |
| 5 - | 53.971 | 10 - | 53.823 | 15 - | 55.359 | 20 - | 1:05.693 | | |

Weather/Track: Cloud /Dry

www.mstworld.com

Page 2 of 4

Brands Hatch
Circuit Length = 1.1990 miles.
Start: 12:56 End: 13:17

Printed - 13:20 Saturday, 11 September 2010

Historic Formula Ford 2000

RACE 1 - LAP ANALYSIS - Brands Hatch - 11 September 2010

(contd.)

| | | | | | | | | | |
|-----------|----------------------|------|---------------|------|---------------|------|---------------|------|----------|
| 43 | Jan LANGDON | | | | | | Reynard SF78 | | |
| 1 - | 1:04.679 | 6 - | 53.241 | 11 - | 53.209 | 16 - | 54.834 | 21 - | 52.938 |
| 2 - | 54.813 | 7 - | 53.026 | 12 - | 53.838 | 17 - | 52.984 | 22 - | 54.664 |
| 3 - | 53.030 | 8 - | 52.964 | 13 - | 54.453 | 18 - | 52.731 | 23 - | 53.935 |
| 4 - | 53.332 | 9 - | 52.983 | 14 - | 53.827 | 19 - | 52.909 | | |
| 5 - | 53.292 | 10 - | 53.050 | 15 - | 53.250 | 20 - | 53.615 | | |
| 46 | John BOWLES | | | | | | Royale RP9 | | |
| 1 - | 1:26.210 | 6 - | 54.731 | 11 - | 54.753 | 16 - | 54.872 | 21 - | 54.576 |
| 2 - | 57.008 | 7 - | 54.400 | 12 - | 53.987 | 17 - | 54.321 | 22 - | 54.779 |
| 3 - | 54.554 | 8 - | 53.982 | 13 - | 53.670 | 18 - | 53.590 | | |
| 4 - | 53.804 | 9 - | 56.531 | 14 - | 54.765 | 19 - | 54.204 | | |
| 5 - | 53.557 | 10 - | 55.903 | 15 - | 54.712 | 20 - | 54.813 | | |
| 48 | Oliver THORPE | | | | | | Royale RP27 | | |
| 1 - | 56.254 | 6 - | 49.999 | 11 - | 49.612 | 16 - | 49.714 | 21 - | 49.865 |
| 2 - | 50.331 | 7 - | 51.770 | 12 - | 50.447 | 17 - | 49.703 | 22 - | 49.639 |
| 3 - | 50.360 | 8 - | 50.012 | 13 - | 49.541 | 18 - | 49.528 | 23 - | 51.182 |
| 4 - | 50.220 | 9 - | 50.076 | 14 - | 49.823 | 19 - | 50.060 | 24 - | 49.656 |
| 5 - | 49.910 | 10 - | 49.965 | 15 - | 51.543 | 20 - | 49.484 | | |
| 51 | Stuart OLLEY | | | | | | Delta T79 | | |
| 1 - | 1:07.102 | 6 - | 53.686 | 11 - | 52.986 | 16 - | 53.255 | 21 - | 1:00.784 |
| 2 - | 55.320 | 7 - | 52.987 | 12 - | 53.361 | 17 - | 53.361 | 22 - | 1:01.330 |
| 3 - | 54.480 | 8 - | 53.613 | 13 - | 53.924 | 18 - | 53.633 | | |
| 4 - | 54.348 | 9 - | 52.898 | 14 - | 54.847 | 19 - | 58.284 | | |
| 5 - | 53.865 | 10 - | 53.087 | 15 - | 54.050 | 20 - | 1:03.909 | | |
| 53 | Roger PRICE | | | | | | Delta T79 | | |
| 1 - | 1:00.804 | 6 - | 51.424 | 11 - | 51.520 | 16 - | 51.256 | 21 - | 50.901 |
| 2 - | 51.801 | 7 - | 51.330 | 12 - | 51.307 | 17 - | 51.390 | 22 - | 51.231 |
| 3 - | 51.703 | 8 - | 51.974 | 13 - | 50.931 | 18 - | 50.818 | 23 - | 50.829 |
| 4 - | 52.607 | 9 - | 51.418 | 14 - | 50.888 | 19 - | 50.741 | 24 - | 51.451 |
| 5 - | 51.709 | 10 - | 51.628 | 15 - | 51.023 | 20 - | 51.246 | | |
| 57 | David WILD | | | | | | Reynard SF79 | | |
| 1 - | 58.497 | 6 - | 51.512 | 11 - | 50.617 | 16 - | 51.542 | 21 - | 51.330 |
| 2 - | 52.700 | 7 - | 52.086 | 12 - | 50.715 | 17 - | 50.992 | 22 - | 50.814 |
| 3 - | 51.300 | 8 - | 51.565 | 13 - | 50.811 | 18 - | 51.103 | 23 - | 52.220 |
| 4 - | 51.372 | 9 - | 51.011 | 14 - | 50.913 | 19 - | 50.882 | 24 - | 51.041 |
| 5 - | 51.226 | 10 - | 50.798 | 15 - | 51.503 | 20 - | 50.878 | | |

Weather/Track: Cloud /Dry

www.mstworld.com

Page 3 of 4

Brands Hatch
Circuit Length = 1.1990 miles.
Start: 12:56 End: 13:17

Printed - 13:20 Saturday, 11 September 2010

Historic Formula Ford 2000

RACE 1 - LAP ANALYSIS - Brands Hatch - 11 September 2010

(contd.)

| | | | | | | | | | | | |
|-----------|---------------------|--------------|--------|------|---------------|------|--------|------|---------------|--|--|
| 60 | Nigel GRANT | Delta T78 | | | | | | | | | |
| 1 - | 1:01.681 | 6 - | 51.631 | 11 - | 51.555 | 16 - | 51.331 | 21 - | 51.718 | | |
| 2 - | 52.808 | 7 - | 51.365 | 12 - | 51.489 | 17 - | 51.867 | 22 - | 51.505 | | |
| 3 - | 51.797 | 8 - | 51.744 | 13 - | 51.588 | 18 - | 51.048 | 23 - | 51.433 | | |
| 4 - | 51.508 | 9 - | 51.232 | 14 - | 50.938 | 19 - | 50.988 | 24 - | 51.358 | | |
| 5 - | 51.693 | 10 - | 51.527 | 15 - | 51.193 | 20 - | 50.999 | | | | |
| 65 | Peter DENHAM | Reynard SF78 | | | | | | | | | |
| 1 - | 59.280 | 6 - | 51.199 | 11 - | 50.686 | 16 - | 51.366 | 21 - | 51.029 | | |
| 2 - | 52.197 | 7 - | 51.398 | 12 - | 50.726 | 17 - | 50.412 | 22 - | 51.043 | | |
| 3 - | 51.940 | 8 - | 51.560 | 13 - | 50.585 | 18 - | 50.562 | 23 - | 50.315 | | |
| 4 - | 51.155 | 9 - | 50.752 | 14 - | 50.857 | 19 - | 50.447 | 24 - | 50.603 | | |
| 5 - | 51.069 | 10 - | 50.644 | 15 - | 50.934 | 20 - | 50.472 | | | | |
| 70 | John TAYLOR | Royale RP27 | | | | | | | | | |
| 1 - | 1:10.858 | | | | | | | | | | |
| 2 - | 1:36.644P | | | | | | | | | | |
| 75 | Colin WRIGHT | Reynard SF79 | | | | | | | | | |
| 1 - | 59.944 | 6 - | 50.765 | 11 - | 50.326 | 16 - | 51.720 | 21 - | 51.067 | | |
| 2 - | 51.755 | 7 - | 51.600 | 12 - | 50.678 | 17 - | 50.788 | 22 - | 51.303 | | |
| 3 - | 52.283 | 8 - | 51.616 | 13 - | 50.673 | 18 - | 51.012 | 23 - | 51.864 | | |
| 4 - | 51.883 | 9 - | 51.061 | 14 - | 50.783 | 19 - | 51.183 | 24 - | 51.038 | | |
| 5 - | 50.707 | 10 - | 51.585 | 15 - | 51.254 | 20 - | 50.757 | | | | |
| 88 | Paul DUKES | Reynard SF79 | | | | | | | | | |
| 1 - | 1:08.629 | | | | | | | | | | |
| 2 - | 1:26.315P | | | | | | | | | | |

Weather/Track: Cloud /Dry

Historic Formula Ford 2000

RACE 1 - LAP CHART - Brands Hatch - 11 September 2010

| Lap 1 | | | Lap 2 | | | Lap 3 | | | Lap 4 | | | Lap 5 | | |
|-------|--------|----------|-------|--------|-----------|-------|--------|-----------|-------|--------|---------|-------|--------|---------|
| No | Behind | Laptime | No | Behind | Laptime | No | Behind | Laptime | No | Behind | Laptime | No | Behind | Laptime |
| 48 | | 56.254 | 48 | | 50.331 | 48 | | 50.360 | 48 | | 50.220 | 48 | | 49.910 |
| 22 | 2.049 | 58.303 | 57 | 4.612 | 52.700 | 57 | 5.552 | 51.300 | 57 | 6.704 | 51.372 | 57 | 8.020 | 51.226 |
| 57 | 2.243 | 58.497 | 22 | 4.652 | 52.934 | 65 | 6.472 | 51.940 | 65 | 7.407 | 51.155 | 65 | 8.566 | 51.069 |
| 65 | 3.026 | 59.280 | 65 | 4.892 | 52.197 | 22 | 6.925 | 52.633 | 22 | 8.588 | 51.883 | 75 | 9.497 | 50.707 |
| 75 | 3.690 | 59.944 | 75 | 5.114 | 51.755 | 75 | 7.037 | 52.283 | 75 | 8.700 | 51.883 | 22 | 10.796 | 52.118 |
| 53 | 4.550 | 1:00.804 | 53 | 6.020 | 51.801 | 53 | 7.363 | 51.703 | 53 | 9.750 | 52.607 | 19 | 11.309 | 51.185 |
| 25 | 4.866 | 1:01.120 | 19 | 6.538 | 51.955 | 19 | 7.696 | 51.518 | 19 | 10.034 | 52.558 | 53 | 11.549 | 51.709 |
| 19 | 4.914 | 1:01.168 | 25 | 7.048 | 52.513 | 25 | 8.808 | 52.120 | 60 | 10.629 | 51.508 | 60 | 12.412 | 51.693 |
| 60 | 5.427 | 1:01.681 | 60 | 7.904 | 52.808 | 60 | 9.341 | 51.797 | 25 | 11.170 | 52.582 | 25 | 13.351 | 52.091 |
| 11 | 5.575 | 1:01.829 | 11 | 8.361 | 53.117 | 11 | 9.967 | 51.966 | 11 | 11.793 | 52.046 | 11 | 14.094 | 52.211 |
| 20 | 7.079 | 1:03.333 | 20 | 9.906 | 53.158 | 70 | 1 LAP | 1:36.644P | 12 | 14.950 | 51.646 | 12 | 16.350 | 51.310 |
| 16 | 7.197 | 1:03.451 | 16 | 10.941 | 54.075 | 20 | 13.054 | 53.508 | 20 | 15.935 | 53.101 | 20 | 18.759 | 52.734 |
| 24 | 7.684 | 1:03.938 | 12 | 11.409 | 53.460 | 16 | 13.418 | 52.837 | 16 | 16.280 | 53.082 | 16 | 18.876 | 52.506 |
| 12 | 8.280 | 1:04.534 | 24 | 11.465 | 54.112 | 12 | 13.524 | 52.475 | 4 | 17.045 | 52.732 | 4 | 19.472 | 52.337 |
| 43 | 8.425 | 1:04.679 | 4 | 11.643 | 53.472 | 4 | 14.533 | 53.250 | 24 | 17.818 | 53.275 | 24 | 20.669 | 52.761 |
| 4 | 8.502 | 1:04.756 | 43 | 12.907 | 54.813 | 24 | 14.763 | 53.658 | 43 | 18.689 | 53.332 | 43 | 22.071 | 53.292 |
| 5 | 9.482 | 1:05.736 | 5 | 13.362 | 54.211 | 43 | 15.577 | 53.030 | 5 | 19.855 | 53.214 | 5 | 22.742 | 52.797 |
| 9 | 10.135 | 1:06.389 | 9 | 14.134 | 54.330 | 5 | 16.861 | 53.859 | 9 | 20.772 | 53.364 | 9 | 23.536 | 52.674 |
| 31 | 10.287 | 1:06.541 | 51 | 15.837 | 55.320 | 9 | 17.628 | 53.854 | 51 | 24.085 | 54.348 | 51 | 28.040 | 53.865 |
| 51 | 10.848 | 1:07.102 | 31 | 16.832 | 56.876 | 51 | 19.957 | 54.480 | 31 | 25.561 | 54.291 | 31 | 29.622 | 53.971 |
| 88 | 12.375 | 1:08.629 | 46 | 36.633 | 57.008 | 31 | 21.490 | 55.018 | 46 | 44.411 | 53.804 | 46 | 48.058 | 53.557 |
| 70 | 14.604 | 1:10.858 | 88 | 48.359 | 1:26.315P | 46 | 40.827 | 54.554 | | | | | | |
| 46 | 29.956 | 1:26.210 | | | | | | | | | | | | |

Weather/Track: Cloud /Dry

www.mstworld.com

Page 1 of 5

Brands Hatch
Circuit Length = 1.1990 miles.
Start: 12:56 End: 13:17

Printed - 13:19 Saturday, 11 September 2010

Historic Formula Ford 2000

RACE 1 - LAP CHART - Brands Hatch - 11 September 2010

(contd.)

| Lap 6 | | | Lap 7 | | | Lap 8 | | | Lap 9 | | | Lap 10 | | |
|-------|--------|---------|-------|--------|---------|-------|--------|---------|-------|--------|---------|--------|--------|---------|
| No | Behind | Laptime | No | Behind | Laptime | No | Behind | Laptime | No | Behind | Laptime | No | Behind | Laptime |
| 48 | | 49.999 | 48 | | 51.770 | 48 | | 50.012 | 48 | | 50.076 | 48 | | 49.965 |
| 57 | 9.533 | 51.512 | 46 | 1 LAP | 54.731 | 46 | 1 LAP | 54.400 | 46 | 1 LAP | 53.982 | 65 | 12.297 | 50.644 |
| 65 | 9.766 | 51.199 | 65 | 9.394 | 51.398 | 65 | 10.942 | 51.560 | 65 | 11.618 | 50.752 | 57 | 13.170 | 50.798 |
| 75 | 10.263 | 50.765 | 57 | 9.849 | 52.086 | 57 | 11.402 | 51.565 | 57 | 12.337 | 51.011 | 75 | 14.302 | 51.585 |
| 22 | 12.270 | 51.473 | 75 | 10.093 | 51.600 | 75 | 11.697 | 51.616 | 75 | 12.682 | 51.061 | 19 | 15.139 | 51.121 |
| 19 | 12.657 | 51.347 | 22 | 11.943 | 51.443 | 19 | 13.126 | 51.059 | 19 | 13.983 | 50.933 | 46 | 1 LAP | 56.531 |
| 53 | 12.974 | 51.424 | 19 | 12.079 | 51.192 | 22 | 14.377 | 52.446 | 22 | 15.708 | 51.407 | 22 | 17.422 | 51.679 |
| 60 | 14.044 | 51.631 | 53 | 12.534 | 51.330 | 53 | 14.496 | 51.974 | 53 | 15.838 | 51.418 | 53 | 17.501 | 51.628 |
| 25 | 15.282 | 51.930 | 60 | 13.639 | 51.365 | 60 | 15.371 | 51.744 | 60 | 16.527 | 51.232 | 60 | 18.089 | 51.527 |
| 11 | 16.373 | 52.278 | 25 | 15.641 | 52.129 | 25 | 18.139 | 52.510 | 25 | 19.854 | 51.791 | 25 | 21.314 | 51.425 |
| 12 | 17.707 | 51.356 | 11 | 16.974 | 52.371 | 12 | 19.463 | 52.220 | 12 | 20.264 | 50.877 | 12 | 21.362 | 51.063 |
| 16 | 20.474 | 51.597 | 12 | 17.255 | 51.318 | 11 | 21.156 | 54.194 | 11 | 24.757 | 53.677 | 16 | 27.129 | 52.166 |
| 20 | 22.101 | 53.341 | 16 | 20.341 | 51.637 | 16 | 21.894 | 51.565 | 16 | 24.928 | 53.110 | 11 | 28.357 | 53.565 |
| 4 | 22.319 | 52.846 | 4 | 22.206 | 51.657 | 4 | 24.314 | 52.120 | 4 | 26.078 | 51.840 | 4 | 28.839 | 52.726 |
| 24 | 23.461 | 52.791 | 20 | 23.433 | 53.102 | 24 | 26.676 | 52.753 | 24 | 29.068 | 52.468 | 24 | 31.450 | 52.347 |
| 43 | 25.313 | 53.241 | 24 | 23.935 | 52.244 | 20 | 27.211 | 53.790 | 20 | 30.760 | 53.625 | 20 | 33.455 | 52.660 |
| 5 | 25.609 | 52.866 | 43 | 26.569 | 53.026 | 43 | 29.521 | 52.964 | 43 | 32.428 | 52.983 | 43 | 35.513 | 53.050 |
| 9 | 27.017 | 53.480 | 5 | 27.072 | 53.233 | 5 | 29.825 | 52.765 | 5 | 32.571 | 52.822 | 5 | 35.747 | 53.141 |
| 51 | 31.727 | 53.686 | 9 | 28.474 | 53.227 | 9 | 31.238 | 52.776 | 9 | 33.974 | 52.812 | 9 | 36.625 | 52.616 |
| 31 | 33.321 | 53.698 | 51 | 32.944 | 52.987 | 51 | 36.545 | 53.613 | 51 | 39.367 | 52.898 | 51 | 42.489 | 53.087 |
| | | | 31 | 35.425 | 53.874 | 31 | 39.392 | 53.979 | 31 | 43.383 | 54.067 | 31 | 47.241 | 53.823 |

Weather/Track: Cloud /Dry

www.mstworld.com

Page 2 of 5

Brands Hatch
Circuit Length = 1.1990 miles.
Start: 12:56 End: 13:17

Printed - 13:19 Saturday, 11 September 2010

Historic Formula Ford 2000

RACE 1 - LAP CHART - Brands Hatch - 11 September 2010

(contd.)

| Lap 11 | | | Lap 12 | | | Lap 13 | | | Lap 14 | | | Lap 15 | | |
|--------|--------|---------|--------|--------|---------|--------|--------|---------|--------|--------|-----------|--------|--------|----------|
| No | Behind | Laptime | No | Behind | Laptime | No | Behind | Laptime | No | Behind | Laptime | No | Behind | Laptime |
| 48 | | 49.612 | 48 | | 50.447 | 48 | | 49.541 | 48 | | 49.823 | 48 | | 51.543 |
| 65 | 13.371 | 50.686 | 31 | 1 LAP | 55.230 | 31 | 1 LAP | 54.820 | 20 | 1 LAP | 59.801 | 9 | 1 LAP | 54.165 |
| 57 | 14.175 | 50.617 | 65 | 13.650 | 50.726 | 65 | 14.694 | 50.585 | 51 | 1 LAP | 53.924 | 51 | 1 LAP | 54.847 |
| 75 | 15.016 | 50.326 | 57 | 14.443 | 50.715 | 57 | 15.713 | 50.811 | 31 | 1 LAP | 55.361 | 20 | 1 LAP | 1:01.484 |
| 19 | 16.284 | 50.757 | 75 | 15.247 | 50.678 | 75 | 16.379 | 50.673 | 65 | 15.728 | 50.857 | 65 | 15.119 | 50.934 |
| 53 | 19.409 | 51.520 | 19 | 16.780 | 50.943 | 19 | 18.154 | 50.915 | 57 | 16.803 | 50.913 | 57 | 16.763 | 51.503 |
| 22 | 19.533 | 51.723 | 53 | 20.269 | 51.307 | 53 | 21.659 | 50.931 | 75 | 17.339 | 50.783 | 75 | 17.050 | 51.254 |
| 60 | 20.032 | 51.555 | 60 | 21.074 | 51.489 | 60 | 23.121 | 51.588 | 19 | 19.378 | 51.047 | 31 | 1 LAP | 56.482 |
| 46 | 1 LAP | 55.903 | 22 | 21.240 | 52.154 | 22 | 23.464 | 51.765 | 53 | 22.724 | 50.888 | 19 | 18.825 | 50.990 |
| 12 | 23.120 | 51.370 | 12 | 23.485 | 50.812 | 12 | 24.367 | 50.423 | 60 | 24.236 | 50.938 | 53 | 22.204 | 51.023 |
| 25 | 23.894 | 52.192 | 25 | 24.935 | 51.488 | 25 | 27.123 | 51.729 | 22 | 24.991 | 51.350 | 60 | 23.886 | 51.193 |
| 16 | 28.761 | 51.244 | 46 | 1 LAP | 54.753 | 16 | 30.890 | 50.887 | 12 | 25.059 | 50.515 | 12 | 24.815 | 51.299 |
| 11 | 31.339 | 52.594 | 16 | 29.544 | 51.230 | 46 | 1 LAP | 53.987 | 25 | 29.501 | 52.201 | 22 | 24.882 | 51.434 |
| 4 | 31.874 | 52.647 | 11 | 33.669 | 52.777 | 4 | 35.909 | 51.662 | 16 | 32.014 | 50.947 | 25 | 29.930 | 51.972 |
| 24 | 33.918 | 52.080 | 4 | 33.788 | 52.361 | 11 | 37.114 | 52.986 | 46 | 1 LAP | 53.670 | 16 | 30.994 | 50.523 |
| 20 | 37.008 | 53.165 | 24 | 35.729 | 52.258 | 24 | 38.110 | 51.922 | 4 | 37.824 | 51.738 | 46 | 1 LAP | 54.765 |
| 5 | 38.447 | 52.312 | 20 | 39.929 | 53.368 | 43 | 47.413 | 54.453 | 11 | 40.082 | 52.791 | 4 | 38.138 | 51.857 |
| 43 | 39.110 | 53.209 | 43 | 42.501 | 53.838 | 9 | 47.817 | 54.739 | 24 | 40.517 | 52.230 | 11 | 41.140 | 52.601 |
| 9 | 39.530 | 52.517 | 9 | 42.619 | 53.536 | | | | 5 | 2 LAPS | 2:36.382P | 24 | 41.569 | 52.595 |
| 51 | 45.863 | 52.986 | 51 | 48.777 | 53.361 | | | | 43 | 51.417 | 53.827 | | | |

Weather/Track: Cloud /Dry

www.mstworld.com

Page 3 of 5

Brands Hatch
Circuit Length = 1.1990 miles.
Start: 12:56 End: 13:17

Printed - 13:19 Saturday, 11 September 2010

Historic Formula Ford 2000

RACE 1 - LAP CHART - Brands Hatch - 11 September 2010

(contd.)

| Lap 16 | | | Lap 17 | | | Lap 18 | | | Lap 19 | | | Lap 20 | | |
|--------|--------|----------|--------|--------|----------|--------|--------|---------|--------|--------|----------|--------|--------|----------|
| No | Behind | Laptime | No | Behind | Laptime | No | Behind | Laptime | No | Behind | Laptime | No | Behind | Laptime |
| 48 | | 49.714 | 48 | | 49.703 | 48 | | 49.528 | 48 | | 50.060 | 48 | | 49.484 |
| 43 | 1 LAP | 53.250 | 9 | 1 LAP | 53.629 | 9 | 1 LAP | 52.523 | 11 | 1 LAP | 53.473 | 24 | 1 LAP | 51.949 |
| 9 | 1 LAP | 53.126 | 43 | 1 LAP | 54.834 | 43 | 1 LAP | 52.984 | 24 | 1 LAP | 52.777 | 11 | 1 LAP | 53.685 |
| 51 | 1 LAP | 54.050 | 51 | 1 LAP | 53.255 | 51 | 1 LAP | 53.361 | 46 | 2 LAPS | 54.321 | 46 | 2 LAPS | 53.590 |
| 65 | 16.771 | 51.366 | 65 | 17.480 | 50.412 | 65 | 18.514 | 50.562 | 20 | 2 LAPS | 1:06.314 | 9 | 1 LAP | 52.389 |
| 57 | 18.591 | 51.542 | 57 | 19.880 | 50.992 | 57 | 21.455 | 51.103 | 9 | 1 LAP | 52.504 | 43 | 1 LAP | 52.909 |
| 75 | 19.056 | 51.720 | 75 | 20.141 | 50.788 | 75 | 21.625 | 51.012 | 43 | 1 LAP | 52.731 | 20 | 2 LAPS | 1:04.249 |
| 19 | 20.454 | 51.343 | 19 | 21.963 | 51.212 | 19 | 23.597 | 51.162 | 65 | 18.901 | 50.447 | 65 | 19.889 | 50.472 |
| 20 | 1 LAP | 1:01.375 | 53 | 25.433 | 51.390 | 53 | 26.723 | 50.818 | 51 | 1 LAP | 53.633 | 57 | 23.671 | 50.878 |
| 53 | 23.746 | 51.256 | 12 | 26.417 | 50.601 | 12 | 27.994 | 51.105 | 57 | 22.277 | 50.882 | 75 | 24.021 | 50.757 |
| 31 | 1 LAP | 55.359 | 60 | 27.667 | 51.867 | 60 | 29.187 | 51.048 | 75 | 22.748 | 51.183 | 19 | 26.755 | 51.623 |
| 60 | 25.503 | 51.331 | 22 | 28.356 | 51.658 | 22 | 29.739 | 50.911 | 19 | 24.616 | 51.079 | 53 | 29.166 | 51.246 |
| 12 | 25.519 | 50.418 | 31 | 1 LAP | 57.346 | 25 | 36.422 | 51.765 | 53 | 27.404 | 50.741 | 12 | 29.679 | 50.726 |
| 22 | 26.401 | 51.233 | 25 | 34.185 | 52.089 | 16 | 36.710 | 51.787 | 12 | 28.437 | 50.503 | 51 | 1 LAP | 58.284 |
| 25 | 31.799 | 51.583 | 16 | 34.451 | 51.727 | 31 | 1 LAP | 56.918 | 60 | 30.115 | 50.988 | 60 | 31.630 | 50.999 |
| 16 | 32.427 | 51.147 | 20 | 1 LAP | 1:04.767 | 4 | 45.071 | 52.091 | 22 | 31.039 | 51.360 | 22 | 32.823 | 51.268 |
| 4 | 40.258 | 51.834 | 4 | 42.508 | 51.953 | | | | 25 | 38.038 | 51.676 | 16 | 40.360 | 51.770 |
| 46 | 1 LAP | 54.712 | 11 | 46.157 | 52.424 | | | | 16 | 38.074 | 51.424 | 25 | 41.089 | 52.535 |
| 11 | 43.436 | 52.010 | 24 | 47.528 | 53.220 | | | | 31 | 1 LAP | 55.254 | 4 | 49.087 | 51.858 |
| 24 | 44.011 | 52.156 | 46 | 1 LAP | 54.872 | | | | 4 | 46.713 | 51.702 | | | |

Weather/Track: Cloud /Dry

www.mstworld.com

Page 4 of 5

Brands Hatch
Circuit Length = 1.1990 miles.
Start: 12:56 End: 13:17

Printed - 13:19 Saturday, 11 September 2010

Historic Formula Ford 2000

RACE 1 - LAP CHART - Brands Hatch - 11 September 2010

(contd.)

| Lap 21 | | | Lap 22 | | | Lap 23 | | | Lap 24 | | | Lap 25 | | |
|--------|--------|----------|--------|--------|----------|--------|--------|----------|--------|--------|----------|--------|--------|---------|
| No | Behind | Laptime | No | Behind | Laptime | No | Behind | Laptime | No | Behind | Laptime | No | Behind | Laptime |
| 48 | | 49.865 | 48 | | 49.639 | 48 | | 51.182 | 48 | | 49.656 | | | |
| 24 | 1 LAP | 52.377 | 4 | 1 LAP | 52.438 | 20 | 3 LAPS | 1:06.364 | 4 | 1 LAP | 52.620 | | | |
| 11 | 1 LAP | 53.176 | 24 | 1 LAP | 52.364 | 4 | 1 LAP | 52.565 | 24 | 1 LAP | 53.431 | | | |
| 31 | 2 LAPS | 1:04.044 | 11 | 1 LAP | 52.435 | 51 | 2 LAPS | 1:00.784 | 11 | 1 LAP | 52.838 | | | |
| 46 | 2 LAPS | 54.204 | 46 | 2 LAPS | 54.813 | 24 | 1 LAP | 52.938 | 51 | 2 LAPS | 1:01.330 | | | |
| 9 | 1 LAP | 52.660 | 65 | 22.457 | 51.043 | 11 | 1 LAP | 51.952 | 20 | 3 LAPS | 1:06.114 | | | |
| 65 | 21.053 | 51.029 | 9 | 1 LAP | 54.145 | 46 | 2 LAPS | 54.576 | 65 | 22.537 | 50.603 | | | |
| 43 | 1 LAP | 53.615 | 31 | 2 LAPS | 1:05.693 | 65 | 21.590 | 50.315 | 46 | 2 LAPS | 54.779 | | | |
| 57 | 25.136 | 51.330 | 43 | 1 LAP | 52.938 | 9 | 1 LAP | 52.398 | 9 | 1 LAP | 52.622 | | | |
| 75 | 25.223 | 51.067 | 57 | 26.311 | 50.814 | 57 | 27.349 | 52.220 | 57 | 28.734 | 51.041 | | | |
| 19 | 28.187 | 51.297 | 75 | 26.887 | 51.303 | 75 | 27.569 | 51.864 | 75 | 28.951 | 51.038 | | | |
| 53 | 30.202 | 50.901 | 19 | 29.896 | 51.348 | 43 | 1 LAP | 54.664 | 19 | 32.286 | 51.883 | | | |
| 12 | 30.382 | 50.568 | 53 | 31.794 | 51.231 | 19 | 30.059 | 51.345 | 43 | 1 LAP | 53.935 | | | |
| 60 | 33.483 | 51.718 | 12 | 32.166 | 51.423 | 53 | 31.441 | 50.829 | 53 | 33.236 | 51.451 | | | |
| 20 | 2 LAPS | 1:07.732 | 60 | 35.349 | 51.505 | 12 | 31.627 | 50.643 | 12 | 33.283 | 51.312 | | | |
| 16 | 42.005 | 51.510 | 16 | 45.072 | 52.706 | 60 | 35.600 | 51.433 | 60 | 37.302 | 51.358 | | | |
| 25 | 43.024 | 51.800 | 25 | 46.063 | 52.678 | 31 | 2 LAPS | 1:07.887 | 16 | 46.564 | 51.107 | | | |
| 51 | 1 LAP | 1:03.909 | | | | 16 | 45.113 | 51.223 | 25 | 47.931 | 51.504 | | | |
| | | | | | | 25 | 46.083 | 51.202 | 31 | 2 LAPS | 1:05.804 | | | |

Weather/Track: Cloud /Dry

www.mstworld.com

Page 5 of 5

Brands Hatch
Circuit Length = 1.1990 miles.
Start: 12:56 End: 13:17

Printed - 13:19 Saturday, 11 September 2010

HSCC 70s Roadsports

QUALIFYING - RACE 2 - Brands Hatch - 11 September 2010

| POS | NO | CL | DRIVER | NAT | CAR | TIME | LAPS | GAP | MPH |
|-----|----|----|---------------------|-----|---------------------|----------|------|--------|-------|
| 1 | 2 | A | Adam BAGNALL | | Jaguar E-Type | 1:00.363 | 11 | | 71.50 |
| 2 | 7 | B | Peter SHAW | | TVR Tuscan | 1:00.633 | 12 | 0.270 | 71.18 |
| 3 | 64 | A | Paul ANDERSON | | Porsche 928 | 1:00.891 | 12 | 0.528 | 70.88 |
| 4 | 1 | B | Julian BARTER | | TVR 3000M | 1:01.180 | 11 | 0.817 | 70.55 |
| 5 | 5 | A | Ian JACOBS | | Mercedes 450SL | 1:01.848 | 11 | 1.485 | 69.79 |
| 6 | 72 | C | Paul TOOMS | | Lotus Europa | 1:02.672 | 5 | 2.309 | 68.87 |
| 7 | 14 | B | Jai SHARMA | | Ferrari 308 | 1:03.638 | 11 | 3.275 | 67.82 |
| 8 | 75 | D2 | James NAIRN | | Alfa Romeo 2000 GTV | 1:04.143 | 11 | 3.780 | 67.29 |
| 9 | 12 | B | Ashley ST JOHN-HART | | Triumph Stag | 1:04.844 | 10 | 4.481 | 66.56 |
| 10 | 26 | B | Paul STAFFORD | | Datsun 240Z | 1:06.074 | 11 | 5.711 | 65.32 |
| 11 | 86 | B | Christina TOTTY | | TVR 3000M | 1:06.779 | 2 | 6.416 | 64.63 |
| 12 | 59 | E | Ralph HARWOOD-PENN | | MG Midget | 1:08.102 | 10 | 7.739 | 63.38 |
| 13 | 76 | D2 | David ERWIN | | Alfa Romeo 2000 GTV | 1:08.121 | 10 | 7.758 | 63.36 |
| 14 | 78 | D2 | Mark DUDLEY | | Alfa Romeo 2000 GTV | 1:08.140 | 10 | 7.777 | 63.34 |
| 15 | 4 | D1 | Ken RORRISON | | Lancia Fulvia | 1:08.585 | 10 | 8.222 | 62.93 |
| 16 | 25 | E | Stuart DOWNWARD | | Lancia Fulvia | 1:11.605 | 9 | 11.242 | 60.28 |
| 17 | 20 | E | Brian RIDES | | Clan Crusader | 1:14.334 | 9 | 13.971 | 58.06 |

Weather/Track: Drizzle /Damp

These results are provisional until the conclusion of any judicial and technical matters.

Brands Hatch

Circuit Length = 1.1990 miles.

Start: 09:16 End: 09:28

Clerk of the Course:

Timekeeper:

HSCC 70s Roadsports

QUALIFYING LAP ANALYSIS - RACE 2 - Brands Hatch - 11 September 2010

| | | |
|---------------------|----------------------------|----------------------|
| 1 | Julian BARTER | TVR 3000M |
| 1 - 6:20.866 | 6 - 1:02.267 | 11 - 1:05.830 |
| 2 - 1:06.121 | 7 - 1:01.186 | |
| 3 - 1:03.644 | 8 - 1:02.019 | |
| 4 - 1:02.750 | 9 - 1:01.750 | |
| 5 - 1:01.180 | 10 - 1:01.394 | |
| 2 | Adam BAGNALL | Jaguar E-Type |
| 1 - 6:12.775 | 6 - 1:04.548 | 11 - 1:02.952 |
| 2 - 1:07.489 | 7 - 1:01.496 | |
| 3 - 1:04.523 | 8 - 1:02.024 | |
| 4 - 1:05.720 | 9 - 1:02.047 | |
| 5 - 1:03.152 | 10 - 1:00.363 | |
| 4 | Ken RORRISON | Lancia Fulvia |
| 1 - 6:19.061 | 6 - 1:09.611 | |
| 2 - 1:12.571 | 7 - 1:09.887 | |
| 3 - 1:10.762 | 8 - 1:09.448 | |
| 4 - 1:09.820 | 9 - 1:08.585 | |
| 5 - 1:08.798 | 10 - 1:09.202 | |
| 5 | Ian JACOBS | Mercedes 450SL |
| 1 - 5:57.888 | 6 - 1:03.147 | 11 - 1:01.848 |
| 2 - 1:05.583 | 7 - 1:03.765 | |
| 3 - 1:03.625 | 8 - 1:02.852 | |
| 4 - 1:04.077 | 9 - 1:03.063 | |
| 5 - 1:03.238 | 10 - 1:02.777 | |
| 7 | Peter SHAW | TVR Tuscan |
| 1 - 5:51.062 | 6 - 1:03.229 | 11 - 1:03.071 |
| 2 - 1:03.571 | 7 - 1:05.010 | 12 - 1:00.633 |
| 3 - 1:01.180 | 8 - 1:03.452 | |
| 4 - 1:02.530 | 9 - 1:03.522 | |
| 5 - 1:03.085 | 10 - 1:03.415 | |
| 12 | Ashley ST JOHN-HART | Triumph Stag |
| 1 - 6:21.921 | 6 - 1:08.082 | |
| 2 - 1:14.810 | 7 - 1:07.006 | |
| 3 - 1:09.369 | 8 - 1:05.166 | |
| 4 - 1:12.731 | 9 - 1:04.862 | |
| 5 - 1:04.844 | 10 - 1:05.977 | |

Weather/Track: Drizzle /Damp

www.mstworld.com

Page 1 of 3

Brands Hatch
Circuit Length = 1.1990 miles.
Start: 09:16 End: 09:28

Printed - 09:30 Saturday, 11 September 2010

HSCC 70s Roadsports

QUALIFYING LAP ANALYSIS - RACE 2 - Brands Hatch - 11 September 2010

(contd.)

| | | |
|---------------------|---------------------------|----------------------|
| 14 | Jai SHARMA | Ferrari 308 |
| 1 - 5:59.730 | 6 - 1:03.638 | 11 - 1:04.953 |
| 2 - 1:07.496 | 7 - 1:03.812 | |
| 3 - 1:06.056 | 8 - 1:04.527 | |
| 4 - 1:04.427 | 9 - 1:04.626 | |
| 5 - 1:03.895 | 10 - 1:03.690 | |
| 20 | Brian RIDES | Clan Crusader |
| 1 - 6:27.868 | 6 - 1:15.817 | |
| 2 - 1:27.330 | 7 - 1:14.986 | |
| 3 - 1:18.327 | 8 - 1:14.334 | |
| 4 - 1:18.945 | 9 - 1:15.098 | |
| 5 - 1:18.318 | | |
| 25 | Stuart DOWNWARD | Lancia Fulvia |
| 1 - 6:18.733 | 6 - 1:12.676 | |
| 2 - 1:17.242 | 7 - 1:12.177 | |
| 3 - 1:14.393 | 8 - 1:11.605 | |
| 4 - 1:12.254 | 9 - 2:07.343P | |
| 5 - 1:12.513 | | |
| 26 | Paul STAFFORD | Datsun 240Z |
| 1 - 6:12.182 | 6 - 1:08.354 | 11 - 1:07.214 |
| 2 - 1:07.989 | 7 - 1:07.917 | |
| 3 - 1:06.074 | 8 - 1:06.278 | |
| 4 - 1:06.869 | 9 - 1:06.355 | |
| 5 - 1:06.793 | 10 - 1:07.486 | |
| 59 | Ralph HARWOOD-PENN | MG Midget |
| 1 - 6:24.135 | 6 - 1:08.102 | |
| 2 - 1:11.725 | 7 - 1:09.894 | |
| 3 - 1:09.928 | 8 - 1:10.040 | |
| 4 - 1:08.885 | 9 - 1:08.223 | |
| 5 - 1:08.587 | 10 - 1:11.942 | |
| 64 | Paul ANDERSON | Porsche 928 |
| 1 - 5:51.828 | 6 - 1:01.185 | 11 - 1:01.298 |
| 2 - 1:03.980 | 7 - 1:01.683 | 12 - 1:00.891 |
| 3 - 1:01.398 | 8 - 1:01.975 | |
| 4 - 1:02.478 | 9 - 1:02.703 | |
| 5 - 1:02.032 | 10 - 1:02.382 | |

Weather/Track: Drizzle /Damp

www.mstworld.com

Page 2 of 3

Brands Hatch
Circuit Length = 1.1990 miles.
Start: 09:16 End: 09:28

Printed - 09:30 Saturday, 11 September 2010

HSCC 70s Roadsports

QUALIFYING LAP ANALYSIS - RACE 2 - Brands Hatch - 11 September 2010

(contd.)

| | | |
|--|------------------------|---------------------|
| 72 | Paul TOOMS | Lotus Europa |
| 1 - 6:03.458 2 - 1:04.284 3 - 1:02.774 4 - 1:02.672 5 - 1:27.366P | | |
| 75 | James NAIRN | Alfa Romeo 2000 GTV |
| 1 - 5:54.074 6 - 1:06.225 11 - 1:05.768 2 - 1:05.535 7 - 1:06.205 3 - 1:04.143 8 - 1:07.641 4 - 1:05.700 9 - 1:06.560 5 - 1:05.603 10 - 1:06.473 | | |
| 76 | David ERWIN | Alfa Romeo 2000 GTV |
| 1 - 6:20.340 6 - 1:08.935 2 - 1:12.967 7 - 1:08.863 3 - 1:08.121 8 - 1:09.669 4 - 1:08.259 9 - 1:09.855 5 - 1:08.877 10 - 1:08.718 | | |
| 78 | Mark DUDLEY | Alfa Romeo 2000 GTV |
| 1 - 6:11.033 6 - 1:08.882 2 - 1:09.959 7 - 1:09.771 3 - 1:08.657 8 - 1:09.029 4 - 1:09.141 9 - 1:08.140 5 - 1:09.517 10 - 1:08.680 | | |
| 86 | Christina TOTTY | TVR 3000M |
| 1 - 6:01.581 2 - 1:06.779 | | |

Weather/Track: Drizzle /Damp

www.mstworld.com


Page 3 of 3

Brands Hatch
Circuit Length = 1.1990 miles.
Start: 09:16 End: 09:28

Printed - 09:30 Saturday, 11 September 2010

HSCC 70s Roadsports

GRID FOR RACE 2 - Brands Hatch - 11 September 2010

| | | | | |
|---|----|--------------|----|--------------|
| ROW 9 | 20 | RIDES | | |
| ROW 8 | 4 | RORRISON | 25 | DOWNWARD |
| ROW 7 | 76 | ERWIN | 78 | DUDLEY |
| ROW 6 | 86 | TOTTY | 59 | HARWOOD-PENN |
| ROW 5 | 12 | ST JOHN-HART | 26 | STAFFORD |
| ROW 4 | 14 | SHARMA | 75 | NAIRN |
| ROW 3 | 5 | JACOBS | 72 | TOOMS |
| ROW 2 | 64 | ANDERSON | 1 | BARTER |
| ROW 1 | 2 | BAGNALL | 7 | SHAW |
| POLE | | | | |
|  | | | | |

CAR 86 - 2 LAPS ONLY

Weather/Track: Drizzle /Damp

These results are provisional until the conclusion of any judicial and technical matters.

Brands Hatch

Circuit Length = 1.1990 miles.

Start: 09:16 End: 09:28

Clerk of the Course:

Timekeeper:

HSCC 70s Roadsports

RACE 2 - CLASSIFICATION - Brands Hatch - 11 September 2010

| POS | NO | CL | DRIVER | NAT | CAR | TIME | LAPS | GAP | MPH | BEST |
|-----|----|----|---------------------|-----|---------------------|-----------|------|--------|-------|----------|
| 1 | 64 | A | Paul ANDERSON | | Porsche 928 | 20:09.575 | 21 | | 74.99 | 56.439 |
| 2 | 1 | B | Julian BARTER | | TVR 3000M | 20:10.162 | 21 | 0.587 | 74.95 | 56.647 |
| 3 | 7 | B | Peter SHAW | | TVR Tuscan | 20:40.206 | 21 | 30.631 | 73.14 | 57.533 |
| 4 | 2 | A | Adam BAGNALL | | Jaguar E-Type | 20:46.508 | 21 | 36.933 | 72.77 | 57.789 |
| 5 | 14 | B | Jai SHARMA | | Ferrari 308 | 20:14.750 | 20 | 1 LAP | 71.12 | 59.257 |
| 6 | 26 | B | Paul STAFFORD | | Datsun 240Z | 20:37.686 | 20 | 1 LAP | 69.80 | 1:00.510 |
| 7 | 78 | D2 | Mark DUDLEY | | Alfa Romeo 2000 GTV | 20:38.828 | 20 | 1 LAP | 69.73 | 1:00.594 |
| 8 | 75 | D2 | James NAIRN | | Alfa Romeo 2000 GTV | 20:53.103 | 20 | 1 LAP | 68.94 | 1:01.606 |
| 9 | 12 | B | Ashley ST JOHN-HART | | Triumph Stag | 21:03.424 | 20 | 1 LAP | 68.38 | 1:01.553 |
| 10 | 76 | D2 | David ERWIN | | Alfa Romeo 2000 GTV | 20:29.469 | 19 | 2 LAPS | 66.75 | 1:03.235 |
| 11 | 59 | E | Ralph HARWOOD-PENN | | MG Midget | 20:19.647 | 18 | 3 LAPS | 63.75 | 1:02.566 |
| 12 | 20 | E | Brian RIDES | | Clan Crusader | 21:03.824 | 18 | 3 LAPS | 61.52 | 1:08.309 |
| 13 | 25 | E | Stuart DOWNWARD | | Lancia Fulvia | 20:11.227 | 17 | 4 LAPS | 60.63 | 1:08.776 |

NOT CLASSIFIED

| | | | | | | | | | |
|----|----|--------------|--|----------------|-----------|----|--------|-------|----------|
| 4 | D1 | Ken RORRISON | | Lancia Fulvia | 15:08.738 | 12 | D.N.F. | 57.07 | 1:03.947 |
| 5 | A | Ian JACOBS | | Mercedes 450SL | 3:59.137 | 4 | D.N.F. | 72.47 | 57.532 |
| 72 | C | Paul TOOMS | | Lotus Europa | 3:02.313 | 3 | D.N.F. | 71.38 | 58.113 |

FASTEST LAP

| | | | | | | | | |
|----|----|--------------------|--|---------------------|----------|----|----------|-----------|
| 64 | A | Paul ANDERSON | | Porsche 928 | 56.439 | 2 | 76.47mph | 123.08kph |
| 1 | B | Julian BARTER | | TVR 3000M | 56.647 | 8 | 76.19mph | 122.62kph |
| 72 | C | Paul TOOMS | | Lotus Europa | 58.113 | 3 | 74.27mph | 119.53kph |
| 78 | D2 | Mark DUDLEY | | Alfa Romeo 2000 GTV | 1:00.594 | 16 | 71.23mph | 114.64kph |
| 59 | E | Ralph HARWOOD-PENN | | MG Midget | 1:02.566 | 8 | 68.99mph | 111.02kph |
| 4 | D1 | Ken RORRISON | | Lancia Fulvia | 1:03.947 | 5 | 67.50mph | 108.63kph |

Weather/Track: Cloud /Dry

These results are provisional until the conclusion of any judicial and technical matters.

Brands Hatch

Circuit Length = 1.1990 miles.

Start: 13:26 End: 13:46

Clerk of the Course:

Timekeeper:

HSCC 70s Roadsports

RACE 2 - LAP ANALYSIS - Brands Hatch - 11 September 2010

| | | | | | | | | | |
|-----------|----------------------------|----------------|---------------|------|-----------|------|-----------------|------|--------|
| 1 | Julian BARTER | TVR 3000M | | | | | | | |
| 1 - | 1:05.167 | 6 - | 57.241 | 11 - | 57.396 | 16 - | 57.075 | 21 - | 57.154 |
| 2 - | 57.032 | 7 - | 56.868 | 12 - | 57.837 | 17 - | 57.122 | | |
| 3 - | 57.939 | 8 - | 56.647 | 13 - | 57.149 | 18 - | 57.117 | | |
| 4 - | 57.931 | 9 - | 57.236 | 14 - | 57.703 | 19 - | 56.897 | | |
| 5 - | 57.675 | 10 - | 56.866 | 15 - | 57.233 | 20 - | 56.877 | | |
| 2 | Adam BAGNALL | Jaguar E-Type | | | | | | | |
| 1 - | 1:03.289 | 6 - | 1:07.853 | 11 - | 1:00.222 | 16 - | 58.453 | 21 - | 59.222 |
| 2 - | 58.208 | 7 - | 58.811 | 12 - | 59.305 | 17 - | 58.513 | | |
| 3 - | 58.284 | 8 - | 58.183 | 13 - | 58.731 | 18 - | 58.864 | | |
| 4 - | 57.789 | 9 - | 58.145 | 14 - | 59.318 | 19 - | 58.821 | | |
| 5 - | 57.885 | 10 - | 59.121 | 15 - | 58.866 | 20 - | 58.625 | | |
| 4 | Ken RORRISON | Lancia Fulvia | | | | | | | |
| 1 - | 1:14.447 | 6 - | 1:04.238 | 11 - | 2:41.285P | | | | |
| 2 - | 1:04.169 | 7 - | 1:04.306 | 12 - | 1:15.771 | | | | |
| 3 - | 1:04.611 | 8 - | 1:04.404 | | | | | | |
| 4 - | 1:04.688 | 9 - | 1:09.488 | | | | | | |
| 5 - | 1:03.947 | 10 - | 1:17.384 | | | | | | |
| 5 | Ian JACOBS | Mercedes 450SL | | | | | | | |
| 1 - | 1:05.732 | | | | | | | | |
| 2 - | 57.892 | | | | | | | | |
| 3 - | 57.981 | | | | | | | | |
| 4 - | 57.532 | | | | | | | | |
| 7 | Peter SHAW | TVR Tuscan | | | | | | | |
| 1 - | 1:04.575 | 6 - | 58.087 | 11 - | 58.369 | 16 - | 59.045 | 21 - | 58.341 |
| 2 - | 1:05.362 | 7 - | 58.100 | 12 - | 59.442 | 17 - | 58.342 | | |
| 3 - | 58.522 | 8 - | 57.791 | 13 - | 59.429 | 18 - | 59.277 | | |
| 4 - | 58.573 | 9 - | 57.850 | 14 - | 58.982 | 19 - | 58.235 | | |
| 5 - | 57.533 | 10 - | 57.822 | 15 - | 58.591 | 20 - | 57.938 | | |
| 12 | Ashley ST JOHN-HART | Triumph Stag | | | | | | | |
| 1 - | 1:11.989 | 6 - | 1:02.102 | 11 - | 1:03.755 | 16 - | 1:03.310 | | |
| 2 - | 1:03.506 | 7 - | 1:02.239 | 12 - | 1:02.237 | 17 - | 1:01.553 | | |
| 3 - | 1:02.591 | 8 - | 1:02.110 | 13 - | 1:03.248 | 18 - | 1:03.562 | | |
| 4 - | 1:02.384 | 9 - | 1:03.508 | 14 - | 1:02.590 | 19 - | 1:01.778 | | |
| 5 - | 1:01.975 | 10 - | 1:02.372 | 15 - | 1:04.562 | 20 - | 1:02.053 | | |

Weather/Track: Cloud /Dry

www.mstworld.com

Page 1 of 3

Brands Hatch
Circuit Length = 1.1990 miles.
Start: 13:26 End: 13:46

Printed - 13:49 Saturday, 11 September 2010

HSCC 70s Roadsports

RACE 2 - LAP ANALYSIS - Brands Hatch - 11 September 2010

(contd.)

| | | | | | | | | | |
|-----------|---------------------------|---------------|-----------------|------|-----------------|------|-----------------|------|--------|
| 14 | Jai SHARMA | Ferrari 308 | | | | | | | |
| 1 - | 1:07.798 | 6 - | 1:00.249 | 11 - | 1:01.485 | 16 - | 1:00.701 | | |
| 2 - | 59.958 | 7 - | 59.705 | 12 - | 1:02.160 | 17 - | 1:00.036 | | |
| 3 - | 59.582 | 8 - | 59.648 | 13 - | 1:00.909 | 18 - | 1:00.488 | | |
| 4 - | 1:01.096 | 9 - | 1:00.192 | 14 - | 1:00.568 | 19 - | 59.257 | | |
| 5 - | 59.721 | 10 - | 1:00.074 | 15 - | 1:01.736 | 20 - | 59.387 | | |
| 20 | Brian RIDES | Clan Crusader | | | | | | | |
| 1 - | 1:18.276 | 6 - | 1:09.258 | 11 - | 1:09.759 | 16 - | 1:09.320 | | |
| 2 - | 1:08.692 | 7 - | 1:09.284 | 12 - | 1:10.496 | 17 - | 1:09.460 | | |
| 3 - | 1:08.309 | 8 - | 1:09.495 | 13 - | 1:11.117 | 18 - | 1:08.995 | | |
| 4 - | 1:08.442 | 9 - | 1:11.988 | 14 - | 1:10.932 | | | | |
| 5 - | 1:09.985 | 10 - | 1:10.391 | 15 - | 1:09.625 | | | | |
| 25 | Stuart DOWNWARD | Lancia Fulvia | | | | | | | |
| 1 - | 1:20.221 | 6 - | 1:09.523 | 11 - | 1:08.776 | 16 - | 1:10.766 | | |
| 2 - | 1:10.846 | 7 - | 1:10.394 | 12 - | 1:09.646 | 17 - | 1:09.329 | | |
| 3 - | 1:10.767 | 8 - | 1:12.587 | 13 - | 1:11.050 | | | | |
| 4 - | 1:10.060 | 9 - | 1:10.095 | 14 - | 1:10.807 | | | | |
| 5 - | 1:16.229 | 10 - | 1:10.896 | 15 - | 1:09.235 | | | | |
| 26 | Paul STAFFORD | Datsun 240Z | | | | | | | |
| 1 - | 1:09.948 | 6 - | 1:01.165 | 11 - | 1:01.879 | 16 - | 1:00.898 | | |
| 2 - | 1:00.919 | 7 - | 1:01.183 | 12 - | 1:01.389 | 17 - | 1:00.510 | | |
| 3 - | 1:02.380 | 8 - | 1:01.421 | 13 - | 1:02.457 | 18 - | 1:00.927 | | |
| 4 - | 1:02.399 | 9 - | 1:01.259 | 14 - | 1:00.860 | 19 - | 1:01.135 | | |
| 5 - | 1:02.314 | 10 - | 1:02.905 | 15 - | 1:00.886 | 20 - | 1:00.852 | | |
| 59 | Ralph HARWOOD-PENN | MG Midget | | | | | | | |
| 1 - | 1:13.221 | 6 - | 1:02.755 | 11 - | 1:05.675 | 16 - | 1:14.438 | | |
| 2 - | 1:03.328 | 7 - | 1:02.746 | 12 - | 1:06.315 | 17 - | 1:17.680 | | |
| 3 - | 1:03.023 | 8 - | 1:02.566 | 13 - | 1:07.959 | 18 - | 1:12.514 | | |
| 4 - | 1:02.847 | 9 - | 1:05.168 | 14 - | 1:16.475 | | | | |
| 5 - | 1:02.796 | 10 - | 1:05.939 | 15 - | 1:14.202 | | | | |
| 64 | Paul ANDERSON | Porsche 928 | | | | | | | |
| 1 - | 1:03.626 | 6 - | 58.475 | 11 - | 57.421 | 16 - | 57.895 | 21 - | 57.237 |
| 2 - | 56.439 | 7 - | 57.377 | 12 - | 57.820 | 17 - | 57.849 | | |
| 3 - | 57.006 | 8 - | 57.006 | 13 - | 57.311 | 18 - | 57.195 | | |
| 4 - | 56.847 | 9 - | 56.871 | 14 - | 57.483 | 19 - | 56.853 | | |
| 5 - | 57.347 | 10 - | 57.057 | 15 - | 57.624 | 20 - | 56.836 | | |

Weather/Track: Cloud /Dry

www.mstworld.com

Page 2 of 3

Brands Hatch
Circuit Length = 1.1990 miles.
Start: 13:26 End: 13:46

Printed - 13:49 Saturday, 11 September 2010

HSCC 70s Roadsports

RACE 2 - LAP ANALYSIS - Brands Hatch - 11 September 2010

(contd.)

| | | | | | | | |
|-----------|--------------------|---------------------|----------|------|-----------------|------|-----------------|
| 72 | Paul TOOMS | Lotus Europa | | | | | |
| 1 - | 1:06.012 | | | | | | |
| 2 - | 58.188 | | | | | | |
| 3 - | 58.113 | | | | | | |
| 75 | James NAIRN | Alfa Romeo 2000 GTV | | | | | |
| 1 - | 1:10.191 | 6 - | 1:01.703 | 11 - | 1:02.736 | 16 - | 1:02.025 |
| 2 - | 1:02.013 | 7 - | 1:01.712 | 12 - | 1:02.337 | 17 - | 1:02.599 |
| 3 - | 1:02.630 | 8 - | 1:03.079 | 13 - | 1:02.209 | 18 - | 1:01.724 |
| 4 - | 1:02.352 | 9 - | 1:02.483 | 14 - | 1:02.269 | 19 - | 1:01.950 |
| 5 - | 1:02.901 | 10 - | 1:02.561 | 15 - | 1:02.023 | 20 - | 1:01.606 |
| 76 | David ERWIN | Alfa Romeo 2000 GTV | | | | | |
| 1 - | 1:15.297 | 6 - | 1:04.280 | 11 - | 1:04.773 | 16 - | 1:04.636 |
| 2 - | 1:03.810 | 7 - | 1:04.018 | 12 - | 1:03.263 | 17 - | 1:03.736 |
| 3 - | 1:04.703 | 8 - | 1:04.135 | 13 - | 1:03.235 | 18 - | 1:03.333 |
| 4 - | 1:04.387 | 9 - | 1:03.807 | 14 - | 1:06.106 | 19 - | 1:03.293 |
| 5 - | 1:04.258 | 10 - | 1:04.659 | 15 - | 1:03.740 | | |
| 78 | Mark DUDLEY | Alfa Romeo 2000 GTV | | | | | |
| 1 - | 1:12.106 | 6 - | 1:01.122 | 11 - | 1:01.798 | 16 - | 1:00.594 |
| 2 - | 1:02.058 | 7 - | 1:00.905 | 12 - | 1:02.735 | 17 - | 1:00.680 |
| 3 - | 1:01.411 | 8 - | 1:01.540 | 13 - | 1:01.913 | 18 - | 1:00.899 |
| 4 - | 1:01.841 | 9 - | 1:01.481 | 14 - | 1:01.065 | 19 - | 1:00.793 |
| 5 - | 1:01.682 | 10 - | 1:01.923 | 15 - | 1:01.291 | 20 - | 1:00.991 |

Weather/Track: Cloud /Dry

HSCC 70s Roadsports

RACE 2 - LAP CHART - Brands Hatch - 11 September 2010

| Lap 1 | | | Lap 2 | | | Lap 3 | | | Lap 4 | | | Lap 5 | | |
|-------|--------|----------|-------|--------|----------|-------|--------|----------|-------|--------|----------|-------|--------|----------|
| No | Behind | Laptime | No | Behind | Laptime | No | Behind | Laptime | No | Behind | Laptime | No | Behind | Laptime |
| 2 | | 1:03.289 | 64 | | 56.439 | 64 | | 57.006 | 64 | | 56.847 | 64 | | 57.347 |
| 64 | 0.337 | 1:03.626 | 2 | 1.432 | 58.208 | 2 | 2.710 | 58.284 | 2 | 3.652 | 57.789 | 25 | 1 LAP | 1:10.060 |
| 7 | 1.286 | 1:04.575 | 1 | 2.134 | 57.032 | 1 | 3.067 | 57.939 | 1 | 4.151 | 57.931 | 2 | 4.190 | 57.885 |
| 1 | 1.878 | 1:05.167 | 5 | 3.559 | 57.892 | 5 | 4.534 | 57.981 | 5 | 5.219 | 57.532 | 1 | 4.479 | 57.675 |
| 5 | 2.443 | 1:05.732 | 72 | 4.135 | 58.188 | 72 | 5.242 | 58.113 | 7 | 13.114 | 58.573 | 7 | 13.300 | 57.533 |
| 72 | 2.723 | 1:06.012 | 14 | 7.691 | 59.958 | 14 | 10.267 | 59.582 | 14 | 14.516 | 1:01.096 | 14 | 16.890 | 59.721 |
| 14 | 4.509 | 1:07.798 | 7 | 9.872 | 1:05.362 | 7 | 11.388 | 58.522 | 26 | 21.728 | 1:02.399 | 26 | 26.695 | 1:02.314 |
| 26 | 6.659 | 1:09.948 | 26 | 10.802 | 1:00.919 | 26 | 16.176 | 1:02.380 | 75 | 23.268 | 1:02.352 | 78 | 27.833 | 1:01.682 |
| 75 | 6.902 | 1:10.191 | 75 | 12.139 | 1:02.013 | 75 | 17.763 | 1:02.630 | 78 | 23.498 | 1:01.841 | 75 | 28.822 | 1:02.901 |
| 12 | 8.700 | 1:11.989 | 78 | 14.099 | 1:02.058 | 78 | 18.504 | 1:01.411 | 12 | 26.552 | 1:02.384 | 12 | 31.180 | 1:01.975 |
| 78 | 8.817 | 1:12.106 | 12 | 15.430 | 1:03.506 | 12 | 21.015 | 1:02.591 | 59 | 28.501 | 1:02.847 | 59 | 33.950 | 1:02.796 |
| 59 | 9.932 | 1:13.221 | 59 | 16.484 | 1:03.328 | 59 | 22.501 | 1:03.023 | 4 | 33.997 | 1:04.688 | 4 | 40.597 | 1:03.947 |
| 4 | 11.158 | 1:14.447 | 4 | 18.551 | 1:04.169 | 4 | 26.156 | 1:04.611 | 76 | 34.279 | 1:04.387 | 76 | 41.190 | 1:04.258 |
| 76 | 12.008 | 1:15.297 | 76 | 19.042 | 1:03.810 | 76 | 26.739 | 1:04.703 | 20 | 49.801 | 1:08.442 | | | |
| 20 | 14.987 | 1:18.276 | 20 | 26.903 | 1:08.692 | 20 | 38.206 | 1:08.309 | | | | | | |
| 25 | 16.932 | 1:20.221 | 25 | 31.002 | 1:10.846 | 25 | 44.763 | 1:10.767 | | | | | | |

Weather/Track: Cloud /Dry

www.mstworld.com

Page 1 of 5

Brands Hatch
Circuit Length = 1.1990 miles.
Start: 13:26 End: 13:46

Printed - 13:49 Saturday, 11 September 2010

HSCC 70s Roadsports

RACE 2 - LAP CHART - Brands Hatch - 11 September 2010

(contd.)

| Lap 6 | | | Lap 7 | | | Lap 8 | | | Lap 9 | | | Lap 10 | | |
|-------|--------|----------|-------|--------|----------|-------|--------|----------|-------|--------|----------|--------|--------|----------|
| No | Behind | Laptime | No | Behind | Laptime | No | Behind | Laptime | No | Behind | Laptime | No | Behind | Laptime |
| 64 | | 58.475 | 64 | | 57.377 | 64 | | 57.006 | 64 | | 56.871 | 64 | | 57.057 |
| 1 | 3.245 | 57.241 | 1 | 2.736 | 56.868 | 1 | 2.377 | 56.647 | 1 | 2.742 | 57.236 | 59 | 1 LAP | 1:05.168 |
| 20 | 1 LAP | 1:09.985 | 7 | 13.635 | 58.100 | 7 | 14.420 | 57.791 | 4 | 1 LAP | 1:04.404 | 1 | 2.551 | 56.866 |
| 7 | 12.912 | 58.087 | 2 | 15.002 | 58.811 | 2 | 16.179 | 58.183 | 76 | 1 LAP | 1:04.135 | 25 | 2 LAPS | 1:12.587 |
| 2 | 13.568 | 1:07.853 | 20 | 1 LAP | 1:09.258 | 14 | 23.634 | 59.648 | 7 | 15.399 | 57.850 | 76 | 1 LAP | 1:03.807 |
| 25 | 1 LAP | 1:16.229 | 14 | 20.992 | 59.705 | 20 | 1 LAP | 1:09.284 | 2 | 17.453 | 58.145 | 7 | 16.164 | 57.822 |
| 14 | 18.664 | 1:00.249 | 25 | 1 LAP | 1:09.523 | 26 | 37.606 | 1:01.421 | 14 | 26.955 | 1:00.192 | 4 | 1 LAP | 1:09.488 |
| 26 | 29.385 | 1:01.165 | 26 | 33.191 | 1:01.183 | 78 | 38.542 | 1:01.540 | 20 | 1 LAP | 1:09.495 | 2 | 19.517 | 59.121 |
| 78 | 30.480 | 1:01.122 | 78 | 34.008 | 1:00.905 | 75 | 42.458 | 1:03.079 | 26 | 41.994 | 1:01.259 | 14 | 29.972 | 1:00.074 |
| 75 | 32.050 | 1:01.703 | 75 | 36.385 | 1:01.712 | 25 | 1 LAP | 1:10.394 | 78 | 43.152 | 1:01.481 | 26 | 47.842 | 1:02.905 |
| 12 | 34.807 | 1:02.102 | 12 | 39.669 | 1:02.239 | 12 | 44.773 | 1:02.110 | 75 | 48.070 | 1:02.483 | 78 | 48.018 | 1:01.923 |
| 59 | 38.230 | 1:02.755 | 59 | 43.599 | 1:02.746 | 59 | 49.159 | 1:02.566 | 12 | 51.410 | 1:03.508 | 75 | 53.574 | 1:02.561 |
| 4 | 46.360 | 1:04.238 | 4 | 53.289 | 1:04.306 | | | | | | | 20 | 1 LAP | 1:11.988 |
| 76 | 46.995 | 1:04.280 | 76 | 53.636 | 1:04.018 | | | | | | | 12 | 56.725 | 1:02.372 |

Weather/Track: Cloud /Dry

www.mstworld.com

Page 2 of 5

Brands Hatch
Circuit Length = 1.1990 miles.
Start: 13:26 End: 13:46

Printed - 13:49 Saturday, 11 September 2010

HSCC 70s Roadsports

RACE 2 - LAP CHART - Brands Hatch - 11 September 2010

(contd.)

| Lap 11 | | | Lap 12 | | | Lap 13 | | | Lap 14 | | | Lap 15 | | |
|--------|--------|----------|--------|--------|----------|--------|--------|----------|--------|--------|-----------|--------|--------|----------|
| No | Behind | Laptime | No | Behind | Laptime | No | Behind | Laptime | No | Behind | Laptime | No | Behind | Laptime |
| 64 | | 57.421 | 64 | | 57.820 | 64 | | 57.311 | 64 | | 57.483 | 64 | | 57.624 |
| 1 | 2.526 | 57.396 | 75 | 1 LAP | 1:02.736 | 1 | 2.381 | 57.149 | 1 | 2.601 | 57.703 | 1 | 2.210 | 57.233 |
| 59 | 1 LAP | 1:05.939 | 1 | 2.543 | 57.837 | 75 | 1 LAP | 1:02.337 | 26 | 1 LAP | 1:02.457 | 26 | 1 LAP | 1:00.860 |
| 25 | 2 LAPS | 1:10.095 | 12 | 1 LAP | 1:03.755 | 12 | 1 LAP | 1:02.237 | 78 | 1 LAP | 1:01.913 | 78 | 1 LAP | 1:01.065 |
| 7 | 17.112 | 58.369 | 20 | 2 LAPS | 1:10.391 | 7 | 20.852 | 59.429 | 75 | 1 LAP | 1:02.209 | 75 | 1 LAP | 1:02.269 |
| 76 | 1 LAP | 1:04.659 | 59 | 1 LAP | 1:05.675 | 20 | 2 LAPS | 1:09.759 | 12 | 1 LAP | 1:03.248 | 12 | 1 LAP | 1:02.590 |
| 2 | 22.318 | 1:00.222 | 7 | 18.734 | 59.442 | 2 | 25.223 | 58.731 | 7 | 22.351 | 58.982 | 7 | 23.318 | 58.591 |
| 14 | 34.036 | 1:01.485 | 2 | 23.803 | 59.305 | 59 | 1 LAP | 1:06.315 | 4 | 3 LAPS | 2:41.285P | 2 | 28.300 | 58.866 |
| 4 | 1 LAP | 1:17.384 | 76 | 1 LAP | 1:04.773 | 76 | 1 LAP | 1:03.263 | 2 | 27.058 | 59.318 | 4 | 3 LAPS | 1:15.771 |
| 26 | 52.300 | 1:01.879 | 25 | 2 LAPS | 1:10.896 | 25 | 2 LAPS | 1:08.776 | 59 | 1 LAP | 1:07.959 | 76 | 1 LAP | 1:06.106 |
| 78 | 52.395 | 1:01.798 | 14 | 38.376 | 1:02.160 | 14 | 41.974 | 1:00.909 | 20 | 2 LAPS | 1:10.496 | 14 | 49.171 | 1:01.736 |
| | | | 26 | 55.869 | 1:01.389 | | | | 76 | 1 LAP | 1:03.235 | 20 | 2 LAPS | 1:11.117 |
| | | | 78 | 57.310 | 1:02.735 | | | | 14 | 45.059 | 1:00.568 | 59 | 1 LAP | 1:16.475 |
| | | | | | | | | | 25 | 2 LAPS | 1:09.646 | | | |

Weather/Track: Cloud /Dry

www.mstworld.com

Page 3 of 5

Brands Hatch
Circuit Length = 1.1990 miles.
Start: 13:26 End: 13:46

Printed - 13:49 Saturday, 11 September 2010

HSCC 70s Roadsports

RACE 2 - LAP CHART - Brands Hatch - 11 September 2010

(contd.)

| Lap 16 | | | Lap 17 | | | Lap 18 | | | Lap 19 | | | Lap 20 | | |
|--------|--------|----------|--------|--------|----------|--------|--------|----------|--------|--------|----------|--------|--------|----------|
| No | Behind | Laptime | No | Behind | Laptime | No | Behind | Laptime | No | Behind | Laptime | No | Behind | Laptime |
| 64 | | 57.895 | 64 | | 57.849 | 64 | | 57.195 | 64 | | 56.853 | 64 | | 56.836 |
| 1 | 1.390 | 57.075 | 1 | 0.663 | 57.122 | 76 | 2 LAPS | 1:04.636 | 14 | 1 LAP | 1:00.488 | 1 | 0.670 | 56.877 |
| 25 | 3 LAPS | 1:11.050 | 20 | 3 LAPS | 1:10.932 | 1 | 0.585 | 57.117 | 1 | 0.629 | 56.897 | 14 | 1 LAP | 59.257 |
| 26 | 1 LAP | 1:00.886 | 26 | 1 LAP | 1:00.898 | 26 | 1 LAP | 1:00.510 | 76 | 2 LAPS | 1:03.736 | 76 | 2 LAPS | 1:03.333 |
| 78 | 1 LAP | 1:01.291 | 59 | 2 LAPS | 1:14.202 | 20 | 3 LAPS | 1:09.625 | 26 | 1 LAP | 1:00.927 | 26 | 1 LAP | 1:01.135 |
| 75 | 1 LAP | 1:02.023 | 78 | 1 LAP | 1:00.594 | 78 | 1 LAP | 1:00.680 | 78 | 1 LAP | 1:00.899 | 78 | 1 LAP | 1:00.793 |
| 7 | 24.468 | 59.045 | 25 | 3 LAPS | 1:10.807 | 7 | 27.043 | 59.277 | 7 | 28.425 | 58.235 | 7 | 29.527 | 57.938 |
| 12 | 1 LAP | 1:04.562 | 75 | 1 LAP | 1:02.025 | 75 | 1 LAP | 1:02.599 | 20 | 3 LAPS | 1:09.320 | 2 | 34.948 | 58.625 |
| 2 | 28.858 | 58.453 | 7 | 24.961 | 58.342 | 59 | 2 LAPS | 1:14.438 | 2 | 33.159 | 58.821 | 75 | 1 LAP | 1:01.950 |
| 76 | 1 LAP | 1:03.740 | 2 | 29.522 | 58.513 | 2 | 31.191 | 58.864 | 75 | 1 LAP | 1:01.724 | 20 | 3 LAPS | 1:09.460 |
| 14 | 51.977 | 1:00.701 | 12 | 1 LAP | 1:03.310 | 25 | 3 LAPS | 1:09.235 | 12 | 1 LAP | 1:03.562 | 12 | 1 LAP | 1:01.778 |
| | | | 14 | 54.164 | 1:00.036 | 12 | 1 LAP | 1:01.553 | 25 | 3 LAPS | 1:10.766 | | | |
| | | | | | | | | | 59 | 2 LAPS | 1:17.680 | | | |

Weather/Track: Cloud /Dry

www.mstworld.com

Page 4 of 5

Brands Hatch
Circuit Length = 1.1990 miles.
Start: 13:26 End: 13:46

Printed - 13:49 Saturday, 11 September 2010

HSCC 70s Roadsports

RACE 2 - LAP CHART - Brands Hatch - 11 September 2010

(contd.)

| Lap 21 | | | Lap 22 | | | Lap 23 | | | Lap 24 | | | Lap 25 | | |
|--------|--------|----------|--------|--------|---------|--------|--------|---------|--------|--------|---------|--------|--------|---------|
| No | Behind | Laptime | No | Behind | Laptime | No | Behind | Laptime | No | Behind | Laptime | No | Behind | Laptime |
| 64 | | 57.237 | | | | | | | | | | | | |
| 1 | 0.587 | 57.154 | | | | | | | | | | | | |
| 25 | 4 LAPS | 1:09.329 | | | | | | | | | | | | |
| 14 | 1 LAP | 59.387 | | | | | | | | | | | | |
| 59 | 3 LAPS | 1:12.514 | | | | | | | | | | | | |
| 76 | 2 LAPS | 1:03.293 | | | | | | | | | | | | |
| 26 | 1 LAP | 1:00.852 | | | | | | | | | | | | |
| 78 | 1 LAP | 1:00.991 | | | | | | | | | | | | |
| 7 | 30.631 | 58.341 | | | | | | | | | | | | |
| 2 | 36.933 | 59.222 | | | | | | | | | | | | |
| 75 | 1 LAP | 1:01.606 | | | | | | | | | | | | |
| 12 | 1 LAP | 1:02.053 | | | | | | | | | | | | |
| 20 | 3 LAPS | 1:08.995 | | | | | | | | | | | | |

Weather/Track: Cloud /Dry

www.mstworld.com

Page 5 of 5

Brands Hatch
Circuit Length = 1.1990 miles.
Start: 13:26 End: 13:46

Printed - 13:49 Saturday, 11 September 2010

Historic Formula Junior

QUALIFYING - RACE 3 - Brands Hatch - 11 September 2010

| POS | NO | CL | DRIVER | NAT | CAR | TIME | LAPS | GAP | MPH |
|-----|----|-----|-------------------|-----|-----------------|----------|------|--------|-------|
| 1 | 63 | E | Jon MILICEVIC | | Cooper T59 | 54.380 | 12 | | 79.37 |
| 2 | 62 | E | Simon ARMER | | Cooper T59 | 54.603 | 13 | 0.223 | 79.05 |
| 3 | 84 | E | Mark WOODHOUSE | | Lotus 20/22 | 55.208 | 13 | 0.828 | 78.18 |
| 4 | 79 | E | Andrew HIBBERD | | Lotus 22 | 55.353 | 13 | 0.973 | 77.98 |
| 5 | 58 | E | Richard SMEETON | | Lotus 22 | 55.506 | 10 | 1.126 | 77.76 |
| 6 | 1 | E | Christopher DRAKE | | Brabham BT6 | 56.217 | 13 | 1.837 | 76.78 |
| 7 | 77 | E | Steve SMITH | | Cooper T59 | 56.425 | 12 | 2.045 | 76.49 |
| 8 | 11 | B | Brian MITCHAM | | Mallock U2 | 56.859 | 11 | 2.479 | 75.91 |
| 9 | 87 | E | Andrew WILKINSON | | Cooper T59 | 57.638 | 11 | 3.258 | 74.88 |
| 10 | 14 | C | Crispian BESLEY | | Cooper T56 | 58.108 | 11 | 3.728 | 74.28 |
| 11 | 25 | B | Andrew TART | | Bond FJ | 58.273 | 12 | 3.893 | 74.07 |
| 12 | 45 | C | Peter MULLEN | | Kieft | 58.665 | 8 | 4.285 | 73.57 |
| 13 | 88 | E | Lance WHITEHEAD | | Lotus 20 | 58.965 | 10 | 4.585 | 73.20 |
| 14 | 2 | B | Jack WOODHOUSE | | Elva 100 | 59.089 | 8 | 4.709 | 73.04 |
| 15 | 22 | B | Justin FLEMING | | Elva 100 | 1:00.568 | 11 | 6.188 | 71.26 |
| 16 | 48 | G10 | Doug ELCOMB | | Dreossi Special | 1:01.386 | 8 | 7.006 | 70.31 |
| 17 | 43 | C | Michael HIBBERD | | Envoy Mk1 | 1:01.851 | 11 | 7.471 | 69.78 |
| 18 | 94 | C | David GRUNBERG | | Lotus 20 | 1:06.789 | 10 | 12.409 | 64.62 |
| 19 | 40 | E | Bob EGGINTON | | Britannia FJ | 1:07.227 | 10 | 12.847 | 64.20 |
| 20 | 46 | C | Sue SPENCE | | Elva 200 | 1:12.039 | 9 | 17.659 | 59.91 |
| 21 | 19 | B | Jan BIEKENS | | Stanguellini | 1:12.412 | 7 | 18.032 | 59.60 |

CAR 45 - NO WORKING TRANSPONDER

Weather/Track: Overcast /Damp

These results are provisional until the conclusion of any judicial and technical matters.

Brands Hatch

Circuit Length = 1.1990 miles.

Start: 09:35 End: 09:47

| | | |
|----------------------|--|-------------|
| Clerk of the Course: | | Timekeeper: |
|----------------------|--|-------------|

Historic Formula Junior

QUALIFYING LAP ANALYSIS - RACE 3 - Brands Hatch - 11 September 2010

| | | | |
|-----------|--------------------------|----------------------|---------------|
| 1 | Christopher DRAKE | Brabham BT6 | |
| 1 - | 2:18.675 | 6 - 56.688 | 11 - 56.657 |
| 2 - | 59.702 | 7 - 57.201 | 12 - 56.543 |
| 3 - | 58.602 | 8 - 56.858 | 13 - 56.504 |
| 4 - | 58.304 | 9 - 56.217 | |
| 5 - | 58.763 | 10 - 57.007 | |
| 2 | Jack WOODHOUSE | Elva 100 | |
| 1 - | 2:31.226 | 6 - 59.153 | |
| 2 - | 1:03.590 | 7 - 59.310 | |
| 3 - | 59.795 | 8 - 59.405 | |
| 4 - | 59.089 | | |
| 5 - | 59.917 | | |
| 11 | Brian MITCHAM | Mallock U2 | |
| 1 - | 3:31.831 | 6 - 58.674 | 11 - 57.893 |
| 2 - | 58.841 | 7 - 57.890 | |
| 3 - | 58.852 | 8 - 56.859 | |
| 4 - | 59.045 | 9 - 57.626 | |
| 5 - | 58.766 | 10 - 57.279 | |
| 14 | Crispian BESLEY | Cooper T56 | |
| 1 - | 3:45.646 | 6 - 59.567 | 11 - 58.114 |
| 2 - | 1:01.646 | 7 - 1:00.196 | |
| 3 - | 1:01.186 | 8 - 58.865 | |
| 4 - | 1:00.547 | 9 - 58.984 | |
| 5 - | 1:00.191 | 10 - 58.108 | |
| 19 | Jan BIEKENS | Stanguellini | |
| 1 - | 5:36.248P | 6 - 1:13.479 | |
| 2 - | 1:22.794 | 7 - 1:14.120 | |
| 3 - | 1:13.707 | | |
| 4 - | 1:12.492 | | |
| 5 - | 1:12.412 | | |
| 22 | Justin FLEMING | Elva 100 | |
| 1 - | 2:47.834 | 6 - 1:02.624 | 11 - 1:00.607 |
| 2 - | 1:09.559 | 7 - 1:03.844 | |
| 3 - | 1:04.586 | 8 - 1:02.110 | |
| 4 - | 1:04.149 | 9 - 1:01.491 | |
| 5 - | 1:05.483 | 10 - 1:00.568 | |

Weather/Track: Overcast /Damp

Historic Formula Junior

QUALIFYING LAP ANALYSIS - RACE 3 - Brands Hatch - 11 September 2010

(contd.)

| | | |
|---------------|------------------------|--------------------|
| 25 | Andrew TART | Bond FJ |
| 1 - 2:27.975 | 6 - 59.532 | 11 - 58.738 |
| 2 - 1:03.692 | 7 - 59.824 | 12 - 58.273 |
| 3 - 1:02.386 | 8 - 58.374 | |
| 4 - 1:00.496 | 9 - 59.509 | |
| 5 - 59.722 | 10 - 59.118 | |
| 40 | Bob EGGINTON | Britannia FJ |
| 1 - 2:58.010 | 6 - 1:08.205 | |
| 2 - 1:13.120 | 7 - 1:09.212 | |
| 3 - 1:10.374 | 8 - 1:07.227 | |
| 4 - 1:09.986 | 9 - 1:07.470 | |
| 5 - 1:08.676 | 10 - 1:08.102 | |
| 43 | Michael HIBBERD | Envoy Mk1 |
| 1 - 2:33.274 | 6 - 1:01.993 | 11 - 1:02.462 |
| 2 - 1:07.958 | 7 - 1:04.139 | |
| 3 - 1:03.153 | 8 - 1:02.059 | |
| 4 - 1:06.521 | 9 - 1:04.947 | |
| 5 - 1:02.738 | 10 - 1:01.851 | |
| 45 | Peter MULLEN | Kieft |
| 1 - 5:39.680P | 6 - 58.897 | |
| 2 - 1:09.545 | 7 - 59.249 | |
| 3 - 2:03.751 | 8 - 58.665 | |
| 4 - 1:00.825 | | |
| 5 - 1:01.428 | | |
| 46 | Sue SPENCE | Elva 200 |
| 1 - 3:57.826 | 6 - 1:13.071 | |
| 2 - 1:20.596 | 7 - 1:12.039 | |
| 3 - 1:19.512 | 8 - 1:15.405 | |
| 4 - 1:15.444 | 9 - 1:15.565 | |
| 5 - 1:15.166 | | |
| 48 | Doug ELCOMB | Dreossi Special |
| 1 - 5:35.115 | 6 - 1:02.312 | |
| 2 - 1:06.911 | 7 - 1:03.144 | |
| 3 - 1:04.752 | 8 - 1:01.386 | |
| 4 - 1:08.520 | | |
| 5 - 1:03.358 | | |

Weather/Track: Overcast /Damp

www.mstworld.com

Page 2 of 4

Brands Hatch
Circuit Length = 1.1990 miles.
Start: 09:35 End: 09:47

Printed - 09:50 Saturday, 11 September 2010

Historic Formula Junior

QUALIFYING LAP ANALYSIS - RACE 3 - Brands Hatch - 11 September 2010

(contd.)

| | | |
|--------------|------------------------|--------------------|
| 58 | Richard SMEETON | Lotus 22 |
| 1 - 4:45.915 | 6 - 59.105 | |
| 2 - 1:02.765 | 7 - 56.769 | |
| 3 - 1:03.948 | 8 - 57.912 | |
| 4 - 59.381 | 9 - 55.506 | |
| 5 - 58.202 | 10 - 56.578 | |
| 62 | Simon ARMER | Cooper T59 |
| 1 - 2:27.897 | 6 - 57.088 | 11 - 55.955 |
| 2 - 1:04.942 | 7 - 55.275 | 12 - 54.603 |
| 3 - 58.616 | 8 - 55.510 | 13 - 55.763 |
| 4 - 57.823 | 9 - 55.805 | |
| 5 - 57.439 | 10 - 55.204 | |
| 63 | Jon MILICEVIC | Cooper T59 |
| 1 - 2:25.874 | 6 - 56.979 | 11 - 55.457 |
| 2 - 56.071 | 7 - 55.475 | 12 - 54.380 |
| 3 - 55.876 | 8 - 56.101 | |
| 4 - 56.125 | 9 - 56.154 | |
| 5 - 54.473 | 10 - 54.881 | |
| 77 | Steve SMITH | Cooper T59 |
| 1 - 2:47.662 | 6 - 59.482 | 11 - 56.425 |
| 2 - 1:02.155 | 7 - 58.362 | 12 - 58.757 |
| 3 - 59.839 | 8 - 58.149 | |
| 4 - 59.257 | 9 - 58.987 | |
| 5 - 1:00.455 | 10 - 57.244 | |
| 79 | Andrew HIBBERD | Lotus 22 |
| 1 - 2:26.030 | 6 - 56.561 | 11 - 56.256 |
| 2 - 58.882 | 7 - 56.509 | 12 - 55.353 |
| 3 - 58.098 | 8 - 57.250 | 13 - 56.137 |
| 4 - 57.674 | 9 - 56.542 | |
| 5 - 59.697 | 10 - 56.396 | |
| 84 | Mark WOODHOUSE | Lotus 20/22 |
| 1 - 2:20.779 | 6 - 57.506 | 11 - 55.208 |
| 2 - 59.564 | 7 - 56.158 | 12 - 55.789 |
| 3 - 57.444 | 8 - 55.438 | 13 - 56.046 |
| 4 - 57.536 | 9 - 55.722 | |
| 5 - 57.226 | 10 - 56.530 | |

Weather/Track: Overcast /Damp

www.mstworld.com

Page 3 of 4

Brands Hatch
Circuit Length = 1.1990 miles.
Start: 09:35 End: 09:47

Printed - 09:50 Saturday, 11 September 2010

Historic Formula Junior

QUALIFYING LAP ANALYSIS - RACE 3 - Brands Hatch - 11 September 2010

(contd.)

| | | |
|--------------|-------------------------|--------------------|
| 87 | Andrew WILKINSON | Cooper T59 |
| 1 - 3:43.224 | 6 - 1:00.024 | 11 - 57.638 |
| 2 - 1:04.271 | 7 - 1:00.902 | |
| 3 - 1:01.140 | 8 - 58.676 | |
| 4 - 1:01.747 | 9 - 58.087 | |
| 5 - 59.659 | 10 - 58.533 | |
| 88 | Lance WHITEHEAD | Lotus 20 |
| 1 - 4:01.928 | 6 - 59.011 | |
| 2 - 1:04.772 | 7 - 59.761 | |
| 3 - 1:01.174 | 8 - 58.965 | |
| 4 - 1:02.724 | 9 - 59.202 | |
| 5 - 1:01.136 | 10 - 1:25.755 | |
| 94 | David GRUNBERG | Lotus 20 |
| 1 - 2:47.124 | 6 - 1:08.834 | |
| 2 - 1:14.089 | 7 - 1:06.789 | |
| 3 - 1:12.215 | 8 - 1:08.742 | |
| 4 - 1:09.685 | 9 - 1:08.699 | |
| 5 - 1:08.631 | 10 - 1:07.085 | |

Weather/Track: Overcast /Damp

www.mstworld.com

Page 4 of 4

Brands Hatch
Circuit Length = 1.1990 miles.
Start: 09:35 End: 09:47


Printed - 09:50 Saturday, 11 September 2010

Historic Formula Junior

GRID FOR RACE 3 - Brands Hatch - 11 September 2010

| | | |
|--------|--------------|-------------|
| ROW 11 | 19 BIEKENS | 46 SPENCE |
| ROW 10 | 40 EGGINTON | 94 GRUNBERG |
| ROW 9 | 43 HIBBERD | 48 ELCOMB |
| ROW 8 | 22 FLEMING | 2 WOODHOUSE |
| ROW 7 | 88 WHITEHEAD | 45 MULLEN |
| ROW 6 | 25 TART | 14 BESLEY |
| ROW 5 | 87 WILKINSON | 11 MITCHAM |
| ROW 4 | 77 SMITH | 1 DRAKE |
| ROW 3 | 58 SMEETON | 79 HIBBERD |
| ROW 2 | 84 WOODHOUSE | 62 ARMER |
| ROW 1 | 63 MILICEVIC | |

POLE



Weather/Track: Overcast /Damp

These results are provisional until the conclusion of any judicial and technical matters.

Brands Hatch

Circuit Length = 1.1990 miles.

Start: 09:35 End: 09:47

Clerk of the Course:

Timekeeper:

Historic Formula Junior

RACE 3 - CLASSIFICATION - Brands Hatch - 11 September 2010

| POS | NO | CL | DRIVER | NAT | CAR | TIME | LAPS | GAP | MPH | BEST |
|-----|----|-----|------------------|-----|-----------------|-----------|------|--------|-------|----------|
| 1 | 63 | E | Jon MILICEVIC | | Cooper T59 | 20:02.116 | 22 | | 79.04 | 53.577 |
| 2 | 79 | E | Andrew HIBBERD | | Lotus 22 | 20:08.800 | 22 | 6.684 | 78.61 | 53.950 |
| 3 | 84 | E | Mark WOODHOUSE | | Lotus 20/22 | 20:13.000 | 22 | 10.884 | 78.33 | 54.194 |
| 4 | 62 | E | Simon ARMER | | Cooper T59 | 20:19.931 | 22 | 17.815 | 77.89 | 54.456 |
| 5 | 77 | E | Steve SMITH | | Cooper T59 | 20:20.877 | 22 | 18.761 | 77.83 | 54.185 |
| 6 | 87 | E | Andrew WILKINSON | | Cooper T59 | 20:04.752 | 21 | 1 LAP | 75.29 | 56.034 |
| 7 | 11 | B | Brian MITCHAM | | Mallock U2 | 20:08.924 | 21 | 1 LAP | 75.03 | 56.373 |
| 8 | 14 | C | Crispian BESLEY | | Cooper T56 | 20:12.562 | 21 | 1 LAP | 74.80 | 56.613 |
| 9 | 2 | B | Jack WOODHOUSE | | Elva 100 | 20:13.507 | 21 | 1 LAP | 74.75 | 56.603 |
| 10 | 45 | C | Peter MULLEN | | Kieft | 20:20.660 | 21 | 1 LAP | 74.31 | 56.941 |
| 11 | 25 | B | Andrew TART | | Bond FJ | 20:35.932 | 21 | 1 LAP | 73.39 | 57.852 |
| 12 | 88 | E | Lance WHITEHEAD | | Lotus 20 | 20:52.275 | 21 | 1 LAP | 72.43 | 57.915 |
| 13 | 22 | B | Justin FLEMING | | Elva 100 | 20:30.016 | 20 | 2 LAPS | 70.23 | 59.963 |
| 14 | 48 | G10 | Doug ELCOMB | | Dreossi Special | 20:32.853 | 20 | 2 LAPS | 70.07 | 59.860 |
| 15 | 43 | C | Michael HIBBERD | | Envoy Mk1 | 20:42.789 | 20 | 2 LAPS | 69.51 | 1:00.249 |
| 16 | 94 | C | David GRUNBERG | | Lotus 20 | 20:49.343 | 19 | 3 LAPS | 65.69 | 1:03.792 |
| 17 | 40 | E | Bob EGGINTON | | Britannia FJ | 20:41.988 | 18 | 4 LAPS | 62.60 | 1:05.963 |
| 18 | 46 | C | Sue SPENCE | | Elva 200 | 20:11.235 | 17 | 5 LAPS | 60.63 | 1:07.045 |

FASTEST LAP

| | | | | | | | |
|----|-----|-----------------|-----------------|--------|----|----------|-----------|
| 63 | E | Jon MILICEVIC | Cooper T59 | 53.577 | 7 | 80.56mph | 129.65kph |
| 11 | B | Brian MITCHAM | Mallock U2 | 56.373 | 9 | 76.56mph | 123.22kph |
| 14 | C | Crispian BESLEY | Cooper T56 | 56.613 | 13 | 76.24mph | 122.70kph |
| 48 | G10 | Doug ELCOMB | Dreossi Special | 59.860 | 20 | 72.10mph | 116.04kph |

Weather/Track: Cloud /Dry

These results are provisional until the conclusion of any judicial and technical matters.

Brands Hatch

Circuit Length = 1.1990 miles.

Start: 14:03 End: 14:23

Clerk of the Course:

Timekeeper:

Historic Formula Junior

RACE 3 - LAP ANALYSIS - Brands Hatch - 11 September 2010

| | | | | | | | | | |
|-----------|------------------------|--------------|---------------|------|-----------------|------|---------------|------|--------|
| 2 | Jack WOODHOUSE | Elva 100 | | | | | | | |
| 1 - | 1:06.597 | 6 - | 57.611 | 11 - | 56.621 | 16 - | 57.589 | 21 - | 57.054 |
| 2 - | 57.369 | 7 - | 57.309 | 12 - | 58.779 | 17 - | 58.258 | | |
| 3 - | 57.353 | 8 - | 57.208 | 13 - | 57.217 | 18 - | 57.360 | | |
| 4 - | 57.005 | 9 - | 57.233 | 14 - | 56.912 | 19 - | 56.788 | | |
| 5 - | 56.808 | 10 - | 56.603 | 15 - | 58.647 | 20 - | 57.186 | | |
| 11 | Brian MITCHAM | Mallock U2 | | | | | | | |
| 1 - | 1:05.582 | 6 - | 58.437 | 11 - | 56.742 | 16 - | 57.166 | 21 - | 57.055 |
| 2 - | 56.634 | 7 - | 57.138 | 12 - | 57.854 | 17 - | 57.310 | | |
| 3 - | 57.682 | 8 - | 57.026 | 13 - | 56.891 | 18 - | 57.599 | | |
| 4 - | 57.042 | 9 - | 56.373 | 14 - | 56.757 | 19 - | 57.668 | | |
| 5 - | 56.869 | 10 - | 57.205 | 15 - | 57.164 | 20 - | 56.730 | | |
| 14 | Crispian BESLEY | Cooper T56 | | | | | | | |
| 1 - | 1:06.084 | 6 - | 58.373 | 11 - | 57.089 | 16 - | 57.069 | 21 - | 56.753 |
| 2 - | 56.977 | 7 - | 57.207 | 12 - | 59.856 | 17 - | 58.488 | | |
| 3 - | 57.116 | 8 - | 57.084 | 13 - | 56.613 | 18 - | 56.804 | | |
| 4 - | 57.156 | 9 - | 56.636 | 14 - | 56.887 | 19 - | 57.092 | | |
| 5 - | 56.808 | 10 - | 56.828 | 15 - | 58.337 | 20 - | 57.305 | | |
| 22 | Justin FLEMING | Elva 100 | | | | | | | |
| 1 - | 1:10.806 | 6 - | 1:00.761 | 11 - | 1:01.150 | 16 - | 1:02.346 | | |
| 2 - | 59.963 | 7 - | 1:00.637 | 12 - | 1:00.870 | 17 - | 1:00.075 | | |
| 3 - | 1:00.357 | 8 - | 1:00.972 | 13 - | 1:00.803 | 18 - | 1:00.849 | | |
| 4 - | 1:00.666 | 9 - | 1:03.565 | 14 - | 1:01.081 | 19 - | 1:02.335 | | |
| 5 - | 1:01.414 | 10 - | 1:00.615 | 15 - | 1:00.489 | 20 - | 1:00.262 | | |
| 25 | Andrew TART | Bond FJ | | | | | | | |
| 1 - | 1:09.316 | 6 - | 57.947 | 11 - | 57.939 | 16 - | 57.852 | 21 - | 58.161 |
| 2 - | 58.133 | 7 - | 58.191 | 12 - | 58.087 | 17 - | 58.076 | | |
| 3 - | 58.991 | 8 - | 58.038 | 13 - | 59.167 | 18 - | 59.100 | | |
| 4 - | 58.424 | 9 - | 58.359 | 14 - | 58.036 | 19 - | 58.557 | | |
| 5 - | 58.022 | 10 - | 58.465 | 15 - | 58.952 | 20 - | 58.119 | | |
| 40 | Bob EGGINTON | Britannia FJ | | | | | | | |
| 1 - | 1:20.284 | 6 - | 1:08.435 | 11 - | 1:09.167 | 16 - | 1:07.577 | | |
| 2 - | 1:09.672 | 7 - | 1:07.593 | 12 - | 1:08.971 | 17 - | 1:07.433 | | |
| 3 - | 1:08.619 | 8 - | 1:11.773 | 13 - | 1:07.482 | 18 - | 1:06.878 | | |
| 4 - | 1:07.766 | 9 - | 1:07.459 | 14 - | 1:05.963 | | | | |
| 5 - | 1:12.574 | 10 - | 1:07.134 | 15 - | 1:07.208 | | | | |

Weather/Track: Cloud /Dry

Historic Formula Junior

RACE 3 - LAP ANALYSIS - Brands Hatch - 11 September 2010

(contd.)

| | | | | | | | | | |
|-----------|------------------------|-----------------|---------------|------|---------------|------|---------------|------|--------|
| 43 | Michael HIBBERD | Envoy Mk1 | | | | | | | |
| 1 - | 1:12.183 | 6 - | 1:01.181 | 11 - | 1:00.732 | 16 - | 1:02.033 | | |
| 2 - | 1:02.274 | 7 - | 1:03.950 | 12 - | 1:01.256 | 17 - | 1:03.737 | | |
| 3 - | 1:01.444 | 8 - | 1:03.341 | 13 - | 1:00.613 | 18 - | 1:01.514 | | |
| 4 - | 1:00.790 | 9 - | 1:00.564 | 14 - | 1:02.350 | 19 - | 1:00.773 | | |
| 5 - | 1:00.249 | 10 - | 1:00.584 | 15 - | 1:02.829 | 20 - | 1:00.392 | | |
| 45 | Peter MULLEN | Kieft | | | | | | | |
| 1 - | 1:06.791 | 6 - | 58.033 | 11 - | 57.664 | 16 - | 58.153 | 21 - | 58.079 |
| 2 - | 57.430 | 7 - | 57.595 | 12 - | 58.344 | 17 - | 58.059 | | |
| 3 - | 57.372 | 8 - | 57.161 | 13 - | 58.273 | 18 - | 57.492 | | |
| 4 - | 57.434 | 9 - | 57.383 | 14 - | 58.091 | 19 - | 57.970 | | |
| 5 - | 56.941 | 10 - | 57.620 | 15 - | 57.741 | 20 - | 57.034 | | |
| 46 | Sue SPENCE | Elva 200 | | | | | | | |
| 1 - | 1:17.666 | 6 - | 1:08.967 | 11 - | 1:12.642 | 16 - | 1:10.285 | | |
| 2 - | 1:07.045 | 7 - | 1:08.199 | 12 - | 1:13.104 | 17 - | 1:11.313 | | |
| 3 - | 1:09.081 | 8 - | 1:11.408 | 13 - | 1:10.600 | | | | |
| 4 - | 1:11.255 | 9 - | 1:07.483 | 14 - | 1:15.411 | | | | |
| 5 - | 1:12.427 | 10 - | 1:11.155 | 15 - | 1:13.194 | | | | |
| 48 | Doug ELCOMB | Dreossi Special | | | | | | | |
| 1 - | 1:13.414 | 6 - | 1:00.459 | 11 - | 1:00.851 | 16 - | 1:01.432 | | |
| 2 - | 1:01.151 | 7 - | 1:01.824 | 12 - | 1:00.841 | 17 - | 1:00.833 | | |
| 3 - | 1:02.153 | 8 - | 1:01.081 | 13 - | 1:00.557 | 18 - | 1:00.216 | | |
| 4 - | 1:00.623 | 9 - | 1:02.936 | 14 - | 1:02.763 | 19 - | 1:00.386 | | |
| 5 - | 1:01.107 | 10 - | 1:00.448 | 15 - | 59.918 | 20 - | 59.860 | | |
| 62 | Simon ARMER | Cooper T59 | | | | | | | |
| 1 - | 1:02.172 | 6 - | 54.671 | 11 - | 54.752 | 16 - | 55.000 | 21 - | 54.732 |
| 2 - | 55.598 | 7 - | 54.685 | 12 - | 54.456 | 17 - | 55.031 | 22 - | 55.271 |
| 3 - | 54.863 | 8 - | 54.612 | 13 - | 54.832 | 18 - | 55.219 | | |
| 4 - | 55.089 | 9 - | 54.939 | 14 - | 55.153 | 19 - | 56.177 | | |
| 5 - | 55.277 | 10 - | 57.237 | 15 - | 55.139 | 20 - | 55.026 | | |
| 63 | Jon MILICEVIC | Cooper T59 | | | | | | | |
| 1 - | 1:00.210 | 6 - | 55.263 | 11 - | 53.645 | 16 - | 53.721 | 21 - | 54.115 |
| 2 - | 54.408 | 7 - | 53.577 | 12 - | 55.720 | 17 - | 54.325 | 22 - | 55.132 |
| 3 - | 54.151 | 8 - | 54.422 | 13 - | 54.674 | 18 - | 55.938 | | |
| 4 - | 54.207 | 9 - | 54.152 | 14 - | 54.936 | 19 - | 53.681 | | |
| 5 - | 54.209 | 10 - | 53.896 | 15 - | 53.643 | 20 - | 54.091 | | |

Weather/Track: Cloud /Dry

www.mstworld.com

Page 2 of 3

Brands Hatch
Circuit Length = 1.1990 miles.
Start: 14:03 End: 14:23

Printed - 14:25 Saturday, 11 September 2010

Historic Formula Junior

RACE 3 - LAP ANALYSIS - Brands Hatch - 11 September 2010

(contd.)

| | | | | | | | | | |
|-----------|-------------------------|-------------|---------------|------|----------|------|---------------|------|---------------|
| 77 | Steve SMITH | Cooper T59 | | | | | | | |
| 1 - | 1:03.207 | 6 - | 54.947 | 11 - | 54.869 | 16 - | 55.016 | 21 - | 54.759 |
| 2 - | 55.297 | 7 - | 54.664 | 12 - | 55.226 | 17 - | 54.944 | 22 - | 54.185 |
| 3 - | 55.329 | 8 - | 54.897 | 13 - | 55.199 | 18 - | 55.531 | | |
| 4 - | 55.067 | 9 - | 55.350 | 14 - | 55.571 | 19 - | 54.689 | | |
| 5 - | 55.053 | 10 - | 55.643 | 15 - | 56.249 | 20 - | 55.185 | | |
| 79 | Andrew HIBBERD | Lotus 22 | | | | | | | |
| 1 - | 1:02.385 | 6 - | 53.950 | 11 - | 54.130 | 16 - | 54.165 | 21 - | 54.507 |
| 2 - | 55.662 | 7 - | 54.051 | 12 - | 54.209 | 17 - | 54.318 | 22 - | 55.112 |
| 3 - | 54.639 | 8 - | 54.491 | 13 - | 54.465 | 18 - | 55.098 | | |
| 4 - | 54.208 | 9 - | 54.871 | 14 - | 55.045 | 19 - | 54.713 | | |
| 5 - | 54.567 | 10 - | 55.006 | 15 - | 54.943 | 20 - | 54.265 | | |
| 84 | Mark WOODHOUSE | Lotus 20/22 | | | | | | | |
| 1 - | 1:02.101 | 6 - | 54.194 | 11 - | 54.686 | 16 - | 55.878 | 21 - | 54.344 |
| 2 - | 54.805 | 7 - | 54.232 | 12 - | 54.304 | 17 - | 54.459 | 22 - | 54.582 |
| 3 - | 54.406 | 8 - | 54.647 | 13 - | 55.781 | 18 - | 54.809 | | |
| 4 - | 54.518 | 9 - | 54.868 | 14 - | 55.065 | 19 - | 54.746 | | |
| 5 - | 54.773 | 10 - | 55.200 | 15 - | 54.684 | 20 - | 55.918 | | |
| 87 | Andrew WILKINSON | Cooper T59 | | | | | | | |
| 1 - | 1:04.522 | 6 - | 57.823 | 11 - | 57.459 | 16 - | 58.701 | 21 - | 58.011 |
| 2 - | 56.267 | 7 - | 56.034 | 12 - | 56.301 | 17 - | 57.732 | | |
| 3 - | 56.594 | 8 - | 57.125 | 13 - | 57.613 | 18 - | 56.671 | | |
| 4 - | 56.458 | 9 - | 56.691 | 14 - | 57.090 | 19 - | 57.079 | | |
| 5 - | 56.158 | 10 - | 56.419 | 15 - | 57.506 | 20 - | 56.498 | | |
| 88 | Lance WHITEHEAD | Lotus 20 | | | | | | | |
| 1 - | 1:09.920 | 6 - | 59.303 | 11 - | 59.914 | 16 - | 58.470 | 21 - | 58.634 |
| 2 - | 58.778 | 7 - | 59.935 | 12 - | 59.898 | 17 - | 57.915 | | |
| 3 - | 58.995 | 8 - | 59.634 | 13 - | 1:00.440 | 18 - | 59.463 | | |
| 4 - | 58.573 | 9 - | 59.788 | 14 - | 58.579 | 19 - | 58.613 | | |
| 5 - | 58.323 | 10 - | 59.218 | 15 - | 58.661 | 20 - | 59.221 | | |
| 94 | David GRUNBERG | Lotus 20 | | | | | | | |
| 1 - | 1:16.917 | 6 - | 1:05.015 | 11 - | 1:06.584 | 16 - | 1:06.358 | | |
| 2 - | 1:04.384 | 7 - | 1:04.740 | 12 - | 1:05.624 | 17 - | 1:04.303 | | |
| 3 - | 1:03.792 | 8 - | 1:05.359 | 13 - | 1:05.317 | 18 - | 1:04.248 | | |
| 4 - | 1:04.702 | 9 - | 1:05.276 | 14 - | 1:05.117 | 19 - | 1:04.078 | | |
| 5 - | 1:04.922 | 10 - | 1:05.498 | 15 - | 1:07.109 | | | | |

Weather/Track: Cloud /Dry

www.mstworld.com

Page 3 of 3

Brands Hatch
Circuit Length = 1.1990 miles.
Start: 14:03 End: 14:23

Printed - 14:25 Saturday, 11 September 2010

Historic Formula Junior

RACE 3 - LAP CHART - Brands Hatch - 11 September 2010

| Lap 1 | | | Lap 2 | | | Lap 3 | | | Lap 4 | | | Lap 5 | | |
|-------|--------|----------|-------|--------|----------|-------|--------|----------|-------|--------|----------|-------|--------|----------|
| No | Behind | Laptime | No | Behind | Laptime | No | Behind | Laptime | No | Behind | Laptime | No | Behind | Laptime |
| 63 | | 1:00.210 | 63 | | 54.408 | 63 | | 54.151 | 63 | | 54.207 | 63 | | 54.209 |
| 84 | 1.891 | 1:02.101 | 84 | 2.288 | 54.805 | 84 | 2.543 | 54.406 | 84 | 2.854 | 54.518 | 84 | 3.418 | 54.773 |
| 62 | 1.962 | 1:02.172 | 62 | 3.152 | 55.598 | 62 | 3.864 | 54.863 | 79 | 3.918 | 54.208 | 79 | 4.276 | 54.567 |
| 79 | 2.175 | 1:02.385 | 79 | 3.429 | 55.662 | 79 | 3.917 | 54.639 | 62 | 4.746 | 55.089 | 62 | 5.814 | 55.277 |
| 77 | 2.997 | 1:03.207 | 77 | 3.886 | 55.297 | 77 | 5.064 | 55.329 | 77 | 5.924 | 55.067 | 77 | 6.768 | 55.053 |
| 87 | 4.312 | 1:04.522 | 87 | 6.171 | 56.267 | 87 | 8.614 | 56.594 | 87 | 10.865 | 56.458 | 46 | 1 LAP | 1:11.255 |
| 11 | 5.372 | 1:05.582 | 11 | 7.598 | 56.634 | 11 | 11.129 | 57.682 | 11 | 13.964 | 57.042 | 40 | 1 LAP | 1:07.766 |
| 14 | 5.874 | 1:06.084 | 14 | 8.443 | 56.977 | 14 | 11.408 | 57.116 | 14 | 14.357 | 57.156 | 87 | 12.814 | 56.158 |
| 2 | 6.387 | 1:06.597 | 2 | 9.348 | 57.369 | 2 | 12.550 | 57.353 | 2 | 15.348 | 57.005 | 11 | 16.624 | 56.869 |
| 45 | 6.581 | 1:06.791 | 45 | 9.603 | 57.430 | 45 | 12.824 | 57.372 | 45 | 16.051 | 57.434 | 14 | 16.956 | 56.808 |
| 25 | 9.106 | 1:09.316 | 25 | 12.831 | 58.133 | 25 | 17.671 | 58.991 | 25 | 21.888 | 58.424 | 2 | 17.947 | 56.808 |
| 88 | 9.710 | 1:09.920 | 88 | 14.080 | 58.778 | 88 | 18.924 | 58.995 | 88 | 23.290 | 58.573 | 45 | 18.783 | 56.941 |
| 22 | 10.596 | 1:10.806 | 22 | 16.151 | 59.963 | 22 | 22.357 | 1:00.357 | 22 | 28.816 | 1:00.666 | 25 | 25.701 | 58.022 |
| 43 | 11.973 | 1:12.183 | 43 | 19.839 | 1:02.274 | 43 | 27.132 | 1:01.444 | 43 | 33.715 | 1:00.790 | 88 | 27.404 | 58.323 |
| 48 | 13.204 | 1:13.414 | 48 | 19.947 | 1:01.151 | 48 | 27.949 | 1:02.153 | 48 | 34.365 | 1:00.623 | 22 | 36.021 | 1:01.414 |
| 94 | 16.707 | 1:16.917 | 94 | 26.683 | 1:04.384 | 94 | 36.324 | 1:03.792 | 94 | 46.819 | 1:04.702 | 43 | 39.755 | 1:00.249 |
| 46 | 17.456 | 1:17.666 | 46 | 30.093 | 1:07.045 | 46 | 45.023 | 1:09.081 | | | | 48 | 41.263 | 1:01.107 |
| 40 | 20.074 | 1:20.284 | 40 | 35.338 | 1:09.672 | 40 | 49.806 | 1:08.619 | | | | | | |

Weather/Track: Cloud /Dry

www.mstworld.com

Page 1 of 5

Brands Hatch
Circuit Length = 1.1990 miles.
Start: 14:03 End: 14:23

Printed - 14:25 Saturday, 11 September 2010

Historic Formula Junior

RACE 3 - LAP CHART - Brands Hatch - 11 September 2010

(contd.)

| Lap 6 | | | Lap 7 | | | Lap 8 | | | Lap 9 | | | Lap 10 | | |
|-------|--------|----------|-------|--------|----------|-------|--------|----------|-------|--------|----------|--------|--------|----------|
| No | Behind | Laptime | No | Behind | Laptime | No | Behind | Laptime | No | Behind | Laptime | No | Behind | Laptime |
| 63 | | 55.263 | 63 | | 53.577 | 63 | | 54.422 | 63 | | 54.152 | 63 | | 53.896 |
| 94 | 1 LAP | 1:04.922 | 84 | 3.004 | 54.232 | 48 | 1 LAP | 1:01.824 | 46 | 2 LAPS | 1:08.199 | 84 | 5.249 | 55.200 |
| 84 | 2.349 | 54.194 | 79 | 3.437 | 54.051 | 43 | 1 LAP | 1:03.950 | 40 | 2 LAPS | 1:07.593 | 79 | 5.335 | 55.006 |
| 79 | 2.963 | 53.950 | 62 | 6.330 | 54.685 | 84 | 3.229 | 54.647 | 22 | 1 LAP | 1:00.972 | 22 | 1 LAP | 1:03.565 |
| 62 | 5.222 | 54.671 | 77 | 7.539 | 54.664 | 79 | 3.506 | 54.491 | 84 | 3.945 | 54.868 | 62 | 10.648 | 57.237 |
| 77 | 6.452 | 54.947 | 94 | 1 LAP | 1:05.015 | 62 | 6.520 | 54.612 | 79 | 4.225 | 54.871 | 77 | 10.959 | 55.643 |
| 87 | 15.374 | 57.823 | 87 | 17.831 | 56.034 | 77 | 8.014 | 54.897 | 48 | 1 LAP | 1:01.081 | 48 | 1 LAP | 1:02.936 |
| 11 | 19.798 | 58.437 | 11 | 23.359 | 57.138 | 87 | 20.534 | 57.125 | 62 | 7.307 | 54.939 | 43 | 1 LAP | 1:00.564 |
| 14 | 20.066 | 58.373 | 14 | 23.696 | 57.207 | 94 | 1 LAP | 1:04.740 | 77 | 9.212 | 55.350 | 46 | 2 LAPS | 1:11.408 |
| 2 | 20.295 | 57.611 | 2 | 24.027 | 57.309 | 11 | 25.963 | 57.026 | 43 | 1 LAP | 1:03.341 | 40 | 2 LAPS | 1:11.773 |
| 45 | 21.553 | 58.033 | 45 | 25.571 | 57.595 | 14 | 26.358 | 57.084 | 87 | 23.073 | 56.691 | 87 | 25.596 | 56.419 |
| 46 | 1 LAP | 1:12.427 | 25 | 32.999 | 58.191 | 2 | 26.813 | 57.208 | 11 | 28.184 | 56.373 | 11 | 31.493 | 57.205 |
| 40 | 1 LAP | 1:12.574 | 88 | 37.802 | 59.935 | 45 | 28.310 | 57.161 | 14 | 28.842 | 56.636 | 14 | 31.774 | 56.828 |
| 25 | 28.385 | 57.947 | 46 | 1 LAP | 1:08.967 | 25 | 36.615 | 58.038 | 2 | 29.894 | 57.233 | 2 | 32.601 | 56.603 |
| 88 | 31.444 | 59.303 | 40 | 1 LAP | 1:08.435 | 88 | 43.014 | 59.634 | 45 | 31.541 | 57.383 | 45 | 35.265 | 57.620 |
| 22 | 41.519 | 1:00.761 | 22 | 48.579 | 1:00.637 | | | | 94 | 1 LAP | 1:05.359 | 25 | 45.391 | 58.465 |
| 43 | 45.673 | 1:01.181 | | | | | | | 25 | 40.822 | 58.359 | 94 | 1 LAP | 1:05.276 |
| 48 | 46.459 | 1:00.459 | | | | | | | 88 | 48.650 | 59.788 | | | |

Weather/Track: Cloud /Dry

www.mstworld.com

Page 2 of 5

Brands Hatch
Circuit Length = 1.1990 miles.
Start: 14:03 End: 14:23

Printed - 14:25 Saturday, 11 September 2010

Historic Formula Junior

RACE 3 - LAP CHART - Brands Hatch - 11 September 2010

(contd.)

| Lap 11 | | | Lap 12 | | | Lap 13 | | | Lap 14 | | | Lap 15 | | |
|--------|--------|----------|--------|--------|----------|--------|--------|----------|--------|--------|----------|--------|--------|----------|
| No | Behind | Laptime | No | Behind | Laptime | No | Behind | Laptime | No | Behind | Laptime | No | Behind | Laptime |
| 63 | | 53.645 | 63 | | 55.720 | 63 | | 54.674 | 63 | | 54.936 | 63 | | 53.643 |
| 88 | 1 LAP | 59.218 | 94 | 2 LAPS | 1:05.498 | 79 | 4.100 | 54.465 | 25 | 1 LAP | 59.167 | 79 | 5.509 | 54.943 |
| 79 | 5.820 | 54.130 | 79 | 4.309 | 54.209 | 84 | 5.981 | 55.781 | 40 | 3 LAPS | 1:09.167 | 25 | 1 LAP | 58.036 |
| 84 | 6.290 | 54.686 | 88 | 1 LAP | 59.914 | 88 | 1 LAP | 59.898 | 79 | 4.209 | 55.045 | 84 | 7.151 | 54.684 |
| 62 | 11.755 | 54.752 | 84 | 4.874 | 54.304 | 62 | 10.649 | 54.832 | 84 | 6.110 | 55.065 | 62 | 12.362 | 55.139 |
| 77 | 12.183 | 54.869 | 62 | 10.491 | 54.456 | 77 | 12.214 | 55.199 | 46 | 3 LAPS | 1:12.642 | 77 | 15.455 | 56.249 |
| 22 | 1 LAP | 1:00.615 | 77 | 11.689 | 55.226 | 94 | 2 LAPS | 1:06.584 | 62 | 10.866 | 55.153 | 40 | 3 LAPS | 1:08.971 |
| 48 | 1 LAP | 1:00.448 | 22 | 1 LAP | 1:01.150 | 22 | 1 LAP | 1:00.870 | 77 | 12.849 | 55.571 | 88 | 1 LAP | 58.579 |
| 43 | 1 LAP | 1:00.584 | 48 | 1 LAP | 1:00.851 | 87 | 32.930 | 57.613 | 88 | 1 LAP | 1:00.440 | 46 | 3 LAPS | 1:13.104 |
| 87 | 29.410 | 57.459 | 43 | 1 LAP | 1:00.732 | 48 | 1 LAP | 1:00.841 | 94 | 2 LAPS | 1:05.624 | 94 | 2 LAPS | 1:05.317 |
| 46 | 2 LAPS | 1:07.483 | 87 | 29.991 | 56.301 | 43 | 1 LAP | 1:01.256 | 87 | 35.084 | 57.090 | 87 | 38.947 | 57.506 |
| 40 | 2 LAPS | 1:07.459 | 11 | 36.724 | 57.854 | 11 | 38.941 | 56.891 | 22 | 1 LAP | 1:00.803 | 22 | 1 LAP | 1:01.081 |
| 11 | 34.590 | 56.742 | 2 | 38.636 | 58.779 | 2 | 41.179 | 57.217 | 48 | 1 LAP | 1:00.557 | 11 | 44.283 | 57.164 |
| 14 | 35.218 | 57.089 | 14 | 39.354 | 59.856 | 14 | 41.293 | 56.613 | 11 | 40.762 | 56.757 | 14 | 47.938 | 58.337 |
| 2 | 35.577 | 56.621 | 45 | 41.908 | 58.344 | 45 | 45.507 | 58.273 | 43 | 1 LAP | 1:00.613 | 2 | 48.159 | 58.647 |
| 45 | 39.284 | 57.664 | 40 | 2 LAPS | 1:07.134 | | | | 2 | 43.155 | 56.912 | 48 | 1 LAP | 1:02.763 |
| 25 | 49.685 | 57.939 | 46 | 2 LAPS | 1:11.155 | | | | 14 | 43.244 | 56.887 | 43 | 1 LAP | 1:02.350 |
| | | | 25 | 52.052 | 58.087 | | | | 45 | 48.662 | 58.091 | 45 | 52.760 | 57.741 |

Weather/Track: Cloud /Dry

www.mstworld.com

Page 3 of 5

Brands Hatch
Circuit Length = 1.1990 miles.
Start: 14:03 End: 14:23

Printed - 14:25 Saturday, 11 September 2010

Historic Formula Junior

RACE 3 - LAP CHART - Brands Hatch - 11 September 2010

(contd.)

| Lap 16 | | | Lap 17 | | | Lap 18 | | | Lap 19 | | | Lap 20 | | |
|--------|--------|----------|--------|--------|----------|--------|--------|----------|--------|--------|----------|--------|--------|----------|
| No | Behind | Laptime | No | Behind | Laptime | No | Behind | Laptime | No | Behind | Laptime | No | Behind | Laptime |
| 63 | | 53.721 | 63 | | 54.325 | 63 | | 55.938 | 63 | | 53.681 | 63 | | 54.091 |
| 79 | 5.953 | 54.165 | 48 | 2 LAPS | 59.918 | 2 | 1 LAP | 58.258 | 40 | 4 LAPS | 1:07.208 | 11 | 1 LAP | 57.668 |
| 84 | 9.308 | 55.878 | 45 | 1 LAP | 58.153 | 22 | 2 LAPS | 1:02.346 | 14 | 1 LAP | 56.804 | 14 | 1 LAP | 57.092 |
| 25 | 1 LAP | 58.952 | 43 | 2 LAPS | 1:02.829 | 45 | 1 LAP | 58.059 | 2 | 1 LAP | 57.360 | 79 | 6.312 | 54.265 |
| 62 | 13.641 | 55.000 | 79 | 5.946 | 54.318 | 79 | 5.106 | 55.098 | 79 | 6.138 | 54.713 | 2 | 1 LAP | 56.788 |
| 77 | 16.750 | 55.016 | 84 | 9.442 | 54.459 | 94 | 3 LAPS | 1:07.109 | 22 | 2 LAPS | 1:00.075 | 84 | 11.205 | 55.918 |
| 88 | 1 LAP | 58.661 | 62 | 14.347 | 55.031 | 48 | 2 LAPS | 1:01.432 | 45 | 1 LAP | 57.492 | 45 | 1 LAP | 57.970 |
| 40 | 3 LAPS | 1:07.482 | 25 | 1 LAP | 57.852 | 84 | 8.313 | 54.809 | 84 | 9.378 | 54.746 | 22 | 2 LAPS | 1:00.849 |
| 87 | 43.927 | 58.701 | 77 | 17.369 | 54.944 | 43 | 2 LAPS | 1:02.033 | 48 | 2 LAPS | 1:00.833 | 40 | 4 LAPS | 1:07.577 |
| 46 | 3 LAPS | 1:10.600 | 88 | 1 LAP | 58.470 | 46 | 4 LAPS | 1:15.411 | 62 | 16.124 | 56.177 | 62 | 17.059 | 55.026 |
| 11 | 47.728 | 57.166 | 40 | 3 LAPS | 1:05.963 | 62 | 13.628 | 55.219 | 94 | 3 LAPS | 1:06.358 | 77 | 19.064 | 55.185 |
| 94 | 2 LAPS | 1:05.117 | 87 | 47.334 | 57.732 | 25 | 1 LAP | 58.076 | 77 | 17.970 | 54.689 | 48 | 2 LAPS | 1:00.216 |
| 22 | 1 LAP | 1:00.489 | 11 | 50.713 | 57.310 | 77 | 16.962 | 55.531 | 43 | 2 LAPS | 1:03.737 | 25 | 1 LAP | 58.557 |
| 14 | 51.286 | 57.069 | 14 | 55.449 | 58.488 | 88 | 1 LAP | 57.915 | 25 | 1 LAP | 59.100 | 94 | 3 LAPS | 1:04.303 |
| 2 | 52.027 | 57.589 | | | | 87 | 48.067 | 56.671 | 46 | 4 LAPS | 1:13.194 | 43 | 2 LAPS | 1:01.514 |
| | | | | | | 11 | 52.374 | 57.599 | 88 | 1 LAP | 59.463 | 88 | 1 LAP | 58.613 |
| | | | | | | | | | 87 | 51.465 | 57.079 | 46 | 4 LAPS | 1:10.285 |
| | | | | | | | | | | | | 87 | 53.872 | 56.498 |

Weather/Track: Cloud /Dry

www.mstworld.com

Page 4 of 5

Brands Hatch
Circuit Length = 1.1990 miles.
Start: 14:03 End: 14:23

Printed - 14:25 Saturday, 11 September 2010

Historic Formula Junior

RACE 3 - LAP CHART - Brands Hatch - 11 September 2010

(contd.)

| Lap 21 | | | Lap 22 | | | Lap 23 | | | Lap 24 | | | Lap 25 | | |
|--------|--------|----------|--------|--------|----------|--------|--------|---------|--------|--------|---------|--------|--------|---------|
| No | Behind | Laptime | No | Behind | Laptime | No | Behind | Laptime | No | Behind | Laptime | No | Behind | Laptime |
| 63 | | 54.115 | 63 | | 55.132 | | | | | | | | | |
| 11 | 1 LAP | 56.730 | 87 | 1 LAP | 58.011 | | | | | | | | | |
| 79 | 6.704 | 54.507 | 79 | 6.684 | 55.112 | | | | | | | | | |
| 14 | 1 LAP | 57.305 | 11 | 1 LAP | 57.055 | | | | | | | | | |
| 2 | 1 LAP | 57.186 | 46 | 5 LAPS | 1:11.313 | | | | | | | | | |
| 84 | 11.434 | 54.344 | 14 | 1 LAP | 56.753 | | | | | | | | | |
| 45 | 1 LAP | 57.034 | 84 | 10.884 | 54.582 | | | | | | | | | |
| 62 | 17.676 | 54.732 | 2 | 1 LAP | 57.054 | | | | | | | | | |
| 77 | 19.708 | 54.759 | 62 | 17.815 | 55.271 | | | | | | | | | |
| 22 | 2 LAPS | 1:02.335 | 45 | 1 LAP | 58.079 | | | | | | | | | |
| 48 | 2 LAPS | 1:00.386 | 77 | 18.761 | 54.185 | | | | | | | | | |
| 40 | 4 LAPS | 1:07.433 | 22 | 2 LAPS | 1:00.262 | | | | | | | | | |
| 25 | 1 LAP | 58.119 | 48 | 2 LAPS | 59.860 | | | | | | | | | |
| 43 | 2 LAPS | 1:00.773 | 25 | 1 LAP | 58.161 | | | | | | | | | |
| 94 | 3 LAPS | 1:04.248 | 40 | 4 LAPS | 1:06.878 | | | | | | | | | |
| 88 | 1 LAP | 59.221 | 43 | 2 LAPS | 1:00.392 | | | | | | | | | |
| | | | 94 | 3 LAPS | 1:04.078 | | | | | | | | | |
| | | | 88 | 1 LAP | 58.634 | | | | | | | | | |

Weather/Track: Cloud /Dry

www.mstworld.com

Page 5 of 5

Brands Hatch
Circuit Length = 1.1990 miles.
Start: 14:03 End: 14:23

Printed - 14:25 Saturday, 11 September 2010

Historic Touring Car Race

QUALIFYING - RACE 4 - Brands Hatch - 11 September 2010

| POS | NO | CL | DRIVER | NAT | CAR | TIME | LAPS | GAP | MPH |
|-----|----|----|-----------------|-----|--------------------------|----------|------|-------|-------|
| 1 | 79 | C | Mark JONES | | Ford Lotus Cortina | 57.921 | 11 | | 74.52 |
| 2 | 23 | B | Roger COPE | | BMW 1800 | 58.496 | 12 | 0.575 | 73.79 |
| 3 | 92 | E | Colin GUNTON | | Hillman Imp | 58.812 | 12 | 0.891 | 73.39 |
| 4 | 86 | E | Andy JONES | | Singer Chamois | 59.079 | 9 | 1.158 | 73.06 |
| 5 | 46 | C | Mike GARDINER | | Ford Lotus Cortina | 59.201 | 12 | 1.280 | 72.91 |
| 6 | 33 | B | James FULLER | | Alfa Romeo | 59.446 | 12 | 1.525 | 72.61 |
| 7 | 49 | C | Peter HORE | | Lotus Cortina | 59.459 | 12 | 1.538 | 72.59 |
| 8 | 85 | D | Roger GODFREY | | Austin Cooper S | 59.635 | 12 | 1.714 | 72.38 |
| 9 | 32 | B | Mark GARRITT | | Alfa Romeo Guilia Sprint | 1:00.253 | 11 | 2.332 | 71.63 |
| 10 | 9 | E | Jim BURROWS | | Austin Mini Cooper S | 1:00.407 | 11 | 2.486 | 71.45 |
| 11 | 93 | E | Graham MARTIN | | Singer Chamois | 1:00.455 | 11 | 2.534 | 71.39 |
| 12 | 61 | C | Brian WEBB | | Ford Anglia | 1:00.507 | 12 | 2.586 | 71.33 |
| 13 | 89 | E | Adrian OLIVER | | Hillman Imp | 1:01.085 | 11 | 3.164 | 70.66 |
| 14 | 94 | E | Steve PLATTS | | Singer Chamois | 1:01.193 | 11 | 3.272 | 70.53 |
| 15 | 60 | C | Mike KOSKELA | | Ford Anglia 105E | 1:01.385 | 11 | 3.464 | 70.31 |
| 16 | 50 | C | Steve READ | | Ford Anglia 105E | 1:01.566 | 12 | 3.645 | 70.11 |
| 17 | 73 | D | Robyn SLATER | | Ford Anglia 105E | 1:01.764 | 11 | 3.843 | 69.88 |
| 18 | 14 | A | Colin MCKAY | | Jaguar S Type | 1:01.861 | 11 | 3.940 | 69.77 |
| 19 | 52 | D | James CLARIDGE | | Ford Anglia | 1:02.630 | 11 | 4.709 | 68.91 |
| 20 | 97 | E | David HEALE | | Hillman Imp | 1:02.739 | 11 | 4.818 | 68.79 |
| 21 | 99 | E | Ian GUNTON | | Hillman Imp | 1:03.680 | 11 | 5.759 | 67.78 |
| 22 | 39 | K5 | Paul HOPKINSON | | Alfa Romeo Guilia Sprint | 1:04.349 | 10 | 6.428 | 67.07 |
| 23 | 70 | C | Crispin THOMAS | | Alfa Romeo GT | 1:04.401 | 11 | 6.480 | 67.02 |
| 24 | 64 | K | David BRAND | | Austin Mini Cooper S | 1:05.439 | 11 | 7.518 | 65.96 |
| 25 | 36 | B | Richard CROSS | | Triumph 2000 Mk1 | 1:06.575 | 10 | 8.654 | 64.83 |
| 26 | 95 | E | Shaun HAZLEWOOD | | Hillman Imp | 1:07.366 | 2 | 9.445 | 64.07 |

CAR 46 - NO WORKING TRANSPONDER

Weather/Track: Overcast /Damp

These results are provisional until the conclusion of any judicial and technical matters.

Brands Hatch

Circuit Length = 1.1990 miles.

Start: 09:56 End: 10:08

Clerk of the Course:

Timekeeper:

Historic Touring Car Race

QUALIFYING LAP ANALYSIS - RACE 4 - Brands Hatch - 11 September 2010

| | | |
|---------------------|----------------------|--------------------------|
| 9 | Jim BURROWS | Austin Mini Cooper S |
| 1 - 2:13.601 | 6 - 1:01.593 | 11 - 1:00.657 |
| 2 - 1:06.686 | 7 - 1:00.558 | |
| 3 - 1:03.766 | 8 - 1:00.921 | |
| 4 - 1:02.650 | 9 - 1:00.407 | |
| 5 - 1:02.038 | 10 - 1:00.487 | |
| 14 | Colin MCKAY | Jaguar S Type |
| 1 - 1:51.275 | 6 - 1:02.473 | 11 - 1:02.511 |
| 2 - 1:04.262 | 7 - 1:02.775 | |
| 3 - 1:01.861 | 8 - 1:02.838 | |
| 4 - 1:02.311 | 9 - 1:02.633 | |
| 5 - 1:02.263 | 10 - 1:02.867 | |
| 23 | Roger COPE | BMW 1800 |
| 1 - 2:04.072 | 6 - 59.964 | 11 - 58.617 |
| 2 - 1:04.636 | 7 - 58.496 | 12 - 58.504 |
| 3 - 59.444 | 8 - 58.988 | |
| 4 - 58.650 | 9 - 58.781 | |
| 5 - 58.699 | 10 - 59.354 | |
| 32 | Mark GARRITT | Alfa Romeo Giulia Sprint |
| 1 - 1:28.053 | 6 - 1:01.149 | 11 - 1:00.253 |
| 2 - 1:04.900 | 7 - 1:00.627 | |
| 3 - 1:03.546 | 8 - 1:01.033 | |
| 4 - 1:02.006 | 9 - 2:11.935P | |
| 5 - 1:00.619 | 10 - 1:08.083 | |
| 33 | James FULLER | Alfa Romeo |
| 1 - 1:25.439 | 6 - 59.773 | 11 - 59.446 |
| 2 - 1:03.275 | 7 - 1:00.196 | 12 - 1:00.090 |
| 3 - 1:01.002 | 8 - 59.592 | |
| 4 - 1:00.535 | 9 - 1:01.005 | |
| 5 - 59.946 | 10 - 59.676 | |
| 36 | Richard CROSS | Triumph 2000 Mk1 |
| 1 - 1:42.626 | 6 - 1:08.442 | |
| 2 - 1:13.939 | 7 - 1:07.572 | |
| 3 - 1:10.538 | 8 - 1:07.786 | |
| 4 - 1:12.272 | 9 - 1:06.818 | |
| 5 - 1:09.224 | 10 - 1:06.575 | |

Weather/Track: Overcast /Damp

www.mstworld.com

Page 1 of 5

Brands Hatch
Circuit Length = 1.1990 miles.
Start: 09:56 End: 10:08

Printed - 10:10 Saturday, 11 September 2010

Historic Touring Car Race

QUALIFYING LAP ANALYSIS - RACE 4 - Brands Hatch - 11 September 2010

(contd.)

| | | |
|--------------|-----------------------|--------------------------|
| 39 | Paul HOPKINSON | Alfa Romeo Guilia Sprint |
| 1 - 2:13.466 | 6 - 1:05.535 | |
| 2 - 1:09.628 | 7 - 1:04.771 | |
| 3 - 1:07.385 | 8 - 1:04.674 | |
| 4 - 1:08.152 | 9 - 1:05.383 | |
| 5 - 1:06.676 | 10 - 1:04.349 | |
| 46 | Mike GARDINER | Ford Lotus Cortina |
| 1 - 1:43.878 | 6 - 59.523 | 11 - 59.893 |
| 2 - 1:04.163 | 7 - 59.616 | 12 - 59.201 |
| 3 - 1:01.956 | 8 - 1:01.629 | |
| 4 - 1:01.011 | 9 - 1:03.782 | |
| 5 - 59.944 | 10 - 59.457 | |
| 49 | Peter HORE | Lotus Cortina |
| 1 - 1:29.461 | 6 - 1:00.004 | 11 - 1:02.224 |
| 2 - 1:03.212 | 7 - 1:00.247 | 12 - 1:03.906 |
| 3 - 1:01.604 | 8 - 59.459 | |
| 4 - 1:00.460 | 9 - 1:01.004 | |
| 5 - 59.953 | 10 - 1:05.338 | |
| 50 | Steve READ | Ford Anglia 105E |
| 1 - 1:32.195 | 6 - 1:03.041 | 11 - 1:01.853 |
| 2 - 1:03.933 | 7 - 1:01.566 | 12 - 1:02.041 |
| 3 - 1:01.724 | 8 - 1:01.818 | |
| 4 - 1:02.085 | 9 - 1:02.971 | |
| 5 - 1:02.091 | 10 - 1:01.777 | |
| 52 | James CLARIDGE | Ford Anglia |
| 1 - 1:37.665 | 6 - 1:05.496 | 11 - 1:02.775 |
| 2 - 1:08.135 | 7 - 1:02.724 | |
| 3 - 1:07.714 | 8 - 1:02.630 | |
| 4 - 1:06.567 | 9 - 1:03.941 | |
| 5 - 1:04.308 | 10 - 1:02.636 | |
| 60 | Mike KOSKELA | Ford Anglia 105E |
| 1 - 2:01.954 | 6 - 1:03.374 | 11 - 1:02.731 |
| 2 - 1:10.484 | 7 - 1:03.147 | |
| 3 - 1:04.345 | 8 - 1:01.385 | |
| 4 - 1:03.527 | 9 - 1:01.782 | |
| 5 - 1:06.361 | 10 - 1:02.887 | |

Weather/Track: Overcast /Damp

www.mstworld.com

Page 2 of 5

Brands Hatch
Circuit Length = 1.1990 miles.
Start: 09:56 End: 10:08

Printed - 10:10 Saturday, 11 September 2010

Historic Touring Car Race

QUALIFYING LAP ANALYSIS - RACE 4 - Brands Hatch - 11 September 2010

(contd.)

| | | |
|--------------|-----------------------|----------------------|
| 61 | Brian WEBB | Ford Anglia |
| 1 - 1:40.630 | 6 - 1:01.904 | 11 - 1:00.811 |
| 2 - 1:06.770 | 7 - 1:00.507 | 12 - 1:29.760P |
| 3 - 1:04.185 | 8 - 1:00.979 | |
| 4 - 1:03.379 | 9 - 1:00.805 | |
| 5 - 1:01.916 | 10 - 1:00.621 | |
| 64 | David BRAND | Austin Mini Cooper S |
| 1 - 1:33.847 | 6 - 1:08.548 | 11 - 1:06.458 |
| 2 - 1:07.555 | 7 - 1:05.655 | |
| 3 - 1:06.395 | 8 - 1:06.011 | |
| 4 - 1:07.988 | 9 - 1:06.497 | |
| 5 - 1:08.370 | 10 - 1:05.439 | |
| 70 | Crispin THOMAS | Alfa Romeo GT |
| 1 - 1:54.290 | 6 - 1:05.500 | 11 - 1:04.840 |
| 2 - 1:07.400 | 7 - 1:07.017 | |
| 3 - 1:07.909 | 8 - 1:05.559 | |
| 4 - 1:06.804 | 9 - 1:05.218 | |
| 5 - 1:06.247 | 10 - 1:04.401 | |
| 73 | Robyn SLATER | Ford Anglia 105E |
| 1 - 1:45.151 | 6 - 1:05.751 | 11 - 1:02.193 |
| 2 - 1:07.825 | 7 - 1:02.240 | |
| 3 - 1:04.514 | 8 - 1:02.581 | |
| 4 - 1:04.427 | 9 - 1:02.399 | |
| 5 - 1:03.254 | 10 - 1:01.764 | |
| 79 | Mark JONES | Ford Lotus Cortina |
| 1 - 1:23.646 | 6 - 1:12.470 | 11 - 58.633 |
| 2 - 59.585 | 7 - 57.988 | |
| 3 - 58.728 | 8 - 1:55.779P | |
| 4 - 58.873 | 9 - 1:14.617 | |
| 5 - 1:07.913 | 10 - 57.921 | |
| 85 | Roger GODFREY | Austin Cooper S |
| 1 - 1:31.992 | 6 - 1:00.403 | 11 - 1:00.388 |
| 2 - 1:01.750 | 7 - 59.985 | 12 - 1:00.547 |
| 3 - 1:01.634 | 8 - 59.736 | |
| 4 - 1:00.643 | 9 - 1:00.155 | |
| 5 - 1:01.014 | 10 - 59.635 | |

Weather/Track: Overcast /Damp

www.mstworld.com

Page 3 of 5

Brands Hatch
Circuit Length = 1.1990 miles.
Start: 09:56 End: 10:08

Printed - 10:10 Saturday, 11 September 2010

Historic Touring Car Race

QUALIFYING LAP ANALYSIS - RACE 4 - Brands Hatch - 11 September 2010

(contd.)

| | | |
|---------------------|------------------------|--------------------|
| 86 | Andy JONES | Singer Chamois |
| 1 - 4:28.531P | 6 - 59.363 | |
| 2 - 1:10.265 | 7 - 59.884 | |
| 3 - 1:00.536 | 8 - 59.461 | |
| 4 - 1:03.846 | 9 - 59.079 | |
| 5 - 1:00.709 | | |
| 89 | Adrian OLIVER | Hillman Imp |
| 1 - 2:06.631 | 6 - 1:02.084 | 11 - 1:08.957 |
| 2 - 1:07.239 | 7 - 1:01.616 | |
| 3 - 1:03.944 | 8 - 1:02.979 | |
| 4 - 1:03.220 | 9 - 1:04.528 | |
| 5 - 1:03.531 | 10 - 1:01.085 | |
| 92 | Colin GUNTON | Hillman Imp |
| 1 - 1:47.139 | 6 - 59.612 | 11 - 58.812 |
| 2 - 1:04.320 | 7 - 59.370 | 12 - 59.334 |
| 3 - 1:00.682 | 8 - 59.591 | |
| 4 - 1:00.681 | 9 - 1:00.301 | |
| 5 - 59.542 | 10 - 59.757 | |
| 93 | Graham MARTIN | Singer Chamois |
| 1 - 2:08.416 | 6 - 1:01.006 | 11 - 1:02.323 |
| 2 - 1:10.084 | 7 - 1:00.455 | |
| 3 - 1:02.733 | 8 - 1:02.897 | |
| 4 - 1:02.330 | 9 - 1:03.254 | |
| 5 - 1:03.740 | 10 - 1:01.781 | |
| 94 | Steve PLATTS | Singer Chamois |
| 1 - 2:03.270 | 6 - 1:01.960 | 11 - 1:02.473 |
| 2 - 1:05.064 | 7 - 1:01.202 | |
| 3 - 1:03.332 | 8 - 1:02.864 | |
| 4 - 1:05.551 | 9 - 1:02.841 | |
| 5 - 1:01.915 | 10 - 1:01.193 | |
| 95 | Shaun HAZLEWOOD | Hillman Imp |
| 1 - 1:46.857 | | |
| 2 - 1:07.366 | | |

Weather/Track: Overcast /Damp

www.mstworld.com

Page 4 of 5

Brands Hatch
Circuit Length = 1.1990 miles.
Start: 09:56 End: 10:08

Printed - 10:10 Saturday, 11 September 2010

Historic Touring Car Race

QUALIFYING LAP ANALYSIS - RACE 4 - Brands Hatch - 11 September 2010

(contd.)

| | | |
|--------------|----------------------|----------------------|
| 97 | David HEALE | Hillman Imp |
| 1 - 2:02.860 | 6 - 1:03.681 | 11 - 1:04.572 |
| 2 - 1:05.231 | 7 - 1:04.036 | |
| 3 - 1:03.286 | 8 - 1:02.921 | |
| 4 - 1:06.439 | 9 - 1:03.148 | |
| 5 - 1:04.567 | 10 - 1:02.739 | |
| 99 | Ian GUNTON | Hillman Imp |
| 1 - 1:51.714 | 6 - 1:04.464 | 11 - 1:03.680 |
| 2 - 1:06.113 | 7 - 1:04.136 | |
| 3 - 1:05.205 | 8 - 1:04.171 | |
| 4 - 1:04.856 | 9 - 1:03.770 | |
| 5 - 1:04.339 | 10 - 1:04.035 | |

Weather/Track: Overcast /Damp

www.mstworld.com

Page 5 of 5


Brands Hatch
Circuit Length = 1.1990 miles.
Start: 09:56 End: 10:08

Printed - 10:10 Saturday, 11 September 2010

Historic Touring Car Race

GRID FOR RACE 4 - Brands Hatch - 11 September 2010

| | | | | |
|-----------|----|----------|----|-----------|
| ROW 13 | 36 | CROSS | 95 | HAZLEWOOD |
| ROW 12 | 70 | THOMAS | 64 | BRAND |
| ROW 11 | 99 | GUNTON | 39 | HOPKINSON |
| ROW 10 | 52 | CLARIDGE | 97 | HEALE |
| ROW 9 | 73 | SLATER | 14 | MCKAY |
| ROW 8 | 60 | KOSKELA | 50 | READ |
| ROW 7 | 89 | OLIVER | 94 | PLATTS |
| ROW 6 | 93 | MARTIN | 61 | WEBB |
| ROW 5 | 32 | GARRITT | 9 | BURROWS |
| ROW 4 | 49 | HORE | 85 | GODFREY |
| ROW 3 | 46 | GARDINER | 33 | FULLER |
| ROW 2 | 92 | GUNTON | 86 | JONES |
| ROW 1 | 79 | JONES | 23 | COPE |
| | | POLE | | |



CAR 95 - 2 LAPS ONLY

Weather/Track: Overcast /Damp

These results are provisional until the conclusion of any judicial and technical matters.

Brands Hatch

Circuit Length = 1.1990 miles.

Start: 09:56 End: 10:08

Clerk of the Course:

Timekeeper:

Historic Touring Car Race

RACE 4 - CLASSIFICATION - Brands Hatch - 11 September 2010

| POS | NO | CL | DRIVER | NAT | CAR | TIME | LAPS | GAP | MPH | BEST |
|-----|----|----|----------------|-----|--------------------------|----------|------|----------|-------|----------|
| 1 | 79 | C | Mark JONES | | Ford Lotus Cortina | 8:52.110 | 9 | | 73.12 | 57.891 |
| 2 | 23 | B | Roger COPE | | BMW 1800 | 8:57.101 | 9 | 4.991 | 72.44 | 57.956 |
| 3 | 49 | C | Peter HORE | | Lotus Cortina | 9:01.813 | 9 | 9.703 | 71.81 | 58.668 |
| 4 | 46 | C | Mike GARDINER | | Ford Lotus Cortina | 9:02.401 | 9 | 10.291 | 71.74 | 58.998 |
| 5 | 86 | E | Andy JONES | | Singer Chamois | 9:06.232 | 9 | 14.122 | 71.23 | 58.978 |
| 6 | 85 | D | Roger GODFREY | | Austin Cooper S | 9:06.593 | 9 | 14.483 | 71.19 | 59.377 |
| 7 | 33 | B | James FULLER | | Alfa Romeo | 9:07.741 | 9 | 15.631 | 71.04 | 58.905 |
| 8 | 92 | E | Colin GUNTON | | Hillman Imp | 9:16.398 | 9 | 24.288 | 69.93 | 59.769 |
| 9 | 14 | A | Colin MCKAY | | Jaguar S Type | 9:29.347 | 9 | 37.237 | 68.34 | 1:01.763 |
| 10 | 94 | E | Steve PLATTS | | Singer Chamois | 9:31.242 | 9 | 39.132 | 68.11 | 1:01.299 |
| 11 | 60 | C | Mike KOSKELA | | Ford Anglia 105E | 9:31.278 | 9 | 39.168 | 68.11 | 1:00.573 |
| 12 | 89 | E | Adrian OLIVER | | Hillman Imp | 9:31.338 | 9 | 39.228 | 68.10 | 1:01.352 |
| 13 | 97 | E | David HEALE | | Hillman Imp | 9:34.238 | 9 | 42.128 | 67.76 | 1:01.586 |
| 14 | 64 | K6 | David BRAND | | Austin Mini Cooper S | 9:52.521 | 9 | 1:00.411 | 65.67 | 1:03.240 |
| 15 | 99 | E | Ian GUNTON | | Hillman Imp | 8:52.773 | 8 | 1 LAP | 64.93 | 1:04.470 |
| 16 | 39 | K5 | Paul HOPKINSON | | Alfa Romeo Guilia Sprint | 8:53.411 | 8 | 1 LAP | 64.85 | 1:04.543 |
| 17 | 70 | C | Crispin THOMAS | | Alfa Romeo GT | 8:54.431 | 8 | 1 LAP | 64.73 | 1:04.322 |
| 18 | 36 | B | Richard CROSS | | Triumph 2000 Mk1 | 8:54.551 | 8 | 1 LAP | 64.72 | 1:03.968 |
| 19 | 91 | E | Vince FROST | | Hillman Imp | 9:08.342 | 8 | 1 LAP | 63.09 | 1:06.254 |

NOT CLASSIFIED

| | | | | | | | | | |
|----|---|-----------------|--|--------------------------|----------|---|--------|-------|----------|
| 95 | E | Shaun HAZLEWOOD | | Hillman Imp | 8:35.105 | 8 | D.N.F. | 67.16 | 1:02.239 |
| 32 | B | Mark GARRITT | | Alfa Romeo Guilia Sprint | 5:22.555 | 5 | D.N.F. | 67.11 | 1:00.832 |
| 73 | D | Robyn SLATER | | Ford Anglia 105E | 6:41.509 | 5 | D.N.F. | 53.91 | 1:02.657 |
| 50 | C | Steve READ | | Ford Anglia 105E | 3:47.104 | 3 | D.N.F. | 57.30 | 1:03.208 |

FASTEST LAP

| | | | | | | | | |
|----|----|----------------|--|--------------------------|----------|---|----------|-----------|
| 79 | C | Mark JONES | | Ford Lotus Cortina | 57.891 | 2 | 74.56mph | 119.99kph |
| 23 | B | Roger COPE | | BMW 1800 | 57.956 | 2 | 74.47mph | 119.85kph |
| 86 | E | Andy JONES | | Singer Chamois | 58.978 | 3 | 73.18mph | 117.78kph |
| 85 | D | Roger GODFREY | | Austin Cooper S | 59.377 | 6 | 72.69mph | 116.99kph |
| 14 | A | Colin MCKAY | | Jaguar S Type | 1:01.763 | 7 | 69.88mph | 112.47kph |
| 64 | K6 | David BRAND | | Austin Mini Cooper S | 1:03.240 | 5 | 68.25mph | 109.84kph |
| 39 | K5 | Paul HOPKINSON | | Alfa Romeo Guilia Sprint | 1:04.543 | 7 | 66.87mph | 107.62kph |

RACE STOPPED - RESULTS DECLARED AT 9 LAPS

Weather/Track: Bright /Dry CARS 9, 61, 93 NOT CLASSIFIED

These results are provisional until the conclusion of any judicial and technical matters.

Brands Hatch

Circuit Length = 1.1990 miles.

Start: 14:56 End: 15:06

| | |
|----------------------|-------------|
| Clerk of the Course: | Timekeeper: |
|----------------------|-------------|

Historic Touring Car Race

RACE 4 - LAP ANALYSIS - Brands Hatch - 11 September 2010

| | | |
|---------------------|----------------------|--------------------------|
| 9 | Jim BURROWS | Austin Mini Cooper S |
| 1 - 1:12.841 | 6 - 1:02.648 | |
| 2 - 1:01.427 | 7 - 1:01.914 | |
| 3 - 1:03.609 | 8 - 1:02.055 | |
| 4 - 1:01.842 | 9 - 1:02.204 | |
| 5 - 1:01.790 | | |
| 14 | Colin MCKAY | Jaguar S Type |
| 1 - 1:11.222 | 6 - 1:02.431 | |
| 2 - 1:02.172 | 7 - 1:01.763 | |
| 3 - 1:02.617 | 8 - 1:02.364 | |
| 4 - 1:02.308 | 9 - 1:02.239 | |
| 5 - 1:02.231 | | |
| 23 | Roger COPE | BMW 1800 |
| 1 - 1:05.390 | 6 - 59.819 | |
| 2 - 57.956 | 7 - 58.947 | |
| 3 - 58.950 | 8 - 59.118 | |
| 4 - 58.849 | 9 - 59.031 | |
| 5 - 59.041 | | |
| 32 | Mark GARRITT | Alfa Romeo Guilia Sprint |
| 1 - 1:13.425 | | |
| 2 - 1:00.832 | | |
| 3 - 1:03.104 | | |
| 4 - 1:01.941 | | |
| 5 - 1:03.253 | | |
| 33 | James FULLER | Alfa Romeo |
| 1 - 1:09.317 | 6 - 1:00.242 | |
| 2 - 59.521 | 7 - 59.328 | |
| 3 - 59.157 | 8 - 1:01.469 | |
| 4 - 58.905 | 9 - 1:00.879 | |
| 5 - 58.923 | | |
| 36 | Richard CROSS | Triumph 2000 Mk1 |
| 1 - 1:18.866 | 6 - 1:05.686 | |
| 2 - 1:06.524 | 7 - 1:04.617 | |
| 3 - 1:05.951 | 8 - 1:03.968 | |
| 4 - 1:04.871 | | |
| 5 - 1:04.068 | | |

Weather/Track: Bright /Dry

www.mstworld.com

Page 1 of 5

Brands Hatch
Circuit Length = 1.1990 miles.
Start: 14:56 End: 15:06

Printed - 15:24 Saturday, 11 September 2010

Historic Touring Car Race

RACE 4 - LAP ANALYSIS - Brands Hatch - 11 September 2010

(contd.)

| | | |
|---------------------|-----------------------|--------------------------|
| 39 | Paul HOPKINSON | Alfa Romeo Guilia Sprint |
| 1 - 1:18.903 | 6 - 1:05.314 | |
| 2 - 1:04.739 | 7 - 1:04.543 | |
| 3 - 1:05.071 | 8 - 1:04.709 | |
| 4 - 1:05.382 | | |
| 5 - 1:04.750 | | |
| 46 | Mike GARDINER | Ford Lotus Cortina |
| 1 - 1:07.009 | 6 - 59.933 | |
| 2 - 59.518 | 7 - 59.154 | |
| 3 - 59.300 | 8 - 58.998 | |
| 4 - 59.543 | 9 - 59.891 | |
| 5 - 59.055 | | |
| 49 | Peter HORE | Lotus Cortina |
| 1 - 1:07.535 | 6 - 1:00.205 | |
| 2 - 59.419 | 7 - 59.012 | |
| 3 - 59.245 | 8 - 58.668 | |
| 4 - 59.370 | 9 - 59.021 | |
| 5 - 59.338 | | |
| 50 | Steve READ | Ford Anglia 105E |
| 1 - 1:17.745 | | |
| 2 - 1:03.208 | | |
| 3 - 1:26.151P | | |
| 60 | Mike KOSKELA | Ford Anglia 105E |
| 1 - 1:16.389 | 6 - 1:03.477 | |
| 2 - 1:02.729 | 7 - 1:00.915 | |
| 3 - 1:02.779 | 8 - 1:01.024 | |
| 4 - 1:01.828 | 9 - 1:00.573 | |
| 5 - 1:01.564 | | |
| 61 | Brian WEBB | Ford Anglia |
| 1 - 1:11.642 | 6 - 1:02.599 | |
| 2 - 1:02.255 | 7 - 1:01.786 | |
| 3 - 1:02.588 | 8 - 1:02.248 | |
| 4 - 1:02.305 | 9 - 1:02.458 | |
| 5 - 1:02.265 | | |

Weather/Track: Bright /Dry

www.mstworld.com

Page 2 of 5

Brands Hatch
Circuit Length = 1.1990 miles.
Start: 14:56 End: 15:06

Printed - 15:24 Saturday, 11 September 2010

Historic Touring Car Race

RACE 4 - LAP ANALYSIS - Brands Hatch - 11 September 2010

(contd.)

| | | |
|---------------------|-----------------------|----------------------|
| 64 | David BRAND | Austin Mini Cooper S |
| 1 - 1:20.048 | 6 - 1:03.418 | |
| 2 - 1:04.341 | 7 - 1:03.519 | |
| 3 - 1:04.238 | 8 - 1:03.615 | |
| 4 - 1:05.275 | 9 - 1:04.827 | |
| 5 - 1:03.240 | | |
| 70 | Crispin THOMAS | Alfa Romeo GT |
| 1 - 1:19.416 | 6 - 1:05.153 | |
| 2 - 1:05.031 | 7 - 1:04.782 | |
| 3 - 1:05.677 | 8 - 1:04.980 | |
| 4 - 1:05.070 | | |
| 5 - 1:04.322 | | |
| 73 | Robyn SLATER | Ford Anglia 105E |
| 1 - 1:15.131 | | |
| 2 - 1:02.657 | | |
| 3 - 1:06.981 | | |
| 4 - 1:15.624 | | |
| 5 - 2:01.116 | | |
| 79 | Mark JONES | Ford Lotus Cortina |
| 1 - 1:04.265 | 6 - 58.400 | |
| 2 - 57.891 | 7 - 58.477 | |
| 3 - 58.037 | 8 - 58.746 | |
| 4 - 58.179 | 9 - 59.900 | |
| 5 - 58.215 | | |
| 85 | Roger GODFREY | Austin Cooper S |
| 1 - 1:08.627 | 6 - 59.377 | |
| 2 - 59.565 | 7 - 59.589 | |
| 3 - 59.513 | 8 - 1:00.356 | |
| 4 - 1:00.165 | 9 - 59.864 | |
| 5 - 59.537 | | |
| 86 | Andy JONES | Singer Chamois |
| 1 - 1:08.417 | 6 - 1:00.307 | |
| 2 - 59.536 | 7 - 59.990 | |
| 3 - 58.978 | 8 - 59.708 | |
| 4 - 59.484 | 9 - 1:00.508 | |
| 5 - 59.304 | | |

Weather/Track: Bright /Dry

www.mstworld.com

Page 3 of 5

Brands Hatch
Circuit Length = 1.1990 miles.
Start: 14:56 End: 15:06

Printed - 15:24 Saturday, 11 September 2010

Historic Touring Car Race

RACE 4 - LAP ANALYSIS - Brands Hatch - 11 September 2010

(contd.)

| | | |
|---------------------|------------------------|----------------|
| 89 | Adrian OLIVER | Hillman Imp |
| 1 - 1:14.254 | 6 - 1:01.898 | |
| 2 - 1:02.010 | 7 - 1:02.253 | |
| 3 - 1:01.694 | 8 - 1:01.938 | |
| 4 - 1:03.477 | 9 - 1:02.462 | |
| 5 - 1:01.352 | | |
| 91 | Vince FROST | Hillman Imp |
| 1 - 1:20.231 | 6 - 1:06.254 | |
| 2 - 1:06.667 | 7 - 1:07.133 | |
| 3 - 1:06.435 | 8 - 1:08.016 | |
| 4 - 1:06.829 | | |
| 5 - 1:06.777 | | |
| 92 | Colin GUNTON | Hillman Imp |
| 1 - 1:09.310 | 6 - 1:00.278 | |
| 2 - 1:00.337 | 7 - 1:00.448 | |
| 3 - 59.945 | 8 - 1:00.534 | |
| 4 - 59.833 | 9 - 1:05.944 | |
| 5 - 59.769 | | |
| 93 | Graham MARTIN | Singer Chamois |
| 1 - 1:14.747 | 6 - 1:01.937 | |
| 2 - 1:02.009 | 7 - 1:02.901 | |
| 3 - 1:01.183 | 8 - 1:01.222 | |
| 4 - 1:02.057 | 9 - 1:01.353 | |
| 5 - 1:03.361 | | |
| 94 | Steve PLATTS | Singer Chamois |
| 1 - 1:14.850 | 6 - 1:01.831 | |
| 2 - 1:02.165 | 7 - 1:02.250 | |
| 3 - 1:01.669 | 8 - 1:01.299 | |
| 4 - 1:01.877 | 9 - 1:02.457 | |
| 5 - 1:02.844 | | |
| 95 | Shaun HAZLEWOOD | Hillman Imp |
| 1 - 1:13.128 | 6 - 1:04.545 | |
| 2 - 1:04.425 | 7 - 1:02.911 | |
| 3 - 1:02.241 | 8 - 1:02.712 | |
| 4 - 1:02.239 | | |
| 5 - 1:02.904 | | |

Weather/Track: Bright /Dry

www.mstworld.com

Page 4 of 5

Brands Hatch
Circuit Length = 1.1990 miles.
Start: 14:56 End: 15:06

Printed - 15:24 Saturday, 11 September 2010

Historic Touring Car Race

RACE 4 - LAP ANALYSIS - Brands Hatch - 11 September 2010

(contd.)

| | | |
|---------------------|---------------------|-------------|
| 97 | David HEALE | Hillman Imp |
| 1 - 1:15.641 | 6 - 1:02.577 | |
| 2 - 1:02.758 | 7 - 1:01.858 | |
| 3 - 1:02.090 | 8 - 1:03.730 | |
| 4 - 1:01.931 | 9 - 1:02.067 | |
| 5 - 1:01.586 | | |
| 99 | Ian GUNTON | Hillman Imp |
| 1 - 1:17.644 | 6 - 1:05.269 | |
| 2 - 1:04.635 | 7 - 1:04.470 | |
| 3 - 1:04.981 | 8 - 1:04.895 | |
| 4 - 1:05.383 | | |
| 5 - 1:05.496 | | |

Weather/Track: Bright /Dry

www.mstworld.com

Page 5 of 5

Brands Hatch
Circuit Length = 1.1990 miles.
Start: 14:56 End: 15:06

Printed - 15:24 Saturday, 11 September 2010

Historic Touring Car Race

RACE 4 - LAP CHART - Brands Hatch - 11 September 2010

| Lap 1 | | | Lap 2 | | | Lap 3 | | | Lap 4 | | | Lap 5 | | |
|-------|--------|----------|-------|--------|----------|-------|--------|-----------|-------|--------|----------|-------|--------|----------|
| No | Behind | Laptime | No | Behind | Laptime | No | Behind | Laptime | No | Behind | Laptime | No | Behind | Laptime |
| 79 | | 1:04.265 | 79 | | 57.891 | 79 | | 58.037 | 79 | | 58.179 | 79 | | 58.215 |
| 23 | 1.125 | 1:05.390 | 23 | 1.190 | 57.956 | 23 | 2.103 | 58.950 | 23 | 2.773 | 58.849 | 23 | 3.599 | 59.041 |
| 46 | 2.744 | 1:07.009 | 46 | 4.371 | 59.518 | 46 | 5.634 | 59.300 | 46 | 6.998 | 59.543 | 46 | 7.838 | 59.055 |
| 49 | 3.270 | 1:07.535 | 49 | 4.798 | 59.419 | 49 | 6.006 | 59.245 | 49 | 7.197 | 59.370 | 49 | 8.320 | 59.338 |
| 86 | 4.152 | 1:08.417 | 86 | 5.797 | 59.536 | 86 | 6.738 | 58.978 | 86 | 8.043 | 59.484 | 86 | 9.132 | 59.304 |
| 85 | 4.362 | 1:08.627 | 85 | 6.036 | 59.565 | 85 | 7.512 | 59.513 | 33 | 8.528 | 58.905 | 33 | 9.236 | 58.923 |
| 92 | 5.045 | 1:09.310 | 33 | 6.682 | 59.521 | 33 | 7.802 | 59.157 | 85 | 9.498 | 1:00.165 | 85 | 10.820 | 59.537 |
| 33 | 5.052 | 1:09.317 | 92 | 7.491 | 1:00.337 | 92 | 9.399 | 59.945 | 92 | 11.053 | 59.833 | 92 | 12.607 | 59.769 |
| 14 | 6.957 | 1:11.222 | 14 | 11.238 | 1:02.172 | 14 | 15.818 | 1:02.617 | 14 | 19.947 | 1:02.308 | 14 | 23.963 | 1:02.231 |
| 61 | 7.377 | 1:11.642 | 61 | 11.741 | 1:02.255 | 61 | 16.292 | 1:02.588 | 61 | 20.418 | 1:02.305 | 61 | 24.468 | 1:02.265 |
| 9 | 8.576 | 1:12.841 | 32 | 12.101 | 1:00.832 | 32 | 17.168 | 1:03.104 | 32 | 20.930 | 1:01.941 | 9 | 24.922 | 1:01.790 |
| 95 | 8.863 | 1:13.128 | 9 | 12.112 | 1:01.427 | 9 | 17.684 | 1:03.609 | 9 | 21.347 | 1:01.842 | 32 | 25.968 | 1:03.253 |
| 32 | 9.160 | 1:13.425 | 89 | 14.108 | 1:02.010 | 89 | 17.765 | 1:01.694 | 93 | 21.624 | 1:02.057 | 89 | 26.200 | 1:01.352 |
| 89 | 9.989 | 1:14.254 | 93 | 14.600 | 1:02.009 | 93 | 17.746 | 1:01.183 | 94 | 22.189 | 1:01.877 | 93 | 26.770 | 1:03.361 |
| 93 | 10.482 | 1:14.747 | 94 | 14.859 | 1:02.165 | 94 | 18.491 | 1:01.669 | 89 | 23.063 | 1:03.477 | 94 | 26.818 | 1:02.844 |
| 94 | 10.585 | 1:14.850 | 95 | 15.397 | 1:04.425 | 95 | 19.601 | 1:02.241 | 95 | 23.661 | 1:02.239 | 97 | 27.419 | 1:01.586 |
| 73 | 10.866 | 1:15.131 | 73 | 15.632 | 1:02.657 | 97 | 20.296 | 1:02.090 | 97 | 24.048 | 1:01.931 | 95 | 28.350 | 1:02.904 |
| 97 | 11.376 | 1:15.641 | 97 | 16.243 | 1:02.758 | 60 | 21.704 | 1:02.779 | 60 | 25.353 | 1:01.828 | 60 | 28.702 | 1:01.564 |
| 60 | 12.124 | 1:16.389 | 60 | 16.962 | 1:02.729 | 73 | 24.576 | 1:06.981 | 99 | 34.271 | 1:05.383 | 64 | 40.555 | 1:03.240 |
| 99 | 13.379 | 1:17.644 | 50 | 18.797 | 1:03.208 | 99 | 27.067 | 1:04.981 | 64 | 35.530 | 1:05.275 | 99 | 41.552 | 1:05.496 |
| 50 | 13.480 | 1:17.745 | 99 | 20.123 | 1:04.635 | 64 | 28.434 | 1:04.238 | 39 | 35.723 | 1:05.382 | 39 | 42.258 | 1:04.750 |
| 36 | 14.601 | 1:18.866 | 39 | 21.486 | 1:04.739 | 39 | 28.520 | 1:05.071 | 70 | 36.822 | 1:05.070 | 70 | 42.929 | 1:04.322 |
| 39 | 14.638 | 1:18.903 | 64 | 22.233 | 1:04.341 | 70 | 29.931 | 1:05.677 | 36 | 37.840 | 1:04.871 | 36 | 43.693 | 1:04.068 |
| 70 | 15.151 | 1:19.416 | 70 | 22.291 | 1:05.031 | 36 | 31.148 | 1:05.951 | 91 | 41.790 | 1:06.829 | 91 | 50.352 | 1:06.777 |
| 64 | 15.783 | 1:20.048 | 36 | 23.234 | 1:06.524 | 91 | 33.140 | 1:06.435 | 73 | 42.021 | 1:15.624 | | | |
| 91 | 15.966 | 1:20.231 | 91 | 24.742 | 1:06.667 | 50 | 46.911 | 1:26.151P | | | | | | |

Weather/Track: Bright /Dry

Brands Hatch
Circuit Length = 1.1990 miles.
Start: 14:56 End: 15:06

Historic Touring Car Race

RACE 4 - LAP CHART - Brands Hatch - 11 September 2010

(contd.)

| Lap 6 | | | Lap 7 | | | Lap 8 | | | Lap 9 | | | Lap 10 | | |
|-------|--------|----------|-------|--------|----------|-------|--------|----------|-------|----------|----------|--------|--------|---------|
| No | Behind | Laptime | No | Behind | Laptime | No | Behind | Laptime | No | Behind | Laptime | No | Behind | Laptime |
| 79 | | 58.400 | 79 | | 58.477 | 79 | | 58.746 | 79 | | 59.900 | | | |
| 23 | 5.018 | 59.819 | 23 | 5.488 | 58.947 | 23 | 5.860 | 59.118 | 99 | 1 LAP | 1:04.895 | | | |
| 46 | 9.371 | 59.933 | 46 | 10.048 | 59.154 | 91 | 1 LAP | 1:07.133 | 39 | 1 LAP | 1:04.709 | | | |
| 49 | 10.125 | 1:00.205 | 49 | 10.660 | 59.012 | 46 | 10.300 | 58.998 | 70 | 1 LAP | 1:04.980 | | | |
| 86 | 11.039 | 1:00.307 | 33 | 11.929 | 59.328 | 49 | 10.582 | 58.668 | 36 | 1 LAP | 1:03.968 | | | |
| 33 | 11.078 | 1:00.242 | 86 | 12.552 | 59.990 | 86 | 13.514 | 59.708 | 23 | 4.991 | 59.031 | | | |
| 85 | 11.797 | 59.377 | 85 | 12.909 | 59.589 | 85 | 14.519 | 1:00.356 | 49 | 9.703 | 59.021 | | | |
| 92 | 14.485 | 1:00.278 | 92 | 16.456 | 1:00.448 | 33 | 14.652 | 1:01.469 | 46 | 10.291 | 59.891 | | | |
| 14 | 27.994 | 1:02.431 | 14 | 31.280 | 1:01.763 | 92 | 18.244 | 1:00.534 | 86 | 14.122 | 1:00.508 | | | |
| 61 | 28.667 | 1:02.599 | 61 | 31.976 | 1:01.786 | 14 | 34.898 | 1:02.364 | 85 | 14.483 | 59.864 | | | |
| 9 | 29.170 | 1:02.648 | 9 | 32.607 | 1:01.914 | 61 | 35.478 | 1:02.248 | 33 | 15.631 | 1:00.879 | | | |
| 89 | 29.698 | 1:01.898 | 89 | 33.474 | 1:02.253 | 9 | 35.916 | 1:02.055 | 91 | 1 LAP | 1:08.016 | | | |
| 94 | 30.249 | 1:01.831 | 94 | 34.022 | 1:02.250 | 94 | 36.575 | 1:01.299 | 92 | 24.288 | 1:05.944 | | | |
| 93 | 30.307 | 1:01.937 | 93 | 34.731 | 1:02.901 | 89 | 36.666 | 1:01.938 | 14 | 37.237 | 1:02.239 | | | |
| 97 | 31.596 | 1:02.577 | 97 | 34.977 | 1:01.858 | 93 | 37.207 | 1:01.222 | 61 | 38.036 | 1:02.458 | | | |
| 60 | 33.779 | 1:03.477 | 60 | 36.217 | 1:00.915 | 60 | 38.495 | 1:01.024 | 9 | 38.220 | 1:02.204 | | | |
| 95 | 34.495 | 1:04.545 | 95 | 38.929 | 1:02.911 | 97 | 39.961 | 1:03.730 | 93 | 38.660 | 1:01.353 | | | |
| 64 | 45.573 | 1:03.418 | 64 | 50.615 | 1:03.519 | 95 | 42.895 | 1:02.712 | 94 | 39.132 | 1:02.457 | | | |
| 73 | 1 LAP | 2:01.116 | 99 | 54.414 | 1:04.470 | 64 | 55.484 | 1:03.615 | 60 | 39.168 | 1:00.573 | | | |
| 99 | 48.421 | 1:05.269 | 39 | 55.238 | 1:04.543 | | | | 89 | 39.228 | 1:02.462 | | | |
| 39 | 49.172 | 1:05.314 | 70 | 55.987 | 1:04.782 | | | | 97 | 42.128 | 1:02.067 | | | |
| 70 | 49.682 | 1:05.153 | 36 | 57.119 | 1:04.617 | | | | 64 | 1:00.411 | 1:04.827 | | | |
| 36 | 50.979 | 1:05.686 | | | | | | | | | | | | |
| 91 | 58.206 | 1:06.254 | | | | | | | | | | | | |

Weather/Track: Bright /Dry

www.mstworld.com

Page 2 of 2

Brands Hatch
Circuit Length = 1.1990 miles.
Start: 14:56 End: 15:06

Printed - 15:23 Saturday, 11 September 2010

Historic Formula Ford

QUALIFYING - RACE 5 - Brands Hatch - 11 September 2010

| POS | NO | CL | DRIVER | NAT | CAR | TIME | LAPS | GAP | MPH |
|-----|----|----|---------------------|-----|-----------------|----------|------|-------|-------|
| 1 | 64 | | Darren BURKE | | Macon MR8 | 52.132 | 8 | | 82.79 |
| 2 | 62 | | Ian ASHLEY | | Lola T200 | 52.843 | 14 | 0.711 | 81.68 |
| 3 | 16 | | Simon TOYNE | | Lola T200 | 52.942 | 13 | 0.810 | 81.53 |
| 4 | 57 | | David WILD | | Lola T200 | 53.234 | 13 | 1.102 | 81.08 |
| 5 | 5 | | Benn SIMMS | | Alexis Mk14 | 53.460 | 10 | 1.328 | 80.74 |
| 6 | 21 | | Benjamin MITCHELL | | Merlyn Mk20 | 54.121 | 13 | 1.989 | 79.75 |
| 7 | 19 | | Stephen KING | | Macon MR8 | 54.311 | 13 | 2.179 | 79.47 |
| 8 | 90 | N | Brian MORRIS | | Macon MR7 | 54.802 | 13 | 2.670 | 78.76 |
| 9 | 33 | | Andy WILLS | | Lola T200 | 54.969 | 12 | 2.837 | 78.52 |
| 10 | 40 | | Peter LAVENDER | | Merlyn Mk11A/17 | 55.354 | 12 | 3.222 | 77.97 |
| 11 | 63 | | Matthew STURMER | | Macon MR8 | 55.784 | 12 | 3.652 | 77.37 |
| 12 | 99 | N | Austin MACKIE | | Macon MR8 | 56.427 | 11 | 4.295 | 76.49 |
| 13 | 61 | | Harvey SYKES | | Merlyn Mk17 | 57.105 | 12 | 4.973 | 75.58 |
| 14 | 10 | | Andrew OLIVER | | Alexis Mk15 | 57.273 | 12 | 5.141 | 75.36 |
| 15 | 53 | | Andrew GOORD | | Merlyn Mk20A | 58.429 | 11 | 6.297 | 73.87 |
| 16 | 92 | N | Alistair LITTLEWOOD | | Merlyn Mk20A | 58.482 | 12 | 6.350 | 73.80 |
| 17 | 7 | | Louis HANJOUL | | Elden Mk8/10 | 1:00.799 | 11 | 8.667 | 70.99 |

CAR 33 - NO WORKING TRANSPONDER

Weather/Track: Overcast /Damp

These results are provisional until the conclusion of any judicial and technical matters.

Brands Hatch

Circuit Length = 1.1990 miles.

Start: 10:18 End: 10:30

Clerk of the Course:

Timekeeper:

Historic Formula Ford

QUALIFYING LAP ANALYSIS - RACE 5 - Brands Hatch - 11 September 2010

| | | |
|-------------------|--------------------------|--------------------|
| 5 | Benn SIMMS | Alexis Mk14 |
| 1 - 1:37.232 | 6 - 54.115 | |
| 2 - 53.562 | 7 - 53.588 | |
| 3 - 53.471 | 8 - 53.460 | |
| 4 - 53.470 | 9 - 53.714 | |
| 5 - 53.522 | 10 - 1:36.336P | |
| 7 | Louis HANJOUL | Elden Mk8/10 |
| 1 - 2:06.640 | 6 - 1:02.258 | 11 - 1:00.812 |
| 2 - 1:02.545 | 7 - 1:00.799 | |
| 3 - 1:03.784 | 8 - 1:00.978 | |
| 4 - 1:01.853 | 9 - 1:01.120 | |
| 5 - 1:01.202 | 10 - 1:01.294 | |
| 10 | Andrew OLIVER | Alexis Mk15 |
| 1 - 2:14.017 | 6 - 57.588 | 11 - 57.333 |
| 2 - 1:03.515 | 7 - 58.212 | 12 - 57.452 |
| 3 - 59.988 | 8 - 57.288 | |
| 4 - 59.767 | 9 - 57.276 | |
| 5 - 57.882 | 10 - 57.273 | |
| 16 | Simon TOYNE | Lola T200 |
| 1 - 1:51.615 | 6 - 53.974 | 11 - 53.437 |
| 2 - 54.308 | 7 - 53.598 | 12 - 53.605 |
| 3 - 53.803 | 8 - 54.471 | 13 - 53.352 |
| 4 - 53.272 | 9 - 53.733 | |
| 5 - 52.942 | 10 - 53.503 | |
| 19 | Stephen KING | Macon MR8 |
| 1 - 1:41.699 | 6 - 55.384 | 11 - 54.311 |
| 2 - 55.757 | 7 - 54.604 | 12 - 55.234 |
| 3 - 55.051 | 8 - 55.042 | 13 - 54.655 |
| 4 - 55.261 | 9 - 55.658 | |
| 5 - 54.914 | 10 - 54.868 | |
| 21 | Benjamin MITCHELL | Merlyn Mk20 |
| 1 - 1:28.677 | 6 - 55.231 | 11 - 1:32.643P |
| 2 - 54.470 | 7 - 57.060 | 12 - 1:00.516 |
| 3 - 55.411 | 8 - 54.534 | 13 - 54.771 |
| 4 - 55.203 | 9 - 54.121 | |
| 5 - 54.850 | 10 - 54.190 | |

Weather/Track: Overcast /Damp

Historic Formula Ford

QUALIFYING LAP ANALYSIS - RACE 5 - Brands Hatch - 11 September 2010

(contd.)

| | | | | | |
|-----------|-----------------------|-----------------|---------------|------|---------------|
| 33 | Andy WILLS | Lola T200 | | | |
| 1 - | 2:05.685 | 6 - | 55.517 | 11 - | 55.740 |
| 2 - | 57.967 | 7 - | 55.529 | 12 - | 55.287 |
| 3 - | 56.300 | 8 - | 55.920 | | |
| 4 - | 55.597 | 9 - | 55.938 | | |
| 5 - | 54.969 | 10 - | 55.260 | | |
| 40 | Peter LAVENDER | Merlyn Mk11A/17 | | | |
| 1 - | 2:11.054 | 6 - | 56.249 | 11 - | 55.898 |
| 2 - | 58.066 | 7 - | 55.389 | 12 - | 55.354 |
| 3 - | 57.367 | 8 - | 55.691 | | |
| 4 - | 56.292 | 9 - | 56.429 | | |
| 5 - | 56.010 | 10 - | 55.841 | | |
| 53 | Andrew GOORD | Merlyn Mk20A | | | |
| 1 - | 2:13.892 | 6 - | 59.181 | 11 - | 58.429 |
| 2 - | 1:07.814 | 7 - | 59.059 | | |
| 3 - | 1:02.518 | 8 - | 59.653 | | |
| 4 - | 1:00.823 | 9 - | 59.460 | | |
| 5 - | 59.551 | 10 - | 58.982 | | |
| 57 | David WILD | Lola T200 | | | |
| 1 - | 1:48.025 | 6 - | 53.438 | 11 - | 53.960 |
| 2 - | 54.381 | 7 - | 53.616 | 12 - | 55.360 |
| 3 - | 53.593 | 8 - | 54.500 | 13 - | 53.633 |
| 4 - | 53.234 | 9 - | 54.910 | | |
| 5 - | 53.527 | 10 - | 54.474 | | |
| 61 | Harvey SYKES | Merlyn Mk17 | | | |
| 1 - | 1:58.827 | 6 - | 59.192 | 11 - | 58.765 |
| 2 - | 1:03.366 | 7 - | 58.246 | 12 - | 57.105 |
| 3 - | 1:00.059 | 8 - | 57.932 | | |
| 4 - | 58.665 | 9 - | 58.216 | | |
| 5 - | 59.300 | 10 - | 58.077 | | |
| 62 | Ian ASHLEY | Lola T200 | | | |
| 1 - | 1:24.660 | 6 - | 52.843 | 11 - | 54.091 |
| 2 - | 53.149 | 7 - | 52.866 | 12 - | 53.639 |
| 3 - | 56.205 | 8 - | 53.141 | 13 - | 53.833 |
| 4 - | 53.701 | 9 - | 53.360 | 14 - | 55.745 |
| 5 - | 53.296 | 10 - | 53.611 | | |

Weather/Track: Overcast /Damp

Historic Formula Ford

QUALIFYING LAP ANALYSIS - RACE 5 - Brands Hatch - 11 September 2010


(contd.)

| | | |
|-------------------|----------------------------|----------------|
| 63 | Matthew STURMER | Macon MR8 |
| 1 - 1:53.998 | 6 - 55.963 | 11 - 56.010 |
| 2 - 1:00.964 | 7 - 56.127 | 12 - 57.014 |
| 3 - 57.314 | 8 - 56.629 | |
| 4 - 55.993 | 9 - 57.412 | |
| 5 - 55.784 | 10 - 56.337 | |
| 64 | Darren BURKE | Macon MR8 |
| 1 - 1:23.786 | 6 - 52.132 | |
| 2 - 52.928 | 7 - 54.024 | |
| 3 - 56.621 | 8 - 52.773 | |
| 4 - 52.944 | | |
| 5 - 52.416 | | |
| 90 | Brian MORRIS | Macon MR7 |
| 1 - 1:48.377 | 6 - 55.306 | 11 - 56.164 |
| 2 - 57.457 | 7 - 54.955 | 12 - 59.613 |
| 3 - 56.878 | 8 - 54.802 | 13 - 1:00.255 |
| 4 - 55.453 | 9 - 55.557 | |
| 5 - 55.739 | 10 - 55.799 | |
| 92 | Alistair LITTLEWOOD | Merlyn Mk20A |
| 1 - 1:59.775 | 6 - 59.652 | 11 - 59.573 |
| 2 - 1:04.744 | 7 - 59.934 | 12 - 58.974 |
| 3 - 1:02.382 | 8 - 59.801 | |
| 4 - 1:00.538 | 9 - 59.969 | |
| 5 - 1:00.990 | 10 - 58.482 | |
| 99 | Austin MACKIE | Macon MR8 |
| 1 - 1:59.880 | 6 - 1:00.480 | 11 - 1:47.033P |
| 2 - 58.544 | 7 - 56.731 | |
| 3 - 57.595 | 8 - 56.720 | |
| 4 - 56.783 | 9 - 57.264 | |
| 5 - 56.427 | 10 - 1:00.881 | |

Weather/Track: Overcast /Damp

Historic Formula Ford

GRID FOR RACE 5 - Brands Hatch - 11 September 2010

| | | |
|---|------------|---------------|
| ROW 9 | 7 HANJOUL | |
| ROW 8 | 53 GOORD | 92 LITTLEWOOD |
| ROW 7 | 61 SYKES | 10 OLIVER |
| ROW 6 | 63 STURMER | 99 MACKIE |
| ROW 5 | 33 WILLS | 40 LAVENDER |
| ROW 4 | 19 KING | 90 MORRIS |
| ROW 3 | 5 SIMMS | 21 MITCHELL |
| ROW 2 | 16 TOYNE | 57 WILD |
| ROW 1 | 64 BURKE | 62 ASHLEY |
| | POLE | |
|  | | |

Weather/Track: Overcast /Damp

These results are provisional until the conclusion of any judicial and technical matters.

Brands Hatch

Circuit Length = 1.1990 miles.

Start: 10:18 End: 10:30

Clerk of the Course:

Timekeeper:

Historic Formula Ford

RACE 5 - CLASSIFICATION - Brands Hatch - 11 September 2010

| POS | NO | CL | DRIVER | NAT | CAR | TIME | LAPS | GAP | MPH | BEST |
|----------------|----|----|---------------------|-----|-----------------|-----------|------|----------|-----------|--------|
| 1 | 64 | | Darren BURKE | | Macon MR8 | 20:43.973 | 20 | | 69.44 | 52.443 |
| 2 | 5 | | Benn SIMMS | | Alexis Mk14 | 20:50.401 | 20 | 6.428 | 69.09 | 53.277 |
| 3 | 62 | | Ian ASHLEY | | Lola T200 | 20:59.303 | 20 | 15.330 | 68.60 | 53.061 |
| 4 | 21 | | Benjamin MITCHELL | | Merlyn Mk20 | 21:01.542 | 20 | 17.569 | 68.48 | 53.297 |
| 5 | 57 | | David WILD | | Lola T200 | 21:05.778 | 20 | 21.805 | 68.25 | 53.241 |
| 6 | 90 | N | Brian MORRIS | | Macon MR7 | 21:14.542 | 20 | 30.569 | 67.78 | 54.159 |
| 7 | 40 | | Peter LAVENDER | | Merlyn Mk11A/17 | 21:17.993 | 20 | 34.020 | 67.60 | 55.038 |
| 8 | 63 | | Matthew STURMER | | Macon MR8 | 21:18.802 | 20 | 34.829 | 67.55 | 54.808 |
| 9 | 16 | | Simon TOYNE | | Lola T200 | 21:21.983 | 20 | 38.010 | 67.39 | 53.321 |
| 10 | 19 | | Stephen KING | | Macon MR8 | 21:22.565 | 20 | 38.592 | 67.35 | 54.415 |
| 11 | 10 | | Andrew OLIVER | | Alexis Mk15 | 21:27.319 | 20 | 43.346 | 67.11 | 56.626 |
| 12 | 61 | | Harvey SYKES | | Merlyn Mk17 | 21:28.723 | 20 | 44.750 | 67.03 | 56.500 |
| 13 | 99 | N | Austin MACKIE | | Macon MR8 | 21:39.845 | 20 | 55.872 | 66.46 | 56.551 |
| 14 | 53 | | Andrew GOORD | | Merlyn Mk20A | 21:46.664 | 20 | 1:02.691 | 66.11 | 56.605 |
| 15 | 92 | N | Alistair LITTLEWOOD | | Merlyn Mk20A | 20:45.232 | 19 | 1 LAP | 65.91 | 57.010 |
| NOT CLASSIFIED | | | | | | | | | | |
| 7 | | | Louis HANJOUL | | Elden Mk8/10 | 7:15.006 | 7 | D.N.F. | 69.60 | 59.626 |
| 33 | | | Andy WILLS | | Lola T200 | 3:44.706 | 4 | D.N.F. | 77.12 | 53.753 |
| FASTEST LAP | | | | | | | | | | |
| 64 | | | Darren BURKE | | Macon MR8 | 52.443 | 4 | 82.30mph | 132.45kph | |
| 90 | N | | Brian MORRIS | | Macon MR7 | 54.159 | 3 | 79.69mph | 128.26kph | |

Weather/Track: Rain /Wet

These results are provisional until the conclusion of any judicial and technical matters.

Brands Hatch

Circuit Length = 1.1990 miles.

Start: 15:18 End: 15:39

Clerk of the Course:

Timekeeper:

Historic Formula Ford

RACE 5 - LAP ANALYSIS - Brands Hatch - 11 September 2010

| | | | | | | | |
|-----------|--------------------------|--------------|----------|------|----------|------|----------|
| 5 | Benn SIMMS | Alexis Mk14 | | | | | |
| 1 - | 1:01.083 | 6 - | 55.261 | 11 - | 1:46.202 | 16 - | 59.994 |
| 2 - | 53.540 | 7 - | 56.706 | 12 - | 1:00.765 | 17 - | 1:00.085 |
| 3 - | 53.277 | 8 - | 59.899 | 13 - | 1:00.388 | 18 - | 1:00.887 |
| 4 - | 53.542 | 9 - | 1:03.209 | 14 - | 1:00.365 | 19 - | 1:02.326 |
| 5 - | 55.485 | 10 - | 1:25.561 | 15 - | 1:00.353 | 20 - | 1:01.473 |
| 7 | Louis HANJOUL | Elden Mk8/10 | | | | | |
| 1 - | 1:11.778 | 6 - | 1:00.907 | | | | |
| 2 - | 59.672 | 7 - | 1:03.131 | | | | |
| 3 - | 59.737 | | | | | | |
| 4 - | 1:00.155 | | | | | | |
| 5 - | 59.626 | | | | | | |
| 10 | Andrew OLIVER | Alexis Mk15 | | | | | |
| 1 - | 1:07.135 | 6 - | 1:00.001 | 11 - | 1:33.971 | 16 - | 1:03.819 |
| 2 - | 56.626 | 7 - | 1:02.560 | 12 - | 1:04.237 | 17 - | 1:03.248 |
| 3 - | 56.780 | 8 - | 1:03.047 | 13 - | 1:04.160 | 18 - | 1:05.120 |
| 4 - | 57.672 | 9 - | 1:07.834 | 14 - | 1:03.915 | 19 - | 1:03.965 |
| 5 - | 59.470 | 10 - | 1:06.066 | 15 - | 1:03.628 | 20 - | 1:04.065 |
| 16 | Simon TOYNE | Lola T200 | | | | | |
| 1 - | 1:00.405 | 6 - | 57.433 | 11 - | 1:40.604 | 16 - | 1:02.656 |
| 2 - | 53.517 | 7 - | 1:01.414 | 12 - | 1:03.288 | 17 - | 1:03.299 |
| 3 - | 53.321 | 8 - | 1:02.653 | 13 - | 1:09.507 | 18 - | 1:02.986 |
| 4 - | 53.639 | 9 - | 1:07.671 | 14 - | 1:03.792 | 19 - | 1:02.254 |
| 5 - | 1:10.340 | 10 - | 1:08.639 | 15 - | 1:02.630 | 20 - | 1:01.935 |
| 19 | Stephen KING | Macon MR8 | | | | | |
| 1 - | 1:03.900 | 6 - | 55.469 | 11 - | 1:45.004 | 16 - | 1:03.078 |
| 2 - | 55.082 | 7 - | 58.193 | 12 - | 1:03.357 | 17 - | 1:01.720 |
| 3 - | 54.415 | 8 - | 1:01.584 | 13 - | 1:02.745 | 18 - | 1:03.920 |
| 4 - | 54.472 | 9 - | 1:04.855 | 14 - | 1:02.005 | 19 - | 1:02.023 |
| 5 - | 54.765 | 10 - | 1:18.171 | 15 - | 1:16.631 | 20 - | 1:01.176 |
| 21 | Benjamin MITCHELL | Merlyn Mk20 | | | | | |
| 1 - | 1:01.622 | 6 - | 54.989 | 11 - | 1:45.806 | 16 - | 1:01.293 |
| 2 - | 53.621 | 7 - | 57.317 | 12 - | 1:03.600 | 17 - | 1:01.433 |
| 3 - | 53.297 | 8 - | 1:00.791 | 13 - | 1:02.808 | 18 - | 1:01.837 |
| 4 - | 54.010 | 9 - | 1:05.199 | 14 - | 1:01.696 | 19 - | 1:01.463 |
| 5 - | 55.087 | 10 - | 1:22.543 | 15 - | 1:01.594 | 20 - | 1:01.536 |

Weather/Track: Rain /Wet

Historic Formula Ford

RACE 5 - LAP ANALYSIS - Brands Hatch - 11 September 2010

(contd.)

| | | | | | | | |
|-----------|-----------------------|-----------------|----------|------|----------|------|----------|
| 33 | Andy WILLS | Lola T200 | | | | | |
| 1 - | 1:02.374 | | | | | | |
| 2 - | 53.943 | | | | | | |
| 3 - | 53.753 | | | | | | |
| 4 - | 54.636 | | | | | | |
| 40 | Peter LAVENDER | Merlyn Mk11A/17 | | | | | |
| 1 - | 1:05.707 | 6 - | 57.341 | 11 - | 1:35.899 | 16 - | 1:02.343 |
| 2 - | 55.038 | 7 - | 1:07.748 | 12 - | 1:04.190 | 17 - | 1:02.548 |
| 3 - | 55.289 | 8 - | 1:04.745 | 13 - | 1:03.858 | 18 - | 1:02.759 |
| 4 - | 55.348 | 9 - | 1:07.894 | 14 - | 1:02.734 | 19 - | 1:02.955 |
| 5 - | 56.402 | 10 - | 1:08.746 | 15 - | 1:03.794 | 20 - | 1:02.655 |
| 53 | Andrew GOORD | Merlyn Mk20A | | | | | |
| 1 - | 1:08.397 | 6 - | 1:00.028 | 11 - | 1:24.742 | 16 - | 1:04.136 |
| 2 - | 57.284 | 7 - | 1:03.751 | 12 - | 1:04.961 | 17 - | 1:08.385 |
| 3 - | 56.605 | 8 - | 1:05.098 | 13 - | 1:05.379 | 18 - | 1:05.410 |
| 4 - | 57.403 | 9 - | 1:09.760 | 14 - | 1:03.921 | 19 - | 1:05.860 |
| 5 - | 58.645 | 10 - | 1:11.941 | 15 - | 1:08.828 | 20 - | 1:06.130 |
| 57 | David WILD | Lola T200 | | | | | |
| 1 - | 1:00.987 | 6 - | 55.763 | 11 - | 1:44.897 | 16 - | 1:02.099 |
| 2 - | 53.337 | 7 - | 58.696 | 12 - | 1:03.778 | 17 - | 1:02.258 |
| 3 - | 53.241 | 8 - | 1:01.101 | 13 - | 1:02.948 | 18 - | 1:01.431 |
| 4 - | 53.623 | 9 - | 1:03.589 | 14 - | 1:02.014 | 19 - | 1:01.784 |
| 5 - | 57.304 | 10 - | 1:22.481 | 15 - | 1:02.373 | 20 - | 1:02.074 |
| 61 | Harvey SYKES | Merlyn Mk17 | | | | | |
| 1 - | 1:06.653 | 6 - | 1:00.976 | 11 - | 1:25.048 | 16 - | 1:03.039 |
| 2 - | 56.500 | 7 - | 1:03.755 | 12 - | 1:04.015 | 17 - | 1:03.460 |
| 3 - | 56.893 | 8 - | 1:04.902 | 13 - | 1:05.049 | 18 - | 1:03.582 |
| 4 - | 57.645 | 9 - | 1:10.663 | 14 - | 1:04.314 | 19 - | 1:03.120 |
| 5 - | 1:00.349 | 10 - | 1:11.687 | 15 - | 1:04.302 | 20 - | 1:02.771 |
| 62 | Ian ASHLEY | Lola T200 | | | | | |
| 1 - | 1:00.032 | 6 - | 55.348 | 11 - | 1:46.854 | 16 - | 1:01.675 |
| 2 - | 53.423 | 7 - | 58.120 | 12 - | 1:02.868 | 17 - | 1:01.568 |
| 3 - | 53.061 | 8 - | 1:00.748 | 13 - | 1:01.004 | 18 - | 1:01.392 |
| 4 - | 53.717 | 9 - | 1:02.937 | 14 - | 1:01.814 | 19 - | 1:01.536 |
| 5 - | 54.280 | 10 - | 1:25.169 | 15 - | 1:01.706 | 20 - | 1:02.051 |

Weather/Track: Rain /Wet

Historic Formula Ford

RACE 5 - LAP ANALYSIS - Brands Hatch - 11 September 2010

(contd.)

| | | | | | | | |
|-----------|----------------------------|--------------|----------|------|----------|------|----------|
| 63 | Matthew STURMER | Macon MR8 | | | | | |
| 1 - | 1:06.307 | 6 - | 57.437 | 11 - | 1:41.952 | 16 - | 1:03.774 |
| 2 - | 55.077 | 7 - | 1:01.013 | 12 - | 1:03.987 | 17 - | 1:03.580 |
| 3 - | 54.808 | 8 - | 1:04.578 | 13 - | 1:02.770 | 18 - | 1:03.541 |
| 4 - | 55.564 | 9 - | 1:06.740 | 14 - | 1:03.049 | 19 - | 1:03.239 |
| 5 - | 56.364 | 10 - | 1:08.645 | 15 - | 1:02.995 | 20 - | 1:03.382 |
| 64 | Darren BURKE | Macon MR8 | | | | | |
| 1 - | 58.098 | 6 - | 53.934 | 11 - | 1:44.962 | 16 - | 59.398 |
| 2 - | 52.737 | 7 - | 55.785 | 12 - | 1:00.513 | 17 - | 59.489 |
| 3 - | 52.506 | 8 - | 58.907 | 13 - | 1:00.079 | 18 - | 1:00.190 |
| 4 - | 52.443 | 9 - | 1:00.322 | 14 - | 59.494 | 19 - | 1:00.234 |
| 5 - | 53.183 | 10 - | 1:41.417 | 15 - | 59.775 | 20 - | 1:00.507 |
| 90 | Brian MORRIS | Macon MR7 | | | | | |
| 1 - | 1:02.657 | 6 - | 55.843 | 11 - | 1:44.630 | 16 - | 1:03.090 |
| 2 - | 54.419 | 7 - | 59.573 | 12 - | 1:04.087 | 17 - | 1:02.789 |
| 3 - | 54.159 | 8 - | 1:01.951 | 13 - | 1:02.686 | 18 - | 1:03.026 |
| 4 - | 54.867 | 9 - | 1:04.770 | 14 - | 1:02.334 | 19 - | 1:03.212 |
| 5 - | 56.066 | 10 - | 1:18.104 | 15 - | 1:03.085 | 20 - | 1:03.194 |
| 92 | Alistair LITTLEWOOD | Merlyn Mk20A | | | | | |
| 1 - | 1:10.316 | 6 - | 59.506 | 11 - | 1:22.968 | 16 - | 1:06.525 |
| 2 - | 57.866 | 7 - | 1:03.758 | 12 - | 1:06.997 | 17 - | 1:05.570 |
| 3 - | 57.010 | 8 - | 1:07.761 | 13 - | 1:06.428 | 18 - | 1:06.041 |
| 4 - | 57.165 | 9 - | 1:10.955 | 14 - | 1:05.903 | 19 - | 1:05.599 |
| 5 - | 57.511 | 10 - | 1:11.237 | 15 - | 1:06.116 | | |
| 99 | Austin MACKIE | Macon MR8 | | | | | |
| 1 - | 1:08.220 | 6 - | 1:02.413 | 11 - | 1:25.101 | 16 - | 1:04.402 |
| 2 - | 57.032 | 7 - | 1:04.454 | 12 - | 1:04.954 | 17 - | 1:04.467 |
| 3 - | 56.551 | 8 - | 1:05.932 | 13 - | 1:04.501 | 18 - | 1:05.316 |
| 4 - | 56.980 | 9 - | 1:10.055 | 14 - | 1:04.082 | 19 - | 1:05.116 |
| 5 - | 59.472 | 10 - | 1:10.960 | 15 - | 1:04.736 | 20 - | 1:05.101 |

Weather/Track: Rain /Wet

Historic Formula Ford

RACE 5 - LAP CHART - Brands Hatch - 11 September 2010

| Lap 1 | | | Lap 2 | | | Lap 3 | | | Lap 4 | | | Lap 5 | | |
|-------|--------|----------|-------|--------|---------|-------|--------|---------|-------|--------|----------|-------|--------|----------|
| No | Behind | Laptime | No | Behind | Laptime | No | Behind | Laptime | No | Behind | Laptime | No | Behind | Laptime |
| 64 | | 58.098 | 64 | | 52.737 | 64 | | 52.506 | 64 | | 52.443 | 64 | | 53.183 |
| 62 | 1.934 | 1:00.032 | 62 | 2.620 | 53.423 | 62 | 3.175 | 53.061 | 62 | 4.449 | 53.717 | 62 | 5.546 | 54.280 |
| 16 | 2.307 | 1:00.405 | 16 | 3.087 | 53.517 | 16 | 3.902 | 53.321 | 16 | 5.098 | 53.639 | 5 | 7.960 | 55.485 |
| 57 | 2.889 | 1:00.987 | 57 | 3.489 | 53.337 | 57 | 4.224 | 53.241 | 57 | 5.404 | 53.623 | 21 | 8.670 | 55.087 |
| 5 | 2.985 | 1:01.083 | 5 | 3.788 | 53.540 | 5 | 4.559 | 53.277 | 5 | 5.658 | 53.542 | 57 | 9.525 | 57.304 |
| 21 | 3.524 | 1:01.622 | 21 | 4.408 | 53.621 | 21 | 5.199 | 53.297 | 21 | 6.766 | 54.010 | 90 | 13.201 | 56.066 |
| 33 | 4.276 | 1:02.374 | 33 | 5.482 | 53.943 | 33 | 6.729 | 53.753 | 33 | 8.922 | 54.636 | 19 | 13.667 | 54.765 |
| 90 | 4.559 | 1:02.657 | 90 | 6.241 | 54.419 | 90 | 7.894 | 54.159 | 90 | 10.318 | 54.867 | 40 | 18.817 | 56.402 |
| 19 | 5.802 | 1:03.900 | 19 | 8.147 | 55.082 | 19 | 10.056 | 54.415 | 19 | 12.085 | 54.472 | 63 | 19.153 | 56.364 |
| 40 | 7.609 | 1:05.707 | 40 | 9.910 | 55.038 | 40 | 12.693 | 55.289 | 40 | 15.598 | 55.348 | 16 | 22.255 | 1:10.340 |
| 63 | 8.209 | 1:06.307 | 63 | 10.549 | 55.077 | 63 | 12.851 | 54.808 | 63 | 15.972 | 55.564 | 10 | 28.716 | 59.470 |
| 61 | 8.555 | 1:06.653 | 61 | 12.318 | 56.500 | 61 | 16.705 | 56.893 | 61 | 21.907 | 57.645 | 61 | 29.073 | 1:00.349 |
| 10 | 9.037 | 1:07.135 | 10 | 12.926 | 56.626 | 10 | 17.200 | 56.780 | 10 | 22.429 | 57.672 | 99 | 29.288 | 59.472 |
| 99 | 10.122 | 1:08.220 | 99 | 14.417 | 57.032 | 99 | 18.462 | 56.551 | 99 | 22.999 | 56.980 | 53 | 29.367 | 58.645 |
| 53 | 10.299 | 1:08.397 | 53 | 14.846 | 57.284 | 53 | 18.945 | 56.605 | 53 | 23.905 | 57.403 | 92 | 30.901 | 57.511 |
| 92 | 12.218 | 1:10.316 | 92 | 17.347 | 57.866 | 92 | 21.851 | 57.010 | 92 | 26.573 | 57.165 | 7 | 42.001 | 59.626 |
| 7 | 13.680 | 1:11.778 | 7 | 20.615 | 59.672 | 7 | 27.846 | 59.737 | 7 | 35.558 | 1:00.155 | | | |

Weather/Track: Rain /Wet

www.mstworld.com

Page 1 of 4

Brands Hatch
Circuit Length = 1.1990 miles.
Start: 15:18 End: 15:39

Printed - 15:41 Saturday, 11 September 2010

Historic Formula Ford

RACE 5 - LAP CHART - Brands Hatch - 11 September 2010

(contd.)

| Lap 6 | | | Lap 7 | | | Lap 8 | | | Lap 9 | | | Lap 10 | | |
|-------|--------|----------|-------|--------|----------|-------|--------|----------|-------|----------|----------|--------|--------|----------|
| No | Behind | Laptime | No | Behind | Laptime | No | Behind | Laptime | No | Behind | Laptime | No | Behind | Laptime |
| 64 | | 53.934 | 64 | | 55.785 | 64 | | 58.907 | 64 | | 1:00.322 | 62 | | 1:25.169 |
| 62 | 6.960 | 55.348 | 62 | 9.295 | 58.120 | 62 | 11.136 | 1:00.748 | 62 | 13.751 | 1:02.937 | 5 | 0.728 | 1:25.561 |
| 5 | 9.287 | 55.261 | 5 | 10.208 | 56.706 | 5 | 11.200 | 59.899 | 5 | 14.087 | 1:03.209 | 21 | 1.641 | 1:22.543 |
| 21 | 9.725 | 54.989 | 21 | 11.257 | 57.317 | 21 | 13.141 | 1:00.791 | 21 | 18.018 | 1:05.199 | 64 | 2.497 | 1:41.417 |
| 57 | 11.354 | 55.763 | 57 | 14.265 | 58.696 | 57 | 16.459 | 1:01.101 | 57 | 19.726 | 1:03.589 | 57 | 3.287 | 1:22.481 |
| 90 | 15.110 | 55.843 | 19 | 17.610 | 58.193 | 19 | 20.287 | 1:01.584 | 19 | 24.820 | 1:04.855 | 19 | 4.071 | 1:18.171 |
| 19 | 15.202 | 55.469 | 90 | 18.898 | 59.573 | 90 | 21.942 | 1:01.951 | 90 | 26.390 | 1:04.770 | 90 | 5.574 | 1:18.104 |
| 40 | 22.224 | 57.341 | 63 | 27.884 | 1:01.013 | 63 | 33.555 | 1:04.578 | 63 | 39.973 | 1:06.740 | 63 | 9.698 | 1:08.645 |
| 63 | 22.656 | 57.437 | 16 | 31.383 | 1:01.414 | 16 | 35.129 | 1:02.653 | 16 | 42.478 | 1:07.671 | 16 | 12.197 | 1:08.639 |
| 16 | 25.754 | 57.433 | 40 | 34.187 | 1:07.748 | 40 | 40.025 | 1:04.745 | 40 | 47.597 | 1:07.894 | 40 | 17.423 | 1:08.746 |
| 10 | 34.783 | 1:00.001 | 10 | 41.558 | 1:02.560 | 10 | 45.698 | 1:03.047 | 10 | 53.210 | 1:07.834 | 10 | 20.356 | 1:06.066 |
| 53 | 35.461 | 1:00.028 | 53 | 43.427 | 1:03.751 | 53 | 49.618 | 1:05.098 | 53 | 59.056 | 1:09.760 | 53 | 32.077 | 1:11.941 |
| 61 | 36.115 | 1:00.976 | 61 | 44.085 | 1:03.755 | 61 | 50.080 | 1:04.902 | 61 | 1:00.421 | 1:10.663 | 61 | 33.188 | 1:11.687 |
| 92 | 36.473 | 59.506 | 92 | 44.446 | 1:03.758 | 92 | 53.300 | 1:07.761 | 99 | 1:03.194 | 1:10.055 | 99 | 35.234 | 1:10.960 |
| 99 | 37.767 | 1:02.413 | 99 | 46.436 | 1:04.454 | 99 | 53.461 | 1:05.932 | 92 | 1:03.933 | 1:10.955 | 92 | 36.250 | 1:11.237 |
| 7 | 48.974 | 1:00.907 | 7 | 56.320 | 1:03.131 | | | | | | | | | |

Weather/Track: Rain /Wet

www.mstworld.com

Page 2 of 4

Brands Hatch
Circuit Length = 1.1990 miles.
Start: 15:18 End: 15:39

Printed - 15:41 Saturday, 11 September 2010

Historic Formula Ford

RACE 5 - LAP CHART - Brands Hatch - 11 September 2010

(contd.)

| Lap 11 | | | Lap 12 | | | Lap 13 | | | Lap 14 | | | Lap 15 | | |
|--------|--------|----------|--------|--------|----------|--------|--------|----------|--------|--------|----------|--------|--------|----------|
| No | Behind | Laptime | No | Behind | Laptime | No | Behind | Laptime | No | Behind | Laptime | No | Behind | Laptime |
| 62 | | 1:46.854 | 5 | | 1:00.765 | 64 | | 1:00.079 | 64 | | 59.494 | 64 | | 59.775 |
| 5 | 0.076 | 1:46.202 | 64 | 0.277 | 1:00.513 | 5 | 0.032 | 1:00.388 | 5 | 0.903 | 1:00.365 | 5 | 1.481 | 1:00.353 |
| 21 | 0.593 | 1:45.806 | 62 | 2.027 | 1:02.868 | 62 | 2.675 | 1:01.004 | 62 | 4.995 | 1:01.814 | 62 | 6.926 | 1:01.706 |
| 64 | 0.605 | 1:44.962 | 21 | 3.352 | 1:03.600 | 21 | 5.804 | 1:02.808 | 21 | 8.006 | 1:01.696 | 21 | 9.825 | 1:01.594 |
| 57 | 1.330 | 1:44.897 | 57 | 4.267 | 1:03.778 | 57 | 6.859 | 1:02.948 | 57 | 9.379 | 1:02.014 | 57 | 11.977 | 1:02.373 |
| 19 | 2.221 | 1:45.004 | 19 | 4.737 | 1:03.357 | 19 | 7.126 | 1:02.745 | 19 | 9.637 | 1:02.005 | 90 | 15.076 | 1:03.085 |
| 90 | 3.350 | 1:44.630 | 90 | 6.596 | 1:04.087 | 90 | 8.926 | 1:02.686 | 90 | 11.766 | 1:02.334 | 63 | 17.131 | 1:02.995 |
| 63 | 4.796 | 1:41.952 | 63 | 7.942 | 1:03.987 | 63 | 10.356 | 1:02.770 | 63 | 13.911 | 1:03.049 | 40 | 20.578 | 1:03.794 |
| 16 | 5.947 | 1:40.604 | 16 | 8.394 | 1:03.288 | 40 | 13.319 | 1:03.858 | 40 | 16.559 | 1:02.734 | 10 | 22.947 | 1:03.628 |
| 40 | 6.468 | 1:35.899 | 40 | 9.817 | 1:04.190 | 10 | 14.673 | 1:04.160 | 10 | 19.094 | 1:03.915 | 16 | 24.698 | 1:02.630 |
| 10 | 7.473 | 1:33.971 | 10 | 10.869 | 1:04.237 | 16 | 17.545 | 1:09.507 | 16 | 21.843 | 1:03.792 | 19 | 26.493 | 1:16.631 |
| 53 | 9.965 | 1:24.742 | 53 | 14.085 | 1:04.961 | 53 | 19.108 | 1:05.379 | 53 | 23.535 | 1:03.921 | 61 | 28.596 | 1:04.302 |
| 61 | 11.382 | 1:25.048 | 61 | 14.556 | 1:04.015 | 61 | 19.249 | 1:05.049 | 61 | 24.069 | 1:04.314 | 99 | 31.288 | 1:04.736 |
| 92 | 12.364 | 1:22.968 | 99 | 17.594 | 1:04.954 | 99 | 21.739 | 1:04.501 | 99 | 26.327 | 1:04.082 | 53 | 32.588 | 1:08.828 |
| 99 | 13.481 | 1:25.101 | 92 | 18.520 | 1:06.997 | 92 | 24.592 | 1:06.428 | 92 | 31.001 | 1:05.903 | 92 | 37.342 | 1:06.116 |

Weather/Track: Rain /Wet

www.mstworld.com

Page 3 of 4

Brands Hatch
Circuit Length = 1.1990 miles.
Start: 15:18 End: 15:39

Printed - 15:41 Saturday, 11 September 2010

Historic Formula Ford

RACE 5 - LAP CHART - Brands Hatch - 11 September 2010

(contd.)

| Lap 16 | | | Lap 17 | | | Lap 18 | | | Lap 19 | | | Lap 20 | | |
|--------|--------|----------|--------|--------|----------|--------|--------|----------|--------|--------|----------|--------|----------|----------|
| No | Behind | Laptime | No | Behind | Laptime | No | Behind | Laptime | No | Behind | Laptime | No | Behind | Laptime |
| 64 | | 59.398 | 64 | | 59.489 | 64 | | 1:00.190 | 64 | | 1:00.234 | 64 | | 1:00.507 |
| 5 | 2.077 | 59.994 | 5 | 2.673 | 1:00.085 | 5 | 3.370 | 1:00.887 | 5 | 5.462 | 1:02.326 | 92 | 1 LAP | 1:05.599 |
| 62 | 9.203 | 1:01.675 | 62 | 11.282 | 1:01.568 | 62 | 12.484 | 1:01.392 | 62 | 13.786 | 1:01.536 | 5 | 6.428 | 1:01.473 |
| 21 | 11.720 | 1:01.293 | 21 | 13.664 | 1:01.433 | 21 | 15.311 | 1:01.837 | 21 | 16.540 | 1:01.463 | 62 | 15.330 | 1:02.051 |
| 57 | 14.678 | 1:02.099 | 57 | 17.447 | 1:02.258 | 57 | 18.688 | 1:01.431 | 57 | 20.238 | 1:01.784 | 21 | 17.569 | 1:01.536 |
| 90 | 18.768 | 1:03.090 | 90 | 22.068 | 1:02.789 | 90 | 24.904 | 1:03.026 | 90 | 27.882 | 1:03.212 | 57 | 21.805 | 1:02.074 |
| 63 | 21.507 | 1:03.774 | 63 | 25.598 | 1:03.580 | 63 | 28.949 | 1:03.541 | 40 | 31.872 | 1:02.955 | 90 | 30.569 | 1:03.194 |
| 40 | 23.523 | 1:02.343 | 40 | 26.582 | 1:02.548 | 40 | 29.151 | 1:02.759 | 63 | 31.954 | 1:03.239 | 40 | 34.020 | 1:02.655 |
| 10 | 27.368 | 1:03.819 | 10 | 31.127 | 1:03.248 | 16 | 34.562 | 1:02.986 | 16 | 36.582 | 1:02.254 | 63 | 34.829 | 1:03.382 |
| 16 | 27.956 | 1:02.656 | 16 | 31.766 | 1:03.299 | 10 | 36.057 | 1:05.120 | 19 | 37.923 | 1:02.023 | 16 | 38.010 | 1:01.935 |
| 19 | 30.173 | 1:03.078 | 19 | 32.404 | 1:01.720 | 19 | 36.134 | 1:03.920 | 10 | 39.788 | 1:03.965 | 19 | 38.592 | 1:01.176 |
| 61 | 32.237 | 1:03.039 | 61 | 36.208 | 1:03.460 | 61 | 39.600 | 1:03.582 | 61 | 42.486 | 1:03.120 | 10 | 43.346 | 1:04.065 |
| 99 | 36.292 | 1:04.402 | 99 | 41.270 | 1:04.467 | 99 | 46.396 | 1:05.316 | 99 | 51.278 | 1:05.116 | 61 | 44.750 | 1:02.771 |
| 53 | 37.326 | 1:04.136 | 53 | 46.222 | 1:08.385 | 53 | 51.442 | 1:05.410 | 53 | 57.068 | 1:05.860 | 99 | 55.872 | 1:05.101 |
| 92 | 44.469 | 1:06.525 | 92 | 50.550 | 1:05.570 | 92 | 56.401 | 1:06.041 | | | | 53 | 1:02.691 | 1:06.130 |

Weather/Track: Rain /Wet

www.mstworld.com

Page 4 of 4

Brands Hatch
Circuit Length = 1.1990 miles.
Start: 15:18 End: 15:39

Printed - 15:41 Saturday, 11 September 2010

HSCC Historic Roadsports

QUALIFYING - RACE 6 - Brands Hatch - 11 September 2010

| POS | NO | CL | DRIVER | NAT | CAR | TIME | LAPS | GAP | MPH |
|-----|-----|----|------------------|-----|---------------------------------|-----------|------|-----------|-------|
| 1 | 5 | C | Dave RANDALL | | Ginetta G4 | 56.405 | 12 | | 76.52 |
| 2 | 46 | C | Paul TOOMS | | Lotus Elan | 57.253 | 12 | 0.848 | 75.39 |
| 3 | 69 | C | Andy SHEPHERD | | Lotus Seven S2 | 57.511 | 12 | 1.106 | 75.05 |
| 4 | 72 | C | David GATHERCOLE | | Lotus Elan Plus 2 | 57.881 | 12 | 1.476 | 74.57 |
| 5 | 36 | C | Frazer GIBNEY | | Lotus Elan S1 | 58.185 | 12 | 1.780 | 74.18 |
| 6 | 71 | E | Dick COFFEY | | Turner Mk1 | 59.323 | 12 | 2.918 | 72.76 |
| 7 | 63 | B | Colin SHARP | | Triumph TR5 | 59.807 | 12 | 3.402 | 72.17 |
| 8 | 90 | D | Robi BERNBERG | | Porsche 911 | 1:00.365 | 11 | 3.960 | 71.50 |
| 9 | 172 | E | Jim GATHERCOLE | | MG Midget | 1:00.401 | 11 | 3.996 | 71.46 |
| 10 | 15 | B | Mike EAGLES | | Milano GT Mk1 | 1:00.774 | 11 | 4.369 | 71.02 |
| 11 | 61 | C | Geoff SIZZEY | | Turner Mk 3 | 1:01.007 | 11 | 4.602 | 70.75 |
| 12 | 6 | C | Larry KENNEDY | | Lotus Elan S4 | 1:01.158 | 11 | 4.753 | 70.57 |
| 13 | 13 | D | Dean FORWARD | | Alfa Romeo Giulia Sprint GT | 1:02.231 | 11 | 5.826 | 69.36 |
| 14 | 93 | D | Glynn EVANS | | Porsche 911 | 1:02.670 | 11 | 6.265 | 68.87 |
| 15 | 31 | E | Ian BURFORD | | MG Lenham le Mans Le Mans coupe | 1:03.208 | 11 | 6.803 | 68.28 |
| 16 | 17 | A | Adam SIMMONDS | | Ford Mustang | 1:03.256 | 11 | 6.851 | 68.23 |
| 17 | 91 | F | Richard OWEN | | Triumph TR2 | 1:03.527 | 11 | 7.122 | 67.94 |
| 18 | 45 | D | Johan DENEKAMP | | Alfa Romeo GTV | 1:05.091 | 11 | 8.686 | 66.31 |
| 19 | 88 | D | Paul BROWN | | MG BGT | 1:07.014 | 10 | 10.609 | 64.41 |
| 20 | 67 | D | Graham OAKINS | | Alfa Romeo Guilia Sprint | 1:07.572 | 10 | 11.167 | 63.87 |
| 21 | 83 | F | Daniel WOOD | | JWF Italia | 11:38.129 | 1 | 10:41.724 | 6.18 |

CAR 13 - NO WORKING TRANSPONDER

Weather/Track: Cloud /Dry

These results are provisional until the conclusion of any judicial and technical matters.

Brands Hatch

Circuit Length = 1.1990 miles.

Start: 10:40 End: 10:51

Clerk of the Course:

Timekeeper:

HSCC Historic Roadsports

QUALIFYING LAP ANALYSIS - RACE 6 - Brands Hatch - 11 September 2010

| | | |
|--------------|----------------------|---------------------------------|
| 5 | Dave RANDALL | Ginetta G4 |
| 1 - X:00.000 | 6 - 58.075 | 11 - 56.762 |
| 2 - 1:00.699 | 7 - 57.183 | 12 - 58.308 |
| 3 - 59.457 | 8 - 59.851 | |
| 4 - 1:00.861 | 9 - 56.405 | |
| 5 - 58.640 | 10 - 56.952 | |
| 6 | Larry KENNEDY | Lotus Elan S4 |
| 1 - X:00.000 | 6 - 1:02.191 | 11 - 1:02.232 |
| 2 - 1:06.669 | 7 - 1:01.823 | |
| 3 - 1:07.565 | 8 - 1:01.284 | |
| 4 - 1:04.912 | 9 - 1:01.766 | |
| 5 - 1:05.740 | 10 - 1:01.158 | |
| 13 | Dean FORWARD | Alfa Romeo Giulia Sprint GT |
| 1 - X:00.000 | 6 - 1:03.352 | 11 - 1:02.345 |
| 2 - 1:06.615 | 7 - 1:02.231 | |
| 3 - 1:04.251 | 8 - 1:02.650 | |
| 4 - 1:04.471 | 9 - 1:02.871 | |
| 5 - 1:04.691 | 10 - 1:02.880 | |
| 15 | Mike EAGLES | Milano GT Mk1 |
| 1 - X:00.000 | 6 - 1:02.554 | 11 - 1:01.225 |
| 2 - 1:06.918 | 7 - 1:03.363 | |
| 3 - 1:05.165 | 8 - 1:01.293 | |
| 4 - 1:03.437 | 9 - 1:01.880 | |
| 5 - 1:03.042 | 10 - 1:00.774 | |
| 17 | Adam SIMMONDS | Ford Mustang |
| 1 - X:00.000 | 6 - 1:04.744 | 11 - 1:03.977 |
| 2 - 1:06.738 | 7 - 1:06.648 | |
| 3 - 1:07.122 | 8 - 1:03.256 | |
| 4 - 1:04.732 | 9 - 1:04.981 | |
| 5 - 1:05.570 | 10 - 1:03.599 | |
| 31 | Ian BURFORD | MG Lenham le Mans Le Mans coupe |
| 1 - X:00.000 | 6 - 1:04.482 | 11 - 1:03.645 |
| 2 - 1:07.204 | 7 - 1:03.622 | |
| 3 - 1:06.010 | 8 - 1:03.208 | |
| 4 - 1:04.513 | 9 - 1:03.539 | |
| 5 - 1:05.306 | 10 - 1:03.628 | |

Weather/Track: Cloud /Dry

www.mstworld.com

Page 1 of 4

Brands Hatch
Circuit Length = 1.1990 miles.
Start: 10:40 End: 10:51

Printed - 10:55 Saturday, 11 September 2010

HSCC Historic Roadsports

QUALIFYING LAP ANALYSIS - RACE 6 - Brands Hatch - 11 September 2010

(contd.)

| | | |
|--------------|-----------------------|--------------------------|
| 36 | Frazer GIBNEY | Lotus Elan S1 |
| 1 - X:00.000 | 6 - 1:00.334 | 11 - 58.865 |
| 2 - 1:02.721 | 7 - 59.466 | 12 - 58.185 |
| 3 - 1:01.240 | 8 - 1:00.818 | |
| 4 - 1:01.780 | 9 - 58.226 | |
| 5 - 1:00.248 | 10 - 59.224 | |
| 45 | Johan DENEKAMP | Alfa Romeo GTV |
| 1 - X:00.000 | 6 - 1:05.784 | 11 - 1:05.091 |
| 2 - 1:09.622 | 7 - 1:08.082 | |
| 3 - 1:07.707 | 8 - 1:05.748 | |
| 4 - 1:06.382 | 9 - 1:05.601 | |
| 5 - 1:06.803 | 10 - 1:06.061 | |
| 46 | Paul TOOMS | Lotus Elan |
| 1 - X:00.000 | 6 - 59.994 | 11 - 57.659 |
| 2 - 1:00.165 | 7 - 57.360 | 12 - 57.959 |
| 3 - 58.704 | 8 - 58.619 | |
| 4 - 58.874 | 9 - 57.253 | |
| 5 - 59.073 | 10 - 58.176 | |
| 61 | Geoff SIZZEY | Turner Mk 3 |
| 1 - X:00.000 | 6 - 1:02.031 | 11 - 1:03.068 |
| 2 - 1:13.639 | 7 - 1:03.811 | |
| 3 - 1:07.565 | 8 - 1:02.380 | |
| 4 - 1:09.959 | 9 - 1:01.007 | |
| 5 - 1:01.671 | 10 - 1:01.646 | |
| 63 | Colin SHARP | Triumph TR5 |
| 1 - X:00.000 | 6 - 1:00.955 | 11 - 1:00.674 |
| 2 - 1:03.744 | 7 - 1:00.918 | 12 - 59.807 |
| 3 - 1:02.207 | 8 - 1:00.568 | |
| 4 - 1:01.671 | 9 - 1:00.258 | |
| 5 - 1:01.992 | 10 - 1:00.650 | |
| 67 | Graham OAKINS | Alfa Romeo Giulia Sprint |
| 1 - X:00.000 | 6 - 1:09.617 | |
| 2 - 1:12.335 | 7 - 1:10.266 | |
| 3 - 1:09.757 | 8 - 1:09.229 | |
| 4 - 1:09.402 | 9 - 1:08.711 | |
| 5 - 1:08.299 | 10 - 1:07.572 | |

Weather/Track: Cloud /Dry

www.mstworld.com

Page 2 of 4

Brands Hatch
Circuit Length = 1.1990 miles.
Start: 10:40 End: 10:51

Printed - 10:55 Saturday, 11 September 2010

HSCC Historic Roadsports

QUALIFYING LAP ANALYSIS - RACE 6 - Brands Hatch - 11 September 2010

(contd.)

| | | |
|--------------|-------------------------|--------------------|
| 69 | Andy SHEPHERD | Lotus Seven S2 |
| 1 - X:00.000 | 6 - 57.511 | 11 - 57.742 |
| 2 - 1:03.439 | 7 - 57.628 | 12 - 59.244 |
| 3 - 1:01.373 | 8 - 1:01.967 | |
| 4 - 1:02.050 | 9 - 58.581 | |
| 5 - 58.647 | 10 - 58.099 | |
| 71 | Dick COFFEY | Turner Mk1 |
| 1 - X:00.000 | 6 - 1:01.444 | 11 - 59.566 |
| 2 - 1:03.244 | 7 - 1:01.034 | 12 - 59.568 |
| 3 - 1:02.331 | 8 - 1:00.146 | |
| 4 - 1:02.642 | 9 - 59.323 | |
| 5 - 1:01.206 | 10 - 1:01.977 | |
| 72 | David GATHERCOLE | Lotus Elan Plus 2 |
| 1 - X:00.000 | 6 - 58.327 | 11 - 57.881 |
| 2 - 1:02.095 | 7 - 58.223 | 12 - 58.134 |
| 3 - 59.824 | 8 - 58.800 | |
| 4 - 1:00.569 | 9 - 59.078 | |
| 5 - 1:01.599 | 10 - 58.109 | |
| 83 | Daniel WOOD | JWF Italia |
| 1 - X:00.000 | | |
| 88 | Paul BROWN | MG BGT |
| 1 - X:00.000 | 6 - 1:07.362 | |
| 2 - 1:10.915 | 7 - 1:08.904 | |
| 3 - 1:11.083 | 8 - 1:08.072 | |
| 4 - 1:09.877 | 9 - 1:07.014 | |
| 5 - 1:08.969 | 10 - 1:07.231 | |
| 90 | Robi BERNBERG | Porsche 911 |
| 1 - X:00.000 | 6 - 1:01.788 | 11 - 1:00.575 |
| 2 - 1:04.585 | 7 - 1:01.208 | |
| 3 - 1:03.351 | 8 - 1:00.863 | |
| 4 - 1:01.216 | 9 - 1:00.365 | |
| 5 - 1:02.216 | 10 - 1:01.085 | |

Weather/Track: Cloud /Dry

www.mstworld.com

Page 3 of 4

Brands Hatch
Circuit Length = 1.1990 miles.
Start: 10:40 End: 10:51

Printed - 10:55 Saturday, 11 September 2010

HSCC Historic Roadsports

QUALIFYING LAP ANALYSIS - RACE 6 - Brands Hatch - 11 September 2010

(contd.)

| | | |
|--------------|-----------------------|----------------------|
| 91 | Richard OWEN | Triumph TR2 |
| 1 - X:00.000 | 6 - 1:05.994 | 11 - 1:03.527 |
| 2 - 1:10.983 | 7 - 1:07.525 | |
| 3 - 1:09.248 | 8 - 1:07.284 | |
| 4 - 1:06.034 | 9 - 1:05.459 | |
| 5 - 1:05.403 | 10 - 1:03.873 | |
| 93 | Glynn EVANS | Porsche 911 |
| 1 - X:00.000 | 6 - 1:04.133 | 11 - 1:02.670 |
| 2 - 1:06.752 | 7 - 1:04.104 | |
| 3 - 1:04.925 | 8 - 1:02.884 | |
| 4 - 1:04.927 | 9 - 1:02.742 | |
| 5 - 1:04.152 | 10 - 1:03.982 | |
| 172 | Jim GATHERCOLE | MG Midget |
| 1 - X:00.000 | 6 - 1:01.911 | 11 - 1:01.016 |
| 2 - 1:03.269 | 7 - 1:00.401 | |
| 3 - 1:01.941 | 8 - 1:00.467 | |
| 4 - 1:02.382 | 9 - 1:00.841 | |
| 5 - 1:02.764 | 10 - 1:01.914 | |

Weather/Track: Cloud /Dry

www.mstworld.com


Page 4 of 4

Brands Hatch
Circuit Length = 1.1990 miles.
Start: 10:40 End: 10:51

Printed - 10:55 Saturday, 11 September 2010

HSCC Historic Roadsports

GRID FOR RACE 6 - Brands Hatch - 11 September 2010

| | | | | |
|---|-----|------------|----|------------|
| ROW 11 | 83 | WOOD | | |
| ROW 10 | 88 | BROWN | 67 | OAKINS |
| ROW 9 | 91 | OWEN | 45 | DENEKAMP |
| ROW 8 | 31 | BURFORD | 17 | SIMMONDS |
| ROW 7 | 13 | FORWARD | 93 | EVANS |
| ROW 6 | 61 | SIZZEY | 6 | KENNEDY |
| ROW 5 | 172 | GATHERCOLE | 15 | EAGLES |
| ROW 4 | 63 | SHARP | 90 | BERNBERG |
| ROW 3 | 36 | GIBNEY | 71 | COFFEY |
| ROW 2 | 69 | SHEPHERD | 72 | GATHERCOLE |
| ROW 1 | 5 | RANDALL | 46 | TOOMS |
| POLE | | | | |
|  | | | | |

CAR 83 - 1 LAP ONLY

Weather/Track: Cloud /Dry

These results are provisional until the conclusion of any judicial and technical matters.

Brands Hatch

Circuit Length = 1.1990 miles.

Start: 10:40 End: 10:51

Clerk of the Course:

Timekeeper:

HSCC Historic Roadsports

RACE 6 - CLASSIFICATION - Brands Hatch - 11 September 2010

| POS | NO | CL | DRIVER | NAT | CAR | TIME | LAPS | GAP | MPH | BEST |
|-----|----|----|------------------|-----|-------------------------------|-----------|------|----------|-------|----------|
| 1 | 46 | C | Paul TOOMS | | Lotus Elan | 20:19.168 | 17 | | 60.24 | 1:03.428 |
| 2 | 72 | C | David GATHERCOLE | | Lotus Elan Plus 2 | 20:20.290 | 17 | 1.122 | 60.18 | 1:03.538 |
| 3 | 5 | C | Dave RANDALL | | Ginetta G4 | 20:24.137 | 17 | 4.969 | 59.99 | 1:03.848 |
| 4 | 90 | D | Robi BERNBERG | | Porsche 911 | 20:40.800 | 17 | 21.632 | 59.19 | 1:06.072 |
| 5 | 63 | B | Colin SHARP | | Triumph TR5 | 20:42.380 | 17 | 23.212 | 59.11 | 1:05.481 |
| 6 | 69 | C | Andy SHEPHERD | | Lotus Seven S2 | 20:43.257 | 17 | 24.089 | 59.07 | 1:05.739 |
| 7 | 93 | D | Glynn EVANS | | Porsche 911 | 20:49.835 | 17 | 30.667 | 58.76 | 1:06.823 |
| 8 | 13 | D | Dean FORWARD | | Alfa Romeo Giulia Sprint GT | 20:51.668 | 17 | 32.500 | 58.67 | 1:06.763 |
| 9 | 71 | E | Dick COFFEY | | Turner Mk1 | 20:52.916 | 17 | 33.748 | 58.61 | 1:07.176 |
| 10 | 17 | A | Adam SIMMONDS | | Ford Mustang | 20:53.527 | 17 | 34.359 | 58.59 | 1:06.067 |
| 11 | 61 | C | Geoff SIZZEY | | Turner Mk 3 | 20:55.833 | 17 | 36.665 | 58.48 | 1:07.091 |
| 12 | 31 | E | Ian BURFORD | | MG Lenham le Mans Le Mans cou | 21:05.721 | 17 | 46.553 | 58.02 | 1:08.096 |
| 13 | 91 | F | Richard OWEN | | Triumph TR2 | 21:13.302 | 17 | 54.134 | 57.68 | 1:09.264 |
| 14 | 45 | D | Johan DENEKAMP | | Alfa Romeo GTV | 21:23.352 | 17 | 1:04.184 | 57.22 | 1:10.708 |
| 15 | 83 | F | Daniel WOOD | | JWF Italia | 21:23.895 | 17 | 1:04.727 | 57.20 | 1:10.503 |
| 16 | 88 | D | Paul BROWN | | MG BGT | 21:25.745 | 17 | 1:06.577 | 57.12 | 1:10.373 |

NOT CLASSIFIED

| | | | | | | | | | |
|-----|---|----------------|--|--------------------------|-----------|---|--------|-------|----------|
| 36 | C | Frazer GIBNEY | | Lotus Elan S1 | 14:50.671 | 8 | D.N.F. | 38.84 | 1:08.549 |
| 67 | D | Graham OAKINS | | Alfa Romeo Guilia Sprint | 9:22.727 | 7 | D.N.F. | 53.80 | 1:13.267 |
| 15 | B | Mike EAGLES | | Milano GT Mk1 | 5:52.183 | 5 | D.N.F. | 61.46 | 1:07.715 |
| 172 | E | Jim GATHERCOLE | | MG Midget | 5:38.441 | 3 | D.N.F. | 38.45 | 1:13.413 |

FASTEST LAP

| | | | | | | | | |
|----|---|---------------|--|--------------|----------|----|----------|-----------|
| 46 | C | Paul TOOMS | | Lotus Elan | 1:03.428 | 16 | 68.05mph | 109.51kph |
| 63 | B | Colin SHARP | | Triumph TR5 | 1:05.481 | 12 | 65.91mph | 106.08kph |
| 17 | A | Adam SIMMONDS | | Ford Mustang | 1:06.067 | 16 | 65.33mph | 105.14kph |
| 90 | D | Robi BERNBERG | | Porsche 911 | 1:06.072 | 11 | 65.32mph | 105.13kph |
| 71 | E | Dick COFFEY | | Turner Mk1 | 1:07.176 | 17 | 64.25mph | 103.40kph |
| 91 | F | Richard OWEN | | Triumph TR2 | 1:09.264 | 17 | 62.31mph | 100.29kph |

Weather/Track: Drizzle /Wet

These results are provisional until the conclusion of any judicial and technical matters.

Brands Hatch

Circuit Length = 1.1990 miles.

Start: 15:51 End: 16:12

Clerk of the Course:

Timekeeper:

HSCC Historic Roadsports

RACE 6 - LAP ANALYSIS - Brands Hatch - 11 September 2010

| | | | |
|---------------------|----------------------|---------------------------------|----------------------|
| 5 | Dave RANDALL | Ginetta G4 | |
| 1 - 1:14.187 | 6 - 1:05.573 | 11 - 1:03.848 | 16 - 1:04.300 |
| 2 - 1:05.140 | 7 - 1:05.386 | 12 - 1:05.009 | 17 - 1:04.102 |
| 3 - 1:04.475 | 8 - 1:32.448 | 13 - 1:04.112 | |
| 4 - 1:04.622 | 9 - 1:55.843 | 14 - 1:04.294 | |
| 5 - 1:11.429 | 10 - 1:35.301 | 15 - 1:04.068 | |
| 13 | Dean FORWARD | Alfa Romeo Giulia Sprint GT | |
| 1 - 1:21.775 | 6 - 1:07.988 | 11 - 1:07.600 | 16 - 1:07.268 |
| 2 - 1:08.508 | 7 - 1:10.901 | 12 - 1:07.236 | 17 - 1:06.763 |
| 3 - 1:08.824 | 8 - 1:16.898 | 13 - 1:07.352 | |
| 4 - 1:08.388 | 9 - 1:55.156 | 14 - 1:07.697 | |
| 5 - 1:08.949 | 10 - 1:32.361 | 15 - 1:08.004 | |
| 15 | Mike EAGLES | Milano GT Mk1 | |
| 1 - 1:19.665 | | | |
| 2 - 1:08.164 | | | |
| 3 - 1:07.715 | | | |
| 4 - 1:08.336 | | | |
| 5 - 1:08.303 | | | |
| 17 | Adam SIMMONDS | Ford Mustang | |
| 1 - 1:25.773 | 6 - 1:09.412 | 11 - 1:07.781 | 16 - 1:06.067 |
| 2 - 1:10.459 | 7 - 1:10.640 | 12 - 1:07.245 | 17 - 1:06.480 |
| 3 - 1:09.890 | 8 - 1:15.708 | 13 - 1:07.086 | |
| 4 - 1:07.798 | 9 - 1:51.326 | 14 - 1:08.937 | |
| 5 - 1:08.021 | 10 - 1:34.513 | 15 - 1:06.391 | |
| 31 | Ian BURFORD | MG Lenham le Mans Le Mans coupe | |
| 1 - 1:24.105 | 6 - 1:11.041 | 11 - 1:09.848 | 16 - 1:08.502 |
| 2 - 1:10.995 | 7 - 1:11.815 | 12 - 1:08.096 | 17 - 1:08.792 |
| 3 - 1:10.735 | 8 - 1:15.434 | 13 - 1:08.913 | |
| 4 - 1:11.399 | 9 - 1:43.829 | 14 - 1:08.312 | |
| 5 - 1:10.219 | 10 - 1:34.696 | 15 - 1:08.990 | |
| 36 | Frazer GIBNEY | Lotus Elan S1 | |
| 1 - 1:16.658 | 6 - 6:33.305 | | |
| 2 - 1:08.549 | 7 - 1:14.745 | | |
| 3 - 1:08.759 | 8 - 1:10.708 | | |
| 4 - 1:08.924 | | | |
| 5 - 1:09.023 | | | |

Weather/Track: Drizzle /Wet

HSCC Historic Roadsports

RACE 6 - LAP ANALYSIS - Brands Hatch - 11 September 2010

(contd.)

| | | | |
|---------------------|-----------------------|--------------------------|----------------------|
| 45 | Johan DENEKAMP | Alfa Romeo GTV | |
| 1 - 1:27.031 | 6 - 1:12.337 | 11 - 1:11.207 | 16 - 1:10.708 |
| 2 - 1:12.314 | 7 - 1:14.515 | 12 - 1:10.719 | 17 - 1:11.114 |
| 3 - 1:12.555 | 8 - 1:16.939 | 13 - 1:10.751 | |
| 4 - 1:13.649 | 9 - 1:30.457 | 14 - 1:11.389 | |
| 5 - 1:11.829 | 10 - 1:35.030 | 15 - 1:10.808 | |
| 46 | Paul TOOMS | Lotus Elan | |
| 1 - 1:12.410 | 6 - 1:04.051 | 11 - 1:04.325 | 16 - 1:03.428 |
| 2 - 1:05.330 | 7 - 1:05.604 | 12 - 1:03.508 | 17 - 1:04.220 |
| 3 - 1:05.260 | 8 - 1:38.962 | 13 - 1:04.346 | |
| 4 - 1:04.537 | 9 - 1:56.842 | 14 - 1:03.837 | |
| 5 - 1:05.107 | 10 - 1:33.824 | 15 - 1:03.577 | |
| 61 | Geoff SIZZEY | Turner Mk 3 | |
| 1 - 1:21.556 | 6 - 1:08.400 | 11 - 1:08.584 | 16 - 1:07.848 |
| 2 - 1:09.742 | 7 - 1:13.811 | 12 - 1:07.829 | 17 - 1:07.091 |
| 3 - 1:08.796 | 8 - 1:15.933 | 13 - 1:07.585 | |
| 4 - 1:08.652 | 9 - 1:52.649 | 14 - 1:07.448 | |
| 5 - 1:08.638 | 10 - 1:33.440 | 15 - 1:07.831 | |
| 63 | Colin SHARP | Triumph TR5 | |
| 1 - 1:20.079 | 6 - 1:08.067 | 11 - 1:07.206 | 16 - 1:06.906 |
| 2 - 1:08.833 | 7 - 1:08.654 | 12 - 1:05.481 | 17 - 1:06.060 |
| 3 - 1:09.125 | 8 - 1:20.021 | 13 - 1:06.095 | |
| 4 - 1:07.401 | 9 - 1:55.890 | 14 - 1:06.924 | |
| 5 - 1:07.574 | 10 - 1:31.621 | 15 - 1:06.443 | |
| 67 | Graham OAKINS | Alfa Romeo Giulia Sprint | |
| 1 - 1:29.327 | 6 - 1:19.087 | | |
| 2 - 1:14.214 | 7 - 1:36.100 | | |
| 3 - 1:14.821 | | | |
| 4 - 1:15.911 | | | |
| 5 - 1:13.267 | | | |
| 69 | Andy SHEPHERD | Lotus Seven S2 | |
| 1 - 1:18.302 | 6 - 1:06.634 | 11 - 1:06.805 | 16 - 1:07.302 |
| 2 - 1:07.244 | 7 - 1:09.267 | 12 - 1:05.927 | 17 - 1:06.280 |
| 3 - 1:06.338 | 8 - 1:25.264 | 13 - 1:06.953 | |
| 4 - 1:06.200 | 9 - 1:55.308 | 14 - 1:05.739 | |
| 5 - 1:07.319 | 10 - 1:34.123 | 15 - 1:08.252 | |

Weather/Track: Drizzle /Wet

www.mstworld.com

Page 2 of 4

Brands Hatch
Circuit Length = 1.1990 miles.
Start: 15:51 End: 16:12

Printed - 16:14 Saturday, 11 September 2010

HSCC Historic Roadsports

RACE 6 - LAP ANALYSIS - Brands Hatch - 11 September 2010

(contd.)

| | | | |
|--------------|-------------------------|----------------------|----------------------|
| 71 | Dick COFFEY | Turner Mk1 | |
| 1 - 1:18.418 | 6 - 1:08.233 | 11 - 1:07.647 | 16 - 1:08.411 |
| 2 - 1:09.394 | 7 - 1:11.049 | 12 - 1:07.624 | 17 - 1:07.176 |
| 3 - 1:10.473 | 8 - 1:16.000 | 13 - 1:07.354 | |
| 4 - 1:08.854 | 9 - 1:55.693 | 14 - 1:07.544 | |
| 5 - 1:08.383 | 10 - 1:32.506 | 15 - 1:08.157 | |
| 72 | David GATHERCOLE | Lotus Elan Plus 2 | |
| 1 - 1:12.598 | 6 - 1:04.900 | 11 - 1:03.914 | 16 - 1:04.494 |
| 2 - 1:04.285 | 7 - 1:05.154 | 12 - 1:03.718 | 17 - 1:04.735 |
| 3 - 1:04.527 | 8 - 1:39.690 | 13 - 1:04.432 | |
| 4 - 1:04.003 | 9 - 1:56.910 | 14 - 1:03.538 | |
| 5 - 1:04.412 | 10 - 1:35.377 | 15 - 1:03.603 | |
| 83 | Daniel WOOD | JWF Italia | |
| 1 - 1:28.610 | 6 - 1:13.502 | 11 - 1:11.430 | 16 - 1:10.616 |
| 2 - 1:12.189 | 7 - 1:20.837 | 12 - 1:11.103 | 17 - 1:11.043 |
| 3 - 1:12.163 | 8 - 1:17.037 | 13 - 1:10.503 | |
| 4 - 1:13.065 | 9 - 1:22.797 | 14 - 1:10.509 | |
| 5 - 1:12.245 | 10 - 1:35.423 | 15 - 1:10.823 | |
| 88 | Paul BROWN | MG BGT | |
| 1 - 1:26.477 | 6 - 1:11.964 | 11 - 1:10.960 | 16 - 1:10.394 |
| 2 - 1:11.758 | 7 - 1:24.625 | 12 - 1:12.154 | 17 - 1:11.381 |
| 3 - 1:13.066 | 8 - 1:16.936 | 13 - 1:10.984 | |
| 4 - 1:16.443 | 9 - 1:21.043 | 14 - 1:10.373 | |
| 5 - 1:10.949 | 10 - 1:35.528 | 15 - 1:10.710 | |
| 90 | Robi BERNBERG | Porsche 911 | |
| 1 - 1:14.241 | 6 - 1:06.991 | 11 - 1:06.072 | 16 - 1:06.352 |
| 2 - 1:06.752 | 7 - 1:07.383 | 12 - 1:06.631 | 17 - 1:06.839 |
| 3 - 1:06.967 | 8 - 1:28.718 | 13 - 1:06.130 | |
| 4 - 1:06.672 | 9 - 1:55.335 | 14 - 1:06.873 | |
| 5 - 1:07.398 | 10 - 1:34.484 | 15 - 1:06.962 | |
| 91 | Richard OWEN | Triumph TR2 | |
| 1 - 1:25.107 | 6 - 1:10.952 | 11 - 1:10.336 | 16 - 1:09.765 |
| 2 - 1:11.060 | 7 - 1:12.760 | 12 - 1:09.272 | 17 - 1:09.264 |
| 3 - 1:12.382 | 8 - 1:14.018 | 13 - 1:09.811 | |
| 4 - 1:10.620 | 9 - 1:43.387 | 14 - 1:09.373 | |
| 5 - 1:10.662 | 10 - 1:34.031 | 15 - 1:10.502 | |

Weather/Track: Drizzle /Wet

HSCC Historic Roadsports

RACE 6 - LAP ANALYSIS - Brands Hatch - 11 September 2010

(contd.)

| | | | |
|---------------------|-----------------------|---------------|----------------------|
| 93 | Glynn EVANS | Porsche 911 | |
| 1 - 1:19.242 | 6 - 1:07.612 | 11 - 1:08.493 | 16 - 1:07.278 |
| 2 - 1:09.412 | 7 - 1:08.847 | 12 - 1:07.099 | 17 - 1:06.823 |
| 3 - 1:07.672 | 8 - 1:19.469 | 13 - 1:08.099 | |
| 4 - 1:08.272 | 9 - 1:56.100 | 14 - 1:07.783 | |
| 5 - 1:07.940 | 10 - 1:32.458 | 15 - 1:07.236 | |
| 172 | Jim GATHERCOLE | MG Midget | |
| 1 - 1:21.788 | | | |
| 2 - 1:13.413 | | | |
| 3 - 3:03.240P | | | |

Weather/Track: Drizzle /Wet

www.mstworld.com

Page 4 of 4

Brands Hatch
Circuit Length = 1.1990 miles.
Start: 15:51 End: 16:12

Printed - 16:14 Saturday, 11 September 2010

HSCC Historic Roadsports

RACE 6 - LAP CHART - Brands Hatch - 11 September 2010

| Lap 1 | | | Lap 2 | | | Lap 3 | | | Lap 4 | | | Lap 5 | | |
|-------|--------|----------|-------|--------|----------|-------|--------|----------|-------|--------|----------|-------|--------|-----------|
| No | Behind | Laptime | No | Behind | Laptime | No | Behind | Laptime | No | Behind | Laptime | No | Behind | Laptime |
| 46 | | 1:12.410 | 72 | | 1:04.285 | 72 | | 1:04.527 | 72 | | 1:04.003 | 72 | | 1:04.412 |
| 72 | 0.188 | 1:12.598 | 46 | 0.857 | 1:05.330 | 46 | 1.590 | 1:05.260 | 46 | 2.124 | 1:04.537 | 46 | 2.819 | 1:05.107 |
| 5 | 1.777 | 1:14.187 | 5 | 2.444 | 1:05.140 | 5 | 2.392 | 1:04.475 | 5 | 3.011 | 1:04.622 | 172 | 2 LAPS | 3:03.240P |
| 90 | 1.831 | 1:14.241 | 90 | 4.110 | 1:06.752 | 90 | 6.550 | 1:06.967 | 90 | 9.219 | 1:06.672 | 5 | 10.028 | 1:11.429 |
| 36 | 4.248 | 1:16.658 | 36 | 8.324 | 1:08.549 | 69 | 10.474 | 1:06.338 | 69 | 12.671 | 1:06.200 | 90 | 12.205 | 1:07.398 |
| 69 | 5.892 | 1:18.302 | 69 | 8.663 | 1:07.244 | 36 | 12.556 | 1:08.759 | 36 | 17.477 | 1:08.924 | 69 | 15.578 | 1:07.319 |
| 71 | 6.008 | 1:18.418 | 71 | 10.929 | 1:09.394 | 15 | 14.134 | 1:07.715 | 15 | 18.467 | 1:08.336 | 36 | 22.088 | 1:09.023 |
| 93 | 6.832 | 1:19.242 | 15 | 10.946 | 1:08.164 | 93 | 14.916 | 1:07.672 | 93 | 19.185 | 1:08.272 | 15 | 22.358 | 1:08.303 |
| 15 | 7.255 | 1:19.665 | 93 | 11.771 | 1:09.412 | 63 | 16.627 | 1:09.125 | 63 | 20.025 | 1:07.401 | 93 | 22.713 | 1:07.940 |
| 63 | 7.669 | 1:20.079 | 63 | 12.029 | 1:08.833 | 71 | 16.875 | 1:10.473 | 71 | 21.726 | 1:08.854 | 63 | 23.187 | 1:07.574 |
| 61 | 9.146 | 1:21.556 | 13 | 13.400 | 1:08.508 | 13 | 17.697 | 1:08.824 | 13 | 22.082 | 1:08.388 | 71 | 25.697 | 1:08.383 |
| 13 | 9.365 | 1:21.775 | 61 | 14.415 | 1:09.742 | 61 | 18.684 | 1:08.796 | 61 | 23.333 | 1:08.652 | 13 | 26.619 | 1:08.949 |
| 172 | 9.378 | 1:21.788 | 31 | 18.217 | 1:10.995 | 31 | 24.425 | 1:10.735 | 17 | 28.507 | 1:07.798 | 61 | 27.559 | 1:08.638 |
| 31 | 11.695 | 1:24.105 | 172 | 18.318 | 1:13.413 | 17 | 24.712 | 1:09.890 | 31 | 31.821 | 1:11.399 | 17 | 32.116 | 1:08.021 |
| 91 | 12.697 | 1:25.107 | 91 | 19.284 | 1:11.060 | 91 | 27.139 | 1:12.382 | 91 | 33.756 | 1:10.620 | 31 | 37.628 | 1:10.219 |
| 17 | 13.363 | 1:25.773 | 17 | 19.349 | 1:10.459 | 88 | 29.891 | 1:13.066 | 45 | 40.136 | 1:13.649 | 91 | 40.006 | 1:10.662 |
| 88 | 14.067 | 1:26.477 | 88 | 21.352 | 1:11.758 | 45 | 30.490 | 1:12.555 | 83 | 40.614 | 1:13.065 | 45 | 47.553 | 1:11.829 |
| 45 | 14.621 | 1:27.031 | 45 | 22.462 | 1:12.314 | 83 | 31.552 | 1:12.163 | 88 | 42.331 | 1:16.443 | 83 | 48.447 | 1:12.245 |
| 83 | 16.200 | 1:28.610 | 83 | 23.916 | 1:12.189 | 67 | 36.952 | 1:14.821 | 67 | 48.860 | 1:15.911 | 88 | 48.868 | 1:10.949 |
| 67 | 16.917 | 1:29.327 | 67 | 26.658 | 1:14.214 | | | | | | | 67 | 57.715 | 1:13.267 |

Weather/Track: Drizzle /Wet

www.mstworld.com

Page 1 of 4

Brands Hatch
Circuit Length = 1.1990 miles.
Start: 15:51 End: 16:12

Printed - 16:14 Saturday, 11 September 2010

HSCC Historic Roadsports

RACE 6 - LAP CHART - Brands Hatch - 11 September 2010

(contd.)

| Lap 6 | | | Lap 7 | | | Lap 8 | | | Lap 9 | | | Lap 10 | | |
|-------|--------|----------|-------|----------|----------|-------|--------|----------|-------|--------|----------|--------|--------|----------|
| No | Behind | Laptime | No | Behind | Laptime | No | Behind | Laptime | No | Behind | Laptime | No | Behind | Laptime |
| 72 | | 1:04.900 | 72 | | 1:05.154 | 72 | | 1:39.690 | 72 | | 1:56.910 | 72 | | 1:35.377 |
| 46 | 1.970 | 1:04.051 | 46 | 2.420 | 1:05.604 | 46 | 1.692 | 1:38.962 | 46 | 1.624 | 1:56.842 | 46 | 0.071 | 1:33.824 |
| 5 | 10.701 | 1:05.573 | 67 | 1 LAP | 1:19.087 | 67 | 1 LAP | 1:36.100 | 5 | 2.624 | 1:55.843 | 5 | 2.548 | 1:35.301 |
| 90 | 14.296 | 1:06.991 | 5 | 10.933 | 1:05.386 | 5 | 3.691 | 1:32.448 | 90 | 3.978 | 1:55.335 | 90 | 3.085 | 1:34.484 |
| 69 | 17.312 | 1:06.634 | 90 | 16.525 | 1:07.383 | 90 | 5.553 | 1:28.718 | 69 | 5.397 | 1:55.308 | 69 | 4.143 | 1:34.123 |
| 93 | 25.425 | 1:07.612 | 69 | 21.425 | 1:09.267 | 69 | 6.999 | 1:25.264 | 93 | 8.087 | 1:56.100 | 93 | 5.168 | 1:32.458 |
| 63 | 26.354 | 1:08.067 | 93 | 29.118 | 1:08.847 | 93 | 8.897 | 1:19.469 | 63 | 9.165 | 1:55.890 | 63 | 5.409 | 1:31.621 |
| 71 | 29.030 | 1:08.233 | 63 | 29.854 | 1:08.654 | 63 | 10.185 | 1:20.021 | 71 | 10.018 | 1:55.693 | 71 | 7.147 | 1:32.506 |
| 13 | 29.707 | 1:07.988 | 71 | 34.925 | 1:11.049 | 71 | 11.235 | 1:16.000 | 13 | 10.908 | 1:55.156 | 13 | 7.892 | 1:32.361 |
| 61 | 31.059 | 1:08.400 | 13 | 35.454 | 1:10.901 | 13 | 12.662 | 1:16.898 | 61 | 11.698 | 1:52.649 | 61 | 9.761 | 1:33.440 |
| 17 | 36.628 | 1:09.412 | 61 | 39.716 | 1:13.811 | 61 | 15.959 | 1:15.933 | 17 | 12.548 | 1:51.326 | 17 | 11.684 | 1:34.513 |
| 31 | 43.769 | 1:11.041 | 17 | 42.114 | 1:10.640 | 17 | 18.132 | 1:15.708 | 31 | 13.093 | 1:43.829 | 31 | 12.412 | 1:34.696 |
| 91 | 46.058 | 1:10.952 | 31 | 50.430 | 1:11.815 | 31 | 26.174 | 1:15.434 | 91 | 14.469 | 1:43.387 | 91 | 13.123 | 1:34.031 |
| 45 | 54.990 | 1:12.337 | 91 | 53.664 | 1:12.760 | 91 | 27.992 | 1:14.018 | 45 | 15.147 | 1:30.457 | 45 | 14.800 | 1:35.030 |
| 88 | 55.932 | 1:11.964 | 45 | 1:04.351 | 1:14.515 | 45 | 41.600 | 1:16.939 | 83 | 15.966 | 1:22.797 | 83 | 16.012 | 1:35.423 |
| 83 | 57.049 | 1:13.502 | 83 | 1:12.732 | 1:20.837 | 83 | 50.079 | 1:17.037 | 88 | 16.782 | 1:21.043 | 88 | 16.933 | 1:35.528 |
| | | | 88 | 1:15.403 | 1:24.625 | 88 | 52.649 | 1:16.936 | 36 | 3 LAPS | 6:33.305 | 36 | 3 LAPS | 1:14.745 |

Weather/Track: Drizzle /Wet

HSCC Historic Roadsports

RACE 6 - LAP CHART - Brands Hatch - 11 September 2010

(contd.)

| Lap 11 | | | Lap 12 | | | Lap 13 | | | Lap 14 | | | Lap 15 | | |
|--------|--------|----------|--------|--------|----------|--------|--------|----------|--------|--------|----------|--------|--------|----------|
| No | Behind | Laptime | No | Behind | Laptime | No | Behind | Laptime | No | Behind | Laptime | No | Behind | Laptime |
| 72 | | 1:03.914 | 72 | | 1:03.718 | 72 | | 1:04.432 | 72 | | 1:03.538 | 72 | | 1:03.603 |
| 46 | 0.482 | 1:04.325 | 46 | 0.272 | 1:03.508 | 46 | 0.186 | 1:04.346 | 46 | 0.485 | 1:03.837 | 46 | 0.459 | 1:03.577 |
| 5 | 2.482 | 1:03.848 | 5 | 3.773 | 1:05.009 | 5 | 3.453 | 1:04.112 | 5 | 4.209 | 1:04.294 | 5 | 4.674 | 1:04.068 |
| 90 | 5.243 | 1:06.072 | 90 | 8.156 | 1:06.631 | 90 | 9.854 | 1:06.130 | 90 | 13.189 | 1:06.873 | 90 | 16.548 | 1:06.962 |
| 69 | 7.034 | 1:06.805 | 69 | 9.243 | 1:05.927 | 69 | 11.764 | 1:06.953 | 69 | 13.965 | 1:05.739 | 63 | 18.353 | 1:06.443 |
| 63 | 8.701 | 1:07.206 | 63 | 10.464 | 1:05.481 | 63 | 12.127 | 1:06.095 | 63 | 15.513 | 1:06.924 | 69 | 18.614 | 1:08.252 |
| 93 | 9.747 | 1:08.493 | 93 | 13.128 | 1:07.099 | 93 | 16.795 | 1:08.099 | 93 | 21.040 | 1:07.783 | 93 | 24.673 | 1:07.236 |
| 71 | 10.880 | 1:07.647 | 71 | 14.786 | 1:07.624 | 71 | 17.708 | 1:07.354 | 71 | 21.714 | 1:07.544 | 71 | 26.268 | 1:08.157 |
| 13 | 11.578 | 1:07.600 | 13 | 15.096 | 1:07.236 | 13 | 18.016 | 1:07.352 | 13 | 22.175 | 1:07.697 | 13 | 26.576 | 1:08.004 |
| 61 | 14.431 | 1:08.584 | 61 | 18.542 | 1:07.829 | 61 | 21.695 | 1:07.585 | 61 | 25.605 | 1:07.448 | 61 | 29.833 | 1:07.831 |
| 17 | 15.551 | 1:07.781 | 17 | 19.078 | 1:07.245 | 17 | 21.732 | 1:07.086 | 17 | 27.131 | 1:08.937 | 17 | 29.919 | 1:06.391 |
| 31 | 18.346 | 1:09.848 | 31 | 22.724 | 1:08.096 | 31 | 27.205 | 1:08.913 | 31 | 31.979 | 1:08.312 | 31 | 37.366 | 1:08.990 |
| 91 | 19.545 | 1:10.336 | 91 | 25.099 | 1:09.272 | 91 | 30.478 | 1:09.811 | 91 | 36.313 | 1:09.373 | 91 | 43.212 | 1:10.502 |
| 45 | 22.093 | 1:11.207 | 45 | 29.094 | 1:10.719 | 45 | 35.413 | 1:10.751 | 45 | 43.264 | 1:11.389 | 45 | 50.469 | 1:10.808 |
| 83 | 23.528 | 1:11.430 | 83 | 30.913 | 1:11.103 | 83 | 36.984 | 1:10.503 | 83 | 43.955 | 1:10.509 | 83 | 51.175 | 1:10.823 |
| 88 | 23.979 | 1:10.960 | 88 | 32.415 | 1:12.154 | 88 | 38.967 | 1:10.984 | 88 | 45.802 | 1:10.373 | 88 | 52.909 | 1:10.710 |
| 36 | 3 LAPS | 1:10.708 | | | | | | | | | | | | |

Weather/Track: Drizzle /Wet

Brands Hatch
Circuit Length = 1.1990 miles.
Start: 15:51 End: 16:12

HSCC Historic Roadsports

RACE 6 - LAP CHART - Brands Hatch - 11 September 2010

(contd.)

| Lap 16 | | | Lap 17 | | | Lap 18 | | | Lap 19 | | | Lap 20 | | |
|--------|--------|----------|--------|----------|----------|--------|--------|---------|--------|--------|---------|--------|--------|---------|
| No | Behind | Laptime | No | Behind | Laptime | No | Behind | Laptime | No | Behind | Laptime | No | Behind | Laptime |
| 46 | | 1:03.428 | 46 | | 1:04.220 | | | | | | | | | |
| 72 | 0.607 | 1:04.494 | 72 | 1.122 | 1:04.735 | | | | | | | | | |
| 5 | 5.087 | 1:04.300 | 5 | 4.969 | 1:04.102 | | | | | | | | | |
| 90 | 19.013 | 1:06.352 | 90 | 21.632 | 1:06.839 | | | | | | | | | |
| 63 | 21.372 | 1:06.906 | 63 | 23.212 | 1:06.060 | | | | | | | | | |
| 69 | 22.029 | 1:07.302 | 69 | 24.089 | 1:06.280 | | | | | | | | | |
| 93 | 28.064 | 1:07.278 | 93 | 30.667 | 1:06.823 | | | | | | | | | |
| 13 | 29.957 | 1:07.268 | 13 | 32.500 | 1:06.763 | | | | | | | | | |
| 71 | 30.792 | 1:08.411 | 71 | 33.748 | 1:07.176 | | | | | | | | | |
| 17 | 32.099 | 1:06.067 | 17 | 34.359 | 1:06.480 | | | | | | | | | |
| 61 | 33.794 | 1:07.848 | 61 | 36.665 | 1:07.091 | | | | | | | | | |
| 31 | 41.981 | 1:08.502 | 31 | 46.553 | 1:08.792 | | | | | | | | | |
| 91 | 49.090 | 1:09.765 | 91 | 54.134 | 1:09.264 | | | | | | | | | |
| 45 | 57.290 | 1:10.708 | 45 | 1:04.184 | 1:11.114 | | | | | | | | | |
| 83 | 57.904 | 1:10.616 | 83 | 1:04.727 | 1:11.043 | | | | | | | | | |
| 88 | 59.416 | 1:10.394 | 88 | 1:06.577 | 1:11.381 | | | | | | | | | |

Weather/Track: Drizzle /Wet

www.mstworld.com

Page 4 of 4

Brands Hatch
Circuit Length = 1.1990 miles.
Start: 15:51 End: 16:12

Printed - 16:14 Saturday, 11 September 2010

Classic Formula 3

QUALIFYING - RACE 7 - Brands Hatch - 11 September 2010

| POS | NO | CL | DRIVER | NAT | CAR | TIME | LAPS | GAP | MPH |
|-----|----|----|------------------------|-----|--------------------|----------|------|-------|-------|
| 1 | 2 | A | Benn SIMMS | | March 803B | 56.621 | 13 | | 76.23 |
| 2 | 66 | A | Simon HADFIELD | | March 743 | 56.805 | 12 | 0.184 | 75.98 |
| 3 | 58 | A | Pat GORMLEY | | Safir RJ03 | 57.402 | 11 | 0.781 | 75.19 |
| 4 | 82 | B | Paul SMITH | | Martini MK31 | 58.189 | 12 | 1.568 | 74.17 |
| 5 | 70 | A | Marcus MUSSA | | Modus M1 | 58.644 | 12 | 2.023 | 73.60 |
| 6 | 3 | A | Jamie BRASHAW | | March 793 | 58.733 | 12 | 2.112 | 73.49 |
| 7 | 4 | A | Paul CAMPFIELD | | March 803 | 59.034 | 12 | 2.413 | 73.11 |
| 8 | 24 | A | Wil ARIF | | Royale RP27 | 59.207 | 12 | 2.586 | 72.90 |
| 9 | 38 | A | Hugh PRICE | | Chevron B38 | 59.596 | 12 | 2.975 | 72.42 |
| 10 | 63 | A | Matthew STURMER | | Van Diemen GRD 376 | 59.747 | 12 | 3.126 | 72.24 |
| 11 | 65 | C | Peter DENHAM | | Reynard SF78 | 59.806 | 12 | 3.185 | 72.17 |
| 12 | 20 | A | David CLARK | | Argo JM6 | 1:00.364 | 12 | 3.743 | 71.50 |
| 13 | 42 | A | Tom THORNTON | | Argo JM3 | 1:01.046 | 10 | 4.425 | 70.70 |
| 14 | 18 | A | Paul DIBDEN | | Ralt RT1 | 1:01.941 | 11 | 5.320 | 69.68 |
| 15 | 69 | B | Albert CLEMENTS | | Lotus 69 | 1:02.635 | 10 | 6.014 | 68.91 |
| 16 | 52 | A | James PARSONS | | March 803B | 1:02.950 | 11 | 6.329 | 68.56 |
| 17 | 29 | A | Jonathan PRICE | | March 783 | 1:03.204 | 7 | 6.583 | 68.29 |
| 18 | 55 | A | Bruce BARTELL | | Chevron B34 | 1:03.324 | 10 | 6.703 | 68.16 |
| 19 | 21 | B | Neil BOWMAN | | Merlyn MK21 | 1:03.454 | 11 | 6.833 | 68.02 |
| 20 | 31 | C | Derek WATLING | | Royale RP27 | 1:03.515 | 11 | 6.894 | 67.95 |
| 21 | 19 | C | Robert TUSTING | | Delta T79 | 1:03.819 | 11 | 7.198 | 67.63 |
| 22 | 10 | A | Mark HULME | | Toj-Modus M1 | 1:05.470 | 10 | 8.849 | 65.92 |

Weather/Track: Drizzle /Damp

These results are provisional until the conclusion of any judicial and technical matters.

Brands Hatch

Circuit Length = 1.1990 miles.

Start: 11:02 End: 11:18

Clerk of the Course:

Timekeeper:

Classic Formula 3

QUALIFYING LAP ANALYSIS - RACE 7 - Brands Hatch - 11 September 2010

| | | |
|-------------------|-----------------------|--------------------|
| 2 | Benn SIMMS | March 803B |
| 1 - X:00.000 | 6 - 5:33.925P | 11 - 57.528 |
| 2 - 56.621 | 7 - 1:04.208 | 12 - 57.823 |
| 3 - 56.961 | 8 - 59.174 | 13 - 58.001 |
| 4 - 58.093 | 9 - 58.696 | |
| 5 - 57.041 | 10 - 57.527 | |
| 3 | Jamie BRASHAW | March 793 |
| 1 - X:00.000 | 6 - 1:08.763 | 11 - 58.733 |
| 2 - 1:03.181 | 7 - 1:00.313 | 12 - 1:00.978 |
| 3 - 1:04.041 | 8 - 59.795 | |
| 4 - 1:01.432 | 9 - 59.959 | |
| 5 - 5:35.453P | 10 - 59.750 | |
| 4 | Paul CAMPFIELD | March 803 |
| 1 - X:00.000 | 6 - 1:10.875 | 11 - 59.034 |
| 2 - 1:05.677 | 7 - 1:01.246 | 12 - 59.088 |
| 3 - 1:03.031 | 8 - 1:01.705 | |
| 4 - 1:02.307 | 9 - 1:00.412 | |
| 5 - 5:40.082P | 10 - 1:00.120 | |
| 10 | Mark HULME | Toj-Modus M1 |
| 1 - X:00.000 | 6 - 1:06.062 | |
| 2 - 1:14.714 | 7 - 1:06.056 | |
| 3 - 1:11.350 | 8 - 1:05.470 | |
| 4 - 6:22.049P | 9 - 1:06.766 | |
| 5 - 1:15.383 | 10 - 1:32.979 | |
| 18 | Paul DIBDEN | Ralt RT1 |
| 1 - X:00.000 | 6 - 1:14.894 | 11 - 1:02.364 |
| 2 - 1:05.307 | 7 - 1:04.530 | |
| 3 - 1:05.306 | 8 - 1:02.414 | |
| 4 - 1:03.089 | 9 - 1:03.530 | |
| 5 - 5:40.809P | 10 - 1:01.941 | |
| 19 | Robert TUSTING | Delta T79 |
| 1 - X:00.000 | 6 - 1:18.936 | 11 - 1:04.180 |
| 2 - 1:04.698 | 7 - 1:07.804 | |
| 3 - 1:03.844 | 8 - 1:07.717 | |
| 4 - 1:04.635 | 9 - 1:05.425 | |
| 5 - 6:11.049P | 10 - 1:03.819 | |

Weather/Track: Drizzle /Damp

www.mstworld.com

Page 1 of 4

Brands Hatch
Circuit Length = 1.1990 miles.
Start: 11:02 End: 11:18

Printed - 11:44 Saturday, 11 September 2010

Classic Formula 3

QUALIFYING LAP ANALYSIS - RACE 7 - Brands Hatch - 11 September 2010

(contd.)

| | | |
|---------------------|-----------------------|----------------------|
| 20 | David CLARK | Argo JM6 |
| 1 - X:00.000 | 6 - 1:12.078 | 11 - 1:00.432 |
| 2 - 1:04.061 | 7 - 1:02.432 | 12 - 1:00.803 |
| 3 - 1:05.794 | 8 - 1:02.348 | |
| 4 - 1:04.615 | 9 - 1:01.395 | |
| 5 - 5:32.319P | 10 - 1:00.364 | |
| 21 | Neil BOWMAN | Merlyn MK21 |
| 1 - X:00.000 | 6 - 1:17.004 | 11 - 1:03.454 |
| 2 - 1:05.037 | 7 - 1:06.106 | |
| 3 - 1:06.614 | 8 - 1:05.051 | |
| 4 - 1:08.584 | 9 - 1:04.353 | |
| 5 - 5:32.702P | 10 - 1:09.944 | |
| 24 | Wil ARIF | Royale RP27 |
| 1 - X:00.000 | 6 - 1:11.652 | 11 - 59.539 |
| 2 - 1:05.120 | 7 - 1:01.238 | 12 - 59.207 |
| 3 - 1:09.436 | 8 - 1:01.558 | |
| 4 - 1:04.723 | 9 - 1:00.260 | |
| 5 - 5:43.659P | 10 - 59.239 | |
| 29 | Jonathan PRICE | March 783 |
| 1 - X:00.000 | 6 - 1:06.264 | |
| 2 - 1:04.868 | 7 - 1:03.204 | |
| 3 - X:00.000P | | |
| 4 - 1:12.609 | | |
| 5 - 1:07.044 | | |
| 31 | Derek WATLING | Royale RP27 |
| 1 - X:00.000 | 6 - 1:16.822 | 11 - 1:05.180 |
| 2 - 1:03.515 | 7 - 1:03.595 | |
| 3 - 1:05.564 | 8 - 1:04.692 | |
| 4 - 1:03.620 | 9 - 1:28.161 | |
| 5 - 5:31.417P | 10 - 1:04.198 | |
| 38 | Hugh PRICE | Chevron B38 |
| 1 - X:00.000 | 6 - 1:10.697 | 11 - 59.967 |
| 2 - 1:00.047 | 7 - 1:01.373 | 12 - 1:00.437 |
| 3 - 1:00.672 | 8 - 1:00.205 | |
| 4 - 1:00.275 | 9 - 59.596 | |
| 5 - 5:57.440P | 10 - 1:00.495 | |

Weather/Track: Drizzle /Damp

www.mstworld.com

Page 2 of 4

Brands Hatch
Circuit Length = 1.1990 miles.
Start: 11:02 End: 11:18

Printed - 11:44 Saturday, 11 September 2010

Classic Formula 3

QUALIFYING LAP ANALYSIS - RACE 7 - Brands Hatch - 11 September 2010

(contd.)

| | | |
|---------------|------------------------|--------------------|
| 42 | Tom THORNTON | Argo JM3 |
| 1 - X:00.000 | 6 - 1:02.738 | |
| 2 - 1:05.327 | 7 - 1:01.360 | |
| 3 - 1:38.314 | 8 - 1:02.424 | |
| 4 - 6:27.691P | 9 - 1:01.532 | |
| 5 - 1:10.040 | 10 - 1:01.046 | |
| 52 | James PARSONS | March 803B |
| 1 - X:00.000 | 6 - 1:11.873 | 11 - 1:03.774 |
| 2 - 1:06.065 | 7 - 1:05.255 | |
| 3 - 1:05.466 | 8 - 1:02.950 | |
| 4 - 1:04.582 | 9 - 1:03.730 | |
| 5 - 5:41.306P | 10 - 1:04.333 | |
| 55 | Bruce BARTELL | Chevron B34 |
| 1 - X:00.000 | 6 - 1:07.803 | |
| 2 - 1:05.042 | 7 - 1:06.230 | |
| 3 - 1:41.907 | 8 - 1:06.841 | |
| 4 - 6:17.025P | 9 - 1:03.441 | |
| 5 - 1:19.527 | 10 - 1:03.324 | |
| 58 | Pat GORMLEY | Safir RJ03 |
| 1 - X:00.000 | 6 - 1:05.672 | 11 - 58.202 |
| 2 - 58.896 | 7 - 57.864 | |
| 3 - 57.861 | 8 - 57.402 | |
| 4 - 1:01.477 | 9 - 1:00.535 | |
| 5 - 6:53.359P | 10 - 1:00.129 | |
| 63 | Matthew STURMER | Van Diemen GRD 376 |
| 1 - X:00.000 | 6 - 1:10.873 | 11 - 1:01.901 |
| 2 - 1:03.792 | 7 - 1:01.153 | 12 - 1:00.329 |
| 3 - 1:04.869 | 8 - 59.814 | |
| 4 - 1:02.260 | 9 - 1:00.032 | |
| 5 - 5:49.577P | 10 - 59.747 | |
| 65 | Peter DENHAM | Reynard SF78 |
| 1 - X:00.000 | 6 - 1:10.296 | 11 - 59.806 |
| 2 - 1:07.795 | 7 - 1:01.542 | 12 - 1:00.175 |
| 3 - 1:03.583 | 8 - 1:01.689 | |
| 4 - 1:02.074 | 9 - 59.808 | |
| 5 - 5:27.331P | 10 - 1:00.351 | |

Weather/Track: Drizzle /Damp

www.mstworld.com

Page 3 of 4

Brands Hatch
Circuit Length = 1.1990 miles.
Start: 11:02 End: 11:18

Printed - 11:44 Saturday, 11 September 2010

Classic Formula 3

QUALIFYING LAP ANALYSIS - RACE 7 - Brands Hatch - 11 September 2010

(contd.)

| | | |
|---------------|------------------------|--------------------|
| 66 | Simon HADFIELD | March 743 |
| 1 - X:00.000 | 6 - 1:06.720 | 11 - 57.664 |
| 2 - 58.501 | 7 - 58.284 | 12 - 56.805 |
| 3 - 58.380 | 8 - 57.793 | |
| 4 - 57.870 | 9 - 57.458 | |
| 5 - 6:12.694P | 10 - 57.325 | |
| 69 | Albert CLEMENTS | Lotus 69 |
| 1 - X:00.000 | 6 - 1:08.464 | |
| 2 - 1:14.624 | 7 - 1:05.279 | |
| 3 - 1:15.586 | 8 - 1:06.073 | |
| 4 - 6:25.899P | 9 - 1:03.682 | |
| 5 - 1:17.147 | 10 - 1:02.635 | |
| 70 | Marcus MUSSA | Modus M1 |
| 1 - X:00.000 | 6 - 1:09.948 | 11 - 58.644 |
| 2 - 1:03.850 | 7 - 1:01.173 | 12 - 59.467 |
| 3 - 1:02.204 | 8 - 1:04.493 | |
| 4 - 1:03.847 | 9 - 1:01.834 | |
| 5 - 5:25.903P | 10 - 1:00.200 | |
| 82 | Paul SMITH | Martini MK31 |
| 1 - X:00.000 | 6 - 1:07.299 | 11 - 58.189 |
| 2 - 1:00.596 | 7 - 1:00.133 | 12 - 59.635 |
| 3 - 1:03.125 | 8 - 59.779 | |
| 4 - 1:05.272 | 9 - 58.465 | |
| 5 - 5:31.805P | 10 - 59.208 | |

Weather/Track: Drizzle /Damp

www.mstworld.com

Page 4 of 4


Brands Hatch
Circuit Length = 1.1990 miles.
Start: 11:02 End: 11:18

Printed - 11:44 Saturday, 11 September 2010

Classic Formula 3

GRID FOR RACE 7 - Brands Hatch - 11 September 2010

| | | |
|--------|-------------|-------------|
| ROW 11 | 19 TUSTING | 10 HULME |
| ROW 10 | 21 BOWMAN | 31 WATLING |
| ROW 9 | 29 PRICE | 55 BARTELL |
| ROW 8 | 69 CLEMENTS | 52 PARSONS |
| ROW 7 | 42 THORNTON | 18 DIBDEN |
| ROW 6 | 65 DENHAM | 20 CLARK |
| ROW 5 | 38 PRICE | 63 STURMER |
| ROW 4 | 4 CAMPFIELD | 24 ARIF |
| ROW 3 | 70 MUSSA | 3 BRASHAW |
| ROW 2 | 58 GORMLEY | 82 SMITH |
| ROW 1 | 2 SIMMS | 66 HADFIELD |
| | POLE | |



Weather/Track: Drizzle /Damp

These results are provisional until the conclusion of any judicial and technical matters.

Brands Hatch

Circuit Length = 1.1990 miles.

Start: 11:02 End: 11:18

Clerk of the Course:

Timekeeper:

Classic Formula 3

RACE 7 - CLASSIFICATION - Brands Hatch - 11 September 2010

| POS | NO | CL | DRIVER | NAT | CAR | TIME | LAPS | GAP | MPH | BEST |
|-----|----|----|-----------------|-----|--------------|-----------|------|--------|-------|----------|
| 1 | 66 | A | Simon HADFIELD | | March 743 | 20:30.494 | 19 | | 66.70 | 55.581 |
| 2 | 58 | A | Pat GORMLEY | | Safir RJ03 | 20:33.908 | 19 | 3.414 | 66.51 | 55.826 |
| 3 | 2 | A | Benn SIMMS | | March 803B | 20:39.323 | 19 | 8.829 | 66.22 | 55.969 |
| 4 | 3 | A | Jamie BRASHAW | | March 793 | 20:44.723 | 19 | 14.229 | 65.93 | 56.346 |
| 5 | 38 | A | Hugh PRICE | | Chevron B38 | 20:47.795 | 19 | 17.301 | 65.77 | 57.005 |
| 6 | 82 | A | Paul SMITH | | Martini MK31 | 20:51.857 | 19 | 21.363 | 65.56 | 56.750 |
| 7 | 70 | A | Marcus MUSSA | | Modus M1 | 20:54.582 | 19 | 24.088 | 65.42 | 57.932 |
| 8 | 24 | C | Wil ARIF | | Royale RP27 | 21:04.227 | 19 | 33.733 | 64.92 | 58.790 |
| 9 | 65 | C | Peter DENHAM | | Reynard SF78 | 21:06.400 | 19 | 35.906 | 64.81 | 59.754 |
| 10 | 42 | A | Tom THORNTON | | Argo JM3 | 21:07.911 | 19 | 37.417 | 64.73 | 59.948 |
| 11 | 18 | A | Paul DIBDEN | | Ralt RT1 | 21:14.678 | 19 | 44.184 | 64.39 | 1:00.599 |
| 12 | 19 | C | Robert TUSTING | | Delta T79 | 21:03.376 | 18 | 1 LAP | 61.54 | 59.302 |
| 13 | 31 | C | Derek WATLING | | Royale RP27 | 21:07.261 | 18 | 1 LAP | 61.36 | 1:00.283 |
| 14 | 10 | A | Mark HULME | | Toj-Modus M1 | 21:16.818 | 18 | 1 LAP | 60.90 | 1:01.693 |
| 15 | 69 | B | Albert CLEMENTS | | Lotus 69 | 21:17.980 | 18 | 1 LAP | 60.84 | 1:02.273 |
| 16 | 55 | A | Bruce BARTELL | | Chevron B34 | 21:25.439 | 18 | 1 LAP | 60.49 | 1:02.757 |
| 17 | 21 | B | Neil BOWMAN | | Merlyn MK21 | 20:41.303 | 17 | 2 LAPS | 59.16 | 1:03.963 |

NOT CLASSIFIED

| | | | | | | | | |
|----|---|-----------------|--------------------|-----------|----|--------|-------|----------|
| 4 | A | Paul CAMPFIELD | March 803 | 20:51.365 | 14 | N.C.F. | 48.34 | 58.895 |
| 20 | A | David CLARK | Argo JM6 | 7:07.652 | 7 | D.N.F. | 70.80 | 58.585 |
| 29 | A | Jonathan PRICE | March 783 | 7:34.073 | 5 | D.N.F. | 47.67 | 1:03.597 |
| 63 | A | Matthew STURMER | Van Diemen GRD 376 | | 0 | D.N.F. | N/A | |

FASTEST LAP

| | | | | | | | |
|----|---|-----------------|-------------|----------|----|----------|-----------|
| 66 | A | Simon HADFIELD | March 743 | 55.581 | 15 | 77.66mph | 124.98kph |
| 24 | C | Wil ARIF | Royale RP27 | 58.790 | 18 | 73.42mph | 118.15kph |
| 69 | B | Albert CLEMENTS | Lotus 69 | 1:02.273 | 6 | 69.31mph | 111.55kph |

Weather/Track: Cloud /Wet

These results are provisional until the conclusion of any judicial and technical matters.

Brands Hatch

Circuit Length = 1.1990 miles.

Start: 16:26 End: 16:46

Clerk of the Course:

Timekeeper:

Classic Formula 3

RACE 7 - LAP ANALYSIS - Brands Hatch - 11 September 2010

| | | | | | | | |
|-----------|-----------------------|--------------|---------------|------|-----------------|------|-----------------|
| 2 | Benn SIMMS | March 803B | | | | | |
| 1 - | 1:02.797 | 6 - | 57.072 | 11 - | 1:37.642 | 16 - | 56.492 |
| 2 - | 56.761 | 7 - | 1:00.092 | 12 - | 1:46.747 | 17 - | 56.231 |
| 3 - | 56.540 | 8 - | 55.969 | 13 - | 1:25.511 | 18 - | 57.687 |
| 4 - | 56.517 | 9 - | 57.361 | 14 - | 56.988 | 19 - | 57.422 |
| 5 - | 56.285 | 10 - | 1:28.380 | 15 - | 56.829 | | |
| 3 | Jamie BRASHAW | March 793 | | | | | |
| 1 - | 1:06.595 | 6 - | 57.357 | 11 - | 1:38.222 | 16 - | 57.069 |
| 2 - | 58.216 | 7 - | 58.109 | 12 - | 1:46.989 | 17 - | 57.118 |
| 3 - | 57.689 | 8 - | 57.062 | 13 - | 1:22.308 | 18 - | 57.041 |
| 4 - | 57.029 | 9 - | 57.323 | 14 - | 1:02.600 | 19 - | 56.875 |
| 5 - | 57.415 | 10 - | 1:23.360 | 15 - | 56.346 | | |
| 4 | Paul CAMPFIELD | March 803 | | | | | |
| 1 - | 1:08.787 | 6 - | 59.325 | 11 - | 58.895 | | |
| 2 - | 1:01.191 | 7 - | 59.236 | 12 - | 1:00.455 | | |
| 3 - | 59.873 | 8 - | 7:39.499P | 13 - | 58.987 | | |
| 4 - | 59.221 | 9 - | 1:06.941 | 14 - | 59.075 | | |
| 5 - | 59.671 | 10 - | 1:00.209 | | | | |
| 10 | Mark HULME | Toj-Modus M1 | | | | | |
| 1 - | 1:20.680 | 6 - | 1:07.392 | 11 - | 1:46.948 | 16 - | 1:03.548 |
| 2 - | 1:05.756 | 7 - | 1:04.818 | 12 - | 1:22.525 | 17 - | 1:02.267 |
| 3 - | 1:04.584 | 8 - | 1:04.097 | 13 - | 1:06.270 | 18 - | 1:01.775 |
| 4 - | 1:04.885 | 9 - | 1:13.099 | 14 - | 1:02.602 | | |
| 5 - | 1:05.716 | 10 - | 1:38.163 | 15 - | 1:01.693 | | |
| 18 | Paul DIBDEN | Ralt RT1 | | | | | |
| 1 - | 1:14.037 | 6 - | 1:01.716 | 11 - | 1:05.781 | 16 - | 1:00.615 |
| 2 - | 1:02.589 | 7 - | 1:02.099 | 12 - | 1:45.631 | 17 - | 1:00.865 |
| 3 - | 1:02.567 | 8 - | 1:02.874 | 13 - | 1:17.950 | 18 - | 1:01.794 |
| 4 - | 1:02.973 | 9 - | 1:16.134 | 14 - | 1:02.957 | 19 - | 1:00.599 |
| 5 - | 1:02.545 | 10 - | 1:08.309 | 15 - | 1:02.643 | | |
| 19 | Robert TUSTING | Delta T79 | | | | | |
| 1 - | 1:17.145 | 6 - | 1:02.053 | 11 - | 1:47.087 | 16 - | 1:00.402 |
| 2 - | 1:04.142 | 7 - | 1:02.226 | 12 - | 1:22.824 | 17 - | 1:00.041 |
| 3 - | 1:04.304 | 8 - | 1:02.816 | 13 - | 1:03.927 | 18 - | 59.302 |
| 4 - | 1:05.119 | 9 - | 1:29.312 | 14 - | 1:01.712 | | |
| 5 - | 1:02.411 | 10 - | 1:38.105 | 15 - | 1:00.448 | | |

Weather/Track: Cloud /Wet

Classic Formula 3

RACE 7 - LAP ANALYSIS - Brands Hatch - 11 September 2010

(contd.)

| | | | | | |
|-----------|-----------------------|-------------|-----------------|------|---------------|
| 20 | David CLARK | Argo JM6 | | | |
| 1 - | 1:11.373 | 6 - | 58.673 | | |
| 2 - | 1:01.911 | 7 - | 58.667 | | |
| 3 - | 59.457 | | | | |
| 4 - | 58.986 | | | | |
| 5 - | 58.585 | | | | |
| 21 | Neil BOWMAN | Merlyn MK21 | | | |
| 1 - | 1:15.697 | 6 - | 1:06.161 | 11 - | 1:47.382 |
| 2 - | 1:03.963 | 7 - | 1:04.474 | 12 - | 1:19.781 |
| 3 - | 1:04.589 | 8 - | 1:07.538 | 13 - | 1:05.671 |
| 4 - | 1:06.100 | 9 - | 1:10.185 | 14 - | 1:09.243 |
| 5 - | 1:18.569 | 10 - | 1:37.826 | 15 - | 1:05.165 |
| 24 | Wil ARIF | Royale RP27 | | | |
| 1 - | 1:14.762 | 6 - | 1:00.765 | 11 - | 1:33.835 |
| 2 - | 1:02.158 | 7 - | 1:00.159 | 12 - | 1:47.991 |
| 3 - | 1:01.426 | 8 - | 1:00.327 | 13 - | 1:17.953 |
| 4 - | 1:00.898 | 9 - | 1:01.046 | 14 - | 1:01.341 |
| 5 - | 1:00.856 | 10 - | 1:01.881 | 15 - | 1:00.336 |
| 29 | Jonathan PRICE | March 783 | | | |
| 1 - | 1:16.843 | | | | |
| 2 - | 1:03.597 | | | | |
| 3 - | 1:04.618 | | | | |
| 4 - | 1:06.570 | | | | |
| 5 - | 3:02.445P | | | | |
| 31 | Derek WATLING | Royale RP27 | | | |
| 1 - | 1:17.094 | 6 - | 1:00.283 | 11 - | 1:46.086 |
| 2 - | 1:03.635 | 7 - | 1:02.260 | 12 - | 1:26.196 |
| 3 - | 1:04.219 | 8 - | 1:03.136 | 13 - | 1:02.996 |
| 4 - | 1:03.500 | 9 - | 1:30.493 | 14 - | 1:01.842 |
| 5 - | 1:01.247 | 10 - | 1:37.767 | 15 - | 1:01.847 |
| 38 | Hugh PRICE | Chevron B38 | | | |
| 1 - | 1:08.800 | 6 - | 58.637 | 11 - | 1:38.246 |
| 2 - | 58.797 | 7 - | 58.662 | 12 - | 1:46.689 |
| 3 - | 58.133 | 8 - | 59.148 | 13 - | 1:21.920 |
| 4 - | 58.332 | 9 - | 1:00.921 | 14 - | 1:00.426 |
| 5 - | 58.786 | 10 - | 1:11.747 | 15 - | 57.005 |

Weather/Track: Cloud /Wet

www.mstworld.com

Page 2 of 4

Brands Hatch
Circuit Length = 1.1990 miles.
Start: 16:26 End: 16:46

Printed - 16:48 Saturday, 11 September 2010

Classic Formula 3

RACE 7 - LAP ANALYSIS - Brands Hatch - 11 September 2010

(contd.)

| | | | | | | | |
|-----------|------------------------|--------------------|---------------|------|---------------|------|-----------------|
| 42 | Tom THORNTON | Argo JM3 | | | | | |
| 1 - | 1:10.893 | 6 - | 1:00.628 | 11 - | 1:34.279 | 16 - | 1:00.770 |
| 2 - | 1:00.749 | 7 - | 59.948 | 12 - | 1:48.231 | 17 - | 1:00.882 |
| 3 - | 1:00.573 | 8 - | 1:00.773 | 13 - | 1:17.757 | 18 - | 1:00.464 |
| 4 - | 1:00.888 | 9 - | 1:03.338 | 14 - | 1:01.283 | 19 - | 1:00.269 |
| 5 - | 1:00.484 | 10 - | 1:05.005 | 15 - | 1:00.697 | | |
| 55 | Bruce BARTELL | Chevron B34 | | | | | |
| 1 - | 1:21.958 | 6 - | 1:06.078 | 11 - | 1:46.268 | 16 - | 1:04.878 |
| 2 - | 1:06.532 | 7 - | 1:04.247 | 12 - | 1:22.647 | 17 - | 1:02.840 |
| 3 - | 1:05.697 | 8 - | 1:07.666 | 13 - | 1:06.863 | 18 - | 1:02.757 |
| 4 - | 1:04.891 | 9 - | 1:09.156 | 14 - | 1:03.314 | | |
| 5 - | 1:09.032 | 10 - | 1:36.679 | 15 - | 1:03.936 | | |
| 58 | Pat GORMLEY | Safir RJ03 | | | | | |
| 1 - | 1:03.432 | 6 - | 56.802 | 11 - | 1:37.668 | 16 - | 56.391 |
| 2 - | 56.950 | 7 - | 56.998 | 12 - | 1:46.264 | 17 - | 56.494 |
| 3 - | 56.538 | 8 - | 56.424 | 13 - | 1:25.406 | 18 - | 56.056 |
| 4 - | 56.620 | 9 - | 57.168 | 14 - | 56.786 | 19 - | 56.445 |
| 5 - | 56.355 | 10 - | 1:29.285 | 15 - | 55.826 | | |
| 63 | Matthew STURMER | Van Diemen GRD 376 | | | | | |
| | | | | | | | |
| 65 | Peter DENHAM | Reynard SF78 | | | | | |
| 1 - | 1:10.134 | 6 - | 1:00.666 | 11 - | 1:37.715 | 16 - | 59.754 |
| 2 - | 1:00.902 | 7 - | 59.971 | 12 - | 1:47.392 | 17 - | 59.920 |
| 3 - | 1:00.201 | 8 - | 1:00.017 | 13 - | 1:19.228 | 18 - | 1:00.069 |
| 4 - | 1:00.759 | 9 - | 1:00.515 | 14 - | 1:01.280 | 19 - | 1:01.600 |
| 5 - | 1:01.046 | 10 - | 1:04.035 | 15 - | 1:01.196 | | |
| 66 | Simon HADFIELD | March 743 | | | | | |
| 1 - | 1:01.776 | 6 - | 56.715 | 11 - | 1:37.597 | 16 - | 55.839 |
| 2 - | 56.115 | 7 - | 56.626 | 12 - | 1:46.149 | 17 - | 56.007 |
| 3 - | 56.175 | 8 - | 55.992 | 13 - | 1:26.229 | 18 - | 55.981 |
| 4 - | 56.182 | 9 - | 57.477 | 14 - | 56.485 | 19 - | 56.088 |
| 5 - | 55.799 | 10 - | 1:31.681 | 15 - | 55.581 | | |

Weather/Track: Cloud /Wet

www.mstworld.com

Page 3 of 4

Brands Hatch
Circuit Length = 1.1990 miles.
Start: 16:26 End: 16:46

Printed - 16:48 Saturday, 11 September 2010

Classic Formula 3

RACE 7 - LAP ANALYSIS - Brands Hatch - 11 September 2010

(contd.)

| | | | | | | | |
|-----------|------------------------|--------------|-----------------|------|----------|------|---------------|
| 69 | Albert CLEMENTS | Lotus 69 | | | | | |
| 1 - | 1:14.277 | 6 - | 1:02.273 | 11 - | 1:46.260 | 16 - | 1:02.815 |
| 2 - | 1:04.407 | 7 - | 1:02.489 | 12 - | 1:26.256 | 17 - | 1:02.727 |
| 3 - | 1:03.250 | 8 - | 1:05.492 | 13 - | 1:04.403 | 18 - | 1:03.927 |
| 4 - | 1:02.705 | 9 - | 1:29.404 | 14 - | 1:03.094 | | |
| 5 - | 1:02.802 | 10 - | 1:37.919 | 15 - | 1:03.480 | | |
| 70 | Marcus MUSSA | Modus M1 | | | | | |
| 1 - | 1:07.918 | 6 - | 59.541 | 11 - | 1:37.916 | 16 - | 58.708 |
| 2 - | 1:00.238 | 7 - | 58.449 | 12 - | 1:47.373 | 17 - | 59.864 |
| 3 - | 59.056 | 8 - | 59.020 | 13 - | 1:19.673 | 18 - | 58.163 |
| 4 - | 59.580 | 9 - | 1:03.307 | 14 - | 1:00.171 | 19 - | 57.932 |
| 5 - | 59.415 | 10 - | 1:09.228 | 15 - | 59.030 | | |
| 82 | Paul SMITH | Martini MK31 | | | | | |
| 1 - | 1:07.500 | 6 - | 1:19.110 | 11 - | 1:38.404 | 16 - | 58.056 |
| 2 - | 58.985 | 7 - | 57.861 | 12 - | 1:47.518 | 17 - | 57.811 |
| 3 - | 57.345 | 8 - | 58.911 | 13 - | 1:18.164 | 18 - | 56.750 |
| 4 - | 57.592 | 9 - | 1:01.299 | 14 - | 59.968 | 19 - | 57.542 |
| 5 - | 57.245 | 10 - | 1:02.863 | 15 - | 58.933 | | |

Weather/Track: Cloud /Wet

www.mstworld.com

Page 4 of 4

Brands Hatch
Circuit Length = 1.1990 miles.
Start: 16:26 End: 16:46

Printed - 16:48 Saturday, 11 September 2010

Classic Formula 3

RACE 7 - LAP CHART - Brands Hatch - 11 September 2010

| Lap 1 | | | Lap 2 | | | Lap 3 | | | Lap 4 | | | Lap 5 | | |
|-------|--------|----------|-------|--------|----------|-------|--------|----------|-------|--------|----------|-------|--------|----------|
| No | Behind | Laptime | No | Behind | Laptime | No | Behind | Laptime | No | Behind | Laptime | No | Behind | Laptime |
| 66 | | 1:01.776 | 66 | | 56.115 | 66 | | 56.175 | 66 | | 56.182 | 66 | | 55.799 |
| 2 | 1.021 | 1:02.797 | 2 | 1.667 | 56.761 | 2 | 2.032 | 56.540 | 2 | 2.367 | 56.517 | 2 | 2.853 | 56.285 |
| 58 | 1.656 | 1:03.432 | 58 | 2.491 | 56.950 | 58 | 2.854 | 56.538 | 58 | 3.292 | 56.620 | 58 | 3.848 | 56.355 |
| 3 | 4.819 | 1:06.595 | 3 | 6.920 | 58.216 | 3 | 8.434 | 57.689 | 3 | 9.281 | 57.029 | 3 | 10.897 | 57.415 |
| 82 | 5.724 | 1:07.500 | 82 | 8.594 | 58.985 | 82 | 9.764 | 57.345 | 82 | 11.174 | 57.592 | 82 | 12.620 | 57.245 |
| 70 | 6.142 | 1:07.918 | 38 | 9.706 | 58.797 | 38 | 11.664 | 58.133 | 38 | 13.814 | 58.332 | 38 | 16.801 | 58.786 |
| 4 | 7.011 | 1:08.787 | 70 | 10.265 | 1:00.238 | 70 | 13.146 | 59.056 | 70 | 16.544 | 59.580 | 70 | 20.160 | 59.415 |
| 38 | 7.024 | 1:08.800 | 4 | 12.087 | 1:01.191 | 4 | 15.785 | 59.873 | 4 | 18.824 | 59.221 | 4 | 22.696 | 59.671 |
| 65 | 8.358 | 1:10.134 | 65 | 13.145 | 1:00.902 | 65 | 17.171 | 1:00.201 | 20 | 21.479 | 58.986 | 20 | 24.265 | 58.585 |
| 42 | 9.117 | 1:10.893 | 42 | 13.751 | 1:00.749 | 42 | 18.149 | 1:00.573 | 65 | 21.748 | 1:00.759 | 65 | 26.995 | 1:01.046 |
| 20 | 9.597 | 1:11.373 | 20 | 15.393 | 1:01.911 | 20 | 18.675 | 59.457 | 42 | 22.855 | 1:00.888 | 42 | 27.540 | 1:00.484 |
| 18 | 12.261 | 1:14.037 | 18 | 18.735 | 1:02.589 | 24 | 24.280 | 1:01.426 | 24 | 28.996 | 1:00.898 | 24 | 34.053 | 1:00.856 |
| 69 | 12.501 | 1:14.277 | 24 | 19.029 | 1:02.158 | 18 | 25.127 | 1:02.567 | 18 | 31.918 | 1:02.973 | 18 | 38.664 | 1:02.545 |
| 24 | 12.986 | 1:14.762 | 69 | 20.793 | 1:04.407 | 69 | 27.868 | 1:03.250 | 69 | 34.391 | 1:02.705 | 69 | 41.394 | 1:02.802 |
| 21 | 13.921 | 1:15.697 | 21 | 21.769 | 1:03.963 | 21 | 30.183 | 1:04.589 | 31 | 38.200 | 1:03.500 | 31 | 43.648 | 1:01.247 |
| 29 | 15.067 | 1:16.843 | 29 | 22.549 | 1:03.597 | 31 | 30.882 | 1:04.219 | 21 | 40.101 | 1:06.100 | 19 | 47.074 | 1:02.411 |
| 31 | 15.318 | 1:17.094 | 31 | 22.838 | 1:03.635 | 29 | 30.992 | 1:04.618 | 19 | 40.462 | 1:05.119 | 10 | 55.574 | 1:05.716 |
| 19 | 15.369 | 1:17.145 | 19 | 23.396 | 1:04.142 | 19 | 31.525 | 1:04.304 | 29 | 41.380 | 1:06.570 | | | |
| 10 | 18.904 | 1:20.680 | 10 | 28.545 | 1:05.756 | 10 | 36.954 | 1:04.584 | 10 | 45.657 | 1:04.885 | | | |
| 55 | 20.182 | 1:21.958 | 55 | 30.599 | 1:06.532 | 55 | 40.121 | 1:05.697 | 55 | 48.830 | 1:04.891 | | | |

Weather/Track: Cloud /Wet

www.mstworld.com

Page 1 of 4

Brands Hatch
Circuit Length = 1.1990 miles.
Start: 16:26 End: 16:46

Printed - 16:48 Saturday, 11 September 2010

Classic Formula 3

RACE 7 - LAP CHART - Brands Hatch - 11 September 2010

(contd.)

| Lap 6 | | | Lap 7 | | | Lap 8 | | | Lap 9 | | | Lap 10 | | |
|-------|--------|----------|-------|--------|-----------|-------|--------|----------|-------|----------|----------|--------|--------|----------|
| No | Behind | Laptime | No | Behind | Laptime | No | Behind | Laptime | No | Behind | Laptime | No | Behind | Laptime |
| 66 | | 56.715 | 66 | | 56.626 | 66 | | 55.992 | 66 | | 57.477 | 66 | | 1:31.681 |
| 2 | 3.210 | 57.072 | 58 | 4.307 | 56.998 | 19 | 1 LAP | 1:02.226 | 31 | 1 LAP | 1:03.136 | 31 | 1 LAP | 1:30.493 |
| 58 | 3.935 | 56.802 | 2 | 6.676 | 1:00.092 | 58 | 4.739 | 56.424 | 58 | 4.430 | 57.168 | 58 | 2.034 | 1:29.285 |
| 55 | 1 LAP | 1:09.032 | 10 | 1 LAP | 1:07.392 | 2 | 6.653 | 55.969 | 69 | 1 LAP | 1:05.492 | 69 | 1 LAP | 1:29.404 |
| 21 | 1 LAP | 1:18.569 | 3 | 13.022 | 58.109 | 3 | 14.092 | 57.062 | 2 | 6.537 | 57.361 | 2 | 3.236 | 1:28.380 |
| 3 | 11.539 | 57.357 | 55 | 1 LAP | 1:06.078 | 10 | 1 LAP | 1:04.818 | 19 | 1 LAP | 1:02.816 | 19 | 1 LAP | 1:29.312 |
| 38 | 18.723 | 58.637 | 21 | 1 LAP | 1:06.161 | 55 | 1 LAP | 1:04.247 | 3 | 13.938 | 57.323 | 3 | 5.617 | 1:23.360 |
| 70 | 22.986 | 59.541 | 38 | 20.759 | 58.662 | 38 | 23.915 | 59.148 | 10 | 1 LAP | 1:04.097 | 10 | 1 LAP | 1:13.099 |
| 4 | 25.306 | 59.325 | 70 | 24.809 | 58.449 | 21 | 1 LAP | 1:04.474 | 38 | 27.359 | 1:00.921 | 38 | 7.425 | 1:11.747 |
| 20 | 26.223 | 58.673 | 4 | 27.916 | 59.236 | 70 | 27.837 | 59.020 | 55 | 1 LAP | 1:07.666 | 55 | 1 LAP | 1:09.156 |
| 65 | 30.946 | 1:00.666 | 20 | 28.264 | 58.667 | 65 | 38.316 | 1:00.017 | 70 | 33.667 | 1:03.307 | 70 | 11.214 | 1:09.228 |
| 42 | 31.453 | 1:00.628 | 65 | 34.291 | 59.971 | 82 | 39.169 | 58.911 | 21 | 1 LAP | 1:07.538 | 21 | 1 LAP | 1:10.185 |
| 82 | 35.015 | 1:19.110 | 42 | 34.775 | 59.948 | 42 | 39.556 | 1:00.773 | 65 | 41.354 | 1:00.515 | 65 | 13.708 | 1:04.035 |
| 24 | 38.103 | 1:00.765 | 82 | 36.250 | 57.861 | 24 | 45.971 | 1:00.327 | 82 | 42.991 | 1:01.299 | 82 | 14.173 | 1:02.863 |
| 18 | 43.665 | 1:01.716 | 24 | 41.636 | 1:00.159 | 18 | 56.020 | 1:02.874 | 42 | 45.417 | 1:03.338 | 42 | 18.741 | 1:05.005 |
| 69 | 46.952 | 1:02.273 | 18 | 49.138 | 1:02.099 | | | | 24 | 49.540 | 1:01.046 | 24 | 19.740 | 1:01.881 |
| 31 | 47.216 | 1:00.283 | 69 | 52.815 | 1:02.489 | | | | 18 | 1:14.677 | 1:16.134 | 18 | 51.305 | 1:08.309 |
| 19 | 52.412 | 1:02.053 | 31 | 52.850 | 1:02.260 | | | | | | | | | |
| | | | 29 | 2 LAPS | 3:02.445P | | | | | | | | | |

Weather/Track: Cloud /Wet

www.mstworld.com

Page 2 of 4

Brands Hatch
Circuit Length = 1.1990 miles.
Start: 16:26 End: 16:46

Printed - 16:48 Saturday, 11 September 2010

Classic Formula 3

RACE 7 - LAP CHART - Brands Hatch - 11 September 2010

(contd.)

| Lap 11 | | | Lap 12 | | | Lap 13 | | | Lap 14 | | | Lap 15 | | |
|--------|--------|----------|--------|--------|-----------|--------|--------|----------|--------|--------|----------|--------|--------|----------|
| No | Behind | Laptime | No | Behind | Laptime | No | Behind | Laptime | No | Behind | Laptime | No | Behind | Laptime |
| 66 | | 1:37.597 | 66 | | 1:46.149 | 66 | | 1:26.229 | 66 | | 56.485 | 66 | | 55.581 |
| 31 | 1 LAP | 1:37.767 | 31 | 1 LAP | 1:46.086 | 58 | 1.397 | 1:25.406 | 58 | 1.698 | 56.786 | 58 | 1.943 | 55.826 |
| 58 | 2.105 | 1:37.668 | 58 | 2.220 | 1:46.264 | 31 | 1 LAP | 1:26.196 | 4 | 5 LAPS | 1:06.941 | 2 | 4.912 | 56.829 |
| 69 | 1 LAP | 1:37.919 | 69 | 1 LAP | 1:46.260 | 19 | 1 LAP | 1:22.824 | 2 | 3.664 | 56.988 | 4 | 5 LAPS | 1:00.209 |
| 2 | 3.281 | 1:37.642 | 2 | 3.879 | 1:46.747 | 69 | 1 LAP | 1:26.256 | 31 | 1 LAP | 1:02.996 | 38 | 9.670 | 57.005 |
| 19 | 1 LAP | 1:38.105 | 19 | 1 LAP | 1:47.087 | 3 | 3.161 | 1:22.308 | 38 | 8.246 | 1:00.426 | 3 | 10.041 | 56.346 |
| 3 | 6.242 | 1:38.222 | 3 | 7.082 | 1:46.989 | 2 | 3.161 | 1:25.511 | 3 | 9.276 | 1:02.600 | 70 | 13.336 | 59.030 |
| 10 | 1 LAP | 1:38.163 | 10 | 1 LAP | 1:46.948 | 10 | 1 LAP | 1:22.525 | 70 | 9.887 | 1:00.171 | 31 | 1 LAP | 1:01.842 |
| 38 | 8.074 | 1:38.246 | 38 | 8.614 | 1:46.689 | 38 | 4.305 | 1:21.920 | 19 | 1 LAP | 1:03.927 | 82 | 15.119 | 58.933 |
| 55 | 1 LAP | 1:36.679 | 55 | 1 LAP | 1:46.268 | 70 | 6.201 | 1:19.673 | 69 | 1 LAP | 1:04.403 | 19 | 1 LAP | 1:01.712 |
| 70 | 11.533 | 1:37.916 | 70 | 12.757 | 1:47.373 | 55 | 1 LAP | 1:22.647 | 82 | 11.767 | 59.968 | 69 | 1 LAP | 1:03.094 |
| 21 | 1 LAP | 1:37.826 | 21 | 1 LAP | 1:47.382 | 21 | 1 LAP | 1:19.781 | 65 | 12.863 | 1:01.280 | 65 | 18.478 | 1:01.196 |
| 65 | 13.826 | 1:37.715 | 65 | 15.069 | 1:47.392 | 65 | 8.068 | 1:19.228 | 42 | 13.831 | 1:01.283 | 42 | 18.947 | 1:00.697 |
| 82 | 14.980 | 1:38.404 | 82 | 16.349 | 1:47.518 | 82 | 8.284 | 1:18.164 | 10 | 1 LAP | 1:06.270 | 24 | 19.155 | 1:00.336 |
| 42 | 15.423 | 1:34.279 | 42 | 17.505 | 1:48.231 | 42 | 9.033 | 1:17.757 | 24 | 14.400 | 1:01.341 | 10 | 1 LAP | 1:02.602 |
| 24 | 15.978 | 1:33.835 | 24 | 17.820 | 1:47.991 | 24 | 9.544 | 1:17.953 | 55 | 1 LAP | 1:06.863 | 18 | 24.226 | 1:02.643 |
| 18 | 19.489 | 1:05.781 | 18 | 18.971 | 1:45.631 | 18 | 10.692 | 1:17.950 | 21 | 1 LAP | 1:05.671 | 55 | 1 LAP | 1:03.314 |
| | | | 4 | 4 LAPS | 7:39.499P | | | | 18 | 17.164 | 1:02.957 | 21 | 1 LAP | 1:09.243 |

Weather/Track: Cloud /Wet

www.mstworld.com

Page 3 of 4

Brands Hatch
Circuit Length = 1.1990 miles.
Start: 16:26 End: 16:46

Printed - 16:48 Saturday, 11 September 2010

Classic Formula 3

RACE 7 - LAP CHART - Brands Hatch - 11 September 2010

(contd.)

| Lap 16 | | | Lap 17 | | | Lap 18 | | | Lap 19 | | | Lap 20 | | |
|--------|--------|----------|--------|--------|----------|--------|--------|----------|--------|--------|----------|--------|--------|---------|
| No | Behind | Laptime | No | Behind | Laptime | No | Behind | Laptime | No | Behind | Laptime | No | Behind | Laptime |
| 66 | | 55.839 | 66 | | 56.007 | 66 | | 55.981 | 66 | | 56.088 | | | |
| 58 | 2.495 | 56.391 | 58 | 2.982 | 56.494 | 58 | 3.057 | 56.056 | 58 | 3.414 | 56.445 | | | |
| 2 | 5.565 | 56.492 | 2 | 5.789 | 56.231 | 2 | 7.495 | 57.687 | 2 | 8.829 | 57.422 | | | |
| 4 | 5 LAPS | 58.895 | 3 | 12.382 | 57.118 | 3 | 13.442 | 57.041 | 21 | 2 LAPS | 1:07.387 | | | |
| 3 | 11.271 | 57.069 | 38 | 13.453 | 57.626 | 38 | 15.423 | 57.951 | 3 | 14.229 | 56.875 | | | |
| 38 | 11.834 | 58.003 | 4 | 5 LAPS | 1:00.455 | 4 | 5 LAPS | 58.987 | 38 | 17.301 | 57.966 | | | |
| 70 | 16.205 | 58.708 | 82 | 19.140 | 57.811 | 82 | 19.909 | 56.750 | 4 | 5 LAPS | 59.075 | | | |
| 82 | 17.336 | 58.056 | 70 | 20.062 | 59.864 | 70 | 22.244 | 58.163 | 82 | 21.363 | 57.542 | | | |
| 31 | 1 LAP | 1:01.847 | 31 | 1 LAP | 1:00.588 | 31 | 1 LAP | 1:00.535 | 70 | 24.088 | 57.932 | | | |
| 19 | 1 LAP | 1:00.448 | 19 | 1 LAP | 1:00.402 | 19 | 1 LAP | 1:00.041 | 19 | 1 LAP | 59.302 | | | |
| 65 | 22.393 | 59.754 | 65 | 26.306 | 59.920 | 65 | 30.394 | 1:00.069 | 24 | 33.733 | 59.295 | | | |
| 42 | 23.878 | 1:00.770 | 24 | 27.717 | 59.510 | 24 | 30.526 | 58.790 | 65 | 35.906 | 1:01.600 | | | |
| 24 | 24.214 | 1:00.898 | 42 | 28.753 | 1:00.882 | 42 | 33.236 | 1:00.464 | 31 | 1 LAP | 1:03.537 | | | |
| 69 | 1 LAP | 1:03.480 | 69 | 1 LAP | 1:02.815 | 69 | 1 LAP | 1:02.727 | 42 | 37.417 | 1:00.269 | | | |
| 10 | 1 LAP | 1:01.693 | 18 | 33.860 | 1:00.865 | 18 | 39.673 | 1:01.794 | 18 | 44.184 | 1:00.599 | | | |
| 18 | 29.002 | 1:00.615 | 10 | 1 LAP | 1:03.548 | 10 | 1 LAP | 1:02.267 | 10 | 1 LAP | 1:01.775 | | | |
| 55 | 1 LAP | 1:03.936 | 55 | 1 LAP | 1:04.878 | 55 | 1 LAP | 1:02.840 | 69 | 1 LAP | 1:03.927 | | | |
| 21 | 1 LAP | 1:05.165 | 21 | 1 LAP | 1:11.572 | | | | 55 | 1 LAP | 1:02.757 | | | |

Weather/Track: Cloud /Wet

www.mstworld.com

Page 4 of 4

Brands Hatch
Circuit Length = 1.1990 miles.
Start: 16:26 End: 16:46

Printed - 16:48 Saturday, 11 September 2010

HSCC Classic Racing Cars

QUALIFYING - RACE 8 - Brands Hatch - 11 September 2010

| POS | NO | CL | DRIVER | NAT | CAR | TIME | LAPS | GAP | MPH |
|-----|----|----|----------------|-----|---------------|----------|------|--------|-------|
| 1 | 69 | G | Antony ROSS | | Lotus 59 | 54.258 | 12 | | 79.55 |
| 2 | 2 | G | Ian GRAY | | Brabham BT16 | 55.318 | 12 | 1.060 | 78.02 |
| 3 | 30 | G | Richard KENDLE | | Brabham BT21B | 59.401 | 11 | 5.143 | 72.66 |
| 4 | 6 | D | Leif BOSSON | | Brabham BT28 | 1:00.320 | 11 | 6.062 | 71.55 |
| 5 | 1 | D | Chris HOLLAND | | Brabham BT21 | 1:00.359 | 11 | 6.101 | 71.51 |
| 6 | 61 | F | Harvey SYKES | | Merlyn Mk17 | 1:01.641 | 11 | 7.383 | 70.02 |
| 7 | 73 | G | John RAND | | Palliser WDB2 | 1:01.926 | 11 | 7.668 | 69.70 |
| 8 | 38 | C | John BROWN | | Merlyn Mk9 | 1:02.346 | 9 | 8.088 | 69.23 |
| 9 | 64 | D | Trevor MESSETT | | Chevron B9 | 1:02.375 | 11 | 8.117 | 69.20 |
| 10 | 11 | C | David BROWN | | Brabham BT23C | 1:03.945 | 11 | 9.687 | 67.50 |
| 11 | 37 | D | Lincoln SMALL | | Brabham BT10 | 1:07.733 | 10 | 13.475 | 63.72 |

Weather/Track: Cloud /Damp

These results are provisional until the conclusion of any judicial and technical matters.

Brands Hatch

Circuit Length = 1.1990 miles.

Start: 11:24 End: 11:36

Clerk of the Course:

Timekeeper:

HSCC Classic Racing Cars

QUALIFYING LAP ANALYSIS - RACE 8 - Brands Hatch - 11 September 2010

| | | |
|--------------|-----------------------|----------------------|
| 1 | Chris HOLLAND | Brabham BT21 |
| 1 - X:00.000 | 6 - 1:03.835 | 11 - 1:00.359 |
| 2 - 1:11.666 | 7 - 1:02.944 | |
| 3 - 1:08.270 | 8 - 1:03.446 | |
| 4 - 1:05.164 | 9 - 1:02.182 | |
| 5 - 1:03.720 | 10 - 1:01.276 | |
| 2 | Ian GRAY | Brabham BT16 |
| 1 - X:00.000 | 6 - 1:01.274 | 11 - 57.799 |
| 2 - 1:07.450 | 7 - 1:00.560 | 12 - 55.318 |
| 3 - 1:05.578 | 8 - 58.874 | |
| 4 - 1:03.681 | 9 - 57.222 | |
| 5 - 1:03.024 | 10 - 55.705 | |
| 6 | Leif BOSSON | Brabham BT28 |
| 1 - X:00.000 | 6 - 1:07.200 | 11 - 1:00.320 |
| 2 - 1:08.584 | 7 - 1:04.542 | |
| 3 - 1:08.100 | 8 - 1:05.062 | |
| 4 - 1:06.958 | 9 - 1:01.559 | |
| 5 - 1:07.246 | 10 - 1:01.095 | |
| 11 | David BROWN | Brabham BT23C |
| 1 - X:00.000 | 6 - 1:07.840 | 11 - 1:03.945 |
| 2 - 1:12.175 | 7 - 1:07.976 | |
| 3 - 1:08.968 | 8 - 1:07.934 | |
| 4 - 1:08.914 | 9 - 1:07.565 | |
| 5 - 1:09.346 | 10 - 1:09.328 | |
| 30 | Richard KENDLE | Brabham BT21B |
| 1 - X:00.000 | 6 - 1:04.052 | 11 - 59.401 |
| 2 - 1:08.019 | 7 - 1:02.460 | |
| 3 - 1:06.038 | 8 - 1:03.026 | |
| 4 - 1:05.288 | 9 - 1:01.787 | |
| 5 - 1:02.457 | 10 - 1:00.964 | |
| 37 | Lincoln SMALL | Brabham BT10 |
| 1 - X:00.000 | 6 - 1:14.691 | |
| 2 - 1:28.019 | 7 - 1:12.260 | |
| 3 - 1:15.845 | 8 - 1:11.125 | |
| 4 - 1:14.675 | 9 - 1:11.076 | |
| 5 - 1:14.666 | 10 - 1:07.733 | |

Weather/Track: Cloud /Damp

www.mstworld.com

Page 1 of 2

Brands Hatch
Circuit Length = 1.1990 miles.
Start: 11:24 End: 11:36

Printed - 11:38 Saturday, 11 September 2010

HSCC Classic Racing Cars

QUALIFYING LAP ANALYSIS - RACE 8 - Brands Hatch - 11 September 2010

(contd.)

| | | |
|--------------|-----------------------|----------------------|
| 38 | John BROWN | Merlyn Mk9 |
| 1 - X:00.000 | 6 - 1:06.101 | |
| 2 - 1:16.428 | 7 - 1:04.901 | |
| 3 - 1:12.607 | 8 - 1:02.796 | |
| 4 - 1:11.620 | 9 - 1:02.346 | |
| 5 - 1:09.055 | | |
| 61 | Harvey SYKES | Merlyn Mk17 |
| 1 - X:00.000 | 6 - 1:07.417 | 11 - 1:01.641 |
| 2 - 1:11.143 | 7 - 1:06.860 | |
| 3 - 1:09.443 | 8 - 1:05.374 | |
| 4 - 1:07.720 | 9 - 1:04.367 | |
| 5 - 1:06.811 | 10 - 1:03.314 | |
| 64 | Trevor MESSETT | Chevron B9 |
| 1 - X:00.000 | 6 - 1:07.399 | 11 - 1:02.375 |
| 2 - 1:12.017 | 7 - 1:07.971 | |
| 3 - 1:12.238 | 8 - 1:04.594 | |
| 4 - 1:09.895 | 9 - 1:04.556 | |
| 5 - 1:07.955 | 10 - 1:05.061 | |
| 69 | Antony ROSS | Lotus 59 |
| 1 - X:00.000 | 6 - 58.062 | 11 - 55.283 |
| 2 - 1:05.975 | 7 - 57.758 | 12 - 54.258 |
| 3 - 1:04.175 | 8 - 59.018 | |
| 4 - 1:02.259 | 9 - 58.672 | |
| 5 - 1:01.304 | 10 - 58.064 | |
| 73 | John RAND | Palliser WDB2 |
| 1 - X:00.000 | 6 - 1:06.445 | 11 - 1:01.926 |
| 2 - 1:11.312 | 7 - 1:06.452 | |
| 3 - 1:10.704 | 8 - 1:06.167 | |
| 4 - 1:10.359 | 9 - 1:04.583 | |
| 5 - 1:06.736 | 10 - 1:04.142 | |

Weather/Track: Cloud /Damp

www.mstworld.com

Page 2 of 2


Brands Hatch
Circuit Length = 1.1990 miles.
Start: 11:24 End: 11:36

Printed - 11:38 Saturday, 11 September 2010

HSCC Classic Racing Cars

GRID FOR RACE 8 - Brands Hatch - 11 September 2010

| | | | | |
|-------|----|---------|----|--------|
| ROW 6 | 37 | SMALL | | |
| | | | 11 | BROWN |
| ROW 5 | 64 | MESSETT | | |
| | | | 38 | BROWN |
| ROW 4 | 73 | RAND | | |
| | | | 61 | SYKES |
| ROW 3 | 1 | HOLLAND | | |
| | | | 6 | BOSSON |
| ROW 2 | 30 | KENDLE | | |
| | | | 2 | GRAY |
| ROW 1 | 69 | ROSS | | |
| | | POLE | | |



Weather/Track: Cloud /Damp

These results are provisional until the conclusion of any judicial and technical matters.

Brands Hatch

Circuit Length = 1.1990 miles.

Start: 11:24 End: 11:36

Clerk of the Course:

Timekeeper:

HSCC Classic Racing Cars

RACE 8 - CLASSIFICATION - Brands Hatch - 11 September 2010

| POS | NO | CL | DRIVER | NAT | CAR | TIME | LAPS | GAP | MPH | BEST |
|-----|----|----|----------------|-----|---------------|-----------|------|--------|-------|----------|
| 1 | 2 | G | Ian GRAY | | Brabham BT16 | 21:00.543 | 20 | | 68.53 | 1:01.435 |
| 2 | 69 | G | Antony ROSS | | Lotus 59 | 21:17.282 | 20 | 16.739 | 67.63 | 1:01.549 |
| 3 | 1 | D | Chris HOLLAND | | Brabham BT21 | 21:35.605 | 20 | 35.062 | 66.68 | 1:03.171 |
| 4 | 6 | D | Leif BOSSON | | Brabham BT28 | 21:51.799 | 20 | 51.256 | 65.85 | 1:04.292 |
| 5 | 73 | G | John RAND | | Palliser WDB2 | 21:01.507 | 19 | 1 LAP | 65.06 | 1:03.870 |
| 6 | 64 | D | Trevor MESSETT | | Chevron B9 | 21:42.596 | 19 | 1 LAP | 63.01 | 1:06.668 |
| 7 | 61 | F | Harvey SYKES | | Merlyn Mk17 | 21:45.501 | 19 | 1 LAP | 62.87 | 1:07.198 |
| 8 | 11 | C | David BROWN | | Brabham BT23C | 21:54.462 | 19 | 1 LAP | 62.44 | 1:05.678 |
| 9 | 37 | D | Lincoln SMALL | | Brabham BT10 | 21:38.884 | 18 | 2 LAPS | 59.86 | 1:08.274 |

NOT CLASSIFIED

| | | | | | | | | | |
|----|---|----------------|--|---------------|-----------|----|--------|-------|----------|
| 30 | G | Richard KENDLE | | Brabham BT21B | 16:29.646 | 15 | D.N.F. | 65.48 | 1:02.178 |
| 38 | C | John BROWN | | Merlyn Mk9 | 10:08.708 | 5 | D.N.F. | 35.56 | 1:09.676 |

FASTEST LAP

| | | | | | | | | |
|----|---|---------------|--|---------------|----------|----|----------|-----------|
| 2 | G | Ian GRAY | | Brabham BT16 | 1:01.435 | 16 | 70.26mph | 113.07kph |
| 1 | D | Chris HOLLAND | | Brabham BT21 | 1:03.171 | 14 | 68.32mph | 109.96kph |
| 11 | C | David BROWN | | Brabham BT23C | 1:05.678 | 19 | 65.72mph | 105.76kph |
| 61 | F | Harvey SYKES | | Merlyn Mk17 | 1:07.198 | 6 | 64.23mph | 103.37kph |

Weather/Track: Cloud /Wet

These results are provisional until the conclusion of any judicial and technical matters.

Brands Hatch

Circuit Length = 1.1990 miles.

Start: 16:57 End: 17:18

Clerk of the Course:

Timekeeper:

HSCC Classic Racing Cars

RACE 8 - LAP ANALYSIS - Brands Hatch - 11 September 2010

| | | | | | | | |
|-----------|-----------------------|---------------|----------|------|-----------------|------|-----------------|
| 1 | Chris HOLLAND | Brabham BT21 | | | | | |
| 1 - | 1:11.989 | 6 - | 1:04.472 | 11 - | 1:04.114 | 16 - | 1:04.046 |
| 2 - | 1:04.801 | 7 - | 1:04.460 | 12 - | 1:03.657 | 17 - | 1:05.370 |
| 3 - | 1:04.926 | 8 - | 1:04.895 | 13 - | 1:03.602 | 18 - | 1:06.215 |
| 4 - | 1:04.860 | 9 - | 1:04.372 | 14 - | 1:03.171 | 19 - | 1:04.375 |
| 5 - | 1:04.459 | 10 - | 1:04.285 | 15 - | 1:03.671 | 20 - | 1:03.865 |
| 2 | Ian GRAY | Brabham BT16 | | | | | |
| 1 - | 1:10.933 | 6 - | 1:02.189 | 11 - | 1:01.803 | 16 - | 1:01.435 |
| 2 - | 1:03.727 | 7 - | 1:03.599 | 12 - | 1:02.401 | 17 - | 1:02.007 |
| 3 - | 1:02.889 | 8 - | 1:02.821 | 13 - | 1:02.591 | 18 - | 1:03.717 |
| 4 - | 1:02.006 | 9 - | 1:02.441 | 14 - | 1:01.510 | 19 - | 1:03.765 |
| 5 - | 1:02.125 | 10 - | 1:02.189 | 15 - | 1:02.068 | 20 - | 1:04.327 |
| 6 | Leif BOSSON | Brabham BT28 | | | | | |
| 1 - | 1:13.970 | 6 - | 1:04.817 | 11 - | 1:04.506 | 16 - | 1:04.890 |
| 2 - | 1:06.617 | 7 - | 1:05.513 | 12 - | 1:04.432 | 17 - | 1:05.548 |
| 3 - | 1:05.871 | 8 - | 1:05.195 | 13 - | 1:05.182 | 18 - | 1:04.292 |
| 4 - | 1:05.658 | 9 - | 1:06.035 | 14 - | 1:04.391 | 19 - | 1:05.666 |
| 5 - | 1:04.968 | 10 - | 1:04.862 | 15 - | 1:04.635 | 20 - | 1:04.751 |
| 11 | David BROWN | Brabham BT23C | | | | | |
| 1 - | 1:20.938 | 6 - | 1:08.919 | 11 - | 1:07.700 | 16 - | 1:07.838 |
| 2 - | 1:10.138 | 7 - | 1:08.692 | 12 - | 1:07.221 | 17 - | 1:08.288 |
| 3 - | 1:09.980 | 8 - | 1:09.783 | 13 - | 1:07.322 | 18 - | 1:08.137 |
| 4 - | 1:11.123 | 9 - | 1:08.270 | 14 - | 1:07.950 | 19 - | 1:05.678 |
| 5 - | 1:10.033 | 10 - | 1:08.657 | 15 - | 1:07.795 | | |
| 30 | Richard KENDLE | Brabham BT21B | | | | | |
| 1 - | 1:30.935 | 6 - | 1:04.375 | 11 - | 1:02.611 | | |
| 2 - | 1:07.044 | 7 - | 1:04.343 | 12 - | 1:04.783 | | |
| 3 - | 1:06.543 | 8 - | 1:02.934 | 13 - | 1:03.464 | | |
| 4 - | 1:05.288 | 9 - | 1:03.715 | 14 - | 1:02.205 | | |
| 5 - | 1:05.180 | 10 - | 1:04.048 | 15 - | 1:02.178 | | |
| 37 | Lincoln SMALL | Brabham BT10 | | | | | |
| 1 - | 1:22.148 | 6 - | 1:14.349 | 11 - | 1:11.744 | 16 - | 1:09.732 |
| 2 - | 1:14.556 | 7 - | 1:14.019 | 12 - | 1:10.476 | 17 - | 1:08.274 |
| 3 - | 1:13.564 | 8 - | 1:11.379 | 13 - | 1:11.583 | 18 - | 1:09.255 |
| 4 - | 1:12.344 | 9 - | 1:12.675 | 14 - | 1:08.379 | | |
| 5 - | 1:12.399 | 10 - | 1:11.511 | 15 - | 1:10.497 | | |

Weather/Track: Cloud /Wet

www.mstworld.com

Page 1 of 2

Brands Hatch
Circuit Length = 1.1990 miles.
Start: 16:57 End: 17:18

Printed - 17:21 Saturday, 11 September 2010

HSCC Classic Racing Cars

RACE 8 - LAP ANALYSIS - Brands Hatch - 11 September 2010

(contd.)

| | | | |
|---------------------|-----------------------|----------------------|----------------------|
| 38 | John BROWN | Merlyn Mk9 | |
| 1 - 1:18.925 | | | |
| 2 - 1:10.922 | | | |
| 3 - 1:09.676 | | | |
| 4 - 1:09.883 | | | |
| 5 - 5:19.302P | | | |
| 61 | Harvey SYKES | Merlyn Mk17 | |
| 1 - 1:17.117 | 6 - 1:07.198 | 11 - 1:08.707 | 16 - 1:08.193 |
| 2 - 1:08.188 | 7 - 1:07.833 | 12 - 1:07.754 | 17 - 1:08.804 |
| 3 - 1:08.233 | 8 - 1:08.885 | 13 - 1:07.608 | 18 - 1:08.891 |
| 4 - 1:08.263 | 9 - 1:08.552 | 14 - 1:08.415 | 19 - 1:07.960 |
| 5 - 1:07.633 | 10 - 1:09.159 | 15 - 1:08.108 | |
| 64 | Trevor MESSETT | Chevron B9 | |
| 1 - 1:19.353 | 6 - 1:07.802 | 11 - 1:07.136 | 16 - 1:07.418 |
| 2 - 1:10.517 | 7 - 1:07.803 | 12 - 1:07.507 | 17 - 1:07.224 |
| 3 - 1:10.905 | 8 - 1:07.304 | 13 - 1:06.668 | 18 - 1:07.891 |
| 4 - 1:09.319 | 9 - 1:07.389 | 14 - 1:07.268 | 19 - 1:07.755 |
| 5 - 1:08.987 | 10 - 1:07.422 | 15 - 1:06.928 | |
| 69 | Antony ROSS | Lotus 59 | |
| 1 - 1:10.150 | 6 - 1:08.457 | 11 - 1:02.278 | 16 - 1:01.549 |
| 2 - 1:03.687 | 7 - 1:03.280 | 12 - 1:02.359 | 17 - 1:14.332 |
| 3 - 1:02.917 | 8 - 1:02.852 | 13 - 1:01.943 | 18 - 1:03.535 |
| 4 - 1:02.645 | 9 - 1:02.013 | 14 - 1:01.717 | 19 - 1:03.567 |
| 5 - 1:03.208 | 10 - 1:01.625 | 15 - 1:01.776 | 20 - 1:03.392 |
| 73 | John RAND | Palliser WDB2 | |
| 1 - 1:16.665 | 6 - 1:07.130 | 11 - 1:04.794 | 16 - 1:05.692 |
| 2 - 1:07.852 | 7 - 1:06.203 | 12 - 1:04.642 | 17 - 1:06.690 |
| 3 - 1:07.585 | 8 - 1:05.820 | 13 - 1:04.668 | 18 - 1:04.709 |
| 4 - 1:07.915 | 9 - 1:06.263 | 14 - 1:05.234 | 19 - 1:03.870 |
| 5 - 1:06.118 | 10 - 1:04.251 | 15 - 1:05.406 | |

Weather/Track: Cloud /Wet

www.mstworld.com

Page 2 of 2

Brands Hatch
Circuit Length = 1.1990 miles.
Start: 16:57 End: 17:18

Printed - 17:21 Saturday, 11 September 2010

HSCC Classic Racing Cars

RACE 8 - LAP CHART - Brands Hatch - 11 September 2010

| Lap 1 | | | Lap 2 | | | Lap 3 | | | Lap 4 | | | Lap 5 | | |
|-------|--------|----------|-------|--------|----------|-------|--------|----------|-------|--------|----------|-------|--------|----------|
| No | Behind | Laptime | No | Behind | Laptime | No | Behind | Laptime | No | Behind | Laptime | No | Behind | Laptime |
| 69 | | 1:10.150 | 69 | | 1:03.687 | 69 | | 1:02.917 | 69 | | 1:02.645 | 2 | | 1:02.125 |
| 2 | 0.783 | 1:10.933 | 2 | 0.823 | 1:03.727 | 2 | 0.795 | 1:02.889 | 2 | 0.156 | 1:02.006 | 69 | 0.927 | 1:03.208 |
| 1 | 1.839 | 1:11.989 | 1 | 2.953 | 1:04.801 | 1 | 4.962 | 1:04.926 | 1 | 7.177 | 1:04.860 | 1 | 9.355 | 1:04.459 |
| 6 | 3.820 | 1:13.970 | 6 | 6.750 | 1:06.617 | 6 | 9.704 | 1:05.871 | 6 | 12.717 | 1:05.658 | 6 | 15.404 | 1:04.968 |
| 73 | 6.515 | 1:16.665 | 73 | 10.680 | 1:07.852 | 73 | 15.348 | 1:07.585 | 73 | 20.618 | 1:07.915 | 73 | 24.455 | 1:06.118 |
| 61 | 6.967 | 1:17.117 | 61 | 11.468 | 1:08.188 | 61 | 16.784 | 1:08.233 | 61 | 22.402 | 1:08.263 | 61 | 27.754 | 1:07.633 |
| 38 | 8.775 | 1:18.925 | 38 | 16.010 | 1:10.922 | 38 | 22.769 | 1:09.676 | 38 | 30.007 | 1:09.883 | 30 | 33.310 | 1:05.180 |
| 64 | 9.203 | 1:19.353 | 64 | 16.033 | 1:10.517 | 64 | 24.021 | 1:10.905 | 30 | 30.411 | 1:05.288 | 64 | 37.401 | 1:08.987 |
| 11 | 10.788 | 1:20.938 | 11 | 17.239 | 1:10.138 | 11 | 24.302 | 1:09.980 | 64 | 30.695 | 1:09.319 | 11 | 40.532 | 1:10.033 |
| 37 | 11.998 | 1:22.148 | 37 | 22.867 | 1:14.556 | 30 | 27.768 | 1:06.543 | 11 | 32.780 | 1:11.123 | 37 | 53.331 | 1:12.399 |
| 30 | 20.785 | 1:30.935 | 30 | 24.142 | 1:07.044 | 37 | 33.514 | 1:13.564 | 37 | 43.213 | 1:12.344 | | | |

Weather/Track: Cloud /Wet

www.mstworld.com

Page 1 of 4

Brands Hatch
Circuit Length = 1.1990 miles.
Start: 16:57 End: 17:18

Printed - 17:21 Saturday, 11 September 2010

HSCC Classic Racing Cars

RACE 8 - LAP CHART - Brands Hatch - 11 September 2010

(contd.)

| Lap 6 | | | Lap 7 | | | Lap 8 | | | Lap 9 | | | Lap 10 | | |
|-------|--------|----------|-------|--------|----------|-------|--------|----------|-------|--------|-----------|--------|--------|----------|
| No | Behind | Laptime | No | Behind | Laptime | No | Behind | Laptime | No | Behind | Laptime | No | Behind | Laptime |
| 2 | | 1:02.189 | 2 | | 1:03.599 | 2 | | 1:02.821 | 2 | | 1:02.441 | 2 | | 1:02.189 |
| 69 | 7.195 | 1:08.457 | 37 | 1 LAP | 1:14.349 | 69 | 6.907 | 1:02.852 | 69 | 6.479 | 1:02.013 | 11 | 1 LAP | 1:08.270 |
| 1 | 11.638 | 1:04.472 | 69 | 6.876 | 1:03.280 | 37 | 1 LAP | 1:14.019 | 1 | 16.504 | 1:04.372 | 69 | 5.915 | 1:01.625 |
| 6 | 18.032 | 1:04.817 | 1 | 12.499 | 1:04.460 | 1 | 14.573 | 1:04.895 | 37 | 1 LAP | 1:11.379 | 1 | 18.600 | 1:04.285 |
| 73 | 29.396 | 1:07.130 | 6 | 19.946 | 1:05.513 | 6 | 22.320 | 1:05.195 | 6 | 25.914 | 1:06.035 | 6 | 28.587 | 1:04.862 |
| 61 | 32.763 | 1:07.198 | 73 | 32.000 | 1:06.203 | 73 | 34.999 | 1:05.820 | 38 | 4 LAPS | 5:19.302P | 37 | 1 LAP | 1:12.675 |
| 30 | 35.496 | 1:04.375 | 30 | 36.240 | 1:04.343 | 30 | 36.353 | 1:02.934 | 30 | 37.627 | 1:03.715 | 30 | 39.486 | 1:04.048 |
| 64 | 43.014 | 1:07.802 | 61 | 36.997 | 1:07.833 | 61 | 43.061 | 1:08.885 | 73 | 38.821 | 1:06.263 | 73 | 40.883 | 1:04.251 |
| 11 | 47.262 | 1:08.919 | 64 | 47.218 | 1:07.803 | 64 | 51.701 | 1:07.304 | 61 | 49.172 | 1:08.552 | 61 | 56.142 | 1:09.159 |
| | | | 11 | 52.355 | 1:08.692 | 11 | 59.317 | 1:09.783 | 64 | 56.649 | 1:07.389 | | | |

Weather/Track: Cloud /Wet

www.mstworld.com

Page 2 of 4

Brands Hatch
Circuit Length = 1.1990 miles.
Start: 16:57 End: 17:18

Printed - 17:21 Saturday, 11 September 2010

HSCC Classic Racing Cars

RACE 8 - LAP CHART - Brands Hatch - 11 September 2010

(contd.)

| Lap 11 | | | Lap 12 | | | Lap 13 | | | Lap 14 | | | Lap 15 | | |
|--------|--------|----------|--------|--------|----------|--------|--------|----------|--------|--------|----------|--------|--------|----------|
| No | Behind | Laptime | No | Behind | Laptime | No | Behind | Laptime | No | Behind | Laptime | No | Behind | Laptime |
| 2 | | 1:01.803 | 2 | | 1:02.401 | 2 | | 1:02.591 | 2 | | 1:01.510 | 2 | | 1:02.068 |
| 64 | 1 LAP | 1:07.422 | 61 | 1 LAP | 1:08.707 | 69 | 5.700 | 1:01.943 | 69 | 5.907 | 1:01.717 | 69 | 5.615 | 1:01.776 |
| 69 | 6.390 | 1:02.278 | 64 | 1 LAP | 1:07.136 | 61 | 1 LAP | 1:07.754 | 61 | 1 LAP | 1:07.608 | 37 | 2 LAPS | 1:11.583 |
| 11 | 1 LAP | 1:08.657 | 69 | 6.348 | 1:02.359 | 64 | 1 LAP | 1:07.507 | 64 | 1 LAP | 1:06.668 | 61 | 1 LAP | 1:08.415 |
| 1 | 20.911 | 1:04.114 | 11 | 1 LAP | 1:07.700 | 11 | 1 LAP | 1:07.221 | 1 | 24.839 | 1:03.171 | 64 | 1 LAP | 1:07.268 |
| 6 | 31.290 | 1:04.506 | 1 | 22.167 | 1:03.657 | 1 | 23.178 | 1:03.602 | 11 | 1 LAP | 1:07.322 | 1 | 26.442 | 1:03.671 |
| 30 | 40.294 | 1:02.611 | 6 | 33.321 | 1:04.432 | 6 | 35.912 | 1:05.182 | 6 | 38.793 | 1:04.391 | 11 | 1 LAP | 1:07.950 |
| 37 | 1 LAP | 1:11.511 | 30 | 42.676 | 1:04.783 | 30 | 43.549 | 1:03.464 | 30 | 44.244 | 1:02.205 | 6 | 41.360 | 1:04.635 |
| 73 | 43.874 | 1:04.794 | 73 | 46.115 | 1:04.642 | 73 | 48.192 | 1:04.668 | 73 | 51.916 | 1:05.234 | 30 | 44.354 | 1:02.178 |
| | | | 37 | 1 LAP | 1:11.744 | 37 | 1 LAP | 1:10.476 | | | | 73 | 55.254 | 1:05.406 |

Weather/Track: Cloud /Wet

www.mstworld.com

Page 3 of 4

Brands Hatch
Circuit Length = 1.1990 miles.
Start: 16:57 End: 17:18

Printed - 17:21 Saturday, 11 September 2010

HSCC Classic Racing Cars

RACE 8 - LAP CHART - Brands Hatch - 11 September 2010

(contd.)

| Lap 16 | | | Lap 17 | | | Lap 18 | | | Lap 19 | | | Lap 20 | | |
|--------|--------|----------|--------|--------|----------|--------|--------|----------|--------|--------|----------|--------|--------|----------|
| No | Behind | Laptime | No | Behind | Laptime | No | Behind | Laptime | No | Behind | Laptime | No | Behind | Laptime |
| 2 | | 1:01.435 | 2 | | 1:02.007 | 2 | | 1:03.717 | 2 | | 1:03.765 | 2 | | 1:04.327 |
| 69 | 5.729 | 1:01.549 | 69 | 18.054 | 1:14.332 | 73 | 1 LAP | 1:06.690 | 73 | 1 LAP | 1:04.709 | 73 | 1 LAP | 1:03.870 |
| 37 | 2 LAPS | 1:08.379 | 37 | 2 LAPS | 1:10.497 | 69 | 17.872 | 1:03.535 | 69 | 17.674 | 1:03.567 | 69 | 16.739 | 1:03.392 |
| 61 | 1 LAP | 1:08.108 | 64 | 1 LAP | 1:07.418 | 37 | 2 LAPS | 1:09.732 | 37 | 2 LAPS | 1:08.274 | 1 | 35.062 | 1:03.865 |
| 64 | 1 LAP | 1:06.928 | 61 | 1 LAP | 1:08.193 | 64 | 1 LAP | 1:07.224 | 1 | 35.524 | 1:04.375 | 37 | 2 LAPS | 1:09.255 |
| 1 | 29.053 | 1:04.046 | 1 | 32.416 | 1:05.370 | 1 | 34.914 | 1:06.215 | 64 | 1 LAP | 1:07.891 | 64 | 1 LAP | 1:07.755 |
| 11 | 1 LAP | 1:07.795 | 11 | 1 LAP | 1:07.838 | 61 | 1 LAP | 1:08.804 | 61 | 1 LAP | 1:08.891 | 61 | 1 LAP | 1:07.960 |
| 6 | 44.815 | 1:04.890 | 6 | 48.356 | 1:05.548 | 11 | 1 LAP | 1:08.288 | 6 | 50.832 | 1:05.666 | 6 | 51.256 | 1:04.751 |
| 73 | 59.511 | 1:05.692 | | | | 6 | 48.931 | 1:04.292 | 11 | 1 LAP | 1:08.137 | 11 | 1 LAP | 1:05.678 |

Weather/Track: Cloud /Wet

www.mstworld.com

Page 4 of 4

Brands Hatch
Circuit Length = 1.1990 miles.
Start: 16:57 End: 17:18

Printed - 17:21 Saturday, 11 September 2010

HSCC Guards Trophy

QUALIFYING - RACE 9 - Brands Hatch - 11 September 2010

| POS | NO | CL | DRIVER(S) | CAR | TIME | LAPS | GAP | MPH |
|-----|----|-----|-------------------|----------------|----------|------|--------|-------|
| 1 | 12 | SRD | Stevens | Chevron B8 | 51.831 | 8 | | 83.27 |
| 2 | 42 | SRD | Fleming | Chevron B8 | 52.159 | 21 | 0.328 | 82.75 |
| 3 | 2 | SRD | Tizzard/Tizzard | Lenham Spider | 52.439 | 24 | 0.608 | 82.31 |
| 4 | 34 | SRD | Schryver/Schryver | Chevron B8 | 52.465 | 25 | 0.634 | 82.27 |
| 5 | 24 | SRD | Hodges | Chevron B8 | 52.476 | 23 | 0.645 | 82.25 |
| 6 | 45 | SRD | Dodd | Ginetta G16 | 52.659 | 20 | 0.828 | 81.96 |
| 7 | 49 | SRD | Schryver/Schryver | Chevron B6 | 53.074 | 6 | 1.243 | 81.32 |
| 8 | 6 | SRD | McClurg/Thompson | Chevron B6 | 53.407 | 26 | 1.576 | 80.82 |
| 9 | 39 | B1 | Taylor | Lotus Elan | 56.657 | 25 | 4.826 | 76.18 |
| 10 | 87 | B1 | Fleming | Lotus Elan 26R | 56.832 | 23 | 5.001 | 75.95 |
| 11 | 71 | SRB | Wilson | Elva Mk7 | 56.911 | 26 | 5.080 | 75.84 |
| 12 | 8 | SRD | Boswell | Costin Nathan | 57.253 | 21 | 5.422 | 75.39 |
| 13 | 10 | SRB | Halliday | Lotus 23B | 57.623 | 23 | 5.792 | 74.90 |
| 14 | 32 | C2 | Adams | Jaguar E type | 58.330 | 24 | 6.499 | 74.00 |
| 15 | 7 | SRC | Woolston/Bottrill | Elva Mk7S | 59.435 | 22 | 7.604 | 72.62 |
| 16 | 98 | B2 | Bentley | MG B | 1:00.903 | 19 | 9.072 | 70.87 |
| 17 | 28 | B2 | Boyes/Smith | MG B | 1:01.127 | 15 | 9.296 | 70.61 |
| 18 | 33 | B2 | Richardson | MG B | 1:01.326 | 23 | 9.495 | 70.38 |
| 19 | 88 | B3 | Somerville/Monk | Triumph TR4 | 1:01.848 | 22 | 10.017 | 69.79 |
| 20 | 27 | B3 | Hoble | Morgan Plus 4 | 1:04.909 | 10 | 13.078 | 66.49 |
| 21 | 21 | C2 | Jonsson | Jaguar E-Type | 1:07.301 | 22 | 15.470 | 64.13 |

Weather/Track: Cloud /Damp

These results are provisional until the conclusion of any judicial and technical matters.

Brands Hatch

Circuit Length = 1.1990 miles.

Start: 11:45 End: 12:10

| | | |
|----------------------|--|-------------|
| Clerk of the Course: | | Timekeeper: |
|----------------------|--|-------------|

HSCC Guards Trophy

QUALIFYING LAP ANALYSIS - RACE 9 - Brands Hatch - 11 September 2010

| | | | | | | | | | | | |
|-----------|--------------------------|---------------|---------------|------|---------------|------|---------------|------|---------------|------|--------|
| 2 | Tizzard/Tizzard | Lenham Spider | | | | | | | | | |
| 1 - | X:00.000 | 6 - | 56.813 | 11 - | 56.869 | 16 - | 53.988 | 21 - | 52.646 | | |
| 2 - | 1:00.996 | 7 - | 56.245 | 12 - | 55.181 | 17 - | 53.303 | 22 - | 52.544 | | |
| 3 - | 57.964 | 8 - | 54.957 | 13 - | 54.487 | 18 - | 54.829 | 23 - | 52.546 | | |
| 4 - | 58.818 | 9 - | 3:05.367P | 14 - | 54.904 | 19 - | 55.984 | 24 - | 52.439 | | |
| 5 - | 58.845 | 10 - | 1:03.507 | 15 - | 55.060 | 20 - | 54.052 | | | | |
| 6 | McClurg/Thompson | Chevron B6 | | | | | | | | | |
| 1 - | X:00.000 | 6 - | 57.199 | 11 - | 55.158 | 16 - | 1:54.338P | 21 - | 54.175 | 26 - | 56.733 |
| 2 - | 1:00.628 | 7 - | 57.700 | 12 - | 1:00.201 | 17 - | 1:00.845 | 22 - | 57.462 | | |
| 3 - | 57.616 | 8 - | 57.288 | 13 - | 55.649 | 18 - | 56.188 | 23 - | 54.932 | | |
| 4 - | 57.487 | 9 - | 58.294 | 14 - | 55.243 | 19 - | 53.815 | 24 - | 53.407 | | |
| 5 - | 56.151 | 10 - | 56.646 | 15 - | 55.224 | 20 - | 53.696 | 25 - | 54.349 | | |
| 7 | Woolston/Bottrill | Elva Mk7S | | | | | | | | | |
| 1 - | X:00.000 | 6 - | 1:03.669 | 11 - | 1:04.556 | 16 - | 1:04.438 | 21 - | 59.475 | | |
| 2 - | 1:07.878 | 7 - | 1:04.224 | 12 - | 2:38.145P | 17 - | 1:01.875 | 22 - | 59.435 | | |
| 3 - | 1:09.650 | 8 - | 1:07.952 | 13 - | 1:09.908 | 18 - | 1:03.130 | | | | |
| 4 - | 1:06.346 | 9 - | 1:06.075 | 14 - | 1:03.194 | 19 - | 1:00.207 | | | | |
| 5 - | 1:04.287 | 10 - | 1:06.338 | 15 - | 1:03.900 | 20 - | 1:01.621 | | | | |
| 8 | Boswell | Costin Nathan | | | | | | | | | |
| 1 - | X:00.000 | 6 - | 1:01.553 | 11 - | 58.697 | 16 - | 57.642 | 21 - | 57.766 | | |
| 2 - | 1:04.586 | 7 - | 1:01.001 | 12 - | 59.821 | 17 - | 57.253 | | | | |
| 3 - | 1:05.234 | 8 - | 1:00.915 | 13 - | 58.175 | 18 - | 1:07.712 | | | | |
| 4 - | 1:04.257 | 9 - | 59.803 | 14 - | 57.273 | 19 - | 1:04.380 | | | | |
| 5 - | 1:01.218 | 10 - | 1:00.542 | 15 - | 57.489 | 20 - | 59.878 | | | | |
| 10 | Halliday | Lotus 23B | | | | | | | | | |
| 1 - | X:00.000 | 6 - | 1:00.703 | 11 - | 59.765 | 16 - | 58.958 | 21 - | 1:06.633 | | |
| 2 - | 1:06.845 | 7 - | 1:36.844P | 12 - | 58.883 | 17 - | 1:02.327 | 22 - | 1:01.289 | | |
| 3 - | 1:03.453 | 8 - | 1:07.693 | 13 - | 58.507 | 18 - | 59.616 | 23 - | 59.454 | | |
| 4 - | 1:01.102 | 9 - | 59.710 | 14 - | 58.332 | 19 - | 1:02.107 | | | | |
| 5 - | 1:04.914 | 10 - | 59.756 | 15 - | 57.623 | 20 - | 1:21.537P | | | | |
| 12 | Stevens | Chevron B8 | | | | | | | | | |
| 1 - | X:00.000 | 6 - | 1:15.586 | | | | | | | | |
| 2 - | 55.445 | 7 - | 51.831 | | | | | | | | |
| 3 - | 52.722 | 8 - | 8:34.460P | | | | | | | | |
| 4 - | 54.598 | | | | | | | | | | |
| 5 - | 6:14.952P | | | | | | | | | | |

Weather/Track: Cloud /Damp

www.mstworld.com

Page 1 of 4

Brands Hatch
Circuit Length = 1.1990 miles.
Start: 11:45 End: 12:10

Printed - 12:12 Saturday, 11 September 2010

HSCC Guards Trophy

QUALIFYING LAP ANALYSIS - RACE 9 - Brands Hatch - 11 September 2010

(contd.)

| | | | | | | |
|---------------|----------------------|--------------------|----------------|----------------------|--|--|
| 21 | Jonsson | Jaguar E-Type | | | | |
| 1 - X:00.000 | 6 - 1:07.301 | 11 - 1:07.641 | 16 - 1:08.340 | 21 - 1:07.790 | | |
| 2 - 1:09.630 | 7 - 1:08.089 | 12 - 1:07.301 | 17 - 1:08.053 | 22 - 1:07.794 | | |
| 3 - 1:10.421 | 8 - 1:07.830 | 13 - 1:07.305 | 18 - 1:08.159 | | | |
| 4 - 1:10.673 | 9 - 1:07.444 | 14 - 1:07.817 | 19 - 1:08.336 | | | |
| 5 - 1:08.556 | 10 - 1:09.439 | 15 - 1:07.326 | 20 - 1:08.272 | | | |
| 24 | Hodges | Chevron B8 | | | | |
| 1 - X:00.000 | 6 - 54.447 | 11 - 52.996 | 16 - 53.374 | 21 - 59.844 | | |
| 2 - 59.846 | 7 - 54.040 | 12 - 52.995 | 17 - 52.784 | 22 - 52.945 | | |
| 3 - 1:00.894 | 8 - 53.720 | 13 - 52.478 | 18 - 52.730 | 23 - 52.492 | | |
| 4 - 2:26.499P | 9 - 53.323 | 14 - 52.476 | 19 - 53.590 | | | |
| 5 - 1:01.371 | 10 - 54.950 | 15 - 53.624 | 20 - 3:06.040P | | | |
| 27 | Hoble | Morgan Plus 4 | | | | |
| 1 - X:00.000 | 6 - 1:16.037 | | | | | |
| 2 - 1:07.992 | 7 - 1:05.659 | | | | | |
| 3 - 1:05.399 | 8 - 1:06.057 | | | | | |
| 4 - 1:06.302 | 9 - 1:05.850 | | | | | |
| 5 - X:00.000P | 10 - 1:04.909 | | | | | |
| 28 | Boyes/Smith | MG B | | | | |
| 1 - X:00.000 | 6 - 1:01.127 | 11 - 1:03.217 | | | | |
| 2 - 1:07.938 | 7 - 2:31.304P | 12 - 1:02.322 | | | | |
| 3 - 1:08.854 | 8 - 1:12.193 | 13 - 1:02.328 | | | | |
| 4 - 1:04.955 | 9 - 1:05.419 | 14 - 1:02.303 | | | | |
| 5 - 1:03.417 | 10 - 1:03.290 | 15 - 1:36.918P | | | | |
| 32 | Adams | Jaguar E type | | | | |
| 1 - X:00.000 | 6 - 1:01.504 | 11 - 1:00.851 | 16 - 58.967 | 21 - 58.330 | | |
| 2 - 1:03.540 | 7 - 1:02.908 | 12 - 1:07.932 | 17 - 1:07.268 | 22 - 58.940 | | |
| 3 - 1:05.871 | 8 - 1:02.072 | 13 - 59.525 | 18 - 59.800 | 23 - 1:02.422 | | |
| 4 - 1:02.042 | 9 - 1:01.238 | 14 - 59.412 | 19 - 59.617 | 24 - 59.037 | | |
| 5 - 1:00.205 | 10 - 59.849 | 15 - 58.915 | 20 - 59.129 | | | |
| 33 | Richardson | MG B | | | | |
| 1 - X:00.000 | 6 - 1:02.699 | 11 - 1:02.283 | 16 - 1:05.354 | 21 - 1:01.326 | | |
| 2 - 1:08.236 | 7 - 1:02.331 | 12 - 1:02.186 | 17 - 1:05.237 | 22 - 1:02.793 | | |
| 3 - 1:04.938 | 8 - 1:03.905 | 13 - 1:01.481 | 18 - 1:04.912 | 23 - 1:01.957 | | |
| 4 - 1:03.267 | 9 - 1:03.167 | 14 - 1:01.717 | 19 - 1:03.608 | | | |
| 5 - 1:02.666 | 10 - 1:10.400 | 15 - 1:05.156 | 20 - 1:03.117 | | | |

Weather/Track: Cloud /Damp

www.mstworld.com

Page 2 of 4

Brands Hatch
Circuit Length = 1.1990 miles.
Start: 11:45 End: 12:10

Printed - 12:12 Saturday, 11 September 2010

HSCC Guards Trophy

QUALIFYING LAP ANALYSIS - RACE 9 - Brands Hatch - 11 September 2010

(contd.)

| | | | | | | | | | | | |
|-----------|--------------------------|-------------|-----------------------|------|-----------------------|------|---------------|------|---------------|------|--------|
| 34 | Schryver/Schryver | Chevron B8 | | | | | | | | | |
| 1 - | X:00.000 | 6 - | 2:36.099 ^P | 11 - | 53.541 | 16 - | 52.581 | 21 - | 52.656 | | |
| 2 - | 1:01.355 | 7 - | 1:03.566 | 12 - | 52.950 | 17 - | 1:02.113 | 22 - | 52.502 | | |
| 3 - | 58.088 | 8 - | 53.354 | 13 - | 52.955 | 18 - | 53.874 | 23 - | 53.227 | | |
| 4 - | 1:00.772 | 9 - | 53.951 | 14 - | 53.660 | 19 - | 52.878 | 24 - | 52.465 | | |
| 5 - | 56.245 | 10 - | 52.930 | 15 - | 54.057 | 20 - | 52.510 | 25 - | 57.689 | | |
| 39 | Taylor | Lotus Elan | | | | | | | | | |
| 1 - | X:00.000 | 6 - | 57.914 | 11 - | 59.780 | 16 - | 57.576 | 21 - | 56.717 | | |
| 2 - | 1:03.634 | 7 - | 58.597 | 12 - | 57.389 | 17 - | 56.953 | 22 - | 56.740 | | |
| 3 - | 1:01.337 | 8 - | 58.625 | 13 - | 1:52.689 ^P | 18 - | 57.801 | 23 - | 56.657 | | |
| 4 - | 58.629 | 9 - | 57.491 | 14 - | 1:04.486 | 19 - | 57.692 | 24 - | 59.431 | | |
| 5 - | 59.760 | 10 - | 57.384 | 15 - | 57.782 | 20 - | 57.447 | 25 - | 59.416 | | |
| 42 | Fleming | Chevron B8 | | | | | | | | | |
| 1 - | X:00.000 | 6 - | 53.458 | 11 - | 52.735 | 16 - | 1:04.911 | 21 - | 52.366 | | |
| 2 - | 54.580 | 7 - | 53.149 | 12 - | 52.577 | 17 - | 52.427 | | | | |
| 3 - | 54.019 | 8 - | 54.304 | 13 - | 52.491 | 18 - | 55.257 | | | | |
| 4 - | 56.609 | 9 - | 4:20.211 ^P | 14 - | 54.694 | 19 - | 52.647 | | | | |
| 5 - | 54.994 | 10 - | 1:00.937 | 15 - | 3:54.372 ^P | 20 - | 52.159 | | | | |
| 45 | Dodd | Ginetta G16 | | | | | | | | | |
| 1 - | X:00.000 | 6 - | 53.757 | 11 - | 52.979 | 16 - | 53.142 | | | | |
| 2 - | 56.769 | 7 - | 54.961 | 12 - | 2:52.829 ^P | 17 - | 53.784 | | | | |
| 3 - | 57.225 | 8 - | 56.347 | 13 - | 57.996 | 18 - | 55.043 | | | | |
| 4 - | 54.094 | 9 - | 56.523 | 14 - | 54.082 | 19 - | 52.659 | | | | |
| 5 - | 54.570 | 10 - | 54.054 | 15 - | 53.482 | 20 - | 55.705 | | | | |
| 49 | Schryver/Schryver | Chevron B6 | | | | | | | | | |
| 1 - | X:00.000 | 6 - | 53.700 | | | | | | | | |
| 2 - | 56.877 | | | | | | | | | | |
| 3 - | 55.299 | | | | | | | | | | |
| 4 - | 53.074 | | | | | | | | | | |
| 5 - | 53.360 | | | | | | | | | | |
| 71 | Wilson | Elva Mk7 | | | | | | | | | |
| 1 - | X:00.000 | 6 - | 59.530 | 11 - | 57.697 | 16 - | 56.991 | 21 - | 56.959 | 26 - | 57.931 |
| 2 - | 1:02.525 | 7 - | 59.600 | 12 - | 58.813 | 17 - | 59.616 | 22 - | 57.137 | | |
| 3 - | 1:01.720 | 8 - | 59.000 | 13 - | 57.539 | 18 - | 57.439 | 23 - | 57.393 | | |
| 4 - | 59.387 | 9 - | 58.103 | 14 - | 58.241 | 19 - | 58.401 | 24 - | 57.589 | | |
| 5 - | 58.814 | 10 - | 57.146 | 15 - | 58.927 | 20 - | 56.911 | 25 - | 57.861 | | |

Weather/Track: Cloud /Damp

www.mstworld.com

Page 3 of 4

Brands Hatch
Circuit Length = 1.1990 miles.
Start: 11:45 End: 12:10

Printed - 12:12 Saturday, 11 September 2010

HSCC Guards Trophy

QUALIFYING LAP ANALYSIS - RACE 9 - Brands Hatch - 11 September 2010

(contd.)

| 87 | Fleming | Lotus Elan 26R | | | | |
|--------------|----------------|----------------|---------------|--------------------|--|--|
| 1 - X:00.000 | 6 - 1:00.531 | 11 - 57.849 | 16 - 59.867 | 21 - 58.420 | | |
| 2 - 1:04.695 | 7 - 1:01.128 | 12 - 1:00.783 | 17 - 58.760 | 22 - 58.994 | | |
| 3 - 1:04.156 | 8 - 1:01.830 | 13 - 2:07.913P | 18 - 58.354 | 23 - 56.832 | | |
| 4 - 1:02.277 | 9 - 58.687 | 14 - 1:02.845 | 19 - 57.137 | | | |
| 5 - 1:00.258 | 10 - 59.639 | 15 - 59.165 | 20 - 1:00.989 | | | |


| 88 | Somerville/Monk | Triumph TR4 | | | | |
|--------------|------------------------|---------------|----------------------|---------------|--|--|
| 1 - X:00.000 | 6 - 1:05.241 | 11 - 1:04.862 | 16 - 1:02.558 | 21 - 1:02.112 | | |
| 2 - 1:08.843 | 7 - 1:03.703 | 12 - 1:05.165 | 17 - 1:02.654 | 22 - 1:07.788 | | |
| 3 - 1:06.252 | 8 - 1:05.258 | 13 - 1:02.898 | 18 - 1:02.193 | | | |
| 4 - 1:07.553 | 9 - 2:35.435P | 14 - 1:03.465 | 19 - 1:02.246 | | | |
| 5 - 1:05.728 | 10 - 1:13.117 | 15 - 1:03.266 | 20 - 1:01.848 | | | |

| 98 | Bentley | MG B | | | | |
|--------------|----------------|----------------------|----------------|--|--|--|
| 1 - X:00.000 | 6 - 1:02.262 | 11 - 1:01.108 | 16 - 1:01.085 | | | |
| 2 - 1:07.297 | 7 - 1:01.066 | 12 - 1:01.499 | 17 - 1:06.790 | | | |
| 3 - 1:11.174 | 8 - 1:01.679 | 13 - 1:01.841 | 18 - 1:07.408 | | | |
| 4 - 1:05.541 | 9 - 1:03.197 | 14 - 1:00.903 | 19 - 1:26.004P | | | |
| 5 - 1:02.736 | 10 - 1:02.668 | 15 - 1:02.110 | | | | |

Weather/Track: Cloud /Damp

HSCC Guards Trophy

GRID FOR RACE 9 - Brands Hatch - 11 September 2010

| | | | | |
|---|----|-------------------|----|-------------------|
| ROW 11 | 21 | Jonsson | | |
| ROW 10 | 88 | Somerville/Monk | 27 | Hoble |
| ROW 9 | 28 | Boyes/Smith | 33 | Richardson |
| ROW 8 | 7 | Woolston/Bottrill | 98 | Bentley |
| ROW 7 | 10 | Halliday | 32 | Adams |
| ROW 6 | 71 | Wilson | 8 | Boswell |
| ROW 5 | 39 | Taylor | 87 | Fleming |
| ROW 4 | 49 | Schryver/Schryver | 6 | McClurg/Thompson |
| ROW 3 | 24 | Hodges | 45 | Dodd |
| ROW 2 | 2 | Tizzard/Tizzard | 34 | Schryver/Schryver |
| ROW 1 | 12 | Stevens | 42 | Fleming |
| POLE | | | | |
|  | | | | |

Weather/Track: Cloud /Damp

These results are provisional until the conclusion of any judicial and technical matters.

Brands Hatch

Circuit Length = 1.1990 miles.

Start: 11:45 End: 12:10

Clerk of the Course:

Timekeeper:

HSCC Guards Trophy

RACE 9 - CLASSIFICATION - Brands Hatch - 11 September 2010

| POS | NO | CL | DRIVER(S) | CAR | TIME | LAPS | GAP | MPH | BEST |
|-----|----|-----|-------------------|---------------|-----------|------|--------|-------|----------|
| 1 | 42 | SRD | Fleming | Chevron B8 | 39:57.127 | 39 | | 70.25 | 56.102 |
| 2 | 45 | SRD | Dodd | Ginetta G16 | 39:58.833 | 39 | 1.706 | 70.20 | 56.361 |
| 3 | 24 | SRD | Hodges | Chevron B8 | 40:02.531 | 38 | 1 LAP | 68.29 | 56.869 |
| 4 | 34 | SRD | Schryver/Schryver | Chevron B8 | 40:11.869 | 37 | 2 LAPS | 66.24 | 59.367 |
| 5 | 6 | SRD | Thompson/McClurg | Chevron B6 | 40:23.239 | 37 | 2 LAPS | 65.93 | 59.998 |
| 6 | 8 | SRD | Boswell | Costin Nathan | 40:04.123 | 36 | 3 LAPS | 64.66 | 1:02.871 |
| 7 | 32 | C2 | Adams | Jaguar E type | 40:50.045 | 35 | 4 LAPS | 61.68 | 1:04.044 |
| 8 | 39 | B1 | Taylor | Lotus Elan | 40:57.439 | 35 | 4 LAPS | 61.50 | 1:04.029 |
| 9 | 71 | SRB | Wilson | Elva Mk7 | 40:16.046 | 34 | 5 LAPS | 60.77 | 1:05.010 |
| 10 | 33 | B2 | Richardson | MG B | 40:21.849 | 34 | 5 LAPS | 60.62 | 1:05.766 |
| 11 | 98 | B2 | Bentley | MG B | 40:22.388 | 34 | 5 LAPS | 60.61 | 1:06.296 |
| 12 | 88 | B3 | Somerville/Monk | Triumph TR4 | 40:06.536 | 33 | 6 LAPS | 59.21 | 1:05.973 |
| 13 | 27 | B3 | Hoble | Morgan Plus 4 | 40:10.976 | 33 | 6 LAPS | 59.10 | 1:06.922 |
| 14 | 21 | C2 | Jonsson | Jaguar E-Type | 40:03.070 | 32 | 7 LAPS | 57.50 | 1:10.295 |
| 15 | 7 | SRC | Bottrill/Woolston | Elva Mk7S | 41:01.187 | 31 | 8 LAPS | 54.39 | 1:09.753 |

NOT CLASSIFIED

| | | | | | | | | |
|----|-----|-------------------|----------------|-----------|----|--------|-------|----------|
| 87 | B1 | Fleming | Lotus Elan 26R | 26:12.944 | 22 | D.N.F. | 60.41 | 1:05.222 |
| 2 | SRD | Tizzard/Tizzard | Lenham Spider | 22:24.578 | 20 | D.N.F. | 64.25 | 1:00.227 |
| 49 | SRD | Schryver/Schryver | Chevron B6 | 9:17.493 | 9 | D.N.F. | 69.79 | 59.549 |
| 12 | SRD | Stevens | Chevron B8 | 3:06.709 | 3 | D.N.F. | 69.70 | 59.845 |
| 28 | B2 | Boyes/Smith | MG B | 3:41.063 | 3 | D.N.F. | 58.87 | 1:09.861 |
| 10 | SRB | Halliday | Lotus 23B | | 0 | D.N.F. | N/A | |

FASTEST LAP

| | | | | | | | |
|----|-----|-------------------|---------------|----------|----|----------|-----------|
| 42 | SRD | Fleming | Chevron B8 | 56.102 | 38 | 76.93mph | 123.82kph |
| 39 | B1 | Taylor | Lotus Elan | 1:04.029 | 28 | 67.41mph | 108.49kph |
| 32 | C2 | Adams | Jaguar E type | 1:04.044 | 28 | 67.39mph | 108.46kph |
| 71 | SRB | Wilson | Elva Mk7 | 1:05.010 | 34 | 66.39mph | 106.85kph |
| 33 | B2 | Richardson | MG B | 1:05.766 | 31 | 65.63mph | 105.62kph |
| 88 | B3 | Somerville/Monk | Triumph TR4 | 1:05.973 | 28 | 65.42mph | 105.29kph |
| 7 | SRC | Bottrill/Woolston | Elva Mk7S | 1:09.753 | 19 | 61.88mph | 99.58kph |

Weather/Track: Cloud /Damp

These results are provisional until the conclusion of any judicial and technical matters.

Brands Hatch

Circuit Length = 1.1990 miles.

Start: 17:27 End: 18:07

Clerk of the Course:

Timekeeper:

HSCC Guards Trophy

RACE 9 - LAP ANALYSIS - Brands Hatch - 11 September 2010

| | | | | | | | |
|---------------|--------------------------|--------------------|----------------------|---------------|---------------|---------------|--|
| 2 | Tizzard/Tizzard | Lenham Spider | | | | | |
| 1 - 1:08.166 | 6 - 1:03.451 | 11 - 1:00.739 | 16 - 1:08.815 | | | | |
| 2 - 1:02.947 | 7 - 1:02.935 | 12 - 1:01.371 | 17 - 1:03.341 | | | | |
| 3 - 1:02.173 | 8 - 1:02.445 | 13 - 1:02.501 | 18 - 1:01.332 | | | | |
| 4 - 1:01.711 | 9 - 1:01.137 | 14 - 1:01.783 | 19 - 1:00.902 | | | | |
| 5 - 1:02.513 | 10 - 1:01.639 | 15 - 2:34.450P | 20 - 1:00.227 | | | | |
| 6 | Thompson/McClurg | Chevron B6 | | | | | |
| 1 - 1:11.981 | 11 - 1:03.085 | 21 - 1:03.606 | 31 - 1:02.599 | | | | |
| 2 - 1:06.391 | 12 - 1:04.409 | 22 - 1:04.254 | 32 - 1:00.628 | | | | |
| 3 - 1:05.211 | 13 - 1:03.414 | 23 - 1:03.765 | 33 - 1:02.584 | | | | |
| 4 - 1:04.904 | 14 - 1:02.826 | 24 - 1:04.061 | 34 - 1:00.718 | | | | |
| 5 - 1:02.918 | 15 - 1:04.072 | 25 - 1:02.244 | 35 - 1:00.479 | | | | |
| 6 - 1:03.220 | 16 - 1:03.923 | 26 - 1:02.461 | 36 - 1:00.936 | | | | |
| 7 - 1:03.736 | 17 - 1:03.549 | 27 - 1:03.463 | 37 - 1:00.160 | | | | |
| 8 - 1:03.799 | 18 - 1:02.713 | 28 - 1:02.324 | | | | | |
| 9 - 1:05.049 | 19 - 2:21.071P | 29 - 1:01.448 | | | | | |
| 10 - 1:03.011 | 20 - 1:08.229 | 30 - 59.998 | | | | | |
| 7 | Bottrill/Woolston | Elva Mk7S | | | | | |
| 1 - 1:29.087 | 6 - 1:24.353 | 11 - 1:17.623 | 16 - 1:13.945 | 21 - 1:10.948 | 26 - 1:10.031 | 31 - 1:12.600 | |
| 2 - 1:16.677 | 7 - 1:21.794 | 12 - 1:24.006 | 17 - 1:14.189 | 22 - 1:13.089 | 27 - 1:12.966 | | |
| 3 - 1:17.411 | 8 - 1:20.675 | 13 - 2:49.118P | 18 - 1:12.647 | 23 - 1:13.424 | 28 - 1:12.410 | | |
| 4 - 1:27.567 | 9 - 1:21.787 | 14 - 1:21.761 | 19 - 1:09.753 | 24 - 1:13.756 | 29 - 1:11.728 | | |
| 5 - 1:21.546 | 10 - 1:20.209 | 15 - 1:12.930 | 20 - 1:11.874 | 25 - 1:10.721 | 30 - 1:10.562 | | |
| 8 | Boswell | Costin Nathan | | | | | |
| 1 - 1:15.068 | 11 - 1:03.869 | 21 - 1:03.984 | 31 - 1:02.871 | | | | |
| 2 - 1:07.020 | 12 - 1:04.435 | 22 - 1:03.773 | 32 - 1:03.954 | | | | |
| 3 - 1:06.070 | 13 - 1:04.331 | 23 - 1:03.644 | 33 - 1:03.974 | | | | |
| 4 - 1:06.073 | 14 - 1:03.286 | 24 - 1:03.431 | 34 - 1:03.293 | | | | |
| 5 - 1:04.358 | 15 - 1:04.168 | 25 - 1:03.998 | 35 - 1:03.692 | | | | |
| 6 - 1:04.777 | 16 - 1:03.506 | 26 - 1:03.563 | 36 - 1:03.560 | | | | |
| 7 - 1:03.483 | 17 - 1:04.045 | 27 - 1:03.244 | | | | | |
| 8 - 1:03.225 | 18 - 1:05.516 | 28 - 1:03.697 | | | | | |
| 9 - 1:04.564 | 19 - 2:23.141P | 29 - 1:03.803 | | | | | |
| 10 - 1:04.631 | 20 - 1:10.570 | 30 - 1:03.506 | | | | | |
| 10 | Halliday | Lotus 23B | | | | | |

Weather/Track: Cloud /Damp

www.mstworld.com

Page 1 of 4

Brands Hatch
Circuit Length = 1.1990 miles.
Start: 17:27 End: 18:07

Printed - 18:11 Saturday, 11 September 2010

HSCC Guards Trophy

RACE 9 - LAP ANALYSIS - Brands Hatch - 11 September 2010

(contd.)

| | | | | | | | |
|---|--------------------|---------------|--|--|--|--|--|
| 12 | Stevens | Chevron B8 | | | | | |
| 1 - 1:06.459 2 - 1:00.405 3 - 59.845 | | | | | | | |
| 21 | Jonsson | Jaguar E-Type | | | | | |
| 1 - 1:27.138 6 - 1:13.069 11 - 1:13.120 16 - 1:12.508 21 - 1:11.455 26 - 1:11.387 31 - 1:11.791 2 - 1:13.033 7 - 1:12.942 12 - 1:11.534 17 - 1:12.588 22 - 1:11.478 27 - 1:11.276 32 - 1:11.272 3 - 1:13.147 8 - 1:12.113 13 - 1:11.909 18 - 1:12.547 23 - 2:25.381P 28 - 1:12.032 4 - 1:13.285 9 - 1:12.124 14 - 1:11.709 19 - 1:11.873 24 - 1:17.085 29 - 1:11.791 5 - 1:13.882 10 - 1:12.354 15 - 1:13.064 20 - 1:12.219 25 - 1:11.669 30 - 1:10.295 | | | | | | | |
| 24 | Hodges | Chevron B8 | | | | | |
| 1 - 1:10.082 11 - 1:00.321 21 - 1:00.828 31 - 58.278 2 - 1:02.965 12 - 1:00.293 22 - 58.965 32 - 59.506 3 - 1:01.187 13 - 2:39.023P 23 - 59.777 33 - 58.639 4 - 1:01.843 14 - 1:05.638 24 - 58.674 34 - 58.189 5 - 1:01.827 15 - 1:00.740 25 - 58.065 35 - 57.204 6 - 1:01.776 16 - 59.638 26 - 58.495 36 - 57.062 7 - 1:03.113 17 - 1:00.088 27 - 59.154 37 - 56.869 8 - 1:01.550 18 - 59.412 28 - 1:13.818 38 - 58.336 9 - 1:01.062 19 - 59.053 29 - 59.127 10 - 1:03.261 20 - 59.300 30 - 59.373 | | | | | | | |
| 27 | Hoble | Morgan Plus 4 | | | | | |
| 1 - 1:22.588 6 - 1:10.909 11 - 1:10.966 16 - 1:10.873 21 - 1:09.556 26 - 1:08.141 31 - 1:06.922 2 - 1:10.801 7 - 1:10.031 12 - 1:11.985 17 - 2:34.585P 22 - 1:10.399 27 - 1:08.719 32 - 1:08.067 3 - 1:11.406 8 - 1:09.348 13 - 1:10.950 18 - 1:17.012 23 - 1:08.920 28 - 1:07.759 33 - 1:07.665 4 - 1:11.641 9 - 1:11.510 14 - 1:10.396 19 - 1:09.988 24 - 1:09.089 29 - 1:08.605 5 - 1:11.849 10 - 1:11.282 15 - 1:11.267 20 - 1:11.182 25 - 1:09.204 30 - 1:07.361 | | | | | | | |
| 28 | Boyes/Smith | MG B | | | | | |
| 1 - 1:21.254 2 - 1:09.861 3 - 1:09.948 | | | | | | | |
| 32 | Adams | Jaguar E type | | | | | |
| 1 - 1:18.925 6 - 1:08.818 11 - 1:08.113 16 - 1:08.793 21 - 1:06.819 26 - 1:04.561 31 - 1:04.980 2 - 1:08.906 7 - 1:09.132 12 - 1:09.294 17 - 1:08.951 22 - 1:05.692 27 - 1:04.308 32 - 1:05.363 3 - 1:09.254 8 - 1:08.007 13 - 1:08.936 18 - 2:24.340P 23 - 1:05.123 28 - 1:04.044 33 - 1:06.985 4 - 1:09.178 9 - 1:08.911 14 - 1:07.877 19 - 1:11.395 24 - 1:05.353 29 - 1:14.703 34 - 1:06.045 5 - 1:09.357 10 - 1:07.862 15 - 1:07.844 20 - 1:06.192 25 - 1:04.429 30 - 1:05.114 35 - 1:06.441 | | | | | | | |

Weather/Track: Cloud /Damp

www.mstworld.com

Page 2 of 4

Brands Hatch
 Circuit Length = 1.1990 miles.
 Start: 17:27 End: 18:07

Printed - 18:11 Saturday, 11 September 2010

HSCC Guards Trophy

RACE 9 - LAP ANALYSIS - Brands Hatch - 11 September 2010

(contd.)

| | | | | | | | |
|---------------|--------------------------|-------------------|--------------------|---------------|----------------------|----------------------|--|
| 33 | Richardson | MG B | | | | | |
| 1 - 1:20.195 | 6 - 1:09.408 | 11 - 1:10.131 | 16 - 1:08.937 | 21 - 1:08.180 | 26 - 1:07.576 | 31 - 1:05.766 | |
| 2 - 1:10.548 | 7 - 1:09.870 | 12 - 1:08.835 | 17 - 1:08.666 | 22 - 1:07.718 | 27 - 1:07.417 | 32 - 1:07.346 | |
| 3 - 1:09.655 | 8 - 1:10.132 | 13 - 1:09.423 | 18 - 1:08.523 | 23 - 1:08.489 | 28 - 1:06.745 | 33 - 1:06.644 | |
| 4 - 1:09.649 | 9 - 1:09.988 | 14 - 1:08.764 | 19 - 2:24.406P | 24 - 1:08.670 | 29 - 1:07.082 | 34 - 1:06.164 | |
| 5 - 1:09.875 | 10 - 1:09.336 | 15 - 1:08.775 | 20 - 1:15.062 | 25 - 1:07.872 | 30 - 1:06.002 | | |
| 34 | Schryver/Schryver | Chevron B8 | | | | | |
| 1 - 1:12.422 | 11 - 1:03.218 | 21 - 1:02.871 | 31 - 1:01.523 | | | | |
| 2 - 1:03.253 | 12 - 1:03.315 | 22 - 1:02.300 | 32 - 1:02.473 | | | | |
| 3 - 1:03.652 | 13 - 1:03.033 | 23 - 1:00.947 | 33 - 1:01.563 | | | | |
| 4 - 1:04.219 | 14 - 1:04.096 | 24 - 1:01.407 | 34 - 1:00.119 | | | | |
| 5 - 1:03.525 | 15 - 2:29.547P | 25 - 1:00.354 | 35 - 59.367 | | | | |
| 6 - 1:03.465 | 16 - 1:12.214 | 26 - 1:00.532 | 36 - 59.988 | | | | |
| 7 - 1:03.906 | 17 - 1:03.023 | 27 - 1:01.603 | 37 - 59.380 | | | | |
| 8 - 1:04.849 | 18 - 1:02.994 | 28 - 1:01.146 | | | | | |
| 9 - 1:04.042 | 19 - 1:02.404 | 29 - 1:00.828 | | | | | |
| 10 - 1:05.075 | 20 - 1:02.791 | 30 - 1:00.425 | | | | | |
| 39 | Taylor | Lotus Elan | | | | | |
| 1 - 1:17.300 | 6 - 1:07.950 | 11 - 1:09.382 | 16 - 1:13.737 | 21 - 1:05.076 | 26 - 1:04.741 | 31 - 1:06.116 | |
| 2 - 1:08.875 | 7 - 1:08.851 | 12 - 1:08.765 | 17 - 1:07.336 | 22 - 1:05.939 | 27 - 1:04.416 | 32 - 1:06.822 | |
| 3 - 1:09.093 | 8 - 1:08.904 | 13 - 1:09.990 | 18 - 1:07.757 | 23 - 1:04.739 | 28 - 1:04.029 | 33 - 1:06.435 | |
| 4 - 1:08.681 | 9 - 1:08.077 | 14 - 1:08.723 | 19 - 1:05.491 | 24 - 1:04.317 | 29 - 1:20.815 | 34 - 1:05.718 | |
| 5 - 1:08.639 | 10 - 1:09.213 | 15 - 2:29.634P | 20 - 1:05.561 | 25 - 1:04.677 | 30 - 1:05.810 | 35 - 1:05.830 | |
| 42 | Fleming | Chevron B8 | | | | | |
| 1 - 1:06.103 | 11 - 59.724 | 21 - 58.855 | 31 - 57.558 | | | | |
| 2 - 1:00.105 | 12 - 1:00.623 | 22 - 59.437 | 32 - 57.499 | | | | |
| 3 - 1:00.297 | 13 - 59.560 | 23 - 1:00.029 | 33 - 59.062 | | | | |
| 4 - 1:00.559 | 14 - 1:00.269 | 24 - 1:00.647 | 34 - 58.082 | | | | |
| 5 - 1:03.783 | 15 - 1:00.546 | 25 - 58.661 | 35 - 57.705 | | | | |
| 6 - 1:00.060 | 16 - 1:00.782 | 26 - 2:15.515P | 36 - 56.364 | | | | |
| 7 - 1:00.057 | 17 - 1:00.499 | 27 - 1:03.977 | 37 - 56.934 | | | | |
| 8 - 1:00.858 | 18 - 59.323 | 28 - 58.386 | 38 - 56.102 | | | | |
| 9 - 59.858 | 19 - 58.729 | 29 - 57.844 | 39 - 56.545 | | | | |
| 10 - 59.656 | 20 - 58.866 | 30 - 57.668 | | | | | |

Weather/Track: Cloud /Damp

www.mstworld.com

Page 3 of 4

Brands Hatch
Circuit Length = 1.1990 miles.
Start: 17:27 End: 18:07

Printed - 18:11 Saturday, 11 September 2010

HSCC Guards Trophy

RACE 9 - LAP ANALYSIS - Brands Hatch - 11 September 2010

(contd.)

| | | | | | | | |
|---------------|--------------------------|-----------------------|--------------------|----------------------|----------------------|----------------------|--|
| 45 | Dodd | Ginetta G16 | | | | | |
| 1 - 1:08.194 | 11 - 59.141 | 21 - 58.490 | 31 - 57.616 | | | | |
| 2 - 1:00.519 | 12 - 1:00.812 | 22 - 58.423 | 32 - 57.214 | | | | |
| 3 - 1:00.926 | 13 - 1:00.178 | 23 - 59.194 | 33 - 58.953 | | | | |
| 4 - 1:01.231 | 14 - 59.525 | 24 - 59.781 | 34 - 58.142 | | | | |
| 5 - 1:01.385 | 15 - 59.555 | 25 - 1:00.671 | 35 - 56.776 | | | | |
| 6 - 1:00.821 | 16 - 59.949 | 26 - 59.157 | 36 - 56.691 | | | | |
| 7 - 1:00.459 | 17 - 1:00.411 | 27 - 57.889 | 37 - 56.878 | | | | |
| 8 - 1:01.189 | 18 - 59.432 | 28 - 58.448 | 38 - 56.361 | | | | |
| 9 - 1:00.339 | 19 - 2:16.209P | 29 - 57.339 | 39 - 57.484 | | | | |
| 10 - 1:00.480 | 20 - 1:03.908 | 30 - 58.663 | | | | | |
| 49 | Schryver/Schryver | Chevron B6 | | | | | |
| 1 - 1:10.108 | 6 - 1:00.368 | | | | | | |
| 2 - 1:01.867 | 7 - 59.993 | | | | | | |
| 3 - 1:01.483 | 8 - 59.938 | | | | | | |
| 4 - 1:02.322 | 9 - 59.549 | | | | | | |
| 5 - 1:01.865 | | | | | | | |
| 71 | Wilson | Elva Mk7 | | | | | |
| 1 - 1:16.350 | 6 - 1:07.659 | 11 - 1:09.505 | 16 - 1:07.831 | 21 - 1:07.930 | 26 - 1:08.666 | 31 - 1:06.070 | |
| 2 - 1:08.637 | 7 - 1:07.811 | 12 - 1:09.457 | 17 - 1:09.671 | 22 - 1:07.823 | 27 - 1:07.975 | 32 - 1:06.251 | |
| 3 - 1:08.370 | 8 - 1:09.199 | 13 - 1:09.483 | 18 - 1:08.683 | 23 - 2:28.992P | 28 - 1:08.077 | 33 - 1:05.963 | |
| 4 - 1:08.190 | 9 - 1:08.122 | 14 - 1:09.993 | 19 - 1:09.048 | 24 - 1:16.541 | 29 - 1:07.877 | 34 - 1:05.010 | |
| 5 - 1:07.477 | 10 - 1:08.874 | 15 - 1:09.465 | 20 - 1:07.436 | 25 - 1:09.374 | 30 - 1:08.236 | | |
| 87 | Fleming | Lotus Elan 26R | | | | | |
| 1 - 1:14.691 | 6 - 1:07.123 | 11 - 1:08.001 | 16 - 1:07.261 | 21 - 1:05.222 | | | |
| 2 - 1:08.234 | 7 - 1:08.077 | 12 - 1:07.370 | 17 - 2:28.198P | 22 - 1:06.423 | | | |
| 3 - 1:07.268 | 8 - 1:07.384 | 13 - 1:07.456 | 18 - 1:10.632 | | | | |
| 4 - 1:08.290 | 9 - 1:08.599 | 14 - 1:07.042 | 19 - 1:07.911 | | | | |
| 5 - 1:07.670 | 10 - 1:07.076 | 15 - 1:06.902 | 20 - 1:06.114 | | | | |
| 88 | Somerville/Monk | Triumph TR4 | | | | | |
| 1 - 1:25.276 | 6 - 1:12.104 | 11 - 1:11.178 | 16 - 1:11.847 | 21 - 1:09.310 | 26 - 1:07.343 | 31 - 1:06.183 | |
| 2 - 1:12.187 | 7 - 1:11.868 | 12 - 1:11.128 | 17 - 1:10.891 | 22 - 1:08.346 | 27 - 1:06.817 | 32 - 1:05.997 | |
| 3 - 1:12.018 | 8 - 1:12.297 | 13 - 1:11.033 | 18 - 1:10.716 | 23 - 1:08.100 | 28 - 1:05.973 | 33 - 1:08.221 | |
| 4 - 1:11.951 | 9 - 1:10.776 | 14 - 1:11.433 | 19 - 2:32.582P | 24 - 1:07.886 | 29 - 1:06.646 | | |
| 5 - 1:11.731 | 10 - 1:14.021 | 15 - 1:11.383 | 20 - 1:16.036 | 25 - 1:06.892 | 30 - 1:06.366 | | |
| 98 | Bentley | MG B | | | | | |
| 1 - 1:18.562 | 6 - 1:09.233 | 11 - 1:09.609 | 16 - 1:08.449 | 21 - 1:08.726 | 26 - 1:08.917 | 31 - 1:06.324 | |
| 2 - 1:10.796 | 7 - 1:08.826 | 12 - 1:10.191 | 17 - 1:09.250 | 22 - 1:08.611 | 27 - 1:08.097 | 32 - 1:07.571 | |
| 3 - 1:08.804 | 8 - 1:09.049 | 13 - 1:09.115 | 18 - 1:07.805 | 23 - 1:07.908 | 28 - 1:07.257 | 33 - 1:06.737 | |
| 4 - 1:09.612 | 9 - 1:09.954 | 14 - 1:09.088 | 19 - 1:08.347 | 24 - 2:25.405P | 29 - 1:07.347 | 34 - 1:06.861 | |
| 5 - 1:09.700 | 10 - 1:09.203 | 15 - 1:09.068 | 20 - 1:08.809 | 25 - 1:12.861 | 30 - 1:06.296 | | |

Weather/Track: Cloud /Damp

www.mstworld.com

Page 4 of 4

Brands Hatch
Circuit Length = 1.1990 miles.
Start: 17:27 End: 18:07

Printed - 18:11 Saturday, 11 September 2010

HSCC Guards Trophy

RACE 9 - LAP CHART - Brands Hatch - 11 September 2010

| Lap 1 | | | Lap 2 | | | Lap 3 | | | Lap 4 | | | Lap 5 | | |
|-------|--------|----------|-------|--------|----------|-------|--------|----------|-------|--------|----------|-------|--------|----------|
| No | Behind | Laptime | No | Behind | Laptime | No | Behind | Laptime | No | Behind | Laptime | No | Behind | Laptime |
| 42 | | 1:06.103 | 42 | | 1:00.105 | 42 | | 1:00.297 | 42 | | 1:00.559 | 42 | | 1:03.783 |
| 12 | 0.356 | 1:06.459 | 12 | 0.656 | 1:00.405 | 12 | 0.204 | 59.845 | 45 | 3.806 | 1:01.231 | 45 | 1.408 | 1:01.385 |
| 2 | 2.063 | 1:08.166 | 45 | 2.505 | 1:00.519 | 45 | 3.134 | 1:00.926 | 2 | 7.933 | 1:01.711 | 2 | 6.663 | 1:02.513 |
| 45 | 2.091 | 1:08.194 | 2 | 4.905 | 1:02.947 | 2 | 6.781 | 1:02.173 | 49 | 8.716 | 1:02.322 | 49 | 6.798 | 1:01.865 |
| 24 | 3.979 | 1:10.082 | 49 | 5.767 | 1:01.867 | 49 | 6.953 | 1:01.483 | 24 | 9.013 | 1:01.843 | 24 | 7.057 | 1:01.827 |
| 49 | 4.005 | 1:10.108 | 24 | 6.839 | 1:02.965 | 24 | 7.729 | 1:01.187 | 34 | 16.482 | 1:04.219 | 34 | 16.224 | 1:03.525 |
| 6 | 5.878 | 1:11.981 | 34 | 9.467 | 1:03.253 | 34 | 12.822 | 1:03.652 | 6 | 21.423 | 1:04.904 | 7 | 1 LAP | 1:27.567 |
| 34 | 6.319 | 1:12.422 | 6 | 12.164 | 1:06.391 | 6 | 17.078 | 1:05.211 | 8 | 27.167 | 1:06.073 | 6 | 20.558 | 1:02.918 |
| 87 | 8.588 | 1:14.691 | 8 | 15.880 | 1:07.020 | 8 | 21.653 | 1:06.070 | 87 | 31.419 | 1:08.290 | 8 | 27.742 | 1:04.358 |
| 8 | 8.965 | 1:15.068 | 87 | 16.717 | 1:08.234 | 87 | 23.688 | 1:07.268 | 71 | 34.483 | 1:08.190 | 87 | 35.306 | 1:07.670 |
| 71 | 10.247 | 1:16.350 | 71 | 18.779 | 1:08.637 | 71 | 26.852 | 1:08.370 | 39 | 36.885 | 1:08.681 | 71 | 38.177 | 1:07.477 |
| 39 | 11.197 | 1:17.300 | 39 | 19.967 | 1:08.875 | 39 | 28.763 | 1:09.093 | 32 | 39.199 | 1:09.178 | 39 | 41.741 | 1:08.639 |
| 98 | 12.459 | 1:18.562 | 32 | 21.623 | 1:08.906 | 32 | 30.580 | 1:09.254 | 98 | 40.710 | 1:09.612 | 32 | 44.773 | 1:09.357 |
| 32 | 12.822 | 1:18.925 | 98 | 23.150 | 1:10.796 | 98 | 31.657 | 1:08.804 | 33 | 42.983 | 1:09.649 | 98 | 46.627 | 1:09.700 |
| 33 | 14.092 | 1:20.195 | 33 | 24.535 | 1:10.548 | 33 | 33.893 | 1:09.655 | 27 | 49.372 | 1:11.641 | 33 | 49.075 | 1:09.875 |
| 28 | 15.151 | 1:21.254 | 28 | 24.907 | 1:09.861 | 28 | 34.558 | 1:09.948 | 88 | 54.368 | 1:11.951 | 27 | 57.438 | 1:11.849 |
| 27 | 16.485 | 1:22.588 | 27 | 27.181 | 1:10.801 | 27 | 38.290 | 1:11.406 | 21 | 59.539 | 1:13.285 | | | |
| 88 | 19.173 | 1:25.276 | 88 | 31.255 | 1:12.187 | 88 | 42.976 | 1:12.018 | | | | | | |
| 21 | 21.035 | 1:27.138 | 21 | 33.963 | 1:13.033 | 21 | 46.813 | 1:13.147 | | | | | | |
| 7 | 22.984 | 1:29.087 | 7 | 39.556 | 1:16.677 | 7 | 56.670 | 1:17.411 | | | | | | |

Weather/Track: Cloud /Damp

www.mstworld.com

Page 1 of 8

Brands Hatch
Circuit Length = 1.1990 miles.
Start: 17:27 End: 18:07

Printed - 18:10 Saturday, 11 September 2010

HSCC Guards Trophy

RACE 9 - LAP CHART - Brands Hatch - 11 September 2010

(contd.)

| Lap 6 | | | Lap 7 | | | Lap 8 | | | Lap 9 | | | Lap 10 | | |
|-------|--------|----------|-------|--------|----------|-------|--------|----------|-------|--------|----------|--------|--------|----------|
| No | Behind | Laptime | No | Behind | Laptime | No | Behind | Laptime | No | Behind | Laptime | No | Behind | Laptime |
| 42 | | 1:00.060 | 42 | | 1:00.057 | 42 | | 1:00.858 | 42 | | 59.858 | 42 | | 59.656 |
| 45 | 2.169 | 1:00.821 | 45 | 2.571 | 1:00.459 | 32 | 1 LAP | 1:09.132 | 71 | 1 LAP | 1:09.199 | 45 | 4.207 | 1:00.480 |
| 88 | 1 LAP | 1:11.731 | 49 | 7.042 | 59.993 | 45 | 2.902 | 1:01.189 | 45 | 3.383 | 1:00.339 | 87 | 1 LAP | 1:08.599 |
| 49 | 7.106 | 1:00.368 | 27 | 1 LAP | 1:10.909 | 98 | 1 LAP | 1:08.826 | 49 | 5.813 | 59.549 | 71 | 1 LAP | 1:08.122 |
| 24 | 8.773 | 1:01.776 | 24 | 11.829 | 1:03.113 | 7 | 2 LAPS | 1:24.353 | 39 | 1 LAP | 1:08.904 | 39 | 1 LAP | 1:08.077 |
| 21 | 1 LAP | 1:13.882 | 2 | 12.932 | 1:02.935 | 49 | 6.122 | 59.938 | 32 | 1 LAP | 1:08.007 | 24 | 17.330 | 1:03.261 |
| 2 | 10.054 | 1:03.451 | 88 | 1 LAP | 1:12.104 | 33 | 1 LAP | 1:09.870 | 98 | 1 LAP | 1:09.049 | 2 | 17.781 | 1:01.639 |
| 34 | 19.629 | 1:03.465 | 21 | 1 LAP | 1:13.069 | 24 | 12.521 | 1:01.550 | 24 | 13.725 | 1:01.062 | 32 | 1 LAP | 1:08.911 |
| 6 | 23.718 | 1:03.220 | 34 | 23.478 | 1:03.906 | 2 | 14.519 | 1:02.445 | 2 | 15.798 | 1:01.137 | 98 | 1 LAP | 1:09.954 |
| 8 | 32.459 | 1:04.777 | 6 | 27.397 | 1:03.736 | 27 | 1 LAP | 1:10.031 | 33 | 1 LAP | 1:10.132 | 33 | 1 LAP | 1:09.988 |
| 7 | 1 LAP | 1:21.546 | 8 | 35.885 | 1:03.483 | 88 | 1 LAP | 1:11.868 | 7 | 2 LAPS | 1:21.794 | 34 | 37.072 | 1:05.075 |
| 87 | 42.369 | 1:07.123 | 87 | 50.389 | 1:08.077 | 34 | 27.469 | 1:04.849 | 27 | 1 LAP | 1:09.348 | 27 | 1 LAP | 1:11.510 |
| 71 | 45.776 | 1:07.659 | 71 | 53.530 | 1:07.811 | 6 | 30.338 | 1:03.799 | 34 | 31.653 | 1:04.042 | 6 | 38.884 | 1:03.011 |
| 39 | 49.631 | 1:07.950 | 39 | 58.425 | 1:08.851 | 21 | 1 LAP | 1:12.942 | 6 | 35.529 | 1:05.049 | 7 | 2 LAPS | 1:20.675 |
| 32 | 53.531 | 1:08.818 | | | | 8 | 38.252 | 1:03.225 | 88 | 1 LAP | 1:12.297 | 8 | 47.933 | 1:04.631 |
| 98 | 55.800 | 1:09.233 | | | | 87 | 56.915 | 1:07.384 | 8 | 42.958 | 1:04.564 | 88 | 1 LAP | 1:10.776 |
| 33 | 58.423 | 1:09.408 | | | | | | | 21 | 1 LAP | 1:12.113 | 21 | 1 LAP | 1:12.124 |

Weather/Track: Cloud /Damp

www.mstworld.com

Page 2 of 8

Brands Hatch
Circuit Length = 1.1990 miles.
Start: 17:27 End: 18:07

Printed - 18:10 Saturday, 11 September 2010

HSCC Guards Trophy

RACE 9 - LAP CHART - Brands Hatch - 11 September 2010

(contd.)

| Lap 11 | | | Lap 12 | | | Lap 13 | | | Lap 14 | | | Lap 15 | | |
|--------|--------|----------|--------|--------|----------|--------|--------|----------|--------|--------|-----------|--------|--------|----------|
| No | Behind | Laptime | No | Behind | Laptime | No | Behind | Laptime | No | Behind | Laptime | No | Behind | Laptime |
| 42 | | 59.724 | 42 | | 1:00.623 | 42 | | 59.560 | 42 | | 1:00.269 | 42 | | 1:00.546 |
| 45 | 3.624 | 59.141 | 88 | 2 LAPS | 1:14.021 | 27 | 2 LAPS | 1:10.966 | 8 | 1 LAP | 1:04.331 | 98 | 2 LAPS | 1:09.115 |
| 87 | 1 LAP | 1:07.076 | 45 | 3.813 | 1:00.812 | 45 | 4.431 | 1:00.178 | 45 | 3.687 | 59.525 | 45 | 2.696 | 59.555 |
| 24 | 17.927 | 1:00.321 | 7 | 3 LAPS | 1:21.787 | 88 | 2 LAPS | 1:11.178 | 27 | 2 LAPS | 1:11.985 | 8 | 1 LAP | 1:03.286 |
| 2 | 18.796 | 1:00.739 | 21 | 2 LAPS | 1:12.354 | 2 | 22.485 | 1:02.501 | 2 | 23.999 | 1:01.783 | 33 | 2 LAPS | 1:09.423 |
| 71 | 1 LAP | 1:08.874 | 24 | 17.597 | 1:00.293 | 21 | 2 LAPS | 1:13.120 | 88 | 2 LAPS | 1:11.128 | 27 | 2 LAPS | 1:10.950 |
| 39 | 1 LAP | 1:09.213 | 2 | 19.544 | 1:01.371 | 87 | 1 LAP | 1:07.370 | 87 | 1 LAP | 1:07.456 | 88 | 2 LAPS | 1:11.033 |
| 32 | 1 LAP | 1:07.862 | 87 | 1 LAP | 1:08.001 | 7 | 3 LAPS | 1:20.209 | 21 | 2 LAPS | 1:11.534 | 87 | 1 LAP | 1:07.042 |
| 98 | 1 LAP | 1:09.203 | 71 | 1 LAP | 1:09.505 | 71 | 1 LAP | 1:09.457 | 7 | 3 LAPS | 1:17.623 | 21 | 2 LAPS | 1:11.909 |
| 33 | 1 LAP | 1:09.336 | 39 | 1 LAP | 1:09.382 | 39 | 1 LAP | 1:08.765 | 71 | 1 LAP | 1:09.483 | 6 | 55.968 | 1:04.072 |
| 34 | 40.566 | 1:03.218 | 32 | 1 LAP | 1:08.113 | 32 | 1 LAP | 1:09.294 | 34 | 50.558 | 1:04.096 | 71 | 1 LAP | 1:09.993 |
| 6 | 42.245 | 1:03.085 | 98 | 1 LAP | 1:09.609 | 34 | 46.731 | 1:03.033 | 39 | 1 LAP | 1:09.990 | 39 | 1 LAP | 1:08.723 |
| 27 | 1 LAP | 1:11.282 | 34 | 43.258 | 1:03.315 | 6 | 49.885 | 1:03.414 | 6 | 52.442 | 1:02.826 | 32 | 1 LAP | 1:07.877 |
| 8 | 52.078 | 1:03.869 | 6 | 46.031 | 1:04.409 | 98 | 1 LAP | 1:10.191 | 32 | 1 LAP | 1:08.936 | | | |
| | | | 33 | 1 LAP | 1:10.131 | 33 | 1 LAP | 1:08.835 | 24 | 1 LAP | 2:39.023P | | | |
| | | | 8 | 55.890 | 1:04.435 | | | | | | | | | |

Weather/Track: Cloud /Damp

www.mstworld.com

Page 3 of 8

Brands Hatch
Circuit Length = 1.1990 miles.
Start: 17:27 End: 18:07

Printed - 18:10 Saturday, 11 September 2010

HSCC Guards Trophy

RACE 9 - LAP CHART - Brands Hatch - 11 September 2010

(contd.)

| Lap 16 | | | Lap 17 | | | Lap 18 | | | Lap 19 | | | Lap 20 | | |
|--------|--------|-----------|--------|--------|-----------|--------|--------|-----------|--------|--------|----------|--------|--------|-----------|
| No | Behind | Laptime | No | Behind | Laptime | No | Behind | Laptime | No | Behind | Laptime | No | Behind | Laptime |
| 42 | | 1:00.782 | 42 | | 1:00.499 | 42 | | 59.323 | 42 | | 58.729 | 42 | | 58.866 |
| 24 | 2 LAPS | 1:05.638 | 24 | 2 LAPS | 1:00.740 | 24 | 2 LAPS | 59.638 | 24 | 2 LAPS | 1:00.088 | 24 | 2 LAPS | 59.412 |
| 45 | 1.863 | 59.949 | 45 | 1.775 | 1:00.411 | 45 | 1.884 | 59.432 | 6 | 1 LAP | 1:02.713 | 2 | 2 LAPS | 1:01.332 |
| 8 | 1 LAP | 1:04.168 | 71 | 2 LAPS | 1:09.465 | 6 | 1 LAP | 1:03.549 | 2 | 2 LAPS | 1:03.341 | 45 | 1 LAP | 2:16.209P |
| 98 | 2 LAPS | 1:09.088 | 32 | 2 LAPS | 1:07.844 | 2 | 2 LAPS | 1:08.815 | 88 | 3 LAPS | 1:11.847 | 88 | 3 LAPS | 1:10.891 |
| 7 | 4 LAPS | 1:24.006 | 8 | 1 LAP | 1:03.506 | 21 | 3 LAPS | 1:13.064 | 8 | 1 LAP | 1:05.516 | 7 | 6 LAPS | 1:21.761 |
| 33 | 2 LAPS | 1:08.764 | 98 | 2 LAPS | 1:09.068 | 71 | 2 LAPS | 1:07.831 | 71 | 2 LAPS | 1:09.671 | 87 | 3 LAPS | 2:28.198P |
| 27 | 2 LAPS | 1:10.396 | 34 | 2 LAPS | 2:29.547P | 8 | 1 LAP | 1:04.045 | 21 | 3 LAPS | 1:12.508 | 71 | 2 LAPS | 1:08.683 |
| 88 | 2 LAPS | 1:11.433 | 33 | 2 LAPS | 1:08.775 | 32 | 2 LAPS | 1:08.793 | 32 | 2 LAPS | 1:08.951 | 21 | 3 LAPS | 1:12.588 |
| 87 | 1 LAP | 1:06.902 | 27 | 2 LAPS | 1:11.267 | 98 | 2 LAPS | 1:08.449 | 34 | 2 LAPS | 1:03.023 | 34 | 2 LAPS | 1:02.994 |
| 2 | 1 LAP | 2:34.450P | 87 | 1 LAP | 1:07.261 | 39 | 3 LAPS | 2:29.634P | 98 | 2 LAPS | 1:09.250 | 98 | 2 LAPS | 1:07.805 |
| 21 | 2 LAPS | 1:11.709 | 88 | 2 LAPS | 1:11.383 | 33 | 2 LAPS | 1:08.937 | 33 | 2 LAPS | 1:08.666 | 33 | 2 LAPS | 1:08.523 |
| 6 | 59.109 | 1:03.923 | | | | 34 | 2 LAPS | 1:12.214 | 39 | 3 LAPS | 1:13.737 | 39 | 3 LAPS | 1:07.336 |
| | | | | | | 27 | 2 LAPS | 1:10.873 | | | | | | |
| | | | | | | 7 | 5 LAPS | 2:49.118P | | | | | | |

Weather/Track: Cloud /Damp

www.mstworld.com

Page 4 of 8

Brands Hatch
Circuit Length = 1.1990 miles.
Start: 17:27 End: 18:07

Printed - 18:10 Saturday, 11 September 2010

HSCC Guards Trophy

RACE 9 - LAP CHART - Brands Hatch - 11 September 2010

(contd.)

| Lap 21 | | | Lap 22 | | | Lap 23 | | | Lap 24 | | | Lap 25 | | |
|--------|--------|-----------|--------|--------|----------|--------|--------|-----------|--------|--------|-----------|--------|----------|----------|
| No | Behind | Laptime | No | Behind | Laptime | No | Behind | Laptime | No | Behind | Laptime | No | Behind | Laptime |
| 42 | | 58.855 | 42 | | 59.437 | 42 | | 1:00.029 | 42 | | 1:00.647 | 42 | | 58.661 |
| 24 | 2 LAPS | 59.053 | 39 | 4 LAPS | 1:07.757 | 24 | 2 LAPS | 1:00.828 | 27 | 5 LAPS | 1:09.988 | 24 | 2 LAPS | 59.777 |
| 2 | 2 LAPS | 1:00.902 | 24 | 2 LAPS | 59.300 | 98 | 3 LAPS | 1:08.809 | 8 | 3 LAPS | 1:03.984 | 8 | 3 LAPS | 1:03.773 |
| 45 | 1 LAP | 1:03.908 | 2 | 2 LAPS | 1:00.227 | 32 | 4 LAPS | 1:11.395 | 24 | 2 LAPS | 58.965 | 71 | 3 LAPS | 1:07.823 |
| 6 | 2 LAPS | 2:21.071P | 45 | 1 LAP | 58.490 | 21 | 4 LAPS | 1:11.873 | 7 | 7 LAPS | 1:14.189 | 27 | 5 LAPS | 1:11.182 |
| 27 | 4 LAPS | 2:34.585P | 6 | 2 LAPS | 1:08.229 | 39 | 4 LAPS | 1:05.491 | 88 | 5 LAPS | 2:32.582P | 32 | 4 LAPS | 1:06.819 |
| 88 | 3 LAPS | 1:10.716 | 34 | 2 LAPS | 1:02.791 | 33 | 4 LAPS | 2:24.406P | 32 | 4 LAPS | 1:06.192 | 39 | 4 LAPS | 1:05.076 |
| 7 | 6 LAPS | 1:12.930 | 87 | 3 LAPS | 1:07.911 | 45 | 1 LAP | 58.423 | 39 | 4 LAPS | 1:05.561 | 7 | 7 LAPS | 1:12.647 |
| 87 | 3 LAPS | 1:10.632 | 27 | 4 LAPS | 1:17.012 | 6 | 2 LAPS | 1:03.606 | 98 | 3 LAPS | 1:08.726 | 45 | 1 LAP | 59.781 |
| 34 | 2 LAPS | 1:02.404 | 7 | 6 LAPS | 1:13.945 | 34 | 2 LAPS | 1:02.871 | 21 | 4 LAPS | 1:12.219 | 98 | 3 LAPS | 1:08.611 |
| 71 | 2 LAPS | 1:09.048 | 71 | 2 LAPS | 1:07.436 | 87 | 3 LAPS | 1:06.114 | 45 | 1 LAP | 59.194 | 88 | 5 LAPS | 1:16.036 |
| 8 | 2 LAPS | 2:23.141P | 8 | 2 LAPS | 1:10.570 | 71 | 2 LAPS | 1:07.930 | 33 | 4 LAPS | 1:15.062 | 21 | 4 LAPS | 1:11.455 |
| 32 | 3 LAPS | 2:24.340P | | | | | | | 6 | 2 LAPS | 1:04.254 | 33 | 4 LAPS | 1:08.180 |
| 21 | 3 LAPS | 1:12.547 | | | | | | | 34 | 2 LAPS | 1:02.300 | 6 | 2 LAPS | 1:03.765 |
| 98 | 2 LAPS | 1:08.347 | | | | | | | 87 | 3 LAPS | 1:05.222 | 34 | 2 LAPS | 1:00.947 |
| | | | | | | | | | | | | 24 | 1 LAP | 58.674 |
| | | | | | | | | | | | | 87 | 3 LAPS | 1:06.423 |
| | | | | | | | | | | | | 8 | 2 LAPS | 1:03.644 |
| | | | | | | | | | | | | 27 | 4 LAPS | 1:09.556 |
| | | | | | | | | | | | | 45 | 1:23.336 | 1:00.671 |
| | | | | | | | | | | | | 32 | 3 LAPS | 1:05.692 |
| | | | | | | | | | | | | 39 | 3 LAPS | 1:05.939 |
| | | | | | | | | | | | | 7 | 6 LAPS | 1:09.753 |
| | | | | | | | | | | | | 98 | 2 LAPS | 1:07.908 |
| | | | | | | | | | | | | 88 | 4 LAPS | 1:09.310 |
| | | | | | | | | | | | | 21 | 3 LAPS | 1:11.478 |
| | | | | | | | | | | | | 33 | 3 LAPS | 1:07.718 |
| | | | | | | | | | | | | 34 | 1 LAP | 1:01.407 |
| | | | | | | | | | | | | 6 | 1 LAP | 1:04.061 |
| | | | | | | | | | | | | 24 | 2:00.595 | 58.065 |
| | | | | | | | | | | | | 8 | 1 LAP | 1:03.431 |

Weather/Track: Cloud /Damp

www.mstworld.com

Page 5 of 8

Brands Hatch
Circuit Length = 1.1990 miles.
Start: 17:27 End: 18:07

Printed - 18:10 Saturday, 11 September 2010

HSCC Guards Trophy

RACE 9 - LAP CHART - Brands Hatch - 11 September 2010

(contd.)

| Lap 26 | | | Lap 27 | | | Lap 28 | | | Lap 29 | | | Lap 30 | | |
|--------|--------|-----------|--------|--------|-----------|--------|--------|----------|--------|--------|----------|--------|--------|----------|
| No | Behind | Laptime | No | Behind | Laptime | No | Behind | Laptime | No | Behind | Laptime | No | Behind | Laptime |
| 42 | | 2:15.515P | 42 | | 1:03.977 | 42 | | 58.386 | 42 | | 57.844 | 42 | | 57.668 |
| 45 | 6.978 | 59.157 | 45 | 0.890 | 57.889 | 45 | 0.952 | 58.448 | 45 | 0.447 | 57.339 | 45 | 1.442 | 58.663 |
| 39 | 3 LAPS | 1:04.739 | 39 | 3 LAPS | 1:04.317 | 8 | 2 LAPS | 1:03.563 | 21 | 5 LAPS | 1:17.085 | 98 | 4 LAPS | 1:08.917 |
| 32 | 3 LAPS | 1:05.123 | 32 | 3 LAPS | 1:05.353 | 39 | 3 LAPS | 1:04.677 | 8 | 2 LAPS | 1:03.244 | 7 | 7 LAPS | 1:13.424 |
| 27 | 4 LAPS | 1:10.399 | 27 | 4 LAPS | 1:08.920 | 32 | 3 LAPS | 1:04.429 | 39 | 3 LAPS | 1:04.741 | 33 | 4 LAPS | 1:07.576 |
| 71 | 3 LAPS | 2:28.992P | 88 | 4 LAPS | 1:08.100 | 27 | 4 LAPS | 1:09.089 | 32 | 3 LAPS | 1:04.561 | 8 | 2 LAPS | 1:03.697 |
| 7 | 6 LAPS | 1:11.874 | 7 | 6 LAPS | 1:10.948 | 34 | 1 LAP | 1:01.603 | 34 | 1 LAP | 1:01.146 | 21 | 5 LAPS | 1:11.669 |
| 88 | 4 LAPS | 1:08.346 | 71 | 3 LAPS | 1:16.541 | 88 | 4 LAPS | 1:07.886 | 27 | 4 LAPS | 1:09.204 | 39 | 3 LAPS | 1:04.416 |
| 34 | 1 LAP | 1:00.354 | 34 | 1 LAP | 1:00.532 | 6 | 1 LAP | 1:03.463 | 88 | 4 LAPS | 1:06.892 | 32 | 3 LAPS | 1:04.308 |
| 33 | 3 LAPS | 1:08.489 | 98 | 3 LAPS | 2:25.405P | 71 | 3 LAPS | 1:09.374 | 6 | 1 LAP | 1:02.324 | 34 | 1 LAP | 1:00.828 |
| 6 | 1 LAP | 1:02.244 | 24 | 38.752 | 59.154 | 7 | 6 LAPS | 1:13.089 | 24 | 55.467 | 59.127 | 6 | 1 LAP | 1:01.448 |
| 24 | 43.575 | 58.495 | 6 | 1 LAP | 1:02.461 | 98 | 3 LAPS | 1:12.861 | 71 | 3 LAPS | 1:08.666 | 27 | 4 LAPS | 1:08.141 |
| 8 | 1 LAP | 1:03.998 | 33 | 3 LAPS | 1:08.670 | 24 | 54.184 | 1:13.818 | | | | 24 | 57.172 | 59.373 |
| | | | 21 | 4 LAPS | 2:25.381P | 33 | 3 LAPS | 1:07.872 | | | | | | |

Weather/Track: Cloud /Damp

www.mstworld.com

Page 6 of 8

Brands Hatch
Circuit Length = 1.1990 miles.
Start: 17:27 End: 18:07

Printed - 18:10 Saturday, 11 September 2010

HSCC Guards Trophy

RACE 9 - LAP CHART - Brands Hatch - 11 September 2010

(contd.)

| Lap 31 | | | Lap 32 | | | Lap 33 | | | Lap 34 | | | Lap 35 | | |
|--------|--------|----------|--------|--------|----------|--------|--------|----------|--------|--------|----------|--------|--------|----------|
| No | Behind | Laptime | No | Behind | Laptime | No | Behind | Laptime | No | Behind | Laptime | No | Behind | Laptime |
| 42 | | 57.558 | 42 | | 57.499 | 42 | | 59.062 | 42 | | 58.082 | 42 | | 57.705 |
| 88 | 5 LAPS | 1:07.343 | 24 | 1 LAP | 58.278 | 24 | 1 LAP | 59.506 | 45 | 1.166 | 58.142 | 45 | 0.237 | 56.776 |
| 45 | 1.500 | 57.616 | 45 | 1.215 | 57.214 | 45 | 1.106 | 58.953 | 24 | 1 LAP | 58.639 | 34 | 2 LAPS | 1:01.563 |
| 71 | 4 LAPS | 1:07.975 | 27 | 5 LAPS | 1:08.719 | 6 | 2 LAPS | 1:02.599 | 21 | 6 LAPS | 1:12.032 | 24 | 1 LAP | 58.189 |
| 98 | 4 LAPS | 1:08.097 | 88 | 5 LAPS | 1:06.817 | 39 | 4 LAPS | 1:20.815 | 6 | 2 LAPS | 1:00.628 | 7 | 8 LAPS | 1:12.966 |
| 33 | 4 LAPS | 1:07.417 | 71 | 4 LAPS | 1:08.077 | 27 | 5 LAPS | 1:07.759 | 32 | 4 LAPS | 1:05.114 | 6 | 2 LAPS | 1:02.584 |
| 8 | 2 LAPS | 1:03.803 | 98 | 4 LAPS | 1:07.257 | 88 | 5 LAPS | 1:05.973 | 39 | 4 LAPS | 1:05.810 | 32 | 4 LAPS | 1:04.980 |
| 7 | 7 LAPS | 1:13.756 | 8 | 2 LAPS | 1:03.506 | 71 | 4 LAPS | 1:07.877 | 88 | 5 LAPS | 1:06.646 | 21 | 6 LAPS | 1:11.791 |
| 21 | 5 LAPS | 1:11.387 | 33 | 4 LAPS | 1:06.745 | 8 | 2 LAPS | 1:02.871 | 27 | 5 LAPS | 1:08.605 | 39 | 4 LAPS | 1:06.116 |
| 39 | 3 LAPS | 1:04.029 | 7 | 7 LAPS | 1:10.721 | 98 | 4 LAPS | 1:07.347 | 8 | 2 LAPS | 1:03.954 | 88 | 5 LAPS | 1:06.366 |
| 32 | 3 LAPS | 1:04.044 | 21 | 5 LAPS | 1:11.276 | 33 | 4 LAPS | 1:07.082 | 71 | 4 LAPS | 1:08.236 | 27 | 5 LAPS | 1:07.361 |
| 34 | 1 LAP | 1:00.425 | 34 | 1 LAP | 1:01.523 | 7 | 7 LAPS | 1:10.031 | 98 | 4 LAPS | 1:06.296 | 8 | 2 LAPS | 1:03.974 |
| 6 | 1 LAP | 59.998 | 32 | 3 LAPS | 1:14.703 | 34 | 1 LAP | 1:02.473 | 33 | 4 LAPS | 1:06.002 | 71 | 4 LAPS | 1:06.070 |
| | | | | | | | | | | | | 98 | 4 LAPS | 1:06.324 |
| | | | | | | | | | | | | 33 | 4 LAPS | 1:05.766 |

Weather/Track: Cloud /Damp

www.mstworld.com

Page 7 of 8

Brands Hatch
Circuit Length = 1.1990 miles.
Start: 17:27 End: 18:07

Printed - 18:10 Saturday, 11 September 2010

HSCC Guards Trophy

RACE 9 - LAP CHART - Brands Hatch - 11 September 2010

(contd.)

| Lap 36 | | | Lap 37 | | | Lap 38 | | | Lap 39 | | | Lap 40 | | |
|--------|--------|----------|--------|--------|----------|--------|--------|----------|--------|--------|----------|--------|--------|---------|
| No | Behind | Laptime | No | Behind | Laptime | No | Behind | Laptime | No | Behind | Laptime | No | Behind | Laptime |
| 42 | | 56.364 | 42 | | 56.934 | 42 | | 56.102 | 42 | | 56.545 | | | |
| 45 | 0.564 | 56.691 | 45 | 0.508 | 56.878 | 45 | 0.767 | 56.361 | 45 | 1.706 | 57.484 | | | |
| 24 | 1 LAP | 57.204 | 71 | 5 LAPS | 1:06.251 | 27 | 6 LAPS | 1:08.067 | 24 | 1 LAP | 58.336 | | | |
| 34 | 2 LAPS | 1:00.119 | 24 | 1 LAP | 57.062 | 24 | 1 LAP | 56.869 | 21 | 7 LAPS | 1:11.272 | | | |
| 6 | 2 LAPS | 1:00.718 | 98 | 5 LAPS | 1:07.571 | 71 | 5 LAPS | 1:05.963 | 8 | 3 LAPS | 1:03.560 | | | |
| 7 | 8 LAPS | 1:12.410 | 33 | 5 LAPS | 1:07.346 | 34 | 2 LAPS | 59.988 | 88 | 6 LAPS | 1:08.221 | | | |
| 32 | 4 LAPS | 1:05.363 | 34 | 2 LAPS | 59.367 | 98 | 5 LAPS | 1:06.737 | 27 | 6 LAPS | 1:07.665 | | | |
| 39 | 4 LAPS | 1:06.822 | 6 | 2 LAPS | 1:00.479 | 33 | 5 LAPS | 1:06.644 | 34 | 2 LAPS | 59.380 | | | |
| 21 | 6 LAPS | 1:10.295 | 32 | 4 LAPS | 1:06.985 | 6 | 2 LAPS | 1:00.936 | 71 | 5 LAPS | 1:05.010 | | | |
| 88 | 5 LAPS | 1:06.183 | 7 | 8 LAPS | 1:11.728 | 32 | 4 LAPS | 1:06.045 | 33 | 5 LAPS | 1:06.164 | | | |
| 27 | 5 LAPS | 1:06.922 | 39 | 4 LAPS | 1:06.435 | 7 | 8 LAPS | 1:10.562 | 98 | 5 LAPS | 1:06.861 | | | |
| 8 | 2 LAPS | 1:03.293 | 21 | 6 LAPS | 1:11.791 | 39 | 4 LAPS | 1:05.718 | 6 | 2 LAPS | 1:00.160 | | | |
| | | | 88 | 5 LAPS | 1:05.997 | | | | 32 | 4 LAPS | 1:06.441 | | | |
| | | | 8 | 2 LAPS | 1:03.692 | | | | 39 | 4 LAPS | 1:05.830 | | | |
| | | | | | | | | | 7 | 8 LAPS | 1:12.600 | | | |

Weather/Track: Cloud /Damp

www.mstworld.com

Page 8 of 8

Brands Hatch
Circuit Length = 1.1990 miles.
Start: 17:27 End: 18:07

Printed - 18:10 Saturday, 11 September 2010