



Gold Cup

Oulton Park Island Circuit

25th - 27th August 2007



Results Provided by MST Sports Timing Ltd
www.msttiming.com

HSCC Oulton Park Gold Cup

Sorted on Best Lap time

Historic Formula Junior (race A)

Oulton Park International 2.692 Miles

Qualifying

25/08/2007 12:00

Qualify (15:00 Time)

Pos	No.	Class	Name	Car	Laps	Best Tm	Diff	Best Spd	n Lap	2nd Best
1	65	C2 - FJA	Edwin JOWSEY	Lotus 22	7	1:53.436	-	85.433	7	1:53.647
2	89	PH -FJA	Jorg TOBLER	Chevron B17	7	1:54.057	+0.621	84.968	6	1:54.071
3	57	C2 - FJA	Denis WELCH	Merlyn FJ	7	1:55.007	+1.571	84.266	7	1:55.295
4	70	C2 - FJA	Michael LYONS	Brabham BT6	6	1:56.268	+2.832	83.352	5	1:56.763
5	96	PH -FJA	Geoffroy RIVET	Brabham BT28	7	1:56.344	+2.908	83.298	6	1:56.648
6	59	C2 - FJA	Robin LONGDON	Lola Mk 5A	7	1:56.628	+3.192	83.095	6	1:56.726
7	63	C2 - FJA	Roger MURRAY	Lola MK5A	7	1:57.789	+4.353	82.276	7	1:59.120
8	62	C2 - FJA	Simon ARMER	Cooper T59	7	1:58.038	+4.602	82.102	7	1:58.630
9	64	C2 - FJA	Robert GOODWIN	Lotus 22	7	1:58.952	+5.516	81.472	3	1:59.358
10	83	C2 - FJA	Barry WESTMORELAND	Lotus 22	7	1:59.302	+5.866	81.233	5	2:00.173
11	98	PH -FJA	Keith NORMAN	Chevon B15C	6	1:59.711	+6.275	80.955	6	2:00.675
12	52	C2 - FJA	James CLARIDGE	Lola Mk5A	7	2:00.213	+6.777	80.617	6	2:00.518
13	10	PH -FJA	Max BLEES	Brabham BT15	6	2:01.200	+7.764	79.960	6	2:02.352
14	61	C2 - FJA	Simon SMITH	Cooper T56	4	2:02.322	+8.886	79.227	2	2:03.097
15	91	PH -FJA	Dominique BERTIN	Martini Mk4	6	2:04.633	+11.197	77.758	5	2:05.241
16	58	C2 - FJA	Malcolm RICKETTS	Lotus 22	6	2:05.220	+11.784	77.393	5	2:06.016
17	79	C2 - FJA	Andrew HIBBERD	Lotus 22	2	2:06.090	+12.654	76.859	2	11:05.985
18	81	PH -FJA	Stephen WILKINSON	Brabham BT21	6	2:06.090	+12.654	76.859	5	2:07.376
19	28	PH -FJA	Richard URWIN	Brabham BT28	6	2:08.614	+15.178	75.351	6	2:08.626
20	17	PH -FJA	Grant SAUNDERS	March 703	6	2:11.303	+17.867	73.808	5	2:11.379
21	27	PH -FJA	Peter WILLIAMS	Brabham BT15	4	2:16.576	+23.140	70.958	4	2:20.093
22	4	C2 - FJA	Iain ROWLEY	Lotus 22	2	2:22.087	+28.651	68.206	1	2:28.818
23	3	C2 - FJA	Geoff WILLIAMS	Lotus 22	1	2:32.123	+38.687	63.706	1	-:--
24	37	PH -FJA	Philippe BONNY	Tecno	2	2:38.607	+45.171	61.102	1	3:54.266
25	51	C2 - FJA	Michael HIBBERD	Lotus 27	0	-:--	-	-	0	-:--

HSCC Oulton Park Gold Cup

Historic Formula Junior (race A)

Oulton Park International 2.692 Miles

Qualifying

25/08/2007 12:00

Qualify (15:00 Time)

Lap	Lap Tm	Diff	Time of Day
(65) Edwin JOWSEY			
1	<u>1:55.958</u>	+2.522	12:12:21.331
2	1:55.969	+2.533	12:14:17.300
3	1:54.315	+0.879	12:16:11.615
4	2:02.291	+8.855	12:18:13.906
5	1:53.647	+0.211	12:20:07.553
6	2:00.905	+7.469	12:22:08.458
7	1:53.436	-	12:24:01.894

(89) Jorg TOBLER			
1	<u>1:59.451</u>	+5.394	12:12:42.080
2	1:55.625	+1.568	12:14:37.705
3	1:55.384	+1.327	12:16:33.089
4	1:54.071	+0.014	12:18:27.160
5	1:54.888	+0.831	12:20:22.048
6	1:54.057	-	12:22:16.105
7	1:55.737	+1.680	12:24:11.842

(67) Denis WELCH			
1	<u>1:57.815</u>	+2.808	12:12:28.221
2	1:56.536	+1.529	12:14:24.757
3	2:08.599	+13.592	12:16:33.356
4	1:56.768	+1.761	12:18:30.124
5	1:56.326	+1.319	12:20:26.450
6	1:55.295	+0.288	12:22:21.745
7	1:55.007	-	12:24:16.752

(70) Michael LYONS			
1	<u>2:00.911</u>	+4.643	12:13:24.503
2	1:57.525	+1.257	12:15:22.028
3	2:02.105	+5.837	12:17:24.133
4	1:57.476	+1.208	12:19:21.609
5	1:56.268	-	12:21:17.877
6	1:56.763	+0.495	12:23:14.640

(96) Geoffroy RIVET			
1	<u>2:00.889</u>	+4.545	12:13:19.364
2	1:59.208	+2.864	12:15:18.572
3	1:56.648	+0.304	12:17:15.220
4	1:56.901	+0.557	12:19:12.121
5	1:58.476	+2.132	12:21:10.597
6	1:56.344	-	12:23:06.941
7	1:57.464	+1.120	12:25:04.405

(59) Robin LONGDON			
1	<u>1:58.112</u>	+1.484	12:12:31.817
2	1:57.174	+0.546	12:14:28.991
3	1:57.850	+1.222	12:16:26.841
4	1:57.607	+0.979	12:18:24.448
5	1:57.789	+1.161	12:20:22.237
6	1:56.628	-	12:22:18.865
7	1:56.726	+0.098	12:24:15.591

(63) Roger MURRAY			
1	<u>2:10.949</u>	+13.160	12:13:11.156
2	2:00.750	+2.961	12:15:11.906
3	2:00.831	+3.042	12:17:12.737
4	1:59.138	+1.349	12:19:11.875
5	1:59.120	+1.331	12:21:10.995
6	2:01.410	+3.621	12:23:12.405
7	1:57.789	-	12:25:10.194

(62) Simon ARMER			
1	<u>2:00.115</u>	+2.077	12:12:48.347
2	2:01.571	+3.533	12:14:49.918

Lap	Lap Tm	Diff	Time of Day
3	<u>2:00.683</u>	+2.645	12:16:50.601
4	1:59.892	+1.854	12:18:50.493
5	1:59.092	+1.054	12:20:49.585
6	<u>1:58.630</u>	+0.592	12:22:48.215
7	1:58.038	-	12:24:46.253

(64) Robert GOODWIN			
1	<u>2:04.256</u>	+5.304	12:13:09.036
2	2:00.495	+1.543	12:15:09.531
3	1:58.952	-	12:17:08.483
4	2:07.301	+8.349	12:19:15.784
5	1:59.855	+0.903	12:21:15.639
6	1:59.358	+0.406	12:23:14.997
7	1:59.591	+0.639	12:25:14.588

(83) Barry WESTMORELAND			
1	<u>2:03.297</u>	+3.995	12:12:45.163
2	2:02.554	+3.252	12:14:47.717
3	2:01.743	+2.441	12:16:49.460
4	2:00.414	+1.112	12:18:49.874
5	1:59.302	-	12:20:49.176
6	2:02.203	+2.901	12:22:51.379
7	2:00.173	+0.871	12:24:51.552

(98) Keith NORMAN			
1	<u>2:08.043</u>	+8.332	12:13:29.273
2	2:02.724	+3.013	12:15:31.997
3	2:00.675	+0.964	12:17:32.672
4	2:02.070	+2.359	12:19:34.742
5	2:01.070	+1.359	12:21:35.812
6	<u>1:59.711</u>	-	12:23:35.523

(52) James CLARIDGE			
1	<u>2:03.271</u>	+3.058	12:12:56.125
2	2:02.521	+2.308	12:14:58.646
3	2:02.275	+2.062	12:17:00.921
4	2:01.489	+1.276	12:19:02.410
5	2:00.518	+0.305	12:21:02.928
6	<u>2:00.213</u>	-	12:23:03.141
7	2:02.448	+2.235	12:25:05.589

(10) Max BLEES			
1	<u>2:10.189</u>	+8.989	12:13:34.074
2	2:02.953	+1.753	12:15:37.027
3	2:02.813	+1.613	12:17:39.840
4	2:02.624	+1.424	12:19:42.464
5	2:02.352	+1.152	12:21:44.816
6	2:01.200	-	12:23:46.016

(61) Simon SMITH			
1	<u>2:03.097</u>	+0.775	12:12:46.925
2	2:02.322	-	12:14:49.247
3	2:03.535	+1.213	12:16:52.782
p4	2:16.260	+13.938	12:19:09.042

(91) Dominique BERTIN			
1	<u>2:12.390</u>	+7.757	12:13:45.104
2	2:05.760	+1.127	12:15:50.864
3	2:08.672	+4.039	12:17:59.536
4	2:07.301	+2.668	12:20:06.837
5	2:04.633	-	12:22:11.470
6	2:05.241	+0.608	12:24:16.711

(58) Malcolm RICKETTS			
1	<u>2:09.840</u>	+4.620	12:13:14.403
2	2:07.221	+2.001	12:15:21.624

Lap	Lap Tm	Diff	Time of Day
3	<u>2:06.405</u>	+1.185	12:17:28.029
4	2:06.357	+1.137	12:19:34.386
5	2:05.220	-	12:21:39.606
6	2:06.016	+0.796	12:23:45.622

(79) Andrew HIBBERD			
1	<u>11:05.985</u>	+8:59.895	12:21:58.294
2	2:06.090	-	12:24:04.384

(81) Stephen WILKINSON			
1	<u>2:08.924</u>	+2.834	12:13:25.812
2	2:08.475	+2.385	12:15:34.287
3	2:07.758	+1.668	12:17:42.045
4	2:07.376	+1.286	12:19:49.421
5	2:06.090	-	12:21:55.511
6	2:07.936	+1.846	12:24:03.447

(28) Richard URWIN			
1	<u>2:09.281</u>	+0.667	12:13:17.416
2	2:08.626	+0.012	12:15:26.042
3	2:10.605	+1.991	12:17:36.647
4	2:09.255	+0.641	12:19:45.902
5	2:08.793	+0.179	12:21:54.695
6	2:08.614	-	12:24:03.309

(17) Grant SAUNDERS			
1	<u>2:17.697</u>	+6.394	12:13:49.651
2	2:14.800	+3.497	12:16:04.451
3	2:13.068	+1.765	12:18:17.519
4	2:12.353	+1.050	12:20:29.872
5	2:11.303	-	12:22:41.175
6	2:11.379	+0.076	12:24:52.554

(27) Peter WILLIAMS			
1	<u>2:20.363</u>	+3.787	12:13:43.485
2	2:21.799	+5.223	12:16:05.284
3	2:20.093	+3.517	12:18:25.377
4	2:16.576	-	12:20:41.953

(4) Iain ROWLEY			
1	<u>2:22.087</u>	-	12:14:11.862
p2	2:28.818	+6.731	12:16:40.680

(3) Geoff WILLIAMS			
1	<u>2:32.123</u>	-	12:13:51.754

(37) Philippe BONNY			
1	<u>2:38.607</u>	-	12:14:53.712
p2	3:54.266	+1:15.659	12:18:47.978

HSCC Oulton Park Gold Cup

Historic Formula Junior (race A)

Oulton Park International 2.692 Miles

Race 1 - Amended

26/08/2007 12:05

Race (20:00 Time)

14

[77] Francois DE ROSSI

27

13

[51] Michael HIBBERD

25

12

[3] Geoff WILLIAMS

23

11

[27] Peter WILLIAMS

21

10

[28] Richard URWIN

19

9

[79] Andrew HIBBERD

17

8

[91] Dominique BERTIN

15

7

[10] Max BLEES

13

6

[98] Keith NORMAN

11

5

[64] Robert GOODWIN

9

4

[63] Roger MURRAY

7

3

[96] Geoffroy RIVET

5

2

[57] Denis WELCH

3

1

[65] Edwin JOWSEY

1

[16] Nigel MILLER

26

[37] Philippe BONNY

24

[4] Iain ROWLEY

22

[17] Grant SAUNDERS

20

[81] Stephen WILKINSON

18

[58] Malcolm RICKETTS

16

[61] Simon SMITH

14

[52] James CLARIDGE

12

[83] Barry WESTMORELAND

10

[62] Simon ARMER

8

[59] Robin LONGDON

6

[70] Michael LYONS

4

[89] Jorg TOBLER

2

HSCC Oulton Park Gold Cup

Sorted on Laps

Historic Formula Junior (race A)

Oulton Park International 2.692 Miles

Race 1

26/08/2007 12:05

Race (20:00 Time)

Pos	No.	Class	Name	Car	Laps	Total Tm	Avg. Speed	Diff	Gap	Best Tm	Best Spd
1	65	C2 - FJA	Edwin JOWSEY	Lotus 22	11	21:14.307	83.656	-	-	1:54.059	84.967
2	57	C2 - FJA	Denis WELCH	Merlyn FJ	11	21:22.728	83.107	+8.421	+8.421	1:55.579	83.849
3	51	C2 - FJA	Michael HIBBERD	Lotus 27	11	21:43.657	81.772	+29.350	+20.929	1:56.255	83.362
4	63	C2 - FJA	Roger MURRAY	Lola MK5A	11	21:46.233	81.611	+31.926	+2.576	1:57.258	82.649
5	59	C2 - FJA	Robin LONGDON	Lola Mk 5A	11	21:48.424	81.475	+34.117	+2.191	1:57.554	82.440
6	89	PH -FJA	Jorg TOBLER	Chevron B17	11	21:48.877	81.446	+34.570	+0.453	1:53.975	85.029
7	70	C2 - FJA	Michael LYONS	Brabham BT6	11	21:49.236	81.424	+34.929	+0.359	1:56.639	83.087
8	77	PH -FJA	Francois DE ROSSI	Chevron B17	11	21:49.527	81.406	+35.220	+0.291	1:55.370	84.001
9	62	C2 - FJA	Simon ARMER	Cooper T59	11	21:53.268	81.174	+38.961	+3.741	1:57.956	82.159
10	83	C2 - FJA	Barry WESTMORELAND	Lotus 22	11	22:06.401	80.370	+52.094	+13.133	1:58.678	81.660
11	61	C2 - FJA	Simon SMITH	Cooper T56	11	22:06.684	80.353	+52.377	+0.283	1:58.195	81.993
12	52	C2 - FJA	James CLARIDGE	Lola Mk5A	11	22:07.295	80.316	+52.988	+0.611	1:58.013	82.120
13	79	C2 - FJA	Andrew HIBBERD	Lotus 22	11	22:07.682	80.293	+53.375	+0.387	1:57.109	82.754
14	98	PH -FJA	Keith NORMAN	Chevon B15C	11	22:08.507	80.243	+54.200	+0.825	1:57.610	82.401
15	64	C2 - FJA	Robert GOODWIN	Lotus 22	11	22:15.506	79.822	+1:01.199	+6.999	1:59.355	81.196
16	58	C2 - FJA	Malcolm RICKETTS	Lotus 22	11	22:54.448	77.561	+1:40.141	+38.942	2:02.958	78.817
17	91	PH -FJA	Dominique BERTIN	Martini Mk4	11	22:54.696	77.547	+1:40.389	+0.248	2:02.370	79.196
18	17	PH -FJA	Grant SAUNDERS	March 703	11	23:02.105	77.131	+1:47.798	+7.409	2:02.803	78.917
19	81	PH -FJA	Stephen WILKINSON	Brabham BT21	11	23:03.601	77.048	+1:49.294	+1.496	2:02.346	79.211
20	28	PH -FJA	Richard URWIN	Brabham BT28	11	23:14.530	76.444	+2:00.223	+10.929	2:03.863	78.241
21	37	PH -FJA	Philipe BONNY	Tecno	10	22:01.618	73.328	1 Lap	1 Lap	2:07.301	76.128
22	27	PH -FJA	Peter WILLIAMS	Brabham BT15	10	22:19.338	72.358	+17.720	+17.720	2:10.840	74.069
23	16	PH -FJA	Nigel MILLER	Brabham BT21	10	23:02.038	70.123	+1:00.420	+42.700	2:12.021	73.407
24	3	C2 - FJA	Geoff WILLIAMS	Lotus 22	10	23:16.890	69.377	+1:15.272	+14.852	2:15.034	71.769

Not classified (80% = 8 Laps)

25	4	C2 - FJA	Iain ROWLEY	Lotus 22	4	9:21.442	69.045	7 Laps	6 Laps	2:12.519	73.131
26	96	PH -FJA	Geoffroy RIVET	Brabham BT28	3	5:49.123	83.276	8 Laps	1 Lap	1:54.034	84.985
27	10	PH -FJA	Max BLEES	Brabham BT15	3	6:27.386	75.051	+38.263	+38.263	2:02.739	78.958

Margin of Victory	Avg. Speed	Best Lap Tm	Best Spd	Best Lap by
+8.421	83.656	1:53.975	85.029	[89] Jorg TOBLER

Printed: 26/08/2007 12:31:19

Licensed to: MST Sports Timing Ltd

Chief Timekeeper

Orbits 3

Clerk of Course

www.amb-it.com

www.mylaps.com

HSCC Oulton Park Gold Cup

Lapchart


Historic Formula Junior (race A)

Oulton Park International 2.692 Miles

Race 1

26/08/2007 12:05

Race (20:00 Time)



Competitors	Laps											
	0	1	2	3	4	5	6	7	8	9	10	11
Edwin JOWSEY (65)	1	65	65	65	65	65	65	65	65	65	65	65
Jorg TOBLER (89)	2	89	89	89	89	57	57	57	57	57	57	57
Denis WELCH (57)	3	57	96	96	96	59	59	59	59	51	51	51
Geoffroy RIVET (96)	4	96	57	57	57	63	63	51	51	63	63	63
Robin LONGDON (59)	5	59	59	59	59	51	51	63	63	59	59	59
Michael LYONS (70)	6	70	63	63	63	62	62	62	62	70	70	89
Simon ARMER (62)	7	62	62	62	62	70	70	70	70	62	62	89
Roger MURRAY (63)	8	63	83	83	51	83	77	77	77	77	77	77
Barry WESTMORELAND (83)	9	83	52	52	83	77	83	89	89	89	89	62
Robert GOODWIN (64)	10	64	98	98	70	52	52	83	83	83	83	83
Keith NORMAN (98)	11	98	70	51	98	98	98	52	52	61	61	61
James CLARIDGE (52)	12	52	64	70	52	61	89	98	61	52	52	52
Max BLEES (10)	13	10	61	64	64	64	61	61	98	79	79	79
Dominique BERTIN (91)	14	91	51	77	77	89	64	64	79	98	98	98
Malcolm RICKETTS (58)	15	58	77	61	61	79	79	79	64	64	64	64
Simon SMITH (61)	16	61	79	79	79	91	91	91	91	91	91	58
Grant SAUNDERS (17)	17	17	10	10	91	58	58	58	58	58	58	91
Iain ROWLEY (4)	18	4	58	58	58	81	81	81	81	17	17	17
Stephen WILKINSON (81)	19	81	91	91	10	17	17	17	17	81	81	81
Andrew HIBBERD (79)	20	79	81	81	81	28	28	28	28	28	28	28
Richard URWIN (28)	21	28	28	28	17	37	37	37	37	37	37	37
Francois DE ROSSI (77)	22	77	17	17	28	27	27	27	27	27	27	27
Peter WILLIAMS (27)	23	27	4	27	27	16	3	3	3	16	16	16
Michael HIBBERD (51)	24	51	27	37	37	4	16	16	16	3	3	3
Philippe BONNY (37)	25	37	37	16	4	3						
Nigel MILLER (16)	26	16	16	4	16							
Geoff WILLIAMS (3)	27	3	3	3	3							

HSCC Oulton Park Gold Cup

Historic Formula Junior (race A)

Oulton Park International 2.692 Miles

Race 1

26/08/2007 12:05

Race (20:00 Time)

Lap	Lap Tm	Diff	Time of Day
(65) Edwin JOWSEY			
1	1:59.475	+5.416	12:07:46.548
2	1:54.637	+0.578	12:09:41.185
3	1:54.209	+0.150	12:11:35.394
4	1:54.059	-	12:13:29.453
5	1:55.431	+1.372	12:15:24.884
6	1:57.668	+3.609	12:17:22.552
7	1:55.258	+1.199	12:19:17.810
8	1:55.591	+1.532	12:21:13.401
9	1:55.721	+1.662	12:23:09.122
10	1:54.756	+0.697	12:25:03.878
11	1:57.501	+3.442	12:27:01.379

(57) Denis WELCH			
1	2:00.075	+4.496	12:07:48.932
2	1:55.850	+0.271	12:09:44.782
3	1:55.579	-	12:11:40.361
4	1:55.701	+0.122	12:13:36.062
5	1:56.879	+1.300	12:15:32.941
6	1:55.906	+0.327	12:17:28.847
7	1:55.731	+0.152	12:19:24.578
8	1:55.780	+0.201	12:21:20.358
9	1:55.680	+0.101	12:23:16.038
10	1:56.498	+0.919	12:25:12.536
11	1:57.264	+1.685	12:27:09.800

(51) Michael HIBBERD			
1	2:04.950	+8.695	12:07:58.731
2	1:57.640	+1.385	12:09:56.371
3	1:56.825	+0.570	12:11:53.196
4	1:57.229	+0.974	12:13:50.425
5	1:56.708	+0.453	12:15:47.133
6	1:56.783	+0.528	12:17:43.916
7	1:57.558	+1.303	12:19:41.474
8	1:56.255	-	12:21:37.729
9	1:57.223	+0.968	12:23:34.952
10	1:57.421	+1.166	12:25:32.373
11	1:58.356	+2.101	12:27:30.729

(63) Roger MURRAY			
1	2:02.439	+5.181	12:07:52.673
2	1:58.911	+1.653	12:09:51.584
3	1:58.626	+1.368	12:11:50.210
4	1:58.257	+0.999	12:13:48.467
5	1:57.700	+0.442	12:15:46.167
6	1:58.071	+0.813	12:17:44.238
7	1:58.341	+1.083	12:19:42.579
8	1:57.915	+0.657	12:21:40.494
9	1:57.258	-	12:23:37.752
10	1:57.771	+0.513	12:25:35.523
11	1:57.782	+0.524	12:27:33.305

(59) Robin LONGDON			
1	2:01.929	+4.375	12:07:51.465
2	1:58.483	+0.929	12:09:49.948
3	1:57.704	+0.150	12:11:47.652
4	1:57.936	+0.382	12:13:45.588
5	1:58.284	+0.730	12:15:43.872
6	1:58.800	+1.246	12:17:42.672
7	1:58.211	+0.657	12:19:40.883
8	1:59.751	+2.197	12:21:40.634
9	1:57.554	-	12:23:38.188
10	1:58.562	+1.008	12:25:36.750
11	1:58.746	+1.192	12:27:35.496

(89) Jorg TOBLER			
1	2:00.381	+6.406	12:07:47.455
2	1:54.456	+0.481	12:09:41.911
3	1:53.975	-	12:11:35.886
4	2:24.493	+30.518	12:14:00.379
5	1:58.891	+4.916	12:15:59.270
6	1:57.776	+3.801	12:17:57.046
7	1:57.503	+3.528	12:19:54.549
8	1:57.003	+3.028	12:21:51.552
9	1:54.125	+0.150	12:23:45.677
10	1:54.974	+0.999	12:25:40.651
11	1:55.298	+1.323	12:27:35.949

(70) Michael LYONS			
1	2:07.716	+11.077	12:07:57.259
2	1:59.185	+2.546	12:09:56.444
3	2:00.913	+4.274	12:11:57.357
4	1:57.961	+1.322	12:13:55.318
5	1:57.072	+0.433	12:15:52.390
6	1:57.103	+0.464	12:17:49.493
7	1:56.678	+0.039	12:19:46.171
8	1:56.639	-	12:21:42.810
9	1:57.723	+1.084	12:23:40.533
10	1:56.910	+0.271	12:25:37.443
11	1:58.865	+2.226	12:27:36.308

(77) Francois DE ROSSI			
1	2:05.784	+10.414	12:07:59.106
2	2:00.377	+5.007	12:09:59.483
3	1:58.765	+3.395	12:11:58.248
4	2:00.088	+4.718	12:13:58.336
5	1:59.536	+4.166	12:15:57.872
6	1:58.788	+3.418	12:17:56.660
7	1:57.191	+1.821	12:19:53.851
8	1:56.325	+0.955	12:21:50.176
9	1:55.391	+0.021	12:23:45.567
10	1:55.662	+0.292	12:25:41.229
11	1:55.370	-	12:27:36.599

(62) Simon ARMER			
1	2:03.593	+5.637	12:07:53.816
2	1:59.034	+1.078	12:09:52.850
3	1:58.822	+0.866	12:11:51.672
4	1:59.244	+1.288	12:13:50.916
5	1:58.739	+0.783	12:15:49.655
6	1:57.956	-	12:17:47.611
7	1:58.032	+0.076	12:19:45.643
8	1:59.065	+1.109	12:21:44.708
9	1:58.299	+0.343	12:23:43.007
10	1:58.784	+0.828	12:25:41.791
11	1:58.549	+0.593	12:27:40.340

(83) Barry WESTMORELAND			
1	2:04.075	+5.397	12:07:54.748
2	2:00.828	+2.150	12:09:55.576
3	2:00.892	+2.214	12:11:56.468
4	2:01.637	+2.959	12:13:58.105
5	1:59.943	+1.265	12:15:58.048
6	2:00.154	+1.476	12:17:58.202
7	1:59.083	+0.405	12:19:57.285
8	1:59.741	+1.063	12:21:57.026
9	1:59.016	+0.338	12:23:56.042
10	1:58.678	-	12:25:54.720
11	1:58.753	+0.075	12:27:53.473

(61) Simon SMITH			
-------------------------	--	--	--

(52) James CLARIDGE			
1	2:06.740	+8.545	12:07:58.584
2	2:01.824	+3.629	12:10:00.408
3	1:59.271	+1.076	12:11:59.679
4	2:00.210	+2.015	12:13:59.889
5	1:59.989	+1.794	12:15:59.878
6	1:59.545	+1.350	12:17:59.423
7	1:59.052	+0.857	12:19:58.475
8	1:59.879	+1.684	12:21:58.354
9	1:58.195	-	12:23:56.549
10	1:58.698	+0.503	12:25:55.247
11	1:58.509	+0.314	12:27:53.756

(79) Andrew HIBBERD			
1	2:04.823	+6.810	12:07:56.087
2	1:59.761	+1.748	12:09:55.848
3	2:01.731	+3.718	12:11:57.579
4	2:01.122	+3.109	12:13:58.701
5	1:59.867	+1.854	12:15:58.568
6	1:59.931	+1.918	12:17:58.499
7	1:59.964	+1.951	12:19:58.463
8	2:00.802	+2.789	12:21:59.265
9	1:58.243	+0.230	12:23:57.508
10	1:58.013	-	12:25:55.521
11	1:58.846	+0.833	12:27:54.367

(79) Andrew HIBBERD			
1	2:07.266	+10.157	12:08:00.104
2	2:00.540	+3.431	12:10:00.644
3	1:59.551	+2.442	12:12:00.195
4	2:00.398	+3.289	12:14:00.593
5	2:01.101	+3.992	12:16:01.694
6	1:59.765	+2.656	12:18:01.459
7	1:59.262	+2.153	12:20:00.721
8	1:59.919	+2.810	12:22:00.640
9	1:57.109	-	12:23:57.749
10	1:58.208	+1.099	12:25:55.957
11	1:58.797	+1.688	12:27:54.754

(98) Keith NORMAN			
1	2:05.586	+7.976	12:07:56.684
2	1:59.500	+1.890	12:09:56.184
3	2:01.271	+3.661	12:11:57.455
4	2:01.658	+4.048	12:13:59.113
5	1:59.892	+2.282	12:15:59.005
6	1:59.875	+2.265	12:17:58.880
7	1:59.970	+2.360	12:19:58.850
8	2:03.030	+5.420	12:22:01.880
9	1:57.610	-	12:23:59.490
10	1:57.873	+0.263	12:25:57.363
11	1:58.216	+0.606	12:27:55.579

(64) Robert GOODWIN			
1	2:06.876	+7.521	12:07:57.806
2	2:00.808	+1.453	12:09:58.614
3	1:59.401	+0.046	12:11:58.015
4	2:02.157	+2.802	12:14:00.172
5	2:01.378	+2.023	12:16:01.550
6	1:59.494	+0.139	12:18:01.044
7	1:59.887	+0.532	12:20:00.931
8	2:01.471	+2.116	12:22:02.402
9	1:59.355	-	12:24:01.757
10	1:59.907	+0.552	12:26:01.664
11	2:00.914	+1.559	12:28:02.578

(58) Malcolm RICKETTS			
1	2:10.155	+7.197	12:08:01.968

HSCC Oulton Park Gold Cup

Historic Formula Junior (race A)

Oulton Park International 2.692 Miles

Race 1

26/08/2007 12:05

Race (20:00 Time)

Lap	Lap Tm	Diff	Time of Day
2	2:05.128	+2.170	12:10:07.096
3	2:04.924	+1.966	12:12:12.020
4	2:04.767	+1.809	12:14:16.787
5	2:03.902	+0.944	12:16:20.689
6	2:03.825	+0.867	12:18:24.514
7	2:03.200	+0.242	12:20:27.714
8	2:02.986	+0.028	12:22:30.700
9	2:02.958	-	12:24:33.658
10	2:03.448	+0.490	12:26:37.106
11	2:04.414	+1.456	12:28:41.520

(91) Dominique BERTIN

1	2:10.884	+8.514	12:08:02.601
2	2:04.749	+2.379	12:10:07.350
3	2:02.557	+0.187	12:12:09.907
4	2:04.551	+2.181	12:14:14.458
5	2:03.636	+1.266	12:16:18.094
6	2:03.393	+1.023	12:18:21.487
7	2:03.579	+1.209	12:20:25.066
8	2:03.548	+1.178	12:22:28.614
9	2:02.370	-	12:24:30.984
10	2:02.397	+0.027	12:26:33.381
11	2:08.387	+6.017	12:28:41.768

(17) Grant SAUNDERS

1	2:15.387	+12.584	12:08:07.734
2	2:06.461	+3.658	12:10:14.195
3	2:06.227	+3.424	12:12:20.422
4	2:04.896	+2.093	12:14:25.318
5	2:03.820	+1.017	12:16:29.138
6	2:03.292	+0.489	12:18:32.430
7	2:03.669	+0.866	12:20:36.099
8	2:03.736	+0.933	12:22:39.835
9	2:02.803	-	12:24:42.638
10	2:03.232	+0.429	12:26:45.870
11	2:03.307	+0.504	12:28:49.177

(81) Stephen WILKINSON

1	2:11.614	+9.268	12:08:04.119
2	2:05.987	+3.641	12:10:10.106
3	2:07.236	+4.890	12:12:17.342
4	2:06.493	+4.147	12:14:23.835
5	2:04.854	+2.508	12:16:28.689
6	2:03.129	+0.783	12:18:31.818
7	2:03.671	+1.325	12:20:35.489
8	2:05.081	+2.735	12:22:40.570
9	2:02.346	-	12:24:42.916
10	2:03.941	+1.595	12:26:46.857
11	2:03.816	+1.470	12:28:50.673

(28) Richard URWIN

1	2:14.311	+10.448	12:08:07.398
2	2:06.505	+2.642	12:10:13.903
3	2:07.862	+3.999	12:12:21.765
4	2:05.119	+1.256	12:14:26.884
5	2:04.572	+0.709	12:16:31.456
6	2:04.784	+0.921	12:18:36.240
7	2:03.863	-	12:20:40.103
8	2:04.512	+0.649	12:22:44.615
9	2:04.566	+0.703	12:24:49.181
10	2:06.531	+2.668	12:26:55.712
11	2:05.890	+2.027	12:29:01.602

(37) Philippe BONNY

1	2:18.703	+11.402	12:08:12.740
2	2:14.148	+6.847	12:10:26.888

Lap	Lap Tm	Diff	Time of Day
3	2:14.275	+6.974	12:12:41.163
4	2:14.213	+6.912	12:14:55.376
5	2:09.785	+2.484	12:17:05.161
6	2:07.301	-	12:19:12.462
7	2:09.168	+1.867	12:21:21.630
8	2:08.218	+0.917	12:23:29.848
9	2:10.679	+3.378	12:25:40.527
10	2:08.163	+0.862	12:27:48.690

(27) Peter WILLIAMS

1	2:18.554	+7.714	12:08:12.313
2	2:14.189	+3.349	12:10:26.502
3	2:14.256	+3.416	12:12:40.758
4	2:14.898	+4.058	12:14:55.656
5	2:10.840	-	12:17:06.496
6	2:11.418	+0.578	12:19:17.914
7	2:11.944	+1.104	12:21:29.858
8	2:13.070	+2.230	12:23:42.928
9	2:11.693	+0.853	12:25:54.621
10	2:11.789	+0.949	12:28:06.410

(16) Nigel MILLER

1	2:20.136	+8.115	12:08:14.588
2	2:16.182	+4.161	12:10:30.770
3	2:18.893	+6.872	12:12:49.663
4	2:18.442	+6.421	12:15:08.105
5	2:18.526	+6.505	12:17:26.631
6	2:21.076	+9.055	12:19:47.707
7	2:20.034	+8.013	12:22:07.741
8	2:12.021	-	12:24:19.762
9	2:13.736	+1.715	12:26:33.498
10	2:15.612	+3.591	12:28:49.110

(3) Geoff WILLIAMS

1	2:24.202	+9.168	12:08:19.177
2	2:16.852	+1.818	12:10:36.029
3	2:16.391	+1.357	12:12:52.420
4	2:17.691	+2.657	12:15:10.111
5	2:16.009	+0.975	12:17:26.120
6	2:20.515	+5.481	12:19:46.635
7	2:21.075	+6.041	12:22:07.710
8	2:15.034	-	12:24:22.744
9	2:18.712	+3.678	12:26:41.456
10	2:22.506	+7.472	12:29:03.962

(4) Iain ROWLEY

1	2:17.158	+4.639	12:08:09.506
2	2:22.194	+9.675	12:10:31.700
3	2:12.519	-	12:12:44.219
p4	2:24.295	+11.776	12:15:08.514

(96) Geoffroy RIVET

1	1:58.577	+4.543	12:07:47.644
2	1:54.517	+0.483	12:09:42.161
3	1:54.034	-	12:11:36.195

(10) Max BLEES

1	2:08.919	+6.180	12:08:00.543
2	2:02.739	-	12:10:03.282
p3	2:11.176	+8.437	12:12:14.458

Lap	Lap Tm	Diff	Time of Day
-----	--------	------	-------------

HSCC Oulton Park Gold Cup

Sorted on Best Lap time

70s Road Sports

Oulton Park International 2.692 Miles

Qualifying - Amended

25/08/2007 12:25

Qualify (15:00 Time)

Pos	No.	Class	Name	Car	Laps	Best Tm	Diff	Best Spd	n Lap	2nd Best
1	9	B - 70s	Julian BARTER	TVR 3000M	6	2:02.758	-	78.946	4	2:03.504
2	24	B - 70s	Charles BARTER	Datsun 240Z	6	2:03.457	+0.699	78.499	4	2:03.873
3	34	B - 70s	Peter SHAW	TVR Tuscan	7	2:04.421	+1.663	77.890	1	2:04.808
4	11	C - 70s	Rory STOCKBRIDGE	Lotus Europa	7	2:05.077	+2.319	77.482	5	2:05.137
5	2	A - 70s	Adam BAGNALL	Jaguar E-Type	6	2:05.322	+2.564	77.330	4	2:05.448
6	54	C - 70s	Chris HOLLAND	Lotus 7	6	2:05.852	+3.094	77.005	4	2:07.154
7	29	A - 70s	Phil BRIGGS	Porsche 928	5	2:06.400	+3.642	76.671	4	2:08.126
8	44	C - 70s	Alan HARPER	Lotus Elan	6	2:06.769	+4.011	76.448	6	2:07.359
9	41	C - 70s	Howard BENTHAM	Lotus Elan	6	2:07.242	+4.484	76.164	5	2:07.554
10	42	C - 70s	Ross BRAITHWAITE	Lotus Europa	6	2:08.162	+5.404	75.617	5	2:09.520
11	31	A - 70s	Mark BENNETT	MGB GTV8	6	2:08.440	+5.682	75.453	6	2:08.521
12	65	C - 70s	Steve COOKE	Lotus 7	4	2:09.405	+6.647	74.890	2	2:10.334
13	1	D1 - 70	John THOMASON	Triumph Spitfire	6	2:09.827	+7.069	74.647	5	2:11.157
14	61	D2 - 70	Luke CLARK-BAGNALL	Triumph GT6	6	2:10.887	+8.129	74.042	5	2:11.128
15	98	D2 - 70	Bob TROTTER	Ford Escort RS	5	2:11.874	+9.116	73.488	2	2:11.945
16	79	D2 - 70	Andy JARVIS	Porsche 924	6	2:11.889	+9.131	73.480	5	2:12.224
17	89	A - 70s	Ralph HARWOOD-PENN	MGB GTV8	6	2:12.060	+9.302	73.385	6	2:12.309
18	96	B - 70s	Nigel BARNETT	Ford Capri 3000E	6	2:12.119	+9.361	73.352	4	2:12.428
19	75	D2 - 70	James NAIRN	Alfa Romeo 2000 GTV	6	2:12.465	+9.707	73.160	6	2:13.262
20	86	B - 70s	Christina TOTTY	TVR 3000M	6	2:14.226	+11.468	72.201	6	2:14.246
21	88	B - 70s	Mark BROWN	TVR 3000M	6	2:14.488	+11.730	72.060	5	2:16.186
22	57	D2 - 70	Mark OLDFIELD	Alfa Romeo 2000 GTV	5	2:15.903	+13.145	71.310	4	2:16.587
23	23	D2 - 70	Will MORTON	Alfa Romeo 2000GTV	5	2:16.036	+13.278	71.240	5	2:17.088
24	76	D2 - 70	David ERWIN	Alfa Romeo 2000GTV	5	2:19.601	+16.843	69.421	4	2:22.282
25	47	B - 70s	Paul ASLETT	Porsche 911E	5	2:20.033	+17.275	69.207	4	2:21.653
26	81	D2 - 70	John DOBSON	Alfa Romeo 2000GTV	5	2:21.246	+18.488	68.612	3	2:23.265
27	60	D2 - 70	David MARSHALL	Lancia Beta Monte Carlo	5	2:22.121	+19.363	68.190	3	2:23.174
28	69	D2 - 70	Peter HEAD	MGB	5	2:23.923	+21.165	67.336	4	2:25.587
29	80	D2 - 70	David LANE	Jensen Healey	5	2:24.727	+21.969	66.962	4	2:26.868
30	49	D1 - 70	Terence KENYON	Alfa Romeo 1600GT Juni	5	2:31.824	+29.066	63.832	4	2:33.353
31	6	D2 - 70	Elizabeth HEAD	MGB	4	2:47.241	+44.483	57.948	1	2:47.387

Announcements

Car number 65 please come and see the timekeepers

HSCC Oulton Park Gold Cup

70s Road Sports

Oulton Park International 2.692 Miles

Qualifying - Amended

25/08/2007 12:25

Qualify (15:00 Time)



Lap	Lap Tm	Diff	Time of Day
(9) Julian BARTER			
1	2:09.828	+7.070	12:37:01.307
2	2:05.125	+2.367	12:39:06.432
3	2:06.871	+4.113	12:41:13.303
4	2:02.758	-	12:43:16.061
5	2:03.504	+0.746	12:45:19.565
6	2:05.110	+2.352	12:47:24.675

(24) Charles BARTER			
1	2:25.438	+21.981	12:36:54.360
2	2:05.079	+1.622	12:38:59.439
3	2:03.873	+0.416	12:41:03.312
4	2:03.457	-	12:43:06.769
5	2:06.242	+2.785	12:45:13.011
6	2:08.734	+5.277	12:47:21.745

(34) Peter SHAW			
1	2:04.421	-	12:35:54.642
2	2:04.808	+0.387	12:37:59.450
3	2:07.186	+2.765	12:40:06.636
4	2:08.371	+3.950	12:42:15.007
5	2:06.283	+1.862	12:44:21.290
6	2:04.813	+0.392	12:46:26.103
7	2:09.472	+5.051	12:48:35.575

(11) Rory STOCKBRIDGE			
1	2:06.658	+1.581	12:36:00.102
2	2:05.552	+0.475	12:38:05.654
3	2:05.964	+0.887	12:40:11.618
4	2:06.940	+1.863	12:42:18.558
5	2:05.077	-	12:44:23.635
6	2:05.137	+0.060	12:46:28.772
7	2:05.378	+0.301	12:48:34.150

(2) Adam BAGNALL			
1	2:08.950	+3.628	12:36:30.369
2	2:07.488	+2.166	12:38:37.857
3	2:05.448	+0.126	12:40:43.305
4	2:05.322	-	12:42:48.627
5	2:08.102	+2.780	12:44:56.729
6	2:14.624	+9.302	12:47:11.353

(54) Chris HOLLAND			
1	2:10.082	+4.230	12:36:38.511
2	2:07.308	+1.456	12:38:45.819
3	2:08.598	+2.746	12:40:54.417
4	2:05.852	-	12:43:00.269
5	2:07.154	+1.302	12:45:07.423
6	2:08.136	+2.284	12:47:15.559

(29) Phil BRIGGS			
1	2:08.724	+2.324	12:36:39.456
2	2:08.126	+1.726	12:38:47.582
3	2:08.160	+1.760	12:40:55.742
4	2:06.400	-	12:43:02.142
5	2:09.133	+2.733	12:45:11.275

(44) Alan HARPER			
1	2:08.514	+1.745	12:36:22.065
2	2:08.619	+1.850	12:38:30.684
3	2:07.769	+1.000	12:40:38.453
4	2:07.755	+0.986	12:42:46.208
5	2:07.359	+0.590	12:44:53.567
6	2:06.769	-	12:47:00.336

(41) Howard BENTHAM			
1	2:11.795	+4.553	12:36:31.860
2	2:08.514	+1.272	12:38:40.374
3	2:08.939	+1.697	12:40:49.313
4	2:07.554	+0.312	12:42:56.867
5	2:07.242	-	12:45:04.109
6	2:08.661	+1.419	12:47:12.770

(42) Ross BRAITHWAITE			
1	2:09.646	+1.484	12:36:27.357
2	2:12.347	+4.185	12:38:39.704
3	2:10.812	+2.650	12:40:50.516
4	2:09.520	+1.358	12:43:00.036
5	2:08.162	-	12:45:08.198
6	2:16.747	+8.585	12:47:24.945

(31) Mark BENNETT			
1	2:09.544	+1.104	12:36:50.792
2	2:08.521	+0.081	12:38:59.313
3	2:10.085	+1.645	12:41:09.398
4	2:10.740	+2.300	12:43:20.138
5	2:09.125	+0.685	12:45:29.263
6	2:08.440	-	12:47:37.703

(65) Steve COOKE			
1	2:12.109	+2.704	12:36:16.060
2	2:09.405	-	12:38:25.465
3	2:10.764	+1.359	12:40:36.229
4	2:10.334	+0.929	12:42:46.563

(1) John THOMASON			
1	2:13.395	+3.568	12:36:26.877
2	2:11.384	+1.557	12:38:38.261
3	2:11.528	+1.701	12:40:49.789
4	2:11.157	+1.330	12:43:00.946
5	2:09.827	-	12:45:10.773
6	2:12.788	+2.961	12:47:23.561

(61) Luke CLARK-BAGNALL			
1	2:13.778	+2.891	12:37:09.996
2	2:12.460	+1.573	12:39:22.456
3	2:12.113	+1.226	12:41:34.569
4	2:11.764	+0.877	12:43:46.333
5	2:10.887	-	12:45:57.220
6	2:11.128	+0.241	12:48:08.348

(98) Bob TROTTER			
1	2:12.841	+0.967	12:36:12.267
2	2:11.874	-	12:38:24.141
3	2:13.452	+1.578	12:40:37.593
4	2:14.263	+2.389	12:42:51.856
5	2:11.945	+0.071	12:45:03.801

(79) Andy JARVIS			
1	2:14.705	+2.816	12:36:25.169
2	2:12.700	+0.811	12:38:37.869
3	2:17.637	+5.748	12:40:55.506
4	2:12.224	+0.335	12:43:07.730
5	2:11.889	-	12:45:19.619
6	2:12.509	+0.620	12:47:32.128

(89) Ralph HARWOOD-PENN			
1	2:14.461	+2.401	12:37:13.559
2	2:13.544	+1.484	12:39:27.103
3	2:12.309	+0.249	12:41:39.412
4	2:13.330	+1.270	12:43:52.742

Lap	Lap Tm	Diff	Time of Day
5	2:12.606	+0.546	12:46:05.348
6	2:12.060	-	12:48:17.408

(96) Nigel BARNETT			
1	2:13.058	+0.939	12:36:20.052
2	2:14.001	+1.882	12:38:34.053
3	2:12.428	+0.309	12:40:46.481
4	2:12.119	-	12:42:58.600
5	2:16.046	+3.927	12:45:14.646
6	2:14.902	+2.783	12:47:29.548

(75) James NAIRN			
1	2:15.322	+2.857	12:36:30.323
2	2:14.043	+1.578	12:38:44.366
3	2:14.776	+2.311	12:40:59.142
4	2:13.932	+1.467	12:43:13.074
5	2:13.262	+0.797	12:45:26.336
6	2:12.465	-	12:47:38.801

(86) Christina TOTT			
1	2:16.779	+2.553	12:36:48.665
2	2:16.086	+1.860	12:39:04.751
3	2:16.018	+1.792	12:41:20.769
4	2:15.344	+1.118	12:43:36.113
5	2:14.246	+0.020	12:45:50.359
6	2:14.226	-	12:48:04.585

(88) Mark BROWN			
1	2:19.291	+4.803	12:36:59.501
2	2:18.029	+3.541	12:39:17.530
3	2:19.213	+4.725	12:41:36.743
4	2:17.026	+2.538	12:43:53.769
5	2:14.488	-	12:46:08.257
6	2:16.186	+1.698	12:48:24.443

(57) Mark OLDFIELD			
1	2:18.230	+2.327	12:37:43.724
2	2:16.587	+0.684	12:40:00.311
3	2:17.944	+2.041	12:42:18.255
4	2:15.903	-	12:44:34.158
5	2:17.662	+1.759	12:46:51.820

(23) Will MORTON			
1	2:18.738	+2.702	12:37:50.918
2	2:17.271	+1.235	12:40:08.189
3	2:18.965	+2.929	12:42:27.154
4	2:17.088	+1.052	12:44:44.242
5	2:16.036	-	12:47:00.278

(76) David ERWIN			
1	2:24.449	+4.848	12:37:52.115
2	2:22.282	+2.681	12:40:14.397
3	2:24.654	+5.053	12:42:39.051
4	2:19.601	-	12:44:58.652
5	2:24.824	+5.223	12:47:23.476

(47) Paul ASLETT			
1	2:23.770	+3.737	12:37:50.157
2	2:23.172	+3.139	12:40:13.329
3	2:21.653	+1.620	12:42:34.982
4	2:20.033	-	12:44:55.015
5	2:22.197	+2.164	12:47:17.212

(81) John DOBSON			
1	2:26.777	+5.531	12:37:57.614
2	2:23.265	+2.019	12:40:20.879

HSCC Oulton Park Gold Cup

70s Road Sports

Oulton Park International 2.692 Miles

Qualifying - Amended

25/08/2007 12:25

Qualify (15:00 Time)

Lap	Lap Tm	Diff	Time of Day
3	<u>2:21.246</u>	-	12:42:42.125
4	<u>2:25.045</u>	+3.799	12:45:07.170
5	<u>2:25.707</u>	+4.461	12:47:32.877

(60) David MARSHALL

1	<u>2:23.206</u>	+1.085	12:37:20.061
2	<u>2:23.645</u>	+1.524	12:39:43.706
3	<u>2:22.121</u>	-	12:42:05.827
4	<u>2:24.315</u>	+2.194	12:44:30.142
5	<u>2:23.174</u>	+1.053	12:46:53.316

(69) Peter HEAD

1	<u>2:28.577</u>	+4.654	12:37:35.651
2	<u>2:25.587</u>	+1.664	12:40:01.238
3	<u>2:28.230</u>	+4.307	12:42:29.468
4	<u>2:23.923</u>	-	12:44:53.391
5	<u>2:33.189</u>	+9.266	12:47:26.580

(80) David LANE

1	<u>2:28.571</u>	+3.844	12:37:31.521
2	<u>2:28.853</u>	+4.126	12:40:00.374
3	<u>2:26.928</u>	+2.201	12:42:27.302
4	<u>2:24.727</u>	-	12:44:52.029
5	<u>2:26.868</u>	+2.141	12:47:18.897

(49) Terence KENYON

1	<u>2:33.502</u>	+1.678	12:37:25.622
2	<u>2:34.255</u>	+2.431	12:39:59.877
3	<u>2:35.764</u>	+3.940	12:42:35.641
4	<u>2:31.824</u>	-	12:45:07.465
5	<u>2:33.353</u>	+1.529	12:47:40.818

(6) Elizabeth HEAD

1	<u>2:47.241</u>	-	12:38:34.694
2	<u>2:47.387</u>	+0.146	12:41:22.081
p3	<u>2:52.241</u>	+5.000	12:44:14.322
4	<u>4:01.099</u>	+1:13.858	12:48:15.421

Lap	Lap Tm	Diff	Time of Day
-----	--------	------	-------------

Lap	Lap Tm	Diff	Time of Day
-----	--------	------	-------------

HSCC Oulton Park Gold Cup

70s Road Sports

Oulton Park International 2.692 Miles

Race 2 - Amended

26/08/2007 12:40

Race (20:00 Time)

14
13
12
11
10
9
8
7
6
5
4
3
2
1

[2:22.121] [60] David MARSHALL
<hr/>
27 [2:20.033] [47] Paul ASLETT
<hr/>
25 [2:16.036] [23] Will MORTON
<hr/>
23 [2:14.488] [88] Mark BROWN
<hr/>
21 [2:12.465] [75] James NAIRN
<hr/>
19 [2:12.060] [89] Ralph HARWOOD-PENN
<hr/>
17 [2:11.874] [98] Bob TROTTER
<hr/>
15 [2:09.827] [1] John THOMASON
<hr/>
13 [2:08.440] [31] Mark BENNETT
<hr/>
11 [2:07.242] [41] Howard BENTHAM
<hr/>
9 [2:06.400] [29] Phil BRIGGS
<hr/>
7 [2:05.322] [2] Adam BAGNALL
<hr/>
5 [2:04.421] [34] Peter SHAW
<hr/>
3 [2:02.758] [9] Julian BARTER
<hr/>
1

[2:23.923] [69] Peter HEAD
<hr/>
28 [2:21.246] [81] John DOBSON
<hr/>
26 [2:19.601] [76] David ERWIN
<hr/>
24 [2:15.903] [57] Mark OLDFIELD
<hr/>
22 [2:14.226] [86] Christina TOTTY
<hr/>
20 [2:12.119] [96] Nigel BARNETT
<hr/>
18 [2:11.889] [79] Andy JARVIS
<hr/>
16 [2:10.887] [61] Luke CLARK-BAGNALL
<hr/>
14 [2:09.405] [65] Steve COOKE
<hr/>
12 [2:08.162] [42] Ross BRAITHWAITE
<hr/>
10 [2:06.769] [44] Alan HARPER
<hr/>
8 [2:05.852] [54] Chris HOLLAND
<hr/>
6 [2:05.077] [11] Rory STOCKBRIDGE
<hr/>
4 [2:03.457] [24] Charles BARTER
<hr/>
2

HSCC Oulton Park Gold Cup

70s Road Sports

Oulton Park International 2.692 Miles

Race 2 - Amended

26/08/2007 12:40

Race (20:00 Time)

16

[2:47.241]
[6] Elizabeth HEAD

31

[2:24.727]

[80] David LANE


29

[2:31.824]

[49] Terence KENYON

30

15



HSCC Oulton Park Gold Cup

Sorted on Laps

70s Road Sports

Oulton Park International 2.692 Miles

Race 2

26/08/2007 12:42

Race (20:00 Time)

Pos	No.	Class	Name	Car	Laps	Total Tm	Avg. Speed	Diff	Gap	Best Tm	Best Spd
1	9	B - 70s	Julian BARTER	TVR 3000M	10	20:41.334	78.071	-	-	2:01.765	79.589
2	24	B - 70s	Charles BARTER	Datsun 240Z	10	20:42.964	77.968	+1.630	+1.630	2:02.221	79.292
3	34	B - 70s	Peter SHAW	TVR Tuscan	10	21:04.447	76.644	+23.113	+21.483	2:04.855	77.620
4	54	C - 70s	Chris HOLLAND	Lotus 7	10	21:04.915	76.615	+23.581	+0.468	2:04.604	77.776
5	11	C - 70s	Rory STOCKBRIDGE	Lotus Europa	10	21:08.486	76.400	+27.152	+3.571	2:04.214	78.020
6	44	C - 70s	Alan HARPER	Lotus Elan	10	21:28.978	75.185	+47.644	+20.492	2:06.048	76.885
7	41	C - 70s	Howard BENTHAM	Lotus Elan	10	21:31.171	75.057	+49.837	+2.193	2:06.642	76.524
8	2	A - 70s	Adam BAGNALL	Jaguar E-Type	10	21:42.110	74.427	+1:00.776	+10.939	2:05.249	77.375
9	29	A - 70s	Phil BRIGGS	Porsche 928	10	21:43.740	74.334	+1:02.406	+1.630	2:08.199	75.595
10	65	C - 70s	Steve COOKE	Lotus 7	10	21:44.233	74.306	+1:02.899	+0.493	2:07.152	76.217
11	31	A - 70s	Mark BENNETT	MGB GTV8	10	22:08.363	72.956	+1:27.029	+24.130	2:08.832	75.224
12	61	D2 - 70	Luke CLARK-BAGNALL	Triumph GT6	10	22:09.206	72.910	+1:27.872	+0.843	2:10.084	74.500
13	42	C - 70s	Ross BRAITHWAITE	Lotus Europa	10	22:10.697	72.828	+1:29.363	+1.491	2:09.695	74.723
14	1	D1 - 70	John THOMASON	Triumph Spitfire	10	22:12.670	72.720	+1:31.336	+1.973	2:11.172	73.882
15	98	D2 - 70	Bob TROTTER	Ford Escort RS	10	22:16.537	72.510	+1:35.203	+3.867	2:11.232	73.848
16	79	D2 - 70	Andy JARVIS	Porsche 924	10	22:17.820	72.440	+1:36.486	+1.283	2:11.512	73.691
17	86	B - 70s	Christina TOTTY	TVR 3000M	10	22:40.313	71.242	+1:58.979	+22.493	2:13.218	72.747
18	57	D2 - 70	Mark OLDFIELD	Alfa Romeo 2000 C	10	22:50.224	70.727	+2:08.890	+9.911	2:14.269	72.177
19	23	D2 - 70	Will MORTON	Alfa Romeo 2000G	10	22:50.595	70.708	+2:09.261	+0.371	2:13.722	72.473
20	96	B - 70s	Nigel BARNETT	Ford Capri 3000E	10	23:09.783	69.732	+2:28.449	+19.188	2:11.222	73.853
21	47	B - 70s	Paul ASLETT	Porsche 911E	9	20:42.797	70.181	1 Lap	1 Lap	2:13.860	72.398
22	76	D2 - 70	David ERWIN	Alfa Romeo 2000G	9	21:18.345	68.229	+35.548	+35.548	2:18.634	69.905
23	89	A - 70s	Ralph HARWOOD-PENN	MGB GTV8	9	21:21.764	68.047	+38.967	+3.419	2:11.033	73.960
24	60	D2 - 70	David MARSHALL	Lancia Beta Monte	9	21:33.312	67.440	+50.515	+11.548	2:19.882	69.281
25	80	D2 - 70	David LANE	Jensen Healey	9	21:49.321	66.615	+1:06.524	+16.009	2:21.985	68.255
26	81	D2 - 70	John DOBSON	Alfa Romeo 2000G	9	21:49.881	66.587	+1:07.084	+0.560	2:21.309	68.582
27	69	D2 - 70	Peter HEAD	MGB	9	21:50.284	66.566	+1:07.487	+0.403	2:21.006	68.729
28	6	D2 - 70	Elizabeth HEAD	MGB	9	23:03.541	63.042	+2:20.744	-1:13.257	2:29.774	64.705
29	49	D1 - 70	Terence KENYON	Alfa Romeo 1600G	9	23:06.831	62.892	+2:24.034	+3.290	2:29.813	64.689

Not classified (80% = 8 Laps)

DNF	75	D2 - 70	James NAIRN	Alfa Romeo 2000 C	9	20:28.020	71.026	-	-	2:13.466	72.612
DNF	88	B - 70s	Mark BOWN	TVR 3000M	8	18:17.697	70.629	-	-	2:14.166	72.233

Margin of Victory	Avg. Speed	Best Lap Tm	Best Spd	Best Lap by
+1.630	78.071	2:01.765	79.589	[9] Julian BARTER

Printed: 26/08/2007 13:08:22

Licensed to: MST Sports Timing Ltd

Chief Timekeeper

Orbits 3

Clerk of Course

www.amb-it.com

www.mylaps.com

HSCC Oulton Park Gold Cup

Lapchart


70s Road Sports

Oulton Park International 2.692 Miles

Race 2

26/08/2007 12:42

Race (20:00 Time)



Competitors	Laps	Laps										
		0	1	2	3	4	5	6	7	8	9	10
Charles BARTER (24)	1	24	24	24	24	24	9	9	9	9	9	9
Julian BARTER (9)	2	9	2	2	9	9	24	24	24	24	24	24
Rory STOCKBRIDGE (11)	3	11	9	9	54	34	34	34	34	34	34	34
Peter SHAW (34)	4	34	34	34	34	54	54	54	54	54	54	54
Chris HOLLAND (54)	5	54	11	54	11	11	11	11	11	11	11	11
Adam BAGNALL (2)	6	2	54	11	44	44	44	44	44	44	44	44
Phil BRIGGS (29)	7	29	29	44	41	2	2	2	2	2	41	41
Alan HARPER (44)	8	44	44	29	2	41	41	41	41	41	2	2
Mark BENNETT (31)	9	31	31	41	29	29	29	29	29	29	29	29
John THOMASON (1)	10	1	41	31	31	31	31	65	65	65	65	65
Howard BENTHAM (41)	11	41	65	65	65	65	31	31	31	31	31	31
Steve COOKE (65)	12	65	1	1	1	1	1	61	61	61	61	61
Andy JARVIS (79)	13	79	98	98	98	98	61	1	1	1	42	42
Bob TROTTER (98)	14	98	79	79	61	61	98	98	89	89	1	1
Luke CLARK-BAGNALL (61)	15	61	89	89	79	79	89	89	98	42	98	98
Ross BRAITHWAITE (42)	16	42	96	96	89	89	96	96	42	98	79	79
Nigel BARNETT (96)	17	96	61	61	96	96	42	42	96	79	86	86
Ralph HARWOOD-PENN (89)	18	89	86	86	42	42	79	79	79	96	96	57
Christina TOTTY (86)	19	86	75	42	86	86	86	86	86	86	75	23
James NAIRN (75)	20	75	42	75	75	75	75	75	75	75	23	96
Mark BOWN (88)	21	88	47	47	47	47	47	47	47	88	57	57
Paul ASLETT (47)	22	47	23	57	57	57	57	57	88	57	47	47
Mark OLDFIELD (57)	23	57	57	88	88	88	88	88	57	23	76	76
Will MORTON (23)	24	23	88	23	23	23	23	23	23	47	89	89
David ERWIN (76)	25	76	76	76	76	76	76	76	76	76	60	60
John DOBSON (81)	26	81	60	60	60	60	60	60	60	60	80	80
David MARSHALL (60)	27	60	81	81	80	80	80	80	80	80	81	81
Peter HEAD (69)	28	69	69	69	81	81	81	81	81	81	69	69
David LANE (80)	29	80	80	80	69	69	69	69	69	69	6	6
Terence KENYON (49)	30	49	49	6	6	6	6	6	6	6	49	49
Elizabeth HEAD (6)	31	6	6	49	49	49	49	49	49	49	49	49

HSCC Oulton Park Gold Cup

70s Road Sports

Oulton Park International 2.692 Miles

Race 2

26/08/2007 12:42

Race (20:00 Time)

Lap	Lap Tm	Diff	Time of Day
(9) Julian BARTER			
1	2:13.392	+11.627	12:44:15.446
2	2:04.978	+3.213	12:46:20.424
3	2:01.810	+0.045	12:48:22.234
4	2:01.765	-	12:50:23.999
5	2:02.845	+1.080	12:52:26.844
6	2:02.760	+0.995	12:54:29.604
7	2:03.115	+1.350	12:56:32.719
8	2:03.591	+1.826	12:58:36.310
9	2:03.356	+1.591	13:00:39.666
10	2:03.721	+1.956	13:02:43.387

Lap	Lap Tm	Diff	Time of Day
(24) Charles BARTER			
1	2:12.216	+9.995	12:44:14.270
2	2:03.939	+1.718	12:46:18.209
3	2:03.133	+0.912	12:48:21.342
4	2:02.221	-	12:50:23.563
5	2:03.911	+1.690	12:52:27.474
6	2:02.774	+0.553	12:54:30.248
7	2:03.382	+1.161	12:56:33.630
8	2:03.457	+1.236	12:58:37.087
9	2:03.770	+1.549	13:00:40.857
10	2:04.160	+1.939	13:02:45.017

Lap	Lap Tm	Diff	Time of Day
(34) Peter SHAW			
1	2:11.950	+7.095	12:44:16.059
2	2:06.490	+1.635	12:46:22.549
3	2:08.341	+3.486	12:48:30.890
4	2:04.861	+0.006	12:50:35.751
5	2:05.351	+0.496	12:52:41.102
6	2:04.855	-	12:54:45.957
7	2:05.061	+0.206	12:56:51.018
8	2:05.350	+0.495	12:58:56.368
9	2:05.229	+0.374	13:01:01.597
10	2:04.903	+0.048	13:03:06.500

Lap	Lap Tm	Diff	Time of Day
(54) Chris HOLLAND			
1	2:13.110	+8.506	12:44:17.491
2	2:06.848	+2.244	12:46:24.339
3	2:06.338	+1.734	12:48:30.677
4	2:06.383	+1.779	12:50:37.060
5	2:05.148	+0.544	12:52:42.208
6	2:05.348	+0.744	12:54:47.556
7	2:05.154	+0.550	12:56:52.710
8	2:04.750	+0.146	12:58:57.460
9	2:04.904	+0.300	13:01:02.364
10	2:04.604	-	13:03:06.968

Lap	Lap Tm	Diff	Time of Day
(11) Rory STOCKBRIDGE			
1	2:12.889	+8.675	12:44:16.796
2	2:07.847	+3.633	12:46:24.643
3	2:07.593	+3.379	12:48:32.236
4	2:05.723	+1.509	12:50:37.959
5	2:05.453	+1.239	12:52:43.412
6	2:06.049	+1.835	12:54:49.461
7	2:04.214	-	12:56:53.675
8	2:05.787	+1.573	12:58:59.462
9	2:05.114	+0.900	13:01:04.576
10	2:05.963	+1.749	13:03:10.539

Lap	Lap Tm	Diff	Time of Day
(44) Alan HARPER			
1	2:15.179	+9.131	12:44:20.767
2	2:06.285	+0.237	12:46:27.052
3	2:06.048	-	12:48:33.100
4	2:07.131	+1.083	12:50:40.231

Lap	Lap Tm	Diff	Time of Day
5	2:07.264	+1.216	12:52:47.495
6	2:08.857	+2.809	12:54:56.352
7	2:07.126	+1.078	12:57:03.478
8	2:08.171	+2.123	12:59:11.649
9	2:09.727	+3.679	13:01:21.376
10	2:09.655	+3.607	13:03:31.031

Lap	Lap Tm	Diff	Time of Day
(41) Howard BENTHAM			
1	2:16.370	+9.728	12:44:23.239
2	2:07.449	+0.807	12:46:30.688
3	2:08.814	+2.172	12:48:39.502
4	2:08.049	+1.407	12:50:47.551
5	2:07.124	+0.482	12:52:54.675
6	2:06.642	-	12:55:01.317
7	2:06.649	+0.007	12:57:07.966
8	2:08.228	+1.586	12:59:16.194
9	2:08.534	+1.892	13:01:24.728
10	2:08.496	+1.854	13:03:33.224

Lap	Lap Tm	Diff	Time of Day
(2) Adam BAGNALL			
1	2:10.392	+5.143	12:44:14.867
2	2:05.249	-	12:46:20.116
3	2:19.560	+14.311	12:48:39.676
4	2:05.812	+0.563	12:50:45.488
5	2:07.520	+2.271	12:52:53.008
6	2:06.946	+1.697	12:54:59.954
7	2:07.166	+1.917	12:57:07.120
8	2:07.998	+2.749	12:59:15.118
9	2:14.484	+9.235	13:01:29.602
10	2:14.561	+9.312	13:03:44.163

Lap	Lap Tm	Diff	Time of Day
(29) Phil BRIGGS			
1	2:14.782	+6.583	12:44:20.229
2	2:09.376	+1.177	12:46:29.605
3	2:11.940	+3.741	12:48:41.545
4	2:09.003	+0.804	12:50:50.548
5	2:08.762	+0.563	12:52:59.310
6	2:08.199	-	12:55:07.509
7	2:08.286	+0.087	12:57:15.795
8	2:08.644	+0.445	12:59:24.439
9	2:08.871	+0.672	13:01:33.310
10	2:12.483	+4.284	13:03:45.793

Lap	Lap Tm	Diff	Time of Day
(65) Steve COOKE			
1	2:16.257	+9.105	12:44:23.324
2	2:10.875	+3.723	12:46:34.199
3	2:10.228	+3.076	12:48:44.427
4	2:10.378	+3.226	12:50:54.805
5	2:09.269	+2.117	12:53:04.074
6	2:09.693	+2.541	12:55:13.767
7	2:08.113	+0.961	12:57:21.880
8	2:07.584	+0.432	12:59:29.464
9	2:07.152	-	13:01:36.616
10	2:09.670	+2.518	13:03:46.286

Lap	Lap Tm	Diff	Time of Day
(31) Mark BENNETT			
1	2:16.126	+7.294	12:44:22.163
2	2:11.243	+2.411	12:46:33.406
3	2:10.739	+1.907	12:48:44.145
4	2:09.716	+0.884	12:50:53.861
5	2:10.005	+1.173	12:53:03.866
6	2:10.687	+1.855	12:55:14.553
7	2:08.832	-	12:57:23.385
8	2:20.308	+11.476	12:59:43.693
9	2:14.478	+5.646	13:01:58.171
10	2:12.245	+3.413	13:04:10.416

Lap	Lap Tm	Diff	Time of Day
(61) Luke CLARK-BAGNALL			
1	2:21.364	+11.280	12:44:28.841
2	2:12.867	+2.783	12:46:41.708
3	2:10.937	+0.853	12:48:52.645
4	2:10.258	+0.174	12:51:02.903
5	2:10.478	+0.394	12:53:13.381
6	2:13.098	+3.014	12:55:26.479
7	2:10.084	-	12:57:36.563
8	2:10.174	+0.090	12:59:46.737
9	2:11.952	+1.868	13:01:58.689
10	2:12.570	+2.486	13:04:11.259

Lap	Lap Tm	Diff	Time of Day
(42) Ross BRAITHWAITE			
1	2:24.161	+14.466	12:44:31.776
2	2:13.495	+3.800	12:46:45.271
3	2:11.209	+1.514	12:48:56.480
4	2:09.695	-	12:51:06.175
5	2:12.358	+2.663	12:53:18.533
6	2:10.668	+0.973	12:55:29.201
7	2:11.443	+1.748	12:57:40.644
8	2:12.649	+2.954	12:59:53.293
9	2:09.751	+0.056	13:02:03.044
10	2:09.706	+0.011	13:04:12.750

Lap	Lap Tm	Diff	Time of Day
(1) John THOMASON			
1	2:17.544	+6.372	12:44:24.360
2	2:12.633	+1.461	12:46:36.993
3	2:11.172	-	12:48:48.165
4	2:13.419	+2.247	12:51:01.584
5	2:11.499	+0.327	12:53:13.083
6	2:13.420	+2.248	12:55:26.503
7	2:11.694	+0.522	12:57:38.197
8	2:11.946	+0.774	12:59:50.143
9	2:12.921	+1.749	13:02:03.064
10	2:11.659	+0.487	13:04:14.723

Lap	Lap Tm	Diff	Time of Day
(98) Bob TROTTER			
1	2:19.046	+7.814	12:44:26.480
2	2:11.232	-	12:46:37.712
3	2:12.198	+0.966	12:48:49.910
4	2:12.672	+1.440	12:51:02.582
5	2:11.332	+0.100	12:53:13.914
6	2:13.083	+1.851	12:55:26.997
7	2:13.467	+2.235	12:57:40.464
8	2:14.035	+2.803	12:59:54.499
9	2:12.262	+1.030	13:02:06.761
10	2:11.829	+0.597	13:04:18.590

Lap	Lap Tm	Diff	Time of Day
(79) Andy JARVIS			
1	2:19.846	+8.334	12:44:27.243
2	2:12.567	+1.055	12:46:39.810
3	2:13.143	+1.631	12:48:52.953
4	2:11.805	+0.293	12:51:04.758
5	2:14.321	+2.809	12:53:19.079
6	2:12.277	+0.765	12:55:31.356
7	2:13.227	+1.715	12:57:44.583
8	2:11.512	-	12:59:56.095
9	2:11.966	+0.454	13:02:08.061
10	2:11.812	+0.300	13:04:19.873

Lap	Lap Tm	Diff	Time of Day
(86) Christina TOTTY			
1	2:21.874	+8.656	12:44:30.196
2	2:14.944	+1.726	12:46:45.140
3	2:14.839	+1.621	12:48:59.979
4	2:13.218	-	12:51:13.197

HSCC Oulton Park Gold Cup

70s Road Sports

Oulton Park International 2.692 Miles

Race 2

26/08/2007 12:42

Race (20:00 Time)

Lap	Lap Tm	Diff	Time of Day
5	2:13.641	+0.423	12:53:26.838
6	2:14.471	+1.253	12:55:41.309
7	2:14.162	+0.944	12:57:55.471
8	2:13.807	+0.589	13:00:09.278
9	2:16.249	+3.031	13:02:25.527
10	2:16.839	+3.621	13:04:42.366

(57) Mark OLDFIELD

1	2:25.684	+11.415	12:44:34.498
2	2:17.459	+3.190	12:46:51.957
3	2:14.887	+0.618	12:49:06.844
4	2:14.269	-	12:51:21.113
5	2:14.920	+0.651	12:53:36.033
6	2:14.584	+0.315	12:55:50.617
7	2:16.265	+1.996	12:58:06.882
8	2:14.745	+0.476	13:00:21.627
9	2:15.868	+1.599	13:02:37.495
10	2:14.782	+0.513	13:04:52.277

(23) Will MORTON

1	2:24.709	+10.987	12:44:33.981
2	2:20.371	+6.649	12:46:54.352
3	2:15.347	+1.625	12:49:09.699
4	2:14.082	+0.360	12:51:23.781
5	2:13.722	-	12:53:37.503
6	2:14.891	+1.169	12:55:52.394
7	2:15.217	+1.495	12:58:07.611
8	2:14.894	+1.172	13:00:22.505
9	2:14.299	+0.577	13:02:36.804
10	2:15.844	+2.122	13:04:52.648

(96) Nigel BARNETT

1	2:20.847	+9.625	12:44:28.594
2	2:12.526	+1.304	12:46:41.120
3	2:12.792	+1.570	12:48:53.912
4	2:11.838	+0.616	12:51:05.750
5	2:12.038	+0.816	12:53:17.788
6	2:11.222	-	12:55:29.010
7	2:15.039	+3.817	12:57:44.049
8	2:18.377	+7.155	13:00:02.426
9	2:26.223	+15.001	13:02:28.649
10	2:43.187	+31.965	13:05:11.836

(47) Paul ASLETT

1	2:24.096	+10.236	12:44:32.890
2	2:16.707	+2.847	12:46:49.597
3	2:15.703	+1.843	12:49:05.300
4	2:14.703	+0.843	12:51:20.003
5	2:14.855	+0.995	12:53:34.858
6	2:13.860	-	12:55:48.718
7	2:16.172	+2.312	12:58:04.890
8	2:20.725	+6.865	13:00:25.615
9	2:19.235	+5.375	13:02:44.850

(76) David ERWIN

1	2:27.272	+8.638	12:44:36.753
2	2:18.634	-	12:46:55.387
3	2:19.059	+0.425	12:49:14.446
4	2:19.766	+1.132	12:51:34.212
5	2:20.044	+1.410	12:53:54.256
6	2:21.019	+2.385	12:56:15.275
7	2:20.522	+1.888	12:58:35.797
8	2:21.401	+2.767	13:00:57.198
9	2:23.200	+4.566	13:03:20.398

(89) Ralph HARWOOD-PENN

Lap	Lap Tm	Diff	Time of Day
1	2:20.222	+9.189	12:44:28.076
2	2:12.514	+1.481	12:46:40.590
3	2:12.880	+1.847	12:48:53.470
4	2:11.809	+0.776	12:51:05.279
5	2:11.033	-	12:53:16.312
6	2:11.685	+0.652	12:55:27.997
7	2:11.460	+0.427	12:57:39.457
8	2:11.348	+0.315	12:59:50.805
p9	3:33.012	+1:21.979	13:03:23.817

(60) David MARSHALL

1	2:28.412	+8.530	12:44:38.316
2	2:19.882	-	12:46:58.198
3	2:21.132	+1.250	12:49:19.330
4	2:22.391	+2.509	12:51:41.721
5	2:22.210	+2.328	12:54:03.931
6	2:22.866	+2.984	12:56:26.797
7	2:23.169	+3.287	12:58:49.966
8	2:23.067	+3.185	13:01:13.033
9	2:22.332	+2.450	13:03:35.365

(80) David LANE

1	2:31.560	+9.575	12:44:41.869
2	2:23.318	+1.333	12:47:05.187
3	2:23.403	+1.418	12:49:28.590
4	2:21.985	-	12:51:50.575
5	2:22.392	+0.407	12:54:12.967
6	2:23.967	+1.982	12:56:36.934
7	2:23.648	+1.663	12:59:00.582
8	2:23.181	+1.196	13:01:23.763
9	2:27.611	+5.626	13:03:51.374

(81) John DOBSON

1	2:30.489	+9.180	12:44:40.213
2	2:24.206	+2.897	12:47:04.419
3	2:25.801	+4.492	12:49:30.220
4	2:23.482	+2.173	12:51:53.702
5	2:23.550	+2.241	12:54:17.252
6	2:24.073	+2.764	12:56:41.325
7	2:21.309	-	12:59:02.634
8	2:22.031	+0.722	13:01:24.665
9	2:27.269	+5.960	13:03:51.934

(69) Peter HEAD

1	2:30.576	+9.570	12:44:40.770
2	2:24.017	+3.011	12:47:04.787
3	2:25.785	+4.779	12:49:30.572
4	2:23.378	+2.372	12:51:53.950
5	2:23.671	+2.665	12:54:17.621
6	2:24.320	+3.314	12:56:41.941
7	2:21.006	-	12:59:02.947
8	2:22.328	+1.322	13:01:25.275
9	2:27.062	+6.056	13:03:52.337

(6) Elizabeth HEAD

1	2:38.143	+8.369	12:44:49.519
2	2:33.376	+3.602	12:47:22.895
3	2:32.538	+2.764	12:49:55.433
4	2:30.400	+0.626	12:52:25.833
5	2:32.655	+2.881	12:54:58.488
6	2:29.774	-	12:57:28.262
7	2:31.865	+2.091	13:00:00.127
8	2:31.644	+1.870	13:02:31.771
9	2:33.823	+4.049	13:05:05.594

(49) Terence KENYON

Lap	Lap Tm	Diff	Time of Day
1	2:38.072	+8.259	12:44:49.424
2	2:33.582	+3.769	12:47:23.006
3	2:34.683	+4.870	12:49:57.689
4	2:31.175	+1.362	12:52:28.864
5	2:33.702	+3.889	12:55:02.566
6	2:29.813	-	12:57:32.379
7	2:32.500	+2.687	13:00:04.879
8	2:31.198	+1.385	13:02:36.077
9	2:32.807	+2.994	13:05:08.884

(75) James NAIRN

1	2:22.650	+9.184	12:44:31.114
2	2:15.742	+2.276	12:46:46.856
3	2:13.728	+0.262	12:49:00.584
4	2:13.466	-	12:51:14.050
5	2:13.533	+0.067	12:53:27.583
6	2:14.417	+0.951	12:55:42.000
7	2:14.209	+0.743	12:57:56.209
8	2:13.705	+0.239	13:00:09.914
9	2:20.159	+6.693	13:02:30.073

(88) Mark BOWN

1	2:26.419	+12.253	12:44:35.121
2	2:17.562	+3.396	12:46:52.683
3	2:15.203	+1.037	12:49:07.886
4	2:14.371	+0.205	12:51:22.257
5	2:14.264	+0.098	12:53:36.521
6	2:14.166	-	12:55:50.687
7	2:14.507	+0.341	12:58:05.194
8	2:14.556	+0.390	13:00:19.750

HSCC Oulton Park Gold Cup

Sorted on Best Lap time

Historic Formula 2

Oulton Park International 2.692 Miles

Qualifying

25/08/2007 13:20

Qualify (19:00 Time)

Pos	No.	Class	Name	Car	Laps	Best Tm	Diff	Best Spd	n Lap	2nd Best
1	82	C -HF2	Peter MEYRICK	March 782	1	1:34.072	-	103.019	1	-:--
2	34	A -HF2	Martin STRETTON	March 712	7	1:37.655	+3.583	99.239	7	1:38.330
3	83	C -HF2	Andrew MEYRICK	March 782	6	1:38.871	+4.799	98.019	3	1:38.912
4	31	C -HF2	Jeremy SMITH	March 782	6	1:39.010	+4.938	97.881	3	1:39.057
5	9	C -HF2	Richard EVANS	Chevron B40	4	1:39.368	+5.296	97.528	3	1:41.418
6	11	C -HF2	Mark DWYER	March 742	5	1:39.707	+5.635	97.197	3	1:39.972
7	60	A -HF2	Bob JUGGINS	Lola T240	6	1:40.894	+6.822	96.053	5	1:41.047
8	15	C -HF2	Cosimo TURIZIO	March 762	6	1:43.717	+9.645	93.439	5	1:43.831
9	2	B -HF2	Matthew WATTS	Brabham BT29	1	1:44.685	+10.613	92.575	1	-:--
10	27	C -HF2	Bo WARMENIUS	March 772	4	1:46.607	+12.535	90.906	4	1:48.306
11	24	C -HF2	James LEDAMUN	Ralt RT1	6	1:46.767	+12.695	90.770	6	1:48.551
12	5	C -HF2	Mike BARNBY	Modus M7	5	1:47.182	+13.110	90.418	4	1:48.296
13	6	B -HF2	LYONS/MONSON	Brabham BT35	4	1:49.741	+15.669	88.310	2	1:50.821
14	94	B -HF2	Simon PERKINS	March 71BM	6	1:51.342	+17.270	87.040	6	1:52.336
15	64	A -HF2	Bob SELLIX	Brabham BT30	6	1:52.168	+18.096	86.399	6	1:53.008
16	25	B -HF2	John COUNSELL	Brabham BT23C	6	1:52.183	+18.111	86.387	4	1:52.266
17	90	B -HF2	Daryl TAYLOR	March 78B	3	2:20.338	+46.266	69.056	1	2:59.071
18	72	C -HF2	Gunnar TUREBRAND	March 762	0	-:--	-	-	0	-:--

HSCC Oulton Park Gold Cup

Historic Formula 2

Oulton Park International 2.692 Miles

Qualifying

25/08/2007 13:20

Qualify (19:00 Time)

Lap	Lap Tm	Diff	Time of Day
(82) Peter MEYRICK			
1	1:34.072	-	13:29:22.345

Lap	Lap Tm	Diff	Time of Day
(34) Martin STRETTON			
1	1:42.041	+4.386	13:29:38.887
2	23:18.143	+21:40.488	13:52:57.030
3	1:39.645	+1.990	13:54:36.675
4	1:38.717	+1.062	13:56:15.392
5	1:38.614	+0.959	13:57:54.006
6	1:38.330	+0.675	13:59:32.336
7	1:37.655	-	14:01:09.991

Lap	Lap Tm	Diff	Time of Day
(83) Andrew MEYRICK			
1	1:47.154	+8.283	13:30:02.127
2	23:06.581	+21:27.710	13:53:08.708
3	1:38.871	-	13:54:47.579
4	1:38.912	+0.041	13:56:26.491
5	1:39.004	+0.133	13:58:05.495
6	1:40.485	+1.614	13:59:45.980

Lap	Lap Tm	Diff	Time of Day
(31) Jeremy SMITH			
1	1:40.309	+1.299	13:29:31.626
2	23:24.912	+21:45.902	13:52:56.538
3	1:39.010	-	13:54:35.548
4	1:39.057	+0.047	13:56:14.605
5	1:40.753	+1.743	13:57:55.358
6	1:43.558	+4.548	13:59:38.916

Lap	Lap Tm	Diff	Time of Day
(9) Richard EVANS			
1	1:41.418	+2.050	13:29:43.172
2	23:26.334	+21:46.966	13:53:09.506
3	1:39.368	-	13:54:48.874
p4	1:47.488	+8.120	13:56:36.362

Lap	Lap Tm	Diff	Time of Day
(11) Mark DWYER			
1	1:41.925	+2.218	13:29:38.677
2	23:22.730	+21:43.023	13:53:01.407
3	1:39.707	-	13:54:41.114
4	1:39.972	+0.265	13:56:21.086
5	1:43.475	+3.768	13:58:04.561

Lap	Lap Tm	Diff	Time of Day
(60) Bob JUGGINS			
1	1:43.986	+3.092	13:29:28.202
2	23:32.323	+21:51.429	13:53:00.525
3	1:42.338	+1.444	13:54:42.863
4	1:41.047	+0.153	13:56:23.910
5	1:40.894	-	13:58:04.804
6	1:48.070	+7.176	13:59:52.874

Lap	Lap Tm	Diff	Time of Day
(15) Cosimo TURIZIO			
1	1:49.111	+5.394	13:30:00.177
p2	23:37.737	+21:54.020	13:53:37.914
3	2:12.669	+28.952	13:55:50.583
4	1:45.152	+1.435	13:57:35.735
5	1:43.717	-	13:59:19.452
6	1:43.831	+0.114	14:01:03.283

Lap	Lap Tm	Diff	Time of Day
(2) Matthew WATTS			
1	1:44.685	-	13:29:17.435

Lap	Lap Tm	Diff	Time of Day
(27) Bo WARMENIUS			
1	1:53.613	+7.006	13:55:42.407
2	1:48.445	+1.838	13:57:30.852
3	1:48.306	+1.699	13:59:19.158
4	1:46.607	-	14:01:05.765

Lap	Lap Tm	Diff	Time of Day
(24) James LEDAMUN			
1	1:54.007	+7.240	13:30:04.812
2	23:18.355	+21:31.588	13:53:23.167
3	2:19.797	+33.030	13:55:42.964
4	1:49.551	+2.784	13:57:32.515
5	1:48.551	+1.784	13:59:21.066
6	1:46.767	-	14:01:07.833

Lap	Lap Tm	Diff	Time of Day
(5) Mike BARNBY			
1	1:56.520	+9.338	13:30:27.877
2	23:40.014	+21:52.832	13:54:07.891
3	1:50.432	+3.250	13:55:58.323
4	1:47.182	-	13:57:45.505
5	1:48.296	+1.114	13:59:33.801

Lap	Lap Tm	Diff	Time of Day
(6) LYONS/MONSON			
1	1:53.643	+3.902	13:55:33.101
2	1:49.741	-	13:57:22.842
3	1:50.821	+1.080	13:59:13.663
4	1:51.858	+2.117	14:01:05.521

Lap	Lap Tm	Diff	Time of Day
(94) Simon PERKINS			
1	1:57.455	+6.113	13:30:17.511
2	23:37.836	+21:46.494	13:53:55.347
3	1:52.979	+1.637	13:55:48.326
4	1:52.799	+1.457	13:57:41.125
5	1:52.336	+0.994	13:59:33.461
6	1:51.342	-	14:01:24.803

Lap	Lap Tm	Diff	Time of Day
(64) Bob SELLIX			
1	2:07.228	+15.060	13:30:11.815
2	23:15.737	+21:23.569	13:53:27.552
3	1:55.573	+3.405	13:55:23.125
4	1:53.500	+1.332	13:57:16.625
5	1:53.008	+0.840	13:59:09.633
6	1:52.168	-	14:01:01.801

Lap	Lap Tm	Diff	Time of Day
(25) John COUNSELL			
1	2:02.861	+10.678	13:30:13.010
2	23:18.530	+21:26.347	13:53:31.540
3	1:54.646	+2.463	13:55:26.186
4	1:52.183	-	13:57:18.369
5	1:52.266	+0.083	13:59:10.635
6	1:54.735	+2.552	14:01:05.370

Lap	Lap Tm	Diff	Time of Day
(90) Daryl TAYLOR			
1	2:20.338	-	13:30:30.938
2	26:49.503	+24:29.165	13:57:20.441
3	2:59.071	+38.733	14:00:19.512

HSCC Oulton Park Gold Cup

Historic Formula 2

Oulton Park International 2.692 Miles

Race 3

26/08/2007 13:15

Race (25:00 Time)

9
8
7
6
5
4
3
2
1

[2:20.338] [90] Daryl TAYLOR
<hr/>
17 [1:52.168] [64] Bob SELIX
<hr/>
15 [1:49.741] [6] LYONS/MONSON
<hr/>
13 [1:46.767] [24] James LEDAMUN
<hr/>
11 [1:44.685] [2] Matthew WATTS
<hr/>
9 [1:40.894] [60] Bob JUGGINS
<hr/>
7 [1:39.368] [9] Richard EVANS
<hr/>
5 [1:38.871] [83] Andrew MEYRICK
<hr/>
3 [1:34.072] [82] Peter MEYRICK
<hr/>
1

[-.---] [72] Gunnar TUREBRAND
<hr/>
18 [1:52.183] [25] John COUNSELL
<hr/>
16 [1:51.342] [94] Simon PERKINS
<hr/>
14 [1:47.182] [5] Mike BARNBY
<hr/>
12 [1:46.607] [27] Bo WARMENIUS
<hr/>
10 [1:43.717] [15] Cosimo TURIZIO
<hr/>
8 [1:39.707] [11] Mark DWYER
<hr/>
6 [1:39.010] [31] Jeremy SMITH
<hr/>
4 [1:37.655] [34] Martin STRETTON
<hr/>
2



HSCC Oulton Park Gold Cup

Historic Formula 2

Oulton Park International 2.692 Miles

Race 11

27/08/2007 11:40

Race (20:00 Time)

7
6
5
4
3
2
1

[23] Nicholas OVERALL

13

[1:52.183]

[25] John COUNSELL

11

[1:51.342]

[94] Simon PERKINS

9

[1:47.182]

[5] Mike BARNBY

7

[1:46.607]

[27] Bo WARMENIUS

5

[1:40.894]

[60] Bob JUGGINS

3

[1:37.655]

[34] Martin STRETTON

1

[50] Paul BASON

14

[2:20.338]

[90] Daryl TAYLOR

12

[1:52.168]

[64] Bob SELLIX

10

[1:49.741]

[6] Frank LYONS

8

[1:46.767]

[24] James LEDAMUN

6

[1:44.685]

[2] Matthew WATTS

4

[1:39.368]

[9] Richard EVANS

2

HSCC Oulton Park Gold Cup

Sorted on Laps

Historic Formula 2

Oulton Park International 2.692 Miles

Race 3

26/08/2007 13:15

Race (25:00 Time)

Pos	No.	Class	Name	Car	Laps	Total Tm	Avg. Speed	Diff	Gap	Best Tm	In Lap	Best Spd
1	60	A -HF2	Bob JUGGINS	Lola T240	15	25:26.129	95.253	-	-	1:39.524	10	97.376
2	27	C -HF2	Bo WARMENIUS	March 772	15	26:11.512	92.502	+45.383	+45.383	1:42.503	10	94.546
3	5	C -HF2	Mike BARNBY	Modus M7	15	26:46.495	90.488	+1:20.366	+34.983	1:44.914	10	92.373
4	6	B -HF2	John MONSON	Brabham BT35	14	26:00.696	86.934	1 Lap	1 Lap	1:48.549	11	89.279
5	25	B -HF2	John COUNSELL	Brabham BT23C	14	26:53.956	84.065	+53.260	+53.260	1:50.812	12	87.456
6	90	B -HF2	Daryl TAYLOR	March 78B	14	26:53.957	84.065	+53.261	+0.001	1:47.396	6	90.238
7	23	B -HF2	Nicholas OVERALL	Lyncar 001	13	26:10.697	80.210	2 Laps	1 Lap	1:54.819	10	84.404

Not classified (80% = 12 Laps)

DNF	34	A -HF2	Martin STRETTON	March 712	13	22:03.519	95.190	-	-	1:38.813	7	98.076
DNF	15	C -HF2	Cosimo TURIZIO	March 762	11	18:50.822	94.271	-	-	1:39.771	10	97.134
DNF	94	A -HF2	Simon PERKINS	March 71BM	8	15:51.815	81.454	-	-	1:52.140	2	86.421
DNF	24	C -HF2	James LEDAMUN	Ralt RT1	7	14:41.856	76.927	-	-	1:47.316	1	90.305
DNF	9	C -HF2	Richard EVANS	Chevron B40	6	23:45.216	40.799	-	-	1:39.874	2	97.034
DNF	64	A -HF2	Bob SELLIX	Brabham BT30	3	5:54.163	82.091	-	-	1:53.645	2	85.276
DNF	2	B -HF2	Matthew WATTS	Brabham BT29	2	3:40.965	87.717	-	-	1:45.777	2	91.619
DNS	82	C -HF2	Peter MEYRICK	March 782	0	-.---	-	-	-	-.---	0	-
DNS	83	C -HF2	Andrew MEYRICK	March 782	0	-.---	-	-	-	-.---	0	-
DNS	31	C -HF2	Jeremy SMITH	March 782	0	-.---	-	-	-	-.---	0	-
DNS	11	C -HF2	Mark DWYER	March 742	0	-.---	-	-	-	-.---	0	-
DNS	72	C -HF2	Gunnar TUREBRAN	March 762	0	-.---	-	-	-	-.---	0	-

Announcements

Car 15 includes 10 second jump start penalty

Can cars 9, 60 and 64 please fit working transponder before second race

Margin of Victory	Avg. Speed	Best Lap Tm	Best Spd	Best Lap by
+45.383	95.253	1:39.524	97.376	[60] Bob JUGGINS

Printed: 26/08/2007 13:49:06

Licensed to: MST Sports Timing Ltd

Chief Timekeeper

Orbits 3

Clerk of Course

www.amb-it.com

www.mylaps.com

HSCC Oulton Park Gold Cup

Lapchart


Historic Formula 2

Oulton Park International 2.692 Miles

Race 3

26/08/2007 13:15

Race (25:00 Time)



Competitors	Laps																
	0	1	2	3	4	5	6	7	8	9	10	11	12	13	14	15	
Martin STRETTON (34)	1	34	34	34	34	34	34	34	34	34	34	34	34	34	60	60	60
Cosimo TURIZIO (15)	2	15	60	60	60	60	15	15	15	15	15	15	15	60	34	27	27
Richard EVANS (9)	3	9	15	9	9	15	60	60	60	60	60	60	60	27	27	5	5
Bob JUGGINS (60)	4	60	9	15	15	27	27	27	27	27	27	27	27	5	5	6	
Matthew WATTS (2)	5	2	27	27	27	9	5	5	5	5	5	5	5	6	6	25	
Bo WARMENIUS (27)	6	27	24	2	5	5	6	6	90	90	90	90	90	90	90	90	
James LEDAMUN (24)	7	24	2	5	6	6	90	90	6	6	6	6	6	25	25		
Mike BARNBY (5)	8	5	5	94	64	90	94	94	94	25	25	25	25	23	23		
Simon PERKINS (94)	9	94	94	6	90	94	25	25	25	94	23	23	23				
John MONSON (6)	10	6	6	64	94	25	24	24	23	23							
John COUNSELL (25)	11	25	64	90	25	24	23	23	24								
Bob SELIX (64)	12	64	25	25	24	23	9	9									
Nicholas OVERALL (23)	13	23	90	24	23												
Daryl TAYLOR (90)	14	90	23	23													
-	15																
-	16																
-	17																
-	18																
-	19																

HSCC Oulton Park Gold Cup

Historic Formula 2

Oulton Park International 2.692 Miles

Race 3

26/08/2007 13:15

Race (25:00 Time)

Lap	Lap Tm	Diff	Time of Day
(60) Bob JUGGINS			
1	1:45.734	+6.210	13:16:54.171
2	1:40.639	+1.115	13:18:34.810
3	1:39.827	+0.303	13:20:14.637
4	1:40.509	+0.985	13:21:55.146
5	1:43.496	+3.972	13:23:38.642
6	1:41.668	+2.144	13:25:20.310
7	1:40.180	+0.656	13:27:00.490
8	1:41.882	+2.358	13:28:42.372
9	1:40.949	+1.425	13:30:23.321
10	1:39.524	-	13:32:02.845
11	1:42.013	+2.489	13:33:44.858
12	1:39.851	+0.327	13:35:24.709
13	1:39.592	+0.068	13:37:04.301
14	1:43.343	+3.819	13:38:47.644
15	1:42.083	+2.559	13:40:29.727

Lap	Lap Tm	Diff	Time of Day
(27) Bo WARMENIUS			
1	1:46.719	+4.216	13:16:55.838
2	1:43.665	+1.162	13:18:39.503
3	1:44.334	+1.831	13:20:23.837
4	1:44.046	+1.543	13:22:07.883
5	1:44.609	+2.106	13:23:52.492
6	1:44.595	+2.092	13:25:37.087
7	1:44.682	+2.179	13:27:21.769
8	1:45.351	+2.848	13:29:07.120
9	1:43.997	+1.494	13:30:51.117
10	1:42.503	-	13:32:33.620
11	1:43.367	+0.864	13:34:16.987
12	1:44.898	+2.395	13:36:01.885
13	1:43.592	+1.089	13:37:45.477
14	1:43.896	+1.393	13:39:29.373
15	1:45.737	+3.234	13:41:15.110

Lap	Lap Tm	Diff	Time of Day
(5) Mike BARNBY			
1	1:50.506	+5.592	13:17:00.026
2	1:45.219	+0.305	13:18:45.245
3	1:46.082	+1.168	13:20:31.327
4	1:48.891	+3.977	13:22:20.218
5	1:49.134	+4.220	13:24:09.352
6	1:47.576	+2.662	13:25:56.928
7	1:47.017	+2.103	13:27:43.945
8	1:47.072	+2.158	13:29:31.017
9	1:46.082	+1.168	13:31:17.099
10	1:44.914	-	13:33:02.013
11	1:45.587	+0.673	13:34:47.600
12	1:46.140	+1.226	13:36:33.740
13	1:45.566	+0.652	13:38:19.306
14	1:45.287	+0.373	13:40:04.593
15	1:45.500	+0.586	13:41:50.093

Lap	Lap Tm	Diff	Time of Day
(6) John MONSON			
1	1:55.583	+7.034	13:17:05.419
2	1:51.958	+3.409	13:18:57.377
3	1:51.809	+3.260	13:20:49.186
4	1:53.459	+4.910	13:22:42.645
5	1:52.818	+4.269	13:24:35.463
6	1:50.557	+2.008	13:26:26.020
7	1:51.772	+3.223	13:28:17.792
8	1:49.811	+1.262	13:30:07.603
9	1:50.616	+2.067	13:31:58.219
10	1:49.990	+1.441	13:33:48.209
11	1:48.549	-	13:35:36.758
12	1:49.612	+1.063	13:37:26.370
13	1:48.769	+0.220	13:39:15.139

Lap	Lap Tm	Diff	Time of Day
14	1:49.155	+0.606	13:41:04.294
(25) John COUNSELL			
1	1:59.792	+8.980	13:17:10.052
2	1:56.790	+5.978	13:19:06.842
3	1:57.950	+7.138	13:21:04.792
4	1:58.665	+7.853	13:23:03.457
5	1:55.053	+4.241	13:24:58.510
6	1:55.883	+5.071	13:26:54.393
7	1:55.613	+4.801	13:28:50.006
8	1:53.094	+2.282	13:30:43.100
9	1:52.266	+1.454	13:32:35.366
10	1:51.776	+0.964	13:34:27.142
11	1:53.273	+2.461	13:36:20.415
12	1:50.812	-	13:38:11.227
13	1:51.425	+0.613	13:40:02.652
14	1:54.902	+4.090	13:41:57.554

Lap	Lap Tm	Diff	Time of Day
(90) Daryl TAYLOR			
1	1:59.090	+11.694	13:17:10.382
2	1:53.267	+5.871	13:19:03.649
3	1:54.986	+7.590	13:20:58.635
4	1:51.593	+4.197	13:22:50.228
5	1:49.768	+2.372	13:24:39.996
6	1:47.396	-	13:26:27.392
7	1:49.350	+1.954	13:28:16.742
8	1:48.569	+1.173	13:30:05.311
9	1:50.568	+3.262	13:31:55.699
10	1:50.347	+2.951	13:33:46.316
11	1:49.019	+1.623	13:35:35.335
12	1:58.207	+10.811	13:37:33.542
13	2:06.711	+19.315	13:39:40.253
p14	2:17.302	+29.906	13:41:57.555

Lap	Lap Tm	Diff	Time of Day
(23) Nicholas OVERALL			
1	2:23.693	+28.874	13:17:34.869
2	2:09.248	+14.429	13:19:44.117
3	2:04.303	+9.484	13:21:48.420
4	1:58.885	+4.066	13:23:47.305
5	1:58.820	+4.001	13:25:46.125
6	1:55.766	+0.947	13:27:41.891
7	1:55.490	+0.671	13:29:37.381
8	1:57.296	+2.477	13:31:34.677
9	1:55.212	+0.393	13:33:29.889
10	1:54.819	-	13:35:24.708
11	1:55.808	+0.989	13:37:20.516
12	1:55.978	+1.159	13:39:16.494
p13	1:57.801	+2.982	13:41:14.295

Lap	Lap Tm	Diff	Time of Day
(34) Martin STRETTON			
1	1:47.476	+8.663	13:16:51.075
2	1:40.704	+1.891	13:18:31.779
3	1:40.089	+1.276	13:20:11.868
4	1:39.967	+1.154	13:21:51.835
5	1:40.783	+1.970	13:23:32.618
6	1:38.936	+0.123	13:25:11.554
7	1:38.813	-	13:26:50.367
8	1:39.196	+0.383	13:28:29.563
9	1:39.277	+0.464	13:30:08.840
10	1:43.641	+4.828	13:31:52.481
11	1:40.181	+1.368	13:33:32.662
12	1:42.139	+3.326	13:35:14.801
p13	1:52.316	+13.503	13:37:07.117

Lap	Lap Tm	Diff	Time of Day
(15) Cosimo TURIZIO			
1	1:45.942	+6.171	13:16:54.377

Lap	Lap Tm	Diff	Time of Day
2	1:41.575	+1.804	13:18:35.952
3	1:40.063	+0.292	13:20:16.015
4	1:40.054	+0.283	13:21:56.069
5	1:41.572	+1.801	13:23:37.641
6	1:41.736	+1.965	13:25:19.377
7	1:40.565	+0.794	13:26:59.942
8	1:41.812	+2.041	13:28:41.754
9	1:40.784	+1.013	13:30:22.538
10	1:39.771	-	13:32:02.309
11	1:42.111	+2.340	13:33:44.420

Lap	Lap Tm	Diff	Time of Day
(94) Simon PERKINS			
1	1:54.790	+2.650	13:17:04.570
2	1:52.140	-	13:18:56.710
3	2:02.545	+10.405	13:20:59.255
4	1:57.900	+5.760	13:22:57.155
5	1:53.501	+1.361	13:24:50.656
6	1:52.726	+0.586	13:26:43.382
7	1:56.428	+4.288	13:28:39.810
p8	2:15.603	+23.463	13:30:55.413

Lap	Lap Tm	Diff	Time of Day
(24) James LEDAMUN			
1	1:47.316	-	13:16:56.826
2	2:12.693	+25.377	13:19:09.519
3	2:06.676	+19.360	13:21:16.195
4	1:54.007	+6.691	13:23:10.202
5	1:49.027	+1.711	13:24:59.229
p6	1:57.370	+10.054	13:26:56.599
p7	2:48.855	+1:01.539	13:29:45.454

Lap	Lap Tm	Diff	Time of Day
(9) Richard EVANS			
1	1:46.731	+6.857	13:16:55.167
2	1:39.874	-	13:18:35.041
3	1:40.278	+0.404	13:20:15.319
p4	2:04.536	+24.662	13:22:19.855
p5	11:21.691	+9:41.817	13:33:41.546
p6	5:07.268	+3:27.394	13:38:48.814

Lap	Lap Tm	Diff	Time of Day
(64) Bob SELLIX			
1	1:57.739	+4.094	13:17:08.000
2	1:53.645	-	13:19:01.645
3	1:56.116	+2.471	13:20:57.761

Lap	Lap Tm	Diff	Time of Day
(2) Matthew WATTS			
1	1:49.745	+3.968	13:16:58.786
2	1:45.777	-	13:18:44.563

HSCC Oulton Park Gold Cup

Sorted on Laps

Historic Formula 2

Oulton Park International 2.692 Miles

Race 11

27/08/2007 11:40

Race (20:00 Time)

Pos	No.	Class	Name	Car	Laps	Total Tm	Avg. Speed	Diff	Gap	Best Tm	Best Spd
1	34	A -HF2	Martin STRETTON	March 712	12	19:51.862	97.574	-	-	1:38.021	98.869
2	60	A -HF2	Bob JUGGINS	Lola T240	12	20:01.998	96.751	+10.136	+10.136	1:38.505	98.383
3	5	C -HF2	Mike BARNBY	Modus M7	12	21:04.726	91.952	+1:12.864	-1:02.728	1:43.312	93.805
4	2	B -HF2	Matthew WATTS	Brabham BT29	12	21:07.045	91.784	+1:15.183	+2.319	1:43.969	93.212
5	90	B -HF2	Daryl TAYLOR	March 78B	12	21:40.394	89.430	+1:48.532	+33.349	1:45.441	91.911
6	50	A -HF2	Paul BASON	March 712	11	19:52.557	89.390	1 Lap	1 Lap	1:45.526	91.837
7	94	A -HF2	Simon PERKINS	March 71BM	11	20:10.288	88.081	+17.731	+17.731	1:46.267	91.197
8	25	B -HF2	John COUNSELL	Brabham BT23C	11	20:56.439	84.846	+1:03.882	+46.151	1:50.880	87.403

Not classified (80% = 9 Laps)

DNF	27	C -HF2	Bo WARMENIUS	March 772	11	18:41.732	95.034	-	-	1:40.803	96.140
DNF	6	B -HF2	Frank LYONS	Brabham BT35	10	18:03.849	89.415	-	-	1:46.311	91.159
DNF	24	C -HF2	James LEDAMUN	Ralt RT1	6	10:58.814	88.260	-	-	1:43.299	93.817
DNF	9	C -HF2	Richard EVANS	Chevron B40	4	7:20.879	87.926	-	-	1:38.872	98.018
DNS	64	A -HF2	Bob SELLIX	Brabham BT30	0	-:--	-	-	-	-:--	-
DNS	23	B -HF2	Nicholas OVERALL	Lyncar 001	0	-:--	-	-	-	-:--	-

Margin of Victory	Avg. Speed	Best Lap Tm	Best Spd	Best Lap by
+10.136	97.574	1:38.021	98.869	[34] Martin STRETTON

Printed: 27/08/2007 12:05:25

Licensed to: MST Sports Timing Ltd

Chief Timekeeper

Orbits 3

Clerk of Course

www.amb-it.com

www.mylaps.com

HSCC Oulton Park Gold Cup

Lapchart


Historic Formula 2

Oulton Park International 2.692 Miles

Race 11

27/08/2007 11:40

Race (20:00 Time)



Competitors	Laps												
	0	1	2	3	4	5	6	7	8	9	10	11	12
Martin STRETTON (34)	1	34	34	34	34	34	34	34	34	34	34	34	34
Richard EVANS (9)	2	9	9	9	9	60	60	60	60	60	60	60	60
Matthew WATTS (2)	3	2	60	60	60	27	27	27	27	27	27	27	5
Bob JUGGINS (60)	4	60	27	27	27	2	2	2	5	5	5	5	2
Bo WARMENIUS (27)	5	27	2	2	2	5	5	5	2	2	2	2	90
James LEDAMUN (24)	6	24	5	5	5	94	94	94	94	94	6	6	90
Mike BARNBY (5)	7	5	94	94	94	9	6	6	6	6	90	90	50
Simon PERKINS (94)	8	94	6	6	6	6	90	90	90	90	50	50	94
Frank LYONS (6)	9	6	50	50	50	50	50	24	50	50	94	94	25
John COUNSELL (25)	10	25	90	90	90	90	24	50	25	25	25	25	
Paul BASON (50)	11	50	25	25	24	24	25	25					
Daryl TAYLOR (90)	12	90	24	24	25	25							
-	13												
-	14												

HSCC Oulton Park Gold Cup

Historic Formula 2

Oulton Park International 2.692 Miles

Race 11

27/08/2007 11:40

Race (20:00 Time)

Lap	Lap Tm	Diff	Time of Day
(34) Martin STRETTON			
1	1:44.278	+6.257	11:42:45.579
2	1:39.266	+1.245	11:44:24.845
3	1:38.021	-	11:46:02.866
4	1:39.193	+1.172	11:47:42.059
5	1:38.674	+0.653	11:49:20.733
6	1:38.522	+0.501	11:50:59.255
7	1:38.816	+0.795	11:52:38.071
8	1:40.846	+2.825	11:54:18.917
9	1:38.938	+0.917	11:55:57.855
10	1:38.239	+0.218	11:57:36.094
11	1:38.628	+0.607	11:59:14.722
12	1:38.440	+0.419	12:00:53.162

(60) Bob JUGGINS			
1	1:44.528	+6.023	11:42:47.484
2	1:39.649	+1.144	11:44:27.133
3	1:39.211	+0.706	11:46:06.344
4	1:39.783	+1.278	11:47:46.127
5	1:39.889	+1.384	11:49:26.016
6	1:38.505	-	11:51:04.521
7	1:39.063	+0.558	11:52:43.584
8	1:41.783	+3.278	11:54:25.367
9	1:39.980	+1.475	11:56:05.347
10	1:39.563	+1.058	11:57:44.910
11	1:38.865	+0.360	11:59:23.775
12	1:39.523	+1.018	12:01:03.298

(5) Mike BARNBY			
1	1:48.846	+5.534	11:42:53.176
2	1:46.514	+3.202	11:44:39.690
3	1:45.519	+2.207	11:46:25.209
4	1:45.152	+1.840	11:48:10.361
5	1:45.172	+1.860	11:49:55.533
6	1:45.155	+1.843	11:51:40.688
7	1:43.312	-	11:53:24.000
8	1:43.787	+0.475	11:55:07.787
9	1:43.824	+0.512	11:56:51.611
10	1:43.543	+0.231	11:58:35.154
11	1:43.677	+0.365	12:00:18.831
12	1:47.195	+3.883	12:02:06.026

(2) Matthew WATTS			
1	1:50.094	+6.125	11:42:53.049
2	1:46.304	+2.335	11:44:39.353
3	1:45.486	+1.517	11:46:24.839
4	1:45.417	+1.448	11:48:10.256
5	1:44.956	+0.987	11:49:55.212
6	1:45.326	+1.357	11:51:40.538
7	1:45.330	+1.361	11:53:25.868
8	1:43.969	-	11:55:09.837
9	1:44.218	+0.249	11:56:54.055
10	1:44.705	+0.736	11:58:38.760
11	1:44.600	+0.631	12:00:23.360
12	1:44.985	+1.016	12:02:08.345

(90) Daryl TAYLOR			
1	1:56.100	+10.659	11:43:02.075
2	1:48.710	+3.269	11:44:50.785
3	1:47.099	+1.658	11:46:37.884
4	1:48.100	+2.659	11:48:25.984
5	1:47.292	+1.851	11:50:13.276
6	1:46.722	+1.281	11:51:59.998
7	1:48.179	+2.738	11:53:48.177
8	1:45.441	-	11:55:33.618

9	1:46.021	+0.580	11:57:19.639
10	1:46.645	+1.204	11:59:06.284
11	1:46.440	+0.999	12:00:52.724
12	1:48.970	+3.529	12:02:41.694

(50) Paul BASON			
1	1:53.816	+8.290	11:42:59.407
2	1:49.376	+3.850	11:44:48.783
3	1:48.040	+2.514	11:46:36.823
4	1:48.177	+2.651	11:48:25.000
5	1:49.001	+3.475	11:50:14.001
6	1:48.114	+2.588	11:52:02.115
7	1:46.758	+1.232	11:53:48.873
8	1:46.741	+1.215	11:55:35.614
9	1:45.526	-	11:57:21.140
10	1:45.927	+0.401	11:59:07.067
11	1:46.790	+1.264	12:00:53.857

(94) Simon PERKINS			
1	1:53.050	+6.783	11:42:57.678
2	1:49.745	+3.478	11:44:47.423
3	1:46.970	+0.703	11:46:34.393
4	1:46.267	-	11:48:20.660
5	1:47.801	+1.534	11:50:08.461
6	1:47.669	+1.402	11:51:56.130
7	1:48.041	+1.774	11:53:44.171
8	1:47.813	+1.546	11:55:31.984
9	1:54.857	+8.590	11:57:26.841
10	1:51.644	+5.377	11:59:18.485
11	1:53.103	+6.836	12:01:11.588

(25) John COUNSELL			
1	1:59.135	+8.255	11:43:04.672
2	1:55.516	+4.636	11:45:00.188
3	1:55.321	+4.441	11:46:55.509
4	1:53.494	+2.614	11:48:49.003
5	1:52.190	+1.310	11:50:41.193
6	1:52.456	+1.576	11:52:33.649
7	1:55.142	+4.262	11:54:28.791
8	1:53.282	+2.402	11:56:22.073
9	1:51.600	+0.720	11:58:13.673
10	1:50.880	-	12:00:04.553
11	1:53.186	+2.306	12:01:57.739

(27) Bo WARMENIUS			
1	1:44.955	+4.152	11:42:48.741
2	1:41.363	+0.560	11:44:30.104
3	1:40.803	-	11:46:10.907
4	1:41.346	+0.543	11:47:52.253
5	1:41.564	+0.761	11:49:33.817
6	1:42.524	+1.721	11:51:16.341
7	1:41.181	+0.378	11:52:57.522
8	1:41.324	+0.521	11:54:38.846
9	1:41.338	+0.535	11:56:20.184
10	1:41.339	+0.536	11:58:01.523
11	1:41.509	+0.706	11:59:43.032

(6) Frank LYONS			
1	1:53.105	+6.794	11:42:58.151
2	1:50.088	+3.777	11:44:48.239
3	1:48.072	+1.761	11:46:36.311
4	1:47.873	+1.562	11:48:24.184
5	1:47.897	+1.586	11:50:12.081
6	1:46.311	-	11:51:58.392
7	1:47.010	+0.699	11:53:45.402
8	1:46.887	+0.576	11:55:32.289

9	1:46.512	+0.201	11:57:18.801
10	1:46.348	+0.037	11:59:05.149

(24) James LEDAMUN			
1	2:09.501	+26.202	11:43:13.689
2	1:49.068	+5.769	11:45:02.757
3	1:45.710	+2.411	11:46:48.467
4	1:43.797	+0.498	11:48:32.264
5	1:43.299	-	11:50:15.563
6	1:44.551	+1.252	11:52:00.114

(9) Richard EVANS			
1	1:44.939	+6.067	11:42:46.241
2	1:38.872	-	11:44:25.113
3	1:39.888	+1.016	11:46:05.001
p4	2:17.178	+38.306	11:48:22.179

HSCC Oulton Park Gold Cup**Sorted on Best Lap time**

Historic Formula Junior (race B)

Oulton Park International 2.692 Miles

Qualifying

25/08/2007 13:50

Qualify (15:00 Time)

Pos	No.	Class	Name	Car	Laps	Best Tm	Diff	Best Spd	n Lap	2nd Best
1	36	B -FJB	John MILICEVIC	Lotus 18	5	2:03.113	-	78.718	3	2:04.053
2	4	A2 -FJB	Derek WALKER	Terrier Mk IV	5	2:03.799	+0.686	78.282	3	2:04.799
3	70	C2 -FJB	Bob BIRRELL	Brabham BT6	5	2:04.106	+0.993	78.088	3	2:04.449
4	88	C1 -FJB	Paul DAVIS	Lotus 20	5	2:04.695	+1.582	77.719	4	2:05.032
5	19	A2 -FJB	John TRUSLOVE	Lola MK2	5	2:05.995	+2.882	76.917	4	2:06.379
6	40	B -FJB	Mark WOODHOUSE	Dolphin	5	2:06.074	+2.961	76.869	4	2:06.577
7	97	C1 -FJB	John SYKES	Lotus 20	5	2:06.305	+3.192	76.729	4	2:08.208
8	44	B -FJB	Andrew ROBERTSON	Crossle 4F	5	2:07.107	+3.994	76.244	5	2:07.627
9	73	C2 -FJB	Peter ANSTISS	Lotus 20/22	5	2:08.200	+5.087	75.594	5	2:09.568
10	59	C1 -FJB	David HALL	BMC Huffaker Mk2	5	2:09.630	+6.517	74.760	4	2:09.836
11	41	B -FJB	John HUTCHISON	Lotus 18	5	2:10.928	+7.815	74.019	3	2:10.977
12	65	C2 -FJB	George COOPER	Cooper T59	5	2:11.276	+8.163	73.823	4	2:11.417
13	21	A1 -FJB	Peter MULLEN	OSCA	5	2:11.722	+8.609	73.573	4	2:12.139
14	43	B -FJB	Douglas MARTIN	Elva 200	5	2:12.843	+9.730	72.952	5	2:13.286
15	45	B -FJB	Brian ARCULUS	Emeryson	4	2:13.907	+10.794	72.373	4	2:15.348
16	75	C2 -FJB	Pete MORTON	Lightning FJ	5	2:14.174	+11.061	72.229	4	2:14.937
17	35	B -FJB	Tim BISHOP	Sauter	4	2:14.189	+11.076	72.221	4	2:14.619
18	25	A2 -FJB	Bernard BROCK	Elva 100	4	2:14.251	+11.138	72.187	3	2:17.058
19	37	B -FJB	Anthony MARTINDALE	Essenkay	4	2:14.855	+11.742	71.864	4	2:15.712
20	26	A2 -FJB	Roger DEXTER	Elva 100	4	2:18.922	+15.809	69.760	2	2:19.836
21	20	A2 -FJB	Geoffrey O'NION	Elva 100	4	2:20.402	+17.289	69.025	4	2:20.410
22	18	A2 -FJB	William COLARIC	Elva 100	4	2:21.888	+18.775	68.302	4	2:22.308
23	72	C2 -FJB	David CROWTHER	Lotus 22	4	2:24.442	+21.329	67.094	3	2:25.786
24	24	A1 -FJB	Ian ROBINSON	Autosud	4	2:25.825	+22.712	66.458	3	2:27.264
25	16	A1 -FJB	Gordon WRIGHT	Stanguellini	4	2:27.945	+24.832	65.505	2	2:31.189

Announcements

Car 51 qualified out of session for Race 1

HSCC Oulton Park Gold Cup

Historic Formula Junior (race B)

Oulton Park International 2.692 Miles

Qualifying

25/08/2007 13:50

Qualify (15:00 Time)

Lap	Lap Tm	Diff	Time of Day
(36) John MILICEVIC			
1	2:06.534	+3.421	14:18:34.247
2	2:04.053	+0.940	14:20:38.300
3	2:03.113	-	14:22:41.413
4	2:06.352	+3.239	14:24:47.765
5	2:06.597	+3.484	14:26:54.362
(4) Derek WALKER			
1	2:07.335	+3.536	14:18:39.982
2	2:04.799	+1.000	14:20:44.781
3	2:03.799	-	14:22:48.580
4	2:05.755	+1.956	14:24:54.335
5	2:08.950	+5.151	14:27:03.285
(70) Bob BIRRELL			
1	2:05.956	+1.850	14:18:32.368
2	2:04.449	+0.343	14:20:36.817
3	2:04.106	-	14:22:40.923
4	2:09.577	+5.471	14:24:50.500
5	2:07.281	+3.175	14:26:57.781
(88) Paul DAVIS			
1	2:08.997	+4.302	14:18:27.856
2	2:07.124	+2.429	14:20:34.980
3	2:05.032	+0.337	14:22:40.012
4	2:04.695	-	14:24:44.707
5	2:06.872	+2.177	14:26:51.579
(19) John TRUSLOVE			
1	2:22.458	+16.463	14:19:24.493
2	2:07.813	+1.818	14:21:32.306
3	2:08.316	+2.321	14:23:40.622
4	2:05.995	-	14:25:46.617
5	2:06.379	+0.384	14:27:52.996
(40) Mark WOODHOUSE			
1	2:19.869	+13.795	14:19:20.170
2	2:09.989	+3.915	14:21:30.159
3	2:09.185	+3.111	14:23:39.344
4	2:06.074	-	14:25:45.418
5	2:06.577	+0.503	14:27:51.995
(97) John SYKES			
1	2:13.387	+7.082	14:18:59.210
2	2:09.391	+3.086	14:21:08.601
3	2:08.755	+2.450	14:23:17.356
4	2:06.305	-	14:25:23.661
5	2:08.208	+1.903	14:27:31.869
(44) Andrew ROBERTSON			
1	2:26.945	+19.838	14:19:25.425
2	2:10.069	+2.962	14:21:35.494
3	2:07.627	+0.520	14:23:43.121
4	2:10.219	+3.112	14:25:53.340
5	2:07.107	-	14:28:00.447
(73) Peter ANSTISS			
1	2:15.062	+6.862	14:18:40.655
2	2:11.367	+3.167	14:20:52.022
3	2:10.333	+2.133	14:23:02.355
4	2:09.568	+1.368	14:25:11.923
5	2:08.200	-	14:27:20.123
(59) David HALL			
1	2:13.063	+3.433	14:19:09.932

Lap	Lap Tm	Diff	Time of Day
2	2:11.304	+1.674	14:21:21.236
3	2:09.836	+0.206	14:23:31.072
4	2:09.630	-	14:25:40.702
5	2:10.622	+0.992	14:27:51.324
(41) John HUTCHISON			
1	2:15.966	+5.038	14:18:39.258
2	2:10.977	+0.049	14:20:50.235
3	2:10.928	-	14:23:01.163
4	2:12.688	+1.760	14:25:13.851
5	2:14.169	+3.241	14:27:28.020
(65) George COOPER			
1	2:14.800	+3.524	14:19:02.906
2	2:11.417	+0.141	14:21:14.323
3	2:12.539	+1.263	14:23:26.862
4	2:11.276	-	14:25:38.138
5	2:13.861	+2.585	14:27:51.999
(21) Peter MULLEN			
1	2:14.665	+2.943	14:18:42.590
2	2:13.633	+1.911	14:20:56.223
3	2:12.139	+0.417	14:23:08.362
4	2:11.722	-	14:25:20.084
5	2:12.672	+0.950	14:27:32.756
(43) Douglas MARTIN			
1	2:17.103	+4.260	14:19:13.475
2	2:13.972	+1.129	14:21:27.447
3	2:14.741	+1.898	14:23:42.188
4	2:13.286	+0.443	14:25:55.474
5	2:12.843	-	14:28:08.317
(45) Brian ARCULUS			
1	2:16.095	+2.188	14:19:14.492
2	2:15.348	+1.441	14:21:29.840
3	2:19.356	+5.449	14:23:49.196
4	2:13.907	-	14:26:03.103
(75) Pete MORTON			
1	2:18.513	+4.339	14:18:52.896
2	2:19.722	+5.548	14:21:12.618
3	2:16.595	+2.421	14:23:29.213
4	2:14.174	-	14:25:43.387
5	2:14.937	+0.763	14:27:58.324
(35) Tim BISHOP			
1	2:16.806	+2.617	14:19:36.598
2	2:16.576	+2.387	14:21:53.174
3	2:14.619	+0.430	14:24:07.793
4	2:14.189	-	14:26:21.982
(25) Bernard BROCK			
1	2:17.058	+2.807	14:19:35.510
2	2:23.285	+9.034	14:21:58.795
3	2:14.251	-	14:24:13.046
4	2:28.570	+14.319	14:26:41.616
(37) Anthony MARTINDALE			
1	2:20.698	+5.843	14:19:26.184
2	2:15.712	+0.857	14:21:41.896
3	2:15.833	+0.978	14:23:57.729
4	2:14.855	-	14:26:12.584
(26) Roger DEXTER			
1	2:28.980	+10.058	14:19:51.575

Lap	Lap Tm	Diff	Time of Day
2	2:18.922	-	14:22:10.497
3	2:19.836	+0.914	14:24:30.333
4	2:22.393	+3.471	14:26:52.726
(20) Geoffrey O'NION			
1	2:24.476	+4.074	14:19:29.751
2	2:22.455	+2.053	14:21:52.206
3	2:20.410	+0.008	14:24:12.616
4	2:20.402	-	14:26:33.018
(18) William COLARIC			
1	2:25.887	+3.999	14:19:25.477
2	2:23.970	+2.082	14:21:49.447
3	2:22.308	+0.420	14:24:11.755
4	2:21.888	-	14:26:33.643
(72) David CROWTHER			
1	2:27.590	+3.148	14:19:29.019
2	2:25.786	+1.344	14:21:54.805
3	2:24.442	-	14:24:19.247
4	2:35.814	+11.372	14:26:55.061
(24) Ian ROBINSON			
1	2:27.264	+1.439	14:19:46.666
2	2:28.071	+2.246	14:22:14.737
3	2:25.825	-	14:24:40.562
4	2:28.399	+2.574	14:27:08.961
(16) Gordon WRIGHT			
1	2:31.189	+3.244	14:20:01.540
2	2:27.945	-	14:22:29.485
3	2:33.242	+5.297	14:25:02.727
4	2:31.257	+3.312	14:27:33.984

HSCC Oulton Park Gold Cup

Historic Formula Junior (race B)

Oulton Park International 2.692 Miles

Race 4

26/08/2007 13:55

Race (20:00 Time)

13
12
11
10
9
8
7
6
5
4
3
2
1

[2:27.945] [16] Gordon WRIGHT
<hr/>
25 [2:24.442] [72] David CROWTHER
<hr/>
23 [2:20.402] [20] Geoffrey O'NION
<hr/>
21 [2:14.855] [37] Anthony MARTINDALE
<hr/>
19 [2:14.189] [35] Tim BISHOP
<hr/>
17 [2:13.907] [45] Brian ARCULUS
<hr/>
15 [2:11.722] [21] Peter MULLEN
<hr/>
13 [2:10.928] [41] John HUTCHISON
<hr/>
11 [2:08.200] [73] Peter ANSTISS
<hr/>
9 [2:06.305] [97] John SYKES
<hr/>
7 [2:05.995] [19] John TRUSLOVE
<hr/>
5 [2:04.106] [70] Bob BIRRELL
<hr/>
3 [2:03.113] [36] John MILICEVIC
<hr/>
1

[2:25.825] [24] Ian ROBINSON
<hr/>
24 [2:21.888] [18] William COLARIC
<hr/>
22 [2:18.922] [26] Roger DEXTER
<hr/>
20 [2:14.251] [25] Bernard BROCK
<hr/>
18 [2:14.174] [75] Pete MORTON
<hr/>
16 [2:12.843] [43] Douglas MARTIN
<hr/>
14 [2:11.276] [65] George COOPER
<hr/>
12 [2:09.630] [59] David HALL
<hr/>
10 [2:07.107] [44] Andrew ROBERTSON
<hr/>
8 [2:06.074] [40] Mark WOODHOUSE
<hr/>
6 [2:04.695] [88] Paul DAVIS
<hr/>
4 [2:03.799] [4] Derek WALKER
<hr/>
2

HSCC Oulton Park Gold Cup

Sorted on Laps

Historic Formula Junior (race B)

Oulton Park International 2.692 Miles

Race 4 - Amended

26/08/2007 13:53

Race (20:00 Time)

Pos	No.	Class	Name	Car	Laps	Total Tm	Avg. Speed	Diff	Gap	Best Tm	Best Spd
1	4	A2 -FJB	Derek WALKER	Terrier Mk IV	10	20:42.295	78.010	-	-	2:02.727	78.966
2	36	B -FJB	John MILICEVIC	Lotus 18	10	20:42.296	78.010	+0.001	+0.001	2:02.476	79.127
3	40	B -FJB	Mark WOODHOUSE	Dolphin	10	21:07.948	76.432	+25.653	+25.652	2:05.016	77.520
4	88	C1 -FJB	Paul DAVIS	Lotus 20	10	21:09.405	76.344	+27.110	+1.457	2:05.273	77.361
5	41	B -FJB	John HUTCHISON	Lotus 18	10	21:38.146	74.654	+55.851	+28.741	2:07.757	75.857
6	75	C2 -FJB	Pete MORTON	Lightning FJ	10	21:50.503	73.950	+1:08.208	+12.357	2:06.656	76.516
7	37	B -FJB	Anthony MARTINDALE	Essenkay	10	21:59.543	73.444	+1:17.248	+9.040	2:09.251	74.980
8	65	C2 -FJB	George COOPER	Cooper T59	10	22:12.453	72.732	+1:30.158	+12.910	2:10.659	74.172
9	70	C2 -FJB	Bob BIRRELL	Brabham BT6	10	22:17.720	72.446	+1:35.425	+5.267	2:03.891	78.224
10	59	C1 -FJB	David HALL	BMC Huffaker Mk2	10	22:18.856	72.384	+1:36.561	+1.136	2:10.662	74.170
11	43	B -FJB	Douglas MARTIN	Elva 200	10	22:20.861	72.276	+1:38.566	+2.005	2:11.108	73.918
12	45	B -FJB	Brian ARCULUS	Emeryson	10	22:21.535	72.240	+1:39.240	+0.674	2:10.525	74.248
13	35	B -FJB	Tim BISHOP	Sauter	10	22:24.513	72.080	+1:42.218	+2.978	2:10.787	74.099
14	73	C2 -FJB	Peter ANSTISS	Lotus 20/22	10	22:27.769	71.905	+1:45.474	+3.256	2:10.436	74.299
15	25	A2 -FJB	Bernard BROCK	Elva 100	10	22:50.236	70.727	+2:07.941	+22.467	2:13.123	72.799
16	20	A2 -FJB	Geoffrey O'NION	Elva 100	9	20:45.083	70.052	1 Lap	1 Lap	2:14.902	71.839
17	18	A2 -FJB	William COLARIC	Elva 100	9	21:27.406	67.749	+42.323	+42.323	2:19.740	69.352
18	24	A1 -FJB	Ian ROBINSON	Autosud	9	21:42.155	66.982	+57.072	+14.749	2:22.038	68.230
19	16	A1 -FJB	Gordon WRIGHT	Stanguellini	9	22:28.920	64.660	+1:43.837	+46.765	2:25.212	66.738
20	21	A1 -FJB	Peter MULLEN	OSCA	9	22:32.129	64.506	+1:47.046	+3.209	2:10.225	74.419

Not classified (80% = 8 Laps)

21	26	A2 -FJB	Roger DEXTER	Elva 100	5	21:08.752	38.192	5 Laps	4 Laps	2:19.679	69.382
DNF	97	C1 -FJB	John SYKES	Lotus 20	5	10:59.280	73.498	-	-	2:07.343	76.103
DNF	19	A2 -FJB	John TRUSLOVE	Lola MK2	2	4:48.918	67.086	-	-	2:11.429	73.737
DNF	44	B -FJB	Andrew ROBERTSON	Crossle 4F	1	3:00.431	53.711	-	-	2:55.914	55.091
DNS	72	C2 -FJB	David CROWTHER	Lotus 22	0	----	-	-	-	----	-

Margin of Victory	Avg. Speed	Best Lap Tm	Best Spd	Best Lap by
+0.001	78.010	2:02.476	79.127	[36] John MILICEVIC

Printed: 26/08/2007 15:27:13

Licensed to: MST Sports Timing Ltd

Chief Timekeeper

Orbits 3

Clerk of Course

www.amb-it.com

www.mylaps.com

HSCC Oulton Park Gold Cup

Lapchart


Historic Formula Junior (race B)

Oulton Park International 2.692 Miles

Race 4 - Amended

26/08/2007 13:53

Race (20:00 Time)



Competitors	Laps										
	0	1	2	3	4	5	6	7	8	9	10
John MILICEVIC (36)	1	36	36	36	36	36	36	36	36	4	4
Derek WALKER (4)	2	4	4	4	4	4	4	4	4	36	36
Bob BIRRELL (70)	3	70	88	70	40	40	40	40	40	40	40
Paul DAVIS (88)	4	88	70	88	88	88	88	88	88	88	88
Mark WOODHOUSE (40)	5	40	19	40	97	97	41	41	41	41	41
John TRUSLOVE (19)	6	19	40	97	41	41	70	70	70	75	75
John SYKES (97)	7	97	97	41	70	70	97	37	37	37	37
John HUTCHISON (41)	8	41	41	37	37	37	75	75	75	70	65
Peter ANSTISS (73)	9	73	37	73	73	73	73	73	65	65	70
Andrew ROBERTSON (44)	10	44	73	75	59	59	75	65	65	59	59
David HALL (59)	11	59	75	59	75	75	59	59	59	73	43
Douglas MARTIN (43)	12	43	59	43	65	65	65	43	43	43	73
Pete MORTON (75)	13	75	43	65	43	43	43	35	45	45	35
Brian ARCULUS (45)	14	45	35	45	45	45	45	45	35	35	73
Tim BISHOP (35)	15	35	45	35	35	35	35	25	25	25	25
Anthony MARTINDALE (37)	16	37	25	25	25	25	25	20	20	20	20
Bernard BROCK (25)	17	25	65	20	20	20	20	18	18	18	18
William COLARIC (18)	18	18	20	19	26	18	18	24	24	24	24
Roger DEXTER (26)	19	26	18	18	18	24	24	16	16	16	16
Geoffrey O'NION (20)	20	20	26	26	24	16	16	21	21	21	21
Ian ROBINSON (24)	21	24	24	24	16	26	21				
Gordon WRIGHT (16)	22	16	16	16	21	21	26				
George COOPER (65)	23	65	44	21							
Peter MULLEN (21)	24	21	21								
-	25										

HSCC Oulton Park Gold Cup

Historic Formula Junior (race B)

Oulton Park International 2.692 Miles

Race 4 - Amended

26/08/2007 13:53

Race (20:00 Time)

Lap	Lap Tm	Diff	Time of Day
(4) Derek WALKER			
1	2:11.819	+9.092	13:55:43.489
2	2:04.506	+1.779	13:57:47.995
3	2:03.397	+0.670	13:59:51.392
4	2:03.000	+0.273	14:01:54.392
5	2:03.349	+0.622	14:03:57.741
6	2:03.345	+0.618	14:06:01.086
7	2:02.727	-	14:08:03.813
8	2:03.506	+0.779	14:10:07.319
9	2:03.450	+0.723	14:12:10.769
10	2:03.194	+0.467	14:14:13.963

(36) John MILICEVIC			
1	2:11.022	+8.546	13:55:42.691
2	2:03.584	+1.108	13:57:46.275
3	2:02.770	+0.294	13:59:49.045
4	2:02.476	-	14:01:51.521
5	2:03.154	+0.678	14:03:54.675
6	2:03.330	+0.854	14:05:58.005
7	2:03.690	+1.214	14:08:01.695
8	2:03.251	+0.775	14:10:04.946
9	2:06.049	+3.573	14:12:10.995
10	2:02.969	+0.493	14:14:13.964

(40) Mark WOODHOUSE			
1	2:11.978	+6.962	13:55:46.552
2	2:06.374	+1.358	13:57:52.926
3	2:05.883	+0.867	13:59:58.809
4	2:05.131	+0.115	14:02:03.940
5	2:05.040	+0.024	14:04:08.980
6	2:05.016	-	14:06:13.996
7	2:07.045	+2.029	14:08:21.041
8	2:06.055	+1.039	14:10:27.096
9	2:05.893	+0.877	14:12:32.989
10	2:06.627	+1.611	14:14:39.616

(88) Paul DAVIS			
1	2:11.400	+6.127	13:55:45.185
2	2:07.400	+2.127	13:57:52.585
3	2:07.027	+1.754	13:59:59.612
4	2:05.642	+0.369	14:02:05.254
5	2:05.771	+0.498	14:04:11.025
6	2:06.012	+0.739	14:06:17.037
7	2:07.250	+1.977	14:08:24.287
8	2:05.910	+0.637	14:10:30.197
9	2:05.603	+0.330	14:12:35.800
10	2:05.273	-	14:14:41.073

(41) John HUTCHISON			
1	2:12.866	+5.109	13:55:48.581
2	2:07.757	-	13:57:56.338
3	2:07.839	+0.082	14:00:04.177
4	2:08.818	+1.061	14:02:12.995
5	2:08.230	+0.473	14:04:21.225
6	2:08.688	+0.931	14:06:29.913
7	2:08.519	+0.762	14:08:38.432
8	2:09.687	+1.930	14:10:48.119
9	2:10.318	+2.561	14:12:58.437
10	2:11.377	+3.620	14:15:09.814

(75) Pete MORTON			
1	2:16.574	+9.918	13:55:53.676
2	2:12.736	+6.080	13:58:06.412
3	2:13.364	+6.708	14:00:19.776
4	2:10.971	+4.315	14:02:30.747

5	2:10.412	+3.756	14:04:41.159
6	2:10.144	+3.488	14:06:51.303
7	2:06.656	-	14:08:57.959
8	2:06.959	+0.303	14:11:04.918
9	2:08.959	+2.303	14:13:13.877
10	2:08.294	+1.638	14:15:22.171

(37) Anthony MARTINDALE			
1	2:15.718	+6.467	13:55:53.222
2	2:10.811	+1.560	13:58:04.033
3	2:11.738	+2.487	14:00:15.771
4	2:09.637	+0.386	14:02:25.408
5	2:10.218	+0.967	14:04:35.626
6	2:09.338	+0.087	14:06:44.964
7	2:09.275	+0.024	14:08:54.239
8	2:09.251	-	14:11:03.490
9	2:18.377	+9.126	14:13:21.867
10	2:09.344	+0.093	14:15:31.211

(65) George COOPER			
1	2:16.186	+5.527	13:55:59.686
2	2:12.946	+2.287	13:58:12.632
3	2:11.347	+0.688	14:00:23.979
4	2:11.680	+1.021	14:02:35.659
5	2:11.223	+0.564	14:04:46.882
6	2:10.960	+0.301	14:06:57.842
7	2:11.167	+0.508	14:09:09.009
8	2:10.659	-	14:11:19.668
9	2:11.811	+1.152	14:13:31.479
10	2:12.642	+1.983	14:15:44.121

(70) Bob BIRRELL			
1	2:11.817	+7.926	13:55:45.568
2	2:03.891	-	13:57:49.459
3	2:24.215	+20.324	14:00:13.674
4	2:07.496	+3.605	14:02:21.170
5	2:07.784	+3.893	14:04:28.954
6	2:07.474	+3.583	14:06:36.428
7	2:07.018	+3.127	14:08:43.446
8	2:07.703	+3.812	14:10:51.149
9	2:38.655	+34.764	14:13:29.804
10	2:19.584	+15.693	14:15:49.388

(59) David HALL			
1	2:20.244	+9.582	13:55:56.342
2	2:10.662	-	13:58:07.094
3	2:11.458	+0.796	14:00:18.552
4	2:12.045	+1.383	14:02:30.597
5	2:12.103	+1.441	14:04:42.700
6	2:15.933	+5.271	14:06:58.633
7	2:11.520	+0.858	14:09:10.153
8	2:11.186	+0.524	14:11:21.339
9	2:11.630	+0.968	14:13:32.969
10	2:17.555	+6.893	14:15:50.524

(43) Douglas MARTIN			
1	2:19.601	+8.493	13:55:56.696
2	2:15.581	+4.473	13:58:12.277
3	2:14.394	+3.286	14:00:26.671
4	2:12.485	+1.377	14:02:39.156
5	2:12.439	+1.331	14:04:51.595
6	2:12.100	+0.992	14:07:03.695
7	2:11.108	-	14:09:14.803
8	2:13.030	+1.922	14:11:27.833
9	2:11.557	+0.449	14:13:39.390
10	2:13.139	+2.031	14:15:52.529

(45) Brian ARCULUS			
1	2:20.654	+10.129	13:55:57.957
2	2:14.969	+4.444	13:58:12.926
3	2:16.075	+5.550	14:00:29.001
4	2:10.525	-	14:02:39.526
5	2:13.492	+2.967	14:04:53.018
6	2:12.260	+1.735	14:07:05.278
7	2:11.492	+0.967	14:09:16.770
8	2:11.323	+0.798	14:11:28.093
9	2:11.792	+1.267	14:13:39.885
10	2:13.318	+2.793	14:15:53.203

(35) Tim BISHOP			
1	2:20.403	+9.616	13:55:57.810
2	2:16.031	+5.244	13:58:13.841
3	2:16.129	+5.342	14:00:29.970
4	2:11.621	+0.834	14:02:41.591
5	2:11.542	+0.755	14:04:53.133
6	2:11.907	+1.120	14:07:05.040
7	2:13.933	+3.146	14:09:18.973
8	2:10.787	-	14:11:29.760
9	2:11.605	+0.818	14:13:41.365
10	2:14.816	+4.029	14:15:56.181

(73) Peter ANSTISS			
1	2:17.540	+7.104	13:55:53.340
2	2:12.628	+2.192	13:58:05.968
3	2:12.547	+2.111	14:00:18.515
4	2:11.971	+1.535	14:02:30.486
5	2:10.491	+0.055	14:04:40.977
6	2:10.436	-	14:06:51.413
7	2:14.414	+3.978	14:09:05.827
8	2:17.299	+6.863	14:11:23.126
9	2:16.693	+6.257	14:13:39.819
10	2:19.618	+9.182	14:15:59.437

(25) Bernard BROCK			
1	2:21.037	+7.914	13:55:58.926
2	2:15.364	+2.241	13:58:14.290
3	2:16.361	+3.238	14:00:30.651
4	2:13.152	+0.029	14:02:43.803
5	2:13.123	-	14:04:56.926
6	2:15.312	+2.189	14:07:12.238
7	2:16.303	+3.180	14:09:28.541
8	2:15.628	+2.505	14:11:44.169
9	2:18.870	+5.747	14:14:03.039
10	2:18.865	+5.742	14:16:21.904

(20) Geoffrey O'NION			
1	2:24.266	+9.364	13:56:02.856
2	2:16.780	+1.878	13:58:19.636
3	2:19.267	+4.365	14:00:38.903
4	2:17.719	+2.817	14:02:56.622
5	2:18.075	+3.173	14:05:14.697
6	2:16.279	+1.377	14:07:30.976
7	2:14.902	-	14:09:45.878
8	2:15.719	+0.817	14:12:01.597
9	2:15.154	+0.252	14:14:16.751

(18) William COLARIC			
1	2:26.996	+7.256	13:56:04.959
2	2:21.149	+1.409	13:58:26.108
3	2:21.599	+1.859	14:00:47.707
4	2:20.166	+0.426	14:03:07.873
5	2:19.740	-	14:05:27.613

HSCC Oulton Park Gold Cup

Historic Formula Junior (race B)

Oulton Park International 2.692 Miles

Race 4 - Amended

26/08/2007 13:53

Race (20:00 Time)

Lap	Lap Tm	Diff	Time of Day
6	2:20.507	+0.767	14:07:48.120
7	2:21.125	+1.385	14:10:09.245
8	2:20.083	+0.343	14:12:29.328
p9	2:29.746	+10.006	14:14:59.074

(24) Ian ROBINSON

Lap	Lap Tm	Diff	Time of Day
1	2:29.464	+7.426	13:56:08.300
2	2:22.050	+0.012	13:58:30.350
3	2:22.171	+0.133	14:00:52.521
4	2:22.038	-	14:03:14.559
5	2:23.175	+1.137	14:05:37.734
6	2:22.482	+0.444	14:08:00.216
7	2:23.503	+1.465	14:10:23.719
8	2:23.696	+1.658	14:12:47.415
9	2:26.408	+4.370	14:15:13.823

(16) Gordon WRIGHT

Lap	Lap Tm	Diff	Time of Day
1	2:31.361	+6.149	13:56:10.599
2	2:29.574	+4.362	13:58:40.173
3	2:29.393	+4.181	14:01:09.566
4	2:25.905	+0.693	14:03:35.471
5	2:25.245	+0.033	14:06:00.716
6	2:25.212	-	14:08:25.928
7	2:26.615	+1.403	14:10:52.543
8	2:34.093	+8.881	14:13:26.636
9	2:33.952	+8.740	14:16:00.588

(21) Peter MULLEN

Lap	Lap Tm	Diff	Time of Day
1	4:35.687	+2:25.462	13:58:35.188
2	2:11.813	+1.588	14:00:47.001
3	2:11.737	+1.512	14:02:58.738
4	2:12.144	+1.919	14:05:10.882
5	2:11.747	+1.522	14:07:22.629
6	2:10.225	-	14:09:32.854
7	2:10.256	+0.031	14:11:43.110
8	2:10.341	+0.116	14:13:53.451
9	2:10.346	+0.121	14:16:03.797

(26) Roger DEXTER

Lap	Lap Tm	Diff	Time of Day
1	2:27.054	+7.375	13:56:05.069
2	2:22.252	+2.573	13:58:27.321
3	2:19.679	-	14:00:47.000
p4	2:49.702	+30.023	14:03:36.702
5	11:03.718	+8:44.039	14:14:40.420

(97) John SYKES

Lap	Lap Tm	Diff	Time of Day
1	2:12.157	+4.814	13:55:47.475
2	2:07.343	-	13:57:54.818
3	2:08.307	+0.964	14:00:03.125
4	2:08.071	+0.728	14:02:11.196
p5	2:19.752	+12.409	14:04:30.948

(19) John TRUSLOVE

Lap	Lap Tm	Diff	Time of Day
1	2:11.429	-	13:55:46.197
p2	2:34.389	+22.960	13:58:20.586

(44) Andrew ROBERTSON

Lap	Lap Tm	Diff	Time of Day
p1	2:55.914	-	13:56:32.099

Lap	Lap Tm	Diff	Time of Day
-----	--------	------	-------------

Lap	Lap Tm	Diff	Time of Day
-----	--------	------	-------------

HSCC Oulton Park Gold Cup

Sorted on Best Lap time

Historic Formula Ford

Oulton Park International 2.692 Miles

Qualifying

25/08/2007 14:15

Qualify (12:00 Time)

Pos	No.	Class	Name	Car	Laps	Best Tm	Diff	Best Spd	n Lap	2nd Best
1	1	- HFF	Nelson ROWE	Crossle 20F	5	1:51.666	-	86.787	5	1:51.994
2	95	N - HFF	Michael LYONS	Merlyn Mk11A	5	1:54.081	+2.415	84.950	3	1:54.638
3	57	- HFF	David WILD	Lola T200	5	1:54.092	+2.426	84.942	3	1:54.172
4	2	- HFF	Jason MINSHAW	Merlyn Mk20	4	1:55.142	+3.476	84.167	2	1:56.258
5	11	- HFF	Westie MITCHELL	Merlyn Mk20	5	1:55.340	+3.674	84.023	5	1:55.444
6	77	- HFF	Chris SHARPLES	Palliser WDF1	5	1:55.882	+4.216	83.630	5	1:55.883
7	26	- HFF	Laurie BENNETT	Elfin 600B	5	1:56.413	+4.747	83.248	5	1:56.730
8	86	- HFF	George FOWLER	Macon MR8	5	1:56.782	+5.116	82.985	5	1:58.037
9	12	- HFF	Alex CLASSICK	Merlyn Mk11A	5	1:56.976	+5.310	82.848	3	1:57.195
10	48	- HFF	Crispin SCHLAEFLI	Macon MR8	5	1:57.432	+5.766	82.526	2	1:57.718
11	21	- HFF	Neil BOWMAN	Macon MR7B	4	1:58.788	+7.122	81.584	4	1:58.853
12	66	- HFF	Gregory THORNTON	Titan Mk4	4	1:59.827	+8.161	80.877	3	2:00.610
13	27	- HFF	Dick DIXON	Lotus 61	4	2:00.367	+8.701	80.514	3	2:02.278
14	37	- HFF	John HAYES-HARLOW	Elden Mk8/10	4	2:01.332	+9.666	79.873	3	2:02.037
15	99	N - HFF	Roger ARNOLD	Merlyn Mk20	4	2:01.581	+9.915	79.710	4	2:02.395
16	97	N - HFF	Greg GILBERT	Alexis Mk15	4	2:01.845	+10.179	79.537	4	2:02.370
17	4	- HFF	Adam SYKES	Merlyn Mk11A	4	2:01.877	+10.211	79.516	2	2:03.130
18	96	N - HFF	John HARRISON	Lola T200	4	2:01.987	+10.321	79.445	4	2:03.029
19	75	- HFF	Anthony GODDARD	Merlyn Mk20A	4	2:03.875	+12.209	78.234	3	2:05.872
20	14	- HFF	Roy MACGREGOR	Hawke DL2B	4	2:05.401	+13.735	77.282	4	2:06.413
21	28	- HFF	Michael WALES	Merlyn Mk20	4	2:05.951	+14.285	76.944	3	2:08.341
22	44	- HFF	John BLADON	Merlyn Mk20A	3	2:06.502	+14.836	76.609	2	2:06.736
23	39	- HFF	Michael RICHINGS	Alexis Mk15	3	2:07.879	+16.213	75.784	1	2:17.776
24	56	- HFF	Alan FAIRBROTHER	Merlyn Mk20	2	2:08.788	+17.122	75.249	1	3:22.496
25	17	- HFF	Neil FOWLER	Lola T200	1	2:23.457	+31.791	67.555	1	----
26	49	- HFF	Clive FIDGEON	Lola T200	0	----	-	-	0	----

Announcements

Can car 44 please fit working transponder

Car 49 1 lap only

HSCC Oulton Park Gold Cup

Historic Formula Ford

Oulton Park International 2.692 Miles

Qualifying

25/08/2007 14:15

Qualify (12:00 Time)

Lap	Lap Tm	Diff	Time of Day
(1) Nelson ROWE			
1	1:53.171	+1.505	14:34:56.945
2	1:53.125	+1.459	14:36:50.070
3	1:52.244	+0.578	14:38:42.314
4	1:51.994	+0.328	14:40:34.308
5	1:51.666	-	14:42:25.974
(95) Michael LYONS			
1	1:58.340	+4.259	14:35:21.717
2	1:56.341	+2.260	14:37:18.058
3	1:54.081	-	14:39:12.139
4	1:54.638	+0.557	14:41:06.777
5	1:55.101	+1.020	14:43:01.878
(57) David WILD			
1	1:57.732	+3.640	14:35:20.729
2	1:55.320	+1.228	14:37:16.049
3	1:54.092	-	14:39:10.141
4	1:54.172	+0.080	14:41:04.313
5	1:54.458	+0.366	14:42:58.771
(2) Jason MINSHAW			
1	1:56.916	+1.774	14:35:09.145
2	1:55.142	-	14:37:04.287
3	1:56.258	+1.116	14:39:00.545
p4	2:09.248	+14.106	14:41:09.793
(11) Westie MITCHELL			
1	1:56.479	+1.139	14:35:03.316
2	1:55.463	+0.123	14:36:58.779
3	1:56.490	+1.150	14:38:55.269
4	1:55.444	+0.104	14:40:50.713
5	1:55.340	-	14:42:46.053
(77) Chris SHARPLES			
1	1:57.383	+1.501	14:35:11.692
2	1:57.523	+1.641	14:37:09.215
3	1:55.883	+0.001	14:39:05.098
4	1:55.992	+0.110	14:41:01.090
5	1:55.882	-	14:42:56.972
(26) Laurie BENNETT			
1	1:56.730	+0.317	14:35:05.547
2	1:56.939	+0.526	14:37:02.486
3	1:57.348	+0.935	14:38:59.834
4	1:57.487	+1.074	14:40:57.321
5	1:56.413	-	14:42:53.734
(86) George FOWLER			
1	1:58.560	+1.778	14:35:07.000
2	1:58.590	+1.808	14:37:05.590
3	1:58.167	+1.385	14:39:03.757
4	1:58.037	+1.255	14:41:01.794
5	1:56.782	-	14:42:58.576
(12) Alex CLASSICK			
1	1:59.284	+2.308	14:35:11.248
2	1:58.405	+1.429	14:37:09.653
3	1:56.976	-	14:39:06.629
4	1:57.195	+0.219	14:41:03.824
5	1:58.208	+1.232	14:43:02.032
(48) Crispin SCHLAEFLI			
1	1:57.827	+0.395	14:35:03.777
2	1:57.432	-	14:37:01.209

Lap	Lap Tm	Diff	Time of Day
3	1:59.242	+1.810	14:39:00.451
4	1:59.071	+1.639	14:40:59.522
5	1:57.718	+0.286	14:42:57.240
(21) Neil BOWMAN			
1	1:58.853	+0.065	14:37:18.735
2	2:03.218	+4.430	14:39:21.953
3	2:12.787	+13.999	14:41:34.740
4	1:58.788	-	14:43:33.528
(66) Gregory THORNTON			
1	2:05.097	+5.270	14:36:00.515
2	2:01.957	+2.130	14:38:02.472
3	1:59.827	-	14:40:02.299
4	2:00.610	+0.783	14:42:02.909
(27) Dick DIXON			
1	2:08.363	+7.996	14:35:42.663
2	2:04.080	+3.713	14:37:46.743
3	2:00.367	-	14:39:47.110
4	2:02.278	+1.911	14:41:49.388
(37) John HAYES-HARLOW			
1	2:05.034	+3.702	14:35:44.361
2	2:02.647	+1.315	14:37:47.008
3	2:01.332	-	14:39:48.340
4	2:02.037	+0.705	14:41:50.377
(99) Roger ARNOLD			
1	2:25.880	+24.299	14:36:09.404
2	2:02.395	+0.814	14:38:11.799
3	2:02.519	+0.938	14:40:14.318
4	2:01.581	-	14:42:15.899
(97) Greg GILBERT			
1	2:04.756	+2.911	14:35:46.672
2	2:02.370	+0.525	14:37:49.042
3	2:03.463	+1.618	14:39:52.505
4	2:01.845	-	14:41:54.350
(4) Adam SYKES			
1	2:04.996	+3.119	14:35:52.498
2	2:01.877	-	14:37:54.375
3	2:03.130	+1.253	14:39:57.505
4	2:05.886	+4.009	14:42:03.391
(96) John HARRISON			
1	2:08.493	+6.506	14:35:39.525
2	2:03.776	+1.789	14:37:43.301
3	2:03.029	+1.042	14:39:46.330
4	2:01.987	-	14:41:48.317
(75) Anthony GODDARD			
1	2:11.032	+7.157	14:35:47.131
2	2:06.066	+2.191	14:37:53.197
3	2:03.875	-	14:39:57.072
4	2:05.872	+1.997	14:42:02.944
(14) Roy MACGREGOR			
1	2:22.219	+16.818	14:36:02.054
2	2:07.757	+2.356	14:38:09.811
3	2:06.413	+1.012	14:40:16.224
4	2:05.401	-	14:42:21.625
(28) Michael WALES			
1	2:08.341	+2.390	14:35:28.667

Lap	Lap Tm	Diff	Time of Day
2	2:09.683	+3.732	14:37:38.350
3	2:05.951	-	14:39:44.301
4	2:09.207	+3.256	14:41:53.508
(44) John BLADON			
1	4:17.740	+2:11.238	14:37:53.198
2	2:06.502	-	14:39:59.700
3	2:06.736	+0.234	14:42:06.436
(39) Michael RICHINGS			
1	2:07.879	-	14:35:48.314
p2	2:17.776	+9.897	14:38:06.090
3	3:46.908	+1:39.029	14:41:52.998
(56) Alan FAIRBROTHER			
1	2:08.788	-	14:35:39.654
p2	3:22.496	+1:13.708	14:39:02.150
(17) Neil FOWLER			
p1	2:23.457	-	14:35:45.500

HSCC Oulton Park Gold Cup

Historic Formula Ford

Oulton Park International 2.692 Miles

Race 5

26/08/2007 14:30

Race (20:00 Time)

13
12
11
10
9
8
7
6
5
4
3
2
1

[2:23.457] [17] Neil FOWLER
25 [2:07.879] [39] Michael RICHINGS
23 [2:05.951] [28] Michael WALES
21 [2:03.875] [75] Anthony GODDARD
19 [2:01.877] [4] Adam SYKES
17 [2:01.581] [99] Roger ARNOLD
15 [2:00.367] [27] Dick DIXON
13 [1:58.788] [21] Neil BOWMAN
11 [1:56.976] [12] Alex CLASSICK
9 [1:56.413] [26] Laurie BENNETT
7 [1:55.340] [11] Westie MITCHELL
5 [1:54.092] [57] David WILD
3 [1:51.666] [1] Nelson ROWE
1

[-:--] [49] Clive FIDGEON
26 [2:08.788] [56] Alan FAIRBROTHER
24 [2:06.502] [44] John BLADON
22 [2:05.401] [14] Roy MACGREGOR
20 [2:01.987] [96] John HARRISON
18 [2:01.845] [97] Greg GILBERT
16 [2:01.332] [37] John HAYES-HARLOW
14 [1:59.827] [66] Gregory THORNTON
12 [1:57.432] [48] Crispin SCHLAEFLI
10 [1:56.782] [86] George FOWLER
8 [1:55.882] [77] Chris SHARPLES
6 [1:55.142] [2] Jason MINSHAW
4 [1:54.081] [95] Michael LYONS
2

HSCC Oulton Park Gold Cup

Sorted on Laps

Historic Formula Ford

Oulton Park International 2.692 Miles

Race 5

26/08/2007 14:24

Race (20:00 Time)

Pos	No.	Class	Name	Car	Laps	Total Tm	Avg. Speed	Diff	Gap	Best Tm	Best Spd
1	1	- HFF	Nelson ROWE	Crossle 20F	11	20:50.617	85.240	-	-	1:52.134	86.425
2	17	- HFF	Neil FOWLER	Lola T200	11	21:10.878	83.882	+20.261	+20.261	1:53.344	85.503
3	95	N - HFF	Michael LYONS	Merlyn Mk11A	11	21:11.133	83.865	+20.516	+0.255	1:53.618	85.296
4	57	- HFF	David WILD	Lola T200	11	21:12.865	83.751	+22.248	+1.732	1:53.648	85.274
5	77	- HFF	Chris SHARPLES	Palliser WDF1	11	21:28.503	82.734	+37.886	+15.638	1:54.933	84.320
6	26	- HFF	Laurie BENNETT	Elfin 600B	11	21:37.645	82.151	+47.028	+9.142	1:55.477	83.923
7	21	- HFF	Neil BOWMAN	Macon MR7B	11	21:48.516	81.469	+57.899	+10.871	1:56.614	83.105
8	86	- HFF	George FOWLER	Macon MR8	11	21:50.657	81.336	+1:00.040	+2.141	1:57.446	82.516
9	12	- HFF	Alex CLASSICK	Merlyn Mk11A	11	21:50.729	81.331	+1:00.112	+0.072	1:55.619	83.820
10	48	- HFF	Crispin SCHLAEFLI	Macon MR8	11	21:51.370	81.291	+1:00.753	+0.641	1:56.491	83.193
11	27	- HFF	Dick DIXON	Lotus 61	11	22:20.864	79.503	+1:30.247	+29.494	1:59.471	81.118
12	4	- HFF	Adam SYKES	Merlyn Mk11A	11	22:21.144	79.487	+1:30.527	+0.280	1:58.809	81.570
13	96	N - HFF	John HARRISON	Lola T200	11	22:43.309	78.194	+1:52.692	+22.165	2:01.561	79.723
14	75	- HFF	Anthony GODDARD	Merlyn Mk20A	11	22:44.921	78.102	+1:54.304	+1.612	2:01.937	79.477
15	99	N - HFF	Roger ARNOLD	Merlyn Mk20	11	22:48.089	77.921	+1:57.472	+3.168	2:00.552	80.390
16	31	- HFF	Roy SIERGIEJEV	Merlyn Mk17	10	20:53.130	77.336	1 Lap	1 Lap	2:01.367	79.850
17	28	- HFF	Michael WALES	Merlyn Mk20	10	21:14.120	76.062	+20.990	+20.990	2:04.225	78.013
18	14	- HFF	Roy MACGREGOR	Hawke DL2B	10	21:15.055	76.006	+21.925	+0.935	2:03.801	78.280
19	44	- HFF	John BLADON	Merlyn Mk20A	10	21:28.366	75.221	+35.236	+13.311	2:04.149	78.061

Not classified (80% = 8 Laps)

DNF	66	- HFF	Gregory THORNTON	Titan Mk4	9	18:05.788	80.329	-	-	1:56.978	82.846
DNF	39	- HFF	Michael RICHINGS	Alexis Mk15	8	17:05.817	75.578	-	-	2:04.806	77.650
DNF	11	- HFF	Westie MITCHELL	Merlyn Mk20	7	13:34.435	83.295	-	-	1:53.825	85.141
DNF	56	- HFF	Alan FAIRBROTHER	Merlyn Mk20	5	10:49.790	74.572	-	-	2:03.233	78.641
DNF	2	- HFF	Jason MINSHAW	Merlyn Mk20	4	7:49.117	82.634	-	-	1:53.872	85.106
DNF	97	N - HFF	Greg GILBERT	Alexis Mk15	4	8:16.372	78.096	-	-	2:00.331	80.538
DNF	37	- HFF	John HAYES-HARLOW	Elden Mk8/10	2	4:10.575	77.352	-	-	2:01.477	79.778
DNS	49	- HFF	Clive FIDGEON	Lola T200	0	-	-	-	-	-	-

Margin of Victory	Avg. Speed	Best Lap Tm	Best Spd	Best Lap by
+20.261	85.240	1:52.134	86.425	[1] Nelson ROWE

Printed: 26/08/2007 14:49:02

Licensed to: MST Sports Timing Ltd

Chief Timekeeper

Orbits 3

Clerk of Course

www.amb-it.com

www.mylaps.com

HSCC Oulton Park Gold Cup

Lapchart


Historic Formula Ford

Oulton Park International 2.692 Miles

Race 5

26/08/2007 14:24

Race (20:00 Time)



Competitors	Laps											
	0	1	2	3	4	5	6	7	8	9	10	11
Nelson ROWE (1)	1	1	1	1	1	1	1	1	1	1	1	1
Michael LYONS (95)	2	95	2	2	2	17	17	17	17	17	17	17
Jason MINSHAW (2)	3	2	57	95	57	57	95	95	95	95	95	95
David WILD (57)	4	57	95	57	17	95	57	57	57	57	57	57
Westie MITCHELL (11)	5	11	11	11	95	2	11	11	11	77	77	77
Chris SHARPLES (77)	6	77	77	77	11	11	77	77	77	26	26	26
George FOWLER (86)	7	86	26	17	77	77	26	26	26	86	86	21
Laurie BENNETT (26)	8	26	48	26	26	26	48	48	86	21	21	86
Crispin SCHLAEFLI (48)	9	48	86	48	48	48	86	86	12	12	48	12
Alex CLASSICK (12)	10	12	17	86	86	86	12	12	21	48	12	48
Gregory THORNTON (66)	11	66	12	12	12	12	21	21	48	66	66	27
Neil BOWMAN (21)	12	21	21	21	21	66	66	66	66	27	27	4
Dick DIXON (27)	13	27	66	66	66	21	27	27	27	4	4	96
John HAYES-HARLOW (37)	14	37	37	37	27	27	4	4	4	96	96	75
Greg GILBERT (97)	15	97	27	97	97	97	75	75	75	75	75	99
Roger ARNOLD (99)	16	99	97	27	4	4	96	96	96	99	99	31
Adam SYKES (4)	17	4	44	96	96	96	44	99	99	31	31	28
Roy MACGREGOR (14)	18	14	4	4	75	75	99	44	31	28	28	14
John HARRISON (96)	19	96	96	75	44	56	31	31	44	14	14	44
John BLADON (44)	20	44	75	44	56	44	39	39	39	39	44	
Anthony GODDARD (75)	21	75	14	56	31	99	28	28	28	44		
Neil FOWLER (17)	22	17	56	28	14	31	14	14	14			
Michael RICHINGS (39)	23	39	28	14	99	28	56					
Alan FAIRBROTHER (56)	24	56	31	31	39	39						
Michael WALES (28)	25	28	39	99	28	14						
Roy SIERGIEJEV (31)	26	31	99	39								
-	27											

HSCC Oulton Park Gold Cup

Historic Formula Ford

Oulton Park International 2.692 Miles

Race 5

26/08/2007 14:24

Race (20:00 Time)

Lap	Lap Tm	Diff	Time of Day
(1) Nelson ROWE			
1	1:57.217	+5.083	14:26:30.976
2	1:52.315	+0.181	14:28:23.291
3	1:52.134	-	14:30:15.425
4	1:53.658	+1.524	14:32:09.083
5	1:54.104	+1.970	14:34:03.187
6	1:53.838	+1.704	14:35:57.025
7	1:53.067	+0.933	14:37:50.092
8	1:52.792	+0.658	14:39:42.884
9	1:54.031	+1.897	14:41:36.915
10	1:52.439	+0.305	14:43:29.354
11	1:55.021	+2.887	14:45:24.375

Lap	Lap Tm	Diff	Time of Day
(17) Neil FOWLER			
1	2:00.384	+7.040	14:26:40.033
2	1:53.402	+0.058	14:28:33.435
3	1:53.724	+0.380	14:30:27.159
4	1:54.262	+0.918	14:32:21.421
5	1:56.256	+2.912	14:34:17.677
6	1:54.882	+1.538	14:36:12.559
7	1:54.438	+1.094	14:38:06.997
8	1:53.940	+0.596	14:40:00.937
9	1:53.750	+0.406	14:41:54.687
10	1:53.344	-	14:43:48.031
11	1:56.605	+3.261	14:45:44.636

Lap	Lap Tm	Diff	Time of Day
(95) Michael LYONS			
1	2:02.282	+8.664	14:26:36.041
2	1:55.284	+1.666	14:28:31.325
3	1:55.959	+2.341	14:30:27.284
4	1:55.129	+1.511	14:32:22.413
5	1:55.458	+1.840	14:34:17.871
6	1:55.272	+1.654	14:36:13.143
7	1:54.176	+0.558	14:38:07.319
8	1:53.735	+0.117	14:40:01.054
9	1:53.792	+0.174	14:41:54.846
10	1:53.618	-	14:43:48.464
11	1:56.427	+2.809	14:45:44.891

Lap	Lap Tm	Diff	Time of Day
(57) David WILD			
1	2:00.309	+6.661	14:26:35.696
2	1:55.664	+2.016	14:28:31.360
3	1:55.145	+1.497	14:30:26.505
4	1:55.600	+1.952	14:32:22.105
5	1:56.322	+2.674	14:34:18.427
6	1:55.048	+1.400	14:36:13.475
7	1:54.286	+0.638	14:38:07.761
8	1:53.883	+0.235	14:40:01.644
9	1:53.648	-	14:41:55.292
10	1:55.668	+2.020	14:43:50.960
11	1:55.663	+2.015	14:45:46.623

Lap	Lap Tm	Diff	Time of Day
(77) Chris SHARPLES			
1	2:00.978	+6.045	14:26:37.153
2	1:54.933	-	14:28:32.086
3	1:55.740	+0.807	14:30:27.826
4	1:56.922	+1.989	14:32:24.748
5	1:57.297	+2.364	14:34:22.045
6	1:56.856	+1.923	14:36:18.901
7	1:57.020	+2.087	14:38:15.921
8	1:56.385	+1.452	14:40:12.306
9	1:56.188	+1.255	14:42:08.494
10	1:56.483	+1.550	14:44:04.977
11	1:57.284	+2.351	14:46:02.261

Lap	Lap Tm	Diff	Time of Day
(26) Laurie BENNETT			
1	2:00.734	+5.257	14:26:37.487
2	1:56.561	+1.084	14:28:34.048
3	1:55.477	-	14:30:29.525
4	1:59.029	+3.552	14:32:28.554
5	1:56.860	+1.383	14:34:25.414
6	1:58.569	+3.092	14:36:23.983
7	1:57.211	+1.734	14:38:21.194
8	1:56.877	+1.400	14:40:18.071
9	1:57.014	+1.537	14:42:15.085
10	1:57.649	+2.172	14:44:12.734
11	1:58.669	+3.192	14:46:11.403

Lap	Lap Tm	Diff	Time of Day
(21) Neil BOWMAN			
1	2:04.135	+7.521	14:26:41.771
2	1:58.629	+2.015	14:28:40.400
3	1:57.621	+1.007	14:30:38.021
4	1:59.967	+3.353	14:32:37.988
5	1:58.322	+1.708	14:34:36.310
6	1:57.552	+0.938	14:36:33.862
7	1:56.614	-	14:38:30.476
8	1:58.949	+2.335	14:40:29.425
9	1:58.641	+2.027	14:42:28.066
10	1:56.835	+0.221	14:44:24.901
11	1:57.373	+0.759	14:46:22.274

Lap	Lap Tm	Diff	Time of Day
(86) George FOWLER			
1	2:02.976	+5.530	14:26:39.346
2	1:58.618	+1.172	14:28:37.964
3	1:57.446	-	14:30:35.410
4	1:58.576	+1.130	14:32:33.986
5	1:58.818	+1.372	14:34:32.804
6	1:58.710	+1.264	14:36:31.514
7	1:58.537	+1.091	14:38:30.051
8	1:58.955	+1.509	14:40:29.006
9	1:58.977	+1.531	14:42:27.983
10	1:58.971	+1.525	14:44:26.954
11	1:57.461	+0.015	14:46:24.415

Lap	Lap Tm	Diff	Time of Day
(12) Alex CLASSICK			
1	2:04.461	+8.842	14:26:41.525
2	1:58.477	+2.858	14:28:40.002
3	1:55.619	-	14:30:35.621
4	1:58.900	+3.281	14:32:34.521
5	1:58.397	+2.778	14:34:32.918
6	1:58.929	+3.310	14:36:31.847
7	1:58.338	+2.719	14:38:30.185
8	1:59.358	+3.739	14:40:29.543
9	1:58.633	+3.014	14:42:28.176
10	1:58.894	+3.275	14:44:27.070
11	1:57.417	+1.798	14:46:24.487

Lap	Lap Tm	Diff	Time of Day
(48) Crispin SCHLAEFLI			
1	2:02.394	+5.903	14:26:39.219
2	1:58.044	+1.553	14:28:37.263
3	1:56.491	-	14:30:33.754
4	1:58.105	+1.614	14:32:31.859
5	1:59.086	+2.595	14:34:30.945
6	2:00.327	+3.836	14:36:31.272
7	1:59.564	+3.073	14:38:30.836
8	1:58.947	+2.456	14:40:29.783
9	1:58.331	+1.840	14:42:28.114
10	1:59.261	+2.770	14:44:27.375
11	1:57.753	+1.262	14:46:25.128

Lap	Lap Tm	Diff	Time of Day
(27) Dick DIXON			

Lap	Lap Tm	Diff	Time of Day
1	2:06.298	+6.827	14:26:44.244
2	2:00.762	+1.291	14:28:45.006
3	2:03.268	+3.797	14:30:48.274
4	2:00.993	+1.522	14:32:49.267
5	2:01.673	+2.202	14:34:50.940
6	2:01.898	+2.427	14:36:52.838
7	2:00.443	+0.972	14:38:53.281
8	2:00.605	+1.134	14:40:53.886
9	1:59.471	-	14:42:53.357
10	2:00.848	+1.377	14:44:54.205
11	2:00.417	+0.946	14:46:54.622

Lap	Lap Tm	Diff	Time of Day
(4) Adam SYKES			
1	2:09.610	+10.801	14:26:48.041
2	2:03.448	+4.639	14:28:51.489
3	2:01.344	+2.535	14:30:52.833
4	2:00.068	+1.259	14:32:52.901
5	2:01.137	+2.328	14:34:54.038
6	2:00.844	+2.035	14:36:54.882
7	1:58.809	-	14:38:53.691
8	2:00.517	+1.708	14:40:54.208
9	1:59.604	+0.795	14:42:53.812
10	2:00.661	+1.852	14:44:54.473
11	2:00.429	+1.620	14:46:54.902

Lap	Lap Tm	Diff	Time of Day
(96) John HARRISON			
1	2:09.751	+8.190	14:26:48.608
2	2:02.622	+1.061	14:28:51.230
3	2:04.364	+2.803	14:30:55.594
4	2:02.227	+0.666	14:32:57.821
5	2:04.441	+2.880	14:35:02.262
6	2:03.592	+2.031	14:37:05.854
7	2:01.769	+0.208	14:39:07.623
8	2:02.569	+1.008	14:41:10.192
9	2:01.561	-	14:43:11.753
10	2:02.208	+0.647	14:45:13.961
11	2:03.106	+1.545	14:47:17.067

Lap	Lap Tm	Diff	Time of Day
(75) Anthony GODDARD			
1	2:10.163	+8.226	14:26:49.445
2	2:02.242	+0.305	14:28:51.687
3	2:04.091	+2.154	14:30:55.778
4	2:02.782	+0.845	14:32:58.560
5	2:02.941	+1.004	14:35:01.501
6	2:02.592	+0.655	14:37:04.093
7	2:03.153	+1.216	14:39:07.246
8	2:03.077	+1.140	14:41:10.323
9	2:01.937	-	14:43:12.260
10	2:03.208	+1.271	14:45:15.468
11	2:03.211	+1.274	14:47:18.679

Lap	Lap Tm	Diff	Time of Day
(99) Roger ARNOLD			
1	2:18.478	+17.926	14:26:56.865
2	2:00.762	+0.210	14:28:57.627
3	2:04.572	+4.020	14:31:02.199
4	2:05.030	+4.478	14:33:07.229
5	2:06.018	+5.466	14:35:13.247
6	2:02.927	+2.375	14:37:16.174
7	2:01.498	+0.946	14:39:17.672
8	2:00.552	-	14:41:18.224
9	2:01.207	+0.655	14:43:19.431
10	2:01.391	+0.839	14:45:20.822
11	2:01.025	+0.473	14:47:21.847

Lap	Lap Tm	Diff	Time of Day
(31) Roy SIERGIEJEV			
1	2:11.161	+9.794	14:26:51.245

HSCC Oulton Park Gold Cup

Historic Formula Ford

Oulton Park International 2.692 Miles

Race 5

26/08/2007 14:24

Race (20:00 Time)

Lap	Lap Tm	Diff	Time of Day
2	2:05.461	+4.094	14:28:56.706
3	2:04.438	+3.071	14:31:01.144
4	2:06.249	+4.882	14:33:07.393
5	2:06.956	+5.589	14:35:14.349
6	2:04.413	+3.046	14:37:18.762
7	2:03.252	+1.885	14:39:22.014
8	2:01.403	+0.036	14:41:23.417
9	2:01.367	-	14:43:24.784
10	2:02.104	+0.737	14:45:26.888

(28) Michael WALES

1	2:11.223	+6.998	14:26:51.022
2	2:05.096	+0.871	14:28:56.118
3	2:08.712	+4.487	14:31:04.830
4	2:08.098	+3.873	14:33:12.928
5	2:08.813	+4.588	14:35:21.741
6	2:06.359	+2.134	14:37:28.100
7	2:04.225	-	14:39:32.325
8	2:04.629	+0.404	14:41:36.954
9	2:05.080	+0.855	14:43:42.034
10	2:05.844	+1.619	14:45:47.878

(14) Roy MACGREGOR

1	2:11.280	+7.479	14:26:50.125
2	2:06.281	+2.480	14:28:56.406
3	2:05.700	+1.899	14:31:02.106
4	2:14.646	+10.845	14:33:16.752
5	2:06.418	+2.617	14:35:23.170
6	2:05.249	+1.448	14:37:28.419
7	2:04.427	+0.626	14:39:32.846
8	2:05.994	+2.193	14:41:38.840
9	2:03.801	-	14:43:42.641
10	2:06.172	+2.371	14:45:48.813

(44) John BLADON

1	2:08.869	+4.720	14:26:47.933
2	2:05.012	+0.863	14:28:52.945
3	2:04.149	-	14:30:57.094
4	2:05.219	+1.070	14:33:02.313
5	2:10.703	+6.554	14:35:13.016
6	2:05.361	+1.212	14:37:18.377
7	2:08.593	+4.444	14:39:26.970
8	2:13.587	+9.438	14:41:40.557
9	2:12.765	+8.616	14:43:53.322
10	2:08.802	+4.653	14:46:02.124

(66) Gregory THORNTON

1	2:05.267	+8.289	14:26:42.573
2	1:58.524	+1.546	14:28:41.097
3	1:56.978	-	14:30:38.075
4	1:59.577	+2.599	14:32:37.652
5	2:07.353	+10.375	14:34:45.005
6	1:58.993	+2.015	14:36:43.998
7	1:57.845	+0.867	14:38:41.843
8	1:59.580	+2.602	14:40:41.423
9	1:58.123	+1.145	14:42:39.546

(39) Michael RICHINGS

1	2:12.615	+7.809	14:26:52.339
2	2:05.805	+0.999	14:28:58.144
3	2:06.589	+1.783	14:31:04.733
4	2:08.746	+3.940	14:33:13.479
5	2:08.226	+3.420	14:35:21.705
6	2:04.806	-	14:37:26.511
7	2:05.773	+0.967	14:39:32.284
8	2:07.291	+2.485	14:41:39.575

Lap	Lap Tm	Diff	Time of Day
(11) Westie MITCHELL			
1	2:00.223	+6.398	14:26:36.375
2	1:55.266	+1.441	14:28:31.641
3	1:55.879	+2.054	14:30:27.520
4	1:56.173	+2.348	14:32:23.693
5	1:56.011	+2.186	14:34:19.704
6	1:54.664	+0.839	14:36:14.368
7	1:53.825	-	14:38:08.193

(56) Alan FAIRBROTHER

1	2:10.848	+7.615	14:26:50.605
2	2:03.233	-	14:28:53.838
3	2:03.915	+0.682	14:30:57.753
4	2:04.149	+0.916	14:33:01.902
5	2:21.646	+18.413	14:35:23.548

(2) Jason MINSHAW

1	1:57.141	+3.269	14:26:32.324
2	1:53.872	-	14:28:26.196
3	1:54.559	+0.687	14:30:20.755
p4	2:02.120	+8.248	14:32:22.875

(97) Greg GILBERT

1	2:06.157	+5.826	14:26:44.378
2	2:00.331	-	14:28:44.709
3	2:03.592	+3.261	14:30:48.301
4	2:01.829	+1.498	14:32:50.130

(37) John HAYES-HARLOW

1	2:04.866	+3.389	14:26:42.856
2	2:01.477	-	14:28:44.333

HSCC Oulton Park Gold Cup**Sorted on Best Lap time**

Historic Road Sports

Oulton Park International 2.692 Miles

Qualifying

25/08/2007 14:40

Qualify (12:00 Time)

Pos	No.	Class	Name	Car	Laps	Best Tm	Diff	Best Spd	n Lap	2nd Best
1	1	C - HRS	Dave RANDALL	Ginetta G4	5	2:03.857	-	78.245	2	2:04.226
2	69	C - HRS	Andy SHEPHERD	Lotus Seven S2	5	2:04.134	+0.277	78.070	3	2:05.538
3	46	C - HRS	Paul TOOMS	Lotus Elan S4	5	2:05.227	+1.370	77.389	2	2:06.313
4	54	C - HRS	Martin HALLIDAY	Lotus Seven S3	5	2:06.100	+2.243	76.853	1	2:06.373
5	27	B - HRS	Chris BURBURY	Triumph TR5	5	2:08.149	+4.292	75.624	2	2:08.165
6	32	E - HRS	Josh SADLER	Ginetta G4	5	2:08.350	+4.493	75.506	3	2:08.447
7	90	D - HRS	Keith FELL	MGB	5	2:08.572	+4.715	75.376	4	2:09.623
8	71	E - HRS	Dick COFFEY	Turner Mk1	5	2:10.759	+6.902	74.115	3	2:10.903
9	63	B - HRS	Colin SHARP	Triumph TR4A	5	2:11.043	+7.186	73.954	4	2:11.194
10	72	E - HRS	Jim GATHERCOLE	MG Midget	4	2:11.061	+7.204	73.944	2	2:11.564
11	2	D - HRS	Robert BARRIE	Porsche 911s	5	2:11.313	+7.456	73.802	4	2:11.901
12	25	C - HRS	Jim GRANT	Lotus Elan	5	2:11.724	+7.867	73.572	5	2:13.028
13	45	D - HRS	Matthew NEWMAN	Alfa Romeo GTV	5	2:12.810	+8.953	72.970	3	2:13.596
14	74	A - HRS	Robin BATT	Jaguar E-Type	5	2:14.884	+11.027	71.848	3	2:14.993
15	56	INV - HR	Peter LANFRANCHI	Jaguar E Type	3	2:15.445	+11.588	71.551	2	2:16.172
16	22	F - HRS	John FITZGERALD	Turner Mk2	5	2:16.771	+12.914	70.857	5	2:17.574
17	47	D - HRS	Peter TOGNOLA	Porsche 911	5	2:17.961	+14.104	70.246	5	2:18.373
18	66	B - HRS	Mark HOBLE	Morgan Plus 4	5	2:18.051	+14.194	70.200	5	2:18.424
19	44	B - HRS	David KIRBY	Triumph TR6	5	2:19.730	+15.873	69.357	2	2:19.788
20	97	INV - HR	Bryn GRIFFITHS	Sunbeam Alpine Gt	4	2:22.756	+18.899	67.886	4	2:25.530
21	26	D - HRS	Melvin FLOYD	Fiat 124 Sports Coupe	5	2:22.812	+18.955	67.860	4	2:23.604
22	62	F - HRS	Nick SAVAGE	Alfa Romeo Giulietta SZ	5	2:24.086	+20.229	67.260	5	2:24.988
23	48	C - HRS	Stephen GARRETT	Lotus Seven	4	2:24.131	+20.274	67.239	4	2:24.341
24	30	F - HRS	Tim BURRETT	Lancia Aurelia B20	4	2:26.731	+22.874	66.047	4	2:26.810
25	34	B - HRS	Mark SHEARS	Morgan Puls 4	4	2:28.455	+24.598	65.280	2	2:28.942
26	12	E - HRS	James WISEMAN	Alfa Romeo Giulietta SZ	4	2:29.693	+25.836	64.741	3	2:31.588
27	57	B - HRS	Simon KING	Morgan Plus 4	4	2:30.900	+27.043	64.223	3	2:31.707
28	60	D - HRS	Dickon PARNELL	Triumph GT6 Mk2	4	2:33.847	+29.990	62.992	4	2:37.249
29	95	D - HRS	Stephen CHAPMAN	Sunbeam HARRINGTON	4	2:33.913	+30.056	62.965	1	2:37.297
30	83	F - HRS	Daniel WOOD	JWF Italia	4	2:36.854	+32.997	61.785	3	2:39.043
31	88	B - HRS	Andrew SOMERVILLE	Triumph TR4	4	2:36.900	+33.043	61.767	4	2:38.871
32	41	E - HRS	Daniel JORDAN	Fairthorpe Electron Mino	4	2:38.983	+35.126	60.957	4	2:40.043
33	75	E - HRS	Patricia ARCULUS	Lotus Elite	4	2:39.426	+35.569	60.788	1	2:39.615

Announcements

Can cars 60 and 71 please fit working transponders

HSCC Oulton Park Gold Cup

Historic Road Sports

Oulton Park International 2.692 Miles

Qualifying

25/08/2007 14:40

Qualify (12:00 Time)

Lap	Lap Tm	Diff	Time of Day
(1) Dave RANDALL			
1	2:06.160	+2.303	14:58:48.896
2	2:03.857	-	15:00:52.753
3	2:04.226	+0.369	15:02:56.979
4	2:04.951	+1.094	15:05:01.930
5	2:05.255	+1.398	15:07:07.185

Lap	Lap Tm	Diff	Time of Day
(69) Andy SHEPHERD			
1	2:05.538	+1.404	14:58:21.792
2	2:05.908	+1.774	15:00:27.700
3	2:04.134	-	15:02:31.834
4	2:13.439	+9.305	15:04:45.273
5	2:08.076	+3.942	15:06:53.349

Lap	Lap Tm	Diff	Time of Day
(46) Paul TOOMS			
1	2:06.983	+1.756	14:58:25.161
2	2:05.227	-	15:00:30.388
3	2:06.313	+1.086	15:02:36.701
4	2:19.035	+13.808	15:04:55.736
5	2:10.956	+5.729	15:07:06.692

Lap	Lap Tm	Diff	Time of Day
(54) Martin HALLIDAY			
1	2:06.100	-	14:58:22.891
2	2:06.373	+0.273	15:00:29.264
3	2:06.806	+0.706	15:02:36.070
4	2:18.669	+12.569	15:04:54.739
5	2:08.058	+1.958	15:07:02.797

Lap	Lap Tm	Diff	Time of Day
(27) Chris BURBURY			
1	2:17.460	+9.311	14:59:18.703
2	2:08.149	-	15:01:26.852
3	2:10.952	+2.803	15:03:37.804
4	2:10.513	+2.364	15:05:48.317
5	2:08.165	+0.016	15:07:56.482

Lap	Lap Tm	Diff	Time of Day
(32) Josh SADLER			
1	2:08.746	+0.396	14:58:28.856
2	2:08.447	+0.097	15:00:37.303
3	2:08.350	-	15:02:45.653
4	2:13.263	+4.913	15:04:58.916
5	2:11.133	+2.783	15:07:10.049

Lap	Lap Tm	Diff	Time of Day
(90) Keith FELL			
1	2:11.565	+2.993	14:59:01.307
2	2:12.797	+4.225	15:01:14.104
3	2:10.343	+1.771	15:03:24.447
4	2:08.572	-	15:05:33.019
5	2:09.623	+1.051	15:07:42.642

Lap	Lap Tm	Diff	Time of Day
(71) Dick COFFEY			
1	2:12.861	+2.102	14:58:48.897
2	2:10.903	+0.144	15:00:59.800
3	2:10.759	-	15:03:10.559
4	2:21.054	+10.295	15:05:31.613
5	2:13.629	+2.870	15:07:45.242

Lap	Lap Tm	Diff	Time of Day
(63) Colin SHARP			
1	2:15.551	+4.508	14:58:43.806
2	2:12.120	+1.077	15:00:55.926
3	2:11.194	+0.151	15:03:07.120
4	2:11.043	-	15:05:18.163
5	2:11.519	+0.476	15:07:29.682

Lap	Lap Tm	Diff	Time of Day
(72) Jim GATHERCOLE			
1	2:16.770	+5.709	14:59:14.641

Lap	Lap Tm	Diff	Time of Day
2	2:11.061	-	15:01:25.702
3	2:11.934	+0.873	15:03:37.636
4	2:11.564	+0.503	15:05:49.200

Lap	Lap Tm	Diff	Time of Day
(2) Robert BARRIE			
1	2:18.901	+7.588	14:59:33.478
2	2:13.997	+2.684	15:01:47.475
3	2:11.901	+0.588	15:03:59.376
4	2:11.313	-	15:06:10.689
5	2:17.509	+6.196	15:08:28.198

Lap	Lap Tm	Diff	Time of Day
(25) Jim GRANT			
1	2:22.786	+11.062	14:59:40.147
2	2:17.412	+5.688	15:01:57.559
3	2:14.126	+2.402	15:03:45.772
4	2:13.028	+1.304	15:06:24.713
5	2:11.724	-	15:08:36.437

Lap	Lap Tm	Diff	Time of Day
(45) Matthew NEWMAN			
1	2:21.171	+8.361	14:59:19.366
2	2:13.596	+0.786	15:01:32.962
3	2:12.810	-	15:03:45.772
4	2:13.797	+0.987	15:05:59.569
5	2:30.697	+17.887	15:08:30.266

Lap	Lap Tm	Diff	Time of Day
(74) Robin BATT			
1	2:21.279	+6.395	14:59:18.493
2	2:17.774	+2.890	15:01:36.267
3	2:14.884	-	15:03:51.151
4	2:14.993	+0.109	15:06:06.144
5	2:23.190	+8.306	15:08:29.334

Lap	Lap Tm	Diff	Time of Day
(56) Peter LANFRANCHI			
1	2:19.528	+4.083	14:59:30.694
2	2:15.445	-	15:01:46.139
3	2:16.172	+0.727	15:04:02.311

Lap	Lap Tm	Diff	Time of Day
(22) John FITZGERALD			
1	2:20.024	+3.253	14:58:48.132
2	2:19.082	+2.311	15:01:07.214
3	2:18.575	+1.804	15:03:25.789
4	2:17.574	+0.803	15:05:43.363
5	2:16.771	-	15:08:00.134

Lap	Lap Tm	Diff	Time of Day
(47) Peter TOGNOLA			
1	2:21.353	+3.392	14:59:43.665
2	2:22.922	+4.961	15:02:06.587
3	2:18.852	+0.891	15:04:25.439
4	2:18.373	+0.412	15:06:43.812
5	2:17.961	-	15:09:01.773

Lap	Lap Tm	Diff	Time of Day
(66) Mark HOBLE			
1	2:24.793	+6.742	14:59:42.875
2	2:22.833	+4.782	15:02:05.708
3	2:18.424	+0.373	15:04:24.132
4	2:18.761	+0.710	15:06:42.893
5	2:18.051	-	15:09:00.944

Lap	Lap Tm	Diff	Time of Day
(44) David KIRBY			
1	2:23.482	+3.752	14:59:00.855
2	2:19.730	-	15:01:20.585
3	2:19.788	+0.058	15:03:40.373
4	2:19.893	+0.163	15:06:00.266
5	2:21.021	+1.291	15:08:21.287

Lap	Lap Tm	Diff	Time of Day
(97) Bryn GRIFFITHS			

Lap	Lap Tm	Diff	Time of Day
1	2:33.290	+10.534	15:00:04.030
2	2:30.284	+7.528	15:02:34.314
3	2:25.530	+2.774	15:04:59.844
4	2:22.756	-	15:07:22.600

Lap	Lap Tm	Diff	Time of Day
(26) Melvin FLOYD			
1	2:27.957	+5.145	14:59:29.391
2	2:25.974	+3.162	15:01:55.365
3	2:24.371	+1.559	15:04:19.736
4	2:22.812	-	15:06:42.548
5	2:23.604	+0.792	15:09:06.152

Lap	Lap Tm	Diff	Time of Day
(62) Nick SAVAGE			
1	2:26.049	+1.963	14:59:18.390
2	2:27.313	+3.227	15:01:45.703
3	2:26.033	+1.947	15:04:11.736
4	2:24.988	+0.902	15:06:36.724
5	2:24.086	-	15:09:00.810

Lap	Lap Tm	Diff	Time of Day
(48) Stephen GARRETT			
1	2:34.091	+9.960	14:59:39.967
2	2:31.101	+6.970	15:02:11.068
3	2:24.341	+0.210	15:04:35.409
4	2:24.131	-	15:06:59.540

Lap	Lap Tm	Diff	Time of Day
(30) Tim BURRETT			
1	2:33.848	+7.117	14:59:37.329
2	2:28.157	+1.426	15:02:05.486
3	2:26.810	+0.079	15:04:32.296
4	2:26.731	-	15:06:59.027

Lap	Lap Tm	Diff	Time of Day
(34) Mark SHEARS			
1	2:28.942	+0.487	14:59:58.725
2	2:28.455	-	15:02:27.180
3	2:32.507	+4.052	15:04:59.687
4	2:31.717	+3.262	15:07:31.404

Lap	Lap Tm	Diff	Time of Day
(12) James WISEMAN			
1	2:33.855	+4.162	14:59:28.497
2	2:31.588	+1.895	15:02:00.085
3	2:29.693	-	15:04:29.778
4	2:41.029	+11.336	15:07:10.807

Lap	Lap Tm	Diff	Time of Day
(57) Simon KING			
1	2:36.266	+5.366	15:00:02.762
2	2:31.707	+0.807	15:02:34.469
3	2:30.900	-	15:05:05.369
4	2:34.596	+3.696	15:07:39.965

Lap	Lap Tm	Diff	Time of Day
(60) Dickon PARNELL			
p1	2:46.171	+12.324	14:59:50.817
2	3:49.183	+1:15.336	15:03:40.000
3	2:37.249	+3.402	15:06:17.249
4	2:33.847	-	15:08:51.096

Lap	Lap Tm	Diff	Time of Day
(95) Stephen CHAPMAN			
1	2:33.913	-	15:00:03.279
2	2:38.024	+4.111	15:02:41.303
3	2:39.671	+5.758	15:05:20.974
4	2:37.297	+3.384	15:07:58.271

Lap	Lap Tm	Diff	Time of Day
(83) Daniel WOOD			
1	2:41.896	+5.042	14:59:47.130
2	2:39.071	+2.217	15:02:26.201
3	2:36.854	-	15:05:03.055
4	2:39.043	+2.189	15:07:42.098

HSCC Oulton Park Gold Cup

Historic Road Sports

Oulton Park International 2.692 Miles

Qualifying

25/08/2007 14:40

Qualify (12:00 Time)

Lap	Lap Tm	Diff	Time of Day
<hr/>			
(88) Andrew SOMERVILLE			
1	2:42.618	+5.718	15:00:01.971
2	2:38.871	+1.971	15:02:40.842
3	2:39.616	+2.716	15:05:20.458
4	2:36.900	-	15:07:57.358

<hr/>			
(41) Daniel JORDAN			
1	2:44.517	+5.534	14:59:38.827
2	2:40.043	+1.060	15:02:18.870
3	2:42.581	+3.598	15:05:01.451
4	2:38.983	-	15:07:40.434

<hr/>			
(75) Patricia ARCULUS			
1	2:39.426	-	14:59:39.500
2	2:39.932	+0.506	15:02:19.432
3	2:39.615	+0.189	15:04:59.047
4	2:40.497	+1.071	15:07:39.544

Lap	Lap Tm	Diff	Time of Day
-----	--------	------	-------------

Lap	Lap Tm	Diff	Time of Day
-----	--------	------	-------------

HSCC Oulton Park Gold Cup

Historic Road Sports

Oulton Park International 2.692 Miles

Race 6

26/08/2007 15:05

Race (20:00 Time)

14

[2:30.900]
[57] Simon KING

[2:33.847]
[60] Dickon PARNELL

13

27
[2:28.455]
[34] Mark SHEARS

28
[2:29.693]
[12] James WISEMAN

12

25
[2:24.131]
[48] Stephen GARRETT

26
[2:26.731]
[30] Tim BURRETT

11

23
[2:22.812]
[26] Melvin FLOYD

24
[2:24.086]
[62] Nick SAVAGE

10

21
[2:19.730]
[44] David KIRBY

22
[2:22.756]
[97] Bryn GRIFFITHS

9

19
[2:17.961]
[47] Peter TOGNOLA

20
[2:18.051]
[66] Mark HOBLE

8

17
[2:15.445]
[56] Peter LANFRANCHI

18
[2:16.771]
[22] John FITZGERALD

7

15
[2:12.810]
[45] Matthew NEWMAN

16
[2:14.884]
[74] Robin BATT

6

13
[2:11.313]
[2] Robert BARRIE

14
[2:11.724]
[25] Jim GRANT

5

11
[2:11.043]
[63] Colin SHARP

12
[2:11.061]
[72] Jim GATHERCOLE

4

9
[2:08.572]
[90] Keith FELL

10
[2:10.759]
[71] Dick COFFEY

3

7
[2:08.149]
[27] Chris BURBURY

8
[2:08.350]
[32] Josh SADLER

2

5
[2:05.227]
[46] Paul TOOMS

6
[2:06.100]
[54] Martin HALLIDAY

1

3
[2:03.857]
[1] Dave RANDALL

4
[2:04.134]
[69] Andy SHEPHERD

1

2

HSCC Oulton Park Gold Cup

Historic Road Sports

Oulton Park International 2.692 Miles

Race 6

26/08/2007 15:05

Race (20:00 Time)

17

[2:39.426]

[75] Patricia ARCULUS

33

[2:36.900]

[88] Andrew SOMERVILLE

31

[2:33.913]

[95] Stephen CHAPMAN

29

[2:38.983]

[41] Daniel JORDAN

32

[2:36.854]

[83] Daniel WOOD

30

16

15



HSCC Oulton Park Gold Cup

Sorted on Laps

Historic Road Sports

Oulton Park International 2.692 Miles

Race 6

26/08/2007 15:00

Race (20:00 Time)

Pos	No.	Class	Name	Car	Laps	Total Tm	Avg. Speed	Diff	Gap	Best Tm	Best Spd
1	1	C - HR	Dave RANDALL	Ginetta G4	10	20:45.697	77.797	-	-	2:02.349	79.209
2	69	C - HR	Andy SHEPHERD	Lotus Seven S2	10	20:46.443	77.751	+0.746	+0.746	2:02.569	79.067
3	46	C - HR	Paul TOOMS	Lotus Elan S4	10	21:11.249	76.234	+25.552	+24.806	2:03.989	78.162
4	54	C - HR	Martin HALLIDAY	Lotus Seven S3	10	21:11.966	76.191	+26.269	+0.717	2:04.785	77.663
5	25	C - HR	Jim GRANT	Lotus Elan	10	21:50.307	73.961	+1:04.610	+38.341	2:09.635	74.758
6	27	B - HR	Chris BURBURY	Triumph TR5	10	21:50.574	73.946	+1:04.877	+0.267	2:08.473	75.434
7	2	D - HR	Robert BARRIE	Porsche 911s	10	21:54.572	73.721	+1:08.875	+3.998	2:09.899	74.606
8	63	B - HR	Colin SHARP	Triumph TR4A	10	21:54.860	73.705	+1:09.163	+0.288	2:08.966	75.145
9	71	E - HR	Dick COFFEY	Turner Mk1	10	21:55.415	73.674	+1:09.718	+0.555	2:09.569	74.796
10	32	E - HR	Josh SADLER	Ginetta G4	10	22:10.677	72.829	+1:24.980	+15.262	2:08.276	75.550
11	74	A - HR	Robin BATT	Jaguar E-Type	10	22:34.903	71.527	+1:49.206	+24.226	2:12.773	72.991
12	45	D - HR	Matthew NEWMAN	Alfa Romeo GTV	10	22:40.281	71.244	+1:54.584	+5.378	2:12.227	73.292
13	56	INV - HF	Peter LANFRANCHI	Jaguar E Type	9	20:49.718	69.792	1 Lap	1 Lap	2:14.658	71.969
14	66	B - HR	Mark HOBLE	Morgan Plus 4	9	20:53.588	69.577	+3.870	+3.870	2:17.518	70.472
15	47	D - HR	Peter TOGNOLA	Porsche 911	9	20:58.802	69.289	+9.084	+5.214	2:15.936	71.292
16	22	F - HR	John FITZGERALD	Turner Mk2	9	21:06.001	68.895	+16.283	+7.199	2:17.558	70.452
17	44	B - HR	David KIRBY	Triumph TR6	9	21:11.250	68.610	+21.532	+5.249	2:15.722	71.405
18	97	INV - HF	Bryn GRIFFITHS	Sunbeam Alpine Gt	9	21:26.156	67.815	+36.438	+14.906	2:20.121	69.163
19	26	D - HR	Melvin FLOYD	Fiat 124 Sports Cot	9	21:26.964	67.773	+37.246	+0.808	2:20.166	69.141
20	62	F - HR	Nick SAVAGE	Alfa Romeo Giuliett	9	21:47.283	66.719	+57.565	+20.319	2:22.325	68.092
21	48	C - HR	Stephen GARRETT	Lotus Seven	9	21:58.449	66.154	+1:08.731	+11.166	2:23.003	67.769
22	34	B - HR	Mark SHEARS	Morgan Puls 4	9	21:58.726	66.140	+1:09.008	+0.277	2:23.847	67.372
23	57	D - HR	Simon KING	Morgan Plus 4	9	22:13.049	65.430	+1:23.331	+14.323	2:23.518	67.526
24	95	D - HR	Stephen CHAPMAN	Sunbeam HARRINC	9	22:21.939	64.996	+1:32.221	+8.890	2:25.286	66.704
25	12	F - HR	James WISEMAN	Alfa Romeo Giuliett	9	22:31.786	64.523	+1:42.068	+9.847	2:25.093	66.793
26	75	E - HR	Patricia ARCULUS	Lotus Elite	9	22:58.745	63.261	+2:09.027	+26.959	2:29.836	64.679
27	41	E - HR	Daniel JORDAN	Fairthorpe Electron	9	23:02.399	63.094	+2:12.681	+3.654	2:29.969	64.621
28	60	D - HR	Dickon PARNELL	Triumph GT6 Mk2	8	21:20.286	60.556	2 Laps	1 Lap	2:28.158	65.411
29	88	B - HR	Andrew SOMERVILLE	Triumph TR4	8	21:31.702	60.021	+11.416	+11.416	2:36.810	61.802

Not classified (80% = 8 Laps)

30	90	D - HR	Keith FELL	MGB	7	15:18.017	73.897	3 Laps	1 Lap	2:09.232	74.991
31	30	F - HR	Tim BURRETT	Lancia Aurelia B20	3	7:28.896	64.767	7 Laps	4 Laps	2:24.825	66.917
32	83	F - HR	Daniel WOOD	JWF Italia	1	2:46.167	58.322	9 Laps	2 Laps	2:37.039	61.712
DNS	72	E - HR	Jim GATHERCOLE	MG Midget	0	-:--	-	-	-	-:--	-

Margin of Victory	Avg. Speed	Best Lap Tm	Best Spd	Best Lap by
+0.746	77.797	2:02.349	79.209	[1] Dave RANDALL

Printed: 26/08/2007 15:32:36

Licensed to: MST Sports Timing Ltd

Chief Timekeeper

Orbits 3

Clerk of Course

www.amb-it.com

www.mylaps.com

HSCC Oulton Park Gold Cup

Lapchart

Historic Road Sports

Oulton Park International 2.692 Miles

Race 6

26/08/2007 15:00

Race (20:00 Time)

Competitors	Laps											
	0	1	2	3	4	5	6	7	8	9	10	
Andy SHEPHERD (69)	1	69	69	1	1	1	1	1	1	1	1	1
Dave RANDALL (1)	2	1	54	69	69	69	69	69	69	69	69	69
Martin HALLIDAY (54)	3	54	1	54	54	54	54	46	46	46	46	46
Paul TOOMS (46)	4	46	46	46	46	46	46	54	54	54	54	54
Chris BURBURY (27)	5	27	25	25	25	25	32	32	32	27	25	25
Josh SADLER (32)	6	32	32	32	32	32	25	25	25	25	27	27
Keith FELL (90)	7	90	90	90	90	27	27	27	27	32	2	2
Dick COFFEY (71)	8	71	27	27	27	27	90	90	90	2	2	63
Colin SHARP (63)	9	63	2	2	2	2	2	2	63	63	71	71
Jim GRANT (25)	10	25	71	71	71	63	63	63	63	71	71	32
Robert BARRIE (2)	11	2	63	63	63	71	71	71	71	74	74	74
Robin BATT (74)	12	74	45	45	45	45	74	74	74	45	45	45
Matthew NEWMAN (45)	13	45	74	74	74	74	45	45	45	56	56	56
John FITZGERALD (22)	14	22	66	66	66	66	66	66	56	66	66	66
Peter LANFRANCHI (56)	15	56	22	47	47	47	47	56	66	47	47	47
Mark HOBLE (66)	16	66	47	44	44	22	56	47	47	44	22	22
Peter TOGNOLA (47)	17	47	44	22	22	44	44	44	44	22	44	44
Bryn GRIFFITHS (97)	18	97	97	97	56	56	22	22	22	97	97	97
David KIRBY (44)	19	44	26	26	97	97	97	97	97	26	26	26
Melvin FLOYD (26)	20	26	62	56	26	26	26	26	26	62	62	62
Nick SAVAGE (62)	21	62	30	62	62	62	62	62	62	48	48	48
Stephen GARRETT (48)	22	48	34	30	30	48	48	48	48	34	34	34
Tim BURRETT (30)	23	30	56	34	48	34	34	34	34	57	57	57
James WISEMAN (12)	24	12	48	48	34	95	95	57	57	95	95	95
Mark SHEARS (34)	25	34	57	95	95	57	57	95	95	12	12	12
Simon KING (57)	26	57	95	57	57	12	12	12	12	75	75	75
Stephen CHAPMAN (95)	27	95	12	12	12	75	75	75	75	41	41	41
Dickon PARNELL (60)	28	60	83	75	75	60	41	41	41	60	60	60
Daniel WOOD (83)	29	83	41	60	60	41	88	88	88	88	88	88
Daniel JORDAN (41)	30	41	75	41	41	88	60	60	60	60	60	60
Andrew SOMERVILLE (88)	31	88	60	88	88	88	88	88	88	88	88	88
Patricia ARCULUS (75)	32	75	88	88	88	88	88	88	88	88	88	88
-	33											

HSCC Oulton Park Gold Cup

Historic Road Sports

Oulton Park International 2.692 Miles

Race 6

26/08/2007 15:00

Race (20:00 Time)

Lap	Lap Tm	Diff	Time of Day
(1) Dave RANDALL			
1	<u>2:11.318</u>	+8.969	15:03:02.300
2	2:03.485	+1.136	15:05:05.785
3	2:03.493	+1.144	15:07:09.278
4	<u>2:02.349</u>	-	15:09:11.627
5	2:03.919	+1.570	15:11:15.546
6	2:03.172	+0.823	15:13:18.718
7	2:03.887	+1.538	15:15:22.605
8	2:03.201	+0.852	15:17:25.806
9	2:04.869	+2.520	15:19:30.675
10	2:06.002	+3.653	15:21:36.677

(69) Andy SHEPHERD			
1	<u>2:10.950</u>	+8.381	15:03:01.931
2	2:04.423	+1.854	15:05:06.354
3	2:03.411	+0.842	15:07:09.765
4	2:02.828	+0.259	15:09:12.593
5	2:03.658	+1.089	15:11:16.251
6	2:04.714	+2.145	15:13:20.965
7	<u>2:02.569</u>	-	15:15:23.534
8	2:03.516	+0.947	15:17:27.050
9	2:04.080	+1.511	15:19:31.130
10	2:06.293	+3.724	15:21:37.423

(46) Paul TOOMS			
1	<u>2:10.395</u>	+6.406	15:03:03.959
2	2:06.232	+2.243	15:05:10.191
3	2:04.641	+0.652	15:07:14.832
4	2:03.989	-	15:09:18.821
5	2:04.959	+0.970	15:11:23.780
6	2:08.735	+4.746	15:13:32.515
7	2:06.397	+2.408	15:15:38.912
8	2:07.301	+3.312	15:17:46.213
9	2:08.201	+4.212	15:19:54.414
10	2:07.815	+3.826	15:22:02.229

(54) Martin HALLIDAY			
1	<u>2:09.229</u>	+4.444	15:03:02.125
2	2:05.898	+1.113	15:05:08.023
3	2:05.046	+0.261	15:07:13.069
4	2:04.893	+0.108	15:09:17.962
5	2:04.785	-	15:11:22.747
6	2:08.932	+4.147	15:13:31.679
7	2:07.764	+2.979	15:15:39.443
8	2:07.385	+2.600	15:17:46.828
9	2:07.857	+3.072	15:19:54.685
10	2:08.261	+3.476	15:22:02.946

(25) Jim GRANT			
1	<u>2:12.264</u>	+2.629	15:03:07.440
2	2:10.326	+0.691	15:05:17.766
3	2:10.020	+0.385	15:07:27.786
4	2:09.635	-	15:09:37.421
5	2:10.465	+0.830	15:11:47.886
6	2:10.081	+0.446	15:13:57.967
7	2:10.573	+0.938	15:16:08.540
8	2:10.829	+1.194	15:18:19.369
9	2:10.369	+0.734	15:20:29.738
10	2:11.549	+1.914	15:22:41.287

(27) Chris BURBURY			
1	<u>2:16.544</u>	+8.071	15:03:10.648
2	2:08.473	-	15:05:19.121
3	2:09.895	+1.422	15:07:29.016
4	2:10.092	+1.619	15:09:39.108

5	<u>2:10.275</u>	+1.802	15:11:49.383
6	2:09.012	+0.539	15:13:58.395
7	2:10.566	+2.093	15:16:08.961
8	2:11.230	+2.757	15:18:20.191
9	2:09.545	+1.072	15:20:29.736
10	2:11.818	+3.345	15:22:41.554

(2) Robert BARRIE			
1	<u>2:16.561</u>	+6.662	15:03:11.909
2	2:10.184	+0.285	15:05:22.093
3	2:10.007	+0.108	15:07:32.100
4	2:10.310	+0.411	15:09:42.410
5	2:09.899	-	15:11:52.309
6	2:10.013	+0.114	15:14:02.322
7	2:10.466	+0.567	15:16:12.788
8	2:10.553	+0.654	15:18:23.341
9	2:11.305	+1.406	15:20:34.646
10	2:10.906	+1.007	15:22:45.552

(63) Colin SHARP			
1	<u>2:18.402</u>	+9.436	15:03:13.306
2	2:11.005	+2.039	15:05:24.311
3	2:08.966	-	15:07:33.277
4	2:10.242	+1.276	15:09:43.519
5	2:10.060	+1.094	15:11:53.579
6	2:09.556	+0.590	15:14:03.135
7	2:10.018	+1.052	15:16:13.153
8	2:12.243	+3.277	15:18:25.396
9	2:10.220	+1.254	15:20:35.616
10	2:10.224	+1.258	15:22:45.840

(71) Dick COFFEY			
1	<u>2:17.728</u>	+8.159	15:03:12.012
2	2:10.184	+0.615	15:05:22.196
3	2:10.114	+0.545	15:07:32.310
4	2:11.446	+1.877	15:09:43.756
5	2:09.982	+0.413	15:11:53.738
6	2:09.569	-	15:14:03.307
7	2:10.527	+0.958	15:16:13.834
8	2:11.794	+2.225	15:18:25.628
9	2:10.130	+0.561	15:20:35.758
10	2:10.637	+1.068	15:22:46.395

(32) Josh SADLER			
1	<u>2:13.550</u>	+5.274	15:03:07.672
2	2:10.472	+2.196	15:05:18.144
3	2:09.932	+1.656	15:07:28.076
4	2:09.559	+1.283	15:09:37.635
5	2:10.630	+2.354	15:11:48.265
6	2:09.259	+0.983	15:13:57.524
7	2:08.276	-	15:16:05.800
8	2:10.621	+2.345	15:18:16.421
9	2:13.911	+5.635	15:20:30.332
10	2:31.325	+23.049	15:23:01.657

(74) Robin BATT			
1	<u>2:20.213</u>	+7.440	15:03:15.980
2	2:12.811	+0.038	15:05:28.791
3	2:13.995	+1.222	15:07:42.786
4	2:12.773	-	15:09:55.559
5	2:15.443	+2.670	15:12:11.002
6	2:13.999	+1.226	15:14:25.001
7	2:14.322	+1.549	15:16:39.323
8	2:17.223	+4.450	15:18:56.546
9	2:14.799	+2.026	15:21:11.345
10	2:14.538	+1.765	15:23:25.883

(45) Matthew NEWMAN			
1	<u>2:18.987</u>	+6.760	15:03:15.125
2	2:12.825	+0.598	15:05:27.950
3	2:12.227	-	15:07:40.177
4	2:12.250	+0.023	15:09:52.427
5	2:29.594	+17.367	15:12:22.021
6	2:13.234	+1.007	15:14:35.255
7	2:13.211	+0.984	15:16:48.466
8	2:15.525	+3.298	15:19:03.991
9	2:13.816	+1.589	15:21:17.807
10	2:13.454	+1.227	15:23:31.261

(56) Peter LANFRANCHI			
1	<u>2:34.220</u>	+19.562	15:03:30.651
2	2:18.545	+3.887	15:05:49.196
3	2:16.257	+1.599	15:08:05.453
4	2:15.288	+0.630	15:10:20.741
5	2:16.281	+1.623	15:12:37.022
6	2:15.176	+0.518	15:14:52.198
7	2:14.658	-	15:17:06.856
8	2:17.549	+2.891	15:19:24.405
9	2:16.293	+1.635	15:21:40.698

(66) Mark HOBLE			
1	<u>2:22.533</u>	+5.015	15:03:18.966
2	2:17.737	+0.219	15:05:36.703
3	2:17.658	+0.140	15:07:54.361
4	2:17.647	+0.129	15:10:12.008
5	2:19.617	+2.099	15:12:31.625
6	2:18.643	+1.125	15:14:50.268
7	2:18.530	+1.012	15:17:08.798
8	2:18.252	+0.734	15:19:27.050
9	2:17.518	-	15:21:44.568

(47) Peter TOGNOLA			
1	<u>2:23.378</u>	+7.442	15:03:20.662
2	2:19.004	+3.068	15:05:39.666
3	2:18.646	+2.710	15:07:58.312
4	2:19.649	+3.713	15:10:17.961
5	2:18.781	+2.845	15:12:36.742
6	2:17.823	+1.887	15:14:54.565
7	2:15.936	-	15:17:10.501
8	2:19.537	+3.601	15:19:30.038
9	2:19.744	+3.808	15:21:49.782

(22) John FITZGERALD			
1	<u>2:24.000</u>	+6.442	15:03:20.353
2	2:20.396	+2.838	15:05:40.749
3	2:18.985	+1.427	15:07:59.734
4	2:18.972	+1.414	15:10:18.706
5	2:20.414	+2.856	15:12:39.120
6	2:17.892	+0.334	15:14:57.012
7	2:17.558	-	15:17:14.570
8	2:20.990	+3.432	15:19:35.560
9	2:21.421	+3.863	15:21:56.981

(44) David KIRBY			
1	<u>2:25.084</u>	+9.362	15:03:22.650
2	2:18.046	+2.324	15:05:40.696
3	2:17.965	+2.243	15:07:58.661
4	2:20.384	+4.662	15:10:19.045
5	2:18.012	+2.290	15:12:37.057
6	2:17.968	+2.246	15:14:55.025
7	2:15.722	-	15:17:10.747
8	2:24.340	+8.618	15:19:35.087

HSCC Oulton Park Gold Cup

Historic Road Sports

Oulton Park International 2.692 Miles

Race 6

26/08/2007 15:00

Race (20:00 Time)

Lap	Lap Tm	Diff	Time of Day
p9	2:27.143	+11.421	15:22:02.230

(97) Bryn GRIFFITHS

1	2:26.887	+6.766	15:03:24.224
2	2:22.021	+1.900	15:05:46.245
3	2:24.071	+3.950	15:08:10.316
4	2:22.634	+2.513	15:10:32.950
5	2:20.121	-	15:12:53.071
6	2:20.858	+0.737	15:15:13.929
7	2:20.247	+0.126	15:17:34.176
8	2:20.822	+0.701	15:19:54.998
9	2:22.138	+2.017	15:22:17.136

(26) Melvin FLOYD

1	2:27.575	+7.409	15:03:25.624
2	2:21.873	+1.707	15:05:47.497
3	2:23.501	+3.335	15:08:10.998
4	2:22.023	+1.857	15:10:33.021
5	2:20.795	+0.629	15:12:53.816
6	2:21.124	+0.958	15:15:14.940
7	2:20.166	-	15:17:35.106
8	2:21.270	+1.104	15:19:56.376
9	2:21.568	+1.402	15:22:17.944

(62) Nick SAVAGE

1	2:28.534	+6.209	15:03:26.886
2	2:22.325	-	15:05:49.211
3	2:23.050	+0.725	15:08:12.261
4	2:22.788	+0.463	15:10:35.049
5	2:22.553	+0.228	15:12:57.602
6	2:22.842	+0.517	15:15:20.444
7	2:26.833	+4.508	15:17:47.277
8	2:25.583	+3.258	15:20:12.860
9	2:25.403	+3.078	15:22:38.263

(48) Stephen GARRETT

1	2:34.072	+11.069	15:03:32.425
2	2:23.647	+0.644	15:05:56.072
3	2:24.769	+1.766	15:08:20.841
4	2:25.233	+2.230	15:10:46.074
5	2:23.003	-	15:13:09.077
6	2:25.203	+2.200	15:15:34.280
7	2:26.598	+3.595	15:18:00.878
8	2:23.088	+0.085	15:20:23.966
9	2:25.463	+2.460	15:22:49.429

(34) Mark SHEARS

1	2:30.425	+6.578	15:03:29.645
2	2:25.816	+1.969	15:05:55.461
3	2:25.792	+1.945	15:08:21.253
4	2:25.215	+1.368	15:10:46.468
5	2:23.929	+0.082	15:13:10.397
6	2:24.246	+0.399	15:15:34.643
7	2:26.579	+2.732	15:18:01.222
8	2:23.847	-	15:20:25.069
9	2:24.637	+0.790	15:22:49.706

(57) Simon KING

1	2:34.607	+11.089	15:03:34.122
2	2:28.464	+4.946	15:06:02.586
3	2:27.556	+4.038	15:08:30.142
4	2:27.142	+3.624	15:10:57.284
5	2:26.543	+3.025	15:13:23.827
6	2:24.870	+1.352	15:15:48.697
7	2:25.695	+2.177	15:18:14.392
8	2:26.119	+2.601	15:20:40.511

Lap	Lap Tm	Diff	Time of Day
9	2:23.518	-	15:23:04.029

(95) Stephen CHAPMAN

1	2:34.840	+9.554	15:03:34.762
2	2:25.849	+0.563	15:06:00.611
3	2:27.202	+1.916	15:08:27.813
4	2:27.097	+1.811	15:10:54.910
5	2:27.961	+2.675	15:13:22.871
6	2:27.072	+1.786	15:15:49.943
7	2:25.286	-	15:18:15.229
8	2:29.419	+4.133	15:20:44.648
9	2:28.271	+2.985	15:23:12.919

(12) James WISEMAN

1	2:37.261	+12.168	15:03:36.381
2	2:27.968	+2.875	15:06:04.349
3	2:26.887	+1.794	15:08:31.236
4	2:31.792	+6.699	15:11:03.028
5	2:27.542	+2.449	15:13:30.570
6	2:29.854	+4.761	15:16:00.424
7	2:30.038	+4.945	15:18:30.462
8	2:25.093	-	15:20:55.555
9	2:27.211	+2.118	15:23:22.766

(75) Patricia ARCULUS

1	2:40.333	+10.497	15:03:41.170
2	2:32.891	+3.055	15:06:14.061
3	2:31.277	+1.441	15:08:45.338
4	2:30.082	+0.246	15:11:15.420
5	2:30.519	+0.683	15:13:45.939
6	2:31.921	+2.085	15:16:17.860
7	2:30.740	+0.904	15:18:48.600
8	2:31.289	+1.453	15:21:19.889
9	2:29.836	-	15:23:49.725

(41) Daniel JORDAN

1	2:40.451	+10.482	15:03:40.690
2	2:35.327	+5.358	15:06:16.017
3	2:31.503	+1.534	15:08:47.520
4	2:30.787	+0.818	15:11:18.307
5	2:30.759	+0.790	15:13:49.066
6	2:32.158	+2.189	15:16:21.224
7	2:31.683	+1.714	15:18:52.907
8	2:29.969	-	15:21:22.876
9	2:30.503	+0.534	15:23:53.379

(60) Dickon PARNELL

1	2:42.328	+14.170	15:03:42.393
2	2:32.631	+4.473	15:06:15.024
3	2:30.858	+2.700	15:08:45.882
4	2:29.642	+1.484	15:11:15.524
5	3:17.528	+49.370	15:14:33.052
6	2:35.871	+7.713	15:17:08.923
7	2:34.185	+6.027	15:19:43.108
8	2:28.158	-	15:22:11.266

(88) Andrew SOMERVILLE

1	2:43.871	+7.061	15:03:44.497
2	2:36.810	-	15:06:21.307
3	2:40.855	+4.045	15:09:02.162
4	2:41.150	+4.340	15:11:43.312
5	2:39.922	+3.112	15:14:23.234
6	2:39.579	+2.769	15:17:02.813
7	2:40.113	+3.303	15:19:42.926
8	2:39.756	+2.946	15:22:22.682

Lap	Lap Tm	Diff	Time of Day
(90) Keith FELL			
1	2:15.170	+5.938	15:03:09.453
2	2:09.570	+0.338	15:05:19.023
3	2:09.720	+0.488	15:07:28.743
4	2:10.129	+0.897	15:09:38.872
5	2:10.974	+1.742	15:11:49.846
6	2:09.232	-	15:13:59.078
7	2:09.919	+0.687	15:16:08.997

(30) Tim BURRETT

1	2:30.026	+5.201	15:03:28.822
2	2:26.229	+1.404	15:05:55.051
3	2:24.825	-	15:08:19.876

(83) Daniel WOOD

1	2:37.039	-	15:03:37.147
---	-----------------	---	--------------

HSCC Oulton Park Gold Cup**Sorted on Best Lap time****Derek Bell Trophy****Oulton Park International 2.692 Miles****Qualifying****25/08/2007 15:05****Qualify (15:00 Time)**

Pos	No.	Class	Name	Car	Laps	Best Tm	Diff	Best Spd	n Lap	2nd Best
1	31	C2 -DBT	Jeremy SMITH	March 782-10	7	1:39.378	-	97.519	4	1:39.810
2	9	C2 -DBT	Richard EVANS	Chevron B40	2	1:39.864	+0.486	97.044	1	1:57.328
3	64	B2 -DBT	Frank LYONS	Lola T400	6	1:42.755	+3.377	94.314	6	1:44.855
4	30	B1 -DBT	Neil GLOVER	Lola T330/332	6	1:43.315	+3.937	93.802	1	1:43.610
5	5	C2 -DBT	Mike BARNBY	Modus M7	7	1:45.222	+5.844	92.102	6	1:45.972
6	1	B2 -DBT	Mark DWYER	Lola T400	4	1:45.673	+6.295	91.709	1	1:47.454
7	63	D3 -DBT	Paul SMITH	Ralt RT1	6	1:48.683	+9.305	89.169	2	1:49.060
8	8	F -DBT	Terry FISHER	Toleman TG280	6	1:48.906	+9.528	88.987	2	1:53.002
9	6	D1 -DBT	John MONSON	Brabham BT35	6	1:50.164	+10.786	87.971	5	1:51.170
10	57	C1 -DBT	David WILD	March 712	4	1:51.240	+11.862	87.120	1	2:12.355
11	71	D1 -DBT	Neil BOWMAN	Merlyn Mk21	6	1:51.827	+12.449	86.662	4	1:52.853
12	93	B -DBT	Keith NORRIS	Chevron B49	6	1:51.912	+12.534	86.597	6	1:52.392
13	19	C2 -DBT	John HOLMES	March 772P	2	1:52.213	+12.835	86.364	1	2:13.736
14	61	B1 -DBT	Bruce FULLERTON	Lola T300	6	1:52.341	+12.963	86.266	6	1:53.155
15	69	D1 -DBT	Gregory THORNTON	Titan Mk10	6	1:54.086	+14.708	84.946	5	1:54.731
16	65	E -DBT	Peter DENHAM	Reynard SF78	6	1:57.776	+18.398	82.285	6	1:58.037
17	78	E -DBT	Wil ARIF	Reynard SF78	6	1:57.789	+18.411	82.276	4	1:58.298
18	90	D2 -DBT	Daryl TAYLOR	March 78B	4	1:59.433	+20.055	81.143	1	2:39.726
19	24	E -DBT	Alan GAPE	Royale RP27	3	2:17.206	+37.828	70.632	1	2:58.711
20	74	B2 -DBT	Judy LYONS	Gurney Eagle	4	2:23.087	+43.709	67.729	2	2:24.950
21	44	B2 -DBT	Anthony TAYLOR	Chevron B24	3	2:23.907	+44.529	67.343	1	2:29.094

Announcements

Can cars 9 and 65 please fit working transponders

Car 11 qualified out of session for Race 5

HSCC Oulton Park Gold Cup

Derek Bell Trophy

Oulton Park International 2.692 Miles

Qualifying

25/08/2007 15:05

Qualify (15:00 Time)

Lap	Lap Tm	Diff	Time of Day
(31) Jeremy SMITH			
1	1:40.545	+1.167	15:20:02.046
2	1:43.641	+4.263	15:21:45.687
3	1:39.810	+0.432	15:23:25.497
4	1:39.378	-	15:25:04.875
5	1:54.403	+15.025	15:26:59.278
6	1:50.444	+11.066	15:28:49.722
7	1:48.147	+8.769	15:30:37.869

(9) Richard EVANS			
1	1:39.864	-	15:19:49.742
p2	1:57.328	+17.464	15:21:47.070

(64) Frank LYONS			
1	1:51.540	+8.785	15:20:41.512
2	1:44.855	+2.100	15:22:26.367
3	1:47.280	+4.525	15:24:13.647
4	1:46.833	+4.078	15:26:00.480
5	1:45.380	+2.625	15:27:45.860
6	1:42.755	-	15:29:28.615

(30) Neil GLOVER			
1	1:43.315	-	15:21:11.063
2	1:43.610	+0.295	15:22:54.673
3	1:45.142	+1.827	15:24:39.815
4	1:44.023	+0.708	15:26:23.838
5	1:47.234	+3.919	15:28:11.072
6	1:44.424	+1.109	15:29:55.496

(5) Mike BARNBY			
1	1:49.638	+4.416	15:20:21.117
2	1:46.515	+1.293	15:22:07.632
3	1:47.708	+2.486	15:23:55.340
4	1:45.972	+0.750	15:25:41.312
5	1:47.671	+2.449	15:27:28.983
6	1:45.222	-	15:29:14.205
7	1:46.358	+1.136	15:31:00.563

(1) Mark DWYER			
1	1:45.673	-	15:20:24.587
2	1:47.454	+1.781	15:22:12.041
p3	1:53.791	+8.118	15:24:05.832
p4	4:30.290	+2:44.617	15:28:36.122

(63) Paul SMITH			
1	1:56.077	+7.394	15:20:42.116
2	1:48.683	-	15:22:30.799
3	1:50.865	+2.182	15:24:21.664
4	1:50.986	+2.303	15:26:12.650
5	1:52.490	+3.807	15:28:05.140
6	1:49.060	+0.377	15:29:54.200

(8) Terry FISHER			
1	1:53.410	+4.504	15:20:34.564
2	1:48.906	-	15:22:23.470
3	1:53.002	+4.096	15:24:16.472
4	1:53.120	+4.214	15:26:09.592
5	1:56.099	+7.193	15:28:05.691
6	1:55.190	+6.284	15:30:00.881

(6) John MONSON			
1	1:51.661	+1.497	15:20:54.344
2	1:53.875	+3.711	15:22:48.219
3	1:51.170	+1.006	15:24:39.389
4	1:51.590	+1.426	15:26:30.979

Lap	Lap Tm	Diff	Time of Day
5	1:50.164	-	15:28:21.143
6	1:51.494	+1.330	15:30:12.637

(57) David WILD			
1	1:51.240	-	15:20:20.078
p2	2:12.355	+21.115	15:22:32.433
p3	4:00.683	+2:09.443	15:26:33.116
4	3:53.521	+2:02.281	15:30:26.637

(71) Neil BOWMAN			
1	1:55.927	+4.100	15:20:21.179
2	1:53.462	+1.635	15:22:14.641
3	1:52.853	+1.026	15:24:07.494
4	1:51.827	-	15:25:59.321
5	1:52.864	+1.037	15:27:52.185
6	2:33.337	+41.510	15:30:25.522

(93) Keith NORRIS			
1	2:02.076	+10.164	15:21:11.197
2	2:03.258	+11.346	15:23:14.455
3	1:53.332	+1.420	15:25:07.787
4	1:55.687	+3.775	15:27:03.474
5	1:52.392	+0.480	15:28:55.866
6	1:51.912	-	15:30:47.778

(19) John HOLMES			
1	1:52.213	-	15:20:42.551
p2	2:13.736	+21.523	15:22:56.287

(61) Bruce FULLERTON			
1	1:59.004	+6.663	15:20:42.447
2	1:54.689	+2.348	15:22:37.136
3	1:53.417	+1.076	15:24:30.553
4	1:53.155	+0.814	15:26:23.708
5	1:54.640	+2.299	15:28:18.348
6	1:52.341	-	15:30:10.689

(69) Gregory THORNTON			
1	1:58.185	+4.099	15:20:48.345
2	1:58.478	+4.392	15:22:46.823
3	1:57.853	+3.767	15:24:44.676
4	1:55.425	+1.339	15:26:40.101
5	1:54.086	-	15:28:34.187
6	1:54.731	+0.645	15:30:28.918

(65) Peter DENHAM			
1	2:05.946	+8.170	15:20:44.970
2	2:03.048	+5.272	15:22:48.018
3	1:59.968	+2.192	15:24:47.986
4	1:58.037	+0.261	15:26:46.023
5	1:58.385	+0.609	15:28:44.408
6	1:57.776	-	15:30:42.184

(78) Wil ARIF			
1	2:01.201	+3.412	15:20:24.878
2	1:58.298	+0.509	15:22:23.176
3	1:59.683	+1.894	15:24:22.859
4	1:57.789	-	15:26:20.648
5	2:00.072	+2.283	15:28:20.720
6	1:58.523	+0.734	15:30:19.243

(90) Daryl TAYLOR			
1	1:59.433	-	15:20:42.701
2	2:53.432	+53.999	15:23:36.133
3	2:39.726	+40.293	15:26:15.859
4	3:02.006	+1:02.573	15:29:17.865

(24) Alan GAPE			
1	2:17.206	-	15:20:42.271
p2	2:58.711	+41.505	15:23:40.982
p3	4:40.982	+2:23.776	15:28:21.964

(74) Judy LYONS			
1	2:24.950	+1.863	15:21:50.754
2	2:23.087	-	15:24:13.841
3	2:28.123	+5.036	15:26:41.964
4	2:26.403	+3.316	15:29:08.367

(44) Anthony TAYLOR			
1	2:23.907	-	15:24:31.649
p2	2:29.094	+5.187	15:27:00.743
3	3:14.268	+50.361	15:30:15.011

HSCC Oulton Park Gold Cup

Derek Bell Trophy

Oulton Park International 2.692 Miles

Race 7

26/08/2007 15:40

Race (25:00 Time)

10
9
8
7
6
5
4
3
2
1

[2:23.087] [74] Judy LYONS
19 [1:59.433] [90] Daryl TAYLOR
17 [1:57.776] [65] Peter DENHAM
15 [1:52.341] [61] Bruce FULLERTON
13 [1:51.912] [93] Keith NORRIS
11 [1:51.240] [57] David WILD
9 [1:48.906] [8] Terry FISHER
7 [1:45.673] [1] Mark DWYER
5 [1:43.315] [30] Neil GLOVER
3 [1:39.864] [9] Richard EVANS
1

[2:23.907] [44] Anthony TAYLOR
20 [2:17.206] [24] Alan GAPE
18 [1:57.789] [78] Wil ARIF
16 [1:54.086] [69] Gregory THORNTON
14 [1:52.213] [19] John HOLMES
12 [1:51.827] [71] Neil BOWMAN
10 [1:50.164] [6] John MONSON
8 [1:48.683] [63] Paul SMITH
6 [1:45.222] [5] Mike BARNBY
4 [1:42.755] [64] Frank LYONS
2

HSCC Oulton Park Gold Cup

Sorted on Laps

Derek Bell Trophy

Oulton Park International 2.692 Miles

Race 7

26/08/2007 15:40

Race (25:00 Time)

Pos	No.	Class	Name	Car	Laps	Total Tm	Avg. Speed	Diff	Gap	Best Tm	Best Spd
1	1	B2 -DBT	Mark DWYER	Lola T400	15	25:40.244	94.380	-	-	1:40.667	96.270
2	30	B1 -DBT	Neil GLOVER	Lola T330/332	15	26:29.942	91.430	+49.698	+49.698	1:42.591	94.464
3	19	C2 -DBT	John HOLMES	March 772P	15	26:34.014	91.196	+53.770	+4.072	1:43.550	93.590
4	64	B2 -DBT	Frank LYONS	Lola T400	15	27:02.015	89.622	+1:21.771	+28.001	1:42.350	94.687
5	57	C1 -DBT	David WILD	March 712	15	27:02.288	89.607	+1:22.044	+0.273	1:45.324	92.013
6	63	D3 -DBT	Paul SMITH	Ralt RT1	15	27:02.987	89.568	+1:22.743	+0.699	1:46.147	91.300
7	69	D1 -DBT	Gregory THORNTON	Titan Mk10	14	26:25.783	85.558	1 Lap	1 Lap	1:50.037	88.072
8	61	B1 -DBT	Bruce FULLERTON	Lola T300	14	26:26.801	85.503	+1.018	+1.018	1:50.102	88.020
9	93	D2 -DBT	Keith NORRIS	Chevron B49	14	26:26.992	85.493	+1.209	+0.191	1:50.133	87.995
10	65	E -DBT	Peter DENHAM	Reynard SF78	14	27:00.827	83.708	+35.044	+33.835	1:53.317	85.523
11	78	E -DBT	Wil ARIF	Reynard SF78	14	27:01.693	83.664	+35.910	+0.866	1:53.444	85.427
12	24	E -DBT	Alan GAPE	Royale RP27	13	27:39.080	75.937	2 Laps	1 Lap	2:01.532	79.742
13	74	B2 -DBT	Judy LYONS	Gurney Eagle	12	27:35.638	70.241	3 Laps	1 Lap	2:10.884	74.044

Not classified (80% = 12 Laps)

DNF	8	F -DBT	Terry FISHER	Toleman TG280	12	20:49.923	93.041	-	-	1:42.124	94.896
DNF	71	D1 -DBT	Neil BOWMAN	Merlyn Mk21	11	20:35.839	86.260	-	-	1:49.543	88.469
DNF	5	C2 -DBT	Mike BARNBY	Modus M7	10	18:36.036	86.836	-	-	1:44.551	92.694
DNF	44	B2 -DBT	Anthony TAYLOR	Chevron B24	6	12:17.067	78.890	-	-	1:58.592	81.719
DNF	90	D2 -DBT	Daryl TAYLOR	March 78B	5	10:42.566	75.410	-	-	1:54.225	84.843
DNF	6	D1 -DBT	John MONSON	Brabham BT35	2	4:34.713	70.555	-	-	1:54.436	84.687
DNS	9	C2 -DBT	Richard EVANS	Chevron B40	0	-:----	-	-	-	-:----	-
DNS	23	D1 -DBT	Chris ALFORD	Lyncar 001	0	-:----	-	-	-	-:----	-

Margin of Victory	Avg. Speed	Best Lap Tm	Best Spd	Best Lap by
+49.698	94.380	1:40.667	96.270	[1] Mark DWYER

Printed: 26/08/2007 16:12:17

Licensed to: MST Sports Timing Ltd

Chief Timekeeper

Orbits 3

Clerk of Course

www.amb-it.com

www.mylaps.com

HSCC Oulton Park Gold Cup

Lapchart


Derek Bell Trophy

Oulton Park International 2.692 Miles

Race 7

26/08/2007 15:40

Race (25:00 Time)



Competitors	Laps															
	0	1	2	3	4	5	6	7	8	9	10	11	12	13	14	15
Frank LYONS (64)	1	64	64	64	64	64	1	1	1	1	1	1	1	1	1	1
Neil GLOVER (30)	2	30	1	30	30	1	64	30	30	30	30	30	8	30	30	30
Mike BARNBY (5)	3	5	30	5	1	30	30	8	8	8	8	8	30	19	19	19
Mark DWYER (1)	4	1	5	8	8	8	8	64	64	19	19	19	19	64	64	64
Paul SMITH (63)	5	63	8	1	5	5	5	19	19	64	64	64	64	63	63	57
Terry FISHER (8)	6	8	63	63	63	63	19	5	5	63	63	57	57	57	57	63
John MONSON (6)	7	6	57	19	19	19	63	63	63	5	57	63	63	69	69	
David WILD (57)	8	57	6	57	57	57	57	57	57	5	5	71	93	93	61	
Neil BOWMAN (71)	9	71	19	71	71	71	71	71	71	71	71	93	69	61	93	
John HOLMES (19)	10	19	71	61	61	93	93	93	93	93	93	69	61	65	65	
Keith NORRIS (93)	11	93	69	69	93	61	69	69	69	69	69	61	65	78	78	
Bruce FULLERTON (61)	12	61	61	93	69	69	61	61	61	61	61	65	78	24		
Gregory THORNTON (69)	13	69	93	78	90	90	65	65	65	65	65	65	78	24		
Peter DENHAM (65)	14	65	78	65	65	65	78	78	78	78	78	78	24	74		
Wii ARIF (78)	15	78	65	90	78	78	44	44	24	24	24	24	74			
Daryl TAYLOR (90)	16	90	90	44	44	44	24	24	74	74	74	74				
Alan GAPE (24)	17	24	44	24	24	24	90	74								
Anthony TAYLOR (44)	18	44	24	6	74	74	74									
Judy LYONS (74)	19	74	74	74												
-	20															
-	21															

HSCC Oulton Park Gold Cup

Derek Bell Trophy

Oulton Park International 2.692 Miles

Race 7

26/08/2007 15:40

Race (25:00 Time)

Lap	Lap Tm	Diff	Time of Day
(1) Mark DWYER			
1	1:44.749	+4.082	15:42:14.079
2	1:47.258	+6.591	15:44:01.337
3	1:41.191	+0.524	15:45:42.528
4	1:41.546	+0.879	15:47:24.074
5	1:40.958	+0.291	15:49:05.032
6	1:41.049	+0.382	15:50:46.081
7	1:42.855	+2.188	15:52:28.936
8	1:42.954	+2.287	15:54:11.890
9	1:43.468	+2.801	15:55:55.358
10	1:41.168	+0.501	15:57:36.526
11	1:41.908	+1.241	15:59:18.434
12	1:41.225	+0.558	16:00:59.659
13	1:40.667	-	16:02:40.326
14	1:43.277	+2.610	16:04:23.603
15	1:44.336	+3.669	16:06:07.939

Lap	Lap Tm	Diff	Time of Day
(30) Neil GLOVER			
1	1:46.896	+4.305	15:42:14.872
2	1:43.213	+0.622	15:43:58.085
3	1:42.591	-	15:45:40.676
4	1:44.081	+1.490	15:47:24.757
5	1:44.054	+1.463	15:49:08.811
6	1:43.478	+0.887	15:50:52.289
7	1:44.602	+2.011	15:52:36.891
8	1:43.510	+0.919	15:54:20.401
9	1:44.184	+1.593	15:56:04.585
10	1:44.382	+1.791	15:57:48.967
11	1:43.479	+0.888	15:59:32.446
12	1:57.759	+15.168	16:01:30.205
13	1:50.462	+7.871	16:03:20.667
14	1:49.458	+6.867	16:05:10.125
15	1:47.512	+4.921	16:06:57.637

Lap	Lap Tm	Diff	Time of Day
(19) John HOLMES			
1	1:50.889	+7.339	15:42:25.467
2	1:48.087	+4.537	15:44:13.554
3	1:45.259	+1.709	15:45:58.813
4	1:44.435	+0.885	15:47:43.248
5	1:43.945	+0.395	15:49:27.193
6	1:45.280	+1.730	15:51:12.473
7	1:44.105	+0.555	15:52:56.578
8	1:49.819	+6.269	15:54:46.397
9	1:44.395	+0.845	15:56:30.792
10	1:44.339	+0.789	15:58:15.131
11	1:43.550	-	15:59:58.681
12	1:45.934	+2.384	16:01:44.615
13	1:45.181	+1.631	16:03:29.796
14	1:46.324	+2.774	16:05:16.120
15	1:45.589	+2.039	16:07:01.709

Lap	Lap Tm	Diff	Time of Day
(64) Frank LYONS			
1	1:45.855	+3.505	15:42:13.634
2	1:42.350	-	15:43:55.984
3	1:43.997	+1.647	15:45:39.981
4	1:43.748	+1.398	15:47:23.729
5	1:43.881	+1.531	15:49:07.610
6	1:52.753	+10.403	15:51:00.363
7	1:54.678	+12.328	15:52:55.041
8	1:52.807	+10.457	15:54:47.848
9	1:51.030	+8.680	15:56:38.878
10	1:50.001	+7.651	15:58:28.879
11	1:47.982	+5.632	16:00:16.861
12	1:46.724	+4.374	16:02:03.585
13	1:50.605	+8.255	16:03:54.190

Lap	Lap Tm	Diff	Time of Day
(57) David WILD			
14	1:47.584	+5.234	16:05:41.774
15	1:47.936	+5.586	16:07:29.710
1	1:51.975	+6.651	15:42:24.518
2	1:49.644	+4.320	15:44:14.162
3	1:49.053	+3.729	15:46:03.215
4	1:47.853	+2.529	15:47:51.068
5	1:46.151	+0.827	15:49:37.219
6	1:48.279	+2.955	15:51:25.498
7	1:47.039	+1.715	15:53:12.537
8	1:45.324	-	15:54:57.861
9	1:45.480	+0.156	15:56:43.341
10	1:45.873	+0.549	15:58:29.214
11	1:48.167	+2.843	16:00:17.381
12	1:47.033	+1.709	16:02:04.414
13	1:52.218	+6.894	16:03:56.632
14	1:46.776	+1.452	16:05:43.408
15	1:46.575	+1.251	16:07:29.983

Lap	Lap Tm	Diff	Time of Day
(63) Paul SMITH			
1	1:50.517	+4.370	15:42:20.451
2	1:47.670	+1.523	15:44:08.121
3	1:47.723	+1.576	15:45:55.844
4	1:47.073	+0.926	15:47:42.917
5	1:48.701	+2.554	15:49:31.618
6	1:49.627	+3.480	15:51:21.245
7	1:48.830	+2.683	15:53:10.075
8	1:46.541	+0.394	15:54:56.616
9	1:46.147	-	15:56:42.763
10	1:48.000	+1.853	15:58:30.763
11	1:47.372	+1.225	16:00:18.135
12	1:46.940	+0.793	16:02:05.075
13	1:49.928	+3.781	16:03:55.003
14	1:47.646	+1.499	16:05:42.649
15	1:48.033	+1.886	16:07:30.682

Lap	Lap Tm	Diff	Time of Day
(69) Gregory THORNTON			
1	1:55.733	+5.696	15:42:31.144
2	1:55.967	+5.930	15:44:27.111
3	1:53.342	+3.305	15:46:20.453
4	1:51.083	+1.046	15:48:11.536
5	1:54.582	+4.545	15:50:06.118
6	1:52.446	+2.409	15:51:58.564
7	1:53.444	+3.407	15:53:52.008
8	1:50.037	-	15:55:42.045
9	1:51.893	+1.856	15:57:33.938
10	1:51.514	+1.477	15:59:25.452
11	1:50.481	+0.444	16:01:15.933
12	1:56.001	+5.964	16:03:11.934
13	1:50.716	+0.679	16:05:02.650
14	1:50.828	+0.791	16:06:53.478

Lap	Lap Tm	Diff	Time of Day
(61) Bruce FULLERTON			
1	1:56.013	+5.911	15:42:31.423
2	1:54.019	+3.917	15:44:25.442
3	1:52.617	+2.515	15:46:18.059
4	1:53.053	+2.951	15:48:11.112
5	1:55.735	+5.633	15:50:06.847
6	1:53.600	+3.498	15:52:00.447
7	1:52.984	+2.882	15:53:53.431
8	1:50.749	+0.647	15:55:44.180
9	1:50.524	+0.422	15:57:34.704
10	1:51.579	+1.477	15:59:26.283
11	1:50.102	-	16:01:16.385
12	1:55.677	+5.575	16:03:12.062

Lap	Lap Tm	Diff	Time of Day
(93) Keith NORRIS			
13	1:51.594	+1.492	16:05:03.656
14	1:50.840	+0.738	16:06:54.496
1	1:59.623	+9.490	15:42:34.796
2	1:52.485	+2.352	15:44:27.281
3	1:51.977	+1.844	15:46:19.258
4	1:51.662	+1.529	15:48:10.920
5	1:51.742	+1.609	15:50:02.662
6	1:50.537	+0.404	15:51:53.199
7	1:51.419	+1.286	15:53:44.618
8	1:52.216	+2.083	15:55:36.834
9	1:54.046	+3.913	15:57:30.880
10	1:53.486	+3.353	15:59:24.366
11	1:50.133	-	16:01:14.499
12	1:56.663	+6.530	16:03:11.162
13	1:52.008	+1.875	16:05:03.170
14	1:51.517	+1.384	16:06:54.687

Lap	Lap Tm	Diff	Time of Day
(65) Peter DENHAM			
1	2:00.636	+7.319	15:42:36.424
2	1:56.753	+3.436	15:44:33.177
3	1:57.047	+3.730	15:46:30.224
4	1:55.043	+1.726	15:48:25.267
5	1:55.269	+1.952	15:50:20.536
6	1:55.135	+1.818	15:52:15.671
7	1:53.526	+0.209	15:54:09.197
8	1:54.157	+0.840	15:56:03.354
9	1:54.895	+1.578	15:57:58.249
10	1:53.317	-	15:59:51.566
11	1:54.117	+0.800	16:01:45.683
12	1:54.797	+1.480	16:03:40.480
13	1:54.624	+1.307	16:05:35.104
14	1:53.418	+0.101	16:07:28.522

Lap	Lap Tm	Diff	Time of Day
(78) Wil ARIF			
1	2:00.521	+7.077	15:42:36.312
2	1:56.701	+3.257	15:44:33.013
3	1:57.624	+4.180	15:46:30.637
4	1:55.186	+1.742	15:48:25.823
5	1:55.187	+1.743	15:50:21.010
6	1:55.492	+2.048	15:52:16.502
7	1:53.542	+0.098	15:54:10.044
8	1:54.092	+0.648	15:56:04.136
9	1:54.598	+1.154	15:57:58.734
10	1:53.664	+0.220	15:59:52.398
11	1:53.768	+0.324	16:01:46.166
12	1:55.167	+1.723	16:03:41.333
13	1:54.611	+1.167	16:05:35.944
14	1:53.444	-	16:07:29.388

Lap	Lap Tm	Diff	Time of Day
(24) Alan GAPE			
1	2:05.922	+4.390	15:42:42.501
2	2:06.948	+5.416	15:44:49.449
3	2:08.655	+7.123	15:46:58.104
4	2:04.413	+2.881	15:49:02.517
5	2:06.348	+4.816	15:51:08.865
6	2:06.305	+4.773	15:53:15.170
7	2:08.887	+7.355	15:55:24.057
8	2:12.010	+10.478	15:57:36.067
9	2:13.031	+11.499	15:59:49.098
10	2:05.542	+4.010	16:01:54.640
11	2:08.508	+6.976	16:04:03.148
12	2:02.095	+0.563	16:06:05.243
13	2:01.532	-	16:08:06.775

HSCC Oulton Park Gold Cup

Derek Bell Trophy

Oulton Park International 2.692 Miles

Race 7

26/08/2007 15:40

Race (25:00 Time)

Lap	Lap Tm	Diff	Time of Day
(74) Judy LYONS			
1	2:12.557	+1.673	15:42:51.825
2	2:11.325	+0.441	15:45:03.150
3	2:10.884	-	15:47:14.034
4	2:19.026	+8.142	15:49:33.060
5	2:23.332	+12.448	15:51:56.392
6	2:21.739	+10.855	15:54:18.131
7	2:17.085	+6.201	15:56:35.216
8	2:20.399	+9.515	15:58:55.615
9	2:14.556	+3.672	16:01:10.171
10	2:19.986	+9.102	16:03:30.157
11	2:19.549	+8.665	16:05:49.706
12	2:13.627	+2.743	16:08:03.333

(8) Terry FISHER			
1	1:46.700	+4.576	15:42:16.864
2	1:44.355	+2.231	15:44:01.219
3	1:43.751	+1.627	15:45:44.970
4	1:43.805	+1.681	15:47:28.775
5	1:46.366	+4.242	15:49:15.141
6	1:45.085	+2.961	15:51:00.226
7	1:43.923	+1.799	15:52:44.149
8	1:42.711	+0.587	15:54:26.860
9	1:42.723	+0.599	15:56:09.583
10	1:42.124	-	15:57:51.707
11	1:43.229	+1.105	15:59:34.936
12	1:42.682	+0.558	16:01:17.618

(71) Neil BOWMAN			
1	1:55.349	+5.806	15:42:28.260
2	1:54.154	+4.611	15:44:22.414
3	1:54.061	+4.518	15:46:16.475
4	1:50.589	+1.046	15:48:07.064
5	1:49.543	-	15:49:56.607
6	1:51.960	+2.417	15:51:48.567
7	1:50.303	+0.760	15:53:38.870
8	1:51.145	+1.602	15:55:30.015
9	1:51.110	+1.567	15:57:21.125
10	1:50.495	+0.952	15:59:11.620
11	1:51.914	+2.371	16:01:03.534

(5) Mike BARNBY			
1	1:47.166	+2.615	15:42:16.495
2	1:44.551	-	15:44:01.046
3	1:45.895	+1.344	15:45:46.941
4	1:45.361	+0.810	15:47:32.302
5	1:50.147	+5.596	15:49:22.449
6	1:51.818	+7.267	15:51:14.267
7	1:52.462	+7.911	15:53:06.729
8	1:50.541	+5.990	15:54:57.270
9	1:56.079	+11.528	15:56:53.349
p10	2:10.382	+25.831	15:59:03.731

(44) Anthony TAYLOR			
1	2:02.142	+3.550	15:42:39.817
2	2:00.899	+2.307	15:44:40.716
3	1:58.969	+0.377	15:46:39.685
4	1:58.592	-	15:48:38.277
5	2:00.979	+2.387	15:50:39.256
6	2:05.506	+6.914	15:52:44.762

(90) Daryl TAYLOR			
1	2:00.339	+6.114	15:42:36.737
2	1:56.525	+2.300	15:44:33.262
3	1:55.039	+0.814	15:46:28.301
4	1:54.225	-	15:48:22.526

Lap	Lap Tm	Diff	Time of Day
p5	2:47.735	+53.510	15:51:10.261
(6) John MONSON			
1	1:54.436	-	15:42:25.267
p2	2:37.141	+42.705	15:45:02.408

Lap	Lap Tm	Diff	Time of Day
-----	--------	------	-------------

HSCC Oulton Park Gold Cup

Derek Bell Trophy
Race 15 - Amended
Race (20:00 Time)

Oulton Park International 2.692 Miles

27/08/2007 15:10

10
9
8
7
6
5
4
3
2
1

[0] [23] Chris ALFORD	<hr/>
19 [5] [90] Daryl TAYLOR	<hr/>
17 [10] [5] Mike BARNBY	<hr/>
15 [12] [8] Terry FISHER	<hr/>
13 [13] [24] Alan GAPE	<hr/>
11 [14] [65] Peter DENHAM	<hr/>
9 [14] [61] Bruce FULLERTON	<hr/>
7 [15] [63] Paul SMITH	<hr/>
5 [15] [19] John HOLMES	<hr/>
3 [15] [1] Mark DWYER	<hr/>
1	

[15] [6] Frank LYONS	<hr/>
20 [0] [9] Richard EVANS	<hr/>
18 [6] [44] Anthony TAYLOR	<hr/>
16 [11] [71] Neil BOWMAN	<hr/>
14 [12] [74] Judy LYONS	<hr/>
12 [14] [78] Wil ARIF	<hr/>
10 [14] [93] Keith NORRIS	<hr/>
8 [14] [69] Gregory THORNTON	<hr/>
6 [15] [57] David WILD	<hr/>
4 [15] [30] Neil GLOVER	<hr/>
2	

HSCC Oulton Park Gold Cup

Sorted on Laps

Derek Bell Trophy

Oulton Park International 2.692 Miles

Race 15

27/08/2007 15:10

Race (20:00 Time)

Pos	No.	Class	Name	Car	Laps	Total Tm	Avg. Speed	Diff	Gap	Best Tm	Best Spd
1	1	B2 -DBT	Mark DWYER	Lola T400	12	20:29.491	94.587	-	-	1:40.664	96.273
2	64	B2 -DBT	Frank LYONS	Lola T400	12	20:46.682	93.283	+17.191	+17.191	1:42.021	94.992
3	30	B1 -DBT	Neil GLOVER	Lola T330/332	12	20:48.063	93.180	+18.572	+1.381	1:41.748	95.247
4	8	F -DBT	Terry FISHER	Toleman TG280	12	20:52.852	92.824	+23.361	+4.789	1:40.079	96.835
5	19	C2 -DBT	John HOLMES	March 772P	12	20:55.839	92.603	+26.348	+2.987	1:43.295	93.821
6	57	C1 -DBT	David WILD	March 712	12	21:23.693	90.594	+54.202	+27.854	1:45.346	91.994
7	5	C2 -DBT	Mike BARNBY	Modus M7	12	21:24.093	90.565	+54.602	+0.400	1:44.578	92.670
8	90	D2 -DBT	Daryl TAYLOR	March 78B	12	21:57.437	88.273	+1:27.946	+33.344	1:46.736	90.796
9	61	B1 -DBT	Bruce FULLERTON	Lola T300	12	21:58.012	88.235	+1:28.521	+0.575	1:47.171	90.427
10	93	D2 -DBT	Keith NORRIS	Chevron B49	11	20:33.827	86.400	1 Lap	1 Lap	1:49.363	88.615
11	22	E -DBT	Peter MEYRICK	Reynard SF79	11	20:36.442	86.218	+2.615	+2.615	1:49.586	88.435
12	65	E -DBT	Peter DENHAM	Reynard SF78	11	21:00.633	84.563	+26.806	+24.191	1:52.325	86.278
13	78	E -DBT	Wil ARIF	Reynard SF78	11	21:11.949	83.811	+38.122	+11.316	1:53.919	85.071
14	74	B2 -DBT	Judy LYONS	Gurney Eagle	9	20:46.336	69.982	3 Laps	2 Laps	2:14.929	71.824

Not classified (80% = 9 Laps)

15	69	D1 -DBT	Gregory THORNTON	Titan Mk10	5	9:36.869	83.998	7 Laps	4 Laps	1:51.268	87.098
16	24	E -DBT	Alan GAPE	Royale RP27	5	10:26.703	77.319	+49.834	+49.834	2:02.472	79.130
DNS	63	D3 -DBT	Paul SMITH	Ralt RT1	0	-:--	-	-	-	-:--	-
DNS	71	D1 -DBT	Neil BOWMAN	Merlyn Mk21	0	-:--	-	-	-	-:--	-
DNS	44	B2 -DBT	Anthony TAYLOR	Chevron B24	0	-:--	-	-	-	-:--	-
DNS	9	C2 -DBT	Richard EVANS	Chevron B40	0	-:--	-	-	-	-:--	-
DNS	23	D1 -DBT	Chris ALFORD	Lyncar 001	0	-:--	-	-	-	-:--	-

Margin of Victory	Avg. Speed	Best Lap Tm	Best Spd	Best Lap by
+17.191	94.587	1:40.079	96.835	[8] Terry FISHER

Printed: 27/08/2007 15:36:38

Licensed to: MST Sports Timing Ltd

Chief Timekeeper

Orbits 3

Clerk of Course

www.amb-it.com

www.mylaps.com

HSCC Oulton Park Gold Cup

Lapchart


Derek Bell Trophy

Oulton Park International 2.692 Miles

Race 15

27/08/2007 15:10

Race (20:00 Time)



Competitors	Laps												
	0	1	2	3	4	5	6	7	8	9	10	11	12
Mark DWYER (1)	1	1	1	1	1	1	1	1	1	1	1	1	1
Neil GLOVER (30)	2	30	30	30	30	30	64	8	8	8	64	64	64
Frank LYONS (64)	3	64	64	64	64	64	30	64	64	64	30	30	30
John HOLMES (19)	4	19	19	19	8	8	8	8	30	30	30	8	8
David WILD (57)	5	57	57	8	19	19	19	19	19	19	19	19	19
Gregory THORNTON (69)	6	69	8	57	57	57	57	57	57	57	57	57	57
Bruce FULLERTON (61)	7	61	69	5	5	5	5	5	5	5	5	5	5
Peter DENHAM (65)	8	65	61	69	69	61	90	90	90	90	90	90	90
Keith NORRIS (93)	9	93	5	61	61	90	61	61	61	61	61	61	61
Wil ARIF (78)	10	78	65	90	90	69	93	93	22	22	22	22	93
Alan GAPE (24)	11	24	78	65	93	93	22	22	93	93	93	93	22
Terry FISHER (8)	12	8	93	93	22	22	69	65	65	65	65	65	65
Mike BARNBY (5)	13	5	90	22	65	65	65	78	78	78	78	78	78
Daryl TAYLOR (90)	14	90	22	78	78	78	78	74	74	74	74		
Peter MEYRICK (22)	15	22	24	24	24	24	24						
Judy LYONS (74)	16	74	74	74	74	74	74						
-	17												
-	18												
-	19												
-	20												
-	21												

HSCC Oulton Park Gold Cup

Derek Bell Trophy

Oulton Park International 2.692 Miles

Race 15

27/08/2007 15:10

Race (20:00 Time)

Lap	Lap Tm	Diff	Time of Day
(1) Mark DWYER			
1	1:46.234	+5.570	15:15:29.321
2	1:41.534	+0.870	15:17:10.855
3	1:41.032	+0.368	15:18:51.887
4	1:41.809	+1.145	15:20:33.696
5	1:41.117	+0.453	15:22:14.813
6	1:42.252	+1.588	15:23:57.065
7	1:42.078	+1.414	15:25:39.143
8	1:41.248	+0.584	15:27:20.391
9	1:43.345	+2.681	15:29:03.736
10	1:42.655	+1.991	15:30:46.391
11	1:40.664	-	15:32:27.055
12	1:45.069	+4.405	15:34:12.124

(64) Frank LYONS			
1	1:48.265	+6.244	15:15:31.511
2	1:43.780	+1.759	15:17:15.291
3	1:42.997	+0.976	15:18:58.288
4	1:42.817	+0.796	15:20:41.105
5	1:43.716	+1.695	15:22:24.821
6	1:45.796	+3.775	15:24:10.617
7	1:44.500	+2.479	15:25:55.117
8	1:42.021	-	15:27:37.138
9	1:42.156	+0.135	15:29:19.294
10	1:44.004	+1.983	15:31:03.298
11	1:42.785	+0.764	15:32:46.083
12	1:43.232	+1.211	15:34:29.315

(30) Neil GLOVER			
1	1:47.800	+6.052	15:15:31.045
2	1:43.128	+1.380	15:17:14.173
3	1:42.966	+1.218	15:18:57.139
4	1:43.624	+1.876	15:20:40.763
5	1:43.358	+1.610	15:22:24.121
6	1:46.938	+5.190	15:24:11.059
7	1:44.848	+3.100	15:25:55.907
8	1:42.001	+0.253	15:27:37.908
9	1:41.748	-	15:29:19.656
10	1:44.118	+2.370	15:31:03.774
11	1:43.462	+1.714	15:32:47.236
12	1:43.460	+1.712	15:34:30.696

(8) Terry FISHER			
1	1:48.797	+8.718	15:15:35.044
2	1:42.838	+2.759	15:17:17.882
3	1:42.533	+2.454	15:19:00.415
4	1:42.058	+1.979	15:20:42.473
5	1:42.909	+2.830	15:22:25.382
6	1:45.992	+5.913	15:24:11.374
7	1:43.048	+2.969	15:25:54.422
8	1:41.662	+1.583	15:27:36.084
9	1:40.079	-	15:29:16.163
10	1:50.848	+10.769	15:31:07.011
11	1:44.526	+4.447	15:32:51.537
12	1:43.948	+3.869	15:34:35.485

(19) John HOLMES			
1	1:49.996	+6.701	15:15:33.481
2	1:43.984	+0.689	15:17:17.465
3	1:45.183	+1.888	15:19:02.648
4	1:44.538	+1.243	15:20:47.186
5	1:44.459	+1.164	15:22:31.645
6	1:43.295	-	15:24:14.940
7	1:43.872	+0.577	15:25:58.812
8	1:43.639	+0.344	15:27:42.451

9	1:43.561	+0.266	15:29:26.012
10	1:44.012	+0.717	15:31:10.024
11	1:44.166	+0.871	15:32:54.190
12	1:44.282	+0.987	15:34:38.472

(57) David WILD			
1	1:50.486	+5.140	15:15:34.919
2	1:46.703	+1.357	15:17:21.622
3	1:46.364	+1.018	15:19:07.986
4	1:46.250	+0.904	15:20:54.236
5	1:47.674	+2.328	15:22:41.910
6	1:46.739	+1.393	15:24:28.649
7	1:47.666	+2.320	15:26:16.315
8	1:46.838	+1.492	15:28:03.153
9	1:46.147	+0.801	15:29:49.300
10	1:45.346	-	15:31:34.646
11	1:45.606	+0.260	15:33:20.252
12	1:46.074	+0.728	15:35:06.326

(5) Mike BARNBY			
1	1:53.804	+9.226	15:15:40.728
2	1:47.347	+2.769	15:17:28.075
3	1:47.032	+2.454	15:19:15.107
4	1:46.418	+1.840	15:21:01.525
5	1:49.461	+4.883	15:22:50.986
6	1:45.429	+0.851	15:24:36.415
7	1:45.087	+0.509	15:26:21.502
8	1:44.927	+0.349	15:28:06.429
9	1:45.013	+0.435	15:29:51.442
10	1:44.855	+0.277	15:31:36.297
11	1:44.578	-	15:33:20.875
12	1:45.851	+1.273	15:35:06.726

(90) Daryl TAYLOR			
1	1:58.002	+11.266	15:15:45.083
2	1:50.350	+3.614	15:17:35.433
3	1:48.563	+1.827	15:19:23.996
4	1:50.200	+3.464	15:21:14.196
5	1:48.488	+1.752	15:23:02.684
6	1:50.569	+3.833	15:24:53.253
7	1:48.423	+1.687	15:26:41.676
8	1:46.927	+0.191	15:28:28.603
9	1:46.736	-	15:30:15.339
10	1:48.682	+1.946	15:32:04.021
11	1:47.546	+0.810	15:33:51.567
12	1:48.503	+1.767	15:35:40.070

(61) Bruce FULLERTON			
1	1:55.644	+8.473	15:15:40.485
2	1:51.788	+4.617	15:17:32.273
3	1:50.968	+3.797	15:19:23.241
4	1:49.527	+2.356	15:21:12.768
5	1:50.498	+3.327	15:23:03.266
6	1:50.499	+3.328	15:24:53.765
7	1:48.253	+1.082	15:26:42.018
8	1:47.182	+0.011	15:28:29.200
9	1:47.171	-	15:30:16.371
10	1:48.435	+1.264	15:32:04.806
11	1:47.416	+0.245	15:33:52.222
12	1:48.423	+1.252	15:35:40.645

(93) Keith NORRIS			
1	1:58.652	+9.289	15:15:44.227
2	1:53.703	+4.340	15:17:37.930
3	1:50.574	+1.211	15:19:28.504
4	1:50.318	+0.955	15:21:18.822

5	1:52.943	+3.580	15:23:11.765
6	1:52.075	+2.712	15:25:03.840
7	1:51.466	+2.103	15:26:55.306
8	1:50.142	+0.779	15:28:45.448
9	1:50.300	+0.937	15:30:35.748
10	1:49.363	-	15:32:25.111
11	1:51.349	+1.986	15:34:16.460

(22) Peter MEYRICK			
1	1:58.152	+8.566	15:15:45.427
2	1:53.564	+3.978	15:17:38.991
3	1:52.257	+2.671	15:19:31.248
4	1:50.134	+0.548	15:21:21.382
5	1:50.907	+1.321	15:23:12.289
6	1:52.515	+2.929	15:25:04.804
7	1:50.353	+0.767	15:26:55.157
8	1:49.586	-	15:28:44.743
9	1:49.663	+0.077	15:30:34.406
10	1:50.042	+0.456	15:32:24.448
11	1:54.627	+5.041	15:34:19.075

(65) Peter DENHAM			
1	1:57.292	+4.967	15:15:42.689
2	1:54.532	+2.207	15:17:37.221
3	1:54.164	+1.839	15:19:31.385
4	1:53.027	+0.702	15:21:24.412
5	1:56.217	+3.892	15:23:20.629
6	1:54.494	+2.169	15:25:15.123
7	1:54.307	+1.982	15:27:09.430
8	1:52.870	+0.545	15:29:02.300
9	1:52.325	-	15:30:54.625
10	1:54.091	+1.766	15:32:48.716
11	1:54.550	+2.225	15:34:43.266

(78) Wil ARIF			
1	1:57.933	+4.014	15:15:43.606
2	1:56.972	+3.053	15:17:40.578
3	1:55.010	+1.091	15:19:35.588
4	1:54.427	+0.508	15:21:30.015
5	1:55.290	+1.371	15:23:25.305
6	1:53.957	+0.038	15:25:19.262
7	1:54.437	+0.518	15:27:13.699
8	1:53.919	-	15:29:07.618
9	1:54.355	+0.436	15:31:01.973
10	1:57.372	+3.453	15:32:59.345
11	1:55.237	+1.318	15:34:54.582

(74) Judy LYONS			
1	2:18.522	+3.593	15:16:08.043
2	2:15.579	+0.650	15:18:23.622
3	2:15.999	+1.070	15:20:39.621
4	2:21.568	+6.639	15:23:01.189
5	2:21.036	+6.107	15:25:22.225
6	2:20.747	+5.818	15:27:42.972
7	2:14.929	-	15:29:57.901
8	2:15.808	+0.879	15:32:13.709
9	2:15.260	+0.331	15:34:28.969

(69) Gregory THORNTON			
1	1:54.963	+3.695	15:15:39.583
2	1:52.314	+1.046	15:17:31.897
3	1:51.268	-	15:19:23.165
4	1:52.433	+1.165	15:21:15.598
p5	2:03.904	+12.636	15:23:19.502

(24) Alan GAPE			
-----------------------	--	--	--

HSCC Oulton Park Gold Cup

Derek Bell Trophy

Oulton Park International 2.692 Miles

Race 15

27/08/2007 15:10

Race (20:00 Time)

Lap	Lap Tm	Diff	Time of Day
1	2:07.319	+4.847	15:15:53.301
2	2:02.472	-	15:17:55.773
3	2:03.718	+1.246	15:19:59.491
4	2:04.077	+1.605	15:22:03.568
5	2:05.768	+3.296	15:24:09.336

Lap	Lap Tm	Diff	Time of Day
-----	--------	------	-------------

Lap	Lap Tm	Diff	Time of Day
-----	--------	------	-------------

HSCC Oulton Park Gold Cup**Sorted on Best Lap time****RJB Trophy (race 1)****Oulton Park International 2.692 Miles****Qualifying****25/08/2007 15:35****Qualify (15:00 Time)**

Pos	No.	Class	Name	Car	Laps	Best Tm	Diff	Best Spd	n Lap	2nd Best
1	60	S -RJB	John BURTON	Chevron B26	5	1:39.058	-	97.834	2	1:40.433
2	36	S -RJB	Robert HARVEY	Chevron B19	8	1:41.373	+2.315	95.599	2	1:42.241
3	31	S -RJB	Steve HODGES	Daren Mk3	3	1:46.134	+7.076	91.311	3	1:46.200
4	96	S -RJB	Michelle LIGUORI	Lola T296	7	1:46.227	+7.169	91.231	3	1:46.863
5	3	S -RJB	Mike CATLOW	Chevron B19	5	1:46.677	+7.619	90.846	2	1:50.451
6	26	S -RJB	George DOUGLAS	Martin BM9/10	5	1:46.817	+7.759	90.727	4	1:49.296
7	34	S -RJB	Andrew SCHRYVER	Chevron B21/23	7	1:47.657	+8.599	90.019	5	1:48.260
8	47	S -RJB	Kevin WILKINS	Chevron B19	7	1:49.738	+10.680	88.312	4	1:49.935
9	28	S -RJB	Bob JUGGINS	Coldwell C14B	4	1:50.331	+11.273	87.838	3	1:54.762
10	2	I -RJB	James LEDAMUN	Chevron B60	6	1:50.800	+11.742	87.466	5	1:51.156
11	44	T -RJB	James SCHRYVER	Chevron B8	7	1:50.851	+11.793	87.425	7	1:51.808
12	54	T -RJB	Robert SHAW	Chevron B8	6	1:55.226	+16.168	84.106	5	1:56.395
13	82	T -RJB	Hugh COLMAN	Chevron B8	6	1:56.188	+17.130	83.410	4	1:56.764
14	32	T -RJB	John MOULDS	Crossle 9S	5	1:56.197	+17.139	83.403	4	1:57.092
15	42	T -RJB	John TAYLOR	Chevron B8	7	1:56.617	+17.559	83.103	4	1:57.504
16	61	T -RJB	THOMPSON/MCCLURG	Chevron B6	5	1:58.922	+19.864	81.492	2	2:01.947
17	11	T -RJB	David HUDSON	Sturdgess	6	2:03.190	+24.132	78.669	3	2:03.616

Announcements

Car 11 please fit working transponder

HSCC Oulton Park Gold Cup

RJB Trophy (race 1)

Oulton Park International 2.692 Miles

Qualifying

25/08/2007 15:35

Qualify (15:00 Time)

Lap	Lap Tm	Diff	Time of Day
(60) John BURTON			
1	1:40.433	+1.375	15:37:55.933
2	1:39.058	-	15:39:34.991
p3	1:54.859	+15.801	15:41:29.850
4	6:58.488	+5:19.430	15:48:28.338
5	1:43.047	+3.989	15:50:11.385

Lap	Lap Tm	Diff	Time of Day
(36) Robert HARVEY			
1	1:42.970	+1.597	15:37:59.749
2	1:41.373	-	15:39:41.122
3	1:42.543	+1.170	15:41:23.665
4	1:42.517	+1.144	15:43:06.182
5	1:42.263	+0.890	15:44:48.445
6	1:43.729	+2.356	15:46:32.174
7	1:42.241	+0.868	15:48:14.415
p8	1:53.465	+12.092	15:50:07.880

Lap	Lap Tm	Diff	Time of Day
(31) Steve HODGES			
1	1:46.951	+0.817	15:38:05.689
2	1:46.200	+0.066	15:39:51.889
3	1:46.134	-	15:41:38.023

Lap	Lap Tm	Diff	Time of Day
(96) Michelle LIGUORI			
1	1:58.336	+12.109	15:38:53.814
2	1:46.863	+0.636	15:40:40.677
3	1:46.227	-	15:42:26.904
4	1:49.094	+2.867	15:44:15.998
5	1:50.457	+4.230	15:46:06.455
6	1:47.069	+0.842	15:47:53.524
7	2:11.369	+25.142	15:50:04.893

Lap	Lap Tm	Diff	Time of Day
(3) Mike CATLOW			
1	1:50.451	+3.774	15:38:52.357
2	1:46.677	-	15:40:39.034
p3	1:53.191	+6.514	15:42:32.225
4	3:59.724	+2:13.047	15:46:31.949
p5	2:11.095	+24.418	15:48:43.044

Lap	Lap Tm	Diff	Time of Day
(26) George DOUGLAS			
1	1:54.381	+7.564	15:42:28.321
2	1:49.296	+2.479	15:44:17.617
3	1:49.416	+2.599	15:46:07.033
4	1:46.817	-	15:47:53.850
p5	1:53.118	+6.301	15:49:46.968

Lap	Lap Tm	Diff	Time of Day
(34) Andrew SCHRYVER			
1	1:58.389	+10.732	15:38:51.312
2	1:53.063	+5.406	15:40:44.375
3	1:49.499	+1.842	15:42:33.874
4	1:50.548	+2.891	15:44:24.422
5	1:47.657	-	15:46:12.079
6	1:49.066	+1.409	15:48:01.145
7	1:48.260	+0.603	15:49:49.405

Lap	Lap Tm	Diff	Time of Day
(47) Kevin WILKINS			
1	1:58.146	+8.408	15:39:26.027
2	1:51.460	+1.722	15:41:17.487
3	1:49.935	+0.197	15:43:07.422
4	1:49.738	-	15:44:57.160
5	1:50.295	+0.557	15:46:47.455
6	1:52.494	+2.756	15:48:39.949
7	1:51.605	+1.867	15:50:31.554

Lap	Lap Tm	Diff	Time of Day
(28) Bob JUGGINS			
1	1:57.725	+7.394	15:39:01.963

Lap	Lap Tm	Diff	Time of Day
2	1:54.762	+4.431	15:40:56.725
3	1:50.331	-	15:42:47.056
p4	2:03.357	+13.026	15:44:50.413

Lap	Lap Tm	Diff	Time of Day
(2) James LEDAMUN			
1	1:55.953	+5.153	15:38:38.578
2	1:55.755	+4.955	15:40:34.333
3	1:51.156	+0.356	15:42:25.489
4	1:53.464	+2.664	15:44:18.953
5	1:50.800	-	15:46:09.753
p6	1:59.074	+8.274	15:48:08.827

Lap	Lap Tm	Diff	Time of Day
(44) James SCHRYVER			
1	1:59.513	+8.662	15:38:53.417
2	1:54.565	+3.714	15:40:47.982
3	1:52.390	+1.539	15:42:40.372
4	1:53.454	+2.603	15:44:33.826
5	1:53.312	+2.461	15:46:27.138
6	1:51.808	+0.957	15:48:18.946
7	1:50.851	-	15:50:09.797

Lap	Lap Tm	Diff	Time of Day
(54) Robert SHAW			
1	2:08.649	+13.423	15:40:26.528
2	1:57.258	+2.032	15:42:23.786
3	2:06.844	+11.618	15:44:30.630
4	1:56.395	+1.169	15:46:27.025
5	1:55.226	-	15:48:22.251
6	2:05.390	+10.164	15:50:27.641

Lap	Lap Tm	Diff	Time of Day
(82) Hugh COLMAN			
1	2:11.118	+14.930	15:41:19.631
2	1:57.234	+1.046	15:43:16.865
3	1:57.240	+1.052	15:45:14.105
4	1:56.188	-	15:47:10.293
5	1:57.078	+0.890	15:49:07.371
6	1:56.764	+0.576	15:51:04.135

Lap	Lap Tm	Diff	Time of Day
(32) John MOULDS			
1	2:06.308	+10.111	15:39:29.981
2	2:00.313	+4.116	15:41:30.294
3	1:57.092	+0.895	15:43:27.386
4	1:56.197	-	15:45:23.583
p5	2:14.814	+18.617	15:47:38.397

Lap	Lap Tm	Diff	Time of Day
(42) John TAYLOR			
1	2:01.747	+5.130	15:38:58.100
2	1:59.245	+2.628	15:40:57.345
3	1:58.718	+2.101	15:42:56.063
4	1:56.617	-	15:44:52.680
5	1:57.756	+1.139	15:46:50.436
6	1:57.643	+1.026	15:48:48.079
7	1:57.504	+0.887	15:50:45.583

Lap	Lap Tm	Diff	Time of Day
(61) THOMPSON/MCCLURG			
1	3:16.565	+1:17.643	15:40:23.180
2	1:58.922	-	15:42:22.102
3	2:01.947	+3.025	15:44:24.049
p4	2:11.511	+12.589	15:46:35.560
5	3:00.501	+1:01.579	15:49:36.061

Lap	Lap Tm	Diff	Time of Day
(11) David HUDSON			
1	2:11.369	+8.179	15:39:34.178
2	2:03.846	+0.656	15:41:38.024
3	2:03.190	-	15:43:41.214
4	2:03.616	+0.426	15:45:44.830
5	2:04.841	+1.651	15:47:49.671

HSCC Oulton Park Gold Cup

RJB Trophy (race 1)

Oulton Park International 2.692 Miles

Race 8

26/08/2007 16:20

Race (25:00 Time)

9
8
7
6
5
4
3
2
1

[2:03.190] [11] David HUDSON
<hr/>
17 [1:56.617] [42] John TAYLOR
<hr/>
15 [1:56.188] [82] Hugh COLMAN
<hr/>
13 [1:50.851] [44] James SCHRYVER
<hr/>
11 [1:50.331] [28] Bob JUGGINS
<hr/>
9 [1:47.657] [34] Andrew SCHRYVER
<hr/>
7 [1:46.677] [3] Mike CATLOW
<hr/>
5 [1:46.134] [31] Steve HODGES
<hr/>
3 [1:39.058] [60] John BURTON
<hr/>
1

[1:58.922] [61] THOMPSON/MCCLURG
<hr/>
16 [1:56.197] [32] John MOULDS
<hr/>
14 [1:55.226] [54] Robert SHAW
<hr/>
12 [1:50.800] [2] James LEDAMUN
<hr/>
10 [1:49.738] [47] Kevin WILKINS
<hr/>
8 [1:46.817] [26] George DOUGLAS
<hr/>
6 [1:46.227] [96] Michelle LIGUORI
<hr/>
4 [1:41.373] [36] Robert HARVEY
<hr/>
2



HSCC Oulton Park Gold Cup

Sorted on Laps

RJB Trophy (race 1)

Oulton Park International 2.692 Miles

Race 8

26/08/2007 16:20

Race (25:00 Time)

Pos	No.	Class	Name	Car	Laps	Total Tm	Avg. Speed	Diff	Gap	Best Tm	Best Spd
1	60	S -RJB	John BURTON	Chevron B26	15	25:30.932	94.954	-	-	1:40.385	96.540
2	36	S -RJB	Robert HARVEY	Chevron B19	15	25:44.226	94.136	+13.294	+13.294	1:41.736	95.258
3	96	S -RJB	Michelle LIGUORI	Lola T296	15	26:24.590	91.739	+53.658	+40.364	1:44.393	92.834
4	26	S -RJB	George DOUGLAS	Martin BM9/10	15	26:38.307	90.951	+1:07.375	+13.717	1:45.200	92.122
5	34	S -RJB	Andrew SCHRYVER	Chevron B21/23	15	26:57.492	89.872	+1:26.560	+19.185	1:45.605	91.768
6	47	S -RJB	Kevin WILKINS	Chevron B19	15	27:07.231	89.335	+1:36.299	+9.739	1:46.917	90.642
7	2	I -RJB	James LEDAMUN	Chevron B60	14	25:50.194	87.522	1 Lap	1 Lap	1:48.193	89.573
8	44	T -RJB	James SCHRYVER	Chevron B8	14	26:37.708	84.920	+47.514	+47.514	1:52.359	86.252
9	82	T -RJB	Hugh COLMAN	Chevron B8	14	27:20.472	82.706	+1:30.278	+42.764	1:54.289	84.796
10	32	T -RJB	John MOULDS	Crossle 9S	13	25:37.648	81.934	2 Laps	1 Lap	1:56.025	83.527
11	61	T -RJB	Sean McCLURG	Chevron B6	13	25:53.704	81.087	+16.056	+16.056	1:56.768	82.995
12	42	T -RJB	John TAYLOR	Chevron B8	13	25:57.868	80.871	+20.220	+4.164	1:57.768	82.291

Not classified (80% = 12 Laps)

DNF	3	S -RJB	Mike CATLOW	Chevron B19	14	24:43.862	91.435	-	-	1:42.941	94.143
DNF	28	S -RJB	Bob JUGGINS	Coldwell C14B	7	17:08.674	65.947	-	-	1:46.163	91.286
DNF	54	T -RJB	Robert SHAW	Chevron B8	3	6:12.967	77.952	-	-	1:59.654	80.994
DNF	11	T -RJB	David HUDSON	Sturdgess	0	-.----	-	-	-	-.----	-
DNS	31	S -RJB	Steve HODGES	Daren Mk3	0	-.----	-	-	-	-.----	-

Margin of Victory	Avg. Speed	Best Lap Tm	Best Spd	Best Lap by
+13.294	94.954	1:40.385	96.540	[60] John BURTON

Printed: 26/08/2007 16:54:34

Licensed to: MST Sports Timing Ltd

Chief Timekeeper

Orbits 3

Clerk of Course

www.amb-it.com

www.mylaps.com

HSCC Oulton Park Gold Cup

Lapchart


RJB Trophy (race 1)

Oulton Park International 2.692 Miles

Race 8

26/08/2007 16:20

Race (25:00 Time)



Competitors	Laps															
	0	1	2	3	4	5	6	7	8	9	10	11	12	13	14	15
John BURTON (60)	1	60	60	60	60	60	60	60	60	60	60	60	60	60	60	60
Robert HARVEY (36)	2	36	36	36	36	36	36	36	36	36	36	36	36	36	36	36
Michelle LIGUORI (96)	3	96	96	96	3	3	3	3	3	3	3	3	3	3	96	96
Mike CATLOW (3)	4	3	3	3	96	96	96	96	96	96	96	96	96	96	3	26
George DOUGLAS (26)	5	26	26	26	26	26	26	26	26	26	26	26	26	26	26	34
Andrew SCHRYVER (34)	6	34	34	34	34	34	34	34	34	34	34	34	34	34	34	47
Kevin WILKINS (47)	7	47	28	28	47	47	47	47	47	47	47	47	47	47	47	47
Bob JUGGINS (28)	8	28	47	47	2	2	2	2	2	2	2	2	2	2	2	2
James LEDAMUN (2)	9	2	2	2	28	44	44	44	44	44	44	44	44	44	44	44
James SCHRYVER (44)	10	44	44	44	44	82	82	82	82	82	82	82	82	82	82	82
Robert SHAW (54)	11	54	82	82	82	32	32	32	32	32	32	32	32	32	32	32
Hugh COLMAN (82)	12	82	32	32	32	42	61	61	61	61	61	61	61	61	61	61
John TAYLOR (42)	13	42	42	42	42	61	42	42	42	42	42	42	42	42	42	42
John MOULDS (32)	14	32	61	54	61	28	28	28	28							
Sean McCLURG (61)	15	61	54	61	54											
-	16															
-	17															

HSCC Oulton Park Gold Cup

RJB Trophy (race 1)

Oulton Park International 2.692 Miles

Race 8

26/08/2007 16:20

Race (25:00 Time)

Lap	Lap Tm	Diff	Time of Day
(60) John BURTON			
1	1:42.828	+2.443	16:28:00.793
2	1:40.385	-	16:29:41.178
3	1:40.704	+0.319	16:31:21.882
4	1:41.264	+0.879	16:33:03.146
5	1:41.996	+1.611	16:34:45.142
6	1:41.341	+0.956	16:36:26.483
7	1:42.104	+1.719	16:38:08.587
8	1:43.194	+2.809	16:39:51.781
9	1:42.730	+2.345	16:41:34.511
10	1:42.702	+2.317	16:43:17.213
11	1:41.720	+1.335	16:44:58.933
12	1:41.657	+1.272	16:46:40.590
13	1:40.992	+0.607	16:48:21.582
14	1:42.932	+2.547	16:50:04.514
15	1:43.905	+3.520	16:51:48.419

(36) Robert HARVEY			
1	1:44.903	+3.167	16:28:02.869
2	1:42.365	+0.629	16:29:45.234
3	1:42.302	+0.566	16:31:27.536
4	1:43.113	+1.377	16:33:10.649
5	1:42.936	+1.200	16:34:53.585
6	1:42.195	+0.459	16:36:35.780
7	1:41.823	+0.087	16:38:17.603
8	1:41.736	-	16:39:59.339
9	1:42.960	+1.224	16:41:42.299
10	1:42.785	+1.049	16:43:25.084
11	1:42.855	+1.119	16:45:07.939
12	1:43.540	+1.804	16:46:51.479
13	1:43.158	+1.422	16:48:34.637
14	1:43.072	+1.336	16:50:17.709
15	1:44.004	+2.268	16:52:01.713

(96) Michelle LIGUORI			
1	1:46.017	+1.624	16:28:04.655
2	1:44.481	+0.088	16:29:49.136
3	1:46.195	+1.802	16:31:35.331
4	1:45.129	+0.736	16:33:20.460
5	1:44.429	+0.036	16:35:04.889
6	1:44.393	-	16:36:49.282
7	1:46.470	+2.077	16:38:35.752
8	1:45.846	+1.453	16:40:21.598
9	1:46.615	+2.222	16:42:08.213
10	1:45.794	+1.401	16:43:54.007
11	1:45.409	+1.016	16:45:39.416
12	1:45.278	+0.885	16:47:24.694
13	1:45.440	+1.047	16:49:10.134
14	1:45.254	+0.861	16:50:55.388
15	1:46.689	+2.296	16:52:42.077

(26) George DOUGLAS			
1	1:48.799	+3.599	16:28:08.113
2	1:45.651	+0.451	16:29:53.764
3	1:46.605	+1.405	16:31:40.369
4	1:45.200	-	16:33:25.569
5	1:45.592	+0.392	16:35:11.161
6	1:45.274	+0.074	16:36:56.435
7	1:45.858	+0.658	16:38:42.293
8	1:45.593	+0.393	16:40:27.886
9	1:47.140	+1.940	16:42:15.026
10	1:46.912	+1.712	16:44:01.938
11	1:46.430	+1.230	16:45:48.368
12	1:46.073	+0.873	16:47:34.441
13	1:46.562	+1.362	16:49:21.003

Lap	Lap Tm	Diff	Time of Day
14	1:47.199	+1.999	16:51:08.202
15	1:47.592	+2.392	16:52:55.794

(34) Andrew SCHRYVER			
1	1:50.291	+4.686	16:28:09.746
2	1:45.605	-	16:29:55.351
3	1:46.088	+0.483	16:31:41.439
4	1:46.037	+0.432	16:33:27.476
5	1:47.459	+1.854	16:35:14.935
6	1:47.451	+1.846	16:37:02.386
7	1:46.980	+1.375	16:38:49.366
8	1:47.566	+1.961	16:40:36.932
9	1:47.423	+1.818	16:42:24.355
10	1:48.026	+2.421	16:44:12.381
11	1:47.241	+1.636	16:45:59.622
12	1:47.449	+1.844	16:47:47.071
13	1:50.181	+4.576	16:49:37.252
14	1:47.825	+2.220	16:51:25.077
15	1:49.902	+4.297	16:53:14.979

(47) Kevin WILKINS			
1	1:53.463	+6.546	16:28:13.099
2	1:47.436	+0.519	16:30:00.535
3	1:48.804	+1.887	16:31:49.339
4	1:48.221	+1.304	16:33:37.560
5	1:48.478	+1.561	16:35:26.038
6	1:48.384	+1.467	16:37:14.422
7	1:47.585	+0.668	16:39:02.007
8	1:47.691	+0.774	16:40:49.698
9	1:47.977	+1.060	16:42:37.675
10	1:47.477	+0.560	16:44:25.152
11	1:49.027	+2.110	16:46:14.179
12	1:49.014	+2.097	16:48:03.193
13	1:46.917	-	16:49:50.110
14	1:47.461	+0.544	16:51:37.571
15	1:47.147	+0.230	16:53:24.718

(2) James LEDAMUN			
1	1:54.420	+6.227	16:28:14.628
2	1:50.080	+1.887	16:30:04.708
3	1:49.636	+1.443	16:31:54.344
4	1:51.170	+2.977	16:33:45.514
5	1:50.919	+2.726	16:35:36.433
6	1:48.477	+0.284	16:37:24.910
7	1:48.599	+0.406	16:39:13.509
8	1:49.345	+1.152	16:41:02.854
9	1:51.816	+3.623	16:42:54.670
10	1:52.668	+4.475	16:44:47.338
11	1:50.361	+2.168	16:46:37.699
12	1:49.860	+1.667	16:48:27.559
13	1:48.193	-	16:50:15.752
14	1:51.929	+3.736	16:52:07.681

(44) James SCHRYVER			
1	1:55.480	+3.121	16:28:15.814
2	1:54.530	+2.171	16:30:10.344
3	1:53.088	+0.729	16:32:03.432
4	1:52.932	+0.573	16:33:56.364
5	1:54.074	+1.715	16:35:50.438
6	1:53.766	+1.407	16:37:44.204
7	1:53.462	+1.103	16:39:37.666
8	1:54.145	+1.786	16:41:31.811
9	1:54.093	+1.734	16:43:25.904
10	1:52.359	-	16:45:18.263
11	1:54.262	+1.903	16:47:12.525
12	1:53.263	+0.904	16:49:05.788

Lap	Lap Tm	Diff	Time of Day
13	1:54.216	+1.857	16:51:00.004
14	1:55.191	+2.832	16:52:55.195

(82) Hugh COLMAN			
1	1:57.239	+2.950	16:28:18.520
2	1:54.289	-	16:30:12.809
3	1:55.344	+1.055	16:32:08.153
4	1:55.015	+0.726	16:34:03.168
5	1:55.426	+1.137	16:35:58.594
6	1:55.498	+1.209	16:37:54.092
7	1:56.411	+2.122	16:39:50.503
8	2:05.996	+11.707	16:41:56.499
9	1:58.994	+4.705	16:43:55.493
10	1:58.632	+4.343	16:45:54.125
11	1:56.884	+2.595	16:47:51.009
12	1:55.033	+0.744	16:49:46.042
13	1:56.639	+2.350	16:51:42.681
14	1:55.278	+0.989	16:53:37.959

(32) John MOULDS			
1	2:01.770	+5.745	16:28:23.414
2	1:57.524	+1.499	16:30:20.938
3	1:56.908	+0.883	16:32:17.846
4	1:57.930	+1.905	16:34:15.776
5	1:57.556	+1.531	16:36:13.332
6	1:57.755	+1.730	16:38:11.087
7	1:58.688	+2.663	16:40:09.775
8	1:58.954	+2.929	16:42:08.729
9	1:57.753	+1.728	16:44:06.482
10	1:56.858	+0.833	16:46:03.340
11	1:56.025	-	16:47:59.365
12	1:57.142	+1.117	16:49:56.507
13	1:58.628	+2.603	16:51:55.135

(61) Sean McCLURG			
1	2:03.535	+6.767	16:28:25.717
2	2:00.448	+3.680	16:30:26.165
3	1:59.581	+2.813	16:32:25.746
4	1:57.761	+0.993	16:34:23.507
5	1:56.768	-	16:36:20.275
6	1:56.779	+0.011	16:38:17.054
7	2:00.557	+3.789	16:40:17.611
8	1:57.130	+0.362	16:42:14.741
9	1:59.715	+2.947	16:44:14.456
10	1:57.536	+0.768	16:46:11.992
11	1:58.392	+1.624	16:48:10.384
12	1:59.576	+2.808	16:50:09.960
13	2:01.231	+4.463	16:52:11.191

(42) John TAYLOR			
1	2:03.583	+5.815	16:28:25.156
2	1:59.027	+1.259	16:30:24.183
3	1:59.019	+1.251	16:32:23.202
4	1:59.024	+1.256	16:34:22.226
5	1:58.399	+0.631	16:36:20.625
6	1:58.878	+1.110	16:38:19.503
7	1:58.678	+0.910	16:40:18.181
8	2:00.021	+2.253	16:42:18.202
9	1:58.985	+1.217	16:44:17.187
10	1:59.511	+1.743	16:46:16.698
11	1:57.768	-	16:48:14.466
12	1:59.811	+2.043	16:50:14.277
13	2:01.078	+3.310	16:52:15.355

(3) Mike CATLOW			
1	1:46.156	+3.215	16:28:05.069

HSCC Oulton Park Gold Cup

RJB Trophy (race 1)

Oulton Park International 2.692 Miles

Race 8

26/08/2007 16:20

Race (25:00 Time)

Lap	Lap Tm	Diff	Time of Day
2	1:44.350	+1.409	16:29:49.419
3	1:45.478	+2.537	16:31:34.897
4	1:43.346	+0.405	16:33:18.243
5	1:43.575	+0.634	16:35:01.818
6	1:42.941	-	16:36:44.759
7	1:44.067	+1.126	16:38:28.826
8	1:45.398	+2.457	16:40:14.224
9	1:46.352	+3.411	16:42:00.576
10	1:45.238	+2.297	16:43:45.814
11	1:43.550	+0.609	16:45:29.364
12	1:44.268	+1.327	16:47:13.632
13	1:44.644	+1.703	16:48:58.276
p14	2:03.073	+20.132	16:51:01.349

(28) Bob JUGGINS

1	1:51.669	+5.506	16:28:11.648
2	1:46.163	-	16:29:57.811
p3	2:01.020	+14.857	16:31:58.831
4	5:44.941	+3:58.778	16:37:43.772
5	1:46.891	+0.728	16:39:30.663
6	1:46.628	+0.465	16:41:17.291
p7	2:08.870	+22.707	16:43:26.161

(54) Robert SHAW

1	2:05.605	+5.951	16:28:26.355
2	1:59.654	-	16:30:26.009
p3	2:04.445	+4.791	16:32:30.454

Lap	Lap Tm	Diff	Time of Day
-----	--------	------	-------------

Lap	Lap Tm	Diff	Time of Day
-----	--------	------	-------------

HSCC Oulton Park Gold Cup

Sorted on Best Lap time

Classic Racing Cars

Oulton Park International 2.692 Miles

Qualifying

25/08/2007 16:05

Qualify (12:00 Time)

Pos	No.	Class	Name	Car	Laps	Best Tm	Diff	Best Spd	n Lap	2nd Best
1	68	E4 - Clk	Michael SCOTT	Brabham BT30	6	1:54.158	-	84.893	4	1:55.964
2	22	E2 - Clk	Ian GRAY	Brabham BT16	6	1:54.335	+0.177	84.761	2	1:55.079
3	89	PH - Cla	Jorg TOBLER	Chevron B17	6	1:54.688	+0.530	84.501	5	1:55.306
4	96	PH - Cla	Geoffroy RIVET	Brabnam BT28	6	1:55.335	+1.177	84.027	3	1:57.078
5	95	F - Clas	Michael LYONS	Merlyn Mk11A	6	1:56.852	+2.694	82.936	6	1:57.298
6	77	PH - Cla	Francois DE ROSSI	Chevron B17	6	1:57.061	+2.903	82.788	5	1:57.184
7	26	F - Clas	Laurie BENNETT	Elfin 600B	5	1:59.904	+5.746	80.825	4	2:00.592
8	10	PH - Cla	Max BLEES	Brabham BT15	5	2:00.408	+6.250	80.486	4	2:02.880
9	1	E2 - Clk	Cliff GIDDENS	Brabham BT16	5	2:00.473	+6.315	80.443	3	2:01.337
10	93	C - Clas	M WINDSOR-PRICE	Lotus 18	4	2:00.964	+6.806	80.116	4	2:02.033
11	98	PH - Cla	Keith NORMAN	Chevron B15C	5	2:02.027	+7.869	79.418	1	2:02.248
12	62	E2 - Clk	Alasdair PIKE	Brabham BT21	5	2:02.804	+8.646	78.916	5	2:03.426
13	73	E2 - Clk	John RAND	Palliser WDB2	5	2:03.505	+9.347	78.468	5	2:05.691
14	66	F - Clas	Greg THORNTON	Titan Mk4	5	2:04.174	+10.016	78.045	4	2:05.398
15	9	C - Clas	Anthony GODDARD	Merlyn Mk9	5	2:04.414	+10.256	77.895	3	2:04.683
16	87	C - Clas	Stuart HARPER	Kurtis Roadster	5	2:04.554	+10.396	77.807	5	2:04.951
17	91	PH - Cla	Dominique BERTIN	Martini Mk4	5	2:04.630	+10.472	77.760	5	2:04.920
18	37	PH - Cla	Michel RENAUND	Tecno	5	2:04.712	+10.554	77.709	5	2:05.299
19	81	PH - Cla	Stephen WILKINSON	Brabham BT21	5	2:05.171	+11.013	77.424	5	2:06.398
20	12	F - Clas	Alex CLASSICK	Merlyn Mk11A	5	2:05.262	+11.104	77.367	2	2:06.873
21	28	PH - Cla	Richard URWIN	Brabham BT28	5	2:06.867	+12.709	76.389	4	2:07.946
22	8	C - Clas	Rodger NEWMAN	Brabham BT14	5	2:07.690	+13.532	75.896	5	2:09.419
23	14	F - Clas	Roy MACGREGOR	Hawke DL2B	5	2:08.291	+14.133	75.541	3	2:09.651
24	38	C - Clas	Scotty TAYLOR	Cooper T45	5	2:08.378	+14.220	75.490	2	2:09.011
25	17	D - Clas	Grant SAUNDERS	March 703	5	2:09.088	+14.930	75.074	5	2:11.797
26	18	C - Clas	Harvey SYKES	Cooper T43	4	2:09.866	+15.708	74.625	4	2:10.413
27	31	C - Clas	Brian ASHBY	Emeryson F1	5	2:12.591	+18.433	73.091	4	2:13.270
28	27	D - Clas	Peter WILLIAMS	Brabham BT15	4	2:13.907	+19.749	72.373	3	2:14.520
29	32	E2 - Clk	Julian JUDD	Jovis	3	2:16.997	+22.839	70.740	2	2:22.903
30	79	C - Clas	Patrick WALKER	Cooper Bristol MK1	5	2:17.194	+23.036	70.639	1	2:18.817
31	16	D - Clas	Nigel MILLER	Brabham BT21	4	2:19.351	+25.193	69.545	1	2:20.672
32	99	F - Clas	Rachel WOOLLEY	merlyn Mk20	4	2:27.399	+33.241	65.748	4	2:27.798
33	43	C - Clas	Geoff WILLIAMS	Cooper T43	4	2:28.799	+34.641	65.129	1	2:29.286
34	19	C - Clas	Gregg CAWLEY	Cooper T51	3	2:47.895	+53.737	57.722	3	2:55.945

Announcements

Can cars 32 and 93 please fit working transponder

HSCC Oulton Park Gold Cup

Classic Racing Cars

Oulton Park International 2.692 Miles

Qualifying

25/08/2007 16:05

Qualify (12:00 Time)

Lap	Lap Tm	Diff	Time of Day
(68) Michael SCOTT			
1	1:56.082	+1.924	16:02:29.499
2	1:59.655	+5.497	16:04:29.154
3	1:57.511	+3.353	16:06:26.665
4	1:54.158	-	16:08:20.823
5	1:55.964	+1.806	16:10:16.787
6	1:56.969	+2.811	16:12:13.756

Lap	Lap Tm	Diff	Time of Day
(22) Ian GRAY			
1	1:56.979	+2.644	16:02:26.038
2	1:54.335	-	16:04:20.373
3	1:55.079	+0.744	16:06:15.452
4	1:55.760	+1.425	16:08:11.212
5	1:56.808	+2.473	16:10:08.020
6	1:56.315	+1.980	16:12:04.335

Lap	Lap Tm	Diff	Time of Day
(89) Jorg TOBLER			
1	1:56.568	+1.880	16:02:28.624
2	1:57.609	+2.921	16:04:26.233
3	1:55.306	+0.618	16:06:21.539
4	1:58.042	+3.354	16:08:19.581
5	1:54.688	-	16:10:14.269
6	1:58.655	+3.967	16:12:12.924

Lap	Lap Tm	Diff	Time of Day
(96) Geoffroy RIVET			
1	1:57.461	+2.126	16:02:28.258
2	1:59.530	+4.195	16:04:27.788
3	1:55.335	-	16:06:23.123
4	1:57.078	+1.743	16:08:20.201
5	1:57.823	+2.488	16:10:18.024
6	1:57.549	+2.214	16:12:15.573

Lap	Lap Tm	Diff	Time of Day
(95) Michael LYONS			
1	1:58.507	+1.655	16:02:41.754
2	1:57.298	+0.446	16:04:39.052
3	1:57.496	+0.644	16:06:36.548
4	1:58.524	+1.672	16:08:35.072
5	1:57.927	+1.075	16:10:32.999
6	1:56.852	-	16:12:29.851

Lap	Lap Tm	Diff	Time of Day
(77) Francois DE ROSSI			
1	1:58.980	+1.919	16:02:31.893
2	1:59.961	+2.900	16:04:31.854
3	1:58.192	+1.131	16:06:30.046
4	1:59.875	+2.814	16:08:29.921
5	1:57.061	-	16:10:26.982
6	1:57.184	+0.123	16:12:24.166

Lap	Lap Tm	Diff	Time of Day
(26) Laurie BENNETT			
1	2:04.148	+4.244	16:03:12.013
2	2:03.947	+4.043	16:05:15.960
3	2:00.592	+0.688	16:07:16.552
4	1:59.904	-	16:09:16.456
5	2:03.728	+3.824	16:11:20.184

Lap	Lap Tm	Diff	Time of Day
(10) Max BLEES			
1	2:05.013	+4.605	16:03:19.393
2	2:07.889	+7.481	16:05:27.282
3	2:05.826	+5.418	16:07:33.108
4	2:00.408	-	16:09:33.516
5	2:02.880	+2.472	16:11:36.396

Lap	Lap Tm	Diff	Time of Day
(1) Cliff GIDDENS			
1	2:02.489	+2.016	16:02:42.816
2	2:01.337	+0.864	16:04:44.153

Lap	Lap Tm	Diff	Time of Day
3	2:00.473	-	16:06:44.626
4	2:06.313	+5.840	16:08:50.939
5	2:03.683	+3.210	16:10:54.622

Lap	Lap Tm	Diff	Time of Day
(93) M WINDSOR-PRICE			
1	2:02.374	+1.410	16:04:57.380
2	2:03.546	+2.582	16:07:00.926
3	2:02.033	+1.069	16:09:02.959
4	2:00.964	-	16:11:03.923

Lap	Lap Tm	Diff	Time of Day
(98) Keith NORMAN			
1	2:02.027	-	16:03:24.762
2	2:02.248	+0.221	16:05:27.010
3	2:04.017	+1.990	16:07:31.027
4	2:02.355	+0.328	16:09:33.382
5	2:11.350	+9.323	16:11:44.732

Lap	Lap Tm	Diff	Time of Day
(62) Alasdair PIKE			
1	2:07.279	+4.475	16:02:57.256
2	2:03.426	+0.622	16:05:00.682
3	2:07.154	+4.350	16:07:07.836
4	2:04.651	+1.847	16:09:12.487
5	2:02.804	-	16:11:15.291

Lap	Lap Tm	Diff	Time of Day
(73) John RAND			
1	2:06.727	+3.222	16:03:18.548
2	2:08.196	+4.691	16:05:26.744
3	2:10.242	+6.737	16:07:36.986
4	2:05.691	+2.186	16:09:42.677
5	2:03.505	-	16:11:46.182

Lap	Lap Tm	Diff	Time of Day
(66) Greg THORNTON			
1	2:08.878	+4.704	16:03:52.681
2	2:05.398	+1.224	16:05:58.079
3	2:07.232	+3.058	16:08:05.311
4	2:04.174	-	16:10:09.485
5	2:06.216	+2.042	16:12:15.701

Lap	Lap Tm	Diff	Time of Day
(9) Anthony GODDARD			
1	2:06.863	+2.449	16:03:13.279
2	2:10.072	+5.658	16:05:23.351
3	2:04.414	-	16:07:27.765
4	2:04.683	+0.269	16:09:32.448
5	2:05.360	+0.946	16:11:37.808

Lap	Lap Tm	Diff	Time of Day
(87) Stuart HARPER			
1	2:08.406	+3.852	16:03:51.007
2	2:05.374	+0.820	16:05:56.381
3	2:06.328	+1.774	16:08:02.709
4	2:04.951	+0.397	16:10:07.660
5	2:04.554	-	16:12:12.214

Lap	Lap Tm	Diff	Time of Day
(91) Dominique BERTIN			
1	2:08.226	+3.596	16:03:07.148
2	2:09.170	+4.540	16:05:16.318
3	2:05.099	+0.469	16:07:21.417
4	2:04.920	+0.290	16:09:26.337
5	2:04.630	-	16:11:30.967

Lap	Lap Tm	Diff	Time of Day
(37) Michel RENAIVAND			
1	2:06.550	+1.838	16:03:23.008
2	2:05.299	+0.587	16:05:28.307
3	2:10.530	+5.818	16:07:38.837
4	2:06.832	+2.120	16:09:45.669
5	2:04.712	-	16:11:50.381

Lap	Lap Tm	Diff	Time of Day
(81) Stephen WILKINSON			
1	2:09.275	+4.104	16:03:05.345
2	2:09.414	+4.243	16:05:14.759
3	2:06.398	+1.227	16:07:21.157
4	2:06.611	+1.440	16:09:27.768
5	2:05.171	-	16:11:32.939

Lap	Lap Tm	Diff	Time of Day
(12) Alex CLASSICK			
1	2:07.356	+2.094	16:02:54.511
2	2:05.262	-	16:04:59.773
3	2:07.070	+1.808	16:07:06.843
4	2:06.873	+1.611	16:09:13.716
5	2:07.411	+2.149	16:11:21.127

Lap	Lap Tm	Diff	Time of Day
(28) Richard URWIN			
1	2:08.857	+1.990	16:03:24.549
2	2:07.946	+1.079	16:05:32.495
3	2:08.035	+1.168	16:07:40.530
4	2:06.867	-	16:09:47.397
5	2:08.174	+1.307	16:11:55.571

Lap	Lap Tm	Diff	Time of Day
(8) Rodger NEWMAN			
1	2:10.748	+3.058	16:03:12.822
2	2:13.538	+5.848	16:05:26.360
3	2:10.353	+2.663	16:07:36.713
4	2:09.419	+1.729	16:09:46.132
5	2:07.690	-	16:11:53.822

Lap	Lap Tm	Diff	Time of Day
(14) Roy MACGREGOR			
1	2:09.969	+1.678	16:03:10.303
2	2:14.155	+5.864	16:05:24.458
3	2:08.291	-	16:07:32.749
4	2:09.651	+1.360	16:09:42.400
5	2:13.261	+4.970	16:11:55.661

Lap	Lap Tm	Diff	Time of Day
(38) Scotty TAYLOR			
1	2:09.780	+1.402	16:03:00.863
2	2:08.378	-	16:05:09.241
3	2:09.586	+1.208	16:07:18.827
4	2:11.009	+2.631	16:09:29.836
5	2:09.011	+0.633	16:11:38.847

Lap	Lap Tm	Diff	Time of Day
(17) Grant SAUNDERS			
1	2:16.220	+7.132	16:03:44.427
2	2:13.260	+4.172	16:05:57.687
3	2:11.797	+2.709	16:08:09.484
4	2:12.341	+3.253	16:10:21.825
5	2:09.088	-	16:12:30.913

Lap	Lap Tm	Diff	Time of Day
(18) Harvey SYKES			
1	3:45.309	+1:35.443	16:04:32.158
2	2:10.413	+0.547	16:06:42.571
3	2:11.351	+1.485	16:08:53.922
4	2:09.866	-	16:11:03.788

Lap	Lap Tm	Diff	Time of Day
(31) Brian ASHBY			
1	2:16.741	+4.150	16:03:25.038
2	2:15.139	+2.548	16:05:40.177
3	2:15.106	+2.515	16:07:55.283
4	2:12.591	-	16:10:07.874
5	2:13.270	+0.679	16:12:21.144

Lap	Lap Tm	Diff	Time of Day
(27) Peter WILLIAMS			
1	2:16.844	+2.937	16:04:06.163
2	2:15.524	+1.617	16:06:21.687
3	2:13.907	-	16:08:35.594

HSCC Oulton Park Gold Cup

Classic Racing Cars

Oulton Park International 2.692 Miles

Qualifying

25/08/2007 16:05

Qualify (12:00 Time)

Lap	Lap Tm	Diff	Time of Day
4	2:14.520	+0.613	16:10:50.114

(32) Julian JUDD

1	2:22.903	+5.906	16:04:53.277
2	2:16.997	-	16:07:10.274
p3	2:38.962	+21.965	16:09:49.236

(79) Patrick WALKER

1	2:17.194	-	16:03:06.169
2	2:20.013	+2.819	16:05:26.182
3	2:20.175	+2.981	16:07:46.357
4	2:18.817	+1.623	16:10:05.174
5	2:21.400	+4.206	16:12:26.574

(16) Nigel MILLER

1	2:19.351	-	16:03:49.993
2	2:20.672	+1.321	16:06:10.665
3	2:22.139	+2.788	16:08:32.804
4	2:22.969	+3.618	16:10:55.773

(99) Rachel WOOLLEY

1	2:33.362	+5.963	16:04:01.576
2	2:29.746	+2.347	16:06:31.322
3	2:27.798	+0.399	16:08:59.120
4	2:27.399	-	16:11:26.519

(43) Geoff WILLIAMS

1	2:28.799	-	16:04:08.271
2	2:29.286	+0.487	16:06:37.557
3	2:29.732	+0.933	16:09:07.289
4	2:47.620	+18.821	16:11:54.909

(19) Gregg CAWLEY

1	3:03.220	+15.325	16:05:32.830
2	2:55.945	+8.050	16:08:28.775
3	2:47.895	-	16:11:16.670

Lap	Lap Tm	Diff	Time of Day
-----	--------	------	-------------

Lap	Lap Tm	Diff	Time of Day
-----	--------	------	-------------

HSCC Oulton Park Gold Cup

Classic Racing Cars

Oulton Park International 2.692 Miles

Race 9 Amended

25/08/2007 16:05

(20:00 Time)

14
13
12
11
10
9
8
7
6
5
4
3
2
1

[2:16.997] [32] Julian JUDD
<hr/>
27 [2:12.591] [31] Brian ASHBY
<hr/>
25 [2:09.088] [17] Grant SAUNDERS
<hr/>
23 [2:08.291] [14] Roy MACGREGOR
<hr/>
21 [2:06.867] [28] Richard URWIN
<hr/>
19 [2:05.171] [81] Stephen WILKINSON
<hr/>
17 [2:04.630] [91] Dominique BERTIN
<hr/>
15 [2:04.174] [66] Greg THORNTON
<hr/>
13 [2:02.804] [62] Alasdair PIKE
<hr/>
11 [2:00.473] [1] Cliff GIDDENS
<hr/>
9 [1:59.904] [26] Laurie BENNETT
<hr/>
7 [1:56.852] [95] Michael LYONS
<hr/>
5 [1:54.688] [89] Jorg TOBLER
<hr/>
3 [1:54.158] [68] Michael SCOTT
<hr/>
1

[2:17.194] [79] Patrick WALKER
<hr/>
28 [2:13.907] [27] Peter WILLIAMS
<hr/>
26 [2:09.866] [18] Harvey SYKES
<hr/>
24 [2:08.378] [38] Scotty TAYLOR
<hr/>
22 [2:07.690] [8] Rodger NEWMAN
<hr/>
20 [2:05.262] [12] Alex CLASSICK
<hr/>
18 [2:04.712] [37] Michel RENAUVAND
<hr/>
16 [2:04.414] [9] Anthony GODDARD
<hr/>
14 [2:03.505] [73] John RAND
<hr/>
12 [2:02.027] [98] Keith NORMAN
<hr/>
10 [2:00.408] [10] Max BLEES
<hr/>
8 [1:57.061] [77] Francois DE ROSSI
<hr/>
6 [1:55.335] [96] Geoffroy RIVET
<hr/>
4 [1:54.335] [22] Ian GRAY
<hr/>
2

Reserves - Cars 93 87 & 39 in order

HSCC Oulton Park Gold Cup

Classic Racing Cars

Oulton Park International 2.692 Miles

Race 9 Amended

25/08/2007 16:05

(20:00 Time)

19

[39] Michael RICHINGS

37

[2:00.964]

[93] M WINDSOR-PRICE

35

18

[2:04.554]

[87] Stuart HARPER

36

17

33

[2:28.799]

[43] Geoff WILLIAMS

34

[2:47.895]

[19] Gregg CAWLEY

16

31

[2:19.351]

[16] Nigel MILLER

32

[2:27.399]

[99] Rachel WOOLLEY

15

29

30

HSCC Oulton Park Gold Cup

Sorted on Laps

Classic Racing Cars

Oulton Park International 2.692 Miles

Race 9

25/08/2007 17:08

Race (15:00 Time)

Pos	No.	Class	Name	Car	Laps	Total Tm	Avg. Speed	Diff	Gap	Best Tm	Best Spd
1	22	E2 - Cl:	Ian GRAY	Brabham BT16	8	15:22.738	84.021	-	-	1:53.512	85.376
2	96	PH -FJA	Geoffroy RIVET	Brabnam BT28	8	15:24.225	83.886	+1.487	+1.487	1:53.513	85.375
3	95	F - Clas:	Michael LYONS	Merlyn Mk11A	8	15:49.648	81.640	+26.910	+25.423	1:56.738	83.017
4	10	PH -FJA	Max BLEES	Brabham BT15	8	16:09.711	79.951	+46.973	+20.063	1:59.358	81.194
5	98	PH -FJA	Keith NORMAN	Chevron B15C	8	16:12.557	79.717	+49.819	+2.846	1:59.515	81.088
6	93	C - Cla:	M WINDSOR-PRICE	Lotus 18	8	16:12.719	79.704	+49.981	+0.162	1:58.106	82.055
7	1	E2 - Cl:	Cliff GIDDENS	Brabham BT16	8	16:19.001	79.193	+56.263	+6.282	1:59.898	80.829
8	9	C - Cla:	Anthony GODDARD	Merlyn Mk9	8	16:39.673	77.555	+1:16.935	+20.672	2:02.875	78.870
9	12	F - Clas:	Alex CLASSICK	Merlyn Mk11A	8	16:55.037	76.381	+1:32.299	+15.364	2:01.269	79.915
10	81	PH -FJA	Stephen WILKINSON	Brabham BT21	8	16:55.918	76.315	+1:33.180	+0.881	2:02.295	79.244
11	17	PH -FJA	Grant SAUNDERS	March 703	8	16:56.770	76.251	+1:34.032	+0.852	2:02.074	79.388
12	62	E2 - Cl:	Alasdair PIKE	Brabham BT21	8	16:58.088	76.152	+1:35.350	+1.318	1:58.245	81.959
13	87	C - Cla:	Stuart HARPER	Kurtis Roadster	8	17:10.000	75.271	+1:47.262	+11.912	2:04.946	77.563
14	8	C - Cla:	Rodger NEWMAN	Brabham BT14	8	17:16.820	74.776	+1:54.082	+6.820	2:06.111	76.847
15	28	PH -FJA	Richard URWIN	Brabham BT28	8	17:24.945	74.195	+2:02.207	+8.125	2:05.199	77.406
16	18	C - Cla:	Harvey SYKES	Cooper T43	8	17:27.040	74.046	+2:04.302	+2.095	2:06.648	76.521
17	38	C - Cla:	Scotty TAYLOR	Cooper T45	7	15:34.290	72.610	1 Lap	1 Lap	2:10.504	74.260
18	39	F - Clas:	Michael RICHINGS	Alexis MK15	7	15:53.665	71.134	+19.375	+19.375	2:13.218	72.747
19	27	PH -FJA	Peter WILLIAMS	Brabham BT15	7	16:02.139	70.508	+27.849	+8.474	2:14.150	72.242
20	16	PH -FJA	Nigel MILLER	Brabham BT21	7	16:28.883	68.601	+54.593	+26.744	2:16.383	71.059
21	43	C - Cla:	Geoff WILLIAMS	Cooper T43	7	17:16.807	65.430	+1:42.517	+47.924	2:22.633	67.945
22	99	F - Clas:	Rachel WOOLLEY	merlyn Mk20	7	17:19.484	65.262	+1:45.194	+2.677	2:24.287	67.166
23	19	C - Cla:	Gregg CAWLEY	Cooper T51	6	17:07.803	56.574	2 Laps	1 Lap	2:44.516	58.907

Not classified (80% = 6 Laps)

24	32	E2 - Cl:	Julian JUDD	Jovis	3	7:50.350	61.813	5 Laps	3 Laps	2:30.592	64.354
25	37	PH -FJA	Michel RENAIVAND	Tecno	0	4.929	-	8 Laps	3 Laps	-.---	-
26	79	C - Cla:	Patrick WALKER	Cooper Bristol MK1	0	8.421	-	+3.492	+3.492	-.---	-
DNS	31	C - Cla:	Brian ASHBY	Emeryson F1	0	-.---	-	-	-	-.---	-
DNS	73	E2 - Cl:	John RAND	Palliser WDB2	0	-.---	-	-	-	-.---	-
DNS	68	E4 - Cl:	Michael SCOTT	Brabham BT30	0	-.---	-	-	-	-.---	-
DNS	14	F - Clas:	Roy MACGREGOR	Hawke DL2B	0	-.---	-	-	-	-.---	-
DNS	26	F - Clas:	Laurie BENNETT	Elfin 600B	0	-.---	-	-	-	-.---	-
DNS	66	F - Clas:	Greg THORNTON	Titan Mk4	0	-.---	-	-	-	-.---	-
DNS	77	PH -FJA	Francois DE ROSSI	Chevron B17	0	-.---	-	-	-	-.---	-
DNS	89	PH -FJA	Jorg TOBLER	Chevron B17	0	-.---	-	-	-	-.---	-
DNS	91	PH -FJA	Dominique BERTIN	Martini Mk4	0	-.---	-	-	-	-.---	-

Margin of Victory	Avg. Speed	Best Lap Tm	Best Spd	Best Lap by
+1.487	84.021	1:53.512	85.376	[22] Ian GRAY

Printed: 26/08/2007 17:40:43

Licensed to: MST Sports Timing Ltd

Chief Timekeeper

Orbits 3

Clerk of Course

www.amb-it.com

www.mylaps.com

HSCC Oulton Park Gold Cup

Lapchart


Classic Racing Cars

Oulton Park International 2.692 Miles

Race 9

25/08/2007 17:08

Race (15:00 Time)



Competitors	Laps								
	0	1	2	3	4	5	6	7	8
Ian GRAY (22)	1	22	22	22	22	22	22	22	22
Geoffroy RIVET (96)	2	96	96	96	96	96	96	96	96
Michael LYONS (95)	3	95	95	95	95	95	95	95	95
Max BLEES (10)	4	10	10	10	10	10	10	10	10
Cliff GIDDENS (1)	5	1	1	98	98	98	98	98	98
Keith NORMAN (98)	6	98	62	1	1	1	1	93	93
Alasdair PIKE (62)	7	62	98	9	93	93	93	1	1
Anthony GODDARD (9)	8	9	9	93	12	12	9	9	9
Michel RENAVAND (37)	9	37	93	12	9	9	12	12	12
Rodger NEWMAN (8)	10	8	12	8	81	81	81	81	81
Stephen WILKINSON (81)	11	81	8	81	17	17	17	17	17
Richard URWIN (28)	12	28	81	17	87	87	87	62	62
Alex CLASSICK (12)	13	12	38	87	8	8	62	62	87
Scotty TAYLOR (38)	14	38	17	38	18	62	8	8	8
Grant SAUNDERS (17)	15	17	87	18	38	18	18	18	28
M WINDSOR-PRICE (93)	16	93	28	28	28	28	28	28	18
Peter WILLIAMS (27)	17	27	18	39	62	38	38	38	38
Harvey SYKES (18)	18	18	39	62	39	39	39	39	39
Patrick WALKER (79)	19	79	27	27	27	27	27	27	27
Julian JUDD (32)	20	32	16	16	16	16	16	16	16
Michael RICHINGS (39)	21	39	99	99	99	99	99	99	43
Nigel MILLER (16)	22	16	32	43	43	43	43	43	99
Rachel WOOLLEY (99)	23	99	43	32	32	19	19	19	
Stuart HARPER (87)	24	87	19	19	19				
Geoff WILLIAMS (43)	25	43							
Gregg CAWLEY (19)	26	19							
-	27								
-	28								
-	29								
-	30								
-	31								
-	32								
-	33								
-	34								
-	35								

HSCC Oulton Park Gold Cup

Classic Racing Cars

Oulton Park International 2.692 Miles

Race 9

25/08/2007 17:08

Race (15:00 Time)

Lap	Lap Tm	Diff	Time of Day
(22) Ian GRAY			
1	2:01.555	+8.043	17:23:44.036
2	1:55.175	+1.663	17:25:39.211
3	1:54.199	+0.687	17:27:33.410
4	1:53.512	-	17:29:26.922
5	1:55.042	+1.530	17:31:21.964
6	1:54.271	+0.759	17:33:16.235
7	1:54.368	+0.856	17:35:10.603
8	1:54.615	+1.103	17:37:05.218
(96) Geoffroy RIVET			
1	2:01.574	+8.061	17:23:44.056
2	1:56.458	+2.945	17:25:40.514
3	1:54.152	+0.639	17:27:34.666
4	1:53.513	-	17:29:28.179
5	1:55.135	+1.622	17:31:23.314
6	1:53.679	+0.166	17:33:16.993
7	1:55.899	+2.386	17:35:12.892
8	1:53.813	+0.300	17:37:06.705
(95) Michael LYONS			
1	2:00.930	+4.192	17:23:46.205
2	1:57.083	+0.345	17:25:43.288
3	1:56.738	-	17:27:40.026
4	1:58.033	+1.295	17:29:38.059
5	1:57.682	+0.944	17:31:35.741
6	1:59.651	+2.913	17:33:35.392
7	1:58.133	+1.395	17:35:33.525
8	1:58.603	+1.865	17:37:32.128
(10) Max BLEES			
1	2:03.969	+4.611	17:23:50.258
2	1:59.804	+0.446	17:25:50.062
3	2:00.013	+0.655	17:27:50.075
4	1:59.358	-	17:29:49.433
5	2:00.384	+1.026	17:31:49.817
6	2:01.463	+2.105	17:33:51.280
7	2:00.129	+0.771	17:35:51.409
8	2:00.782	+1.424	17:37:52.191
(98) Keith NORMAN			
1	2:05.519	+6.004	17:23:52.209
2	2:01.296	+1.781	17:25:53.505
3	2:00.168	+0.653	17:27:53.673
4	2:00.294	+0.779	17:29:53.967
5	1:59.515	-	17:31:53.482
6	2:01.540	+2.025	17:33:55.022
7	2:00.374	+0.859	17:35:55.396
8	1:59.641	+0.126	17:37:55.037
(93) M WINDSOR-PRICE			
1	2:05.159	+7.053	17:23:54.958
2	2:03.177	+5.071	17:25:58.135
3	2:02.435	+4.329	17:28:00.570
4	2:00.753	+2.647	17:30:01.323
5	1:58.824	+0.718	17:32:00.147
6	1:58.735	+0.629	17:33:58.882
7	1:58.211	+0.105	17:35:57.093
8	1:58.106	-	17:37:55.199
(1) Cliff GIDDENS			
1	2:04.300	+4.402	17:23:50.754
2	2:03.473	+3.575	17:25:54.227
3	1:59.898	-	17:27:54.125
4	2:00.865	+0.967	17:29:54.990

Lap	Lap Tm	Diff	Time of Day
5	2:00.521	+0.623	17:31:55.511
6	2:02.701	+2.803	17:33:58.212
7	2:00.962	+1.064	17:35:59.174
8	2:02.307	+2.409	17:38:01.481
(9) Anthony GODDARD			
1	2:05.839	+2.964	17:23:52.974
2	2:05.038	+2.163	17:25:58.012
3	2:05.222	+2.347	17:28:03.234
4	2:03.844	+0.969	17:30:07.078
5	2:02.875	-	17:32:09.953
6	2:04.427	+1.552	17:34:14.380
7	2:04.308	+1.433	17:36:18.688
8	2:03.465	+0.590	17:38:22.153
(12) Alex CLASSICK			
1	2:06.566	+5.297	17:23:55.089
2	2:04.391	+3.122	17:25:59.480
3	2:02.775	+1.506	17:28:02.255
4	2:01.269	-	17:30:03.524
5	2:22.419	+21.150	17:32:25.943
6	2:03.327	+2.058	17:34:29.270
7	2:03.604	+2.335	17:36:32.874
8	2:04.643	+3.374	17:38:37.517
(81) Stephen WILKINSON			
1	2:12.396	+10.101	17:24:00.621
2	2:12.315	+10.020	17:26:12.936
3	2:07.235	+4.940	17:28:20.171
4	2:05.286	+2.991	17:30:25.457
5	2:04.056	+1.761	17:32:29.513
6	2:02.570	+0.275	17:34:32.083
7	2:02.295	-	17:36:34.378
8	2:04.020	+1.725	17:38:38.398
(17) Grant SAUNDERS			
1	2:14.510	+12.436	17:24:03.323
2	2:11.230	+9.156	17:26:14.553
3	2:06.038	+3.964	17:28:20.591
4	2:05.368	+3.294	17:30:25.959
5	2:05.260	+3.186	17:32:31.219
6	2:02.074	-	17:34:33.293
7	2:02.493	+0.419	17:36:35.786
8	2:03.464	+1.390	17:38:39.250
(62) Alasdair PIKE			
1	2:04.418	+6.173	17:23:51.386
2	2:39.031	+40.786	17:26:30.417
3	2:00.028	+1.783	17:28:30.445
4	2:01.809	+3.564	17:30:32.254
5	2:02.983	+4.738	17:32:35.237
6	2:04.925	+6.680	17:34:40.162
7	1:58.245	-	17:36:38.407
8	2:02.161	+3.916	17:38:40.568
(87) Stuart HARPER			
1	2:12.273	+7.327	17:24:03.940
2	2:12.274	+7.328	17:26:16.214
3	2:06.784	+1.838	17:28:22.998
4	2:05.155	+0.209	17:30:28.153
5	2:06.535	+1.589	17:32:34.688
6	2:04.946	-	17:34:39.634
7	2:05.751	+0.805	17:36:45.385
8	2:07.095	+2.149	17:38:52.480
(8) Rodger NEWMAN			

Lap	Lap Tm	Diff	Time of Day
1	2:11.616	+5.505	17:23:59.809
2	2:12.512	+6.401	17:26:12.321
3	2:11.446	+5.335	17:28:23.767
4	2:08.301	+2.190	17:30:32.068
5	2:07.869	+1.758	17:32:39.937
6	2:06.432	+0.321	17:34:46.369
7	2:06.111	-	17:36:52.480
8	2:06.820	+0.709	17:38:59.300
(28) Richard URWIN			
1	2:16.507	+11.308	17:24:04.993
2	2:13.994	+8.795	17:26:18.987
3	2:11.015	+5.816	17:28:30.002
4	2:09.601	+4.402	17:30:39.603
5	2:07.700	+2.501	17:32:47.303
6	2:05.199	-	17:34:52.502
7	2:06.993	+1.794	17:36:59.495
8	2:07.930	+2.731	17:39:07.425
(18) Harvey SYKES			
1	2:14.776	+8.128	17:24:05.169
2	2:12.500	+5.852	17:26:17.669
3	2:10.396	+3.748	17:28:28.065
4	2:07.157	+0.509	17:30:35.222
5	2:08.333	+1.685	17:32:43.555
6	2:06.648	-	17:34:50.203
7	2:08.858	+2.210	17:36:59.061
8	2:10.459	+3.811	17:39:09.520
(38) Scotty TAYLOR			
1	2:13.922	+3.418	17:24:02.709
2	2:14.469	+3.965	17:26:17.178
3	2:12.013	+1.509	17:28:29.191
4	2:11.343	+0.839	17:30:40.534
5	2:13.473	+2.969	17:32:54.007
6	2:10.504	-	17:35:04.511
7	2:12.259	+1.755	17:37:16.770
(39) Michael RICHINGS			
1	2:17.894	+4.676	17:24:09.138
2	2:13.540	+0.322	17:26:22.678
3	2:13.218	-	17:28:35.896
4	2:18.673	+5.455	17:30:54.569
5	2:13.295	+0.077	17:33:07.864
6	2:14.446	+1.228	17:35:22.310
7	2:13.835	+0.617	17:37:36.145
(27) Peter WILLIAMS			
1	2:21.623	+7.473	17:24:11.660
2	2:18.890	+4.740	17:26:30.550
3	2:15.347	+1.197	17:28:45.897
4	2:15.087	+0.937	17:31:00.984
5	2:15.190	+1.040	17:33:16.174
6	2:14.295	+0.145	17:35:30.469
7	2:14.150	-	17:37:44.619
(16) Nigel MILLER			
1	2:22.662	+6.279	17:24:14.006
2	2:20.943	+4.560	17:26:34.949
3	2:17.318	+0.935	17:28:52.267
4	2:16.383	-	17:31:08.650
5	2:19.997	+3.614	17:33:28.647
6	2:18.721	+2.338	17:35:47.368
7	2:23.995	+7.612	17:38:11.363
(43) Geoff WILLIAMS			

HSCC Oulton Park Gold Cup

Classic Racing Cars

Oulton Park International 2.692 Miles

Race 9

25/08/2007 17:08

Race (15:00 Time)

Lap	Lap Tm	Diff	Time of Day
1	2:30.803	+8.170	17:24:23.589
2	2:28.269	+5.636	17:26:51.858
3	2:25.367	+2.734	17:29:17.225
4	2:25.340	+2.707	17:31:42.565
5	2:25.611	+2.978	17:34:08.176
6	2:22.633	-	17:36:30.809
7	2:28.478	+5.845	17:38:59.287

(99) Rachel WOOLLEY

1	2:29.594	+5.307	17:24:20.981
2	2:25.993	+1.706	17:26:46.974
3	2:24.287	-	17:29:11.261
4	2:25.706	+1.419	17:31:36.967
5	2:26.258	+1.971	17:34:03.225
6	2:26.437	+2.150	17:36:29.662
7	2:32.302	+8.015	17:39:01.964

(19) Gregg CAWLEY

1	2:48.491	+3.975	17:24:45.115
2	2:48.839	+4.323	17:27:33.954
3	2:58.881	+14.365	17:30:32.835
4	2:44.516	-	17:33:17.351
5	2:47.388	+2.872	17:36:04.739
6	2:45.544	+1.028	17:38:50.283

(32) Julian JUDD

1	2:30.592	-	17:24:21.494
2	2:31.094	+0.502	17:26:52.588
p3	2:40.242	+9.650	17:29:32.830

Lap	Lap Tm	Diff	Time of Day
-----	--------	------	-------------

Lap	Lap Tm	Diff	Time of Day
-----	--------	------	-------------

HSCC Oulton Park Gold Cup**Sorted on Best Lap time****Guards Trophy GTSR (race A)****Oulton Park International 2.692 Miles****Qualifying****25/08/2007 16:30****Qualify (25:00 Time)**

Pos	No.	Class	Name	Car	Laps	Best Tm	Diff	Best Spd	n Lap	2nd Best
1	44	SRD -GUA	James SCHRYVER	Chevron B8	9	1:51.136	-	87.201	8	1:52.060
2	61	SRD -GUA	THOMPSON/MCCLURG	Chevron B6	11	1:55.045	+3.909	84.238	4	1:57.801
3	54	SRD -GUA	Robert SHAW	Chevron B8	6	1:55.158	+4.022	84.156	1	1:55.841
4	2	SRE -GUA	Stuart TIZZARD	Lenham Spider	12	1:56.841	+5.705	82.943	3	1:57.250
5	42	SRD -GUA	John TAYLOR	Chevron B8	5	1:57.582	+6.446	82.421	2	1:57.596
6	95	SRB -GUA	Denis WELCH	Lotus 23B	12	1:57.763	+6.627	82.294	5	1:58.661
7	30	SRD -GUA	Jim CHAPMAN	Ginetta G16	11	1:58.063	+6.927	82.085	10	1:58.207
8	25	SRB -GUA	Michael HIBBERD	Lotus 23B	11	1:59.174	+8.038	81.320	11	1:59.574
9	70	SRB -GUA	Clive WILSON	Elva Mk7	11	2:00.879	+9.743	80.173	10	2:01.087
10	1	C2 -GUA	Les ELY	Jaguar E-Type	10	2:02.037	+10.901	79.412	3	2:02.230
11	56	C2 -GUA	Mike NEWMAN	Jaguar E Type	4	2:02.058	+10.922	79.398	3	2:03.138
12	93	SRE -GUA	DOUGLAS/FEARON	Ginetta G12	10	2:03.059	+11.923	78.752	10	2:07.302
13	11	SRB -GUA	Andy SHEPHERD	Lotus 23C	11	2:04.027	+12.891	78.138	3	2:04.945
14	3	SRD -GUA	Bill KIRKPATRICK	Elva Mk7S	8	2:04.239	+13.103	78.004	1	2:04.993
15	58	C2 -GUA	Harry WYNDHAM	Jaguar E-Type	10	2:04.695	+13.559	77.719	10	2:04.759
16	77	B1 -GUA	EDWARDS/WINDSOR-PE	Lotus 26R	9	2:05.191	+14.055	77.411	8	2:05.835
17	87	B1 -GUA	Al FLEMING	Lotus Elan 26R	4	2:07.184	+16.048	76.198	4	2:10.232
18	67	B1 -GUA	Andrew SMITH	Marcos 1800GT	8	2:07.549	+16.413	75.980	4	2:08.593
19	24	SRB -GUA	Jason WILLIAMS	Merlyn Mk6	1	2:08.390	+17.254	75.483	1	----
20	26	B1 -GUA	SEAMAN/BAGNALL	Lotus Elan 26R	10	2:09.085	+17.949	75.076	10	2:11.451
21	29	SRA -GUA	Ivan DUTTON	Lotus 11	11	2:10.228	+19.092	74.417	10	2:10.468
22	59	A1 -GUA	Robin LONGDON	Lotus Elite	6	2:10.899	+19.763	74.036	3	2:11.171
23	55	C2 -GUA	CASTALDINI/CASTALDIN	Jaguar E Type	7	2:12.700	+21.564	73.031	1	2:13.469
24	79	B3 -GUA	ROSS-JONES/ROSS-JONI	Triumph TR4	9	2:13.372	+22.236	72.663	8	2:14.056
25	10	B3 -GUA	Karl WETHERELL	Triumph TR4	10	2:15.640	+24.504	71.448	9	2:15.761
26	20	A1 -GUA	HILL/MONK	Lotus Elite	9	2:15.746	+24.610	71.392	8	2:16.954
27	96	B2 -GUA	Dick GRAINGER	Porsche 911	10	2:21.040	+29.904	68.712	8	2:22.180
28	47	B2 -GUA	Peter TOGNOLA	Porsche 911	6	2:27.393	+36.257	65.751	2	2:28.889
29	21	B2 -GUA	Robert BARRIE	Porsche 911S	1	2:29.929	+38.793	64.639	1	----

Announcements

Can car 24 please fit working transponder

HSCC Oulton Park Gold Cup

Guards Trophy GTSR (race A)

Oulton Park International 2.692 Miles

Qualifying

25/08/2007 16:30

Qualify (25:00 Time)

Lap	Lap Tm	Diff	Time of Day
(44) James SCHRYVER			
1	1:52.939	+1.803	16:24:13.374
2	1:54.287	+3.151	16:26:07.661
3	1:52.068	+0.932	16:27:59.729
4	1:53.421	+2.285	16:29:53.150
5	1:57.349	+6.213	16:31:50.499
6	1:59.285	+8.149	16:33:49.784
7	1:52.060	+0.924	16:35:41.844
8	1:51.136	-	16:37:32.980
p9	2:08.849	+17.713	16:39:41.829

Lap	Lap Tm	Diff	Time of Day
(61) THOMPSON/MCCLURG			
1	1:57.840	+2.795	16:24:22.837
2	1:58.013	+2.968	16:26:20.850
3	1:57.801	+2.756	16:28:18.651
4	1:55.045	-	16:30:13.696
p5	2:16.978	+21.933	16:32:30.674
6	3:13.646	+1:18.601	16:35:44.320
7	2:00.799	+5.754	16:37:45.119
8	2:00.368	+5.323	16:39:45.487
9	2:01.318	+6.273	16:41:46.805
10	2:01.439	+6.394	16:43:48.244
11	2:01.287	+6.242	16:45:49.531

Lap	Lap Tm	Diff	Time of Day
(54) Robert SHAW			
1	1:55.158	-	16:24:16.127
2	1:55.912	+0.754	16:26:12.039
3	1:59.331	+4.173	16:28:11.370
4	1:55.841	+0.683	16:30:07.211
5	2:01.343	+6.185	16:32:08.554
p6	2:15.176	+20.018	16:34:23.730

Lap	Lap Tm	Diff	Time of Day
(2) Stuart TIZZARD			
1	2:01.935	+5.094	16:23:33.721
2	1:59.442	+2.601	16:25:33.163
3	1:56.841	-	16:27:30.004
4	1:58.286	+1.445	16:29:28.290
5	1:57.250	+0.409	16:31:25.540
6	2:10.035	+13.194	16:33:35.575
7	2:07.813	+10.972	16:35:43.888
8	1:58.438	+1.597	16:37:41.826
9	1:58.205	+1.364	16:39:40.031
10	1:59.411	+2.570	16:41:39.442
11	1:57.843	+1.002	16:43:37.285
12	1:57.549	+0.708	16:45:34.834

Lap	Lap Tm	Diff	Time of Day
(42) John TAYLOR			
1	2:01.979	+4.397	16:24:42.800
2	1:57.582	-	16:26:40.382
3	2:00.617	+3.035	16:28:40.999
4	1:57.596	+0.014	16:30:38.595
p5	2:20.428	+22.846	16:32:59.023

Lap	Lap Tm	Diff	Time of Day
(95) Denis WELCH			
1	1:59.612	+1.849	16:23:24.904
2	1:59.333	+1.570	16:25:24.237
3	1:59.405	+1.642	16:27:23.642
4	1:59.042	+1.279	16:29:22.684
5	1:57.763	-	16:31:20.447
6	2:01.468	+3.705	16:33:21.915
7	2:02.492	+4.729	16:35:24.407
8	2:01.544	+3.781	16:37:25.951
9	2:01.735	+3.972	16:39:27.686
10	1:58.661	+0.898	16:41:26.347
11	1:59.863	+2.100	16:43:26.210

Lap	Lap Tm	Diff	Time of Day
12	1:59.208	+1.445	16:45:25.418
(30) Jim CHAPMAN			
1	2:04.152	+6.089	16:23:35.712
2	2:01.977	+3.914	16:25:37.689
3	2:02.557	+4.494	16:27:40.246
4	2:05.203	+7.140	16:29:45.449
5	2:15.638	+17.575	16:32:01.087
6	2:06.544	+8.481	16:34:07.631
7	2:09.944	+11.881	16:36:17.575
8	2:00.890	+2.827	16:38:18.465
9	1:59.724	+1.661	16:40:18.189
10	1:58.063	-	16:42:16.252
11	1:58.207	+0.144	16:44:14.459

Lap	Lap Tm	Diff	Time of Day
(25) Michael HIBBERD			
1	2:03.762	+4.588	16:23:35.061
2	2:01.791	+2.617	16:25:36.852
3	2:02.806	+3.632	16:27:39.658
4	2:02.542	+3.368	16:29:42.200
5	2:06.157	+6.983	16:31:48.357
6	2:07.850	+8.676	16:33:56.207
7	2:01.642	+2.468	16:35:57.849
8	1:59.888	+0.714	16:37:57.737
9	2:00.088	+0.914	16:39:57.825
10	1:59.574	+0.400	16:41:57.399
11	1:59.174	-	16:43:56.573

Lap	Lap Tm	Diff	Time of Day
(70) Clive WILSON			
1	2:08.932	+8.053	16:24:03.535
2	2:08.148	+7.269	16:26:11.683
3	2:06.521	+5.642	16:28:18.204
4	2:04.688	+3.809	16:30:22.892
5	2:01.728	+0.849	16:32:24.620
6	2:07.379	+6.500	16:34:31.999
7	2:09.380	+8.501	16:36:41.379
8	2:04.655	+3.776	16:38:46.034
9	2:02.729	+1.850	16:40:48.763
10	2:00.879	-	16:42:49.642
11	2:01.087	+0.208	16:44:50.729

Lap	Lap Tm	Diff	Time of Day
(1) Les ELY			
1	2:05.225	+3.188	16:23:58.876
2	2:08.086	+6.049	16:26:06.962
3	2:02.037	-	16:28:08.999
4	2:02.230	+0.193	16:30:11.229
5	2:05.327	+3.290	16:32:16.556
p6	2:16.657	+14.620	16:34:33.213
7	3:37.037	+1:35.000	16:38:10.250
8	2:12.152	+10.115	16:40:22.402
9	2:05.385	+3.348	16:42:27.787
10	2:05.649	+3.612	16:44:33.436

Lap	Lap Tm	Diff	Time of Day
(56) Mike NEWMAN			
1	2:05.404	+3.346	16:24:22.688
2	2:03.138	+1.080	16:26:25.826
3	2:02.058	-	16:28:27.884
p4	2:17.378	+15.320	16:30:45.262

Lap	Lap Tm	Diff	Time of Day
(93) DOUGLAS/FEARON			
1	2:23.339	+20.280	16:25:08.956
2	2:14.735	+11.676	16:27:23.691
3	2:13.453	+10.394	16:29:37.144
4	2:15.560	+12.501	16:31:52.704
5	2:16.407	+13.348	16:34:09.111
6	2:11.987	+8.928	16:36:21.098

Lap	Lap Tm	Diff	Time of Day
7	2:08.335	+5.276	16:38:29.433
8	2:07.302	+4.243	16:40:36.735
9	2:09.000	+5.941	16:42:45.735
10	2:03.059	-	16:44:48.794

Lap	Lap Tm	Diff	Time of Day
(11) Andy SHEPHERD			
1	2:06.805	+2.778	16:23:50.621
2	2:04.945	+0.918	16:25:55.566
3	2:04.027	-	16:27:59.593
4	2:06.478	+2.451	16:30:06.071
5	2:11.061	+7.034	16:32:17.132
6	2:13.648	+9.621	16:34:30.780
7	2:11.453	+7.426	16:36:42.233
8	2:06.093	+2.066	16:38:48.326
9	2:05.998	+1.971	16:40:54.324
10	2:05.486	+1.459	16:42:59.810
11	2:10.342	+6.315	16:45:10.152

Lap	Lap Tm	Diff	Time of Day
(3) Bill KIRKPATRICK			
1	2:04.239	-	16:23:41.947
2	2:04.993	+0.754	16:25:46.940
3	2:05.084	+0.845	16:27:52.024
4	2:11.166	+6.927	16:30:03.190
5	2:13.160	+8.921	16:32:16.350
6	2:13.409	+9.170	16:34:29.759
7	2:17.336	+13.097	16:36:47.095
p8	2:54.082	+49.843	16:39:41.177

Lap	Lap Tm	Diff	Time of Day
(58) Harry WYNDHAM			
1	3:09.218	+1:04.523	16:25:35.836
2	2:11.039	+6.344	16:27:46.875
3	2:11.459	+6.764	16:29:58.334
4	2:08.199	+3.504	16:32:06.533
5	2:13.018	+8.323	16:34:19.551
6	2:07.040	+2.345	16:36:26.591
7	2:06.222	+1.527	16:38:32.813
8	2:04.759	+0.064	16:40:37.572
9	2:05.389	+0.694	16:42:42.961
10	2:04.695	-	16:44:47.656

Lap	Lap Tm	Diff	Time of Day
(77) EDWARDS/WINDSOR-PRICE			
1	2:32.283	+27.092	16:25:10.053
2	2:23.406	+18.215	16:27:33.459
3	2:25.386	+20.195	16:29:58.845
p4	2:29.776	+24.585	16:32:28.621
5	3:48.548	+1:43.357	16:36:17.169
6	2:07.773	+2.582	16:38:24.942
7	2:06.520	+1.329	16:40:31.462
8	2:05.191	-	16:42:36.653
9	2:05.835	+0.644	16:44:42.488

Lap	Lap Tm	Diff	Time of Day
(87) AI FLEMING			
1	2:10.232	+3.048	16:23:57.007
2	2:13.915	+6.731	16:26:10.922
3	2:11.436	+4.252	16:28:22.358
4	2:07.184	-	16:30:29.542

Lap	Lap Tm	Diff	Time of Day
(67) Andrew SMITH			
1	2:12.455	+4.906	16:24:01.967
2	2:12.922	+5.373	16:26:14.889
3	2:08.593	+1.044	16:28:23.482
4	2:07.549	-	16:30:31.031
p5	2:25.358	+17.809	16:32:56.389
6	5:03.709	+2:56.160	16:38:00.098
7	2:09.339	+1.790	16:40:09.437
p8	2:29.587	+22.038	16:42:39.024

HSCC Oulton Park Gold Cup

Guards Trophy GTSR (race A)

Oulton Park International 2.692 Miles

Qualifying

25/08/2007 16:30

Qualify (25:00 Time)

Lap	Lap Tm	Diff	Time of Day
(24) Jason WILLIAMS			
1	2:08.390	-	16:26:44.357

Lap	Lap Tm	Diff	Time of Day
(26) SEAMAN/BAGNALL			
1	2:19.892	+10.807	16:24:10.064
2	2:18.034	+8.949	16:26:28.098
3	2:19.273	+10.188	16:28:47.371
4	2:14.181	+5.096	16:31:01.552
p5	2:36.731	+27.646	16:33:38.283
6	3:38.665	+1:29.580	16:37:16.948
7	2:13.814	+4.729	16:39:30.762
8	2:11.451	+2.366	16:41:42.213
9	2:11.469	+2.384	16:43:53.682
10	2:09.085	-	16:46:02.767

Lap	Lap Tm	Diff	Time of Day
(29) Ivan DUTTON			
1	2:10.468	+0.240	16:23:50.155
2	2:10.573	+0.345	16:26:00.728
3	2:10.765	+0.537	16:28:11.493
4	2:10.725	+0.497	16:30:22.218
5	2:10.524	+0.296	16:32:32.742
6	2:13.759	+3.531	16:34:46.501
7	2:11.363	+1.135	16:36:57.864
8	2:11.309	+1.081	16:39:09.173
9	2:13.645	+3.417	16:41:22.818
10	2:10.228	-	16:43:33.046
11	2:12.615	+2.387	16:45:45.661

Lap	Lap Tm	Diff	Time of Day
(59) Robin LONGDON			
1	2:16.068	+5.169	16:24:40.891
2	2:11.171	+0.272	16:26:52.062
3	2:10.899	-	16:29:02.961
4	2:12.050	+1.151	16:31:15.011
5	2:15.590	+4.691	16:33:30.601
p6	2:19.722	+8.823	16:35:50.323

Lap	Lap Tm	Diff	Time of Day
(55) CASTALDINI/CASTALDINI			
1	2:12.700	-	16:23:56.213
2	2:13.469	+0.769	16:26:09.682
p3	2:19.154	+6.454	16:28:28.836
4	3:28.139	+1:15.439	16:31:56.975
5	2:26.184	+13.484	16:34:23.159
6	2:23.063	+10.363	16:36:46.222
p7	2:37.936	+25.236	16:39:24.158

Lap	Lap Tm	Diff	Time of Day
(79) ROSS-JONES/ROSS-JONES			
1	2:28.712	+15.340	16:25:11.795
2	2:25.507	+12.135	16:27:37.302
3	2:25.624	+12.252	16:30:02.926
4	2:23.230	+9.858	16:32:26.156
p5	2:33.280	+19.908	16:34:59.436
6	3:43.777	+1:30.405	16:38:43.213
7	2:15.703	+2.331	16:40:58.916
8	2:13.372	-	16:43:12.288
9	2:14.056	+0.684	16:45:26.344

Lap	Lap Tm	Diff	Time of Day
(10) Karl WETHERELL			
1	2:20.114	+4.474	16:24:58.059
2	2:17.805	+2.165	16:27:15.864
3	2:16.487	+0.847	16:29:32.351
4	2:17.913	+2.273	16:31:50.264
5	2:20.751	+5.111	16:34:11.015
6	2:18.540	+2.900	16:36:29.555
7	2:16.316	+0.676	16:38:45.871
8	2:16.116	+0.476	16:41:01.987

Lap	Lap Tm	Diff	Time of Day
9	2:15.640	-	16:43:17.627
10	2:15.761	+0.121	16:45:33.388

Lap	Lap Tm	Diff	Time of Day
(20) HILL/MONK			
1	2:20.769	+5.023	16:24:52.848
2	2:18.620	+2.874	16:27:11.468
3	2:16.954	+1.208	16:29:28.422
4	2:19.153	+3.407	16:31:47.575
p5	2:26.305	+10.559	16:34:13.880
6	3:26.836	+1:11.090	16:37:40.716
7	2:17.267	+1.521	16:39:57.983
8	2:15.746	-	16:42:13.729
9	2:17.305	+1.559	16:44:31.034

Lap	Lap Tm	Diff	Time of Day
(96) Dick GRAINGER			
1	2:28.052	+7.012	16:24:52.272
2	2:26.041	+5.001	16:27:18.313
3	2:23.813	+2.773	16:29:42.126
4	2:23.173	+2.133	16:32:05.299
5	2:26.699	+5.659	16:34:31.998
6	2:25.763	+4.723	16:36:57.761
7	2:22.180	+1.140	16:39:19.941
8	2:21.040	-	16:41:40.981
9	2:22.330	+1.290	16:44:03.311
10	2:22.202	+1.162	16:46:25.513

Lap	Lap Tm	Diff	Time of Day
(47) Peter TOGNOLA			
1	2:33.330	+5.937	16:24:54.320
2	2:27.393	-	16:27:21.713
3	2:28.889	+1.496	16:29:50.602
4	2:29.302	+1.909	16:32:19.904
5	2:30.128	+2.735	16:34:50.032
p6	2:45.075	+17.682	16:37:35.107

Lap	Lap Tm	Diff	Time of Day
(21) Robert BARRIE			
p1	2:29.929	-	16:25:05.322

HSCC Oulton Park Gold Cup

Guards Trophy GTSR (race A)

Oulton Park International 2.692 Miles

Race 10

26/08/2007 17:35

Race (40:00 Time)

14

[2:21.040]

[96] Dick GRAINGER

27

[2:15.640]

[10] Karl WETHERELL

13

25

[2:12.700]

[55] CASTALDINI/CASTALDINI

12

23

[2:10.228]

[29] Ivan DUTTON

11

21

[2:08.390]

[24] Jason WILLIAMS

10

19

[2:07.184]

[87] Al FLEMING

9

17

[2:04.695]

[58] Harry WYNDHAM

8

15

[2:04.027]

[11] Andy SHEPHERD

7

13

[2:02.058]

[56] Mike NEWMAN

6

11

[2:00.879]

[70] Clive WILSON

5

9

[1:58.063]

[30] Jim CHAPMAN

4

7

[1:57.582]

[42] John TAYLOR

3

5

[1:55.158]

[54] Robert SHAW

2

3

[1:51.136]

[44] James SCHRYVER

1

1

[2:27.393]

[47] Peter TOGNOLA

28

[2:15.746]

[20] HILL/MONK

26

[2:13.372]

[79] ROSS-JONES/ROSS-JONES

24

[2:10.899]

[59] Robin LONGDON

22

[2:09.085]

[26] SEAMAN/BAGNALL

20

[2:07.549]

[67] Andrew SMITH

18

[2:05.191]

[77] EDWARDS/WINDSOR-PRICE

16

[2:04.239]

[3] Bill KIRKPATRICK

14

[2:03.059]

[93] DOUGLAS/FEARON

12

[2:02.037]

[1] Les ELY

10

[1:59.174]

[25] Michael HIBBERD

8

[1:57.763]

[95] Denis WELCH

6

[1:56.841]

[2] Stuart TIZZARD

4

[1:55.045]

[61] THOMPSON/MCCLURG

2

HSCC Oulton Park Gold Cup

Guards Trophy GTSR (race A)

Oulton Park International 2.692 Miles

Race 10

26/08/2007 17:35

Race (40:00 Time)

15

[2:29.929]
[21] Robert BARRIE

29

HSCC Oulton Park Gold Cup

Sorted on Laps

Guards Trophy GTSR (race A)

Oulton Park International 2.692 Miles

Race 10

26/08/2007 17:49

Race (40:00 Time)

Pos	No.	Class	Name	Car	Laps	Total Tm	Avg. Speed	Diff	Gap	Best Tm	Best Spd
1	44	SRD -GUA	James SCHRYVER	Chevron B8	20	39:44.052	81.300	-	-	1:51.501	86.916
2	2	SRE -GUA	Stuart TIZZARD	Lenham Spider	20	39:58.317	80.817	+14.265	+14.265	1:53.284	85.548
3	54	SRD -GUA	Robert SHAW	Chevron B8	20	40:28.601	79.809	+44.549	+30.284	1:54.381	84.727
4	42	SRD -GUA	John TAYLOR	Chevron B8	20	41:19.500	78.171	+1:35.448	+50.899	1:57.301	82.618
5	61	SRD -GUA	THOMPSON/MCCLURG	Chevron B6	20	41:23.704	78.038	+1:39.652	+4.204	1:53.169	85.635
6	25	SRB -GUA	Michael HIBBERD	Lotus 23B	20	41:42.418	77.455	+1:58.366	+18.714	1:58.187	81.999
7	1	C2 -GUA	Les ELY	Jaguar E-Type	19	40:31.097	75.741	1 Lap	1 Lap	2:01.512	79.755
8	11	SRB -GUA	Andy SHEPHERD	Lotus 23C	19	41:08.445	74.595	+37.348	+37.348	2:02.172	79.324
9	58	C2 -GUA	Harry WYNDHAM	Jaguar E-Type	19	41:54.242	73.236	+1:23.145	+45.797	2:04.722	77.702
10	24	SRB -GUA	Jason WILLIAMS	Merlyn Mk6	18	40:15.341	72.222	2 Laps	1 Lap	2:03.621	78.394
11	77	B1 -GUA	EDWARDS/WINDSOR-P	Lotus 26R	18	40:34.815	71.645	+19.474	+19.474	2:04.496	77.843
12	59	A1 -GUA	Robin LONGDON	Lotus Elite	18	40:58.336	70.959	+42.995	+23.521	2:08.573	75.375
13	29	SRA -GUA	Ivan DUTTON	Lotus 11	18	41:23.359	70.244	+1:08.018	+25.023	2:08.203	75.593
14	21	B2 -GUA	Robert BARRIE	Porsche 911S	17	40:06.560	68.459	3 Laps	1 Lap	2:13.372	72.663
15	20	A1 -GUA	HILL/MONK	Lotus Elite	17	40:12.084	68.302	+5.524	+5.524	2:11.389	73.760
16	79	B3 -GUA	ROSS-JONES/ROSS-JON	Triumph TR4	17	41:10.744	66.680	+1:04.184	+58.660	2:14.622	71.988
17	96	B2 -GUA	Dick GRAINGER	Porsche 911	16	39:54.972	64.744	4 Laps	1 Lap	2:21.115	68.676
18	47	B2 -GUA	Peter TOGNOLA	Porsche 911	16	41:19.352	62.540	+1:24.380	-1:24.380	2:25.088	66.795

Not classified (80% = 16 Laps)

19	26	B1 -GUA	SEAMAN/BAGNALL	Lotus Elan 26R	15	35:03.077	69.122	5 Laps	1 Lap	2:10.596	74.207
20	56	C2 -GUA	Mike NEWMAN	Jaguar E Type	14	30:14.112	74.790	6 Laps	1 Lap	2:02.809	78.913
21	93	SRE -GUA	Chris FEARON	Ginetta G12	14	31:17.609	72.260	+1:03.497	-1:03.497	2:01.266	79.917
22	87	B1 -GUA	Al FLEMING	Lotus Elan 26R	12	26:17.405	73.725	8 Laps	2 Laps	2:06.028	76.897
23	70	SRB -GUA	Clive WILSON	Elva Mk7	9	18:01.135	80.675	11 Laps	3 Laps	1:58.663	81.670
24	30	SRD -GUA	Jim CHAPMAN	Ginetta G16	9	18:01.670	80.635	+0.535	+0.535	1:55.440	83.950
25	95	SRB -GUA	Denis WELCH	Lotus 23B	8	16:11.953	79.767	12 Laps	1 Lap	1:56.883	82.914
26	3	SRD -GUA	Bill KIRKPATRICK	Elva Mk7S	7	14:50.640	76.168	13 Laps	1 Lap	2:02.629	79.029
27	10	B3 -GUA	Karl WETHERELL	Triumph TR4	6	13:48.008	70.225	14 Laps	1 Lap	2:14.396	72.109
28	67	B1 -GUA	Andrew SMITH	Marcos 1800GT	5	11:52.936	67.967	15 Laps	1 Lap	2:08.811	75.236
DNS	55	C2 -GUA	CASTALDINI/CASTALDI	Jaguar E Type	0	----	-	-	-	----	-

Margin of Victory	Avg. Speed	Best Lap Tm	Best Spd	Best Lap by
+14.265	81.300	1:51.501	86.916	[44] James SCHRYVER

Printed: 26/08/2007 18:32:11

Licensed to: MST Sports Timing Ltd

Chief Timekeeper

Orbits 3

Clerk of Course

www.amb-it.com

www.mylaps.com

HSCC Oulton Park Gold Cup

Lapchart


Guards Trophy GTSR (race A)

Oulton Park International 2.692 Miles

Race 10

26/08/2007 17:49

Race (40:00 Time)



Competitors	Laps																					
		0	1	2	3	4	5	6	7	8	9	10	11	12	13	14	15	16	17	18	19	20
James SCHRYVER (44)	1	44	44	44	44	44	44	44	44	44	44	44	2	2	44	44	44	44	44	44	44	44
THOMPSON/MCCLURG (61)	2	61	61	2	2	2	2	2	2	2	2	2	44	44	2	2	2	2	2	2	2	2
Stuart TIZZARD (2)	3	2	2	61	61	61	61	54	54	54	54	54	1	1	54	54	54	54	54	54	54	54
Robert SHAW (54)	4	54	30	54	54	54	54	61	61	61	61	61	54	54	1	61	42	42	42	42	42	42
John TAYLOR (42)	5	42	25	95	95	95	30	30	30	25	25	25	56	56	61	42	61	61	61	61	61	61
Denis WELCH (95)	6	95	54	25	25	30	95	95	95	42	70	1	61	61	42	25	25	25	25	25	25	25
Michael HIBBERD (25)	7	25	95	42	42	42	42	25	70	30	56	42	42	25	1	1	1	1	1	1	1	1
Jim CHAPMAN (30)	8	30	42	70	30	25	25	25	42	30	42	58	58	25	58	56	11	11	11	11	11	11
Les ELY (1)	9	1	70	30	70	70	70	70	70	95	1	42	25	58	56	11	58	58	58	58	58	58
Clive WILSON (70)	10	70	1	1	1	1	1	1	1	1	56	87	87	87	11	58	24	24	24	24	24	24
Chris FEARNON (93)	11	93	56	56	56	56	56	56	56	56	58	24	29	11	93	93	77	77	77	77	77	77
Mike NEWMAN (56)	12	56	11	11	11	11	11	11	11	11	93	59	59	29	24	24	59	59	59	59	59	59
Bill KIRKPATRICK (3)	13	3	93	93	93	93	93	93	93	93	24	29	11	93	59	59	29	29	29	29	29	29
Andy SHEPHERD (11)	14	11	87	87	58	58	58	58	3	58	87	11	93	24	77	77	26	21	21	21	21	21
EDWARDS/WINDSOR-PRICE (77)	15	77	58	58	87	3	3	3	58	24	59	26	21	21	29	29	20	20	20	20	20	20
AI FLEMING (87)	16	87	24	3	3	24	24	24	24	87	29	93	24	59	26	26	21	79	79	79	79	79
Harry WYNDHAM (58)	17	58	3	24	24	87	87	87	87	59	26	21	77	77	21	21	79	96	96	96	96	96
Jason WILLIAMS (24)	18	24	59	59	29	29	29	29	29	59	29	11	77	26	26	20	20	96	47	47	47	47
SEAMAN/BAGNALL (26)	19	26	77	29	59	59	59	59	29	26	20	20	20	20	79	79	47	47	47	47	47	47
Robin LONGDON (59)	20	59	29	77	67	67	26	26	26	20	21	79	79	79	96	96	96	96	96	96	96	96
Ivan DUTTON (29)	21	29	26	26	77	77	77	20	20	21	77	96	96	96	47	47	47	47	47	47	47	47
HILL/MONK (20)	22	20	20	67	26	26	20	21	21	79	79	47	47	47	47	47	47	47	47	47	47	47
Karl WETHERELL (10)	23	10	21	20	20	20	21	77	79	77	96	96	96	96	96	96	96	96	96	96	96	96
Dick GRAINGER (96)	24	96	67	21	21	21	10	10	77	96	47	47	47	47	47	47	47	47	47	47	47	47
ROSS-JONES/ROSS-JONES (79)	25	79	10	10	10	10	67	79	47	47	47	47	47	47	47	47	47	47	47	47	47	47
Robert BARRIE (21)	26	21	79	79	79	79	79	96	96	96	96	96	96	96	96	96	96	96	96	96	96	96
Peter TOGNOLA (47)	27	47	96	96	96	96	96	96	47	47	47	47	47	47	47	47	47	47	47	47	47	47
Andrew SMITH (67)	28	67	47	47	47	47	47	47	47	47	47	47	47	47	47	47	47	47	47	47	47	47
-	29																					

HSCC Oulton Park Gold Cup

Guards Trophy GTSR (race A)

Oulton Park International 2.692 Miles

Race 10

26/08/2007 17:49

Race (40:00 Time)

Lap	Lap Tm	Diff	Time of Day
(44) James SCHRYVER			
1	1:58.891	+7.390	17:51:42.976
2	1:53.899	+2.398	17:53:36.875
3	1:53.088	+1.587	17:55:29.963
4	1:53.787	+2.286	17:57:23.750
5	1:54.614	+3.113	17:59:18.364
6	1:54.669	+3.168	18:01:13.033
7	1:53.871	+2.370	18:03:06.904
8	1:54.640	+3.139	18:05:01.544
9	2:03.271	+11.770	18:07:04.815
10	1:55.321	+3.820	18:09:00.136
p11	2:01.118	+9.617	18:11:01.254
12	3:10.445	+1:18.944	18:14:11.699
13	1:53.587	+2.086	18:16:05.286
14	1:51.501	-	18:17:56.787
15	1:54.748	+3.247	18:19:51.535
16	1:54.300	+2.799	18:21:45.835
17	1:53.636	+2.135	18:23:39.471
18	1:55.531	+4.030	18:25:35.002
19	1:56.018	+4.517	18:27:31.020
20	1:57.116	+5.615	18:29:28.136

Lap	Lap Tm	Diff	Time of Day
(2) Stuart TIZZARD			
1	2:01.166	+7.882	17:51:47.149
2	1:55.640	+2.356	17:53:42.789
3	1:53.720	+0.436	17:55:36.509
4	1:53.284	-	17:57:29.793
5	1:54.410	+1.126	17:59:24.203
6	1:55.927	+2.643	18:01:20.130
7	1:56.194	+2.910	18:03:16.324
8	1:53.884	+0.600	18:05:10.208
9	1:57.770	+4.486	18:07:07.978
10	1:54.831	+1.547	18:09:02.809
11	1:54.721	+1.437	18:10:57.530
p12	2:02.292	+9.008	18:12:59.822
13	3:09.557	+1:16.273	18:16:09.379
14	1:55.379	+2.095	18:18:04.758
15	1:55.561	+2.277	18:20:00.319
16	1:55.295	+2.011	18:21:55.614
17	1:56.799	+3.515	18:23:52.413
18	1:56.129	+2.845	18:25:48.542
19	1:56.502	+3.218	18:27:45.044
20	1:57.357	+4.073	18:29:42.401

Lap	Lap Tm	Diff	Time of Day
(54) Robert SHAW			
1	2:03.252	+8.871	17:51:49.781
2	1:55.302	+0.921	17:53:45.083
3	1:54.894	+0.513	17:55:39.977
4	1:54.442	+0.061	17:57:34.419
5	1:54.381	-	17:59:28.800
6	1:57.161	+2.780	18:01:25.961
7	1:56.279	+1.898	18:03:22.240
8	1:55.622	+1.241	18:05:17.862
9	1:58.725	+4.344	18:07:16.587
p10	1:59.441	+5.060	18:09:16.028
11	3:11.957	+1:17.576	18:12:27.985
12	1:54.812	+0.431	18:14:22.797
13	1:56.580	+2.199	18:16:19.377
14	1:57.641	+3.260	18:18:17.018
15	1:55.354	+0.973	18:20:12.372
16	2:05.902	+11.521	18:22:18.274
17	1:59.960	+5.579	18:24:18.234
18	1:56.746	+2.365	18:26:14.980
19	1:58.652	+4.271	18:28:13.632
20	1:59.053	+4.672	18:30:12.685

Lap	Lap Tm	Diff	Time of Day
(42) John TAYLOR			
1	2:04.902	+7.601	17:51:51.853
2	1:57.879	+0.578	17:53:49.732
3	1:58.073	+0.772	17:55:47.805
4	1:58.011	+0.710	17:57:45.816
5	1:57.590	+0.289	17:59:43.406
6	1:59.210	+1.909	18:01:42.616
7	2:01.197	+3.896	18:03:43.813
8	1:59.146	+1.845	18:05:42.959
p9	2:06.569	+9.268	18:07:49.528
10	3:14.426	+1:17.125	18:11:03.954
11	1:57.301	-	18:13:01.255
12	1:58.793	+1.492	18:15:00.048
13	1:58.677	+1.376	18:16:58.725
14	1:58.829	+1.528	18:18:57.554
15	2:00.219	+2.918	18:20:57.773
16	2:01.852	+4.551	18:22:59.625
17	2:01.408	+4.107	18:25:01.033
18	2:01.648	+4.347	18:27:02.681
19	1:59.369	+2.068	18:29:02.050
20	2:01.534	+4.233	18:31:03.584

Lap	Lap Tm	Diff	Time of Day
(61) THOMPSON/MCCLURG			
1	2:01.907	+8.738	17:51:46.937
2	1:56.932	+3.763	17:53:43.869
3	1:54.405	+1.236	17:55:38.274
4	1:53.169	-	17:57:31.443
5	1:54.439	+1.270	17:59:25.882
6	2:03.311	+10.142	18:01:29.193
7	1:56.921	+3.752	18:03:26.114
8	1:56.647	+3.478	18:05:22.761
9	1:58.382	+5.213	18:07:21.143
p10	2:05.096	+11.927	18:09:26.239
11	3:24.406	+1:31.237	18:12:50.645
12	2:01.259	+8.090	18:14:51.904
13	2:02.931	+9.762	18:16:54.835
14	2:02.467	+9.298	18:18:57.302
15	2:02.216	+9.047	18:20:59.518
16	2:01.892	+8.723	18:23:01.410
17	2:02.755	+9.586	18:25:04.165
18	2:00.924	+7.755	18:27:05.089
19	2:01.208	+8.039	18:29:06.297
20	2:01.491	+8.322	18:31:07.788

Lap	Lap Tm	Diff	Time of Day
(25) Michael HIBBERD			
1	2:02.305	+4.118	17:51:49.607
2	1:59.472	+1.285	17:53:49.079
3	1:58.187	-	17:55:47.266
4	1:59.872	+1.685	17:57:47.138
5	1:58.525	+0.338	17:59:45.663
6	1:58.414	+0.227	18:01:44.077
7	1:58.966	+0.779	18:03:43.043
8	1:59.365	+1.178	18:05:42.408
9	2:00.226	+2.039	18:07:42.634
p10	2:06.831	+8.644	18:09:49.465
11	3:13.504	+1:15.317	18:13:02.969
12	1:59.971	+1.784	18:15:02.940
13	2:02.407	+4.220	18:17:05.347
14	2:01.986	+3.799	18:19:07.333
15	2:01.696	+3.509	18:21:09.029
16	2:02.614	+4.427	18:23:11.643
17	2:03.093	+4.906	18:25:14.736
18	2:03.200	+5.013	18:27:17.936
19	2:03.830	+5.643	18:29:21.766
20	2:04.736	+6.549	18:31:26.502

Lap	Lap Tm	Diff	Time of Day
(1) Les ELY			
1	2:06.666	+5.154	17:51:54.680
2	2:01.624	+0.112	17:53:56.304
3	2:01.732	+0.220	17:55:58.036
4	2:01.512	-	17:57:59.548
5	2:02.732	+1.220	18:00:02.280
6	2:02.471	+0.959	18:02:04.751
7	2:02.864	+1.352	18:04:07.615
8	2:02.533	+1.021	18:06:10.148
9	2:02.174	+0.662	18:08:12.322
10	2:02.808	+1.296	18:10:15.130
11	2:03.165	+1.653	18:12:18.295
12	2:02.091	+0.579	18:14:20.386
p13	2:11.519	+10.007	18:16:31.905
14	3:14.129	+1:12.617	18:19:46.034
15	2:04.734	+3.222	18:21:50.768
16	2:05.282	+3.770	18:23:56.050
17	2:05.671	+4.159	18:26:01.721
18	2:06.759	+5.247	18:28:08.480
19	2:06.701	+5.189	18:30:15.181

Lap	Lap Tm	Diff	Time of Day
(11) Andy SHEPHERD			
1	2:08.379	+6.207	17:51:57.732
2	2:02.172	-	17:53:59.904
3	2:03.726	+1.554	17:56:03.630
4	2:03.423	+1.251	17:58:07.053
5	2:02.557	+0.385	18:00:09.610
6	2:03.548	+1.376	18:02:13.158
7	2:04.040	+1.868	18:04:17.198
p8	2:11.157	+8.985	18:06:28.355
9	3:24.650	+1:22.478	18:09:53.005
10	2:03.706	+1.534	18:11:56.711
11	2:04.950	+2.778	18:14:01.661
12	2:04.519	+2.347	18:16:06.180
13	2:06.370	+4.198	18:18:12.550
14	2:03.187	+1.015	18:20:15.737
15	2:06.523	+4.351	18:22:22.260
16	2:08.493	+6.321	18:24:30.753
17	2:06.474	+4.302	18:26:37.227
18	2:05.906	+3.734	18:28:43.133
19	2:09.396	+7.224	18:30:52.529

Lap	Lap Tm	Diff	Time of Day
(58) Harry WYNDDHAM			
1	2:13.203	+8.481	17:52:03.082
2	2:07.151	+2.429	17:54:10.233
3	2:05.001	+0.279	17:56:15.234
4	2:05.114	+0.392	17:58:20.348
5	2:04.722	-	18:00:25.070
6	2:04.758	+0.036	18:02:29.828
7	2:06.561	+1.839	18:04:36.389
8	2:04.958	+0.236	18:06:41.347
9	2:05.918	+1.196	18:08:47.265
10	2:06.987	+2.265	18:10:54.252
11	2:07.035	+2.313	18:13:01.287
12	2:06.619	+1.897	18:15:07.906
p13	2:13.043	+8.321	18:17:20.949
14	3:23.141	+1:18.419	18:20:44.090
15	2:09.965	+5.243	18:22:54.055
16	2:09.920	+5.198	18:25:03.975
17	2:12.415	+7.693	18:27:16.390
18	2:10.895	+6.173	18:29:27.285
19	2:11.041	+6.319	18:31:38.326

Lap	Lap Tm	Diff	Time of Day
(24) Jason WILLIAMS			
1	2:13.306	+9.685	17:52:03.569

HSCC Oulton Park Gold Cup

Guards Trophy GTSR (race A)

Oulton Park International 2.692 Miles

Race 10

26/08/2007 17:49

Race (40:00 Time)

Lap	Lap Tm	Diff	Time of Day
2	2:08.365	+4.744	17:54:11.934
3	2:07.450	+3.829	17:56:19.384
4	2:05.312	+1.691	17:58:24.696
5	2:03.621	-	18:00:28.317
6	2:05.035	+1.414	18:02:33.352
7	2:06.045	+2.424	18:04:39.397
8	2:22.280	+18.659	18:07:01.677
9	2:10.312	+6.691	18:09:11.989
p10	2:15.530	+11.909	18:11:27.519
11	3:22.011	+1:18.390	18:14:49.530
12	2:10.647	+7.026	18:17:00.177
13	2:09.050	+5.429	18:19:09.227
14	2:07.379	+3.758	18:21:16.606
15	2:10.381	+6.760	18:23:26.987
16	2:11.948	+8.327	18:25:38.935
17	2:10.802	+7.181	18:27:49.737
18	2:09.688	+6.067	18:29:59.425

(77) EDWARDS/WINDSOR-PRICE

1	2:20.984	+16.488	17:52:10.659
2	2:14.473	+9.977	17:54:25.132
3	2:13.852	+9.356	17:56:38.984
4	2:11.083	+6.587	17:58:50.067
5	2:12.007	+7.511	18:01:02.074
p6	2:23.477	+18.981	18:03:25.551
7	3:43.824	+1:39.328	18:07:09.375
8	2:07.472	+2.976	18:09:16.847
9	2:06.093	+1.597	18:11:22.940
10	2:06.525	+2.029	18:13:29.465
11	2:06.607	+2.111	18:15:36.072
12	2:06.626	+2.130	18:17:42.698
13	2:05.313	+0.817	18:19:48.011
14	2:04.496	-	18:21:52.507
15	2:07.367	+2.871	18:23:59.874
16	2:05.724	+1.228	18:26:05.598
17	2:06.953	+2.457	18:28:12.551
18	2:06.348	+1.852	18:30:18.899

(59) Robin LONGDON

1	2:19.425	+10.852	17:52:10.182
2	2:10.198	+1.625	17:54:20.380
3	2:10.247	+1.674	17:56:30.627
4	2:09.537	+0.964	17:58:40.164
5	2:08.573	-	18:00:48.737
6	2:09.847	+1.274	18:02:58.584
7	2:11.213	+2.640	18:05:09.797
8	2:11.107	+2.534	18:07:20.904
9	2:10.217	+1.644	18:09:31.121
10	2:10.249	+1.676	18:11:41.370
p11	2:15.488	+6.915	18:13:56.858
12	3:28.238	+1:19.665	18:17:25.096
13	2:11.020	+2.447	18:19:36.116
14	2:12.315	+3.742	18:21:48.431
15	2:14.081	+5.508	18:24:02.512
16	2:11.362	+2.789	18:26:13.874
17	2:14.164	+5.591	18:28:28.038
18	2:14.382	+5.809	18:30:42.420

(29) Ivan DUTTON

1	2:20.374	+12.171	17:52:11.185
2	2:10.655	+2.452	17:54:21.840
3	2:08.203	-	17:56:30.043
4	2:08.858	+0.655	17:58:38.901
5	2:08.985	+0.782	18:00:47.886
6	2:10.463	+2.260	18:02:58.349
7	2:11.824	+3.621	18:05:10.173

Lap	Lap Tm	Diff	Time of Day
8	2:11.577	+3.374	18:07:21.750
9	2:09.707	+1.504	18:09:31.457
10	2:10.374	+2.171	18:11:41.831
11	2:10.033	+1.830	18:13:51.864
p12	2:24.237	+16.034	18:16:16.101
13	3:34.922	+1:26.719	18:19:51.023
14	2:13.965	+5.762	18:22:04.988
15	2:15.897	+7.694	18:24:20.885
16	2:16.461	+8.258	18:26:37.346
17	2:14.387	+6.184	18:28:51.733
18	2:15.710	+7.507	18:31:07.443

(21) Robert BARRIE

1	2:21.356	+7.984	17:52:13.753
2	2:14.665	+1.293	17:54:28.418
3	2:13.493	+0.121	17:56:41.911
4	2:14.207	+0.835	17:58:56.118
5	2:13.372	-	18:01:09.490
6	2:14.748	+1.376	18:03:24.238
7	2:14.074	+0.702	18:05:38.312
8	2:15.027	+1.655	18:07:53.339
9	2:14.685	+1.313	18:10:08.024
10	2:14.973	+1.601	18:12:22.997
11	2:14.776	+1.404	18:14:37.773
p12	2:22.896	+9.524	18:17:00.669
13	3:28.567	+1:15.195	18:20:29.236
14	2:15.349	+1.977	18:22:44.585
15	2:34.672	+21.300	18:25:19.257
16	2:15.010	+1.638	18:27:34.267
17	2:16.377	+3.005	18:29:50.644

(20) HILL/MONK

1	2:20.839	+9.450	17:52:12.256
2	2:14.385	+2.996	17:54:26.641
3	2:13.204	+1.815	17:56:39.845
4	2:11.391	+0.002	17:58:51.236
5	2:11.389	-	18:01:02.625
6	2:13.382	+1.993	18:03:16.007
7	2:12.704	+1.315	18:05:28.711
8	2:12.677	+1.288	18:07:41.388
p9	2:21.553	+10.164	18:10:02.941
10	3:37.169	+1:25.780	18:13:40.110
11	2:19.514	+8.125	18:15:59.624
12	2:19.637	+8.248	18:18:19.261
13	2:18.357	+6.968	18:20:37.618
14	2:19.460	+8.071	18:22:57.078
15	2:20.183	+8.794	18:25:17.261
16	2:19.420	+8.031	18:27:36.681
17	2:19.487	+8.098	18:29:56.168

(79) ROSS-JONES/ROSS-JONES

1	2:26.610	+11.988	17:52:18.876
2	2:20.566	+5.944	17:54:39.442
3	2:21.421	+6.799	17:57:00.863
4	2:20.843	+6.221	17:59:21.706
5	2:20.255	+5.633	18:01:41.961
6	2:19.241	+4.619	18:04:01.202
7	2:19.260	+4.638	18:06:20.462
p8	2:27.975	+13.353	18:08:48.437
9	3:59.267	+1:44.645	18:12:47.704
10	2:16.499	+1.877	18:15:04.203
11	2:17.687	+3.065	18:17:21.890
12	2:15.688	+1.066	18:19:37.578
13	2:14.622	-	18:21:52.200
14	2:16.878	+2.256	18:24:09.078
15	2:15.160	+0.538	18:26:24.238

Lap	Lap Tm	Diff	Time of Day
16	2:15.115	+0.493	18:28:39.353
17	2:15.475	+0.853	18:30:54.828

(96) Dick GRAINGER

1	2:28.271	+7.156	17:52:20.349
2	2:21.248	+0.133	17:54:41.597
3	2:21.464	+0.349	17:57:03.061
4	2:21.246	+0.131	17:59:24.307
5	2:30.782	+9.667	18:01:55.089
p6	2:36.773	+15.658	18:04:31.862
7	3:41.069	+1:19.954	18:08:12.931
8	2:21.386	+0.271	18:10:34.317
9	2:22.751	+1.636	18:12:57.068
10	2:21.115	-	18:15:18.183
11	2:21.212	+0.097	18:17:39.395
12	2:23.389	+2.274	18:20:02.784
13	2:23.730	+2.615	18:22:26.514
14	2:24.607	+3.492	18:24:51.121
15	2:24.321	+3.206	18:27:15.442
16	2:23.614	+2.499	18:29:39.056

(47) Peter TOGNOLA

1	2:29.694	+4.606	17:52:23.147
2	2:25.179	+0.091	17:54:48.326
3	2:25.088	-	17:57:13.414
4	2:27.127	+2.039	17:59:40.541
5	2:27.839	+2.751	18:02:08.380
6	2:30.551	+5.463	18:04:38.931
p7	2:41.373	+16.285	18:07:20.304
8	3:47.582	+1:22.494	18:11:07.886
9	2:27.467	+2.379	18:13:35.353
10	2:26.595	+1.507	18:16:01.948
11	2:28.295	+3.207	18:18:30.243
12	2:33.737	+8.649	18:21:03.980
13	2:30.588	+5.500	18:23:34.568
14	2:29.263	+4.175	18:26:03.831
15	2:29.426	+4.338	18:28:33.257
16	2:30.179	+5.091	18:31:03.436

(26) SEAMAN/BAGNALL

1	2:21.131	+10.535	17:52:11.479
2	2:13.918	+3.322	17:54:25.397
3	2:13.912	+3.316	17:56:39.309
4	2:11.026	+0.430	17:58:50.335
5	2:11.696	+1.100	18:01:02.031
6	2:12.016	+1.420	18:03:14.047
7	2:11.049	+0.453	18:05:25.096
8	2:12.602	+2.006	18:07:37.698
9	2:11.373	+0.777	18:09:49.071
p10	2:21.007	+10.411	18:12:10.078
11	3:29.713	+1:19.117	18:15:39.791
12	2:10.596	-	18:17:50.387
13	2:12.152	+1.556	18:20:02.539
14	2:17.256	+6.660	18:22:19.795
15	2:27.366	+16.770	18:24:47.161

(56) Mike NEWMAN

1	2:07.348	+4.539	17:51:56.095
2	2:02.809	-	17:53:58.904
3	2:04.337	+1.528	17:56:03.241
4	2:03.278	+0.469	17:58:06.519
5	2:02.919	+0.110	18:00:09.438
6	2:03.128	+0.319	18:02:12.566
7	2:04.092	+1.283	18:04:16.658
8	2:03.739	+0.930	18:06:20.397
9	2:03.488	+0.679	18:08:23.885

HSCC Oulton Park Gold Cup

Guards Trophy GTSR (race A)

Oulton Park International 2.692 Miles

Race 10

26/08/2007 17:49

Race (40:00 Time)

Lap	Lap Tm	Diff	Time of Day
10	2:04.072	+1.263	18:10:27.957
11	2:03.557	+0.748	18:12:31.514
p12	2:07.840	+5.031	18:14:39.354
13	3:14.331	+1:11.522	18:17:53.685
14	2:04.511	+1.702	18:19:58.196

(93) Chris FEARON

1	2:13.095	+11.829	17:52:01.496
2	2:05.039	+3.773	17:54:06.535
3	2:01.797	+0.531	17:56:08.332
4	2:01.266	-	17:58:09.598
5	2:03.650	+2.384	18:00:13.248
6	2:01.867	+0.601	18:02:15.115
7	2:16.530	+15.264	18:04:31.645
8	2:04.727	+3.461	18:06:36.372
p9	2:17.023	+15.757	18:08:53.395
10	3:26.312	+1:25.046	18:12:19.707
11	2:02.272	+1.006	18:14:21.979
12	2:09.042	+7.776	18:16:31.021
13	2:05.918	+4.652	18:18:36.939
p14	2:24.754	+23.488	18:21:01.693

(87) Al FLEMING

1	2:12.362	+6.334	17:52:02.074
2	2:07.840	+1.812	17:54:09.914
3	2:08.619	+2.591	17:56:18.533
4	2:09.303	+3.275	17:58:27.836
5	2:08.143	+2.115	18:00:35.979
6	2:08.076	+2.048	18:02:44.055
7	2:08.366	+2.338	18:04:52.421
8	2:14.722	+8.694	18:07:07.143
9	2:06.150	+0.122	18:09:13.293
10	2:06.399	+0.371	18:11:19.692
11	2:06.028	-	18:13:25.720
p12	2:35.769	+29.741	18:16:01.489

(70) Clive WILSON

1	2:04.928	+6.265	17:51:53.004
2	1:59.320	+0.657	17:53:52.324
3	1:58.817	+0.154	17:55:51.141
4	1:59.061	+0.398	17:57:50.202
5	1:58.663	-	17:59:48.865
6	1:58.998	+0.335	18:01:47.863
7	1:58.690	+0.027	18:03:46.553
8	1:59.192	+0.529	18:05:45.745
9	1:59.474	+0.811	18:07:45.219

(30) Jim CHAPMAN

1	2:00.398	+4.958	17:51:48.109
2	2:04.677	+9.237	17:53:52.786
3	1:55.489	+0.049	17:55:48.275
4	1:55.440	-	17:57:43.715
5	1:57.555	+2.115	17:59:41.270
6	1:58.636	+3.196	18:01:39.906
7	1:57.073	+1.633	18:03:36.979
8	2:11.670	+16.230	18:05:48.649
9	1:57.105	+1.665	18:07:45.754

(95) Denis WELCH

1	2:03.705	+6.822	17:51:50.657
2	1:58.020	+1.137	17:53:48.677
3	1:56.884	+0.001	17:55:45.561
4	1:57.673	+0.790	17:57:43.234
5	1:58.301	+1.418	17:59:41.535
6	2:00.094	+3.211	18:01:41.629
7	1:56.883	-	18:03:38.512

Lap	Lap Tm	Diff	Time of Day
p8	2:17.525	+20.642	18:05:56.037

(3) Bill KIRKPATRICK

1	2:14.406	+11.777	17:52:03.613
2	2:07.428	+4.799	17:54:11.041
3	2:07.592	+4.963	17:56:18.633
4	2:04.333	+1.704	17:58:22.966
5	2:02.629	-	18:00:25.595
6	2:04.418	+1.789	18:02:30.013
7	2:04.711	+2.082	18:04:34.724

(10) Karl WETHERELL

1	2:23.393	+8.997	17:52:15.435
2	2:16.625	+2.229	17:54:32.060
3	2:15.402	+1.006	17:56:47.462
4	2:15.351	+0.955	17:59:02.813
5	2:14.396	-	18:01:17.209
6	2:14.883	+0.487	18:03:32.092

(67) Andrew SMITH

1	2:20.784	+11.973	17:52:14.238
2	2:11.526	+2.715	17:54:25.764
3	2:12.540	+3.729	17:56:38.304
4	2:08.811	-	17:58:47.115
p5	2:49.905	+41.094	18:01:37.020

Lap	Lap Tm	Diff	Time of Day
-----	--------	------	-------------

HSCC Oulton Park Gold Cup**Sorted on Best Lap time****Guards Trophy GTSR (race B)****Oulton Park International 2.692 Miles****Qualifying****27/08/2007 11:00****Qualify (25:00 Time)**

Pos	No.	Class	Name	Car	Laps	Best Tm	Diff	Best Spd	n Lap	2nd Best
1	69	SRD -GUB	MINSHAW/MINSHAW	Chevron B8	11	1:53.084	-	85.699	11	1:54.100
2	82	SRD -GUB	Hugh COLMAN	Chevron B8	11	1:54.192	+1.108	84.868	3	1:55.588
3	12	SRD -GUB	Ross MAXWELL	Chevron B8	11	1:55.369	+2.285	84.002	3	1:55.775
4	91	SRB -GUB	VAN DER KROFT/BURNETT	Merlyn Mk4	10	1:55.817	+2.733	83.677	9	1:56.504
5	32	SRD -GUB	John MOULDS	Crossle 9S	5	1:56.418	+3.334	83.245	4	1:58.202
6	22	SRB -GUB	Nigel BANCROFT	Merlyn Mk4A	12	1:56.554	+3.470	83.148	2	1:57.134
7	31	C2 -GUB	JENKINSON/YOUNG	Jaguar E- Type	10	1:59.009	+5.925	81.432	3	1:59.964
8	93	SRE -GUB	DOUGLAS/FEARON	Ginetta G12	8	1:59.848	+6.764	80.862	7	2:00.104
9	40	SRB -GUB	Rupert WHYTE	Lotus 23B	9	2:00.063	+6.979	80.718	8	2:03.004
10	26	B1 - GUB	Roberto GIORDANELLI	Lotus Elan 26R	11	2:00.893	+7.809	80.163	4	2:01.462
11	9	SRB -GUB	Andrew WILLIS	Brabham BT5	10	2:02.531	+9.447	79.092	10	2:04.244
12	85	C2 -GUB	Michael HAYWOOD	Jaguar E-Type	10	2:10.487	+17.403	74.269	10	2:10.654
13	6	D - GUB	BETTS/WINTER	Ford Shelby Mustan	9	2:13.374	+20.290	72.662	6	2:13.979
14	51	B2 -GUB	YARWOOD/KINSEY	MGB	9	2:14.393	+21.309	72.111	3	2:15.815
15	84	B2 -GUB	Graham JONES	MGB	9	2:15.549	+22.465	71.496	3	2:16.132
16	56	C2 -GUB	Peter LANFRANCHI	Jaguar E-Type	5	2:16.128	+23.044	71.192	3	2:16.626
17	50	C2 -GUB	POLLARD/GOODALL	Jaguar E-Type	9	2:16.774	+23.690	70.856	7	2:16.990
18	41	SRE -GUB	Gareth JACKSON	Nerus Silhouette	1	2:19.728	+26.644	69.358	1	----
19	39	A1 - GUB	PAGE/PAGE	Marcos GT Gullwing	9	2:20.814	+27.730	68.823	3	2:20.968
20	58	B3 -GUB	TART/TART	Triumph TR4	9	2:22.523	+29.439	67.997	3	2:22.839
21	14	SRB -GUB	Bob HASSALL-GIBSON	Mercury TL23B	5	2:22.825	+29.741	67.854	2	2:22.951

Announcements

Can cars 6, 22 and 84 please fit working transponders

HSCC Oulton Park Gold Cup

Guards Trophy GTSR (race B)

Oulton Park International 2.692 Miles

Qualifying

27/08/2007 11:00

Qualify (25:00 Time)

Lap	Lap Tm	Diff	Time of Day
(69) MINSHAW/MINSHAW			
1	1:57.906	+4.822	11:07:43.063
2	1:54.100	+1.016	11:09:37.163
3	2:03.177	+10.093	11:11:40.340
p4	2:09.995	+16.911	11:13:50.335
5	3:15.130	+1:22.046	11:17:05.465
6	1:58.185	+5.101	11:19:03.650
7	1:55.886	+2.802	11:20:59.536
8	1:56.783	+3.699	11:22:56.319
9	1:58.370	+5.286	11:24:54.689
10	1:54.284	+1.200	11:26:48.973
11	1:53.084	-	11:28:42.057

Lap	Lap Tm	Diff	Time of Day
(82) Hugh COLMAN			
1	2:02.167	+7.975	11:08:26.074
2	1:57.307	+3.115	11:10:23.381
3	1:54.192	-	11:12:17.573
4	1:55.588	+1.396	11:14:13.161
5	1:59.298	+5.106	11:16:12.459
6	2:18.410	+24.218	11:18:30.869
7	2:08.088	+13.896	11:20:38.957
8	2:00.373	+6.181	11:22:39.330
9	2:00.153	+5.961	11:24:39.483
10	1:57.645	+3.453	11:26:37.128
11	1:57.096	+2.904	11:28:34.224

Lap	Lap Tm	Diff	Time of Day
(12) Ross MAXWELL			
1	1:58.191	+2.822	11:08:22.781
2	1:55.775	+0.406	11:10:18.556
3	1:55.369	-	11:12:13.925
4	1:57.440	+2.071	11:14:11.365
5	1:57.910	+2.541	11:16:09.275
6	1:59.164	+3.795	11:18:08.439
7	1:58.454	+3.085	11:20:06.893
8	1:58.851	+3.482	11:22:05.744
9	1:56.901	+1.532	11:24:02.645
10	1:56.805	+1.436	11:25:59.450
11	2:00.128	+4.759	11:27:59.578

Lap	Lap Tm	Diff	Time of Day
(91) VAN DER KROFT/BURNETT			
1	2:05.458	+9.641	11:08:03.246
2	2:05.229	+9.412	11:10:08.475
3	2:03.653	+7.836	11:12:12.128
4	2:06.000	+10.183	11:14:18.128
5	2:07.847	+12.030	11:16:25.975
p6	2:20.018	+24.201	11:18:45.993
7	3:17.526	+1:21.709	11:22:03.519
8	1:57.214	+1.397	11:24:00.733
9	1:55.817	-	11:25:56.550
10	1:56.504	+0.687	11:27:53.054

Lap	Lap Tm	Diff	Time of Day
(32) John MOULDS			
1	1:58.202	+1.784	11:09:35.563
2	2:03.485	+7.067	11:11:39.048
3	2:01.475	+5.057	11:13:40.523
4	1:56.418	-	11:15:36.941
p5	2:36.915	+40.497	11:18:13.856

Lap	Lap Tm	Diff	Time of Day
(22) Nigel BANCROFT			
1	1:58.078	+1.524	11:07:47.407
2	1:56.554	-	11:09:43.961
3	2:01.143	+4.589	11:11:45.104
4	2:01.593	+5.039	11:13:46.697
5	1:59.283	+2.729	11:15:45.980
6	1:58.186	+1.632	11:17:44.166

Lap	Lap Tm	Diff	Time of Day
7	1:59.707	+3.153	11:19:43.873
8	1:57.134	+0.580	11:21:41.007
9	2:02.731	+6.177	11:23:43.738
10	2:08.396	+11.842	11:25:52.134
11	2:08.468	+11.914	11:28:00.602
12	2:10.404	+13.850	11:30:11.006

Lap	Lap Tm	Diff	Time of Day
(31) JENKINSON/YOUNG			
1	2:04.774	+5.765	11:08:29.141
2	2:02.090	+3.081	11:10:31.231
3	1:59.009	-	11:12:30.240
4	1:59.964	+0.955	11:14:30.204
p5	2:21.385	+22.376	11:16:51.589
6	3:01.742	+1:02.733	11:19:53.331
7	2:12.827	+13.818	11:22:06.158
8	2:13.205	+14.196	11:24:19.363
9	2:01.665	+2.656	11:26:21.028
10	2:01.468	+2.459	11:28:22.496

Lap	Lap Tm	Diff	Time of Day
(93) DOUGLAS/FEARON			
1	2:14.049	+14.201	11:09:17.067
2	2:05.489	+5.641	11:11:22.556
p3	2:10.927	+11.079	11:13:33.483
p4	5:56.243	+3:56.395	11:19:29.726
5	3:08.471	+1:08.623	11:22:38.197
6	2:04.404	+4.556	11:24:42.601
7	1:59.848	-	11:26:42.449
8	2:00.104	+0.256	11:28:42.553

Lap	Lap Tm	Diff	Time of Day
(40) Rupert WHYTE			
1	2:05.723	+5.660	11:08:43.287
2	2:03.004	+2.941	11:10:46.291
p3	2:13.160	+13.097	11:12:59.451
p4	4:12.059	+2:11.996	11:17:11.510
5	3:38.574	+1:38.511	11:20:50.084
6	2:04.649	+4.586	11:22:54.733
7	2:04.528	+4.465	11:24:59.261
8	2:00.063	-	11:26:59.324
9	2:06.740	+6.677	11:29:06.064

Lap	Lap Tm	Diff	Time of Day
(26) Roberto GIORDANELLI			
1	2:08.775	+7.882	11:08:34.879
2	2:03.980	+3.087	11:10:38.859
3	2:01.484	+0.591	11:12:40.343
4	2:00.893	-	11:14:41.236
5	2:02.140	+1.247	11:16:43.376
6	2:03.857	+2.964	11:18:47.233
7	2:05.708	+4.815	11:20:52.941
8	2:02.537	+1.644	11:22:55.478
9	2:07.143	+6.250	11:25:02.621
10	2:02.039	+1.146	11:27:04.660
11	2:01.462	+0.569	11:29:06.122

Lap	Lap Tm	Diff	Time of Day
(9) Andrew WILLIS			
1	2:15.197	+12.666	11:08:21.761
2	2:13.670	+11.139	11:10:35.431
3	2:09.476	+6.945	11:12:44.907
4	2:06.816	+4.285	11:14:51.723
5	2:04.244	+1.713	11:16:55.967
6	2:08.415	+5.884	11:19:04.382
7	2:05.282	+2.751	11:21:09.664
p8	2:11.714	+9.183	11:23:21.378
9	3:00.348	+57.817	11:26:21.726
10	2:02.531	-	11:28:24.257

(85) Michael HAYWOOD

Lap	Lap Tm	Diff	Time of Day
1	2:17.768	+7.281	11:09:17.975
2	2:13.802	+3.315	11:11:31.777
3	2:15.700	+5.213	11:13:47.477
4	2:13.678	+3.191	11:16:01.155
5	2:31.921	+21.434	11:18:33.076
6	2:14.291	+3.804	11:20:47.367
7	2:14.201	+3.714	11:23:01.568
8	2:13.643	+3.156	11:25:15.211
9	2:10.654	+0.167	11:27:25.865
10	2:10.487	-	11:29:36.352

Lap	Lap Tm	Diff	Time of Day
(6) BETTS/WINTER			
1	2:20.935	+7.561	11:09:26.350
2	2:23.388	+10.014	11:11:49.738
3	2:22.235	+8.861	11:14:11.973
p4	2:22.771	+9.397	11:16:34.744
5	4:19.043	+2:05.669	11:20:53.787
6	2:13.374	-	11:23:07.161
7	2:14.490	+1.116	11:25:21.651
8	2:15.797	+2.423	11:27:37.448
9	2:13.979	+0.605	11:29:51.427

Lap	Lap Tm	Diff	Time of Day
(51) YARWOOD/KINSEY			
1	2:16.607	+2.214	11:08:40.495
2	2:15.815	+1.422	11:10:56.310
3	2:14.393	-	11:13:10.703
p4	2:19.817	+5.424	11:15:30.520
5	4:49.084	+2:34.691	11:20:19.604
6	2:25.829	+11.436	11:22:45.433
7	2:25.154	+10.761	11:25:10.587
8	2:21.335	+6.942	11:27:31.922
9	2:18.604	+4.211	11:29:50.526

Lap	Lap Tm	Diff	Time of Day
(84) Graham JONES			
1	2:17.298	+1.749	11:08:53.691
2	2:16.132	+0.583	11:11:09.823
3	2:15.549	-	11:13:25.372
p4	2:27.838	+12.289	11:15:53.210
5	4:18.297	+2:02.748	11:20:11.507
6	2:26.141	+10.592	11:22:37.648
7	2:25.398	+9.849	11:25:03.046
8	2:23.287	+7.738	11:27:26.333
9	2:21.396	+5.847	11:29:47.729

Lap	Lap Tm	Diff	Time of Day
(56) Peter LANFRANCHI			
1	2:17.539	+1.411	11:08:31.129
2	2:17.318	+1.190	11:10:48.447
3	2:16.128	-	11:13:04.575
4	2:16.626	+0.498	11:15:21.201
p5	2:28.213	+12.085	11:17:49.414

Lap	Lap Tm	Diff	Time of Day
(50) POLLARD/GOODALL			
1	2:23.343	+6.569	11:09:25.521
p2	2:29.420	+12.646	11:11:54.941
3	4:17.641	+2:00.867	11:16:12.582
4	2:24.630	+7.856	11:18:37.212
5	2:19.584	+2.810	11:20:56.796
6	2:16.990	+0.216	11:23:13.786
7	2:16.774	-	11:25:30.560
8	2:17.307	+0.533	11:27:47.867
9	2:17.606	+0.832	11:30:05.473

Lap	Lap Tm	Diff	Time of Day
(41) Gareth JACKSON			
p1	2:19.728	-	11:09:21.238

(39) PAGE/PAGE

HSCC Oulton Park Gold Cup

Guards Trophy GTSR (race B)

Oulton Park International 2.692 Miles

Qualifying

27/08/2007 11:00

Qualify (25:00 Time)

Lap	Lap Tm	Diff	Time of Day
1	2:26.780	+5.966	11:09:25.797
2	2:22.302	+1.488	11:11:48.099
3	2:20.814	-	11:14:08.913
4	2:21.492	+0.678	11:16:30.405
5	2:21.433	+0.619	11:18:51.838
6	2:24.034	+3.220	11:21:15.872
7	2:22.928	+2.114	11:23:38.800
8	2:21.671	+0.857	11:26:00.471
9	2:20.968	+0.154	11:28:21.439

(58) TART/TART

1	2:25.101	+2.578	11:09:02.898
2	2:22.839	+0.316	11:11:25.737
3	2:22.523	-	11:13:48.260
p4	2:35.775	+13.252	11:16:24.035
5	3:46.688	+1:24.165	11:20:10.723
6	2:33.827	+11.304	11:22:44.550
7	2:34.735	+12.212	11:25:19.285
8	2:34.291	+11.768	11:27:53.576
9	2:31.446	+8.923	11:30:25.022

(14) Bob HASSALL-GIBSON

1	2:22.951	+0.126	11:09:24.249
2	2:22.825	-	11:11:47.074
3	2:26.188	+3.363	11:14:13.262
4	2:27.797	+4.972	11:16:41.059
p5	2:37.368	+14.543	11:19:18.427

Lap Lap Tm Diff Time of Day

Lap Lap Tm Diff Time of Day

HSCC Oulton Park Gold Cup

Guards Trophy GTSR (race B)

Oulton Park International 2.692 Miles

Race 18

27/08/2007 17:15

Race (40:00 Time)

11
10
9
8
7
6
5
4
3
2
1

[2:22.825]
[14] Bob HASSALL-GIBSON

21
[2:20.814]
[39] PAGE/PAGE

19
[2:16.774]
[50] POLLARD/GOODALL

17
[2:15.549]
[84] Graham JONES

15
[2:13.374]
[6] BETTS/WINTER

13
[2:02.531]
[9] Andrew WILLIS

11
[2:00.063]
[40] Rupert WHYTE

9
[1:59.009]
[31] JENKINSON/YOUNG

7
[1:56.418]
[32] John MOULDS

5
[1:55.369]
[12] Ross MAXWELL

3
[1:53.084]
[69] MINSHAW/MINSHAW

1

[2:22.523]
[58] TART/TART

20
[2:19.728]
[41] Gareth JACKSON

18
[2:16.128]
[56] Peter LANFRANCHI

16
[2:14.393]
[51] YARWOOD/KINSEY

14
[2:10.487]
[85] Michael HAYWOOD

12
[2:00.893]
[26] Roberto GIORDANELLI

10
[1:59.848]
[93] DOUGLAS/FEARON

8
[1:56.554]
[22] Nigel BANCROFT

6
[1:55.817]
[91] VAN DER KROFT/BURNETT

4
[1:54.192]
[82] Hugh COLMAN

2

HSCC Oulton Park Gold Cup

Sorted on Laps

Guards Trophy GTSR (race B)

Oulton Park International 2.692 Miles

Race 18

27/08/2007 17:15

Race (40:00 Time)

Pos	No.	Class	Name	Car	Laps	Total Tm	Avg. Speed	Diff	Gap	Best Tm	Best Spd
1	69	SRD -GUB	MINSHAW/MINSHAW	Chevron B8	20	40:17.803	80.165	-	-	1:52.430	86.198
2	82	SRD -GUB	Hugh COLMAN	Chevron B8	20	40:28.603	79.809	+10.800	+10.800	1:55.287	84.062
3	32	SRD -GUB	John MOULDS	Crossle 9S	20	40:42.360	79.359	+24.557	+13.757	1:54.301	84.787
4	22	SRB -GUB	Nigel BANCROFT	Merlyn Mk4A	20	41:11.108	78.436	+53.305	+28.748	1:53.241	85.580
5	93	SRE -GUB	DOUGLAS/FEARON	Ginetta G12	20	41:43.901	77.409	+1:26.098	+32.793	1:58.405	81.848
6	40	SRB -GUB	Rupert WHYTE	Lotus 23B	20	41:53.153	77.124	+1:35.350	+9.252	1:58.866	81.530
7	61	SRD -GUA	THOMPSON/MCCLURG	Chevron B6	20	41:57.413	76.993	+1:39.610	+4.260	1:57.512	82.470
8	31	C2 -GUB	JENKINSON/YOUNG	Jaguar E- Type	20	41:59.061	76.943	+1:41.258	+1.648	1:59.069	81.391
9	26	B1 -GUB	Roberto GIORDANELLI	Lotus Elan 26R	20	42:00.133	76.910	+1:42.330	+1.072	1:58.944	81.477
10	91	SRB -GUB	VAN DER KROFT/BURNI	Merlyn Mk4	20	42:09.986	76.611	+1:52.183	+9.853	1:57.858	82.228
11	9	SRB -GUB	Andrew WILLIS	Brabham BT5	19	40:21.156	76.052	1 Lap	1 Lap	1:59.752	80.927
12	85	C2 -GUB	Michael HAYWOOD	Jaguar E-Type	18	40:55.486	71.042	2 Laps	1 Lap	2:09.471	74.852
13	50	C2 -GUB	POLLARD/GOODALL	Jaguar E-Type	18	41:23.340	70.245	+27.854	+27.854	2:09.157	75.034
14	6	D -GUE	BETTS/WINTER	Ford Shelby Mustar	18	42:31.712	68.363	+1:36.226	+1:08.372	2:11.002	73.977
15	51	B2 -GUB	YARWOOD/KINSEY	MGB	18	42:38.307	68.186	+1:42.821	+6.595	2:12.146	73.337
16	56	C2 -GUB	Peter LANFRANCHI	Jaguar E-Type	17	40:28.565	67.839	3 Laps	1 Lap	2:15.158	71.703
17	39	A1 -GUB	PAGE/PAGE	Marcos GT Gullwing	17	40:49.723	67.253	+21.158	+21.158	2:14.233	72.197
18	84	B2 -GUB	Graham JONES	MGB	17	41:19.484	66.445	+50.919	+29.761	2:16.145	71.183
19	42	C2 -GUB	Scotty TAYLOR	Cooper Bobtail	16	40:36.634	63.637	4 Laps	1 Lap	2:23.066	67.739
20	58	B3 -GUB	TART/TART	Triumph TR4	16	41:01.755	62.987	+25.121	+25.121	2:20.126	69.161

Not classified (80% = 16 Laps)

21	12	SRD -GUB	Ross MAXWELL	Chevron B8	0	-:----	-	-	-	-:----	-
22	41	SRE -GUB	Gareth JACKSON	Nerus Silhouette	0	-:----	-	-	-	-:----	-
23	14	SRB -GUB	Bob HASSALL-GIBSON	Mercury TL23B	0	-:----	-	-	-	-:----	-

Margin of Victory	Avg. Speed	Best Lap Tm	Best Spd	Best Lap by
+10.800	80.165	1:52.430	86.198	[69] MINSHAW/MINSHAW

Printed: 27/08/2007 18:24:26

Licensed to: MST Sports Timing Ltd

Chief Timekeeper

Orbits 3

Clerk of Course

www.amb-it.com

www.mylaps.com

HSCC Oulton Park Gold Cup

Lapchart


Guards Trophy GTSR (race B)

Oulton Park International 2.692 Miles

Race 18

27/08/2007 17:15

Race (40:00 Time)



Competitors	Laps																				
	0	1	2	3	4	5	6	7	8	9	10	11	12	13	14	15	16	17	18	19	20
Hugh COLMAN (82)	1	82	82	82	82	82	82	82	82	82	82	82	22	22	82	82	82	69	69	69	69
MINSHAW/MINSHAW (69)	2	69	69	69	69	69	69	69	32	32	32	32	93	93	69	69	69	82	82	82	82
VAN DER KROFT/BURNETT (91)	3	91	22	22	22	22	32	32	69	22	22	22	31	82	32	32	32	32	32	32	32
John MOULDS (32)	4	32	91	32	32	32	22	22	22	31	31	93	26	69	22	22	22	22	22	22	22
Nigel BANCROFT (22)	5	22	31	31	31	31	31	31	31	93	93	31	82	32	93	93	93	93	93	93	93
JENKINSON/YOUNG (31)	6	31	26	91	91	93	93	93	93	26	26	26	9	31	31	31	40	40	40	40	40
Roberto GIORDANELLI (26)	7	26	32	40	93	91	91	91	26	26	40	40	40	69	26	26	40	31	31	31	61
Rupert WHYTE (40)	8	40	40	26	26	26	40	40	40	9	9	9	32	40	40	26	26	26	26	61	31
Andrew WILLIS (9)	9	9	9	93	40	40	26	26	9	61	61	91	91	40	61	61	61	61	61	26	26
DOUGLAS/FEARON (93)	10	93	93	9	9	9	9	9	61	9	91	69	69	61	9	9	91	91	91	91	91
Michael HAYWOOD (85)	11	85	85	50	61	61	61	61	91	91	69	61	61	91	91	91	9	9	9	9	9
YARWOOD/KINSEY (51)	12	51	50	61	50	50	50	50	50	50	85	85	85	85	85	85	85	85	85	85	85
BETTS/WINTER (6)	13	6	61	85	85	85	85	85	85	85	6	51	51	50	50	50	50	50	50	50	50
Peter LANFRANCHI (56)	14	56	51	6	6	6	6	6	6	6	6	51	39	50	51	51	51	6	6	6	6
Graham JONES (84)	15	84	6	51	51	51	51	51	51	51	39	50	6	6	6	6	51	51	51	51	51
POLLARD/GOODALL (50)	16	50	56	56	56	56	56	56	56	56	50	6	56	56	56	56	56	56	56	56	56
TART/TART (58)	17	58	84	84	39	39	39	84	84	84	39	56	56	39	39	39	39	39	39	39	39
THOMPSON/MCCLURG (61)	18	61	39	39	84	84	84	39	39	39	42	84	84	84	84	84	84	84	84	84	84
Scotty TAYLOR (42)	19	42	42	42	42	42	42	42	42	42	84	42	42	42	42	42	42	42	42	42	42
PAGE/PAGE (39)	20	39	58	58	58	58	58	58	58	58	58	58	58	58	58	58	58	58	58	58	58
-	21																				
-	22																				
-	23																				

HSCC Oulton Park Gold Cup

Guards Trophy GTSR (race B)

Oulton Park International 2.692 Miles

Race 18

27/08/2007 17:15

Race (40:00 Time)

Lap	Lap Tm	Diff	Time of Day
(69) MINSHAW/MINSHAW			
1	2:05.841	+13.411	17:24:54.966
2	1:58.743	+6.313	17:26:53.709
3	1:57.339	+4.909	17:28:51.048
4	1:56.706	+4.276	17:30:47.754
5	1:57.954	+5.524	17:32:45.708
6	1:56.646	+4.216	17:34:42.354
7	1:58.658	+6.228	17:36:41.012
8	2:06.700	+14.270	17:38:47.712
9	3:13.204	+1:20.774	17:42:00.916
10	1:57.894	+5.464	17:43:58.810
11	1:55.933	+3.503	17:45:54.743
12	1:55.353	+2.923	17:47:50.096
13	1:55.768	+3.338	17:49:45.864
14	1:54.865	+2.435	17:51:40.729
15	1:54.585	+2.155	17:53:35.314
16	1:52.430	-	17:55:27.744
17	1:54.426	+1.996	17:57:22.170
18	1:53.605	+1.175	17:59:15.775
19	1:55.485	+3.055	18:01:11.260
20	1:55.666	+3.236	18:03:06.926

(82) Hugh COLMAN			
1	2:02.803	+7.516	17:24:51.927
2	1:56.224	+0.937	17:26:48.151
3	1:55.497	+0.210	17:28:43.648
4	1:55.550	+0.263	17:30:39.198
5	1:56.260	+0.973	17:32:35.458
6	1:57.101	+1.814	17:34:32.559
7	1:58.865	+3.578	17:36:31.424
8	1:57.057	+1.770	17:38:28.481
9	1:57.992	+2.705	17:40:26.473
10	1:57.979	+2.692	17:42:24.452
p11	2:00.359	+5.072	17:44:24.811
12	3:14.477	+1:19.190	17:47:39.288
13	1:57.543	+2.256	17:49:36.831
14	1:57.466	+2.179	17:51:34.297
15	1:57.997	+2.710	17:53:32.294
16	1:55.287	-	17:55:27.581
17	1:55.325	+0.038	17:57:22.906
18	1:57.492	+2.205	17:59:20.398
19	1:58.464	+3.177	18:01:18.862
20	1:58.864	+3.577	18:03:17.726

(32) John MOULDS			
1	2:09.318	+15.017	17:25:01.827
2	1:58.388	+4.087	17:27:00.215
3	1:56.524	+2.223	17:28:56.739
4	1:55.906	+1.605	17:30:52.645
5	1:56.698	+2.397	17:32:49.343
6	1:58.066	+3.765	17:34:47.409
7	1:56.601	+2.300	17:36:44.010
8	1:56.797	+2.496	17:38:40.807
9	1:56.114	+1.813	17:40:36.921
10	1:58.317	+4.016	17:42:35.238
p11	1:54.301	-	17:44:29.539
12	3:27.093	+1:32.792	17:47:56.632
13	1:55.656	+1.355	17:49:52.288
14	1:59.350	+5.049	17:51:51.638
15	1:55.784	+1.483	17:53:47.422
16	1:57.621	+3.320	17:55:45.043
17	1:56.935	+2.634	17:57:41.978
18	1:55.712	+1.411	17:59:37.690
19	1:57.372	+3.071	18:01:35.062
20	1:56.421	+2.120	18:03:31.483

Lap	Lap Tm	Diff	Time of Day
(22) Nigel BANCROFT			
1	2:03.092	+9.851	17:24:55.602
2	1:59.745	+6.504	17:26:55.347
3	1:58.817	+5.576	17:28:54.164
4	1:57.150	+3.909	17:30:51.314
5	1:57.795	+4.554	17:32:49.109
6	2:01.672	+8.431	17:34:50.781
7	1:58.954	+5.713	17:36:49.735
8	1:59.954	+6.713	17:38:49.689
9	1:58.831	+5.590	17:40:48.520
10	1:59.518	+6.277	17:42:48.038
11	1:53.241	-	17:44:41.279
12	2:03.663	+10.422	17:46:44.942
p13	2:09.177	+15.936	17:48:54.119
14	3:10.620	+1:17.379	17:52:04.739
15	1:58.277	+5.036	17:54:03.016
16	2:03.997	+10.756	17:56:07.013
17	1:57.906	+4.665	17:58:04.919
18	1:58.082	+4.841	18:00:03.001
19	1:57.904	+4.663	18:02:00.905
20	1:59.326	+6.085	18:04:00.231

(93) DOUGLAS/FEARON			
1	2:10.323	+11.918	17:25:04.330
2	2:01.106	+2.701	17:27:05.436
3	2:00.351	+1.946	17:29:05.787
4	1:58.405	-	17:31:04.192
5	1:58.494	+0.089	17:33:02.686
6	2:00.076	+1.671	17:35:02.762
7	2:00.519	+2.114	17:37:03.281
8	2:00.794	+2.389	17:39:04.075
9	2:01.001	+2.596	17:41:05.076
10	2:02.028	+3.623	17:43:07.104
11	1:59.557	+1.152	17:45:06.661
12	1:58.950	+0.545	17:47:05.611
p13	2:07.371	+8.966	17:49:12.982
14	3:18.561	+1:20.156	17:52:31.543
15	1:58.937	+0.532	17:54:30.480
16	1:59.805	+1.400	17:56:30.285
17	2:00.168	+1.763	17:58:30.453
18	2:02.867	+4.462	18:00:33.320
19	1:59.620	+1.215	18:02:32.940
20	2:00.084	+1.679	18:04:33.024

(40) Rupert WHYTE			
1	2:08.497	+9.631	17:25:02.144
2	2:02.673	+3.807	17:27:04.817
3	2:04.602	+5.736	17:29:09.419
4	2:00.607	+1.741	17:31:10.026
5	2:00.850	+1.984	17:33:10.876
6	2:01.812	+2.946	17:35:12.688
7	2:05.964	+7.098	17:37:18.652
8	2:00.286	+1.420	17:39:18.938
9	2:01.414	+2.548	17:41:20.352
10	2:00.215	+1.349	17:43:20.567
p11	2:06.013	+7.147	17:45:26.580
12	3:13.306	+1:14.440	17:48:39.886
13	2:00.052	+1.186	17:50:39.938
14	1:59.177	+0.311	17:52:39.115
15	1:58.866	-	17:54:37.981
16	2:01.832	+2.966	17:56:39.813
17	1:59.993	+1.127	17:58:39.806
18	2:01.018	+2.152	18:00:40.824
19	2:00.815	+1.949	18:02:41.639
20	2:00.637	+1.771	18:04:42.276

Lap	Lap Tm	Diff	Time of Day
(61) THOMPSON/MCCLURG			
1	2:16.546	+19.034	17:25:12.657
2	2:10.104	+12.592	17:27:22.761
3	2:01.536	+4.024	17:29:24.297
4	2:01.387	+3.875	17:31:25.684
5	1:59.563	+2.051	17:33:25.247
6	1:59.198	+1.686	17:35:24.445
7	2:00.031	+2.519	17:37:24.476
8	1:59.540	+2.028	17:39:24.016
p9	2:09.398	+11.886	17:41:33.414
10	3:12.807	+1:15.295	17:44:46.221
11	2:07.570	+10.058	17:46:53.791
12	1:57.512	-	17:48:51.303
13	2:00.224	+2.712	17:50:51.527
14	1:59.523	+2.011	17:52:51.050
15	2:00.198	+2.686	17:54:51.248
16	1:59.510	+1.998	17:56:50.758
17	1:59.218	+1.706	17:58:49.976
18	1:58.865	+1.353	18:00:48.841
19	1:59.515	+2.003	18:02:48.356
20	1:58.180	+0.668	18:04:46.536

(31) JENKINSON/YOUNG			
1	2:07.343	+8.274	17:25:00.705
2	2:00.836	+1.767	17:27:01.541
3	1:59.069	-	17:29:00.610
4	2:00.084	+1.015	17:31:00.694
5	1:59.869	+0.800	17:33:00.563
6	2:01.702	+2.633	17:35:02.265
7	2:00.542	+1.473	17:37:02.807
8	2:00.845	+1.776	17:39:03.652
9	2:01.011	+1.942	17:41:04.663
10	2:01.644	+2.575	17:43:06.307
11	2:01.121	+2.052	17:45:07.428
p12	2:06.857	+7.788	17:47:14.285
13	3:18.352	+1:19.283	17:50:32.637
14	2:01.485	+2.416	17:52:34.122
15	2:01.092	+2.023	17:54:35.214
16	2:04.849	+5.780	17:56:40.063
17	2:01.415	+2.346	17:58:41.478
18	2:02.097	+3.028	18:00:43.575
19	2:01.545	+2.476	18:02:45.120
20	2:03.064	+3.995	18:04:48.184

(26) Roberto GIORDANELLI			
1	2:08.390	+9.446	17:25:01.769
2	2:03.456	+4.512	17:27:05.225
3	2:03.090	+4.146	17:29:08.315
4	2:01.324	+2.380	17:31:09.639
5	2:01.997	+3.053	17:33:11.636
6	2:01.441	+2.497	17:35:13.077
7	2:02.890	+3.946	17:37:15.967
8	2:00.515	+1.571	17:39:16.482
9	2:01.090	+2.146	17:41:17.572
10	2:02.285	+3.341	17:43:19.857
11	2:01.300	+2.356	17:45:21.157
p12	2:07.250	+8.306	17:47:28.407
13	3:10.722	+1:11.778	17:50:39.129
14	1:59.414	+0.470	17:52:38.543
15	2:00.034	+1.090	17:54:38.577
16	2:02.291	+3.347	17:56:40.868
17	2:06.742	+7.798	17:58:47.610
18	2:00.877	+1.933	18:00:48.487
19	2:01.825	+2.881	18:02:50.312
20	1:58.944	-	18:04:49.256

HSCC Oulton Park Gold Cup

Guards Trophy GTSR (race B)

Oulton Park International 2.692 Miles

Race 18

27/08/2007 17:15

Race (40:00 Time)

Lap	Lap Tm	Diff	Time of Day
(91) VAN DER KROFT/BURNETT			
1	2:09.336	+11.478	17:25:00.634
2	2:03.665	+5.807	17:27:04.299
3	2:01.305	+3.447	17:29:05.604
4	2:02.352	+4.494	17:31:07.956
5	2:01.805	+3.947	17:33:09.761
6	2:02.605	+4.747	17:35:12.366
7	2:18.877	+21.019	17:37:31.243
8	2:04.402	+6.544	17:39:35.645
9	2:02.273	+4.415	17:41:37.918
10	2:03.095	+5.237	17:43:41.013
11	2:12.107	+14.249	17:45:53.120
12	3:18.727	+1:20.869	17:49:11.847
13	1:59.462	+1.604	17:51:11.309
14	1:57.991	+0.133	17:53:09.300
15	1:57.860	+0.002	17:55:07.160
16	1:58.630	+0.772	17:57:05.790
17	1:57.858	-	17:59:03.648
18	1:58.712	+0.854	18:01:02.360
19	1:58.111	+0.253	18:03:00.471
20	1:58.638	+0.780	18:04:59.109

Lap	Lap Tm	Diff	Time of Day
(9) Andrew WILLIS			
1	2:10.024	+10.272	17:25:03.799
2	2:04.098	+4.346	17:27:07.897
3	2:02.883	+3.131	17:29:10.780
4	2:02.960	+3.208	17:31:13.740
5	2:02.126	+2.374	17:33:15.866
6	2:02.450	+2.698	17:35:18.316
7	2:05.118	+5.366	17:37:23.434
8	2:03.274	+3.522	17:39:26.708
9	2:03.573	+3.821	17:41:30.281
10	2:05.052	+5.300	17:43:35.333
11	2:03.090	+3.338	17:45:38.423
p12	2:10.625	+10.873	17:47:49.048
13	3:17.942	+1:18.190	17:51:06.990
14	2:02.272	+2.520	17:53:09.262
15	1:59.752	-	17:55:09.014
16	2:00.747	+0.995	17:57:09.761
17	1:59.818	+0.066	17:59:09.579
18	1:59.940	+0.188	18:01:09.519
19	2:00.760	+1.008	18:03:10.279

Lap	Lap Tm	Diff	Time of Day
(85) Michael HAYWOOD			
1	2:15.811	+6.340	17:25:10.194
2	2:14.222	+4.751	17:27:24.416
3	2:12.201	+2.730	17:29:36.617
4	2:11.673	+2.202	17:31:48.290
5	2:11.802	+2.331	17:34:00.092
6	2:12.362	+2.891	17:36:12.454
7	2:10.527	+1.056	17:38:22.981
8	2:09.966	+0.495	17:40:32.947
9	2:11.821	+2.350	17:42:44.768
10	2:11.104	+1.633	17:44:55.872
11	2:12.487	+3.016	17:47:08.359
p12	2:17.293	+7.822	17:49:25.652
13	3:27.127	+1:17.656	17:52:52.779
14	2:10.431	+0.960	17:55:03.210
15	2:11.097	+1.626	17:57:14.307
16	2:10.895	+1.424	17:59:25.202
17	2:09.936	+0.465	18:01:35.138
18	2:09.471	-	18:03:44.609

Lap	Lap Tm	Diff	Time of Day
(50) POLLARD/GOODALL			
1	2:14.879	+5.722	17:25:10.444

Lap	Lap Tm	Diff	Time of Day
2	2:10.437	+1.280	17:27:20.881
3	2:10.582	+1.425	17:29:31.463
4	2:10.436	+1.279	17:31:41.899
5	2:10.246	+1.089	17:33:52.145
6	2:09.157	-	17:36:01.302
7	2:10.263	+1.106	17:38:11.565
8	2:10.600	+1.443	17:40:22.165
p9	2:20.993	+11.836	17:42:43.158
10	3:38.772	+1:29.615	17:46:21.930
11	2:15.209	+6.052	17:48:37.139
12	2:14.291	+5.134	17:50:51.430
13	2:12.510	+3.353	17:53:03.940
14	2:13.823	+4.666	17:55:17.763
15	2:14.154	+4.997	17:57:31.917
16	2:12.993	+3.836	17:59:44.910
17	2:14.106	+4.949	18:01:59.016
18	2:13.447	+4.290	18:04:12.463

Lap	Lap Tm	Diff	Time of Day
(6) BETTS/WINTER			
1	2:19.034	+8.032	17:25:13.553
2	2:12.124	+1.122	17:27:25.677
3	2:11.457	+0.455	17:29:37.134
4	2:11.354	+0.352	17:31:48.488
5	2:11.962	+0.960	17:34:00.450
6	2:12.359	+1.357	17:36:12.809
7	2:11.002	-	17:38:23.811
8	2:12.874	+1.872	17:40:36.685
9	2:13.584	+2.582	17:42:50.269
p10	2:21.272	+10.270	17:45:11.541
11	3:52.239	+1:41.237	17:49:03.780
12	2:22.651	+11.649	17:51:26.431
13	2:20.049	+9.047	17:53:46.480
14	2:18.534	+7.532	17:56:05.014
15	2:17.420	+6.418	17:58:22.434
16	2:15.708	+4.706	18:00:38.142
17	2:21.250	+10.248	18:02:59.392
18	2:21.443	+10.441	18:05:20.835

Lap	Lap Tm	Diff	Time of Day
(51) YARWOOD/KINSEY			
1	2:18.705	+6.559	17:25:13.223
2	2:14.510	+2.364	17:27:27.733
3	2:12.790	+0.644	17:29:40.523
4	2:12.972	+0.826	17:31:53.495
5	2:12.374	+0.228	17:34:05.869
6	2:12.169	+0.023	17:36:18.038
7	2:14.039	+1.893	17:38:32.077
8	2:13.657	+1.511	17:40:45.734
9	2:12.918	+0.772	17:42:58.652
10	2:14.249	+2.103	17:45:12.901
11	2:12.146	-	17:47:25.047
12	2:16.673	+4.527	17:49:41.720
13	3:53.005	+1:40.859	17:53:34.725
14	2:22.898	+10.752	17:55:57.623
15	2:21.949	+9.803	17:58:19.572
16	2:23.748	+11.602	18:00:43.320
17	2:22.785	+10.639	18:03:06.105
18	2:21.325	+9.179	18:05:27.430

Lap	Lap Tm	Diff	Time of Day
(56) Peter LANFRANCHI			
1	2:19.650	+4.492	17:25:14.608
2	2:15.594	+0.436	17:27:30.202
3	2:16.472	+1.314	17:29:46.674
4	2:15.682	+0.524	17:32:02.356
5	2:15.870	+0.712	17:34:18.226
6	2:16.763	+1.605	17:36:34.989
7	2:16.390	+1.232	17:38:51.379

Lap	Lap Tm	Diff	Time of Day
8	2:15.158	-	17:41:06.537
p9	2:25.164	+10.006	17:43:31.701
10	3:48.182	+1:33.024	17:47:19.883
11	2:16.948	+1.790	17:49:36.831
12	2:16.553	+1.395	17:51:53.384
13	2:15.295	+0.137	17:54:08.679
14	2:17.764	+2.606	17:56:26.443
15	2:16.942	+1.784	17:58:43.385
16	2:16.809	+1.651	18:01:00.194
17	2:17.494	+2.336	18:03:17.688

Lap	Lap Tm	Diff	Time of Day
(39) PAGE/PAGE			
1	2:21.116	+6.883	17:25:18.060
2	2:15.065	+0.832	17:27:33.125
3	2:15.469	+1.236	17:29:48.594
4	2:14.233	-	17:32:02.827
5	2:16.199	+1.966	17:34:19.026
6	2:41.308	+27.075	17:37:00.334
7	2:16.603	+2.370	17:39:16.937
8	2:14.932	+0.699	17:41:31.869
9	2:16.967	+2.734	17:43:48.836
10	2:16.585	+2.352	17:46:05.421
p11	2:23.852	+9.619	17:48:29.273
12	3:41.194	+1:26.961	17:52:10.467
13	2:15.298	+1.065	17:54:25.765
14	2:16.968	+2.735	17:56:42.733
15	2:17.489	+3.256	17:59:00.222
16	2:19.193	+4.960	18:01:19.415
17	2:19.431	+5.198	18:03:38.846

Lap	Lap Tm	Diff	Time of Day
(84) Graham JONES			
1	2:21.711	+5.566	17:25:16.968
2	2:16.145	-	17:27:33.113
3	2:16.672	+0.527	17:29:49.785
4	2:16.877	+0.732	17:32:06.662
5	2:16.841	+0.696	17:34:23.503
6	2:17.705	+1.560	17:36:41.208
7	2:16.838	+0.693	17:38:58.046
p8	2:25.008	+8.863	17:41:23.054
9	4:11.294	+1:55.149	17:45:34.348
10	2:21.777	+5.632	17:47:56.125
11	2:18.589	+2.444	17:50:14.714
12	2:17.366	+1.221	17:52:32.080
13	2:21.018	+4.873	17:54:53.098
14	2:18.238	+2.093	17:57:11.336
15	2:20.257	+4.112	17:59:31.593
16	2:18.525	+2.380	18:01:50.118
17	2:18.489	+2.344	18:04:08.607

Lap	Lap Tm	Diff	Time of Day
(42) Scotty TAYLOR			
1	2:27.791	+4.725	17:25:24.251
2	2:24.807	+1.741	17:27:49.058
3	2:24.372	+1.306	17:30:13.430
4	2:25.682	+2.616	17:32:39.112
5	2:26.572	+3.506	17:35:05.684
6	2:28.286	+5.220	17:37:33.970
7	2:25.196	+2.130	17:39:59.166
8	2:23.066	-	17:42:22.232
p9	2:38.167	+15.101	17:45:00.399
10	3:48.471	+1:25.405	17:48:48.870
11	2:25.650	+2.584	17:51:14.520
12	2:25.590	+2.524	17:53:40.110
13	2:28.400	+5.334	17:56:08.510
14	2:24.114	+1.048	17:58:32.624
15	2:25.830	+2.764	18:00:58.454
16	2:27.303	+4.237	18:03:25.757

HSCC Oulton Park Gold Cup

Guards Trophy GTSR (race B)

Oulton Park International 2.692 Miles

Race 18

27/08/2007 17:15

Race (40:00 Time)

Lap	Lap Tm	Diff	Time of Day
(58) TART/TART			
1	2:32.045	+11.919	17:25:28.031
2	2:29.536	+9.410	17:27:57.567
3	2:28.980	+8.854	17:30:26.547
4	2:31.617	+11.491	17:32:58.164
5	2:31.146	+11.020	17:35:29.310
6	2:27.471	+7.345	17:37:56.781
7	2:29.963	+9.837	17:40:26.744
8	2:29.595	+9.469	17:42:56.339
p9	2:40.134	+20.008	17:45:36.473
10	3:52.827	+1:32.701	17:49:29.300
11	2:35.888	+15.762	17:52:05.188
12	2:21.729	+1.603	17:54:26.917
13	2:21.021	+0.895	17:56:47.938
14	2:22.230	+2.104	17:59:10.168
15	2:20.126	-	18:01:30.294
16	2:20.584	+0.458	18:03:50.878

Lap Lap Tm Diff Time of Day

Lap Lap Tm Diff Time of Day

HSCC Oulton Park Gold Cup

Sorted on Best Lap time

Legends Race

Oulton Park International 2.692 Miles

Qualifying

27/08/2007 08:30

Qualify (30:00 Time)

Pos	No.	Class	Name	Car	Laps	Best Tm	Diff	Best Spd	n Lap	2nd Best
1	10	PW5	NEUMARK/HOPE	Alfa Romeo 8C Monza	11	2:14.595	-	72.003	11	2:17.595
2	25	PW4	BURNETT/STEVENS	Alta Sports	4	2:19.052	+4.457	69.695	1	2:19.484
3	45	PW2	GILLET/BLAKENEY-EDW	Frazer Nash Supersports	11	2:21.710	+7.115	68.388	11	2:23.516
4	33	PW1	MAHANY/BAXTER	HRG Le Mans Model	11	2:26.305	+11.710	66.240	11	2:27.656
5	26	PW3	Jim CAMPBELL	Aston Martin Mk2	11	2:26.379	+11.784	66.206	8	2:26.897
6	22	PW4	HUDSON/SADLER	Talbot 105	10	2:31.692	+17.097	63.887	10	2:33.060
7	41	PW2	CHAMPION/STANTON	Frazer Nash Supersports	10	2:32.216	+17.621	63.667	10	2:35.302
8	3	PW5	WARRINGTON/GUYATT	Blackhawk Stutz Le Mans	6	2:32.297	+17.702	63.634	4	2:33.979
9	44	PW2	Wayne GIBSON	Singer B37 Sport	8	2:32.383	+17.788	63.598	7	2:34.037
10	40	PW5	John POLSON	Talbot Alpine	5	2:33.464	+18.869	63.150	1	2:33.698
11	7	PW5	Mark BUTTERWORTH	Lagonda Le Mans V12	4	2:34.981	+20.386	62.532	1	2:37.739
12	77	PW1	Adrian VAN DER KROFT	Morgan 4-4 TT Replica	7	2:36.991	+22.396	61.731	2	2:37.802
13	6	PW2	FENICHEL/DUTTON	MG K1/K3	10	2:39.935	+25.340	60.595	3	2:41.035
14	39	PW3	PARR/MICHELL	Frazer Nash 328	10	2:40.768	+26.173	60.281	10	2:41.974
15	48	PW2	WARDALE/BRIGHTMAN	Riley TT Sprite	9	2:43.148	+28.553	59.401	3	2:44.363
16	11	PW4	WILTSHIRE/MORLEY	Bentley 3Litre	10	2:43.168	+28.573	59.394	4	2:43.495
17	55	PW5	GUEST/GRANT	Bentley 4.1/2 Le Mans Tr	8	2:45.959	+31.364	58.395	2	2:53.182
18	46	PW2	Peter PLASKITT	MG PB	6	2:50.789	+36.194	56.744	5	2:51.359
19	24	PW2	HICKS/HICKS	Aston Martin Ulster LM15	9	2:51.403	+36.808	56.540	2	2:52.057
20	69	PW5	Martin OVERINGTON	Bentley Blower	4	2:55.239	+40.644	55.303	2	2:58.029
21	37	PW1	CLARKE/SEBBA	Morgan 4-4 LM	9	2:57.193	+42.598	54.693	3	2:58.930
22	20	PW4	ARTHURS/RUDDLE	Bentley 3 Litre VDP	8	3:06.532	+51.937	51.955	8	3:08.894

HSCC Oulton Park Gold Cup

Legends Race

Oulton Park International 2.692 Miles

Qualifying

27/08/2007 08:30

Qualify (30:00 Time)

Lap	Lap Tm	Diff	Time of Day
(10) NEUMARK/HOPE			
1	2:30.624	+16.029	8:36:10.092
2	2:27.228	+12.633	8:38:37.320
3	2:22.293	+7.698	8:40:59.613
p4	2:44.871	+30.276	8:43:44.484
5	4:00.549	+1:45.954	8:47:45.033
6	2:27.008	+12.413	8:50:12.041
7	2:20.738	+6.143	8:52:32.779
8	2:20.601	+6.006	8:54:53.380
9	2:20.190	+5.595	8:57:13.570
10	2:17.595	+3.000	8:59:31.165
11	2:14.595	-	9:01:45.760

(25) BURNETT/STEVENS			
1	2:19.052	-	8:35:44.358
2	2:20.432	+1.380	8:38:04.790
3	2:19.484	+0.432	8:40:24.274
p4	2:29.072	+10.020	8:42:53.346

(45) GILLET/BLAKENEY-EDWARDS			
1	2:44.021	+22.311	8:36:27.413
2	2:24.959	+3.249	8:38:52.372
3	2:25.774	+4.064	8:41:18.146
4	2:23.516	+1.806	8:43:41.662
5	2:26.392	+4.682	8:46:08.054
p6	2:36.796	+15.086	8:48:44.850
7	2:59.605	+37.895	8:51:44.455
8	2:30.360	+8.650	8:54:14.815
9	2:27.087	+5.377	8:56:41.902
10	2:24.836	+3.126	8:59:06.738
11	2:21.710	-	9:01:28.448

(33) MAHANY/BAXTER			
1	2:28.222	+1.917	8:36:07.998
2	2:28.555	+2.250	8:38:36.553
3	2:28.020	+1.715	8:41:04.573
4	2:34.734	+8.429	8:43:39.307
5	3:09.015	+42.710	8:46:48.322
6	2:36.039	+9.734	8:49:24.361
7	2:29.869	+3.564	8:51:54.230
8	2:27.656	+1.351	8:54:21.886
9	2:33.421	+7.116	8:56:55.307
10	2:28.375	+2.070	8:59:23.682
11	2:26.305	-	9:01:49.987

(26) Jim CAMPBELL			
1	2:26.897	+0.518	8:35:38.560
2	2:35.212	+8.833	8:38:13.772
3	2:28.719	+2.340	8:40:42.491
4	2:28.512	+2.133	8:43:11.003
5	2:30.943	+4.564	8:45:41.946
6	2:34.798	+8.419	8:48:16.744
7	2:38.315	+11.936	8:50:55.059
8	2:26.379	-	8:53:21.438
9	2:33.150	+6.771	8:55:54.588
10	2:34.718	+8.339	8:58:29.306
11	2:31.224	+4.845	9:01:00.530

(22) HUDSON/SADLER			
1	2:43.651	+11.959	8:36:05.872
2	2:45.598	+13.906	8:38:51.470
3	2:45.562	+13.870	8:41:37.032
4	2:43.865	+12.173	8:44:20.897
5	2:45.494	+13.802	8:47:06.391
p6	2:56.791	+25.099	8:50:03.182

Lap	Lap Tm	Diff	Time of Day
7	3:33.779	+1:02.087	8:53:36.961
8	2:34.048	+2.356	8:56:11.009
9	2:33.060	+1.368	8:58:44.069
10	2:31.692	-	9:01:15.761

(41) CHAMPION/STANTON			
1	2:42.402	+10.186	8:35:54.724
2	2:41.829	+9.613	8:38:36.553
3	2:40.815	+8.599	8:41:17.368
p4	2:48.454	+16.238	8:44:05.822
5	3:53.469	+1:21.253	8:47:59.291
6	2:39.501	+7.285	8:50:38.792
7	2:37.037	+4.821	8:53:15.829
8	2:36.555	+4.339	8:55:52.384
9	2:35.302	+3.086	8:58:27.686
10	2:32.216	-	9:00:59.902

(3) WARRINGTON/GUYATT			
1	2:34.280	+1.983	8:35:34.983
2	2:34.065	+1.768	8:38:09.048
3	2:34.415	+2.118	8:40:43.463
4	2:32.297	-	8:43:15.760
5	2:33.979	+1.682	8:45:49.739
p6	2:46.583	+14.286	8:48:36.322

(44) Wayne GIBSON			
1	2:35.537	+3.154	8:36:17.623
2	2:34.037	+1.654	8:38:51.660
3	2:36.332	+3.949	8:41:27.992
4	2:37.265	+4.882	8:44:05.257
5	2:38.951	+6.568	8:46:44.208
6	2:42.196	+9.813	8:49:26.404
7	2:32.383	-	8:51:58.787
8	2:36.248	+3.865	8:54:35.035

(40) John POLSON			
1	2:33.464	-	8:35:33.836
2	2:34.198	+0.734	8:38:08.034
3	2:35.156	+1.692	8:40:43.190
4	2:33.698	+0.234	8:43:16.888
p5	2:48.092	+14.628	8:46:04.980

(7) Mark BUTTERWORTH			
1	2:34.981	-	8:36:07.425
2	2:40.748	+5.767	8:38:48.173
3	2:37.739	+2.758	8:41:25.912
p4	3:07.421	+32.440	8:44:33.333

(77) Adrian VAN DER KROFT			
1	2:39.256	+2.265	8:36:14.049
2	2:36.991	-	8:38:51.040
3	2:37.802	+0.811	8:41:28.842
4	2:38.152	+1.161	8:44:06.994
5	3:03.371	+26.380	8:47:10.365
6	2:45.484	+8.493	8:49:55.849
p7	2:54.713	+17.722	8:52:50.562

(6) FENICHEL/DUTTON			
1	2:45.213	+5.278	8:36:25.949
2	2:45.027	+5.092	8:39:10.976
3	2:39.935	-	8:41:50.911
4	2:41.035	+1.100	8:44:31.946
p5	2:52.804	+12.869	8:47:24.750
6	3:49.850	+1:09.915	8:51:14.600
7	2:52.809	+12.874	8:54:07.409
8	2:46.878	+6.943	8:56:54.287

Lap	Lap Tm	Diff	Time of Day
9	2:47.932	+7.997	8:59:42.219
10	2:43.746	+3.811	9:02:25.965

(39) PARR/MICHELL			
1	2:47.168	+6.400	8:36:37.814
2	2:43.931	+3.163	8:39:21.745
3	2:46.913	+6.145	8:42:08.658
p4	2:59.173	+18.405	8:45:07.831
5	3:37.381	+56.613	8:48:45.212
6	2:45.681	+4.913	8:51:30.893
7	2:43.563	+2.795	8:54:14.456
8	2:41.974	+1.206	8:56:56.430
9	2:42.321	+1.553	8:59:38.751
10	2:40.768	-	9:02:19.519

(48) WARDALE/BRIGHTMAN			
1	2:44.363	+1.215	8:36:26.135
2	2:47.577	+4.429	8:39:13.712
3	2:43.148	-	8:41:56.860
p4	2:55.446	+12.298	8:44:52.306
5	3:52.329	+1:09.181	8:48:44.635
6	2:56.065	+12.917	8:51:40.700
7	2:55.832	+12.684	8:54:36.532
8	2:56.658	+13.510	8:57:33.190
9	2:51.196	+8.048	9:00:24.386

(11) WILTSHIRE/MORLEY			
1	2:49.435	+6.267	8:36:37.764
2	2:49.201	+6.033	8:39:26.965
3	2:43.495	+0.327	8:42:10.460
4	2:43.168	-	8:44:53.628
p5	2:51.523	+8.355	8:47:45.151
6	3:28.468	+45.300	8:51:13.619
7	2:48.505	+5.337	8:54:02.124
8	2:46.456	+3.288	8:56:48.580
9	2:49.708	+6.540	8:59:38.288
10	2:45.318	+2.150	9:02:23.606

(55) GUEST/GRANT			
1	2:53.773	+7.814	8:36:33.433
2	2:45.959	-	8:39:19.392
p3	2:54.821	+8.862	8:42:14.213
4	4:04.680	+1:18.721	8:46:18.893
5	2:57.104	+11.145	8:49:15.997
6	2:55.035	+9.076	8:52:11.032
7	2:53.182	+7.223	8:55:04.214
p8	3:00.031	+14.072	8:58:04.245

(46) Peter PLASKITT			
1	2:54.301	+3.512	8:36:37.006
2	2:51.359	+0.570	8:39:28.365
3	2:51.820	+1.031	8:42:20.185
4	2:54.658	+3.869	8:45:14.843
5	2:50.789	-	8:48:05.632
p6	3:44.767	+53.978	8:51:50.399

(24) HICKS/HICKS			
1	2:52.057	+0.654	8:36:35.174
2	2:51.403	-	8:39:26.577
p3	2:59.108	+7.705	8:42:25.685
4	3:59.111	+1:07.708	8:46:24.796
5	3:05.276	+13.873	8:49:30.072
6	3:02.893	+11.490	8:52:32.965
7	3:04.070	+12.667	8:55:37.035
8	3:03.059	+11.656	8:58:40.094
9	3:08.539	+17.136	9:01:48.633

HSCC Oulton Park Gold Cup

Legends Race

Oulton Park International 2.692 Miles

Qualifying

27/08/2007 08:30

Qualify (30:00 Time)

Lap	Lap Tm	Diff	Time of Day
(69) Martin OVERINGTON			
1	3:17.223	+21.984	8:36:55.374
2	2:55.239	-	8:39:50.613
3	2:58.029	+2.790	8:42:48.642
p4	3:13.187	+17.948	8:46:01.829
(37) CLARKE/SEBBA			
1	2:58.930	+1.737	8:36:48.534
2	3:00.314	+3.121	8:39:48.848
3	2:57.193	-	8:42:46.041
p4	3:05.843	+8.650	8:45:51.884
5	4:25.239	+1:28.046	8:50:17.123
6	3:10.878	+13.685	8:53:28.001
7	3:06.270	+9.077	8:56:34.271
8	3:08.973	+11.780	8:59:43.244
9	3:02.890	+5.697	9:02:46.134
(20) ARTHURS/RUDDLE			
1	3:13.220	+6.688	8:36:56.633
2	3:08.975	+2.443	8:40:05.608
p3	3:19.275	+12.743	8:43:24.883
4	4:28.862	+1:22.330	8:47:53.745
5	3:23.115	+16.583	8:51:16.860
6	3:08.894	+2.362	8:54:25.754
7	3:19.404	+12.872	8:57:45.158
8	3:06.532	-	9:00:51.690

Lap Lap Tm Diff Time of Day

Lap Lap Tm Diff Time of Day

HSCC Oulton Park Gold Cup

Legends Race

Oulton Park International 2.692 Miles

Race 12

27/08/2007 12:20

Race (1:00:00 Time)

11
10
9
8
7
6
5
4
3
2
1

[2:57.193] [37] CLARKE/SEBBA
<hr/>
21 [2:51.403] [24] HICKS/HICKS
<hr/>
19 [2:45.959] [55] GUEST/GRANT
<hr/>
17 [2:43.148] [48] WARDALE/BRIGHTMAN
<hr/>
15 [2:39.935] [6] FENICHEL/DUTTON
<hr/>
13 [2:34.981] [7] Mark BUTTERWORTH
<hr/>
11 [2:32.383] [44] Wayne GIBSON
<hr/>
9 [2:32.216] [41] CHAMPION/STANTON
<hr/>
7 [2:26.379] [26] Jim CAMPBELL
<hr/>
5 [2:21.710] [45] GILLET/BLAKENEY-EDWARDS
<hr/>
3 [2:14.595] [10] NEUMARK/HOPE
<hr/>
1

[3:06.532] [20] ARTHURS/RUDDLE
<hr/>
22 [2:55.239] [69] Martin OVERINGTON
<hr/>
20 [2:50.789] [46] Peter PLASKITT
<hr/>
18 [2:43.168] [11] WILTSHIRE/MORLEY
<hr/>
16 [2:40.768] [39] PARR/MICHELL
<hr/>
14 [2:36.991] [77] Adrian VAN DER KROFT
<hr/>
12 [2:33.464] [40] John POLSON
<hr/>
10 [2:32.297] [3] WARRINGTON/GUYATT
<hr/>
8 [2:31.692] [22] HUDSON/SADLER
<hr/>
6 [2:26.305] [33] MAHANY/BAXTER
<hr/>
4 [2:19.052] [25] BURNETT/STEVENS
<hr/>
2

HSCC Oulton Park Gold Cup

Sorted on Laps

Legends Race

Oulton Park International 2.692 Miles

Race 12

27/08/2007 12:14

Race (1:00:00 Time)

Pos	No.	Class	Name	Car	Laps	Total Tm	Avg. Speed	Diff	Gap	Best Tm	Best Spd
1	45	PW2	GILLET/BLAKENEY-EDV	Frazer Nash Supers	26	1:00:51.744	69.000	-	-	2:15.135	71.715
2	33	PW1	MAHANY/BAXTER	HRG Le Mans Mode	25	1:01:06.614	66.077	1 Lap	1 Lap	2:22.177	68.163
3	26	PW3	Jim CAMPBELL	Aston Martin Mk2	25	1:03:08.181	63.957	+2:01.567	-2:01.567	2:25.081	66.799
4	22	PW4	HUDSON/SADLER	Talbot 105	24	1:01:16.272	63.268	2 Laps	1 Lap	2:26.682	66.069
5	40	PW5	John POLSON	Talbot Alpine	24	1:01:57.024	62.574	+40.752	+40.752	2:29.324	64.900
6	41	PW2	CHAMPION/STANTON	Frazer Nash Supers	24	1:01:57.837	62.560	+41.565	+0.813	2:28.375	65.316
7	7	PW5	Mark BUTTERWORTH	Lagonda Le Mans \	24	1:02:53.593	61.636	+1:37.321	+55.756	2:31.380	64.019
8	44	PW2	Wayne GIBSON	Singer B37 Sport	24	1:03:05.107	61.448	+1:48.835	+11.514	2:30.216	64.515
9	77	PW1	Adrian VAN DER KROFT	Morgan 4-4 TT Rep	23	1:01:55.343	59.994	3 Laps	1 Lap	2:34.205	62.846
10	11	PW4	WILTSHIRE/MORLEY	Bentley 3Litre	23	1:02:50.634	59.114	+55.291	+55.291	2:39.207	60.872
11	48	PW2	WARDALE/BRIGHTMAN	Riley TT Sprite	22	1:00:51.852	58.383	4 Laps	1 Lap	2:38.013	61.332
12	55	PW5	GUEST/GRANT	Bentley 4.1/2 Le M	22	1:00:56.543	58.308	+4.691	+4.691	2:41.695	59.935
13	24	PW2	HICKS/HICKS	Aston Martin Ulster	22	1:03:04.385	56.338	+2:12.533	-2:07.842	2:41.931	59.848
14	37	PW1	CLARKE/SEBBA	Morgan 4-4 LM	21	1:00:59.965	55.606	5 Laps	1 Lap	2:48.818	57.406
15	20	PW4	ARTHURS/RUDDLE	Bentley 3 Litre VDF	20	1:03:15.432	51.068	6 Laps	1 Lap	2:58.517	54.287
16	69	PW5	Martin OVERINGTON	Bentley Blower	20	1:03:20.122	51.005	+4.690	+4.690	2:46.961	58.045

Not classified (80% = 20 Laps)

17	10	PW5	NEUMARK/HOPE	Alfa Romeo 8C Mor	16	40:16.160	64.176	10 Laps	4 Laps	2:15.940	71.290
18	39	PW3	PARR/MICHELL	Frazer Nash 328	8	23:56.530	53.970	18 Laps	8 Laps	2:46.939	58.052
19	3	PW5	WARRINGTON/GUYATT	Blackhawk Stutz Le	6	15:11.735	63.776	20 Laps	2 Laps	2:30.287	64.485
20	25	PW4	BURNETT/STEVENS	Alta Sports	4	9:23.949	68.738	22 Laps	2 Laps	2:14.044	72.299
21	6	PW2	FENICHEL/DUTTON	MG K1/K3	2	5:19.032	60.754	24 Laps	2 Laps	2:34.492	62.729
DNS	46	PW2	Peter PLASKITT	MG PB	0	-:--	-	-	-	-:--	-

Margin of Victory	Avg. Speed	Best Lap Tm	Best Spd	Best Lap by
1 Lap	69.000	2:14.044	72.299	[25] BURNETT/STEVENS

Printed: 27/08/2007 13:19:23

Licensed to: MST Sports Timing Ltd

Chief Timekeeper

Orbits 3

Clerk of Course

www.amb-it.com

www.mylaps.com

HSCC Oulton Park Gold Cup

Lapchart


Legends Race

Oulton Park International 2.692 Miles

Race 12

27/08/2007 12:14

Race (1:00:00 Time)



Competitors	Laps	Laps																								
		0	1	2	3	4	5	6	7	8	9	10	11	12	13	14	15	16	17	18	19	20	21	22	23	24
NEUMARK/HOPE (10)	1	10	25	25	25	45	45	45	45	45	45	45	45	45	45	45	45	45	45	45	45	45	45	45	45	45
BURNETT/STEVENS (25)	2	25	45	45	45	25	33	33	33	33	33	33	33	33	33	33	33	33	33	33	33	33	33	33	33	33
MAHANY/BAXTER (33)	3	33	33	33	33	33	26	26	26	26	26	26	26	26	26	10	10	10	26	26	26	26	26	26	26	26
GILLET/BLAKENEY-EDWARDS (45)	4	45	26	26	26	26	3	3	40	7	10	10	10	10	10	26	7	26	22	22	22	22	22	22	22	22
Jim CAMPBELL (26)	5	26	3	3	3	3	40	40	7	22	7	7	7	7	7	7	26	22	40	40	40	40	40	40	40	40
HUDSON/SADLER (22)	6	22	40	40	40	40	7	7	22	10	22	22	22	22	22	22	22	40	41	41	41	41	41	41	41	41
WARRINGTON/GUYATT (3)	7	3	7	7	7	7	22	22	41	41	41	41	41	41	40	40	40	41	7	7	7	7	7	7	7	7
CHAMPION/STANTON (41)	8	41	41	6	41	22	41	41	44	44	77	77	77	40	41	41	41	7	44	44	44	44	44	44	44	44
John POLSON (40)	9	40	6	41	22	41	44	44	10	77	40	40	40	77	77	44	44	44	77	77	77	77	77	77	77	77
Wayne GIBSON (44)	10	44	44	44	44	44	77	77	77	40	48	48	48	44	44	77	77	77	11	11	11	11	11	11	11	11
Mark BUTTERWORTH (7)	11	7	10	22	77	77	48	10	48	48	11	11	11	11	11	11	11	11	55	48	48	48	48	48	48	48
Adrian VAN DER KROFT (77)	12	77	22	77	48	48	10	48	11	11	55	55	44	55	55	55	55	55	48	55	55	55	55	55	55	55
FENICHEL/DUTTON (6)	13	6	77	10	55	55	11	11	55	55	44	44	55	48	48	48	48	48	24	24	24	24	24	24	24	24
WARDALE/BRIGHTMAN (48)	14	48	48	11	11	11	55	55	37	37	37	37	37	37	37	37	37	37	37	37	37	37	37	37	37	37
PARR/MICHELL (39)	15	39	39	48	37	10	37	37	69	69	24	24	24	24	24	24	24	24	69	69	69	69	20	20	20	20
GUEST/GRANT (55)	16	55	11	55	39	37	39	69	24	24	69	69	69	69	69	69	69	69	20	20	20	20	69	69	69	69
WILTSHIRE/MORLEY (11)	17	11	55	39	69	39	69	39	39	39	20	20	20	20	20	20	20	20	20	20	20	20	20	20	20	20
HICKS/HICKS (24)	18	24	69	69	24	69	24	24	20	20																
ARTHURS/RUDDLE (20)	19	20	37	37	10	24	20	20																		
Martin OVERINGTON (69)	20	69	24	24	20	20																				
CLARKE/SEBBA (37)	21	37	20	20																						
-	22																									

HSCC Oulton Park Gold Cup

Lapchart


Legends Race

Oulton Park International 2.692 Miles

Race 12

27/08/2007 12:14

Race (1:00:00 Time)



Competitors	Laps	
	25	26
NEUMARK/HOPE (10)	1 45	45
BURNETT/STEVENS (25)	2 33	
MAHANY/BAXTER (33)	3 26	
GILLET/BLAKENEY-EDWARDS (45)	4	
Jim CAMPBELL (26)	5	
HUDSON/SADLER (22)	6	
WARRINGTON/GUYATT (3)	7	
CHAMPION/STANTON (41)	8	
John POLSON (40)	9	
Wayne GIBSON (44)	10	
Mark BUTTERWORTH (7)	11	
Adrian VAN DER KROFT (77)	12	
FENICHEL/DUTTON (6)	13	
WARDALE/BRIGHTMAN (48)	14	
PARR/MICHELL (39)	15	
GUEST/GRANT (55)	16	
WILTSHIRE/MORLEY (11)	17	
HICKS/HICKS (24)	18	
ARTHURS/RUDDLE (20)	19	
Martin OVERINGTON (69)	20	
CLARKE/SEBBA (37)	21	
-	22	

HSCC Oulton Park Gold Cup

Legends Race

Oulton Park International 2.692 Miles

Race 12

27/08/2007 12:14

Race (1:00:00 Time)

Lap	Lap Tm	Diff	Time of Day
(45) GILLET/BLAKENEY-EDWARDS			
1	2:23.542	+8.407	12:17:05.037
2	2:19.548	+4.413	12:19:24.585
3	2:18.651	+3.516	12:21:43.236
4	2:17.174	+2.039	12:24:00.410
5	2:17.685	+2.550	12:26:18.095
6	2:16.015	+0.880	12:28:34.110
7	2:16.679	+1.544	12:30:50.789
8	2:17.105	+1.970	12:33:07.894
9	2:15.135	-	12:35:23.029
10	2:17.116	+1.981	12:37:40.145
11	2:17.610	+2.475	12:39:57.755
12	2:15.784	+0.649	12:42:13.539
13	2:19.265	+4.130	12:44:32.804
14	2:18.454	+3.319	12:46:51.258
15	2:16.214	+1.079	12:49:07.472
p16	2:20.018	+4.883	12:51:27.490
17	2:42.365	+27.230	12:54:09.855
18	2:23.707	+8.572	12:56:33.562
19	2:23.610	+8.475	12:58:57.172
20	2:21.324	+6.189	13:01:18.496
21	2:21.532	+6.397	13:03:40.028
22	2:22.779	+7.644	13:06:02.807
23	2:21.779	+6.644	13:08:24.586
24	2:21.309	+6.174	13:10:45.895
25	2:21.419	+6.284	13:13:07.314
26	2:23.594	+8.459	13:15:30.908

Lap	Lap Tm	Diff	Time of Day
(33) MAHANY/BAXTER			
1	2:28.516	+6.339	12:17:09.743
2	2:23.938	+1.761	12:19:33.681
3	2:23.757	+1.580	12:21:57.438
4	2:24.234	+2.057	12:24:21.672
5	2:25.283	+3.106	12:26:46.955
6	2:27.274	+5.097	12:29:14.229
7	2:25.957	+3.780	12:31:40.186
8	2:24.779	+2.602	12:34:04.965
9	2:25.624	+3.447	12:36:30.589
10	2:27.203	+5.026	12:38:57.792
11	2:24.509	+2.332	12:41:22.301
p12	2:30.169	+7.992	12:43:52.470
13	2:55.521	+33.344	12:46:47.991
14	2:25.004	+2.827	12:49:12.995
15	2:24.114	+1.937	12:51:37.109
16	2:24.655	+2.478	12:54:01.764
17	2:28.166	+5.989	12:56:29.930
18	2:28.506	+6.329	12:58:58.436
19	2:23.128	+0.951	13:01:21.564
20	2:23.478	+1.301	13:03:45.042
21	2:22.177	-	13:06:07.219
22	2:25.551	+3.374	13:08:32.770
23	2:24.033	+1.856	13:10:56.803
24	2:23.921	+1.744	13:13:20.724
25	2:25.054	+2.877	13:15:45.778

Lap	Lap Tm	Diff	Time of Day
(26) Jim CAMPBELL			
1	2:28.476	+3.395	12:17:10.678
2	2:26.205	+1.124	12:19:36.883
3	2:25.081	-	12:22:01.964
4	2:26.544	+1.463	12:24:28.508
5	2:26.981	+1.900	12:26:55.489
6	2:31.170	+6.089	12:29:26.659
7	2:30.513	+5.432	12:31:57.172
8	2:30.725	+5.644	12:34:27.897
9	2:30.662	+5.581	12:36:58.559

Lap	Lap Tm	Diff	Time of Day
10	2:31.144	+6.063	12:39:29.703
11	2:29.747	+4.666	12:41:59.450
12	2:30.508	+5.427	12:44:29.958
13	2:28.515	+3.434	12:46:58.473
p14	2:33.839	+8.758	12:49:32.312
15	3:39.024	+1:13.943	12:53:11.336
16	2:28.325	+3.244	12:55:39.661
17	2:28.401	+3.320	12:58:08.062
18	2:27.077	+1.996	13:00:35.139
19	2:26.848	+1.767	13:03:01.987
20	2:27.727	+2.646	13:05:29.714
21	2:28.372	+3.291	13:07:58.086
22	2:26.541	+1.460	13:10:24.627
23	2:27.232	+2.151	13:12:51.859
24	2:27.665	+2.584	13:15:19.524
25	2:27.821	+2.740	13:17:47.345

Lap	Lap Tm	Diff	Time of Day
(22) HUDSON/SADLER			
1	2:42.340	+15.658	12:17:25.387
2	2:35.134	+8.452	12:20:00.521
3	2:34.240	+7.558	12:22:34.761
4	2:33.236	+6.554	12:25:07.997
5	2:32.503	+5.821	12:27:40.500
6	2:32.102	+5.420	12:30:12.602
7	2:33.751	+7.069	12:32:46.353
8	2:35.277	+8.595	12:35:21.630
9	2:34.199	+7.517	12:37:55.829
10	2:32.939	+6.257	12:40:28.768
11	2:31.049	+4.367	12:42:59.817
12	2:30.462	+3.780	12:45:30.279
p13	2:39.112	+12.430	12:48:09.391
14	3:07.929	+41.247	12:51:17.320
15	2:28.157	+1.475	12:53:45.477
16	2:29.626	+2.944	12:56:15.103
17	2:28.318	+1.636	12:58:43.421
18	2:27.919	+1.237	13:01:11.340
19	2:28.077	+1.395	13:03:39.417
20	2:27.472	+0.790	13:06:06.889
21	2:28.024	+1.342	13:08:34.913
22	2:27.128	+0.446	13:11:02.041
23	2:26.713	+0.031	13:13:28.754
24	2:26.682	-	13:15:55.436

Lap	Lap Tm	Diff	Time of Day
(40) John POLSON			
1	2:32.830	+3.506	12:17:16.783
2	2:29.726	+0.402	12:19:46.509
3	2:31.787	+2.463	12:22:18.296
4	2:31.419	+2.095	12:24:49.715
5	2:30.952	+1.628	12:27:20.667
6	2:32.197	+2.873	12:29:52.864
p7	2:41.372	+12.048	12:32:34.236
8	3:41.040	+1:11.716	12:36:15.276
9	2:31.551	+2.227	12:38:46.827
10	2:31.543	+2.219	12:41:18.370
11	2:33.259	+3.935	12:43:51.629
12	2:31.084	+1.760	12:46:22.713
13	2:30.587	+1.263	12:48:53.300
14	2:31.176	+1.852	12:51:24.476
15	2:31.223	+1.899	12:53:55.699
16	2:33.715	+4.391	12:56:29.414
17	2:32.509	+3.185	12:59:01.923
18	2:29.324	-	13:01:31.247
19	2:32.541	+3.217	13:04:03.788
20	2:29.452	+0.128	13:06:33.240
21	2:30.076	+0.752	13:09:03.316
22	2:31.569	+2.245	13:11:34.885

Lap	Lap Tm	Diff	Time of Day
23	2:31.252	+1.928	13:14:06.137
24	2:30.051	+0.727	13:16:36.188

Lap	Lap Tm	Diff	Time of Day
(41) CHAMPION/STANTON			
1	2:39.299	+10.924	12:17:22.805
2	2:36.079	+7.704	12:19:58.884
3	2:35.560	+7.185	12:22:34.444
4	2:34.527	+6.152	12:25:08.971
5	2:32.841	+4.466	12:27:41.812
6	2:35.044	+6.669	12:30:16.856
7	2:35.140	+6.765	12:32:51.996
8	2:35.015	+6.640	12:35:27.011
9	2:33.195	+4.820	12:38:00.206
10	2:33.837	+5.462	12:40:34.043
11	2:34.007	+5.632	12:43:08.050
p12	2:38.539	+10.164	12:45:46.589
13	3:13.054	+44.679	12:48:59.643
14	2:33.632	+5.257	12:51:33.275
15	2:30.876	+2.501	12:54:04.151
16	2:32.333	+3.958	12:56:36.484
17	2:31.101	+2.726	12:59:07.585
18	2:29.708	+1.333	13:01:37.293
19	2:30.150	+1.775	13:04:07.443
20	2:28.612	+0.237	13:06:36.055
21	2:28.375	-	13:09:04.430
22	2:31.007	+2.632	13:11:35.437
23	2:31.072	+2.697	13:14:06.509
24	2:30.492	+2.117	13:16:37.001

Lap	Lap Tm	Diff	Time of Day
(7) Mark BUTTERWORTH			
1	2:33.564	+2.184	12:17:17.881
2	2:32.271	+0.891	12:19:50.152
3	2:36.043	+4.663	12:22:26.195
4	2:36.464	+5.084	12:25:02.659
5	2:34.989	+3.609	12:27:37.648
6	2:34.004	+2.624	12:30:11.652
7	2:33.022	+1.642	12:32:44.674
8	2:33.645	+2.265	12:35:18.319
9	2:32.512	+1.132	12:37:50.831
10	2:33.659	+2.279	12:40:24.490
11	2:32.762	+1.382	12:42:57.252
12	2:32.511	+1.131	12:45:29.763
13	2:31.380	-	12:48:01.143
14	2:31.911	+0.531	12:50:33.054
p15	2:37.063	+5.683	12:53:10.117
16	3:50.803	+1:19.423	12:57:00.920
17	2:34.816	+3.436	12:59:35.736
18	2:34.706	+3.326	13:02:10.442
19	2:33.395	+2.015	13:04:43.837
20	2:33.089	+1.709	13:07:16.926
21	2:33.495	+2.115	13:09:50.421
22	2:36.063	+4.683	13:12:26.484
23	2:33.254	+1.874	13:14:59.738
24	2:33.019	+1.639	13:17:32.757

Lap	Lap Tm	Diff	Time of Day
(44) Wayne GIBSON			
1	2:40.166	+9.950	12:17:24.178
2	2:35.023	+4.807	12:19:59.201
3	2:36.327	+6.111	12:22:35.528
4	2:34.836	+4.620	12:25:10.364
5	2:33.193	+2.977	12:27:43.557
6	2:36.162	+5.946	12:30:19.719
7	2:35.052	+4.836	12:32:54.771
p8	2:42.974	+12.758	12:35:37.745
9	3:53.602	+1:23.386	12:39:31.347
10	2:34.774	+4.558	12:42:06.121

HSCC Oulton Park Gold Cup

Legends Race

Oulton Park International 2.692 Miles

Race 12

27/08/2007 12:14

Race (1:00:00 Time)

Lap	Lap Tm	Diff	Time of Day
11	2:36.422	+6.206	12:44:42.543
12	2:32.290	+2.074	12:47:14.833
13	2:33.075	+2.859	12:49:47.908
14	2:33.667	+3.451	12:52:21.575
15	2:34.007	+3.791	12:54:55.582
16	2:33.043	+2.827	12:57:28.625
17	2:32.840	+2.624	13:00:01.465
18	2:31.126	+0.910	13:02:32.591
19	2:32.601	+2.385	13:05:05.192
20	2:32.619	+2.403	13:07:37.811
21	2:31.406	+1.190	13:10:09.217
22	2:32.748	+2.532	13:12:41.965
23	2:32.090	+1.874	13:15:14.055
24	2:30.216	-	13:17:44.271

(77) Adrian VAN DER KROFT

1	2:42.572	+8.367	12:17:27.298
2	2:35.925	+1.720	12:20:03.223
3	2:35.461	+1.256	12:22:38.684
4	2:36.846	+2.641	12:25:15.530
5	2:40.074	+5.869	12:27:55.604
6	2:40.128	+5.923	12:30:35.732
7	2:40.639	+6.434	12:33:16.371
8	2:40.088	+5.883	12:35:56.459
9	2:38.885	+4.680	12:38:35.344
10	2:38.692	+4.487	12:41:14.036
11	2:37.568	+3.363	12:43:51.604
12	2:37.781	+3.576	12:46:29.385
p13	2:41.612	+7.407	12:49:10.997
14	3:56.916	+1:22.711	12:53:07.913
15	2:39.308	+5.103	12:55:47.221
16	2:37.067	+2.862	12:58:24.288
17	2:39.486	+5.281	13:01:03.774
18	2:35.507	+1.302	13:03:39.281
19	2:36.009	+1.804	13:06:15.290
20	2:35.100	+0.895	13:08:50.390
21	2:34.205	-	13:11:24.595
22	2:34.670	+0.465	13:13:59.265
23	2:35.242	+1.037	13:16:34.507

(11) WILTSHIRE/MORLEY

1	2:48.544	+9.337	12:17:35.140
2	2:39.542	+0.335	12:20:14.682
3	2:55.442	+16.235	12:23:10.124
4	2:40.041	+0.834	12:25:50.165
5	2:39.207	-	12:28:29.372
6	2:39.551	+0.344	12:31:08.923
7	2:41.039	+1.832	12:33:49.962
8	2:39.860	+0.653	12:36:29.822
9	2:41.024	+1.817	12:39:10.846
10	2:39.715	+0.508	12:41:50.561
11	2:41.217	+2.010	12:44:31.778
p12	2:43.993	+4.786	12:47:15.771
13	3:16.579	+37.372	12:50:32.350
14	2:42.807	+3.600	12:53:15.157
15	2:41.039	+1.832	12:55:56.196
16	2:40.897	+1.690	12:58:37.093
17	2:40.509	+1.302	13:01:17.602
18	2:42.275	+3.068	13:03:59.877
19	2:42.227	+3.020	13:06:42.104
20	2:41.796	+2.589	13:09:23.900
21	2:42.124	+2.917	13:12:06.024
22	2:42.210	+3.003	13:14:48.234
23	2:41.564	+2.357	13:17:29.798

(48) WARDALE/BRIGHTMAN

Lap	Lap Tm	Diff	Time of Day
1	2:47.737	+9.724	12:17:33.405
2	2:42.714	+4.701	12:20:16.119
3	2:44.123	+6.110	12:23:00.242
4	2:44.321	+6.308	12:25:44.563
5	2:42.201	+4.188	12:28:26.764
6	2:38.013	-	12:31:04.777
7	2:40.954	+2.941	12:33:45.731
8	2:38.755	+0.742	12:36:24.486
9	2:39.675	+1.662	12:39:04.161
10	2:39.605	+1.592	12:41:43.766
p11	2:44.112	+6.099	12:44:27.878
12	3:38.328	+1:00.315	12:48:06.206
13	2:47.340	+9.327	12:50:53.546
14	2:45.633	+7.620	12:53:39.179
15	2:47.126	+9.113	12:56:26.305
16	2:44.859	+6.846	12:59:11.164
17	2:41.655	+3.642	13:01:52.819
18	2:42.520	+4.507	13:04:35.339
19	2:44.121	+6.108	13:07:19.460
20	2:43.777	+5.764	13:10:03.237
21	2:45.005	+6.992	13:12:48.242
22	2:42.774	+4.761	13:15:31.016

(55) GUEST/GRANT

1	2:49.720	+8.025	12:17:36.017
2	2:43.977	+2.282	12:20:19.994
3	2:44.595	+2.900	12:23:04.589
4	2:43.553	+1.858	12:25:48.142
5	2:41.695	-	12:28:29.837
6	2:41.994	+0.299	12:31:11.831
7	2:42.053	+0.358	12:33:53.884
8	2:41.990	+0.295	12:36:35.874
9	2:42.523	+0.828	12:39:18.397
10	2:43.146	+1.451	12:42:01.543
11	2:44.044	+2.349	12:44:45.587
p12	2:49.640	+7.945	12:47:35.227
13	3:15.301	+33.606	12:50:50.528
14	2:43.949	+2.254	12:53:34.477
15	2:45.239	+3.544	12:56:19.716
16	2:45.582	+3.887	12:59:05.298
17	2:44.928	+3.233	13:01:50.226
18	2:46.537	+4.842	13:04:36.763
19	2:44.905	+3.210	13:07:21.668
20	2:43.965	+2.270	13:10:05.633
21	2:44.375	+2.680	13:12:50.008
22	2:45.699	+4.004	13:15:35.707

(24) HICKS/HICKS

1	3:01.284	+19.353	12:17:48.757
2	2:56.096	+14.165	12:20:44.853
3	2:57.184	+15.253	12:23:42.037
4	2:53.102	+11.171	12:26:35.139
5	2:52.022	+10.091	12:29:27.161
6	2:55.905	+13.974	12:32:23.066
7	3:01.605	+19.674	12:35:24.671
8	2:53.609	+11.678	12:38:18.280
p9	3:00.536	+18.605	12:41:18.816
10	3:31.335	+49.404	12:44:50.151
11	2:44.701	+2.770	12:47:34.852
12	2:45.420	+3.489	12:50:20.272
13	2:46.765	+4.834	12:53:07.037
14	2:45.352	+3.421	12:55:52.389
15	2:45.083	+3.152	12:58:37.472
16	2:45.254	+3.323	13:01:22.726
17	2:44.386	+2.455	13:04:07.112
18	2:41.931	-	13:06:49.043

Lap	Lap Tm	Diff	Time of Day
19	2:42.558	+0.627	13:09:31.601
20	2:43.728	+1.797	13:12:15.329
21	2:44.373	+2.442	13:14:59.702
22	2:43.847	+1.916	13:17:43.549

(37) CLARKE/SEBBA

1	2:59.162	+10.344	12:17:48.153
2	2:49.708	+0.890	12:20:37.861
3	2:51.195	+2.377	12:23:29.056
4	2:50.068	+1.250	12:26:19.124
5	2:53.346	+4.528	12:29:12.470
6	2:51.444	+2.626	12:32:03.914
7	2:51.374	+2.556	12:34:55.288
8	2:49.542	+0.724	12:37:44.830
9	2:48.818	-	12:40:33.648
10	2:49.537	+0.719	12:43:23.185
11	2:49.759	+0.941	12:46:12.944
p12	2:54.699	+5.881	12:49:07.643
13	3:24.405	+35.587	12:52:32.048
14	2:55.339	+6.521	12:55:27.387
15	2:55.696	+6.878	12:58:23.083
16	2:54.103	+5.285	13:01:17.186
17	2:52.441	+3.623	13:04:09.627
18	2:51.483	+2.665	13:07:01.110
19	2:54.219	+5.401	13:09:55.329
20	2:54.423	+5.605	13:12:49.752
21	2:49.377	+0.559	13:15:39.129

(20) ARTHURS/RUDDLE

1	3:15.750	+17.233	12:18:03.932
2	3:09.661	+11.144	12:21:13.593
3	3:10.630	+12.113	12:24:24.223
4	3:08.710	+10.193	12:27:32.933
5	3:07.441	+8.924	12:30:40.374
6	3:10.765	+12.248	12:33:51.139
7	3:05.840	+7.323	12:36:56.979
p8	3:18.436	+19.919	12:40:15.415
9	3:55.629	+57.112	12:44:11.044
10	3:06.069	+7.552	12:47:17.113
11	3:08.398	+9.881	12:50:25.511
12	3:05.131	+6.614	12:53:30.642
13	3:12.243	+13.726	12:56:42.885
14	3:05.224	+6.707	12:59:48.109
15	3:01.767	+3.250	13:02:49.876
16	3:01.797	+3.280	13:05:51.673
17	3:02.472	+3.955	13:08:54.145
18	3:00.287	+1.770	13:11:54.432
19	2:58.517	-	13:14:52.949
20	3:01.647	+3.130	13:17:54.596

(69) Martin OVERINGTON

1	2:49.880	+2.919	12:17:38.096
2	2:46.961	-	12:20:25.057
3	3:15.699	+28.738	12:23:40.756
4	2:51.184	+4.223	12:26:31.940
5	2:51.648	+4.687	12:29:23.588
6	2:52.843	+5.882	12:32:16.431
7	3:00.185	+13.224	12:35:16.616
p8	2:59.560	+12.599	12:38:16.176
9	4:11.773	+1:24.812	12:42:27.949
10	2:50.843	+3.882	12:45:18.792
11	3:04.368	+17.407	12:48:23.160
12	2:57.305	+10.344	12:51:20.465
13	3:01.795	+14.834	12:54:22.260
14	3:04.131	+17.170	12:57:26.391
15	3:06.889	+19.928	13:00:33.280

HSCC Oulton Park Gold Cup

Legends Race

Oulton Park International 2.692 Miles

Race 12

27/08/2007 12:14

Race (1:00:00 Time)

Lap	Lap Tm	Diff	Time of Day
p16	3:26.928	+39.967	13:04:00.208
17	4:11.797	+1:24.836	13:08:12.005
18	3:01.948	+14.987	13:11:13.953
19	3:23.514	+36.553	13:14:37.467
20	3:21.819	+34.858	13:17:59.286

(10) NEUMARK/HOPE

1	2:45.665	+29.725	12:17:24.830
p2	2:47.658	+31.718	12:20:12.488
3	3:39.718	+1:23.778	12:23:52.206
4	2:19.837	+3.897	12:26:12.043
5	2:17.041	+1.101	12:28:29.084
6	2:18.547	+2.607	12:30:47.631
7	2:18.315	+2.375	12:33:05.946
8	2:16.121	+0.181	12:35:22.067
9	2:17.356	+1.416	12:37:39.423
10	2:15.940	-	12:39:55.363
11	2:16.446	+0.506	12:42:11.809
p12	2:24.554	+8.614	12:44:36.363
13	2:38.294	+22.354	12:47:14.657
14	2:16.809	+0.869	12:49:31.466
15	2:18.586	+2.646	12:51:50.052
p16	3:05.272	+49.332	12:54:55.324

(39) PARR/MICHELL

1	2:48.231	+1.292	12:17:34.064
2	2:46.939	-	12:20:21.003
3	3:10.400	+23.461	12:23:31.403
4	2:54.888	+7.949	12:26:26.291
5	2:56.677	+9.738	12:29:22.968
6	2:54.764	+7.825	12:32:17.732
7	3:09.232	+22.293	12:35:26.964
p8	3:08.730	+21.791	12:38:35.694

(3) WARRINGTON/GUYATT

1	2:30.287	-	12:17:13.527
2	2:30.742	+0.455	12:19:44.269
3	2:31.824	+1.537	12:22:16.093
4	2:31.490	+1.203	12:24:47.583
5	2:32.155	+1.868	12:27:19.738
6	2:31.161	+0.874	12:29:50.899

(25) BURNETT/STEVENS

1	2:18.551	+4.507	12:16:57.717
2	2:14.044	-	12:19:11.761
3	2:17.758	+3.714	12:21:29.519
p4	2:33.594	+19.550	12:24:03.113

(6) FENICHEL/DUTTON

1	2:38.873	+4.381	12:17:23.704
2	2:34.492	-	12:19:58.196

Lap	Lap Tm	Diff	Time of Day
-----	--------	------	-------------

Lap	Lap Tm	Diff	Time of Day
-----	--------	------	-------------

HSCC Oulton Park Gold Cup

Sorted on Best Lap time

Classic Formula 3

Oulton Park International 2.692 Miles

Qualifying

27/08/2007 09:09

Qualify (15:00 Time)

Pos	No.	Class	Name	Car	Laps	Best Tm	Diff	Best Spd	n Lap	2nd Best
1	55	A -CF3	Tom BRADSHAW	Argo JM6	7	1:42.531	-	94.520	6	1:42.789
2	23	C -CF3	Andrew MEYRICK	Reynard SF79	8	1:43.549	+1.018	93.590	6	1:43.631
3	26	A -CF3	Benn SIMMS	March 803B	8	1:44.601	+2.070	92.649	8	1:45.173
4	18	A -CF3	Bill COOMBS	Ralt RT1	7	1:45.414	+2.883	91.935	7	1:45.454
5	7	A -CF3	Richard TROTT	Chevron B43	8	1:46.003	+3.472	91.424	6	1:47.047
6	44	A -CF3	Rob MOORES	Chevron B38	8	1:46.160	+3.629	91.289	7	1:46.749
7	2	A -CF3	Neil DUNKEL	Argo JM3	7	1:46.424	+3.893	91.062	7	1:47.706
8	1	A -CF3	Keith WHITE	Ralt RT1	7	1:46.650	+4.119	90.869	5	1:49.619
9	8	A -CF3	Peter WILLIAMS	Argo JM6	7	1:46.848	+4.317	90.701	6	1:47.104
10	29	A -CF3	Bryan SHAW	March 803	7	1:47.089	+4.558	90.497	6	1:49.990
11	63	A -CF3	Paul SMITH	Ralt RT1	7	1:48.390	+5.859	89.410	6	1:48.427
12	40	A -CF3	Hugh PRICE	Chevron B38	7	1:49.587	+7.056	88.434	7	1:50.210
13	82	A -CF3	John BRADSHAW	Argo JM1	7	1:49.824	+7.293	88.243	6	1:51.788
14	14	A -CF3	Iain ROWLEY	March 793	7	1:49.824	+7.293	88.243	7	1:50.996
15	77	A -CF3	Nick CROSSLEY	Ralt RT1	7	1:50.654	+8.123	87.581	6	1:51.053
16	46	A -CF3	Alan GOODMAN	March 793	6	1:50.944	+8.413	87.352	5	1:51.650
17	60	C -CF3	Nigel GRANT	Delta T78	7	1:51.423	+8.892	86.977	7	1:52.443
18	22	A -CF3	Geoffrey HOODLESS	March 803	7	1:52.092	+9.561	86.458	7	1:52.839
19	5	A -CF3	Paul WYETH	March 793	3	1:53.504	+10.973	85.382	3	1:56.109
20	89	A -CF3	Chris REMERS	Chevron B43	7	1:53.583	+11.052	85.323	7	1:54.264
21	65	C -CF3	Peter DENHAM	Reynard SF78	6	1:53.915	+11.384	85.074	6	1:55.557
22	98	C -CF3	Thomas BRIMBLECOMBE	Lola T580	6	1:54.132	+11.601	84.912	2	1:54.898
23	78	C -CF3	Wil ARIF	Reynard SF78	7	1:54.178	+11.647	84.878	7	1:55.591
24	52	A -CF3	James PARSONS R1	March 803B	6	1:54.606	+12.075	84.561	5	1:54.633
25	71	A -CF3	Alan HICKS	Ralt RT1	7	1:54.836	+12.305	84.392	2	1:55.096
26	42	A -CF3	Tom THORNTON	Argo JM3	2	1:55.069	+12.538	84.221	2	1:58.535
27	79	C -CF3	Warren MOYE	Delta T79	6	1:55.523	+12.992	83.890	6	1:55.610
28	30	A -CF3	Max SAMUEL-CAMPS	March 793	6	1:56.291	+13.760	83.336	6	1:59.089
29	45	A -CF3	Ben HUDSON	Argo JM3	5	1:56.426	+13.895	83.239	4	1:57.582
30	54	C -CF3	Peter RICHARDS	Delta T79	2	1:56.587	+14.056	83.124	2	2:00.502
31	51	C -CF3	Stuart OLLEY	Delta T79	6	1:59.784	+17.253	80.906	6	1:59.957
32	64	C -CF3	Janet SHERRY	Royale RP27	6	2:00.230	+17.699	80.606	5	2:01.004
33	69	B -CF3	Albert CLEMENTS	Lotus 69	3	2:08.687	+26.156	75.308	3	2:09.717

Announcements

Car 50 qualified out of session for Race 11

HSCC Oulton Park Gold Cup

Classic Formula 3

Oulton Park International 2.692 Miles

Qualifying

27/08/2007 09:09

Qualify (15:00 Time)

Lap	Lap Tm	Diff	Time of Day
(55) Tom BRADSHAW			
1	1:46.829	+4.298	9:14:43.716
2	1:49.634	+7.103	9:16:33.350
3	1:45.387	+2.856	9:18:18.737
4	1:44.623	+2.092	9:20:03.360
5	1:42.789	+0.258	9:21:46.149
6	1:42.531	-	9:23:28.680
7	1:44.218	+1.687	9:25:12.898

Lap	Lap Tm	Diff	Time of Day
(23) Andrew MEYRICK			
1	1:47.498	+3.949	9:12:57.492
2	1:46.605	+3.056	9:14:44.097
3	1:48.139	+4.590	9:16:32.236
4	1:45.273	+1.724	9:18:17.509
5	1:46.604	+3.055	9:20:04.113
6	1:43.549	-	9:21:47.662
7	1:50.724	+7.175	9:23:38.386
8	1:43.631	+0.082	9:25:22.017

Lap	Lap Tm	Diff	Time of Day
(26) Benn SIMMS			
1	1:51.192	+6.591	9:13:12.656
2	1:47.270	+2.669	9:14:59.926
3	1:46.162	+1.561	9:16:46.088
4	1:46.765	+2.164	9:18:32.853
5	1:49.376	+4.775	9:20:22.229
6	1:47.191	+2.590	9:22:09.420
7	1:45.173	+0.572	9:23:54.593
8	1:44.601	-	9:25:39.194

Lap	Lap Tm	Diff	Time of Day
(18) Bill COOMBS			
1	1:50.151	+4.737	9:13:43.321
2	1:48.422	+3.008	9:15:31.743
3	1:46.051	+0.637	9:17:17.794
4	1:47.370	+1.956	9:19:05.164
5	1:45.454	+0.040	9:20:50.618
6	1:47.053	+1.639	9:22:37.671
7	1:45.414	-	9:24:23.085

Lap	Lap Tm	Diff	Time of Day
(7) Richard TROTT			
1	1:49.463	+3.460	9:13:03.001
2	1:48.230	+2.227	9:14:51.231
3	1:50.093	+4.090	9:16:41.324
4	1:48.345	+2.342	9:18:29.669
5	1:51.158	+5.155	9:20:20.827
6	1:46.003	-	9:22:06.830
7	1:47.047	+1.044	9:23:53.877
8	1:50.979	+4.976	9:25:44.856

Lap	Lap Tm	Diff	Time of Day
(44) Rob MOORES			
1	1:51.234	+5.074	9:13:02.736
2	1:48.004	+1.844	9:14:50.740
3	1:52.913	+6.753	9:16:43.653
4	1:48.590	+2.430	9:18:32.243
5	1:49.334	+3.174	9:20:21.577
6	1:48.804	+2.644	9:22:10.381
7	1:46.160	-	9:23:56.541
8	1:46.749	+0.589	9:25:43.290

Lap	Lap Tm	Diff	Time of Day
(2) Neil DUNKEL			
1	1:49.274	+2.850	9:13:49.443
2	1:48.936	+2.512	9:15:38.379
3	1:54.497	+8.073	9:17:32.876
4	1:50.999	+4.575	9:19:23.875
5	1:48.720	+2.296	9:21:12.595
6	1:47.706	+1.282	9:23:00.301

Lap	Lap Tm	Diff	Time of Day
7	1:46.424	-	9:24:46.725

Lap	Lap Tm	Diff	Time of Day
(1) Keith WHITE			
1	1:52.923	+6.273	9:13:14.085
2	1:50.505	+3.855	9:15:04.590
3	1:50.220	+3.570	9:16:54.810
4	1:50.612	+3.962	9:18:45.422
5	1:46.650	-	9:20:32.072
6	1:52.245	+5.595	9:22:24.317
7	1:49.619	+2.969	9:24:13.936

Lap	Lap Tm	Diff	Time of Day
(8) Peter WILLIAMS			
1	1:49.333	+2.485	9:13:48.074
2	1:49.643	+2.795	9:15:37.717
3	1:47.104	+0.256	9:17:24.821
4	1:47.614	+0.766	9:19:12.435
5	1:48.942	+2.094	9:21:01.377
6	1:46.848	-	9:22:48.225
7	1:47.686	+0.838	9:24:35.911

Lap	Lap Tm	Diff	Time of Day
(29) Bryan SHAW			
1	1:56.382	+9.293	9:13:53.827
2	1:49.990	+2.901	9:15:43.817
3	1:50.452	+3.363	9:17:34.269
4	1:52.920	+5.831	9:19:27.189
5	2:05.970	+18.881	9:21:33.159
6	1:47.089	-	9:23:20.248
7	1:50.369	+3.280	9:25:10.617

Lap	Lap Tm	Diff	Time of Day
(63) Paul SMITH			
1	1:52.613	+4.223	9:13:13.603
2	1:50.677	+2.287	9:15:04.280
3	1:54.171	+5.781	9:16:58.451
4	1:48.512	+0.122	9:18:46.963
5	1:49.371	+0.981	9:20:36.334
6	1:48.390	-	9:22:24.724
7	1:48.427	+0.037	9:24:13.151

Lap	Lap Tm	Diff	Time of Day
(40) Hugh PRICE			
1	1:53.685	+4.098	9:13:12.020
2	1:51.835	+2.248	9:15:03.855
3	1:50.860	+1.273	9:16:54.715
4	1:51.452	+1.865	9:18:46.167
5	1:50.556	+0.969	9:20:36.723
6	1:50.210	+0.623	9:22:26.933
7	1:49.587	-	9:24:16.520

Lap	Lap Tm	Diff	Time of Day
(82) John BRADSHAW			
1	1:54.674	+4.850	9:13:51.684
2	1:51.801	+1.977	9:15:43.485
3	1:53.343	+3.519	9:17:36.828
4	1:55.539	+5.715	9:19:32.367
5	1:51.965	+2.141	9:21:24.332
6	1:49.824	-	9:23:14.156
7	1:51.788	+1.964	9:25:05.944

Lap	Lap Tm	Diff	Time of Day
(14) Iain ROWLEY			
1	1:58.237	+8.413	9:13:26.337
2	1:53.014	+3.190	9:15:19.351
3	1:55.364	+5.540	9:17:14.715
4	1:50.996	+1.172	9:19:05.711
5	2:08.712	+18.888	9:21:14.423
6	1:53.970	+4.146	9:23:08.393
7	1:49.824	-	9:24:58.217

Lap	Lap Tm	Diff	Time of Day
(77) Nick CROSSLEY			

Lap	Lap Tm	Diff	Time of Day
1	1:55.089	+4.435	9:14:08.880
2	1:53.807	+3.153	9:16:02.687
3	1:51.053	+0.399	9:17:53.740
4	1:52.022	+1.368	9:19:45.762
5	1:51.936	+1.282	9:21:37.698
6	1:50.654	-	9:23:28.352
7	1:51.798	+1.144	9:25:20.150

Lap	Lap Tm	Diff	Time of Day
(46) Alan GOODMAN			
1	1:58.950	+8.006	9:14:38.310
2	1:54.737	+3.793	9:16:33.047
3	1:52.438	+1.494	9:18:25.485
4	1:57.641	+6.697	9:20:23.126
5	1:50.944	-	9:22:14.070
6	1:51.650	+0.706	9:24:05.720

Lap	Lap Tm	Diff	Time of Day
(60) Nigel GRANT			
1	1:55.584	+4.161	9:13:13.633
2	1:54.701	+3.278	9:15:08.334
3	1:52.521	+1.098	9:17:00.855
4	1:52.443	+1.020	9:18:53.298
5	1:53.584	+2.161	9:20:46.882
6	1:55.725	+4.302	9:22:42.607
7	1:51.423	-	9:24:34.030

Lap	Lap Tm	Diff	Time of Day
(22) Geoffrey HOODLESS			
1	2:03.554	+11.462	9:14:06.293
2	1:58.131	+6.039	9:16:04.424
3	1:55.345	+3.253	9:17:59.769
4	1:53.334	+1.242	9:19:53.103
5	1:52.839	+0.747	9:21:45.942
6	1:54.158	+2.066	9:23:40.100
7	1:52.092	-	9:25:32.192

Lap	Lap Tm	Diff	Time of Day
(5) Paul WYETH			
1	1:57.237	+3.733	9:14:11.364
2	1:56.109	+2.605	9:16:07.473
3	1:53.504	-	9:18:00.977

Lap	Lap Tm	Diff	Time of Day
(89) Chris REMERS			
1	1:58.345	+4.762	9:14:19.039
2	1:58.867	+5.284	9:16:17.906
3	1:57.575	+3.992	9:18:15.481
4	1:55.799	+2.216	9:20:11.280
5	1:54.264	+0.681	9:22:05.544
6	1:55.629	+2.046	9:24:01.173
7	1:53.583	-	9:25:54.756

Lap	Lap Tm	Diff	Time of Day
(65) Peter DENHAM			
1	2:01.680	+7.765	9:14:43.820
2	1:57.647	+3.732	9:16:41.467
3	1:56.593	+2.678	9:18:38.060
4	1:55.747	+1.832	9:20:33.807
5	1:55.557	+1.642	9:22:29.364
6	1:53.915	-	9:24:23.279

Lap	Lap Tm	Diff	Time of Day
(98) Thomas BRIMBLECOMBE			
1	1:54.898	+0.766	9:13:18.413
2	1:54.132	-	9:15:12.545
p3	2:14.373	+20.241	9:17:26.918
4	3:37.325	+1:43.193	9:21:04.243
5	2:09.248	+15.116	9:23:13.491
p6	2:07.212	+13.080	9:25:20.703

Lap	Lap Tm	Diff	Time of Day
(78) Wil ARIF			
1	1:58.132	+3.954	9:14:00.533

HSCC Oulton Park Gold Cup

Classic Formula 3

Oulton Park International 2.692 Miles

Qualifying

27/08/2007 09:09

Qualify (15:00 Time)

Lap	Lap Tm	Diff	Time of Day
2	1:55.871	+1.693	9:15:56.404
3	1:57.076	+2.898	9:17:53.480
4	1:55.876	+1.698	9:19:49.356
5	1:55.591	+1.413	9:21:44.947
6	1:57.031	+2.853	9:23:41.978
7	1:54.178	-	9:25:36.156

(52) James PARSONS R1

1	2:01.633	+7.027	9:15:38.872
2	1:56.285	+1.679	9:17:35.157
3	1:57.782	+3.176	9:19:32.939
4	1:54.633	+0.027	9:21:27.572
5	1:54.606	-	9:23:22.178
6	1:56.058	+1.452	9:25:18.236

(71) Alan HICKS

1	1:56.612	+1.776	9:13:23.390
2	1:54.836	-	9:15:18.226
3	1:58.001	+3.165	9:17:16.227
4	1:55.096	+0.260	9:19:11.323
5	2:00.566	+5.730	9:21:11.889
6	1:57.603	+2.767	9:23:09.492
p7	2:25.699	+30.863	9:25:35.191

(42) Tom THORNTON

1	1:58.535	+3.466	9:14:39.066
2	1:55.069	-	9:16:34.135

(79) Warren MOYE

1	2:03.164	+7.641	9:14:24.320
2	1:58.594	+3.071	9:16:22.914
3	1:59.657	+4.134	9:18:22.571
4	2:01.329	+5.806	9:20:23.900
5	1:55.610	+0.087	9:22:19.510
6	1:55.523	-	9:24:15.033

(30) Max SAMUEL-CAMPS

1	2:00.844	+4.553	9:14:46.408
2	2:00.601	+4.310	9:16:47.009
3	2:00.089	+3.798	9:18:47.098
4	1:59.280	+2.989	9:20:46.378
5	1:59.089	+2.798	9:22:45.467
6	1:56.291	-	9:24:41.758

(45) Ben HUDSON

1	2:05.165	+8.739	9:14:18.670
p2	2:09.076	+12.650	9:16:27.746
3	4:34.965	+2:38.539	9:21:02.711
4	1:56.426	-	9:22:59.137
5	1:57.582	+1.156	9:24:56.719

(54) Peter RICHARDS

1	2:00.502	+3.915	9:13:32.472
2	1:56.587	-	9:15:29.059

(51) Stuart OLLEY

1	2:06.289	+6.505	9:14:07.910
2	2:02.336	+2.552	9:16:10.246
3	2:01.222	+1.438	9:18:11.468
4	2:01.819	+2.035	9:20:13.287
5	1:59.957	+0.173	9:22:13.244
6	1:59.784	-	9:24:13.028

(64) Janet SHERRY

1	2:04.598	+4.368	9:14:42.709
2	2:01.806	+1.576	9:16:44.515

Lap	Lap Tm	Diff	Time of Day
3	2:01.004	+0.774	9:18:45.519
4	2:02.415	+2.185	9:20:47.934
5	2:00.230	-	9:22:48.164
6	2:01.179	+0.949	9:24:49.343

(69) Albert CLEMENTS

1	2:12.710	+4.023	9:15:16.588
2	2:09.717	+1.030	9:17:26.305
3	2:08.687	-	9:19:34.992

Lap	Lap Tm	Diff	Time of Day
-----	--------	------	-------------

HSCC Oulton Park Gold Cup

Classic Formula 3

Oulton Park International 2.692 Miles

Race 13

27/08/2007 14:00

Race (20:00 Time)

14
13
12
11
10
9
8
7
6
5
4
3
2
1

[1:56.291]
[30] Max SAMUEL-CAMPS

27

[1:55.069]

[42] Tom THORNTON

25

[1:54.178]

[78] Wil ARIF

23

[1:53.915]

[65] Peter DENHAM

21

[1:53.504]

[5] Paul WYETH

19

[1:51.423]

[60] Nigel GRANT

17

[1:50.654]

[77] Nick CROSSLEY

15

[1:49.824]

[82] John BRADSHAW

13

[1:48.390]

[63] Paul SMITH

11

[1:46.848]

[8] Peter WILLIAMS

9

[1:46.424]

[2] Neil DUNKEL

7

[1:46.003]

[7] Richard TROTT

5

[1:44.601]

[26] Benn SIMMS

3

[1:42.531]

[55] Tom BRADSHAW

1

[1:56.426]

[45] Ben HUDSON

28

[1:55.523]

[79] Warren MOYE

26

[1:54.836]

[71] Alan HICKS

24

[1:54.132]

[98] Thomas BRIMBLECOMBE

22

[1:53.583]

[89] Chris REMERS

20

[1:52.092]

[22] Geoffrey HOODLESS

18

[1:50.944]

[46] Alan GOODMAN

16

[1:49.824]

[14] Iain ROWLEY

14

[1:49.587]

[40] Hugh PRICE

12

[1:47.089]

[29] Bryan SHAW

10

[1:46.650]

[1] Keith WHITE

8

[1:46.160]

[44] Rob MOORES

6

[1:45.414]

[18] Bill COOMBS

4

[1:43.549]

[23] Andrew MEYRICK

2

HSCC Oulton Park Gold Cup

Classic Formula 3

Oulton Park International 2.692 Miles

Race 13

27/08/2007 14:00

Race (20:00 Time)

18

[1:54.606]
[52] James PARSONS R1

35

17

33
[2:00.230]
[64] Janet SHERRY

31

[1:56.587]

[54] Peter RICHARDS

29

16

34
[2:08.687]
[69] Albert CLEMENTS

32

[1:59.784]

[51] Stuart OLLEY

15

30

HSCC Oulton Park Gold Cup

Sorted on Laps

Classic Formula 3

Oulton Park International 2.692 Miles

Race 13 - Amended

27/08/2007 14:00

Race (20:00 Time)

Pos	No.	Class	Name	Car	Laps	Total Tm	Avg. Speed	Diff	Gap	Best Tm	In Lap	Best Spd
1	55	A -CF3	Tom BRADSHAW	Argo JM6	12	21:01.089	92.217	-	-	1:43.145	7	93.957
2	26	A -CF3	Benn SIMMS	March 803B	12	21:20.570	90.815	+19.481	+19.481	1:45.533	4	91.831
3	18	A -CF3	Bill COOMBS	Ralt RT1	12	21:23.227	90.627	+22.138	+2.657	1:45.477	7	91.880
4	1	A -CF3	Keith WHITE	Ralt RT1	12	21:40.403	89.430	+39.314	+17.176	1:46.693	11	90.833
5	2	A -CF3	Neil DUNKEL	Argo JM3	12	21:41.171	89.377	+40.082	+0.768	1:46.823	11	90.722
6	44	A -CF3	Rob MOORES	Chevron B38	12	21:42.138	89.310	+41.049	+0.967	1:46.841	9	90.707
7	29	A -CF3	Bryan SHAW	March 803	12	21:42.863	89.261	+41.774	+0.725	1:46.464	9	91.028
8	7	A -CF3	Richard TROTT	Chevron B43	12	21:44.516	89.148	+43.427	+1.653	1:47.059	2	90.522
9	77	A -CF3	Nick CROSSLEY	Ralt RT1	12	22:23.235	86.578	+1:22.146	+38.719	1:49.073	10	88.851
10	40	A -CF3	Hugh PRICE	Chevron B38	12	22:27.574	86.299	+1:26.485	+4.339	1:50.351	7	87.822
11	60	C -CF3	Nigel GRANT	Delta T78	12	22:45.960	85.137	+1:44.871	+18.386	1:51.579	3	86.855
12	63	A -CF3	Paul SMITH	Ralt RT1	12	22:48.433	84.984	+1:47.344	+2.473	1:49.648	3	88.385
13	42	A -CF3	Tom THORNTON	Argo JM3	11	21:05.125	84.263	1 Lap	1 Lap	1:52.660	8	86.022
14	98	C -CF3	Thomas BRIMBLEC	Lola T580	11	21:10.452	83.910	+5.327	+5.327	1:52.894	8	85.843
15	65	C -CF3	Peter DENHAM	Reynard SF78	11	21:12.039	83.805	+6.914	+1.587	1:52.589	8	86.076
16	54	C -CF3	Peter RICHARDS	Delta T79	11	21:16.518	83.511	+11.393	+4.479	1:52.923	6	85.821
17	78	C -CF3	Wil ARIF	Reynard SF78	11	21:20.857	83.228	+15.732	+4.339	1:53.882	8	85.099
18	79	C -CF3	Warren MOYE	Delta T79	11	21:36.861	82.201	+31.736	+16.004	1:55.588	8	83.843
19	30	A -CF3	Max SAMUEL-CAMP	March 793	11	21:38.200	82.116	+33.075	+1.339	1:55.746	9	83.728
20	71	A -CF3	Alan HICKS	Ralt RT1	11	22:08.592	80.238	+1:03.467	+30.392	1:57.739	3	82.311
21	51	C -CF3	Stuart OLLEY	Delta T79	11	22:09.332	80.193	+1:04.207	+0.740	1:57.454	3	82.511
22	64	C -CF3	Janet SHERRY	Royale RP27	11	22:22.865	79.385	+1:17.740	+13.533	1:59.145	2	81.340
23	69	B -CF3	Albert CLEMENTS	Lotus 69	10	21:22.027	75.593	2 Laps	1 Lap	2:04.200	3	78.029

Not classified (80% = 9 Laps)

DNF	14	A -CF3	Iain ROWLEY	March 793	11	20:31.284	86.579	-	-	1:49.385	7	88.597
DNF	89	A -CF3	Chris REMERS	Chevron B43	10	19:13.039	84.049	-	-	1:52.277	8	86.315
DNF	5	A -CF3	Paul WYETH	March 793	6	11:27.006	84.639	-	-	1:50.401	4	87.782
DNF	22	A -CF3	Geoffrey HOODLES	March 803	6	11:41.112	82.936	-	-	1:53.633	3	85.285
DNF	45	A -CF3	Ben HUDSON	Argo JM3	6	12:20.578	78.516	-	-	1:54.866	3	84.370
DNF	8	A -CF3	Peter WILLIAMS	Argo JM6	5	9:35.700	84.169	-	-	1:47.724	3	89.963
DNF	82	A -CF3	John BRADSHAW	Argo JM1	3	5:51.973	82.602	-	-	1:51.763	2	86.712
DNF	52	A -CF3	James PARSONS	March 803B	0	---	-	-	-	---	0	-
DNS	23	C -CF3	Andrew MEYRICK	Reynard SF79	0	---	-	-	-	---	0	-
EXC	46	A -CF3	Alan GOODMAN	March 793	12	22:22.851	86.603	-	-	1:49.786	7	88.274

Announcements

Car 46 excluded by Clerk of Course decision - technical infringement

Margin of Victory	Avg. Speed	Best Lap Tm	Best Spd	Best Lap by
+19.481	92.217	1:43.145	93.957	[55] Tom BRADSHAW

Printed: 27/08/2007 15:09:05

Licensed to: MST Sports Timing Ltd

Chief Timekeeper

Orbits 3

Clerk of Course

www.amb-it.com

www.mylaps.com

HSCC Oulton Park Gold Cup

Lapchart

Classic Formula 3

Oulton Park International 2.692 Miles

Race 13

27/08/2007 14:00

Race (20:00 Time)



Competitors	Laps	Laps												
		0	1	2	3	4	5	6	7	8	9	10	11	12
Tom BRADSHAW (55)	1	55	26	26	55	55	55	55	55	55	55	55	55	55
Benn SIMMS (26)	2	26	55	55	26	26	26	26	26	26	26	26	26	26
Bill COOMBS (18)	3	18	18	18	18	18	18	18	18	18	18	18	18	18
Richard TROTT (7)	4	7	7	7	7	7	7	7	1	1	1	1	1	1
Rob MOORES (44)	5	44	1	1	1	1	1	1	2	44	44	44	44	2
Keith WHITE (1)	6	1	2	2	2	2	2	2	44	2	2	2	2	44
Neil DUNKEL (2)	7	2	44	44	44	44	44	44	7	7	7	29	29	29
Bryan SHAW (29)	8	29	14	29	29	29	29	29	29	29	29	7	7	7
Peter WILLIAMS (8)	9	8	29	8	8	8	14	14	14	14	14	14	14	46
Hugh PRICE (40)	10	40	46	14	14	14	63	63	63	63	63	63	46	77
Iain ROWLEY (14)	11	14	8	46	63	63	40	40	40	40	46	46	77	40
Paul SMITH (63)	12	63	63	63	46	46	46	46	46	46	77	77	40	60
John BRADSHAW (82)	13	82	40	40	40	40	5	77	77	77	40	40	60	63
Alan GOODMAN (46)	14	46	82	82	5	5	77	60	60	60	60	60	60	63
Nick CROSSLEY (77)	15	77	77	77	77	77	60	5	42	42	42	42	42	42
Nigel GRANT (60)	16	60	5	5	60	60	8	42	89	89	89	89	89	98
Paul WYETH (5)	17	5	60	60	82	89	42	89	98	98	98	98	98	65
Chris REMERS (89)	18	89	89	89	89	89	42	89	22	65	65	65	65	54
Geoffrey HOODLESS (22)	19	22	65	42	22	22	22	98	54	54	54	54	54	78
Peter DENHAM (65)	20	65	42	65	42	98	98	65	78	78	78	78	78	79
Thomas BRIMBLECOMBE (98)	21	98	22	22	65	65	65	54	79	79	79	79	79	30
Wil ARIF (78)	22	78	98	98	98	54	54	78	30	30	30	30	30	71
Warren MOYE (79)	23	79	78	78	54	78	78	79	51	51	71	71	71	51
Tom THORNTON (42)	24	42	54	54	45	45	79	30	71	71	51	51	64	64
Max SAMUEL-CAMPS (30)	25	30	79	79	78	79	30	71	64	64	64	64	64	64
Alan HICKS (71)	26	71	71	45	79	30	45	51	69	69	69	69	69	69
Stuart OLLEY (51)	27	51	30	30	30	51	51	64						
Peter RICHARDS (54)	28	54	45	71	71	71	71	45						
Ben HUDSON (45)	29	45	51	51	51	64	64	69						
Janet SHERRY (64)	30	64	64	64	64	69	69							
Albert CLEMENTS (69)	31	69	69	69	69									
-	32													
-	33													

HSCC Oulton Park Gold Cup

Classic Formula 3

Oulton Park International 2.692 Miles

Race 13

27/08/2007 14:00

Race (20:00 Time)

Lap	Lap Tm	Diff	Time of Day
(55) Tom BRADSHAW			
1	1:53.075	+9.930	14:00:20.612
2	1:44.795	+1.650	14:02:05.407
3	1:45.350	+2.205	14:03:50.757
4	1:44.217	+1.072	14:05:34.974
5	1:43.723	+0.578	14:07:18.697
6	1:43.896	+0.751	14:09:02.593
7	1:43.145	-	14:10:45.738
8	1:46.514	+3.369	14:12:32.252
9	1:43.489	+0.344	14:14:15.741
10	1:43.393	+0.248	14:15:59.134
11	1:44.442	+1.297	14:17:43.576
12	1:45.049	+1.904	14:19:28.625

(26) Benn SIMMS			
1	1:50.556	+5.023	14:00:19.633
2	1:45.673	+0.140	14:02:05.306
3	1:46.804	+1.271	14:03:52.110
4	1:45.533	-	14:05:37.643
5	1:45.641	+0.108	14:07:23.284
6	1:46.167	+0.634	14:09:09.451
7	1:45.819	+0.286	14:10:55.270
8	1:46.124	+0.591	14:12:41.394
9	1:46.675	+1.142	14:14:28.069
10	1:46.116	+0.583	14:16:14.185
11	1:47.083	+1.550	14:18:01.268
12	1:46.838	+1.305	14:19:48.106

(18) Bill COOMBS			
1	1:51.595	+6.118	14:00:20.712
2	1:45.821	+0.344	14:02:06.533
3	1:45.949	+0.472	14:03:52.482
4	1:45.870	+0.393	14:05:38.352
5	1:45.972	+0.495	14:07:24.324
6	1:46.167	+0.690	14:09:10.491
7	1:45.477	-	14:10:55.968
8	1:46.938	+1.461	14:12:42.906
9	1:47.134	+1.657	14:14:30.040
10	1:46.800	+1.323	14:16:16.840
11	1:47.170	+1.693	14:18:04.010
12	1:46.753	+1.276	14:19:50.763

(1) Keith WHITE			
1	1:52.350	+5.657	14:00:22.404
2	1:47.216	+0.523	14:02:09.620
3	1:47.703	+1.010	14:03:57.323
4	1:47.860	+1.167	14:05:45.183
5	1:48.668	+1.975	14:07:33.851
6	1:47.552	+0.859	14:09:21.403
7	1:48.381	+1.688	14:11:09.784
8	1:47.996	+1.303	14:12:57.780
9	1:47.867	+1.174	14:14:45.647
10	1:48.409	+1.716	14:16:34.056
11	1:46.693	-	14:18:20.749
12	1:47.190	+0.497	14:20:07.939

(2) Neil DUNKEL			
1	1:52.034	+5.211	14:00:22.612
2	1:47.257	+0.434	14:02:09.869
3	1:47.539	+0.716	14:03:57.408
4	1:48.214	+1.391	14:05:45.622
5	1:48.520	+1.697	14:07:34.142
6	1:47.894	+1.071	14:09:22.036
7	1:48.267	+1.444	14:11:10.303
8	1:49.128	+2.305	14:12:59.431

9	1:47.455	+0.632	14:14:46.886
10	1:48.060	+1.237	14:16:34.946
11	1:46.823	-	14:18:21.769
12	1:46.938	+0.115	14:20:08.707

(44) Rob MOORES			
1	1:53.549	+6.708	14:00:23.475
2	1:47.742	+0.901	14:02:11.217
3	1:48.403	+1.562	14:03:59.620
4	1:48.323	+1.482	14:05:47.943
5	1:47.303	+0.462	14:07:35.246
6	1:47.134	+0.293	14:09:22.380
7	1:48.243	+1.402	14:11:10.623
8	1:48.578	+1.737	14:12:59.201
9	1:46.841	-	14:14:46.042
10	1:48.180	+1.339	14:16:34.222
11	1:47.399	+0.558	14:18:21.621
12	1:48.053	+1.212	14:20:09.674

(29) Bryan SHAW			
1	1:56.734	+10.270	14:00:27.602
2	1:49.735	+3.271	14:02:17.337
3	1:48.617	+2.153	14:04:05.954
4	1:47.253	+0.789	14:05:53.207
5	1:47.003	+0.539	14:07:40.210
6	1:46.891	+0.427	14:09:27.101
7	1:47.432	+0.968	14:11:14.533
8	1:47.174	+0.710	14:13:01.707
9	1:46.464	-	14:14:48.171
10	1:48.517	+2.053	14:16:36.688
11	1:46.857	+0.393	14:18:23.545
12	1:46.854	+0.390	14:20:10.399

(7) Richard TROTT			
1	1:51.561	+4.502	14:00:21.129
2	1:47.059	-	14:02:08.188
3	1:47.147	+0.088	14:03:55.335
4	1:48.945	+1.886	14:05:44.280
5	1:48.734	+1.675	14:07:33.014
6	1:47.741	+0.682	14:09:20.755
7	1:51.246	+4.187	14:11:12.001
8	1:47.705	+0.646	14:12:59.706
9	1:47.664	+0.605	14:14:47.370
10	1:49.641	+2.582	14:16:37.011
11	1:47.786	+0.727	14:18:24.797
12	1:47.255	+0.196	14:20:12.052

(46) Alan GOODMAN			
1	1:56.077	+6.291	14:00:28.038
2	1:52.178	+2.392	14:02:20.216
3	1:51.100	+1.314	14:04:11.316
4	1:50.206	+0.420	14:06:01.522
5	1:54.063	+4.277	14:07:55.585
6	1:52.146	+2.360	14:09:47.731
7	1:49.786	-	14:11:37.517
8	1:50.341	+0.555	14:13:27.858
9	1:50.412	+0.626	14:15:18.270
10	1:50.253	+0.467	14:17:08.523
11	1:50.523	+0.737	14:18:59.046
12	1:51.341	+1.555	14:20:50.387

(77) Nick CROSSLEY			
1	1:58.879	+9.806	14:00:30.850
2	1:51.649	+2.576	14:02:22.499
3	1:52.608	+3.535	14:04:15.107
4	1:52.015	+2.942	14:06:07.122

5	1:50.663	+1.590	14:07:57.785
6	1:50.169	+1.096	14:09:47.954
7	1:49.806	+0.733	14:11:37.760
8	1:50.347	+1.274	14:13:28.107
9	1:52.045	+2.972	14:15:20.152
10	1:49.073	-	14:17:09.225
11	1:50.219	+1.146	14:18:59.444
12	1:51.327	+2.254	14:20:50.771

(40) Hugh PRICE			
1	1:58.330	+7.979	14:00:29.439
2	1:51.850	+1.499	14:02:21.289
3	1:50.995	+0.644	14:04:12.284
4	1:50.679	+0.328	14:06:02.963
5	1:52.312	+1.961	14:07:55.275
6	1:50.782	+0.431	14:09:46.057
7	1:50.351	-	14:11:36.408
8	1:51.016	+0.665	14:13:27.424
9	1:53.399	+3.048	14:15:20.823
10	1:50.670	+0.319	14:17:11.493
11	1:51.830	+1.479	14:19:03.323
12	1:51.787	+1.436	14:20:55.110

(60) Nigel GRANT			
1	2:00.390	+8.811	14:00:32.581
2	1:52.235	+0.656	14:02:24.816
3	1:51.579	-	14:04:16.395
4	1:51.850	+0.271	14:06:08.245
5	1:53.486	+1.907	14:08:01.731
6	1:52.336	+0.757	14:09:54.067
7	1:52.298	+0.719	14:11:46.365
8	1:53.217	+1.638	14:13:39.582
9	1:53.345	+1.766	14:15:32.927
10	1:53.358	+1.779	14:17:26.285
11	1:53.722	+2.143	14:19:20.007
12	1:53.489	+1.910	14:21:13.496

(63) Paul SMITH			
1	1:57.311	+7.663	14:00:28.727
2	1:51.625	+1.977	14:02:20.352
3	1:49.648	-	14:04:10.000
4	1:51.108	+1.460	14:06:01.108
5	1:53.455	+3.807	14:07:54.563
6	1:50.212	+0.564	14:09:44.775
7	1:50.500	+0.852	14:11:35.275
8	1:49.667	+0.019	14:13:24.942
9	1:49.816	+0.168	14:15:14.758
10	1:52.141	+2.493	14:17:06.899
11	2:15.696	+26.048	14:19:22.595
12	1:53.374	+3.726	14:21:15.969

(42) Tom THORNTON			
1	2:00.664	+8.004	14:00:34.449
2	1:54.468	+1.808	14:02:28.917
3	1:55.568	+2.908	14:04:24.485
4	1:55.683	+3.023	14:06:20.168
5	1:53.662	+1.002	14:08:13.830
6	1:54.377	+1.717	14:10:08.207
7	1:52.868	+0.208	14:12:01.075
8	1:52.660	-	14:13:53.735
9	1:52.789	+0.129	14:15:46.524
10	1:52.671	+0.011	14:17:39.195
11	1:53.466	+0.806	14:19:32.661

(98) Thomas BRIMBLECOMBE			
1	2:02.563	+9.669	14:00:35.619

HSCC Oulton Park Gold Cup

Classic Formula 3

Oulton Park International 2.692 Miles

Race 13

27/08/2007 14:00

Race (20:00 Time)

Lap	Lap Tm	Diff	Time of Day
2	1:55.551	+2.657	14:02:31.170
3	1:54.533	+1.639	14:04:25.703
4	1:55.518	+2.624	14:06:21.221
5	1:54.212	+1.318	14:08:15.433
6	1:53.306	+0.412	14:10:08.739
7	1:55.029	+2.135	14:12:03.768
8	1:52.894	-	14:13:56.662
9	1:52.982	+0.088	14:15:49.644
10	1:53.772	+0.878	14:17:43.416
11	1:54.572	+1.678	14:19:37.988

(65) Peter DENHAM

1	2:01.378	+8.789	14:00:34.394
2	1:55.785	+3.196	14:02:30.179
3	1:54.883	+2.294	14:04:25.062
4	1:56.643	+4.054	14:06:21.705
5	1:54.341	+1.752	14:08:16.046
6	1:53.652	+1.063	14:10:09.698
7	1:55.146	+2.557	14:12:04.844
8	1:52.589	-	14:13:57.433
9	1:53.142	+0.553	14:15:50.575
10	1:53.956	+1.367	14:17:44.531
11	1:55.044	+2.455	14:19:39.575

(54) Peter RICHARDS

1	2:02.606	+9.683	14:00:36.749
2	1:56.266	+3.343	14:02:33.015
3	1:55.489	+2.566	14:04:28.504
4	1:54.978	+2.055	14:06:23.482
5	1:54.042	+1.119	14:08:17.524
6	1:52.923	-	14:10:10.447
7	1:54.809	+1.886	14:12:05.256
8	1:53.152	+0.229	14:13:58.408
9	1:53.683	+0.760	14:15:52.091
10	1:53.958	+1.035	14:17:46.049
11	1:58.005	+5.082	14:19:44.054

(78) Wil ARIF

1	2:03.015	+9.133	14:00:36.300
2	1:56.250	+2.368	14:02:32.550
3	1:57.757	+3.875	14:04:30.307
4	1:55.423	+1.541	14:06:25.730
5	1:55.458	+1.576	14:08:21.188
6	1:54.345	+0.463	14:10:15.533
7	1:54.287	+0.405	14:12:09.820
8	1:53.882	-	14:14:03.702
9	1:54.035	+0.153	14:15:57.737
10	1:55.061	+1.179	14:17:52.798
11	1:55.595	+1.713	14:19:48.393

(79) Warren MOYE

1	2:03.868	+8.280	14:00:37.386
2	1:57.118	+1.530	14:02:34.504
3	1:56.946	+1.358	14:04:31.450
4	1:56.522	+0.934	14:06:27.972
5	1:57.532	+1.944	14:08:25.504
6	1:56.323	+0.735	14:10:21.827
7	1:57.939	+2.351	14:12:19.766
8	1:55.588	-	14:14:15.354
9	1:56.353	+0.765	14:16:11.707
10	1:56.232	+0.644	14:18:07.939
11	1:56.458	+0.870	14:20:04.397

(30) Max SAMUEL-CAMPS

1	2:04.639	+8.893	14:00:38.611
2	1:57.814	+2.068	14:02:36.425

Lap	Lap Tm	Diff	Time of Day
3	1:55.847	+0.101	14:04:32.272
4	1:56.222	+0.476	14:06:28.494
5	1:58.449	+2.703	14:08:26.943
6	1:55.866	+0.120	14:10:22.809
7	1:57.830	+2.084	14:12:20.639
8	1:55.943	+0.197	14:14:16.582
9	1:55.746	-	14:16:12.328
10	1:57.382	+1.636	14:18:09.710
11	1:56.026	+0.280	14:20:05.736

(71) Alan HICKS

1	2:03.977	+6.238	14:00:37.978
2	1:59.503	+1.764	14:02:37.481
3	1:57.739	-	14:04:35.220
4	1:59.460	+1.721	14:06:34.680
5	1:58.968	+1.229	14:08:33.648
6	1:59.452	+1.713	14:10:33.100
7	2:03.538	+5.799	14:12:36.638
8	1:58.839	+1.100	14:14:35.477
9	2:00.804	+3.065	14:16:36.281
10	1:59.288	+1.549	14:18:35.569
11	2:00.559	+2.820	14:20:36.128

(51) Stuart OLLEY

1	2:05.995	+8.541	14:00:40.111
2	1:58.119	+0.665	14:02:38.230
3	1:57.454	-	14:04:35.684
4	1:58.478	+1.024	14:06:34.162
5	1:59.187	+1.733	14:08:33.349
6	1:59.953	+2.499	14:10:33.302
7	2:00.533	+3.079	14:12:33.835
8	2:00.130	+2.676	14:14:33.965
9	2:04.276	+6.822	14:16:38.241
10	1:58.799	+1.345	14:18:37.040
11	1:59.828	+2.374	14:20:36.868

(64) Janet SHERRY

1	2:06.458	+7.313	14:00:40.971
2	1:59.145	-	14:02:40.116
3	2:00.804	+1.659	14:04:40.920
4	2:00.785	+1.640	14:06:41.705
5	2:00.932	+1.787	14:08:42.637
6	2:00.736	+1.591	14:10:43.373
7	2:01.176	+2.031	14:12:44.549
8	2:01.437	+2.292	14:14:45.986
9	2:01.480	+2.335	14:16:47.466
10	2:00.862	+1.717	14:18:48.328
11	2:02.073	+2.928	14:20:50.401

(69) Albert CLEMENTS

1	2:07.582	+3.382	14:00:42.667
2	2:12.212	+8.012	14:02:54.879
3	2:04.200	-	14:04:59.079
4	2:05.919	+1.719	14:07:04.998
5	2:07.937	+3.737	14:09:12.935
6	2:07.179	+2.979	14:11:20.114
7	2:06.978	+2.778	14:13:27.092
8	2:06.772	+2.572	14:15:33.864
9	2:04.896	+0.696	14:17:38.760
10	2:10.803	+6.603	14:19:49.563

(14) Iain ROWLEY

1	1:55.993	+6.608	14:00:27.387
2	1:51.977	+2.592	14:02:19.364
3	1:50.095	+0.710	14:04:09.459
4	1:49.480	+0.095	14:05:58.939

Lap	Lap Tm	Diff	Time of Day
5	1:51.717	+2.332	14:07:50.656
6	1:49.415	+0.030	14:09:40.071
7	1:49.385	-	14:11:29.456
8	1:50.613	+1.228	14:13:20.069
9	1:49.928	+0.543	14:15:09.997
10	1:50.115	+0.730	14:17:00.112
11	1:58.708	+9.323	14:18:58.820

(89) Chris REMERS

1	2:01.235	+8.958	14:00:34.032
2	1:54.491	+2.214	14:02:28.523
3	1:54.794	+2.517	14:04:23.317
4	1:56.445	+4.168	14:06:19.762
5	1:54.271	+1.994	14:08:14.033
6	1:54.372	+2.095	14:10:08.405
7	1:53.965	+1.688	14:12:02.370
8	1:52.277	-	14:13:54.647
9	1:53.043	+0.766	14:15:47.690
10	1:52.885	+0.608	14:17:40.575

(5) Paul WYETH

1	1:58.557	+8.156	14:00:31.284
2	1:51.898	+1.497	14:02:23.182
3	1:51.879	+1.478	14:04:15.061
4	1:50.401	-	14:06:05.462
5	1:51.017	+0.616	14:07:56.479
p6	1:58.063	+7.662	14:09:54.542

(22) Geoffrey HOODLESS

1	2:02.378	+8.745	14:00:35.210
2	1:55.046	+1.413	14:02:30.256
3	1:53.633	-	14:04:23.889
4	1:56.604	+2.971	14:06:20.493
5	1:54.050	+0.417	14:08:14.543
6	1:54.105	+0.472	14:10:08.648

(45) Ben HUDSON

1	2:04.316	+9.450	14:00:38.787
2	1:55.798	+0.932	14:02:34.585
3	1:54.866	-	14:04:29.451
4	1:57.878	+3.012	14:06:27.329
5	2:02.394	+7.528	14:08:29.723
p6	2:18.391	+23.525	14:10:48.114

(8) Peter WILLIAMS

1	1:57.308	+9.584	14:00:28.211
2	1:50.927	+3.203	14:02:19.138
3	1:47.724	-	14:04:06.862
4	1:48.128	+0.404	14:05:54.990
p5	2:08.246	+20.522	14:08:03.236

(82) John BRADSHAW

1	1:58.714	+6.951	14:00:30.331
2	1:51.763	-	14:02:22.094
3	1:57.415	+5.652	14:04:19.509

HSCC Oulton Park Gold Cup**Sorted on Best Lap time**

BRDC Hist Sports/RJB Trophy (race 2)

Oulton Park International 2.692 Miles

Qualifying

27/08/2007 09:35

Qualify (15:00 Time)

Pos	No.	Class	Name	Car	Laps	Best Tm	Diff	Best Spd	n Lap	2nd Best
1	36	S -HSRJE	Robert HARVEY	Chevron B19	4	1:42.923	-	94.160	2	1:45.192
2	96	S -HSRJE	Michelle LIGUORI	Lola T296	6	1:44.305	+1.382	92.912	2	1:46.950
3	26	S -HSRJE	George DOUGLAS	Martin BM9/10	7	1:45.349	+2.426	91.991	6	1:46.561
4	34	S -HSRJE	Andrew SCHRYVER	Chevron B21/23	6	1:46.589	+3.666	90.921	6	1:46.772
5	47	S -HSRJE	Kevin WILKINS	Chevron B19	6	1:47.270	+4.347	90.344	6	1:48.313
6	2	I -HSRJ	James LEDAMUN	Chevron B60	4	1:47.834	+4.911	89.871	3	1:49.116
7	12	S -HSRJE	Ross MAXWELL	Chevron B19	7	1:56.029	+13.106	83.524	2	1:56.112
8	82	T -HSRJE	Hugh COLMAN	Chevron B8	7	1:56.071	+13.148	83.494	6	1:56.646
9	32	T -HSRJE	John MOULDS	Crossle 9S	6	1:58.091	+15.168	82.066	2	2:01.732
10	61	T -HSRJE	Nick THOMPSON	Chevron B6	2	1:58.372	+15.449	81.871	2	2:03.057
11	70	BB -HSRJE	Les ELY	Lotus 11	7	2:00.410	+17.487	80.485	6	2:01.615
12	11	T -HSRJE	David HUDSON	Sturdgess	5	2:02.297	+19.374	79.243	4	2:03.961
13	9	BA -HSRJE	Bob GILBERT	Lister Jaguar	5	2:04.386	+21.463	77.912	4	2:04.725
14	25	BB -HSRJE	Gareth WILLIAMS	Lotus 11	6	2:13.662	+30.739	72.505	5	2:14.688
15	42	BB -HSRJE	Scotty TAYLOR	Cooper Bobtail	6	2:20.046	+37.123	69.200	5	2:22.485

HSCC Oulton Park Gold Cup

BRDC Hist Sports/RJB Trophy (race 2)

Oulton Park International 2.692 Miles

Qualifying

27/08/2007 09:35

Qualify (15:00 Time)

Lap	Lap Tm	Diff	Time of Day
(36) Robert HARVEY			
1	1:45.192	+2.269	9:39:07.542
2	1:42.923	-	9:40:50.465
3	1:49.861	+6.938	9:42:40.326
p4	1:58.416	+15.493	9:44:38.742

(96) Michelle LIGUORI			
1	1:46.950	+2.645	9:39:23.597
2	1:44.305	-	9:41:07.902
p3	3:35.199	+1:50.894	9:44:43.101
4	2:58.711	+1:14.406	9:47:41.812
5	1:48.723	+4.418	9:49:30.535
6	1:47.588	+3.283	9:51:18.123

(26) George DOUGLAS			
1	1:53.816	+8.467	9:39:43.881
2	1:46.561	+1.212	9:41:30.442
3	1:47.017	+1.668	9:43:17.459
4	1:50.246	+4.897	9:45:07.705
5	1:47.621	+2.272	9:46:55.326
6	1:45.349	-	9:48:40.675
7	1:47.075	+1.726	9:50:27.750

(34) Andrew SCHRYVER			
1	1:50.955	+4.366	9:39:38.932
2	1:46.772	+0.183	9:41:25.704
p3	1:58.676	+12.087	9:43:24.380
4	4:03.638	+2:17.049	9:47:28.018
5	1:47.251	+0.662	9:49:15.269
6	1:46.589	-	9:51:01.858

(47) Kevin WILKINS			
1	1:52.384	+5.114	9:39:30.156
2	1:48.902	+1.632	9:41:19.058
3	1:48.313	+1.043	9:43:07.371
4	1:51.141	+3.871	9:44:58.512
5	1:48.337	+1.067	9:46:46.849
6	1:47.270	-	9:48:34.119

(2) James LEDAMUN			
1	1:53.146	+5.312	9:39:31.213
2	1:49.116	+1.282	9:41:20.329
3	1:47.834	-	9:43:08.163
p4	2:00.352	+12.518	9:45:08.515

(12) Ross MAXWELL			
1	1:57.706	+1.677	9:39:41.386
2	1:56.029	-	9:41:37.415
3	1:57.952	+1.923	9:43:35.367
4	1:56.112	+0.083	9:45:31.479
5	1:59.649	+3.620	9:47:31.128
6	1:57.722	+1.693	9:49:28.850
7	1:57.514	+1.485	9:51:26.364

(82) Hugh COLMAN			
1	2:00.512	+4.441	9:40:02.978
2	1:56.971	+0.900	9:41:59.949
3	1:56.994	+0.923	9:43:56.943
4	1:56.646	+0.575	9:45:53.589
5	1:56.792	+0.721	9:47:50.381
6	1:56.071	-	9:49:46.452
7	2:01.927	+5.856	9:51:48.379

(32) John MOULDS			
1	2:04.363	+6.272	9:40:12.962

Lap	Lap Tm	Diff	Time of Day
2	1:58.091	-	9:42:11.053
3	2:04.052	+5.961	9:44:15.105
4	2:02.860	+4.769	9:46:17.965
5	2:09.628	+11.537	9:48:27.593
6	2:01.732	+3.641	9:50:29.325

(61) Nick THOMPSON			
1	2:03.057	+4.685	9:39:50.958
2	1:58.372	-	9:41:49.330

(70) Les ELY			
1	2:02.799	+2.389	9:39:49.823
2	2:01.615	+1.205	9:41:51.438
3	2:04.777	+4.367	9:43:56.215
4	2:01.888	+1.478	9:45:58.103
5	2:02.099	+1.689	9:48:00.202
6	2:00.410	-	9:50:00.612
7	2:02.027	+1.617	9:52:02.639

(11) David HUDSON			
1	2:29.349	+27.052	9:40:43.977
2	2:19.735	+17.438	9:43:03.712
3	2:06.144	+3.847	9:45:09.856
4	2:02.297	-	9:47:12.153
5	2:03.961	+1.664	9:49:16.114

(9) Bob GILBERT			
1	2:08.378	+3.992	9:43:41.292
2	2:05.549	+1.163	9:45:46.841
3	2:04.725	+0.339	9:47:51.566
4	2:04.386	-	9:49:55.952
5	2:05.287	+0.901	9:52:01.239

(25) Gareth WILLIAMS			
1	2:19.818	+6.156	9:40:13.661
2	2:40.466	+26.804	9:42:54.127
3	2:19.583	+5.921	9:45:13.710
4	2:14.688	+1.026	9:47:28.398
5	2:13.662	-	9:49:42.060
6	2:17.668	+4.006	9:51:59.728

(42) Scotty TAYLOR			
1	2:25.679	+5.633	9:40:25.579
2	2:26.070	+6.024	9:42:51.649
3	2:25.099	+5.053	9:45:16.748
4	2:22.485	+2.439	9:47:39.233
5	2:20.046	-	9:49:59.279
6	2:45.765	+25.719	9:52:45.044

HSCC Oulton Park Gold Cup

BRDC Hist Sports/RJB Trophy (race 2)

Oulton Park International 2.692 Miles

Race 14 - Amended

27/08/2007 14:35

Race (20:00 Time)

10

[2:13.662]
[25] Gareth WILLIAMS

[2:20.046]
[42] Scotty TAYLOR

9

19
[2:00.410]
[70] Les ELY

20
[2:04.386]
[9] Bob GILBERT

8

17

18

[28] Bob JUGGINS

[31] Steve HODGES

7

15

16

[44] James SCHRYVER

[3] Mike CATLOW

6

13

14

[2:02.297]

[11] David HUDSON

[60] John BURTON

5

11

12

[1:58.091]

[32] John MOULDS

[1:58.372]
[61] Nick THOMPSON

4

9

10

[1:56.029]

[12] Ross MAXWELL

[1:56.071]
[82] Hugh COLMAN

3

7

8

[1:47.270]

[47] Kevin WILKINS

[1:47.834]
[2] James LEDAMUN

2

5

6

[1:45.349]

[26] George DOUGLAS

[1:46.589]
[34] Andrew SCHRYVER

1

3

4

[1:42.923]

[36] Robert HARVEY

[96] Michele LIGUORI

1

2

HSCC Oulton Park Gold Cup

Sorted on Laps

BRDC Hist Sports/RJB Trophy (race 2)

Oulton Park International 2.692 Miles

Race 14

27/08/2007 14:35

Race (20:00 Time)

Pos	No.	Class	Name	Car	Laps	Total Tm	Avg. Speed	Diff	Gap	Best Tm	Best Spd
1	60	S -HSRJI	John BURTON	Chevron B26	12	20:23.201	95.074	-	-	1:40.311	96.612
2	36	S -HSRJI	Robert HARVEY	Chevron B19	12	20:51.041	92.958	+27.840	+27.840	1:43.458	93.673
3	96	S -HSRJI	Michele LIGUORI	Lola T296	12	21:19.398	90.898	+56.197	+28.357	1:44.942	92.348
4	34	S -HSRJI	Andrew SCHRYVER	Chevron B21/23	12	21:35.031	89.800	+1:11.830	+15.633	1:45.721	91.668
5	44	T -HSRJI	James SCHRYVER	Chevron B8	11	21:06.395	84.178	1 Lap	1 Lap	1:52.940	85.808
6	32	T -HSRJI	John MOULDS	Crossle 9S	11	21:40.661	81.961	+34.266	+34.266	1:55.472	83.927
7	82	T -HSRJI	Hugh COLMAN	Chevron B8	11	21:47.692	81.520	+41.297	+7.031	1:56.482	83.199
8	61	T -HSRJI	Nick THOMPSON	Chevron B6	11	22:22.894	79.383	+1:16.499	+35.202	2:00.201	80.625
9	70	BB -HSRJI	Les ELY	Lotus 11	10	20:45.085	77.836	2 Laps	1 Lap	2:02.770	78.938
10	25	BB -HSRJI	Gareth WILLIAMS	Lotus 11	10	22:29.266	71.826	+1:44.181	-1:44.181	2:11.684	73.594

Not classified (80% = 9 Laps)

11	26	S -HSRJI	George DOUGLAS	Martin BM9/10	5	9:11.923	87.795	7 Laps	5 Laps	1:45.848	91.558
12	2	I -HSR	James LEDAMUN	Chevron B60	1	1:54.248	84.826	11 Laps	4 Laps	1:52.681	86.006
DNS	47	S -HSRJI	Kevin WILKINS	Chevron B19	0	-:----	-	-	-	-:----	-
DNS	12	S -HSRJI	Ross MAXWELL	Chevron B8	0	-:----	-	-	-	-:----	-
DNS	3	S -HSRJI	Mike CATLOW	Chevron B19	0	-:----	-	-	-	-:----	-
DNS	28	S -HSRJI	Bob JUGGINS	Coldwell C14B	0	-:----	-	-	-	-:----	-
DNS	31	S -HSRJI	Steve HODGES	Daren Mk3	0	-:----	-	-	-	-:----	-
DNS	9	BA -HSRJI	Bob GILBERT	Lister Jaguar	0	-:----	-	-	-	-:----	-
DNS	42	BB -HSRJI	Scotty TAYLOR	Cooper Bobtail	0	-:----	-	-	-	-:----	-

Margin of Victory	Avg. Speed	Best Lap Tm	Best Spd	Best Lap by
+27.840	95.074	1:40.311	96.612	[60] John BURTON

Printed: 27/08/2007 15:01:52

Licensed to: MST Sports Timing Ltd

Chief Timekeeper

Orbits 3

Clerk of Course

www.amb-it.com

www.mylaps.com

HSCC Oulton Park Gold Cup

Lapchart


BRDC Hist Sports/RJB Trophy (race 2)

Oulton Park International 2.692 Miles

Race 14

27/08/2007 14:35

Race (20:00 Time)



Competitors	Laps												
	0	1	2	3	4	5	6	7	8	9	10	11	12
Robert HARVEY (36)	1	36	36	60	60	60	60	60	60	60	60	60	60
Michele LIGUORI (96)	2	96	60	36	36	36	36	36	36	36	36	36	36
George DOUGLAS (26)	3	26	96	96	96	96	96	96	96	96	96	96	96
Andrew SCHRYVER (34)	4	34	26	26	26	26	34	34	34	34	34	34	34
James LEDAMUN (2)	5	2	34	34	34	34	26	44	44	44	44	44	44
Hugh COLMAN (82)	6	82	2	44	44	44	44	32	32	32	32	32	32
John MOULDS (32)	7	32	82	82	82	82	32	82	82	82	82	82	82
John BURTON (60)	8	60	44	32	32	32	82	61	61	61	61	61	61
Nick THOMPSON (61)	9	61	32	61	61	61	61	70	70	70	70	70	70
James SCHRYVER (44)	10	44	61	70	70	70	70	25	25	25	25	25	25
Les ELY (70)	11	70	70	25	25	25	25						
Gareth WILLIAMS (25)	12	25	25										
-	13												
-	14												
-	15												
-	16												
-	17												
-	18												
-	19												

HSCC Oulton Park Gold Cup

BRDC Hist Sports/RJB Trophy (race 2)

Oulton Park International 2.692 Miles

Race 14

27/08/2007 14:35

Race (20:00 Time)

Lap	Lap Tm	Diff	Time of Day
(60) John BURTON			
1	1:45.761	+5.450	14:40:37.289
2	1:40.629	+0.318	14:42:17.918
3	1:40.860	+0.549	14:43:58.778
4	1:41.141	+0.830	14:45:39.919
5	1:41.998	+1.687	14:47:21.917
6	1:41.220	+0.909	14:49:03.137
7	1:40.624	+0.313	14:50:43.761
8	1:42.033	+1.722	14:52:25.794
9	1:41.610	+1.299	14:54:07.404
10	1:40.311	-	14:55:47.715
11	1:41.871	+1.560	14:57:29.586
12	1:42.102	+1.791	14:59:11.688

(36) Robert HARVEY			
1	1:45.596	+2.138	14:40:34.715
2	1:44.313	+0.855	14:42:19.028
3	1:43.558	+0.100	14:44:02.586
4	1:43.959	+0.501	14:45:46.545
5	1:43.606	+0.148	14:47:30.151
6	1:43.591	+0.133	14:49:13.742
7	1:44.607	+1.149	14:50:58.349
8	1:43.458	-	14:52:41.807
9	1:45.052	+1.594	14:54:26.859
10	1:43.945	+0.487	14:56:10.804
11	1:43.988	+0.530	14:57:54.792
12	1:44.736	+1.278	14:59:39.528

(96) Michele LIGUORI			
1	1:48.515	+3.573	14:40:37.758
2	1:48.006	+3.064	14:42:25.764
3	1:47.227	+2.285	14:44:12.991
4	1:45.466	+0.524	14:45:58.457
5	1:48.791	+3.849	14:47:47.248
6	1:46.650	+1.708	14:49:33.898
7	1:45.548	+0.606	14:51:19.446
8	1:46.205	+1.263	14:53:05.651
9	1:44.942	-	14:54:50.593
10	1:45.496	+0.554	14:56:36.089
11	1:46.075	+1.133	14:58:22.164
12	1:45.721	+0.779	15:00:07.885

(34) Andrew SCHRYVER			
1	1:51.210	+5.489	14:40:40.889
2	1:47.767	+2.046	14:42:28.656
3	1:45.721	-	14:44:14.377
4	1:46.549	+0.828	14:46:00.926
5	1:49.231	+3.510	14:47:50.157
6	1:46.727	+1.006	14:49:36.884
7	1:47.287	+1.566	14:51:24.171
8	1:47.361	+1.640	14:53:11.532
9	1:48.284	+2.563	14:54:59.816
10	1:48.143	+2.422	14:56:47.959
11	1:48.585	+2.864	14:58:36.544
12	1:46.974	+1.253	15:00:23.518

(44) James SCHRYVER			
1	1:58.176	+5.236	14:40:50.256
2	1:54.760	+1.820	14:42:45.016
3	1:53.603	+0.663	14:44:38.619
4	1:54.653	+1.713	14:46:33.272
5	1:52.940	-	14:48:26.212
6	1:54.667	+1.727	14:50:20.879
7	1:56.216	+3.276	14:52:17.095
8	1:54.543	+1.603	14:54:11.638

Lap	Lap Tm	Diff	Time of Day
9	1:53.536	+0.596	14:56:05.174
10	1:53.847	+0.907	14:57:59.021
11	1:55.861	+2.921	14:59:54.882
(32) John MOULDS			
1	2:03.868	+8.396	14:40:55.288
2	1:58.354	+2.882	14:42:53.642
3	1:57.001	+1.529	14:44:50.643
4	1:56.639	+1.167	14:46:47.282
5	1:55.996	+0.524	14:48:43.278
6	1:55.472	-	14:50:38.750
7	1:56.635	+1.163	14:52:35.385
8	1:58.479	+3.007	14:54:33.864
9	1:57.896	+2.424	14:56:31.760
10	1:58.684	+3.212	14:58:30.444
11	1:58.704	+3.232	15:00:29.148

(82) Hugh COLMAN			
1	1:59.859	+3.377	14:40:50.173
2	1:58.636	+2.154	14:42:48.809
3	1:58.456	+1.974	14:44:47.265
4	1:59.799	+3.317	14:46:47.064
5	1:57.251	+0.769	14:48:44.315
6	1:56.482	-	14:50:40.797
7	1:59.618	+3.136	14:52:40.415
8	1:59.006	+2.524	14:54:39.421
9	1:59.414	+2.932	14:56:38.835
10	1:58.802	+2.320	14:58:37.637
11	1:58.542	+2.060	15:00:36.179

(61) Nick THOMPSON			
1	2:04.156	+3.955	14:40:55.833
2	2:02.285	+2.084	14:42:58.118
3	2:03.220	+3.019	14:45:01.338
4	2:01.837	+1.636	14:47:03.175
5	2:02.195	+1.994	14:49:05.370
6	2:01.303	+1.102	14:51:06.673
7	2:01.008	+0.807	14:53:07.681
8	2:00.680	+0.479	14:55:08.361
9	2:01.775	+1.574	14:57:10.136
10	2:00.201	-	14:59:10.337
11	2:01.044	+0.843	15:01:11.381

(70) Les ELY			
1	2:05.869	+3.099	14:40:59.299
2	2:02.889	+0.119	14:43:02.188
3	2:03.901	+1.131	14:45:06.089
4	2:04.222	+1.452	14:47:10.311
5	2:03.262	+0.492	14:49:13.573
6	2:04.034	+1.264	14:51:17.607
7	2:04.820	+2.050	14:53:22.427
8	2:05.149	+2.379	14:55:27.576
9	2:03.226	+0.456	14:57:30.802
10	2:02.770	-	14:59:33.572

(25) Gareth WILLIAMS			
1	2:14.202	+2.518	14:41:08.048
2	2:14.648	+2.964	14:43:22.696
3	2:11.684	-	14:45:34.380
4	2:23.813	+12.129	14:47:58.193
5	2:12.070	+0.386	14:50:10.263
6	2:12.509	+0.825	14:52:22.772
7	2:12.274	+0.590	14:54:35.046
8	2:14.202	+2.518	14:56:49.248
9	2:13.495	+1.811	14:59:02.743
10	2:15.010	+3.326	15:01:17.753

Lap	Lap Tm	Diff	Time of Day
(26) George DOUGLAS			
1	1:50.252	+4.404	14:40:39.925
2	1:46.950	+1.102	14:42:26.875
3	1:46.393	+0.545	14:44:13.268
4	1:45.848	-	14:45:59.116
p5	2:01.294	+15.446	14:48:00.410
(2) James LEDAMUN			
1	1:52.681	-	14:40:42.735

HSCC Oulton Park Gold Cup

Sorted on Best Lap time

HRSR Saloons

Oulton Park International 2.692 Miles

Qualifying

27/08/2007 10:05

Qualify (25:00 Time)

Pos	No.	Class	Name	Car	Laps	Best Tm	Diff	Best Spd	n Lap	2nd Best
1	31	B - HRS	ELY/DODD	BMW 2000	11	2:05.006	-	77.526	6	2:05.648
2	69	C - HRS	Bob BULLEN	Ford Anglia 105E	11	2:05.369	+0.363	77.301	6	2:05.888
3	11	K1 - HRS	Richard STYLES	Ford Mustang	7	2:05.413	+0.407	77.274	6	2:06.032
4	13	K1 - HRS	Nigel VAULKHARD	Ford Mustang	11	2:06.156	+1.150	76.819	7	2:06.824
5	35	B - HRS	James DODD	Alfa Romeo Guilia S	10	2:06.247	+1.241	76.764	6	2:06.535
6	34	B - HRS	Louis BRACEY	Ford Lotus Cortina	10	2:06.622	+1.616	76.536	7	2:07.168
7	49	C - HRS	Peter HORE	Lotus Cortina	10	2:07.161	+2.155	76.212	5	2:07.383
8	46	C - HRS	Dan COX	Ford Lotus Cortina	10	2:07.234	+2.228	76.168	5	2:07.817
9	24	K1 - HRS	Harry WYNDHAM	Ford Falcon	8	2:07.234	+2.228	76.168	6	2:08.168
10	85	D - HRS	Roger GODFREY	Austin Cooper S	11	2:07.776	+2.770	75.845	4	2:08.177
11	3	K1 - HRS	Peter HALLFORD	Ford Mustang	9	2:08.020	+3.014	75.701	1	2:08.487
12	77	D - HRS	Roger EBDON	Morris Mini Cooper	5	2:08.974	+3.968	75.141	2	2:09.276
13	2	K1 - HRS	Robert HARTLEY	Ford Mustang	10	2:09.278	+4.272	74.964	9	2:09.503
14	84	D - HRS	Roger PHILLIPS	Austin Mini Cooper	9	2:09.635	+4.629	74.758	7	2:09.711
15	66	K3 - HRS	Simon GARRAD	Ford Lotus Cortina	5	2:09.651	+4.645	74.748	4	2:09.679
16	9	K1 - HRS	David BETTS	Ford Mustang	9	2:10.522	+5.516	74.250	7	2:13.471
17	41	C - HRS	Tony FIELDING	Ford Anglia 105E	4	2:10.674	+5.668	74.163	2	2:12.688
18	87	E - HRS	Simon BENOY	Hillman Imp	8	2:10.864	+5.858	74.056	6	2:11.386
19	56	C - HRS	Rob TREVOR	Ford Anglia	10	2:11.063	+6.057	73.943	9	2:11.516
20	1	E - HRS	Mike HANNA	Hilman Imp	8	2:11.276	+6.270	73.823	2	2:12.285
21	47	C - HRS	Rob KERKHOVEN	Ford Lotus Cortina	9	2:12.386	+7.380	73.204	5	2:12.703
22	52	C - HRS	Peter ERGIS	Ford Lotus Cortina	9	2:12.447	+7.441	73.170	8	2:13.100
23	18	K1 - HRS	Max ROSTRON	Ford Mustang	4	2:13.634	+8.628	72.520	2	2:16.469
24	89	E - HRS	Adrian OLIVER	Hillman Imp	7	2:14.172	+9.166	72.230	6	2:14.971
25	94	E - HRS	PLATTS/ASTLEY	Singer Chamois	5	2:15.767	+10.761	71.381	4	2:17.013
26	73	D - HRS	Daniel WARD R1	Austin Mini Cooper	8	2:16.447	+11.441	71.025	8	2:18.304
27	38	C - HRS	SHUTTLEWORTH/SKYRME	Ford Lotus Cortina	9	2:16.670	+11.664	70.909	2	2:17.567
28	81	D - HRS	Chris GLAISTER	Ford Anglia 100E	10	2:16.799	+11.793	70.843	6	2:16.813
29	53	C - HRS	Andy YOOL	Ford Anglia 105E	9	2:18.413	+13.407	70.017	6	2:18.777
30	96	E - HRS	Tim BROOK	Austin Mini Cooper	9	2:21.085	+16.079	68.691	6	2:23.242
31	91	E - HRS	Vince FROST	Hillman Imp	9	2:21.404	+16.398	68.536	6	2:22.060
32	95	E - HRS	Shaun HAZLEWOOD	Hillman Imp	7	2:22.231	+17.225	68.137	1	2:23.344
33	37	K2 - HRS	A SMITH-FITCHETT	Sunbeam Rapier S3	6	2:32.844	+27.838	63.406	5	2:37.189
34	58	K3 - HRS	Claire WILLIAMS	Ford Lotus Cortina	5	2:33.322	+28.316	63.208	5	2:35.517
35	90	K5 - HRS	Tim BISHOP	DKW 3=6	4	2:34.927	+29.921	62.553	3	2:37.809

Announcements

Car 37 please fit working transponder

HSCC Oulton Park Gold Cup

HRSR Saloons

Oulton Park International 2.692 Miles

Qualifying

27/08/2007 10:05

Qualify (25:00 Time)

Lap	Lap Tm	Diff	Time of Day
(31) ELY/DODD			
1	2:06.446	+1.440	10:08:48.642
2	2:05.928	+0.922	10:10:54.570
3	2:05.648	+0.642	10:13:00.218
4	2:05.980	+0.974	10:15:06.198
5	2:05.662	+0.656	10:17:11.860
6	2:05.006	-	10:19:16.866
7	2:12.610	+7.604	10:21:29.476
8	2:58.672	+53.666	10:24:28.148
9	2:10.343	+5.337	10:26:38.491
10	2:08.930	+3.924	10:28:47.421
11	2:08.291	+3.285	10:30:55.712

Lap	Lap Tm	Diff	Time of Day
(69) Bob BULLEN			
1	2:11.504	+6.135	10:08:51.831
2	2:09.461	+4.092	10:11:01.292
3	2:08.382	+3.013	10:13:09.674
4	2:05.888	+0.519	10:15:15.562
5	2:06.100	+0.731	10:17:21.662
6	2:05.369	-	10:19:27.031
7	2:06.067	+0.698	10:21:33.098
8	2:07.006	+1.637	10:23:40.104
9	2:07.417	+2.048	10:25:47.521
10	2:07.440	+2.071	10:27:54.961
11	2:08.779	+3.410	10:30:03.740

Lap	Lap Tm	Diff	Time of Day
(11) Richard STYLES			
1	2:07.890	+2.477	10:08:48.388
2	2:07.361	+1.948	10:10:55.749
3	2:06.970	+1.557	10:13:02.719
4	2:06.879	+1.466	10:15:09.598
5	2:06.032	+0.619	10:17:15.630
6	2:05.413	-	10:19:21.043
p7	2:18.189	+12.776	10:21:39.232

Lap	Lap Tm	Diff	Time of Day
(13) Nigel VAULKHARD			
1	2:07.675	+1.519	10:08:51.405
2	2:11.329	+5.173	10:11:02.734
3	2:13.985	+7.829	10:13:16.719
4	2:06.824	+0.668	10:15:23.543
5	2:12.951	+6.795	10:17:36.494
6	2:07.689	+1.533	10:19:44.183
7	2:06.156	-	10:21:50.339
8	2:07.965	+1.809	10:23:58.304
9	2:14.919	+8.763	10:26:13.223
10	2:09.591	+3.435	10:28:22.814
11	2:07.938	+1.782	10:30:30.752

Lap	Lap Tm	Diff	Time of Day
(35) James DODD			
1	2:08.263	+2.016	10:08:47.261
2	2:07.092	+0.845	10:10:54.353
3	2:11.824	+5.577	10:13:06.177
4	2:07.632	+1.385	10:15:13.809
5	2:06.887	+0.640	10:17:20.696
6	2:06.247	-	10:19:26.943
7	2:08.847	+2.600	10:21:35.790
8	2:06.535	+0.288	10:23:42.325
p9	2:19.822	+13.575	10:26:02.147
10	4:15.738	+2:09.491	10:30:17.885

Lap	Lap Tm	Diff	Time of Day
(34) Louis BRACEY			
1	2:13.199	+6.577	10:09:05.582
2	2:09.050	+2.428	10:11:14.632
3	2:08.349	+1.727	10:13:22.981
4	2:07.168	+0.546	10:15:30.149

Lap	Lap Tm	Diff	Time of Day
5	2:08.291	+1.669	10:17:38.440
6	2:08.007	+1.385	10:19:46.447
7	2:06.622	-	10:21:53.069
8	2:08.301	+1.679	10:24:01.370
9	2:09.050	+2.428	10:26:10.420
10	2:08.448	+1.826	10:28:18.868

Lap	Lap Tm	Diff	Time of Day
(49) Peter HORE			
1	2:14.665	+7.504	10:09:54.714
2	2:07.527	+0.366	10:12:02.241
3	2:09.868	+2.707	10:14:12.109
4	2:08.966	+1.805	10:16:21.075
5	2:07.161	-	10:18:28.236
6	2:07.383	+0.222	10:20:35.619
7	2:10.319	+3.158	10:22:45.938
8	2:07.974	+0.813	10:24:53.912
9	2:34.511	+27.350	10:27:28.423
10	2:11.189	+4.028	10:29:39.612

Lap	Lap Tm	Diff	Time of Day
(46) Dan COX			
1	2:09.851	+2.617	10:09:33.882
2	2:07.817	+0.583	10:11:41.699
3	2:09.196	+1.962	10:13:50.895
4	2:11.031	+3.797	10:16:01.926
5	2:07.234	-	10:18:09.160
6	2:59.060	+51.826	10:21:08.220
7	2:10.342	+3.108	10:23:18.562
8	2:12.470	+5.236	10:25:31.032
9	2:09.828	+2.594	10:27:40.860
10	2:09.964	+2.730	10:29:50.824

Lap	Lap Tm	Diff	Time of Day
(24) Harry WYNDHAM			
1	2:08.951	+1.717	10:09:13.842
2	2:10.040	+2.806	10:11:23.882
p3	2:14.792	+7.558	10:13:38.674
4	3:58.282	+1:51.048	10:17:36.956
5	2:08.168	+0.934	10:19:45.124
6	2:07.234	-	10:21:52.358
7	2:14.694	+7.460	10:24:07.052
p8	2:25.470	+18.236	10:26:32.522

Lap	Lap Tm	Diff	Time of Day
(85) Roger GODFREY			
1	2:10.586	+2.810	10:09:04.229
2	2:08.853	+1.077	10:11:13.082
3	2:10.823	+3.047	10:13:23.905
4	2:07.776	-	10:15:31.681
5	2:08.177	+0.401	10:17:39.858
6	2:09.090	+1.314	10:19:48.948
7	2:09.098	+1.322	10:21:58.046
8	2:10.206	+2.430	10:24:08.252
9	2:09.601	+1.825	10:26:17.853
10	2:11.145	+3.369	10:28:28.998
11	2:11.075	+3.299	10:30:40.073

Lap	Lap Tm	Diff	Time of Day
(3) Peter HALLFORD			
1	2:08.020	-	10:09:00.894
2	2:08.487	+0.467	10:11:09.381
3	2:10.344	+2.324	10:13:19.725
4	2:08.671	+0.651	10:15:28.396
p5	2:26.078	+18.058	10:17:54.474
6	5:18.490	+3:10.470	10:23:12.964
7	2:09.358	+1.338	10:25:22.322
8	2:08.678	+0.658	10:27:31.000
9	2:11.228	+3.208	10:29:42.228

Lap	Lap Tm	Diff	Time of Day
(77) Roger EBDON			

Lap	Lap Tm	Diff	Time of Day
1	2:10.728	+1.754	10:09:06.797
2	2:08.974	-	10:11:15.771
3	2:11.221	+2.247	10:13:26.992
4	2:09.276	+0.302	10:15:36.268
p5	2:36.786	+27.812	10:18:13.054

Lap	Lap Tm	Diff	Time of Day
(2) Robert HARTLEY			
1	2:10.903	+1.625	10:09:16.828
2	2:12.147	+2.869	10:11:28.975
3	2:09.503	+0.225	10:13:38.478
p4	2:19.232	+9.954	10:15:57.710
5	4:01.964	+1:52.686	10:19:59.674
6	2:11.434	+2.156	10:22:11.108
7	2:11.320	+2.042	10:24:22.428
8	2:15.188	+5.910	10:26:37.616
9	2:09.278	-	10:28:46.894
10	2:14.398	+5.120	10:31:01.292

Lap	Lap Tm	Diff	Time of Day
(84) Roger PHILLIPS			
1	2:12.562	+2.927	10:08:55.889
2	2:11.072	+1.437	10:11:06.961
3	2:11.166	+1.531	10:13:18.127
4	2:09.789	+0.154	10:15:27.916
5	2:09.711	+0.076	10:17:37.627
6	2:11.876	+2.241	10:19:49.503
7	2:09.635	-	10:21:59.138
8	2:10.415	+0.780	10:24:09.553
9	2:30.076	+20.441	10:26:39.629

Lap	Lap Tm	Diff	Time of Day
(66) Simon GARRAD			
1	2:09.748	+0.097	10:08:51.225
2	2:09.679	+0.028	10:11:00.904
3	2:10.407	+0.756	10:13:11.311
4	2:09.651	-	10:15:20.962
p5	2:16.888	+7.237	10:17:37.850

Lap	Lap Tm	Diff	Time of Day
(9) David BETTS			
1	2:16.649	+6.127	10:09:23.722
2	2:15.792	+5.270	10:11:39.514
3	2:14.177	+3.655	10:13:53.691
p4	2:31.220	+20.698	10:16:24.911
5	4:10.145	+1:59.623	10:20:35.056
6	2:13.471	+2.949	10:22:48.527
7	2:10.522	-	10:24:59.049
8	2:16.682	+6.160	10:27:15.731
9	2:18.550	+8.028	10:29:34.281

Lap	Lap Tm	Diff	Time of Day
(41) Tony FIELDING			
1	2:12.688	+2.014	10:09:50.479
2	2:10.674	-	10:12:01.153
3	2:17.868	+7.194	10:14:19.021
p4	2:25.241	+14.567	10:16:44.262

Lap	Lap Tm	Diff	Time of Day
(87) Simon BENOY			
1	2:15.736	+4.872	10:09:20.454
2	2:12.897	+2.033	10:11:33.351
3	2:13.960	+3.096	10:13:47.311
4	2:13.386	+2.522	10:16:00.697
5	2:11.386	+0.522	10:18:12.083
6	2:10.864	-	10:20:22.947
p7	2:25.045	+14.181	10:22:47.992
8	3:54.436	+1:43.572	10:26:42.428

Lap	Lap Tm	Diff	Time of Day
(56) Rob TREVOR			
1	2:15.370	+4.307	10:10:03.142
2	2:13.743	+2.680	10:12:16.885

HSCC Oulton Park Gold Cup

HRSR Saloons

Oulton Park International 2.692 Miles

Qualifying

27/08/2007 10:05

Qualify (25:00 Time)

Lap	Lap Tm	Diff	Time of Day
3	2:13.655	+2.592	10:14:30.540
4	2:13.009	+1.946	10:16:43.549
5	2:13.871	+2.808	10:18:57.420
6	2:11.565	+0.502	10:21:08.985
7	2:11.516	+0.453	10:23:20.501
8	2:13.231	+2.168	10:25:33.732
9	2:11.063	-	10:27:44.795
10	2:11.895	+0.832	10:29:56.690

(1) Mike HANNA

1	2:15.294	+4.018	10:09:54.833
2	2:11.276	-	10:12:06.109
3	2:12.905	+1.629	10:14:19.014
4	2:12.285	+1.009	10:16:31.299
5	2:36.598	+25.322	10:19:07.897
6	2:23.674	+12.398	10:21:31.571
7	2:12.398	+1.122	10:23:43.969
p8	3:03.084	+51.808	10:26:47.053

(47) Rob KERKHOVEN

1	2:17.625	+5.239	10:10:07.196
2	2:12.703	+0.317	10:12:19.899
3	2:27.284	+14.898	10:14:47.183
4	2:14.546	+2.160	10:17:01.729
5	2:12.386	-	10:19:14.115
p6	2:20.649	+8.263	10:21:34.764
7	3:16.071	+1:03.685	10:24:50.835
8	2:16.997	+4.611	10:27:07.832
9	2:14.372	+1.986	10:29:22.204

(52) Peter ERGIS

1	2:30.998	+18.551	10:10:51.618
2	2:15.204	+2.757	10:13:06.822
3	3:21.053	+1:08.606	10:16:27.875
4	2:16.980	+4.533	10:18:44.855
5	2:16.742	+4.295	10:21:01.597
6	2:13.100	+0.653	10:23:14.697
7	2:16.052	+3.605	10:25:30.749
8	2:12.447	-	10:27:43.196
p9	2:48.073	+35.626	10:30:31.269

(18) Max ROSTRON

1	11:56.368	+9:42.734	10:18:53.277
2	2:13.634	-	10:21:06.911
3	2:16.469	+2.835	10:23:23.380
p4	2:24.839	+11.205	10:25:48.219

(89) Adrian OLIVER

1	2:25.899	+11.727	10:10:02.767
2	2:21.235	+7.063	10:12:24.002
3	2:15.373	+1.201	10:14:39.375
4	2:14.971	+0.799	10:16:54.346
5	2:15.118	+0.946	10:19:09.464
6	2:14.172	-	10:21:23.636
7	2:16.674	+2.502	10:23:40.310

(94) PLATTS/ASTLEY

1	2:20.708	+4.941	10:09:58.977
2	2:20.776	+5.009	10:12:19.753
3	2:17.013	+1.246	10:14:36.766
4	2:15.767	-	10:16:52.533
p5	2:38.424	+22.657	10:19:30.957

(73) Daniel WARD R1

1	2:24.756	+8.309	10:09:52.508
2	2:19.237	+2.790	10:12:11.745

Lap	Lap Tm	Diff	Time of Day
3	2:18.794	+2.347	10:14:30.539
p4	2:25.709	+9.262	10:16:56.248
5	5:10.128	+2:53.681	10:22:06.376
6	2:18.304	+1.857	10:24:24.680
7	2:18.499	+2.052	10:26:43.179
8	2:16.447	-	10:28:59.626

(38) SHUTTLEWORTH/SKYRME

1	2:18.057	+1.387	10:09:41.896
2	2:16.670	-	10:11:58.566
3	2:17.567	+0.897	10:14:16.133
4	2:17.865	+1.195	10:16:33.998
5	2:36.064	+19.394	10:19:10.062
6	4:04.000	+1:47.330	10:23:14.062
7	2:38.955	+22.285	10:25:53.017
8	2:37.884	+21.214	10:28:30.901
9	2:34.259	+17.589	10:31:05.160

(81) Chris GLAISTER

1	2:32.220	+15.421	10:10:11.455
2	2:17.071	+0.272	10:12:28.526
3	2:17.330	+0.531	10:14:45.856
4	2:17.267	+0.468	10:17:03.123
5	2:16.826	+0.027	10:19:19.949
6	2:16.799	-	10:21:36.748
7	2:16.813	+0.014	10:23:53.561
8	2:42.555	+25.756	10:26:36.116
9	2:21.286	+4.487	10:28:57.402
10	2:17.402	+0.603	10:31:14.804

(53) Andy YOOL

1	2:24.016	+5.603	10:10:32.483
2	2:22.129	+3.716	10:12:54.612
3	2:23.568	+5.155	10:15:18.180
4	2:24.511	+6.098	10:17:42.691
5	2:19.284	+0.871	10:20:01.975
6	2:18.413	-	10:22:20.388
7	2:41.276	+22.863	10:25:01.664
8	2:18.777	+0.364	10:27:20.441
9	2:32.754	+14.341	10:29:53.195

(96) Tim BROOK

1	2:28.010	+6.925	10:10:28.241
2	2:27.737	+6.652	10:12:55.978
3	2:26.749	+5.664	10:15:22.727
4	2:23.257	+2.172	10:17:45.984
5	2:23.242	+2.157	10:20:09.226
6	2:21.085	-	10:22:30.311
7	2:25.732	+4.647	10:24:56.043
8	2:25.271	+4.186	10:27:21.314
9	2:26.195	+5.110	10:29:47.509

(91) Vince FROST

1	2:28.481	+7.077	10:10:27.523
2	2:24.792	+3.388	10:12:52.315
3	2:29.028	+7.624	10:15:21.343
4	2:23.347	+1.943	10:17:44.690
5	2:22.060	+0.656	10:20:06.750
6	2:21.404	-	10:22:28.154
7	2:23.416	+2.012	10:24:51.570
8	2:28.557	+7.153	10:27:20.127
9	2:24.253	+2.849	10:29:44.380

(95) Shaun HAZLEWOOD

1	2:22.231	-	10:09:57.667
2	3:27.126	+1:04.895	10:13:24.793

Lap	Lap Tm	Diff	Time of Day
p3	2:51.148	+28.917	10:16:15.941
4	4:39.105	+2:16.874	10:20:55.046
5	2:23.420	+1.189	10:23:18.466
6	2:23.344	+1.113	10:25:41.810
7	2:24.131	+1.900	10:28:05.941

(37) A SMITH-FITCHETT

p1	2:57.369	+24.525	10:11:20.499
2	5:04.173	+2:31.329	10:16:24.672
3	2:37.189	+4.345	10:19:01.861
4	2:39.618	+6.774	10:21:41.479
5	2:32.844	-	10:24:14.323
p6	2:41.925	+9.081	10:26:56.248

(58) Claire WILLIAMS

p1	3:23.075	+49.753	10:11:47.284
2	10:36.718	+8:03.396	10:22:24.002
3	2:37.832	+4.510	10:25:01.834
4	2:35.517	+2.195	10:27:37.351
5	2:33.322	-	10:30:10.673

(90) Tim BISHOP

1	2:40.959	+6.032	10:10:32.940
2	2:37.809	+2.882	10:13:10.749
3	2:34.927	-	10:15:45.676
p4	3:29.230	+54.303	10:19:14.906

HSCC Oulton Park Gold Cup

HRSR Saloons

Oulton Park International 2.692 Miles

Race 16

27/08/2007 15:45

Race (40:00 Time)

14
13
12
11
10
9
8
7
6
5
4
3
2
1

[2:18.413] [53] Andy YOOL
<hr/>
27 [2:16.670] [38] SHUTTLEWORTH/SKYRME
<hr/>
25 [2:15.767] [94] PLATTS/ASTLEY
<hr/>
23 [2:12.447] [52] Peter ERGIS
<hr/>
21 [2:11.276] [1] Mike HANNA
<hr/>
19 [2:10.864] [87] Simon BENOY
<hr/>
17 [2:09.651] [66] Simon GARRAD
<hr/>
15 [2:09.278] [2] Robert HARTLEY
<hr/>
13 [2:08.020] [3] Peter HALLFORD
<hr/>
11 [2:07.234] [24] Harry WYNDHAM
<hr/>
9 [2:07.161] [49] Peter HORE
<hr/>
7 [2:06.247] [35] James DODD
<hr/>
5 [2:05.413] [11] Richard STYLES
<hr/>
3 [2:05.006] [31] ELY/DODD
<hr/>
1

[2:21.085] [96] Tim BROOK
<hr/>
28 [2:16.799] [81] Chris GLAISTER
<hr/>
26 [2:16.447] [73] Daniel WARD R1
<hr/>
24 [2:13.634] [18] Max ROSTRON
<hr/>
22 [2:12.386] [47] Rob KERKHOVEN
<hr/>
20 [2:11.063] [56] Rob TREVOR
<hr/>
18 [2:10.522] [9] David BETTS
<hr/>
16 [2:09.635] [84] Roger PHILLIPS
<hr/>
14 [2:08.974] [77] Roger EBDON
<hr/>
12 [2:07.776] [85] Roger GODFREY
<hr/>
10 [2:07.234] [46] Dan COX
<hr/>
8 [2:06.622] [34] Louis BRACEY
<hr/>
6 [2:06.156] [13] Nigel VAULKHARD
<hr/>
4 [2:05.369] [69] Bob BULLEN
<hr/>
2

HSCC Oulton Park Gold Cup

HRSR Saloons

Oulton Park International 2.692 Miles

Race 16

27/08/2007 15:45

Race (40:00 Time)

17

[2:34.927]
[90] Tim BISHOP

16

33
[2:32.844]
[37] A SMITH-FITCHETT

15

31
[2:21.404]
[91] Vince FROST

[2:33.322]
[58] Claire WILLIAMS

32
[2:22.231]
[95] Shaun HAZLEWOOD

29

30

HSCC Oulton Park Gold Cup

Sorted on Laps

HRSR Saloons

Oulton Park International 2.692 Miles

Race 16

27/08/2007 15:45

Race (40:00 Time)

Pos	No.	Class	Name	Car	Laps	Total Tm	Avg. Speed	Diff	Gap	Best Tm	Best Spd
1	31	B - HRS	ELY/DODD	BMW 2000	19	41:25.785	74.074	-	-	2:05.159	77.431
2	13	K1 - HRS	Nigel VAULKHARD	Ford Mustang	19	41:28.366	73.997	+2.581	+2.581	2:05.313	77.336
3	11	K1 - HRS	Richard STYLES	Ford Mustang	19	41:54.724	73.222	+28.939	+26.358	2:06.348	76.702
4	46	C - HRS	Dan COX	Ford Lotus Cortina	19	41:59.436	73.085	+33.651	+4.712	2:05.341	77.319
5	69	C - HRS	Bob BULLEN	Ford Anglia 105E	19	42:00.979	73.040	+35.194	+1.543	2:05.009	77.524
6	35	B - HRS	James DODD	Alfa Romeo Guilia	19	42:14.912	72.639	+49.127	+13.933	2:06.094	76.857
7	49	C - HRS	Peter HORE	Lotus Cortina	19	42:17.882	72.554	+52.097	+2.970	2:07.528	75.993
8	85	D - HRS	Roger GODFREY	Austin Cooper S	19	42:52.085	71.589	+1:26.300	+34.203	2:08.454	75.445
9	24	K1 - HRS	Harry WYNDHAM	Ford Falcon	19	43:01.875	71.317	+1:36.090	+9.790	2:08.581	75.370
10	84	D - HRS	Roger PHILLIPS	Austin Mini Cooper	19	43:19.427	70.836	+1:53.642	+17.552	2:09.814	74.655
11	3	K1 - HRS	Peter HALLFORD	Ford Mustang	18	41:27.613	70.124	1 Lap	1 Lap	2:09.136	75.046
12	87	E - HRS	Simon BENOY	Hillman Imp	18	41:52.264	69.436	+24.651	+24.651	2:12.785	72.984
13	56	C - HRS	Rob TREVOR	Ford Anglia	18	42:03.246	69.134	+35.633	+10.982	2:12.448	73.170
14	47	C - HRS	KERKHOVEN/TRUSLOVI	Ford Lotus Cortina	18	42:03.793	69.119	+36.180	+0.547	2:10.677	74.161
15	9	K1 - HRS	David BETTS	Ford Mustang	18	42:29.848	68.413	+1:02.235	+26.055	2:12.638	73.065
16	53	C - HRS	Andy YOOL	Ford Anglia 105E	18	42:46.571	67.967	+1:18.958	+16.723	2:14.079	72.280
17	73	D - HRS	Daniel WARD	Austin Mini Cooper	18	42:48.254	67.922	+1:20.641	+1.683	2:14.564	72.019
18	91	E - HRS	Vince FROST	Hillman Imp	17	41:55.107	65.504	2 Laps	1 Lap	2:19.812	69.316
19	96	E - HRS	Tim BROOK	Austin Mini Cooper	17	42:05.473	65.235	+10.366	+10.366	2:20.779	68.840
20	38	C - HRS	SHUTTLEWORTH/SKYRI	Ford Lotus Cortina	17	43:09.681	63.618	+1:14.574	-1:04.208	2:15.620	71.458
21	37	K2 - HRS	A SMITH-FITCHETT	Sunbeam Rapier S	16	42:05.513	61.397	3 Laps	1 Lap	2:28.007	65.478

Not classified (80% = 15 Laps)

22	90	K5 - HRS	Tim BISHOP	DKW 3=6	10	27:03.661	59.687	9 Laps	6 Laps	2:35.455	62.341
23	66	K3 - HRS	Simon GARRAD	Ford Lotus Cortina	8	18:35.817	69.482	11 Laps	2 Laps	2:07.316	76.119
24	18	K1 - HRS	Max ROSTRON	Ford Mustang	6	13:24.297	72.296	13 Laps	2 Laps	2:10.475	74.276
25	34	B - HRS	Louis BRACEY	Ford Lotus Cortina	3	6:38.785	72.905	16 Laps	3 Laps	2:08.119	75.642
26	77	D - HRS	Roger EBDON	Morris Mini Cooper	2	5:11.716	62.180	17 Laps	1 Lap	2:15.018	71.777
27	81	D - HRS	Chris GLAISTER	Ford Anglia 100E	1	2:32.141	63.699	18 Laps	1 Lap	2:24.824	66.917
28	1	E - HRS	Mike HANNA	Hilman Imp	1	2:32.455	63.568	+0.314	+0.314	2:25.956	66.398
29	94	E - HRS	PLATTS/ASTLEY	Singer Chamois	1	2:33.244	63.240	+1.103	+0.789	2:26.084	66.340
30	2	K1 - HRS	Robert HARTLEY	Ford Mustang	1	2:39.031	60.939	+6.890	+5.787	2:33.031	63.328
31	52	C - HRS	Peter ERGIS	Ford Lotus Cortina	1	2:45.625	58.513	+13.484	+6.594	2:37.480	61.539
32	58	K3 - HRS	Claire WILLIAMS	Ford Lotus Cortina	1	7:09.911	22.542	+4:37.770	-4:24.286	6:55.227	23.340
33	95	E - HRS	HAZLEWOOD/GUNTON	Hillman Imp	0	8.783	-	19 Laps	1 Lap	---	-

Margin of Victory	Avg. Speed	Best Lap Tm	Best Spd	Best Lap by
+2.581	74.074	2:05.009	77.524	[69] Bob BULLEN

Printed: 27/08/2007 16:30:53

Licensed to: MST Sports Timing Ltd

Chief Timekeeper

Orbits 3

Clerk of Course

www.amb-it.com

www.mylaps.com

HSCC Oulton Park Gold Cup

Lapchart


HRSR Saloons

Oulton Park International 2.692 Miles

Race 16

27/08/2007 15:45

Race (40:00 Time)



Competitors	Laps																			
	0	1	2	3	4	5	6	7	8	9	10	11	12	13	14	15	16	17	18	19
ELY/DODD (31)	1	31	31	31	31	31	31	31	31	31	31	31	13	13	13	13	31	31	31	31
Bob BULLEN (69)	2	69	13	13	13	13	13	13	13	13	13	13	13	31	31	31	13	13	13	13
Richard STYLES (11)	3	11	11	46	46	46	69	46	46	46	46	46	46	46	24	11	11	11	11	11
Nigel VAULKHARD (13)	4	13	46	69	69	69	46	11	11	69	69	69	3	3	24	11	46	46	46	46
Louis BRACEY (34)	5	34	69	11	11	11	11	69	69	49	49	49	24	24	3	46	69	69	69	69
James DODD (35)	6	35	34	34	66	66	66	49	49	85	85	3	11	11	11	69	35	35	35	35
Peter HORE (49)	7	49	66	66	85	49	49	85	85	3	3	24	69	69	69	35	49	49	49	49
Dan COX (46)	8	46	49	85	49	85	85	66	3	24	24	47	49	35	35	49	85	85	85	85
Roger GODFREY (85)	9	85	85	49	35	35	3	3	84	84	47	11	35	49	49	85	24	24	24	24
Harry WYNDHAM (24)	10	24	35	35	34	3	35	18	24	47	11	35	85	85	85	84	84	84	84	84
Peter HALLFORD (3)	11	3	3	3	3	18	18	84	87	87	35	85	84	84	84	3	3	3	3	3
Roger PHILLIPS (84)	12	84	24	24	18	84	84	24	47	11	9	84	87	87	87	87	87	87	87	87
Roger EBDON (77)	13	77	84	18	84	87	87	87	9	56	38	87	91	56	56	56	56	56	56	56
Simon GARRAD (66)	14	66	18	84	87	24	24	47	56	38	73	91	56	47	47	47	47	47	47	47
Simon BENOY (87)	15	87	56	87	24	47	47	9	38	9	84	56	47	91	9	9	9	9	9	9
David BETTS (9)	16	9	87	56	47	9	9	56	73	73	91	96	9	9	53	53	53	53	53	53
Robert HARTLEY (2)	17	2	9	9	9	56	56	38	53	66	87	9	53	53	73	73	73	73	73	73
Rob TREVOR (56)	18	56	81	47	56	38	38	73	66	35	96	53	73	73	96	91	91	91	91	91
KERKHOVEN/TRUSLOVE (47)	19	47	47	38	38	73	73	53	35	53	56	73	38	96	91	96	96	96	96	96
Mike HANNA (1)	20	1	1	73	73	53	53	35	96	91	53	38	96	38	38	38	38	38	38	38
Max ROSTRON (18)	21	18	94	53	53	91	91	91	91	96	37	37	37	37	37	37	37	37	37	37
PLATTS/ASTLEY (94)	22	94	38	96	91	96	96	96	37	37	90	90								
Chris GLAISTER (81)	23	81	73	91	96	37	37	37	90	90										
Daniel WARD (73)	24	73	53	77	37	90	90	90												
Peter ERGIS (52)	25	52	2	37	90															
SHUTTLEWORTH/SKYRME (38)	26	38	96	90																
Tim BROOK (96)	27	96	91																	
Vince FROST (91)	28	91	37																	
HAZLEWOOD/GUNTON (95)	29	95	52																	
Andy YOOL (53)	30	53	90																	
A SMITH-FITCHETT (37)	31	37	77																	
Tim BISHOP (90)	32	90	58																	
Claire WILLIAMS (58)	33	58																		

HSCC Oulton Park Gold Cup

HRSR Saloons

Oulton Park International 2.692 Miles

Race 16

27/08/2007 15:45

Race (40:00 Time)

Lap	Lap Tm	Diff	Time of Day
(31) ELY/DODD			
1	2:11.976	+6.817	15:48:11.280
2	2:06.152	+0.993	15:50:17.432
3	2:06.066	+0.907	15:52:23.498
4	2:05.304	+0.145	15:54:28.802
5	2:05.272	+0.113	15:56:34.074
6	2:05.159	-	15:58:39.233
7	2:05.377	+0.218	16:00:44.610
8	2:06.084	+0.925	16:02:50.694
9	2:05.435	+0.276	16:04:56.129
10	2:06.239	+1.080	16:07:02.368
11	2:06.489	+1.330	16:09:08.857
12	2:08.352	+3.193	16:11:17.209
13	2:07.076	+1.917	16:13:24.285
p14	2:10.393	+5.234	16:15:34.678
15	3:16.581	+1:11.422	16:18:51.259
16	2:09.120	+3.961	16:21:00.379
17	2:08.357	+3.198	16:23:08.736
18	2:07.794	+2.635	16:25:16.530
19	2:08.558	+3.399	16:27:25.088

Lap	Lap Tm	Diff	Time of Day
(13) Nigel VAULKHARD			
1	2:10.753	+5.440	15:48:12.240
2	2:05.837	+0.524	15:50:18.077
3	2:05.951	+0.638	15:52:24.028
4	2:05.313	-	15:54:29.341
5	2:05.576	+0.263	15:56:34.917
6	2:05.666	+0.353	15:58:40.583
7	2:05.679	+0.366	16:00:46.262
8	2:06.317	+1.004	16:02:52.579
9	2:06.540	+1.227	16:04:59.119
10	2:05.425	+0.112	16:07:04.544
11	2:05.472	+0.159	16:09:10.016
12	2:06.893	+1.580	16:11:16.909
13	2:06.550	+1.237	16:13:23.459
14	2:08.625	+3.312	16:15:32.084
p15	2:11.557	+6.244	16:17:43.641
16	3:21.727	+1:16.414	16:21:05.368
17	2:07.149	+1.836	16:23:12.517
18	2:07.034	+1.721	16:25:19.551
19	2:08.118	+2.805	16:27:27.669

Lap	Lap Tm	Diff	Time of Day
(11) Richard STYLES			
1	2:13.464	+7.116	15:48:14.903
2	2:08.330	+1.982	15:50:23.233
3	2:06.348	-	15:52:29.581
4	2:06.726	+0.378	15:54:36.307
5	2:06.777	+0.429	15:56:43.084
6	2:08.524	+2.176	15:58:51.608
p7	2:10.292	+3.944	16:01:01.900
8	3:20.459	+1:14.111	16:04:22.359
9	2:07.348	+1.000	16:06:29.707
10	2:07.368	+1.020	16:08:37.075
11	2:07.454	+1.106	16:10:44.529
12	2:07.332	+0.984	16:12:51.861
13	2:10.609	+4.261	16:15:02.470
14	2:08.868	+2.520	16:17:11.338
15	2:08.464	+2.116	16:19:19.802
16	2:08.440	+2.092	16:21:28.242
17	2:08.158	+1.810	16:23:36.400
18	2:08.117	+1.769	16:25:44.517
19	2:09.510	+3.162	16:27:54.027

Lap	Lap Tm	Diff	Time of Day
(46) Dan COX			
1	2:12.300	+6.959	15:48:15.395

Lap	Lap Tm	Diff	Time of Day
2	2:05.341	-	15:50:20.736
3	2:05.424	+0.083	15:52:26.160
4	2:05.499	+0.158	15:54:31.659
5	2:07.375	+2.034	15:56:39.034
6	2:07.450	+2.109	15:58:46.484
7	2:07.665	+2.324	16:00:54.149
8	2:07.752	+2.411	16:03:01.901
9	2:09.067	+3.726	16:05:10.968
10	2:07.914	+2.573	16:07:18.882
11	2:08.382	+3.041	16:09:27.264
12	2:08.430	+3.089	16:11:35.694
p13	2:15.162	+9.821	16:13:50.856
14	3:28.464	+1:23.123	16:17:19.320
15	2:08.850	+3.509	16:19:28.170
16	2:06.943	+1.602	16:21:35.113
17	2:07.948	+2.607	16:23:43.061
18	2:06.959	+1.618	16:25:50.020
19	2:08.719	+3.378	16:27:58.739

Lap	Lap Tm	Diff	Time of Day
(69) Bob BULLEN			
1	2:16.672	+11.663	15:48:15.977
2	2:05.811	+0.802	15:50:21.788
3	2:05.984	+0.975	15:52:27.772
4	2:05.009	-	15:54:32.781
5	2:05.623	+0.614	15:56:38.404
6	2:19.466	+14.457	15:58:57.870
7	2:07.132	+2.123	16:01:05.002
8	2:07.734	+2.725	16:03:12.736
9	2:09.805	+4.796	16:05:22.541
10	2:14.264	+9.255	16:07:36.805
11	3:23.634	+1:18.625	16:11:00.439
12	2:08.205	+3.196	16:13:08.644
13	2:07.487	+2.478	16:15:16.131
14	2:07.304	+2.295	16:17:23.435
15	2:07.988	+2.979	16:19:31.423
16	2:06.809	+1.800	16:21:38.232
17	2:06.955	+1.946	16:23:45.187
18	2:07.079	+2.070	16:25:52.266
19	2:08.016	+3.007	16:28:00.282

Lap	Lap Tm	Diff	Time of Day
(35) James DODD			
1	2:16.639	+10.545	15:48:19.237
2	2:08.685	+2.591	15:50:27.922
3	2:08.929	+2.835	15:52:36.851
4	2:08.850	+2.756	15:54:45.701
p5	2:16.462	+10.368	15:57:02.163
6	3:17.768	+1:11.674	16:00:19.931
7	2:06.922	+0.828	16:02:26.853
8	2:08.611	+2.517	16:04:35.464
9	2:12.124	+6.030	16:06:47.588
10	2:08.646	+2.552	16:08:56.234
11	2:08.268	+2.174	16:11:04.502
12	2:07.457	+1.363	16:13:11.959
13	2:06.094	-	16:15:18.053
14	2:07.627	+1.533	16:17:25.680
15	2:06.647	+0.553	16:19:32.327
16	2:10.993	+4.899	16:21:43.320
17	2:08.985	+2.891	16:23:52.305
18	2:10.939	+4.845	16:26:03.244
19	2:10.971	+4.877	16:28:14.215

Lap	Lap Tm	Diff	Time of Day
(49) Peter HORE			
1	2:15.257	+7.729	15:48:18.088
2	2:09.326	+1.798	15:50:27.414
3	2:09.140	+1.612	15:52:36.554
4	2:08.641	+1.113	15:54:45.195

Lap	Lap Tm	Diff	Time of Day
5	2:08.020	+0.492	15:56:53.215
6	2:07.528	-	15:59:00.743
7	2:09.020	+1.492	16:01:09.763
8	2:09.326	+1.798	16:03:19.089
9	2:08.753	+1.225	16:05:27.842
p10	2:15.207	+7.679	16:07:43.049
11	3:21.225	+1:13.697	16:11:04.274
12	2:08.763	+1.235	16:13:13.037
13	2:07.887	+0.359	16:15:20.924
14	2:08.202	+0.674	16:17:29.126
15	2:08.636	+1.108	16:19:37.762
16	2:11.198	+3.670	16:21:48.960
17	2:09.397	+1.869	16:23:58.357
18	2:09.583	+2.055	16:26:07.940
19	2:09.245	+1.717	16:28:17.185

Lap	Lap Tm	Diff	Time of Day
(85) Roger GODFREY			
1	2:15.257	+6.803	15:48:18.826
2	2:08.454	-	15:50:27.280
3	2:08.952	+0.498	15:52:36.232
4	2:08.971	+0.517	15:54:45.203
5	2:10.278	+1.824	15:56:55.481
6	2:09.689	+1.235	15:59:05.170
7	2:09.452	+0.998	16:01:14.622
8	2:10.319	+1.865	16:03:24.941
p9	2:18.005	+9.551	16:05:42.946
10	3:22.509	+1:14.055	16:09:05.455
11	2:14.401	+5.947	16:11:19.856
12	2:11.514	+3.060	16:13:31.370
13	2:11.405	+2.951	16:15:42.775
14	2:11.506	+3.052	16:17:54.281
15	2:11.307	+2.853	16:20:05.588
16	2:11.188	+2.734	16:22:16.776
17	2:11.109	+2.655	16:24:27.885
18	2:12.323	+3.869	16:26:40.208
19	2:11.180	+2.726	16:28:51.388

Lap	Lap Tm	Diff	Time of Day
(24) Harry WYNDHAM			
1	2:20.132	+11.551	15:48:24.098
2	2:08.581	-	15:50:32.679
3	2:28.511	+19.930	15:53:01.190
4	2:11.090	+2.509	15:55:12.280
5	2:11.017	+2.436	15:57:23.297
6	2:09.633	+1.052	15:59:32.930
7	2:09.643	+1.062	16:01:42.573
8	2:10.409	+1.828	16:03:52.982
9	2:09.415	+0.834	16:06:02.397
10	2:11.472	+2.891	16:08:13.869
11	2:09.060	+0.479	16:10:22.929
12	2:09.114	+0.533	16:12:32.043
13	2:08.614	+0.033	16:14:40.657
p14	2:16.420	+7.839	16:16:57.077
15	3:25.938	+1:17.357	16:20:23.015
16	2:09.370	+0.789	16:22:32.385
17	2:09.471	+0.890	16:24:41.856
18	2:09.559	+0.978	16:26:51.415
19	2:09.763	+1.182	16:29:01.178

Lap	Lap Tm	Diff	Time of Day
(84) Roger PHILLIPS			
1	2:22.373	+12.559	15:48:26.897
2	2:12.637	+2.823	15:50:39.534
3	2:11.571	+1.757	15:52:51.105
4	2:11.976	+2.162	15:55:03.081
5	2:09.814	-	15:57:12.895
6	2:12.879	+3.065	15:59:25.774
7	2:12.282	+2.468	16:01:38.056

HSCC Oulton Park Gold Cup

HRSR Saloons

Oulton Park International 2.692 Miles

Race 16

27/08/2007 15:45

Race (40:00 Time)

Lap	Lap Tm	Diff	Time of Day
p8	2:17.871	+8.057	16:03:55.927
9	3:24.921	+1:15.107	16:07:20.848
10	2:10.764	+0.950	16:09:31.612
11	2:11.120	+1.306	16:11:42.732
12	2:12.333	+2.519	16:13:55.065
13	2:11.953	+2.139	16:16:07.018
14	2:11.631	+1.817	16:18:18.649
15	2:11.496	+1.682	16:20:30.145
16	2:12.589	+2.775	16:22:42.734
17	2:11.413	+1.599	16:24:54.147
18	2:12.359	+2.545	16:27:06.506
19	2:12.224	+2.410	16:29:18.730

(3) Peter HALLFORD

1	2:16.437	+7.301	15:48:20.493
2	2:09.154	+0.018	15:50:29.647
3	2:09.136	-	15:52:38.783
4	2:10.676	+1.540	15:54:49.459
5	2:10.904	+1.768	15:57:00.363
6	2:12.897	+3.761	15:59:13.260
7	2:13.515	+4.379	16:01:26.775
8	2:13.051	+3.915	16:03:39.826
9	2:11.057	+1.921	16:05:50.883
10	2:12.151	+3.015	16:08:03.034
11	2:13.373	+4.237	16:10:16.407
12	2:13.869	+4.733	16:12:30.276
p13	2:25.501	+16.365	16:14:55.777
14	3:40.259	+1:31.123	16:18:36.036
15	2:13.480	+4.344	16:20:49.516
16	2:12.403	+3.267	16:23:01.919
17	2:12.365	+3.229	16:25:14.284
18	2:12.632	+3.496	16:27:26.916

(87) Simon BENOY

1	2:23.129	+10.344	15:48:27.989
2	2:13.362	+0.577	15:50:41.351
3	2:13.242	+0.457	15:52:54.593
4	2:14.890	+2.105	15:55:09.483
5	2:13.516	+0.731	15:57:22.999
6	2:13.036	+0.251	15:59:36.035
7	2:12.785	-	16:01:48.820
p8	2:20.040	+7.255	16:04:08.860
9	3:30.535	+1:17.750	16:07:39.395
10	2:13.714	+0.929	16:09:53.109
11	2:14.953	+2.168	16:12:08.062
12	2:14.248	+1.463	16:14:22.310
13	2:15.258	+2.473	16:16:37.568
14	2:14.560	+1.775	16:18:52.128
15	2:13.001	+0.216	16:21:05.129
16	2:17.474	+4.689	16:23:22.603
17	2:14.058	+1.273	16:25:36.661
18	2:14.906	+2.121	16:27:51.567

(56) Rob TREVOR

1	2:21.422	+8.974	15:48:27.158
2	2:15.637	+3.189	15:50:42.795
3	2:20.990	+8.542	15:53:03.785
4	2:16.388	+3.940	15:55:20.173
5	2:14.783	+2.335	15:57:34.956
6	2:14.124	+1.676	15:59:49.080
7	2:15.101	+2.653	16:02:04.181
p8	2:22.218	+9.770	16:04:26.399
9	3:25.504	+1:13.056	16:07:51.903
10	2:14.328	+1.880	16:10:06.231
11	2:16.759	+4.311	16:12:22.990
12	2:13.518	+1.070	16:14:36.508

Lap	Lap Tm	Diff	Time of Day
13	2:12.448	-	16:16:48.956
14	2:14.164	+1.716	16:19:03.120
15	2:14.483	+2.035	16:21:17.603
16	2:13.530	+1.082	16:23:31.133
17	2:14.961	+2.513	16:25:46.094
18	2:16.455	+4.007	16:28:02.549

(47) KERKHOVEN/TRUSLOVE

1	2:25.741	+15.064	15:48:31.517
2	2:13.885	+3.208	15:50:45.402
3	2:16.384	+5.707	15:53:01.786
4	2:12.476	+1.799	15:55:14.262
5	2:11.672	+0.995	15:57:25.934
6	2:10.677	-	15:59:36.611
7	2:12.676	+1.999	16:01:49.287
8	2:15.350	+4.673	16:04:04.637
9	2:13.190	+2.513	16:06:17.827
p10	2:18.179	+7.502	16:08:36.006
11	3:47.500	+1:36.823	16:12:23.506
12	2:15.307	+4.630	16:14:38.813
13	2:14.808	+4.131	16:16:53.621
14	2:13.977	+3.300	16:19:07.598
15	2:14.702	+4.025	16:21:22.300
16	2:14.167	+3.490	16:23:36.467
17	2:13.525	+2.848	16:25:49.992
18	2:13.104	+2.427	16:28:03.096

(9) David BETTS

1	2:24.434	+11.796	15:48:29.545
2	2:13.423	+0.785	15:50:42.968
3	2:19.209	+6.571	15:53:02.177
4	2:15.529	+2.891	15:55:17.706
5	2:13.778	+1.140	15:57:31.484
6	2:14.322	+1.684	15:59:45.806
7	2:13.967	+1.329	16:01:59.773
8	2:29.459	+16.821	16:04:29.232
p9	2:24.745	+12.107	16:06:53.977
10	3:37.491	+1:24.853	16:10:31.468
11	2:16.015	+3.377	16:12:47.483
12	2:14.889	+2.251	16:15:02.372
13	2:14.895	+2.257	16:17:17.267
14	2:14.443	+1.805	16:19:31.710
15	2:18.247	+5.609	16:21:49.957
16	2:12.638	-	16:24:02.595
17	2:12.834	+0.196	16:26:15.429
18	2:13.722	+1.084	16:28:29.151

(53) Andy YOOL

1	2:26.367	+12.288	15:48:34.845
2	2:18.676	+4.597	15:50:53.521
3	2:18.087	+4.008	15:53:11.608
4	2:18.459	+4.380	15:55:30.067
5	2:15.371	+1.292	15:57:45.438
6	2:16.852	+2.773	16:00:02.290
7	2:16.076	+1.997	16:02:18.366
p8	2:25.808	+11.729	16:04:44.174
9	3:31.104	+1:17.025	16:08:15.278
10	2:17.540	+3.461	16:10:32.818
11	2:15.561	+1.482	16:12:48.379
12	2:25.522	+11.443	16:15:13.901
13	2:14.079	-	16:17:27.980
14	2:15.009	+0.930	16:19:42.989
15	2:14.427	+0.348	16:21:57.416
16	2:16.528	+2.449	16:24:13.944
17	2:16.839	+2.760	16:26:30.783
18	2:15.091	+1.012	16:28:45.874

(73) Daniel WARD

1	2:27.484	+12.920	15:48:34.114
2	2:18.796	+4.232	15:50:52.910
3	2:18.229	+3.665	15:53:11.139
4	2:17.736	+3.172	15:55:28.875
5	2:16.167	+1.603	15:57:45.042
6	2:16.830	+2.266	16:00:01.872
7	2:16.231	+1.667	16:02:18.103
8	2:16.696	+2.132	16:04:34.799
p9	2:29.977	+15.413	16:07:04.776
10	3:39.745	+1:25.181	16:10:44.521
11	2:15.100	+0.536	16:12:59.621
12	2:14.564	-	16:15:14.185
13	2:15.882	+1.318	16:17:30.067
14	2:15.399	+0.835	16:19:45.466
15	2:15.654	+1.090	16:22:01.120
16	2:14.896	+0.332	16:24:16.016
17	2:15.611	+1.047	16:26:31.627
18	2:15.930	+1.366	16:28:47.557

(91) Vince FROST

1	2:31.377	+11.565	15:48:39.462
2	2:21.846	+2.034	15:51:01.308
3	2:21.506	+1.694	15:53:22.814
4	2:22.600	+2.788	15:55:45.414
5	2:21.746	+1.934	15:58:07.160
6	2:22.364	+2.552	16:00:29.524
7	2:25.106	+5.294	16:02:54.630
8	2:21.645	+1.833	16:05:16.275
9	2:21.748	+1.936	16:07:38.023
10	2:22.146	+2.334	16:10:00.169
11	2:20.827	+1.015	16:12:20.996
p12	2:33.031	+13.219	16:14:54.027
13	3:36.839	+1:17.027	16:18:30.866
14	2:22.211	+2.399	16:20:53.077
15	2:20.273	+0.461	16:23:13.350
16	2:19.812	-	16:25:33.162
17	2:21.248	+1.436	16:27:54.410

(96) Tim BROOK

1	2:31.012	+10.233	15:48:38.728
2	2:22.339	+1.560	15:51:01.067
3	2:24.964	+4.185	15:53:26.031
4	2:21.341	+0.562	15:55:47.372
5	2:20.779	-	15:58:08.151
6	2:22.336	+1.557	16:00:30.487
7	2:23.991	+3.212	16:02:54.478
8	2:23.257	+2.478	16:05:17.735
9	2:22.868	+2.089	16:07:40.603
p10	2:29.158	+8.379	16:10:09.761
11	3:32.746	+1:11.967	16:13:42.507
12	2:24.335	+3.556	16:16:06.842
13	2:22.404	+1.625	16:18:29.246
14	2:24.758	+3.979	16:20:54.004
15	2:22.721	+1.942	16:23:16.725
16	2:22.731	+1.952	16:25:39.456
17	2:25.320	+4.541	16:28:04.776

(38) SHUTTLEWORTH/SKYRME

1	2:25.766	+10.146	15:48:33.450
2	2:17.229	+1.609	15:50:50.679
3	2:16.473	+0.853	15:53:07.152
4	2:16.454	+0.834	15:55:23.606
5	2:16.496	+0.876	15:57:40.102
6	2:15.620	-	15:59:55.722

HSCC Oulton Park Gold Cup

HRSR Saloons

Oulton Park International 2.692 Miles

Race 16

27/08/2007 15:45

Race (40:00 Time)

Lap	Lap Tm	Diff	Time of Day
7	2:16.262	+0.642	16:02:11.984
8	2:16.504	+0.884	16:04:28.488
9	2:32.076	+16.456	16:07:00.564
10	4:01.596	+1:45.976	16:11:02.160
11	2:36.558	+20.938	16:13:38.718
12	2:35.381	+19.761	16:16:14.099
13	2:33.305	+17.685	16:18:47.404
14	2:37.959	+22.339	16:21:25.363
15	2:36.796	+21.176	16:24:02.159
16	2:32.875	+17.255	16:26:35.034
17	2:33.950	+18.330	16:29:08.984

(37) A SMITH-FITCHETT

1	2:34.969	+6.962	15:48:43.601
2	2:32.137	+4.130	15:51:15.738
3	2:32.422	+4.415	15:53:48.160
4	2:29.679	+1.672	15:56:17.839
5	2:34.173	+6.166	15:58:52.012
6	2:31.036	+3.029	16:01:23.048
7	2:31.116	+3.109	16:03:54.164
8	2:29.934	+1.927	16:06:24.098
p9	2:33.817	+5.810	16:08:57.915
10	3:40.880	+1:12.873	16:12:38.795
11	2:28.007	-	16:15:06.802
12	2:54.550	+26.543	16:18:01.352
13	2:30.869	+2.862	16:20:32.221
14	2:29.983	+1.976	16:23:02.204
15	2:30.910	+2.903	16:25:33.114
16	2:31.702	+3.695	16:28:04.816

(90) Tim BISHOP

1	2:40.711	+5.256	15:48:51.108
2	2:37.748	+2.293	15:51:28.856
3	2:36.390	+0.935	15:54:05.246
4	2:36.197	+0.742	15:56:41.443
5	2:36.041	+0.586	15:59:17.484
6	2:41.294	+5.839	16:01:58.778
7	2:35.455	-	16:04:34.233
8	2:35.474	+0.019	16:07:09.707
9	2:45.410	+9.955	16:09:55.117
p10	3:07.847	+32.392	16:13:02.964

(66) Simon GARRAD

1	2:13.255	+5.939	15:48:17.908
2	2:07.790	+0.474	15:50:25.698
3	2:07.316	-	15:52:33.014
4	2:08.510	+1.194	15:54:41.524
5	2:10.316	+3.000	15:56:51.840
p6	2:14.073	+6.757	15:59:05.913
7	3:20.596	+1:13.280	16:02:26.509
8	2:08.611	+1.295	16:04:35.120

(18) Max ROSTRON

1	2:21.080	+10.605	15:48:26.981
2	2:11.801	+1.326	15:50:38.782
3	2:11.245	+0.770	15:52:50.027
4	2:11.479	+1.004	15:55:01.506
5	2:10.475	-	15:57:11.981
6	2:11.619	+1.144	15:59:23.600

(34) Louis BRACEY

1	2:13.893	+5.774	15:48:16.369
2	2:08.119	-	15:50:24.488
3	2:13.600	+5.481	15:52:38.088

(77) Roger EBDON

Lap	Lap Tm	Diff	Time of Day
1	2:51.465	+36.447	15:48:56.001
2	2:15.018	-	15:51:11.019
<hr/>			
(81) Chris GLAISTER			
1	2:24.824	-	15:48:31.444
<hr/>			
(1) Mike HANNA			
1	2:25.956	-	15:48:31.758
<hr/>			
(94) PLATTS/ASTLEY			
1	2:26.084	-	15:48:32.547
<hr/>			
(2) Robert HARTLEY			
p1	2:33.031	-	15:48:38.334
<hr/>			
(52) Peter ERGIS			
p1	2:37.480	-	15:48:44.928
<hr/>			
(58) Claire WILLIAMS			
p1	6:55.227	-	15:53:09.214

Lap	Lap Tm	Diff	Time of Day
-----	--------	------	-------------

HSCC Oulton Park Gold Cup

Sorted on Best Lap time

Classic Clubmans

Oulton Park International 2.692 Miles

Qualifying

27/08/2007 10:35

Qualify (15:00 Time)

Pos	No.	Class	Name	Car	Laps	Best Tm	Diff	Best Spd	n Lap	2nd Best
1	1	A - CC	Peter HARPER	Mallock Mk20B	7	1:42.697	-	94.367	6	1:43.181
2	9	A - CC	Mark CHARTERIS	Mallock Mk20B	8	1:43.752	+1.055	93.407	5	1:44.421
3	12	A - CC	Malcolm JACKSON	Mallock Mk20B	7	1:45.521	+2.824	91.841	7	1:47.111
4	3	A - CC	Mike HICKSON	Mallock MK20B	5	1:47.559	+4.862	90.101	4	1:47.961
5	2	A - CC	Ray HARPER	Mallock MK20B	7	1:47.631	+4.934	90.041	6	1:48.100
6	16	A - CC	Mike EVANS	Mallock MK16	7	1:48.466	+5.769	89.348	4	1:48.496
7	6	A - CC	Geoff COGAN	Gryphon C73	6	1:49.713	+7.016	88.332	5	1:50.719
8	5	A - CC	Gavin CHILDS	Gryphon C73/75	7	1:50.391	+7.694	87.790	7	1:51.429
9	38	A - CC	Bob CROZIER	Mallock MK11	7	1:51.069	+8.372	87.254	4	1:54.927
10	25	A - CC	Sam LANCASTER	Mallock Mk20	7	1:52.096	+9.399	86.454	5	1:52.623
11	26	A - CC	Robin BOOTH	Mallock Mk20B	7	1:52.362	+9.665	86.250	6	1:52.513
12	90	D - CC	Jared WOOD	Batten Mk1	6	1:52.561	+9.864	86.097	5	1:53.117
13	68	B - CC	David FACER	Mallock Mk18BW	7	1:53.207	+10.510	85.606	7	1:53.809
14	82	E - CC	Michelle HAYWARD	Mallock Mk27	6	1:58.275	+15.578	81.938	5	1:59.429
15	47	B - CC	Mike SALES	Phantom P79	6	1:58.786	+16.089	81.585	6	2:00.278
16	44	B - CC	Ian MITCHELL	IM MK1	6	1:58.799	+16.102	81.576	6	2:00.793
17	45	B - CC	Rob BEAZER	Mallock Mk18	6	1:59.209	+16.512	81.296	6	1:59.914
18	85	A - CC	Phillip ALLEN	Phantom	6	1:59.473	+16.776	81.116	5	1:59.830
19	60	B - CC	John DEANE-BOWERS	Mallock Mk16	2	2:02.006	+19.309	79.432	2	9:39.556
20	55	B - CC	Graham ONION	Myers Special	6	2:02.221	+19.524	79.292	6	2:05.133
21	49	B - CC	Jeremy BANKS	Mallock Mk20	6	2:03.037	+20.340	78.767	6	2:05.776
22	77	C - CC	Bob YARWOOD	Mallock Mk18B	5	2:04.383	+21.686	77.914	3	2:04.904
23	8	E - CC	Tony HARMAN	Haggispeed Mk10	6	2:04.819	+22.122	77.642	6	2:08.348
24	66	B - CC	David CHILDS	Centaur MK14B	6	2:06.748	+24.051	76.460	6	2:09.872
25	27	A - CC	Ewan BASON	Myers Special	3	2:08.434	+25.737	75.457	1	2:16.569
26	69	B - CC	Alan DAVENPORT	Mallock Mk18	6	2:14.468	+31.771	72.071	6	2:16.933

HSCC Oulton Park Gold Cup


Classic Clubmans

Oulton Park International 2.692 Miles

Qualifying

27/08/2007 10:35

Qualify (15:00 Time)



Lap	Lap Tm	Diff	Time of Day
(1) Peter HARPER			
1	1:46.152	+3.455	10:47:23.940
2	1:44.762	+2.065	10:49:08.702
3	1:47.897	+5.200	10:50:56.599
4	1:45.371	+2.674	10:52:41.970
5	1:43.181	+0.484	10:54:25.151
6	1:42.697	-	10:56:07.848
7	1:46.274	+3.577	10:57:54.122

Lap	Lap Tm	Diff	Time of Day
(9) Mark CHARTERIS			
1	1:49.385	+5.633	10:47:33.647
2	1:44.421	+0.669	10:49:18.068
3	1:47.164	+3.412	10:51:05.232
4	1:49.786	+6.034	10:52:55.018
5	1:43.752	-	10:54:38.770
6	1:44.448	+0.696	10:56:23.218
7	1:44.503	+0.751	10:58:07.721
8	1:47.106	+3.354	10:59:54.827

Lap	Lap Tm	Diff	Time of Day
(12) Malcolm JACKSON			
1	1:52.488	+6.967	10:47:49.389
2	1:47.277	+1.756	10:49:36.666
3	1:47.111	+1.590	10:51:23.777
4	1:54.522	+9.001	10:53:18.299
5	2:09.073	+23.552	10:55:27.372
6	1:52.535	+7.014	10:57:19.907
7	1:45.521	-	10:59:05.428

Lap	Lap Tm	Diff	Time of Day
(3) Mike HICKSON			
1	1:56.229	+8.670	10:47:58.825
2	1:49.372	+1.813	10:49:48.197
3	1:47.961	+0.402	10:51:36.158
4	1:47.559	-	10:53:23.717
5	1:57.822	+10.263	10:55:21.539

Lap	Lap Tm	Diff	Time of Day
(2) Ray HARPER			
1	1:52.744	+5.113	10:47:36.681
2	1:48.523	+0.892	10:49:25.204
3	1:49.311	+1.680	10:51:14.515
4	1:53.153	+5.522	10:53:07.668
5	1:52.384	+4.753	10:55:00.052
6	1:47.631	-	10:56:47.683
7	1:48.100	+0.469	10:58:35.783

Lap	Lap Tm	Diff	Time of Day
(16) Mike EVANS			
1	1:57.954	+9.488	10:48:06.850
2	1:51.175	+2.709	10:49:58.025
3	1:50.407	+1.941	10:51:48.432
4	1:48.466	-	10:53:36.898
5	2:09.950	+21.484	10:55:46.848
6	1:51.359	+2.893	10:57:38.207
7	1:48.496	+0.030	10:59:26.703

Lap	Lap Tm	Diff	Time of Day
(6) Geoff COGAN			
1	2:02.481	+12.768	10:48:27.216
2	1:53.424	+3.711	10:50:20.640
3	1:51.878	+2.165	10:52:12.518
4	1:50.719	+1.006	10:54:03.237
5	1:49.713	-	10:55:52.950
6	1:51.448	+1.735	10:57:44.398

Lap	Lap Tm	Diff	Time of Day
(5) Gavin CHILDS			
1	1:57.350	+6.959	10:48:20.397
2	1:53.379	+2.988	10:50:13.776
3	1:52.539	+2.148	10:52:06.315

Lap	Lap Tm	Diff	Time of Day
4	1:52.342	+1.951	10:53:58.657
5	1:51.429	+1.038	10:55:50.086
6	1:53.597	+3.206	10:57:43.683
7	1:50.391	-	10:59:34.074

Lap	Lap Tm	Diff	Time of Day
(38) Bob CROZIER			
1	1:59.260	+8.191	10:47:50.583
2	1:56.539	+5.470	10:49:47.122
3	1:54.927	+3.858	10:51:42.049
4	1:51.069	-	10:53:33.118
5	1:55.679	+4.610	10:55:28.797
6	1:55.690	+4.621	10:57:24.487
7	1:56.326	+5.257	10:59:20.813

Lap	Lap Tm	Diff	Time of Day
(25) Sam LANCASTER			
1	2:02.481	+10.385	10:48:24.704
2	1:56.576	+4.480	10:50:21.280
3	1:54.883	+2.787	10:52:16.163
4	1:53.992	+1.896	10:54:10.155
5	1:52.096	-	10:56:02.251
6	1:52.623	+0.527	10:57:54.874
7	1:54.495	+2.399	10:59:49.369

Lap	Lap Tm	Diff	Time of Day
(26) Robin BOOTH			
1	1:55.320	+2.958	10:47:43.026
2	1:53.222	+0.860	10:49:36.248
3	1:53.242	+0.880	10:51:29.490
4	1:52.513	+0.151	10:53:22.003
5	1:54.629	+2.267	10:55:16.632
6	1:52.362	-	10:57:08.994
7	1:52.965	+0.603	10:59:01.959

Lap	Lap Tm	Diff	Time of Day
(90) Jared WOOD			
1	2:10.634	+18.073	10:49:04.360
2	2:03.834	+11.273	10:51:08.194
3	1:59.384	+6.823	10:53:07.578
4	1:57.978	+5.417	10:55:05.556
5	1:52.561	-	10:56:58.117
6	1:53.117	+0.556	10:58:51.234

Lap	Lap Tm	Diff	Time of Day
(68) David FACER			
1	2:04.602	+11.395	10:48:29.020
2	2:02.022	+8.815	10:50:31.042
3	1:57.067	+3.860	10:52:28.109
4	1:55.395	+2.188	10:54:23.504
5	1:55.401	+2.194	10:56:18.905
6	1:53.809	+0.602	10:58:12.714
7	1:53.207	-	11:00:05.921

Lap	Lap Tm	Diff	Time of Day
(82) Michelle HAYWARD			
1	2:07.066	+8.791	10:48:36.920
p2	2:35.506	+37.231	10:51:12.426
3	2:46.450	+48.175	10:53:58.876
4	1:59.429	+1.154	10:55:58.305
5	1:58.275	-	10:57:56.580
6	1:59.455	+1.180	10:59:56.035

Lap	Lap Tm	Diff	Time of Day
(47) Mike SALES			
p1	2:11.658	+12.872	10:48:16.809
2	3:01.607	+1:02.821	10:51:18.416
3	2:01.907	+3.121	10:53:20.323
4	2:01.232	+2.446	10:55:21.555
5	2:00.278	+1.492	10:57:21.833
6	1:58.786	-	10:59:20.619

(44) Ian MITCHELL

Lap	Lap Tm	Diff	Time of Day
1	2:17.239	+18.440	10:48:45.771
2	2:08.114	+9.315	10:50:53.885
3	2:08.210	+9.411	10:53:02.095
4	2:03.057	+4.258	10:55:05.152
5	2:00.793	+1.994	10:57:05.945
6	1:58.799	-	10:59:04.744

Lap	Lap Tm	Diff	Time of Day
(45) Rob BEAZER			
1	2:11.240	+12.031	10:48:44.245
2	2:06.764	+7.555	10:50:51.009
3	2:11.822	+12.613	10:53:02.831
4	2:03.809	+4.600	10:55:06.640
5	1:59.914	+0.705	10:57:06.554
6	1:59.209	-	10:59:05.763

Lap	Lap Tm	Diff	Time of Day
(85) Phillip ALLEN			
1	2:05.975	+6.502	10:48:39.708
2	2:02.026	+2.553	10:50:41.734
3	1:59.830	+0.357	10:52:41.564
4	2:01.352	+1.879	10:54:42.916
5	1:59.473	-	10:56:42.389
6	2:13.871	+14.398	10:58:56.260

Lap	Lap Tm	Diff	Time of Day
(60) John DEANE-BOWERS			
1	9:39.556	+7:37.550	10:56:45.147
2	2:02.006	-	10:58:47.153

Lap	Lap Tm	Diff	Time of Day
(55) Graham ONION			
1	2:12.230	+10.009	10:48:48.781
2	2:06.581	+4.360	10:50:55.362
3	2:10.057	+7.836	10:53:05.419
4	2:05.133	+2.912	10:55:10.552
5	2:10.055	+7.834	10:57:20.607
6	2:02.221	-	10:59:22.828

Lap	Lap Tm	Diff	Time of Day
(49) Jeremy BANKS			
1	2:10.223	+7.186	10:48:46.269
2	2:08.872	+5.835	10:50:55.141
3	2:14.521	+11.484	10:53:09.662
4	2:09.950	+6.913	10:55:19.612
5	2:05.776	+2.739	10:57:25.388
6	2:03.037	-	10:59:28.425

Lap	Lap Tm	Diff	Time of Day
(77) Bob YARWOOD			
1	2:04.904	+0.521	10:48:54.755
2	2:05.476	+1.093	10:51:00.231
3	2:04.383	-	10:53:04.614
4	2:05.795	+1.412	10:55:10.409
p5	2:22.191	+17.808	10:57:32.600

Lap	Lap Tm	Diff	Time of Day
(8) Tony HARMAN			
1	2:11.726	+6.907	10:49:00.039
2	2:10.139	+5.320	10:51:10.178
3	2:12.853	+8.034	10:53:23.031
4	2:08.348	+3.529	10:55:31.379
5	2:09.661	+4.842	10:57:41.040
6	2:04.819	-	10:59:45.859

Lap	Lap Tm	Diff	Time of Day
(66) David CHILDS			
1	2:19.011	+12.263	10:48:54.331
2	2:13.646	+6.898	10:51:07.977
3	2:13.179	+6.431	10:53:21.156
4	2:09.872	+3.124	10:55:31.028
5	2:15.119	+8.371	10:57:46.147
6	2:06.748	-	10:59:52.895

HSCC Oulton Park Gold Cup

Classic Clubmans

Oulton Park International 2.692 Miles

Qualifying

27/08/2007 10:35

Qualify (15:00 Time)

Lap	Lap Tm	Diff	Time of Day
(27) Ewan BASON			
1	2:08.434	-	10:48:49.681
p2	2:16.569	+8.135	10:51:06.250
3	8:10.479	+6:02.045	10:59:16.729

Lap	Lap Tm	Diff	Time of Day
(69) Alan DAVENPORT			
1	2:20.162	+5.694	10:48:27.901
2	2:21.593	+7.125	10:50:49.494
3	2:19.838	+5.370	10:53:09.332
4	2:16.933	+2.465	10:55:26.265
5	2:20.448	+5.980	10:57:46.713
6	2:14.468	-	11:00:01.181

Lap Lap Tm Diff Time of Day

Lap Lap Tm Diff Time of Day

HSCC Oulton Park Gold Cup

Classic Clubmans

Oulton Park International 2.692 Miles

Race 17

27/08/2007 16:40

Race (20:00 Time)

13
12
11
10
9
8
7
6
5
4
3
2
1

[2:08.434] [27] Ewan BASON
25 [2:04.819] [8] Tony HARMAN
23 [2:03.037] [49] Jeremy BANKS
21 [2:02.006] [60] John DEANE-BOWERS
19 [1:59.209] [45] Rob BEAZER
17 [1:58.786] [47] Mike SALES
15 [1:53.207] [68] David FACER
13 [1:52.362] [26] Robin BOOTH
11 [1:51.069] [38] Bob CROZIER
9 [1:49.713] [6] Geoff COGAN
7 [1:47.631] [2] Ray HARPER
5 [1:45.521] [12] Malcolm JACKSON
3 [1:42.697] [1] Peter HARPER
1

[2:14.468] [69] Alan DAVENPORT
26 [2:06.748] [66] David CHILDS
24 [2:04.383] [77] Bob YARWOOD
22 [2:02.221] [55] Graham ONION
20 [1:59.473] [85] Phillip ALLEN
18 [1:58.799] [44] Ian MITCHELL
16 [1:58.275] [82] Michelle HAYWARD
14 [1:52.561] [90] Jared WOOD
12 [1:52.096] [25] Sam LANCASTER
10 [1:50.391] [5] Gavin CHILDS
8 [1:48.466] [16] Mike EVANS
6 [1:47.559] [3] Mike HICKSON
4 [1:43.752] [9] Mark CHARTERIS
2

HSCC Oulton Park Gold Cup

Sorted on Laps

Classic Clubmans

Oulton Park International 2.692 Miles

Race 17

27/08/2007 16:44

Race (20:00 Time)

Pos	No.	Class	Name	Car	Laps	Total Tm	Avg. Speed	Diff	Gap	Best Tm	Best Spd
1	12	A - CC	Malcolm JACKSON	Mallock Mk20B	12	21:33.224	89.926	-	-	1:44.631	92.623
2	2	A - CC	Ray HARPER	Mallock MK20B	12	21:37.005	89.664	+3.781	+3.781	1:45.608	91.766
3	9	A - CC	Mark CHARTERIS	Mallock Mk20B	12	21:52.673	88.594	+19.449	+15.668	1:43.741	93.417
4	5	A - CC	Gavin CHILDS	Gryphon C73/75	12	22:20.895	86.729	+47.671	+28.222	1:47.484	90.164
5	26	A - CC	Robin BOOTH	Mallock Mk20B	12	22:26.940	86.340	+53.716	+6.045	1:50.300	87.862
6	25	A - CC	Sam LANCASTER	Mallock Mk20	12	22:32.005	86.016	+58.781	+5.065	1:50.225	87.922
7	90	D -CC	Jared WOOD	Batten Mk1	12	22:33.802	85.902	+1:00.578	+1.797	1:50.837	87.437
8	6	A - CC	Geoff COGAN	Gryphon C73	12	22:41.118	85.440	+1:07.894	+7.316	1:51.086	87.241
9	38	A - CC	Bob CROZIER	Mallock MK11	12	22:48.704	84.967	+1:15.480	+7.586	1:51.060	87.261
10	68	B - CC	David FACER	Mallock Mk18BW	12	23:11.438	83.579	+1:38.214	+22.734	1:53.813	85.150
11	82	E - CC	Michelle HAYWARD	Mallock Mk27	11	21:48.549	81.467	1 Lap	1 Lap	1:55.606	83.830
12	47	B - CC	Mike SALES	Phantom P79	11	21:58.223	80.869	+9.674	+9.674	1:57.271	82.639
13	44	B - CC	Ian MITCHELL	IM MK1	11	21:59.171	80.811	+10.622	+0.948	1:57.467	82.501
14	45	B - CC	Rob BEAZER	Mallock Mk18	11	21:59.569	80.786	+11.020	+0.398	1:56.912	82.893
15	60	B - CC	John DEANE-BOWERS	Mallock Mk16	11	22:05.394	80.431	+16.845	+5.825	1:58.613	81.704
16	55	B - CC	Graham ONION	Myers Special	11	22:23.413	79.353	+34.864	+18.019	2:00.205	80.622
17	77	C - CC	Bob YARWOOD	Mallock Mk18B	11	22:35.256	78.659	+46.707	+11.843	2:00.421	80.478
18	8	E - CC	Tony HARMAN	Haggispeed Mk10	11	22:37.948	78.503	+49.399	+2.692	2:00.488	80.433
19	49	B - CC	Jeremy BANKS	Mallock Mk20	11	22:43.558	78.180	+55.009	+5.610	1:59.465	81.122
20	66	B - CC	David CHILDS	Centaur MK14B	11	23:08.108	76.797	+1:19.559	+24.550	2:01.035	80.069
21	69	B - CC	Alan DAVENPORT	Mallock Mk18	10	22:19.378	72.356	2 Laps	1 Lap	2:10.568	74.223

Not classified (80% = 9 Laps)

DNF	3	A - CC	Mike HICKSON	Mallock MK20B	9	16:42.051	87.042	-	-	1:49.271	88.690
DNF	16	A - CC	Mike EVANS	Mallock MK16	6	11:19.053	85.630	-	-	1:48.674	89.177
DNF	85	A - CC	Phillip ALLEN	Phantom	6	12:12.706	79.360	-	-	1:58.459	81.811
DNF	27	A - CC	Ewan BASON	Myers Special	4	7:58.887	80.948	-	-	1:52.943	85.806
DNF	1	A - CC	Peter HARPER	Mallock Mk20B	2	3:39.786	88.188	-	-	1:47.391	90.242

Margin of Victory	Avg. Speed	Best Lap Tm	Best Spd	Best Lap by
+3.781	89.926	1:43.741	93.417	[9] Mark CHARTERIS

Printed: 27/08/2007 17:08:48

Licensed to: MST Sports Timing Ltd

Chief Timekeeper

Orbits 3

Clerk of Course

www.amb-it.com

www.mylaps.com

HSCC Oulton Park Gold Cup

Lapchart


Classic Clubmans

Oulton Park International 2.692 Miles

Race 17

27/08/2007 16:44

Race (20:00 Time)



Competitors	Laps												
	0	1	2	3	4	5	6	7	8	9	10	11	12
Peter HARPER (1)	1	1	12	12	12	12	12	12	12	12	12	12	12
Mark CHARTERIS (9)	2	9	12	9	2	2	2	2	2	2	2	2	2
Mike HICKSON (3)	3	3	9	1	16	16	16	5	5	5	5	5	9
Malcolm JACKSON (12)	4	12	2	2	5	5	5	3	3	9	9	9	5
Ray HARPER (2)	5	2	3	16	3	3	3	26	9	3	3	26	26
Mike EVANS (16)	6	16	16	5	9	26	26	16	26	26	26	25	25
Gavin CHILDS (5)	7	5	5	3	26	6	6	9	25	25	25	90	90
Geoff COGAN (6)	8	6	6	26	6	25	25	25	38	38	90	38	38
Bob CROZIER (38)	9	38	26	6	25	38	38	38	90	90	38	6	6
Robin BOOTH (26)	10	26	25	25	38	90	90	90	6	6	6	68	68
Sam LANCASTER (25)	11	25	38	38	90	9	9	6	68	68	68	82	82
David FACER (68)	12	68	90	90	68	68	68	68	47	82	82	47	47
Jared WOOD (90)	13	90	68	68	27	27	47	47	82	47	47	44	44
Mike SALES (47)	14	47	47	47	47	47	60	82	60	60	44	45	45
Rob BEAZER (45)	15	45	45	45	60	60	45	60	45	44	45	60	60
Ian MITCHELL (44)	16	44	60	60	45	45	82	44	44	45	60	55	55
Michelle HAYWARD (82)	17	82	82	27	82	82	44	45	55	55	55	77	77
Phillip ALLEN (85)	18	85	27	82	44	44	85	85	8	77	77	8	8
John DEANE-BOWERS (60)	19	60	44	44	85	85	55	55	77	8	8	49	49
Graham ONION (55)	20	55	85	85	55	55	8	8	49	49	49	66	66
Tony HARMAN (8)	21	8	55	55	8	8	77	77	66	66	66	69	
Bob YARWOOD (77)	22	77	8	8	77	77	49	49	69	69	69		
Jeremy BANKS (49)	23	49	77	77	49	49	66	66					
Ewan BASON (27)	24	27	49	49	66	66	69	69					
David CHILDS (66)	25	66	66	66	69	69							
Alan DAVENPORT (69)	26	69	69	69									

HSCC Oulton Park Gold Cup

Classic Clubmans

Oulton Park International 2.692 Miles

Race 17

27/08/2007 16:44

Race (20:00 Time)

Lap	Lap Tm	Diff	Time of Day
(12) Malcolm JACKSON			
1	1:50.988	+6.357	16:46:23.513
2	1:46.179	+1.548	16:48:09.692
3	1:44.631	-	16:49:54.323
4	1:44.931	+0.300	16:51:39.254
5	1:46.086	+1.455	16:53:25.340
6	1:46.540	+1.909	16:55:11.880
7	1:47.045	+2.414	16:56:58.925
8	1:47.780	+3.149	16:58:46.705
9	1:48.153	+3.522	17:00:34.858
10	1:48.330	+3.699	17:02:23.188
11	1:47.653	+3.022	17:04:10.841
12	1:52.928	+8.297	17:06:03.769

(2) Ray HARPER			
1	1:53.164	+7.556	16:46:26.222
2	1:45.608	-	16:48:11.830
3	1:47.002	+1.394	16:49:58.832
4	1:45.853	+0.245	16:51:44.685
5	1:46.455	+0.847	16:53:31.140
6	1:45.944	+0.336	16:55:17.084
7	1:46.346	+0.738	16:57:03.430
8	1:49.819	+4.211	16:58:53.249
9	1:49.087	+3.479	17:00:42.336
10	1:49.198	+3.590	17:02:31.534
11	1:48.747	+3.139	17:04:20.281
12	1:47.269	+1.661	17:06:07.550

(9) Mark CHARTERIS			
1	1:53.411	+9.670	16:46:23.957
2	1:46.316	+2.575	16:48:10.273
p3	2:03.709	+19.968	16:50:13.982
4	2:06.187	+22.446	16:52:20.169
5	1:44.936	+1.195	16:54:05.105
6	1:46.999	+3.258	16:55:52.104
7	1:43.741	-	16:57:35.845
8	1:44.127	+0.386	16:59:19.972
9	1:44.152	+0.411	17:01:04.124
10	1:45.356	+1.615	17:02:49.480
11	1:46.341	+2.600	17:04:35.821
12	1:47.397	+3.656	17:06:23.218

(5) Gavin CHILDS			
1	1:54.761	+7.277	16:46:28.222
2	1:49.256	+1.772	16:48:17.478
3	1:50.081	+2.597	16:50:07.559
4	1:48.029	+0.545	16:51:55.588
5	1:49.015	+1.531	16:53:44.603
6	1:48.587	+1.103	16:55:33.190
7	1:49.286	+1.802	16:57:22.476
8	1:49.829	+2.345	16:59:12.305
9	1:49.537	+2.053	17:01:01.842
10	1:47.484	-	17:02:49.326
11	2:12.218	+24.734	17:05:01.544
12	1:49.896	+2.412	17:06:51.440

(26) Robin BOOTH			
1	1:56.774	+6.474	16:46:31.177
2	1:51.994	+1.694	16:48:23.171
3	1:52.718	+2.418	16:50:15.889
4	1:51.075	+0.775	16:52:06.964
5	1:50.942	+0.642	16:53:57.906
6	1:50.907	+0.607	16:55:48.813
7	1:51.954	+1.654	16:57:40.767
8	1:50.778	+0.478	16:59:31.545

Lap	Lap Tm	Diff	Time of Day
9	1:50.300	-	17:01:21.845
10	1:51.377	+1.077	17:03:13.222
11	1:51.246	+0.946	17:05:04.468
12	1:53.017	+2.717	17:06:57.485

(25) Sam LANCASTER			
1	1:58.538	+8.313	16:46:33.094
2	1:52.199	+1.974	16:48:25.293
3	1:53.404	+3.179	16:50:18.697
4	1:51.406	+1.181	16:52:10.103
5	1:51.155	+0.930	16:54:01.258
6	1:51.457	+1.232	16:55:52.715
7	1:51.319	+1.094	16:57:44.034
8	1:52.130	+1.905	16:59:36.164
9	1:51.363	+1.138	17:01:27.527
10	1:50.986	+0.761	17:03:18.513
11	1:50.225	-	17:05:08.738
12	1:53.812	+3.587	17:07:02.550

(90) Jared WOOD			
1	2:00.393	+9.556	16:46:35.215
2	1:52.763	+1.926	16:48:27.978
3	1:52.122	+1.285	16:50:20.100
4	1:51.442	+0.605	16:52:11.542
5	1:51.300	+0.463	16:54:02.842
6	1:51.288	+0.451	16:55:54.130
7	1:52.070	+1.233	16:57:46.200
8	1:51.407	+0.570	16:59:37.607
9	1:50.837	-	17:01:28.444
10	1:51.027	+0.190	17:03:19.471
11	1:52.116	+1.279	17:05:11.587
12	1:52.760	+1.923	17:07:04.347

(6) Geoff COGAN			
1	1:56.941	+5.855	16:46:30.780
2	1:52.403	+1.317	16:48:23.183
3	1:52.948	+1.862	16:50:16.131
4	1:51.166	+0.080	16:52:07.297
5	1:51.086	-	16:53:58.383
6	2:01.362	+10.276	16:55:59.745
7	1:52.216	+1.130	16:57:51.961
8	1:52.152	+1.066	16:59:44.113
9	1:51.886	+0.800	17:01:35.999
10	1:52.709	+1.623	17:03:28.708
11	1:51.526	+0.440	17:05:20.234
12	1:51.429	+0.343	17:07:11.663

(38) Bob CROZIER			
1	1:59.984	+8.924	16:46:34.224
2	1:52.164	+1.104	16:48:26.388
3	1:52.986	+1.926	16:50:19.374
4	1:51.409	+0.349	16:52:10.783
5	1:51.060	-	16:54:01.843
6	1:51.831	+0.771	16:55:53.674
7	1:51.539	+0.479	16:57:45.213
8	1:51.976	+0.916	16:59:37.189
9	1:51.854	+0.794	17:01:29.043
10	1:51.194	+0.134	17:03:20.237
11	1:51.988	+0.928	17:05:12.225
12	2:07.024	+15.964	17:07:19.249

(68) David FACER			
1	2:04.401	+10.588	16:46:39.200
2	1:55.625	+1.812	16:48:34.825
3	1:54.969	+1.156	16:50:29.794
4	1:54.627	+0.814	16:52:24.421

Lap	Lap Tm	Diff	Time of Day
5	1:55.293	+1.480	16:54:19.714
6	1:54.109	+0.296	16:56:13.823
7	1:53.824	+0.011	16:58:07.647
8	1:57.071	+3.258	17:00:04.718
9	1:53.813	-	17:01:58.531
10	1:54.560	+0.747	17:03:53.091
11	1:53.981	+0.168	17:05:47.072
12	1:54.911	+1.098	17:07:41.983

(82) Michelle HAYWARD			
1	2:07.529	+11.923	16:46:43.102
2	1:59.996	+4.390	16:48:43.098
3	1:59.093	+3.487	16:50:42.191
4	1:58.465	+2.859	16:52:40.656
5	1:58.073	+2.467	16:54:38.729
6	1:57.621	+2.015	16:56:36.350
7	1:55.606	-	16:58:31.956
8	1:56.952	+1.346	17:00:28.908
9	1:56.752	+1.146	17:02:25.660
10	1:56.270	+0.664	17:04:21.930
11	1:57.164	+1.558	17:06:19.094

(47) Mike SALES			
1	2:05.092	+7.821	16:46:40.187
2	1:58.491	+1.220	16:48:38.678
3	1:58.872	+1.601	16:50:37.550
4	1:57.271	-	16:52:34.821
5	1:59.289	+2.018	16:54:34.110
6	1:58.479	+1.208	16:56:32.589
7	1:57.842	+0.571	16:58:30.431
8	1:59.605	+2.334	17:00:30.036
9	1:59.143	+1.872	17:02:29.179
10	1:59.253	+1.982	17:04:28.432
11	2:00.336	+3.065	17:06:28.768

(44) Ian MITCHELL			
1	2:08.476	+11.009	16:46:43.941
2	2:00.522	+3.055	16:48:44.463
3	1:58.593	+1.126	16:50:43.056
4	1:58.174	+0.707	16:52:41.230
5	1:58.270	+0.803	16:54:39.500
6	1:58.501	+1.034	16:56:38.001
7	1:59.420	+1.953	16:58:37.421
8	1:59.158	+1.691	17:00:36.579
9	1:57.952	+0.485	17:02:34.531
10	1:57.467	-	17:04:31.998
11	1:57.718	+0.251	17:06:29.716

(45) Rob BEAZER			
1	2:05.673	+8.761	16:46:40.999
2	1:59.427	+2.515	16:48:40.426
3	2:01.089	+4.177	16:50:41.515
4	1:58.491	+1.579	16:52:40.006
5	1:58.370	+1.458	16:54:38.376
6	1:59.932	+3.020	16:56:38.308
7	1:58.412	+1.500	16:58:36.720
8	2:00.151	+3.239	17:00:36.871
9	1:59.174	+2.262	17:02:36.045
10	1:57.157	+0.245	17:04:33.202
11	1:56.912	-	17:06:30.114

(60) John DEANE-BOWERS			
1	2:05.782	+7.169	16:46:41.885
2	1:59.548	+0.935	16:48:41.433
3	1:59.536	+0.923	16:50:40.969
4	1:58.616	+0.003	16:52:39.585

HSCC Oulton Park Gold Cup


Classic Clubmans

Oulton Park International 2.692 Miles

Race 17

27/08/2007 16:44

Race (20:00 Time)



Lap	Lap Tm	Diff	Time of Day
5	<u>1:58.613</u>	-	16:54:38.198
6	1:59.432	+0.819	16:56:37.630
7	1:59.023	+0.410	16:58:36.653
8	1:59.919	+1.306	17:00:36.572
9	2:00.652	+2.039	17:02:37.224
10	1:59.563	+0.950	17:04:36.787
11	1:59.152	+0.539	17:06:35.939

(55) Graham ONION

1	<u>2:09.253</u>	+9.048	16:46:45.537
2	2:02.039	+1.834	16:48:47.576
3	2:01.055	+0.850	16:50:48.631
4	2:00.701	+0.496	16:52:49.332
5	2:00.990	+0.785	16:54:50.322
6	2:00.798	+0.593	16:56:51.120
7	2:00.369	+0.164	16:58:51.489
8	2:01.315	+1.110	17:00:52.804
9	2:00.595	+0.390	17:02:53.399
10	<u>2:00.205</u>	-	17:04:53.604
11	2:00.354	+0.149	17:06:53.958

(77) Bob YARWOOD

1	<u>2:11.598</u>	+11.177	16:46:48.234
2	2:04.069	+3.648	16:48:52.303
3	2:02.557	+2.136	16:50:54.860
4	2:02.163	+1.742	16:52:57.023
5	2:01.771	+1.350	16:54:58.794
6	2:01.613	+1.192	16:57:00.407
7	2:01.508	+1.087	16:59:01.915
8	2:01.270	+0.849	17:01:03.185
9	2:00.520	+0.099	17:03:03.705
10	<u>2:00.421</u>	-	17:05:04.126
11	2:01.675	+1.254	17:07:05.801

(8) Tony HARMAN

1	<u>2:11.441</u>	+10.953	16:46:47.761
2	2:03.758	+3.270	16:48:51.519
3	2:02.506	+2.018	16:50:54.025
4	2:02.367	+1.879	16:52:56.392
5	2:01.280	+0.792	16:54:57.672
6	2:00.823	+0.335	16:56:58.495
7	2:02.718	+2.230	16:59:01.213
8	2:02.224	+1.736	17:01:03.437
9	2:01.322	+0.834	17:03:04.759
10	<u>2:00.488</u>	-	17:05:05.247
11	2:03.246	+2.758	17:07:08.493

(49) Jeremy BANKS

1	<u>2:12.572</u>	+13.107	16:46:49.481
2	2:04.348	+4.883	16:48:53.829
3	2:02.827	+3.362	16:50:56.656
4	2:02.574	+3.109	16:52:59.230
5	2:01.684	+2.219	16:55:00.914
6	2:01.998	+2.533	16:57:02.912
7	2:02.209	+2.744	16:59:05.121
8	1:59.465	-	17:01:04.586
9	2:06.085	+6.620	17:03:10.671
10	2:02.531	+3.066	17:05:13.202
11	2:00.901	+1.436	17:07:14.103

(66) David CHILDS

1	<u>2:12.778</u>	+11.743	16:46:50.107
2	2:05.465	+4.430	16:48:55.572
3	2:03.912	+2.877	16:50:59.484
4	2:03.587	+2.552	16:53:03.071
5	2:02.641	+1.606	16:55:05.712

Lap	Lap Tm	Diff	Time of Day
6	<u>2:05.797</u>	+4.762	16:57:11.509
7	2:05.387	+4.352	16:59:16.896
8	2:06.588	+5.553	17:01:23.484
9	2:05.570	+4.535	17:03:29.054
10	<u>2:01.035</u>	-	17:05:30.089
11	2:08.564	+7.529	17:07:38.653

(69) Alan DAVENPORT

1	<u>2:18.449</u>	+7.881	16:46:55.883
2	2:16.524	+5.956	16:49:12.407
3	2:13.305	+2.737	16:51:25.712
4	2:14.075	+3.507	16:53:39.787
5	2:12.003	+1.435	16:55:51.790
6	2:11.925	+1.357	16:58:03.715
7	2:12.485	+1.917	17:00:16.200
8	2:10.658	+0.090	17:02:26.858
9	2:12.497	+1.929	17:04:39.355
10	<u>2:10.568</u>	-	17:06:49.923

(3) Mike HICKSON

1	<u>1:54.139</u>	+4.868	16:46:26.539
2	1:53.608	+4.337	16:48:20.147
3	1:51.333	+2.062	16:50:11.480
4	1:49.321	+0.050	16:52:00.801
5	<u>1:49.271</u>	-	16:53:50.072
6	1:50.761	+1.490	16:55:40.833
7	1:49.736	+0.465	16:57:30.569
8	1:51.304	+2.033	16:59:21.873
9	1:50.723	+1.452	17:01:12.596

(16) Mike EVANS

1	<u>1:53.577</u>	+4.903	16:46:26.796
2	1:48.674	-	16:48:15.470
3	1:49.443	+0.769	16:50:04.913
4	1:50.228	+1.554	16:51:55.141
5	1:49.275	+0.601	16:53:44.416
p6	2:05.182	+16.508	16:55:49.598

(85) Phillip ALLEN

1	<u>2:09.141</u>	+10.682	16:46:45.119
2	2:01.594	+3.135	16:48:46.713
3	1:59.934	+1.475	16:50:46.647
4	1:59.237	+0.778	16:52:45.884
5	1:58.908	+0.449	16:54:44.792
6	<u>1:58.459</u>	-	16:56:43.251

(27) Ewan BASON

1	<u>2:06.085</u>	+13.142	16:46:43.358
2	1:58.137	+5.194	16:48:41.495
3	1:54.994	+2.051	16:50:36.489
4	<u>1:52.943</u>	-	16:52:29.432

(1) Peter HARPER

1	<u>1:52.394</u>	+5.003	16:46:22.940
2	1:47.391	-	16:48:10.331