



GOLD CUP

Oulton Park International Circuit

26th, 27th and 28th August 2006



Results Provided by MST Sports Timing Ltd
www.msttiming.com

Vredestein JED XK Jaguar Challenge

QUALIFICATION - RACE 1

POS	NO	CL	NAME	NAT	ENTRY	TIME	LAPS	GAP	MPH
1	18	D	Darren MCWHIRTER		Jaguar XK120	2:04.772	10		77.67
2	33	D	Nigel WEBB		Jaguar XK120	2:07.160	9	2.388	76.21
3	12	C	Grahame BULL		Jaguar XK150	2:11.315	9	6.543	73.80
4	20	C	Michael O'SHEA		Jaguar XK150S	2:11.549	7	6.777	73.67
5	32	D	John CHISHOLM		Jaguar XK120	2:12.658	4	7.886	73.05
6	17	C	David HALL		Jaguar XK120	2:12.793	9	8.021	72.98
7	24	Inv	Michael QUINN		Jaguar XK140	2:13.465	9	8.693	72.61
8	5	D	Richard HACKETT		Jaguar XK120	2:13.677	9	8.905	72.49
9	2	C	Chris KEITH-LUCAS		Jaguar XK120	2:13.805	9	9.033	72.42
10	59	B	Trevor GROOM		Jaguar XK140	2:15.100	8	10.328	71.73
11	29	C	Mark GIBBON		Jaguar XK120	2:15.156	9	10.384	71.70
12	7	D	Brian ARCULUS		Jaguar XK120	2:15.478	5	10.706	71.53
13	16	C	John ROBERTS		Jaguar XK150	2:15.793	9	11.021	71.36
14	38	B	Kevin ZWOLINSKI		Jaguar XK140	2:17.066	9	12.294	70.70
15	13	Inv	Ian MILLS		Jaguar XK150	2:17.200	9	12.428	70.63
16	30	D	Dick SKIPWORTH		Jaguar XK120	2:18.010	9	13.238	70.22
17	23	C	Graham LOVE		Jaguar XK150	2:18.235	9	13.463	70.10
18	42	B	Geoff OTTLEY		Jaguar XK120	2:18.250	9	13.478	70.09
19	45	C	John BURTON		Jaguar XK120	2:19.106	9	14.334	69.66
20	14	C	Colin YOULE		Jaguar XK120	2:21.849	8	17.077	68.32
21	36	B	Nicholas WILKINS		Jaguar XK120	2:21.989	4	17.217	68.25
22	66	Inv	Andrew MOORE		Jaguar XK120	2:21.998	7	17.226	68.24
23	40	C	Andrew KEITH-LUCAS		Jaguar XK150S	2:23.503	8	18.731	67.53
24	35	Inv	Ray HIGGS		Jaguar XK140	2:24.578	8	19.806	67.03
25	46	C	Edward LABINJON		Jaguar XK140	2:24.733	9	19.961	66.95
26	31	A	Roger WOODBRIDGE		Jaguar XK120	2:35.008	8	30.236	62.52

Cars 31 & 46 Please fit Transponders

Oulton Park
Circuit Length = 2.6920 miles.
Start: 13:30 End: 13:50

These results are provisional until the conclusion of any judicial and technical matters.

Clerk of Course:	Stewards:	Timekeeper:
------------------	-----------	-------------

Vredestein JED XK Jaguar Challenge LAP ANALYSIS

2	Chris KEITH-LUCAS	Jaguar XK120
1 - X:00.000	6 - 2:14.438	
2 - 2:16.006	7 - 2:13.805	
3 - 2:14.865	8 - 2:15.725	
4 - 2:15.350	9 - 2:15.109	
5 - 2:14.146		
5	Richard HACKETT	Jaguar XK120
1 - X:00.000	6 - 2:15.476	
2 - 2:17.101	7 - 2:15.760	
3 - 2:15.430	8 - 2:14.315	
4 - 2:15.885	9 - 2:13.677	
5 - 2:15.852		
7	Brian ARCULUS	Jaguar XK120
1 - X:00.000		
2 - 2:18.474		
3 - 2:18.658		
4 - 2:15.478		
5 - 2:29.038P		
12	Grahame BULL	Jaguar XK150
1 - X:00.000	6 - 2:11.882	
2 - 2:12.007	7 - 2:12.522	
3 - 2:12.725	8 - 2:14.292	
4 - 2:12.075	9 - 2:28.058P	
5 - 2:11.315		
13	Ian MILLS	Jaguar XK150
1 - X:00.000	6 - 2:19.834	
2 - 2:21.414	7 - 2:17.806	
3 - 2:21.147	8 - 2:17.200	
4 - 2:24.349	9 - 2:18.308	
5 - 2:18.276		
14	Colin YOULE	Jaguar XK120
1 - X:00.000	6 - 2:21.849	
2 - 2:37.664	7 - 2:25.318	
3 - 2:23.715	8 - 2:22.001	
4 - 2:25.939		
5 - 2:23.919		
16	John ROBERTS	Jaguar XK150
1 - X:00.000	6 - 2:17.634	
2 - 2:17.041	7 - 2:16.727	
3 - 2:15.793	8 - 2:17.490	
4 - 2:15.996	9 - 2:38.174P	
5 - 2:16.100		

Vredestein JED XK Jaguar Challenge

LAP ANALYSIS

(contd.)

17	David HALL	Jaguar XK120
1 - X:00.000	6 - 2:12.976	
2 - 2:17.846	7 - 2:12.793	
3 - 2:16.530	8 - 2:13.255	
4 - 2:14.962	9 - 2:22.085P	
5 - 2:13.300		
18	Darren MCWHIRTER	Jaguar XK120
1 - X:00.000	6 - 2:05.113	
2 - 2:13.200	7 - 2:21.667	
3 - 2:07.291	8 - 2:16.470	
4 - 2:05.659	9 - 2:11.359	
5 - 2:04.772	10 - 2:10.481	
20	Michael O'SHEA	Jaguar XK150S
1 - X:00.000	6 - 2:11.549	
2 - 2:13.561	7 - 2:46.301P	
3 - 2:11.773		
4 - 2:12.641		
5 - 2:11.754		
23	Graham LOVE	Jaguar XK150
1 - X:00.000	6 - 2:19.925	
2 - 2:30.865	7 - 2:19.273	
3 - 2:22.990	8 - 2:18.235	
4 - 2:20.508	9 - 2:21.123	
5 - 2:24.085		
24	Michael QUINN	Jaguar XK140
1 - X:00.000	6 - 2:14.689	
2 - 2:16.282	7 - 2:15.170	
3 - 2:15.464	8 - 2:13.465	
4 - 2:16.394	9 - 2:14.089	
5 - 2:14.222		
29	Mark GIBBON	Jaguar XK120
1 - X:00.000	6 - 2:15.156	
2 - 2:20.736	7 - 2:15.982	
3 - 2:22.014	8 - 2:17.353	
4 - 2:17.837	9 - 2:15.164	
5 - 2:18.724		
30	Dick SKIPWORTH	Jaguar XK120
1 - X:00.000	6 - 2:20.619	
2 - 2:20.919	7 - 2:18.010	
3 - 2:24.310	8 - 2:22.310	
4 - 2:19.974	9 - 2:21.890	
5 - 2:18.400		

Cars 31 & 46 Please fit Transponders

Vredestein JED XK Jaguar Challenge

LAP ANALYSIS

(contd.)

31	Roger WOODBRIDGE	Jaguar XK120
1 - X:00.000	6 - 2:41.150	
2 - 2:41.755	7 - 2:39.485	
3 - 2:35.008	8 - 2:41.024	
4 - 2:35.691		
5 - 2:39.122		
32	John CHISHOLM	Jaguar XK120
1 - X:00.000		
2 - 2:14.919		
3 - 2:12.658		
4 - 2:24.475P		
33	Nigel WEBB	Jaguar XK120
1 - X:00.000	6 - 2:08.077	
2 - 2:11.194	7 - 2:32.438	
3 - 2:08.506	8 - 2:33.373	
4 - 2:07.431	9 - 2:07.160	
5 - 2:07.988		
35	Ray HIGGS	Jaguar XK140
1 - X:00.000	6 - 2:24.578	
2 - 2:32.847	7 - 2:26.991	
3 - 2:26.247	8 - 2:24.720	
4 - 2:26.167		
5 - 2:27.151		
36	Nicholas WILKINS	Jaguar XK120
1 - X:00.000		
2 - 2:39.904		
3 - 2:26.499		
4 - 2:21.989		
38	Kevin ZWOLINSKI	Jaguar XK140
1 - X:00.000	6 - 2:17.169	
2 - 2:30.097	7 - 2:17.066	
3 - 2:22.274	8 - 2:17.354	
4 - 2:20.974	9 - 2:17.957	
5 - 2:20.173		
40	Andrew KEITH-LUCAS	Jaguar XK150S
1 - X:00.000	6 - 2:26.255	
2 - 2:35.046	7 - 2:27.165	
3 - 2:28.407	8 - 2:23.503	
4 - 2:24.845		
5 - 2:26.343		

Cars 31 & 46 Please fit Transponders

Vredestein JED XK Jaguar Challenge

LAP ANALYSIS

(contd.)

42	Geoff OTTLEY	Jaguar XK120
1 - X:00.000	6 - 2:18.749	
2 - 2:20.030	7 - 2:18.684	
3 - 2:20.654	8 - 2:18.929	
4 - 2:20.654	9 - 2:18.250	
5 - 2:20.376		
45	John BURTON	Jaguar XK120
1 - X:00.000	6 - 2:24.388	
2 - 2:21.995	7 - 2:22.676	
3 - 2:26.539	8 - 2:19.106	
4 - 2:27.646	9 - 2:30.110P	
5 - 2:24.887		
46	Edward LABINJON	Jaguar XK140
1 - X:00.000	6 - 2:24.733	
2 - 2:28.142	7 - 2:25.193	
3 - 2:26.792	8 - 2:25.818	
4 - 2:26.063	9 - 2:25.628	
5 - 2:27.748		
59	Trevor GROOM	Jaguar XK140
1 - X:00.000	6 - 2:15.100	
2 - 2:19.296	7 - 2:15.201	
3 - 2:19.894	8 - 2:23.762P	
4 - 2:18.588		
5 - 2:18.291		
66	Andrew MOORE	Jaguar XK120
1 - X:00.000	6 - 2:23.725	
2 - 2:32.987	7 - 2:34.477P	
3 - 2:25.454		
4 - 2:21.998		
5 - 2:26.108		

Vredestein JED XK Jaguar Challenge

GRID - Race 1

ROW 13	2:24.733 46 LABINJON	2:35.008 31 WOODBRIDGE
ROW 12	2:23.503 40 KEITH-LUCAS	2:24.578 35 HIGGS
ROW 11	2:21.989 36 WILKINS	2:21.998 66 MOORE
ROW 10	2:19.106 45 BURTON	2:21.849 14 YOULE
ROW 9	2:18.235 23 LOVE	2:18.250 42 OTTLEY
ROW 8	2:17.200 13 MILLS	2:18.010 30 SKIPWORTH
ROW 7	2:15.793 16 ROBERTS	2:17.066 38 ZWOLINSKI
ROW 6	2:15.156 29 GIBBON	2:15.478 7 ARCULUS
ROW 5	2:13.805 2 KEITH-LUCAS	2:15.100 59 GROOM
ROW 4	2:13.465 24 QUINN	2:13.677 5 HACKETT
ROW 3	2:12.658 32 CHISHOLM	2:12.793 17 HALL
ROW 2	2:11.315 12 BULL	2:11.549 20 O'SHEA
ROW 1	2:04.772 18 MCWHIRTER	2:07.160 33 WEBB
POLE		

Cars 31 & 46 Please fit Transponders

Oulton Park
Circuit Length = 2.6920 miles.
Start: 13:30 End: 13:50

These results are provisional until the conclusion of any judicial and technical matters.

Clerk of Course:	Stewards:	Timekeeper:
------------------	-----------	-------------

Vredestein JED XK Jaguar Challenge

RACE RESULT - Race 1

POS	NO	CL	NAME	NAT	ENTRY	TIME	LAPS	GAP	MPH	BEST
1	18	D	Darren MCWHIRTER		Jaguar XK120	4:16.904	2		75.44	2:03.903
2	33	D	Nigel WEBB		Jaguar XK120	4:26.836	2	9.932	72.63	2:08.378
3	32	D	John CHISHOLM		Jaguar XK120	4:29.482	2	12.578	71.92	2:08.919
4	20	C	Michael O'SHEA		Jaguar XK150S	4:30.558	2	13.654	71.63	2:11.566
5	12	C	Grahame BULL		Jaguar XK150	4:31.367	2	14.463	71.42	2:10.867
6	17	C	David HALL		Jaguar XK120	4:37.944	2	21.040	69.73	2:14.111
7	5	D	Richard HACKETT		Jaguar XK120	4:41.413	2	24.509	68.87	2:15.258
8	13	Inv	Ian MILLS		Jaguar XK150	4:42.184	2	25.280	68.68	2:15.576
9	16	C	John ROBERTS		Jaguar XK150	4:44.851	2	27.947	68.04	2:16.469
10	29	C	Mark GIBBON		Jaguar XK120	4:45.517	2	28.613	67.88	2:16.109
11	2	C	Chris KEITH-LUCAS		Jaguar XK120	4:45.934	2	29.030	67.78	2:17.075
12	23	C	Graham LOVE		Jaguar XK150	4:48.314	2	31.410	67.22	2:15.820
13	38	B	Kevin ZWOLINSKI		Jaguar XK140	4:49.533	2	32.629	66.94	2:17.289
14	42	B	Geoff OTTLEY		Jaguar XK120	4:51.898	2	34.994	66.40	2:18.548
15	30	D	Dick SKIPWORTH		Jaguar XK120	4:52.422	2	35.518	66.28	2:18.745
16	66	Inv	Andrew MOORE		Jaguar XK120	4:54.306	2	37.402	65.85	2:19.295
17	14	C	Colin YOULE		Jaguar XK120	4:57.528	2	40.624	65.14	2:20.865
18	45	C	John BURTON		Jaguar XK120	4:58.341	2	41.437	64.96	2:20.842
19	40	Inv	Andrew KEITH-LUCAS		Jaguar XK150S	5:02.735	2	45.831	64.02	2:20.900
20	46	C	Edward LABINJON		Jaguar XK140	5:02.946	2	46.042	63.98	2:23.036
21	36	B	Nicholas WILKINS		Jaguar XK120	5:03.630	2	46.726	63.83	2:23.290
22	35	Inv	Ray HIGGS		Jaguar XK140	5:05.270	2	48.366	63.49	2:23.869
23	31	A	Roger WOODBRIDGE		Jaguar XK120	5:16.433	2	59.529	61.25	2:29.916

FASTEST LAP

18	D	Darren MCWHIRTER	Jaguar XK120	2:03.903	2	78.21mph	125.87kph
12	C	Grahame BULL	Jaguar XK150	2:10.867	2	74.05mph	119.17kph
13	Inv	Ian MILLS	Jaguar XK150	2:15.576	2	71.48mph	115.03kph
38	B	Kevin ZWOLINSKI	Jaguar XK140	2:17.289	2	70.59mph	113.60kph
31	A	Roger WOODBRIDGE	Jaguar XK120	2:29.916	2	64.64mph	104.03kph

First start red flagged, cars 7, 24, 59, did not take restart

Oulton Park
Circuit Length = 2.6920 miles.
Start: 12:24 End: 12:28

These results are provisional until the conclusion of any judicial and technical matters.

Clerk of Course:	Stewards:	Timekeeper:
------------------	-----------	-------------

Vredestein JED XK Jaguar Challenge

LAP CHART

Lap 1			Lap 2			Lap 3			Lap 4			Lap 5		
No	Behind	Laptime	No	Behind	Laptime	No	Behind	Laptime	No	Behind	Laptime	No	Behind	Laptime
18		2:13.001	18		2:03.903									
33	5.457	2:18.458	33	9.932	2:08.378									
20	5.991	2:18.992	32	12.578	2:08.919									
12	7.499	2:20.500	20	13.654	2:11.566									
32	7.562	2:20.563	12	14.463	2:10.867									
17	10.832	2:23.833	17	21.040	2:14.111									
5	13.154	2:26.155	5	24.509	2:15.258									
13	13.607	2:26.608	13	25.280	2:15.576									
16	15.381	2:28.382	16	27.947	2:16.469									
2	15.858	2:28.859	29	28.613	2:16.109									
29	16.407	2:29.408	2	29.030	2:17.075									
38	19.243	2:32.244	23	31.410	2:15.820									
23	19.493	2:32.494	38	32.629	2:17.289									
42	20.349	2:33.350	42	34.994	2:18.548									
30	20.676	2:33.677	30	35.518	2:18.745									
66	22.010	2:35.011	66	37.402	2:19.295									
14	23.662	2:36.663	14	40.624	2:20.865									
45	24.498	2:37.499	45	41.437	2:20.842									
46	26.909	2:39.910	40	45.831	2:20.900									
36	27.339	2:40.340	46	46.042	2:23.036									
35	28.400	2:41.401	36	46.726	2:23.290									
40	28.834	2:41.835	35	48.366	2:23.869									
31	33.516	2:46.517	31	59.529	2:29.916									

First start red flagged, cars 7, 24, 59, did not take restart

HSCC/FJHRA "Millers Oils" Historic Formula Junior QUALIFYING - Race 2

POS	NO	CL	NAME	NAT	ENTRY	TIME	LAPS	GAP	MPH
1	51	C2	Michael HIBBERD		Lotus 27	1:55.760	9		83.71
2	79	C2	Urs EBERHARDT		Lotus 27	1:56.459	9	0.699	83.21
3	54	C2	John FYDA		Lotus 22	1:56.685	9	0.925	83.05
4	82	C2	Martin WALFORD		Lotus 22	1:57.285	9	1.525	82.62
5	57	C2	Denis WELCH		Merlyn FJ	1:57.468	9	1.708	82.50
6	59	C2	Robin LONGDON		Lola Mk 5A	1:59.241	9	3.481	81.27
7	89	C2	Andrew HIBBERD		Lotus 22	1:59.324	9	3.564	81.21
8	86	C2	Hamish MORRISON		Cooper T67	2:00.118	6	4.358	80.68
9	62	C2	Simon ARMER		Cooper T59	2:00.212	8	4.452	80.61
10	84	C2	Mark WOODHOUSE		Lotus 20	2:01.097	9	5.337	80.02
11	93	C2	Chris CHILCOTT		Lotus 20	2:02.814	6	7.054	78.91
12	66	C2	Bruno SCHAFFNER		Lotus 20/22	2:02.939	8	7.179	78.82
13	70	C2	Tony GOODWIN		Brabham BT6	2:03.253	8	7.493	78.62
14	78	C2	Paul SMEETH		Lotus 22	2:03.560	8	7.800	78.43
15	83	C2	Barry WESTMORELAND		Lotus 22	2:03.561	5	7.801	78.43
16	53	C2	Philipp BUHOFFER		Lola Mk5A	2:05.210	8	9.450	77.40
17	60	C2	Yazaburo BABA		Foglietti FJ20	2:05.211	8	9.451	77.39
18	96	C2	John SYKES		Lotus 20	2:05.267	5	9.507	77.36
19	72	C1	John DELANE		Lotus 18	2:05.438	8	9.678	77.25
20	97	C2	David BROWN		Brabham BT6	2:07.294	8	11.534	76.13
21	65	C2	George COOPER		Cooper T59	2:09.289	8	13.529	74.95
22	14	A2	Ned SPIEKER		Lola Mk2	2:09.642	8	13.882	74.75
23	11	A2	John TRUSLOVE		Lola MK2	2:09.790	8	14.030	74.66
24	92	C1	Don THALLON		Cooper BMC T56	2:10.284	8	14.524	74.38
25	73	C2	Peter ANTISS		Lotus 20/22	2:13.222	8	17.462	72.74
26	69	C2	Klaus RAUSCHEN		Brabham BT2	2:14.178	8	18.418	72.22
27	95	C2	Rudolf ERNST		Lotus 22	2:14.898	8	19.138	71.84
28	22	A2	Robin LACKFORD		Elva 100	2:16.623	7	20.863	70.93
29	94	B	Marek REICHMAN		Cooper T56	2:21.640	5	25.880	68.42
30	76	C1	Vernon WILLIAMSON		Ausper T3	2:31.910	6	36.150	63.79
31	24	A2	IAn ROBINSON		Autosud	2:36.770	6	41.010	61.81
32	35	B	Tim BISHOP		Sauter	2:42.249	5	46.489	59.73

CARS 82, 60 & 35 PLEASE FIT WORKING TRANSPONDERS

Oulton Park
Circuit Length = 2.6920 miles.
Start: 14:00 End: 14:24

These results are provisional until the conclusion of any judicial and technical matters.

Clerk of Course:	Stewards:	Timekeeper:
------------------	-----------	-------------

HSCC/FJHRA "Millers Oils" Historic Formula Junior LAP ANALYSIS

11	John TRUSLOVE	Lola MK2
1 -	7:33.660	6 - X:00.000
2 -	2:11.314	7 - 2:10.508
3 -	2:10.537	8 - 2:09.790
4 -	2:12.078	
5 -	2:12.165	
14	Ned SPIEKER	Lola Mk2
1 -	6:44.460	6 - X:00.000
2 -	2:22.818	7 - 2:12.413
3 -	2:13.388	8 - 2:12.549
4 -	2:09.642	
5 -	2:12.786	
22	Robin LACKFORD	Elva 100
1 -	7:31.012	6 - 2:20.068
2 -	2:59.195	7 - 2:21.267
3 -	2:23.993	
4 -	2:16.623	
5 -	X:00.000	
24	IAn ROBINSON	Autosud
1 -	7:32.041	6 - 2:36.770
2 -	2:58.878	
3 -	2:49.112	
4 -	2:46.533	
5 -	X:00.000	
35	Tim BISHOP	Sauter
1 -	7:00.495	
2 -	00.110	
3 -	2:43.529	
4 -	2:44.036	
5 -	2:42.249	
51	Michael HIBBERD	Lotus 27
1 -	6:20.659	6 - 1:56.670
2 -	2:02.160	7 - X:00.000
3 -	2:00.972	8 - 1:59.923
4 -	1:59.147	9 - 2:28.546
5 -	1:55.760	

HSCC/FJHRA "Millers Oils" Historic Formula Junior LAP ANALYSIS

(contd.)

53	Philipp BUHOFFER	Lola Mk5A
1 -	6:18.713	6 - X:00.000
2 -	2:10.611	7 - 2:05.210
3 -	2:07.363	8 - 2:08.742
4 -	2:07.064	
5 -	2:09.957	
54	John FYDA	Lotus 22
1 -	6:29.526	6 - 1:58.532
2 -	2:01.115	7 - X:00.000
3 -	2:01.631	8 - 1:56.685
4 -	2:01.343	9 - 2:00.643
5 -	1:58.331	
57	Denis WELCH	Merlyn FJ
1 -	6:01.877	6 - 1:58.533
2 -	1:58.503	7 - X:00.000
3 -	1:59.571	8 - 2:00.723
4 -	1:57.468	9 - 2:01.242
5 -	1:57.643	
59	Robin LONGDON	Lola Mk 5A
1 -	6:08.935	6 - 2:00.975
2 -	2:05.970	7 - X:00.000
3 -	2:00.281	8 - 2:00.013
4 -	1:59.820	9 - 2:05.005
5 -	1:59.241	
60	Yazaburo BABA	Foglietti FJ20
1 -	6:51.592	6 - X:00.000
2 -	2:10.531	7 - 2:06.884
3 -	2:08.062	8 - 2:05.211
4 -	2:05.810	
5 -	2:07.485	
62	Simon ARMER	Cooper T59
1 -	6:37.597	6 - X:00.000
2 -	2:10.043	7 - 2:00.212
3 -	2:04.852	8 - 2:00.844
4 -	2:03.321	
5 -	2:03.507	

CARS 82, 60 & 35 PLEASE FIT WORKING TRANSPONDERS

HSCC/FJHRA "Millers Oils" Historic Formula Junior LAP ANALYSIS

(contd.)

65	George COOPER	Cooper T59
1 -	6:41.483	6 - X:00.000
2 -	2:12.220	7 - 2:09.289
3 -	2:14.918	8 - 2:13.964
4 -	2:13.471	
5 -	2:14.532	
66	Bruno SCHAFFNER	Lotus 20/22
1 -	6:11.049	6 - 2:03.231
2 -	2:06.634	7 - X:00.000
3 -	2:05.642	8 - 2:10.775
4 -	2:04.427	
5 -	2:02.939	
69	Klaus RAUSCHEN	Brabham BT2
1 -	6:32.913	6 - X:00.000
2 -	2:20.148	7 - 2:14.178
3 -	2:19.259	8 - 2:14.265
4 -	2:15.877	
5 -	2:17.883	
70	Tony GOODWIN	Brabham BT6
1 -	6:37.208	6 - X:00.000
2 -	2:12.647	7 - 2:03.253
3 -	2:07.653	8 - 2:10.218
4 -	2:07.045	
5 -	2:07.100	
72	John DELANE	Lotus 18
1 -	6:29.197	6 - X:00.000
2 -	2:10.979	7 - 2:06.772
3 -	2:05.438	8 - 2:08.795
4 -	2:07.193	
5 -	2:08.942	
73	Peter ANSTISS	Lotus 20/22
1 -	6:28.940	6 - X:00.000
2 -	2:18.102	7 - 2:17.802
3 -	2:15.051	8 - 2:16.378
4 -	2:13.222	
5 -	2:16.400	

CARS 82, 60 & 35 PLEASE FIT WORKING TRANSPONDERS

HSCC/FJHRA "Millers Oils" Historic Formula Junior LAP ANALYSIS

(contd.)

76	Vernon WILLIAMSON	Ausper T3
1 -	7:33.528	6 - 2:35.365
2 -	2:40.949	
3 -	2:34.890	
4 -	2:31.910	
5 -	X:00.000	
78	Paul SMEETH	Lotus 22
1 -	6:48.243	6 - X:00.000
2 -	2:12.826	7 - 2:06.034
3 -	2:08.067	8 - 2:06.504
4 -	2:06.210	
5 -	2:03.560	
79	Urs EBERHARDT	Lotus 27
1 -	6:03.293	6 - 1:56.459
2 -	1:59.831	7 - X:00.000
3 -	1:59.541	8 - 1:57.071
4 -	1:57.583	9 - 1:57.146
5 -	1:57.556	
82	Martin WALFORD	Lotus 22
1 -	6:02.680	6 - 1:58.814
2 -	2:01.482	7 - X:00.000
3 -	1:59.188	8 - 1:59.352
4 -	1:57.285	9 - 2:17.369P
5 -	1:59.333	
83	Barry WESTMORELAND	Lotus 22
1 -	6:20.389	
2 -	2:05.652	
3 -	2:03.863	
4 -	2:03.561	
5 -	2:04.723	
84	Mark WOODHOUSE	Lotus 20
1 -	6:09.352	6 - 2:01.097
2 -	2:06.547	7 - X:00.000
3 -	2:06.551	8 - 2:06.552
4 -	2:03.162	9 - 2:20.878P
5 -	2:01.968	

CARS 82, 60 & 35 PLEASE FIT WORKING TRANSPONDERS

HSCC/FJHRA "Millers Oils" Historic Formula Junior LAP ANALYSIS

(contd.)

86	Hamish MORRISON	Cooper T67
1 -	6:08.371	6 - 2:00.118
2 -	2:10.537	
3 -	2:05.486	
4 -	2:04.015	
5 -	2:00.781	
89	Andrew HIBBERD	Lotus 22
1 -	6:19.952	6 - 1:59.324
2 -	2:03.407	7 - X:00.000
3 -	2:01.312	8 - 2:03.121
4 -	2:03.948	9 - 2:12.892
5 -	2:02.299	
92	Don THALLON	Cooper BMC T56
1 -	6:47.814	6 - X:00.000
2 -	2:18.816	7 - 2:17.994
3 -	2:12.501	8 - 2:12.245
4 -	2:10.284	
5 -	2:12.315	
93	Chris CHILCOTT	Lotus 20
1 -	6:29.458	6 - X:00.000
2 -	2:07.224	
3 -	2:02.814	
4 -	2:04.731	
5 -	2:03.114	
94	Marek REICHMAN	Cooper T56
1 -	6:43.876	
2 -	2:29.869	
3 -	2:25.156	
4 -	2:25.430	
5 -	2:21.640	
95	Rudolf ERNST	Lotus 22
1 -	6:44.729	6 - X:00.000
2 -	2:24.018	7 - 2:14.898
3 -	2:16.949	8 - 2:15.660
4 -	2:16.772	
5 -	2:20.548	

HSCC/FJHRA "Millers Oils" Historic Formula Junior LAP ANALYSIS

(contd.)

96	John SYKES	Lotus 20
1 -	6:31.915	
2 -	2:11.892	
3 -	2:05.267	
4 -	2:07.039	
5 -	2:06.972	
97	David BROWN	Brabham BT6
1 -	6:43.119	6 - X:00.000
2 -	2:11.997	7 - 2:07.294
3 -	2:15.764	8 - 2:10.752
4 -	2:09.744	
5 -	2:08.756	

HSCC/FJHRA "Millers Oils" Historic Formula Junior

GRID - Race 2

ROW 16	2:36.770	24	ROBINSON	2:42.249	35	BISHOP
ROW 15	2:21.640	94	REICHMAN	2:31.910	76	WILLIAMSON
ROW 14	2:14.898	95	ERNST	2:16.623	22	LACKFORD
ROW 13	2:13.222	73	ANSTISS	2:14.178	69	RAUSCHEN
ROW 12	2:09.790	11	TRUSLOVE	2:10.284	92	THALLON
ROW 11	2:09.289	65	COOPER	2:09.642	14	SPIEKER
ROW 10	2:05.438	72	DELANE	2:07.294	97	BROWN
ROW 9	2:05.211	60	BABA	2:05.267	96	SYKES
ROW 8	2:03.561	83	WESTMORELAND	2:05.210	53	BUHOFER
ROW 7	2:03.253	70	GOODWIN	2:03.560	78	SMEETH
ROW 6	2:02.814	93	CHILCOTT	2:02.939	66	SCHAFFNER
ROW 5	2:00.212	62	ARMER	2:01.097	84	WOODHOUSE
ROW 4	1:59.324	89	HIBBERD	2:00.118	86	MORRISON
ROW 3	1:57.468	57	WELCH	1:59.241	59	LONGDON
ROW 2	1:56.685	54	FYDA	1:57.285	82	WALFORD
ROW 1	1:55.760	51	HIBBERD	1:56.459	79	EBERHARDT
POLE						

CARS 82, 60 & 35 PLEASE FIT WORKING TRANSPONDERS

Oulton Park
Circuit Length = 2.6920 miles.
Start: 14:00 End: 14:24

These results are provisional until the conclusion of any judicial and technical matters.

Clerk of Course:	Stewards:	Timekeeper:
------------------	-----------	-------------

HSCC/FJHRA "Millers Oils" Historic Formula Junior

RACE RESULT Race 2

POS	NO	CL	NAME	NAT	ENTRY	TIME	LAPS	GAP	MPH	BEST
1	79	C2	Urs EBERHARDT		Lotus 27	19:40.751	10		82.07	1:56.247
2	57	C2	Denis WELCH		Merlyn FJ	19:40.903	10	0.152	82.06	1:56.298
3	51	C2	Michael HIBBERD		Lotus 27	19:41.142	10	0.391	82.04	1:56.374
4	59	C2	Robin LONGDON		Lola Mk 5A	19:46.604	10	5.853	81.67	1:56.829
5	82	C2	Martin WALFORD		Lotus 22	19:52.054	10	11.303	81.29	1:57.176
6	89	C2	Andrew HIBBERD		Lotus 22	19:53.651	10	12.900	81.19	1:56.882
7	84	C2	Mark WOODHOUSE		Lotus 20	19:54.850	10	14.099	81.10	1:56.799
8	86	C2	Hamish MORRISON		Cooper T67	20:15.384	10	34.633	79.73	1:59.040
9	83	C2	Barry WESTMORELAND		Lotus 22	20:21.529	10	40.778	79.33	1:59.657
10	78	C2	Paul SMEETH		Lotus 22	20:29.454	10	48.703	78.82	2:00.507
11	66	C2	Bruno SCHAFFNER		Lotus 20/22	20:35.767	10	55.016	78.42	2:01.813
12	72	C1	John DELANE		Lotus 18	20:44.676	10	1:03.925	77.86	2:01.790
13	60	C2	Yazaburo BABA		Foglietti FJ20	20:51.310	10	1:10.559	77.44	2:01.722
14	62	C2	Simon ARMER		Cooper T59	20:52.434	10	1:11.683	77.37	2:00.756
15	96	C2	John SYKES		Lotus 20	20:56.115	10	1:15.364	77.15	2:02.928
16	97	C2	David BROWN		Brabham BT6	21:05.262	10	1:24.511	76.59	2:03.519
17	53	C2	Philipp BUHOFFER		Lola Mk5A	21:05.855	10	1:25.104	76.55	2:04.095
18	69	C2	Klaus RAUSCHEN		Brabham BT2	21:44.539	10	2:03.788	74.28	2:08.207
19	11	A2	John TRUSLOVE		Lola MK2	21:45.079	10	2:04.328	74.25	2:05.818
20	14	A2	Ned SPIEKER		Lola Mk2	19:40.754	9	1 LAP	73.86	2:08.579
21	92	C1	Don THALLON		Cooper BMC T56	19:40.896	9	1 LAP	73.86	2:08.708
22	73	C2	Peter ANSTISS		Lotus 20/22	20:20.278	9	1 LAP	71.47	2:10.191
23	35	B	Tim BISHOP		Sauter	21:02.256	9	1 LAP	69.09	2:16.305
24	95	C2	Rudolf ERNST		Lotus 22	21:16.263	9	1 LAP	68.34	2:14.752
25	94	B	Marek REICHMAN		Cooper T56	21:17.295	9	1 LAP	68.28	2:14.232
26	76	C1	Vernon WILLIAMSON		Ausper T3	19:40.860	8	2 LAPS	65.65	2:23.720
27	24	A1	Ian ROBINSON		Autosud	21:05.598	8	2 LAPS	61.25	2:33.820

NOT CLASSIFIED

70	C2	Tony GOODWIN	Brabham BT6	18:46.268	9	D.N.F.	77.44	2:02.063
93	C2	Chris CHILCOTT	Lotus 20	17:30.484	8	D.N.F.	73.80	2:00.511
22	A2	Robin LACKFORD	Elva 100	9:13.793	4	D.N.F.	69.99	2:09.824
54	C2	John FYDA	Lotus 22		0	D.N.F.	N/A	
65	C2	George COOPER	Cooper T59		0	D.N.F.	N/A	

FASTEST LAP

79	C2	Urs EBERHARDT	Lotus 27	1:56.247	8	83.36mph	134.16kph
72	C1	John DELANE	Lotus 18	2:01.790	5	79.57mph	128.06kph
11	A2	John TRUSLOVE	Lola MK2	2:05.818	8	77.02mph	123.96kph
94	B	Marek REICHMAN	Cooper T56	2:14.232	9	72.19mph	116.19kph
24	A1	Ian ROBINSON	Autosud	2:33.820	2	63.00mph	101.39kph

Oulton Park
Circuit Length = 2.6920 miles.
Start: 12:38 End: 12:58

These results are provisional until the conclusion of any judicial and technical matters.

Clerk of Course:	Stewards:	Timekeeper:
------------------	-----------	-------------

HSCC/FJHRA "Millers Oils" Historic Formula Junior LAP CHART

Lap 1			Lap 2			Lap 3			Lap 4			Lap 5		
No	Behind	Laptime	No	Behind	Laptime	No	Behind	Laptime	No	Behind	Laptime	No	Behind	Laptime
79		2:03.772	79		1:56.871	79		1:57.577	57		1:58.038	79		1:58.023
51	0.159	2:03.931	51	0.284	1:56.996	51	0.001	1:57.294	79	0.110	1:58.286	57	0.104	1:58.237
57	1.011	2:04.783	57	0.438	1:56.298	57	0.138	1:57.277	51	0.329	1:58.504	51	0.296	1:58.100
82	3.128	2:06.900	82	4.024	1:57.767	82	3.674	1:57.227	82	3.189	1:57.691	59	5.024	1:58.984
59	3.837	2:07.609	59	5.645	1:58.679	59	5.520	1:57.452	59	4.173	1:56.829	89	7.534	1:59.476
89	4.727	2:08.499	89	6.216	1:58.360	89	6.021	1:57.382	89	6.191	1:58.346	82	9.018	2:03.962
84	6.107	2:09.879	84	8.725	1:59.489	84	9.701	1:58.553	84	9.935	1:58.410	84	10.005	1:58.203
86	8.020	2:11.792	86	11.832	2:00.683	86	14.262	2:00.007	86	16.457	2:00.371	86	19.210	2:00.886
83	8.381	2:12.153	83	12.746	2:01.236	83	15.780	2:00.611	83	18.316	2:00.712	83	20.665	2:00.482
62	8.978	2:12.750	62	13.657	2:01.550	66	19.160	2:02.223	66	23.298	2:02.314	66	27.476	2:02.311
66	9.525	2:13.297	66	14.514	2:01.860	78	19.800	2:00.906	78	23.597	2:01.973	78	27.749	2:02.285
72	10.881	2:14.653	78	16.471	2:02.190	93	20.503	2:01.095	93	24.203	2:01.876	93	28.126	2:02.056
78	11.152	2:14.924	93	16.985	2:02.587	60	26.355	2:05.163	60	30.011	2:01.832	60	33.600	2:01.722
93	11.269	2:15.041	72	18.655	2:04.645	72	26.827	2:05.749	72	30.552	2:01.901	72	34.209	2:01.790
60	12.684	2:16.456	60	18.769	2:02.956	70	28.385	2:03.659	70	33.939	2:03.730	70	39.199	2:03.393
70	14.359	2:18.131	70	22.303	2:04.815	96	30.421	2:04.486	96	36.925	2:04.680	96	43.089	2:04.297
96	14.947	2:18.719	96	23.512	2:05.436	53	31.768	2:04.953	53	38.903	2:05.311	24	1 LAP	2:44.003
53	15.376	2:19.148	53	24.392	2:05.887	97	33.252	2:04.339	97	39.227	2:04.151	97	46.732	2:05.638
11	16.749	2:20.521	11	26.278	2:06.400	62	36.006	2:19.926	62	39.883	2:02.053	53	47.175	2:06.405
97	17.037	2:20.809	97	26.490	2:06.324	11	37.517	2:08.816	11	46.389	2:07.048	62	47.717	2:05.967
92	19.648	2:23.420	92	32.255	2:09.478	92	44.321	2:09.643	69	56.199	2:09.654	11	54.407	2:06.151
69	20.318	2:24.090	69	33.285	2:09.838	69	44.721	2:09.013	92	57.567	2:11.422	69	1:06.557	2:08.491
14	20.833	2:24.605	14	34.921	2:10.959	14	46.771	2:09.427	14	57.915	2:09.320	14	1:08.361	2:08.579
22	21.351	2:25.123	22	35.450	2:10.970	22	47.697	2:09.824	73	1:06.859	2:12.519	92	1:09.802	2:10.368
73	24.155	2:27.927	73	39.902	2:12.618	73	52.516	2:10.191	22	1:17.397	2:27.876P	73	1:20.516	2:11.790
35	27.197	2:30.969	35	46.631	2:16.305	35	1:05.723	2:16.669	35	1:25.253	2:17.706	35	1:45.852	2:18.732
76	31.270	2:35.042	76	59.717	2:25.318	95	1:23.719	2:20.919	95	1:46.955	2:21.412			
95	32.537	2:36.309	95	1:00.377	2:24.711	94	1:25.099	2:21.727	94	1:48.353	2:21.430			
94	36.480	2:40.252	94	1:00.949	2:21.340	76	1:29.123	2:26.983	76	1:54.667	2:23.720			
24	41.963	2:45.735	24	1:18.912	2:33.820	24	1:55.602	2:34.267						

Oulton Park
Circuit Length = 2.6920 miles.
Start: 12:38 End: 12:58

HSCC/FJHRA "Millers Oils" Historic Formula Junior LAP CHART

(contd.)

Lap 6			Lap 7			Lap 8			Lap 9			Lap 10		
No	Behind	Laptime	No	Behind	Laptime	No	Behind	Laptime	No	Behind	Laptime	No	Behind	Laptime
79		1:57.230	79		1:57.710	79		1:56.247	57		1:57.021	79		1:57.189
57	0.073	1:57.199	57	0.202	1:57.839	57	0.394	1:56.439	79	0.431	1:57.846	92	1 LAP	2:09.118
51	0.357	1:57.291	51	0.460	1:57.813	51	0.587	1:56.374	51	0.609	1:57.437	57	0.152	1:57.772
59	5.227	1:57.433	59	5.051	1:57.534	59	6.238	1:57.434	59	6.046	1:57.223	51	0.391	1:57.402
89	9.776	1:59.472	82	10.006	1:57.860	24	2 LAPS	2:34.748	82	11.297	1:57.777	59	5.853	1:57.427
82	9.856	1:58.068	89	12.219	2:00.153	82	10.935	1:57.176	89	13.638	1:57.448	82	11.303	1:57.626
84	11.576	1:58.801	84	12.472	1:58.606	89	13.605	1:57.633	84	14.920	1:58.028	89	12.900	1:56.882
95	1 LAP	2:23.148	35	1 LAP	2:30.907	84	14.307	1:58.082	73	1 LAP	2:21.997	84	14.099	1:56.799
94	1 LAP	2:23.182	86	25.837	2:00.117	86	29.822	2:00.232	86	31.447	1:59.040	86	34.633	2:00.806
86	23.430	2:01.450	83	26.805	2:00.625	83	30.215	1:59.657	83	34.236	2:01.436	73	1 LAP	2:14.561
83	23.890	2:00.455	78	35.973	2:02.657	78	40.423	2:00.697	78	44.228	2:01.220	83	40.778	2:04.162
76	1 LAP	2:28.260	93	36.434	2:02.737	35	1 LAP	2:16.633	24	2 LAPS	2:34.580	78	48.703	2:02.095
78	31.026	2:00.507	66	37.602	2:02.170	66	43.168	2:01.813	66	48.682	2:02.929	66	55.016	2:03.954
93	31.407	2:00.511	95	1 LAP	2:21.102	72	53.192	2:04.193	72	58.356	2:02.579	72	1:03.925	2:03.189
66	33.142	2:02.896	94	1 LAP	2:20.524	60	54.584	2:04.997	35	1 LAP	2:16.866	60	1:10.559	2:04.000
72	40.075	2:03.096	72	45.246	2:02.881	70	58.303	2:05.525	70	1:03.137	2:02.249	62	1:11.683	2:02.904
60	40.671	2:04.301	60	45.834	2:02.873	95	1 LAP	2:18.470	60	1:04.179	2:07.010	96	1:15.364	2:02.928
70	44.032	2:02.063	70	49.025	2:02.703	94	1 LAP	2:19.442	62	1:06.399	2:01.216	35	1 LAP	2:17.469
96	49.362	2:03.503	96	55.229	2:03.577	62	1:02.598	2:02.005	96	1:10.056	2:03.013	97	1:24.511	2:04.062
62	53.794	2:03.307	76	1 LAP	2:25.980	96	1:04.458	2:05.476	95	1 LAP	2:14.752	24	2 LAPS	2:35.787
97	54.054	2:04.552	62	56.840	2:00.756	97	1:10.448	2:06.832	97	1:18.069	2:05.036	53	1:25.104	2:04.188
53	55.007	2:05.062	97	59.863	2:03.519	53	1:11.006	2:05.861	53	1:18.536	2:04.945	95	1 LAP	2:15.440
69	1:17.788	2:08.461	53	1:01.392	2:04.095	76	1 LAP	2:28.207	94	1 LAP	2:15.166	94	1 LAP	2:14.232
14	1:20.064	2:08.933	69	1:28.285	2:08.207	69	1:41.237	2:09.199	69	1:52.280	2:08.458	69	2:03.788	2:09.128
92	1:22.425	2:09.853	14	1:31.173	2:08.819	93	1:44.768	3:04.581P	11	1:55.069	2:06.284	11	2:04.328	2:06.879
11	1:28.018	2:30.841	92	1:33.423	2:08.708	14	1:44.358	2:09.432	14	1:56.413	2:09.470			
24	1 LAP	2:42.658	11	1:36.629	2:06.321	92	1:46.062	2:08.886	76	1 LAP	2:26.230			
73	1:37.590	2:14.304	73	1:54.251	2:14.371	11	1:46.200	2:05.818						

Oulton Park
Circuit Length = 2.6920 miles.
Start: 12:38 End: 12:58

HSCC/FJHRA "Millers Oils" Historic Formula Junior

QUALIFYING - Race 13

POS	NO	CL	NAME	NAT	ENTRY	TIME	LAPS	GAP	MPH
1	57	C2	Denis WELCH		Merlyn FJ	2:28.317	8		65.34
2	54	C2	John FYDA		Lotus 22	2:31.683	8	3.366	63.89
3	86	C2	Hamish MORRISON		Cooper T67	2:33.437	8	5.120	63.16
4	96	C2	John SYKES		Lotus 20	2:35.304	8	6.987	62.40
5	72	C1	John DELANE		Lotus 18	2:39.050	8	10.733	60.93
6	11	A2	John TRUSLOVE		Lola MK2	2:39.747	7	11.430	60.66
7	4	A2	Derek WALKER		Terrier Mk4	2:40.570	4	12.253	60.35
8	15	A2	John MONSON		BMC Huffaker Mk1	2:41.378	7	13.061	60.05
9	40	A1	Jason WRIGHT		Stanguelini	2:41.899	7	13.582	59.86
10	34	B	Jeremy BOUCKLEY		Cooper T56 Mk2	2:42.242	7	13.925	59.73
11	65	C2	George COOPER		Cooper T59	2:43.060	6	14.743	59.43
12	61	C2	Simon DIFFEY		Lotus 20	2:44.152	7	15.835	59.03
13	29	A2	William GRIMSHAW		Moorland Mk1	2:45.131	7	16.814	58.68
14	43	B	Douglas MARTIN		Elva 200	2:45.391	7	17.074	58.59
15	1	B	Kevin MUSSON		Lotus 18	2:45.960	7	17.643	58.39
16	60	C2	Yazaburo BABA		Foglietti FJ20	2:45.968	7	17.651	58.39
17	25	A2	Bernard BROCK		Elva 100	2:46.273	7	17.956	58.28
18	26	A2	Roger DEXTER		Elva 100	2:47.535	7	19.218	57.84
19	23	A2	Robin LACKFORD		Elva 100	2:47.808	6	19.491	57.75
20	33	B	David BAIN		Elva 200	2:48.002	7	19.685	57.68
21	21	A1	Peter MULLEN		Osca	2:48.787	7	20.470	57.41
22	7	A2	Duncan RABAGLIATI		Alexis HF1	2:50.047	7	21.730	56.99
23	73	C2	Peter ANTISS		Lotus 20/22	2:53.768	7	25.451	55.77
24	94	B	Marek REICHMAN		Cooper T56	2:55.232	7	26.915	55.30
25	44	B	Andrew ROBERTSON		Crossle 4F	2:56.966	3	28.649	54.76
26	85	C1	John CHISHOLM		Gemini 3A	3:03.117	3	34.800	52.92
27	56	C1	Peter JACKSON		Cooper T56	3:06.643	6	38.326	51.92
28	35	B	Tim BISHOP		Sauter	3:08.800	5	40.483	51.33
29	76	C1	Vernon WILLIAMSON		Ausper T3	3:10.848	6	42.531	50.78
30	16	A1	Gordon WRIGHT		Stanguelini	3:22.278	6	53.961	47.91
31	31	A2	Paul DIXON		Elva 100	3:48.772	2	1:20.455	42.36

Oulton Park
Circuit Length = 2.6920 miles.
Start: 09:11 End: 09:31

These results are provisional until the conclusion of any judicial and technical matters.

Clerk of Course:	Stewards:	Timekeeper:
------------------	-----------	-------------

HSCC/FJHRA "Millers Oils" Historic Formula Junior LAP ANALYSIS

1	Kevin MUSSON	Lotus 18
1 -	X:00.000	6 - 3:01.829
2 -	2:54.987	7 - 2:45.960
3 -	2:59.740	
4 -	2:59.500	
5 -	2:50.569	
4	Derek WALKER	Terrier Mk4
1 -	X:00.000	
2 -	2:42.114	
3 -	2:40.570	
4 -	2:49.502P	
7	Duncan RABAGLIATI	Alexis HF1
1 -	X:00.000	6 - 2:50.047
2 -	2:52.725	7 - 2:50.295
3 -	2:52.285	
4 -	2:54.227	
5 -	2:51.063	
11	John TRUSLOVE	Lola MK2
1 -	X:00.000	6 - 2:42.140
2 -	2:56.887	7 - 2:39.747
3 -	2:51.867	
4 -	2:46.885	
5 -	2:45.258	
15	John MONSON	BMC Huffaker Mk1
1 -	X:00.000	6 - 2:49.208
2 -	2:53.852	7 - 2:41.378
3 -	2:50.759	
4 -	2:50.384	
5 -	2:47.184	
16	Gordon WRIGHT	Stanguellini
1 -	X:00.000	6 - 3:22.278
2 -	3:35.351	
3 -	3:38.171	
4 -	3:31.526	
5 -	3:23.562	

HSCC/FJHRA "Millers Oils" Historic Formula Junior LAP ANALYSIS

(contd.)

21	Peter MULLEN	Osca
1 - X:00.000 6 - 2:57.171 2 - 2:53.591 7 - 3:05.168P 3 - 2:59.015 4 - 2:51.685 5 - 2:48.787		
23	Robin LACKFORD	Elva 100
1 - X:00.000 6 - 2:47.808 2 - 2:53.054 3 - 2:54.601 4 - 2:49.654 5 - 2:50.205		
25	Bernard BROCK	Elva 100
1 - X:00.000 6 - 2:59.834 2 - 2:49.135 7 - 2:56.545 3 - 3:01.881 4 - 2:51.534 5 - 2:46.273		
26	Roger DEXTER	Elva 100
1 - X:00.000 6 - 2:50.262 2 - 2:56.554 7 - 2:47.535 3 - 3:07.130 4 - 3:04.397 5 - 3:00.591		
29	William GRIMSHAW	Moorland Mk1
1 - X:00.000 6 - 3:07.119 2 - 3:03.028 7 - 2:45.131 3 - 3:24.682 4 - 3:08.456 5 - 3:05.203		
31	Paul DIXON	Elva 100
1 - X:00.000 2 - 3:48.772		

HSCC/FJHRA "Millers Oils" Historic Formula Junior LAP ANALYSIS

(contd.)

33	David BAIN	Elva 200
1 -	X:00.000	6 - 2:51.383
2 -	3:18.743	7 - 2:48.002
3 -	3:02.749	
4 -	3:02.108	
5 -	2:52.578	
34	Jeremy BOUCKLEY	Cooper T56 Mk2
1 -	X:00.000	6 - 2:42.697
2 -	2:54.835	7 - 2:42.242
3 -	2:49.811	
4 -	2:50.513	
5 -	2:44.742	
35	Tim BISHOP	Sauter
1 -	X:00.000	
2 -	3:25.456	
3 -	3:12.247	
4 -	3:08.800	
5 -	3:42.492P	
40	Jason WRIGHT	Stanguelini
1 -	X:00.000	6 - 2:43.938
2 -	2:52.358	7 - 2:42.476
3 -	2:54.653	
4 -	2:51.303	
5 -	2:41.899	
43	Douglas MARTIN	Elva 200
1 -	X:00.000	6 - 2:47.596
2 -	2:56.548	7 - 2:46.543
3 -	2:50.808	
4 -	2:50.138	
5 -	2:45.391	
44	Andrew ROBERTSON	Crossle 4F
1 -	X:00.000	
2 -	3:03.164	
3 -	2:56.966	

HSCC/FJHRA "Millers Oils" Historic Formula Junior LAP ANALYSIS

(contd.)

54	John FYDA	Lotus 22
1 -	X:00.000	6 - 2:37.467
2 -	2:34.033	7 - 2:31.683
3 -	2:34.754	8 - 2:36.429
4 -	2:38.330	
5 -	2:37.785	
56	Peter JACKSON	Cooper T56
1 -	X:00.000	6 - 3:15.210
2 -	3:35.350	
3 -	3:17.025	
4 -	3:12.600	
5 -	3:06.643	
57	Denis WELCH	Merlyn FJ
1 -	X:00.000	6 - 2:32.013
2 -	2:28.317	7 - 2:33.380
3 -	2:31.843	8 - 2:38.120
4 -	2:38.056	
5 -	2:42.398	
60	Yazaburo BABA	Foglietti FJ20
1 -	X:00.000	6 - 2:50.937
2 -	2:48.692	7 - 2:45.968
3 -	2:52.788	
4 -	2:54.560	
5 -	3:02.069	
61	Simon DIFFEY	Lotus 20
1 -	X:00.000	6 - 2:44.214
2 -	2:46.690	7 - 2:44.152
3 -	2:59.130	
4 -	2:54.699	
5 -	2:54.338	
65	George COOPER	Cooper T59
1 -	X:00.000	6 - 6:00.273
2 -	2:46.954	
3 -	2:58.454	
4 -	2:50.248	
5 -	2:43.060	

HSCC/FJHRA "Millers Oils" Historic Formula Junior LAP ANALYSIS

(contd.)

72	John DELANE	Lotus 18
1 -	X:00.000	6 - 2:39.210
2 -	2:40.649	7 - 2:43.773
3 -	2:39.050	8 - 2:43.106
4 -	2:45.246	
5 -	2:41.597	
73	Peter ANSTISS	Lotus 20/22
1 -	X:00.000	6 - 2:58.096
2 -	3:13.615	7 - 2:53.768
3 -	3:20.768	
4 -	3:08.368	
5 -	2:59.928	
76	Vernon WILLIAMSON	Ausper T3
1 -	X:00.000	6 - 3:19.140
2 -	3:32.450	
3 -	3:23.518	
4 -	3:19.801	
5 -	3:10.848	
85	John CHISHOLM	Gemini 3A
1 -	X:00.000	
2 -	3:03.117	
3 -	3:19.381P	
86	Hamish MORRISON	Cooper T67
1 -	X:00.000	6 - 2:37.969
2 -	2:39.079	7 - 2:39.084
3 -	2:39.861	8 - 2:33.437
4 -	2:50.994	
5 -	2:36.989	
94	Marek REICHMAN	Cooper T56
1 -	X:00.000	6 - 2:59.350
2 -	2:56.820	7 - 2:56.649
3 -	2:56.405	
4 -	2:55.923	
5 -	2:55.232	

HSCC/FJHRA "Millers Oils" Historic Formula Junior LAP ANALYSIS


(contd.)

96	John SYKES	Lotus 20
1 - X:00.000	6 - 2:36.815	
2 - 2:39.385	7 - 2:35.304	
3 - 2:38.255	8 - 2:37.850	
4 - 3:11.491		
5 - 2:37.969		

HSCC/FJHRA "Millers Oils" Historic Formula Junior

GRID - Race 13

ROW 16		3:48.772				
		31	DIXON			
ROW 15	3:10.848			3:22.278		
	76	WILLIAMSON		16	WRIGHT	
ROW 14		3:06.643		3:08.800		
		56	JACKSON		35	BISHOP
ROW 13	2:56.966			3:03.117		
	44	ROBERTSON		85	CHISHOLM	
ROW 12		2:53.768		2:55.232		
		73	ANSTISS		94	REICHMAN
ROW 11	2:48.787			2:50.047		
	21	MULLEN		7	RABAGLIATI	
ROW 10		2:47.808		2:48.002		
		23	LACKFORD		33	BAIN
ROW 9	2:46.273			2:47.535		
	25	BROCK		26	DEXTER	
ROW 8		2:45.960		2:45.968		
		1	MUSSON		60	BABA
ROW 7	2:45.131			2:45.391		
	29	GRIMSHAW		43	MARTIN	
ROW 6		2:43.060		2:44.152		
		65	COOPER		61	DIFFEY
ROW 5	2:41.899			2:42.242		
	40	WRIGHT		34	BOUCKLEY	
ROW 4		2:40.570		2:41.378		
		4	WALKER		15	MONSON
ROW 3	2:39.050			2:39.747		
	72	DELANE		11	TRUSLOVE	
ROW 2		2:33.437		2:35.304		
		86	MORRISON		96	SYKES
ROW 1	2:28.317			2:31.683		
	57	WELCH		54	FYDA	
		POLE				



Oulton Park
 Circuit Length = 2.6920 miles.
 Start: 09:11 End: 09:31

These results are provisional until the conclusion of any judicial and technical matters.

Clerk of Course:	Stewards:	Timekeeper:
------------------	-----------	-------------

HSCC/FJHRA "Millers Oils" Historic Formula Junior

RACE RESULT - Race 13

POS	NO	CL	NAME	NAT	ENTRY	TIME	LAPS	GAP	MPH	BEST
1	57	C2	Denis WELCH		Merlyn FJ	19:42.060	10		81.98	1:56.443
2	54	C2	John FYDA		Lotus 22	19:44.440	10	2.380	81.82	1:56.009
3	61	C2	Simon DIFFEY		Lotus 20	20:13.615	10	31.555	79.85	1:59.412
4	86	C2	Hamish MORRISON		Cooper T67	20:21.263	10	39.203	79.35	2:00.144
5	96	C2	Nigel BANCROFT		Lotus 20	20:30.113	10	48.053	78.78	1:59.655
6	72	C1	John DELANE		Lotus 18	20:58.017	10	1:15.957	77.03	2:03.887
7	60	C2	Yazaburo BABA		Foglietti FJ20	21:09.356	10	1:27.296	76.34	2:03.800
8	4	A2	Derek WALKER		Terrier Mk4	21:19.054	10	1:36.994	75.76	2:05.478
9	11	A2	John TRUSLOVE		Lola MK2	21:46.000	10	2:03.940	74.20	2:06.963
10	85	C1	John CHISHOLM		Gemini 3A	19:56.357	9	1 LAP	72.90	2:08.028
11	34	B	Jeremy BOUCKLEY		Cooper T56 Mk2	20:01.796	9	1 LAP	72.57	2:11.325
12	1	B	Kevin MUSSON		Lotus 18	20:05.377	9	1 LAP	72.36	2:11.720
13	29	A2	William GRIMSHAW		Moorland Mk1	20:06.533	9	1 LAP	72.29	2:11.832
14	40	A1	Jason WRIGHT		Stanguelini	20:07.061	9	1 LAP	72.25	2:10.713
15	23	A2	David WATTS		Elva 100	20:17.245	9	1 LAP	71.65	2:12.439
16	15	A2	John MONSON		BMC Huffaker Mk1	20:18.084	9	1 LAP	71.60	2:13.504
17	73	C2	Peter ANSTISS		Lotus 20/22	20:19.553	9	1 LAP	71.51	2:11.676
18	25	A2	Bernard BROCK		Elva 100	20:21.124	9	1 LAP	71.42	2:12.203
19	21	A1	Peter MULLEN		Oscas	20:31.504	9	1 LAP	70.82	2:13.925
20	56	C1	Peter JACKSON		Cooper T56	20:42.547	9	1 LAP	70.19	2:13.943
21	94	B	Marek REICHMAN		Cooper T56	20:57.750	9	1 LAP	69.34	2:15.016
22	33	B	David BAIN		Elva 200	21:04.675	9	1 LAP	68.96	2:15.454
23	7	A2	Duncan RABAGLIATI		Alexis HF1	21:16.376	9	1 LAP	68.33	2:18.910
24	76	C1	Vernon WILLIAMSON		Ausper T3	21:37.261	9	1 LAP	67.23	2:19.811
25	26	A2	Roger DEXTER		Elva 100	22:06.457	9	1 LAP	65.75	2:23.908
26	35	B	Tony MARTINDALE		Sauter	20:18.820	8	2 LAPS	63.61	2:20.300
27	16	A1	Gordon WRIGHT		Stanguelini	21:40.858	8	2 LAPS	59.59	2:38.498

NOT CLASSIFIED

65	C2	George COOPER	Cooper T59	6:43.897	3	D.N.F.	71.98	2:10.042
43	B	Douglas MARTIN	Elva 200		0	D.N.F.	N/A	

FASTEST LAP

54	C2	John FYDA	Lotus 22	1:56.009	10	83.53mph	134.44kph
72	C1	John DELANE	Lotus 18	2:03.887	6	78.22mph	125.89kph
4	A2	Derek WALKER	Terrier Mk4	2:05.478	9	77.23mph	124.29kph
40	A1	Jason WRIGHT	Stanguelini	2:10.713	7	74.14mph	119.31kph
34	B	Jeremy BOUCKLEY	Cooper T56 Mk2	2:11.325	8	73.79mph	118.76kph

Oulton Park
Circuit Length = 2.6920 miles.
Start: 14:45 End: 15:05

These results are provisional until the conclusion of any judicial and technical matters.

Clerk of Course:	Stewards:	Timekeeper:
------------------	-----------	-------------

HSCC/FJHRA "Millers Oils" Historic Formula Junior LAP CHART

Lap 1			Lap 2			Lap 3			Lap 4			Lap 5		
No	Behind	Laptime	No	Behind	Laptime	No	Behind	Laptime	No	Behind	Laptime	No	Behind	Laptime
57		2:03.140	57		1:57.540	57		1:56.443	57		1:57.678	57		1:58.676
54	1.133	2:04.273	54	1.909	1:58.316	54	2.833	1:57.367	54	4.064	1:58.909	54	2.650	1:57.262
61	3.112	2:06.252	61	5.479	1:59.907	61	10.746	2:01.710	61	14.613	2:01.545	26	1 LAP	2:26.912
96	6.533	2:09.673	96	11.049	2:02.056	96	14.779	2:00.173	96	17.337	2:00.236	61	17.698	2:01.761
86	7.030	2:10.170	86	11.766	2:02.276	86	16.256	2:00.933	86	20.332	2:01.754	96	19.692	2:01.031
72	9.088	2:12.228	72	16.396	2:04.848	72	24.577	2:04.624	16	1 LAP	2:41.494	86	22.466	2:00.810
4	10.401	2:13.541	4	19.838	2:06.977	4	30.703	2:07.308	72	31.834	2:04.935	72	41.149	2:07.991
60	14.977	2:18.117	60	26.755	2:09.318	60	38.818	2:08.506	4	40.196	2:07.171	60	54.060	2:05.954
29	18.630	2:21.770	29	32.922	2:11.832	65	46.774	2:10.042	60	46.782	2:05.642	4	54.449	2:12.929
34	18.950	2:22.090	65	33.175	2:11.207	29	49.583	2:13.104	11	1:01.727	2:09.639	16	1 LAP	2:41.686
11	19.075	2:22.215	11	34.134	2:12.599	11	49.766	2:12.075	29	1:03.867	2:11.962	11	1:11.909	2:08.858
65	19.508	2:22.648	15	36.843	2:14.036	34	53.474	2:12.771	34	1:07.744	2:11.948	29	1:20.674	2:15.483
15	20.347	2:23.487	34	37.146	2:15.736	1	54.206	2:12.274	1	1:08.375	2:11.847	34	1:21.143	2:12.075
40	21.557	2:24.697	1	38.375	2:13.599	15	55.782	2:15.382	85	1:11.130	2:11.346	1	1:21.419	2:11.720
1	22.316	2:25.456	40	38.934	2:14.917	40	56.292	2:13.801	15	1:12.320	2:14.216	85	1:22.232	2:09.778
21	26.116	2:29.256	85	43.063	2:13.105	85	57.462	2:10.842	40	1:12.503	2:13.889	40	1:27.306	2:13.479
23	26.466	2:29.606	21	43.958	2:15.382	21	1:01.951	2:14.436	23	1:17.647	2:12.906	15	1:28.341	2:14.697
25	27.065	2:30.205	23	44.973	2:16.047	23	1:02.419	2:13.889	25	1:18.778	2:13.194	23	1:31.410	2:12.439
85	27.498	2:30.638	25	45.655	2:16.130	25	1:03.262	2:14.050	21	1:20.159	2:15.886	25	1:32.305	2:12.203
33	28.972	2:32.112	33	48.548	2:17.116	73	1:07.388	2:13.391	73	1:23.311	2:13.601	21	1:35.408	2:13.925
26	31.597	2:34.737	73	50.440	2:14.888	33	1:08.798	2:16.693	33	1:27.834	2:16.714	73	1:36.939	2:12.304
94	31.972	2:35.112	94	51.898	2:17.466	94	1:12.323	2:16.868	56	1:30.584	2:14.553	33	1:44.989	2:15.831
7	32.557	2:35.697	56	55.357	2:18.879	56	1:13.709	2:14.795	94	1:34.273	2:19.628	56	1:45.851	2:13.943
35	32.861	2:36.001	7	55.486	2:20.469	7	1:18.684	2:19.641	7	1:42.211	2:21.205	94	1:56.010	2:20.413
73	33.092	2:36.232	35	59.219	2:23.898	35	1:23.076	2:20.300	35	1:46.008	2:20.610			
56	34.018	2:37.158	26	1:02.555	2:28.498	76	1:29.697	2:23.145	76	1:54.895	2:22.876			
76	35.767	2:38.907	76	1:02.995	2:24.768	26	1:32.681	2:26.569						
16	53.271	2:56.411	16	1:38.253	2:42.522									

Oulton Park
Circuit Length = 2.6920 miles.
Start: 14:45 End: 15:05

HSCC/FJHRA "Millers Oils" Historic Formula Junior LAP CHART

(contd.)

Lap 6			Lap 7			Lap 8			Lap 9			Lap 10		
No	Behind	Laptime	No	Behind	Laptime	No	Behind	Laptime	No	Behind	Laptime	No	Behind	Laptime
57		1:57.834	57		1:57.912	57		1:58.119	57		1:57.650	57		1:57.068
54	2.172	1:57.356	54	2.388	1:58.128	54	1.265	1:56.996	85	1 LAP	2:10.249	54	2.380	1:56.009
7	1 LAP	2:21.520	33	1 LAP	2:15.454	15	1 LAP	2:13.667	54	3.439	1:59.824	85	1 LAP	2:08.028
76	1 LAP	2:21.596	56	1 LAP	2:15.254	23	1 LAP	2:12.666	34	1 LAP	2:11.325	34	1 LAP	2:11.331
61	20.009	2:00.145	94	1 LAP	2:20.045	25	1 LAP	2:14.574	1	1 LAP	2:12.173	1	1 LAP	2:11.821
96	22.451	2:00.593	61	21.509	1:59.412	73	1 LAP	2:12.724	29	1 LAP	2:12.861	29	1 LAP	2:12.317
86	26.418	2:01.786	96	24.194	1:59.655	21	1 LAP	2:15.971	40	1 LAP	2:12.000	40	1 LAP	2:11.756
26	1 LAP	2:28.705	86	29.044	2:00.538	56	1 LAP	2:16.619	23	1 LAP	2:13.166	61	31.555	2:01.236
35	1 LAP	2:50.026	7	1 LAP	2:20.334	61	24.547	2:01.157	15	1 LAP	2:14.513	23	1 LAP	2:13.848
72	47.202	2:03.887	76	1 LAP	2:22.711	16	2 LAPS	2:38.498	73	1 LAP	2:11.676	15	1 LAP	2:13.504
60	1:00.670	2:04.444	72	53.868	2:04.578	86	32.691	2:01.766	25	1 LAP	2:14.505	35	2 LAPS	2:38.418
4	1:02.610	2:05.995	26	1 LAP	2:25.460	33	1 LAP	2:31.966	61	27.387	2:00.490	73	1 LAP	2:13.012
11	1:22.107	2:08.032	60	1:06.558	2:03.800	94	1 LAP	2:17.573	21	1 LAP	2:15.630	25	1 LAP	2:12.831
34	1:36.192	2:12.883	4	1:11.263	2:06.565	96	41.453	2:15.378	86	35.185	2:00.144	86	39.203	2:01.086
85	1:36.950	2:12.552	35	1 LAP	2:36.319	7	1 LAP	2:19.166	56	1 LAP	2:15.849	96	48.053	2:00.299
29	1:37.532	2:14.692	11	1:32.750	2:08.555	72	1:00.615	2:04.866	96	44.822	2:01.019	21	1 LAP	2:16.148
1	1:37.617	2:14.032	85	1:48.857	2:09.819	76	1 LAP	2:19.811	94	1 LAP	2:15.629	56	1 LAP	2:15.497
40	1:41.281	2:11.809	34	1:49.917	2:11.637	60	1:13.032	2:04.593	33	1 LAP	2:20.429	94	1 LAP	2:15.016
15	1:45.089	2:14.582	29	1:52.132	2:12.512	4	1:19.117	2:05.973	72	1:08.246	2:05.281	72	1:15.957	2:04.779
23	1:46.254	2:12.678	1	1:52.160	2:12.455	26	1 LAP	2:23.908	7	1 LAP	2:19.434	33	1 LAP	2:18.360
25	1:47.903	2:13.432	40	1:54.082	2:10.713	11	1:44.363	2:09.732	16	2 LAPS	2:40.915	60	1:27.296	2:04.306
16	1 LAP	2:38.988				35	1 LAP	2:33.248	60	1:20.058	2:04.676	7	1 LAP	2:18.910
73	1:50.830	2:11.725							4	1:26.945	2:05.478	4	1:36.994	2:07.117
21	1:52.444	2:14.870							76	1 LAP	2:20.348	76	1 LAP	2:23.099
									11	1:54.045	2:07.332	16	2 LAPS	2:40.344
									26	1 LAP	2:26.115	11	2:03.940	2:06.963
												26	1 LAP	2:25.553

Oulton Park
Circuit Length = 2.6920 miles.
Start: 14:45 End: 15:05

HSCC 70s Road Sports

QUALIFYING - Race 3

POS	NO	CL	NAME	NAT	ENTRY	TIME	LAPS	GAP	MPH
1	24	B	Charles BARTER		Datsun 240Z	2:02.884	7		78.86
2	9	B	Julian BARTER		TVR 3000M	2:06.431	6	3.547	76.65
3	3	A	Paul CONWAY		Morgan Plus 8	2:07.153	7	4.269	76.21
4	11	C	Rory STOCKBRIDGE		Lotus Europa	2:07.354	7	4.470	76.09
5	85	B	Tony ELLIS		Mazda RX7	2:07.786	4	4.902	75.83
6	29	A	Phil BRIGGS		Porsche 928	2:08.005	7	5.121	75.71
7	2	A	Adam BAGNALL		Jaguar E-Type	2:09.501	4	6.617	74.83
8	64	A	Paul ANDERSON		Porsche 928	2:09.519	7	6.635	74.82
9	54	C	Chris HOLLAND		Lotus 7 S4	2:09.852	7	6.968	74.63
10	31	A	Mark BENNETT		MGB GTV8	2:11.679	6	8.795	73.59
11	35	B	Vernon TAYLOR		Datsun 240Z	2:11.742	6	8.858	73.56
12	16	A	Trevor ROWNEY		MGB GTV8	2:12.431	6	9.547	73.17
13	98	D2	Bob TROTTER		Ford Escort RS	2:13.794	4	10.910	72.43
14	1	D1	John THOMASON		Triumph Spitfire	2:15.069	6	12.185	71.75
15	39	D2	Jonathan HARTOP		Alfa 2000GTV	2:15.646	6	12.762	71.44
16	12	B	Neil CONDLIFFE		TVR 3000M	2:15.678	6	12.794	71.42
17	89	A	Ralph HARWOOD-PENN		MGB GTV8	2:15.915	6	13.031	71.30
18	75	D2	James NAIRN		Alfa Romeo 2000 GTV	2:17.098	6	14.214	70.68
19	57	D2	Mark OLDFIELD		Alfa Romeo Alfetta GTV	2:17.841	6	14.957	70.30
20	63	D1	Jeremy ANSTEAD		Fiat X19	2:20.136	6	17.252	69.15
21	86	B	Christina TOTTY		TVR 3000M	2:20.204	6	17.320	69.12
22	76	D2	David ERWIN		Alfa Romeo 2000 GTV	2:22.256	6	19.372	68.12
23	52	D2	Graham HALL		Alfa Romeo 2000 GTV	2:25.837	5	22.953	66.45
24	47	B	Paul ASLETT		Porsche 911S	2:26.666	6	23.782	66.07
25	83	C	Mark WILSON		Lotus Elan S4	2:26.890	3	24.006	65.97
26	10	D1	Nigel ASHLEY		Alfa Romeo GT Junior	2:28.058	5	25.174	65.45
27	69	D2	Peter HEAD		MGB	2:37.421	5	34.537	61.56
28	6	D2	Elizabeth HEAD		MGB	2:37.577	5	34.693	61.50

Oulton Park
 Circuit Length = 2.6920 miles.
 Start: 14:33 End: 15:02

These results are provisional until the conclusion of any judicial and technical matters.

Clerk of Course:	Stewards:	Timekeeper:
------------------	-----------	-------------

HSCC 70s Road Sports

LAP ANALYSIS

1	John THOMASON	Triumph Spitfire
1 -	8:49.052	6 - 2:15.291
2 -	2:15.973	
3 -	2:15.069	
4 -	2:17.962	
5 -	X:00.000	
2	Adam BAGNALL	Jaguar E-Type
1 -	9:08.116	
2 -	2:21.154	
3 -	2:12.238	
4 -	2:09.501	
3	Paul CONWAY	Morgan Plus 8
1 -	9:19.581	6 - 2:08.493
2 -	2:12.518	7 - 2:07.649
3 -	2:09.750	
4 -	2:07.153	
5 -	X:00.000	
6	Elizabeth HEAD	MGB
1 -	9:57.020	
2 -	2:46.788	
3 -	2:37.577	
4 -	X:00.000	
5 -	2:45.428	
9	Julian BARTER	TVR 3000M
1 -	9:35.713	6 - 2:06.431
2 -	2:13.087	
3 -	2:08.414	
4 -	2:07.874	
5 -	X:00.000	
10	Nigel ASHLEY	Alfa Romeo GT Junior
1 -	9:35.399	
2 -	2:32.429	
3 -	2:29.655	
4 -	X:00.000	
5 -	2:28.058	

HSCC 70s Road Sports LAP ANALYSIS

(contd.)

11	Rory STOCKBRIDGE	Lotus Europa
1 - 8:43.607	6 - 2:07.354	
2 - 2:11.672	7 - 2:17.955	
3 - 2:10.408		
4 - 2:08.800		
5 - X:00.000		
12	Neil CONDLIFFE	TVR 3000M
1 - 9:06.235	6 - 2:15.678	
2 - 2:21.745		
3 - 2:23.649		
4 - 2:18.479		
5 - X:00.000		
16	Trevor ROWNEY	MGB GTV8
1 - 8:43.448	6 - 2:12.431	
2 - 2:15.036		
3 - 2:14.712		
4 - 2:14.229		
5 - X:00.000		
24	Charles BARTER	Datsun 240Z
1 - 8:56.794	6 - 2:02.884	
2 - 2:19.236	7 - 2:03.963	
3 - 2:04.131		
4 - 2:07.095		
5 - X:00.000		
29	Phil BRIGGS	Porsche 928
1 - 8:49.317	6 - 2:08.005	
2 - 2:11.672	7 - 2:09.003	
3 - 2:12.348		
4 - 2:09.406		
5 - X:00.000		
31	Mark BENNETT	MGB GTV8
1 - 9:01.351	6 - 2:11.679	
2 - 2:16.017		
3 - 2:13.312		
4 - 2:15.345		
5 - X:00.000		

HSCC 70s Road Sports LAP ANALYSIS

(contd.)

35	Vernon TAYLOR	Datsun 240Z
1 - X:00.000	6 - 2:11.742	
2 - 2:31.035		
3 - 2:17.963		
4 - X:00.000		
5 - 2:12.467		
39	Jonathan HARTOP	Alfa 2000GTV
1 - 9:20.820	6 - 2:15.646	
2 - 2:17.480		
3 - 2:17.463		
4 - 2:16.320		
5 - X:00.000		
47	Paul ASLETT	Porsche 911S
1 - 9:23.084	6 - 2:27.750	
2 - 2:30.499		
3 - 2:26.666		
4 - 2:27.697		
5 - X:00.000		
52	Graham HALL	Alfa Romeo 2000 GTV
1 - 9:35.814		
2 - 2:31.214		
3 - 2:25.837		
4 - X:00.000		
5 - 2:26.636		
54	Chris HOLLAND	Lotus 7 S4
1 - 8:54.419	6 - 2:09.852	
2 - 2:12.282	7 - 2:10.302	
3 - 2:11.289		
4 - 2:12.761		
5 - X:00.000		
57	Mark OLDFIELD	Alfa Romeo Alfetta GTV
1 - 9:41.734	6 - 2:17.841	
2 - 2:26.253		
3 - 2:18.726		
4 - 2:18.877		
5 - X:00.000		

HSCC 70s Road Sports LAP ANALYSIS

(contd.)

63	Jeremy ANSTEAD	Fiat X19
1 - 9:41.077	6 - 2:27.264	
2 - 2:23.240		
3 - 2:20.136		
4 - 2:24.692		
5 - X:00.000		
64	Paul ANDERSON	Porsche 928
1 - 8:56.291	6 - 2:09.519	
2 - 2:11.409	7 - 2:11.109	
3 - 2:12.960		
4 - 2:24.661		
5 - X:00.000		
69	Peter HEAD	MGB
1 - 9:57.975		
2 - 2:47.160		
3 - 2:37.421		
4 - X:00.000		
5 - 2:53.926		
75	James NAIRN	Alfa Romeo 2000 GTV
1 - 9:21.243	6 - 2:17.457	
2 - 2:17.914		
3 - 2:17.360		
4 - 2:17.098		
5 - X:00.000		
76	David ERWIN	Alfa Romeo 2000 GTV
1 - X:00.000	6 - 2:22.256	
2 - 2:36.589		
3 - 2:25.496		
4 - X:00.000		
5 - 2:23.858		
83	Mark WILSON	Lotus Elan S4
1 - X:00.000		
2 - 2:37.639		
3 - 2:26.890		

HSCC 70s Road Sports LAP ANALYSIS


(contd.)

85	Tony ELLIS	Mazda RX7
1 - 8:55.829		
2 - 2:11.355		
3 - 2:11.199		
4 - 2:07.786		
86	Christina TOTTY	TVR 3000M
1 - 8:56.083	6 - 2:20.204	
2 - 2:25.153		
3 - 2:23.722		
4 - 2:22.021		
5 - X:00.000		
89	Ralph HARWOOD-PENN	MGB GTV8
1 - 9:31.536	6 - 2:15.915	
2 - 2:21.410		
3 - 2:16.781		
4 - 2:16.661		
5 - X:00.000		
98	Bob TROTTER	Ford Escort RS
1 - 8:47.181		
2 - 2:15.438		
3 - 2:13.976		
4 - 2:13.794		

HSCC 70s Road Sports

GRID - Race 3

ROW 14	2:37.421 69 HEAD	2:37.577 6 HEAD
ROW 13	2:26.890 83 WILSON	2:28.058 10 ASHLEY
ROW 12	2:25.837 52 HALL	2:26.666 47 ASLETT
ROW 11	2:20.204 86 TOTTY	2:22.256 76 ERWIN
ROW 10	2:17.841 57 OLDFIELD	2:20.136 63 ANSTEAD
ROW 9	2:15.915 89 HARWOOD-PENN	2:17.098 75 NAIRN
ROW 8	2:15.646 39 HARTOP	2:15.678 12 CONDLIFFE
ROW 7	2:13.794 98 TROTTER	2:15.069 1 THOMASON
ROW 6	2:11.742 35 TAYLOR	2:12.431 16 ROWNEY
ROW 5	2:09.852 54 HOLLAND	2:11.679 31 BENNETT
ROW 4	2:09.501 2 BAGNALL	2:09.519 64 ANDERSON
ROW 3	2:07.786 85 ELLIS	2:08.005 29 BRIGGS
ROW 2	2:07.153 3 CONWAY	2:07.354 11 STOCKBRIDGE
ROW 1	2:02.884 24 BARTER	2:06.431 9 BARTER
POLE		



Oulton Park
Circuit Length = 2.6920 miles.
Start: 14:33 End: 15:02

These results are provisional until the conclusion of any judicial and technical matters.

Clerk of Course:	Stewards:	Timekeeper:
------------------	-----------	-------------

HSCC 70s Road Sports

RACE RESULT - Race 3

POS	NO	CL	NAME	NAT	ENTRY	TIME	LAPS	GAP	MPH	BEST
1	24	B	Charles BARTER		Datsun 240Z	19:04.531	8		67.73	2:17.385
2	9	B	Julian BARTER		TVR 3000M	19:11.634	8	7.103	67.32	2:17.841
3	2	A	Adam BAGNALL		Jaguar E-Type	19:12.381	8	7.850	67.27	2:15.094
4	64	A	Paul ANDERSON		Porsche 928	19:44.585	8	40.054	65.44	2:20.875
5	41	C	Howard BENTHAM		Lotus Elan	19:58.208	8	53.677	64.70	2:22.171
6	29	A	Phil BRIGGS		Porsche 928	20:01.793	8	57.262	64.51	2:21.461
7	54	C	Chris HOLLAND		Lotus 7 S4	20:04.947	8	1:00.416	64.34	2:21.563
8	35	B	Vernon TAYLOR		Datsun 240Z	20:06.445	8	1:01.914	64.26	2:22.654
9	11	C	Rort STOCKSBRIDGE		Lotus Europa	20:06.675	8	1:02.144	64.25	2:22.410
10	31	A	Mark BENNETT		MGB GTV8	20:34.380	8	1:29.849	62.80	2:26.780
11	16	A	Trevor ROWNEY		MGB GTV8	20:35.125	8	1:30.594	62.77	2:26.305
12	98	D2	Bob TROTTER		Ford Escort RS	20:35.625	8	1:31.094	62.74	2:26.308
13	57	D2	Mark OLDFIELD		Alfa Romeo Alfetta GTV	20:52.512	8	1:47.981	61.89	2:28.269
14	89	A	Ralph HARWOOD-PENN		MGB GTV8	20:53.568	8	1:49.037	61.84	2:28.028
15	39	D2	Jonathan HARTOP		Alfa 2000GTV	20:53.926	8	1:49.395	61.82	2:27.960
16	75	D2	James NAIRN		Alfa Romeo 2000 GTV	20:58.705	8	1:54.174	61.59	2:26.220
17	83	C	Mark WILSON		Lotus Elan S4	21:12.787	8	2:08.256	60.91	2:32.493
18	47	B	Paul ASLETT		Porsche 911S	21:13.031	8	2:08.500	60.90	2:32.723
19	63	D1	Jeremy ANSTEAD		Fiat X19	21:15.342	8	2:10.811	60.79	2:32.494
20	52	D2	Graham HALL		Alfa Romeo 2000 GTV	21:30.589	8	2:26.058	60.07	2:34.642
21	12	B	Neil CONDLIFFE		TVR 3000M	19:07.877	7	1 LAP	59.09	2:36.625
22	86	B	Christina TOTTY		TVR 3000M	19:20.622	7	1 LAP	58.45	2:38.946
23	10	D1	Nigel ASHLEY		Alfa Romeo GT Junior	19:47.563	7	1 LAP	57.12	2:43.069
24	69	D2	Peter HEAD		MGB	19:47.732	7	1 LAP	57.11	2:42.882
25	6	D2	Elizabeth HEAD		MGB	20:56.022	7	1 LAP	54.01	2:53.419

NOT CLASSIFIED

3	A	Paul CONWAY	Morgan Plus 8	15:11.747	6	D.N.F.	63.77	2:23.582
1	D1	John THOMASON	Triumph Spitfire	5:36.568	2	D.N.F.	57.58	2:40.387

FASTEST LAP

2	A	Adam BAGNALL	Jaguar E-Type	2:15.094	8	71.73mph	115.44kph
24	B	Charles BARTER	Datsun 240Z	2:17.385	8	70.54mph	113.52kph
54	C	Chris HOLLAND	Lotus 7 S4	2:21.563	8	68.45mph	110.17kph
75	D2	James NAIRN	Alfa Romeo 2000 GTV	2:26.220	8	66.27mph	106.66kph
63	D1	Jeremy ANSTEAD	Fiat X19	2:32.494	8	63.55mph	102.27kph

Oulton Park
Circuit Length = 2.6920 miles.
Start: 13:08 End: 13:27

These results are provisional until the conclusion of any judicial and technical matters.

Clerk of Course:	Stewards:	Timekeeper:
------------------	-----------	-------------

HSCC 70s Road Sports

LAP CHART

Lap 1			Lap 2			Lap 3			Lap 4			Lap 5		
No	Behind	Laptime	No	Behind	Laptime	No	Behind	Laptime	No	Behind	Laptime	No	Behind	Laptime
9		2:34.375	9		2:26.765	24		2:24.022	24		2:21.691	24		2:21.117
24	0.515	2:34.890	24	0.842	2:27.092	9	0.354	2:25.218	9	2.686	2:24.023	6	1 LAP	2:53.419
29	5.053	2:39.428	2	6.450	2:27.685	2	7.090	2:25.504	2	12.736	2:27.337	9	5.387	2:23.818
2	5.530	2:39.905	29	12.191	2:33.903	29	16.813	2:29.486	29	22.692	2:27.570	2	11.314	2:19.695
11	7.034	2:41.409	3	15.030	2:33.207	3	18.716	2:28.550	3	23.960	2:26.935	29	25.622	2:24.047
3	8.588	2:42.963	64	15.297	2:32.948	64	19.119	2:28.686	64	24.646	2:27.218	3	26.425	2:23.582
64	9.114	2:43.489	54	19.441	2:33.461	54	26.605	2:32.028	54	33.986	2:29.072	64	26.945	2:23.416
31	12.426	2:46.801	35	22.869	2:35.913	35	28.526	2:30.521	35	35.146	2:28.311	41	41.767	2:27.393
54	12.745	2:47.120	11	24.092	2:43.823	11	29.248	2:30.020	41	35.491	2:27.404	54	43.038	2:30.169
16	13.200	2:47.575	31	24.793	2:39.132	41	29.778	2:29.393	11	38.234	2:30.677	35	43.378	2:29.349
35	13.721	2:48.096	41	25.249	2:32.087	31	35.545	2:35.616	31	49.690	2:35.836	11	43.983	2:26.866
98	16.585	2:50.960	16	25.932	2:39.497	16	36.791	2:35.723	16	50.592	2:35.492	31	1:01.245	2:32.672
39	19.568	2:53.943	98	28.873	2:39.053	98	40.586	2:36.577	98	52.988	2:34.093	16	1:01.894	2:32.419
41	19.927	2:54.302	39	32.415	2:39.612	39	45.037	2:37.486	39	1:00.550	2:37.204	98	1:04.139	2:32.268
89	20.700	2:55.075	89	33.894	2:39.959	89	46.054	2:37.024	89	1:01.476	2:37.113	89	1:13.890	2:33.531
1	21.806	2:56.181	1	35.428	2:40.387	57	47.463	2:36.138	57	1:02.459	2:36.687	39	1:14.384	2:34.951
57	22.408	2:56.783	57	36.189	2:40.546	12	49.085	2:37.247	12	1:05.051	2:37.657	57	1:15.468	2:34.126
12	22.893	2:57.268	12	36.702	2:40.574	75	49.550	2:37.079	75	1:06.027	2:38.168	12	1:20.902	2:36.968
75	25.485	2:59.860	75	37.335	2:38.615	47	54.486	2:38.407	47	1:09.712	2:36.917	75	1:20.933	2:36.023
86	26.759	3:01.134	47	40.943	2:40.875	83	56.364	2:38.982	83	1:11.048	2:36.375	47	1:24.047	2:35.452
47	26.833	3:01.208	83	42.246	2:41.316	63	1:01.517	2:38.150	63	1:15.085	2:35.259	83	1:25.776	2:35.845
83	27.695	3:02.070	52	47.331	2:45.326	52	1:02.244	2:39.777	52	1:19.932	2:39.379	63	1:27.033	2:33.065
52	28.770	3:03.145	86	48.024	2:48.030	86	1:08.766	2:45.606	86	1:30.679	2:43.604	52	1:35.788	2:36.973
10	33.011	3:07.386	63	48.231	2:41.418	10	1:19.413	2:48.754	10	1:43.986	2:46.264	86	1:51.681	2:42.119
63	33.578	3:07.953	10	55.523	2:49.277	69	1:19.977	2:48.929	69	1:44.455	2:46.169	10	2:09.343	2:46.474
69	34.257	3:08.632	69	55.912	2:48.420	6	1:49.569	2:55.077				69	2:09.773	2:46.435
6	36.687	3:11.062	6	1:19.356	3:09.434									

Oulton Park
Circuit Length = 2.6920 miles.
Start: 13:08 End: 13:27

HSCC 70s Road Sports LAP CHART

(contd.)

Lap 6			Lap 7			Lap 8			Lap 9			Lap 10		
No	Behind	Laptime	No	Behind	Laptime	No	Behind	Laptime	No	Behind	Laptime	No	Behind	Laptime
24		2:19.527	24		2:18.807	24		2:17.385						
9	6.445	2:20.585	9	6.647	2:19.009	12	1 LAP	3:01.538P						
2	11.850	2:20.063	2	10.141	2:17.098	9	7.103	2:17.841						
29	30.141	2:24.046	10	1 LAP	2:46.339	2	7.850	2:15.094						
64	31.511	2:24.093	69	1 LAP	2:46.265	86	1 LAP	2:41.183						
6	1 LAP	2:55.567	29	32.795	2:21.461	64	40.054	2:23.860						
3	43.408	2:36.510P	64	33.579	2:20.875	10	1 LAP	2:43.069						
41	44.518	2:22.278	41	47.882	2:22.171	69	1 LAP	2:42.882						
54	50.088	2:26.577	54	56.238	2:24.957	41	53.677	2:23.180						
11	50.274	2:25.818	35	56.645	2:24.159	29	57.262	2:41.852						
35	51.293	2:27.442	11	57.119	2:25.652	54	1:00.416	2:21.563						
31	1:11.139	2:29.421	6	1 LAP	2:56.552	35	1:01.914	2:22.654						
16	1:12.408	2:30.041	31	1:20.454	2:28.122	11	1:02.144	2:22.410						
98	1:13.735	2:29.123	16	1:21.674	2:28.073	31	1:29.849	2:26.780						
89	1:26.723	2:32.360	98	1:22.171	2:27.243	16	1:30.594	2:26.305						
57	1:27.599	2:31.658	57	1:37.097	2:28.305	98	1:31.094	2:26.308						
39	1:27.921	2:33.064	89	1:38.394	2:30.478	57	1:47.981	2:28.269						
75	1:34.982	2:33.576	39	1:38.820	2:29.706	89	1:49.037	2:28.028						
12	1:38.000	2:36.625	75	1:45.339	2:29.164	39	1:49.395	2:27.960						
47	1:38.811	2:34.291	47	1:52.727	2:32.723	6	1 LAP	2:54.911						
83	1:39.257	2:33.008	83	1:53.148	2:32.698	75	1:54.174	2:26.220						
63	1:40.564	2:33.058	63	1:55.702	2:33.945	83	2:08.256	2:32.493						
52	1:52.846	2:36.585	52	2:08.681	2:34.642	47	2:08.500	2:33.158						
86	2:11.100	2:38.946				63	2:10.811	2:32.494						
						52	2:26.058	2:34.762						

HSCC "Grandstand Motor Sport Tours" Historic Formula Fords

QUALIFYING - Race 4

POS	NO	CL	NAME	NAT	ENTRY	TIME	LAPS	GAP	MPH
1	87		Nelson ROWE		Crossle 20 F	1:51.912	10		86.59
2	1		Neil FOWLER		Lola T200	1:52.115	11	0.203	86.44
3	19		Andrew MEYRICK		Jamun T2	1:52.906	8	0.994	85.83
4	29		Gregory CATON		Merlyn Mk20A	1:53.276	10	1.364	85.55
5	42		Nigel BANCROFT		Crossle 20F	1:54.073	11	2.161	84.95
6	11		Westie MITCHELL		Merlyn Mk20	1:54.650	11	2.738	84.52
7	12		David FLORY		Lola T200	1:56.190	10	4.278	83.40
8	54		Alex MEEK		Merlyn Mk20A	1:56.573	10	4.661	83.13
9	69		Dave LOWE		Lotus 69	1:56.649	10	4.737	83.08
10	26		Laurie BENNETT		Elfin 600B	1:57.022	10	5.110	82.81
11	86		George FOWLER		Macon MR8	1:57.352	11	5.440	82.58
12	3		Chris ATKINSON		Merlyn Mk20	1:57.451	10	5.539	82.51
13	47		Tony DEMPSTER		Lola T200	1:58.367	10	6.455	81.87
14	48		Crispin SCHLAEFLI		Macon MR8	1:58.517	10	6.605	81.77
15	27		Dick DIXON		Lotus 61	1:59.190	10	7.278	81.30
16	4		John SYKES		Merlyn Mk11A	1:59.739	10	7.827	80.93
17	20		Henry SCOTT		Lola T200	1:59.780	10	7.868	80.90
18	21		Neil BOWMAN		Macon MR7B	2:00.597	2	8.685	80.36
19	36		Andrew GARSIDE		Elden Mk8	2:00.672	10	8.760	80.31
20	93	N	Andrew MANSELL		Merlyn Mk11A	2:01.865	10	9.953	79.52
21	75		Anthony GODDARD		Merlyn Mk20	2:03.007	9	11.095	78.78
22	61		John FORD		Lotus 61	2:06.095	10	14.183	76.85
23	94	N	Michael WALES		Merlyn Mk20	2:06.689	10	14.777	76.49
24	39		Michael RICHINGS		Alexis Mk15	2:06.762	9	14.850	76.45
25	73		Richard LINE		Elden Mk8	2:07.413	9	15.501	76.06
26	32		Roy MACGREGOR		Hawke DL2B	2:08.461	9	16.549	75.44
27	91	N	Roy SIERGIEJEW		Merlyn Mk17	2:08.819	9	16.907	75.23
28	96	N	Alan FAIRBROTHER		Merlyn Mk20	2:09.645	9	17.733	74.75

Cars 3 & 20 Please fit working transponder

Oulton Park
Circuit Length = 2.6920 miles.
Start: 15:11 End: 15:31

These results are provisional until the conclusion of any judicial and technical matters.

Clerk of Course:	Stewards:	Timekeeper:
------------------	-----------	-------------

HSCC "Grandstand Motor Sport Tours" Historic Formula Fords

LAP ANALYSIS

1	Neil FOWLER	Lola T200
1 -	7:22.626	6 - 1:52.741 11 - 1:52.362
2 -	1:54.155	7 - 1:55.318
3 -	1:56.655	8 - 1:54.332
4 -	1:52.115	9 - 1:53.137
5 -	1:53.658	10 - 1:52.447
3	Chris ATKINSON	Merlyn Mk20
1 -	7:00.510	6 - 1:57.841
2 -	2:05.912	7 - 1:57.451
3 -	2:02.253	8 - 2:01.693
4 -	2:00.003	9 - 2:00.225
5 -	1:58.748	10 - 1:58.910
4	John SYKES	Merlyn Mk11A
1 -	7:20.139	6 - 2:00.620
2 -	2:04.493	7 - 2:01.345
3 -	2:00.991	8 - 2:06.729
4 -	1:59.739	9 - 2:00.197
5 -	2:00.121	10 - 1:59.754
11	Westie MITCHELL	Merlyn Mk20
1 -	7:22.245	6 - 1:55.100 11 - 1:54.650
2 -	1:56.637	7 - 1:55.321
3 -	1:57.028	8 - 1:56.860
4 -	1:56.517	9 - 1:56.706
5 -	1:55.543	10 - 1:55.621
12	David FLORY	Lola T200
1 -	7:26.990	6 - 1:56.190
2 -	1:58.903	7 - 1:56.809
3 -	1:58.946	8 - 2:05.883P
4 -	1:57.964	9 - 2:31.109
5 -	1:56.878	10 - 1:56.401
19	Andrew MEYRICK	Jamun T2
1 -	6:57.639	6 - 1:52.906
2 -	1:53.513	7 - 1:53.023
3 -	2:16.118	8 - 2:01.940
4 -	1:54.101	
5 -	1:53.787	

HSCC "Grandstand Motor Sport Tours" Historic Formula Fords LAP ANALYSIS

(contd.)

20	Henry SCOTT	Lola T200
1 -	7:36.065	6 - 2:00.307
2 -	2:01.638	7 - 2:00.510
3 -	1:59.780	8 - 2:00.804
4 -	2:00.522	9 - 2:00.097
5 -	2:00.267	10 - 2:00.154
21	Neil BOWMAN	Macon MR7B
1 -	7:01.975	
2 -	2:00.597	
26	Laurie BENNETT	Elfin 600B
1 -	7:09.925	6 - 1:57.318
2 -	1:58.470	7 - 1:57.088
3 -	2:00.621	8 - 1:57.364
4 -	1:57.091	9 - 2:02.210
5 -	1:57.022	10 - 2:12.402
27	Dick DIXON	Lotus 61
1 -	7:12.307	6 - 1:59.692
2 -	2:02.701	7 - 1:59.528
3 -	2:02.564	8 - 2:00.057
4 -	1:59.749	9 - 2:00.653
5 -	1:59.190	10 - 1:59.702
29	Gregory CATON	Merlyn Mk20A
1 -	7:35.506	6 - 1:53.732
2 -	1:57.541	7 - 1:53.276
3 -	1:53.841	8 - 1:55.889
4 -	1:58.091	9 - 2:02.556P
5 -	1:53.683	10 - 3:35.962
32	Roy MACGREGOR	Hawke DL2B
1 -	7:43.223	6 - 2:14.189
2 -	2:16.328	7 - 2:16.428
3 -	2:12.074	8 - 2:11.147
4 -	2:11.182	9 - 2:08.461
5 -	2:10.880	

Cars 3 & 20 Please fit working transponder

HSCC "Grandstand Motor Sport Tours" Historic Formula Fords LAP ANALYSIS

(contd.)

36	Andrew GARSIDE	Elden Mk8
1 - 7:39.836	6 - 2:02.632	
2 - 2:06.108	7 - 2:01.566	
3 - 2:05.391	8 - 2:03.116	
4 - 2:05.023	9 - 2:00.672	
5 - 2:04.563	10 - 2:00.939	
39	Michael RICHINGS	Alexis Mk15
1 - 7:41.018	6 - 2:11.622	
2 - 2:06.762	7 - 2:12.431	
3 - 2:07.207	8 - 2:14.155	
4 - 2:11.397	9 - 2:10.210	
5 - 2:12.110		
42	Nigel BANCROFT	Crossle 20F
1 - 7:00.470	6 - 1:55.462	11 - 1:54.073
2 - 1:58.060	7 - 1:54.665	
3 - 1:56.393	8 - 1:57.085	
4 - 1:54.935	9 - 1:55.224	
5 - 1:54.299	10 - 1:55.891	
47	Tony DEMPSTER	Lola T200
1 - 7:22.929	6 - 1:59.653	
2 - 2:02.639	7 - 1:59.655	
3 - 2:01.171	8 - 2:05.883	
4 - 2:01.420	9 - 1:59.393	
5 - 2:00.024	10 - 1:58.367	
48	Crispin SCHLAEFLI	Macon MR8
1 - 7:03.328	6 - 1:58.517	
2 - 1:59.750	7 - 1:58.602	
3 - 2:01.750	8 - 2:09.969	
4 - 1:59.125	9 - 1:59.583	
5 - 1:59.031	10 - 1:58.906	
54	Alex MEEK	Merlyn Mk20A
1 - 6:59.918	6 - 1:57.302	
2 - 2:02.122	7 - 1:57.916	
3 - 2:01.621	8 - 1:59.124	
4 - 2:01.423	9 - 1:57.360	
5 - 2:00.232	10 - 1:56.573	

HSCC "Grandstand Motor Sport Tours" Historic Formula Fords LAP ANALYSIS

(contd.)

61	John FORD	Lotus 61
1 -	7:22.207	6 - 2:08.291
2 -	2:12.567	7 - 2:06.305
3 -	2:08.772	8 - 2:06.095
4 -	2:06.984	9 - 2:07.653
5 -	2:06.953	10 - 2:07.428
69	Dave LOWE	Lotus 69
1 -	7:45.328	6 - 1:57.271
2 -	2:05.647	7 - 1:57.038
3 -	2:00.545	8 - 1:57.176
4 -	1:58.914	9 - 1:57.634
5 -	1:56.649	10 - 1:58.850
73	Richard LINE	Elden Mk8
1 -	8:04.144	6 - 2:08.617
2 -	2:14.464	7 - 2:11.157
3 -	2:09.350	8 - 2:09.528
4 -	2:07.413	9 - 2:08.773
5 -	2:08.037	
75	Anthony GODDARD	Merlyn Mk20
1 -	7:44.257	6 - 2:04.213
2 -	2:07.398	7 - 2:03.007
3 -	2:04.452	8 - 2:04.071
4 -	2:04.663	9 - 2:29.111P
5 -	2:04.195	
86	George FOWLER	Macon MR8
1 -	7:04.302	6 - 1:57.920
2 -	1:59.046	7 - 1:57.774
3 -	2:00.761	8 - 1:59.168
4 -	1:57.352	9 - 1:57.406
5 -	1:57.477	10 - 1:57.422
87	Nelson ROWE	Crossle 20 F
1 -	7:03.457	6 - 1:57.169P
2 -	1:53.891	7 - 3:44.688
3 -	1:53.499	8 - 1:53.408
4 -	1:51.912	9 - 1:53.090
5 -	1:52.168	10 - 1:52.253

Cars 3 & 20 Please fit working transponder

HSCC "Grandstand Motor Sport Tours" Historic Formula Fords LAP ANALYSIS

(contd.)

91	Roy SIERGIEJEV	Merlyn Mk17
1 -	7:28.605	6 - 2:46.200
2 -	2:10.288	7 - 2:20.880
3 -	2:08.819	8 - 2:10.717
4 -	2:10.280	9 - 2:10.041
5 -	2:10.218	
93	Andrew MANSELL	Merlyn Mk11A
1 -	7:36.760	6 - 2:02.447
2 -	2:10.388	7 - 2:02.540
3 -	2:07.344	8 - 2:05.452
4 -	2:02.207	9 - 2:04.497
5 -	2:03.151	10 - 2:01.865
94	Michael WALES	Merlyn Mk20
1 -	7:05.159	6 - 2:09.218
2 -	2:09.739	7 - 2:07.695
3 -	2:11.471	8 - 2:09.077
4 -	2:08.789	9 - 2:07.552
5 -	2:08.248	10 - 2:06.689
96	Alan FAIRBROTHER	Merlyn Mk20
1 -	7:32.719	6 - 2:11.390
2 -	2:14.059	7 - 2:12.201
3 -	2:13.066	8 - 2:13.893
4 -	2:09.645	9 - 2:10.203
5 -	2:09.946	

Cars 3 & 20 Please fit working transponder

HSCC "Grandstand Motor Sport Tours" Historic Formula Fords

GRID - Race 4

ROW 14	2:08.819	91	SIERGIEJEV	2:09.645	96	FAIRBROTHER
ROW 13	2:07.413	73	LINE	2:08.461	32	MACGREGOR
ROW 12	2:06.689	94	WALES	2:06.762	39	RICHINGS
ROW 11	2:03.007	75	GODDARD	2:06.095	61	FORD
ROW 10	2:00.672	36	GARSDIE	2:01.865	93	MANSELL
ROW 9	1:59.780	20	SCOTT	2:00.597	21	BOWMAN
ROW 8	1:59.190	27	DIXON	1:59.739	4	SYKES
ROW 7	1:58.367	47	DEMPSTER	1:58.517	48	SCHLAEFLI
ROW 6	1:57.352	86	FOWLER	1:57.451	3	ATKINSON
ROW 5	1:56.649	69	LOWE	1:57.022	26	BENNETT
ROW 4	1:56.190	12	FLORY	1:56.573	54	MEEK
ROW 3	1:54.073	42	BANCROFT	1:54.650	11	MITCHELL
ROW 2	1:52.906	19	MEYRICK	1:53.276	29	CATON
ROW 1	1:51.912	87	ROWE	1:52.115	1	FOWLER
POLE						

Cars 3 & 20 Please fit working transponder

Oulton Park
Circuit Length = 2.6920 miles.
Start: 15:11 End: 15:31

These results are provisional until the conclusion of any judicial and technical matters.

Clerk of Course:	Stewards:	Timekeeper:
------------------	-----------	-------------

HSCC "Grandstand Motor Sport Tours" Historic Formula Fords

RACE RESULT - Race 4

POS	NO	CL	NAME	NAT	ENTRY	TIME	LAPS	GAP	MPH	BEST
1	87		Nelson ROWE		Crossle 20 F	18:41.250	9		77.78	1:57.388
2	1		Neil FOWLER		Lola T200	18:45.349	9	4.099	77.50	1:56.820
3	29		Gregory CATON		Merlyn Mk20A	19:22.650	9	41.400	75.01	2:00.758
4	42		Nigel BANCROFT		Crossle 20F	19:32.277	9	51.027	74.40	2:02.609
5	26		Laurie BENNETT		Elfin 600B	19:38.903	9	57.653	73.98	2:03.397
6	11		Westie MITCHELL		Merlyn Mk20	19:40.291	9	59.041	73.89	2:02.666
7	27		Dick DIXON		Lotus 61	20:01.753	9	1:20.503	72.57	2:05.824
8	86		George FOWLER		Macon MR8	20:09.476	9	1:28.226	72.11	2:05.546
9	48		Crispin SCHLAEFLI		Macon MR8	20:15.635	9	1:34.385	71.74	2:06.848
10	4		John SYKES		Merlyn Mk11A	20:16.202	9	1:34.952	71.71	2:06.812
11	69		Dave LOWE		Lotus 69	20:19.814	9	1:38.564	71.50	2:06.588
12	3		Chris ATKINSON		Merlyn Mk20	20:21.081	9	1:39.831	71.42	2:06.368
13	54		Alex MEEK		Merlyn Mk20A	20:45.576	9	2:04.326	70.02	2:03.909
14	20		Henry SCOTT		Lola T200	18:43.036	8	1 LAP	69.03	2:09.826
15	36		Andrew GARSIDE		Elden Mk8	18:51.399	8	1 LAP	68.52	2:13.037
16	61		John FORD		Lotus 61	18:57.381	8	1 LAP	68.16	2:13.294
17	47		Tony DEMPSTER		Lola T200	19:06.623	8	1 LAP	67.61	2:09.923
18	32		Roy MACGREGOR		Hawke DL2B	19:07.152	8	1 LAP	67.58	2:14.093
19	91	N	Roy SIERGIEJEW		Merlyn Mk17	20:03.827	8	1 LAP	64.40	2:18.316
20	39		Michael RICHINGS		Alexis Mk15	20:55.253	8	1 LAP	61.76	2:23.168

NOT CLASSIFIED

12			David FLORY		Lola T200	13:53.408	6	D.N.F.	69.77	2:02.949
19			Andrew MEYRICK		Jamun T2	11:04.627	5	D.N.F.	72.90	2:03.459
75			Anthony GODDARD		Merlyn Mk20	11:47.484	5	D.N.F.	68.49	2:14.564
93	N		Andrew MANSELL		Merlyn Mk11A	2:22.761	1	D.N.F.	67.88	2:22.761
96	N		Alan FAIRBROTHER		Merlyn Mk20	3:18.745	1	D.N.F.	48.76	
73			Richard LINE		Elden Mk8		0	D.N.F.	N/A	
94	N		Michael WALES		Merlyn Mk20		0	D.N.F.	N/A	

FASTEST LAP

1			Neil FOWLER		Lola T200	1:56.820	4	82.95mph	133.50kph	
91	N		Roy SIERGIEJEW		Merlyn Mk17	2:18.316	3	70.06mph	112.75kph	

Oulton Park
Circuit Length = 2.6920 miles.
Start: 13:41 End: 13:59

These results are provisional until the conclusion of any judicial and technical matters.

Clerk of Course:	Stewards:	Timekeeper:
------------------	-----------	-------------

HSCC "Grandstand Motor Sport Tours" Historic Formula Fords

LAP CHART

Lap 1			Lap 2			Lap 3			Lap 4			Lap 5		
No	Behind	Laptime	No	Behind	Laptime	No	Behind	Laptime	No	Behind	Laptime	No	Behind	Laptime
87		2:05.960	87		1:58.264	87		1:57.433	87		1:57.388	87		2:02.492
1	0.587	2:06.547	1	0.731	1:58.408	1	1.105	1:57.807	1	0.537	1:56.820	1	0.715	2:02.670
29	2.875	2:08.835	29	5.812	2:01.201	29	9.137	2:00.758	29	12.647	2:00.898	29	18.402	2:08.247
42	5.866	2:11.826	42	13.695	2:06.093	42	19.794	2:03.532	42	25.015	2:02.609	39	1 LAP	2:31.209
11	5.994	2:11.954	11	13.909	2:06.179	11	19.860	2:03.384	11	25.138	2:02.666	42	32.362	2:09.839
26	7.357	2:13.317	26	14.320	2:05.227	12	20.766	2:03.578	12	26.327	2:02.949	12	35.733	2:11.898
12	7.918	2:13.878	12	14.621	2:04.967	26	21.951	2:05.064	26	27.960	2:03.397	26	37.165	2:11.697
54	9.300	2:15.260	54	16.572	2:05.536	54	23.048	2:03.909	54	30.970	2:05.310	11	37.616	2:14.970
69	11.446	2:17.406	69	19.770	2:06.588	69	30.416	2:08.079	69	40.090	2:07.062	54	42.998	2:14.520
48	12.329	2:18.289	86	23.291	2:08.994	86	31.404	2:05.546	86	40.204	2:06.188	69	51.113	2:13.515
86	12.561	2:18.521	48	23.529	2:09.464	48	33.630	2:07.534	48	43.090	2:06.848	27	53.698	2:12.470
3	13.208	2:19.168	3	24.024	2:09.080	4	34.841	2:07.623	27	43.720	2:05.824	86	53.784	2:16.072
4	13.852	2:19.812	4	24.651	2:09.063	27	35.284	2:07.679	4	44.265	2:06.812	4	56.303	2:14.530
20	14.353	2:20.313	27	25.038	2:08.703	3	38.493	2:11.902	3	47.473	2:06.368	48	56.933	2:16.335
27	14.599	2:20.559	47	31.755	2:13.334	47	45.084	2:10.762	47	57.619	2:09.923	3	58.364	2:13.383
47	16.685	2:22.645	36	36.706	2:16.092	19	51.234	2:03.459	19	58.952	2:05.106	19	1:03.090	2:06.630
93	16.801	2:22.761	61	37.427	2:14.038	61	53.288	2:13.294	20	1:06.117	2:09.826	47	1:16.619	2:21.492
36	18.878	2:24.838	75	38.728	2:15.698	20	53.679	2:11.873	61	1:09.544	2:13.644	20	1:23.569	2:19.944
19	18.985	2:24.945	20	39.239	2:23.150	36	54.340	2:15.067	36	1:09.989	2:13.037	36	1:29.644	2:22.147
75	21.294	2:27.254	32	40.520	2:16.182	75	55.859	2:14.564	75	1:13.389	2:14.918	61	1:31.117	2:24.065
61	21.653	2:27.613	19	45.208	2:24.487	32	57.180	2:14.093	32	1:15.086	2:15.294	32	1:40.062	2:27.468
32	22.602	2:28.562	91	56.415	2:20.719	91	1:17.298	2:18.316	91	1:41.754	2:21.844	75	1:45.947	2:35.050P
91	33.960	2:39.920	39	1:22.421	2:23.168	39	1:48.799	2:23.811						
39	57.517	3:03.477												
96	1:12.785	3:18.745P												

Oulton Park
Circuit Length = 2.6920 miles.
Start: 13:41 End: 13:59

HSCC "Grandstand Motor Sport Tours" Historic Formula Fords LAP CHART

(contd.)

Lap 6			Lap 7			Lap 8			Lap 9			Lap 10		
No	Behind	Laptime	No	Behind	Laptime	No	Behind	Laptime	No	Behind	Laptime	No	Behind	Laptime
1		2:10.941	87		2:12.277	87		2:06.756	87		2:08.669			
87	0.355	2:12.011	1	0.048	2:12.680	61	1 LAP	2:26.711	20	1 LAP	2:22.431			
91	1 LAP	2:33.509	91	1 LAP	2:38.717	1	3.257	2:09.965	1	4.099	2:09.511			
29	24.925	2:18.179	29	29.749	2:17.456	47	1 LAP	2:30.739	36	1 LAP	2:23.766			
42	38.124	2:17.418	42	41.780	2:16.288	32	1 LAP	2:31.256	61	1 LAP	2:23.837			
26	45.916	2:20.407	26	48.748	2:15.464	29	37.030	2:14.037	47	1 LAP	2:27.676			
11	47.907	2:21.947	11	51.314	2:16.039	42	47.787	2:12.763	32	1 LAP	2:26.195			
39	1 LAP	2:42.970	27	1:05.867	2:17.894	26	54.904	2:12.912	29	41.400	2:13.039			
27	1:00.605	2:18.563	86	1:12.612	2:20.324	11	57.403	2:12.845	42	51.027	2:11.909			
69	1:04.445	2:24.988	69	1:15.406	2:23.593	91	1 LAP	2:41.401	26	57.653	2:11.418			
86	1:04.920	2:22.792	48	1:15.486	2:21.548	27	1:15.205	2:16.094	11	59.041	2:10.307			
48	1:06.570	2:21.293	3	1:16.613	2:20.326	86	1:22.324	2:16.468	27	1:20.503	2:13.967			
4	1:08.922	2:24.275	4	1:17.912	2:21.622	48	1:24.993	2:16.263	91	1 LAP	2:29.401			
3	1:08.919	2:22.211	39	1 LAP	2:39.631	3	1:25.543	2:15.686	86	1:28.226	2:14.571			
54	1:09.090	2:37.748	54	1:25.755	2:29.297	4	1:27.570	2:16.414	48	1:34.385	2:18.061			
12	1:40.215	3:16.138P	20	1:54.780	2:25.288	69	1:29.917	2:21.267	4	1:34.952	2:16.051			
20	1:42.124	2:30.211	36	2:01.808	2:24.919	54	1:45.176	2:26.177	69	1:38.564	2:17.316			
36	1:49.521	2:31.533				39	1 LAP	2:33.618	3	1:39.831	2:22.957			
61	1:53.640	2:34.179							54	2:04.326	2:27.819			
47	1:55.015	2:50.052							39	1 LAP	2:37.369			
32	1:56.508	2:28.102												

HSCC "The School Garage" Historic Road Sports

QUALIFYING - Race 5

POS	NO	CL	NAME	NAT	ENTRY	TIME	LAPS	GAP	MPH
1	18	A	Laurence BAILEY		TVR Griffith	2:01.841	8		79.54
2	4	A	Bruce STAPLETON		Morgan Plus 8	2:03.895	8	2.054	78.22
3	25	C	David RANDALL		Ginetta G4	2:04.437	8	2.596	77.88
4	51	C	Peter SHAW		Lotus Elan	2:06.234	8	4.393	76.77
5	42	C	Richard HAYHOW		Lotus Elan S3	2:06.347	8	4.506	76.70
6	1	C	Andy SHEPHERD		Lotus Seven S2	2:06.420	8	4.579	76.65
7	22	C	John FITZGERALD		Lotus Elan S1	2:08.956	8	7.115	75.15
8	71	E	Dick COFFEY		Turner Mk1	2:09.619	8	7.778	74.76
9	2	D	Robert BARRIE		Porsche 911S	2:09.799	8	7.958	74.66
10	15	B	Mike EAGLES		Milano GT Mk1	2:09.885	8	8.044	74.61
11	73	B	Tony HILL		AC Ace Ford	2:10.042	7	8.201	74.52
12	46	C	Peter ST BARBE		Lotus Elan S4	2:10.514	8	8.673	74.25
13	31	B	James OWEN		Triumph TR5	2:10.993	8	9.152	73.98
14	20	Inv	Michael O'SHEA		Jaguar XK150S	2:13.220	7	11.379	72.74
15	45	D	Matthew NEWMAN		Alfa Romeo GTV	2:13.341	7	11.500	72.68
16	59	A	Malcolm VEREY		Sunbeam Tiger	2:13.357	8	11.516	72.67
17	94	B	Chris LEVETT-PRINSEP		Austin Healey 3000 MkII	2:14.062	8	12.221	72.28
18	7	E	Brian ARCULUS		Lotus Elite	2:14.210	7	12.369	72.20
19	17	A	Adam SIMMONDS		Ford Mustang	2:15.764	6	13.923	71.38
20	44	B	David KIRBY		Triumph TR6	2:17.165	8	15.324	70.65
21	56	A	Peter LANFRANCHI		Jaguar E-Type	2:17.545	7	15.704	70.45
22	10	E	Peter BORNHAUSER		Ginetta G15	2:18.927	7	17.086	69.75
23	99	Inv	Bryn GRIFFITHS		Sunbeam Alpine GT	2:19.285	7	17.444	69.57
24	23	Inv	Graham LOVE		Jaguar XK150	2:19.661	7	17.820	69.39
25	98	F	Nick ASHMAN		MG TF	2:29.186	7	27.345	64.96
26	30	F	Tim BURRETT		Lancia Aurelia B20	2:31.248	7	29.407	64.07
27	26	Inv	Melvin FLOYD		Fiat 124	2:31.668	7	29.827	63.89
28	19	F	Chris GAWNE		Lancia Aurelia B20 GT	2:34.581	7	32.740	62.69
29	65	E	Karen LINE		Turner Mk2	2:39.658	6	37.817	60.70
30	35	B	David THREADINGHAM		Morgan Plus 4	2:40.790	7	38.949	60.27
31	48	C	Stephen GARRETT		Lotus BMC 7 S1	2:41.082	5	39.241	60.16

Oulton Park
Circuit Length = 2.6920 miles.
Start: 15:44 End: 16:00

These results are provisional until the conclusion of any judicial and technical matters.

Clerk of Course:	Stewards:	Timekeeper:
------------------	-----------	-------------

HSCC "The School Garage" Historic Road Sports LAP ANALYSIS

1	Andy SHEPHERD	Lotus Seven S2
1 -	X:00.000	6 - 2:10.207
2 -	2:08.975	7 - 2:16.159
3 -	2:14.335	8 - 2:06.420
4 -	2:36.490	
5 -	2:29.194	
2	Robert BARRIE	Porsche 911S
1 -	X:00.000	6 - 2:14.894
2 -	2:11.773	7 - 2:10.840
3 -	2:13.922	8 - 2:09.799
4 -	2:19.931	
5 -	2:12.826	
4	Bruce STAPLETON	Morgan Plus 8
1 -	X:00.000	6 - 2:08.025
2 -	2:09.808	7 - 2:06.180
3 -	2:07.311	8 - 2:03.895
4 -	2:12.689	
5 -	2:10.131	
7	Brian ARCULUS	Lotus Elite
1 -	X:00.000	6 - 2:14.217
2 -	2:20.633	7 - 2:14.210
3 -	2:17.420	
4 -	2:22.649	
5 -	2:16.389	
10	Peter BORNHAUSER	Ginetta G15
1 -	X:00.000	6 - 2:20.280
2 -	2:20.090	7 - 2:18.927
3 -	2:21.459	
4 -	2:25.154	
5 -	2:19.512	
15	Mike EAGLES	Milano GT Mk1
1 -	X:00.000	6 - 2:18.086
2 -	2:13.062	7 - 2:10.937
3 -	2:10.637	8 - 2:09.885
4 -	2:20.340	
5 -	2:19.944	

HSCC "The School Garage" Historic Road Sports LAP ANALYSIS

(contd.)

17	Adam SIMMONDS	Ford Mustang
1 - X:00.000	6 - 2:15.764	
2 - 2:22.855		
3 - 2:17.167		
4 - 2:19.805		
5 - 2:19.673		
18	Laurence BAILEY	TVR Griffith
1 - X:00.000	6 - 2:03.473	
2 - 2:12.951	7 - 2:03.924	
3 - 2:10.180	8 - 2:01.841	
4 - 2:14.890		
5 - 2:06.554		
19	Chris GAWNE	Lancia Aurelia B20 GT
1 - X:00.000	6 - 2:37.744	
2 - 2:41.602	7 - 2:34.581	
3 - 2:43.329		
4 - 2:41.901		
5 - 2:39.867		
20	Michael O'SHEA	Jaguar XK150S
1 - X:00.000	6 - 2:13.220	
2 - 2:21.490	7 - 2:13.702	
3 - 2:22.397		
4 - 2:17.902		
5 - 2:16.471		
22	John FITZGERALD	Lotus Elan S1
1 - X:00.000	6 - 2:11.487	
2 - 2:18.355	7 - 2:11.066	
3 - 2:14.367	8 - 2:08.956	
4 - 2:19.720		
5 - 2:13.744		
23	Graham LOVE	Jaguar XK150
1 - X:00.000	6 - 2:19.988	
2 - 2:25.624	7 - 2:19.661	
3 - 2:24.888		
4 - 2:23.730		
5 - 2:20.897		

HSCC "The School Garage" Historic Road Sports LAP ANALYSIS

(contd.)

25	David RANDALL	Ginetta G4
1 - X:00.000	6 - 2:08.933	
2 - 2:08.660	7 - 2:07.185	
3 - 2:09.300	8 - 2:04.437	
4 - 2:14.535		
5 - 2:11.572		
26	Melvin FLOYD	Fiat 124
1 - X:00.000	6 - 2:32.108	
2 - 2:37.843	7 - 2:31.668	
3 - 2:34.326		
4 - 2:34.157		
5 - 2:32.650		
30	Tim BURRETT	Lancia Aurelia B20
1 - X:00.000	6 - 2:31.248	
2 - 2:38.628	7 - 2:32.932	
3 - 2:37.000		
4 - 2:35.556		
5 - 2:32.638		
31	James OWEN	Triumph TR5
1 - X:00.000	6 - 2:14.226	
2 - 2:25.244	7 - 2:12.324	
3 - 2:16.697	8 - 2:10.993	
4 - 2:16.064		
5 - 2:13.357		
35	David THREADINGHAM	Morgan Plus 4
1 - X:00.000	6 - 2:43.356	
2 - 2:43.468	7 - 2:41.731	
3 - 2:42.912		
4 - 2:44.556		
5 - 2:40.790		
42	Richard HAYHOW	Lotus Elan S3
1 - X:00.000	6 - 2:10.472	
2 - 2:08.720	7 - 2:06.347	
3 - 2:09.660	8 - 2:07.477	
4 - 2:14.493		
5 - 2:14.227		

HSCC "The School Garage" Historic Road Sports LAP ANALYSIS

(contd.)

44	David KIRBY	Triumph TR6
1 -	X:00.000	6 - 2:17.622
2 -	2:18.566	7 - 2:21.037
3 -	2:19.818	8 - 2:17.165
4 -	2:22.036	
5 -	2:20.178	
45	Matthew NEWMAN	Alfa Romeo GTV
1 -	X:00.000	6 - 2:15.153
2 -	2:21.299	7 - 2:13.341
3 -	2:25.549	
4 -	2:18.207	
5 -	2:16.084	
46	Peter ST BARBE	Lotus Elan S4
1 -	X:00.000	6 - 2:18.520
2 -	2:10.514	7 - 2:15.710
3 -	2:11.423	8 - 2:14.995
4 -	2:19.087	
5 -	2:17.884	
48	Stephen GARRETT	Lotus BMC 7 S1
1 -	X:00.000	
2 -	3:21.067P	
3 -	5:44.829	
4 -	2:45.444	
5 -	2:41.082	
51	Peter SHAW	Lotus Elan
1 -	X:00.000	6 - 2:11.393
2 -	2:19.659	7 - 2:07.627
3 -	2:12.565	8 - 2:06.234
4 -	2:11.359	
5 -	2:07.241	
56	Peter LANFRANCHI	Jaguar E-Type
1 -	X:00.000	6 - 2:19.468
2 -	2:17.545	7 - 2:27.707P
3 -	2:20.802	
4 -	2:24.166	
5 -	2:19.860	

HSCC "The School Garage" Historic Road Sports LAP ANALYSIS

(contd.)

59	Malcolm VEREY	Sunbeam Tiger
1 - X:00.000	6 - 2:16.433	
2 - 2:25.368	7 - 2:13.585	
3 - 2:17.873	8 - 2:13.357	
4 - 2:23.061		
5 - 2:15.028		
65	Karen LINE	Turner Mk2
1 - X:00.000	6 - 2:39.658	
2 - 2:59.307		
3 - 2:55.193		
4 - 2:49.750		
5 - 2:49.516		
71	Dick COFFEY	Turner Mk1
1 - X:00.000	6 - 2:10.592	
2 - 2:22.058	7 - 2:14.578	
3 - 2:16.992	8 - 2:09.619	
4 - 2:14.880		
5 - 2:11.945		
73	Tony HILL	AC Ace Ford
1 - X:00.000	6 - 3:22.344	
2 - 2:11.349	7 - 2:14.944	
3 - 2:10.042		
4 - 2:27.120		
5 - 2:36.051P		
94	Chris LEVETT-PRINSEP	Austin Healey 3000 MkII
1 - X:00.000	6 - 2:15.734	
2 - 2:25.585	7 - 2:14.062	
3 - 2:21.042	8 - 2:14.758	
4 - 2:20.614		
5 - 2:17.253		
98	Nick ASHMAN	MG TF
1 - X:00.000	6 - 2:29.462	
2 - 2:40.543	7 - 2:29.186	
3 - 2:35.125		
4 - 2:32.331		
5 - 2:33.800		

HSCC "The School Garage" Historic Road Sports LAP ANALYSIS

(contd.)

99	Bryn GRIFFITHS	Sunbeam Alpine GT
1 - X:00.000	6 - 2:20.590	
2 - 2:32.362	7 - 2:19.285	
3 - 2:33.305		
4 - 2:23.605		
5 - 2:19.448		


HSCC "The School Garage" Historic Road Sports

GRID - Race 5

ROW
16
ROW
15
ROW
14
ROW
13
ROW
12
ROW
11
ROW
10
ROW
9
ROW
8
ROW
7
ROW
6
ROW
5
ROW
4
ROW
3
ROW
2
ROW
1

		2:41.082		
		48	GARRETT	
65	2:39.658	LINE		2:40.790
				35
				THREADINGHAM
		2:31.668		2:34.581
		26	FLOYD	
				19
				GAWNE
98	2:29.186	ASHMAN		2:31.248
				30
				BURRETT
		2:19.285		2:19.661
		99	GRIFFITHS	
				23
				LOVE
56	2:17.545	LANFRANCHI		2:18.927
				10
				BORNHAUSER
		2:15.764		2:17.165
		17	SIMMONDS	
				44
				KIRBY
94	2:14.062	LEVETT-PRINSEP		2:14.210
				7
				ARCULUS
		2:13.341		2:13.357
		45	NEWMAN	
				59
				VEREY
31	2:10.993	OWEN		2:13.220
				20
				O'SHEA
		2:10.042		2:10.514
		73	HILL	
				46
				ST BARBE
2	2:09.799	BARRIE		2:09.885
				15
				EAGLES
		2:08.956		2:09.619
		22	FITZGERALD	
				71
				COFFEY
42	2:06.347	HAYHOW		2:06.420
				1
				SHEPHERD
		2:04.437		2:06.234
		25	RANDALL	
				51
				SHAW
18	2:01.841	BAILEY		2:03.895
				4
				STAPLETON

POLE



Oulton Park
Circuit Length = 2.6920 miles.
Start: 15:44 End: 16:00

These results are provisional until the conclusion of any judicial and technical matters.

Clerk of Course:	Stewards:	Timekeeper:
------------------	-----------	-------------

HSCC "The School Garage" Historic Road Sports

RACE RESULT - Race 5

POS	NO	CL	NAME	NAT	ENTRY	TIME	LAPS	GAP	MPH	BEST
1	4	A	Bruce STAPLETON		Morgan Plus 8	18:58.236	8		68.11	2:20.290
2	18	A	Laurence BAILEY		TVR Griffith	19:00.978	8	2.742	67.95	2:20.507
3	25	C	David RANDALL		Ginetta G4	19:31.383	8	33.147	66.18	2:22.136
4	51	C	Peter SHAW		Lotus Elan	19:35.106	8	36.870	65.97	2:22.659
5	73	B	Tony HILL		AC Ace Ford	20:08.393	8	1:10.157	64.15	2:26.575
6	1	C	Andy SHEPHERD		Lotus Seven S2	20:11.955	8	1:13.719	63.97	2:26.801
7	56	A	Peter LANFRANCHI		Jaguar E-Type	20:19.154	8	1:20.918	63.59	2:24.864
8	15	B	Mike EAGLES		Milano GT Mk1	20:28.186	8	1:29.950	63.12	2:28.762
9	22	C	John FITZGERALD		Lotus Elan S1	20:28.816	8	1:30.580	63.09	2:29.893
10	2	D	Robert BARRIE		Porsche 911S	20:38.417	8	1:40.181	62.60	2:30.666
11	7	E	Brian ARCULUS		Lotus Elite	20:48.996	8	1:50.760	62.07	2:31.262
12	42	C	Richard HAYHOW		Lotus Elan S3	20:52.591	8	1:54.355	61.89	2:28.606
13	44	B	David KIRBY		Triumph TR6	20:53.874	8	1:55.638	61.83	2:29.850
14	20	Inv	Michael O'SHEA		Jaguar XK150S	20:55.543	8	1:57.307	61.75	2:32.834
15	31	B	James OWEN		Triumph TR5	20:56.754	8	1:58.518	61.69	2:30.625
16	71	E	Dick COFFEY		Turner Mk1	21:00.378	8	2:02.142	61.51	2:30.675
17	94	B	Chris LEVETT-PRINSEP		Austin Healey 3000 MkII	21:18.630	8	2:20.394	60.63	2:33.200
18	45	D	Matthew NEWMAN		Alfa Romeo GTV	21:20.789	8	2:22.553	60.53	2:31.369
19	10	E	Peter BORNHAUSER		Ginetta G15	21:28.822	8	2:30.586	60.15	2:36.505
20	99	Inv	Bryn GRIFFITHS		Sunbeam Alpine GT	21:32.938	8	2:34.702	59.96	2:36.875
21	17	A	Adam SIMMONDS		Ford Mustang	19:08.482	7	1 LAP	59.06	2:34.805
22	23	Inv	Graham LOVE		Jaguar XK150	19:18.412	7	1 LAP	58.56	2:38.402
23	98	F	Nick ASHMAN		MG TF	19:19.589	7	1 LAP	58.50	2:38.538
24	35	B	David THREADINGHAM		Morgan Plus 4	19:21.373	7	1 LAP	58.41	2:37.560
25	26	D	Melvin FLOYD		Fiat 124	19:22.018	7	1 LAP	58.38	2:37.742
26	30	F	Tim BURRETT		Lancia Aurelia B20	19:25.373	7	1 LAP	58.21	2:40.021
27	19	F	Chris GAWNE		Lancia Aurelia B20 GT	19:40.959	7	1 LAP	57.44	2:42.123
28	48	C	Stephen GARRETT		Lotus BMC 7 S1	19:43.903	7	1 LAP	57.30	2:42.582

NOT CLASSIFIED

27	B	Chris BURBURY		Triumph TR5	13:46.838	5	D.N.F.	58.60	2:28.640
46	C	Peter ST BARBE		Lotus Elan S4	8:30.494	3	D.N.F.	56.95	2:40.882
65	E	Karen LINE		Turner Mk2	9:01.081	3	D.N.F.	53.73	2:48.394
59	A	Malcolm VEREY		Sunbeam Tiger	3:47.798	1	D.N.F.	42.54	

FASTEST LAP

4	A	Bruce STAPLETON		Morgan Plus 8	2:20.290	8	69.08mph	111.17kph
25	C	David RANDALL		Ginetta G4	2:22.136	6	68.18mph	109.72kph
73	B	Tony HILL		AC Ace Ford	2:26.575	7	66.11mph	106.40kph
2	D	Robert BARRIE		Porsche 911S	2:30.666	6	64.32mph	103.51kph
71	E	Dick COFFEY		Turner Mk1	2:30.675	8	64.31mph	103.51kph
20	Inv	Michael O'SHEA		Jaguar XK150S	2:32.834	7	63.41mph	102.04kph
98	F	Nick ASHMAN		MG TF	2:38.538	5	61.12mph	98.37kph

Oulton Park
Circuit Length = 2.6920 miles.
Start: 14:13 End: 14:32

These results are provisional until the conclusion of any judicial and technical matters.

Clerk of Course:	Stewards:	Timekeeper:
------------------	-----------	-------------

HSCC "The School Garage" Historic Road Sports LAP CHART

Lap 1			Lap 2			Lap 3			Lap 4			Lap 5		
No	Behind	Laptime	No	Behind	Laptime	No	Behind	Laptime	No	Behind	Laptime	No	Behind	Laptime
4		2:26.000	4		2:23.570	4		2:22.582	4		2:20.737	4		2:21.319
18	2.309	2:28.309	18	4.176	2:25.437	18	3.583	2:21.989	18	4.159	2:21.313	18	3.618	2:20.778
25	8.155	2:34.155	25	13.005	2:28.420	25	19.332	2:28.909	25	24.592	2:25.997	25	27.844	2:24.571
51	8.471	2:34.471	51	14.973	2:30.072	51	20.478	2:28.087	51	25.563	2:25.822	51	30.203	2:25.959
22	14.409	2:40.409	22	25.740	2:34.901	22	35.799	2:32.641	73	43.897	2:28.306	73	49.780	2:27.202
2	16.303	2:42.303	2	27.850	2:35.117	73	36.328	2:30.321	1	50.201	2:29.553	1	56.959	2:28.077
15	17.483	2:43.483	73	28.589	2:32.223	1	41.385	2:32.515	22	50.817	2:35.755	22	1:01.312	2:31.814
71	19.720	2:45.720	15	29.544	2:35.631	15	43.273	2:36.311	15	54.072	2:31.536	15	1:02.881	2:30.128
73	19.936	2:45.936	1	31.452	2:33.791	2	43.897	2:38.629	2	56.105	2:32.945	56	1:03.660	2:26.566
1	21.231	2:47.231	71	32.526	2:36.376	71	45.130	2:35.186	71	56.811	2:32.418	2	1:06.967	2:32.181
20	23.156	2:49.156	20	36.458	2:36.872	7	46.317	2:32.222	27	57.558	2:28.640	71	1:07.665	2:32.173
7	24.114	2:50.114	7	36.677	2:36.133	20	49.351	2:35.475	7	58.293	2:32.713	7	1:08.236	2:31.262
10	25.855	2:51.855	27	40.016	2:32.910	27	49.655	2:32.221	56	58.413	2:29.209	20	1:17.829	2:35.377
31	26.177	2:52.177	31	41.533	2:38.926	56	49.941	2:30.757	20	1:03.771	2:35.157	31	1:18.046	2:33.212
46	28.755	2:54.755	56	41.766	2:34.137	31	54.281	2:35.330	31	1:06.153	2:32.609	44	1:18.570	2:29.850
45	29.041	2:55.041	10	44.610	2:42.325	44	58.462	2:34.588	44	1:10.039	2:32.314	42	1:28.034	2:30.246
44	29.430	2:55.430	46	46.067	2:40.882	10	1:02.575	2:40.547	42	1:19.107	2:30.040	10	1:38.838	2:38.123
27	30.676	2:56.676	44	46.456	2:40.596	45	1:05.722	2:40.328	10	1:22.034	2:40.196	45	1:39.531	2:38.540
56	31.199	2:57.199	45	47.976	2:42.505	99	1:09.489	2:40.426	45	1:22.310	2:37.325	94	1:40.308	2:38.439
99	34.460	3:00.460	99	51.645	2:40.755	42	1:09.804	2:31.880	94	1:23.188	2:33.506	99	1:46.167	2:39.030
94	35.308	3:01.308	94	52.332	2:40.594	94	1:10.419	2:40.669	99	1:28.456	2:39.704	27	1:52.630	3:16.391P
23	38.603	3:04.603	42	1:00.506	2:33.969	46	1:18.342	2:54.857P	23	1:43.330	2:41.278	17	2:02.646	2:36.404
26	39.622	3:05.622	23	1:00.654	2:45.621	23	1:22.789	2:44.717	35	1:47.482	2:44.565	23	2:04.122	2:42.111
35	40.086	3:06.086	35	1:01.506	2:44.990	35	1:23.654	2:44.730	26	1:47.527	2:44.029	98	2:05.141	2:38.538
30	40.422	3:06.422	26	1:01.765	2:45.713	98	1:23.772	2:43.762	17	1:47.561	2:41.910	35	2:08.538	2:42.375
98	40.953	3:06.953	30	1:02.267	2:45.415	26	1:24.235	2:45.052	98	1:47.922	2:44.887	26	2:08.777	2:42.569
19	43.941	3:09.941	98	1:02.592	2:45.209	30	1:24.532	2:44.847	30	1:49.021	2:45.226	30	2:09.701	2:41.999
48	45.757	3:11.757	19	1:07.996	2:47.625	17	1:26.388	2:36.362	19	1:51.721	2:42.123	19	2:15.075	2:44.673
65	47.957	3:13.957	48	1:09.260	2:47.073	19	1:30.335	2:44.921	48	1:53.730	2:42.582	48	2:16.305	2:43.894
42	50.107	3:16.107	17	1:12.608	2:38.804	48	1:31.885	2:45.207						
17	57.374	3:23.374	65	1:12.781	2:48.394	65	1:48.929	2:58.730P						
59	1:21.798	3:47.798P												

Oulton Park
Circuit Length = 2.6920 miles.
Start: 14:13 End: 14:32

HSCC "The School Garage" Historic Road Sports LAP CHART

(contd.)

Lap 6			Lap 7			Lap 8			Lap 9			Lap 10		
No	Behind	Laptime	No	Behind	Laptime	No	Behind	Laptime	No	Behind	Laptime	No	Behind	Laptime
4		2:21.257	4		2:22.481	4		2:20.290						
18	3.217	2:20.856	23	1 LAP	2:41.680	18	2.742	2:20.507						
25	28.723	2:22.136	18	2.525	2:21.789	17	1 LAP	2:36.823						
51	33.478	2:24.532	98	1 LAP	2:41.131	23	1 LAP	2:38.402						
73	56.736	2:28.213	35	1 LAP	2:41.067	98	1 LAP	2:39.109						
1	1:02.867	2:27.165	26	1 LAP	2:41.291	35	1 LAP	2:37.560						
22	1:09.948	2:29.893	30	1 LAP	2:41.443	26	1 LAP	2:37.742						
15	1:11.565	2:29.941	19	1 LAP	2:44.847	30	1 LAP	2:40.021						
56	1:12.046	2:29.643	48	1 LAP	2:46.534	25	33.147	2:24.341						
2	1:16.376	2:30.666	25	29.096	2:22.854	51	36.870	2:23.504						
7	1:19.665	2:32.686	51	33.656	2:22.659	19	1 LAP	2:46.829						
31	1:27.414	2:30.625	73	1:00.830	2:26.575	48	1 LAP	2:46.856						
44	1:27.840	2:30.527	1	1:07.187	2:26.801	73	1:10.157	2:29.617						
20	1:33.519	2:36.947	56	1:16.344	2:26.779	1	1:13.719	2:26.822						
71	1:33.970	2:47.562	22	1:17.585	2:30.118	56	1:20.918	2:24.864						
42	1:35.383	2:28.606	15	1:17.846	2:28.762	15	1:29.950	2:32.394						
45	1:52.787	2:34.513	2	1:25.300	2:31.405	22	1:30.580	2:33.285						
10	1:54.086	2:36.505	7	1:32.800	2:35.616	2	1:40.181	2:35.171						
94	1:54.324	2:35.273	31	1:36.320	2:31.387	7	1:50.760	2:38.250						
99	2:03.368	2:38.458	44	1:36.781	2:31.422	42	1:54.355	2:30.254						
17	2:16.194	2:34.805	20	1:43.872	2:32.834	44	1:55.638	2:39.147						
			42	1:44.391	2:31.489	20	1:57.307	2:33.725						
			71	1:51.757	2:40.268	31	1:58.518	2:42.488						
			94	2:07.484	2:35.641	71	2:02.142	2:30.675						
			45	2:11.474	2:41.168	94	2:20.394	2:33.200						
			10	2:13.042	2:41.437	45	2:22.553	2:31.369						
			99	2:17.762	2:36.875	10	2:30.586	2:37.834						
						99	2:34.702	2:37.230						

HSCC "Duo" Derek Bell Trophy QUALIFYING - Race 6

POS	NO	CL	NAME	NAT	ENTRY	TIME	LAPS	GAP	MPH
1	25	C	Christian FISCHER		Chevron B25	1:39.476	8		97.42
2	54	B	Mark DWYER		March 742	1:39.557	11	0.081	97.34
3	51	B	Steve MAXTED		Lola T360	1:39.742	12	0.266	97.16
4	27	B	James MURRAY		Brabham BT36	1:41.668	10	2.192	95.32
5	1	A	Frank LYONS		Lola T332	1:41.917	9	2.441	95.08
6	26	C	Sandy WATSON		Chevron B39	1:43.092	11	3.616	94.00
7	77	B	Amanda WHITAKER		Chevron B34	1:43.286	11	3.810	93.82
8	52	A	John MONSON		Chevron B28	1:45.469	11	5.993	91.88
9	7	C	Chris SHARPLES		Chevron B29	1:46.789	7	7.313	90.75
10	6	C	Rob HARVEY		Lotus 69	1:47.129	9	7.653	90.46
11	62	A	Nick SHRIGLEY-FEIGL		Lola T300	1:47.478	8	8.002	90.16
12	19	B	John HOLMES		March 772P	1:47.711	11	8.235	89.97
13	63	C	Paul SMITH		Ralt RT1	1:48.676	11	9.200	89.17
14	92	B	Mark GRIFFITHS		Surtees TS15	1:50.135	9	10.659	87.99
15	10	E	Peter MEYRICK		Reynard SF79	1:51.911	9	12.435	86.59
16	81	B	Michael SIDGWICK		Chevron B40	1:56.926	10	17.450	82.88
17	61	A	Josephine SEBASTIAN		Lola T300	1:59.244	10	19.768	81.27
18	74	A	Judy LYONS		Gurney Eagle	2:06.761	9	27.285	76.45

Cars 61 & 62 - Please fit working transponders before racing

Oulton Park
Circuit Length = 2.6920 miles.
Start: 16:09 End: 16:28

These results are provisional until the conclusion of any judicial and technical matters.

Clerk of Course:	Stewards:	Timekeeper:
------------------	-----------	-------------

HSCC "Duo" Derek Bell Trophy LAP ANALYSIS

1	Frank LYONS	Lola T332
1 - X:00.000	6 - 3:05.336	
2 - 1:43.705	7 - 1:41.917	
3 - 1:45.278	8 - 1:43.020	
4 - 1:47.606	9 - 1:51.475P	
5 - 2:00.148P		
6	Rob HARVEY	Lotus 69
1 - X:00.000	6 - 1:47.899	
2 - 1:51.449	7 - 1:48.464	
3 - 1:49.646	8 - 1:47.129	
4 - 1:48.486	9 - 1:57.927P	
5 - 1:48.642		
7	Chris SHARPLES	Chevron B29
1 - X:00.000	6 - 1:46.789	
2 - 1:52.841	7 - 1:57.764P	
3 - 1:49.910		
4 - 1:49.372		
5 - 1:49.360		
10	Peter MEYRICK	Reynard SF79
1 - X:00.000	6 - 2:16.197P	
2 - 1:54.409	7 - 5:21.789	
3 - 1:52.810	8 - 1:51.911	
4 - 1:52.657	9 - 1:54.073	
5 - 1:52.343		
19	John HOLMES	March 772P
1 - X:00.000	6 - 1:52.003	11 - 1:51.514
2 - 1:55.590	7 - 1:50.204	
3 - 1:58.131	8 - 1:51.153	
4 - 1:52.811	9 - 1:47.711	
5 - 1:50.967	10 - 1:48.282	
25	Christian FISCHER	Chevron B25
1 - X:00.000	6 - 1:44.248P	
2 - 1:43.001	7 - 3:28.448	
3 - 1:39.476	8 - 1:45.962P	
4 - 1:43.901		
5 - 1:41.135		

Cars 61 & 62 - Please fit working transponders before racing

HSCC "Duo" Derek Bell Trophy LAP ANALYSIS

(contd.)

26	Sandy WATSON	Chevron B39
1 - X:00.000	6 - 1:46.387	11 - 2:02.181P
2 - 1:51.901	7 - 1:44.439	
3 - 1:48.475	8 - 1:46.766	
4 - 1:45.873	9 - 1:43.092	
5 - 1:44.741	10 - 1:43.894	
27	James MURRAY	Brabham BT36
1 - X:00.000	6 - 1:45.995	
2 - 1:49.055	7 - 1:42.870	
3 - 1:47.242	8 - 1:53.463	
4 - 1:43.363	9 - 1:41.668	
5 - 1:46.295	10 - 1:42.203	
51	Steve MAXTED	Lola T360
1 - X:00.000	6 - 1:39.742	11 - 1:40.195
2 - 1:44.529	7 - 1:43.340	12 - 1:47.166
3 - 1:43.382	8 - 1:50.540	
4 - 1:44.293	9 - 1:40.415	
5 - 1:42.371	10 - 1:42.184	
52	John MONSON	Chevron B28
1 - X:00.000	6 - 1:48.154	11 - 1:48.097
2 - 1:53.603	7 - 1:48.441	
3 - 1:50.310	8 - 1:47.268	
4 - 1:48.963	9 - 1:46.290	
5 - 1:49.434	10 - 1:45.469	
54	Mark DWYER	March 742
1 - X:00.000	6 - 1:39.557	11 - 1:49.519P
2 - 1:45.228	7 - 1:47.327P	
3 - 1:40.858	8 - 3:33.692	
4 - 1:41.981	9 - 1:40.063	
5 - 1:42.638	10 - 1:39.733	
61	Josephine SEBASTIAN	Lola T300
1 - X:00.000	6 - 2:06.954	
2 - 2:11.061	7 - 2:02.341	
3 - 2:10.054	8 - 2:01.791	
4 - 2:09.277	9 - 1:59.244	
5 - 2:07.095	10 - 2:16.788P	

Cars 61 & 62 - Please fit working transponders before racing

HSCC "Duo" Derek Bell Trophy LAP ANALYSIS


(contd.)

62	Nick SHRIGLEY-FEIGL	Lola T300
1 - X:00.000	6 - 1:47.478	
2 - 1:56.005	7 - 1:47.623	
3 - 1:55.001	8 - 1:58.324P	
4 - 1:51.417		
5 - 1:49.102		
63	Paul SMITH	Ralt RT1
1 - X:00.000	6 - 1:50.379	11 - 1:49.532
2 - 1:53.336	7 - 1:52.741	
3 - 1:53.571	8 - 1:51.295	
4 - 1:50.183	9 - 1:48.676	
5 - 1:48.886	10 - 1:48.801	
74	Judy LYONS	Gurney Eagle
1 - X:00.000	6 - 2:17.051	
2 - 2:16.508	7 - 2:12.142	
3 - 2:10.262	8 - 2:06.761	
4 - 2:12.930	9 - 2:12.113	
5 - 2:15.240		
77	Amanda WHITAKER	Chevron B34
1 - X:00.000	6 - 1:49.866	11 - 1:43.317
2 - 1:48.770	7 - 1:43.859	
3 - 1:46.620	8 - 1:43.688	
4 - 1:46.070	9 - 1:43.286	
5 - 1:44.810	10 - 1:43.902	
81	Michael SIDGWICK	Chevron B40
1 - X:00.000	6 - 2:00.558	
2 - 1:59.816	7 - 1:58.945	
3 - 1:59.772	8 - 1:56.926	
4 - 1:57.682	9 - 2:00.441	
5 - 1:57.195	10 - 2:00.383	
92	Mark GRIFFITHS	Surtees TS15
1 - X:00.000	6 - 1:50.406	
2 - 1:54.082	7 - 1:51.704	
3 - 1:53.948	8 - 1:53.769	
4 - 1:50.135	9 - 2:08.718P	
5 - 1:53.258		

Cars 61 & 62 - Please fit working transponders before racing

HSCC "Duo" Derek Bell Trophy

GRID - Race 6

ROW 9	1:59.244 61 SEBASTIAN	2:06.761 74 LYONS
ROW 8	1:51.911 10 MEYRICK	1:56.926 81 SIDGWICK
ROW 7	1:48.676 63 SMITH	1:50.135 92 GRIFFITHS
ROW 6	1:47.478 62 SHRIGLEY-FEIGL	1:47.711 19 HOLMES
ROW 5	1:46.789 7 SHARPLES	1:47.129 6 HARVEY
ROW 4	1:43.286 77 WHITAKER	1:45.469 52 MONSON
ROW 3	1:41.917 1 LYONS	1:43.092 26 WATSON
ROW 2	1:39.742 51 MAXTED	1:41.668 27 MURRAY
ROW 1	1:39.476 25 FISCHER	1:39.557 54 DWYER
POLE		
		

Cars 61 & 62 - Please fit working transponders before racing

Oulton Park
Circuit Length = 2.6920 miles.
Start: 16:09 End: 16:28

These results are provisional until the conclusion of any judicial and technical matters.

Clerk of Course:	Stewards:	Timekeeper:

HSCC "Duo" Derek Bell Trophy

RACE RESULT - Race 6

POS	NO	CL	NAME	NAT	ENTRY	TIME	LAPS	GAP	MPH	BEST
1	1	A	Frank LYONS		Lola T332	18:55.830	10		85.32	1:49.516
2	26	C	Sandy WATSON		Chevron B39	19:08.557	10	12.727	84.37	1:49.270
3	77	C	Amanda WHITAKER		Chevron B34	19:09.632	10	13.802	84.29	1:49.818
4	54	B	Mark DWYER		March 742	19:22.787	10	26.957	83.34	1:52.058
5	7	C	Chris SHARPLES		Chevron B29	19:25.495	10	29.665	83.15	1:50.064
6	51	B	Steve MAXTED		Lola T360	19:40.886	10	45.056	82.06	1:54.583
7	92	B	Mark GRIFFITHS		Surtees TS15	19:41.803	10	45.973	82.00	1:52.926
8	63	C	Paul SMITH		Ralt RT1	19:58.406	10	1:02.576	80.86	1:50.933
9	19	B	John HOLMES		March 772P	20:06.541	10	1:10.711	80.32	1:53.399
10	10	E	Peter MEYRICK		Reynard SF79	20:24.557	10	1:28.727	79.14	1:59.354
11	52	A	John MONSON		Chevron B28	20:33.482	10	1:37.652	78.56	1:54.703
12	81	B	Michael SIDGWICK		Chevron B40	20:36.538	10	1:40.708	78.37	1:57.148
13	44	A	Anthony TAYLOR		Chevron B24	19:27.087	9	1 LAP	74.73	2:04.244
14	61	A	Josephine SEBASTIAN		Lola T300	20:15.907	9	1 LAP	71.73	2:01.542
15	74	A	Judy LYONS		Gurney Eagle	20:49.671	9	1 LAP	69.79	2:10.657

NOT CLASSIFIED

62	A	Nick SHRIGLEY-FEIGL		Lola T300	12:28.785	6	D.N.F.	77.65	1:55.251
6	C	Rob HARVEY		Lotus 69	8:43.392	3	D.N.F.	55.54	2:21.235
25	B	Christian FISCHER		Chevron B25	3:48.245	2	D.N.F.	84.91	1:52.281

FASTEST LAP

26	C	Sandy WATSON		Chevron B39	1:49.270	10	88.69mph	142.73kph
1	A	Frank LYONS		Lola T332	1:49.516	7	88.49mph	142.41kph
54	B	Mark DWYER		March 742	1:52.058	7	86.48mph	139.18kph
10	E	Peter MEYRICK		Reynard SF79	1:59.354	6	81.19mph	130.67kph

These results are provisional until the conclusion of any judicial and technical matters.

Oulton Park
Circuit Length = 2.6920 miles.
Start: 14:54 End: 15:13

Clerk of Course:	Stewards:	Timekeeper:
------------------	-----------	-------------

HSCC "Duo" Derek Bell Trophy

LAP CHART

Lap 1			Lap 2			Lap 3			Lap 4			Lap 5		
No	Behind	Laptime	No	Behind	Laptime	No	Behind	Laptime	No	Behind	Laptime	No	Behind	Laptime
25		1:55.964	25		1:52.281	1		1:59.595	1		1:53.805	1		1:52.888
51	1.890	1:57.854	51	4.192	1:54.583	51	2.633	2:02.536	51	4.844	1:56.016	51	7.823	1:55.867
54	1.897	1:57.861	1	4.500	1:52.891	54	6.304	2:00.345	54	9.924	1:57.425	61	1 LAP	2:12.727
1	3.890	1:59.854	54	10.054	2:00.438	77	6.548	1:57.057	77	10.119	1:57.376	54	11.453	1:54.417
77	7.360	2:03.324	77	13.586	1:58.507	26	10.719	1:58.842	26	13.082	1:56.168	77	11.634	1:54.403
26	9.754	2:05.718	26	15.972	1:58.499	62	21.807	2:01.996	62	26.269	1:58.267	26	13.459	1:53.265
62	13.715	2:09.679	62	23.906	2:02.472	92	22.302	1:59.082	7	27.386	1:55.963	62	28.632	1:55.251
7	14.380	2:10.344	92	27.315	2:00.963	7	25.228	1:58.338	92	27.957	1:59.460	7	29.722	1:55.224
10	18.502	2:14.466	10	29.536	2:03.315	10	27.631	2:02.190	10	34.972	2:01.146	92	30.559	1:55.490
92	18.633	2:14.597	7	30.985	2:08.886	81	42.163	2:07.624	19	47.890	1:58.854	10	43.567	2:01.483
81	24.296	2:20.260	81	38.634	2:06.619	19	42.841	2:01.721	63	50.296	1:58.109	19	52.109	1:57.107
6	25.271	2:21.235	19	45.215	2:08.935	63	45.992	2:01.046	81	53.946	2:05.588	63	52.562	1:55.154
52	25.888	2:21.852	52	48.221	2:14.614	52	53.307	2:09.181	6	1 LAP	4:01.939P	81	1:02.567	2:01.509
19	28.561	2:24.525	63	49.041	2:03.940	44	59.073	2:11.933	52	1:04.649	2:05.147	52	1:13.314	2:01.553
44	30.799	2:26.763	44	51.235	2:12.717	74	1:17.145	2:19.060	44	1:13.529	2:08.261	44	1:28.186	2:07.545
74	35.720	2:31.684	6	53.208	2:20.218P	61	1:45.168	2:15.611	74	1:39.939	2:16.599			
63	37.382	2:33.346	74	1:02.180	2:18.741									
61	1:09.756	3:05.720	61	1:33.652	2:16.177									

Oulton Park
 Circuit Length = 2.6920 miles.
 Start: 14:54 End: 15:13


HSCC "Duo" Derek Bell Trophy LAP CHART

(contd.)

Lap 6			Lap 7			Lap 8			Lap 9			Lap 10		
No	Behind	Laptime	No	Behind	Laptime	No	Behind	Laptime	No	Behind	Laptime	No	Behind	Laptime
1		1:50.677	1		1:49.516	1		1:51.465	1		1:51.363	1		1:53.776
51	13.679	1:56.533	54	17.305	1:52.058	44	1 LAP	2:04.482	77	16.768	1:49.818	26	12.727	1:49.270
54	14.763	1:53.987	77	17.885	1:52.422	77	18.313	1:51.893	26	17.233	1:49.725	77	13.802	1:50.810
77	14.979	1:54.022	26	18.132	1:52.559	54	18.779	1:52.939	44	1 LAP	2:04.244	54	26.957	1:58.233
26	15.089	1:52.307	51	21.951	1:57.788	26	18.871	1:52.204	54	22.500	1:55.084	7	29.665	1:50.064
74	1 LAP	2:20.964	7	33.913	1:51.613	51	28.891	1:58.405	7	33.377	1:50.171	44	1 LAP	2:04.880
61	1 LAP	2:10.889	92	42.072	1:56.631	7	34.569	1:52.121	51	38.056	2:00.528	51	45.056	2:00.776
7	31.816	1:52.771	74	1 LAP	2:17.212	92	44.420	1:53.813	92	45.983	1:52.926	92	45.973	1:53.766
92	34.957	1:55.075	61	1 LAP	2:05.014	61	1 LAP	2:04.200	63	1:05.419	1:51.678	63	1:02.576	1:50.933
10	52.244	1:59.354	10	1:02.326	1:59.598	63	1:05.104	1:53.929	19	1:11.088	1:55.445	19	1:10.711	1:53.399
19	55.995	1:54.563	19	1:02.428	1:55.949	19	1:07.006	1:56.043	61	1 LAP	2:04.027	61	1 LAP	2:01.542
63	56.366	1:54.481	63	1:02.640	1:55.790	10	1:11.924	2:01.063	10	1:21.353	2:00.792	10	1:28.727	2:01.150
62	59.075	2:21.120P	81	1:21.225	1:58.562	74	1 LAP	2:19.506	74	1 LAP	2:10.657	52	1:37.652	1:55.577
81	1:12.179	2:00.289	52	1:27.804	1:56.161	81	1:29.143	1:59.383	52	1:35.851	1:56.172	81	1:40.708	1:57.148
52	1:21.159	1:58.522				52	1:31.042	1:54.703	81	1:37.336	1:59.556	74	1 LAP	2:15.248
44	1:43.771	2:06.262												

Oulton Park
Circuit Length = 2.6920 miles.
Start: 14:54 End: 15:13

HSCC "Duo" Derek Bell Trophy GRID Race 11

ROW 9	6 HARVEY	25 FISCHER
ROW 8	74 LYONS	62 SHRIGLEY-FEIGL
ROW 7	44 TAYLOR	61 SEBASTIAN
ROW 6	52 MONSON	81 SIDGWICK
ROW 5	19 HOLMES	10 MEYRICK
ROW 4	92 GRIFFITHS	63 SMITH
ROW 3	7 SHARPLES	51 MAXTED
ROW 2	77 WHITAKER	54 DWYER
ROW 1	1 LYONS	26 WATSON
POLE		
		

Oulton Park
Circuit Length = 2.6920 miles.

These results are provisional until the conclusion of any judicial and technical matters.

Clerk of Course:

Stewards:

Timekeeper:

HSCC "Duo" Derek Bell Trophy

RACE RESULT - Race 11

POS	NO	CL	NAME	NAT	ENTRY	TIME	LAPS	GAP	MPH	BEST
1	1	A	Frank LYONS		Lola T332	25:09.431	15		96.30	1:39.030
2	25	B	Christian FISCHER		Chevron B25	25:20.341	15	10.910	95.61	1:37.449
3	54	B	Mark DWYER		March 742	25:56.617	15	47.186	93.38	1:41.232
4	77	C	Amanda WHITAKER		Chevron B34	26:18.807	15	1:09.376	92.07	1:43.822
5	26	C	Sandy WATSON		Chevron B39	26:28.731	15	1:19.300	91.49	1:43.443
6	92	B	Mark GRIFFITHS		Surtees TS15	26:31.921	15	1:22.490	91.31	1:44.744
7	7	C	Chris SHARPLES		Chevron B29	26:52.449	15	1:43.018	90.15	1:45.010
8	52	A	John MONSON		Chevron B28	25:21.009	14	1 LAP	89.20	1:45.651
9	19	B	John HOLMES		March 772P	25:28.646	14	1 LAP	88.75	1:45.877
10	63	C	Paul SMITH		Ralt RT1	25:38.087	14	1 LAP	88.21	1:46.885
11	6	C	Rob HARVEY		Lotus 69	26:10.602	14	1 LAP	86.38	1:48.232
12	81	B	Michael SIDGWICK		Chevron B40	25:51.596	13	2 LAPS	81.19	1:55.607
13	61	A	Josephine SEBASTIAN		Lola T300	26:18.550	13	2 LAPS	79.81	1:58.343
14	74	A	Judy LYONS		Gurney Eagle	27:14.900	13	2 LAPS	77.06	2:00.787
NOT CLASSIFIED										
10	E		Peter MEYRICK		Reynard SF79	20:43.740	11	D.N.F.	85.71	1:51.280
51	B		Steve MAXTED		Lola T360	8:30.681	5	D.N.F.	94.88	1:39.209
62	A		Nick SHRIGLEY-FEIGL		Lola T300	4:49.318	2	D.N.F.	66.99	2:04.199
FASTEST LAP										
25	B		Christian FISCHER		Chevron B25	1:37.449	9	99.44mph	160.04kph	
1	A		Frank LYONS		Lola T332	1:39.030	12	97.86mph	157.49kph	
26	C		Sandy WATSON		Chevron B39	1:43.443	9	93.68mph	150.77kph	
10	E		Peter MEYRICK		Reynard SF79	1:51.280	8	87.08mph	140.15kph	

Oulton Park
Circuit Length = 2.6920 miles.
Start: 13:33 End: 13:58

These results are provisional until the conclusion of any judicial and technical matters.

Clerk of Course:	Stewards:	Timekeeper:
------------------	-----------	-------------

HSCC "Duo" Derek Bell Trophy LAP CHART

Lap 1			Lap 2			Lap 3			Lap 4			Lap 5		
No	Behind	Laptime	No	Behind	Laptime	No	Behind	Laptime	No	Behind	Laptime	No	Behind	Laptime
1		1:43.068	1		1:42.004	1		1:41.530	1		1:41.034	1		1:39.844
54	1.804	1:44.872	54	1.032	1:41.232	51	4.731	1:45.115	51	3.836	1:40.139	51	3.201	1:39.209
51	2.238	1:45.306	51	1.146	1:40.912	25	8.644	1:39.719	25	5.376	1:37.766	25	14.906	1:49.374
26	5.787	1:48.855	26	9.352	1:45.569	26	13.726	1:45.904	26	17.429	1:44.737	54	21.413	1:42.782
77	6.986	1:50.054	25	10.455	1:41.704	77	15.434	1:45.807	54	18.475	1:43.562	26	22.280	1:44.695
7	7.726	1:50.794	77	11.157	1:46.175	54	15.947	1:56.445	77	20.370	1:45.970	77	25.234	1:44.708
92	8.325	1:51.393	7	12.088	1:46.366	7	18.154	1:47.596	7	22.130	1:45.010	92	28.391	1:45.715
25	10.755	1:53.823	92	12.696	1:46.375	92	18.482	1:47.316	92	22.520	1:45.072	63	42.013	1:48.198
63	12.072	1:55.140	63	19.331	1:49.263	63	27.149	1:49.348	63	33.659	1:47.544	7	43.882	2:01.596
10	14.837	1:57.905	10	26.312	1:53.479	52	35.346	1:50.370	52	43.106	1:48.794	52	51.382	1:48.120
52	15.321	1:58.389	52	26.506	1:53.189	19	35.845	1:48.644	19	43.698	1:48.887	19	51.944	1:48.090
62	21.131	2:04.199	19	28.731	1:48.653	10	38.925	1:54.143	10	50.326	1:52.435	6	1:02.575	1:51.292
19	22.082	2:05.150	6	35.036	1:51.138	6	43.241	1:49.735	6	51.127	1:48.920	10	1:03.475	1:52.993
81	23.546	2:06.614	81	41.548	2:00.006	81	57.535	1:57.517	81	1:13.572	1:57.071	81	1:30.798	1:57.070
6	25.902	2:08.970	61	47.747	2:00.069	61	1:04.765	1:58.548	61	1:24.947	2:01.216			
61	29.682	2:12.750	74	52.151	2:03.188	74	1:11.408	2:00.787	74	1:31.562	2:01.188			
74	30.967	2:14.035	62	1:24.246	2:45.119P									

Oulton Park
Circuit Length = 2.6920 miles.
Start: 13:33 End: 13:58

HSCC "Duo" Derek Bell Trophy LAP CHART

(contd.)

Lap 6			Lap 7			Lap 8			Lap 9			Lap 10		
No	Behind	Laptime	No	Behind	Laptime	No	Behind	Laptime	No	Behind	Laptime	No	Behind	Laptime
1		1:41.914	1		1:40.117	1		1:39.980	1		1:39.217	1		1:39.916
61	1 LAP	2:01.309	81	1 LAP	1:55.607	25	8.518	1:38.460	25	6.750	1:37.449	25	4.772	1:37.938
25	12.105	1:39.113	25	10.038	1:38.050	81	1 LAP	1:56.295	54	29.863	1:42.411	10	1 LAP	1:51.722
74	1 LAP	2:05.321	54	24.233	1:43.085	54	26.669	1:42.416	26	37.624	1:43.443	54	32.010	1:42.063
54	21.265	1:41.766	61	1 LAP	2:01.667	26	33.398	1:45.146	81	1 LAP	1:57.151	26	42.499	1:44.791
26	24.314	1:43.948	26	28.232	1:44.035	77	36.875	1:45.444	77	41.762	1:44.104	77	46.352	1:44.506
77	27.334	1:44.014	77	31.411	1:44.194	92	42.606	1:45.469	92	48.133	1:44.744	92	53.011	1:44.794
92	31.370	1:44.893	92	37.117	1:45.864	61	1 LAP	2:03.245	7	1:08.790	1:46.514	81	1 LAP	1:57.948
63	47.398	1:47.299	74	1 LAP	2:08.164	63	1:01.162	1:46.976	61	1 LAP	1:59.392	7	1:14.500	1:45.626
7	49.834	1:47.866	63	54.166	1:46.885	7	1:01.493	1:46.403	63	1:09.820	1:47.875	63	1:19.392	1:49.488
52	57.371	1:47.903	7	55.070	1:45.353	74	1 LAP	2:04.907	52	1:18.514	1:46.654	52	1:25.807	1:47.209
19	58.014	1:47.984	52	1:04.747	1:47.493	52	1:11.077	1:46.310	19	1:19.447	1:46.960	19	1:26.953	1:47.422
6	1:08.893	1:48.232	19	1:05.452	1:47.555	19	1:11.704	1:46.232	74	1 LAP	2:04.478	61	1 LAP	2:00.615
10	1:14.448	1:52.887	6	1:17.330	1:48.554	6	1:25.879	1:48.529	6	1:36.417	1:49.755			
			10	1:26.764	1:52.433	10	1:38.064	1:51.280						

HSCC "Duo" Derek Bell Trophy LAP CHART

(contd.)

Lap 11			Lap 12			Lap 13			Lap 14			Lap 15		
No	Behind	Laptime	No	Behind	Laptime	No	Behind	Laptime	No	Behind	Laptime	No	Behind	Laptime
1		1:40.614	1		1:39.030	1		1:39.502	1		1:42.213	1		1:39.448
25	2.547	1:38.389	25	2.553	1:39.036	25	1.035	1:37.984	25	2.800	1:43.978	25	10.910	1:47.558
6	1 LAP	1:51.417	61	2 LAPS	1:59.893	19	1 LAP	1:48.853	52	1 LAP	1:47.727	52	1 LAP	1:47.373
74	2 LAPS	2:06.634	6	1 LAP	1:50.996	61	2 LAPS	1:58.343	19	1 LAP	1:48.627	19	1 LAP	1:49.712
10	1 LAP	1:51.949	10	1 LAP	1:52.514	6	1 LAP	1:52.868	63	1 LAP	1:54.051	63	1 LAP	1:58.185P
54	34.104	1:42.708	54	37.192	1:42.118	54	41.232	1:43.542	81	2 LAPS	2:11.070	81	2 LAPS	2:01.927
26	45.705	1:43.820	74	2 LAPS	2:06.508	26	57.621	1:45.492	54	42.577	1:43.558	54	47.186	1:44.057
77	49.560	1:43.822	26	51.631	1:44.956	77	1:01.151	1:45.473	61	2 LAPS	1:59.784	6	1 LAP	1:53.516
92	57.694	1:45.297	77	55.180	1:44.650	92	1:13.091	1:48.143	6	1 LAP	1:56.680	61	2 LAPS	2:01.719
81	1 LAP	1:57.161	92	1:04.450	1:45.786	74	2 LAPS	2:07.380	26	1:02.478	1:47.070	77	1:09.376	1:45.598
7	1:20.247	1:46.361	7	1:27.328	1:46.111	7	1:33.820	1:45.994	77	1:03.226	1:44.288	26	1:19.300	1:56.270
63	1:28.693	1:49.915	81	1 LAP	1:56.159				92	1:15.847	1:44.969	92	1:22.490	1:46.091
52	1:30.844	1:45.651	63	1:37.583	1:47.920				74	2 LAPS	2:04.278	7	1:43.018	1:45.581
19	1:32.216	1:45.877	52	1:37.641	1:45.827				7	1:36.885	1:45.278	74	2 LAPS	2:08.032

Oulton Park
Circuit Length = 2.6920 miles.
Start: 13:33 End: 13:58

HSCC Invitation 2 Litre Sportscars

QUALIFYING - Race 7

POS	NO	CL	NAME	NAT	ENTRY	TIME	LAPS	GAP	MPH
1	20		Martin O'CONNELL		Chevron B19	1:39.914	8		96.99
2	3		Mike CATLOW		Chevron B19	1:41.027	11	1.113	95.92
3	68		Richard PIPER		Chevron B31	1:41.509	9	1.595	95.47
4	35		Sandy WATSON		Chevron B19	1:42.329	11	2.415	94.70
5	7		Helen BASHFORD		Chevron B19	1:42.726	9	2.812	94.34
6	12		Ross MAXWELL		Chevron B19	1:43.368	9	3.454	93.75
7	50		Robert BROOKS		Lola T212	1:45.117	11	5.203	92.19
8	86		Hugh PRICE		Chevron B21	1:45.875	9	5.961	91.53
9	8		David YATES		Chevron B16	1:45.948	9	6.034	91.47
10	28		Jim GATHERCOLE		Coldwell C14B	1:46.473	6	6.559	91.02
11	40		David METHLEY		Lenham Hurst GT	1:50.586	11	10.672	87.63
12	11		Richard STYLE		Chevron B16	1:52.610	10	12.696	86.06
13	16		Andrew MIDDLETON		Taydec Mk3/4	1:54.790	9	14.876	84.42
14	22		Guy MINSHAW		Chevron B8	1:56.144	6	16.230	83.44
15	15		Phillip NELSON		Chevron B8	1:57.306	10	17.392	82.61
16	14		Hugh COLEMAN		Chevron B8	1:58.028	9	18.114	82.10
17	42		LEIGHTON/TAYLOR		Chevron B8	1:58.994	9	19.080	81.44
18	6		THOMPSON/MCCLURG		Chevron B6	1:59.301	9	19.387	81.23
19	51		Tim COUSINS		Chevron B23	2:02.074	9	22.160	79.38
20	84		Lorraine GATHERCOLE		Coldwell C14	2:08.029	6	28.115	75.69
21	24		Tom THORNTON		GRD S74	25:56.178	1	24:16.264	6.22

CARS 3, 7, 12, 14, 68 & 86 Please fit working transponders before racing

Oulton Park
Circuit Length = 2.6920 miles.
Start: 16:43 End: 17:03

These results are provisional until the conclusion of any judicial and technical matters.

Clerk of Course:	Stewards:	Timekeeper:
------------------	-----------	-------------

HSCC Invitation 2 Litre Sportscars

LAP ANALYSIS

3	Mike CATLOW	Chevron B19
1 - X:00.000	6 - 1:46.752	11 - 1:41.027
2 - 1:51.233	7 - 1:42.635	
3 - 1:48.564	8 - 1:46.682	
4 - 1:42.908	9 - 1:41.684	
5 - 1:44.750	10 - 1:49.682	
6	THOMPSON/MCCLURG	Chevron B6
1 - X:00.000	6 - 2:01.654	
2 - 2:07.365	7 - 1:59.301	
3 - 2:06.187	8 - 2:12.563	
4 - 2:02.041	9 - 2:00.378	
5 - 2:03.137		
7	Helen BASHFORD	Chevron B19
1 - X:00.000	6 - 5:35.440	
2 - 1:49.209	7 - 1:48.156	
3 - 1:43.232	8 - 1:55.208	
4 - 1:42.726	9 - 1:42.753	
5 - 2:08.490P		
8	David YATES	Chevron B16
1 - X:00.000	6 - 3:58.477	
2 - 1:55.111	7 - 1:48.031	
3 - 1:51.971	8 - 1:45.948	
4 - 1:48.962	9 - 2:19.412P	
5 - 2:18.341P		
11	Richard STYLES	Chevron B16
1 - X:00.000	6 - 1:57.508	
2 - 2:01.644	7 - 1:53.029	
3 - 1:58.982	8 - 1:52.610	
4 - 1:56.487	9 - 1:58.528	
5 - 1:55.100	10 - 2:02.160P	
12	Ross MAXWELL	Chevron B19
1 - X:00.000	6 - 1:49.464P	
2 - 1:45.210	7 - 2:50.542	
3 - 1:43.785	8 - 2:06.112	
4 - 1:43.735	9 - 3:23.903P	
5 - 1:43.368		
14	Hugh COLEMAN	Chevron B8
1 -	6 - 1:59.286	
2 - X:00.000	7 - 2:06.022P	
3 - 2:01.008	8 - 3:49.971	
4 - 2:02.656	9 - 1:58.028	
5 - 2:00.861		

CARS 3, 7, 12, 14, 68 & 86 Please fit working transponders before racing

HSCC Invitation 2 Litre Sportscars

LAP ANALYSIS

(contd.)

15	Phillip NELSON	Chevron B8
1 - X:00.000	6 - 2:01.352	
2 - 2:08.355	7 - 1:59.570	
3 - 2:06.593	8 - 1:57.962	
4 - 2:04.524	9 - 1:59.166	
5 - 2:01.095	10 - 1:57.306	
16	Andrew MIDDLETON	Taydec Mk3/4
1 - X:00.000	6 - 1:54.790	
2 - 2:03.940	7 - 2:03.613P	
3 - 2:01.005	8 - 3:32.768	
4 - 2:00.077	9 - 1:56.903	
5 - 1:58.523		
20	Martin O'CONNELL	Chevron B19
1 - X:00.000	6 - 1:39.914	
2 - 1:41.516	7 - 1:48.084	
3 - 1:40.124	8 - 1:49.515P	
4 - 1:41.020		
5 - 1:55.256		
22	Guy MINSHAW	Chevron B8
1 - X:00.000	6 - 1:56.144	
2 - 2:02.917		
3 - 1:58.998		
4 - 1:57.074		
5 - 1:57.317		
24	Tom THORNTON	GRD S74
1 - X:00.000		
28	Jim GATHERCOLE	Coldwell C14B
1 - X:00.000	6 - 2:12.705P	
2 - 1:51.302		
3 - 1:49.409		
4 - 1:46.473		
5 - 1:47.324		
35	Sandy WATSON	Chevron B19
1 - X:00.000	6 - 1:42.329	11 - 1:44.117
2 - 1:49.580	7 - 1:42.361	
3 - 1:43.437	8 - 1:45.422	
4 - 1:43.766	9 - 1:42.693	
5 - 1:43.132	10 - 1:58.076	

CARS 3, 7, 12, 14, 68 & 86 Please fit working transponders before racing

HSCC Invitation 2 Litre Sportscars

LAP ANALYSIS

(contd.)

40	David METHLEY	Lenham Hurst GT
1 - X:00.000	6 - 1:52.304	11 - 1:50.586
2 - 1:56.437	7 - 1:52.404	
3 - 1:53.030	8 - 1:52.947	
4 - 1:52.906	9 - 1:51.407	
5 - 1:53.325	10 - 1:53.897	
42	LEIGHTON/TAYLOR	Chevron B8
1 - X:00.000	6 - 2:09.375P	
2 - 1:59.433	7 - 3:36.566	
3 - 1:59.539	8 - 1:59.164	
4 - 1:58.994	9 - 1:59.802	
5 - 1:59.113		
50	Robert BROOKS	Lola T212
1 - X:00.000	6 - 1:45.895	11 - 1:45.784
2 - 2:00.360	7 - 1:46.461	
3 - 1:54.604	8 - 1:45.117	
4 - 1:48.605	9 - 1:47.037	
5 - 1:46.247	10 - 1:45.335	
51	Tim COUSINS	Chevron B23
1 - X:00.000	6 - 2:02.074	
2 - 2:09.301	7 - 2:16.088	
3 - 2:05.266	8 - 2:05.813	
4 - 2:03.501	9 - 2:19.647P	
5 - 2:05.723		
68	Richard PIPER	Chevron B31
1 - X:00.000	6 - 4:53.789	
2 - 1:45.636	7 - 1:41.782	
3 - 1:43.028	8 - 2:01.206	
4 - 1:41.509	9 - 1:49.694P	
5 - 1:59.461P		
84	Lorraine GATHERCOLE	Coldwell C14
1 - X:00.000	6 - 2:30.397P	
2 - 2:09.750		
3 - 2:08.029		
4 - 2:08.282		
5 - 7:08.761		
86	Hugh PRICE	Chevron B21
1 - X:00.000	6 - 1:45.875	
2 - 1:51.414	7 - 1:47.964	
3 - 1:57.068	8 - 1:48.601	
4 - 1:47.622	9 - 1:58.584P	
5 - 1:49.481		

CARS 3, 7, 12, 14, 68 & 86 Please fit working transponders before racing

HSCC Invitation 2 Litre Sportscars

GRID - Race 7

ROW 11	25:56.178	24 THORNTON	
ROW 10	2:02.074	51 COUSINS	2:08.029 84 GATHERCOLE
ROW 9	1:58.994	42 LEIGHTON/TAYLOR	1:59.301 6 THOMPSON/MCCLURG
ROW 8	1:57.306	15 NELSON	1:58.028 14 COLEMAN
ROW 7	1:54.790	16 MIDDLETON	1:56.144 22 MINSHAW
ROW 6	1:50.586	40 METHLEY	1:52.610 11 STYLES
ROW 5	1:45.948	8 YATES	1:46.473 28 GATHERCOLE
ROW 4	1:45.117	50 BROOKS	1:45.875 86 PRICE
ROW 3	1:42.726	7 BASHFORD	1:43.368 12 MAXWELL
ROW 2	1:41.509	68 PIPER	1:42.329 35 WATSON
ROW 1	1:39.914	20 O'CONNELL	1:41.027 3 CATLOW
POLE			

CARS 3, 7, 12, 14, 68 & 86 Please fit working transponders before racing

Oulton Park
Circuit Length = 2.6920 miles.
Start: 16:43 End: 17:03

These results are provisional until the conclusion of any judicial and technical matters.

Clerk of Course:	Stewards:	Timekeeper:
------------------	-----------	-------------

HSCC Invitation 2 Litre Sportscars

RACE RESULT - Race 8

POS	NO	CL	NAME	NAT	ENTRY	TIME	LAPS	GAP	MPH	BEST
1	20		Martin O'CONNELL		Chevron B19	21:33.443	11		82.41	1:39.138
2	68		Richard PIPER		Chevron B31	21:34.371	11	0.928	82.35	1:40.794
3	35		Sandy WATSON		Chevron B19	23:07.518	11	1:34.075	76.83	1:42.182
4	12		Ross MAXWELL		Chevron B19	23:07.859	11	1:34.416	76.81	1:41.974
5	50		Robert BROOKS		Lola T212	23:11.036	11	1:37.593	76.63	1:44.348
6	8		David YATES		Chevron B16	23:15.341	11	1:41.898	76.39	1:45.891
7	86		Hugh PRICE		Chevron B21	23:23.149	11	1:49.706	75.97	1:45.059
8	16		Andrew MIDDLETON		Taydec Mk3/4	21:36.120	10	1 LAP	74.77	1:52.779
9	24		Tom THORNTON		GRD S74	21:36.499	10	1 LAP	74.74	1:50.740
10	15		Phillip NELSON		Chevron B8	21:38.923	10	1 LAP	74.61	1:53.878
11	14		Hugh COLEMAN		Chevron B8	21:49.270	10	1 LAP	74.02	1:57.108
12	22		Alan MINSHAW		Chevron B8	21:49.730	10	1 LAP	73.99	1:53.157
13	42		LEIGHTON/TAYLOR		Chevron B8	21:49.990	10	1 LAP	73.97	1:57.966
14	51		Tim COUSINS		Chevron B23	21:52.824	10	1 LAP	73.81	1:59.727
15	6		THOMPSON/MCCLURG		Chevron B6	22:00.708	10	1 LAP	73.37	1:59.004
16	7		Helen BASHFORD		Chevron B19	23:11.364	10	1 LAP	69.65	1:44.300
17	28		Jim GATHERCOLE		Coldwell C14B	21:37.240	9	2 LAPS	67.23	1:48.588
NOT CLASSIFIED										
40			David METHLEY		Lenham Hurst GT	11:50.782	6	D.N.F.	81.80	1:52.210
3			Mike CATLOW		Chevron B19	8:30.792	5	D.N.F.	94.86	1:40.781
84			Lorraine GATHERCOLE		Coldwell C14	4:57.280	2	D.N.F.	65.19	2:17.468
FASTEST LAP										
20			Martin O'CONNELL		Chevron B19	1:39.138	4	97.75mph	157.32kph	

car 22 includes 10 second start line penalty (out of position)

These results are provisional until the conclusion of any judicial and technical matters.

Oulton Park
Circuit Length = 2.6920 miles.
Start: 16:02 End: 16:24

Clerk of Course:	Stewards:	Timekeeper:
------------------	-----------	-------------

HSCC Invitation 2 Litre Sportscars LAP CHART

Lap 1			Lap 2			Lap 3			Lap 4			Lap 5		
No	Behind	Laptime	No	Behind	Laptime	No	Behind	Laptime	No	Behind	Laptime	No	Behind	Laptime
20		1:44.138	20		1:40.074	20		1:39.308	20		1:39.138	20		1:39.983
3	1.758	1:45.896	3	3.076	1:41.392	3	5.057	1:41.289	3	7.353	1:41.434	3	8.151	1:40.781
68	2.678	1:46.816	68	3.784	1:41.180	68	5.732	1:41.256	68	8.354	1:41.760	68	9.165	1:40.794
35	4.050	1:48.188	35	8.251	1:44.275	35	11.761	1:42.818	35	14.805	1:42.182	35	17.050	1:42.228
12	4.901	1:49.039	12	8.732	1:43.905	12	12.312	1:42.888	12	15.148	1:41.974	12	17.336	1:42.171
50	7.918	1:52.056	50	12.192	1:44.348	50	17.928	1:45.044	50	23.670	1:44.880	50	30.005	1:46.318
86	8.792	1:52.930	86	14.229	1:45.511	86	20.403	1:45.482	86	26.324	1:45.059	86	31.960	1:45.619
16	15.663	1:59.801	16	29.389	1:53.800	16	43.660	1:53.579	8	57.456	1:50.145	8	1:07.579	1:50.106
40	16.916	2:01.054	15	31.577	1:54.423	15	46.147	1:53.878	16	57.690	1:53.168	16	1:10.486	1:52.779
15	17.228	2:01.366	40	32.273	1:55.431	8	46.449	1:51.011	15	1:01.228	1:54.219	7	1 LAP	1:49.644
42	19.767	2:03.905	22	34.276	1:53.761	40	46.552	1:53.587	40	1:01.961	1:54.547	40	1:14.188	1:52.210
22	20.589	2:04.727	8	34.746	1:51.965	22	48.125	1:53.157	22	1:02.526	1:53.539	15	1:15.889	1:54.644
8	22.855	2:06.993	42	40.242	2:00.549	7	1 LAP	3:35.433	7	1 LAP	1:44.300	22	1:16.636	1:54.093
14	24.584	2:08.722	14	41.618	1:57.108	14	59.795	1:57.485	24	1:19.509	1:52.412	24	1:30.266	1:50.740
51	25.929	2:10.067	51	46.824	2:00.969	42	1:00.288	1:59.354	14	1:21.538	2:00.881	28	1 LAP	1:48.588
6	28.360	2:12.498	6	50.841	2:02.555	28	1 LAP	2:44.101	42	1:24.140	2:02.990	14	1:39.812	1:58.257
84	33.330	2:17.468	24	53.063	1:58.300	24	1:06.235	1:52.480	28	1 LAP	1:59.855			
24	34.837	2:18.975	84	1:33.068	2:39.812P	51	1:10.274	2:02.758	51	1:31.024	1:59.888			
7	42.236	2:26.374P				6	1:12.567	2:01.034	6	1:32.433	1:59.004			
28	1:38.849	3:22.987P												

Oulton Park
Circuit Length = 2.6920 miles.
Start: 16:02 End: 16:24

HSCC Invitation 2 Litre Sportscars

LAP CHART

(contd.)

Lap 6			Lap 7			Lap 8			Lap 9			Lap 10		
No	Behind	Laptime	No	Behind	Laptime	No	Behind	Laptime	No	Behind	Laptime	No	Behind	Laptime
20		1:41.571	20		1:45.139	20		2:22.099	20		3:15.438	20		2:21.533
42	1 LAP	1:59.271	40	1 LAP	2:13.953P	68	1.028	2:13.165	68	1.005	3:15.415	68	0.925	2:21.453
68	9.987	1:42.393	68	9.962	1:45.114	14	1 LAP	2:11.827	14	1 LAP	3:15.656	14	1 LAP	2:22.928
51	1 LAP	2:00.917	14	1 LAP	1:58.721	42	1 LAP	2:07.440	42	1 LAP	3:15.141	42	1 LAP	2:22.900
6	1 LAP	2:00.820	42	1 LAP	2:00.474	51	1 LAP	2:11.880	51	1 LAP	2:52.981	51	1 LAP	2:23.142
35	19.401	1:43.922	51	1 LAP	2:10.495	6	1 LAP	2:15.574	6	1 LAP	2:48.324	6	1 LAP	2:25.844
12	20.270	1:44.505	6	1 LAP	2:11.255	35	3:05.900	3:16.756	35	2:12.442	2:21.980	35	1:35.983	1:45.074
50	35.677	1:47.243	35	2:11.243	3:36.981	12	3:06.626	3:16.632	12	2:12.665	2:21.477	12	1:36.704	1:45.572
86	37.103	1:46.714	12	2:12.093	3:36.962	50	3:07.728	3:16.809	50	2:12.886	2:20.596	50	1:38.035	1:46.682
8	1:16.359	1:50.351	50	2:13.018	3:22.480	86	3:09.208	3:16.874	86	2:13.509	2:19.739	7	1 LAP	1:45.982
7	1 LAP	1:46.547	86	2:14.433	3:22.469	8	3:10.013	3:16.257	8	2:13.810	2:19.235	86	1:40.245	1:48.269
16	1:24.507	1:55.592	8	2:15.855	2:44.635	7	1 LAP	3:16.246	7	1 LAP	2:18.672	8	1:41.029	1:48.752
15	1:29.663	1:55.345	7	1 LAP	2:43.853	16	3:11.588	3:15.809	16	2:16.155	2:20.005			
22	1:30.688	1:55.623	16	2:17.878	2:38.510	15	3:12.279	3:15.892	15	2:16.960	2:20.119			
24	1:39.796	1:51.101	15	2:18.486	2:33.962	22	3:13.011	3:16.074	22	2:18.434	2:20.861			
28	1 LAP	1:51.901	22	2:19.036	2:33.487	24	3:13.428	3:16.378	24	2:18.565	2:20.575			
			24	2:19.149	2:24.492	28	1 LAP	3:15.457	28	1 LAP	2:20.484			
			28	1 LAP	2:23.152									

HSCC Invitation 2 Litre Sportscars


LAP CHART

(contd.)

Lap 11			Lap 12			Lap 13			Lap 14			Lap 15		
No	Behind	Laptime	No	Behind	Laptime	No	Behind	Laptime	No	Behind	Laptime	No	Behind	Laptime
20		1:45.022												
68	0.928	1:45.025												
16	1 LAP	1:53.077												
24	1 LAP	1:51.046												
28	2 LAPS	1:50.715												
15	1 LAP	1:55.075												
22	1 LAP	1:54.408												
14	1 LAP	1:57.685												
42	1 LAP	1:57.966												
51	1 LAP	1:59.727												
6	1 LAP	2:03.800												
35	1:34.075	1:43.114												
12	1:34.416	1:42.734												
50	1:37.593	1:44.580												
7	1 LAP	1:44.313												
8	1:41.898	1:45.891												
86	1:49.706	1:54.483												

HSCC Invitation 2 Litre Sportscars

GRID - Race 14

ROW 10	3 CATLOW	84 GATHERCOLE
ROW 9	28 GATHERCOLE	40 METHLEY
ROW 8	6 THOMPSON/MCCLURG	7 BASHFORD
ROW 7	42 LEIGHTON/TAYLOR	51 COUSINS
ROW 6	22 MINSHAW	14 COLEMAN
ROW 5	24 THORNTON	15 NELSON
ROW 4	86 PRICE	16 MIDDLETON
ROW 3	50 BROOKS	8 YATES
ROW 2	35 WATSON	12 MAXWELL
ROW 1	20 O'CONNELL	68 PIPER
POLE		
		

Oulton Park
Circuit Length = 2.6920 miles.
Start: 16:02 End: 16:24

These results are provisional until the conclusion of any judicial and technical matters.

Clerk of Course:

Stewards:

Timekeeper:

HSCC Invitation 2 Litre Sportscars

RACE RESULT - Race 14

POS	NO	CL	NAME	NAT	ENTRY	TIME	LAPS	GAP	MPH	BEST
1	20		Martin O'CONNELL		Chevron B19	25:22.073	15		95.50	1:39.387
2	68		Richard PIPER		Chevron B31	25:48.096	15	26.023	93.90	1:40.700
3	35		Sandy WATSON		Chevron B19	25:59.875	15	37.802	93.19	1:42.156
4	12		Ross MAXWELL		Chevron B19	26:05.508	15	43.435	92.85	1:43.164
5	7		Helen BASHFORD		Chevron B19	26:14.577	15	52.504	92.32	1:42.953
6	50		Robert BROOKS		Lola T212	26:47.336	15	1:25.263	90.44	1:45.565
7	86		Hugh PRICE		Chevron B21	26:49.217	15	1:27.144	90.33	1:45.633
8	8		David YATES		Chevron B16	25:25.491	14	1 LAP	88.94	1:47.838
9	28		Jim GATHERCOLE		Coldwell C14B	25:26.846	14	1 LAP	88.86	1:44.867
10	16		Andrew MIDDLETON		Taydec Mk3/4	26:25.534	14	1 LAP	85.57	1:50.931
11	11		Richard STYLES		Chevron B16	26:39.705	14	1 LAP	84.81	1:51.870
12	15		Phillip NELSON		Chevron B8	27:17.574	14	1 LAP	82.85	1:54.774
13	14		Hugh COLEMAN		Chevron B8	25:45.781	13	2 LAPS	81.50	1:55.799
14	22		Alan MINSHAW		Chevron B8	25:57.500	13	2 LAPS	80.89	1:55.565
15	51		Tim COUSINS		Chevron B23	25:58.011	13	2 LAPS	80.86	1:56.602
16	6		Sean MCCLURG		Chevron B6	26:26.549	13	2 LAPS	79.40	1:58.781
17	40		David METHLEY		Lenham Hurst GT	25:48.786	12	3 LAPS	75.08	1:52.455
NOT CLASSIFIED										
24			Tom THORNTON		GRD S74	18:47.630	10	D.N.F.	85.94	1:50.715
42			LEIGHTON/TAYLOR		Chevron B8	6:07.361	3	D.N.F.	79.14	1:59.172
84			Lorraine GATHERCOLE		Coldwell C14	2:29.145	1	D.N.F.	64.97	
FASTEST LAP										
20			Martin O'CONNELL		Chevron B19	1:39.387	4	97.51mph	156.92kph	

These results are provisional until the conclusion of any judicial and technical matters.

Oulton Park
Circuit Length = 2.6920 miles.
Start: 15:22 End: 15:47

Clerk of Course:	Stewards:	Timekeeper:
------------------	-----------	-------------

HSCC Invitation 2 Litre Sportscars

LAP CHART

Lap 1			Lap 2			Lap 3			Lap 4			Lap 5		
No	Behind	Laptime	No	Behind	Laptime	No	Behind	Laptime	No	Behind	Laptime	No	Behind	Laptime
20		1:42.906	20		1:40.368	20		1:39.411	20		1:39.387	20		1:40.968
68	2.023	1:44.929	68	2.599	1:40.944	68	3.888	1:40.700	68	6.417	1:41.916	22	1 LAP	2:00.056
35	5.914	1:48.820	35	9.873	1:44.327	35	14.451	1:43.989	35	19.466	1:44.402	68	8.388	1:42.939
12	6.868	1:49.774	12	10.670	1:44.170	12	14.799	1:43.540	12	19.783	1:44.371	35	21.537	1:43.039
50	10.054	1:52.960	50	16.326	1:46.640	50	23.043	1:46.128	50	30.426	1:46.770	12	22.085	1:43.270
8	11.571	1:54.477	8	19.080	1:47.877	7	25.529	1:45.430	7	30.679	1:44.537	7	36.600	1:46.889
86	12.001	1:54.907	86	19.302	1:47.669	86	26.841	1:46.950	86	33.434	1:45.980	50	36.843	1:47.385
16	16.116	1:59.022	7	19.510	1:43.617	8	28.464	1:48.795	8	37.409	1:48.332	86	38.615	1:46.149
7	16.261	1:59.167	24	28.595	1:51.949	24	39.899	1:50.715	28	50.219	1:49.196	8	45.734	1:49.293
24	17.014	1:59.920	16	29.780	1:54.032	28	40.410	1:48.232	24	51.563	1:51.051	28	58.746	1:49.495
40	19.523	2:02.429	28	31.589	1:49.547	16	42.314	1:51.945	16	54.458	1:51.531	24	1:02.006	1:51.411
15	21.345	2:04.251	40	32.429	1:53.274	40	46.007	1:52.989	40	59.643	1:53.023	16	1:05.287	1:51.797
28	22.410	2:05.316	15	38.886	1:57.909	15	54.249	1:54.774	11	1:09.475	1:54.090	40	1:11.556	1:52.881
14	23.475	2:06.381	14	40.409	1:57.302	11	54.772	1:53.639	15	1:10.726	1:55.864	11	1:21.362	1:52.855
11	25.544	2:08.450	11	40.544	1:55.368	14	56.797	1:55.799	14	1:13.720	1:56.310	15	1:25.049	1:55.291
42	25.813	2:08.719	42	44.915	1:59.470	42	1:04.676	1:59.172	51	1:26.015	2:00.389	14	1:29.071	1:56.319
51	27.332	2:10.238	51	46.459	1:59.495	51	1:05.013	1:57.965	6	1:27.730	1:58.781			
6	28.015	2:10.921	6	48.910	2:01.263	6	1:08.336	1:58.837						
22	39.561	2:22.467	22	1:00.660	2:01.467	22	1:20.549	1:59.300						
84	46.239	2:29.145P												

HSCC Invitation 2 Litre Sportscars

LAP CHART

(contd.)

Lap 6			Lap 7			Lap 8			Lap 9			Lap 10		
No	Behind	Laptime	No	Behind	Laptime	No	Behind	Laptime	No	Behind	Laptime	No	Behind	Laptime
20		1:41.922	20		1:40.877	20		1:41.551	20		1:40.839	20		1:40.874
51	1 LAP	1:58.507	14	1 LAP	1:57.433	11	1 LAP	1:51.949	40	1 LAP	1:54.198	24	1 LAP	1:52.874
6	1 LAP	1:59.380	68	12.519	1:43.938	15	1 LAP	1:56.020	11	1 LAP	1:53.030	16	1 LAP	1:53.295
68	9.458	1:42.992	51	1 LAP	1:59.260	68	13.812	1:42.844	68	16.820	1:43.847	68	18.580	1:42.634
22	1 LAP	1:58.394	35	23.982	1:42.156	14	1 LAP	1:58.434	15	1 LAP	1:55.415	11	1 LAP	1:53.932
35	22.703	1:43.088	12	26.434	1:43.984	35	24.987	1:42.556	35	26.925	1:42.777	35	30.350	1:44.299
12	23.327	1:43.164	6	1 LAP	2:03.270	12	28.714	1:43.831	12	32.210	1:44.335	12	35.816	1:44.480
7	37.631	1:42.953	22	1 LAP	1:58.494	51	1 LAP	1:57.956	14	1 LAP	1:59.464	15	1 LAP	1:56.508
50	40.786	1:45.865	7	39.777	1:43.023	7	42.944	1:44.718	7	45.201	1:43.096	7	48.154	1:43.827
86	42.326	1:45.633	50	45.474	1:45.565	6	1 LAP	2:00.834	51	1 LAP	1:57.858	40	1 LAP	2:27.948P
8	52.731	1:48.919	86	48.678	1:47.229	22	1 LAP	1:56.797	50	57.496	1:47.841	14	1 LAP	1:59.031
28	1:03.559	1:46.735	8	1:00.338	1:48.484	50	50.494	1:46.571	86	1:00.132	1:46.545	50	1:03.015	1:46.393
24	1:10.845	1:50.761	28	1:09.882	1:47.200	86	54.426	1:47.299	22	1 LAP	1:58.742	86	1:06.718	1:47.460
16	1:15.384	1:52.019	24	1:23.303	1:53.335	8	1:07.204	1:48.417	6	1 LAP	2:04.454	51	1 LAP	1:59.112
40	1:22.089	1:52.455	16	1:25.438	1:50.931	28	1:16.579	1:48.248	8	1:14.224	1:47.859	8	1:22.247	1:48.897
11	1:31.799	1:52.359	40	1:34.416	1:53.204	24	1:35.053	1:53.301	28	1:23.229	1:47.489	22	1 LAP	1:56.458
15	1:38.556	1:55.429				16	1:36.444	1:52.557				6	1 LAP	2:00.512
												28	1:29.992	1:47.637

HSCC Invitation 2 Litre Sportscars

LAP CHART

(contd.)

Lap 11			Lap 12			Lap 13			Lap 14			Lap 15		
No	Behind	Laptime	No	Behind	Laptime	No	Behind	Laptime	No	Behind	Laptime	No	Behind	Laptime
20		1:41.460	20		1:41.166	20		1:44.772	20		1:40.990	20		1:44.582
24	1 LAP	1:52.313	6	2 LAPS	2:02.117	51	2 LAPS	2:00.333	28	1 LAP	1:45.840	8	1 LAP	1:48.963
16	1 LAP	1:51.542	68	23.737	1:44.520	40	3 LAPS	4:16.084	14	2 LAPS	2:00.747	28	1 LAP	1:44.867
68	20.383	1:43.263	16	1 LAP	1:53.935	22	2 LAPS	1:57.234	40	3 LAPS	1:54.509	14	2 LAPS	1:58.793
35	32.259	1:43.369	35	35.156	1:44.063	68	23.596	1:44.631	51	2 LAPS	1:59.088	68	26.023	1:44.217
12	38.158	1:43.802	12	41.531	1:44.539	6	2 LAPS	1:59.945	22	2 LAPS	1:56.419	40	3 LAPS	1:55.792
11	1 LAP	1:53.975	11	1 LAP	1:51.870	35	34.007	1:43.623	68	26.388	1:43.782	22	2 LAPS	1:56.107
7	50.206	1:43.512	7	53.244	1:44.204	16	1 LAP	1:54.390	35	37.472	1:44.455	51	2 LAPS	2:01.208
15	1 LAP	1:56.289	15	1 LAP	1:57.139	12	40.764	1:44.005	12	44.177	1:44.403	35	37.802	1:44.912
50	1:08.397	1:46.842	50	1:15.123	1:47.892	7	51.676	1:43.204	6	2 LAPS	2:02.989	12	43.435	1:43.840
86	1:11.938	1:46.680	86	1:16.861	1:46.089	11	1 LAP	1:53.163	16	1 LAP	1:54.269	7	52.504	1:43.282
14	1 LAP	2:00.454	14	1 LAP	1:59.314	50	1:17.923	1:47.572	7	53.804	1:43.118	16	1 LAP	1:54.269
51	1 LAP	1:56.602	8	1:36.143	1:48.684	86	1:20.415	1:48.326	11	1 LAP	1:52.941	6	2 LAPS	2:03.246
8	1:28.625	1:47.838	28	1:44.410	1:49.371	15	1 LAP	1:56.586	50	1:23.060	1:46.127	11	1 LAP	1:52.084
28	1:36.205	1:47.673				8	1:40.027	1:48.656	86	1:25.583	1:46.158	50	1:25.263	1:46.785
22	1 LAP	1:55.565							15	1 LAP	1:56.835	86	1:27.144	1:46.143
												15	1 LAP	1:59.264

HSCC Classic Racing Cars for the Retro Track & Air trophy

QUALIFYING - Race 7

POS	NO	CL	NAME	NAT	ENTRY	TIME	LAPS	GAP	MPH
1	1	E2	Matthew WATTS		Brabham BT16	1:48.191	10		89.57
2	47	E4	John MOULDS		Brabham BT23	1:52.335	6	4.144	86.27
3	22	E4	Ian GRAY		Brabham BT30	1:54.011	10	5.820	85.00
4	44	E4	Michael SCOTT		March 702	1:54.884	10	6.693	84.35
5	30	E2	Richard KENDLE		Brabham BT21B	1:56.228	9	8.037	83.38
6	52	E4	John MONSON		Crossle 19F	1:56.712	10	8.521	83.03
7	21	E2	Neil BOWMAN		Macon MR6	1:58.442	10	10.251	81.82
8	37	D	James LONG		Brabham BT15	1:59.954	10	11.763	80.79
9	57	F	David WILD		Lola T200	2:00.033	10	11.842	80.73
10	25	E4	John COUNSELL		Brabham BT23C	2:00.819	10	12.628	80.21
11	20	F	Henry SCOTT		Lola T200	2:01.060	10	12.869	80.05
12	3	F	Chris ATKINSON		Merlyn Mk20	2:01.837	10	13.646	79.54
13	56	C	Cliff GIDDENS		Brabham BT16	2:02.348	10	14.157	79.21
14	96	D	Keith MESSER		Vesey Ford	2:03.458	10	15.267	78.49
15	46	F	Mike BROMLEY		Merlyn Mk11A	2:03.628	9	15.437	78.39
16	45	E2	Ronnie HAINES		Cooper T82	2:04.886	9	16.695	77.60
17	8	C	Rodger NEWMAN		Brabham BT14	2:06.914	9	18.723	76.36
18	75	F	Anthony GODDARD		Merlyn Mk20	2:07.452	9	19.261	76.03
19	7	E2	Paul BUSBY		Lola T100	2:11.950	9	23.759	73.44
20	62	E2	Alasdair PIKE		Brabham BT21	2:12.717	9	24.526	73.02
21	33	F	Roy MACGREGOR		Hawke DL2B	2:12.879	9	24.688	72.93
22	39	F	Michael RICHINGS		Alexis Mk15	2:13.005	9	24.814	72.86
23	27	D	Peter WILLIAMS		Brabham BT15	2:14.747	9	26.556	71.92
24	2	C	Scotty TAYLOR		Cooper T45	2:16.207	8	28.016	71.15
25	54	F	Jackie WALES		Merlyn Mk20A	2:16.651	9	28.460	70.91
26	95	C2	Rudolf ERNST		Lotus 22	2:16.722	9	28.531	70.88
27	16	D	Nigel MILLER		Brabham BT21	2:18.049	9	29.858	70.20
28	76	E2	Vernon WILLIAMSON		Ecosse Imp	2:19.515	6	31.324	69.46
29	81	D	Stephen WILKINSON		Brabham BT21	2:22.576	2	34.385	67.97
30	24	A	Ian ROBINSON		Autosud	2:38.286	7	50.095	61.22

Oulton Park
Circuit Length = 2.6920 miles.
Start: 17:19 End: 17:39

These results are provisional until the conclusion of any judicial and technical matters.

Clerk of Course:	Stewards:	Timekeeper:
------------------	-----------	-------------

HSCC Classic Racing Cars for the Retro Track & Air trophy

LAP ANALYSIS

1	Matthew WATTS	Brabham BT16
1 -	X:00.000	6 - 1:50.600
2 -	1:50.954	7 - 1:48.191
3 -	1:50.354	8 - 1:49.642
4 -	1:52.395	9 - 1:53.369
5 -	1:53.317	10 - 2:07.360P
2	Scotty TAYLOR	Cooper T45
1 -	X:00.000	6 - 2:16.925
2 -	2:26.063	7 - 2:16.207
3 -	2:20.536	8 - 2:34.883P
4 -	2:19.651	
5 -	2:21.595	
3	Chris ATKINSON	Merlyn Mk20
1 -	X:00.000	6 - 2:02.608
2 -	2:09.794	7 - 2:01.837
3 -	2:06.071	8 - 2:03.661
4 -	2:02.101	9 - 2:04.599
5 -	2:04.951	10 - 2:02.887
7	Paul BUSBY	Lola T100
1 -	X:00.000	6 - 2:12.635
2 -	2:17.889	7 - 2:55.918
3 -	2:20.141	8 - 2:17.277
4 -	2:15.302	9 - 2:15.685
5 -	2:11.950	
8	Rodger NEWMAN	Brabham BT14
1 -	X:00.000	6 - 2:10.046
2 -	2:12.750	7 - 2:06.914
3 -	2:12.399	8 - 2:07.878
4 -	2:09.262	9 - 2:18.680P
5 -	2:08.177	
16	Nigel MILLER	Brabham BT21
1 -	X:00.000	6 - 2:21.482
2 -	2:20.926	7 - 2:21.950
3 -	2:20.236	8 - 2:22.085
4 -	2:20.977	9 - 2:18.049
5 -	2:22.795	
20	Henry SCOTT	Lola T200
1 -	X:00.000	6 - 2:01.060
2 -	2:11.642	7 - 2:01.853
3 -	2:03.839	8 - 2:03.910
4 -	2:02.298	9 - 2:04.885
5 -	2:03.657	10 - 2:05.587

HSCC Classic Racing Cars for the Retro Track & Air trophy LAP ANALYSIS

(contd.)

21	Neil BOWMAN	Macon MR6
1 - X:00.000	6 - 1:58.619	
2 - 2:03.653	7 - 2:17.712	
3 - 2:00.299	8 - 2:01.154	
4 - 2:07.290	9 - 1:58.442	
5 - 1:59.293	10 - 2:18.021	
22	Ian GRAY	Brabham BT30
1 - X:00.000	6 - 1:57.911	
2 - 1:59.253	7 - 1:55.861	
3 - 1:55.152	8 - 1:54.011	
4 - 1:56.188	9 - 1:58.297	
5 - 1:57.272	10 - 2:08.560P	
24	Ian ROBINSON	Autosud
1 - X:00.000	6 - 2:44.933	
2 - 2:38.286	7 - 2:45.732	
3 - 2:45.204		
4 - 2:45.169		
5 - 2:47.765		
25	John COUNSELL	Brabham BT23C
1 - X:00.000	6 - 2:00.819	
2 - 2:10.824	7 - 2:01.844	
3 - 2:06.308	8 - 2:10.225	
4 - 2:01.516	9 - 2:06.841	
5 - 2:01.770	10 - 2:05.500	
27	Peter WILLIAMS	Brabham BT15
1 - X:00.000	6 - 2:15.620	
2 - 2:21.703	7 - 2:16.329	
3 - 2:18.082	8 - 2:14.747	
4 - 2:18.610	9 - 2:16.149	
5 - 2:19.857		
30	Richard KENDLE	Brabham BT21B
1 - X:00.000	6 - 2:00.046	
2 - 2:02.064	7 - 1:56.494	
3 - 1:56.245	8 - 1:57.767	
4 - 1:56.228	9 - 2:13.520P	
5 - 1:57.223		
33	Roy MACGREGOR	Hawke DL2B
1 - X:00.000	6 - 2:13.989	
2 - 2:20.281	7 - 2:13.835	
3 - 2:17.483	8 - 2:17.412	
4 - 2:15.719	9 - 2:18.183	
5 - 2:12.879		

HSCC Classic Racing Cars for the Retro Track & Air trophy LAP ANALYSIS

(contd.)

37	James LONG	Brabham BT15
1 - X:00.000	6 - 2:02.477	
2 - 2:01.209	7 - 2:02.244	
3 - 1:59.954	8 - 2:04.412	
4 - 2:00.999	9 - 2:05.899	
5 - 2:01.149	10 - 2:02.443	
39	Michael RICHINGS	Alexis Mk15
1 - X:00.000	6 - 2:16.590	
2 - 2:15.380	7 - 2:15.701	
3 - 2:13.005	8 - 2:17.300	
4 - 2:13.475	9 - 2:13.714	
5 - 2:13.374		
44	Michael SCOTT	March 702
1 - X:00.000	6 - 1:58.344	
2 - 1:57.987	7 - 1:59.139	
3 - 1:54.884	8 - 1:55.394	
4 - 1:55.209	9 - 1:58.144	
5 - 1:55.848	10 - 1:59.552	
45	Ronnie HAINES	Cooper T82
1 - X:00.000	6 - 2:05.455	
2 - 2:20.944	7 - 2:04.886	
3 - 2:07.772	8 - 2:09.811	
4 - 2:09.664	9 - 2:16.687	
5 - 2:07.340		
46	Mike BROMLEY	Merlyn Mk11A
1 - X:00.000	6 - 2:06.624	
2 - 2:09.491	7 - 2:05.218	
3 - 2:07.638	8 - 2:14.049	
4 - 2:04.529	9 - 2:16.698	
5 - 2:03.628		
47	John MOULDS	Brabham BT23
1 - X:00.000	6 - 2:08.198P	
2 - 2:05.675		
3 - 1:55.016		
4 - 1:53.448		
5 - 1:52.335		
52	John MONSON	Crossle 19F
1 - X:00.000	6 - 1:59.979	
2 - 2:02.785	7 - 1:57.714	
3 - 1:56.712	8 - 2:01.429	
4 - 1:58.152	9 - 2:02.821	
5 - 1:57.136	10 - 2:17.598P	

HSCC Classic Racing Cars for the Retro Track & Air trophy LAP ANALYSIS

(contd.)

54	Jackie WALES	Merlyn Mk20A
1 - X:00.000	6 - 2:21.901	
2 - 2:19.638	7 - 2:16.651	
3 - 2:24.301	8 - 2:19.730	
4 - 2:28.640	9 - 2:17.882	
5 - 2:21.318		
56	Cliff GIDDENS	Brabham BT16
1 - X:00.000	6 - 2:02.348	
2 - 2:10.148	7 - 2:10.272	
3 - 2:02.915	8 - 2:08.126	
4 - 2:04.768	9 - 2:07.523	
5 - 2:03.389	10 - 2:08.336	
57	David WILD	Lola T200
1 - X:00.000	6 - 2:00.097	
2 - 2:09.109	7 - 2:00.033	
3 - 2:03.914	8 - 2:00.704	
4 - 2:02.012	9 - 2:03.089	
5 - 2:01.562	10 - 2:01.391	
62	Alasdair PIKE	Brabham BT21
1 - X:00.000	6 - 2:17.105	
2 - 2:23.141	7 - 2:15.250	
3 - 2:18.224	8 - 2:15.284	
4 - 2:12.717	9 - 2:16.590	
5 - 2:16.686		
75	Anthony GODDARD	Merlyn Mk20
1 - X:00.000	6 - 2:09.470	
2 - 2:13.848	7 - 2:07.452	
3 - 2:10.041	8 - 2:09.085	
4 - 2:11.920	9 - 2:19.472P	
5 - 2:10.222		
76	Vernon WILLIAMSON	Ecosse Imp
1 - X:00.000	6 - 2:19.515	
2 - 2:21.054		
3 - 2:19.780		
4 - 2:22.902		
5 - 2:19.565		
81	Stephen WILKINSON	Brabham BT21
1 - X:00.000		
2 - 2:22.576		

HSCC Classic Racing Cars for the Retro Track & Air trophy LAP ANALYSIS


(contd.)

95	Rudolf ERNST	Lotus 22
1 - X:00.000	6 - 2:18.580	
2 - 2:28.951	7 - 2:20.071	
3 - 2:17.617	8 - 2:23.661	
4 - 2:17.022	9 - 2:16.722	
5 - 2:56.054		
96	Keith MESSER	Vesey Ford
1 - X:00.000	6 - 2:04.958	
2 - 2:15.420	7 - 2:04.307	
3 - 2:07.126	8 - 2:06.402	
4 - 2:07.976	9 - 2:04.624	
5 - 2:06.259	10 - 2:03.458	

HSCC Classic Racing Cars for the Retro Track & Air trophy

GRID - Race 7

ROW 15	2:22.576 81 WILKINSON	2:38.286 24 ROBINSON
ROW 14	2:18.049 16 MILLER	2:19.515 76 WILLIAMSON
ROW 13	2:16.651 54 WALES	2:16.722 95 ERNST
ROW 12	2:14.747 27 WILLIAMS	2:16.207 2 TAYLOR
ROW 11	2:12.879 33 MACGREGOR	2:13.005 39 RICHINGS
ROW 10	2:11.950 7 BUSBY	2:12.717 62 PIKE
ROW 9	2:06.914 8 NEWMAN	2:07.452 75 GODDARD
ROW 8	2:03.628 46 BROMLEY	2:04.886 45 HAINES
ROW 7	2:02.348 56 GIDDENS	2:03.458 96 MESSER
ROW 6	2:01.060 20 SCOTT	2:01.837 3 ATKINSON
ROW 5	2:00.033 57 WILD	2:00.819 25 COUNSELL
ROW 4	1:58.442 21 BOWMAN	1:59.954 37 LONG
ROW 3	1:56.228 30 KENDLE	1:56.712 52 MONSON
ROW 2	1:54.011 22 GRAY	1:54.884 44 SCOTT
ROW 1	1:48.191 1 WATTS	1:52.335 47 MOULDS
POLE		



Oulton Park
Circuit Length = 2.6920 miles.
Start: 17:19 End: 17:39

These results are provisional until the conclusion of any judicial and technical matters.

Clerk of Course:	Stewards:	Timekeeper:
------------------	-----------	-------------

HSCC Classic Racing Cars for the Retro Track & Air trophy

RACE RESULT - Race 7

POS	NO	CL	NAME	NAT	ENTRY	TIME	LAPS	GAP	MPH	BEST
1	1	E2	Matthew WATTS		Brabham BT16	18:45.027	10		86.14	1:50.112
2	44	E4	Michael SCOTT		March 702	19:02.158	10	17.131	84.85	1:52.241
3	30	E2	Richard KENDLE		Brabham BT21B	19:25.041	10	40.014	83.18	1:53.844
4	22	E4	Ian GRAY		Brabham BT30	19:25.591	10	40.564	83.14	1:52.424
5	52	E4	John MONSON		Crossle 19F	19:41.427	10	56.400	82.03	1:54.912
6	25	E4	John COUNSELL		Brabham BT23C	20:06.493	10	1:21.466	80.32	1:57.385
7	57	F	David WILD		Lola T200	20:10.386	10	1:25.359	80.06	1:57.997
8	37	D	James LONG		Brabham BT15	20:25.286	10	1:40.259	79.09	1:59.992
9	20	F	Henry SCOTT		Lola T200	20:38.291	10	1:53.264	78.26	2:00.277
10	45	E2	Ronnie HAINES		Cooper T82	18:50.616	9	1 LAP	77.14	2:02.903
11	46	F	Mike BROMLEY		Merlyn Mk11A	19:00.195	9	1 LAP	76.49	2:03.005
12	75	F	Anthony GODDARD		Merlyn Mk20	19:13.558	9	1 LAP	75.61	2:03.851
13	56	C	Cliff GIDDENS		Brabham BT16	19:13.630	9	1 LAP	75.60	2:05.153
14	8	C	Rodger NEWMAN		Brabham BT14	19:25.686	9	1 LAP	74.82	2:05.022
15	33	F	Roy MACGREGOR		Hawke DL2B	19:57.799	9	1 LAP	72.81	2:10.248
16	62	E2	Alasdair PIKE		Brabham BT21	20:01.708	9	1 LAP	72.58	2:06.289
17	27	D	Peter WILLIAMS		Brabham BT15	20:19.587	9	1 LAP	71.51	2:10.910
18	2	C	Scotty TAYLOR		Cooper T45	20:32.798	9	1 LAP	70.75	2:13.572
19	95	B	Rudolf ERNST		Lotus 22	20:34.207	9	1 LAP	70.67	2:11.352
20	54	F	Jackie WALES		Merlyn Mk20A	18:45.490	8	2 LAPS	68.88	2:13.644
21	76	B	Vernon WILLIAMSON		Ausper T3	19:24.622	8	2 LAPS	66.57	2:21.986
22	24	A	Ian ROBINSON		Autosud	21:19.795	8	2 LAPS	60.58	2:36.965

NOT CLASSIFIED

96	D	Keith MESSER	Vesey Ford	18:20.049	9	D.N.F.	79.28	1:58.754
39	F	Michael RICHINGS	Alexis Mk15	18:05.236	8	D.N.F.	71.44	2:12.072
81	D	Stephen WILKINSON	Brabham BT21	18:05.439	8	D.N.F.	71.42	2:11.877
47	E4	John MOULDS	Brabham BT23	6:20.350	3	D.N.F.	76.43	1:52.420
7	E2	Paul BUSBY	Lola T100	4:31.047	2	D.N.F.	71.50	2:10.446
3	F	Chris ATKINSON	Merlyn Mk20	4:32.041	2	D.N.F.	71.24	2:09.921
21	E2	Neil BOWMAN	Macon MR6		0	D.N.F.	N/A	

FASTEST LAP

1	E2	Matthew WATTS	Brabham BT16	1:50.112	8	88.01mph	141.64kph
44	E4	Michael SCOTT	March 702	1:52.241	5	86.34mph	138.95kph
57	F	David WILD	Lola T200	1:57.997	8	82.13mph	132.17kph
96	D	Keith MESSER	Vesey Ford	1:58.754	8	81.60mph	131.33kph
8	C	Rodger NEWMAN	Brabham BT14	2:05.022	7	77.51mph	124.75kph
95	B	Rudolf ERNST	Lotus 22	2:11.352	7	73.78mph	118.73kph
24	A	Ian ROBINSON	Autosud	2:36.965	2	61.74mph	99.36kph

Oulton Park
Circuit Length = 2.6920 miles.
Start: 15:24 End: 15:43

These results are provisional until the conclusion of any judicial and technical matters.

Clerk of Course:	Stewards:	Timekeeper:
------------------	-----------	-------------

HSCC Classic Racing Cars for the Retro Track & Air trophy

LAP CHART

Lap 1			Lap 2			Lap 3			Lap 4			Lap 5		
No	Behind	Laptime	No	Behind	Laptime	No	Behind	Laptime	No	Behind	Laptime	No	Behind	Laptime
47		1:58.770	1		1:50.618	1		1:50.174	1		1:52.639	1		1:52.451
1	0.709	1:59.479	47	1.093	1:52.420	44	4.179	1:52.324	44	4.403	1:52.863	95	1 LAP	2:12.156
44	0.721	1:59.491	44	2.029	1:52.635	22	5.824	1:53.719	22	6.321	1:53.136	44	4.193	1:52.241
22	1.182	1:59.952	22	2.279	1:52.424	30	13.540	1:58.311	30	22.335	2:01.434	76	1 LAP	2:25.444
30	2.485	2:01.255	30	5.403	1:54.245	52	22.781	1:57.280	52	28.841	1:58.699	22	28.620	2:14.750
37	9.700	2:08.470	52	15.675	1:55.731	57	28.885	2:00.252	24	1 LAP	2:42.862	30	28.776	1:58.892
57	10.521	2:09.291	37	18.365	1:59.992	37	29.176	2:00.985	57	36.866	2:00.620	52	32.037	1:55.647
3	11.151	2:09.921	57	18.807	1:59.613	25	33.541	2:00.968	37	37.202	2:00.665	37	46.521	2:01.770
52	11.271	2:10.041	25	22.747	2:01.282	96	35.198	2:01.319	25	39.462	1:58.560	57	46.658	2:02.243
25	12.792	2:11.562	20	23.858	2:01.389	47	40.079	2:29.160P	96	43.539	2:00.980	25	47.058	2:00.047
20	13.796	2:12.566	96	24.053	2:01.208	45	47.453	2:05.980	20	59.407	2:02.380	96	52.847	2:01.759
96	14.172	2:12.942	45	31.647	2:04.675	20	49.666	2:15.982	45	59.843	2:05.029	20	1:07.832	2:00.876
45	18.299	2:17.069	56	34.711	2:07.348	56	52.063	2:07.526	46	1:07.328	2:07.371	45	1:11.253	2:03.861
56	18.690	2:17.460	8	37.295	2:08.402	46	52.596	2:04.800	56	1:08.198	2:08.774	46	1:18.921	2:04.044
8	20.220	2:18.990	46	37.970	2:06.777	8	54.751	2:07.630	8	1:10.891	2:08.779	56	1:21.707	2:05.960
7	21.831	2:20.601	75	38.607	2:06.744	75	55.658	2:07.225	75	1:11.426	2:08.407	24	1 LAP	2:41.109
46	22.520	2:21.290	7	40.950	2:10.446	33	1:09.973	2:10.654	33	1:29.616	2:12.282	75	1:24.347	2:05.372
75	23.190	2:21.960	3	41.944	2:22.120	39	1:11.606	2:14.696	39	1:35.816	2:16.849	8	1:24.984	2:06.544
39	26.339	2:25.109	39	47.084	2:12.072	27	1:18.582	2:15.316	81	1:39.799	2:13.580	33	1:48.526	2:11.361
33	26.613	2:25.383	33	49.493	2:14.207	81	1:18.858	2:13.532	27	1:40.804	2:14.861			
27	30.211	2:28.981	27	53.440	2:14.556	62	1:21.198	2:16.916	62	1:41.031	2:12.472			
62	30.612	2:29.382	62	54.456	2:15.171	2	1:22.655	2:16.069	2	1:43.588	2:13.572			
81	31.557	2:30.327	81	55.500	2:15.270	54	1:23.789	2:15.920	54	1:44.794	2:13.644			
2	33.055	2:31.825	2	56.760	2:15.032	95	1:33.141	2:17.164						
54	35.718	2:34.488	54	58.043	2:13.652	76	1:47.332	2:24.224						
76	40.693	2:39.463	95	1:06.151	2:16.063									
95	41.415	2:40.185	76	1:13.282	2:23.916									
24	48.450	2:47.220	24	1:34.088	2:36.965									

Oulton Park
Circuit Length = 2.6920 miles.
Start: 15:24 End: 15:43

HSCC Classic Racing Cars for the Retro Track & Air trophy

LAP CHART

(contd.)

Lap 6			Lap 7			Lap 8			Lap 9			Lap 10		
No	Behind	Laptime	No	Behind	Laptime	No	Behind	Laptime	No	Behind	Laptime	No	Behind	Laptime
1		1:54.964	1		1:51.266	1		1:50.112	1		1:52.163	1		1:51.161
39	1 LAP	2:15.232	44	9.770	1:55.707	8	1 LAP	2:05.022	46	1 LAP	2:04.149	54	2 LAPS	2:16.028
81	1 LAP	2:12.001	33	1 LAP	2:10.311	44	13.068	1:53.410	76	2 LAPS	2:22.749	45	1 LAP	2:03.685
44	5.329	1:56.100	24	2 LAPS	2:38.298	33	1 LAP	2:10.921	56	1 LAP	2:07.988	46	1 LAP	2:04.853
62	1 LAP	2:13.891	81	1 LAP	2:11.877	22	35.149	1:54.458	75	1 LAP	2:07.432	44	17.131	1:54.515
27	1 LAP	2:15.651	62	1 LAP	2:09.285	30	35.197	1:54.405	44	13.777	1:52.872	75	1 LAP	2:06.385
2	1 LAP	2:15.018	39	1 LAP	2:15.283	62	1 LAP	2:09.801	8	1 LAP	2:10.323	56	1 LAP	2:07.615
54	1 LAP	2:14.259	27	1 LAP	2:10.910	52	48.242	2:00.590	22	36.806	1:53.820	76	2 LAPS	2:23.287
95	1 LAP	2:12.282	22	30.803	1:54.974	39	1 LAP	2:13.643	30	36.878	1:53.844	30	40.014	1:54.297
22	27.095	1:53.439	30	30.904	1:53.945	81	1 LAP	2:16.740	52	52.649	1:56.570	22	40.564	1:54.919
30	28.225	1:54.413	2	1 LAP	2:14.306	27	1 LAP	2:13.300	33	1 LAP	2:12.432	8	1 LAP	2:13.446
52	32.840	1:55.767	52	37.764	1:56.190	2	1 LAP	2:14.988	62	1 LAP	2:08.501	52	56.400	1:54.912
37	52.426	2:00.869	95	1 LAP	2:17.060	24	2 LAPS	2:38.786	39	1 LAP	2:12.352	33	1 LAP	2:10.248
57	53.079	2:01.385	57	1:01.369	1:59.556	95	1 LAP	2:11.352	81	1 LAP	2:12.112	62	1 LAP	2:06.289
25	53.709	2:01.615	37	1:01.952	2:00.792	57	1:09.254	1:57.997	27	1 LAP	2:12.118	25	1:21.466	1:57.876
76	1 LAP	2:23.553	25	1:02.108	1:59.665	25	1:09.381	1:57.385	25	1:14.751	1:57.533	57	1:25.359	1:59.474
96	57.326	1:59.443	54	1 LAP	2:43.837	37	1:12.160	2:00.320	57	1:17.046	1:59.955	27	1 LAP	2:13.894
20	1:13.464	2:00.596	96	1:06.696	2:00.636	96	1:15.338	1:58.754	37	1:21.259	2:01.262	37	1:40.259	2:10.161
45	1:19.192	2:02.903	20	1:22.682	2:00.484	54	1 LAP	2:13.662	2	1 LAP	2:15.805	2	1 LAP	2:16.183
46	1:26.962	2:03.005	76	1 LAP	2:21.986	20	1:33.171	2:00.601	96	1:26.183	2:03.008	95	1 LAP	2:13.423
56	1:32.549	2:05.806	45	1:31.745	2:03.819	45	1:45.228	2:03.595	95	1 LAP	2:14.522	20	1:53.264	2:03.140
75	1:35.565	2:06.182	46	1:39.602	2:03.906				20	1:41.285	2:00.277	24	2 LAPS	2:37.371
8	1:36.570	2:06.550	56	1:46.436	2:05.153				24	2 LAPS	2:37.184			
			75	1:48.150	2:03.851									

Oulton Park
Circuit Length = 2.6920 miles.
Start: 15:24 End: 15:43

HSCC - Oulton Park Gold Cup - 26 - 28 August 2006 - Sports Racing Masters

QUALIFYING - Race 9

POS	NO	CL	NAME	NAT	ENTRY	TIME	LAPS	GAP	MPH
1	3	D	MINSHAW/GRAHAM		Lola T70 Mk II	1:51.722	8		86.74
2	19	D	CHILES/CHILES		Lola T70 Spyder	1:56.061	7	4.339	83.50
3	11	D	COOK/ROSS-JONES		Attila Mk3	1:56.439	8	4.717	83.23
4	42	C	Mark CLUBB		Elva MK7	1:59.247	8	7.525	81.27
5	43	A	DELANE/WILLIS		Brabham BT5	1:59.772	7	8.050	80.91
6	67	A	SPIEKER/SPIEKER		Lotus 23B	2:00.353	8	8.631	80.52
7	1	A	GANS/WRIGHT		Lotus 23B	2:01.080	6	9.358	80.04
8	57	A	WILSON/CHAMBERS		Elva MK7	2:04.399	7	12.677	77.90
9	45	D	Marc DEVIS		Elva Mk8	2:05.263	8	13.541	77.36
10	33	A	DOYLE/DOYLE		Lotus 23B	2:06.794	7	15.072	76.43
11	34	A	PEETERS/DECOUX		Lotus 23B	2:07.734	6	16.012	75.87
12	6	C	BROWN/KENDLE		Elva Mk7	2:08.111	7	16.389	75.64
13	50	A	John WILKS		Elva Mk7	2:10.175	7	18.453	74.44
14	16	B	GIBBON/HALL		Lister Jaguar	2:14.625	6	22.903	71.98
15	134	I	Tim SLACK		Piper GTR	2:16.721	6	24.999	70.88

Oulton Park
 Circuit Length = 2.6920 miles.
 Start: 17:44 End: 18:00

These results are provisional until the conclusion of any judicial and technical matters.

Clerk of Course:	Stewards:	Timekeeper:
------------------	-----------	-------------

HSCC - Oulton Park Gold Cup - 26 - 28 August 2006 - Sports Racing Masters

LAP ANALYSIS

1	GANS/WRIGHT	Lotus 23B
1 -	X:00.000	6 - 6:38.969
2 -	4:02.736	
3 -	2:01.080	
4 -	2:11.722P	
5 -		
3	MINSHAW/GRAHAM	Lola T70 Mk II
1 -	X:00.000	6 - 5:22.401
2 -	1:53.255	7 - 1:54.411
3 -	1:51.722	8 - 1:53.421
4 -	1:52.914	
5 -	2:09.201D	
6	BROWN/KENDLE	Elva Mk7
1 -	X:00.000	6 - 2:08.111
2 -	2:11.044	7 - 2:17.702P
3 -	2:11.370	
4 -	2:11.580	
5 -	2:11.804	
11	COOK/ROSS-JONES	Attila Mk3
1 -	X:00.000	6 - 1:56.439
2 -	2:03.475	7 - 1:58.189
3 -	1:58.970	8 - 2:02.122P
4 -	1:58.454	
5 -	1:59.782	
16	GIBBON/HALL	Lister Jaguar
1 -	X:00.000	6 - 2:22.150P
2 -	2:20.246	
3 -	2:16.316	
4 -	2:14.625	
5 -	2:14.656	
19	CHILES/CHILES	Lola T70 Spyder
1 -	X:00.000P	6 - 1:56.061
2 -	2:26.402	7 - 2:08.349P
3 -	2:00.523	
4 -	1:58.228	
5 -	1:56.262	
33	DOYLE/DOYLE	Lotus 23B
1 -	X:00.000	6 - 2:06.794
2 -	2:14.963	7 - 2:07.402
3 -	2:14.034	
4 -	2:08.858	
5 -	2:07.220	

HSCC - Oulton Park Gold Cup - 26 - 28 August 2006 - Sports Racing Masters LAP ANALYSIS

(contd.)

34	PEETERS/DECOUX	Lotus 23B
1 - X:00.000	6 - 2:07.734	
2 - 2:10.152		
3 - 2:32.750P		
4 - 5:52.444		
5 - 2:08.507		
42	Mark CLUBB	Elva MK7
1 - X:00.000	6 - 2:01.328	
2 - 2:12.189	7 - 2:00.123	
3 - 2:10.372	8 - 1:59.247	
4 - 2:03.284		
5 - 2:01.674		
43	DELANE/WILLIS	Brabham BT5
1 - X:00.000	6 - 1:59.772	
2 - 2:01.406	7 - 2:11.771P	
3 - 1:59.942		
4 - 2:09.308		
5 - 2:01.598		
45	Marc DEVIS	Elva Mk8
1 - X:00.000	6 - 2:05.263	
2 - 2:11.533	7 - 2:07.125	
3 - 2:09.172	8 - 2:05.702	
4 - 2:07.589		
5 - 2:05.613		
50	John WILKS	Elva Mk7
1 - X:00.000	6 - 2:10.383	
2 - 2:19.265	7 - 2:10.175	
3 - 2:12.231		
4 - 2:11.459		
5 - 2:11.815		
57	WILSON/CHAMBERS	Elva MK7
1 - X:00.000	6 - 2:06.507	
2 - 2:18.340	7 - 2:04.399	
3 - 2:13.858		
4 - 2:07.609		
5 - 2:08.416		
67	SPIEKER/SPIEKER	Lotus 23B
1 - X:00.000	6 - 2:00.353	
2 - 2:10.584	7 - 2:03.320	
3 - 2:06.537	8 - 2:00.510	
4 - 2:03.565		
5 - 2:01.532		


HSCC - Oulton Park Gold Cup - 26 - 28 August 2006 - Sports Racing Masters LAP ANALYSIS

(contd.)

134	Tim SLACK	Piper GTR
1 - X:00.000	6 - 2:24.066P	
2 - 2:20.938		
3 - 2:16.721		
4 - 2:22.253		
5 - 2:19.819		

HSCC - Oulton Park Gold Cup - 26 - 28 August 2006 - Sports Racing Masters

GRID - Race 9

ROW 8	2:16.721 134 SLACK	
ROW 7	2:10.175 50 WILKS	2:14.625 16 GIBBON/HALL
ROW 6	2:07.734 34 PEETERS/DECOUX	2:08.111 6 BROWN/KENDLE
ROW 5	2:05.263 45 DEVIS	2:06.794 33 DOYLE/DOYLE
ROW 4	2:01.080 1 GANS/WRIGHT	2:04.399 57 WILSON/CHAMBERS
ROW 3	1:59.772 43 DELANE/WILLIS	2:00.353 67 SPIEKER/SPIEKER
ROW 2	1:56.439 11 COOK/ROSS-JONES	1:59.247 42 CLUBB
ROW 1	1:51.722 3 MINSHAW/GRAHAM	1:56.061 19 CHILES/CHILES
POLE		
		

These results are provisional until the conclusion of any judicial and technical matters.

Oulton Park
Circuit Length = 2.6920 miles.
Start: 17:44 End: 18:00

Clerk of Course:	Stewards:	Timekeeper:
------------------	-----------	-------------

HSCC - Oulton Park Gold Cup - 26 - 28 August 2006 - Sports Racing Masters

RACE RESULT - Race 9

POS	NO	CL	NAME	NAT	ENTRY	TIME	LAPS	GAP	MPH	BEST
1	19	D	CHILES/CHILES		Lola T70 Spyder	1:00:03.103	30		80.69	1:54.936
2	3	D	MINSHAW/GRAHAM		Lola T70 Mk II	1:00:49.959	30	46.856	79.65	1:52.553
3	11	D	COOK/ROSS-JONES		Attila Mk3	1:01:52.562	30	1:49.459	78.31	1:56.251
4	67	A	Ned SPIEKER		Lotus 23B	1:01:07.324	29	1 LAP	76.63	2:00.011
5	1	A	GANS/WRIGHT		Lotus 23B	1:01:08.126	29	1 LAP	76.61	1:59.166
6	43	A	John DELANE		Brabham BT5	1:01:50.304	29	1 LAP	75.74	2:00.430
7	34	A	PEETERS/DECOUX		Lotus 23B	1:01:53.659	29	1 LAP	75.67	2:00.593
8	45	D	Marc DEVIS		Elva Mk8	1:01:56.996	29	1 LAP	75.61	2:00.656
9	42	C	Mark CLUBB		Elva Mk7	57:43.930	28	2 LAPS	78.33	1:57.452
10	57	A	CHAMBERS/WILSON		Elva MK7	1:00:25.988	28	2 LAPS	74.83	1:59.738
11	16	B	GIBBON/HALL		Lister Jaguar	56:44.381	24	6 LAPS	68.32	2:11.499
12	134	I	Tim SLACK		Piper GTR	14:02.955	6	24 LAPS	68.98	2:16.652

NOT CLASSIFIED

33	A	DOYLE/DOYLE		Lotus 23B	49:02.543	22	D.N.F.	72.45	2:05.054
50	A	John WILKS		Elva Mk7	33:33.467	15	D.N.F.	72.19	2:08.729
6	C	BROWN/KENDLE		Elva Mk7	21:33.976	9	D.N.F.	67.40	2:03.514

FASTEST LAP

3	D	MINSHAW/GRAHAM		Lola T70 Mk II	1:52.553	2	86.10mph	138.57kph
42	C	Mark CLUBB		Elva MK7	1:57.452	3	82.51mph	132.79kph
1	A	GANS/WRIGHT		Lotus 23B	1:59.166	7	81.32mph	130.88kph
16	B	GIBBON/HALL		Lister Jaguar	2:11.499	2	73.69mph	118.60kph
134	I	Tim SLACK		Piper GTR	2:16.652	2	70.91mph	114.13kph

These results are provisional until the conclusion of any judicial and technical matters.

Oulton Park
Circuit Length = 2.6920 miles.
Start: 16:39 End: 17:39

Clerk of Course:	Stewards:	Timekeeper:
------------------	-----------	-------------

HSCC - Oulton Park Gold Cup - 26 - 28 August 2006 - Sports Racing Masters

LAP CHART

Lap 1			Lap 2			Lap 3			Lap 4			Lap 5		
No	Behind	Laptime	No	Behind	Laptime	No	Behind	Laptime	No	Behind	Laptime	No	Behind	Laptime
3		1:55.414	3		1:52.553	3		1:52.654	3		1:53.217	3		1:55.498
19	5.456	2:00.870	19	10.048	1:57.145	19	13.334	1:55.940	19	15.885	1:55.768	19	16.297	1:55.910
11	8.422	2:03.836	11	13.595	1:57.726	11	18.451	1:57.510	11	22.465	1:57.231	11	24.291	1:57.324
42	9.014	2:04.428	42	14.250	1:57.789	42	19.048	1:57.452	42	24.585	1:58.754	42	26.727	1:57.640
43	10.878	2:06.292	43	20.128	2:01.803	1	28.244	2:00.660	1	35.154	2:00.127	1	39.145	1:59.489
1	11.138	2:06.552	1	20.238	2:01.653	43	31.175	2:03.701	43	38.388	2:00.430	43	43.493	2:00.603
67	13.421	2:08.835	67	23.770	2:02.902	67	33.209	2:02.093	67	44.943	2:04.951	67	50.835	2:01.390
45	13.722	2:09.136	45	24.014	2:02.845	45	33.666	2:02.306	57	45.475	2:02.499	57	51.690	2:01.713
57	15.171	2:10.585	34	26.360	2:02.958	57	36.193	2:02.089	34	54.777	2:05.915	34	1:04.653	2:05.374
34	15.955	2:11.369	57	26.758	2:04.140	34	42.079	2:08.373	45	58.071	2:17.622	45	1:04.781	2:02.208
6	19.066	2:14.480	6	30.027	2:03.514	6	43.068	2:05.695	50	1:14.548	2:11.098	50	1:30.044	2:10.994
33	21.539	2:16.953	50	38.186	2:08.996	50	56.667	2:11.135	33	1:22.891	2:11.030	33	1:38.707	2:11.314
50	21.743	2:17.157	16	43.554	2:11.499	16	1:02.975	2:12.075	16	1:24.263	2:14.505	16	1:41.261	2:12.496
16	24.608	2:20.022	33	48.000	2:19.014	33	1:05.078	2:09.732	6	1:32.861	2:43.010	6	1:45.415	2:08.052
134	28.185	2:23.599	134	52.284	2:16.652	134	1:16.373	2:16.743	134	1:40.268	2:17.112			

Oulton Park
Circuit Length = 2.6920 miles.
Start: 16:39 End: 17:39

HSCC - Oulton Park Gold Cup - 26 - 28 August 2006 - Sports Racing Masters

LAP CHART

(contd.)

Lap 6			Lap 7			Lap 8			Lap 9			Lap 10		
No	Behind	Laptime	No	Behind	Laptime	No	Behind	Laptime	No	Behind	Laptime	No	Behind	Laptime
3		2:05.567P	19		1:56.545	19		1:56.384	19		1:55.109	19		1:56.359
134	1 LAP	2:20.201	11	9.503	1:57.552	16	1 LAP	2:12.722	33	1 LAP	2:11.391	11	12.176	1:56.840
19	6.479	1:55.749	42	13.409	1:57.806	11	9.996	1:56.877	6	1 LAP	2:09.930	50	1 LAP	2:10.959
11	14.975	1:56.251	134	1 LAP	2:28.648P	42	14.681	1:57.656	11	11.695	1:56.808	42	24.773	2:03.288
42	18.627	1:57.467	1	29.752	1:59.166	1	34.386	2:01.018	42	17.844	1:58.272	33	1 LAP	2:12.701
1	33.610	2:00.032	43	39.077	2:03.606	43	44.335	2:01.642	16	1 LAP	2:13.087	16	1 LAP	2:13.946
43	38.495	2:00.569	67	44.100	2:00.867	67	47.839	2:00.123	1	38.557	1:59.280	1	43.241	2:01.043
67	46.257	2:00.989	57	45.239	2:01.382	57	48.593	1:59.738	43	49.797	2:00.571	43	58.871	2:05.433
57	46.881	2:00.758	45	57.932	2:01.086	45	1:02.738	2:01.190	67	52.741	2:00.011	67	59.092	2:02.710
45	59.870	2:00.656	34	1:03.837	2:02.756	34	1:10.087	2:02.634	57	53.649	2:00.165	57	59.833	2:02.543
34	1:04.105	2:05.019	50	1:39.200	2:09.018	3	1:43.941	1:55.888	45	1:08.540	2:00.911	45	1:19.257	2:07.076
50	1:33.206	2:08.729	3	1:44.437	3:47.461	50	1:53.281	2:10.465	34	1:18.523	2:03.545	34	1:30.929	2:08.765
33	1:42.846	2:09.706	33	1:51.139	2:11.317				3	1:46.472	1:57.640	3	1:53.429	2:03.316
6	1:48.155	2:08.307	6	1:53.061	2:07.930									
16	1:48.756	2:13.062												

HSCC - Oulton Park Gold Cup - 26 - 28 August 2006 - Sports Racing Masters

LAP CHART

(contd.)

Lap 11			Lap 12			Lap 13			Lap 14			Lap 15		
No	Behind	Laptime	No	Behind	Laptime	No	Behind	Laptime	No	Behind	Laptime	No	Behind	Laptime
19		2:04.953	19		2:05.419	19		2:01.912	19		2:00.148	19		2:07.230P
6	2 LAPS	3:53.058P	11	20.569	2:09.354	11	25.839	2:07.182	11	30.926	2:05.235	33	2 LAPS	3:02.853
11	16.634	2:09.411	42	25.441	2:04.081	42	26.104	2:02.575	42	31.626	2:05.670	42	27.946	2:03.550
42	26.779	2:06.959	1	50.341	2:07.787	1	54.507	2:06.078	1	1:00.680	2:06.321	11	28.669	2:04.973
50	1 LAP	2:21.380	50	1 LAP	2:27.074	50	1 LAP	2:18.101	50	1 LAP	2:15.194	1	1:05.356	2:11.906P
33	1 LAP	2:17.936	33	1 LAP	2:17.911	33	1 LAP	2:24.357P	67	1:25.898	2:07.082	57	1 LAP	4:04.715
1	47.973	2:09.685	57	1:11.629	2:11.119	67	1:18.964	2:06.760	43	1:30.473	2:07.828	67	1:24.146	2:05.478
16	1 LAP	2:24.061	67	1:14.116	2:13.330	57	1:23.325	2:13.608P	45	1:36.836	2:04.774	50	1 LAP	2:12.733
57	1:05.929	2:11.049	16	1 LAP	2:24.444	43	1:22.793	2:08.564	3	1:45.071	1:59.767	43	1:31.083	2:07.840
67	1:06.205	2:12.066	43	1:16.141	2:13.669	45	1:32.210	2:06.338	34	1:52.719	2:10.712	45	1:36.367	2:06.761
43	1:07.891	2:13.973	45	1:27.784	2:07.286	16	1 LAP	2:21.127	16	1 LAP	2:26.930P	3	1:37.577	1:59.736
45	1:25.917	2:11.613	34	1:38.623	2:06.993	34	1:42.155	2:05.444				34	1:51.462	2:05.973
34	1:37.049	2:11.073	3	1:47.669	2:01.861	3	1:45.452	1:59.695				33	1 LAP	2:09.411
3	1:51.227	2:02.751												

Oulton Park
Circuit Length = 2.6920 miles.
Start: 16:39 End: 17:39

HSCC - Oulton Park Gold Cup - 26 - 28 August 2006 - Sports Racing Masters

LAP CHART

(contd.)

Lap 16			Lap 17			Lap 18			Lap 19			Lap 20		
No	Behind	Laptime	No	Behind	Laptime	No	Behind	Laptime	No	Behind	Laptime	No	Behind	Laptime
42		2:00.254	42		2:00.446	42		2:01.093	42		2:05.604P	19		1:59.644
11	8.750	2:08.281P	19	31.771	2:02.424	33	2 LAPS	2:07.521	16	3 LAPS	2:20.527	16	3 LAPS	2:22.069
19	29.793	2:57.993	11	59.968	2:51.664	19	30.173	1:59.495	33	2 LAPS	2:07.328	42	34.301	2:56.595
67	1:01.149	2:05.203	67	1:04.189	2:03.486	11	1:05.544	2:06.669	19	22.650	1:58.081	3	36.001	1:57.600
57	1 LAP	2:12.104	3	1:08.081	1:59.030	3	1:06.369	1:59.381	3	1:00.695	1:59.930	67	48.304	2:02.309
3	1:09.497	2:00.120	57	1 LAP	2:08.757	67	1:07.504	2:04.408	11	1:07.817	2:07.877	11	50.266	2:04.743
43	1:11.948	2:09.065	45	1:17.491	2:04.211	34	1 LAP	3:35.135	67	1:08.289	2:06.389	34	1 LAP	2:04.031
45	1:13.726	2:05.559	43	1:18.391	2:06.889	57	1 LAP	2:06.384	34	1 LAP	2:05.122	45	59.750	2:03.351
50	1 LAP	2:20.434P	1	1:49.023	2:07.736	45	1:19.632	2:03.234	57	1 LAP	2:06.050	43	1:01.917	2:04.951
16	2 LAPS	4:03.779	16	2 LAPS	2:20.617	43	1:20.897	2:03.599	45	1:18.693	2:04.665	57	1 LAP	2:07.594
34	1:36.522	2:13.260P				1	1:53.856	2:05.926	43	1:19.260	2:03.967	1	1:36.941	2:04.908
1	1:41.733	3:04.577							1	1:54.327	2:06.075			
33	1 LAP	2:08.352							33	1 LAP	2:10.097			

HSCC - Oulton Park Gold Cup - 26 - 28 August 2006 - Sports Racing Masters

LAP CHART

(contd.)

Lap 21			Lap 22			Lap 23			Lap 24			Lap 25		
No	Behind	Laptime	No	Behind	Laptime	No	Behind	Laptime	No	Behind	Laptime	No	Behind	Laptime
19		1:57.542	19		1:57.524	19		1:55.604	19		1:55.620	19		1:56.237
33	2 LAPS	2:07.173	33	2 LAPS	2:05.489	33	2 LAPS	2:05.054	1	1 LAP	2:07.306	1	1 LAP	2:04.670
16	3 LAPS	2:17.285	3	34.194	1:56.913	3	35.539	1:56.949	67	1 LAP	3:16.756	67	1 LAP	2:01.699
3	34.805	1:56.346	16	3 LAPS	2:17.442	45	1 LAP	3:10.070	33	2 LAPS	2:05.903	3	36.604	1:56.113
42	37.952	2:01.193	42	47.089	2:06.661	42	52.970	2:01.485	3	36.728	1:56.809	43	1 LAP	3:12.639
67	52.477	2:01.715	67	1:00.342	2:05.389P	11	1:06.066	2:02.021	45	1 LAP	2:04.654	45	1 LAP	2:04.567
11	56.536	2:03.812	11	59.649	2:00.637	16	3 LAPS	2:18.961	42	57.619	2:00.269	42	1:03.540	2:02.158
34	1 LAP	2:03.297	34	1 LAP	2:03.530	34	1 LAP	2:03.822	11	1:12.357	2:01.911	11	1:18.591	2:02.471
43	1:09.403	2:05.028	43	1:16.456	2:04.577	57	1 LAP	2:05.511	34	1 LAP	2:02.003	34	1 LAP	2:01.495
57	1 LAP	2:04.781	57	1 LAP	2:03.289	43	1:32.323	2:11.471P	16	3 LAPS	2:18.736	57	1 LAP	2:04.652
45	1:28.893	2:26.685P	1	1:52.781	2:05.257				57	1 LAP	2:04.244	16	3 LAPS	2:17.919
1	1:45.048	2:05.649												

HSCC - Oulton Park Gold Cup - 26 - 28 August 2006 - Sports Racing Masters

LAP CHART

(contd.)

Lap 26			Lap 27			Lap 28			Lap 29			Lap 30		
No	Behind	Laptime	No	Behind	Laptime	No	Behind	Laptime	No	Behind	Laptime	No	Behind	Laptime
19		1:55.627	19		1:54.936	19		1:55.974	19		1:55.043	19		1:55.918
1	1 LAP	2:07.253	16	4 LAPS	2:14.446	57	2 LAPS	2:04.388	57	2 LAPS	2:02.693	57	2 LAPS	2:04.767
67	1 LAP	2:02.015	1	1 LAP	2:05.335	16	4 LAPS	2:12.624	3	45.161	1:58.350	3	46.856	1:57.613
3	38.212	1:57.235	3	40.095	1:56.819	3	41.854	1:57.733	1	1 LAP	2:03.971	67	1 LAP	2:03.545
43	1 LAP	2:05.605	67	1 LAP	2:02.958	1	1 LAP	2:03.939	67	1 LAP	2:01.193	1	1 LAP	2:04.727
42	1:09.173	2:01.260	43	1 LAP	2:04.873	67	1 LAP	2:00.672	43	1 LAP	2:06.544	43	1 LAP	2:06.714
45	1 LAP	2:05.115	42	1:14.094	1:59.857	43	1 LAP	2:07.858	11	1:43.237	2:02.435	11	1:49.459	2:02.140
11	1:24.031	2:01.067	45	1 LAP	2:05.621	45	1 LAP	2:04.384	45	1 LAP	2:07.158	34	1 LAP	2:00.981
34	1 LAP	2:00.761	11	1:30.576	2:01.481	42	1:31.788	2:13.668	34	1 LAP	2:01.728	45	1 LAP	2:05.914
57	1 LAP	2:04.671	34	1 LAP	2:00.998	11	1:35.845	2:01.243						
						34	1 LAP	2:00.593						

Gentleman Drivers GT & Sports Endurance Qualifying - Race 10

POS	NO	CL	NAME	NAT	ENTRY	TIME	LAPS	GAP	MPH
1	33	C2	MINSHAW/MINSHAW		Jaguar E-Type	2:00.255	12		80.58
2	54	A2	HORSMAN/NELLEMAN		Lotus 15	2:00.905	16	0.650	80.15
3	1	C2	BENDALL/WYKEHAM		Bizzarini 5300 GT	2:02.854	14	2.599	78.88
4	159	A1	WEBB/PEARSON		Jaguar C-Type	2:04.492	11	4.237	77.84
5	7	C2	FRIEDRICHS/CLARK		Aston Martin P214	2:05.349	14	5.094	77.31
6	34	A2	PEETERS/DECOUX		Lotus 11	2:06.300	13	6.045	76.73
7	17	B2	WELCH/MASSON		Austin Healey 3000Mk1	2:06.561	14	6.306	76.57
8	50	B2	SMITHIES/CAMPFIELD		Austin Healey 3000	2:06.600	14	6.345	76.55
9	92	A2	WOODLEY/TART		Lotus 17	2:07.932	15	7.677	75.75
10	73	B2	CLARKSON/WILLIAMS		Austin Healey 3000 Mk1	2:08.488	15	8.233	75.42
11	6	C2	BETTS/RUSH		Shelby Mustang	2:09.370	14	9.115	74.91
12	36	A2	WOOD/WOOD		Widi Mark 2	2:09.388	13	9.133	74.90
13	151	C1	COTTINGHAM/COTTINGHA		MGB	2:09.560	14	9.305	74.80
14	37	C1	WRIGHT/GANS		Alfa Romeo TZ1	2:09.844	15	9.589	74.63
15	75	C1	MULLEN/SCOTTI		Alfa Romeo Guilia TZ1	2:10.188	15	9.933	74.44
16	16	C2	PRATT/EDWARDS		Jaguar E-Type	2:10.220	14	9.965	74.42
17	63	C2	LANFRANCHI/WILLIAMS		Jaguar E-Type	2:10.796	10	10.541	74.09
18	70	B2	KREMER/KREMER		Morgan Plus 4	2:10.920	14	10.665	74.02
19	23	C1	POOLE/MILLIGAN		MGB	2:11.019	14	10.764	73.96
20	78	B2	PEROUX/DE STOPPANI		Austin Healey 3000	2:12.295	15	12.040	73.25
21	94	C2	WARBURTON/TANDY		Ferrari 275GTB	2:12.355	14	12.100	73.22
22	57	C2	GIBBON/HALL		Jaguar E-Type	2:12.810	14	12.555	72.97
23	82	B2	PAUL/WELLS		Morgan Plus 4	2:12.982	14	12.727	72.87
24	59	C2	VEREY/WYKEHAM		Sunbeam Tiger	2:13.385	12	13.130	72.65
25	2	C1	BEGBIE/LEES		TVR Grantura	2:14.267	14	14.012	72.17
26	112	C1	BARRIE/MONK		Porsche 911	2:14.705	14	14.450	71.94
27	30	A2	MILLS/MONTGOMERY		Lotus 11 Le Mans	2:16.158	14	15.903	71.17
28	40	C1	BIANCHI/BIANCHI		MGB	2:19.458	13	19.203	69.49
29	99	B2	CONWAY/MERCER		AC Ace Bristol	2:19.632	13	19.377	69.40
30	64	B2	PRINSEP/VEREY		Austin Healey 3000	2:20.126	12	19.871	69.16
31	24	C1	AYLETT/FARRELL		Tunex Diva	2:22.012	10	21.757	68.24

Cars 37, 54 & 159 Please fit a working transponder before racing

Oulton Park
Circuit Length = 2.6920 miles.
Start: 17:53 End: 18:26

These results are provisional until the conclusion of any judicial and technical matters.

Clerk of Course:	Stewards:	Timekeeper:
------------------	-----------	-------------

Gentleman Drivers GT & Sports Endurance LAP ANALYSIS

1	BENDALL/WYKEHAM	Bizzarini 5300 GT
1 - X:00.000	6 - 2:13.007P	11 - 2:06.073
2 - 2:11.914	7 - 3:45.141	12 - 2:02.854
3 - 2:06.489	8 - 2:08.001	13 - 2:03.188
4 - 2:05.677	9 - 2:04.072	14 - 2:15.786P
5 - 2:05.089	10 - 2:05.863	
2	BEGBIE/LEES	TVR Grantura
1 - X:00.000	6 - 2:18.332	11 - 2:18.030
2 - 2:25.765	7 - 2:35.706P	12 - 2:19.380
3 - 2:23.313	8 - 3:35.858	13 - 2:15.465
4 - 2:17.514	9 - 2:19.793	14 - 2:14.267
5 - 2:14.849	10 - 2:19.201	
6	BETTS/RUSH	Shelby Mustang
1 - X:00.000	6 - 2:24.268P	11 - 2:09.370
2 - 2:22.475	7 - 4:10.245	12 - 2:11.914
3 - 2:21.888	8 - 2:14.245	13 - 2:10.549
4 - 2:15.691	9 - 2:10.484	14 - 2:21.218P
5 - 2:15.357	10 - 2:10.058	
7	FRIEDRICHS/CLARK	Aston Martin P214
1 - X:00.000	6 - 2:20.286P	11 - 2:07.525
2 - 2:21.856	7 - 3:22.562	12 - 2:05.461
3 - 2:12.734	8 - 2:12.398	13 - 2:06.975
4 - 2:14.684	9 - 2:08.746	14 - 2:05.349
5 - 2:11.351	10 - 2:06.240	
16	PRATT/EDWARDS	Jaguar E-Type
1 - X:00.000	6 - 2:15.408	11 - 2:10.222
2 - 2:27.961	7 - 2:29.156P	12 - 2:14.101
3 - 2:23.627	8 - 3:12.051	13 - 2:19.966
4 - 2:22.144	9 - 2:11.364	14 - 2:11.318
5 - 2:18.513	10 - 2:10.220	
17	WELCH/MASSON	Austin Healey 3000Mk1
1 - X:00.000	6 - 2:26.757	11 - 2:18.136
2 - 2:07.427	7 - 2:19.810	12 - 2:14.394
3 - 2:06.561	8 - 2:19.972	13 - 2:15.793
4 - 2:13.128P	9 - 2:18.503	14 - 2:14.809
5 - 4:24.388	10 - 2:20.110	

Cars 37, 54 & 159 Please fit a working transponder before racing

Gentleman Drivers GT & Sports Endurance LAP ANALYSIS

(contd.)

23	POOLE/MILLIGAN	MGB
1 - X:00.000	6 - 2:13.138	11 - 2:22.270
2 - 2:29.516	7 - 2:11.318	12 - 2:20.620
3 - 2:25.705	8 - 2:11.019	13 - 2:20.666
4 - 2:30.654P	9 - 2:16.587P	14 - 2:20.125
5 - 3:09.151	10 - 3:32.800	
24	AYLETT/FARRELL	Tunex Diva
1 - X:00.000	6 - 2:27.112P	
2 - 2:36.644	7 - 5:25.754	
3 - 2:35.302	8 - 2:36.942	
4 - 2:28.031	9 - 2:39.901	
5 - 2:22.012	10 - 2:47.551P	
30	MILLS/MONTGOMERY	Lotus 11 Le Mans
1 - X:00.000	6 - 2:18.322	11 - 2:16.158
2 - 2:24.154	7 - 2:32.122P	12 - 2:17.185
3 - 2:23.260	8 - 3:50.069	13 - 2:17.322
4 - 2:18.737	9 - 2:19.790	14 - 2:19.537
5 - 2:19.242	10 - 2:17.682	
33	MINSHAW/MINSHAW	Jaguar E-Type
1 - X:00.000	6 - 2:18.457P	11 - 2:02.980
2 - 2:02.525	7 - 2:57.318	12 - 2:36.680P
3 - 2:00.255	8 - 2:02.139	
4 - 2:00.595	9 - 2:03.859	
5 - 2:01.521	10 - 2:11.515	
34	PEETERS/DECOUX	Lotus 11
1 - X:00.000	6 - 2:10.247	11 - 2:08.184
2 - 2:12.232	7 - 2:12.469	12 - 2:06.300
3 - 2:19.370	8 - 2:17.661P	13 - 2:15.957P
4 - 2:26.242	9 - 3:29.908	
5 - 2:09.908	10 - 2:08.913	
36	WOOD/WOOD	Widi Mark 2
1 - X:00.000	6 - 2:15.638	11 - 2:10.449
2 - 2:17.571	7 - 2:13.851	12 - 2:12.276
3 - 2:13.698	8 - 2:17.970P	13 - 2:09.388
4 - 2:14.299	9 - 7:22.076	
5 - 2:12.602	10 - 2:16.163	

Cars 37, 54 & 159 Please fit a working transponder before racing

Gentleman Drivers GT & Sports Endurance LAP ANALYSIS

(contd.)

37	WRIGHT/GANS	Alfa Romeo TZ1					
1 -	X:00.000	6 -	2:10.195	11 -	2:12.031		
2 -	2:18.504	7 -	2:18.628P	12 -	2:11.632		
3 -	2:17.800	8 -	3:41.757	13 -	2:11.677		
4 -	2:10.248	9 -	2:12.825	14 -	2:12.879		
5 -	2:09.844	10 -	2:12.578	15 -	2:11.155		
40	BIANCHI/BIANCHI	MGB					
1 -	X:00.000	6 -	2:27.599	11 -	2:26.888		
2 -	2:21.022	7 -	2:28.073	12 -	2:27.488		
3 -	2:19.458	8 -	2:27.066	13 -	2:26.397		
4 -	2:28.061P	9 -	2:28.300				
5 -	3:40.144	10 -	2:26.665				
50	SMITHIES/CAMPFIELD	Austin Healey 3000					
1 -	X:00.000	6 -	2:13.105P	11 -	2:15.282		
2 -	2:09.895	7 -	4:39.222	12 -	2:14.543		
3 -	2:07.875	8 -	2:19.511	13 -	2:18.121		
4 -	2:06.600	9 -	2:15.467	14 -	2:13.272		
5 -	2:07.408	10 -	2:13.674				
54	HORSMAN/NELLEMAN	Lotus 15					
1 -	X:00.000	6 -	2:03.865	11 -	2:03.502	16 -	2:02.732
2 -	2:02.281	7 -	2:09.238P	12 -	2:04.041		
3 -	2:00.973	8 -	3:37.679	13 -	2:04.255		
4 -	2:02.606	9 -	2:05.564	14 -	2:06.033		
5 -	2:00.905	10 -	2:06.927	15 -	2:01.717		
57	GIBBON/HALL	Jaguar E-Type					
1 -	X:00.000	6 -	3:51.800	11 -	2:14.622		
2 -	2:22.913	7 -	2:15.533	12 -	2:17.258		
3 -	2:20.833	8 -	2:16.455	13 -	2:16.488		
4 -	2:19.845	9 -	2:12.810	14 -	2:13.359		
5 -	2:21.389P	10 -	2:13.164				
59	VEREY/WYKEHAM	Sunbeam Tiger					
1 -	X:00.000	6 -	4:03.191	11 -	2:21.991P		
2 -	2:18.983	7 -	2:14.012	12 -	5:15.555P		
3 -	2:13.761	8 -	2:13.385				
4 -	2:13.884	9 -	2:15.291				
5 -	2:22.179P	10 -	2:14.438				

Cars 37, 54 & 159 Please fit a working transponder before racing

Gentleman Drivers GT & Sports Endurance LAP ANALYSIS

(contd.)

63	LANFRANCHI/WILLIAMS	Jaguar E-Type
1 - X:00.000	6 - 5:22.663	
2 - 2:16.525	7 - 2:18.314	
3 - 2:12.632	8 - 2:17.715	
4 - 2:10.796	9 - 2:16.330	
5 - 2:22.136P	10 - 2:22.514P	
64	PRINSEP/VEREY	Austin Healey 3000
1 - X:00.000	6 - 3:49.777	11 - 2:22.688
2 - 2:32.112	7 - 2:24.428	12 - 2:36.267P
3 - 2:21.157	8 - 2:25.240	
4 - 2:20.126	9 - 2:23.187	
5 - 2:28.237P	10 - 2:27.452	
70	KREMER/KREMER	Morgan Plus 4
1 - X:00.000	6 - 2:10.920	11 - 2:23.890
2 - 2:15.355	7 - 2:29.459P	12 - 2:24.371
3 - 2:12.621	8 - 3:34.233	13 - 2:23.080
4 - 2:13.132	9 - 2:26.598	14 - 2:24.876
5 - 2:11.537	10 - 2:26.852	
73	CLARKSON/WILLIAMS	Austin Healey 3000 Mk1
1 - X:00.000	6 - 2:08.865	11 - 2:11.533
2 - 2:16.609	7 - 2:10.565	12 - 2:09.392
3 - 2:10.150	8 - 2:09.900	13 - 2:08.992
4 - 2:10.214	9 - 2:15.615P	14 - 2:09.535
5 - 2:08.488	10 - 3:19.591	15 - 2:10.479
75	MULLEN/SCOTTI	Alfa Romeo Guilina TZ1
1 - X:00.000	6 - 2:16.751	11 - 2:13.149
2 - 2:22.431	7 - 2:19.649P	12 - 2:11.701
3 - 2:20.277	8 - 3:00.998	13 - 2:12.687
4 - 2:17.400	9 - 2:16.839	14 - 2:11.942
5 - 2:15.190	10 - 2:14.506	15 - 2:10.188
78	PEROUX/DE STOPPANI	Austin Healey 3000
1 - X:00.000	6 - 3:22.984	11 - 2:21.649
2 - 2:16.326	7 - 2:16.376	12 - 2:18.086
3 - 2:13.890	8 - 2:17.217	13 - 2:18.212
4 - 2:12.295	9 - 2:15.786	14 - 2:16.369
5 - 2:24.933P	10 - 2:17.676	15 - 2:13.675

Cars 37, 54 & 159 Please fit a working transponder before racing

Gentleman Drivers GT & Sports Endurance LAP ANALYSIS

(contd.)

82	PAUL/WELLS	Morgan Plus 4
1 - X:00.000	6 - 2:19.994	11 - 2:15.486
2 - 2:20.137	7 - 2:22.549P	12 - 2:14.298
3 - 2:16.461	8 - 3:39.399	13 - 2:15.420
4 - 2:13.568	9 - 2:18.168	14 - 2:14.689
5 - 2:12.982	10 - 2:15.492	
92	WOODLEY/TART	Lotus 17
1 - X:00.000	6 - 2:11.714	11 - 2:11.236
2 - 2:18.276	7 - 2:29.115P	12 - 2:09.732
3 - 2:13.053	8 - 3:44.094	13 - 2:07.932
4 - 2:11.479	9 - 2:14.069	14 - 2:10.871
5 - 2:12.371	10 - 2:09.735	15 - 2:09.383
94	WARBURTON/TANDY	Ferrari 275GTB
1 - X:00.000	6 - 2:21.288	11 - 2:14.845
2 - 2:36.159	7 - 2:42.661P	12 - 2:12.355
3 - 2:27.418	8 - 3:51.429	13 - 2:14.072
4 - 2:24.654	9 - 2:21.010	14 - 2:12.659
5 - 2:26.031	10 - 2:16.482	
99	CONWAY/MERCER	AC Ace Bristol
1 - X:00.000	6 - 2:22.331	11 - 2:29.621
2 - 2:25.321	7 - 2:31.744P	12 - 2:27.720
3 - 2:23.223	8 - 3:37.056	13 - 2:26.695
4 - 2:19.632	9 - 2:29.198	
5 - 2:23.833	10 - 2:31.162	
112	BARRIE/MONK	Porsche 911
1 - X:00.000	6 - 3:10.424	11 - 2:15.500
2 - 2:22.484	7 - 2:17.026	12 - 2:14.745
3 - 2:21.421	8 - 2:15.913	13 - 2:17.381
4 - 2:19.452	9 - 2:16.022	14 - 2:14.705
5 - 2:33.984P	10 - 2:16.217	
151	COTTINGHAM/COTTINGHA	MGB
1 - X:00.000	6 - 2:14.051	11 - 2:18.548P
2 - 2:21.436	7 - 2:24.097P	12 - 3:19.548
3 - 2:18.299	8 - 2:52.375	13 - 2:11.342
4 - 2:17.977	9 - 2:11.856	14 - 2:13.485
5 - 2:14.819	10 - 2:09.560	

Cars 37, 54 & 159 Please fit a working transponder before racing

Gentleman Drivers GT & Sports Endurance LAP ANALYSIS

(contd.)

159	WEBB/PEARSON	Jaguar C-Type
1 - X:00.000	6 - 2:11.069	11 - 2:23.867P
2 - 2:19.371	7 - 2:20.625P	
3 - 2:13.345	8 - 3:54.991	
4 - 2:09.147	9 - 2:04.887	
5 - 2:09.007	10 - 2:04.492	

Cars 37, 54 & 159 Please fit a working transponder before racing

Gentleman Drivers GT & Sports Endurance

GRID - Race 10

ROW 16	2:22.012	24	AYLETT/FARRELL		
ROW 15	2:19.632	99	CONWAY/MERCER	2:20.126	64
ROW 14	2:16.158	30	MILLS/MONTGOMERY	2:19.458	40
ROW 13	2:14.267	2	BEBBIE/LEES	2:14.705	112
ROW 12	2:12.982	82	PAUL/WELLS	2:13.385	59
ROW 11	2:12.355	94	WARBURTON/TANDY	2:12.810	57
ROW 10	2:11.019	23	POOLE/MILLIGAN	2:12.295	78
ROW 9	2:10.796	63	LANFRANCHI/WILLIAMS	2:10.920	70
ROW 8	2:10.188	75	MULLEN/SCOTTI	2:10.220	16
ROW 7	2:09.560	151	COTTINGHAM/COTTINGHA	2:09.844	37
ROW 6	2:09.370	6	BETTS/RUSH	2:09.388	36
ROW 5	2:07.932	92	WOODLEY/TART	2:08.488	73
ROW 4	2:06.561	17	WELCH/MASSON	2:06.600	50
ROW 3	2:05.349	7	FRIEDRICH/CLARK	2:06.300	34
ROW 2	2:02.854	1	BENDALL/WYKEHAM	2:04.492	159
ROW 1	2:00.255	33	MINSHAW/MINSHAW	2:00.905	54
			POLE		

Cars 37, 54 & 159 Please fit a working transponder before racing

Oulton Park
Circuit Length = 2.6920 miles.
Start: 17:53 End: 18:26

These results are provisional until the conclusion of any judicial and technical matters.

Clerk of Course:	Stewards:	Timekeeper:
------------------	-----------	-------------

HSCC/HRSR "Bates IT" Historic Racing Saloons

QUALIFYING - Race 12

POS	NO	CL	NAME	NAT	ENTRY	TIME	LAPS	GAP	MPH
1	85	D	Roger GODFREY		Austin Mini Cooper S	2:25.963	9		66.39
2	31	B	Les ELY		BMW 2000	2:26.141	7	0.178	66.31
3	54	C	Neil WOOD		Ford Anglia 105E	2:26.192	7	0.229	66.29
4	77	D	Roger EBDON		Morris Mini Cooper	2:26.535	7	0.572	66.13
5	41	C	Tony FIELDING		Ford Anglia 105E	2:26.698	8	0.735	66.06
6	49	C	Peter HORE		Lotus Cortina	2:27.888	7	1.925	65.53
7	83	K4	Tim WATSON		Morris Mini Cooper	2:28.763	8	2.800	65.14
8	84	K4	Roger PHILLIPS		Austin Mini Cooper	2:29.382	7	3.419	64.87
9	82	D	Barry LONG		Austin Mini Cooper S	2:29.833	8	3.870	64.68
10	78	D	Colin FLYNN		Morris Mini Cooper S	2:29.983	7	4.020	64.61
11	97	E	Mike HANNA		Hillman Imp	2:31.008	7	5.045	64.17
12	50	C	Steve READ		Ford Anglia 105E	2:31.434	8	5.471	63.99
13	69	C	Bob BULLEN		Ford Anglia 105E	2:31.700	8	5.737	63.88
14	94	E	Steve PLATTS		Singer Chamois	2:31.831	8	5.868	63.82
15	76	K4	Chris HUNTER		Austin Cooper S	2:31.855	8	5.892	63.81
16	87	E	Simon BENOY		Sunbeam Imp	2:32.008	7	6.045	63.75
17	56	C	Robert TREVOR		Ford Anglia	2:33.272	8	7.309	63.22
18	11	K1	Richard STYLES		Ford Mustang	2:33.373	7	7.410	63.18
19	9	K1	David BETTS		Ford Mustang	2:33.596	7	7.633	63.09
20	89	E	Adrian OLIVER		Hillman Imp	2:34.055	8	8.092	62.90
21	57	C	Jonathan GOMM		Ford Lotus Cortina	2:34.475	6	8.512	62.73
22	37	C	Peter WOODHEAD		Ford Lotus Cortina	2:34.982	8	9.019	62.53
23	66	C	Peter THOMPSON		Alfa 1600 GTA	2:36.392	8	10.429	61.96
24	86	E	Martin ELSON		Austin A40 Farina Mk1	2:36.609	7	10.646	61.88
25	59	K2	Malcolm VEREY		Volvo 122S	2:37.388	7	11.425	61.57
26	7	A	Tony PEARSON		Jaguar S-Type	2:37.923	8	11.960	61.36
27	29	B	Jon WAGSTAFF		Alfa Romeo Giulia Ti	2:38.634	7	12.671	61.09
28	33	B	James FULLER		Alfa Romeo Giulia Sprint	2:39.265	8	13.302	60.85
29	3	K1	Peter HALLFORD		Ford Mustang	2:41.061	3	15.098	60.17
30	25	A	Grant CLEARWATER		Ford Zephyr MkII	2:41.357	6	15.394	60.06
31	91	E	Vince FROST		Hillman Imp	2:45.458	7	19.495	58.57
32	96	E	Timothy BROOK		Austin Mini Cooper	2:48.193	6	22.230	57.62
33	98	K5	Arthur SMITH-FICHET		Renault Dauphine	3:05.183	6	39.220	52.33

Cars 37, 50, 59, 66,& 86 Please fit working transponders

Oulton Park
Circuit Length = 2.6920 miles.
Start: 08:45 End: 09:05

These results are provisional until the conclusion of any judicial and technical matters.

Clerk of Course:	Stewards:	Timekeeper:
------------------	-----------	-------------

HSCC/HRSR "Bates IT" Historic Racing Saloons LAP ANALYSIS

3	Peter HALLFORD	Ford Mustang
1 - X:00.000 2 - 2:41.061 3 - 2:54.708		
7	Tony PEARSON	Jaguar S-Type
1 - X:00.000 6 - 2:44.626 2 - 2:47.406 7 - 2:48.336 3 - 2:39.907 8 - 2:50.112 4 - 2:37.923 5 - 2:39.408		
9	David BETTS	Ford Mustang
1 - X:00.000 6 - 2:34.863 2 - 2:41.939 7 - 2:52.467P 3 - 2:38.869 4 - 2:36.223 5 - 2:33.596		
11	Richard STYLES	Ford Mustang
1 - X:00.000 6 - 2:33.922 2 - 2:39.301 7 - 3:02.744P 3 - 2:34.448 4 - 2:34.323 5 - 2:33.373		
25	Grant CLEARWATER	Ford Zephyr MkII
1 - X:00.000 6 - 2:51.001 2 - 2:51.163 3 - 2:45.415 4 - 2:41.357 5 - 2:44.922		
29	Jon WAGSTAFF	Alfa Romeo Giulia Ti
1 - X:00.000 6 - 2:38.634 2 - 2:49.012 7 - 2:58.245P 3 - 2:42.540 4 - 2:42.033 5 - 2:40.539		

Cars 37, 50, 59, 66,& 86 Please fit working transponders

HSCC/HRSR "Bates IT" Historic Racing Saloons LAP ANALYSIS

(contd.)

31	Les ELY	BMW 2000
1 - X:00.000	6 - 2:26.141	
2 - 2:32.061	7 - 2:32.117	
3 - 2:32.750		
4 - 2:31.567		
5 - 2:27.500		
33	James FULLER	Alfa Romeo Giulia Sprint
1 - X:00.000	6 - 2:39.518	
2 - 2:45.090	7 - 2:50.026	
3 - 2:43.916	8 - 2:48.321	
4 - 2:41.784		
5 - 2:39.265		
37	Peter WOODHEAD	Ford Lotus Cortina
1 - X:00.000	6 - 2:35.756	
2 - 2:41.161	7 - 2:39.994	
3 - 2:36.129	8 - 2:41.684	
4 - 2:35.778		
5 - 2:34.982		
41	Tony FIELDING	Ford Anglia 105E
1 - X:00.000	6 - 2:26.698	
2 - 2:37.234	7 - 2:32.329	
3 - 2:34.423	8 - 2:34.625	
4 - 2:33.003		
5 - 2:27.982		
49	Peter HORE	Lotus Cortina
1 - X:00.000	6 - 2:27.888	
2 - 2:35.447	7 - 2:31.098	
3 - 2:31.259		
4 - 2:32.884		
5 - 2:32.661		
50	Steve READ	Ford Anglia 105E
1 - X:00.000	6 - 2:31.434	
2 - 2:38.315	7 - 2:46.061	
3 - 2:37.584	8 - 2:39.925	
4 - 2:33.989		
5 - 2:33.507		

Cars 37, 50, 59, 66,& 86 Please fit working transponders

HSCC/HRSR "Bates IT" Historic Racing Saloons LAP ANALYSIS

(contd.)

54	Neil WOOD	Ford Anglia 105E
1 - X:00.000	6 - 2:26.192	
2 - 2:32.688	7 - 2:32.367	
3 - 2:30.256		
4 - 2:28.415		
5 - 2:27.884		
56	Robert TREVOR	Ford Anglia
1 - X:00.000	6 - 2:39.033	
2 - 2:41.245	7 - 2:45.335	
3 - 2:40.764	8 - 2:51.147	
4 - 2:34.992		
5 - 2:33.272		
57	Jonathan GOMM	Ford Lotus Cortina
1 - X:00.000	6 - 2:43.502	
2 - 2:34.475		
3 - 2:34.834		
4 - 2:54.388P		
5 - 5:06.388		
59	Malcolm VEREY	Volvo 122S
1 - X:00.000	6 - 2:38.575	
2 - 2:49.491	7 - 2:48.216	
3 - 2:44.780		
4 - 2:39.792		
5 - 2:37.388		
66	Peter THOMPSON	Alfa 1600 GTA
1 - X:00.000	6 - 2:38.965	
2 - 2:44.022	7 - 2:45.506	
3 - 2:41.879	8 - 2:48.396	
4 - 2:40.849		
5 - 2:36.392		
69	Bob BULLEN	Ford Anglia 105E
1 - X:00.000	6 - 2:32.579	
2 - 2:39.681	7 - 2:35.039	
3 - 2:38.748	8 - 2:42.454	
4 - 2:33.849		
5 - 2:31.700		

Cars 37, 50, 59, 66,& 86 Please fit working transponders

HSCC/HRSR "Bates IT" Historic Racing Saloons LAP ANALYSIS

(contd.)

76	Chris HUNTER	Austin Cooper S
1 -	X:00.000	6 - 2:33.315
2 -	2:44.424	7 - 2:48.671
3 -	2:38.153	8 - 2:42.983
4 -	2:32.169	
5 -	2:31.855	
77	Roger EBDON	Morris Mini Cooper
1 -	X:00.000	6 - 2:28.837
2 -	2:30.642	7 - 2:27.271
3 -	2:26.535	
4 -	2:38.868	
5 -	2:28.207	
78	Colin FLYNN	Morris Mini Cooper S
1 -	X:00.000	6 - 2:29.983
2 -	2:34.516	7 - 2:33.896
3 -	2:33.005	
4 -	2:33.661	
5 -	2:31.728	
82	Barry LONG	Austin Mini Cooper S
1 -	X:00.000	6 - 2:29.833
2 -	2:42.821	7 - 2:34.163
3 -	2:36.059	8 - 2:33.901
4 -	2:32.518	
5 -	2:31.490	
83	Tim WATSON	Morris Mini Cooper
1 -	X:00.000	6 - 2:29.558
2 -	2:35.503	7 - 2:33.191
3 -	2:37.206	8 - 2:36.025
4 -	2:31.811	
5 -	2:28.763	
84	Roger PHILLIPS	Austin Mini Cooper
1 -	X:00.000P	6 - 2:31.937
2 -	4:08.601	7 - 2:36.593
3 -	2:32.764	
4 -	2:29.382	
5 -	2:29.427	

Cars 37, 50, 59, 66,& 86 Please fit working transponders

HSCC/HRSR "Bates IT" Historic Racing Saloons LAP ANALYSIS

(contd.)

85	Roger GODFREY	Austin Mini Cooper S
1 - X:00.000	6 - 2:25.963	
2 - 2:29.998	7 - 2:28.094	
3 - 2:27.619	8 - 2:31.881	
4 - 2:27.535	9 - 2:31.715	
5 - 2:26.301		
86	Martin ELSON	Austin A40 Farina Mk1
1 - X:00.000	6 - 2:36.609	
2 - 2:46.132	7 - 2:38.688	
3 - 2:39.148		
4 - 2:39.957		
5 - 2:36.617		
87	Simon BENOY	Sunbeam Imp
1 - X:00.000	6 - 2:33.701	
2 - 2:42.077	7 - 2:37.926	
3 - 2:39.688		
4 - 2:35.459		
5 - 2:32.008		
89	Adrian OLIVER	Hillman Imp
1 - X:00.000	6 - 2:34.055	
2 - 2:43.296	7 - 2:37.378	
3 - 2:38.918	8 - 3:02.179	
4 - 2:34.875		
5 - 2:34.115		
91	Vince FROST	Hillman Imp
1 - X:00.000	6 - 2:51.363	
2 - 2:51.480	7 - 2:52.104	
3 - 2:45.888		
4 - 2:46.416		
5 - 2:45.458		
94	Steve PLATTS	Singer Chamois
1 - X:00.000	6 - 2:31.831	
2 - 2:45.396	7 - 2:37.310	
3 - 2:44.727	8 - 2:36.675	
4 - 2:36.784		
5 - 2:34.863		

Cars 37, 50, 59, 66,& 86 Please fit working transponders

HSCC/HRSR "Bates IT" Historic Racing Saloons LAP ANALYSIS

(contd.)

96	Timothy BROOK	Austin Mini Cooper
1 - X:00.000	6 - 2:48.193	
2 - 2:51.064		
3 - 2:48.258		
4 - 2:49.443		
5 - 2:50.464		
97	Mike HANNA	Hillman Imp
1 - X:00.000	6 - 2:42.536	
2 - 2:39.764	7 - 2:58.993P	
3 - 2:35.300		
4 - 2:46.813		
5 - 2:31.008		
98	Arthur SMITH-FITCHET	Renault Dauphine
1 - X:00.000	6 - 3:23.460P	
2 - 3:11.162		
3 - 3:05.365		
4 - 3:06.850		
5 - 3:05.183		

Cars 37, 50, 59, 66,& 86 Please fit working transponders

HSCC/HRSR "Bates IT" Historic Racing Saloons

GRID - Race 12

ROW 17	3:05.183	98	SMITH-FITCHET	
ROW 16	2:45.458	91	FROST	2:48.193 96 BROOK
ROW 15	2:41.061	3	HALLFORD	2:41.357 25 CLEARWATER
ROW 14	2:38.634	29	WAGSTAFF	2:39.265 33 FULLER
ROW 13	2:37.388	59	VEREY	2:37.923 7 PEARSON
ROW 12	2:36.392	66	THOMPSON	2:36.609 86 ELSON
ROW 11	2:34.475	57	GOMM	2:34.982 37 WOODHEAD
ROW 10	2:33.596	9	BETTS	2:34.055 89 OLIVER
ROW 9	2:33.272	56	TREVOR	2:33.373 11 STYLES
ROW 8	2:31.855	76	HUNTER	2:32.008 87 BENOY
ROW 7	2:31.700	69	BULLEN	2:31.831 94 PLATTS
ROW 6	2:31.008	97	HANNA	2:31.434 50 READ
ROW 5	2:29.833	82	LONG	2:29.983 78 FLYNN
ROW 4	2:28.763	83	WATSON	2:29.382 84 PHILLIPS
ROW 3	2:26.698	41	FIELDING	2:27.888 49 HORE
ROW 2	2:26.192	54	WOOD	2:26.535 77 EBDON
ROW 1	2:25.963	85	GODFREY	2:26.141 31 ELY
POLE				

Cars 37, 50, 59, 66,& 86 Please fit working transponders

Oulton Park
Circuit Length = 2.6920 miles.
Start: 08:45 End: 09:05

These results are provisional until the conclusion of any judicial and technical matters.

Clerk of Course:	Stewards:	Timekeeper:
------------------	-----------	-------------

HSCC Classic Formula 3 QUALIFYING - Race 15

POS	NO	CL	NAME	NAT	ENTRY	TIME	LAPS	GAP	MPH
1	7	A	Richard TROTT		Chevron B43	2:05.761	10		77.06
2	2	A	Neil DUNKEL		Argo JM3	2:07.047	9	1.286	76.28
3	48	C	Nicholas PEARCE		Delta T78/79	2:09.446	9	3.685	74.86
4	10	C	Peter MEYRICK		Reynard SF79	2:09.955	9	4.194	74.57
5	63	A	Paul SMITH		Ralt RT1	2:10.448	7	4.687	74.29
6	35	C	Colin WRIGHT		Reynard SF79	2:10.859	9	5.098	74.05
7	34	C	Dale SPRUCE		Reynard SF79	2:12.792	9	7.031	72.98
8	90	A	Alan PARKER		Chevron B38	2:12.942	7	7.181	72.89
9	4	A	Paul CAMPFIELD		March 803	2:13.236	9	7.475	72.73
10	17	A	Keith WHITE		Ralt RT1	2:13.846	5	8.085	72.40
11	6	A	Martyn PORTER		Chevron B43	2:13.919	9	8.158	72.36
12	16	C	David BOLAND		Delta T79	2:14.436	9	8.675	72.08
13	9	C	Adam ORMANDY		Reynard SF78	2:14.449	8	8.688	72.08
14	50	C	Clive WOOD		Reynard SF78	2:14.649	9	8.888	71.97
15	14	A	Iain ROWLEY		March 793	2:14.930	9	9.169	71.82
16	81	C	Tom BRADSHAW		Royale RP27	2:15.534	7	9.773	71.50
17	60	C	Nigel GRANT		Delta T78	2:15.675	9	9.914	71.43
18	82	A	John BRADSHAW		Argo JM1	2:15.746	9	9.985	71.39
19	8	A	Peter WILLIAMS		Argo JM6	2:15.994	9	10.233	71.26
20	29	A	Bryan SHAW		March 803	2:16.700	5	10.939	70.89
21	40	A	Hugh PRICE		Chevron B38	2:18.463	8	12.702	69.99
22	77	A	Nick CROSSLEY		Ralt RT1	2:19.758	8	13.997	69.34
23	42	A	Tom THORNTON		Argo JM3	2:19.838	8	14.077	69.30
24	69	B	Albert CLEMENTS		Lotus 69	2:19.887	8	14.126	69.27
25	54	C	Peter RICHARDS		Delta T79	2:21.958	8	16.197	68.26
26	51	C	Stuart OLLEY		Delta T79	2:22.482	8	16.721	68.01
27	53	C	Roger PRICE		Delta T79	2:25.092	3	19.331	66.79
28	84	B	Bob YARWOOD		Elden F3	2:37.609	5	31.848	61.48
29	96	B	Gareth WALTERS		Palliser WDF3	2:40.759	7	34.998	60.28
30	87	A	Andrew STORER		Chevron B38	2:45.284	5	39.523	58.63
31	20	B	Vernon WILLIAMSON		Hesketh Dastle Mk9	2:46.017	7	40.256	58.37

Oulton Park
Circuit Length = 2.6920 miles.
Start: 09:42 End: 10:02

These results are provisional until the conclusion of any judicial and technical matters.

Clerk of Course:	Stewards:	Timekeeper:
------------------	-----------	-------------

HSCC Classic Formula 3 LAP ANALYSIS

2	Neil DUNKEL	Argo JM3
1 -	X:00.000	6 - 2:13.806
2 -	2:11.592	7 - 2:14.229
3 -	2:07.047	8 - 2:11.125
4 -	2:07.813	9 - 2:09.087
5 -	2:12.360	
4	Paul CAMPFIELD	March 803
1 -	X:00.000	6 - 2:17.854
2 -	2:23.904	7 - 2:14.953
3 -	2:30.982	8 - 2:14.979
4 -	2:17.902	9 - 2:13.236
5 -	2:21.674	
6	Martyn PORTER	Chevron B43
1 -	X:00.000	6 - 2:20.588
2 -	2:14.424	7 - 2:21.791
3 -	2:15.567	8 - 2:13.919
4 -	2:17.585	9 - 2:27.875
5 -	2:21.407	
7	Richard TROTT	Chevron B43
1 -	X:00.000	6 - 2:09.504
2 -	2:11.629	7 - 2:07.636
3 -	2:07.684	8 - 2:08.276
4 -	2:07.329	9 - 2:05.761
5 -	2:12.145	10 - 2:07.279
8	Peter WILLIAMS	Argo JM6
1 -	X:00.000	6 - 2:20.969
2 -	2:22.670	7 - 2:18.135
3 -	2:16.524	8 - 2:16.531
4 -	2:17.285	9 - 2:15.994
5 -	2:21.107	
9	Adam ORMANDY	Reynard SF78
1 -	X:00.000	6 - 3:14.876
2 -	2:25.272	7 - 2:17.425
3 -	2:14.449	8 - 2:17.385
4 -	2:24.623	
5 -	2:43.751P	

HSCC Classic Formula 3

LAP ANALYSIS

(contd.)

10	Peter MEYRICK	Reynard SF79
1 -	X:00.000	6 - 2:11.502
2 -	2:11.409	7 - 2:11.971
3 -	2:17.190	8 - 2:11.299
4 -	2:09.955	9 - 2:21.492P
5 -	2:11.731	
14	Iain ROWLEY	March 793
1 -	X:00.000	6 - 2:21.969
2 -	2:21.355	7 - 2:15.294
3 -	2:19.973	8 - 2:15.087
4 -	2:20.904	9 - 2:14.930
5 -	2:20.285	
16	David BOLAND	Delta T79
1 -	X:00.000	6 - 2:22.940
2 -	2:19.040	7 - 2:19.580
3 -	2:14.436	8 - 2:19.869
4 -	2:19.494	9 - 2:21.417
5 -	2:22.310	
17	Keith WHITE	Ralt RT1
1 -	X:00.000	
2 -	2:15.489	
3 -	2:13.846	
4 -	2:15.833	
5 -	2:44.916	
20	Vernon WILLIAMSON	Hesketh Dastle Mk9
1 -	X:00.000	6 - 2:57.427
2 -	2:46.017	7 - 2:50.634
3 -	2:47.128	
4 -	3:06.862	
5 -	3:02.583	
29	Bryan SHAW	March 803
1 -	X:00.000	
2 -	2:22.156	
3 -	2:16.700	
4 -	2:16.869	
5 -	2:32.134P	

HSCC Classic Formula 3

LAP ANALYSIS

(contd.)

34	Dale SPRUCE	Reynard SF79
1 - X:00.000	6 - 2:20.609	
2 - 2:18.026	7 - 2:14.278	
3 - 2:12.792	8 - 2:13.677	
4 - 2:13.243	9 - 2:13.735	
5 - 2:15.294		
35	Colin WRIGHT	Reynard SF79
1 - X:00.000	6 - 2:15.060	
2 - 2:16.793	7 - 2:12.934	
3 - 2:13.085	8 - 2:10.859	
4 - 2:14.797	9 - 2:14.244	
5 - 2:22.326		
40	Hugh PRICE	Chevron B38
1 - X:00.000	6 - 2:18.463	
2 - 2:30.926	7 - 2:27.096P	
3 - 2:23.972	8 - 3:13.968	
4 - 2:19.701		
5 - 2:19.994		
42	Tom THORNTON	Argo JM3
1 - X:00.000	6 - 2:23.793	
2 - 2:28.105	7 - 2:25.762	
3 - 2:38.774	8 - 2:19.838	
4 - 2:25.251		
5 - 2:24.174		
48	Nicholas PEARCE	Delta T78/79
1 - X:00.000	6 - 2:14.824	
2 - 2:15.638	7 - 2:12.902	
3 - 2:12.514	8 - 2:10.469	
4 - 2:11.784	9 - 2:09.446	
5 - 2:13.979		
50	Clive WOOD	Reynard SF78
1 - X:00.000	6 - 2:18.500	
2 - 2:26.589	7 - 2:15.063	
3 - 2:22.898	8 - 2:15.398	
4 - 2:16.311	9 - 2:14.649	
5 - 2:18.475		

HSCC Classic Formula 3

LAP ANALYSIS

(contd.)

51	Stuart OLLEY	Delta T79
1 -	X:00.000	6 - 2:27.777
2 -	2:36.522	7 - 2:25.239
3 -	2:26.880	8 - 2:22.482
4 -	2:32.091	
5 -	2:30.283	
53	Roger PRICE	Delta T79
1 -	X:00.000P	
2 -	X:00.000	
3 -	2:25.092	
54	Peter RICHARDS	Delta T79
1 -	X:00.000	6 - 2:25.727
2 -	2:28.429	7 - 2:22.718
3 -	2:26.833	8 - 2:21.958
4 -	2:22.970	
5 -	2:25.824	
60	Nigel GRANT	Delta T78
1 -	X:00.000	6 - 2:19.690
2 -	2:19.537	7 - 2:17.639
3 -	2:15.675	8 - 2:17.795
4 -	2:16.560	9 - 2:17.161
5 -	2:25.543	
63	Paul SMITH	Ralt RT1
1 -	X:00.000	6 - 2:13.791
2 -	2:17.950	7 - 2:30.752P
3 -	2:10.448	
4 -	2:12.342	
5 -	2:12.533	
69	Albert CLEMENTS	Lotus 69
1 -	X:00.000	6 - 2:28.628
2 -	2:31.208	7 - 2:23.125
3 -	2:27.084	8 - 2:19.887
4 -	2:21.853	
5 -	2:24.619	

HSCC Classic Formula 3

LAP ANALYSIS

(contd.)

77	Nick CROSSLEY	Ralt RT1
1 - X:00.000P	6 - 2:19.758	
2 - 3:16.607	7 - 2:28.579	
3 - 2:25.702	8 - 2:32.942P	
4 - 2:20.702		
5 - 2:22.071		
81	Tom BRADSHAW	Royale RP27
1 - X:00.000P	6 - 2:25.203P	
2 - 2:56.982	7 - 4:53.326	
3 - 2:21.203		
4 - 2:18.732		
5 - 2:15.534		
82	John BRADSHAW	Argo JM1
1 - X:00.000	6 - 2:20.534	
2 - 2:18.072	7 - 2:16.293	
3 - 2:15.746	8 - 2:15.929	
4 - 2:17.245	9 - 2:17.616	
5 - 2:25.151		
84	Bob YARWOOD	Elden F3
1 - X:00.000		
2 - 2:37.609		
3 - 2:41.098		
4 - 2:39.814		
5 - 2:45.869P		
87	Andrew STORER	Chevron B38
1 - X:00.000		
2 - 2:57.428		
3 - 2:55.326		
4 - 2:46.536		
5 - 2:45.284		
90	Alan PARKER	Chevron B38
1 - X:00.000	6 - 2:20.080	
2 - 2:14.079	7 - 2:34.201P	
3 - 2:12.942		
4 - 2:28.955P		
5 - 3:58.464		

HSCC Classic Formula 3 LAP ANALYSIS


(contd.)

96	Gareth WALTERS	Palliser WDF3
1 - X:00.000	6 - 2:45.137	
2 - 2:40.759	7 - 2:42.493	
3 - 2:41.524		
4 - 2:44.705		
5 - 2:47.914		

HSCC Classic Formula 3

GRID - Race 15

ROW 16		2:46.017			
		20	WILLIAMSON		
ROW 15	2:40.759			2:45.284	
	96	WALTERS		87	STORER
ROW 14		2:25.092		2:37.609	
		53	PRICE	84	YARWOOD
ROW 13	2:21.958			2:22.482	
	54	RICHARDS		51	OLLEY
ROW 12		2:19.838		2:19.887	
		42	THORNTON	69	CLEMENTS
ROW 11	2:18.463			2:19.758	
	40	PRICE		77	CROSSLEY
ROW 10		2:15.994		2:16.700	
		8	WILLIAMS	29	SHAW
ROW 9	2:15.675			2:15.746	
	60	GRANT		82	BRADSHAW
ROW 8		2:14.930		2:15.534	
		14	ROWLEY	81	BRADSHAW
ROW 7	2:14.449			2:14.649	
	9	ORMANDY		50	WOOD
ROW 6		2:13.919		2:14.436	
		6	PORTER	16	BOLAND
ROW 5	2:13.236			2:13.846	
	4	CAMPFIELD		17	WHITE
ROW 4		2:12.792		2:12.942	
		34	SPRUCE	90	PARKER
ROW 3	2:10.448			2:10.859	
	63	SMITH		35	WRIGHT
ROW 2		2:09.446		2:09.955	
		48	PEARCE	10	MEYRICK
ROW 1	2:05.761			2:07.047	
	7	TROTT		2	DUNKEL
		POLE			



Oulton Park
 Circuit Length = 2.6920 miles.
 Start: 09:42 End: 10:02

These results are provisional until the conclusion of any judicial and technical matters.

Clerk of Course:	Stewards:	Timekeeper:
------------------	-----------	-------------

HSCC Classic Formula 3

RACE RESULT - Race 15

POS	NO	CL	NAME	NAT	ENTRY	TIME	LAPS	GAP	MPH	BEST
1	2	A	Neil DUNKEL		Argo JM3	5:31.021	3		87.83	1:47.274
2	17	A	Keith WHITE		Ralt RT1	5:31.220	3	0.199	87.77	1:47.063
3	4	A	Paul CAMPFIELD		March 803	5:34.074	3	3.053	87.02	1:47.868
4	29	A	Bryan SHAW		March 803	5:36.446	3	5.425	86.41	1:48.927
5	8	A	Peter WILLIAMS		Argo JM6	5:37.292	3	6.271	86.19	1:49.350
6	81	C	Tom BRADSHAW		Royale RP27	5:45.136	3	14.115	84.23	1:50.115
7	40	A	Hugh PRICE		Chevron B38	5:49.494	3	18.473	83.18	1:52.468
8	35	C	Colin WRIGHT		Reynard SF79	5:51.214	3	20.193	82.78	1:53.131
9	50	C	Clive WOOD		Reynard SF78	5:51.832	3	20.811	82.63	1:53.579
10	42	A	Tom THORNTON		Argo JM3	5:55.152	3	24.131	81.86	1:54.265
11	54	C	Peter RICHARDS		Delta T79	5:56.277	3	25.256	81.60	1:55.414
12	16	C	David BOLAND		Delta T79	6:05.996	3	34.975	79.43	1:57.318
13	82	A	John BRADSHAW		Argo JM1	6:09.966	3	38.945	78.58	1:53.671
14	60	C	Nigel GRANT		Delta T78	6:10.683	3	39.662	78.43	1:53.010
15	51	C	Stuart OLLEY		Delta T79	6:11.325	3	40.304	78.29	1:59.338
16	69	B	Albert CLEMENTS		Lotus 69	6:13.579	3	42.558	77.82	2:00.395
17	84	B	Bob YARWOOD		Elden F3	6:14.981	3	43.960	77.53	2:00.952
18	96	B	Gareth WALTERS		Palliser WDF3	6:50.703	3	1:19.682	70.79	2:12.322
19	20	B	Vernon WILLIAMSON		Hesketh Dastle Mk9	7:01.891	3	1:30.870	68.91	2:16.679

NOT CLASSIFIED

10	C	Peter MEYRICK	Reynard SF79	3:49.994	2	D.N.F.	84.27	1:53.094
90	A	Alan PARKER	Chevron B38	2:52.638	1	D.N.F.	56.13	2:52.638
9	C	Adam ORMANDY	Reynard SF78		0	D.N.F.	N/A	
14	A	Iain ROWLEY	March 793		0	D.N.F.	N/A	
48	C	Nicholas PEARCE	Delta T78/79		0	D.N.F.	N/A	
53	C	Roger PRICE	Delta T79		0	D.N.F.	N/A	
63	A	Paul SMITH	Ralt RT1		0	D.N.F.	N/A	

FASTEST LAP

17	A	Keith WHITE	Ralt RT1	1:47.063	2	90.51mph	145.67kph
81	C	Tom BRADSHAW	Royale RP27	1:50.115	2	88.01mph	141.63kph
69	B	Albert CLEMENTS	Lotus 69	2:00.395	3	80.49mph	129.54kph

First start red flagged, cars 6, 7, 53, 34, 77, 87 did not take restart

Oulton Park
Circuit Length = 2.6920 miles.
Start: 16:32 End: 16:38

These results are provisional until the conclusion of any judicial and technical matters.

Clerk of Course:	Stewards:	Timekeeper:
------------------	-----------	-------------

HSCC Classic Formula 3

LAP CHART

Lap 1			Lap 2			Lap 3			Lap 4			Lap 5		
No	Behind	Laptime	No	Behind	Laptime	No	Behind	Laptime	No	Behind	Laptime	No	Behind	Laptime
2		1:55.527	2		1:47.274	2		1:48.220						
17	1.155	1:56.682	17	0.944	1:47.063	17	0.199	1:47.475						
10	1.373	1:56.900	4	3.405	1:49.056	4	3.053	1:47.868						
4	1.623	1:57.150	29	4.152	1:48.927	29	5.425	1:49.493						
29	2.499	1:58.026	8	4.926	1:49.350	8	6.271	1:49.565						
8	2.850	1:58.377	10	7.193	1:53.094	81	14.115	1:54.490						
81	5.004	2:00.531	81	7.845	1:50.115	40	18.473	1:52.468						
60	7.259	2:02.786	60	12.995	1:53.010	35	20.193	1:55.024						
35	7.532	2:03.059	35	13.389	1:53.131	50	20.811	1:54.270						
50	8.456	2:03.983	40	14.225	1:52.682	42	24.131	1:55.039						
40	8.817	2:04.344	50	14.761	1:53.579	54	25.256	1:55.485						
54	9.851	2:05.378	42	17.312	1:54.265	16	34.975	2:00.140						
42	10.321	2:05.848	54	17.991	1:55.414	82	38.945	1:58.252						
16	13.011	2:08.538	16	23.055	1:57.318	60	39.662	2:14.887						
51	15.131	2:10.658	51	27.195	1:59.338	51	40.304	2:01.329						
69	16.772	2:12.299	82	28.913	1:53.671	69	42.558	2:00.395						
84	17.108	2:12.635	69	30.383	2:00.885	84	43.960	2:00.952						
82	22.516	2:18.043	84	31.228	2:01.394	96	1:19.682	2:12.322						
96	29.158	2:24.685	96	55.580	2:13.696	20	1:30.870	2:17.694						
20	31.991	2:27.518	20	1:01.396	2:16.679									
90	57.111	2:52.638												

First start red flagged, cars 6, 7, 53, 34, 77, 87 did not take restart

BRDC Historic Sportscar Championship

Qualifying - Race 16

POS	NO	CL	NAME	NAT	ENTRY	TIME	LAPS	GAP	MPH
1	21	A	Graeme DODD		Cooper Monaco	2:27.012	8		65.92
2	16	A	Gary PEARSON		Jaguar D-Type	2:28.773	7	1.761	65.14
3	54	B	Peter HORSMAN		Lotus 17 prototype	2:29.174	8	2.162	64.96
4	27	A	John HARPER		Cooper Monaco	2:29.885	8	2.873	64.65
5	7	A	Stephen GIBSON		Lister Jaguar	2:30.978	8	3.966	64.18
6	38	D	Jamie MCINTYRE		Rejo MKIV	2:31.341	8	4.329	64.03
7	36	B	Rupert WOOD		Widi Mk2	2:31.373	8	4.361	64.02
8	90	T	Jac NELLEMAN		Lotus 15	2:33.215	8	6.203	63.25
9	70	B	Les ELY		Cooper Bobtail	2:34.255	7	7.243	62.82
10	93	T	Malcolm RICKETTS		Lotus 11	2:35.885	8	8.873	62.16
11	6	C	Benjamin EASTICK		Jaguar D-Type	2:36.681	8	9.669	61.85
12	10	A	Phil BENNETT		Lister Jaguar	2:41.543	8	14.531	59.99
13	94	C	Ben CUSSONS		Jaguar C-Type	2:44.218	7	17.206	59.01
14	62	B	Malcolm PAUL		Elva Mk5	2:46.902	6	19.890	58.06
15	92	D	Jim WOODLEY		Lotus 17	2:46.991	6	19.979	58.03
16	55	C	Nigel WEBB		Jaguar C-Type	2:51.655	7	24.643	56.45
17	45	C	Tony BAILEY		OSCA MT42AD	2:54.355	7	27.343	55.58
18	95	B	William I'ANSON		Rejo 3/4	2:57.923	6	30.911	54.46
19	29	A	Nicholas COOKE		Maserati Tipo 350S	2:59.136	6	32.124	54.10

Oulton Park
 Circuit Length = 2.6920 miles.
 Start: 10:12 End: 10:32

These results are provisional until the conclusion of any judicial and technical matters.

Clerk of Course:	Stewards:	Timekeeper:
------------------	-----------	-------------

BRDC Historic Sportscar Championship

LAP ANALYSIS

6	Benjamin EASTICK	Jaguar D-Type
1 -	X:00.000	6 - 2:38.006
2 -	2:40.021	7 - 2:36.681
3 -	2:37.697	8 - 2:40.126
4 -	2:38.070	
5 -	3:07.322	
7	Stephen GIBSON	Lister Jaguar
1 -	X:00.000	6 - 2:31.907
2 -	2:42.025	7 - 2:30.978
3 -	2:35.361	8 - 2:33.294
4 -	2:34.713	
5 -	2:37.850	
10	Phil BENNETT	Lister Jaguar
1 -	X:00.000	6 - 2:41.624
2 -	2:41.543	7 - 2:43.052
3 -	2:45.152	8 - 2:45.321
4 -	2:43.084	
5 -	2:45.945	
16	Gary PEARSON	Jaguar D-Type
1 -	X:00.000	6 - 2:30.869
2 -	2:36.377	7 - 2:44.309P
3 -	2:31.608	
4 -	2:29.687	
5 -	2:28.773	
21	Graeme DODD	Cooper Monaco
1 -	X:00.000	6 - 2:27.963
2 -	2:33.085	7 - 2:27.012
3 -	2:29.662	8 - 2:27.386
4 -	2:28.036	
5 -	2:30.724	
27	John HARPER	Cooper Monaco
1 -	X:00.000	6 - 2:30.967
2 -	2:38.384	7 - 2:35.514
3 -	2:33.912	8 - 2:29.885
4 -	2:34.462	
5 -	2:31.374	

BRDC Historic Sportscar Championship

LAP ANALYSIS

(contd.)

29	Nicholas COOKE	Maserati Tipo 350S
1 - X:00.000	6 - 3:27.688P	
2 - 3:12.087		
3 - 3:06.554		
4 - 3:00.642		
5 - 2:59.136		
36	Rupert WOOD	Widi Mk2
1 - X:00.000	6 - 2:36.527	
2 - 2:37.855	7 - 2:34.099	
3 - 2:34.199	8 - 2:34.319	
4 - 2:32.117		
5 - 2:31.373		
38	Jamie MCINTYRE	Rejo MKIV
1 - X:00.000	6 - 2:32.992	
2 - 2:34.719	7 - 2:32.101	
3 - 2:31.966	8 - 2:31.341	
4 - 2:31.888		
5 - 2:34.602		
45	Tony BAILEY	OSCA MT42AD
1 - X:00.000	6 - 3:01.284	
2 - 3:06.516	7 - 2:54.355	
3 - 3:01.796		
4 - 3:00.676		
5 - 2:58.151		
54	Peter HORSMAN	Lotus 17 prototype
1 - X:00.000	6 - 2:29.510	
2 - 2:31.770	7 - 2:32.297	
3 - 2:33.138	8 - 2:29.648	
4 - 2:29.174		
5 - 2:32.278		
55	Nigel WEBB	Jaguar C-Type
1 - X:00.000	6 - 3:03.050	
2 - 3:19.109	7 - 2:52.233	
3 - 3:08.762		
4 - 3:03.014		
5 - 2:51.655		

BRDC Historic Sportscar Championship

LAP ANALYSIS

(contd.)

62	Malcolm PAUL	Elva Mk5
1 - X:00.000	6 - 2:59.232	
2 - 2:52.541		
3 - 2:46.902		
4 - 2:47.354		
5 - 2:47.853		
70	Les ELY	Cooper Bobtail
1 - X:00.000	6 - 2:36.167	
2 - 2:36.315	7 - 2:37.124	
3 - 2:36.359		
4 - 2:34.255		
5 - 2:35.302		
90	Jac NELLEMAN	Lotus 15
1 - X:00.000	6 - 2:33.215	
2 - 2:39.871	7 - 2:38.034	
3 - 2:37.138	8 - 2:36.788	
4 - 2:37.144		
5 - 2:35.562		
92	Jim WOODLEY	Lotus 17
1 - X:00.000	6 - 2:52.665	
2 - 2:55.789		
3 - 2:46.991		
4 - 3:44.148		
5 - 2:50.760		
93	Malcolm RICKETTS	Lotus 11
1 - X:00.000	6 - 2:35.885	
2 - 2:47.519	7 - 2:36.485	
3 - 2:36.904	8 - 2:41.089	
4 - 2:36.177		
5 - 2:36.909		
94	Ben CUSSONS	Jaguar C-Type
1 - X:00.000	6 - 2:45.351	
2 - 2:53.919	7 - 2:44.218	
3 - 2:45.435		
4 - 2:47.936		
5 - 2:44.534		

BRDC Historic Sportscar Championship

LAP ANALYSIS


(contd.)

95	William I'ANSON	Rejo 3/4
1 - X:00.000	6 - 3:01.637	
2 - 3:04.944		
3 - 3:01.321		
4 - 3:02.088		
5 - 2:57.923		

BRDC Historic Sportscar Championship

GRID - Race 16

ROW 10	2:59.136 29 COOKE	
ROW 9	2:54.355 45 BAILEY	2:57.923 95 I'ANSON
ROW 8	2:46.991 92 WOODLEY	2:51.655 55 WEBB
ROW 7	2:44.218 94 CUSSONS	2:46.902 62 PAUL
ROW 6	2:36.681 6 EASTICK	2:41.543 10 BENNETT
ROW 5	2:34.255 70 ELY	2:35.885 93 RICKETTS
ROW 4	2:31.373 36 WOOD	2:33.215 90 NELLEMAN
ROW 3	2:30.978 7 GIBSON	2:31.341 38 MCINTYRE
ROW 2	2:29.174 54 HORSMAN	2:29.885 27 HARPER
ROW 1	2:27.012 21 DODD	2:28.773 16 PEARSON
POLE		



Oulton Park
Circuit Length = 2.6920 miles.
Start: 10:12 End: 10:32

These results are provisional until the conclusion of any judicial and technical matters.

Clerk of Course:

Stewards:

Timekeeper:

BRDC Historic Sportscar Championship

RACE RESULT

POS	NO	CL	NAME	NAT	ENTRY	TIME	LAPS	GAP	MPH	BEST
1	21	A	Graeme DODD		Cooper Monaco	17:47.256	9		81.72	1:57.270
2	27	A	John HARPER		Cooper Monaco	18:07.836	9	20.580	80.17	1:56.386
3	90	T	Jac NELLEMAN		Lotus 15	18:13.032	9	25.776	79.79	1:59.112
4	54	B	Peter HORSMAN		Lotus 17 prototype	18:21.893	9	34.637	79.15	1:59.349
5	16	A	Gary PEARSON		Jaguar D-Type	18:27.223	9	39.967	78.77	2:00.211
6	38	D	Jamie MCINTYRE		Rejo MKIV	18:32.975	9	45.719	78.36	1:59.267
7	36	B	Rupert WOOD		Widi Mk2	19:16.493	9	1:29.237	75.41	2:04.768
8	93	T	Malcolm RICKETTS		Lotus 11	19:39.851	9	1:52.595	73.92	2:08.999
9	6	C	Benjamin EASTICK		Jaguar D-Type	19:43.554	9	1:56.298	73.69	2:09.366
10	92	D	Jim WOODLEY		Lotus 17	19:48.431	9	2:01.175	73.39	2:09.343
11	10	A	Phil BENNETT		Lister Jaguar	19:51.714	9	2:04.458	73.18	2:08.400
12	55	C	Nigel WEBB		Jaguar C-Type	19:53.959	9	2:06.703	73.05	2:09.783
13	94	C	Ben CUSSONS		Jaguar C-Type	19:54.337	9	2:07.081	73.02	2:10.035
14	62	B	Malcolm PAUL		Elva Mk5	17:50.943	8	1 LAP	72.39	2:11.108
15	45	C	Tony BAILEY		OSCA MT42AD	19:13.318	8	1 LAP	67.22	2:20.275
16	95	B	William I'ANSON		Rejo 3/4	19:36.753	8	1 LAP	65.88	2:21.640
17	29	A	Nicholas COOKE		Maserati Tipo 350S	19:57.533	7	2 LAPS	56.64	2:48.082

NOT CLASSIFIED

70	B	Les ELY		Cooper Bobtail	13:23.435	6	D.N.F.	72.37	2:11.215
7	A	Stephen GIBSON		Lister Jaguar	6:08.228	3	D.N.F.	78.95	1:59.305

FASTEST LAP

27	A	John HARPER		Cooper Monaco	1:56.386	3	83.26mph	134.00kph
90	T	Jac NELLEMAN		Lotus 15	1:59.112	3	81.36mph	130.93kph
38	D	Jamie MCINTYRE		Rejo MKIV	1:59.267	5	81.25mph	130.76kph
54	B	Peter HORSMAN		Lotus 17 prototype	1:59.349	5	81.20mph	130.67kph
6	C	Benjamin EASTICK		Jaguar D-Type	2:09.366	3	74.91mph	120.56kph

Chequered flag shown early - result drawn at 9 laps

These results are provisional until the conclusion of any judicial and technical matters.

Oulton Park
Circuit Length = 2.6920 miles.
Start: 16:51 End: 17:08

Clerk of Course:	Stewards:	Timekeeper:
------------------	-----------	-------------

BRDC Historic Sportscar Championship

LAP CHART

Lap 1			Lap 2			Lap 3			Lap 4			Lap 5		
No	Behind	Laptime	No	Behind	Laptime	No	Behind	Laptime	No	Behind	Laptime	No	Behind	Laptime
21		2:04.036	21		1:57.719	21		1:57.270	21		1:58.044	21		1:57.370
27	2.866	2:06.902	27	2.789	1:57.642	27	1.905	1:56.386	27	0.386	1:56.525	27	1.122	1:58.106
16	3.629	2:07.665	7	7.168	2:00.781	7	9.203	1:59.305	90	11.047	1:59.757	95	1 LAP	2:26.907
7	4.106	2:08.142	90	7.492	2:00.873	90	9.334	1:59.112	54	17.177	2:02.191	90	14.235	2:00.558
90	4.338	2:08.374	16	8.381	2:02.471	16	11.322	2:00.211	38	17.520	2:02.349	54	19.156	1:59.349
38	5.149	2:09.185	54	9.628	2:01.522	54	13.030	2:00.672	16	18.213	2:04.935	38	19.417	1:59.267
54	5.825	2:09.861	38	9.968	2:02.538	38	13.215	2:00.517	36	33.047	2:06.396	16	21.596	2:00.753
36	7.912	2:11.948	36	14.961	2:04.768	36	24.695	2:07.004	29	1 LAP	2:52.700	36	41.402	2:05.725
93	13.013	2:17.049	93	24.293	2:08.999	93	36.344	2:09.321	93	48.911	2:10.611	93	1:01.775	2:10.234
70	13.373	2:17.409	70	26.869	2:11.215	70	41.007	2:11.408	70	54.768	2:11.805	6	1:07.241	2:09.511
6	17.442	2:21.478	6	30.884	2:11.161	6	42.980	2:09.366	6	55.100	2:10.164	92	1:08.810	2:09.343
92	18.267	2:22.303	92	32.569	2:12.021	92	44.919	2:09.620	92	56.837	2:09.962	70	1:10.606	2:13.208
10	18.625	2:22.661	10	33.856	2:12.950	10	46.838	2:10.252	10	59.676	2:10.882	10	1:13.963	2:11.657
94	19.485	2:23.521	94	34.835	2:13.069	55	47.672	2:09.995	55	1:00.503	2:10.875	55	1:14.608	2:11.475
62	21.045	2:25.081	55	34.947	2:11.519	94	49.003	2:11.438	94	1:01.550	2:10.591	94	1:15.826	2:11.646
55	21.147	2:25.183	62	36.530	2:13.204	62	50.590	2:11.330	62	1:03.654	2:11.108	62	1:19.872	2:13.588
45	26.131	2:30.167	45	48.687	2:20.275	45	1:14.990	2:23.573	45	1:38.626	2:21.680	29	1 LAP	2:51.195
95	33.723	2:37.759	95	1:06.975	2:30.971	95	1:34.920	2:25.215						
29	52.594	2:56.630	29	1:44.786	2:49.911									

Chequered flag shown early - result drawn at 9 laps

BRDC Historic Sportscar Championship

LAP CHART

(contd.)

Lap 6			Lap 7			Lap 8			Lap 9			Lap 10		
No	Behind	Laptime	No	Behind	Laptime	No	Behind	Laptime	No	Behind	Laptime	No	Behind	Laptime
21		1:58.381	21		1:58.116	21		1:57.547	21		1:58.773			
27	0.865	1:58.124	27	1.111	1:58.362	27	16.411	2:12.847	62	1 LAP	2:12.191			
45	1 LAP	2:26.568	90	20.490	2:01.015	90	24.357	2:01.414	27	20.580	2:02.942			
90	17.591	2:01.737	54	27.287	2:02.371	54	31.075	2:01.335	90	25.776	2:00.192			
54	23.032	2:02.257	29	2 LAPS	2:49.878	16	35.777	2:02.717	54	34.637	2:02.335			
16	25.933	2:02.718	16	30.607	2:02.790	38	43.597	2:02.825	16	39.967	2:02.963			
38	33.286	2:12.250	38	38.319	2:03.149	45	1 LAP	2:22.370	38	45.719	2:00.895			
95	1 LAP	2:26.517	45	1 LAP	2:27.382	36	1:19.843	2:08.022	45	1 LAP	2:21.303			
36	59.544	2:16.523	95	1 LAP	2:23.340	29	2 LAPS	2:48.082	36	1:29.237	2:08.167			
93	1:15.561	2:12.167	36	1:09.368	2:07.940	95	1 LAP	2:21.640	95	1 LAP	2:24.404			
6	1:20.282	2:11.422	93	1:28.144	2:10.699	93	1:41.107	2:10.510	93	1:52.595	2:10.261			
92	1:23.584	2:13.155	6	1:32.776	2:10.610	6	1:44.891	2:09.662	6	1:56.298	2:10.180			
10	1:28.302	2:12.720	92	1:37.711	2:12.243	92	1:50.178	2:10.014	92	2:01.175	2:09.770			
55	1:29.746	2:13.519	10	1:40.140	2:09.954	10	1:50.993	2:08.400	10	2:04.458	2:12.238			
94	1:30.261	2:12.816	55	1:41.413	2:09.783	55	1:54.776	2:10.910	55	2:06.703	2:10.700			
70	1:30.615	2:18.390	94	1:43.183	2:11.038	94	1:55.671	2:10.035	94	2:07.081	2:10.183			
62	1:33.678	2:12.187	62	1:47.816	2:12.254				29	2 LAPS	2:49.137			

Chequered flag shown early - result drawn at 9 laps

HSCC Classic Sports Cars supported by Dunlop Tyres

QUALIFYING - Race 17

POS	NO	CL	NAME	NAT	ENTRY	TIME	LAPS	GAP	MPH
1	8	SRD	Ross MAXWELL		Chevron B8	2:14.302	13		72.16
2	9	SRD	Sandy WATSON		Chevron B8	2:15.475	11	1.173	71.53
3	15	GT4	David METHLEY		Marcos 1800GT	2:25.259	12	10.957	66.71
4	2	SRD	Stuart TIZZARD		Lenham Spider	2:26.155	10	11.853	66.30
5	70	G12	DODD/ELY		Jaguar E-Type	2:26.555	10	12.253	66.12
6	72	GT5	Jamie BOOT		TVR Griffith 400	2:28.480	11	14.178	65.26
7	42	SRD	LEIGHTON/TAYLOR		Chevron B8	2:29.153	10	14.851	64.97
8	77	GT3	Sean WALKER		Lotus Elan 26R	2:29.665	11	15.363	64.75
9	88	GT4	Stephen MINOPRIO		Marcos 1800GT	2:29.853	12	15.551	64.67
10	14	SRD	Hugh COLMAN		Chevron B8	2:30.335	11	16.033	64.46
11	76	GT2	JENKINSON/YOUNG		Jaguar E-Type	2:31.261	10	16.959	64.06
12	16	GT4	Phillip NELSON		Marcos 1800GT	2:31.409	10	17.107	64.00
13	19	GT4	Richard STYLES		Marcos 1800GT	2:31.418	12	17.116	64.00
14	6	SRD	THOMPSON/MCLURG		Chevron B6	2:31.974	11	17.672	63.76
15	92	GT2	Michael HARDING		Tatty Turner	2:33.199	12	18.897	63.25
16	11	SRB	Andy SHEPHERD		Lotus 23C	2:33.217	12	18.915	63.25
17	27	GT4	SEWELL/RICKETTS		Marcos GT	2:33.458	9	19.156	63.15
18	65	GT4	Peter THOMPSON		Marcos 1800GT	2:34.594	11	20.292	62.68
19	4	SRC	Mark CLUBB		Elva Mk7S	2:35.158	7	20.856	62.46
20	21	SRD	Brian ASHLEY		Ginetta G12	2:35.760	9	21.458	62.21
21	26	GT3	Roberto GIORDANELLI		Lotus Elan 26R	2:35.998	10	21.696	62.12
22	1	GT6	Simon ASHWORTH		MGB	2:36.414	11	22.112	61.95
23	44	GT2	Stephen RADCLIFFE		Jaguar E-Type	2:36.627	10	22.325	61.87
24	57	SRB	Clive WILSON		Elva Mk7	2:38.321	11	24.019	61.21
25	86	GT4	Martin WILLIAMS		Marcos 1800GT	2:38.482	11	24.180	61.15
26	34	SRB	DOYLE/DOYLE		Lotus 23B	2:40.120	11	25.818	60.52
27	25	GT3	BABA/BAILLIE		Lotus Elan 26R	2:45.689	4	31.387	58.49
28	10	GT6	Charles FRIPP		AC Aceca Bristol	2:52.572	10	38.270	56.15
29	51	GT6	YARWOOD/COWELL		MGB	2:59.231	8	44.929	54.07
30	39	GT2	PAGE/PAGE		Marcos GT Gullwing	3:50.301	4	1:35.999	42.08

Oulton Park
Circuit Length = 2.6920 miles.
Start: 10:40 End: 11:08

These results are provisional until the conclusion of any judicial and technical matters.

Clerk of Course:	Stewards:	Timekeeper:
------------------	-----------	-------------

HSCC Classic Sports Cars supported by Dunlop Tyres

LAP ANALYSIS

1	Simon ASHWORTH	MGB
1 - X:00.000	6 - 2:37.564	11 - 2:38.972
2 - 2:43.571	7 - 2:36.918	
3 - 2:42.771	8 - 2:36.414	
4 - 2:40.784	9 - 2:37.737	
5 - 2:38.748	10 - 2:40.604	
2	Stuart TIZZARD	Lenham Spider
1 - X:00.000P	6 - 2:27.701	
2 - 8:30.658	7 - 2:26.484	
3 - 2:29.524	8 - 2:26.177	
4 - 2:27.667	9 - 2:33.928	
5 - 2:26.272	10 - 2:26.155	
4	Mark CLUBB	Elva Mk7S
1 - X:00.000	6 - 2:40.797P	
2 - 2:45.582	7 - 4:28.311P	
3 - 2:39.566		
4 - 2:36.241		
5 - 2:35.158		
6	THOMPSON/MCLURG	Chevron B6
1 - X:00.000	6 - 2:31.974	11 - 2:41.318
2 - 2:40.839	7 - 2:39.262	
3 - 2:34.229	8 - 2:45.109P	
4 - 2:32.665	9 - 4:11.815	
5 - 2:34.315	10 - 2:36.704	
8	Ross MAXWELL	Chevron B8
1 - X:00.000	6 - 2:17.995	11 - 2:19.485
2 - 2:22.500	7 - 2:17.353	12 - 2:15.131
3 - 2:16.242	8 - 2:19.651	13 - 2:41.527P
4 - 2:17.367	9 - 2:18.271	
5 - 2:19.685	10 - 2:14.302	
9	Sandy WATSON	Chevron B8
1 - X:00.000	6 - 4:43.126	11 - 2:25.495
2 - 2:30.273	7 - 2:29.920P	
3 - 2:26.408	8 - 4:05.270	
4 - 2:26.770	9 - 2:15.475	
5 - 2:22.457	10 - 2:36.300	

HSCC Classic Sports Cars supported by Dunlop Tyres

LAP ANALYSIS

(contd.)

10	Charles FRIPP	AC Aceca Bristol	
1 -	X:00.000	6 - 2:54.545	
2 -	3:00.900	7 - 3:08.546	
3 -	2:58.353	8 - 2:54.303	
4 -	2:57.029	9 - 2:53.734	
5 -	2:55.281	10 - 2:52.572	
11	Andy SHEPHERD	Lotus 23C	
1 -	X:00.000	6 - 2:36.652	11 - 2:35.522
2 -	2:37.997	7 - 2:35.953	12 - 2:36.200
3 -	2:35.388	8 - 2:33.217	
4 -	2:34.631	9 - 2:35.491	
5 -	2:34.900	10 - 2:35.003	
14	Hugh COLMAN	Chevron B8	
1 -	X:00.000	6 - 2:33.286	11 - 2:38.752
2 -	3:23.433	7 - 2:36.116	
3 -	2:30.335	8 - 2:37.357	
4 -	2:33.706	9 - 2:37.180	
5 -	2:39.382	10 - 2:36.345	
15	David METHLEY	Marcos 1800GT	
1 -	X:00.000	6 - 2:28.194	11 - 2:27.032
2 -	2:26.165	7 - 2:25.259	12 - 2:27.522
3 -	2:27.843	8 - 2:26.152	
4 -	2:28.499	9 - 2:25.850	
5 -	2:28.542	10 - 2:26.234	
16	Phillip NELSON	Marcos 1800GT	
1 -	X:00.000	6 - 4:34.647	
2 -	2:35.516	7 - 2:33.045	
3 -	3:41.259P	8 - 2:31.409	
4 -	4:11.123	9 - 2:32.188	
5 -	2:39.562P	10 - 2:33.004	
19	Richard STYLES	Marcos 1800GT	
1 -	X:00.000	6 - 2:50.160	11 - 2:32.566
2 -	2:37.217	7 - 2:31.418	12 - 2:33.847
3 -	2:32.054	8 - 2:34.107	
4 -	2:49.329	9 - 2:43.245	
5 -	2:31.477	10 - 2:33.309	

HSCC Classic Sports Cars supported by Dunlop Tyres

LAP ANALYSIS

(contd.)

21	Brian ASHLEY	Ginetta G12
1 -	X:00.000	6 - 4:59.272
2 -	2:47.480	7 - 2:39.268
3 -	2:50.872	8 - 2:35.760
4 -	2:49.486	9 - 2:38.139
5 -	3:00.919P	
25	BABA/BAILLIE	Lotus Elan 26R
1 -	X:00.000	
2 -	2:45.689	
3 -	2:50.510	
4 -	2:52.616	
26	Roberto GIORDANELLI	Lotus Elan 26R
1 -	X:00.000	6 - 2:37.908
2 -	2:41.182	7 - 2:37.422
3 -	2:39.319	8 - 8:12.896
4 -	2:36.305	9 - 2:36.853
5 -	2:35.998	10 - 2:37.388
27	SEWELL/RICKETTS	Marcos GT
1 -	X:00.000	6 - 2:39.700
2 -	2:36.526	7 - 2:40.331
3 -	2:33.458	8 - 2:59.554
4 -	2:38.063P	9 - 2:41.266
5 -	4:19.916	
34	DOYLE/DOYLE	Lotus 23B
1 -	X:00.000	6 - 2:50.366P 11 - 3:09.943P
2 -	2:44.087	7 - 3:55.974
3 -	2:42.481	8 - 2:52.204
4 -	2:40.610	9 - 2:52.129
5 -	2:40.120	10 - 2:55.513
39	PAGE/PAGE	Marcos GT Gullwing
1 -	X:00.000P	
2 -	3:50.301	
3 -	3:08.794P	
4 -	5:31.381	

HSCC Classic Sports Cars supported by Dunlop Tyres

LAP ANALYSIS

(contd.)

42	LEIGHTON/TAYLOR	Chevron B8
1 - X:00.000	6 - 2:29.268	
2 - 2:38.151	7 - 2:33.214	
3 - 2:38.318	8 - 2:38.488	
4 - 2:33.803	9 - 2:29.153	
5 - 2:33.403	10 - 2:36.477P	
44	Stephen RADCLIFFE	Jaguar E-Type
1 - X:00.000	6 - 4:52.132	
2 - 2:43.113	7 - 2:39.465	
3 - 2:44.684	8 - 2:38.160	
4 - 2:41.732	9 - 2:37.697	
5 - 2:51.031P	10 - 2:36.627	
51	YARWOOD/COWELL	MGB
1 - X:00.000	6 - 3:02.644	
2 - 3:08.333	7 - 3:13.586P	
3 - 3:02.579	8 - 6:03.469	
4 - 2:59.231		
5 - 3:00.914		
57	Clive WILSON	Elva Mk7
1 - X:00.000	6 - 2:40.993	11 - 2:41.728
2 - 2:40.424	7 - 2:43.021	
3 - 2:41.281	8 - 2:40.772	
4 - 2:40.761	9 - 2:44.614	
5 - 2:38.321	10 - 2:46.560	
65	Peter THOMPSON	Marcos 1800GT
1 - X:00.000	6 - 2:35.593	11 - 2:35.797
2 - 2:45.640P	7 - 2:35.221	
3 - 2:57.871	8 - 2:37.092	
4 - 2:42.735	9 - 2:35.832	
5 - 2:34.594	10 - 2:39.371	
70	DODD/ELY	Jaguar E-Type
1 - X:00.000	6 - 2:37.019P	
2 - 2:33.462	7 - 3:34.371	
3 - 2:28.992	8 - 2:31.844	
4 - 2:27.528	9 - 2:31.590	
5 - 2:26.555	10 - 2:28.612	

HSCC Classic Sports Cars supported by Dunlop Tyres


LAP ANALYSIS

(contd.)

72	Jamie BOOT	TVR Griffith 400
1 - X:00.000	6 - 2:30.834	11 - 2:33.519
2 - 2:38.773	7 - 2:31.382	
3 - 2:34.735	8 - 2:30.695	
4 - 2:47.301P	9 - 2:28.919	
5 - 4:31.211	10 - 2:28.480	
76	JENKINSON/YOUNG	Jaguar E-Type
1 - X:00.000	6 - 2:44.760P	
2 - 2:40.748	7 - 4:23.267	
3 - 2:35.607	8 - 2:33.603	
4 - 2:36.095	9 - 2:31.261	
5 - 2:35.126	10 - 2:31.424	
77	Sean WALKER	Lotus Elan 26R
1 - X:00.000	6 - 2:29.930	11 - 2:30.824
2 - 2:33.669	7 - 2:30.768	
3 - 2:32.566	8 - 2:30.321	
4 - 2:31.669	9 - 2:30.316	
5 - 2:31.179	10 - 2:29.665	
86	Martin WILLIAMS	Marcos 1800GT
1 - X:00.000	6 - 2:39.474	11 - 2:47.159
2 - 2:44.322	7 - 2:39.455	
3 - 2:42.621	8 - 2:38.482	
4 - 2:41.890	9 - 2:40.341	
5 - 2:40.935	10 - 2:39.984	
88	Stephen MINOPRIO	Marcos 1800GT
1 - X:00.000	6 - 2:41.625	11 - 2:29.853
2 - 2:35.430	7 - 2:33.490	12 - 2:32.954
3 - 2:33.384	8 - 2:31.785	
4 - 2:35.651	9 - 2:31.097	
5 - 2:34.552	10 - 2:30.769	
92	Michael HARDING	Tatty Turner
1 - X:00.000	6 - 2:35.193	11 - 2:33.199
2 - 2:39.748	7 - 2:33.639	12 - 2:34.862
3 - 2:40.033	8 - 2:34.751	
4 - 2:40.277	9 - 2:35.144	
5 - 2:38.430	10 - 2:33.936	

HSCC Classic Sports Cars supported by Dunlop Tyres

GRID - Race 17 Amended

ROW 16	8	MAXWELL	9	WATSON
ROW 15	5	LONGDON	24	AYLETT/FARRALL
ROW 14	51	YARWOOD/COWELL	39	PAGE/PAGE
ROW 13	25	BABA/BAILLIE	10	FRIPP
ROW 12	86	WILLIAMS	34	DOYLE/DOYLE
ROW 11	44	RADCLIFFE	57	WILSON
ROW 10	26	GIORDANELLI	1	ASHWORTH
ROW 9	4	CLUBB	21	ASHLEY
ROW 8	27	SEWELL/RICKETTS	65	THOMPSON
ROW 7	92	HARDING	11	SHEPHERD
ROW 6	19	STYLES	6	THOMPSON/MCLURG
ROW 5	76	JENKINSON/YOUNG	16	NELSON
ROW 4	88	MINOPRIO	14	COLMAN
ROW 3	42	LEIGHTON/TAYLOR	77	WALKER
ROW 2	70	DODD/ELY	72	BOOT
ROW 1	15	METHLEY	2	TIZZARD
POLE				
				

Cars 8 & 9 have elected to start from the rear of the grid

Additional cars 5 & 24 included on grid

These results are provisional until the conclusion of any judicial and technical matters.

Oulton Park

Circuit Length = 2.6920 miles.

Clerk of Course:

Stewards:

Timekeeper:

HSCC Classic Sports Cars supported by Dunlop Tyres

RACE RESULT - Race 17

POS	NO	CL	NAME	NAT	ENTRY	TIME	LAPS	GAP	MPH	BEST
1	9	SRD	Sandy WATSON		Chevron B8	40:34.803	20		79.60	1:53.910
2	2	SRD	Stuart TIZZARD		Lenham Spider	41:10.396	20	35.593	78.45	1:58.423
3	8	SRD	Ross MAXWELL		Chevron B8	41:11.594	20	36.791	78.42	1:55.363
4	72	GT5	Jamie BOOT		TVR Griffith 400	41:24.954	20	50.151	77.99	1:58.136
5	77	GT3	Sean WALKER		Lotus Elan 26R	41:25.222	20	50.419	77.99	1:57.693
6	15	GT4	David METHLEY		Marcos 1800GT	41:54.440	20	1:19.637	77.08	2:00.316
7	57	SRB	Clive WILSON		Elva Mk7	41:56.642	20	1:21.839	77.01	2:00.749
8	16	GT4	Phillip NELSON		Marcos 1800GT	42:00.652	20	1:25.849	76.89	1:59.952
9	19	GT4	Richard STYLES		Marcos 1800GT	42:01.294	20	1:26.491	76.87	2:00.294
10	14	SRD	Hugh COLMAN		Chevron B8	42:03.568	20	1:28.765	76.80	1:58.668
11	4	SRC	Mark CLUBB		Elva Mk7S	42:16.593	20	1:41.790	76.41	1:58.418
12	88	GT4	Stephen MINOPRIO		Marcos 1800GT	42:17.976	20	1:43.173	76.37	2:00.472
13	6	SRD	McLURG/THOMPSON		Chevron B6	42:21.495	20	1:46.692	76.26	1:59.014
14	70	G12	DODD/ELY		Jaguar E-Type	40:40.604	19	1 LAP	75.44	2:00.823
15	11	SRB	Andy SHEPHERD		Lotus 23C	40:57.357	19	1 LAP	74.93	2:00.574
16	65	GT4	Peter THOMPSON		Marcos 1800GT	41:17.311	19	1 LAP	74.32	2:04.559
17	92	GT2	Michael HARDING		Tatty Turner	41:39.503	19	1 LAP	73.66	2:05.100
18	27	GT4	SEWELL/RICKETTS		Marcos GT	42:37.224	19	1 LAP	72.00	2:06.120
19	34	SRB	DOYLE/DOYLE		Lotus 23B	43:04.322	19	1 LAP	71.25	2:04.154
20	44	GT2	Stephen RADCLIFFE		Jaguar E-Type	40:39.585	18	2 LAPS	71.50	2:08.354
21	1	GT6	Simon ASHWORTH		MGB	41:24.926	18	2 LAPS	70.20	2:11.560
22	39	GT2	PAGE/FRENCH		Marcos GT Gullwing	41:51.509	17	3 LAPS	65.59	2:11.769
23	76	G12	JENKINSON/YOUNG		Jaguar E-Type	34:19.382	16	4 LAPS	75.29	1:59.929
24	10	GT6	Charles FRIPP		AC Aceca Bristol	41:35.192	15	5 LAPS	58.25	2:37.482
25	24	GT1	AYLETT/FARRALL		Diva GT	24:10.475	10	10 LAPS	66.81	2:11.335

NOT CLASSIFIED

26	GT3	Roberto GIORDANELLI	Lotus Elan 26R	26:15.653	12	D.N.F.	73.80	2:04.182
86	GT4	Martin WILLIAMS	Marcos 1800GT	26:49.945	12	D.N.F.	72.23	2:10.258
21	SRD	Brian ASHLEY	Ginetta G12	8:34.252	4	D.N.F.	75.38	2:04.449
5	GT2	Robin LONGDON	Lotus Elite	9:50.684	4	D.N.F.	65.62	2:18.564

FASTEST LAP

9	SRD	Sandy WATSON	Chevron B8	1:53.910	16	85.07mph	136.91kph
77	GT3	Sean WALKER	Lotus Elan 26R	1:57.693	19	82.34mph	132.51kph
72	GT5	Jamie BOOT	TVR Griffith 400	1:58.136	17	82.03mph	132.02kph
4	SRC	Mark CLUBB	Elva Mk7S	1:58.418	19	81.83mph	131.70kph
76	G12	JENKINSON/YOUNG	Jaguar E-Type	1:59.929	9	80.80mph	130.04kph
16	GT4	Phillip NELSON	Marcos 1800GT	1:59.952	9	80.79mph	130.02kph
11	SRB	Andy SHEPHERD	Lotus 23C	2:00.574	19	80.37mph	129.35kph
92	GT2	Michael HARDING	Tatty Turner	2:05.100	18	77.46mph	124.67kph
24	GT1	AYLETT/FARRALL	Diva GT	2:11.335	8	73.79mph	118.75kph
1	GT6	Simon ASHWORTH	MGB	2:11.560	7	73.66mph	118.55kph

Car 57 includes 1 minute penalty - not stopping in pit as required by event regulations

Oulton Park
Circuit Length = 2.6920 miles.
Start: 17:28 End: 18:08

These results are provisional until the conclusion of any judicial and technical matters.

Clerk of Course:	Stewards:	Timekeeper:
------------------	-----------	-------------

HSCC Classic Sports Cars supported by Dunlop Tyres

LAP CHART

Lap 1			Lap 2			Lap 3			Lap 4			Lap 5		
No	Behind	Laptime	No	Behind	Laptime	No	Behind	Laptime	No	Behind	Laptime	No	Behind	Laptime
2		2:07.352	2		2:01.390	2		2:00.862	2		2:00.960	2		1:59.646
72	1.449	2:08.801	72	1.992	2:01.933	77	1.940	2:00.239	10	1 LAP	2:40.329	9	2.249	1:56.410
77	2.430	2:09.782	77	2.563	2:01.523	72	2.357	2:01.227	77	1.152	2:00.172	77	2.787	2:01.281
70	3.379	2:10.731	70	3.761	2:01.772	70	4.608	2:01.709	72	1.965	2:00.568	72	3.609	2:01.290
15	3.868	2:11.220	15	4.430	2:01.952	15	5.173	2:01.605	9	5.485	1:56.935	14	8.327	2:00.861
16	4.481	2:11.833	76	6.444	2:03.203	14	8.854	2:02.016	15	6.608	2:02.395	15	10.032	2:03.070
76	4.631	2:11.983	16	7.314	2:04.223	76	9.182	2:03.600	14	7.112	1:59.218	70	10.942	2:02.821
14	4.891	2:12.243	14	7.700	2:04.199	9	9.510	1:57.983	70	7.767	2:04.119	76	12.235	2:02.001
88	7.268	2:14.620	88	8.620	2:02.742	16	10.200	2:03.748	76	9.880	2:01.658	16	12.852	2:01.969
11	8.356	2:15.708	19	9.494	2:02.234	88	10.935	2:03.177	16	10.529	2:01.289	88	13.881	2:01.800
19	8.650	2:16.002	11	11.583	2:04.617	19	11.610	2:02.978	88	11.727	2:01.752	19	18.809	2:05.852P
21	10.461	2:17.813	9	12.389	2:00.475	11	17.327	2:06.606	19	12.603	2:01.953	8	18.195	1:58.185
92	11.413	2:18.765	21	15.521	2:06.450	57	19.159	2:03.158	57	19.231	2:01.032	4	22.655	2:02.007
65	12.258	2:19.610	57	16.863	2:05.741	4	19.928	2:03.348	8	19.656	2:00.205	57	23.741	2:04.156
57	12.512	2:19.864	4	17.442	2:05.698	21	20.199	2:05.540	4	20.294	2:01.326	11	25.292	2:03.164
6	12.765	2:20.117	8	18.441	2:03.492	8	20.411	2:02.832	11	21.774	2:05.407	6	31.647	2:00.531
4	13.134	2:20.486	92	19.493	2:09.470	65	25.526	2:06.826	21	23.688	2:04.449	65	38.881	2:07.032
9	13.304	2:20.656	65	19.562	2:08.694	92	26.108	2:07.477	6	30.762	2:04.922	92	40.144	2:07.758
26	14.991	2:22.343	26	20.296	2:06.695	26	26.583	2:07.149	65	31.495	2:06.929	34	40.843	2:06.167
27	15.438	2:22.790	6	20.545	2:09.170	6	26.800	2:07.117	92	32.032	2:06.884	26	41.669	2:07.859
44	16.084	2:23.436	27	22.325	2:08.277	27	29.221	2:07.758	26	33.456	2:07.833	10	1 LAP	2:41.204
8	16.339	2:23.691	44	23.048	2:08.354	34	29.890	2:06.718	34	34.322	2:05.392	27	44.011	2:07.728
34	17.305	2:24.657	34	24.034	2:08.119	44	31.860	2:09.674	27	35.929	2:07.668	44	49.975	2:09.701
24	19.676	2:27.028	24	31.924	2:13.638	24	44.142	2:13.080	44	39.920	2:09.020	24	1:09.447	2:13.064
86	21.487	2:28.839	86	33.009	2:12.912	86	45.128	2:12.981	24	56.029	2:12.847	86	1:10.207	2:12.663
1	22.669	2:30.021	1	34.338	2:13.059	1	46.315	2:12.839	86	57.190	2:13.022	1	1:11.014	2:13.124
39	22.996	2:30.348	39	34.572	2:12.966	39	46.480	2:12.770	1	57.536	2:12.181	39	1:11.392	2:13.176
5	30.629	2:37.981	5	50.390	2:21.151	5	1:08.092	2:18.564	39	57.862	2:12.342			
10	43.179	2:50.531	10	1:22.228	2:40.439				5	1:40.120	2:32.988P			

Car 57 includes 1 minute penalty - not stopping in pit as required by event regulations

Oulton Park
Circuit Length = 2.6920 miles.
Start: 17:28 End: 18:08

HSCC Classic Sports Cars supported by Dunlop Tyres

LAP CHART

(contd.)

Lap 6			Lap 7			Lap 8			Lap 9			Lap 10		
No	Behind	Laptime	No	Behind	Laptime	No	Behind	Laptime	No	Behind	Laptime	No	Behind	Laptime
9		1:56.749	9		1:55.172	9		1:56.036	9		1:55.324	9		1:55.366
2	1.852	2:00.850	2	6.842	2:00.162	10	2 LAPS	2:39.302	86	1 LAP	2:11.421	14	1 LAP	3:28.141
77	4.092	2:00.303	77	8.935	2:00.015	2	10.417	1:59.611	1	1 LAP	2:12.323	86	1 LAP	2:11.723
72	5.200	2:00.589	72	10.114	2:00.086	77	12.889	1:59.990	39	1 LAP	2:12.482	2	17.041	1:58.525
15	12.138	2:01.104	15	18.087	2:01.121	72	13.774	1:59.696	2	13.882	1:58.789	39	1 LAP	2:11.966
70	13.143	2:01.199	70	18.794	2:00.823	15	23.018	2:00.967	77	17.567	2:00.002	77	22.034	1:59.833
76	15.084	2:01.847	8	20.155	1:57.940	8	23.310	1:59.191	72	18.273	1:59.823	24	1 LAP	2:19.252P
16	16.023	2:02.169	76	21.847	2:01.935	70	23.667	2:00.909	8	26.583	1:58.597	72	22.438	1:59.531
88	16.683	2:01.800	88	23.226	2:01.715	76	26.453	2:00.642	70	29.339	2:00.996	1	1 LAP	2:17.401P
8	17.387	1:58.190	14	23.554	1:59.311	88	28.075	2:00.885	15	30.160	2:02.466	8	28.489	1:57.272
14	19.415	2:10.086	16	26.800	2:05.949P	4	32.769	1:59.568	76	31.058	1:59.929	15	35.255	2:00.461
4	24.048	2:00.391	4	29.237	2:00.361	14	33.740	2:06.222P	88	37.746	2:04.995P	76	35.672	1:59.980
57	26.775	2:02.032	57	32.793	2:01.190	57	38.762	2:02.005	4	37.024	1:59.579	70	38.208	2:04.235
11	31.084	2:04.790	6	37.807	2:01.152	6	40.785	1:59.014	57	44.325	2:00.887	4	42.339	2:00.681
6	31.827	1:59.178	11	40.899	2:04.987	11	48.516	2:03.653	6	52.987	2:07.526P	57	50.402	2:01.443
65	45.169	2:05.286	65	55.748	2:05.751	34	1:05.191	2:04.919	10	2 LAPS	2:40.254	11	1:12.643	2:09.373P
34	46.491	2:04.646	34	56.308	2:04.989	65	1:06.389	2:06.677	11	58.636	2:05.444	34	1:23.625	2:04.154
26	48.613	2:05.942	26	57.623	2:04.182	26	1:06.598	2:05.011	34	1:14.837	2:04.970	26	1:29.230	2:07.631
92	49.372	2:08.226	92	1:00.322	2:06.122	92	1:09.915	2:05.629	65	1:16.547	2:05.482	65	1:31.038	2:09.857P
27	52.581	2:07.568	27	1:03.529	2:06.120	27	1:13.951	2:06.458	26	1:16.965	2:05.691	92	1:31.571	2:06.089
44	1:00.117	2:09.140	44	1:14.397	2:09.452	44	1:27.434	2:09.073	92	1:20.848	2:06.257	10	2 LAPS	2:40.016
10	1 LAP	2:38.775	24	1:39.128	2:11.617	16	1:41.405	3:10.641	27	1:25.714	2:07.087	27	1:41.152	2:10.804P
24	1:22.683	2:12.234	86	1:40.209	2:11.482	19	1:47.590	2:02.436	44	1:41.668	2:09.558	16	1:51.799	2:01.132
86	1:23.899	2:12.690	1	1:41.107	2:11.560	24	1:54.427	2:11.335	16	1:46.033	1:59.952	44	1:55.934	2:09.632
1	1:24.719	2:12.703	19	1:41.190	2:02.506				19	1:53.612	2:01.346			
39	1:24.950	2:12.556	39	1:41.547	2:11.769									
19	1:33.856	3:14.045												

Car 57 includes 1 minute penalty - not stopping in pit as required by event regulations

Oulton Park
Circuit Length = 2.6920 miles.
Start: 17:28 End: 18:08

HSCC Classic Sports Cars supported by Dunlop Tyres

LAP CHART

(contd.)

Lap 11			Lap 12			Lap 13			Lap 14			Lap 15		
No	Behind	Laptime	No	Behind	Laptime	No	Behind	Laptime	No	Behind	Laptime	No	Behind	Laptime
9		1:59.398P	2		2:04.520P	77		2:07.521P	4		2:03.124	4		2:01.667
19	1 LAP	2:01.104	24	2 LAPS	3:56.380	70	18.991	2:03.691	11	1 LAP	2:02.846	57	5.955	2:01.939
88	1 LAP	3:19.165	77	1.413	1:59.646	4	19.120	2:02.811	57	5.683	2:00.901	11	1 LAP	2:03.971
6	1 LAP	3:08.092	10	3 LAPS	2:45.211P	65	1 LAP	2:08.520	65	1 LAP	2:05.427	9	6.760	1:55.794
14	1 LAP	1:59.723	72	7.704	2:05.394P	11	1 LAP	2:04.623	70	8.491	2:11.744P	65	1 LAP	2:05.000
2	16.066	1:58.423	8	10.376	2:00.786P	57	27.026	2:01.781	9	12.633	1:56.421	10	4 LAPS	2:37.895
77	22.353	1:59.717	86	1 LAP	2:10.258	86	1 LAP	2:20.959P	92	1 LAP	2:06.986	92	1 LAP	2:06.372
72	22.896	1:59.856	15	20.073	2:04.486P	92	1 LAP	3:25.250	2	35.124	1:59.184	2	32.499	1:59.042
86	1 LAP	2:10.995	65	1 LAP	3:12.382	9	38.456	1:56.742	34	1 LAP	2:16.317	8	47.441	2:00.490
8	30.176	2:01.085	70	24.234	2:03.518	39	1 LAP	2:21.210P	72	48.059	1:59.598	72	48.706	2:02.314
15	36.173	2:00.316	4	25.243	2:04.132	34	1 LAP	3:39.615	8	48.618	1:56.862	77	49.561	1:59.108
39	1 LAP	2:16.864	11	1 LAP	3:35.455	2	58.184	3:07.118	77	52.120	3:14.364	34	1 LAP	2:14.976
70	41.302	2:02.492	39	1 LAP	2:14.365	27	1 LAP	2:11.245	27	1 LAP	2:13.009	15	1:00.429	2:01.130
4	41.697	1:58.756	57	34.179	2:02.747	72	1:10.705	3:11.935	15	1:00.966	2:01.814	27	1 LAP	2:10.796
76	42.561	2:06.287P	9	50.648	3:11.234	8	1:14.000	3:12.558	16	1:09.271	2:01.016	16	1:10.278	2:02.674
57	52.018	2:01.014	27	1 LAP	3:45.146	15	1:21.396	3:10.257	19	1:12.384	2:00.294	19	1:11.124	2:00.407
34	1:33.160	2:08.933P	16	1:33.858	2:00.893	16	1:30.499	2:05.575	88	1:14.702	2:00.472	88	1:14.841	2:01.806
92	1:40.935	2:08.762P	19	1:41.849	2:01.146	19	1:34.334	2:01.419	76	1:21.010	2:01.913	44	1 LAP	3:32.751
26	1:43.851	2:14.019	1	1 LAP	2:13.715	88	1:36.474	2:01.264	14	1:21.458	1:59.385	14	1:19.120	1:59.329
1	1 LAP	3:24.387	88	1:44.144	2:01.377	76	1:41.341	2:03.432	6	1:27.178	2:02.319	39	2 LAPS	5:00.734
16	1:53.551	2:01.150	76	1:46.843	3:24.868	14	1:44.317	2:01.986	1	1 LAP	2:12.920	76	1:23.532	2:04.189
19	2:01.289	2:01.337	14	1:51.265	2:00.112	6	1:47.103	2:03.059				6	1:28.899	2:03.388
88	2:03.353	2:01.206	6	1:52.978	2:03.288	1	1 LAP	2:13.990				70	1:31.814	3:24.990
44	2:07.648	2:11.112	44	1:56.659	2:09.597	10	3 LAPS	4:02.771				1	1 LAP	2:11.908
6	2:10.276	2:03.961	26	2:04.563	2:41.298P	44	2:09.657	2:21.932P						
14	2:11.739	2:00.223												

Car 57 includes 1 minute penalty - not stopping in pit as required by event regulations

Oulton Park
Circuit Length = 2.6920 miles.
Start: 17:28 End: 18:08

HSCC Classic Sports Cars supported by Dunlop Tyres

LAP CHART

(contd.)

Lap 16			Lap 17			Lap 18			Lap 19			Lap 20		
No	Behind	Laptime	No	Behind	Laptime	No	Behind	Laptime	No	Behind	Laptime	No	Behind	Laptime
9		1:53.910	9		1:55.518	9		1:57.396	9		1:59.014	9		1:58.270
4	4.577	2:05.247P	1	2 LAPS	2:12.221	57	17.393	2:02.116	70	1 LAP	2:06.474	44	2 LAPS	2:09.062
57	6.808	2:01.523	57	12.673	2:01.383	11	1 LAP	2:01.262	57	19.128	2:00.749	70	1 LAP	2:04.017
11	1 LAP	2:02.221	11	1 LAP	2:01.331	1	2 LAPS	2:14.582	11	1 LAP	2:01.325	57	21.839	2:00.981
65	1 LAP	2:04.725	65	1 LAP	2:04.559	39	3 LAPS	2:28.419	10	5 LAPS	2:40.697	11	1 LAP	2:00.574
2	30.806	1:58.977	2	33.712	1:58.424	65	1 LAP	2:05.115	1	2 LAPS	2:12.674	2	35.593	1:58.445
92	1 LAP	2:06.120	92	1 LAP	2:05.878	2	35.282	1:58.966	2	35.418	1:59.150	8	36.791	1:55.679
8	43.803	1:57.032	8	44.893	1:56.608	8	43.033	1:55.536	65	1 LAP	2:04.779	65	1 LAP	2:04.660
72	47.013	1:58.977	72	49.631	1:58.136	92	1 LAP	2:05.996	8	39.382	1:55.363	1	2 LAPS	2:13.318
77	47.832	1:58.941	77	50.857	1:58.543	72	50.624	1:58.389	39	3 LAPS	2:25.853	72	50.151	1:58.647
10	4 LAPS	2:39.277	15	1:10.039	2:01.832	77	51.705	1:58.244	72	49.774	1:58.164	77	50.419	1:58.305
15	1:03.725	2:03.966	16	1:17.997	2:02.621	15	1:14.036	2:01.393	77	50.384	1:57.693	10	5 LAPS	2:37.482
34	1 LAP	2:14.313	19	1:18.549	2:02.141	16	1:21.286	2:00.685	92	1 LAP	2:05.100	92	1 LAP	2:06.362
16	1:10.894	2:01.286	34	1 LAP	2:16.204	19	1:22.286	2:01.133	15	1:15.424	2:00.402	39	3 LAPS	2:25.474
19	1:11.926	2:01.472	14	1:25.777	2:00.213	14	1:28.648	2:00.267	16	1:22.789	2:00.517	15	1:19.637	2:02.483
27	1 LAP	2:08.748	88	1:29.399	2:01.414	88	1:35.279	2:03.276	19	1:24.080	2:00.808	16	1:25.849	2:01.330
14	1:21.082	2:02.632	27	1 LAP	2:10.043	27	1 LAP	2:07.355	14	1:28.367	1:58.733	19	1:26.491	2:00.681
88	1:23.503	2:09.332	10	4 LAPS	2:41.009	34	1 LAP	2:13.944	88	1:37.756	2:01.491	14	1:28.765	1:58.668
44	1 LAP	2:09.333	6	1:37.029	2:01.966	4	1:41.564	1:59.392	4	1:40.968	1:58.418	4	1:41.790	1:59.092
6	1:30.581	2:02.352	4	1:39.568	3:30.509	6	1:42.159	2:02.526	6	1:45.041	2:01.896	88	1:43.173	2:03.687
76	1:34.777	2:11.915P	44	1 LAP	2:09.075	44	1 LAP	2:09.683	27	1 LAP	2:09.491	6	1:46.692	1:59.921
70	1:37.693	2:06.549	70	1:49.990	2:07.815				34	1 LAP	2:14.287	27	1 LAP	2:09.133
39	2 LAPS	2:28.215										34	1 LAP	2:31.002P

Car 57 includes 1 minute penalty - not stopping in pit as required by event regulations

Oulton Park
Circuit Length = 2.6920 miles.
Start: 17:28 End: 18:08