



GOLD CUP

Oulton Park International Circuit

27th & 28th August 2005



Results Provided by MST Sports Timing Ltd
www.mstiming.com

Race 2 AMOC/Millers Oils Historic Formula Junior Qualification Race 2

POS	NO	CL	NAME	NAT	ENTRY	TIME	LAPS	GAP	MPH
1	61	C2	Simon DIFFEY		Lotus 20	1:56.418	10		83.24
2	64	C2	Robert GOODWIN		Lotus 22	1:58.028	10	1.610	82.10
3	62	C2	Simon ARMER		Cooper T59	1:58.456	10	2.038	81.81
4	59	C2	Robin LONGDON		Lola Mk5A	1:58.522	7	2.104	81.76
5	51	C2	Michael HIBBERD		Lotus 27	1:58.888	10	2.470	81.51
6	54	C2	John FYDA		Lotus 22	1:59.402	10	2.984	81.16
7	86	C2	Hamish MORRISON		Cooper T67	2:00.225	10	3.807	80.60
8	83	C2	Barry WESTMORELAND		Lotus 22	2:00.519	9	4.101	80.41
9	71	B	James HICKS		Caravelle Mk3	2:00.851	9	4.433	80.19
10	65	C2	Simon SMITH		Cooper T56	2:00.953	10	4.535	80.12
11	47	B	Martin WALFORD		Elva 200	2:01.180	10	4.762	79.97
12	52	C2	John MONSON		Lotud 20B	2:03.106	10	6.688	78.72
13	93	C2	Chris CHILCOTT		Lotus 20	2:03.577	3	7.159	78.42
14	60	C2	Yazaburo BABA		Lotus 20	2:03.837	10	7.419	78.25
15	75	C2	Bob DIGGORY		Lightning	2:04.067	10	7.649	78.11
16	67	C2	Ned SPIEKER		Brabham BT6	2:04.300	10	7.882	77.96
17	12	A2	Stuart ROACH		Alexis Mk2	2:04.397	10	7.979	77.90
18	4	A2	Derek WALKER		Terrier MkIV	2:05.192	5	8.774	77.41
19	2	A2	Mark WOODHOUSE		Elva 100	2:07.770	9	11.352	75.84
20	79	C2	Andrew HIBBERD		Lotus 22	2:09.886	9	13.468	74.61
21	36	B	Clive TEMPLE		Cooper T56	2:09.927	9	13.509	74.59
22	72	C2	Oliver CROSSWAITE		Gemini Mk4A	2:10.136	8	13.718	74.47
23	29	A2	William GRIMSHAW		Moorland Mk1	2:10.281	7	13.863	74.38
24	21	A1	Peter MULLEN		Osca	2:12.471	9	16.053	73.15
25	73	C2	Peter ANTISS		Lotus 20/22	2:12.635	9	16.217	73.06
26	43	B	Doug MARTIN		Elva 200	2:12.962	9	16.544	72.88
27	44	B	Andrew ROBERTSON		Crossle 4F	2:14.024	8	17.606	72.30
28	56	C2	Peter JACKSON		Cooper T56	2:16.333	9	19.915	71.08
29	23	A2	David WATTS		Elva 100	2:17.618	9	21.200	70.42
30	35	B	Anthony MARTINDALE		Sauter	2:21.121	9	24.703	68.67
31	46	B	Sue SPENCE		Elva 200	2:51.822	5	55.404	56.40

Oulton Park
Circuit Length = 2.6920 miles.
Start: 09:28 End: 09:48

These results are provisional until the conclusion of any judicial and technical matters.

Clerk of Course:	Stewards:	Timekeeper:
------------------	-----------	-------------

Race 2 AMOC/Millers Oils Historic Formula Junior LAP ANALYSIS RACE 2

2	Mark WOODHOUSE	Elva 100
1 -	8:29.931	6 - 2:09.882
2 -	2:12.400	7 - 2:20.659P
3 -	2:15.167	8 - 3:17.126
4 -	2:08.942	9 - 2:07.770
5 -	2:13.270	
4	Derek WALKER	Terrier MkIV
1 -	8:39.605	
2 -	2:05.192	
3 -	2:10.447	
4 -	2:08.181	
5 -	2:56.562P	
12	Stuart ROACH	Alexis Mk2
1 -	8:22.570	6 - 2:05.009
2 -	2:07.543	7 - 2:04.521
3 -	2:05.034	8 - 2:05.863
4 -	2:04.397	9 - 2:06.064
5 -	2:05.746	10 - 2:05.135
21	Peter MULLEN	Osca
1 -	8:28.118	6 - 2:15.410
2 -	2:17.801	7 - 2:14.780
3 -	2:15.366	8 - 2:13.356
4 -	2:15.880	9 - 2:12.471
5 -	2:14.632	
23	David WATTS	Elva 100
1 -	8:59.738	6 - 2:19.192
2 -	2:21.286	7 - 2:18.008
3 -	2:17.618	8 - 2:19.677
4 -	2:19.548	9 - 2:18.723
5 -	2:19.043	
29	William GRIMSHAW	Moorland Mk1
1 -	8:40.260	6 - 2:10.659
2 -	2:16.944	7 - 2:30.435P
3 -	2:10.281	
4 -	2:13.107	
5 -	2:12.448	
35	Anthony MARTINDALE	Sauter
1 -	8:39.168	6 - 2:27.024
2 -	2:29.084	7 - 2:21.850
3 -	2:26.834	8 - 2:21.821
4 -	2:25.499	9 - 2:21.121
5 -	2:23.817	

Oulton Park
Circuit Length = 2.6920 miles.
Start: 09:28 End: 09:48

Clerk of Course:	Stewards:	Timekeeper:
------------------	-----------	-------------

Race 2 AMOC/Millers Oils Historic Formula Junior LAP ANALYSIS RACE 2

(contd.)

36	Clive TEMPLE	Cooper T56
1 - 8:25.562	6 - 2:12.578	
2 - 2:15.457	7 - 2:09.927	
3 - 2:14.083	8 - 2:11.110	
4 - 2:10.377	9 - 2:11.340	
5 - 2:16.282		
43	Doug MARTIN	Elva 200
1 - 8:55.575	6 - 2:12.962	
2 - 2:19.241	7 - 2:13.571	
3 - 2:15.674	8 - 2:15.164	
4 - 2:16.460	9 - 2:16.759	
5 - 2:14.378		
44	Andrew ROBERTSON	Crossle 4F
1 - 9:08.253	6 - 2:17.924	
2 - 2:39.668	7 - 2:14.024	
3 - 2:32.550	8 - 2:34.847	
4 - 2:23.334		
5 - 2:19.739		
46	Sue SPENCE	Elva 200
1 - 9:11.158		
2 - 2:58.074P		
3 - 7:36.087		
4 - 2:51.822		
5 - 3:09.884P		
47	Martin WALFORD	Elva 200
1 - 8:36.186	6 - 2:04.417	
2 - 2:07.176	7 - 2:03.191	
3 - 2:07.813	8 - 2:02.806	
4 - 2:04.120	9 - 2:01.180	
5 - 2:05.428	10 - 2:01.824	
51	Michael HIBBERD	Lotus 27
1 - 8:40.528	6 - 2:00.115	
2 - 2:06.675	7 - 2:00.463	
3 - 2:06.912	8 - 1:58.888	
4 - 2:00.263	9 - 2:01.104	
5 - 2:03.310	10 - 1:58.966	
52	John MONSON	Lotud 20B
1 - 8:41.107	6 - 2:06.328	
2 - 2:13.673	7 - 2:04.095	
3 - 2:07.184	8 - 2:03.407	
4 - 2:07.810	9 - 2:03.106	
5 - 2:10.160	10 - 2:03.705	

Oulton Park
Circuit Length = 2.6920 miles.
Start: 09:28 End: 09:48

Clerk of Course:	Stewards:	Timekeeper:
------------------	-----------	-------------

Race 2 AMOC/Millers Oils Historic Formula Junior LAP ANALYSIS RACE 2

(contd.)

54	John FYDA	Lotus 22
1 -	8:43.702	6 - 2:00.425
2 -	2:06.422	7 - 1:59.712
3 -	2:05.170	8 - 1:59.782
4 -	2:00.231	9 - 2:00.853
5 -	2:02.809	10 - 1:59.402
56	Peter JACKSON	Cooper T56
1 -	8:43.288	6 - 2:17.737
2 -	2:25.536	7 - 2:16.902
3 -	2:17.618	8 - 2:23.075
4 -	2:21.518	9 - 2:22.034
5 -	2:16.333	
59	Robin LONGDON	Lola Mk5A
1 -	8:16.208	6 - 1:59.014
2 -	2:01.974	7 - 2:04.713
3 -	1:58.555	
4 -	1:59.405	
5 -	1:58.522	
60	Yazaburo BABA	Lotus 20
1 -	8:23.337	6 - 2:11.559
2 -	2:14.945	7 - 2:07.471
3 -	2:06.609	8 - 2:05.791
4 -	2:06.319	9 - 2:03.882
5 -	2:21.267	10 - 2:03.837
61	Simon DIFFEY	Lotus 20
1 -	8:17.436	6 - 1:57.716
2 -	2:01.954	7 - 1:57.309
3 -	1:57.653	8 - 2:01.446
4 -	1:58.820	9 - 1:57.282
5 -	1:56.418	10 - 2:00.361
62	Simon ARMER	Cooper T59
1 -	8:19.828	6 - 1:59.592
2 -	2:06.052	7 - 1:59.038
3 -	2:03.264	8 - 2:00.360
4 -	1:59.705	9 - 1:58.456
5 -	2:01.696	10 - 1:59.883
64	Robert GOODWIN	Lotus 22
1 -	8:16.889	6 - 1:58.341
2 -	2:02.293	7 - 1:59.555
3 -	1:59.440	8 - 2:07.849P
4 -	1:58.028	9 - 2:41.489
5 -	1:59.354	10 - 2:00.245

Oulton Park
Circuit Length = 2.6920 miles.
Start: 09:28 End: 09:48

Clerk of Course:	Stewards:	Timekeeper:
------------------	-----------	-------------

Race 2 AMOC/Millers Oils Historic Formula Junior LAP ANALYSIS RACE 2

(contd.)

65	Simon SMITH	Cooper T56
1 -	8:21.980	6 - 2:01.384
2 -	2:09.232	7 - 2:02.469
3 -	2:05.113	8 - 2:00.953
4 -	2:04.500	9 - 2:02.775
5 -	2:03.762	10 - 2:04.281
67	Ned SPIEKER	Brabham BT6
1 -	8:26.017	6 - 2:04.300
2 -	2:14.169	7 - 2:05.106
3 -	2:07.043	8 - 2:04.650
4 -	2:05.744	9 - 2:04.430
5 -	2:10.274	10 - 2:05.289
71	James HICKS	Caravelle Mk3
1 -	9:09.866P	6 - 2:01.645
2 -	3:22.160	7 - 2:00.851
3 -	2:09.086	8 - 2:01.640
4 -	2:04.931	9 - 2:01.678
5 -	2:03.044	
72	Oliver CROSSWAITE	Gemini Mk4A
1 -	X:00.000	6 - 2:21.300
2 -	2:16.773	7 - 2:17.343
3 -	2:19.341	8 - 2:15.994
4 -	2:15.796	
5 -	2:10.136	
73	Peter ANSTISS	Lotus 20/22
1 -	8:21.724	6 - 2:16.043
2 -	2:18.136	7 - 2:14.913
3 -	2:18.146	8 - 2:13.148
4 -	2:15.378	9 - 2:12.635
5 -	2:18.854	
75	Bob DIGGORY	Lightning
1 -	8:22.900	6 - 2:08.611
2 -	2:17.833	7 - 2:04.515
3 -	2:13.014	8 - 2:04.067
4 -	2:09.986	9 - 2:04.415
5 -	2:15.607	10 - 2:06.077
79	Andrew HIBBERD	Lotus 22
1 -	8:39.738	6 - 2:09.886
2 -	2:15.087	7 - 2:09.995
3 -	2:12.187	8 - 2:10.032
4 -	2:13.193	9 - 2:11.402
5 -	2:12.083	

Oulton Park
Circuit Length = 2.6920 miles.
Start: 09:28 End: 09:48

Clerk of Course:	Stewards:	Timekeeper:
------------------	-----------	-------------

Race 2 AMOC/Millers Oils Historic Formula Junior LAP ANALYSIS RACE 2

(contd.)

83	Barry WESTMORELAND	Lotus 22
1 - 8:16.788	6 - 2:02.395	
2 - 2:04.061	7 - 2:00.519	
3 - 2:02.110	8 - 2:09.165	
4 - 2:01.015	9 - 2:12.856P	
5 - 2:07.378		
86	Hamish MORRISON	Cooper T67
1 - 8:23.942	6 - 2:00.915	
2 - 2:06.571	7 - 2:01.468	
3 - 2:02.908	8 - 2:03.023	
4 - 2:03.139	9 - 2:03.750	
5 - 2:04.294	10 - 2:00.225	
93	Chris CHILCOTT	Lotus 20
1 - 8:43.520		
2 - 2:08.616		
3 - 2:03.577		

Oulton Park
Circuit Length = 2.6920 miles.
Start: 09:28 End: 09:48


Clerk of Course:	Stewards:	Timekeeper:
------------------	-----------	-------------

Race 2 AMOC/Millers Oils Historic Formula Junior

GRID RACE 2

ROW 16		2:51.822 46 SPENCE	
ROW 15	2:17.618 23 WATTS		2:21.121 35 MARTINDALE
ROW 14		2:14.024 44 ROBERTSON	2:16.333 56 JACKSON
ROW 13	2:12.635 73 ANSTISS		2:12.962 43 MARTIN
ROW 12		2:10.281 29 GRIMSHAW	2:12.471 21 MULLEN
ROW 11	2:09.927 36 TEMPLE		2:10.136 72 CROSSWAITE
ROW 10		2:07.770 2 WOODHOUSE	2:09.886 79 HIBBERD
ROW 9	2:04.397 12 ROACH		2:05.192 4 WALKER
ROW 8		2:04.067 75 DIGGORY	2:04.300 67 SPIEKER
ROW 7	2:03.577 93 CHILCOTT		2:03.837 60 BABA
ROW 6		2:01.180 47 WALFORD	2:03.106 52 MONSON
ROW 5	2:00.851 71 HICKS		2:00.953 65 SMITH
ROW 4		2:00.225 86 MORRISON	2:00.519 83 WESTMORELAND
ROW 3	1:58.888 51 HIBBERD		1:59.402 54 FYDA
ROW 2		1:58.456 62 ARMER	1:58.522 59 LONGDON
ROW 1	1:56.418 61 DIFFEY		1:58.028 64 GOODWIN

POLE



Culture Park
Circuit Length = 2.6920 miles.

These results are provisional until the conclusion of any judicial and technical matters.

Start: 09:28 End: 09:48

Clerk of Course:	Stewards:	Timekeeper:
------------------	-----------	-------------

Race 2 AMOC/Millers Oils Historic Formula Junior RACE RESULT

POS	NO	CL	NAME	NAT	ENTRY	TIME	LAPS	GAP	MPH	BEST
1	51	C2	Michael HIBBERD		Lotus 27	20:00.820	10		80.70	1:56.928
2	59	C2	Robin LONGDON		Lola Mk5A	20:14.733	10	13.913	79.78	1:56.825
3	62	C2	Simon ARMER		Cooper T59	20:14.982	10	14.162	79.76	1:59.358
4	61	C2	Simon DIFFEY		Lotus 20	20:14.992	10	14.172	79.76	1:56.715
5	64	C2	Robert GOODWIN		Lotus 22	20:23.294	10	22.474	79.22	1:58.530
6	54	C2	John FYDA		Lotus 22	20:23.442	10	22.622	79.21	1:58.257
7	83	C2	Barry WESTMORELAND		Lotus 22	20:28.460	10	27.640	78.88	2:00.840
8	65	C2	Simon SMITH		Cooper T56	20:41.863	10	41.043	78.03	2:01.643
9	86	C2	Hamish MORRISON		Cooper T67	21:01.599	10	1:00.779	76.81	2:01.554
10	67	C2	Ned SPIEKER		Brabham BT6	21:19.629	10	1:18.809	75.73	2:03.926
11	75	C2	Bob DIGGORY		Lightning	21:22.292	10	1:21.472	75.57	2:04.280
12	12	A2	Stuart ROACH		Alexis Mk2	21:22.882	10	1:22.062	75.54	2:04.299
13	2	A2	Mark WOODHOUSE		Elva 100	21:34.372	10	1:33.552	74.87	2:06.245
14	52	C2	John MONSON		Lotud 20B	21:49.376	10	1:48.556	74.01	2:04.170
15	36	B	Clive TEMPLE		Cooper T56	22:02.410	10	2:01.590	73.28	2:09.598
16	72	C2	Oliver CROSSWAITE		Gemini Mk4A	22:04.748	10	2:03.928	73.15	2:09.594
17	29	A2	William GRIMSHAW		Moorland Mk1	22:05.099	10	2:04.279	73.13	2:09.322
18	73	C2	Peter ANTISS		Lotus 20/22	20:42.055	9	1 LAP	70.22	2:13.160
19	43	B	Doug MARTIN		Elva 200	20:45.507	9	1 LAP	70.02	2:14.581
20	22	A2	Bernard BROCK		Elva	20:48.152	9	1 LAP	69.88	2:14.578
21	44	B	Andrew ROBERTSON		Crossle 4F	20:54.965	9	1 LAP	69.50	2:15.399
22	23	A2	David WATTS		Elva 100	21:06.273	9	1 LAP	68.88	2:17.253
23	56	C2	Peter JACKSON		Cooper T56	21:16.554	9	1 LAP	68.32	2:14.936
24	35	B	Anthony MARTINDALE		Sauter	21:54.961	9	1 LAP	66.33	2:19.149
25	46	B	Sue SPENCE		Elva 200	22:20.983	9	1 LAP	65.04	2:23.452

NOT CLASSIFIED

71	B	James HICKS		Caravelle Mk3	18:37.103	9	D.N.F.	78.07	2:01.680
60	C2	Yazaburo BABA		Lotus 20	19:12.512	9	D.N.F.	75.67	2:04.242
79	C2	Andrew HIBBERD		Lotus 22	17:20.734	8	D.N.F.	74.49	2:04.529
47	B	Martin WALFORD		Elva 200	17:38.718	8	D.N.F.	73.23	2:04.421
93	C2	Chris CHILCOTT		Lotus 20	9:02.958	4	D.N.F.	71.39	2:07.890
4	A2	Derek WALKER		Terrier MkIV	6:45.426	3	D.N.F.	71.71	2:06.055
21	A1	Peter MULLEN		Osca		0	D.N.F.	N/A	

FASTEST LAP

61	C2	Simon DIFFEY		Lotus 20	1:56.715	3	83.03mph	133.62kph
71	B	James HICKS		Caravelle Mk3	2:01.680	7	79.64mph	128.17kph
12	A2	Stuart ROACH		Alexis Mk2	2:04.299	9	77.96mph	125.47kph

These results are provisional until the conclusion of any judicial and technical matters.

Oulton Park
Circuit Length = 2.6920 miles.
Start: 13:25 End: 13:45

Clerk of Course:	Stewards:	Timekeeper:
------------------	-----------	-------------

Race 2 AMOC/Millers Oils Historic Formula Junior LAP CHART

Lap 1			Lap 2			Lap 3			Lap 4			Lap 5		
No	Behind	Laptime	No	Behind	Laptime	No	Behind	Laptime	No	Behind	Laptime	No	Behind	Laptime
61		2:04.481	51		1:57.606	51		1:56.928	51		1:57.297	51		1:57.660
51	1.376	2:05.857	61	0.616	1:59.598	61	0.403	1:56.715	61	0.145	1:57.039	59	0.344	1:56.825
59	2.100	2:06.581	59	1.338	1:58.220	59	1.414	1:57.004	59	1.179	1:57.062	61	2.262	1:59.777
62	4.133	2:08.614	62	5.367	2:00.216	62	8.208	1:59.769	54	11.328	1:59.980	46	1 LAP	2:26.966
54	4.871	2:09.352	54	5.966	2:00.077	54	8.645	1:59.607	64	12.490	2:00.952	54	12.678	1:59.010
64	5.299	2:09.780	64	6.950	2:00.633	64	8.835	1:58.813	62	13.140	2:02.229	64	13.360	1:58.530
71	7.779	2:12.260	71	12.943	2:04.146	83	16.959	2:00.884	83	20.502	2:00.840	62	14.838	1:59.358
83	7.975	2:12.456	83	13.003	2:04.010	71	19.818	2:03.803	71	25.417	2:02.896	83	24.337	2:01.495
65	9.869	2:14.350	65	14.724	2:03.837	65	20.979	2:03.183	65	26.301	2:02.619	71	29.979	2:02.222
60	10.395	2:14.876	60	18.535	2:07.122	60	28.061	2:06.454	60	38.362	2:07.598	65	30.998	2:02.357
93	10.854	2:15.335	4	19.575	2:06.055	47	32.260	2:07.663	47	39.384	2:04.421	47	48.361	2:06.637
4	12.502	2:16.983	47	21.525	2:06.708	12	33.241	2:07.112	12	41.158	2:05.214	86	50.015	2:04.674
47	13.799	2:18.280	93	22.339	2:10.467	93	33.301	2:07.890	52	42.710	2:06.002	60	51.754	2:11.052
52	15.707	2:20.188	12	23.057	2:06.242	67	33.639	2:05.417	86	43.001	2:05.663	52	52.639	2:07.589
12	15.797	2:20.278	52	24.514	2:07.789	52	34.005	2:06.419	67	43.528	2:07.186	12	52.987	2:09.489
2	16.292	2:20.773	67	25.150	2:07.339	86	34.635	2:04.174	79	44.351	2:04.734	67	53.628	2:07.760
67	16.793	2:21.274	2	26.507	2:09.197	79	36.914	2:07.047	2	48.460	2:07.736	79	54.735	2:08.044
79	17.650	2:22.131	79	26.795	2:08.127	2	38.021	2:08.442	75	49.215	2:06.809	75	59.161	2:07.606
75	18.877	2:23.358	86	27.389	2:03.451	75	39.703	2:07.359	72	1:00.430	2:10.806	2	59.451	2:08.651
36	19.826	2:24.307	75	29.272	2:09.377	4	45.035	2:22.388P	36	1:00.934	2:12.080	72	1:15.369	2:12.599
72	21.350	2:25.831	36	32.130	2:11.286	36	46.151	2:10.949	29	1:03.556	2:10.547	36	1:15.930	2:12.656
29	21.923	2:26.404	72	34.086	2:11.718	72	46.921	2:09.763	93	1:05.270	2:29.266P	29	1:17.791	2:11.895
86	22.920	2:27.401	29	36.122	2:13.181	29	50.306	2:11.112	73	1:27.284	2:15.977	73	1:47.487	2:17.863
43	26.366	2:30.847	43	45.969	2:18.585	43	1:07.749	2:18.708	43	1:29.306	2:18.854	43	1:48.801	2:17.155
73	28.125	2:32.606	73	46.689	2:17.546	23	1:08.157	2:17.493	22	1:30.076	2:18.076	22	1:49.090	2:16.674
23	28.550	2:33.031	23	47.592	2:18.024	73	1:08.604	2:18.843	23	1:31.205	2:20.345	23	1:51.883	2:18.338
22	30.966	2:35.447	22	49.386	2:17.402	22	1:09.297	2:16.839	44	1:33.573	2:17.095	44	1:52.333	2:16.420
44	32.158	2:36.639	44	53.743	2:20.567	44	1:13.775	2:16.960	35	1:42.812	2:20.403			
35	33.411	2:37.892	35	55.586	2:21.157	35	1:19.706	2:21.048	56	1:44.843	2:19.734			
56	36.650	2:41.131	56	59.667	2:21.999	56	1:22.406	2:19.667						
46	38.189	2:42.670	46	1:04.493	2:25.286	46	1:32.928	2:25.363						

Oulton Park
Circuit Length = 2.6920 miles.
Start: 13:25 End: 13:45

Race 2 AMOC/Millers Oils Historic Formula Junior LAP CHART

(contd.)

Lap 6			Lap 7			Lap 8			Lap 9			Lap 10		
No	Behind	Laptime	No	Behind	Laptime	No	Behind	Laptime	No	Behind	Laptime	No	Behind	Laptime
51		2:00.989	51		2:02.433	51		2:00.313	51		2:00.801	51		2:00.936
35	1 LAP	2:20.760	22	1 LAP	2:15.593	54	6.346	2:00.364	62	13.717	2:00.479	59	13.913	2:00.103
61	6.185	2:04.912	23	1 LAP	2:17.774	64	8.673	2:00.328	59	14.746	1:59.235	62	14.162	2:01.381
54	9.946	1:58.257	54	6.295	1:58.782	73	1 LAP	2:14.462	61	16.793	1:59.666	61	14.172	1:58.315
64	11.475	1:59.104	44	1 LAP	2:17.613	62	14.039	2:01.793	64	22.184	2:14.312	64	22.474	2:01.226
56	1 LAP	2:26.904	64	8.658	1:59.616	43	1 LAP	2:15.334	54	22.646	2:17.101	54	22.622	2:00.912
62	14.330	2:00.481	62	12.559	2:00.662	59	16.312	2:00.381	83	27.460	2:03.923	83	27.640	2:01.116
59	17.255	2:17.900	59	16.244	2:01.422	22	1 LAP	2:16.605	73	1 LAP	2:15.895	65	41.043	2:04.414
83	25.107	2:01.759	61	18.765	2:15.013	61	17.928	1:59.476	43	1 LAP	2:15.018	73	1 LAP	2:13.160
71	33.094	2:04.104	83	23.740	2:01.066	44	1 LAP	2:17.278	22	1 LAP	2:14.578	43	1 LAP	2:16.425
65	33.843	2:03.834	35	1 LAP	2:21.478	83	24.338	2:00.911	71	37.219	2:03.981	22	1 LAP	2:16.938
46	1 LAP	2:31.742	56	1 LAP	2:19.143	23	1 LAP	2:18.906	65	37.565	2:03.142	44	1 LAP	2:15.399
47	54.471	2:07.099	71	32.341	2:01.680	71	34.039	2:02.011	44	1 LAP	2:16.994	86	1:00.779	2:03.606
86	54.759	2:05.733	65	33.894	2:02.484	65	35.224	2:01.643	23	1 LAP	2:17.253	23	1 LAP	2:25.109
60	59.330	2:08.565	86	53.880	2:01.554	35	1 LAP	2:19.149	86	58.109	2:02.857	56	1 LAP	2:14.936
52	1:00.229	2:08.579	47	58.819	2:06.781	56	1 LAP	2:17.553	56	1 LAP	2:15.487	67	1:18.809	2:06.599
67	1:01.874	2:09.235	46	1 LAP	2:26.681	86	56.053	2:02.486	35	1 LAP	2:20.151	75	1:21.472	2:06.006
79	1:02.069	2:08.323	60	1:02.709	2:05.812	52	1:08.181	2:05.397	52	1:11.550	2:04.170	12	1:22.062	2:07.482
12	1:02.711	2:10.713	52	1:03.097	2:05.301	60	1:09.187	2:06.791	60	1:12.628	2:04.242	2	1:33.552	2:10.646
75	1:05.109	2:06.937	79	1:04.165	2:04.529	67	1:10.021	2:05.300	67	1:13.146	2:03.926	52	1:48.556	2:37.942
2	1:06.616	2:08.154	67	1:05.034	2:05.593	12	1:12.018	2:06.287	12	1:15.516	2:04.299	35	1 LAP	2:52.923
72	1:23.974	2:09.594	12	1:06.044	2:05.766	75	1:12.213	2:04.280	75	1:16.402	2:04.990	36	2:01.590	2:10.811
36	1:24.870	2:09.929	75	1:08.246	2:05.570	2	1:17.600	2:07.485	2	1:23.842	2:07.043	72	2:03.928	2:11.876
29	1:26.442	2:09.640	2	1:10.428	2:06.245	79	1:21.651	2:17.799P	46	1 LAP	2:23.452	29	2:04.279	2:12.483
73	2:02.201	2:15.703	72	1:31.788	2:10.247	46	1 LAP	2:28.840	36	1:51.715	2:09.598	46	1 LAP	2:29.983
43	2:02.393	2:14.581	36	1:32.585	2:10.148	47	1:39.635	2:41.129P	29	1:52.732	2:09.908			
			29	1:33.331	2:09.322	72	1:41.335	2:09.860	72	1:52.988	2:12.454			
						36	1:42.918	2:10.646						
						29	1:43.625	2:10.607						

Oulton Park
Circuit Length = 2.6920 miles.
Start: 13:25 End: 13:45

Race 3 HSCC 70s Road Sports Classes A, B & C Qualification Race 3

POS	NO	CL	NAME	NAT	ENTRY	TIME	LAPS	GAP	MPH
1	1	A	Richard THORNE		Morgan Plus 8	2:04.586	10		77.78
2	46	B	Jim BAYNAM		TVR Tuscan V6	2:05.949	9	1.363	76.94
3	9	B	Julian BARTER		TVR 3000M	2:06.137	9	1.551	76.83
4	54	C	Chris HOLLAND		Lotus 7 S4	2:06.801	10	2.215	76.42
5	27	B	Matthew BANNISTER		Datsun 240Z	2:07.343	3	2.757	76.10
6	43	C	Howard BENTHAM		Lotus Europa	2:07.892	9	3.306	75.77
7	44	C	Alan HARPER		Lotus Elan S4	2:08.160	4	3.574	75.61
8	11	C	Peter SHAW		Lotus Europa	2:09.276	9	4.690	74.96
9	16	A	Trevor ROWNEY		MGBGT V8	2:09.292	9	4.706	74.95
10	77	A	Andrew SHARP		Porsche 928	2:09.502	9	4.916	74.83
11	73	C	Richard LAWSON		Lotus Elan Sprint	2:10.191	9	5.605	74.43
12	41	C	Bill BRAITHWAITE		Lotus Elan	2:10.645	9	6.059	74.18
13	15	A	Philip MCKELVEY		Morgan Plus 8	2:11.164	9	6.578	73.88
14	8	A	Neville DAY		Pontiac Firebird	2:11.635	7	7.049	73.62
15	68	C	Chris OVERTON		Lotus 7 S4	2:11.829	9	7.243	73.51
16	3	A	Paul CONWAY		Morgan Plus 8	2:12.021	9	7.435	73.40
17	31	A	Mark BENNETT		MGBGT V8	2:12.119	8	7.533	73.35
18	26	B	Paul STAFFORD		Datsun 240Z	2:12.467	7	7.881	73.15
19	83	C	Mark WILSON		Lotus Elan S4	2:12.740	9	8.154	73.00
20	29	A	Philip BRIGGS		Porsche 928	2:13.352	9	8.766	72.67
21	51	B	Julian GAMMAGE		Triumph TR6	2:13.667	6	9.081	72.50
22	42	C	Ross BRAITHWAITE		Lotus Europa	2:17.151	9	12.565	70.66

Oulton Park
Circuit Length = 2.6920 miles.
Start: 09:56 End: 10:16

These results are provisional until the conclusion of any judicial and technical matters.

Clerk of Course:	Stewards:	Timekeeper:
------------------	-----------	-------------

Race 3 HSCC 70s Road Sports Classes A, B & C

LAP ANALYSIS RACE 3

1	Richard THORNE	Morgan Plus 8
1 -	7:05.027	6 - 2:05.801
2 -	2:09.307	7 - 2:05.710
3 -	2:05.054	8 - 2:06.391
4 -	2:04.944	9 - 2:06.521
5 -	2:04.586	10 - 2:05.256
3	Paul CONWAY	Morgan Plus 8
1 -	7:40.710	6 - 2:13.161
2 -	2:21.569	7 - 2:13.007
3 -	2:16.349	8 - 2:12.021
4 -	2:15.556	9 - 2:13.737
5 -	2:12.662	
8	Neville DAY	Pontiac Firebird
1 -	7:15.626	6 - 2:14.360
2 -	2:57.802	7 - 2:11.635
3 -	2:32.539P	
4 -	6:57.128	
5 -	2:15.897	
9	Julian BARTER	TVR 3000M
1 -	7:35.968	6 - 2:10.668
2 -	2:15.757	7 - 2:06.137
3 -	2:09.729	8 - 2:07.560
4 -	2:11.046	9 - 2:06.544
5 -	2:08.756	
11	Peter SHAW	Lotus Europa
1 -	7:20.828	6 - 2:12.878
2 -	2:20.987	7 - 2:10.481
3 -	2:13.841	8 - 2:10.178
4 -	2:12.752	9 - 2:09.276
5 -	2:12.041	
15	Philip MCKELVEY	Morgan Plus 8
1 -	7:01.509	6 - 2:13.249
2 -	2:14.919	7 - 2:11.164
3 -	2:11.570	8 - 2:11.352
4 -	2:12.583	9 - 2:12.281
5 -	2:13.358	
16	Trevor ROWNEY	MGBGTV8
1 -	7:09.036	6 - 2:11.165
2 -	2:16.022	7 - 2:10.853
3 -	2:13.739	8 - 2:11.896
4 -	2:14.164	9 - 2:09.292
5 -	2:12.951	

Oulton Park
 Circuit Length = 2.6920 miles.
 Start: 09:56 End: 10:16

Race 3 HSCC 70s Road Sports Classes A, B & C

LAP ANALYSIS RACE 3

(contd.)

26	Paul STAFFORD	Datsun 240Z
1 -	7:13.765	6 - 2:34.150
2 -	2:15.245	7 - 2:46.717P
3 -	2:12.725	
4 -	2:12.467	
5 -	2:13.728	
27	Matthew BANNISTER	Datsun 240Z
1 -	7:14.248	
2 -	2:10.994	
3 -	2:07.343	
29	Philip BRIGGS	Porsche 928
1 -	7:35.489	6 - 2:15.460
2 -	2:21.328	7 - 2:15.537
3 -	2:18.845	8 - 2:14.733
4 -	2:16.350	9 - 2:13.352
5 -	2:17.036	
31	Mark BENNETT	MGBGT V8
1 -	7:06.502	6 - 2:12.593
2 -	2:14.768	7 - 2:12.119
3 -	2:12.948	8 - 2:14.363
4 -	2:13.973	
5 -	2:12.368	
41	Bill BRAITHWAITE	Lotus Elan
1 -	7:16.532	6 - 2:10.677
2 -	2:12.063	7 - 2:11.914
3 -	2:11.756	8 - 2:10.877
4 -	2:16.926P	9 - 2:10.645
5 -	4:04.067	
42	Ross BRAITHWAITE	Lotus Europa
1 -	7:33.790	6 - 2:17.151
2 -	2:31.820	7 - 2:18.451
3 -	2:20.717	8 - 2:17.874
4 -	2:19.709	9 - 2:20.367
5 -	2:20.917	
43	Howard BENTHAM	Lotus Europa
1 -	7:34.404	6 - 2:10.219
2 -	2:18.467	7 - 2:07.892
3 -	2:11.502	8 - 2:09.994
4 -	2:10.238	9 - 2:12.527
5 -	2:08.936	

Oulton Park
 Circuit Length = 2.6920 miles.
 Start: 09:56 End: 10:16

Race 3 HSCC 70s Road Sports Classes A, B & C

LAP ANALYSIS RACE 3

(contd.)

44	Alan HARPER	Lotus Elan S4
1 - 7:04.441 2 - 2:12.703 3 - 2:11.184 4 - 2:08.160		
46	Jim BAYNAM	TVR Tuscan V6
1 - 7:39.300 6 - 2:06.749 2 - 2:15.350 7 - 2:05.949 3 - 2:08.021 8 - 2:06.450 4 - 2:08.176 9 - 2:06.130 5 - 2:08.052		
51	Julian GAMAGE	Triumph TR6
1 - 7:41.483 6 - 2:39.853P 2 - 2:17.637 3 - 2:15.849 4 - 2:13.667 5 - 2:14.184		
54	Chris HOLLAND	Lotus 7 S4
1 - 7:02.072 6 - 2:07.775 2 - 2:12.052 7 - 2:06.801 3 - 2:08.810 8 - 2:09.026 4 - 2:08.030 9 - 2:09.894 5 - 2:07.382 10 - 2:07.639		
68	Chris OVERTON	Lotus 7 S4
1 - 7:37.937 6 - 2:12.383 2 - 2:19.763 7 - 2:12.505 3 - 2:13.282 8 - 2:11.829 4 - 2:13.331 9 - 2:25.670 5 - 2:13.331		
73	Richard LAWSON	Lotus Elan Sprint
1 - 7:09.400 6 - 2:10.644 2 - 2:13.133 7 - 2:16.142 3 - 2:11.320 8 - 2:13.224 4 - 2:10.191 9 - 2:11.099 5 - 2:13.114		
77	Andrew SHARP	Porsche 928
1 - 7:39.663 6 - 2:11.662 2 - 2:15.564 7 - 2:11.553 3 - 2:12.318 8 - 2:09.820 4 - 2:10.289 9 - 2:09.502 5 - 2:10.838		

Oulton Park
 Circuit Length = 2.6920 miles.
 Start: 09:56 End: 10:16

**Race 3 HSCC 70s Road Sports Classes A, B & C
LAP ANALYSIS RACE 3**

(contd.)

83	Mark WILSON	Lotus Elan S4
1 - 7:21.624	6 - 2:12.740	
2 - 2:21.045	7 - 2:15.630	
3 - 2:15.321	8 - 2:16.477	
4 - 2:18.877	9 - 2:14.158	
5 - 2:15.171		

Race 3 HSCC 70s Road Sports Classes A, B & C

GRID RACE 3

ROW 11	2:13.667 51 GAMAGE	2:17.151 42 BRAITHWAITE
ROW 10	2:12.740 83 WILSON	2:13.352 29 BRIGGS
ROW 9	2:12.119 31 BENNETT	2:12.467 26 STAFFORD
ROW 8	2:11.829 68 OVERTON	2:12.021 3 CONWAY
ROW 7	2:11.164 15 MCKELVEY	2:11.635 8 DAY
ROW 6	2:10.191 73 LAWSON	2:10.645 41 BRAITHWAITE
ROW 5	2:09.292 16 ROWNEY	2:09.502 77 SHARP
ROW 4	2:08.160 44 HARPER	2:09.276 11 SHAW
ROW 3	2:07.343 27 BANNISTER	2:07.892 43 BENTHAM
ROW 2	2:06.137 9 BARTER	2:06.801 54 HOLLAND
ROW 1	2:04.586 1 THORNE	2:05.949 46 BAYNAM
POLE		



These results are provisional until the conclusion of any judicial and technical matters. Start: 09:56 End: 10:16

Clerk of Course:	Stewards:	Timekeeper:
------------------	-----------	-------------

Race 3 HSCC 70s Road Sports Classes A, B & C

RACE RESULT

POS	NO	CL	NAME	NAT	ENTRY	TIME	LAPS	GAP	MPH	BEST
1	1	A	Richard THORNE		Morgan Plus 8	21:42.495	9		66.96	2:06.473
2	46	B	Jim BAYNAM		TVR Tuscan V6	21:43.323	9	0.828	66.92	2:07.359
3	44	C	Alan HARPER		Lotus Elan S4	21:43.501	9	1.006	66.91	2:06.323
4	54	C	Chris HOLLAND		Lotus 7 S4	21:44.411	9	1.916	66.86	2:06.517
5	3	A	Paul CONWAY		Morgan Plus 8	21:45.239	9	2.744	66.82	2:08.963
6	43	C	Howard BENTHAM		Lotus Europa	21:45.740	9	3.245	66.79	2:06.509
7	15	A	Philip MCKELVEY		Morgan Plus 8	21:47.384	9	4.889	66.71	2:10.278
8	73	C	Richard LAWSON		Lotus Elan Sprint	21:49.409	9	6.914	66.61	2:10.258
9	8	A	Neville DAY		Pontiac Firebird	21:51.287	9	8.792	66.51	2:10.796
10	16	A	Trevor ROWNEY		MGBGTV8	21:52.258	9	9.763	66.46	2:10.567
11	11	C	Peter SHAW		Lotus Europa	21:56.760	9	14.265	66.23	2:10.524
12	26	B	Paul STAFFORD		Datsun 240Z	21:57.981	9	15.486	66.17	2:15.317
13	41	C	Bill BRAITHWAITE		Lotus Elan	21:58.449	9	15.954	66.15	2:13.735
14	29	A	Philip BRIGGS		Porsche 928	21:58.562	9	16.067	66.14	2:14.925
15	42	C	Ross BRAITHWAITE		Lotus Europa	22:17.651	9	35.156	65.20	2:17.326
16	9	B	Julian BARTER		TVR 3000M	22:28.879	6	3 LAPS	43.10	2:06.913
NOT CLASSIFIED										
68	C	Chris OVERTON		Lotus 7 S4		9:09.875	4	D.N.F.	70.49	2:13.736
83	C	Mark WILSON		Lotus Elan S4		9:28.446	4	D.N.F.	68.19	2:13.291
77	A	Andrew SHARP		Porsche 928		4:46.111	2	D.N.F.	67.74	2:25.343
FASTEST LAP										
44	C	Alan HARPER		Lotus Elan S4		2:06.323	4	76.71mph	123.46kph	
1	A	Richard THORNE		Morgan Plus 8		2:06.473	3	76.62mph	123.31kph	
9	B	Julian BARTER		TVR 3000M		2:06.913	6	76.36mph	122.89kph	

Car 11 - 10 second startline penalty included

These results are provisional until the conclusion of any judicial and technical matters.

Oulton Park
Circuit Length = 2.6920 miles.
Start: 13:59 End: 14:21

Clerk of Course:	Stewards:	Timekeeper:
------------------	-----------	-------------

Race 3 HSCC 70s Road Sports Classes A, B & C

LAP CHART Race 3

Lap 1			Lap 2			Lap 3			Lap 4			Lap 5		
No	Behind	Laptime	No	Behind	Laptime	No	Behind	Laptime	No	Behind	Laptime	No	Behind	Laptime
46		2:13.768	1		2:07.461	1		2:06.473	1		2:07.211	1		2:08.687
9	0.406	2:14.174	46	0.078	2:08.048	46	1.235	2:07.630	46	1.383	2:07.359	46	0.606	2:07.910
1	0.509	2:14.277	9	1.023	2:08.587	44	3.027	2:08.178	44	2.139	2:06.323	44	1.274	2:07.822
44	1.040	2:14.808	44	1.322	2:08.252	43	4.058	2:08.701	43	3.356	2:06.509	43	2.215	2:07.546
43	2.285	2:16.053	43	1.830	2:07.515	54	6.452	2:07.259	54	5.758	2:06.517	54	3.812	2:06.741
11	3.672	2:17.440	54	5.666	2:08.807	11	10.714	2:10.864	11	14.027	2:10.524	11	16.993	2:11.653
16	4.572	2:18.340	11	6.323	2:10.621	9	12.160	2:17.610P	3	19.251	2:08.963	3	20.836	2:10.272
54	4.829	2:18.597	16	7.169	2:10.567	3	17.499	2:10.031	73	21.592	2:10.258	73	24.258	2:11.353
73	8.373	2:22.141	73	11.864	2:11.461	73	18.545	2:13.154	15	22.183	2:10.278	15	24.635	2:11.139
41	8.837	2:22.605	8	13.321	2:10.796	15	19.116	2:10.761	8	24.859	2:11.596	8	27.802	2:11.630
8	10.495	2:24.263	3	13.941	2:11.103	8	20.474	2:13.626	16	33.968	2:12.854	16	38.168	2:12.887
3	10.808	2:24.576	15	14.828	2:11.096	83	26.549	2:13.291	68	34.453	2:14.036	26	51.049	2:21.030
77	11.575	2:25.343	83	19.731	2:14.540	68	27.628	2:13.736	26	38.706	2:15.718	29	56.722	2:15.956
15	11.702	2:25.470	68	20.365	2:16.393	16	28.325	2:27.629	29	49.453	2:18.403	41	59.507	2:13.747
68	11.942	2:25.710	26	21.355	2:15.499	26	30.199	2:15.317	83	53.024	2:33.686P	42	1:31.630	2:21.141
83	13.161	2:26.929	77	24.373	2:20.768P	29	38.261	2:16.909	41	54.447	2:14.423			
26	13.826	2:27.594	29	27.825	2:18.675	42	41.933	2:19.415	42	1:19.176	2:44.454			
29	17.120	2:30.888	42	28.991	2:17.326	41	47.235	2:15.289						
42	19.635	2:33.403	41	38.419	2:37.552									

Car 11 - 10 second startline penalty included

Oulton Park
 Circuit Length = 2.6920 miles.
 Start: 13:59 End: 14:21

Race 3 HSCC 70s Road Sports Classes A, B & C

LAP CHART Race 3

(contd.)

Lap 6			Lap 7			Lap 8			Lap 9			Lap 10		
No	Behind	Laptime	No	Behind	Laptime	No	Behind	Laptime	No	Behind	Laptime	No	Behind	Laptime
1		2:07.763	1		3:47.327	1		2:54.268	1		2:09.028			
46	1.430	2:08.587	46	1.475	3:47.372	46	0.503	2:53.296	46	0.828	2:09.353			
44	1.641	2:08.130	44	2.098	3:47.784	44	0.649	2:52.819	44	1.006	2:09.385			
43	2.309	2:07.857	43	2.751	3:47.769	43	1.268	2:52.785	54	1.916	2:09.361			
54	3.419	2:07.370	54	3.147	3:47.055	54	1.583	2:52.704	3	2.744	2:09.352			
11	20.650	2:11.420	11	4.260	3:30.937	11	2.228	2:52.236	43	3.245	2:11.005			
3	23.201	2:10.128	3	5.216	3:29.342	3	2.420	2:51.472	11	4.265	2:11.065			
15	28.571	2:11.699	15	6.305	3:25.061	15	2.966	2:50.929	15	4.889	2:10.951			
73	29.419	2:12.924	73	7.383	3:25.291	73	4.269	2:51.154	73	6.914	2:11.673			
8	31.807	2:11.768	8	8.226	3:23.746	8	5.744	2:51.786	8	8.792	2:12.076			
16	45.250	2:14.845	16	9.083	3:11.160	16	7.191	2:52.376	16	9.763	2:11.600			
26	1:02.467	2:19.181	26	9.877	2:54.737	26	8.714	2:53.105	26	15.486	2:15.800			
29	1:03.884	2:14.925	29	10.916	2:54.359	29	9.841	2:53.193	41	15.954	2:14.098			
41	1:05.479	2:13.735	41	11.757	2:53.605	41	10.884	2:53.395	29	16.067	2:15.254			
42	1:46.748	2:22.881	42	26.300	2:26.879	42	13.720	2:41.688	42	35.156	2:30.464			
			9	3 LAPS	11:16.390	9	3 LAPS	2:25.205	9	3 LAPS	2:06.913			

Car 11 - 10 second startline penalty included

Oulton Park
Circuit Length = 2.6920 miles.
Start: 13:59 End: 14:21

Race 4 HSCC Classic Racing Cars for the Retro Track & Air Trophy

QUALIFICATION RACE 4 AMENDED

POS	NO	CL	NAME	NAT	ENTRY	TIME	LAPS	GAP	MPH
1	3	E2	Matthew WATTS		Brabham BT16	1:49.825	8		88.24
2	22	E4	Ian GRAY		Brabham BT30	1:56.368	10	6.543	83.28
3	57	F	David WILD		Lola T200	1:59.917	7	10.092	80.81
4	30	E2	Richard KENDLE		Brabham BT21B	2:00.372	9	10.547	80.51
5	1	C	John BLADON		Merlyn Mk9 F2	2:01.172	6	11.347	79.97
6	51	F	John MOULDS		Merlyn Mk11	2:01.310	9	11.485	79.88
7	21	F	Neil BOWMAN		Macon MR6	2:01.320	7	11.495	79.88
8	84	E2	Roger BEVAN		Brabham BT21A	2:02.302	10	12.477	79.24
9	75	F	Anthony GODDARD		Merlyn Mk20	2:03.349	10	13.524	78.56
10	56	E2	Cliff GIDDENS		Brabham BT16	2:03.538	10	13.713	78.44
11	66	F	Gregory THORNTON		Titan Mk4	2:03.796	10	13.971	78.28
12	53	F	Martin HIBBERT		Merlyn Mk20A	2:03.945	8	14.120	78.19
13	73	E2	John RAND		Palliser WDB2	2:04.306	9	14.481	77.96
14	25	D	John COUNSELL		March 703	2:04.464	10	14.639	77.86
15	28	D	Richard URWIN		Brabham BT28	2:05.129	10	15.304	77.45
16	46	F	Mike BROMLEY		Merlyn 11A	2:05.901	10	16.076	76.97
17	91	F	Chris ATKINSON		Merlyn Mk20	2:07.770	9	17.945	75.84
18	55	C	Jason WILLIAMS		Lola T55	2:08.570	9	18.745	75.37
19	8	C	Rodger NEWMAN		Brabham BT14	2:09.328	9	19.503	74.93
20	39	F	Michael RICHINGS		Alexis Mk15	2:10.535	5	20.710	74.24
21	32	E2	Julian JUDD		Tecno F3	2:10.638	9	20.813	74.18
22	34	C	Tony BAILEY		Cooper T59	2:12.713	9	22.888	73.02
23	16	D	Nigel MILLER		Brabham BT21	2:15.958	9	26.133	71.28
24	7	C	Paul BUSBY		Cooper T82	2:16.177	9	26.352	71.16
25	92	F	William I'ANSON		Nike Mk6	2:18.462	6	28.637	69.99
26	27	D	Peter WILLIAMS		Brabham BT15	2:19.979	4	30.154	69.23
27	60	C	David CROWTHER		Brabham BT18	2:20.769	9	30.944	68.84
28	81	D	Stephen WILKINSON		Brabham BT21	2:21.058	3	31.233	68.70

Car 31 Times disallowed - Clerk of Course decision
 Technical Championship Regulation 5.13 refers
 These results are provisional until the conclusion of any judicial and technical matters.

Oulton Park
 Circuit Length = 2.6920 miles.
 Start: 10:30 End: 10:51

Clerk of Course:	Stewards:	Timekeeper:
------------------	-----------	-------------

Race 4 HSCC Classic Racing Cars for the Retro Track & Air Trophy

LAP ANALYSIS RACE 4

1	John BLADON	Merlyn Mk9 F2
1 - X:00.000	6 - 2:27.613P	
2 - 2:03.739		
3 - 2:01.172		
4 - 2:01.703		
5 - 2:02.852		
3	Matthew WATTS	Brabham BT16
1 - X:00.000	6 - 1:49.825	
2 - 1:50.492	7 - 1:53.768	
3 - 1:50.385	8 - 2:29.945P	
4 - 1:52.784		
5 - 1:52.461		
7	Paul BUSBY	Cooper T82
1 - X:00.000	6 - 2:16.177	
2 - 2:22.954	7 - 2:16.514	
3 - 2:20.456	8 - 2:19.130	
4 - 2:19.404	9 - 2:18.789	
5 - 2:18.385		
8	Rodger NEWMAN	Brabham BT14
1 - X:00.000	6 - 2:13.000	
2 - 2:22.746	7 - 2:09.328	
3 - 2:15.838	8 - 2:11.154	
4 - 2:18.642	9 - 2:11.255	
5 - 2:13.056		
16	Nigel MILLER	Brabham BT21
1 - X:00.000	6 - 2:15.958	
2 - 2:18.632	7 - 2:17.744	
3 - 2:16.926	8 - 2:18.851	
4 - 2:18.601	9 - 2:18.460	
5 - 2:18.521		
21	Neil BOWMAN	Macon MR6
1 - X:00.000	6 - 2:12.822	
2 - 2:07.362	7 - 2:01.320	
3 - 2:02.769		
4 - 2:09.644		
5 - 2:06.028		
22	Ian GRAY	Brabham BT30
1 - X:00.000	6 - 2:02.872	
2 - 2:00.582	7 - 1:57.602	
3 - 1:58.604	8 - 1:57.499	
4 - 1:56.368	9 - 1:56.615	
5 - 1:56.502	10 - 1:56.437	

Oulton Park
 Circuit Length = 2.6920 miles.
 Start: 10:30 End: 10:51

Clerk of Course:	Stewards:	Timekeeper:
------------------	-----------	-------------

Race 4 HSCC Classic Racing Cars for the Retro Track & Air Trophy

LAP ANALYSIS RACE 4

(contd.)

25	John COUNSELL	March 703
1 -	X:00.000	6 - 2:05.524
2 -	2:11.615	7 - 2:05.262
3 -	2:05.743	8 - 2:05.581
4 -	2:04.464	9 - 2:05.375
5 -	2:06.243	10 - 2:07.373
27	Peter WILLIAMS	Brabham BT15
1 -	X:00.000	
2 -	2:26.204	
3 -	2:19.979	
4 -	3:42.040P	
28	Richard URWIN	Brabham BT28
1 -	X:00.000	6 - 2:05.406
2 -	2:10.351	7 - 2:05.226
3 -	2:06.619	8 - 2:05.670
4 -	2:05.129	9 - 2:09.043
5 -	2:07.441	10 - 2:06.280
30	Richard KENDLE	Brabham BT21B
1 -	X:00.000	6 - 2:02.343
2 -	2:02.183	7 - 2:01.945
3 -	2:00.755	8 - 2:01.739
4 -	2:04.254	9 - 2:00.372
5 -	2:05.757	
31	Rob TWEEDIE	Lola T200
1 -	X:00.000	6 - 2:02.122
2 -	2:09.990	7 - 2:03.992
3 -	2:02.951	8 - 2:06.129
4 -	2:02.626	9 - 2:04.551
5 -	2:03.452	10 - 2:03.342
32	Julian JUDD	Tecno F3
1 -	X:00.000	6 - 2:12.741
2 -	2:18.517	7 - 2:15.717
3 -	2:10.638	8 - 2:18.541
4 -	2:13.402	9 - 2:18.620
5 -	2:14.698	
34	Tony BAILEY	Cooper T59
1 -	X:00.000	6 - 2:12.713
2 -	2:20.834	7 - 2:14.773
3 -	2:16.777	8 - 2:15.109
4 -	2:13.428	9 - 2:15.944
5 -	2:14.700	

Oulton Park
Circuit Length = 2.6920 miles.
Start: 10:30 End: 10:51

Clerk of Course:	Stewards:	Timekeeper:
------------------	-----------	-------------

Race 4 HSCC Classic Racing Cars for the Retro Track & Air Trophy

LAP ANALYSIS RACE 4

(contd.)

39	Michael RICHINGS	Alexis Mk15
1 - X:00.000 2 - 2:17.714 3 - 2:10.535 4 - 2:10.910 5 - 1:50.637P		
46	Mike BROMLEY	Merlyn 11A
1 - X:00.000 6 - 2:05.901 2 - 2:11.165 7 - 2:07.933 3 - 2:10.593 8 - 2:07.059 4 - 2:07.595 9 - 2:09.484 5 - 2:08.834 10 - 2:10.522		
51	John MOULDS	Merlyn Mk11
1 - X:00.000 6 - 2:06.449 2 - 2:08.943 7 - 2:01.517 3 - 2:03.494 8 - 2:01.310 4 - 2:04.695 9 - 2:02.718 5 - 2:07.462		
53	Martin HIBBERT	Merlyn Mk20A
1 - X:00.000 6 - 2:04.225 2 - 2:05.738 7 - 2:04.354 3 - 2:03.945 8 - 2:27.534P 4 - 2:04.016 5 - 2:04.521		
55	Geoff WILLIAMS	Lola T55
1 - X:00.000 6 - 2:08.570 2 - 2:11.044 7 - 2:09.268 3 - 2:12.099 8 - 2:10.566 4 - 2:10.356 9 - 2:10.760 5 - 2:08.894		
56	Cliff GIDDENS	Brabham BT16
1 - X:00.000 6 - 2:05.042 2 - 2:12.420 7 - 2:04.213 3 - 2:04.874 8 - 2:03.721 4 - 2:06.419 9 - 2:03.538 5 - 2:10.995 10 - 2:06.843		
57	David WILD	Lola T200
1 - X:00.000 6 - 2:00.538 2 - 2:06.960 7 - 1:59.917 3 - 2:02.402 4 - 2:00.623 5 - 2:01.487		

Oulton Park
 Circuit Length = 2.6920 miles.
 Start: 10:30 End: 10:51

Clerk of Course:	Stewards:	Timekeeper:
------------------	-----------	-------------

Race 4 HSCC Classic Racing Cars for the Retro Track & Air Trophy

LAP ANALYSIS RACE 4

(contd.)

60	David CROWTHER	Brabham BT18
1 - X:00.000	6 - 2:22.292	
2 - 2:23.595	7 - 2:20.769	
3 - 2:22.099	8 - 2:21.734	
4 - 2:21.156	9 - 2:22.581	
5 - 2:22.289		
66	Gregory THORNTON	Titan Mk4
1 - X:00.000	6 - 2:03.796	
2 - 2:15.750	7 - 2:04.648	
3 - 2:12.309	8 - 2:07.427	
4 - 2:07.286	9 - 2:19.706	
5 - 2:06.405	10 - 2:04.871	
73	John RAND	Palliser WDB2
1 - X:00.000	6 - 2:06.458	
2 - 2:18.955	7 - 2:04.306	
3 - 2:12.231	8 - 2:04.743	
4 - 2:10.917	9 - 2:07.478	
5 - 2:08.853		
75	Anthony GODDARD	Merlyn Mk20
1 - X:00.000	6 - 2:04.708	
2 - 2:11.183	7 - 2:03.349	
3 - 2:06.411	8 - 2:04.581	
4 - 2:07.626	9 - 2:05.457	
5 - 2:05.858	10 - 2:06.405	
81	Stephen WILKINSON	Brabham BT21
1 - X:00.000		
2 - 2:29.225		
3 - 2:21.058		
84	Roger BEVAN	Brabham BT21A
1 - X:00.000	6 - 2:20.490	
2 - 2:07.954	7 - 2:04.532	
3 - 2:02.302	8 - 2:03.126	
4 - 2:02.586	9 - 2:03.091	
5 - 2:04.069	10 - 2:03.701	
91	Chris ATKINSON	Merlyn Mk20
1 - X:00.000	6 - 2:10.114	
2 - 2:17.370	7 - 2:09.225	
3 - 2:16.595	8 - 2:07.770	
4 - 2:12.257	9 - 2:08.495	
5 - 2:10.466		

Oulton Park
Circuit Length = 2.6920 miles.
Start: 10:30 End: 10:51

Clerk of Course:	Stewards:	Timekeeper:
------------------	-----------	-------------

Race 4 HSCC Classic Racing Cars for the Retro Track & Air Trophy LAP ANALYSIS RACE 4

(contd.)

92	William I'ANSON	Nike Mk6
1 - X:00.000	6 - 2:19.067	
2 - 2:53.735		
3 - 2:37.676P		
4 - 7:48.946		
5 - 2:18.462		

Oulton Park
Circuit Length = 2.6920 miles.
Start: 10:30 End: 10:51

Clerk of Course:	Stewards:	Timekeeper:
------------------	-----------	-------------

Race 4 HSCC Classic Racing Cars for the Retro Track & Air Trophy

GRID RACE 4 AMENDED

ROW 15	2:02.122	31	TWEEDIE	
ROW 14	2:20.769	60	CROWTHER	2:21.058 81 WILKINSON
ROW 13	2:18.462	92	LANSON	2:19.979 27 WILLIAMS
ROW 12	2:15.958	16	MILLER	2:16.177 7 BUSBY
ROW 11	2:10.638	32	JUDD	2:12.713 34 BAILEY
ROW 10	2:09.328	8	NEWMAN	2:10.535 39 RICHINGS
ROW 9	2:07.770	91	ATKINSON	2:08.570 55 WILLIAMS
ROW 8	2:05.129	28	URWIN	2:05.901 46 BROMLEY
ROW 7	2:04.306	73	RAND	2:04.464 25 COUNSELL
ROW 6	2:03.796	66	THORNTON	2:03.945 53 HIBBERT
ROW 5	2:03.349	75	GODDARD	2:03.538 56 GIDDENS
ROW 4	2:01.320	21	BOWMAN	2:02.302 84 BEVAN
ROW 3	2:01.172	1	BLADON	2:01.310 51 MOULDS
ROW 2	1:59.917	57	WILD	2:00.372 30 KENDLE
ROW 1	1:49.825	3	WATTS	1:56.368 22 GRAY

POLE


 Clerk of Course: Over of Course: Circuit: Park:
 Technical Championship Regulation 5.13 refers. Circuit Length = 2.6920 miles.
 These results are provisional until the conclusion of any judicial and technical matters. Start: 10:30 End: 10:51

Clerk of Course:	Stewards:	Timekeeper:
------------------	-----------	-------------

Race 4 HSCC Classic Racing Cars for the Retro Track & Air Trophy

RACE RESULT

POS	NO	CL	NAME	NAT	ENTRY	TIME	LAPS	GAP	MPH	BEST
1	3	E2	Matthew WATTS		Brabham BT16	21:16.645	11		83.50	1:51.260
2	30	E2	Richard KENDLE		Brabham BT21B	21:20.741	11	4.096	83.23	1:54.207
3	84	E2	Roger BEVAN		Brabham BT21A	22:13.138	11	56.493	79.96	1:58.809
4	56	E2	Cliff GIDDENS		Brabham BT16	22:13.279	11	56.634	79.95	1:58.189
5	57	F	David WILD		Lola T200	22:17.444	11	1:00.799	79.70	1:58.154
6	1	C	John BLADON		Merlyn Mk9 F2	22:17.812	11	1:01.167	79.68	1:58.000
7	51	F	John MOULDS		Merlyn Mk11	22:45.269	11	1:28.624	78.08	2:02.372
8	91	F	Chris ATKINSON		Merlyn Mk20	23:01.879	11	1:45.234	77.14	2:03.220
9	75	F	Anthony GODDARD		Merlyn Mk20	23:03.314	11	1:46.669	77.06	2:04.093
10	21	E2	Neil BOWMAN		Macon MR6	23:07.488	11	1:50.843	76.83	2:01.197
11	25	D	John COUNSELL		March 703	23:18.407	11	2:01.762	76.23	2:04.870
12	55	C	Jason WILLIAMS		Lola T55	21:17.810	10	1 LAP	75.84	2:05.372
13	8	C	Rodger NEWMAN		Brabham BT14	21:18.471	10	1 LAP	75.80	2:03.773
14	53	F	Martin HIBBERT		Merlyn Mk20A	21:19.494	10	1 LAP	75.74	2:02.746
15	28	D	Richard URWIN		Brabham BT28	21:19.892	10	1 LAP	75.71	2:03.476
16	46	F	Mike BROMLEY		Merlyn 11A	21:42.998	10	1 LAP	74.37	2:06.928
17	73	E2	John RAND		Palliser WDB2	21:45.376	10	1 LAP	74.24	2:08.145
18	32	E2	Julian JUDD		Tecno F3	21:45.572	10	1 LAP	74.23	2:07.681
19	31	F	Rob TWEEDIE		Lola T200	22:04.910	10	1 LAP	73.14	2:09.967
20	92	F	William I'ANSON		Nike Mk6	22:44.754	10	1 LAP	71.01	2:10.306
21	34	C	Tony BAILEY		Cooper T59	22:51.465	10	1 LAP	70.66	2:13.953
22	7	C	Paul BUSBY		Cooper T82	22:52.351	10	1 LAP	70.61	2:14.347
23	16	D	Nigel MILLER		Brabham BT21	23:09.671	10	1 LAP	69.73	2:14.213
24	60	C	David CROWTHER		Brabham BT18	23:15.245	10	1 LAP	69.45	2:16.005
25	27	D	Peter WILLIAMS		Brabham BT15	23:32.933	10	1 LAP	68.58	2:13.859

NOT CLASSIFIED

22	E4	Ian GRAY	Brabham BT30	13:42.789	7	D.N.F.	82.44	1:53.563
66	F	Gregory THORNTON	Titan Mk4	5:28.162	2	D.N.F.	59.06	2:15.906

FASTEST LAP

3	E2	Matthew WATTS	Brabham BT16	1:51.260	2	87.10mph	140.18kph
22	E4	Ian GRAY	Brabham BT30	1:53.563	5	85.33mph	137.33kph
1	C	John BLADON	Merlyn Mk9 F2	1:58.000	11	82.12mph	132.17kph
57	F	David WILD	Lola T200	1:58.154	11	82.02mph	132.00kph
28	D	Richard URWIN	Brabham BT28	2:03.476	9	78.48mph	126.31kph

Weather/Track Overcast/Dry

These results are provisional until the conclusion of any judicial and technical matters.

Oulton Park
Circuit Length = 2.6920 miles.
Start: 14:33 End: 14:55

Clerk of Course:	Stewards:	Timekeeper:
------------------	-----------	-------------

Race 4 HSCC Classic Racing Cars for the Retro Track & Air Trophy

LAP CHART

Lap 1			Lap 2			Lap 3			Lap 4			Lap 5		
No	Behind	Laptime	No	Behind	Laptime	No	Behind	Laptime	No	Behind	Laptime	No	Behind	Laptime
3		1:56.978	3		1:51.260	3		1:57.494	3		2:03.136	3		1:54.115
22	5.184	2:02.162	22	9.746	1:55.822	22	9.213	1:56.961	22	1.829	1:55.752	22	1.277	1:53.563
30	5.948	2:02.926	30	11.473	1:56.785	30	10.651	1:56.672	30	2.291	1:54.776	30	2.434	1:54.258
1	11.979	2:08.957	1	23.267	2:02.548	84	27.115	2:00.978	84	25.330	2:01.351	84	32.156	2:00.941
84	12.372	2:09.350	84	23.631	2:02.519	1	28.884	2:03.111	1	26.691	2:00.943	1	33.716	2:01.140
57	12.449	2:09.427	57	23.732	2:02.543	57	29.218	2:02.980	57	27.201	2:01.119	56	33.763	1:59.041
56	13.518	2:10.496	21	25.754	2:02.446	21	29.643	2:01.383	56	28.837	2:02.322	57	34.638	2:01.552
51	14.424	2:11.402	56	25.808	2:03.550	56	29.651	2:01.337	51	33.307	2:03.123	51	42.661	2:03.469
21	14.568	2:11.546	51	27.719	2:04.555	51	33.320	2:03.095	75	37.961	2:05.024	75	48.856	2:05.010
75	16.020	2:12.998	75	29.329	2:04.569	75	36.073	2:04.238	91	40.054	2:04.543	91	49.159	2:03.220
25	17.931	2:14.909	91	31.861	2:03.943	91	38.647	2:04.280	21	47.068	2:20.561	53	58.988	2:03.514
66	18.928	2:15.906	25	33.139	2:06.468	53	40.582	2:04.095	25	47.668	2:08.464	25	1:00.153	2:06.600
91	19.178	2:16.156	53	33.981	2:05.196	25	42.340	2:06.695	53	49.589	2:12.143	21	1:02.534	2:09.581
53	20.045	2:17.023	55	36.684	2:06.819	55	45.536	2:06.346	55	50.550	2:08.150	55	1:02.901	2:06.466
55	21.125	2:18.103	46	40.514	2:08.662	8	50.900	2:07.359	8	55.121	2:07.357	8	1:07.142	2:06.136
46	23.112	2:20.090	8	41.035	2:08.816	46	52.337	2:09.317	46	57.072	2:07.871	28	1:08.646	2:05.428
8	23.479	2:20.457	28	41.851	2:09.132	28	52.710	2:08.353	28	57.333	2:07.759	73	1:15.088	2:08.628
28	23.979	2:20.957	73	43.149	2:09.474	73	55.478	2:09.823	73	1:00.575	2:08.233	32	1:15.759	2:08.639
73	24.935	2:21.913	32	44.959	2:08.893	32	56.358	2:08.893	32	1:01.235	2:08.013	46	1:23.816	2:20.859
34	26.703	2:23.681	31	50.336	2:12.716	31	1:02.809	2:09.967	31	1:10.686	2:11.013	31	1:27.885	2:11.314
32	27.326	2:24.304	34	51.530	2:16.087	92	1:08.142	2:13.563	34	1:25.661	2:18.789	34	1:48.181	2:16.635
31	28.880	2:25.858	92	52.073	2:11.237	34	1:10.008	2:15.972	92	1:30.595	2:25.589	92	1:48.595	2:12.115
16	31.382	2:28.360	7	59.439	2:17.728	7	1:16.863	2:14.918	7	1:30.951	2:17.224	7	1:52.673	2:15.837
92	32.096	2:29.074	16	1:01.760	2:21.638	27	1:22.927	2:16.627	27	1:34.153	2:14.362	27	1:53.958	2:13.920
7	32.971	2:29.949	27	1:03.794	2:20.016	16	1:23.638	2:19.372	16	1:38.811	2:18.309			
27	35.038	2:32.016	60	1:04.284	2:19.526	60	1:24.986	2:18.196	60	1:39.893	2:18.043			
60	36.018	2:32.996	66	1:39.924	3:12.256P									

Weather/Track Overcast/Dry

Oulton Park
Circuit Length = 2.6920 miles.
Start: 14:33 End: 14:55

Race 4 HSCC Classic Racing Cars for the Retro Track & Air Trophy LAP CHART

(contd.)

Lap 6			Lap 7			Lap 8			Lap 9			Lap 10		
No	Behind	Laptime	No	Behind	Laptime	No	Behind	Laptime	No	Behind	Laptime	No	Behind	Laptime
3		1:54.339	3		1:56.831	3		1:55.882	3		1:53.448	3		1:55.783
22	2.328	1:55.390	30	2.642	1:56.989	30	0.967	1:54.207	30	4.035	1:56.516	30	4.733	1:56.481
30	2.484	1:54.389	22	8.636	2:03.139P	31	1 LAP	2:11.343	46	1 LAP	2:07.215	46	1 LAP	2:07.982
16	1 LAP	2:19.380	92	1 LAP	2:11.687	34	1 LAP	2:18.473	73	1 LAP	2:10.978	73	1 LAP	2:08.673
60	1 LAP	2:19.433	34	1 LAP	2:15.741	27	1 LAP	2:13.859	32	1 LAP	2:11.073	32	1 LAP	2:08.710
56	37.613	1:58.189	27	1 LAP	2:15.919	7	1 LAP	2:15.886	31	1 LAP	2:10.315	31	1 LAP	2:11.032
84	37.838	2:00.021	7	1 LAP	2:17.523	92	1 LAP	2:26.144	56	51.232	2:01.669	56	54.156	1:58.707
1	40.073	2:00.696	16	1 LAP	2:17.525	56	43.011	1:59.641	84	51.612	1:59.711	84	54.638	1:58.809
57	40.681	2:00.382	60	1 LAP	2:16.960	84	45.349	2:00.373	1	56.334	2:01.565	57	1:00.024	1:58.624
51	50.929	2:02.607	56	39.252	1:58.470	1	48.217	2:00.528	57	57.183	2:01.367	1	1:00.546	1:59.995
91	58.329	2:03.509	84	40.858	1:59.851	57	49.264	2:00.911	27	1 LAP	2:14.852	92	1 LAP	2:11.319
75	1:00.017	2:05.500	1	43.571	2:00.329	16	1 LAP	2:18.591	34	1 LAP	2:16.600	34	1 LAP	2:13.953
53	1:08.457	2:03.808	57	44.235	2:00.385	60	1 LAP	2:19.106	92	1 LAP	2:13.720	7	1 LAP	2:14.347
21	1:10.496	2:02.301	51	56.568	2:02.470	51	1:03.726	2:03.040	7	1 LAP	2:14.581	51	1:20.749	2:02.372
25	1:11.274	2:05.460	91	1:06.495	2:04.997	91	1:16.309	2:05.696	51	1:14.160	2:03.882	27	1 LAP	2:23.514
55	1:14.940	2:06.378	75	1:08.670	2:05.484	75	1:18.893	2:06.105	16	1 LAP	2:15.971	16	1 LAP	2:14.213
8	1:20.018	2:07.215	21	1:14.862	2:01.197	53	1:23.712	2:03.942	60	1 LAP	2:16.005	91	1:36.253	2:03.376
28	1:21.102	2:06.795	53	1:15.652	2:04.026	25	1:30.455	2:06.924	91	1:28.660	2:05.799	60	1 LAP	2:16.893
73	1:30.335	2:09.586	25	1:19.413	2:04.970	21	1:31.356	2:12.376	75	1:30.137	2:04.692	75	1:38.447	2:04.093
32	1:30.834	2:09.414	55	1:24.617	2:06.508	55	1:35.591	2:06.856	53	1:33.010	2:02.746	21	1:46.703	2:01.224
46	1:36.555	2:07.078	8	1:29.825	2:06.638	8	1:37.784	2:03.841	21	1:41.262	2:03.354	25	1:53.488	2:07.394
31	1:44.373	2:10.827	28	1:30.176	2:05.905	28	1:39.632	2:05.338	25	1:41.877	2:04.870			
			73	1:43.427	2:09.923				55	1:47.515	2:05.372			
			32	1:43.955	2:09.952				8	1:48.109	2:03.773			
			46	1:46.652	2:06.928				28	1:49.660	2:03.476			

Weather/Track Overcast/Dry

Oulton Park
Circuit Length = 2.6920 miles.
Start: 14:33 End: 14:55

Race 4 HSCC Classic Racing Cars for the Retro Track & Air Trophy LAP CHART

(contd.)

Lap 11			Lap 12			Lap 13			Lap 14			Lap 15		
No	Behind	Laptime	No	Behind	Laptime	No	Behind	Laptime	No	Behind	Laptime	No	Behind	Laptime
3		1:57.379												
55	1 LAP	2:06.812												
8	1 LAP	2:06.879												
53	1 LAP	2:23.001												
28	1 LAP	2:06.749												
30	4.096	1:56.742												
46	1 LAP	2:06.996												
73	1 LAP	2:08.145												
32	1 LAP	2:07.681												
31	1 LAP	2:10.525												
84	56.493	1:59.234												
56	56.634	1:59.857												
57	1:00.799	1:58.154												
1	1:01.167	1:58.000												
92	1 LAP	2:10.306												
51	1:28.624	2:05.254												
34	1 LAP	2:15.534												
7	1 LAP	2:14.358												
91	1:45.234	2:06.360												
75	1:46.669	2:05.601												
21	1:50.843	2:01.519												
16	1 LAP	2:16.312												
60	1 LAP	2:18.087												
25	2:01.762	2:05.653												
27	1 LAP	2:47.848												

Weather/Track Overcast/Dry

Oulton Park
Circuit Length = 2.6920 miles.
Start: 14:33 End: 14:55

Race 5 HSCC Historic Road Sports QUALIFICATION RACE 5

POS	NO	CL	NAME	NAT	ENTRY	TIME	LAPS	GAP	MPH
1	18	A	Laurence BAILEY		TVR Griffith	2:02.123	10		79.35
2	4	A	Bruce STAPLETON		Morgan Plus 8	2:03.973	8	1.850	78.17
3	69	C	Andy SHEPHERD		Lotus Seven Series II	2:04.617	10	2.494	77.76
4	52	B	Justin MURPHY		Milano GT Mk172 0469883 E J	2:06.153	8	4.030	76.82
5	25	C	David RANDALL		Gimetta G4	2:06.782	9	4.659	76.44
6	27	B	Chris BURBURY		Triumph TR5	2:06.925	9	4.802	76.35
7	42	C	Malcolm SANDERS		Lotus Elan S3	2:07.150	5	5.027	76.21
8	33	Inv	Nigel WEBB		Jaguar XK120	2:07.428	8	5.305	76.05
9	54	C	Martin HALLIDAY		Lotus Seven	2:08.271	9	6.148	75.55
10	22	C	John FITZGERALD		Lotus Elan S1	2:08.879	9	6.756	75.19
11	1	D	Robert BARRIE		Porsche 911	2:09.885	9	7.762	74.61
12	60	C	Tom HARRIS		Lotus Elan S2	2:09.949	9	7.826	74.57
13	71	E	Dick COFFEY		Turner Mk1	2:10.150	9	8.027	74.46
14	3	A	Martin EDRIDGE		Ford Mustang	2:13.040	7	10.917	72.84
15	20	Inv	Michael O'SHEA		Jaguar XK150	2:14.312	9	12.189	72.15
16	77	Inv	David HALL		Jaguar XK120	2:14.372	9	12.249	72.12
17	72	E	Jim GATHERCOLE		MG Midget	2:14.848	9	12.725	71.86
18	73	B	Tony HILL		AC Ace	2:16.019	7	13.896	71.24
19	63	B	Colin SHARP		Triumph TR4A	2:16.446	6	14.323	71.02
20	87	C	Bill SMITH		Marcos 1600GT	2:17.958	9	15.835	70.24
21	83	B	David KIRBY		Triumph TR6	2:18.115	9	15.992	70.16
22	5	Inv	Richard HACKETT		Jaguar XK120	2:18.373	9	16.250	70.03
23	45	D	Matthew NEWMAN		Alfa Romeo Giulia GTV	2:18.594	9	16.471	69.92
24	74	A	Robin BATT		Jaguar E-Type	2:18.838	9	16.715	69.80
25	19	A	Adam SIMMONDS		Ford Mustang	2:19.186	9	17.063	69.62
26	78	B	Jonathon RUSHTON		Morgan Plus 4	2:19.224	9	17.101	69.60
27	7	F	Brian ARCULUS		Jaguar XK120	2:20.475	8	18.352	68.98
28	23	Inv	Graham LOVE		Jaguar XK150	2:21.427	8	19.304	68.52
29	66	D	Mark HOBLE		Lancia Flavia Zagato	2:23.582	9	21.459	67.49
30	85	E	John BENNETT		Alfa Romeo Giulietta Sprint Vel	2:24.188	8	22.065	67.21
31	56	A	Peter LANFRANCHI		Jaguar E-Type	2:34.230	4	32.107	62.83

Oulton Park
Circuit Length = 2.6920 miles.
Start: 11:01 End: 11:21

These results are provisional until the conclusion of any judicial and technical matters.

Clerk of Course:	Stewards:	Timekeeper:
------------------	-----------	-------------

Race 5 HSCC Historic Road Sports

LAP ANALYSIS RACE 5

1	Robert BARRIE	Porsche 911
1 -	X:00.000	6 - 2:11.357
2 -	2:17.106	7 - 2:11.672
3 -	2:13.150	8 - 2:11.924
4 -	2:12.973	9 - 2:09.885
5 -	2:11.168	
3	Martin EDRIDGE	Ford Mustang
1 -	X:00.000	6 - 2:13.040
2 -	2:17.857	7 - 2:55.230P
3 -	2:17.552	
4 -	2:13.823	
5 -	2:13.864	
4	Bruce STAPLETON	Morgan Plus 8
1 -	X:00.000	6 - 2:06.512
2 -	2:09.456	7 - 2:04.131
3 -	2:06.122	8 - 2:03.973
4 -	2:43.745	
5 -	2:08.938	
5	Richard HACKETT	Jaguar XK120
1 -	X:00.000	6 - 2:21.065
2 -	2:22.936	7 - 2:20.350
3 -	2:23.274	8 - 2:18.820
4 -	2:19.368	9 - 2:18.373
5 -	2:23.071	
7	Brian ARCULUS	Jaguar XK120
1 -	X:00.000	6 - 2:20.819
2 -	2:21.246	7 - 2:20.475
3 -	2:25.336	8 - 2:23.635
4 -	2:20.613	
5 -	2:22.592	
18	Laurence BAILEY	TVR Griffith
1 -	X:00.000	6 - 2:02.695
2 -	2:16.522	7 - 2:05.319
3 -	2:05.964	8 - 2:06.410
4 -	2:02.123	9 - 2:05.639
5 -	2:02.993	10 - 2:05.218
19	Adam SIMMONDS	Ford Mustang
1 -	X:00.000	6 - 2:19.186
2 -	2:23.192	7 - 2:19.580
3 -	2:22.410	8 - 2:21.573
4 -	2:22.025	9 - 2:21.202
5 -	2:20.405	

Oulton Park
 Circuit Length = 2.6920 miles.
 Start: 11:01 End: 11:21

Clerk of Course:	Stewards:	Timekeeper:
------------------	-----------	-------------

Race 5 HSCC Historic Road Sports

LAP ANALYSIS RACE 5

(contd.)

20	Michael O'SHEA	Jaguar XK150
1 -	X:00.000	6 - 2:15.412
2 -	2:20.216	7 - 2:15.196
3 -	2:19.255	8 - 2:18.814
4 -	2:16.438	9 - 2:14.312
5 -	2:17.000	
22	John FITZGERALD	Lotus Elan S1
1 -	9:50.418	6 - 2:12.473
2 -	2:25.287	7 - 2:10.072
3 -	2:21.779P	8 - 2:09.398
4 -	3:30.774	9 - 2:08.879
5 -	2:12.448	
23	Graham LOVE	Jaguar XK150
1 -	X:00.000	6 - 2:23.165
2 -	2:25.275	7 - 2:21.873
3 -	2:23.897	8 - 2:21.427
4 -	2:26.122	
5 -	2:23.533	
25	David RANDALL	Gimetta G4
1 -	X:00.000	6 - 2:07.428
2 -	2:18.438	7 - 2:07.599
3 -	2:14.827	8 - 2:06.782
4 -	2:12.994	9 - 2:06.909
5 -	2:09.772	
27	Chris BURBURY	Triumph TR5
1 -	X:00.000	6 - 2:08.395
2 -	2:12.161	7 - 2:06.925
3 -	2:12.885	8 - 2:07.546
4 -	2:08.783	9 - 2:08.337
5 -	2:11.802	
33	Nigel WEBB	Jaguar XK120
1 -	9:47.060	6 - 2:08.270
2 -	2:07.428	7 - 2:09.070
3 -	2:07.692	8 - 2:16.060P
4 -	2:08.122	
5 -	2:08.049	
42	Malcolm SANDERS	Lotus Elan S3
1 -	X:00.000	
2 -	2:19.427	
3 -	2:09.938	
4 -	2:07.150	
5 -	2:31.355P	

Oulton Park
Circuit Length = 2.6920 miles.
Start: 11:01 End: 11:21

Clerk of Course:	Stewards:	Timekeeper:
------------------	-----------	-------------

Race 5 HSCC Historic Road Sports

LAP ANALYSIS RACE 5

(contd.)

45	Matthew NEWMAN	Alfa Romeo Giulia GTV
1 - X:00.000	6 - 2:20.288	
2 - 2:26.082	7 - 2:18.645	
3 - 2:22.787	8 - 2:18.594	
4 - 2:22.779	9 - 2:19.128	
5 - 2:24.564		
52	Justin MURPHY	Milano GT Mk172 0469883 E J
1 - X:00.000	6 - 2:07.356	
2 - 2:14.416	7 - 2:06.153	
3 - 2:10.842	8 - 2:13.587P	
4 - 2:06.845		
5 - 2:06.450		
54	Martin HALLIDAY	Lotus Seven
1 - 9:59.836	6 - 2:09.670	
2 - 2:21.727	7 - 2:08.308	
3 - 2:13.110	8 - 2:08.271	
4 - 2:14.263	9 - 2:09.065	
5 - 2:11.099		
56	Peter LANFRANCHI	Jaguar E-Type
1 - X:00.000		
2 - 2:36.746		
3 - 2:34.230		
4 - 2:41.999P		
60	Tom HARRIS	Lotus Elan S2
1 - 9:59.376	6 - 2:14.664	
2 - 2:20.456	7 - 2:14.401	
3 - 2:16.370	8 - 2:09.949	
4 - 2:14.284	9 - 2:10.685	
5 - 2:13.508		
63	Colin SHARP	Triumph TR4A
1 - X:00.000	6 - 8:45.765	
2 - 2:17.720		
3 - 2:16.446		
4 - 2:17.216		
5 - 2:41.640P		
66	Mark HOBLE	Lancia Flavia Zagato
1 - X:00.000	6 - 2:23.688	
2 - 2:26.339	7 - 2:25.368	
3 - 2:24.101	8 - 2:24.222	
4 - 2:24.726	9 - 2:23.800	
5 - 2:23.582		

Oulton Park
Circuit Length = 2.6920 miles.
Start: 11:01 End: 11:21

Clerk of Course:	Stewards:	Timekeeper:
------------------	-----------	-------------

Race 5 HSCC Historic Road Sports LAP ANALYSIS RACE 5

(contd.)

69	Andy SHEPHERD	Lotus Seven Series II
1 -	9:48.267	6 - 2:05.159
2 -	2:07.926	7 - 2:07.337
3 -	2:12.318	8 - 2:07.618
4 -	2:05.592	9 - 2:06.533
5 -	2:04.617	10 - 2:16.611P
71	Dick COFFEY	Turner Mk1
1 -	X:00.000	6 - 2:10.783
2 -	2:22.663	7 - 2:11.389
3 -	2:16.696	8 - 2:12.135
4 -	2:11.891	9 - 2:29.152
5 -	2:10.150	
72	Jim GATHERCOLE	MG Midget
1 -	X:00.000	6 - 2:14.848
2 -	2:18.365	7 - 2:16.473
3 -	2:15.138	8 - 2:17.376
4 -	2:15.729	9 - 2:17.242
5 -	2:16.671	
73	Tony HILL	AC Ace
1 -	9:54.615	6 - 2:29.968P
2 -	2:16.019	7 - 5:35.040
3 -	2:31.670	
4 -	2:28.406	
5 -	2:32.413	
74	Robin BATT	Jaguar E-Type
1 -	X:00.000	6 - 2:23.656
2 -	2:25.883	7 - 2:21.294
3 -	2:21.221	8 - 2:19.173
4 -	2:22.441	9 - 2:18.838
5 -	2:21.487	
77	David HALL	Jaguar XK120
1 -	X:00.000	6 - 2:15.222
2 -	2:18.915	7 - 2:16.004
3 -	2:15.171	8 - 2:17.760
4 -	2:15.995	9 - 2:14.372
5 -	2:16.085	
78	Jonathon RUSHTON	Morgan Plus 4
1 -	X:00.000	6 - 2:19.224
2 -	2:24.661	7 - 2:19.759
3 -	2:21.478	8 - 2:20.000
4 -	2:21.389	9 - 2:19.611
5 -	2:20.883	

Oulton Park
Circuit Length = 2.6920 miles.
Start: 11:01 End: 11:21

Clerk of Course:	Stewards:	Timekeeper:
------------------	-----------	-------------

Race 5 HSCC Historic Road Sports LAP ANALYSIS RACE 5

(contd.)

83	David KIRBY	Triumph TR6
1 - X:00.000	6 - 2:19.269	
2 - 2:24.936	7 - 2:22.163	
3 - 2:19.298	8 - 2:18.115	
4 - 2:21.646	9 - 2:18.606	
5 - 2:24.577		
85	John BENNETT	Alfa Romeo Giulietta Sprint Vel
1 - X:00.000	6 - 2:25.262	
2 - 2:28.491	7 - 2:24.188	
3 - 2:28.921	8 - 2:36.607	
4 - 2:26.941		
5 - 2:27.141		
87	Bill SMITH	Marcos 1600GT
1 - 9:59.083	6 - 2:21.448	
2 - 2:28.871	7 - 2:21.604	
3 - 2:23.978	8 - 2:17.958	
4 - 2:22.614	9 - 2:18.653	
5 - 2:22.989		

Oulton Park
Circuit Length = 2.6920 miles.
Start: 11:01 End: 11:21

Clerk of Course:	Stewards:	Timekeeper:
------------------	-----------	-------------

Race 5 HSCC Historic Road Sports

GRID RCAE 5

ROW 16		2:34.230 56 LANFRANCHI	
ROW 15	2:23.582 66 HOBLE		2:24.188 85 BENNETT
ROW 14		2:20.475 7 ARCULUS	2:21.427 23 LOVE
ROW 13	2:19.186 19 SIMMONDS		2:19.224 78 RUSHTON
ROW 12		2:18.594 45 NEWMAN	2:18.838 74 BATT
ROW 11	2:18.115 83 KIRBY		2:18.373 5 HACKETT
ROW 10		2:16.446 63 SHARP	2:17.958 87 SMITH
ROW 9	2:14.848 72 GATHERCOLE		2:16.019 73 HILL
ROW 8		2:14.312 20 O'SHEA	2:14.372 77 HALL
ROW 7	2:10.150 71 COFFEY		2:13.040 3 EDRIDGE
ROW 6		2:09.885 1 BARRIE	2:09.949 60 HARRIS
ROW 5	2:08.271 54 HALLIDAY		2:08.879 22 FITZGERALD
ROW 4		2:07.150 42 SANDERS	2:07.428 33 WEBB
ROW 3	2:06.782 25 RANDALL		2:06.925 27 BURBURY
ROW 2		2:04.617 69 SHEPHERD	2:06.153 52 MURPHY
ROW 1	2:02.123 18 BAILEY		2:03.973 4 STAPLETON

POLE



Culture Park
Circuit Length = 2.6920 miles.

These results are provisional until the conclusion of any judicial and technical matters.

Start: 11:01 End: 11:21

Clerk of Course:	Stewards:	Timekeeper:
------------------	-----------	-------------

Race 5 HSCC Historic Road Sports

RACE RESULT

POS	NO	CL	NAME	NAT	ENTRY	TIME	LAPS	GAP	MPH	BEST
1	18	A	Laurence BAILEY		TVR Griffith	20:52.530	10		77.37	2:02.042
2	4	A	Bruce STAPLETON		Morgan Plus 8	21:06.955	10	14.425	76.49	2:04.750
3	69	C	Andy SHEPHERD		Lotus Seven Series II	21:24.194	10	31.664	75.46	2:05.644
4	33	Inv	Nigel WEBB		Jaguar XK120	21:41.268	10	48.738	74.47	2:08.583
5	42	C	Malcolm SANDERS		Lotus Elan S3	21:42.891	10	50.361	74.38	2:05.714
6	25	C	David RANDALL		Gimetta G4	21:43.288	10	50.758	74.36	2:07.443
7	22	C	John FITZGERALD		Lotus Elan S1	21:55.672	10	1:03.142	73.66	2:09.457
8	1	D	Robert BARRIE		Porsche 911	21:57.157	10	1:04.627	73.57	2:09.174
9	60	C	Tom HARRIS		Lotus Elan S2	22:16.548	10	1:24.018	72.50	2:09.779
10	73	B	Tony HILL		AC Ace	22:18.271	10	1:25.741	72.41	2:10.632
11	71	E	Dick COFFEY		Turner Mk1	22:19.509	10	1:26.979	72.34	2:11.065
12	77	Inv	David HALL		Jaguar XK120	22:43.162	10	1:50.632	71.09	2:13.219
13	20	Inv	Michael O'SHEA		Jaguar XK150	22:46.193	10	1:53.663	70.93	2:13.685
14	19	A	Adam SIMMONDS		Ford Mustang	21:16.162	9	1 LAP	68.34	2:16.597
15	5	Inv	Richard HACKETT		Jaguar XK120	21:18.706	9	1 LAP	68.21	2:17.719
16	83	B	David KIRBY		Triumph TR6	21:26.892	9	1 LAP	67.77	2:18.477
17	74	A	Robin BATT		Jaguar E-Type	21:33.123	9	1 LAP	67.45	2:18.530
18	23	Inv	Graham LOVE		Jaguar XK150	21:52.829	9	1 LAP	66.43	2:23.339
19	87	C	Bill SMITH		Marcos 1600GT	21:53.877	9	1 LAP	66.38	2:22.909
20	45	D	Matthew NEWMAN		Alfa Romeo Giulia GTV	21:55.995	9	1 LAP	66.27	2:20.868
21	27	B	Chris BURBURY		Triumph TR5	22:00.534	9	1 LAP	66.05	2:09.098
22	66	D	Mark HOBLE		Lancia Flavia Zagato	22:03.632	9	1 LAP	65.89	2:24.346
23	78	B	Jonathon RUSHTON		Morgan Plus 4	22:04.537	9	1 LAP	65.85	2:24.382
24	7	F	Brian ARCULUS		Jaguar XK120	22:06.062	9	1 LAP	65.77	2:20.607
25	56	A	Peter LANFRANCHI		Jaguar E-Type	23:00.338	9	1 LAP	63.18	2:30.988

NOT CLASSIFIED

54	C	Martin HALLIDAY	Lotus Seven	19:44.127	9	D.N.F.	73.65	2:08.614
8	Inv	Andrew SHARP	Aston Martin DB2	15:08.138	6	D.N.F.	64.02	2:24.095
72	E	Jim GATHERCOLE	MG Midget	12:29.245	5	D.N.F.	64.67	2:16.231
3	A	Martin EDRIDGE	Ford Mustang	7:29.254	3	D.N.F.	64.71	2:17.341
63	B	Colin SHARP	Triumph TR4A	4:46.846	2	D.N.F.	67.57	2:17.633
88	C	Michael RICHINGS	Lotus Elan	5:55.600	2	D.N.F.	54.50	2:48.559

FASTEST LAP

18	A	Laurence BAILEY	TVR Griffith	2:02.042	2	79.40mph	127.79kph
69	C	Andy SHEPHERD	Lotus Seven Series II	2:05.644	3	77.13mph	124.13kph
33	Inv	Nigel WEBB	Jaguar XK120	2:08.583	8	75.36mph	121.29kph
27	B	Chris BURBURY	Triumph TR5	2:09.098	8	75.06mph	120.81kph
1	D	Robert BARRIE	Porsche 911	2:09.174	8	75.02mph	120.74kph
71	E	Dick COFFEY	Turner Mk1	2:11.065	6	73.94mph	118.99kph
7	F	Brian ARCULUS	Jaguar XK120	2:20.607	7	68.92mph	110.92kph

Weather/Track Bright/Dry

These results are provisional until the conclusion of any judicial and technical matters.

Oulton Park
Circuit Length = 2.6920 miles.
Start: 15:07 End: 15:27

Clerk of Course:	Stewards:	Timekeeper:
------------------	-----------	-------------

Race 5 HSCC Historic Road Sports LAP CHART

Lap 1			Lap 2			Lap 3			Lap 4			Lap 5		
No	Behind	Laptime	No	Behind	Laptime	No	Behind	Laptime	No	Behind	Laptime	No	Behind	Laptime
18		2:08.572	18		2:02.042	18		2:02.170	18		2:04.028	18		2:04.522
4	2.233	2:10.805	4	4.941	2:04.750	4	7.620	2:04.849	4	11.126	2:07.534	56	1 LAP	2:32.430
42	3.739	2:12.311	42	7.411	2:05.714	42	13.536	2:08.295	42	17.660	2:08.152	4	12.808	2:06.204
33	6.861	2:15.433	69	14.042	2:08.678	69	17.516	2:05.644	69	19.995	2:06.507	69	23.512	2:08.039
69	7.406	2:15.978	33	15.200	2:10.381	33	21.879	2:08.849	33	28.079	2:10.228	33	33.527	2:09.970
25	8.304	2:16.876	25	16.356	2:10.094	25	23.829	2:09.643	25	29.206	2:09.405	25	35.682	2:10.998
60	9.076	2:17.648	60	16.813	2:09.779	22	29.063	2:12.132	22	36.738	2:11.703	42	38.959	2:25.821
22	11.155	2:19.727	22	19.101	2:09.988	54	29.907	2:10.488	54	37.491	2:11.612	22	43.832	2:11.616
27	12.372	2:20.944	54	21.589	2:10.837	1	30.295	2:10.013	1	37.833	2:11.566	54	44.366	2:11.397
54	12.794	2:21.366	1	22.452	2:11.407	27	1 LAP	4:24.194	27	1 LAP	2:12.182	1	44.786	2:11.475
1	13.087	2:21.659	73	27.846	2:13.032	60	37.610	2:22.967	60	48.019	2:14.437	27	1 LAP	2:09.188
73	16.856	2:25.428	71	32.611	2:14.879	73	39.054	2:13.378	73	50.463	2:15.437	60	55.964	2:12.467
77	18.539	2:27.111	77	34.758	2:18.261	71	43.389	2:12.948	71	53.840	2:14.479	73	58.557	2:12.616
72	19.403	2:27.975	72	35.497	2:18.136	77	48.780	2:16.192	77	1:01.899	2:17.147	71	1:01.605	2:12.287
71	19.774	2:28.346	3	36.147	2:17.341	72	49.558	2:16.231	20	1:02.819	2:14.514	77	1:11.825	2:14.448
20	19.961	2:28.533	63	36.232	2:17.633	20	52.333	2:17.878	72	1:04.427	2:18.897	20	1:13.420	2:15.123
63	20.641	2:29.213	20	36.625	2:18.706	5	57.019	2:21.101	5	1:18.578	2:25.587	5	1:37.153	2:23.097
3	20.848	2:29.420	5	38.088	2:17.719	74	1:05.773	2:25.718	74	1:26.389	2:24.644	74	1:42.182	2:20.315
5	22.411	2:30.983	74	42.225	2:19.833	83	1:13.540	2:23.987	19	1:31.160	2:19.543	19	1:44.261	2:17.623
74	24.434	2:33.006	23	49.450	2:24.455	23	1:15.125	2:27.845	83	1:33.214	2:23.702	83	1:48.463	2:19.771
23	27.037	2:35.609	83	51.723	2:24.420	3	1:16.470	2:42.493P	23	1:34.531	2:23.434	23	1:54.858	2:24.849
7	28.327	2:36.899	87	52.210	2:23.924	19	1:15.645	2:24.728	87	1:36.123	2:23.626	87	1:55.654	2:24.053
83	29.345	2:37.917	19	53.087	2:21.794	87	1:16.525	2:26.485	66	1:40.583	2:24.505	66	2:00.937	2:24.876
87	30.328	2:38.900	66	55.792	2:26.197	66	1:20.106	2:26.484	78	1:41.490	2:24.469	78	2:01.427	2:24.459
66	31.637	2:40.209	8	58.369	2:25.477	78	1:21.049	2:24.848	8	1:42.730	2:24.095	8	2:02.305	2:24.097
19	33.335	2:41.907	78	58.371	2:27.078	8	1:22.663	2:26.464	7	1:46.056	2:25.261			
78	33.335	2:41.907	7	59.935	2:33.650	45	1:24.602	2:21.462	45	1:50.846	2:30.272			
8	34.934	2:43.506	45	1:05.310	2:24.533	7	1:24.823	2:27.058						
56	38.002	2:46.574	56	1:08.190	2:32.230	56	1:38.209	2:32.189						
88	39.987	2:48.559	88	1:44.986	3:07.041P									
45	42.819	2:51.391												

Weather/Track Bright/Dry

Oulton Park
Circuit Length = 2.6920 miles.
Start: 15:07 End: 15:27

Race 5 HSCC Historic Road Sports LAP CHART

(contd.)

Lap 6			Lap 7			Lap 8			Lap 9			Lap 10		
No	Behind	Laptime	No	Behind	Laptime	No	Behind	Laptime	No	Behind	Laptime	No	Behind	Laptime
18		2:04.241	18		2:07.162	18		2:06.492	18		2:06.576	18		2:06.725
7	1 LAP	2:23.202	23	1 LAP	2:24.084	19	1 LAP	2:16.597	19	1 LAP	2:18.550	4	14.425	2:05.578
72	1 LAP	3:08.006P	87	1 LAP	2:24.177	74	1 LAP	2:21.294	5	1 LAP	2:21.266	19	1 LAP	2:18.102
45	1 LAP	2:20.868	66	1 LAP	2:24.346	83	1 LAP	2:18.684	4	15.572	2:05.784	5	1 LAP	2:18.942
4	14.965	2:06.398	4	14.668	2:06.865	4	16.364	2:08.188	74	1 LAP	2:22.428	69	31.664	2:06.674
69	28.051	2:08.780	7	1 LAP	2:21.962	23	1 LAP	2:24.716	83	1 LAP	2:18.477	83	1 LAP	2:20.181
56	1 LAP	2:31.979	78	1 LAP	2:26.624	87	1 LAP	2:26.027	69	31.715	2:09.077	74	1 LAP	2:27.355
33	37.989	2:08.703	45	1 LAP	2:22.765	69	29.214	2:07.366	23	1 LAP	2:23.339	33	48.738	2:09.907
25	38.884	2:07.443	69	28.340	2:07.451	7	1 LAP	2:20.607	7	1 LAP	2:21.619	42	50.361	2:10.489
42	41.835	2:07.117	8	1 LAP	2:44.499P	45	1 LAP	2:21.824	87	1 LAP	2:23.776	25	50.758	2:09.548
22	49.548	2:09.957	33	41.060	2:10.233	66	1 LAP	2:26.913	33	45.556	2:08.981	23	1 LAP	2:24.498
54	50.293	2:10.168	25	41.692	2:09.970	78	1 LAP	2:24.382	42	46.597	2:09.303	87	1 LAP	2:22.909
1	50.774	2:10.229	42	42.919	2:08.246	33	43.151	2:08.583	25	47.935	2:09.431	22	1:03.142	2:11.991
27	1 LAP	2:10.421	22	51.993	2:09.607	42	43.870	2:07.443	45	1 LAP	2:21.017	45	1 LAP	2:21.863
60	1:04.246	2:12.523	54	53.226	2:10.095	25	45.080	2:09.880	66	1 LAP	2:24.411	1	1:04.627	2:12.439
73	1:06.186	2:11.870	1	53.340	2:09.728	22	54.958	2:09.457	78	1 LAP	2:25.759	27	1 LAP	2:15.405
71	1:08.429	2:11.065	27	1 LAP	2:09.545	54	55.348	2:08.614	22	57.876	2:09.494	66	1 LAP	2:25.691
77	1:20.803	2:13.219	56	1 LAP	2:31.520	1	56.022	2:09.174	54	58.322	2:09.550	78	1 LAP	2:25.011
20	1:23.412	2:14.233	60	1:08.059	2:10.975	27	1 LAP	2:09.557	1	58.913	2:09.467	7	1 LAP	2:35.804
5	1:53.190	2:20.278	73	1:10.548	2:11.524	60	1:13.604	2:12.037	27	1 LAP	2:09.098	60	1:24.018	2:12.480
74	1:56.471	2:18.530	71	1:12.356	2:11.089	73	1:16.048	2:11.992	60	1:18.263	2:11.235	73	1:25.741	2:12.362
19	1:57.338	2:17.318	77	1:27.765	2:14.124	71	1:17.239	2:11.375	73	1:20.104	2:10.632	71	1:26.979	2:11.469
83	2:03.975	2:19.753	20	1:29.935	2:13.685	56	1 LAP	2:31.340	71	1:22.235	2:11.572	77	1:50.632	2:14.265
			5	2:05.761	2:19.733	77	1:35.220	2:13.947	77	1:43.092	2:14.448	20	1:53.663	2:14.471
						20	1:37.397	2:13.954	56	1 LAP	2:31.088	56	1 LAP	2:30.988
									20	1:45.917	2:15.096			

Weather/Track Bright/Dry

Oulton Park
Circuit Length = 2.6920 miles.
Start: 15:07 End: 15:27

Race 9 HSCC Classic Formula 3 QUALIFICATION RACE 9

POS	NO	CL	NAME	NAT	ENTRY	TIME	LAPS	GAP	MPH
1	1	A	Steve MAXTED		Argo JM6	1:44.239	10		92.97
2	44	A	Rob MOORES		Chevron B38	1:45.923	12	1.684	91.49
3	7	A	Richard TROTT		Ralt RT1	1:46.777	10	2.538	90.76
4	17	A	Keith WHITE		Ralt RT1	1:46.968	11	2.729	90.59
5	14	A	Iain ROWLEY		March 793	1:47.024	8	2.785	90.55
6	2	A	Neil DUNKEL		Argo JM3	1:47.062	9	2.823	90.52
7	46	A	Alan GOODMAN		March 793	1:47.463	11	3.224	90.18
8	63	Inv	Paul SMITH		Reynard SF79	1:47.670	11	3.431	90.00
9	50	A	Julian BALDWIN		March 783	1:48.058	11	3.819	89.68
10	82	A	John BRADSHAW		Argo JM1	1:48.448	11	4.209	89.36
11	29	A	Bryan SHAW		March 803	1:48.642	11	4.403	89.20
12	90	A	Alan PARKER		Chevron B38	1:50.474	10	6.235	87.72
13	34	Inv	Dale SPRUCE		Reynard SF79	1:51.045	10	6.806	87.27
14	54	Inv	Peter RICHARDS		Delta T79	1:51.382	11	7.143	87.00
15	35	Inv	Colin WRIGHT		Reynard SF79	1:51.601	11	7.362	86.83
16	4	A	Paul CAMPFIELD		March 803	1:51.770	10	7.531	86.70
17	12	Inv	Andy MURDOCH		Royale RP27	1:52.290	11	8.051	86.30
18	5	A	Paul WYETH		March 793	1:52.545	11	8.306	86.11
19	79	Inv	Warren MOYE		Delta T79	1:53.486	11	9.247	85.39
20	9	Inv	Adam ORMANDY		Reynard SF78	1:54.638	9	10.399	84.53
21	60	Inv	Nigel GRANT		Delta T78	1:54.947	11	10.708	84.31
22	78	Inv	Jeremy MAIN		Reynard SF79	1:55.328	10	11.089	84.03
23	64	Inv	Janet SHERRY		Royale RP27	1:58.995	10	14.756	81.44
24	83	Inv	Jonathan LUCAS		Reynard SF79	2:01.443	3	17.204	79.80
25	76	A	David O'DWYER		March 763	2:02.054	10	17.815	79.40
26	96	B	Gareth WALTERS		Palliser WD F3	2:08.465	9	24.226	75.43

Oulton Park
Circuit Length = 2.6920 miles.
Start: 11:27 End: 11:47

These results are provisional until the conclusion of any judicial and technical matters.

Clerk of Course:	Stewards:	Timekeeper:
------------------	-----------	-------------

Race 9 HSCC Classic Formula 3

LAP ANALYSIS RACE 9

1	Steve MAXTED	Argo JM6
1 -	3:09.977	6 - 1:45.242
2 -	1:48.020	7 - 1:44.761
3 -	1:46.581	8 - 1:44.239
4 -	1:46.716	9 - 2:07.526
5 -	1:45.801	10 - 2:05.777P
2	Neil DUNKEL	Argo JM3
1 -	3:42.640	6 - 1:48.312
2 -	1:50.963	7 - 1:47.251
3 -	1:50.356	8 - 1:47.062
4 -	1:51.391	9 - 1:56.970P
5 -	1:49.482	
4	Paul CAMPFIELD	March 803
1 -	3:44.622	6 - 1:52.558
2 -	1:53.643	7 - 1:54.796
3 -	1:53.463	8 - 1:53.198
4 -	1:53.300	9 - 1:51.770
5 -	1:52.343	10 - 2:25.569P
5	Paul WYETH	March 793
1 -	3:44.303	6 - 1:52.545 11 - 1:54.594
2 -	1:57.231	7 - 1:59.500
3 -	1:54.352	8 - 1:55.977
4 -	1:55.167	9 - 1:52.869
5 -	1:55.252	10 - 1:55.866
7	Richard TROTT	Ralt RT1
1 -	3:11.782	6 - 1:46.948
2 -	1:48.915	7 - 1:48.084
3 -	1:47.403	8 - 1:47.266
4 -	1:48.034	9 - 1:46.777
5 -	1:48.311	10 - 1:58.835P
9	Adam ORMANDY	Reynard SF78
1 -	3:21.247	6 - 1:57.210
2 -	1:57.989	7 - 1:54.638
3 -	1:56.858	8 - 1:54.994
4 -	1:55.086	9 - 2:01.402P
5 -	1:54.707	
12	Andy MURDOCH	Royale RP27
1 -	3:22.882	6 - 1:53.419 11 - 1:52.293
2 -	1:59.731	7 - 1:52.302
3 -	1:55.971	8 - 1:52.772
4 -	1:54.594	9 - 1:53.096
5 -	1:54.703	10 - 1:52.290

Oulton Park
Circuit Length = 2.6920 miles.
Start: 11:27 End: 11:47

Clerk of Course:	Stewards:	Timekeeper:
------------------	-----------	-------------

Race 9 HSCC Classic Formula 3

LAP ANALYSIS RACE 9

(contd.)

14	Iain ROWLEY	March 793
1 -	3:07.681	6 - 1:47.024
2 -	1:49.132	7 - 1:49.307
3 -	1:47.507	8 - 2:01.869P
4 -	1:48.416	
5 -	1:49.411	
17	Keith WHITE	Ralt RT1
1 -	3:41.670	6 - 1:50.270 11 - 1:46.968
2 -	1:52.891	7 - 1:53.056
3 -	1:51.235	8 - 1:50.176
4 -	1:49.893	9 - 1:48.387
5 -	1:52.056	10 - 1:48.575
29	Bryan SHAW	March 803
1 -	3:34.538	6 - 1:50.196 11 - 1:48.674
2 -	1:54.837	7 - 1:52.143
3 -	1:52.088	8 - 1:50.419
4 -	1:53.016	9 - 1:48.642
5 -	1:52.613	10 - 1:51.653
34	Dale SPRUCE	Reynard SF79
1 -	3:33.275	6 - 1:52.372
2 -	1:54.688	7 - 1:57.524P
3 -	1:53.166	8 - 3:19.864
4 -	1:54.107	9 - 1:51.860
5 -	1:52.942	10 - 1:51.045
35	Colin WRIGHT	Reynard SF79
1 -	3:15.097	6 - 1:56.163 11 - 1:51.601
2 -	1:56.917	7 - 1:54.561
3 -	1:55.731	8 - 1:52.822
4 -	1:54.744	9 - 1:51.804
5 -	1:55.192	10 - 1:52.468
44	Rob MOORES	Chevron B38
1 -	3:22.141	6 - 1:46.218 11 - 1:51.080
2 -	1:50.333	7 - 1:46.273 12 - 1:47.850
3 -	1:51.209	8 - 1:47.687
4 -	1:47.318	9 - 1:46.491
5 -	1:46.681	10 - 1:45.923
46	Alan GOODMAN	March 793
1 -	3:26.777	6 - 1:50.850 11 - 1:48.980
2 -	1:55.501	7 - 1:49.672
3 -	1:53.244	8 - 1:48.526
4 -	1:49.955	9 - 1:49.248
5 -	1:50.116	10 - 1:47.463

Oulton Park
Circuit Length = 2.6920 miles.
Start: 11:27 End: 11:47

Clerk of Course:	Stewards:	Timekeeper:
------------------	-----------	-------------

Race 9 HSCC Classic Formula 3

LAP ANALYSIS RACE 9

(contd.)

50	Julian BALDWIN	March 783
1 -	3:15.146	6 - 1:50.152 11 - 1:49.037
2 -	1:51.360	7 - 1:48.377
3 -	1:49.662	8 - 1:48.058
4 -	1:49.566	9 - 1:48.971
5 -	1:49.796	10 - 1:49.979
54	Peter RICHARDS	Delta T79
1 -	3:27.456	6 - 1:52.868 11 - 1:51.382
2 -	1:59.127	7 - 1:58.268
3 -	1:54.451	8 - 1:53.252
4 -	2:00.554	9 - 1:51.649
5 -	1:53.829	10 - 1:52.526
60	Nigel GRANT	Delta T78
1 -	3:22.195	6 - 1:55.521 11 - 1:54.947
2 -	1:59.063	7 - 1:56.301
3 -	1:57.689	8 - 1:57.301
4 -	1:56.410	9 - 1:55.287
5 -	1:55.888	10 - 1:55.596
63	Paul SMITH	Reynard SF79
1 -	3:08.936	6 - 1:48.311 11 - 1:49.594
2 -	1:52.540	7 - 1:47.670
3 -	1:49.883	8 - 1:49.302
4 -	1:51.495	9 - 1:53.338
5 -	1:49.070	10 - 1:52.393
64	Janet SHERRY	Royale RP27
1 -	3:46.606	6 - 1:58.995
2 -	2:01.453	7 - 1:59.218
3 -	2:00.772	8 - 1:59.213
4 -	1:59.678	9 - 1:59.707
5 -	1:59.956	10 - 2:00.238
76	David O'DWYER	March 763
1 -	4:02.195	6 - 2:06.310
2 -	2:13.281	7 - 2:09.131
3 -	2:12.790	8 - 2:06.218
4 -	2:09.285	9 - 2:03.532
5 -	2:07.783	10 - 2:02.054
78	Jeremy MAIN	Reynard SF79
1 -	4:00.161	6 - 1:58.498
2 -	2:02.302	7 - 1:57.083
3 -	2:03.941	8 - 1:56.323
4 -	1:59.532	9 - 1:55.328
5 -	1:59.411	10 - 1:56.406

Oulton Park
Circuit Length = 2.6920 miles.
Start: 11:27 End: 11:47

Clerk of Course:	Stewards:	Timekeeper:
------------------	-----------	-------------

Race 9 HSCC Classic Formula 3

LAP ANALYSIS RACE 9

(contd.)

79	Warren MOYE	Delta T79
1 - 3:33.991	6 - 1:54.037	11 - 1:53.486
2 - 1:58.954	7 - 1:54.065	
3 - 1:58.597	8 - 1:54.525	
4 - 1:56.077	9 - 1:54.644	
5 - 1:55.681	10 - 1:54.276	
82	John BRADSHAW	Argo JM1
1 - 3:23.016	6 - 1:52.596	11 - 1:48.448
2 - 1:55.586	7 - 1:51.650	
3 - 1:52.546	8 - 1:50.330	
4 - 1:52.436	9 - 1:49.452	
5 - 1:51.129	10 - 1:49.593	
83	Jonathan LUCAS	Reynard SF79
1 - 4:01.411		
2 - 2:01.443		
3 - 2:29.267P		
90	Alan PARKER	Chevron B38
1 - 3:27.719	6 - 1:50.474	
2 - 1:56.271	7 - 1:52.485	
3 - 2:10.196P	8 - 1:52.613	
4 - 4:04.472	9 - 1:50.635	
5 - 1:51.212	10 - 2:09.407P	
96	Gareth WALTERS	Palliser WD F3
1 - 4:02.915	6 - 2:11.697	
2 - 2:18.361	7 - 2:09.052	
3 - 2:14.796	8 - 2:09.207	
4 - 2:12.619	9 - 2:08.465	
5 - 2:11.036		

Oulton Park
 Circuit Length = 2.6920 miles.
 Start: 11:27 End: 11:47

Clerk of Course:	Stewards:	Timekeeper:
------------------	-----------	-------------

Race 9 HSCC Classic Formula 3

GRID RACE 9

ROW 13	2:02.054 76 O'DWYER	2:08.465 96 WALTERS
ROW 12	1:58.995 64 SHERRY	2:01.443 83 LUCAS
ROW 11	1:54.947 60 GRANT	1:55.328 78 MAIN
ROW 10	1:53.486 79 MOYE	1:54.638 9 ORMANDY
ROW 9	1:52.290 12 MURDOCH	1:52.545 5 WYETH
ROW 8	1:51.601 35 WRIGHT	1:51.770 4 CAMPFIELD
ROW 7	1:51.045 34 SPRUCE	1:51.382 54 RICHARDS
ROW 6	1:48.642 29 SHAW	1:50.474 90 PARKER
ROW 5	1:48.058 50 BALDWIN	1:48.448 82 BRADSHAW
ROW 4	1:47.463 46 GOODMAN	1:47.670 63 SMITH
ROW 3	1:47.024 14 ROWLEY	1:47.062 2 DUNKEL
ROW 2	1:46.777 7 TROTT	1:46.968 17 WHITE
ROW 1	1:44.239 1 MAXTED	1:45.923 44 MOORES
POLE		



These results are provisional until the conclusion of any judicial and technical matters. Start: 11:27 End: 11:47

Clerk of Course:	Stewards:	Timekeeper:
------------------	-----------	-------------

Race 2 AMOC/Millers Oils Historic Formula Junior RACE RESULT

POS	NO	CL	NAME	NAT	ENTRY	TIME	LAPS	GAP	MPH	BEST
1	51	C2	Michael HIBBERD		Lotus 27	20:00.820	10		80.70	1:56.928
2	59	C2	Robin LONGDON		Lola Mk5A	20:14.733	10	13.913	79.78	1:56.825
3	62	C2	Simon ARMER		Cooper T59	20:14.982	10	14.162	79.76	1:59.358
4	61	C2	Simon DIFFEY		Lotus 20	20:14.992	10	14.172	79.76	1:56.715
5	64	C2	Robert GOODWIN		Lotus 22	20:23.294	10	22.474	79.22	1:58.530
6	54	C2	John FYDA		Lotus 22	20:23.442	10	22.622	79.21	1:58.257
7	83	C2	Barry WESTMORELAND		Lotus 22	20:28.460	10	27.640	78.88	2:00.840
8	65	C2	Simon SMITH		Cooper T56	20:41.863	10	41.043	78.03	2:01.643
9	86	C2	Hamish MORRISON		Cooper T67	21:01.599	10	1:00.779	76.81	2:01.554
10	67	C2	Ned SPIEKER		Brabham BT6	21:19.629	10	1:18.809	75.73	2:03.926
11	75	C2	Bob DIGGORY		Lightning	21:22.292	10	1:21.472	75.57	2:04.280
12	12	A2	Stuart ROACH		Alexis Mk2	21:22.882	10	1:22.062	75.54	2:04.299
13	2	A2	Mark WOODHOUSE		Elva 100	21:34.372	10	1:33.552	74.87	2:06.245
14	52	C2	John MONSON		Lotud 20B	21:49.376	10	1:48.556	74.01	2:04.170
15	36	B	Clive TEMPLE		Cooper T56	22:02.410	10	2:01.590	73.28	2:09.598
16	72	C2	Oliver CROSSWAITE		Gemini Mk4A	22:04.748	10	2:03.928	73.15	2:09.594
17	29	A2	William GRIMSHAW		Moorland Mk1	22:05.099	10	2:04.279	73.13	2:09.322
18	73	C2	Peter ANTISS		Lotus 20/22	20:42.055	9	1 LAP	70.22	2:13.160
19	43	B	Doug MARTIN		Elva 200	20:45.507	9	1 LAP	70.02	2:14.581
20	22	A2	Bernard BROCK		Elva	20:48.152	9	1 LAP	69.88	2:14.578
21	44	B	Andrew ROBERTSON		Crossle 4F	20:54.965	9	1 LAP	69.50	2:15.399
22	23	A2	David WATTS		Elva 100	21:06.273	9	1 LAP	68.88	2:17.253
23	56	C2	Peter JACKSON		Cooper T56	21:16.554	9	1 LAP	68.32	2:14.936
24	35	B	Anthony MARTINDALE		Sauter	21:54.961	9	1 LAP	66.33	2:19.149
25	46	B	Sue SPENCE		Elva 200	22:20.983	9	1 LAP	65.04	2:23.452

NOT CLASSIFIED

71	B	James HICKS		Caravelle Mk3	18:37.103	9	D.N.F.	78.07	2:01.680
60	C2	Yazaburo BABA		Lotus 20	19:12.512	9	D.N.F.	75.67	2:04.242
79	C2	Andrew HIBBERD		Lotus 22	17:20.734	8	D.N.F.	74.49	2:04.529
47	B	Martin WALFORD		Elva 200	17:38.718	8	D.N.F.	73.23	2:04.421
93	C2	Chris CHILCOTT		Lotus 20	9:02.958	4	D.N.F.	71.39	2:07.890
4	A2	Derek WALKER		Terrier MkIV	6:45.426	3	D.N.F.	71.71	2:06.055
21	A1	Peter MULLEN		Osca		0	D.N.F.	N/A	

FASTEST LAP

61	C2	Simon DIFFEY		Lotus 20	1:56.715	3	83.03mph	133.62kph
71	B	James HICKS		Caravelle Mk3	2:01.680	7	79.64mph	128.17kph
12	A2	Stuart ROACH		Alexis Mk2	2:04.299	9	77.96mph	125.47kph

These results are provisional until the conclusion of any judicial and technical matters.

Oulton Park
Circuit Length = 2.6920 miles.
Start: 13:25 End: 13:45

Clerk of Course:	Stewards:	Timekeeper:
------------------	-----------	-------------

Race 2 AMOC/Millers Oils Historic Formula Junior LAP CHART

Lap 1			Lap 2			Lap 3			Lap 4			Lap 5		
No	Behind	Laptime	No	Behind	Laptime	No	Behind	Laptime	No	Behind	Laptime	No	Behind	Laptime
61		2:04.481	51		1:57.606	51		1:56.928	51		1:57.297	51		1:57.660
51	1.376	2:05.857	61	0.616	1:59.598	61	0.403	1:56.715	61	0.145	1:57.039	59	0.344	1:56.825
59	2.100	2:06.581	59	1.338	1:58.220	59	1.414	1:57.004	59	1.179	1:57.062	61	2.262	1:59.777
62	4.133	2:08.614	62	5.367	2:00.216	62	8.208	1:59.769	54	11.328	1:59.980	46	1 LAP	2:26.966
54	4.871	2:09.352	54	5.966	2:00.077	54	8.645	1:59.607	64	12.490	2:00.952	54	12.678	1:59.010
64	5.299	2:09.780	64	6.950	2:00.633	64	8.835	1:58.813	62	13.140	2:02.229	64	13.360	1:58.530
71	7.779	2:12.260	71	12.943	2:04.146	83	16.959	2:00.884	83	20.502	2:00.840	62	14.838	1:59.358
83	7.975	2:12.456	83	13.003	2:04.010	71	19.818	2:03.803	71	25.417	2:02.896	83	24.337	2:01.495
65	9.869	2:14.350	65	14.724	2:03.837	65	20.979	2:03.183	65	26.301	2:02.619	71	29.979	2:02.222
60	10.395	2:14.876	60	18.535	2:07.122	60	28.061	2:06.454	60	38.362	2:07.598	65	30.998	2:02.357
93	10.854	2:15.335	4	19.575	2:06.055	47	32.260	2:07.663	47	39.384	2:04.421	47	48.361	2:06.637
4	12.502	2:16.983	47	21.525	2:06.708	12	33.241	2:07.112	12	41.158	2:05.214	86	50.015	2:04.674
47	13.799	2:18.280	93	22.339	2:10.467	93	33.301	2:07.890	52	42.710	2:06.002	60	51.754	2:11.052
52	15.707	2:20.188	12	23.057	2:06.242	67	33.639	2:05.417	86	43.001	2:05.663	52	52.639	2:07.589
12	15.797	2:20.278	52	24.514	2:07.789	52	34.005	2:06.419	67	43.528	2:07.186	12	52.987	2:09.489
2	16.292	2:20.773	67	25.150	2:07.339	86	34.635	2:04.174	79	44.351	2:04.734	67	53.628	2:07.760
67	16.793	2:21.274	2	26.507	2:09.197	79	36.914	2:07.047	2	48.460	2:07.736	79	54.735	2:08.044
79	17.650	2:22.131	79	26.795	2:08.127	2	38.021	2:08.442	75	49.215	2:06.809	75	59.161	2:07.606
75	18.877	2:23.358	86	27.389	2:03.451	75	39.703	2:07.359	72	1:00.430	2:10.806	2	59.451	2:08.651
36	19.826	2:24.307	75	29.272	2:09.377	4	45.035	2:22.388P	36	1:00.934	2:12.080	72	1:15.369	2:12.599
72	21.350	2:25.831	36	32.130	2:11.286	36	46.151	2:10.949	29	1:03.556	2:10.547	36	1:15.930	2:12.656
29	21.923	2:26.404	72	34.086	2:11.718	72	46.921	2:09.763	93	1:05.270	2:29.266P	29	1:17.791	2:11.895
86	22.920	2:27.401	29	36.122	2:13.181	29	50.306	2:11.112	73	1:27.284	2:15.977	73	1:47.487	2:17.863
43	26.366	2:30.847	43	45.969	2:18.585	43	1:07.749	2:18.708	43	1:29.306	2:18.854	43	1:48.801	2:17.155
73	28.125	2:32.606	73	46.689	2:17.546	23	1:08.157	2:17.493	22	1:30.076	2:18.076	22	1:49.090	2:16.674
23	28.550	2:33.031	23	47.592	2:18.024	73	1:08.604	2:18.843	23	1:31.205	2:20.345	23	1:51.883	2:18.338
22	30.966	2:35.447	22	49.386	2:17.402	22	1:09.297	2:16.839	44	1:33.573	2:17.095	44	1:52.333	2:16.420
44	32.158	2:36.639	44	53.743	2:20.567	44	1:13.775	2:16.960	35	1:42.812	2:20.403			
35	33.411	2:37.892	35	55.586	2:21.157	35	1:19.706	2:21.048	56	1:44.843	2:19.734			
56	36.650	2:41.131	56	59.667	2:21.999	56	1:22.406	2:19.667						
46	38.189	2:42.670	46	1:04.493	2:25.286	46	1:32.928	2:25.363						

Oulton Park
Circuit Length = 2.6920 miles.
Start: 13:25 End: 13:45

Race 2 AMOC/Millers Oils Historic Formula Junior LAP CHART

(contd.)

Lap 6			Lap 7			Lap 8			Lap 9			Lap 10		
No	Behind	Laptime	No	Behind	Laptime	No	Behind	Laptime	No	Behind	Laptime	No	Behind	Laptime
51		2:00.989	51		2:02.433	51		2:00.313	51		2:00.801	51		2:00.936
35	1 LAP	2:20.760	22	1 LAP	2:15.593	54	6.346	2:00.364	62	13.717	2:00.479	59	13.913	2:00.103
61	6.185	2:04.912	23	1 LAP	2:17.774	64	8.673	2:00.328	59	14.746	1:59.235	62	14.162	2:01.381
54	9.946	1:58.257	54	6.295	1:58.782	73	1 LAP	2:14.462	61	16.793	1:59.666	61	14.172	1:58.315
64	11.475	1:59.104	44	1 LAP	2:17.613	62	14.039	2:01.793	64	22.184	2:14.312	64	22.474	2:01.226
56	1 LAP	2:26.904	64	8.658	1:59.616	43	1 LAP	2:15.334	54	22.646	2:17.101	54	22.622	2:00.912
62	14.330	2:00.481	62	12.559	2:00.662	59	16.312	2:00.381	83	27.460	2:03.923	83	27.640	2:01.116
59	17.255	2:17.900	59	16.244	2:01.422	22	1 LAP	2:16.605	73	1 LAP	2:15.895	65	41.043	2:04.414
83	25.107	2:01.759	61	18.765	2:15.013	61	17.928	1:59.476	43	1 LAP	2:15.018	73	1 LAP	2:13.160
71	33.094	2:04.104	83	23.740	2:01.066	44	1 LAP	2:17.278	22	1 LAP	2:14.578	43	1 LAP	2:16.425
65	33.843	2:03.834	35	1 LAP	2:21.478	83	24.338	2:00.911	71	37.219	2:03.981	22	1 LAP	2:16.938
46	1 LAP	2:31.742	56	1 LAP	2:19.143	23	1 LAP	2:18.906	65	37.565	2:03.142	44	1 LAP	2:15.399
47	54.471	2:07.099	71	32.341	2:01.680	71	34.039	2:02.011	44	1 LAP	2:16.994	86	1:00.779	2:03.606
86	54.759	2:05.733	65	33.894	2:02.484	65	35.224	2:01.643	23	1 LAP	2:17.253	23	1 LAP	2:25.109
60	59.330	2:08.565	86	53.880	2:01.554	35	1 LAP	2:19.149	86	58.109	2:02.857	56	1 LAP	2:14.936
52	1:00.229	2:08.579	47	58.819	2:06.781	56	1 LAP	2:17.553	56	1 LAP	2:15.487	67	1:18.809	2:06.599
67	1:01.874	2:09.235	46	1 LAP	2:26.681	86	56.053	2:02.486	35	1 LAP	2:20.151	75	1:21.472	2:06.006
79	1:02.069	2:08.323	60	1:02.709	2:05.812	52	1:08.181	2:05.397	52	1:11.550	2:04.170	12	1:22.062	2:07.482
12	1:02.711	2:10.713	52	1:03.097	2:05.301	60	1:09.187	2:06.791	60	1:12.628	2:04.242	2	1:33.552	2:10.646
75	1:05.109	2:06.937	79	1:04.165	2:04.529	67	1:10.021	2:05.300	67	1:13.146	2:03.926	52	1:48.556	2:37.942
2	1:06.616	2:08.154	67	1:05.034	2:05.593	12	1:12.018	2:06.287	12	1:15.516	2:04.299	35	1 LAP	2:52.923
72	1:23.974	2:09.594	12	1:06.044	2:05.766	75	1:12.213	2:04.280	75	1:16.402	2:04.990	36	2:01.590	2:10.811
36	1:24.870	2:09.929	75	1:08.246	2:05.570	2	1:17.600	2:07.485	2	1:23.842	2:07.043	72	2:03.928	2:11.876
29	1:26.442	2:09.640	2	1:10.428	2:06.245	79	1:21.651	2:17.799P	46	1 LAP	2:23.452	29	2:04.279	2:12.483
73	2:02.201	2:15.703	72	1:31.788	2:10.247	46	1 LAP	2:28.840	36	1:51.715	2:09.598	46	1 LAP	2:29.983
43	2:02.393	2:14.581	36	1:32.585	2:10.148	47	1:39.635	2:41.129P	29	1:52.732	2:09.908			
			29	1:33.331	2:09.322	72	1:41.335	2:09.860	72	1:52.988	2:12.454			
						36	1:42.918	2:10.646						
						29	1:43.625	2:10.607						

Oulton Park
Circuit Length = 2.6920 miles.
Start: 13:25 End: 13:45

Race 7 HSCC 70s Road Sports Classes D1,D2 & E QUALIFICATION RACE 7

POS	NO	CL	NAME	NAT	ENTRY	TIME	LAPS	GAP	MPH
1	72	D1	John THOMASON		Triumph Spitfire 1500	2:12.171	9		73.32
2	20	D2	John HILLON		Porsche 924	2:12.591	7	0.420	73.09
3	56	D1	James MCALLISTER		Lancia Fulvia Sport	2:12.949	5	0.778	72.89
4	75	D2	James NAIRN		Alfa Romeo 2000GTV	2:14.939	8	2.768	71.81
5	98	inv	Bob TROTTER		Ford Escort RS2000	2:15.500	7	3.329	71.52
6	65	D2	Steve COOKE		Triumph GT6 Mk3	2:16.267	9	4.096	71.11
7	45	Inv	Matthew NEWMAN		Alfa Romeo Giulia GTV	2:16.717	9	4.546	70.88
8	23	D2	William MORETON		Alfa Romeo Alfetta GTV	2:17.617	9	5.446	70.42
9	57	D1	Mark OLDFIELD		Alfa Sud Sprint	2:17.694	9	5.523	70.38
10	63	D1	Jeremy ANSTEAD		Fiat X19	2:19.316	8	7.145	69.56
11	58	D1	Tim BEAVIS		Lancia Fulvia HF	2:19.413	9	7.242	69.51
12	32	E	Simon HALL		Fiat X19	2:19.919	9	7.748	69.26
13	52	D2	Graham HALL		Alfa Romeo 2000 GTV	2:20.154	9	7.983	69.14
14	10	D1	Nigel ASHLEY		Alfa Romeo GT Junior	2:20.894	9	8.723	68.78
15	78	D2	Mark DUDLEY		Alfa Romeo GTV	2:22.712	8	10.541	67.90
16	60	D2	David MARSHALL		Lancia Beta Monte Carlo	2:23.027	9	10.856	67.75
17	76	D2	David ERWIN		Alfa Romeo 2000GTV	2:23.734	8	11.563	67.42
18	53	E	Matthew HAMMOND		Triumph Spitfire	2:26.978	7	14.807	65.93
19	81	D2	John DOBSON		Alfa Romeo 2000GTV	2:29.796	8	17.625	64.69

Oulton Park
Circuit Length = 2.6920 miles.
Start: 11:51 End: 12:11

These results are provisional until the conclusion of any judicial and technical matters.

Clerk of Course:	Stewards:	Timekeeper:
------------------	-----------	-------------

Race 7 HSCC 70s Road Sports Classes D1,D2 & E LAP ANALYSIS RACE 9

10	Nigel ASHLEY	Alfa Romeo GT Junior
1 -	3:38.346	6 - 2:20.894
2 -	2:28.866	7 - 2:22.190
3 -	2:24.635	8 - 2:21.222
4 -	2:24.479	9 - 2:21.267
5 -	2:22.161	
20	John HILLON	Porsche 924
1 -	3:31.587	6 - 2:25.661
2 -	2:16.775	7 - 2:12.591
3 -	2:13.153	
4 -	2:13.570	
5 -	2:13.023	
23	William MORETON	Alfa Romeo Alfetta GTV
1 -	3:41.265	6 - 2:19.391
2 -	2:27.520	7 - 2:17.785
3 -	2:26.622	8 - 2:18.551
4 -	2:21.174	9 - 2:17.617
5 -	2:20.111	
32	Simon HALL	Fiat X19
1 -	3:18.768	6 - 2:33.848
2 -	2:24.205	7 - 2:20.459
3 -	2:21.869	8 - 2:23.840
4 -	2:19.919	9 - 2:21.115
5 -	2:20.647	
45	Matthew NEWMAN	Alfa Romeo Giulia GTV
1 -	3:59.474	6 - 2:19.326
2 -	2:27.684	7 - 2:16.717
3 -	2:18.671	8 - 2:20.193
4 -	2:33.121	9 - 2:17.218
5 -	2:16.951	
52	Graham HALL	Alfa Romeo 2000 GTV
1 -	3:22.118	6 - 2:20.903
2 -	2:26.121	7 - 2:20.493
3 -	2:24.028	8 - 2:23.443
4 -	2:21.976	9 - 2:20.154
5 -	2:20.977	
53	Matthew HAMMOND	Triumph Spitfire
1 -	3:31.449	6 - 2:26.978
2 -	2:33.899	7 - 2:52.696P
3 -	2:29.828	
4 -	2:27.617	
5 -	2:27.001	

Oulton Park
Circuit Length = 2.6920 miles.
Start: 11:51 End: 12:11

Clerk of Course:	Stewards:	Timekeeper:
------------------	-----------	-------------

Race 7 HSCC 70s Road Sports Classes D1,D2 & E LAP ANALYSIS RACE 9

(contd.)

56	James MCALLISTER	Lancia Fulvia Sport
1 - 3:10.917 2 - 2:14.524 3 - 2:13.900 4 - 2:12.949 5 - 2:58.168P		
57	Mark OLDFIELD	Alfa Sud Sprint
1 - 3:40.287 6 - 2:22.946 2 - 2:27.492 7 - 2:20.308 3 - 2:25.680 8 - 2:18.487 4 - 2:20.456 9 - 2:17.694 5 - 2:20.227		
58	Tim BEAVIS	Lancia Fulvia HF
1 - 3:20.203 6 - 2:22.343 2 - 2:24.269 7 - 2:19.793 3 - 2:21.771 8 - 2:21.105 4 - 2:20.333 9 - 2:19.413 5 - 2:19.633		
60	David MARSHALL	Lancia Beta Monte Carlo
1 - 3:32.749 6 - 2:25.341 2 - 2:29.809 7 - 2:23.027 3 - 2:23.965 8 - 2:23.648 4 - 2:23.733 9 - 2:23.491 5 - 2:23.028		
63	Jeremy ANSTEAD	Fiat X19
1 - 3:17.313 6 - 2:25.171P 2 - 2:22.443 7 - 4:52.204 3 - 2:20.917 8 - 2:22.248 4 - 2:19.920 5 - 2:19.316		
65	Steve COOKE	Triumph GT6 Mk3
1 - 3:35.631 6 - 2:17.874 2 - 2:30.262 7 - 2:16.353 3 - 2:20.743 8 - 2:31.024 4 - 2:20.140 9 - 2:16.267 5 - 2:19.317		
72	John THOMASON	Triumph Spitfire 1500
1 - 3:06.903 6 - 2:13.053 2 - 2:19.051 7 - 2:12.869 3 - 2:14.050 8 - 2:12.927 4 - 2:12.610 9 - 2:12.171 5 - 2:13.292		

Oulton Park
Circuit Length = 2.6920 miles.
Start: 11:51 End: 12:11

Clerk of Course:	Stewards:	Timekeeper:
------------------	-----------	-------------

Race 7 HSCC 70s Road Sports Classes D1,D2 & E LAP ANALYSIS RACE 9

(contd.)

75	James NAIRN	Alfa Romeo 2000GTV
1 -	3:11.897	6 - 2:15.394
2 -	2:16.248	7 - 2:25.655
3 -	2:15.557	8 - 2:47.587P
4 -	2:14.939	
5 -	2:15.261	
76	David ERWIN	Alfa Romeo 2000GTV
1 -	3:34.660	6 - 2:26.382
2 -	2:32.289	7 - 2:25.305
3 -	2:30.839	8 - 2:23.734
4 -	2:26.131	
5 -	2:27.328	
78	Mark DUDLEY	Alfa Romeo GTV
1 -	4:01.682	6 - 2:24.598
2 -	2:31.621	7 - 2:24.971
3 -	2:26.159	8 - 2:22.712
4 -	2:33.463	
5 -	2:25.985	
81	John DOBSON	Alfa Romeo 2000GTV
1 -	3:39.836	6 - 2:31.477
2 -	2:38.076	7 - 2:29.796
3 -	2:35.383	8 - 2:30.679
4 -	2:39.172	
5 -	2:32.807	
98	Bob TROTTER	Ford Escort RS2000
1 -	2:59.174	6 - 2:16.951
2 -	2:17.515	7 - 2:15.831
3 -	2:16.648	
4 -	2:16.189	
5 -	2:15.500	

Oulton Park
Circuit Length = 2.6920 miles.
Start: 11:51 End: 12:11

Clerk of Course:	Stewards:	Timekeeper:
------------------	-----------	-------------

Race 7 HSCC 70s Road Sports Classes D1,D2 & E GRID RACE 7

ROW 10	2:29.796 81 DOBSON	
ROW 9	2:23.734 76 ERWIN	2:26.978 53 HAMMOND
ROW 8	2:22.712 78 DUDLEY	2:23.027 60 MARSHALL
ROW 7	2:20.154 52 HALL	2:20.894 10 ASHLEY
ROW 6	2:19.413 58 BEAVIS	2:19.919 32 HALL
ROW 5	2:17.694 57 OLDFIELD	2:19.316 63 ANSTEAD
ROW 4	2:16.717 45 NEWMAN	2:17.617 23 MORETON
ROW 3	2:15.500 98 TROTTER	2:16.267 65 COOKE
ROW 2	2:12.949 56 MCALLISTER	2:14.939 75 NAIRN
ROW 1	2:12.171 72 THOMASON	2:12.591 20 HILLON
	POLE	



These results are provisional until the conclusion of any judicial and technical matters. Start: 11:51 End: 12:11

Clerk of Course:	Stewards:	Timekeeper:
------------------	-----------	-------------

Race 7 HSCC 70s Road Sports Classes D1,D2 & E

RACE RESULT

POS	NO	CL	NAME	NAT	ENTRY	TIME	LAPS	GAP	MPH	BEST
1	72	D1	John THOMASON		Triumph Spitfire 1500	17:59.131	8		71.84	2:12.601
2	56	D1	James MCALLISTER		Lancia Fulvia Sport	18:01.923	8	2.792	71.65	2:13.030
3	98	inv	Bob TROTTER		Ford Escort RS2000	18:02.715	8	3.584	71.60	2:13.611
4	65	D2	Steve COOKE		Triumph GT6 Mk3	18:49.677	8	50.546	68.63	2:17.997
5	63	D1	Jeremy ANSTEAD		Fiat X19	18:51.258	8	52.127	68.53	2:18.710
6	23	D2	William MORETON		Alfa Romeo Alfetta GTV	18:56.524	8	57.393	68.21	2:19.840
7	45	Inv	Matthew NEWMAN		Alfa Romeo Giulia GTV	19:01.938	8	1:02.807	67.89	2:19.863
8	52	D2	Graham HALL		Alfa Romeo 2000 GTV	19:03.977	8	1:04.846	67.77	2:19.809
9	58	D1	Tim BEAVIS		Lancia Fulvia HF	19:04.636	8	1:05.505	67.73	2:17.905
10	32	E	Simon HALL		Fiat X19	19:24.008	8	1:24.877	66.60	2:21.833
11	10	D1	Nigel ASHLEY		Alfa Romeo GT Junior	19:29.748	8	1:30.617	66.27	2:23.171
12	78	D2	Mark DUDLEY		Alfa Romeo GTV	19:52.500	8	1:53.369	65.01	2:23.645
13	76	D2	David ERWIN		Alfa Romeo 2000GTV	19:56.098	8	1:56.967	64.81	2:21.935
14	81	D2	John DOBSON		Alfa Romeo 2000GTV	18:17.328	7	1 LAP	61.82	2:33.471

NOT CLASSIFIED

60	D2	David MARSHALL	Lancia Beta Monte Carlo	13:16.254	5	D.N.F.	60.85	2:30.655
57	D1	Mark OLDFIELD	Alfa Sud Sprint	7:13.021	3	D.N.F.	67.14	2:21.040
20	D2	John HILLON	Porsche 924	2:46.086	1	D.N.F.	58.35	

FASTEST LAP

72	D1	John THOMASON	Triumph Spitfire 1500	2:12.601	8	73.08mph	117.61kph
98	inv	Bob TROTTER	Ford Escort RS2000	2:13.611	8	72.53mph	116.73kph
65	D2	Steve COOKE	Triumph GT6 Mk3	2:17.997	8	70.22mph	113.02kph
45	Inv	Matthew NEWMAN	Alfa Romeo Giulia GTV	2:19.863	7	69.29mph	111.51kph
32	E	Simon HALL	Fiat X19	2:21.833	3	68.32mph	109.96kph

Weather/Track Bright/Dry

Oulton Park
Circuit Length = 2.6920 miles.
Start: 16:24 End: 16:42

These results are provisional until the conclusion of any judicial and technical matters.

Clerk of Course:	Stewards:	Timekeeper:
------------------	-----------	-------------

Race 7 HSCC 70s Road Sports Classes D1,D2 & E

LAP CHART

Lap 1			Lap 2			Lap 3			Lap 4			Lap 5		
No	Behind	Laptime	No	Behind	Laptime	No	Behind	Laptime	No	Behind	Laptime	No	Behind	Laptime
72		2:21.772	72		2:15.576	72		2:14.507	72		2:14.101	72		2:14.189
56	0.309	2:22.081	56	0.347	2:15.614	56	1.083	2:15.243	56	1.206	2:14.224	56	0.876	2:13.859
98	1.674	2:23.446	98	0.420	2:14.322	98	1.219	2:15.306	98	1.759	2:14.641	98	1.457	2:13.887
65	6.109	2:27.881	65	12.805	2:22.272	65	19.019	2:20.721	65	25.468	2:20.550	65	31.411	2:20.132
23	7.712	2:29.484	23	13.852	2:21.716	63	20.505	2:20.776	63	25.880	2:19.476	63	32.261	2:20.570
63	8.217	2:29.989	63	14.236	2:21.595	23	20.827	2:21.482	23	27.715	2:20.989	23	34.212	2:20.686
57	8.629	2:30.401	57	14.633	2:21.580	57	21.166	2:21.040	45	32.203	2:23.532	45	40.116	2:22.102
45	10.165	2:31.937	45	16.479	2:21.890	45	22.772	2:20.800	52	34.638	2:22.270	52	43.470	2:23.021
52	11.996	2:33.768	52	19.061	2:22.641	52	26.469	2:21.915	32	40.344	2:26.018	58	47.671	2:21.056
32	13.809	2:35.581	32	21.101	2:22.868	32	28.427	2:21.833	58	40.804	2:25.458	32	49.104	2:22.949
58	14.555	2:36.327	58	21.371	2:22.392	58	29.447	2:22.583	10	48.489	2:24.840	10	59.000	2:24.700
10	18.166	2:39.938	10	27.138	2:24.548	10	37.750	2:25.119	78	51.552	2:24.723	78	1:01.691	2:24.328
78	19.160	2:40.932	78	29.069	2:25.485	78	40.930	2:26.368	76	56.320	2:24.871	76	1:04.066	2:21.935
60	19.305	2:41.077	76	34.731	2:30.175	76	45.550	2:25.326	60	1:13.819	2:34.282	81	1:49.461	2:36.105
76	20.132	2:41.904	60	37.490	2:33.761	60	53.638	2:30.655	81	1:27.545	2:37.740	60	1:56.109	2:56.479P
20	24.314	2:46.086P	81	44.942	2:35.934	81	1:03.906	2:33.471						
81	24.584	2:46.356												

Race 7 HSCC 70s Road Sports Classes D1,D2 & E LAP CHART

(contd.)

Lap 6			Lap 7			Lap 8			Lap 9			Lap 10		
No	Behind	Laptime	No	Behind	Laptime	No	Behind	Laptime	No	Behind	Laptime	No	Behind	Laptime
72		2:13.492	72		2:12.893	72		2:12.601						
56	1.308	2:13.924	56	1.445	2:13.030	56	2.792	2:13.948						
98	1.614	2:13.649	98	2.574	2:13.853	98	3.584	2:13.611						
65	36.607	2:18.688	65	45.150	2:21.436	81	1 LAP	2:33.639						
63	37.506	2:18.737	63	46.018	2:21.405	65	50.546	2:17.997						
23	40.560	2:19.840	23	48.810	2:21.143	63	52.127	2:18.710						
45	46.737	2:20.113	45	53.707	2:19.863	23	57.393	2:21.184						
52	49.966	2:19.988	52	56.882	2:19.809	45	1:02.807	2:21.701						
58	52.084	2:17.905	58	59.272	2:20.081	52	1:04.846	2:20.565						
32	59.525	2:23.913	32	1:12.812	2:26.180	58	1:05.505	2:18.834						
10	1:08.945	2:23.437	10	1:19.223	2:23.171	32	1:24.877	2:24.666						
78	1:30.695	2:42.496	78	1:41.447	2:23.645	10	1:30.617	2:23.995						
76	1:37.086	2:46.512	76	1:47.577	2:23.384	78	1:53.369	2:24.523						
81	2:10.052	2:34.083				76	1:56.967	2:21.991						

Weather/Track Bright/Dry

Oulton Park
Circuit Length = 2.6920 miles.
Start: 16:24 End: 16:42

Race 1 Gentleman Drivers Sports Racing Challenge

QUALIFICATION RACE 1

POS	NO	CL	NAME	NAT	ENTRY	TIME	LAPS	GAP	MPH
1	53	D	SYTNER/HADFIELD		Lola T70 Mk1	1:50.911	19		87.37
2	8	C	CLARK/HADFIELD		Elva Mk8	1:51.075	17	0.164	87.24
3	1	A	Denis WELCH		Lotus 23B	1:55.032	18	4.121	84.24
4	10	C	Ivan SCOTTI		Elva Mk7S	1:55.141	20	4.230	84.16
5	105	I S	aun LYNN		Ford GT40	1:55.952	16	5.041	83.57
6	42	A	BURNETT/DIFFEY		Merlyn Mk4/6	1:56.126	14	5.215	83.45
7	5	C	MORSON/WALFORD		Elva Mk7s	1:56.775	19	5.864	82.99
8	31	A	JOLLY/FARTHING		Lotus 23B	1:57.347	18	6.436	82.58
9	51	D	ROSS-JONES/COOK		Attila Mk3	1:57.545	19	6.634	82.44
10	21	A	WRIGHT/GANS		Lotus 23	1:57.887	13	6.976	82.20
11	41	A	Ned SPIEKER		Lotus 23B	1:58.304	14	7.393	81.91
12	28	A	CLARKSON/WILLIAMS		Lotus 23B	1:58.975	14	8.064	81.45
13	37	A	Marshal BAILEY		Lotus 23B	2:00.623	20	9.712	80.34
14	3	C	DEVIS/CLEVELY		Elva Mk7S	2:00.979	18	10.068	80.10
15	59	A	VEREY/GRIFFITHS		Merlyn Mk4T	2:01.543	18	10.632	79.73
16	11	A	Clive WILSON		Elva Mk7	2:01.544	19	10.633	79.73
17	25	A	HIBBERD/WOODHOUSE		Lotus 23B	2:01.826	19	10.915	79.55
18	34	A	PEETERS/DECOUX		Lotus 23B	2:02.720	19	11.809	78.97
19	43	C	WILLIAMS/SHARPLES		Merlyn Mk6	2:03.064	14	12.153	78.74
20	12	A	Chris SHARPE		Elva Mk7	2:03.181	20	12.270	78.67
21	96	B	Crispin HARRIS		Lister Jaguar	2:03.548	14	12.637	78.44
22	6	C	BROWN/KENDLE		Elva Mk7S	2:05.702	15	14.791	77.09
23	9	A	John WILKES		Elva Mk7	2:05.997	8	15.086	76.91
24	24	A	LAWSON/LAWSON		Lotus 23B	2:06.759	5	15.848	76.45
25	7	A	Gabreil KREMER		Elva Mk7	2:07.127	17	16.216	76.23
26	55	D	WILSON/PILKINGTON		McLaren M1B	2:07.999	15	17.088	75.71
27	22	A	DOYLE/HUTCHINSON		Lotus 23B	2:08.327	17	17.416	75.52
28	107	I	BABA/BAILLIE		Lotus Elan 26R	2:09.199	16	18.288	75.01
29	16	B	GIBBON/HALL		Lister Chevrolet	2:10.633	17	19.722	74.18

Weather/Track Overcast/Dry

These results are provisional until the conclusion of any judicial and technical matters.

Oulton Park
Circuit Length = 2.6920 miles.
Start: 13:18 End: 13:58

Clerk of Course:	Stewards:	Timekeeper:
------------------	-----------	-------------

Race 1 Gentleman Drivers Sports Racing Challenge

LAP ANALYSIS

1	Denis WELCH	Lotus 23B					
1 -	2:22.879	6 -	1:59.090	11 -	1:57.200	16 -	1:55.032
2 -	2:00.185	7 -	1:57.910	12 -	1:56.811	17 -	1:56.464
3 -	1:57.881	8 -	1:57.054	13 -	2:07.388P	18 -	1:56.021
4 -	1:57.760	9 -	1:57.010	14 -	7:45.957		
5 -	1:58.106	10 -	2:00.827	15 -	1:56.715		
3	DEVIS/CLEVELY	Elva Mk7S					
1 -	2:47.739	6 -	2:07.766	11 -	3:46.234	16 -	2:03.987
2 -	2:13.993	7 -	2:07.634	12 -	2:06.748	17 -	2:03.257
3 -	2:11.088	8 -	2:06.611	13 -	2:04.291	18 -	2:00.979
4 -	2:09.925	9 -	2:05.644	14 -	2:04.668		
5 -	2:08.378	10 -	2:22.613P	15 -	2:04.307		
5	MORSON/WALFORD	Elva Mk7s					
1 -	2:52.597	6 -	1:58.647	11 -	2:02.400	16 -	2:55.890
2 -	2:05.876	7 -	1:58.549	12 -	2:02.492	17 -	1:58.347
3 -	2:05.425	8 -	1:59.438	13 -	2:00.058	18 -	1:58.466
4 -	2:00.755	9 -	2:03.948P	14 -	2:00.993	19 -	1:56.775
5 -	1:58.395	10 -	3:33.793	15 -	2:09.522P		
6	BROWN/KENDLE	Elva Mk7S					
1 -	2:41.938	6 -	2:09.263	11 -	2:07.049		
2 -	2:14.860	7 -	2:10.116	12 -	2:05.951		
3 -	2:15.005	8 -	2:24.062P	13 -	2:05.702		
4 -	2:12.926	9 -	3:43.257	14 -	2:10.133		
5 -	2:07.983	10 -	2:10.651	15 -	2:13.429P		
7	Gabreil KREMER	Elva Mk7					
1 -	2:46.639	6 -	2:15.605	11 -	2:12.251	16 -	2:12.064
2 -	2:07.127	7 -	2:15.788	12 -	2:11.911	17 -	2:10.635
3 -	2:04.979P	8 -	2:14.067	13 -	2:12.813		
4 -	5:37.923	9 -	2:13.110	14 -	2:10.510		
5 -	2:20.867	10 -	2:11.230	15 -	2:10.913		
8	CLARK/HADFIELD	Elva Mk8					
1 -	X:00.000	6 -	1:56.432	11 -	1:54.454	16 -	1:58.374
2 -	1:54.732	7 -	1:53.574	12 -	1:52.862	17 -	2:08.227P
3 -	1:53.554	8 -	1:52.098	13 -	1:51.276		
4 -	1:52.768	9 -	1:52.131	14 -	1:51.075		
5 -	1:51.782	10 -	1:51.648	15 -	1:55.375		
9	John WILKES	Elva Mk7					
1 -	3:01.836	6 -	2:06.656				
2 -	2:13.809	7 -	2:05.997				
3 -	2:10.416	8 -	2:08.798				
4 -	2:07.126						
5 -	2:08.549						

Weather/Track Overcast/Dry

Oulton Park
Circuit Length = 2.6920 miles.
Start: 13:18 End: 13:58

Race 1 Gentleman Drivers Sports Racing Challenge

LAP ANALYSIS

(contd.)

10	Ivan SCOTTI	Elva Mk7S					
1 -	2:52.945	6 -	1:58.052	11 -	1:56.943	16 -	1:58.314
2 -	2:05.796	7 -	2:07.405	12 -	1:59.119	17 -	1:57.457
3 -	2:03.637	8 -	2:00.003	13 -	1:58.836	18 -	1:56.806
4 -	2:00.208	9 -	2:00.137	14 -	1:56.084	19 -	1:55.631
5 -	1:58.962	10 -	1:56.829	15 -	3:37.785	20 -	1:55.141
11	Clive WILSON	Elva Mk7					
1 -	2:59.303	6 -	2:07.540	11 -	2:05.399	16 -	2:02.949
2 -	2:16.116	7 -	2:06.114	12 -	2:05.108	17 -	2:03.633
3 -	2:09.657	8 -	2:07.417	13 -	2:03.019	18 -	2:01.544
4 -	2:12.036	9 -	2:07.562	14 -	2:03.466	19 -	2:03.186
5 -	2:07.976	10 -	2:05.285	15 -	2:06.017		
12	Chris SHARPE	Elva Mk7					
1 -	2:37.811	6 -	2:04.636	11 -	2:05.223	16 -	2:05.589
2 -	2:07.185	7 -	2:03.808	12 -	2:03.400	17 -	2:03.181
3 -	2:06.180	8 -	2:04.759	13 -	2:07.147	18 -	2:03.622
4 -	2:05.828	9 -	2:03.566	14 -	2:04.194	19 -	2:06.129
5 -	2:06.104	10 -	2:05.128	15 -	2:04.369	20 -	2:04.584
16	GIBBON/HALL	Lister Chevrolet					
1 -	3:05.294	6 -	2:18.195	11 -	2:15.037	16 -	2:12.889
2 -	2:17.036	7 -	2:13.283	12 -	2:15.765	17 -	2:10.633
3 -	2:12.839	8 -	2:21.534P	13 -	2:15.874		
4 -	2:12.971	9 -	3:50.100	14 -	2:16.057		
5 -	2:17.163	10 -	2:17.063	15 -	2:11.495		
21	WRIGHT/GANS	Lotus 23					
1 -	2:46.363	6 -	2:03.808	11 -	2:02.612		
2 -	2:10.330	7 -	2:03.648	12 -	1:58.905		
3 -	2:07.717	8 -	2:02.880	13 -	1:57.887		
4 -	2:05.386	9 -	2:18.349P				
5 -	2:05.433	10 -	3:13.999				
22	DOYLE/HUTCHINSON	Lotus 23B					
1 -	3:14.410	6 -	2:08.327	11 -	2:12.346	16 -	2:10.648
2 -	2:13.815	7 -	2:12.365P	12 -	2:11.968	17 -	2:10.520
3 -	2:11.805	8 -	4:10.301	13 -	2:19.998		
4 -	2:08.733	9 -	2:17.036	14 -	2:11.369		
5 -	2:10.950	10 -	2:14.439	15 -	2:10.846		
24	LAWSON/LAWSON	Lotus 23B					
1 -	2:38.751						
2 -	2:06.989						
3 -	2:07.144						
4 -	2:07.310						
5 -	2:06.759						

Weather/Track Overcast/Dry

Oulton Park
Circuit Length = 2.6920 miles.
Start: 13:18 End: 13:58

Race 1 Gentleman Drivers Sports Racing Challenge

LAP ANALYSIS

(contd.)

25	HIBBERD/WOODHOUSE	Lotus 23B					
1 -	2:47.849	6 -	2:05.383	11 -	2:06.547	16 -	2:04.154
2 -	2:07.464	7 -	2:03.687	12 -	2:05.633	17 -	2:04.033
3 -	2:05.529	8 -	2:02.840	13 -	2:04.108	18 -	2:02.690
4 -	2:06.223	9 -	2:11.390P	14 -	2:08.631	19 -	2:01.826
5 -	2:05.701	10 -	3:59.029	15 -	2:04.681		
28	CLARKSON/WILLIAMS	Lotus 23B					
1 -	3:05.384	6 -	2:00.859	11 -	6:10.223		
2 -	2:04.127	7 -	1:59.191	12 -	2:16.013		
3 -	2:02.403	8 -	1:59.654	13 -	2:21.387		
4 -	2:00.920	9 -	1:58.975	14 -	2:24.089P		
5 -	2:00.754	10 -	2:25.935P				
31	JOLLY/FARTHING	Lotus 23B					
1 -	2:29.948	6 -	2:08.038	11 -	3:07.337	16 -	1:59.061
2 -	2:04.925	7 -	2:12.207	12 -	1:58.674	17 -	1:58.808
3 -	2:04.146	8 -	2:04.264	13 -	1:59.100	18 -	1:57.347
4 -	2:01.514	9 -	2:01.462	14 -	2:00.087		
5 -	2:01.841	10 -	2:10.396P	15 -	2:04.079		
34	PEETERS/DECOUX	Lotus 23B					
1 -	2:49.068	6 -	2:03.460	11 -	2:06.386	16 -	2:04.360
2 -	2:09.176	7 -	2:02.720	12 -	2:09.479P	17 -	2:05.178
3 -	2:08.749	8 -	2:04.952	13 -	3:43.923	18 -	2:07.759
4 -	2:05.220	9 -	2:05.211	14 -	2:05.760	19 -	2:14.716
5 -	2:04.966	10 -	2:07.473	15 -	2:05.312		
37	Marshal BAILEY	Lotus 23B					
1 -	3:03.693	6 -	2:05.960	11 -	2:02.929	16 -	2:00.870
2 -	2:12.154	7 -	2:00.623	12 -	2:02.395	17 -	2:01.829
3 -	2:09.351	8 -	2:01.319	13 -	2:01.195	18 -	2:01.013
4 -	2:03.021	9 -	2:01.593	14 -	2:02.784	19 -	2:01.693
5 -	2:04.800	10 -	2:03.035	15 -	2:03.588	20 -	2:02.387
41	Ned SPIEKER	Lotus 23B					
1 -	2:57.253	6 -	1:59.154	11 -	3:30.800		
2 -	2:07.731	7 -	1:58.304	12 -	2:00.236		
3 -	2:08.286	8 -	2:02.183	13 -	1:59.699		
4 -	2:09.778	9 -	2:05.167	14 -	2:09.358P		
5 -	2:03.345	10 -	2:12.350P				
42	BURNETT/DIFFEY	Merlyn Mk4/6					
1 -	2:29.379	6 -	1:57.254	11 -	1:58.347		
2 -	2:01.313	7 -	1:56.621	12 -	1:58.547		
3 -	1:59.376	8 -	1:56.838	13 -	1:56.126		
4 -	2:08.024P	9 -	2:04.496P	14 -	2:08.357P		
5 -	3:42.539	10 -	3:21.001				

Weather/Track Overcast/Dry

Oulton Park
Circuit Length = 2.6920 miles.
Start: 13:18 End: 13:58

Race 1 Gentleman Drivers Sports Racing Challenge

LAP ANALYSIS

(contd.)

43	WILLIAMS/SHARPLES	Merlyn Mk6			
1 -	3:11.685	6 -	2:06.041	11 -	2:04.196
2 -	2:09.330	7 -	2:05.003	12 -	2:06.563
3 -	2:06.120	8 -	2:31.647P	13 -	2:03.120
4 -	2:06.747	9 -	X:00.000	14 -	2:03.064
5 -	2:06.295	10 -	2:06.239		
51	ROSS-JONES/COOK	Attila Mk3			
1 -	2:43.659	6 -	1:59.792	11 -	3:38.118
2 -	2:10.836	7 -	1:57.718	12 -	2:07.586
3 -	2:03.782	8 -	1:59.646	13 -	2:05.204
4 -	2:01.461	9 -	1:57.545	14 -	2:05.476
5 -	2:01.524	10 -	2:04.510P	15 -	2:04.521
53	SYTNER/HADFIELD	Lola T70 Mk1			
1 -	3:01.876	6 -	1:54.863	11 -	2:00.535
2 -	2:01.950	7 -	1:52.972	12 -	1:52.206
3 -	2:03.069	8 -	1:51.085	13 -	1:51.833
4 -	1:56.557	9 -	1:56.544	14 -	2:07.521P
5 -	1:58.076	10 -	1:57.951	15 -	4:22.290P
55	WILSON/PILKINGTON	McLaren M1B			
1 -	2:39.792	6 -	2:08.601	11 -	2:09.888
2 -	2:14.506	7 -	2:08.221	12 -	2:09.287
3 -	2:16.795	8 -	2:10.375	13 -	2:09.354
4 -	2:12.609	9 -	2:09.900	14 -	2:07.999
5 -	2:11.657	10 -	2:10.356	15 -	2:20.308P
59	VEREY/GRIFFITHS	Merlyn Mk4T			
1 -	3:32.160	6 -	2:05.597	11 -	2:04.037
2 -	2:13.959	7 -	2:07.206	12 -	2:02.333
3 -	2:09.144	8 -	2:31.280P	13 -	2:02.773
4 -	2:08.184	9 -	3:35.698	14 -	2:11.256
5 -	2:05.753	10 -	2:05.126	15 -	2:01.543
96	Crispin HARRIS	Lister Jaguar			
1 -	2:45.034	6 -	2:07.469	11 -	2:04.647
2 -	2:20.835	7 -	2:05.887	12 -	2:05.081
3 -	2:09.660	8 -	2:07.917	13 -	2:03.548
4 -	2:09.443	9 -	2:05.298	14 -	2:23.545P
5 -	2:14.439	10 -	2:05.272		
105	aun LYNN	Ford GT40			
1 -	2:50.924	6 -	1:55.952	11 -	1:58.280
2 -	2:04.914	7 -	2:11.738P	12 -	1:56.471
3 -	2:00.734	8 -	7:20.759	13 -	2:13.555P
4 -	1:58.318	9 -	1:58.705	14 -	4:36.637
5 -	1:56.551	10 -	1:56.956	15 -	2:03.315

Weather/Track Overcast/Dry

Oulton Park
Circuit Length = 2.6920 miles.
Start: 13:18 End: 13:58

Race 1 Gentleman Drivers Sports Racing Challenge LAP ANALYSIS

(contd.)

107	BABA/BAILLIE	Lotus Elan 26R			
1 - 3:15.764	6 - 2:37.201P	11 - 2:14.405	16 - 2:11.383		
2 - 2:13.763	7 - 4:13.448	12 - 2:13.882			
3 - 2:09.729	8 - 2:10.766	13 - 2:13.076			
4 - 2:09.199	9 - 2:16.589P	14 - 2:12.600			
5 - 2:13.146	10 - 4:12.249	15 - 2:12.672			

Race 1 Gentleman Drivers Sports Racing Challenge

GRID Race 1

ROW 15	2:10.633	16	GIBBON/HALL	
ROW 14	2:08.327	22	DOYLE/HUTCHINSON	2:09.199 107 BABA/BAILLIE
ROW 13	2:07.127	7	KREMER	2:07.999 55 WILSON/PILKINGTON
ROW 12	2:05.997	9	WILKES	2:06.759 24 LAWSON/LAWSON
ROW 11	2:03.548	96	HARRIS	2:05.702 6 BROWN/KENDLE
ROW 10	2:03.064	43	WILLIAMS/SHARPLES	2:03.181 12 SHARPE
ROW 9	2:01.826	25	HIBBERD/WOODHOUSE	2:02.720 34 PEETERS/DECOUX
ROW 8	2:01.543	59	VEREY/GRIFFITHS	2:01.544 11 WILSON
ROW 7	2:00.623	37	BAILEY	2:00.979 3 DEVIS/CLEVELY
ROW 6	1:58.304	41	SPIEKER	1:58.975 28 CLARKSON/WILLIAMS
ROW 5	1:57.545	51	ROSS-JONES/COOK	1:57.887 21 WRIGHT/GANS
ROW 4	1:56.775	5	MORSON/WALFORD	1:57.347 31 JOLLY/FARTHING
ROW 3	1:55.952	105	LYNN	1:56.126 42 BURNETT/DIFFEY
ROW 2	1:55.032	1	WELCH	1:55.141 10 SCOTTI
ROW 1	1:50.911	53	SYTNER/HADFIELD	1:51.075 8 CLARK/HADFIELD

POLE

Weather: Track: Dry Overcast Dry

Culture Park

Circuit Length = 2.6920 miles.

These results are provisional until the conclusion of any judicial and technical matters.

Start: 13:18 End: 13:58

Clerk of Course:	Stewards:	Timekeeper:
------------------	-----------	-------------

Race 1 Gentleman Drivers Sports Racing Challenge

RACE RESULT

POS	NO	CL	NAME	NAT	ENTRY	TIME	LAPS	GAP	MPH	BEST
1	42	A	BURNETT/DIFFEY		Merlyn Mk4/6	1:01:41.669	31		81.16	1:53.715
2	1	A	Denis WELCH		Lotus 23B	1:01:52.028	31	10.359	80.93	1:54.699
3	105	I S	Shaun LYNN		Ford GT40	1:01:56.815	31	15.146	80.82	1:55.218
4	10	C	Ivan SCOTTI		Elva Mk7S	1:03:26.344	31	1:44.675	78.92	1:53.675
5	5	C	MONSON/WALFORD		Elva Mk7s	1:03:28.016	31	1:46.347	78.89	1:57.826
6	37	A	Marshal BAILEY		Lotus 23B	1:02:37.692	30	1 LAP	77.37	2:01.361
7	41	A	Ned SPIEKER		Lotus 23B	1:02:50.361	30	1 LAP	77.11	2:00.299
8	21	A	WRIGHT/GANS		Lotus 23	1:02:50.806	30	1 LAP	77.10	1:59.801
9	51	D	ROSS-JONES/COOK		Attila Mk3	1:02:51.156	30	1 LAP	77.09	1:55.269
10	11	A	Clive WILSON		Elva Mk7	1:03:17.620	30	1 LAP	76.55	2:00.652
11	59	A	VEREY/GRIFFITHS		Merlyn Mk4T	1:03:29.012	30	1 LAP	76.32	2:02.388
12	6	C	BROWN/KENDLE		Elva Mk7S	1:02:54.564	29	2 LAPS	74.45	2:00.950
13	96	B	HARRIS/HARRIS		Lister Jaguar	1:03:03.709	29	2 LAPS	74.27	2:03.675
14	22	A	DOYLE/THOMAS		Lotus 23B	1:03:38.389	29	2 LAPS	73.60	2:06.443
15	55	D	Chris WILSON		McLaren M1B	1:01:42.643	28	3 LAPS	73.28	2:05.901
16	107	I	BABA/BAILLIE		Lotus Elan 26R	1:01:43.040	28	3 LAPS	73.27	2:05.933
17	9	A	John WILKES		Elva Mk7	1:01:54.277	28	3 LAPS	73.05	2:06.418
18	16	B	GIBBON/HALL		Lister Chevrolet	1:03:23.333	28	3 LAPS	71.34	2:06.909
19	24	A	LAWSON/LAWSON		Lotus 23B	1:03:38.754	28	3 LAPS	71.05	2:02.552
20	34	A	PEETERS/DECOUX		Lotus 23B	1:01:50.756	27	4 LAPS	70.51	2:02.344
21	25	A	HIBBERD/WOODHOUSE		Lotus 23B	51:03.285	24	7 LAPS	75.92	2:01.190
22	7	A	Gabreil KREMER		Elva Mk7	1:01:52.164	24	7 LAPS	62.65	2:07.641

NOT CLASSIFIED

12	A	Chris SHARPE	Elva Mk7	47:38.994	22	D.N.F.	74.57	2:03.334
53	D	Frank SYTNER	Lola T70 Mk1	31:56.346	16	D.N.F.	80.91	1:50.700
43	C	Jason WILLIAMS	Merlyn Mk6	25:14.218	12	D.N.F.	76.80	2:02.217
8	C	Simon HADFIELD	Elva Mk8	9:29.142	5	D.N.F.	85.13	1:52.515
31	A	JOLLY/FARTHING	Lotus 23B	2:07.146	1	D.N.F.	76.22	2:07.146
28	A	CLARKSON/WILLIAMS	Lotus 23B		0	D.N.F.	N/A	
3	C	DEVIS/CLEVELY	Elva Mk7S		0	D.N.F.	N/A	

FASTEST LAP

53	D	Frank SYTNER	Lola T70 Mk1	1:50.700	3	87.54mph	140.88kph
8	C	Simon HADFIELD	Elva Mk8	1:52.515	5	86.13mph	138.61kph
42	A	BURNETT/DIFFEY	Merlyn Mk4/6	1:53.715	16	85.22mph	137.15kph
105	I S	Shaun LYNN	Ford GT40	1:55.218	11	84.11mph	135.36kph
96	B	HARRIS/HARRIS	Lister Jaguar	2:03.675	9	78.36mph	126.10kph
107	I	BABA/BAILLIE	Lotus Elan 26R	2:05.933	12	76.95mph	123.84kph

Weather/Track Overcast/Dry

These results are provisional until the conclusion of any judicial and technical matters.

Oulton Park
Circuit Length = 2.6920 miles.
Start: 12:06 End: 13:58

Clerk of Course:	Stewards:	Timekeeper:
------------------	-----------	-------------

Race 1 Gentleman Drivers Sports Racing Challenge

LAP CHART

Lap 1			Lap 2			Lap 3			Lap 4			Lap 5		
No	Behind	Laptime	No	Behind	Laptime	No	Behind	Laptime	No	Behind	Laptime	No	Behind	Laptime
53		1:57.095	53		1:52.170	53		1:50.700	53		1:52.962	53		1:52.813
8	1.118	1:58.213	8	2.022	1:53.074	8	4.030	1:52.708	8	3.700	1:52.632	8	3.402	1:52.515
1	5.110	2:02.205	42	10.460	1:56.869	42	16.467	1:56.707	42	20.384	1:56.879	42	24.319	1:56.748
42	5.761	2:02.856	1	10.590	1:57.650	5	25.689	1:59.088	10	1 LAP	3:27.887	10	1 LAP	1:55.672
10	9.022	2:06.117	5	17.301	1:59.973	51	26.322	1:59.305	5	30.614	1:57.887	1	37.455	1:57.650
5	9.498	2:06.593	51	17.717	1:58.707	105	26.462	1:59.259	105	31.093	1:57.593	51	38.317	1:59.057
31	10.051	2:07.146	105	17.903	1:58.678	1	27.748	2:07.858	51	32.073	1:58.713	5	38.670	2:00.869
51	11.180	2:08.275	37	26.973	2:05.309	37	40.822	2:04.549	1	32.618	1:57.832	105	48.632	2:10.352
105	11.395	2:08.490	25	27.471	2:03.883	25	41.321	2:04.550	25	51.021	2:02.662	41	1:05.693	2:05.518
37	13.834	2:10.929	41	28.897	2:04.471	21	41.625	2:03.182	21	52.158	2:03.495	37	1:07.168	2:06.492
25	15.758	2:12.853	21	29.143	2:03.882	41	41.665	2:03.468	41	52.988	2:04.285	59	1:07.378	2:06.277
41	16.596	2:13.691	59	30.011	2:04.964	59	42.327	2:03.016	37	53.489	2:05.629	34	1:07.695	2:05.667
59	17.217	2:14.312	34	31.962	2:05.156	34	45.239	2:03.977	59	53.914	2:04.549	11	1:09.290	2:03.604
21	17.431	2:14.526	11	34.700	2:06.665	11	48.148	2:04.148	34	54.841	2:02.564	25	1:09.936	2:11.728
34	18.976	2:16.071	43	35.871	2:06.576	12	49.501	2:04.156	11	58.499	2:03.313	6	1:13.076	2:04.282
11	20.205	2:17.300	12	36.045	2:06.014	43	50.780	2:05.609	12	1:01.029	2:04.490	12	1:14.066	2:05.850
43	21.465	2:18.560	24	37.266	2:06.307	6	51.347	2:03.436	6	1:01.607	2:03.222	43	1:15.006	2:05.036
12	22.201	2:19.296	6	38.611	2:06.059	24	52.158	2:05.592	43	1:02.783	2:04.965	24	1:15.434	2:05.328
24	23.129	2:20.224	10	39.068	2:22.216P	96	58.001	2:05.784	24	1:02.919	2:03.723	21	1:20.605	2:21.260
6	24.722	2:21.817	96	42.917	2:08.677	22	1:05.559	2:11.250	96	1:11.071	2:06.032	96	1:23.076	2:04.818
22	26.330	2:23.425	22	45.009	2:10.849	107	1:06.812	2:09.230	22	1:22.515	2:09.918	22	1:39.720	2:10.018
96	26.410	2:23.505	107	48.282	2:10.415	7	1:13.494	2:10.075	107	1:24.634	2:10.784	107	1:40.952	2:09.131
16	29.415	2:26.510	7	54.119	2:14.865	9	1:19.174	2:14.185	7	1:30.329	2:09.797	7	1:45.248	2:07.732
107	30.037	2:27.132	16	54.875	2:17.630	55	1:20.247	2:14.976	9	1:35.040	2:08.828	9	1:50.877	2:08.650
9	31.159	2:28.254	9	55.689	2:16.700	16	1:21.161	2:16.986	55	1:38.296	2:11.011			
7	31.424	2:28.519	55	55.971	2:16.242				16	1:41.645	2:13.446			
55	31.899	2:28.994												

Weather/Track Overcast/Dry

Oulton Park
Circuit Length = 2.6920 miles.
Start: 12:06 End: 13:58

Race 1 Gentleman Drivers Sports Racing Challenge

LAP CHART

(contd.)

Lap 6			Lap 7			Lap 8			Lap 9			Lap 10		
No	Behind	Laptime	No	Behind	Laptime	No	Behind	Laptime	No	Behind	Laptime	No	Behind	Laptime
53		1:53.058	53		1:56.669	53		2:40.768	53		1:53.897	53		1:54.312
55	1 LAP	2:10.615	7	1 LAP	2:11.689	7	1 LAP	2:34.681	10	1 LAP	1:58.384	22	1 LAP	2:09.706
16	1 LAP	2:15.058	9	1 LAP	2:12.217	9	1 LAP	2:30.101	1	14.692	1:58.577	107	1 LAP	2:06.661
42	27.778	1:56.517	55	1 LAP	2:13.019	16	1 LAP	2:21.794	42	14.865	1:59.682	10	1 LAP	1:55.103
10	1 LAP	1:55.133	16	1 LAP	2:13.376	42	9.080	2:21.309	51	16.597	1:58.459	42	15.730	1:55.177
1	41.640	1:57.243	42	28.539	1:57.430	10	1 LAP	2:21.501	7	1 LAP	2:09.469	1	16.775	1:56.395
51	43.096	1:57.837	10	1 LAP	1:57.361	1	10.012	2:08.641	9	1 LAP	2:08.504	51	17.554	1:55.269
5	47.022	2:01.410	1	42.139	1:57.168	55	1 LAP	2:32.344P	105	20.074	1:57.337	105	23.659	1:57.897
105	52.610	1:57.036	51	44.658	1:58.231	51	12.035	2:08.145	5	22.409	2:00.371	5	29.148	2:01.051
41	1:14.141	2:01.506	5	50.178	1:59.825	5	15.935	2:06.525	16	1 LAP	2:15.973	7	1 LAP	2:08.704
37	1:16.876	2:02.766	105	54.015	1:58.074	105	16.634	2:03.387	41	1:07.346	2:01.372	9	1 LAP	2:08.366
59	1:19.322	2:05.002	41	1:19.365	2:01.893	41	59.871	2:21.274	37	1:08.576	2:02.024	11	1 LAP	3:13.442
25	1:19.696	2:02.818	37	1:22.123	2:01.916	37	1:00.449	2:19.094	6	1:09.871	2:01.302	16	1 LAP	2:11.182
11	1:21.474	2:05.242	59	1:25.986	2:03.333	59	1:01.710	2:16.492	59	1:12.600	2:04.787	41	1:13.333	2:00.299
6	1:22.484	2:02.466	25	1:27.140	2:04.113	25	1:02.217	2:15.845	25	1:13.122	2:04.802	37	1:15.750	2:01.486
12	1:25.269	2:04.261	6	1:29.623	2:03.808	6	1:02.466	2:13.611	21	1:16.014	2:01.832	6	1:16.509	2:00.950
43	1:25.910	2:03.962	11	1:30.370	2:05.565	43	1:05.295	2:10.886	43	1:16.522	2:05.124	25	1:20.000	2:01.190
24	1:26.509	2:04.133	43	1:35.177	2:05.936	24	1:07.196	2:12.423	24	1:17.154	2:03.855	59	1:21.018	2:02.730
21	1:30.226	2:02.679	24	1:35.541	2:05.701	11	1:08.135	2:18.533P	55	1 LAP	3:00.619	21	1:21.503	1:59.801
96	1:35.261	2:05.243	21	1:36.242	2:02.685	21	1:08.079	2:12.605	96	1:43.291	2:03.675	43	1:24.877	2:02.667
22	1:55.896	2:09.234	96	1:45.355	2:06.763	96	1:33.513	2:28.926	12	1:44.698	2:04.506	24	1:25.394	2:02.552
107	1:56.527	2:08.633	12	1:46.960	2:18.360	12	1:34.089	2:27.897	34	1 LAP	2:04.704	55	1 LAP	2:08.241
			34	1 LAP	4:33.505	34	1 LAP	2:23.724						
			22	2:14.117	2:14.890	22	1:46.070	2:12.721						
			107	2:20.439	2:20.581	107	1:49.584	2:09.913						

Weather/Track Overcast/Dry

Oulton Park
Circuit Length = 2.6920 miles.
Start: 12:06 End: 13:58

Race 1 Gentleman Drivers Sports Racing Challenge

LAP CHART

(contd.)

Lap 11			Lap 12			Lap 13			Lap 14			Lap 15		
No	Behind	Laptime	No	Behind	Laptime	No	Behind	Laptime	No	Behind	Laptime	No	Behind	Laptime
53		1:53.187	53		1:52.131	53		1:57.393P	42		1:54.785	42		1:56.371
96	1 LAP	2:05.426	12	1 LAP	2:04.745	55	2 LAPS	2:08.405	1	4.812	1:56.811	1	4.850	1:56.409
12	1 LAP	2:04.188	34	2 LAPS	2:04.827	10	1 LAP	1:55.989	34	2 LAPS	2:04.247	55	2 LAPS	2:09.138
34	2 LAPS	2:03.802	10	1 LAP	1:54.848	42	19.170	1:54.501	12	1 LAP	2:03.500	105	15.999	1:57.123
10	1 LAP	1:55.649	96	1 LAP	2:11.818P	34	2 LAPS	2:03.373	105	15.247	1:57.115	34	2 LAPS	2:05.472
42	19.296	1:56.753	42	22.062	1:54.897	1	21.956	1:55.124	5	27.733	1:58.514	12	1 LAP	2:04.081
51	19.775	1:55.408	51	22.992	1:55.348	12	1 LAP	2:06.105	53	27.783	2:41.738	53	23.402	1:51.990
1	20.879	1:57.291	1	24.225	1:55.477	105	32.087	1:58.432	107	1 LAP	2:07.560	5	31.947	2:00.585
107	1 LAP	2:10.354	105	31.048	1:57.489	51	37.241	2:11.642P	22	1 LAP	2:06.742	51	1 LAP	4:23.306
22	1 LAP	2:11.161	107	1 LAP	2:08.127	5	43.174	1:58.864	11	1 LAP	2:02.141	22	1 LAP	2:07.535
105	25.690	1:55.218	22	1 LAP	2:08.187	107	1 LAP	2:05.933	9	1 LAP	2:12.621	107	1 LAP	2:09.142
5	33.966	1:58.005	5	41.703	1:59.868	22	1 LAP	2:06.443	41	1:20.434	2:00.500	11	1 LAP	2:01.960
11	1 LAP	2:07.098	11	1 LAP	2:03.038	11	1 LAP	2:01.577	21	1:27.933	2:01.576	9	1 LAP	2:07.202
9	1 LAP	2:09.615	9	1 LAP	2:08.200	9	1 LAP	2:07.063	37	1:31.672	2:05.896P	41	1:24.401	2:00.338
16	1 LAP	2:11.684	16	1 LAP	2:10.787	41	1:33.889	2:01.483	96	1 LAP	2:05.066	21	1:38.264	2:06.702P
41	1:21.204	2:01.058	41	1:29.799	2:00.726	16	1 LAP	2:11.291	59	1:36.176	2:03.679	96	1 LAP	2:05.081
7	1 LAP	2:44.016P	37	1:33.989	2:02.139	37	1:39.731	2:03.135	25	1:39.209	2:08.548P	59	1:42.250	2:02.445
37	1:23.981	2:01.418	21	1:36.970	2:00.942	21	1:40.312	2:00.735	24	1:46.310	2:05.688	10	1:53.431	1:54.029
6	1:26.779	2:03.457	25	1:39.816	2:03.798	96	1 LAP	3:17.723	16	1 LAP	2:23.005P			
25	1:28.149	2:01.336	6	1:41.417	2:06.769	25	1:44.616	2:02.193	6	1:49.795	2:13.560P			
21	1:28.159	1:59.843	59	1:41.457	2:02.550	59	1:46.452	2:02.388	10	1:55.773	1:56.788			
59	1:31.038	2:03.207	43	1:44.456	2:02.217	6	1:50.190	2:06.166						
43	1:34.370	2:02.680	24	1:47.345	2:03.858	24	1:54.577	2:04.625						
24	1:35.618	2:03.411				55	1 LAP	2:08.013						
55	1 LAP	2:07.286				10	2:12.940	1:54.235						

Weather/Track Overcast/Dry

Oulton Park
Circuit Length = 2.6920 miles.
Start: 12:06 End: 13:58

Race 1 Gentleman Drivers Sports Racing Challenge

LAP CHART

(contd.)

Lap 16			Lap 17			Lap 18			Lap 19			Lap 20		
No	Behind	Laptime	No	Behind	Laptime	No	Behind	Laptime	No	Behind	Laptime	No	Behind	Laptime
42		1:53.715	42		1:59.932P	1		2:02.247P	105		2:02.794P	42		1:56.050
1	6.697	1:55.562	1	2.827	1:56.062	7	6 LAPS	2:09.462	22	2 LAPS	2:07.874	37	1 LAP	2:01.523
24	1 LAP	2:12.864P	105	18.029	1:57.903	105	10.578	1:57.623	37	1 LAP	2:02.828	21	1 LAP	2:04.053
105	20.058	1:57.774	37	1 LAP	2:01.931	22	2 LAPS	3:02.914	107	2 LAPS	3:14.549	107	2 LAPS	2:11.387
53	25.150	1:55.463	34	2 LAPS	2:04.503	37	1 LAP	2:01.682	42	20.714	1:57.841	105	20.127	2:36.891
55	2 LAPS	2:08.920	55	2 LAPS	2:08.690	21	1 LAP	2:03.748	21	1 LAP	2:03.629	55	2 LAPS	2:07.728
34	2 LAPS	2:03.938	21	1 LAP	2:51.890	42	36.245	2:41.319	55	2 LAPS	2:06.252	1	27.217	1:56.326
12	1 LAP	2:04.840	12	1 LAP	2:07.829P	34	2 LAPS	2:08.524P	25	1 LAP	2:02.875	25	1 LAP	2:03.510
37	1 LAP	2:49.614	25	1 LAP	2:04.499	55	2 LAPS	2:08.557	1	47.655	3:01.027	11	1 LAP	2:01.709
5	42.029	2:03.797P	51	1 LAP	2:02.440	25	1 LAP	2:04.369	51	1 LAP	2:04.426	51	1 LAP	2:03.368
25	1 LAP	2:58.514	11	1 LAP	2:01.815	51	1 LAP	2:02.969	11	1 LAP	2:02.692	59	1 LAP	2:04.429
51	1 LAP	2:02.182	24	1 LAP	3:10.551	11	1 LAP	2:00.652	59	1 LAP	3:11.365	6	1 LAP	2:09.994
11	1 LAP	2:02.252	6	1 LAP	2:10.026	6	1 LAP	2:08.580	6	1 LAP	2:07.579	24	1 LAP	2:11.882
6	1 LAP	3:10.340	107	1 LAP	2:12.398P	24	1 LAP	2:11.158	34	2 LAPS	2:57.349	12	1 LAP	2:06.482
107	1 LAP	2:09.685	41	1:34.772	2:03.092	41	1:30.604	2:00.906	41	1:22.250	2:05.018	41	1:22.720	2:17.234P
22	1 LAP	2:14.271P	16	2 LAPS	2:13.529	10	1:38.436	1:54.276	24	1 LAP	2:11.954	5	1:28.963	2:00.570
16	2 LAPS	3:30.455	9	1 LAP	2:08.252	12	1 LAP	3:06.227	10	1:27.389	2:02.325P	9	1 LAP	2:16.797P
41	1:31.612	2:00.926	10	1:49.234	1:55.014	9	1 LAP	2:07.268	12	1 LAP	2:03.334	16	2 LAPS	2:11.918
9	1 LAP	2:08.372	96	1 LAP	2:05.158	16	2 LAPS	2:12.873	9	1 LAP	2:07.502	96	1 LAP	2:08.041
59	1:52.222	2:03.687	59	2:01.703	2:09.413P	5	1:58.164	1:59.892	5	1:45.157	2:00.365			
96	1 LAP	2:05.824	5	2:03.346	3:21.249	96	1 LAP	2:05.968	16	2 LAPS	2:11.614			
10	1:54.152	1:54.436				7	5 LAPS	2:08.123	96	1 LAP	2:05.859			
7	5 LAPS	10:31.015							7	5 LAPS	2:08.819			
									22	1 LAP	2:08.336			

Weather/Track Overcast/Dry

Oulton Park
Circuit Length = 2.6920 miles.
Start: 12:06 End: 13:58

Race 1 Gentleman Drivers Sports Racing Challenge

LAP CHART

(contd.)

Lap 21			Lap 22			Lap 23			Lap 24			Lap 25		
No	Behind	Laptime	No	Behind	Laptime	No	Behind	Laptime	No	Behind	Laptime	No	Behind	Laptime
42		1:58.268	42		1:55.978	42		1:57.968	42		1:57.149	42		1:58.606
7	6 LAPS	2:11.829	10	1 LAP	1:55.250	10	1 LAP	1:55.891	10	1 LAP	1:55.337	6	2 LAPS	2:09.803
10	1 LAP	2:53.872	37	1 LAP	2:03.717	96	2 LAPS	2:08.145	24	3 LAPS	4:16.983	105	21.302	1:57.560
37	1 LAP	2:02.983	7	6 LAPS	2:09.369	16	3 LAPS	2:13.788	96	2 LAPS	2:06.574	1	23.348	1:55.802
22	2 LAPS	2:10.295	105	21.974	1:56.733	105	21.027	1:57.021	105	22.348	1:58.470	96	2 LAPS	2:10.177
21	1 LAP	2:04.104	22	2 LAPS	2:08.415	37	1 LAP	2:02.881	37	1 LAP	2:01.752	37	1 LAP	2:01.440
105	21.219	1:59.360	1	26.058	1:56.432	1	26.987	1:58.897	1	26.152	1:56.314	24	3 LAPS	2:13.176
1	25.604	1:56.655	21	1 LAP	2:04.079	7	6 LAPS	2:10.079	16	3 LAPS	2:11.085	16	3 LAPS	2:08.640
107	2 LAPS	2:10.494	41	1 LAP	3:04.940	21	1 LAP	2:03.747	21	1 LAP	2:03.639	21	1 LAP	2:02.761
55	2 LAPS	2:08.354	107	2 LAPS	2:08.399	22	2 LAPS	2:09.502	7	6 LAPS	2:08.057	41	1 LAP	2:01.116
25	1 LAP	2:04.343	25	1 LAP	2:05.078	41	1 LAP	2:00.500	41	1 LAP	2:02.180	7	6 LAPS	2:08.475
11	1 LAP	2:02.199	55	2 LAPS	2:08.551	25	1 LAP	2:03.337	22	2 LAPS	2:09.373	51	1 LAP	2:00.293
51	1 LAP	2:03.672	11	1 LAP	2:02.054	51	1 LAP	2:01.435	25	1 LAP	2:02.300	22	2 LAPS	2:08.225
59	1 LAP	2:02.691	51	1 LAP	2:00.815	107	2 LAPS	2:08.716	51	1 LAP	2:00.294	11	1 LAP	2:00.981
34	3 LAPS	4:06.734	59	1 LAP	2:03.233	11	1 LAP	2:03.365	11	1 LAP	2:01.688	25	1 LAP	2:14.141P
6	1 LAP	2:10.910	9	2 LAPS	3:06.934	55	2 LAPS	2:07.712	107	2 LAPS	2:08.961	59	1 LAP	2:03.521
12	1 LAP	2:04.454	34	3 LAPS	2:05.105	59	1 LAP	2:03.437	55	2 LAPS	2:06.279	107	2 LAPS	2:08.893
5	1:30.087	1:59.392	12	1 LAP	2:03.828	9	2 LAPS	2:07.501	59	1 LAP	2:03.548	55	2 LAPS	2:07.834
24	1 LAP	2:27.215P	5	1:34.093	1:59.984	34	3 LAPS	2:04.683	9	2 LAPS	2:06.418	9	2 LAPS	2:06.501
96	1 LAP	2:06.446	6	1 LAP	2:11.465	5	1:33.951	1:57.826	5	1:35.337	1:58.535	5	1:35.226	1:58.495
16	2 LAPS	2:10.770				12	1 LAP	2:04.551	34	3 LAPS	2:03.203	34	3 LAPS	2:03.277
						6	1 LAP	2:08.230	10	1:58.279	1:56.667	10	1:56.696	1:57.023

Weather/Track Overcast/Dry

Oulton Park
Circuit Length = 2.6920 miles.
Start: 12:06 End: 13:58

Race 1 Gentleman Drivers Sports Racing Challenge

LAP CHART

(contd.)

Lap 26			Lap 27			Lap 28			Lap 29			Lap 30		
No	Behind	Laptime	No	Behind	Laptime	No	Behind	Laptime	No	Behind	Laptime	No	Behind	Laptime
42		1:57.343	42		1:56.955	42		1:56.829	42		1:57.239	42		1:59.918
6	2 LAPS	2:08.086	1	19.971	1:56.222	1	18.325	1:55.183	34	4 LAPS	2:02.575	7	7 LAPS	2:31.755
105	20.337	1:56.378	105	20.525	1:57.143	105	20.503	1:56.807	1	17.298	1:56.212	34	4 LAPS	2:02.909
1	20.704	1:54.699	6	2 LAPS	2:11.219	6	2 LAPS	2:09.375	105	19.469	1:56.205	9	3 LAPS	2:08.413
37	1 LAP	2:03.286	37	1 LAP	2:02.696	37	1 LAP	2:01.361	37	1 LAP	2:01.842	1	13.225	1:55.845
96	2 LAPS	2:06.942	96	2 LAPS	2:06.314	96	2 LAPS	2:07.303	6	2 LAPS	2:09.788	105	16.523	1:56.972
24	3 LAPS	2:13.690	41	1 LAP	2:02.977	41	1 LAP	2:01.889	41	1 LAP	2:02.455	37	1 LAP	2:02.082
41	1 LAP	2:01.545	21	1 LAP	2:02.812	21	1 LAP	2:01.102	21	1 LAP	2:02.424	6	2 LAPS	2:08.428
21	1 LAP	2:03.565	51	1 LAP	2:00.775	51	1 LAP	1:59.827	96	2 LAPS	2:08.705	41	1 LAP	2:01.422
16	3 LAPS	2:09.174	24	3 LAPS	2:14.229	11	1 LAP	2:02.835	51	1 LAP	2:00.485	21	1 LAP	2:01.495
51	1 LAP	1:59.751	16	3 LAPS	2:08.664	16	3 LAPS	2:09.340	11	1 LAP	2:05.230	51	1 LAP	2:00.062
7	6 LAPS	2:08.562	11	1 LAP	2:02.828	24	3 LAPS	2:13.271	16	3 LAPS	2:07.962	96	2 LAPS	2:06.778
11	1 LAP	2:01.474	7	6 LAPS	2:07.857	7	6 LAPS	2:11.574	24	3 LAPS	2:12.431	11	1 LAP	2:06.533
22	2 LAPS	2:07.762	22	2 LAPS	2:06.763	22	2 LAPS	2:08.035	59	1 LAP	2:04.837	16	3 LAPS	2:06.909
59	1 LAP	2:04.029	59	1 LAP	2:04.955	59	1 LAP	2:02.954	22	2 LAPS	2:08.258	59	1 LAP	2:03.563
55	2 LAPS	2:05.901	55	2 LAPS	2:06.242	5	1:41.030	1:59.545	5	1:43.320	1:59.529	5	1:44.546	2:01.144
107	2 LAPS	2:08.869	107	2 LAPS	2:07.138	55	2 LAPS	2:07.798	10	1:50.740	1:57.065	24	3 LAPS	2:12.383
9	2 LAPS	2:07.213	5	1:38.314	1:58.840	107	2 LAPS	2:07.109	55	2 LAPS	2:08.133	10	1:46.883	1:56.061
5	1:36.429	1:58.546	9	2 LAPS	2:08.144	10	1:50.914	1:55.537	107	2 LAPS	2:06.721	22	2 LAPS	2:08.181
34	3 LAPS	2:03.694	34	3 LAPS	2:02.344	9	2 LAPS	2:07.110						
10	1:53.028	1:53.675	10	1:52.206	1:56.133									

Weather/Track Overcast/Dry

Oulton Park
Circuit Length = 2.6920 miles.
Start: 12:06 End: 13:58

Race 1 Gentleman Drivers Sports Racing Challenge

LAP CHART

(contd.)

Lap 31			Lap 32			Lap 33			Lap 34			Lap 35		
No	Behind	Laptime	No	Behind	Laptime	No	Behind	Laptime	No	Behind	Laptime	No	Behind	Laptime
42		1:59.078												
55	3 LAPS	2:06.789												
107	3 LAPS	2:06.125												
34	4 LAPS	2:04.829												
1	10.359	1:56.212												
7	7 LAPS	2:07.641												
9	3 LAPS	2:07.346												
105	15.146	1:57.701												
37	1 LAP	2:03.292												
41	1 LAP	2:02.279												
21	1 LAP	2:02.013												
51	1 LAP	2:00.660												
6	2 LAPS	2:09.836												
96	2 LAPS	2:06.938												
11	1 LAP	2:05.687												
16	3 LAPS	2:07.890												
10	1:44.675	1:56.870												
5	1:46.347	2:00.879												
59	1 LAP	2:03.619												
22	2 LAPS	2:08.106												
24	3 LAPS	2:09.547												

Weather/Track Overcast/Dry

Oulton Park
 Circuit Length = 2.6920 miles.
 Start: 12:06 End: 13:58

Race 6 HSCC Derek Bell Trophy supported by Motor Sport magazine

QUALIFYING

POS	NO	CL	NAME	NAT	ENTRY	TIME	LAPS	GAP	MPH
1	40	A	Simon HADFIELD		Chevron B37	1:36.618	15		100.30
2	28	A	John CROWSON		Ensign MN177	1:37.207	13	0.589	99.69
3	24	A	Steve HARTLEY		Hesketh 308C	1:38.233	7	1.615	98.65
4	16	A	Michael WRIGLEY		Lola 330	1:38.840	12	2.222	98.04
5	9	B	Christian FISCHER		March 772	1:38.926	12	2.308	97.96
6	26	C	Martin O'CONNELL		Lotus 59/69	1:39.358	13	2.740	97.53
7	25	B	Andy MIDDLEHURST		Lotus 69	1:39.625	13	3.007	97.27
8	65	A	Frank LYONS		Lola T332	1:41.190	13	4.572	95.77
9	3	B	Ian JACOBS		March 742	1:41.593	10	4.975	95.39
10	1	C	Stuart TILLEY		Modus M1	1:42.645	14	6.027	94.41
11	5	A	John MONSON		Surtees TS8	1:43.104	9	6.486	93.99
12	27	B	James MURRAY		Brabham BT36	1:43.534	12	6.916	93.60
13	47	B	Chris ALFORD		March 762	1:44.278	9	7.660	92.93
14	7	C	Chris SHARPLES		Chevron B29	1:45.038	14	8.420	92.26
15	21	B	Marcus PYE		Chevron B40	1:46.793	7	10.175	90.74
16	66	A	Michael SCOTT		Lola T300	1:47.987	12	11.369	89.74
17	97	C	Peter SHAW		Brabham BT35	1:48.312	13	11.694	89.47
18	99	C	Patrick SUMNER		Kitchiner K4B	1:48.552	13	11.934	89.27
19	51	B	Mark LINSTONE		Tecno T69	1:51.118	5	14.500	87.21
20	94	F	Geoff COGAN		Gryphon C73	1:52.268	13	15.650	86.32
21	62	A	Nick SHRIGLEY-FEIGL		Chevron B28	1:52.541	12	15.923	86.11
22	30	B	Neil GLOVER		Brabham BT30	1:52.974	13	16.356	85.78
23	76	A	Mike GATT		Techcraft Brabham BT21	1:54.423	12	17.805	84.69
24	60	E	Nigel GRANT		Delta T78	1:56.677	13	20.059	83.06
25	63	B	Josephine SEBASTIAN		Chevron B29	2:12.087	10	35.469	73.37
26	55	A	Judy LYONS		McLaren M18	2:23.313	10	46.695	67.62

Weather/Track Overcast/Dry

Cars 40, 25, 26, 16, 24, 28, 62, 63, & 5 please fit working transponders

These results are provisional until the conclusion of any judicial and technical matters.

Oulton Park

Circuit Length = 2.6920 miles.

Start: 14:37 End: 15:04

Clerk of Course:	Stewards:	Timekeeper:
------------------	-----------	-------------

Race 6 HSCC Derek Bell Trophy supported by Motor Sport magazine

LAP ANALYSIS

1	Stuart TILLEY	Modus M1
1 - X:00.000	6 - 1:46.348	11 - 1:43.284
2 - 1:50.350	7 - 1:45.162	12 - 1:43.575
3 - 1:45.257	8 - 1:45.792	13 - 1:43.364
4 - 1:44.692	9 - 1:42.667	14 - 1:42.645
5 - 1:46.033	10 - 1:43.238	
3	Ian JACOBS	March 742
1 - X:00.000	6 - 1:41.955	
2 - 1:43.602	7 - 1:44.895	
3 - 1:41.593	8 - 1:41.654	
4 - 1:44.063	9 - 1:55.663P	
5 - 1:42.329	10 - 4:21.430P	
5	John MONSON	Surtees TS8
1 - X:00.000	6 - 1:44.908	
2 - 2:02.503	7 - 1:43.909	
3 - 1:50.626	8 - 1:43.104	
4 - 1:45.876	9 - 1:55.553P	
5 - 1:48.656		
7	Chris SHARPLES	Chevron B29
1 - 9:44.385	6 - 1:46.595	11 - 1:49.825
2 - 1:48.328	7 - 1:48.850	12 - 1:46.726
3 - 1:46.935	8 - 1:50.937	13 - 1:50.325
4 - 1:54.197	9 - 1:49.643	14 - 1:46.486
5 - 1:48.832	10 - 1:45.038	
9	Christian FISCHER	March 772
1 - X:00.000P	6 - 1:40.270	11 - 1:38.926
2 - 2:31.307	7 - 1:42.675	12 - 1:49.711P
3 - 1:45.607	8 - 1:39.247	
4 - 1:39.962	9 - 1:39.607	
5 - 1:42.561	10 - 1:39.396	
16	Michael WRIGLEY	Lola 330
1 - 9:41.736	6 - 1:55.740	11 - 1:38.840
2 - 1:42.293	7 - 1:40.430	12 - 1:32.156P
3 - 1:39.511	8 - 1:51.899	
4 - 1:40.986	9 - 2:22.520	
5 - 1:39.260	10 - 1:39.230	
21	Marcus PYE	Chevron B40
1 - X:00.000	6 - 1:46.793	
2 - 1:53.961	7 - 2:04.779P	
3 - 1:53.257		
4 - 1:49.480		
5 - 1:55.517		

Weather/Track Overcast/Dry
Cars 40, 25, 26, 16, 24, 28, 62, 63, & 5 please fit working transponders

Oulton Park
Circuit Length = 2.6920 miles.
Start: 14:37 End: 15:04

Race 6 HSCC Derek Bell Trophy supported by Motor Sport magazine

LAP ANALYSIS

(contd.)

24	Steve HARTLEY	Hesketh 308C	
1 -	X:00.000	6 - 1:42.320	
2 -	1:39.738	7 - 2:11.582P	
3 -	1:38.233		
4 -	1:42.091		
5 -	1:39.327		
25	Andy MIDDLEHURST	Lotus 69	
1 -	9:38.690	6 - 1:50.263P	11 - 1:39.680
2 -	1:43.156	7 - 3:05.534	12 - 2:06.820
3 -	1:40.653	8 - 1:40.145	13 - 2:13.038P
4 -	1:48.370	9 - 1:46.701	
5 -	1:44.545	10 - 1:39.625	
26	Martin O'CONNELL	Lotus 59/69	
1 -	9:40.220	6 - 2:29.527	11 - 1:40.285
2 -	1:43.360	7 - 1:40.026	12 - 1:55.645
3 -	1:39.358	8 - 1:44.195	13 - 1:56.557P
4 -	1:54.015	9 - 1:44.730	
5 -	1:41.565	10 - 1:45.836	
27	James MURRAY	Brabham BT36	
1 -	X:00.000	6 - 1:43.745	11 - 4:26.989
2 -	1:50.036	7 - 1:43.948	12 - 1:43.867
3 -	1:44.434	8 - 1:46.135	
4 -	1:43.534	9 - 1:43.549	
5 -	1:45.597	10 - 1:53.113P	
28	John CROWSON	Ensign MN177	
1 -	X:00.000	6 - 1:42.636	11 - 1:38.781
2 -	1:56.471P	7 - 1:38.724	12 - 1:40.865
3 -	2:40.696	8 - 1:42.553	13 - 1:49.647P
4 -	1:41.344	9 - 1:40.710	
5 -	1:41.526	10 - 1:37.207	
30	Neil GLOVER	Brabham BT30	
1 -	X:00.000	6 - 1:54.406	11 - 1:57.974
2 -	2:04.775	7 - 1:58.047	12 - 1:53.743
3 -	2:06.283	8 - 1:52.974	13 - 1:54.637
4 -	2:04.375	9 - 1:56.342	
5 -	1:56.423	10 - 1:53.485	
40	Simon HADFIELD	Chevron B37	
1 -	9:37.914	6 - 1:39.741	11 - 1:37.948
2 -	1:39.167	7 - 1:38.653	12 - 1:39.716
3 -	1:37.681	8 - 1:40.048	13 - 1:37.388
4 -	1:41.992	9 - 1:36.618	14 - 1:36.902
5 -	1:37.728	10 - 1:36.881	15 - 2:13.896P

Weather/Track Overcast/Dry
Cars 40, 25, 26, 16, 24, 28, 62, 63, & 5 please fit working transponders

Oulton Park
Circuit Length = 2.6920 miles.
Start: 14:37 End: 15:04

Race 6 HSCC Derek Bell Trophy supported by Motor Sport magazine

LAP ANALYSIS

(contd.)

47	Chris ALFORD	March 762
1 - X:00.000P	6 - 1:44.278	
2 - 9:58.739	7 - 1:44.375	
3 - 1:55.042	8 - 1:48.289	
4 - 1:47.746	9 - 1:45.725	
5 - 1:45.106		
51	Mark LINSTONE	Tecno T69
1 - X:00.000		
2 - 2:02.038		
3 - 1:53.146		
4 - 1:51.118		
5 - 1:51.247		
55	Judy LYONS	McLaren M18
1 - X:00.000	6 - 2:29.153	
2 - 2:36.369	7 - 2:27.523	
3 - 2:35.551	8 - 2:26.867	
4 - 2:27.758	9 - 2:32.338	
5 - 2:41.009	10 - 2:23.313	
60	Nigel GRANT	Delta T78
1 - X:00.000	6 - 1:56.822	11 - 1:57.927
2 - 1:59.055	7 - 2:00.525	12 - 1:58.785
3 - 1:57.859	8 - 1:59.365	13 - 2:08.649P
4 - 1:57.235	9 - 1:56.677	
5 - 1:57.525	10 - 2:00.884	
62	Nick SHRIGLEY-FEIGL	Chevron B28
1 - X:00.000	6 - 2:04.046	11 - 1:59.284
2 - 2:37.505	7 - 2:05.849	12 - 1:52.541
3 - 2:17.173	8 - 1:59.389	
4 - 2:08.863	9 - 2:01.931	
5 - 2:09.190	10 - 1:56.441	
63	Josephine SEBASTIAN	Chevron B29
1 - X:00.000	6 - 2:24.047	
2 - 2:37.008	7 - 2:20.064	
3 - 2:32.366	8 - 2:18.668	
4 - 2:27.425	9 - 2:12.087	
5 - 2:25.831	10 - 2:15.607	
65	Frank LYONS	Lola T332
1 - 9:39.575	6 - 1:45.061	11 - 1:45.004
2 - 1:45.037	7 - 1:54.311P	12 - 1:43.091
3 - 1:43.672	8 - 2:13.521	13 - 1:49.685P
4 - 1:43.316	9 - 1:44.773	
5 - 1:46.566	10 - 1:41.190	

Weather/Track Overcast/Dry
Cars 40, 25, 26, 16, 24, 28, 62, 63, & 5 please fit working transponders

Oulton Park
Circuit Length = 2.6920 miles.
Start: 14:37 End: 15:04

Race 6 HSCC Derek Bell Trophy supported by Motor Sport magazine

LAP ANALYSIS

(contd.)

66	Michael SCOTT	Lola T300
1 - X:00.000	6 - 1:48.774	11 - 1:53.469
2 - 2:01.732	7 - 1:51.869	12 - 2:04.461P
3 - 1:52.164	8 - 1:51.356	
4 - 1:49.524	9 - 2:07.942P	
5 - 1:47.987	10 - 2:45.952	
76	Mike GATT	Techcraft Brabham BT21
1 - X:00.000	6 - 1:59.109	11 - 1:54.646
2 - 2:07.289	7 - 1:54.431	12 - 1:55.740
3 - 2:00.721	8 - 1:54.969	
4 - 1:56.461	9 - 1:54.423	
5 - 1:57.124	10 - 1:55.502	
94	Geoff COGAN	Gryphon C73
1 - X:00.000	6 - 1:57.686	11 - 1:53.905
2 - 2:01.439	7 - 1:54.932	12 - 1:52.268
3 - 1:53.146	8 - 2:05.764	13 - 2:14.065P
4 - 1:53.682	9 - 1:55.826	
5 - 1:52.503	10 - 1:52.550	
97	Peter SHAW	Brabham BT35
1 - X:00.000	6 - 1:59.449	11 - 1:51.439
2 - 2:03.213	7 - 2:01.082	12 - 1:50.969
3 - 2:04.548	8 - 1:51.528	13 - 1:48.312
4 - 1:54.497	9 - 1:50.241	
5 - 1:55.663	10 - 1:50.166	
99	Patrick SUMNER	Kitchiner K4B
1 - X:00.000	6 - 1:50.795	11 - 1:48.552
2 - 1:58.029	7 - 1:51.682	12 - 1:49.937
3 - 1:53.068	8 - 1:49.544	13 - 1:50.098
4 - 1:51.409	9 - 1:50.780	
5 - 1:51.544	10 - 1:50.869	

Race 6 HSCC Derek Bell Trophy supported by Motor Sport magazine

GRID

ROW 13	2:12.087 63 SEBASTIAN	2:23.313 55 LYONS
ROW 12	1:54.423 76 GATT	1:56.677 60 GRANT
ROW 11	1:52.541 62 SHRIGLEY-FEIGL	1:52.974 30 GLOVER
ROW 10	1:51.118 51 LINSTONE	1:52.268 94 COGAN
ROW 9	1:48.312 97 SHAW	1:48.552 99 SUMNER
ROW 8	1:46.793 21 PYE	1:47.987 66 SCOTT
ROW 7	1:44.278 47 ALFORD	1:45.038 7 SHARPLES
ROW 6	1:43.104 5 MONSON	1:43.534 27 MURRAY
ROW 5	1:41.593 3 JACOBS	1:42.645 1 TILLEY
ROW 4	1:39.625 25 MIDDLEHURST	1:41.190 65 LYONS
ROW 3	1:38.926 9 FISCHER	1:39.358 26 O'CONNELL
ROW 2	1:38.233 24 HARTLEY	1:38.840 16 WRIGLEY
ROW 1	1:36.618 40 HADFIELD	1:37.207 28 CROWSON

POLE


 Weather: Track Dry, Overcast, Dry. Circuit Length = 2.6920 miles. Start: 14:37 End: 15:04
 Cars 40, 25, 26, 16, 24, 28, 62, 65, & 5 please fit working transponders.
 These results are provisional until the conclusion of any judicial and technical matters.

Clerk of Course:	Stewards:	Timekeeper:
------------------	-----------	-------------

Race 6 HSCC Derek Bell Trophy supported by Motor Sport magazine

RACE RESULT

POS	NO	CL	NAME	NAT	ENTRY	TIME	LAPS	GAP	MPH	BEST
1	40	A	Simon HADFIELD		Chevron B37	19:56.621	12		97.18	1:37.421
2	9	B	Christian FISCHER		March 772	20:14.802	12	18.181	95.73	1:39.702
3	24	A	Steve HARTLEY		Hesketh 308C	20:26.183	12	29.562	94.84	1:40.541
4	26	C	Martin O'CONNELL		Lotus 59/69	20:27.309	12	30.688	94.75	1:40.751
5	65	A	Frank LYONS		Lola T332	20:32.479	12	35.858	94.35	1:40.838
6	3	B	Ian JACOBS		March 742	20:33.673	12	37.052	94.26	1:40.945
7	25	B	Andy MIDDLEHURST		Lotus 69	20:34.448	12	37.827	94.20	1:41.232
8	27	B	James MURRAY		Brabham BT36	20:49.765	12	53.144	93.05	1:42.634
9	1	C	Stuart TILLEY		Modus M1	20:58.772	12	1:02.151	92.38	1:42.745
10	66	A	Michael SCOTT		Lola T300	21:37.484	12	1:40.863	89.63	1:44.745
11	7	C	Chris SHARPLES		Chevron B29	21:39.766	12	1:43.145	89.47	1:46.464
12	21	B	Marcus PYE		Chevron B40	20:00.469	11	1 LAP	88.80	1:47.004
13	97	C	Peter SHAW		Brabham BT35	20:10.724	11	1 LAP	88.04	1:47.625
14	99	C	Patrick SUMNER		Kitchiner K4B	20:13.636	11	1 LAP	87.83	1:47.962
15	62	A	Nick SHRIGLEY-FEIGL		Chevron B28	20:46.987	11	1 LAP	85.48	1:49.879
16	30	B	Neil GLOVER		Brabham BT30	21:14.342	11	1 LAP	83.65	1:53.257
17	60	E	Nigel GRANT		Delta T78	20:08.067	10	2 LAPS	80.22	1:58.137
18	63	B	Josephine SEBASTIAN		Chevron B29	21:01.235	10	2 LAPS	76.83	2:01.694

NOT CLASSIFIED

47	B	Chris ALFORD	March 762	14:07.258	8	D.N.F.	91.50	1:42.574
55	A	Judy LYONS	McLaren M18	14:50.912	6	D.N.F.	65.26	2:19.257
28	A	John CROWSON	Ensign MN177	8:31.430	5	D.N.F.	94.74	1:38.630
5	A	John MONSON	Surtees TS8	5:33.896	3	D.N.F.	87.07	1:48.579
16	A	Michael WRIGLEY	Lola 330	1:51.294	1	D.N.F.	87.07	
51	B	Mark LINSTONE	Tecno T69		0	D.N.F.	N/A	

FASTEST LAP

40	A	Simon HADFIELD	Chevron B37	1:37.421	2	99.47mph	160.09kph
9	B	Christian FISCHER	March 772	1:39.702	7	97.20mph	156.43kph
26	C	Martin O'CONNELL	Lotus 59/69	1:40.751	2	96.19mph	154.80kph
60	E	Nigel GRANT	Delta T78	1:58.137	4	82.03mph	132.02kph

Weather/Track Bright/Dry

These results are provisional until the conclusion of any judicial and technical matters.

Oulton Park
Circuit Length = 2.6920 miles.
Start: 15:46 End: 16:06

Clerk of Course:	Stewards:	Timekeeper:
------------------	-----------	-------------

Race 6 HSCC Derek Bell Trophy supported by Motor Sport magazine

LAP CHART

Lap 1			Lap 2			Lap 3			Lap 4			Lap 5		
No	Behind	Laptime	No	Behind	Laptime	No	Behind	Laptime	No	Behind	Laptime	No	Behind	Laptime
40		1:40.410	40		1:37.421	40		1:39.066	40		1:38.765	40		1:38.606
28	2.285	1:42.695	28	3.494	1:38.630	28	3.649	1:39.221	28	13.737	1:48.853	28	17.162	1:42.031
26	6.404	1:46.814	26	9.734	1:40.751	9	10.563	1:39.845	9	14.180	1:42.382	9	17.437	1:41.863
9	6.598	1:47.008	9	9.784	1:40.607	26	12.156	1:41.488	26	15.250	1:41.859	26	18.441	1:41.797
24	7.645	1:48.055	24	12.536	1:42.312	24	15.105	1:41.635	24	17.992	1:41.652	24	21.083	1:41.697
65	8.470	1:48.880	65	14.743	1:43.694	65	16.937	1:41.260	65	19.778	1:41.606	65	22.010	1:40.838
25	9.185	1:49.595	25	15.398	1:43.634	25	18.412	1:42.080	25	22.520	1:42.873	63	1 LAP	2:05.331
3	9.351	1:49.761	3	15.706	1:43.776	3	18.705	1:42.065	3	22.778	1:42.838	25	25.472	1:41.558
27	10.454	1:50.864	27	17.230	1:44.197	27	21.225	1:43.061	27	25.969	1:43.509	3	26.542	1:42.370
16	10.884	1:51.294P	1	21.987	1:45.797	1	26.353	1:43.432	1	30.333	1:42.745	27	29.997	1:42.634
47	13.231	1:53.641	47	22.410	1:46.600	47	28.218	1:44.874	47	33.343	1:43.890	1	34.779	1:43.052
1	13.611	1:54.021	7	23.753	1:46.757	7	32.153	1:47.466	7	40.831	1:47.443	47	39.297	1:44.560
7	14.417	1:54.827	5	26.679	1:48.579	5	36.999	1:49.386	55	1 LAP	2:29.201	7	49.493	1:47.268
5	15.521	1:55.931	66	28.704	1:48.595	66	37.506	1:47.868	66	47.790	1:49.049	66	58.380	1:49.196
21	17.347	1:57.757	21	29.350	1:49.424	21	38.610	1:48.326	21	49.447	1:49.602	21	58.924	1:48.083
66	17.530	1:57.940	97	31.699	1:49.892	97	42.388	1:49.755	97	51.876	1:48.253	97	1:01.517	1:48.247
97	19.228	1:59.638	99	32.168	1:49.848	99	43.251	1:50.149	99	52.448	1:47.962	99	1:02.177	1:48.335
99	19.741	2:00.151	62	35.268	1:50.577	62	49.999	1:53.797	62	1:03.513	1:52.279	62	1:17.876	1:52.969
62	22.112	2:02.522	30	39.304	1:53.257	30	53.861	1:53.623	30	1:08.379	1:53.283	30	1:25.022	1:55.249
30	23.468	2:03.878	60	50.558	2:00.788	60	1:10.496	1:59.004	60	1:29.868	1:58.137	55	1 LAP	2:26.614
60	27.191	2:07.601	63	1:10.213	2:08.298	63	1:36.720	2:05.573						
63	39.336	2:19.746	55	1:33.987	2:19.257									
55	52.151	2:32.561												

Weather/Track Bright/Dry

Oulton Park
Circuit Length = 2.6920 miles.
Start: 15:46 End: 16:06

Race 6 HSCC Derek Bell Trophy supported by Motor Sport magazine

LAP CHART

(contd.)

Lap 6			Lap 7			Lap 8			Lap 9			Lap 10		
No	Behind	Laptime	No	Behind	Laptime	No	Behind	Laptime	No	Behind	Laptime	No	Behind	Laptime
40		1:40.493	40		1:40.791	40		1:40.440	40		1:38.904	40		1:40.547
60	1 LAP	1:58.543	9	16.714	1:39.702	30	1 LAP	1:55.917	62	1 LAP	1:49.879	63	2 LAPS	2:01.694
9	17.803	1:40.859	26	20.483	1:41.189	9	16.484	1:40.210	9	18.046	1:40.466	9	18.452	1:40.953
26	20.085	1:42.137	24	21.383	1:40.783	26	21.211	1:41.168	26	23.351	1:41.044	62	1 LAP	1:49.940
24	21.391	1:40.801	65	23.941	1:42.192	24	21.774	1:40.831	24	23.411	1:40.541	26	24.262	1:41.458
65	22.540	1:41.023	25	28.891	1:42.137	65	24.730	1:41.229	65	27.533	1:41.707	24	24.381	1:41.517
25	27.545	1:42.566	3	29.106	1:41.454	25	29.683	1:41.232	25	32.440	1:41.661	65	30.024	1:43.038
3	28.443	1:42.394	60	1 LAP	2:01.503	3	30.148	1:41.482	3	32.570	1:41.326	3	32.968	1:40.945
27	33.180	1:43.676	27	36.120	1:43.731	27	39.899	1:44.219	30	1 LAP	1:58.627	25	34.592	1:42.699
1	39.553	1:45.267	1	42.373	1:43.611	1	46.122	1:44.189	27	44.694	1:43.699	27	47.733	1:43.586
47	43.535	1:44.731	55	2 LAPS	2:31.480	47	51.266	1:46.388	1	50.589	1:43.371	30	1 LAP	1:55.660
63	1 LAP	2:05.070	47	45.318	1:42.574	60	1 LAP	2:01.793	60	1 LAP	2:00.715	1	53.765	1:43.723
7	57.014	1:48.014	7	1:05.332	1:49.109	7	1:12.045	1:47.153	7	1:19.605	1:46.464	7	1:28.408	1:49.350
66	1:05.377	1:47.490	63	1 LAP	2:03.305	66	1:18.809	1:47.381	66	1:26.151	1:46.246	66	1:31.599	1:45.995
21	1:06.458	1:48.027	66	1:11.868	1:47.282	21	1:19.320	1:47.073	21	1:27.420	1:47.004	60	1 LAP	2:01.340
97	1:09.111	1:48.087	21	1:12.687	1:47.020	97	1:27.208	1:51.703	97	1:37.174	1:48.870	21	1:34.687	1:47.814
99	1:10.887	1:49.203	97	1:15.945	1:47.625	99	1:28.901	1:50.849	99	1:39.851	1:49.854			
62	1:28.999	1:51.616	99	1:18.492	1:48.396	55	2 LAPS	2:31.799						
30	1:40.175	1:55.646	62	1:39.645	1:51.437	63	1 LAP	2:04.004						

Weather/Track Bright/Dry

Oulton Park
Circuit Length = 2.6920 miles.
Start: 15:46 End: 16:06

**Race 6 HSCC Derek Bell Trophy supported by Motor Sport magazine
LAP CHART**

(contd.)

Lap 11			Lap 12			Lap 13			Lap 14			Lap 15		
No	Behind	Laptime	No	Behind	Laptime	No	Behind	Laptime	No	Behind	Laptime	No	Behind	Laptime
40		1:39.799	40		1:41.379									
97	1 LAP	1:49.218	21	1 LAP	1:50.339									
99	1 LAP	1:49.646	60	2 LAPS	1:58.643									
9	19.023	1:40.370	97	1 LAP	1:49.436									
24	29.034	1:44.452	99	1 LAP	1:49.243									
26	30.081	1:45.618	9	18.181	1:40.537									
62	1 LAP	1:53.212	24	29.562	1:41.907									
65	34.847	1:44.622	26	30.688	1:41.986									
3	36.005	1:42.836	65	35.858	1:42.390									
25	36.559	1:41.766	3	37.052	1:42.426									
63	2 LAPS	2:05.341	25	37.827	1:42.647									
27	51.008	1:43.074	62	1 LAP	1:58.759									
1	58.291	1:44.325	27	53.144	1:43.515									
30	1 LAP	1:54.947	1	1:02.151	1:45.239									
7	1:37.068	1:48.459	63	2 LAPS	2:02.873									
66	1:37.497	1:45.697	30	1 LAP	1:54.255									
			66	1:40.863	1:44.745									
			7	1:43.145	1:47.456									

Weather/Track Bright/Dry

Oulton Park
Circuit Length = 2.6920 miles.
Start: 15:46 End: 16:06

Race 16 HSCC Derek Bell Trophy supported by Motor Sport magazine

GRID

ROW 13	94	COGAN	
ROW 12	16	WRIGLEY	51 LINSTONE
ROW 11		1:38.630	1:48.579
	28	CROWSON	5 MONSON
ROW 10		1:42.574	2:19.257
	47	ALFORD	55 LYONS
ROW 9		1:58.137	2:01.694
	60	GRANT	63 SEBASTIAN
ROW 8		1:49.879	1:53.257
	62	SHRIGLEY-FEIGL	30 GLOVER
ROW 7		1:47.625	1:47.962
	97	SHAW	99 SUMNER
ROW 6		1:46.464	1:47.004
	7	SHARPLES	21 PYE
ROW 5		1:42.745	1:44.745
	1	TILLEY	66 SCOTT
ROW 4		1:41.232	1:42.634
	25	MIDDLEHURST	27 MURRAY
ROW 3		1:40.838	1:40.945
	65	LYONS	3 JACOBS
ROW 2		1:40.541	1:40.751
	24	HARTLEY	26 O'CONNELL
ROW 1		1:38.606	1:39.702
	40	HADFIELD	9 FISCHER
POLE			

Weather: Track: Bright, Dry

Circuit: Park

Circuit Length = 2.6920 miles.


These results are provisional until the conclusion of any judicial and technical matters.

Start: 15:46 End: 16:06

Clerk of Course:	Stewards:	Timekeeper:
------------------	-----------	-------------

**Race 16 HSCC Derek Bell Trophy supported by Motor Sport magazine
GRID AMENDED**

ROW 11	16 WRIGLEY	
ROW 10	51 LINSTONE	94 COGAN
ROW 9	63 SEBASTIAN	47 ALFORD
ROW 8	30 GLOVER	60 GRANT
ROW 7	99 SUMNER	62 SHRIGLEY-FEIGL
ROW 6	21 PYE	97 SHAW
ROW 5	1 TILLEY	7 SHARPLES
ROW 4	25 MIDDLEHURST	27 MURRAY
ROW 3	65 LYONS	3 JACOBS
ROW 2	24 HARTLEY	26 O'CONNELL
ROW 1	40 HADFIELD	9 FISCHER
	POLE	



Weather: Track: Bright, Dry Circuit: Park Circuit Length = 2.6920 miles.

These results are provisional until the conclusion of any judicial and technical matters. Start: 15:46 End: 16:06

Clerk of Course:	Stewards:	Timekeeper:
------------------	-----------	-------------

Race 16 HSCC Derek Bell Trophy supported by Motor Sport magazine

RACE RESULT

POS	NO	CL	NAME	NAT	ENTRY	TIME	LAPS	GAP	MPH	BEST
1	40	A	Simon HADFIELD		Chevron B37	21:12.143	13		99.03	1:36.654
2	9	B	Christian FISCHER		March 772	21:15.616	13	3.473	98.76	1:37.082
3	26	C	Martin O'CONNELL		Lotus 59/69	22:06.359	13	54.216	94.98	1:41.037
4	3	B	Ian JACOBS		March 742	22:09.935	13	57.792	94.73	1:40.893
5	65	A	Frank LYONS		Lola T332	22:10.547	13	58.404	94.68	1:39.725
6	25	B	Andy MIDDLEHURST		Lotus 69	22:29.507	13	1:17.364	93.35	1:41.988
7	27	B	James MURRAY		Brabham BT36	22:31.376	13	1:19.233	93.22	1:42.567
8	47	B	Chris ALFORD		March 762	22:40.465	13	1:28.322	92.60	1:42.627
9	1	C	Stuart TILLEY		Modus M1	22:50.189	13	1:38.046	91.94	1:42.632
10	7	C	Chris SHARPLES		Chevron B29	21:18.107	12	1 LAP	90.99	1:44.729
11	21	B	Marcus PYE		Chevron B40	21:38.054	12	1 LAP	89.59	1:45.740
12	51	B	Mark LINSTONE		Tecno T69	21:58.595	12	1 LAP	88.19	1:47.348
13	62	A	Nick SHRIGLEY-FEIGL		Chevron B28	22:00.037	12	1 LAP	88.09	1:45.497
14	99	C	Patrick SUMNER		Kitchiner K4B	22:09.840	12	1 LAP	87.45	1:48.721
15	94	F	Geoff COGAN		Gryphon C73	22:32.874	12	1 LAP	85.96	1:49.985
16	30	B	Neil GLOVER		Brabham BT30	22:55.037	12	1 LAP	84.57	1:52.083
17	60	E	Nigel GRANT		Delta T78	21:49.320	11	2 LAPS	81.41	1:55.793

NOT CLASSIFIED

16	A	Michael WRIGLEY	Chevron B32	10:57.956	6	D.N.F.	88.37	1:44.287
63	B	Josephine SEBASTIAN	Chevron B29	2:16.970	1	D.N.F.	70.75	2:16.970

FASTEST LAP

40	A	Simon HADFIELD	Chevron B37	1:36.654	2	100.26mph	161.36kph
9	B	Christian FISCHER	March 772	1:37.082	5	99.82mph	160.65kph
26	C	Martin O'CONNELL	Lotus 59/69	1:41.037	8	95.91mph	154.36kph
94	F	Geoff COGAN	Gryphon C73	1:49.985	4	88.11mph	141.80kph
60	E	Nigel GRANT	Delta T78	1:55.793	6	83.69mph	134.69kph

Weather/Track Sunny/Dry

Car 16 - Last lap into pits disallowed - used Fosters circuit.

These results are provisional until the conclusion of any judicial and technical matters.

Oulton Park

Circuit Length = 2.6920 miles.

Start: 16:43 End: 17:04

Clerk of Course:	Stewards:	Timekeeper:
------------------	-----------	-------------

Race 16 HSCC Derek Bell Trophy supported by Motor Sport magazine

LAP CHART

Lap 1			Lap 2			Lap 3			Lap 4			Lap 5		
No	Behind	Laptime	No	Behind	Laptime	No	Behind	Laptime	No	Behind	Laptime	No	Behind	Laptime
40		1:40.340	40		1:36.654	40		1:37.243	40		1:37.108	40		1:36.844
9	1.670	1:42.010	9	2.956	1:37.940	9	3.146	1:37.433	9	3.172	1:37.134	9	3.410	1:37.082
65	4.801	1:45.141	65	10.812	1:42.665	65	15.848	1:42.279	26	20.765	1:41.542	26	25.298	1:41.377
26	5.948	1:46.288	26	11.499	1:42.205	26	16.331	1:42.075	65	22.306	1:43.566	65	28.698	1:43.236
3	6.767	1:47.107	3	12.981	1:42.868	3	18.278	1:42.540	3	24.567	1:43.397	3	29.617	1:41.894
25	7.104	1:47.444	25	13.452	1:43.002	25	18.659	1:42.450	25	25.299	1:43.748	25	30.473	1:42.018
27	10.122	1:50.462	27	18.499	1:45.031	27	26.406	1:45.150	27	32.758	1:43.460	27	39.987	1:44.073
7	11.440	1:51.780	7	21.260	1:46.474	1	28.728	1:43.990	1	35.074	1:43.454	1	41.403	1:43.173
21	12.368	1:52.708	1	21.981	1:45.802	7	30.293	1:46.276	7	37.914	1:44.729	7	46.614	1:45.544
1	12.833	1:53.173	21	22.543	1:46.829	21	31.040	1:45.740	47	39.270	1:45.028	47	46.933	1:44.507
47	13.432	1:53.772	47	23.133	1:46.355	47	31.350	1:45.460	21	39.910	1:45.978	21	50.802	1:47.736
99	16.212	1:56.552	99	30.427	1:50.869	51	44.040	1:50.674	62	54.800	1:47.643	62	1:03.453	1:45.497
51	16.503	1:56.843	51	30.609	1:50.760	62	44.265	1:48.289	16	56.360	1:48.195	16	1:03.803	1:44.287
62	18.795	1:59.135	62	33.219	1:51.078	16	45.273	1:49.037	51	57.348	1:50.416	51	1:09.440	1:48.936
16	19.111	1:59.451	16	33.479	1:51.022	99	46.193	1:53.009	99	58.309	1:49.224	99	1:10.186	1:48.721
94	21.036	2:01.376	94	35.249	1:50.867	94	48.006	1:50.000	94	1:00.883	1:49.985	94	1:15.166	1:51.127
60	23.991	2:04.331	60	43.949	1:56.612	30	1:02.313	1:55.142	30	1:17.288	1:52.083	30	1:33.314	1:52.870
30	24.364	2:04.704	30	44.414	1:56.704	60	1:04.290	1:57.584	60	1:23.666	1:56.484			
63	36.630	2:16.970												

Weather/Track Sunny/Dry
 Car 16 - Last lap into pits disallowed - used Fosters circuit.

Oulton Park
 Circuit Length = 2.6920 miles.
 Start: 16:43 End: 17:04

Race 16 HSCC Derek Bell Trophy supported by Motor Sport magazine

LAP CHART

(contd.)

Lap 6			Lap 7			Lap 8			Lap 9			Lap 10		
No	Behind	Laptime	No	Behind	Laptime	No	Behind	Laptime	No	Behind	Laptime	No	Behind	Laptime
40		1:36.660	40		1:36.704	40		1:36.938	40		1:38.223	40		1:40.301
9	4.095	1:37.345	9	6.063	1:38.672	9	6.637	1:37.512	9	5.909	1:37.495	9	3.731	1:38.123
60	1 LAP	1:56.662	30	1 LAP	1:53.887	94	1 LAP	1:53.683	51	1 LAP	1:47.662	62	1 LAP	1:51.583
26	29.729	1:41.091	60	1 LAP	1:55.793	30	1 LAP	1:53.353	99	1 LAP	1:49.305	51	1 LAP	1:47.348
65	33.962	1:41.924	26	34.167	1:41.142	26	38.266	1:41.037	94	1 LAP	1:51.494	99	1 LAP	1:49.094
3	35.154	1:42.197	65	40.026	1:42.768	60	1 LAP	1:56.378	26	41.180	1:41.137	94	1 LAP	1:52.140
25	35.801	1:41.988	3	40.418	1:41.968	3	46.037	1:42.557	30	1 LAP	1:52.770	26	42.536	1:41.657
27	45.937	1:42.610	25	41.159	1:42.062	65	46.557	1:43.469	3	49.023	1:41.209	3	49.734	1:41.012
1	48.435	1:43.692	27	52.576	1:43.343	25	46.954	1:42.733	25	51.095	1:42.364	65	53.765	1:41.873
47	53.861	1:43.588	1	55.394	1:43.663	27	58.586	1:42.948	65	52.193	1:43.859	25	54.638	1:43.844
7	56.111	1:46.157	47	1:00.179	1:43.022	1	1:01.088	1:42.632	27	1:03.595	1:43.232	30	1 LAP	1:54.690
21	1:01.899	1:47.757	7	1:05.890	1:46.483	47	1:06.234	1:42.993	60	1 LAP	1:56.794	27	1:05.861	1:42.567
62	1:12.419	1:45.626	21	1:13.615	1:48.420	7	1:14.751	1:45.799	1	1:05.829	1:42.964	1	1:11.188	1:45.660
16	1:13.107	1:45.964	62	1:22.711	1:46.996	21	1:24.827	1:48.150	47	1:11.039	1:43.028	47	1:14.513	1:43.775
51	1:22.165	1:49.385	51	1:34.474	1:49.013	62	1:33.594	1:47.821	7	1:22.079	1:45.551	7	1:28.116	1:46.338
99	1:22.343	1:48.817	99	1:36.321	1:50.682				21	1:35.615	1:49.011	60	1 LAP	2:05.798
94	1:30.521	1:52.015												

Weather/Track Sunny/Dry
Car 16 - Last lap into pits disallowed - used Fosters circuit.

Oulton Park
Circuit Length = 2.6920 miles.
Start: 16:43 End: 17:04

Race 16 HSCC Derek Bell Trophy supported by Motor Sport magazine

LAP CHART

(contd.)

Lap 11			Lap 12			Lap 13			Lap 14			Lap 15		
No	Behind	Laptime	No	Behind	Laptime	No	Behind	Laptime	No	Behind	Laptime	No	Behind	Laptime
40		1:37.055	40		1:38.707	40		1:39.366						
9	4.000	1:37.324	9	4.202	1:38.909	9	3.473	1:38.637						
21	1 LAP	1:50.516	60	2 LAPS	2:01.077	7	1 LAP	1:47.067						
62	1 LAP	1:55.286	21	1 LAP	1:48.050	21	1 LAP	1:47.159						
51	1 LAP	1:48.551	62	1 LAP	1:51.646	60	2 LAPS	2:01.807						
99	1 LAP	1:53.606	51	1 LAP	1:51.365	51	1 LAP	1:47.642						
26	48.260	1:42.779	99	1 LAP	1:49.827	62	1 LAP	1:49.437						
94	1 LAP	1:52.259	26	51.258	1:41.705	26	54.216	1:42.324						
3	53.583	1:40.904	3	56.265	1:41.389	99	1 LAP	1:50.134						
65	56.931	1:40.221	65	58.045	1:39.821	3	57.792	1:40.893						
25	1:03.656	1:46.073	94	1 LAP	1:52.210	65	58.404	1:39.725						
27	1:11.518	1:42.712	25	1:10.531	1:45.582	25	1:17.364	1:46.199						
30	1 LAP	1:53.198	27	1:15.712	1:42.901	27	1:19.233	1:42.887						
1	1:17.340	1:43.207	1	1:22.789	1:44.156	94	1 LAP	1:55.718						
47	1:20.085	1:42.627	47	1:24.309	1:42.931	47	1:28.322	1:43.379						
7	1:36.970	1:45.909	30	1 LAP	1:53.360	1	1:38.046	1:54.623						
						30	1 LAP	1:52.276						

Weather/Track Sunny/Dry
Car 16 - Last lap into pits disallowed - used Fosters circuit.

Oulton Park
Circuit Length = 2.6920 miles.
Start: 16:43 End: 17:04

Race 10 Vredestein JEC Jaguar XK Championship

QUALIFYING

POS	NO	CL	NAME	NAT	ENTRY	TIME	LAPS	GAP	MPH
1	18	D	Darren MCWHIRTER		Jaguar XK120	2:03.605	10		78.40
2	1	D	Graeme DODD		Jaguar XK120	2:03.692	8	0.087	78.34
3	33	D	Nigel WEBB		Jaguar XK120	2:05.661	5	2.056	77.12
4	32	D	John CHISHOLM		Jaguar XK120	2:09.646	8	6.041	74.75
5	24	B	Trevor GROOM		Jaguar XK140	2:11.433	9	7.828	73.73
6	17	D	David HALL		Jaguar XK120	2:11.589	9	7.984	73.64
7	4	D	Stuart DAUGHTERS		Jaguar XK140	2:12.543	9	8.938	73.11
8	59	C	Malcolm VEREY		Jaguar XK150S	2:14.053	8	10.448	72.29
9	5	D	Richard HACKETT		Jaguar XK120	2:14.879	9	11.274	71.85
10	20	C	Michael O'SHEA		Jaguar XK150S	2:14.930	9	11.325	71.82
11	12	C	Grahame BULL		Jaguar XK150	2:15.225	8	11.620	71.66
12	29	C	Mark GIBBON		Jaguar XK120	2:15.681	8	12.076	71.42
13	2	C	Chris KEITH-LUCAS		Jaguar XK120	2:16.595	9	12.990	70.94
14	7	B	Brian ARCULUS		Jaguar XK120	2:17.192	9	13.587	70.64
15	43	B	Paul DE HAVILLAND		Jaguar XK150	2:19.172	8	15.567	69.63
16	23	C	Graham LOVE		Jaguar XK150	2:19.657	9	16.052	69.39
17	49	B	Simon HOPE		Jaguar XK140	2:20.106	9	16.501	69.17
18	42	B	Geoff OTLEY		Jaguar XK120	2:21.308	9	17.703	68.58
19	40	C	Claire KEITH LUCAS		Jaguar XK150S	2:24.921	8	21.316	66.87
20	36	B	Nicholas WILKINS		Jaguar XK120	2:25.079	8	21.474	66.79
21	46	B	Edward LABINJOH		Jaguar XK140	2:30.506	8	26.901	64.39
22	31	B	Roger WOODBRIDGE		Jaguar XK120	2:31.125	4	27.520	64.12

Weather/Track Overcast/Dry

Oulton Park
Circuit Length = 2.6920 miles.
Start: 15:20 End: 15:40

These results are provisional until the conclusion of any judicial and technical matters.

Clerk of Course:	Stewards:	Timekeeper:
------------------	-----------	-------------

Race 10 Vredestein JEC Jaguar XK Championship

LAP ANALYSIS

1	Graeme DODD	Jaguar XK120
1 -	X:00.000	6 - 2:28.370
2 -	2:03.692	7 - 2:08.864
3 -	2:04.811	8 - 2:15.587P
4 -	2:04.971	
5 -	2:13.456	
2	Chris KEITH-LUCAS	Jaguar XK120
1 -	X:00.000	6 - 2:16.805
2 -	2:21.497	7 - 2:20.361
3 -	2:18.189	8 - 2:18.716
4 -	2:18.330	9 - 2:18.386
5 -	2:16.595	
4	Stuart DAUGHTERS	Jaguar XK140
1 -	X:00.000	6 - 2:13.753
2 -	2:15.934	7 - 2:15.410
3 -	2:15.697	8 - 2:13.905
4 -	2:13.059	9 - 2:13.447
5 -	2:12.543	
5	Richard HACKETT	Jaguar XK120
1 -	X:00.000	6 - 2:16.674
2 -	2:17.268	7 - 2:16.713
3 -	2:15.846	8 - 2:14.879
4 -	2:16.797	9 - 2:42.914P
5 -	2:17.707	
7	Brian ARCULUS	Jaguar XK120
1 -	X:00.000	6 - 2:20.416
2 -	2:24.637	7 - 2:33.431
3 -	2:18.681	8 - 2:17.192
4 -	2:25.448	9 - 2:18.843
5 -	2:20.280	
8	TBD	
1 -	X:00.000	
2 -	2:30.590	
3 -	4:54.323	
4 -	7:16.831	
5 -	2:25.388	
12	Grahame BULL	Jaguar XK150
1 -	X:00.000	6 - 2:17.656
2 -	2:17.091	7 - 2:16.397
3 -	2:16.416	8 - 2:29.602P
4 -	2:17.958	
5 -	2:15.225	

Weather/Track Overcast/Dry

Oulton Park
 Circuit Length = 2.6920 miles.
 Start: 15:20 End: 15:40

Race 10 Vredestein JEC Jaguar XK Championship LAP ANALYSIS

(contd.)

17	David HALL	Jaguar XK120
1 - X:00.000	6 - 2:12.063	
2 - 2:17.128	7 - 2:11.589	
3 - 2:13.690	8 - 2:12.701	
4 - 2:16.737	9 - 2:12.673	
5 - 2:12.489		
18	Darren MCWHIRTER	Jaguar XK120
1 - X:00.000	6 - 2:09.388	
2 - 2:05.167	7 - 2:06.868	
3 - 2:03.605	8 - 2:06.133	
4 - 2:04.956	9 - 2:08.435	
5 - 2:06.287	10 - 2:11.952	
20	Michael O'SHEA	Jaguar XK150S
1 - X:00.000	6 - 2:14.930	
2 - 2:18.211	7 - 2:18.119	
3 - 2:18.771	8 - 2:21.650	
4 - 2:14.971	9 - 2:16.582	
5 - 2:15.710		
23	Graham LOVE	Jaguar XK150
1 - X:00.000	6 - 2:22.045	
2 - 2:21.069	7 - 2:20.979	
3 - 2:21.663	8 - 2:22.465	
4 - 2:21.249	9 - 2:19.657	
5 - 2:21.428		
24	Trevor GROOM	Jaguar XK140
1 - X:00.000	6 - 2:12.558	
2 - 2:14.094	7 - 2:12.367	
3 - 2:20.982	8 - 2:11.626	
4 - 2:11.433	9 - 2:15.016	
5 - 2:11.976		
29	Mark GIBBON	Jaguar XK120
1 - X:00.000	6 - 3:36.565	
2 - 2:26.230	7 - 2:16.250	
3 - 2:17.304	8 - 2:15.681	
4 - 2:17.405		
5 - 2:29.057P		
31	Roger WOODBRIDGE	Jaguar XK120
1 - X:00.000		
2 - 2:32.068		
3 - 2:31.125		
4 - 2:32.308		

Weather/Track Overcast/Dry

Oulton Park
Circuit Length = 2.6920 miles.
Start: 15:20 End: 15:40

Race 10 Vredestein JEC Jaguar XK Championship

LAP ANALYSIS

(contd.)

32	John CHISHOLM	Jaguar XK120
1 - X:00.000	6 - 2:11.979	
2 - 2:11.916	7 - 2:13.708	
3 - 2:10.366	8 - 2:26.633P	
4 - 2:16.428		
5 - 2:09.646		
33	Nigel WEBB	Jaguar XK120
1 - X:00.000		
2 - 2:05.995		
3 - 2:08.940		
4 - 2:05.661		
5 - 2:11.691P		
36	Nicholas WILKINS	Jaguar XK120
1 - X:00.000	6 - 2:25.870	
2 - 2:29.562	7 - 2:25.151	
3 - 2:29.867	8 - 2:25.079	
4 - 2:28.179		
5 - 2:27.418		
40	Claire KEITH LUCAS	Jaguar XK150S
1 - X:00.000	6 - 2:24.921	
2 - 2:31.803	7 - 2:24.991	
3 - 2:29.555	8 - 2:24.958	
4 - 2:26.750		
5 - 2:26.842		
42	Geoff OTLEY	Jaguar XK120
1 - X:00.000	6 - 2:21.308	
2 - 2:22.166	7 - 2:24.046	
3 - 2:21.487	8 - 2:21.345	
4 - 2:22.636	9 - 2:22.256	
5 - 2:22.692		
43	Paul DE HAVILLAND	Jaguar XK150
1 - X:00.000	6 - 2:39.693	
2 - 2:23.832	7 - 2:19.851	
3 - 2:19.172	8 - 2:18.472P	
4 - 2:22.927		
5 - 2:27.904		
46	Edward LABINJOH	Jaguar XK140
1 - X:00.000	6 - 2:34.802	
2 - 2:32.755	7 - 2:35.507	
3 - 2:30.506	8 - 2:40.448	
4 - 2:33.456		
5 - 2:33.081		

Weather/Track Overcast/Dry

Oulton Park
Circuit Length = 2.6920 miles.
Start: 15:20 End: 15:40

Race 10 Vredestein JEC Jaguar XK Championship LAP ANALYSIS

(contd.)

49	Simon HOPE	Jaguar XK140
1 - X:00.000	6 - 2:21.103	
2 - 2:29.958	7 - 2:21.113	
3 - 2:28.564	8 - 2:23.045	
4 - 2:26.073	9 - 2:20.106	
5 - 2:22.253		
59	Malcolm VEREY	Jaguar XK150S
1 - X:00.000	6 - 2:15.306	
2 - 2:19.215	7 - 2:14.258	
3 - 2:14.850	8 - 2:14.053	
4 - 2:17.713		
5 - 2:19.341		

Race 10 Vredestein JEC Jaguar XK Championship

GRID

ROW 11	2:30.506 46 LABINJOH	2:31.125 31 WOODBRIDGE
ROW 10	2:24.921 40 KEITH LUCAS	2:25.079 36 WILKINS
ROW 9	2:20.106 49 HOPE	2:21.308 42 OTLEY
ROW 8	2:19.172 43 DE HAVILLAND	2:19.657 23 LOVE
ROW 7	2:16.595 2 KEITH-LUCAS	2:17.192 7 ARCULUS
ROW 6	2:15.225 12 BULL	2:15.681 29 GIBBON
ROW 5	2:14.879 5 HACKETT	2:14.930 20 O'SHEA
ROW 4	2:12.543 4 DAUGHTERS	2:14.053 59 VEREY
ROW 3	2:11.433 24 GROOM	2:11.589 17 HALL
ROW 2	2:05.661 33 WEBB	2:09.646 32 CHISHOLM
ROW 1	2:03.605 18 MCWHIRTER	2:03.692 1 DODD
POLE		

Wreath Track, Overcast Dry

Culter Park

Circuit Length = 2.6920 miles.

These results are provisional until the conclusion of any judicial and technical matters.

Start: 15:20 End: 15:40

Clerk of Course:	Stewards:	Timekeeper:
------------------	-----------	-------------

Race 10 Vredestein JEC Jaguar XK Championship

RACE RESULT

POS	NO	CL	NAME	NAT	ENTRY	TIME	LAPS	GAP	MPH	BEST
1	18	D	Darren McWHIRTER		Jaguar XK120	21:04.756	10		76.62	2:03.116
2	33	D	Nigel WEBB		Jaguar XK120	21:22.301	10	17.545	75.57	2:04.635
3	32	D	John CHISHOLM		Jaguar XK120	21:30.786	10	26.030	75.08	2:07.413
4	17	C	David HALL		Jaguar XK120	22:30.013	10	1:25.257	71.78	2:12.886
5	12	C	Grahame BULL		Jaguar XK150	22:31.914	10	1:27.158	71.68	2:13.174
6	20	C	Michael O'SHEA		Jaguar XK150S	22:34.063	10	1:29.307	71.57	2:12.115
7	5	D	Richard HACKETT		Jaguar XK120	22:54.010	10	1:49.254	70.53	2:14.244
8	59	C	Malcolm VEREY		Jaguar XK150S	22:55.659	10	1:50.903	70.44	2:15.006
9	29	C	Mark GIBBON		Jaguar XK120	22:57.774	10	1:53.018	70.34	2:15.202
10	49	B	Simon HOPE		Jaguar XK140	21:08.127	9	1 LAP	68.77	2:18.609
11	7	B	Brian ARCULUS		Jaguar XK120	21:12.142	9	1 LAP	68.56	2:18.433
12	23	C	Graham LOVE		Jaguar XK150	21:13.672	9	1 LAP	68.48	2:18.848
13	43	B	Paul DE HAVILLAND		Jaguar XK150	21:16.201	9	1 LAP	68.34	2:18.711
14	42	B	Geoff OTLEY		Jaguar XK120	21:18.000	9	1 LAP	68.24	2:19.221
15	40	C	Claire KEITH LUCAS		Jaguar XK150S	22:04.394	9	1 LAP	65.85	2:23.295
16	36	B	Nicholas WILKINS		Jaguar XK120	22:06.172	9	1 LAP	65.76	2:23.840
17	46	B	Edward LABINJOH		Jaguar XK140	23:09.112	9	1 LAP	62.78	2:29.509

NOT CLASSIFIED

24	C	Trevor GROOM	Jaguar XK140	13:26.730	6	D.N.F.	72.07	2:12.582
1	D	Graeme DODD	Jaguar XK120	8:31.810	4	D.N.F.	75.74	2:03.622
4	D	Stuart DAUGHTERS	Jaguar XK140	7:06.689	3	D.N.F.	68.13	2:18.267
2	C	Chris KEITH-LUCAS	Jaguar XK120	7:30.176	3	D.N.F.	64.58	2:22.184

FASTEST LAP

18	D	Darren McWHIRTER	Jaguar XK120	2:03.116	3	78.71mph	126.68kph
20	C	Michael O'SHEA	Jaguar XK150S	2:12.115	6	73.35mph	118.05kph
7	B	Brian ARCULUS	Jaguar XK120	2:18.433	8	70.00mph	112.66kph

Weather/Track Bright/Dry

These results are provisional until the conclusion of any judicial and technical matters.

Oulton Park
Circuit Length = 2.6920 miles.
Start: 18:02 End: 18:23

Clerk of Course:	Stewards:	Timekeeper:
------------------	-----------	-------------

Race 10 Vredestein JEC Jaguar XK Championship

LAP CHART

Lap 1			Lap 2			Lap 3			Lap 4			Lap 5		
No	Behind	Laptime	No	Behind	Laptime	No	Behind	Laptime	No	Behind	Laptime	No	Behind	Laptime
1		2:10.017	1		2:03.622	18		2:03.116	18		2:04.296	18		2:07.455
18	0.534	2:10.551	18	0.127	2:03.215	1	2.091	2:05.334	33	8.410	2:06.743	33	9.460	2:08.505
33	1.972	2:11.989	33	2.985	2:04.635	33	5.963	2:06.221	1	10.632	2:12.837P	32	18.025	2:08.356
32	5.060	2:15.077	32	9.543	2:08.105	32	13.713	2:07.413	32	17.124	2:07.707	24	43.207	2:14.950
24	7.606	2:17.623	24	16.566	2:12.582	24	26.576	2:13.253	24	35.712	2:13.432	17	52.266	2:15.383
17	14.909	2:24.926	17	24.542	2:13.255	17	34.636	2:13.337	17	44.338	2:13.998	12	53.798	2:15.481
12	15.212	2:25.229	12	25.518	2:13.928	12	36.420	2:14.145	12	45.772	2:13.648	20	55.493	2:13.407
5	15.592	2:25.609	5	31.498	2:19.528	20	41.053	2:12.531	20	49.541	2:12.784	5	1:05.493	2:16.045
59	17.143	2:27.160	20	31.765	2:17.383	5	44.796	2:16.541	5	56.903	2:16.403	59	1:06.277	2:16.105
29	17.716	2:27.733	59	32.905	2:19.384	59	46.037	2:16.375	59	57.627	2:15.886	29	1:07.753	2:16.562
20	18.004	2:28.021	29	33.816	2:19.722	29	46.976	2:16.403	29	58.646	2:15.966	49	1:24.051	2:18.818
4	18.716	2:28.733	4	34.783	2:19.689	4	49.807	2:18.267	49	1:12.688	2:18.659	7	1:26.841	2:18.687
7	20.437	2:30.454	7	38.737	2:21.922	49	58.325	2:21.880	7	1:15.609	2:20.628	23	1:27.998	2:18.960
23	21.134	2:31.151	23	39.036	2:21.524	7	59.277	2:23.783	23	1:16.493	2:21.211	43	1:28.944	2:19.129
2	22.382	2:32.399	49	39.688	2:19.704	23	59.578	2:23.785	43	1:17.270	2:21.070	42	1:30.537	2:19.757
43	23.408	2:33.425	2	40.944	2:22.184	43	1:00.496	2:21.506	42	1:18.235	2:20.794	40	1:52.349	2:27.314
49	23.606	2:33.623	43	42.233	2:22.447	42	1:01.737	2:22.145	40	1:32.490	2:28.077	36	1:58.400	2:26.150
42	25.198	2:35.215	42	42.835	2:21.259	40	1:08.709	2:25.254	36	1:39.705	2:27.612			
40	27.025	2:37.042	40	46.698	2:23.295	2	1:13.294	2:35.593P	46	1:49.984	2:32.081			
36	28.563	2:38.580	36	54.074	2:29.133	36	1:16.389	2:25.558						
46	29.532	2:39.549	46	55.933	2:30.023	46	1:22.199	2:29.509						

Weather/Track Bright/Dry

Oulton Park
Circuit Length = 2.6920 miles.
Start: 18:02 End: 18:23

Race 10 Vredestein JEC Jaguar XK Championship

LAP CHART

(contd.)

Lap 6			Lap 7			Lap 8			Lap 9			Lap 10		
No	Behind	Laptime	No	Behind	Laptime	No	Behind	Laptime	No	Behind	Laptime	No	Behind	Laptime
18		2:06.515	18		2:08.046	18		2:08.070	18		2:07.271	18		2:06.221
46	1 LAP	2:33.670	40	1 LAP	2:28.337	33	14.418	2:08.593	42	1 LAP	2:20.669	49	1 LAP	2:18.609
33	11.174	2:08.229	36	1 LAP	2:25.682	32	23.008	2:10.436	33	15.072	2:07.925	7	1 LAP	2:19.999
32	19.267	2:07.757	33	13.895	2:10.767	40	1 LAP	2:27.430	32	24.059	2:08.322	23	1 LAP	2:19.695
24	51.582	2:14.890	32	20.642	2:09.421	36	1 LAP	2:25.763	40	1 LAP	2:23.929	43	1 LAP	2:21.288
17	58.637	2:12.886	46	1 LAP	2:36.020	46	1 LAP	2:35.351	36	1 LAP	2:23.854	42	1 LAP	2:19.271
12	1:00.457	2:13.174	17	1:05.515	2:14.924	17	1:10.940	2:13.495	17	1:17.216	2:13.547	33	17.545	2:08.694
20	1:01.093	2:12.115	12	1:07.088	2:14.677	12	1:12.413	2:13.395	12	1:19.342	2:14.200	32	26.030	2:08.192
5	1:16.826	2:17.848	20	1:08.040	2:14.993	20	1:13.223	2:13.253	20	1:21.768	2:15.816	40	1 LAP	2:23.716
59	1:17.576	2:17.814	5	1:26.364	2:17.584	5	1:33.319	2:15.025	46	1 LAP	2:37.077	36	1 LAP	2:23.840
29	1:17.984	2:16.746	59	1:26.992	2:17.462	59	1:34.102	2:15.180	5	1:41.231	2:15.183	17	1:25.257	2:14.262
49	1:36.186	2:18.650	29	1:28.093	2:18.155	29	1:35.225	2:15.202	59	1:42.118	2:15.287	12	1:27.158	2:14.037
7	1:39.114	2:18.788	49	1:47.503	2:19.363	49	1:58.254	2:18.821	29	1:43.282	2:15.328	20	1:29.307	2:13.760
23	1:40.372	2:18.889	7	1:50.516	2:19.448	7	2:00.879	2:18.433				5	1:49.254	2:14.244
43	1:42.087	2:19.658	23	1:51.174	2:18.848	23	2:02.713	2:19.609				59	1:50.903	2:15.006
42	1:43.691	2:19.669	43	1:53.008	2:18.967	43	2:03.649	2:18.711				29	1:53.018	2:15.957
			42	1:54.866	2:19.221							46	1 LAP	2:35.832

Weather/Track Bright/Dry

Oulton Park
Circuit Length = 2.6920 miles.
Start: 18:02 End: 18:23

Race11 HMRN Gentleman Drivers GT Sports Endurance QUALIFYING

POS	NO	CL	NAME	NAT	ENTRY	TIME	LAPS	GAP	MPH
1	29	A2	HORSMAN/NELLEMAN		Lotus 17	2:00.081	18		80.70
2	4	A1	SYTNER/SIMON		Cobra	2:01.271	17	1.190	79.91
3	143	C2	BENDAL/WYKEHAM		Iso Grifo Bizzarini	2:03.235	17	3.154	78.64
4	151	C2	FRIEDRICHS/CLARK		Aston Martin DB4GT	2:03.242	17	3.161	78.63
5	44	A2	BAILEY/PEARSON		Cooper Bobtail	2:04.020	18	3.939	78.14
6	154	C2	LAIDLAW/DIFFEY		Porsche 904/6	2:04.211	17	4.130	78.02
7	140	C2	ALBUQUERQUE/ALBUQUERQUE		Iso Grifo	2:04.599	3	4.518	77.77
8	170	C2	MARCAIS/CAMERON		Iso Grifo A-3	2:05.164	18	5.083	77.42
9	88	A2	WELSH/WELSH		Austin Healey	2:05.347	14	5.266	77.31
10	156	C2	LYNN/KIVLOCHAN		AC Cobra Le Mans	2:06.871	16	6.790	76.38
11	165	C2	TAYLOR/DRON		Aston Martin DB4	2:07.086	17	7.005	76.25
12	87	B2	SMITHIES/WOOLLEY		Austin Healey 100/6	2:07.490	17	7.409	76.01
13	71	B2	COX/TICE		Austin Healey 3000	2:08.727	17	8.646	75.28
14	34	A2	PEETERS/DECOUX		Lotus 11	2:09.179	17	9.098	75.02
15	73	B2	CLARKSON/WILLIAMS		Austin Healey 3000 Mk1	2:09.282	16	9.201	74.96
16	18	C2	LINDSAY/PATTINSON		Shelby Mustang GT350R	2:09.592	17	9.511	74.78
17	20	A1	WOOD/CANNELL		RGS Atalanta Jaguar	2:09.957	17	9.876	74.57
18	75	B2	DEVIS/CLEVELY		Ferrari 250GT SWB	2:09.961	15	9.880	74.57
19	31	A2	MOY/WATTS		Lola Mk1	2:10.184	15	10.103	74.44
20	67	B2	BOURNE/AHLERS		Morgan Plus 4	2:10.217	9	10.136	74.42
21	7	A1	CUSSONS/QUINN		Jaguar C-Type	2:10.665	16	10.584	74.16
22	6	A1	BENNETT/ROLLASON		Aston Martin DB3S	2:10.759	17	10.678	74.11
23	1	A1	NEUMARK/GRIFFITHS		Cooper Jaguar	2:11.496	15	11.415	73.70
24	80	B2	KREMER/AHLERS		Morgan Plus 4	2:12.460	17	12.379	73.16
25	128	C1	WRIGHT/GANS		Alfa Romeo TZ1	2:12.579	17	12.498	73.09
26	82	B2	PAUL/WELLS		Morgan plus 4	2:12.738	17	12.657	73.01
27	53	B1	HILL/MONK		Lotus Elite	2:13.081	14	13.000	72.82
28	50	B1	BEALE/BEALE		Lotus Elite	2:14.743	17	14.662	71.92
29	30	A2	MILLS/MONTGOMERY		Lotus 11	2:15.199	17	15.118	71.68
30	118	C1	MULLEN/SCOTTI		Alfa Romeo TZ1	2:15.369	16	15.288	71.59
31	86	B2	SKINNER/PRIOR		AC Ace	2:15.931	15	15.850	71.29
32	136	C2	BRIDGES/FEILDEN		AC Cobra	2:16.342	15	16.261	71.08
33	59	B2	VEREY/CAVELL		Jaguar XK150S	2:18.453	11	18.372	69.99
34	126	C1	WILLIS/CHILCOTT		MG Midget	2:18.538	16	18.457	69.95
35	161	C2	RAWE/COOKE		Aston Martin DB4	2:21.675	12	21.594	68.40
36	132	C1	BIANCHI/BIANCHI		MGB	2:21.960	14	21.879	68.26
37	110	C1	HAMPSON/BRADFIELD		Sunbeam Alpine Le Mans	2:26.417	15	26.336	66.18

Weather/Track Overcast/Dry

Oulton Park
Circuit Length = 2.6920 miles.
Start: 08:20 End: 09:00

These results are provisional until the conclusion of any judicial and technical matters.

Clerk of Course:	Stewards:	Timekeeper:
------------------	-----------	-------------

Race11 HMRN Gentleman Drivers GT Sports Endurance LAP ANALYSIS

1	NEUMARK/GRIFFITHS	Cooper Jaguar					
1 -	X:00.000	6 -	2:13.428	11 -	3:23.854		
2 -	2:18.561	7 -	2:14.548	12 -	2:13.139		
3 -	2:16.128	8 -	2:13.251	13 -	2:11.496		
4 -	2:16.521	9 -	2:15.545	14 -	2:12.255		
5 -	2:15.276	10 -	2:25.494P	15 -	2:28.273P		
4	SYTNER/SIMON	Cobra					
1 -	X:00.000	6 -	2:05.226	11 -	2:11.656	16 -	2:02.404
2 -	2:29.661P	7 -	2:04.362	12 -	2:07.366	17 -	2:01.271
3 -	2:58.620	8 -	2:04.967	13 -	2:03.999		
4 -	2:06.675	9 -	2:16.048P	14 -	2:03.574		
5 -	2:05.758	10 -	3:46.553	15 -	2:02.829		
6	BENNETT/ROLLASON	Aston Martin DB3S					
1 -	X:00.000	6 -	2:22.391	11 -	2:14.107	16 -	2:10.760
2 -	2:35.901	7 -	2:22.070	12 -	2:10.759	17 -	2:12.445
3 -	2:31.485	8 -	2:22.783	13 -	2:11.913		
4 -	2:28.796	9 -	2:26.805P	14 -	2:11.135		
5 -	2:24.456	10 -	3:49.865	15 -	2:12.555		
7	CUSSONS/QUINN	Jaguar C-Type					
1 -	X:00.000	6 -	2:10.665	11 -	2:28.132	16 -	2:24.843
2 -	2:16.131	7 -	2:19.859P	12 -	2:25.149		
3 -	2:12.683	8 -	3:40.273	13 -	2:27.772		
4 -	2:11.643	9 -	2:29.806	14 -	2:25.232		
5 -	2:15.307	10 -	2:27.952	15 -	2:26.297		
18	LINDSAY/PATTINSON	Shelby Mustang GT350R					
1 -	X:00.000	6 -	2:20.486P	11 -	2:17.123P	16 -	2:22.387
2 -	2:18.844	7 -	2:53.868	12 -	3:45.306	17 -	2:18.218
3 -	2:14.899	8 -	2:12.564	13 -	2:25.023		
4 -	2:13.849	9 -	2:10.514	14 -	2:26.920		
5 -	2:11.507	10 -	2:09.592	15 -	2:21.843		
20	WOOD/CANNELL	RGS Atalanta Jaguar					
1 -	X:00.000	6 -	2:11.421	11 -	2:23.360	16 -	2:15.089
2 -	2:19.106	7 -	2:09.957	12 -	2:17.822	17 -	2:12.209
3 -	2:14.066	8 -	2:13.255	13 -	2:17.740		
4 -	2:13.264	9 -	2:26.637P	14 -	2:14.876		
5 -	2:12.526	10 -	3:17.686	15 -	2:14.648		
29	HORSMAN/NELLEMAN	Lotus 17					
1 -	X:00.000	6 -	2:01.677	11 -	2:12.519P	16 -	2:04.212
2 -	2:42.049	7 -	2:03.321	12 -	3:34.980	17 -	2:04.311
3 -	2:10.264	8 -	2:04.701	13 -	2:10.484	18 -	2:03.299
4 -	2:04.758	9 -	2:04.648	14 -	2:08.577		
5 -	2:04.127	10 -	2:00.081	15 -	2:06.006		

Weather/Track Overcast/Dry

Oulton Park
Circuit Length = 2.6920 miles.
Start: 08:20 End: 09:00

Race11 HMRN Gentleman Drivers GT Sports Endurance LAP ANALYSIS

(contd.)

30	MILLS/MONTGOMERY	Lotus 11			
1 -	X:00.000	6 - 2:16.054	11 - 2:21.970	16 - 2:18.350	
2 -	2:18.561	7 - 2:15.285	12 - 2:18.033	17 - 2:18.672	
3 -	2:16.094	8 - 2:31.555P	13 - 2:20.151		
4 -	2:17.471	9 - 3:38.948	14 - 2:15.199		
5 -	2:16.548	10 - 2:25.155	15 - 2:19.519		
31	MOY/WATTS	Lola Mk1			
1 -	X:00.000	6 - 2:28.117	11 - 2:12.956		
2 -	2:34.094	7 - 2:25.243	12 - 2:11.348		
3 -	2:32.757	8 - 2:36.278P	13 - 2:10.408		
4 -	2:28.300	9 - 5:55.431	14 - 2:10.184		
5 -	2:28.645	10 - 2:15.465	15 - 2:11.857		
34	PEETERS/DECOUX	Lotus 11			
1 -	X:00.000	6 - 2:10.310	11 - 2:11.879	16 - 2:09.179	
2 -	2:15.907	7 - 2:12.296	12 - 2:33.744P	17 - 2:10.282	
3 -	2:09.632	8 - 2:10.644	13 - 3:51.725		
4 -	2:13.726	9 - 2:10.561	14 - 2:18.041		
5 -	2:10.838	10 - 2:15.778	15 - 2:11.202		
44	BAILEY/PEARSON	Cooper Bobtail			
1 -	X:00.000	6 - 2:06.947	11 - 2:11.774	16 - 2:13.707	
2 -	2:09.873	7 - 2:04.020	12 - 2:11.844	17 - 2:11.309	
3 -	2:07.972	8 - 2:04.447	13 - 2:16.283	18 - 2:10.225	
4 -	2:09.625	9 - 2:24.895P	14 - 2:10.872		
5 -	2:07.388	10 - 3:23.303	15 - 2:11.495		
50	BEALE/BEALE	Lotus Elite			
1 -	X:00.000	6 - 2:18.336	11 - 2:14.855	16 - 2:16.592	
2 -	2:19.397	7 - 2:19.538	12 - 2:18.896	17 - 2:38.836P	
3 -	2:19.132	8 - 2:33.656P	13 - 2:14.743		
4 -	2:22.241	9 - 3:19.846	14 - 2:16.965		
5 -	2:19.502	10 - 2:17.229	15 - 2:16.185		
53	HILL/MONK	Lotus Elite			
1 -	X:00.000	6 - 2:18.307	11 - 2:15.988		
2 -	2:22.047	7 - 2:18.563	12 - 2:13.081		
3 -	2:20.694	8 - 2:27.772P	13 - 2:15.265		
4 -	2:21.202	9 - 3:27.344	14 - 2:36.415P		
5 -	2:19.331	10 - 2:16.912			
59	VEREY/CAVELL	Jaguar XK150S			
1 -	X:00.000	6 - 3:52.077	11 - 2:37.937P		
2 -	2:24.908	7 - 2:30.993			
3 -	2:18.453	8 - 2:23.649			
4 -	2:22.118	9 - 2:22.703			
5 -	2:34.159P	10 - 2:22.758			

Weather/Track Overcast/Dry

Oulton Park
Circuit Length = 2.6920 miles.
Start: 08:20 End: 09:00

Race11 HMRN Gentleman Drivers GT Sports Endurance LAP ANALYSIS

(contd.)

67	BOURNE/AHLERS	Morgan Plus 4			
1 - X:00.000	6 - 2:11.141				
2 - 2:12.621	7 - 2:10.217				
3 - 2:12.130	8 - 2:10.624				
4 - 2:25.624P	9 - 2:19.425P				
5 - 3:12.194					
71	COX/TICE	Austin Healey 3000			
1 - X:00.000	6 - 2:08.727	11 - 2:14.635	16 - 2:12.298		
2 - 2:17.793	7 - 2:08.836	12 - 2:14.602	17 - 2:10.653		
3 - 2:14.529	8 - 2:16.284P	13 - 2:19.515			
4 - 2:13.963	9 - 3:36.188	14 - 2:12.954			
5 - 2:12.096	10 - 2:16.417	15 - 2:13.173			
73	CLARKSON/WILLIAMS	Austin Healey 3000 Mk1			
1 - X:00.000	6 - 2:11.464	11 - 2:10.213	16 - 2:10.775		
2 - 2:20.305	7 - 2:09.757	12 - 2:09.713			
3 - 2:18.986P	8 - 2:16.294P	13 - 2:09.282			
4 - 4:52.729	9 - 3:39.320	14 - 2:09.526			
5 - 2:11.843	10 - 2:13.268	15 - 2:09.766			
75	DEVIS/CLEVELY	Ferrari 250GT SWB			
1 - X:00.000	6 - 2:14.537	11 - 2:11.737			
2 - 2:12.144	7 - 2:20.485P	12 - 2:10.396			
3 - 2:11.545	8 - 3:32.442	13 - 2:11.822			
4 - 2:14.998	9 - 2:14.168	14 - 2:09.961			
5 - 2:12.347	10 - 2:12.133	15 - 2:32.467P			
80	KREMER/AHLERS	Morgan Plus 4			
1 - X:00.000	6 - 2:26.369	11 - 2:20.618	16 - 2:17.741		
2 - 2:20.617	7 - 2:16.707	12 - 2:26.965	17 - 2:12.460		
3 - 2:20.990	8 - 2:15.850	13 - 2:12.907			
4 - 2:30.421P	9 - 2:17.771	14 - 2:12.974			
5 - 3:41.390	10 - 2:16.558	15 - 2:15.004			
82	PAUL/WELLS	Morgan plus 4			
1 - X:00.000	6 - 2:14.931	11 - 2:16.472	16 - 2:12.738		
2 - 2:16.372	7 - 2:16.402	12 - 2:13.960	17 - 2:14.135		
3 - 2:16.686	8 - 2:17.443	13 - 2:13.670			
4 - 2:18.081	9 - 2:25.640P	14 - 2:13.274			
5 - 2:17.623	10 - 3:40.106	15 - 2:15.602			
86	SKINNER/PRIOR	AC Ace			
1 - X:00.000	6 - 2:29.792P	11 - 2:18.003			
2 - 2:30.567	7 - 3:17.644	12 - 2:17.211			
3 - 2:30.008	8 - 2:20.850	13 - 2:15.931			
4 - 2:29.733	9 - 2:17.952	14 - 2:20.215			
5 - 2:26.382	10 - 2:20.037	15 - 2:44.661P			

Weather/Track Overcast/Dry

Oulton Park
Circuit Length = 2.6920 miles.
Start: 08:20 End: 09:00

Race11 HMRN Gentleman Drivers GT Sports Endurance LAP ANALYSIS

(contd.)

87	SMITHIES/WOOLLEY	Austin Healey 100/6					
1 -	X:00.000	6 -	2:17.045P	11 -	2:10.992	16 -	2:07.490
2 -	2:17.185	7 -	3:54.544	12 -	2:09.255	17 -	2:07.895
3 -	2:19.732	8 -	2:10.324	13 -	2:08.027		
4 -	2:14.565	9 -	2:08.318	14 -	2:07.832		
5 -	2:13.829	10 -	2:08.876	15 -	2:07.577		
88	WELSH/WELSH	Austin Healey					
1 -	X:00.000	6 -	2:15.177	11 -	2:10.227		
2 -	2:09.546	7 -	2:06.234	12 -	2:07.634		
3 -	2:06.827	8 -	2:07.750	13 -	2:06.805		
4 -	2:07.347	9 -	2:15.280P	14 -	2:05.747		
5 -	2:05.347	10 -	3:04.422				
110	HAMPSON/BRADFIELD	Sunbeam Alpine Le Mans					
1 -	X:00.000	6 -	2:26.417	11 -	2:36.694		
2 -	2:36.313	7 -	2:28.262	12 -	2:36.583		
3 -	2:35.848	8 -	2:37.877P	13 -	2:36.122		
4 -	2:30.968	9 -	4:11.840	14 -	2:33.688		
5 -	2:27.686	10 -	2:42.278	15 -	2:31.971		
118	MULLEN/SCOTTI	Alfa Romeo TZ1					
1 -	X:00.000	6 -	2:16.822	11 -	2:17.564	16 -	2:15.936
2 -	2:35.903P	7 -	2:21.540P	12 -	2:18.683		
3 -	3:13.631	8 -	3:26.777	13 -	2:19.827		
4 -	2:22.869	9 -	2:27.553	14 -	2:15.369		
5 -	2:18.643	10 -	2:21.589	15 -	2:16.880		
126	WILLIS/CHILCOTT	MG Midget					
1 -	X:00.000	6 -	2:25.910	11 -	2:28.208P	16 -	2:18.827
2 -	2:31.304	7 -	2:21.110	12 -	4:08.417		
3 -	2:30.009	8 -	2:20.943	13 -	2:21.814		
4 -	2:27.783	9 -	2:22.805	14 -	2:22.877		
5 -	2:28.918	10 -	2:24.046	15 -	2:18.538		
128	WRIGHT/GANS	Alfa Romeo TZ1					
1 -	X:00.000	6 -	2:13.136	11 -	4:43.125	16 -	2:14.702
2 -	2:14.821	7 -	2:13.923	12 -	2:18.748	17 -	2:14.069
3 -	2:14.055	8 -	2:13.033	13 -	2:18.627		
4 -	2:14.966	9 -	2:12.579	14 -	2:15.913		
5 -	2:21.927	10 -	2:19.398P	15 -	2:17.593		
132	BIANCHI/BIANCHI	MGB					
1 -	X:00.000	6 -	6:09.286	11 -	2:23.089		
2 -	2:36.043	7 -	2:33.022	12 -	2:21.960		
3 -	2:36.332	8 -	2:40.417	13 -	2:22.095		
4 -	2:42.315	9 -	2:41.379P	14 -	2:22.105		
5 -	2:49.039P	10 -	4:20.276				

Weather/Track Overcast/Dry

Oulton Park
Circuit Length = 2.6920 miles.
Start: 08:20 End: 09:00

Race11 HMRN Gentleman Drivers GT Sports Endurance LAP ANALYSIS

(contd.)

136	BRIDGES/FEILDEN	AC Cobra			
1 - X:00.000	6 - 2:49.331P	11 - 2:19.861			
2 - 2:30.868	7 - 4:55.578	12 - 2:23.716			
3 - 2:24.185	8 - 2:29.939	13 - 2:38.317			
4 - 2:16.436	9 - 2:24.353	14 - 2:36.271			
5 - 2:16.342	10 - 2:24.776	15 - 2:45.001P			
140	ALBUQUERQUE/ALBUQUER	UE	Iso Grifo		
1 - X:00.000					
2 - 2:08.278					
3 - 2:04.599					
143	BENDAL/WYKEHAM	Iso Grifo Bizzarini			
1 - X:00.000	6 - 2:21.845P	11 - 2:04.314	16 - 2:03.235		
2 - 2:11.853	7 - 3:23.799	12 - 2:12.252P	17 - 2:05.766		
3 - 2:10.440	8 - 2:09.042	13 - 3:27.506			
4 - 2:11.276	9 - 2:06.895	14 - 2:12.464P			
5 - 2:10.789	10 - 2:07.602	15 - 3:55.821			
151	FRIEDRICHS/CLARK	Aston Martin DB4GT			
1 - X:00.000	6 - 3:25.880	11 - 2:03.859	16 - 2:03.854		
2 - 2:27.291	7 - 2:06.801	12 - 2:04.028	17 - 2:31.461P		
3 - 2:16.382	8 - 2:04.976	13 - 2:03.242			
4 - 2:16.628	9 - 2:04.293	14 - 2:03.389			
5 - 2:20.008P	10 - 2:04.531	15 - 2:04.155			
154	LAIDLAW/DIFFEY	Porsche 904/6			
1 - X:00.000	6 - 2:25.849	11 - 2:11.178	16 - 2:08.648		
2 - 2:04.211	7 - 2:22.396	12 - 2:09.884	17 - 2:05.862		
3 - 2:06.516	8 - 2:17.274	13 - 2:09.262			
4 - 2:21.699P	9 - 2:16.223	14 - 2:08.022			
5 - 6:22.461	10 - 2:13.099	15 - 2:06.624			
156	LYNN/KIVLOCHAN	AC Cobra Le Mans			
1 - X:00.000	6 - 2:14.822	11 - 2:12.926	16 - 2:31.115P		
2 - 2:25.575	7 - 2:12.977	12 - 2:08.746			
3 - 2:13.882	8 - 2:21.950P	13 - 2:09.019			
4 - 2:21.391	9 - 3:58.228	14 - 2:06.871			
5 - 2:14.640	10 - 2:10.685	15 - 2:07.050			
161	RAWE/COOKE	Aston Martin DB4			
1 - X:00.000	6 - 2:39.798	11 - 2:22.305			
2 - 2:28.169	7 - 2:33.826	12 - 2:21.675			
3 - 2:35.827P	8 - 2:44.880P				
4 - X:00.000	9 - 4:16.154				
5 - 2:40.589	10 - 2:22.690				

Weather/Track Overcast/Dry

Oulton Park
Circuit Length = 2.6920 miles.
Start: 08:20 End: 09:00

Race11 HMRN Gentleman Drivers GT Sports Endurance LAP ANALYSIS

(contd.)

165	TAYLOR/DRON	Aston Martin DB4			
1 - X:00.000	6 - 2:08.472	11 - 2:13.641	16 - 2:07.086		
2 - 2:11.372	7 - 2:10.708	12 - 2:10.701	17 - 2:32.643P		
3 - 2:12.784	8 - 2:11.889	13 - 2:08.130			
4 - 2:09.809	9 - 2:14.285P	14 - 2:09.177			
5 - 2:08.078	10 - 4:11.179	15 - 2:08.557			
170	MARCAIS/CAMERON	Iso Grifo A-3			
1 - X:00.000	6 - 2:09.672	11 - 3:03.411	16 - 2:09.909		
2 - 2:18.844	7 - 2:10.737	12 - 2:08.602	17 - 2:09.748		
3 - 2:13.138	8 - 2:12.171	13 - 2:06.995	18 - 2:09.244		
4 - 2:13.358	9 - 2:10.921	14 - 2:05.164			
5 - 2:11.526	10 - 2:16.686P	15 - 2:08.324			

Race11 HMRN Gentleman Drivers GT Sports Endurance GRID

ROW 19	2:26.417	110	HAMPSON/BRADFIELD		
ROW 18	2:21.675	161	RAWE/COOKE	2:21.960	132
ROW 17	2:18.453	59	VEREY/CAVELL	2:18.538	126
ROW 16	2:15.931	86	SKINNER/PRIOR	2:16.342	136
ROW 15	2:15.199	30	MILLS/MONTGOMERY	2:15.369	118
ROW 14	2:13.081	53	HILL/MONK	2:14.743	50
ROW 13	2:12.579	128	WRIGHT/GANS	2:12.738	82
ROW 12	2:11.496	1	NEUMARK/GRIFFITHS	2:12.460	80
ROW 11	2:10.665	7	CUSSONS/QUINN	2:10.759	6
ROW 10	2:10.184	31	MOY/WATTS	2:10.217	67
ROW 9	2:09.957	20	WOOD/CANNELL	2:09.961	75
ROW 8	2:09.282	73	CLARKSON/WILLIAMS	2:09.592	18
ROW 7	2:08.727	71	COX/TICE	2:09.179	34
ROW 6	2:07.086	165	TAYLOR/DRON	2:07.490	87
ROW 5	2:05.347	88	WELSH/WELSH	2:06.871	156
ROW 4	2:04.599	140	ALBUQUERQUE/ALBUQUER	2:05.164	170
ROW 3	2:04.020	44	BAILEY/PEARSON	2:04.211	154
ROW 2	2:03.235	143	BENDAL/WYKEHAM	2:03.242	151
ROW 1	2:00.081	29	HORSMAN/NELLEMAN	2:01.271	4

POLE

Woburn Track, Dorsland Dr

Colton Park

Circuit Length = 2.6920 miles.

These results are provisional until the conclusion of any judicial and technical matters.

Start: 08:20 End: 09:00

Clerk of Course:	Stewards:	Timekeeper:
------------------	-----------	-------------

Race11 HMRN Gentleman Drivers GT Sports Endurance

INTERIM BULLETIN - 30 minutes

POS	NO	CL	NAME	NAT	ENTRY	TIME	LAPS	GAP	MPH	BEST
1	154	C2	LAIDLAW/DIFFEY		Porsche 904/6	29:55.847	12		64.75	2:20.205
2	44	A2	BAILEY/PEARSON		Cooper Bobtail	30:01.265	12	5.418	64.56	2:23.296
3	4	A1	SYTNER/SIMON		Cobra	30:12.134	12	16.287	64.17	2:23.293
4	170	C2	MARCAIS/CAMERON		Iso Grifo A-3	30:41.074	12	45.227	63.16	2:24.468
5	143	C2	BENDAL/WYKEHAM		Iso Grifo Bizzarini	30:43.681	12	47.834	63.07	2:24.528
6	88	A2	WELSH/WELSH		Austin Healey	30:55.801	12	59.954	62.66	2:25.289
7	71	B2	COX/TICE		Austin Healey 3000	31:00.469	12	1:04.622	62.50	2:25.464
8	165	C2	TAYLOR/DRON		Aston Martin DB4	31:01.351	12	1:05.504	62.47	2:28.092
9	151	C2	FRIEDRICHS/CLARK		Aston Martin DB4GT	31:04.220	12	1:08.373	62.38	2:24.330
10	7	A1	CUSSONS/QUINN		Jaguar C-Type	31:16.571	12	1:20.724	61.97	2:27.573
11	18	C2	LINDSAY/PATTINSON		Shelby Mustang GT350R	31:34.071	12	1:38.224	61.39	2:29.583
12	20	A1	WOOD/CANNELL		RGS Atalanta Jaguar	31:34.249	12	1:38.402	61.39	2:27.956
13	73	B2	CLARKSON/WILLIAMS		Austin Healey 3000 Mk1	31:38.263	12	1:42.416	61.26	2:28.645
14	67	B2	BOURNE/AHLERS		Morgan Plus 4	31:50.223	12	1:54.376	60.88	2:30.412
15	31	A2	MOY/SMITH		Lola Mk1	31:52.106	12	1:56.259	60.82	2:33.112
16	80	B2	KREMER/KREMER		Morgan Plus 4	31:52.704	12	1:56.857	60.80	2:31.235
17	87	B2	SMITHIES/WOOLLEY		Austin Healey 100/6	29:47.822	11	1 LAP	59.62	2:38.720
18	75	B2	DEVIS/CLEVELY		Ferrari 250GT SWB	30:05.624	11	1 LAP	59.04	2:35.635
19	34	A2	PEETERS/DECOUX		Lotus 11	30:06.524	11	1 LAP	59.01	2:35.180
20	1	A1	NEUMARK/GRIFFITHS		Cooper Jaguar	30:21.612	11	1 LAP	58.52	2:34.456
21	128	C1	WRIGHT/GANS		Alfa Romeo TZ1	30:25.388	11	1 LAP	58.40	2:36.818
22	59	B2	VEREY/CAVELL		Jaguar XK150S	30:26.626	11	1 LAP	58.36	2:37.675
23	136	C2	BRIDGES/FEILDEN		AC Cobra	30:29.263	11	1 LAP	58.27	2:37.820
24	118	C1	MULLEN/SCOTTI		Alfa Romeo TZ1	30:30.629	11	1 LAP	58.23	2:40.791
25	30	A2	MILLS/MONTGOMERY		Lotus 11	30:37.698	11	1 LAP	58.00	2:40.385
26	82	B2	PAUL/WELLS		Morgan plus 4	30:39.032	11	1 LAP	57.96	2:40.341
27	126	C1	WILLIS/CHILCOTT		MG Midget	30:43.383	11	1 LAP	57.83	2:40.468
28	53	B1	HILL/MONK		Lotus Elite	30:43.721	11	1 LAP	57.82	2:41.332
29	50	B1	BEALE/BEALE		Lotus Elite	30:46.053	11	1 LAP	57.74	2:40.046
30	161	C2	RAWE/COOKE		Aston Martin DB4	31:42.861	11	1 LAP	56.02	2:41.859
31	6	A1	BENNETT/ROLLASON		Aston Martin DB3S	31:59.565	11	1 LAP	55.53	2:47.409
32	29	A2	HORSMAN/NELLEMAN		Lotus 17	25:24.376	10	2 LAPS	63.57	2:29.125
33	86	B2	SKINNER/PRIOR		AC Ace	29:45.113	10	2 LAPS	54.28	2:53.078
34	156	C2	LYNN/KIVLOCHAN		AC Cobra Le Mans	29:55.000	10	2 LAPS	53.99	2:52.507
35	132	C1	BIANCHI/BIANCHI		MGB	30:21.836	10	2 LAPS	53.19	2:55.032
36	110	C1	HAMPSON/BRADFIELD		Sunbeam Alpine Le Mans	30:32.664	10	2 LAPS	52.88	2:56.145

FASTEST LAP

154	C2	LAIDLAW/DIFFEY	Porsche 904/6	2:20.205	12	69.12mph	111.24kph
4	A1	SYTNER/SIMON	Cobra	2:23.293	12	67.63mph	108.84kph
44	A2	BAILEY/PEARSON	Cooper Bobtail	2:23.296	12	67.63mph	108.84kph
71	B2	COX/TICE	Austin Healey 3000	2:25.464	12	66.62mph	107.21kph
128	C1	WRIGHT/GANS	Alfa Romeo TZ1	2:36.818	11	61.79mph	99.45kph
50	B1	BEALE/BEALE	Lotus Elite	2:40.046	11	60.55mph	97.45kph

Weather/Track Cloudy/Wet

Oulton Park
Circuit Length = 2.6920 miles.
Start: 12:04

Clerk of Course:	Stewards:	Timekeeper:
------------------	-----------	-------------

Race11 HMRN Gentleman Drivers GT Sports Endurance

INTERIM BULLETIN - 1 hour

POS	NO	CL	NAME	NAT	ENTRY	TIME	LAPS	GAP	MPH	BEST
1	154	C2	LAIDLAW/DIFFEY		Porsche 904/6	57:04.258	23		65.09	2:11.079
2	170	C2	WIGLEY/CAMERON		Iso Grifo A-3	57:05.252	23	0.994	65.07	2:11.025
3	4	A1	SYTNER/HADFIELD		Cobra	57:06.423	23	2.165	65.05	2:12.548
4	44	A2	BAILEY/PEARSON		Cooper Bobtail	57:07.389	23	3.131	65.03	2:14.568
5	88	A2	WELSH/WELSH		Austin Healey	57:16.060	23	11.802	64.87	2:13.992
6	143	C2	BENDAL/WYKEHAM		Iso Grifo Bizzarini	57:20.563	23	16.305	64.78	2:11.822
7	165	C2	TAYLOR/DRON		Aston Martin DB4	57:26.865	23	22.607	64.66	2:17.540
8	73	B2	CLARKSON/WILLIAMS		Austin Healey 3000 Mk1	57:35.205	23	30.947	64.51	2:17.703
9	151	C2	FRIEDRICHS/CLARK		Aston Martin DB4GT	57:37.914	23	33.656	64.46	2:14.622
10	71	B2	COX/TICE		Austin Healey 3000	57:40.518	23	36.260	64.41	2:17.312
11	7	A1	CUSSONS/QUINN		Jaguar C-Type	57:02.213	22	1 LAP	62.30	2:21.475
12	18	C2	LINDSAY/PATTINSON		Shelby Mustang GT350R	57:09.947	22	1 LAP	62.16	2:19.974
13	67	B2	BOURNE/AHLERS		Morgan Plus 4	57:12.098	22	1 LAP	62.12	2:20.803
14	87	B2	SMITHIES/WOOLLEY		Austin Healey 100/6	57:15.546	22	1 LAP	62.05	2:16.575
15	80	B2	KREMER/KREMER		Morgan Plus 4	57:21.327	22	1 LAP	61.95	2:24.131
16	34	A2	PEETERS/DECOUX		Lotus 11	57:23.753	22	1 LAP	61.91	2:20.382
17	75	B2	DEVIS/CLEVELY		Ferrari 250GT SWB	58:00.197	22	1 LAP	61.26	2:18.674
18	1	A1	NEUMARK/GRIFFITHS		Cooper Jaguar	58:19.945	22	1 LAP	60.91	2:23.242
19	136	C2	BRIDGES/FEILDEN		AC Cobra	57:03.552	21	2 LAPS	59.44	2:21.972
20	128	C1	WRIGHT/GANS		Alfa Romeo TZ1	57:05.890	21	2 LAPS	59.40	2:23.923
21	118	C1	MULLEN/SCOTTI		Alfa Romeo TZ1	57:12.606	21	2 LAPS	59.28	2:18.576
22	82	B2	PAUL/WELLS		Morgan plus 4	57:14.871	21	2 LAPS	59.25	2:24.677
23	59	B2	VEREY/CAVELL		Jaguar XK150S	57:16.837	21	2 LAPS	59.21	2:27.302
24	126	C1	WILLIS/CHILCOTT		MG Midget	57:18.329	21	2 LAPS	59.19	2:25.514
25	53	B1	HILL/MONK		Lotus Elite	57:22.659	21	2 LAPS	59.11	2:25.064
26	50	B1	BEALE/BEALE		Lotus Elite	57:23.499	21	2 LAPS	59.10	2:29.535
27	161	C2	RAWE/COOKE		Aston Martin DB4	58:02.580	21	2 LAPS	58.43	2:25.929
28	6	A1	BENNETT/ROLLASON		Aston Martin DB3S	58:08.247	21	2 LAPS	58.34	2:18.805
29	31	A2	MOY/SMITH		Lola Mk1	58:19.553	21	2 LAPS	58.15	2:23.794
30	20	A1	WOOD/CANNELL		RGS Atalanta Jaguar	51:33.196	20	3 LAPS	62.66	2:21.377
31	156	C2	LYNN/KIVLOCHAN		AC Cobra Le Mans	57:10.561	20	3 LAPS	56.49	2:20.367
32	86	B2	SKINNER/PRIOR		AC Ace	57:13.699	20	3 LAPS	56.44	2:26.123
33	132	C1	BIANCHI/BIANCHI		MGB	58:05.473	20	3 LAPS	55.60	2:25.660
34	110	C1	HAMPSON/BRADFIELD		Sunbeam Alpine Le Mans	57:05.125	19	4 LAPS	53.75	2:33.338
35	30	A2	MILLS/MONTGOMERY		Lotus 11	46:56.994	17	6 LAPS	58.48	2:30.813
36	29	A2	HORSMAN/NELLEMAN		Lotus 17	25:24.376	10	13 LAPS	63.57	2:29.125

FASTEST LAP

170	C2	WIGLEY/CAMERON	Iso Grifo A-3	2:11.025	22	73.96mph	119.03kph
4	A1	SYTNER/HADFIELD	Cobra	2:12.548	22	73.11mph	117.66kph
88	A2	WELSH/WELSH	Austin Healey	2:13.992	21	72.32mph	116.39kph
87	B2	SMITHIES/WOOLLEY	Austin Healey 100/6	2:16.575	20	70.95mph	114.19kph
118	C1	MULLEN/SCOTTI	Alfa Romeo TZ1	2:18.576	19	69.93mph	112.54kph
53	B1	HILL/MONK	Lotus Elite	2:25.064	18	66.80mph	107.51kph

Weather/Track Cloudy/Wet

Oulton Park
Circuit Length = 2.6920 miles.
Start: 12:04

These results are provisional until the conclusion of any judicial and technical matters.

Clerk of Course:	Stewards:	Timekeeper:
------------------	-----------	-------------

Race11 HMRN Gentleman Drivers GT Sports Endurance

RACE RESULT

POS	NO	CL	NAME	NAT	ENTRY	TIME	LAPS	GAP	MPH	BEST
1	4	A1	SYTNER/HADFIELD		Cobra	1:30:34.609	38		67.76	2:08.824
2	154	C2	LAIDLAW/DIFFEY		Porsche 904/6	1:30:57.673	38	23.064	67.47	2:10.080
3	143	C2	BENDAL/WYKEHAM		Iso Grifo Bizzarini	1:31:27.592	38	52.983	67.10	2:09.988
4	44	A2	BAILEY/PEARSON		Cooper Bobtail	1:31:43.131	38	1:08.522	66.91	2:13.119
5	165	C2	TAYLOR/DRON		Aston Martin DB4	1:31:47.239	38	1:12.630	66.86	2:12.263
6	88	A2	WELSH/WELSH		Austin Healey	1:31:48.881	38	1:14.272	66.84	2:10.958
7	73	B2	CLARKSON/WILLIAMS		Austin Healey 3000 Mk1	1:32:22.637	38	1:48.028	66.44	2:11.473
8	151	C2	FRIEDRICHS/CLARK		Aston Martin DB4GT	1:32:33.166	38	1:58.557	66.31	2:13.551
9	170	C2	WIGLEY/CAMERON		Iso Grifo A-3	1:30:37.532	37	1 LAP	65.94	2:11.025
10	67	B2	BOURNE/AHLERS		Morgan Plus 4	1:32:16.891	37	1 LAP	64.76	2:15.236
11	87	B2	SMITHIES/WOOLLEY		Austin Healey 100/6	1:32:25.831	37	1 LAP	64.65	2:13.612
12	34	A2	PEETERS/DECOUX		Lotus 11	1:32:26.162	37	1 LAP	64.65	2:12.440
13	18	C2	LINDSAY/PATTINSON		Shelby Mustang GT350R	1:32:35.384	37	1 LAP	64.54	2:14.552
14	75	B2	DEVIS/CLEVELY		Ferrari 250GT SWB	1:30:36.467	36	2 LAPS	64.17	2:15.559
15	1	A1	NEUMARK/GRIFFITHS		Cooper Jaguar	1:30:49.719	36	2 LAPS	64.01	2:14.822
16	7	A1	CUSSONS/QUINN		Jaguar C-Type	1:30:50.698	36	2 LAPS	64.00	2:16.648
17	80	B2	KREMER/KREMER		Morgan Plus 4	1:31:54.358	36	2 LAPS	63.26	2:22.643
18	128	C1	WRIGHT/GANS		Alfa Romeo TZ1	1:32:28.575	36	2 LAPS	62.87	2:16.104
19	118	C1	MULLEN/SCOTTI		Alfa Romeo TZ1	1:32:44.918	36	2 LAPS	62.69	2:15.248
20	82	B2	PAUL/WELLS		Morgan plus 4	1:32:49.220	36	2 LAPS	62.64	2:16.969
21	136	C2	BRIDGES/FEILDEN		AC Cobra	1:31:02.656	35	3 LAPS	62.09	2:18.285
22	53	B1	HILL/MONK		Lotus Elite	1:31:36.765	35	3 LAPS	61.70	2:19.886
23	156	C2	LYNN/KIVLOCHAN		AC Cobra Le Mans	1:31:43.911	35	3 LAPS	61.62	2:12.322
24	126	C1	WILLIS/CHILCOTT		MG Midget	1:31:43.961	35	3 LAPS	61.62	2:20.891
25	59	B2	VEREY/CAVELL		Jaguar XK150S	1:31:49.949	35	3 LAPS	61.56	2:22.819
26	161	C2	RAWE/COOKE		Aston Martin DB4	1:31:56.494	35	3 LAPS	61.48	2:22.755
27	86	B2	SKINNER/PRIOR		AC Ace	1:31:08.601	34	4 LAPS	60.25	2:19.560
28	6	A1	BENNETT/ROLLASON		Aston Martin DB3S	1:31:34.088	34	4 LAPS	59.97	2:17.673
29	132	C1	BIANCHI/BIANCHI		MGB	1:31:55.133	34	4 LAPS	59.74	2:22.583
30	50	B1	BEALE/BEALE		Lotus Elite	1:31:10.521	33	5 LAPS	58.46	2:22.871
31	31	A2	MOY/SMITH		Lola Mk1	1:21:20.570	30	8 LAPS	59.57	2:23.794

NOT CLASSIFIED

71	B2	COXTICE		Austin Healey 3000	1:03:06.411	25	D.N.F.	63.98	2:17.312
110	C1	HAMPSON/BRADFIELD		Sunbeam Alpine Le Mans	1:13:07.183	25	D.N.F.	55.22	2:32.504
20	A1	WOOD/CANNELL		RGS Atalanta Jaguar	51:33.196	20	D.N.F.	62.66	2:21.377
30	A2	MILLS/MONTGOMERY		Lotus 11	46:56.994	17	D.N.F.	58.48	2:30.813
29	A2	HORSMAN/NELLEMAN		Lotus 17	25:24.376	10	D.N.F.	63.57	2:29.125

FASTEST LAP

4	A1	SYTNER/HADFIELD		Cobra	2:08.824	30	75.22mph	121.06kph
143	C2	BENDAL/WYKEHAM		Iso Grifo Bizzarini	2:09.988	27	74.55mph	119.98kph
88	A2	WELSH/WELSH		Austin Healey	2:10.958	36	74.00mph	119.09kph
73	B2	CLARKSON/WILLIAMS		Austin Healey 3000 Mk1	2:11.473	36	73.71mph	118.62kph
118	C1	MULLEN/SCOTTI		Alfa Romeo TZ1	2:15.248	35	71.65mph	115.31kph
53	B1	HILL/MONK		Lotus Elite	2:19.886	31	69.27mph	111.49kph

Weather/Track Cloudy/Wet, Drying

Oulton Park
Circuit Length = 2.6920 miles.
Start: 12:04 End: 13:35

These results are provisional until the conclusion of any judicial and technical matters.

Clerk of Course:	Stewards:	Timekeeper:
------------------	-----------	-------------

Race11 HMRN Gentleman Drivers GT Sports Endurance

LAP CHART

Lap 1			Lap 2			Lap 3			Lap 4			Lap 5		
No	Behind	Laptime	No	Behind	Laptime	No	Behind	Laptime	No	Behind	Laptime	No	Behind	Laptime
4		2:36.578	4		2:30.439	4		2:31.214	4		2:31.451	4		2:33.250
29	2.142	2:38.720	29	1.807	2:30.104	29	1.254	2:30.661	44	0.828	2:30.955	44	0.152	2:32.574
154	2.760	2:39.338	44	2.238	2:29.489	44	1.324	2:30.300	29	2.096	2:32.293	154	1.558	2:32.340
44	3.188	2:39.766	154	3.567	2:31.246	154	2.235	2:29.882	154	2.468	2:31.684	29	1.981	2:33.135
143	6.760	2:43.338	143	10.572	2:34.251	143	12.781	2:33.423	143	15.194	2:33.864	143	16.003	2:34.059
151	8.465	2:45.043	170	11.070	2:32.579	170	14.097	2:34.241	170	16.652	2:34.006	170	17.412	2:34.010
170	8.930	2:45.508	165	14.208	2:35.341	165	14.937	2:31.943	165	17.581	2:34.095	165	20.323	2:35.992
165	9.306	2:45.884	151	15.178	2:37.152	151	19.633	2:35.669	151	24.824	2:36.642	88	28.930	2:36.409
73	11.707	2:48.285	73	18.194	2:36.926	73	22.305	2:35.325	88	25.771	2:34.418	151	29.418	2:37.844
88	12.279	2:48.857	88	18.997	2:37.157	88	22.804	2:35.021	73	28.494	2:37.640	71	33.010	2:37.404
71	13.447	2:50.025	71	20.009	2:37.001	71	23.851	2:35.056	71	28.856	2:36.456	73	34.372	2:39.128
31	14.627	2:51.205	31	24.010	2:39.822	31	27.101	2:34.305	31	30.926	2:35.276	7	34.659	2:34.803
87	15.592	2:52.170	87	24.679	2:39.526	7	30.611	2:34.793	7	33.106	2:33.946	31	35.658	2:37.982
34	17.321	2:53.899	20	26.795	2:39.628	87	32.568	2:39.103	18	40.094	2:35.841	18	42.891	2:36.047
20	17.606	2:54.184	7	27.032	2:39.509	67	34.957	2:36.653	67	43.833	2:40.327	67	47.413	2:36.830
7	17.962	2:54.540	67	29.518	2:41.297	20	35.244	2:39.663	87	44.605	2:43.488	20	49.618	2:38.123
67	18.660	2:55.238	34	30.244	2:43.362	18	35.704	2:36.559	20	44.745	2:40.952	87	53.870	2:42.515
128	20.690	2:57.268	18	30.359	2:39.685	128	40.429	2:39.844	80	49.026	2:38.570	80	54.353	2:38.577
18	21.113	2:57.691	128	31.799	2:41.548	80	41.907	2:40.965	34	51.612	2:39.527	34	58.199	2:39.837
80	22.399	2:58.977	80	32.156	2:40.196	34	43.536	2:44.506	128	1:01.533	2:52.555	128	1:12.697	2:44.414
75	24.637	3:01.215	75	38.850	2:44.652	75	51.858	2:44.222	75	1:05.081	2:44.674	75	1:16.538	2:44.707
53	26.589	3:03.167	53	42.635	2:46.485	53	56.574	2:45.153	1	1:11.230	2:44.364	1	1:22.266	2:44.286
82	28.009	3:04.587	118	44.037	2:46.242	118	57.727	2:44.904	118	1:12.817	2:46.541	118	1:24.440	2:44.873
118	28.234	3:04.812	82	45.319	2:47.749	1	58.317	2:43.716	82	1:14.455	2:46.130	82	1:25.893	2:44.688
30	30.229	3:06.807	1	45.815	2:45.431	82	59.776	2:45.671	53	1:14.684	2:49.561	53	1:28.348	2:46.914
1	30.823	3:07.401	30	47.569	2:47.779	30	1:01.310	2:44.955	30	1:16.907	2:47.048	30	1:28.861	2:45.204
6	33.524	3:10.102	50	48.925	2:45.770	50	1:03.951	2:46.240	50	1:18.076	2:45.576	50	1:30.991	2:46.165
50	33.594	3:10.172	126	52.274	2:48.248	126	1:06.935	2:45.875	59	1:18.752	2:41.737	59	1:31.779	2:46.277
126	34.465	3:11.043	6	55.607	2:52.522	59	1:08.466	2:43.044	136	1:22.204	2:43.230	136	1:32.661	2:43.707
86	37.546	3:14.124	59	56.636	2:49.158	136	1:10.425	2:44.436	126	1:22.974	2:47.490	126	1:35.017	2:45.293
59	37.917	3:14.495	136	57.203	2:46.604	6	1:17.246	2:52.853	6	1:35.875	2:50.080	6	1:56.167	2:53.542
136	41.038	3:17.616	86	1:04.501	2:57.394	86	1:26.474	2:53.187	86	1:48.101	2:53.078	86	2:10.298	2:55.447
161	41.677	3:18.255	161	1:05.342	2:54.104	161	1:27.131	2:53.003	161	1:49.353	2:53.673	161	2:10.606	2:54.503
132	46.147	3:22.725	156	1:17.254	3:01.193	156	1:41.873	2:55.833	156	2:06.063	2:55.641	156	2:28.813	2:56.000
156	46.500	3:23.078	132	1:18.177	3:02.469	132	1:46.293	2:59.330	132	2:14.444	2:59.602			
110	47.992	3:24.570	110	1:21.265	3:03.712	110	1:48.203	2:58.152	110	2:16.653	2:59.901			

Weather/Track Cloudy/Wet, Drying

Oulton Park
Circuit Length = 2.6920 miles.
Start: 12:04 End: 13:35

Race11 HMRN Gentleman Drivers GT Sports Endurance

LAP CHART

(contd.)

Lap 6			Lap 7			Lap 8			Lap 9			Lap 10		
No	Behind	Laptime	No	Behind	Laptime	No	Behind	Laptime	No	Behind	Laptime	No	Behind	Laptime
44		2:31.867	44		2:33.318	44		2:29.890	154		2:25.691	154		2:27.002
154	3.153	2:33.614	154	1.153	2:31.318	154	0.665	2:29.402	44	1.706	2:28.062	136	1 LAP	2:41.672
4	3.664	2:35.683	4	4.080	2:33.734	4	5.775	2:31.585	4	8.786	2:29.367	44	2.172	2:27.468
29	5.248	2:35.286	86	1 LAP	2:59.478	29	6.244	2:30.852	29	9.013	2:29.125	30	1 LAP	2:44.927
132	1 LAP	3:02.495	29	5.282	2:33.352	6	1 LAP	2:57.357	170	36.605	2:32.732	82	1 LAP	2:44.403
110	1 LAP	3:06.120	143	22.722	2:37.506	161	1 LAP	2:49.854	161	1 LAP	2:48.422	53	1 LAP	2:44.862
143	18.534	2:34.550	170	24.200	2:37.362	143	29.798	2:36.966	143	38.575	2:35.133	50	1 LAP	2:44.892
170	20.156	2:34.763	156	1 LAP	3:02.061	170	30.229	2:35.919	165	41.544	2:33.386	4	9.444	2:27.660
165	26.463	2:38.159	165	29.835	2:36.690	86	1 LAP	2:59.164	6	1 LAP	2:54.202	126	1 LAP	2:44.868
88	31.891	2:34.980	88	36.201	2:37.628	165	34.514	2:34.569	88	45.310	2:31.699	29	12.859	2:30.848
151	34.682	2:37.283	151	37.867	2:36.503	88	39.967	2:33.656	151	48.425	2:32.044	170	38.555	2:28.952
71	36.698	2:35.707	71	39.682	2:36.302	151	42.737	2:34.760	71	49.869	2:32.748	143	41.318	2:29.745
7	39.684	2:37.044	132	1 LAP	3:03.826	71	43.477	2:33.685	7	1:03.245	2:36.437	165	46.398	2:31.856
73	43.283	2:40.930	7	45.250	2:38.884	156	1 LAP	2:57.279	86	1 LAP	2:57.707	88	50.895	2:32.587
31	43.881	2:40.242	73	51.218	2:41.253	7	53.164	2:37.804	18	1:13.753	2:36.395	71	55.263	2:32.396
18	47.579	2:36.707	31	51.625	2:41.062	73	1:01.861	2:40.533	73	1:15.797	2:40.292	161	1 LAP	2:47.801
67	55.499	2:40.105	110	1 LAP	3:07.499	18	1:03.714	2:41.043	31	1:17.039	2:38.123	151	1:00.354	2:38.931
20	56.722	2:39.123	18	52.561	2:38.300	31	1:05.272	2:43.537	20	1:20.122	2:33.881	7	1:07.682	2:31.439
80	1:00.727	2:38.393	67	1:02.437	2:40.256	67	1:12.467	2:39.920	67	1:21.419	2:35.308	6	1 LAP	2:54.679
87	1:05.081	2:43.230	20	1:03.102	2:39.698	20	1:12.597	2:39.385	156	1 LAP	2:57.296	18	1:20.783	2:34.032
128	1:27.743	2:47.065	80	1:06.395	2:38.986	132	1 LAP	3:00.480	80	1:25.174	2:36.101	73	1:24.946	2:36.151
75	1:28.654	2:44.135	87	1:14.215	2:42.452	80	1:15.429	2:38.924	87	1:43.792	2:43.088	31	1:25.726	2:35.689
34	1:34.090	3:07.910	75	1:40.056	2:44.720	110	1 LAP	3:00.655	132	1 LAP	2:59.933	20	1:26.388	2:33.268
1	1:34.563	2:44.316	34	1:44.692	2:43.920	87	1:27.060	2:42.735	110	1 LAP	2:58.339	67	1:27.073	2:32.656
118	1:37.245	2:44.824	128	1:48.774	2:54.349	75	1:54.422	2:44.256	75	2:08.862	2:40.796	80	1:34.852	2:36.680
82	1:41.021	2:47.147	118	1:49.458	2:45.531	34	1:55.437	2:40.635	34	2:09.519	2:40.438	86	1 LAP	2:58.857
30	1:43.046	2:46.204	1	1:55.253	2:54.008	128	2:04.392	2:45.508	128	2:21.129	2:43.093	156	1 LAP	2:54.112
53	1:43.393	2:47.064	30	1:57.028	2:47.300	118	2:04.679	2:45.111	118	2:21.531	2:43.208	87	1:55.510	2:38.720
59	1:44.224	2:44.464	59	1:57.359	2:46.453	1	2:08.727	2:43.364	1	2:22.723	2:40.352	132	1 LAP	2:55.944
136	1:45.344	2:44.702	82	1:59.080	2:51.377	59	2:09.613	2:42.144	59	2:23.752	2:40.495	75	2:18.472	2:36.612
50	1:46.147	2:47.175	136	1:59.703	2:47.677	30	2:12.964	2:45.826				34	2:19.827	2:37.310
126	1:49.082	2:46.084	53	2:00.536	2:50.461	136	2:13.648	2:43.835						
6	2:20.421	2:56.273	50	2:01.708	2:48.879	82	2:15.457	2:46.267						
161	2:29.823	2:51.236	126	2:03.071	2:47.307	53	2:16.076	2:45.430						
						50	2:17.289	2:45.471						
						126	2:18.126	2:44.945						

Weather/Track Cloudy/Wet, Drying

Oulton Park
Circuit Length = 2.6920 miles.
Start: 12:04 End: 13:35

Race11 HMRN Gentleman Drivers GT Sports Endurance

LAP CHART

(contd.)

Lap 11			Lap 12			Lap 13			Lap 14			Lap 15		
No	Behind	Laptime	No	Behind	Laptime	No	Behind	Laptime	No	Behind	Laptime	No	Behind	Laptime
154		2:24.125	154		2:20.205	44		2:21.124	44		2:18.352	44		2:16.550
110	2 LAPS	2:57.571	44	5.418	2:23.296	154	10.189	2:36.731	6	2 LAPS	2:41.981	154	9.782	2:16.582
44	2.327	2:24.280	75	1 LAP	2:35.635	4	11.339	2:21.594	154	9.750	2:17.913	4	20.790	2:17.343
1	1 LAP	2:39.918	34	1 LAP	2:35.180	87	1 LAP	2:47.143P	4	19.997	2:27.010	6	2 LAPS	2:41.307
128	1 LAP	2:42.926	4	16.287	2:23.293	86	2 LAPS	2:52.425	34	1 LAP	2:35.124	170	51.589	2:21.391
4	13.199	2:27.880	1	1 LAP	2:34.456	34	1 LAP	2:38.941	75	1 LAP	2:34.908	34	1 LAP	2:29.954
59	1 LAP	2:40.684	132	2 LAPS	2:55.032	156	2 LAPS	2:51.175	1	1 LAP	2:31.869	75	1 LAP	2:30.343
118	1 LAP	2:43.792	128	1 LAP	2:36.818	75	1 LAP	2:40.906	170	46.748	2:21.694	1	1 LAP	2:28.581
136	1 LAP	2:37.820	59	1 LAP	2:37.675	1	1 LAP	2:32.164	86	2 LAPS	2:50.124	143	1:00.850	2:24.401
30	1 LAP	2:40.385	136	1 LAP	2:37.964	128	1 LAP	2:36.006	161	2 LAPS	3:46.008	161	2 LAPS	2:35.839
82	1 LAP	2:40.341	118	1 LAP	2:40.791	59	1 LAP	2:35.474	156	2 LAPS	2:43.735	87	1 LAP	2:28.921
53	1 LAP	2:43.292	110	2 LAPS	2:56.145	136	1 LAP	2:33.196	143	52.999	2:23.602	128	1 LAP	2:35.230
126	1 LAP	2:41.762	30	1 LAP	2:41.263	170	43.406	2:24.721	128	1 LAP	2:34.185	88	1:16.450	2:22.961
50	1 LAP	2:45.667	82	1 LAP	2:40.672	118	1 LAP	2:39.489	87	1 LAP	3:01.888	151	1:16.896	2:20.919
170	40.964	2:26.534	170	45.227	2:24.468	143	47.749	2:26.457	136	1 LAP	2:36.982	165	1:18.976	2:22.750
143	43.511	2:26.318	126	1 LAP	2:40.468	132	2 LAPS	2:53.978	59	1 LAP	2:38.406	156	2 LAPS	2:46.489
165	50.365	2:28.092	143	47.834	2:24.528	30	1 LAP	2:38.750	118	1 LAP	2:34.083	136	1 LAP	2:37.606
88	54.870	2:28.100	53	1 LAP	2:41.332	82	1 LAP	2:39.830	88	1:10.039	2:29.471	59	1 LAP	2:37.041
71	59.363	2:28.225	50	1 LAP	2:40.046	126	1 LAP	2:36.013	71	1:11.064	2:27.884	71	1:20.296	2:25.782
151	1:04.248	2:28.019	88	59.954	2:25.289	88	58.920	2:25.508	151	1:12.527	2:25.857	118	1 LAP	2:36.468
7	1:13.356	2:29.799	71	1:04.622	2:25.464	53	1 LAP	2:39.492	165	1:12.776	2:27.651	86	2 LAPS	2:53.628P
161	1 LAP	2:41.859	165	1:05.504	2:35.344	71	1:01.532	2:23.452	30	1 LAP	2:37.089	30	1 LAP	2:32.944
18	1:28.846	2:32.188	151	1:08.373	2:24.330	50	1 LAP	2:39.500	126	1 LAP	2:40.985	7	1:38.020	2:27.137
20	1:30.651	2:28.388	7	1:20.724	2:27.573	165	1:03.477	2:24.515	82	1 LAP	2:42.695	82	1 LAP	2:34.828
73	1:33.976	2:33.155	18	1:38.224	2:29.583	151	1:05.022	2:23.191	53	1 LAP	2:41.690	53	1 LAP	2:34.011
6	1 LAP	2:50.546	20	1:38.402	2:27.956	110	2 LAPS	2:58.495	132	2 LAPS	2:52.125	126	1 LAP	2:39.322
31	1:43.352	2:41.751	73	1:42.416	2:28.645	7	1:19.414	2:25.232	7	1:27.433	2:26.371	20	1:47.360	2:23.081
67	1:44.169	2:41.221	161	1 LAP	2:50.151P	20	1:35.358	2:23.498	50	1 LAP	2:42.899	50	1 LAP	2:36.623
80	1:45.827	2:35.100	67	1:54.376	2:30.412	18	1:40.428	2:28.746	20	1:40.829	2:23.823	132	2 LAPS	2:43.128
86	1 LAP	2:56.677	31	1:56.259	2:33.112	73	1:41.261	2:25.387	110	2 LAPS	2:52.091	73	1:53.806	2:22.611
87	2:12.180	2:40.795	80	1:56.857	2:31.235	67	1:54.232	2:26.398	18	1:47.040	2:24.964	18	1:56.061	2:25.571
156	1 LAP	2:52.507	6	1 LAP	2:47.409	80	1:55.917	2:25.602	73	1:47.745	2:24.836	67	2:07.017	2:22.890
						31	1:58.022	2:28.305	67	2:00.677	2:24.797	80	2:09.561	2:24.131
									80	2:01.980	2:24.415			
									31	2:03.464	2:23.794			

Weather/Track Cloudy/Wet, Drying

Oulton Park
Circuit Length = 2.6920 miles.
Start: 12:04 End: 13:35

Race11 HMRN Gentleman Drivers GT Sports Endurance

LAP CHART

(contd.)

Lap 16			Lap 17			Lap 18			Lap 19			Lap 20		
No	Behind	Laptime	No	Behind	Laptime	No	Behind	Laptime	No	Behind	Laptime	No	Behind	Laptime
44		2:15.000	44		2:14.568	44		2:18.855P	4		2:13.654	4		2:19.284P
110	3 LAPS	2:50.632	154	3.807	2:11.079	154	1.166	2:16.214P	50	2 LAPS	2:29.535	110	4 LAPS	2:40.644
31	1 LAP	2:33.243P	80	1 LAP	2:24.891	50	2 LAPS	2:31.773	20	1 LAP	3:05.582	82	2 LAPS	2:31.576P
154	7.296	2:12.514	132	3 LAPS	2:41.282	53	2 LAPS	2:42.999P	86	3 LAPS	2:28.961	50	2 LAPS	2:30.361P
4	22.493	2:16.703	67	1 LAP	2:29.217P	4	16.139	2:13.417	154	32.380	3:01.007	170	28.924	2:12.489
6	2 LAPS	2:36.984	86	3 LAPS	3:19.217	80	1 LAP	2:31.744P	170	35.719	2:15.241	20	1 LAP	2:26.065
170	54.432	2:17.843	4	21.577	2:13.652	86	3 LAPS	2:31.043	30	2 LAPS	3:24.396P	86	3 LAPS	2:26.123
34	1 LAP	2:26.255	110	3 LAPS	2:55.362P	132	3 LAPS	2:40.128	18	1 LAP	3:14.709	154	32.089	2:18.993
75	1 LAP	2:25.814	170	55.034	2:15.170	170	50.271	2:14.092	44	44.580	3:14.373	18	1 LAP	2:22.956
143	1:06.515	2:20.665	6	2 LAPS	2:34.000	67	1 LAP	3:03.751	132	3 LAPS	2:47.855P	44	47.964	2:22.668
1	1 LAP	2:27.708	143	1:15.071	2:23.124P	151	1:18.348	2:16.591	67	1 LAP	2:24.141	156	3 LAPS	3:15.002
151	1:18.570	2:16.674	34	1 LAP	2:26.448	88	1:18.464	2:16.369	151	1:03.177	2:14.622	67	1 LAP	2:23.163
87	1 LAP	2:25.225	75	1 LAP	2:25.881	34	1 LAP	2:24.119	88	1:03.766	2:15.095	118	2 LAPS	3:23.979
88	1:18.956	2:17.506	151	1:20.612	2:16.610	75	1 LAP	2:24.577	80	1 LAP	3:18.256	59	2 LAPS	3:33.548
165	1:24.204	2:20.228	88	1:20.950	2:16.562	6	2 LAPS	2:37.017P	53	2 LAPS	3:33.284	88	58.544	2:14.062
71	1:24.689	2:19.393	1	1 LAP	2:26.783	87	1 LAP	2:20.989	34	1 LAP	2:20.382	151	1:06.983	2:23.090P
161	2 LAPS	2:33.236	87	1 LAP	2:20.236	1	1 LAP	2:24.260	87	1 LAP	2:17.506	87	1 LAP	2:18.705
128	1 LAP	2:29.759	165	1:27.176	2:17.540	71	1:27.718	2:19.140	75	1 LAP	2:25.620P	80	1 LAP	2:27.266
136	1 LAP	2:32.314	71	1:27.433	2:17.312	165	1:28.511	2:20.190	71	1:20.932	2:23.007P	34	1 LAP	2:22.474
59	1 LAP	2:36.157	161	2 LAPS	2:29.085	31	2 LAPS	6:04.736	1	1 LAP	2:24.637	53	2 LAPS	2:25.064
156	2 LAPS	2:38.119	128	1 LAP	2:27.462	128	1 LAP	2:29.641	165	1:23.187	2:24.469P	1	1 LAP	2:23.242
118	1 LAP	2:34.592	136	1 LAP	2:24.793	136	1 LAP	2:23.847	31	2 LAPS	2:35.039	143	1:37.772	2:12.971
7	1:48.282	2:25.262	7	1:55.189	2:21.475	161	2 LAPS	2:32.662	143	1:44.085	2:14.902	136	1 LAP	2:21.972
30	1 LAP	2:35.304	59	1 LAP	2:28.453	7	1:58.306	2:21.972	136	1 LAP	2:23.085	31	2 LAPS	2:33.285
20	1:53.737	2:21.377	156	2 LAPS	2:33.587	143	1:58.976	3:02.760	7	1:50.290	2:21.777	165	1:55.827	2:51.924
82	1 LAP	2:31.459	118	1 LAP	2:33.940	59	1 LAP	2:33.846P	161	2 LAPS	2:28.532	7	1:58.915	2:27.909P
53	1 LAP	2:30.355	30	1 LAP	2:30.813	110	3 LAPS	3:47.116	128	1 LAP	2:33.909P	73	1:59.140	2:18.931
126	1 LAP	2:30.620	73	2:07.319	2:23.370	73	2:11.583	2:23.119	73	1:59.493	2:17.703	161	2 LAPS	2:27.266
73	1:58.517	2:19.711	20	2:07.547	2:28.378P	118	1 LAP	2:34.873P	6	2 LAPS	3:16.478	132	3 LAPS	3:35.651
18	2:03.282	2:22.221	82	1 LAP	2:29.075	126	1 LAP	2:26.992	126	1 LAP	2:25.514	71	2:01.460	2:59.812
50	1 LAP	2:31.710	126	1 LAP	2:29.059	82	1 LAP	2:30.923				75	1 LAP	3:13.767
			18	2:17.694	2:28.980P	156	2 LAPS	2:40.356P				6	2 LAPS	2:22.289
												126	1 LAP	2:31.710P
												110	3 LAPS	2:36.421

Weather/Track Cloudy/Wet, Drying

Oulton Park
Circuit Length = 2.6920 miles.
Start: 12:04 End: 13:35

Race11 HMRN Gentleman Drivers GT Sports Endurance LAP CHART

(contd.)

Lap 21			Lap 22			Lap 23			Lap 24			Lap 25		
No	Behind	Laptime	No	Behind	Laptime	No	Behind	Laptime	No	Behind	Laptime	No	Behind	Laptime
170		2:11.681	170		2:11.025	154		3:26.044	154		3:09.932	4		2:09.949
128	2 LAPS	3:11.190	7	1 LAP	2:57.453	170	0.994	3:38.831P	110	4 LAPS	3:11.309	154	1.027	2:13.587
154	8.284	2:16.800	154	11.793	2:14.534	110	4 LAPS	3:18.362	128	2 LAPS	3:10.654	44	6.786	2:16.346
20	1 LAP	2:27.143	128	2 LAPS	2:23.923	128	2 LAPS	3:19.197	4	2.611	3:10.378	128	2 LAPS	2:24.292
86	3 LAPS	2:27.421	110	4 LAPS	2:33.338	4	2.165	3:14.468	44	3.000	3:09.801	156	3 LAPS	2:20.137
4	24.011	3:04.616	4	25.534	2:12.548	44	3.131	3:11.704	18	1 LAP	3:10.872	136	2 LAPS	2:27.838
44	24.647	2:17.288	44	29.264	2:15.642	18	1 LAP	3:06.552	156	3 LAPS	3:10.308	18	1 LAP	2:21.518
18	1 LAP	2:21.203	18	1 LAP	2:19.974	156	3 LAPS	3:05.999	67	1 LAP	3:09.977	67	1 LAP	2:21.419
156	3 LAPS	2:20.367	156	3 LAPS	2:20.732	67	1 LAP	3:05.890	118	2 LAPS	3:10.308	87	1 LAP	2:16.754
67	1 LAP	2:20.825	88	38.470	2:17.564	118	2 LAPS	3:06.060	86	3 LAPS	3:11.464	118	2 LAPS	2:21.752
118	2 LAPS	2:18.576	67	1 LAP	2:20.803	86	3 LAPS	3:05.875	82	2 LAPS	3:11.183	143	18.838	2:14.697
88	31.931	2:13.992	118	2 LAPS	2:19.917	82	2 LAPS	2:54.337	87	1 LAP	3:11.611	7	1 LAP	2:33.832
82	2 LAPS	3:16.439	86	3 LAPS	2:33.769	87	1 LAP	2:52.138	59	2 LAPS	3:11.462	82	2 LAPS	2:20.762
59	2 LAPS	2:28.929	82	2 LAPS	2:24.677	88	11.802	3:11.169P	126	2 LAPS	3:11.559	86	3 LAPS	2:25.402
87	1 LAP	2:16.575	87	1 LAP	2:18.398	59	2 LAPS	2:51.055	143	16.701	3:10.328	110	4 LAPS	2:36.001
80	1 LAP	2:24.462	59	2 LAPS	2:27.302	126	2 LAPS	2:41.883	80	1 LAP	3:11.251	59	2 LAPS	2:24.496
34	1 LAP	2:24.736	126	2 LAPS	3:32.848	143	16.305	2:40.847	53	2 LAPS	3:12.670	126	2 LAPS	2:23.844
53	2 LAPS	2:25.135	34	1 LAP	2:24.145	80	1 LAP	2:40.914	165	24.967	3:12.292	165	27.858	2:15.451
50	2 LAPS	3:28.383	143	1:13.295	2:15.331	53	2 LAPS	2:40.426	151	27.062	3:03.338	80	1 LAP	2:25.054
143	1:08.989	2:11.822	80	1 LAP	2:26.942	50	2 LAPS	2:35.778	71	27.393	3:01.065	151	34.208	2:19.706
1	1 LAP	2:29.443P	53	2 LAPS	2:26.482	34	1 LAP	2:44.651P	75	1 LAP	2:42.425	75	1 LAP	2:19.394
136	1 LAP	2:25.342P	50	2 LAPS	2:30.884	165	22.607	2:19.409	50	2 LAPS	3:20.692P	53	2 LAPS	2:30.150
165	1:34.299	2:19.077	165	1:41.035	2:17.761	73	30.947	2:25.125P	161	2 LAPS	2:41.931	71	39.661	2:24.828P
73	1:36.748	2:18.213	73	1:43.659	2:17.936	151	33.656	2:20.181	132	3 LAPS	2:40.060	161	2 LAPS	2:22.957
151	1:38.256	3:11.878	151	1:51.312	2:24.081	71	36.260	2:22.393	6	2 LAPS	2:39.789	6	2 LAPS	2:19.757
71	1:42.637	2:21.782	71	1:51.704	2:20.092	75	1 LAP	2:34.020	31	2 LAPS	2:33.200	132	3 LAPS	2:23.098
161	2 LAPS	2:27.045	75	1 LAP	2:20.063	161	2 LAPS	2:34.117	1	1 LAP	2:33.117	1	1 LAP	2:15.783
132	3 LAPS	2:27.379	161	2 LAPS	2:25.929	132	3 LAPS	2:36.451	170	40.089	3:49.027	88	42.575	2:14.525
31	2 LAPS	2:32.894	132	3 LAPS	2:25.660	6	2 LAPS	2:39.145	88	40.610	3:38.740	170	47.003	2:19.474
75	1 LAP	2:18.674	6	2 LAPS	2:20.676	31	2 LAPS	2:38.859	34	1 LAP	3:32.436	73	47.568	2:17.375
6	2 LAPS	2:18.805	31	2 LAPS	2:37.292	1	1 LAP	2:27.016	73	42.753	3:21.738	34	1 LAP	2:19.371
			1	1 LAP	3:22.630	7	3:08.354	3:10.399				31	2 LAPS	2:34.391
			7	3:35.792	3:31.054	136	1 LAP	3:10.297						
			136	1 LAP	4:15.152									

Weather/Track Cloudy/Wet, Drying

Oulton Park
Circuit Length = 2.6920 miles.
Start: 12:04 End: 13:35

Race11 HMRN Gentleman Drivers GT Sports Endurance

LAP CHART

(contd.)

Lap 26			Lap 27			Lap 28			Lap 29			Lap 30		
No	Behind	Laptime	No	Behind	Laptime	No	Behind	Laptime	No	Behind	Laptime	No	Behind	Laptime
4		2:10.314	4		2:10.493	4		2:09.796	4		2:09.043	4		2:08.824
154	3.011	2:12.298	154	3.919	2:11.401	154	5.676	2:11.553	154	9.910	2:13.277	154	13.971	2:12.885
44	12.747	2:16.275	50	4 LAPS	6:07.424	50	4 LAPS	2:23.257	143	27.322	2:12.513	31	3 LAPS	2:34.066
156	3 LAPS	2:15.195	44	17.887	2:15.633	44	23.736	2:15.645	44	29.591	2:14.898	143	29.652	2:11.154
143	22.285	2:13.761	143	21.780	2:09.988	143	23.852	2:11.868	156	3 LAPS	2:13.603	44	34.225	2:13.458
128	2 LAPS	2:18.669	156	3 LAPS	2:15.253	156	3 LAPS	2:14.411	50	4 LAPS	2:27.744	156	3 LAPS	2:14.541
18	1 LAP	2:17.934	87	1 LAP	2:15.031	87	1 LAP	2:13.612	87	1 LAP	2:14.016	87	1 LAP	2:15.366
87	1 LAP	2:16.949	18	1 LAP	2:16.582	18	1 LAP	2:14.552	18	1 LAP	2:15.006	165	47.894	2:13.065
67	1 LAP	2:18.954	128	2 LAPS	2:18.970	128	2 LAPS	2:17.544	165	43.653	2:13.352	18	1 LAP	2:20.431
118	2 LAPS	2:18.528	67	1 LAP	2:16.365	67	1 LAP	2:17.443	67	1 LAP	2:16.481	67	1 LAP	2:15.305
136	2 LAPS	2:25.195	118	2 LAPS	2:17.762	165	39.344	2:13.035	128	2 LAPS	2:18.069	50	4 LAPS	2:25.903
82	2 LAPS	2:20.794	165	36.105	2:13.998	118	2 LAPS	2:17.077	118	2 LAPS	2:17.217	128	2 LAPS	2:16.104
165	32.600	2:15.056	82	2 LAPS	2:20.306	82	2 LAPS	2:19.059	88	53.287	2:11.980	88	56.866	2:12.403
7	1 LAP	2:25.483	136	2 LAPS	2:23.981	88	50.350	2:11.888	82	2 LAPS	2:18.317	118	2 LAPS	2:23.252
86	3 LAPS	2:23.237	7	1 LAP	2:20.788	151	54.186	2:17.962	151	1:01.601	2:16.458	82	2 LAPS	2:18.564
59	2 LAPS	2:24.801	151	46.020	2:15.466	136	2 LAPS	2:22.028	75	1 LAP	2:16.983	151	1:09.350	2:16.573
151	41.047	2:17.153	86	3 LAPS	2:21.861	75	1 LAP	2:17.551	1	1 LAP	2:16.631	75	1 LAP	2:17.186
126	2 LAPS	2:25.442	88	48.258	2:13.091	7	1 LAP	2:23.747	136	2 LAPS	2:23.858	1	1 LAP	2:14.822
75	1 LAP	2:17.336	75	1 LAP	2:17.030	1	1 LAP	2:14.931	7	1 LAP	2:21.234	73	1:18.916	2:15.113
88	45.660	2:13.399	1	1 LAP	2:16.575	86	3 LAPS	2:22.672	73	1:12.627	2:13.963	34	1 LAP	2:16.351
80	1 LAP	2:26.238	59	2 LAPS	2:25.814	6	2 LAPS	2:19.392	86	3 LAPS	2:20.788	136	2 LAPS	2:22.821
1	1 LAP	2:16.719	126	2 LAPS	2:24.654	73	1:07.707	2:16.032	34	1 LAP	2:13.844	170	1:24.390	2:16.138
110	4 LAPS	2:35.384	6	2 LAPS	2:17.673	34	1 LAP	2:16.624	170	1:17.076	2:15.638	7	1 LAP	2:23.429
6	2 LAPS	2:20.152	80	1 LAP	2:24.579	170	1:10.481	2:16.413	6	2 LAPS	2:21.956	86	3 LAPS	2:23.363
73	56.019	2:18.765	73	1:01.471	2:15.945	59	2 LAPS	2:24.514	126	2 LAPS	2:20.891	126	2 LAPS	2:21.139
34	1 LAP	2:19.164	34	1 LAP	2:14.989	126	2 LAPS	2:25.974	59	2 LAPS	2:24.848	59	2 LAPS	2:25.147
170	58.078	2:21.389	170	1:03.864	2:16.279	80	1 LAP	2:27.275	80	1 LAP	2:25.350	80	1 LAP	2:27.215
161	2 LAPS	2:27.754	161	2 LAPS	2:23.924	161	2 LAPS	2:23.350	161	2 LAPS	2:22.755	161	2 LAPS	2:23.804
132	3 LAPS	2:27.162	132	3 LAPS	2:23.903	132	3 LAPS	2:23.331	132	3 LAPS	2:22.677	53	2 LAPS	2:21.737
53	2 LAPS	2:34.821	110	4 LAPS	2:34.318	53	2 LAPS	2:22.438	53	2 LAPS	2:20.462	132	3 LAPS	2:24.232
31	2 LAPS	2:33.233	53	2 LAPS	2:24.554	110	4 LAPS	2:32.542	110	4 LAPS	2:32.504			
			31	2 LAPS	2:32.383	31	2 LAPS	2:33.483						

Weather/Track Cloudy/Wet, Drying

Oulton Park
 Circuit Length = 2.6920 miles.
 Start: 12:04 End: 13:35

Race11 HMRN Gentleman Drivers GT Sports Endurance

LAP CHART

(contd.)

Lap 31			Lap 32			Lap 33			Lap 34			Lap 35		
No	Behind	Laptime	No	Behind	Laptime	No	Behind	Laptime	No	Behind	Laptime	No	Behind	Laptime
4		2:09.056	4		2:09.849	4		2:10.974	4		2:09.804	4		2:09.159
154	16.834	2:11.919	132	4 LAPS	2:24.289	59	3 LAPS	2:25.071	126	3 LAPS	2:22.938	86	4 LAPS	2:22.376
143	32.381	2:11.785	154	17.586	2:10.601	53	3 LAPS	2:20.945	6	4 LAPS	2:23.063	126	3 LAPS	2:21.818
44	38.932	2:13.763	143	34.340	2:11.808	80	2 LAPS	2:24.281	59	3 LAPS	2:22.819	154	19.920	2:10.080
156	3 LAPS	2:16.439	44	43.549	2:14.466	161	3 LAPS	2:24.193	53	3 LAPS	2:19.886	6	4 LAPS	2:24.627
31	3 LAPS	2:33.486	156	3 LAPS	2:12.758	132	4 LAPS	2:24.244	154	18.999	2:11.076	59	3 LAPS	2:23.565
87	1 LAP	2:14.950	87	1 LAP	2:15.418	154	17.727	2:11.115	80	2 LAPS	2:23.307	53	3 LAPS	2:21.349
165	51.101	2:12.263	165	55.314	2:14.062	143	34.987	2:11.621	161	3 LAPS	2:23.013	80	2 LAPS	2:22.643
18	1 LAP	2:15.746	88	1:02.903	2:12.226	44	48.003	2:15.428	132	4 LAPS	2:23.107	161	3 LAPS	2:22.858
67	1 LAP	2:16.021	18	1 LAP	2:17.591	156	3 LAPS	2:12.657	143	37.551	2:12.368	132	4 LAPS	2:22.583
88	1:00.526	2:12.716	67	1 LAP	2:18.509	165	57.003	2:12.663	44	52.427	2:14.228	143	41.936	2:13.544
128	2 LAPS	2:17.408	128	2 LAPS	2:17.582	87	1 LAP	2:16.067	156	3 LAPS	2:13.008	44	56.387	2:13.119
50	4 LAPS	2:26.873	31	3 LAPS	2:33.672	88	1:03.628	2:11.699	165	1:00.302	2:13.103	156	3 LAPS	2:12.322
118	2 LAPS	2:17.491	118	2 LAPS	2:17.661	18	1 LAP	2:16.742	88	1:05.925	2:12.101	165	1:04.247	2:13.104
82	2 LAPS	2:17.562	82	2 LAPS	2:17.190	67	1 LAP	2:15.236	18	1 LAP	2:15.846	88	1:08.983	2:12.217
151	1:17.618	2:17.324	151	1:24.946	2:17.177	128	2 LAPS	2:17.404	67	1 LAP	2:15.506	67	1 LAP	2:16.712
75	1 LAP	2:16.678	73	1:27.601	2:14.245	118	2 LAPS	2:17.129	128	2 LAPS	2:16.864	128	2 LAPS	2:17.779
1	1 LAP	2:16.953	75	1 LAP	2:17.596	82	2 LAPS	2:16.969	87	1 LAP	2:37.944	87	1 LAP	2:15.432
73	1:23.205	2:13.345	50	4 LAPS	2:27.064	73	1:31.122	2:14.495	118	2 LAPS	2:15.266	118	2 LAPS	2:15.300
34	1 LAP	2:14.611	1	1 LAP	2:17.685	151	1:32.015	2:18.043	73	1:35.359	2:14.041	73	1:38.449	2:12.249
170	1:30.329	2:14.995	34	1 LAP	2:12.440	75	1 LAP	2:16.090	82	2 LAPS	2:17.406	34	1 LAP	2:12.618
136	2 LAPS	2:21.078	170	1:40.203	2:19.723	34	1 LAP	2:15.513	151	1:38.610	2:16.399	151	1:46.049	2:16.598
7	1 LAP	2:20.077	136	2 LAPS	2:18.285	31	3 LAPS	2:33.103	34	1 LAP	2:14.427	82	2 LAPS	2:19.066
86	3 LAPS	2:20.375	7	1 LAP	2:18.247	1	1 LAP	2:17.741	75	1 LAP	2:15.559	75	1 LAP	2:28.520
126	2 LAPS	2:21.350	86	3 LAPS	2:19.560	50	4 LAPS	2:26.157	1	1 LAP	2:21.279	170	2:01.016	2:16.311
6	3 LAPS	4:50.369	126	2 LAPS	2:21.504	170	1:46.467	2:17.238	170	1:53.864	2:17.201	1	1 LAP	2:31.639
59	2 LAPS	2:24.943	6	3 LAPS	2:23.247	7	1 LAP	2:16.648	7	1 LAP	2:18.976			
80	1 LAP	2:24.023				136	2 LAPS	2:20.611	50	4 LAPS	2:27.544			
53	2 LAPS	2:23.530				86	3 LAPS	2:19.895	136	2 LAPS	2:20.849			
161	2 LAPS	2:24.545												

Weather/Track Cloudy/Wet, Drying

Oulton Park
Circuit Length = 2.6920 miles.
Start: 12:04 End: 13:35

Race11 HMRN Gentleman Drivers GT Sports Endurance LAP CHART

(contd.)

Lap 36			Lap 37			Lap 38			Lap 39			Lap 40		
No	Behind	Laptime	No	Behind	Laptime	No	Behind	Laptime	No	Behind	Laptime	No	Behind	Laptime
4		2:10.035	4		2:09.871	4		2:10.641						
7	2 LAPS	2:20.153	1	2 LAPS	2:18.706	75	2 LAPS	2:16.155						
136	3 LAPS	2:20.573	7	2 LAPS	2:18.172	170	1 LAP	2:16.593						
50	5 LAPS	2:26.503	136	3 LAPS	2:19.058	1	2 LAPS	2:17.193						
86	4 LAPS	2:21.678	154	22.811	2:12.243	7	2 LAPS	2:17.300						
154	20.439	2:10.554	50	5 LAPS	2:24.990	154	23.064	2:10.894						
6	4 LAPS	2:21.862	86	4 LAPS	2:22.015	136	3 LAPS	2:22.632						
126	3 LAPS	2:30.772	6	4 LAPS	2:20.705	86	4 LAPS	2:20.216						
53	3 LAPS	2:20.313	143	48.947	2:13.038	50	5 LAPS	2:22.871						
59	3 LAPS	2:25.219	126	3 LAPS	2:25.137	143	52.983	2:14.677						
143	45.780	2:13.879	53	3 LAPS	2:20.650	6	4 LAPS	2:23.249						
80	2 LAPS	2:23.339	59	3 LAPS	2:24.922	53	3 LAPS	2:20.601						
161	3 LAPS	2:23.252	156	3 LAPS	2:14.314	44	1:08.522	2:13.778						
132	4 LAPS	2:23.169	44	1:05.385	2:15.374	156	3 LAPS	2:15.173						
44	59.882	2:13.530	80	2 LAPS	2:24.817	126	3 LAPS	2:28.610						
156	3 LAPS	2:13.231	161	3 LAPS	2:25.037	165	1:12.630	2:12.609						
165	1:08.228	2:14.016	132	4 LAPS	2:25.194	88	1:14.272	2:13.837						
88	1:09.906	2:10.958	165	1:10.662	2:12.305	59	3 LAPS	2:25.491						
18	1 LAP	4:32.607	88	1:11.076	2:11.041	80	2 LAPS	2:23.659						
67	1 LAP	2:15.797	67	1 LAP	2:15.759	132	4 LAPS	2:22.611						
128	2 LAPS	2:16.246	18	1 LAP	2:20.160	161	3 LAPS	2:24.541						
87	1 LAP	2:14.869	73	1:43.907	2:13.891	67	1 LAP	2:15.309						
73	1:39.887	2:11.473	87	1 LAP	2:16.904	73	1:48.028	2:14.762						
34	1 LAP	2:13.233	128	2 LAPS	2:17.882	87	1 LAP	2:15.362						
118	2 LAPS	2:19.184	34	1 LAP	2:12.945	34	1 LAP	2:13.843						
151	1:50.619	2:14.605	118	2 LAPS	2:15.248	128	2 LAPS	2:17.218						
82	2 LAPS	2:18.169	151	1:54.299	2:13.551	151	1:58.557	2:14.899						
75	1 LAP	2:17.767	82	2 LAPS	2:18.976	18	1 LAP	2:29.850						
170	2:06.842	2:15.861				118	2 LAPS	2:29.137						
						82	2 LAPS	2:20.026						

Weather/Track Cloudy/Wet, Drying

Oulton Park
Circuit Length = 2.6920 miles.
Start: 12:04 End: 13:35

HSCC - Oulton - 27-29 August 2005 - British Racing Drivers Club

QUALIFYING

POS	NO	CL	NAME	NAT	ENTRY	TIME	LAPS	GAP	MPH
1	1	A	Philip WALKER		Lotus 15	2:08.439	9		75.45
2	38	D	Jamie MCINTYRE		Rejo Mk4	2:10.866	9	2.427	74.05
3	27	A	John HARPER		Cooper Monaco	2:12.008	7	3.569	73.41
4	55	B	Rupert WHYTE		Lotus 11	2:12.034	7	3.595	73.39
5	54	B	Peter HORSMAN		Lotus 17 prototype	2:12.185	7	3.746	73.31
6	17	A	Alan MINSHAW		Maserati T61	2:13.349	7	4.910	72.67
7	80	A	Tony WOOD		Lister Jaguar	2:13.500	7	5.061	72.59
8	21	A	Graeme DODD		Cooper Monaco	2:13.548	4	5.109	72.56
9	20	A	Anthony DITHERIDGE		Cooper Monaco	2:14.469	7	6.030	72.07
10	7	A	Barry CANNELL		Willment Climax	2:14.519	8	6.080	72.04
11	92	T	Darren MCWHIRTER		Jaguar XK120	2:15.027	7	6.588	71.77
12	14	A	Stephen GIBSON		Lister Jaguar	2:16.114	7	7.675	71.19
13	95	T	Jac NELLEMAN		Lotus 15	2:16.802	8	8.363	70.84
14	33	T	Nigel WEBB		Jaguar XK120	2:17.184	8	8.745	70.64
15	93	T	Malcolm RICKETTS		Lotus Eleven	2:18.642	8	10.203	69.90
16	28	A	Shaun LYNN		Lister Jaguar	2:19.939	8	11.500	69.25
17	71	T	Ben CUSSONS		Jaguar C-Type	2:20.944	8	12.505	68.75
18	90	T	Tim LLEWELLYN		Tojeiro Jaguar	2:21.108	8	12.669	68.67
19	96	A	Crispin HARRIS		Lister Jaguar	2:23.441	8	15.002	67.56
20	6	C	Benjamin EASTICK		Jaguar D-Type	2:23.594	8	15.155	67.49
21	8	B	Neil DAVIES		Lotus 11	2:25.006	7	16.567	66.83
22	36	B	Rupert WOOD		Widi Sports Racing Mk2	2:28.003	6	19.564	65.48
23	32	T	John CHISHOLM		Jaguar XK120	2:29.279	5	20.840	64.92
24	30	B	Robert MILLS		Lotus 11	2:30.072	7	21.633	64.57
25	40	A	Philip BENNETT		Lister Jaguar	2:30.573	8	22.134	64.36
26	88	A	Irvine LAIDLAW		Maserati 250S	2:32.238	6	23.799	63.65
27	91	T	Simon LLEWELLYN		Lotus 15	2:32.416	6	23.977	63.58
28	23	C	Barry WOOD		RGS Atalanta	2:33.889	8	25.450	62.97
29	97	T	Robin LONGDON		Lola Mk 1	2:34.830	6	26.391	62.59
30	98	T	Peter MULLEN		OSCA 2000S	2:34.907	6	26.468	62.56
31	9	D	Jim WOODLEY		Lotus 17	2:35.035	7	26.596	62.51
32	18	B	John CLARK		Lola MK1	3:25.579	2	1:17.140	47.14

Weather/Track Overcast/Drizzle

Oulton Park
Circuit Length = 2.6920 miles.
Start: 09:37 End: 09:57

These results are provisional until the conclusion of any judicial and technical matters.

Clerk of Course:	Stewards:	Timekeeper:
------------------	-----------	-------------

HSCC - Oulton - 27-29 August 2005 - British Racing Drivers Club

LAP ANALYSIS

1	Philip WALKER	Lotus 15
1 -	4:39.117	6 - 2:08.439
2 -	2:27.661	7 - 2:20.061
3 -	2:17.440	8 - 2:23.793
4 -	2:16.193	9 - 2:17.088
5 -	2:32.891	
6	Benjamin EASTICK	Jaguar D-Type
1 -	5:05.860	6 - 2:23.594
2 -	2:36.384	7 - 2:35.191
3 -	2:32.902	8 - 2:33.771
4 -	2:31.821	
5 -	2:25.782	
7	Barry CANNELL	Willment Climax
1 -	5:15.959	6 - 2:14.519
2 -	2:33.248	7 - 2:31.765
3 -	2:27.118	8 - 2:30.390
4 -	2:24.510	
5 -	2:15.623	
8	Neil DAVIES	Lotus 11
1 -	5:19.515	6 - 2:26.478
2 -	2:40.590	7 - 2:43.283P
3 -	2:39.816	
4 -	2:28.151	
5 -	2:25.006	
9	Jim WOODLEY	Lotus 17
1 -	5:20.413	6 - 2:50.667
2 -	2:41.203	7 - 2:49.972
3 -	3:16.168	
4 -	2:43.753	
5 -	2:35.035	
14	Stephen GIBSON	Lister Jaguar
1 -	4:21.215	6 - 2:16.114
2 -	2:25.616	7 - 2:35.970P
3 -	2:23.651	
4 -	2:21.495	
5 -	2:22.180	
17	Alan MINSHAW	Maserati T61
1 -	4:58.442	6 - 2:13.349
2 -	2:27.966	7 - 2:42.803P
3 -	2:20.905	
4 -	2:21.202	
5 -	2:14.904	

Weather/Track Overcast/Drizzle

Oulton Park
Circuit Length = 2.6920 miles.
Start: 09:37 End: 09:57

These results are provisional until the conclusion of any judicial and technical matters.

Clerk of Course:	Stewards:	Timekeeper:
------------------	-----------	-------------

HSCC - Oulton - 27-29 August 2005 - British Racing Drivers Club LAP ANALYSIS

(contd.)

18	John CLARK	Lola MK1
1 - 5:30.752P 2 - 3:25.579		
20	Anthony DITHERIDGE	Cooper Monaco
1 - 5:05.740 6 - 2:14.469 2 - 2:34.482 7 - 2:40.691P 3 - 2:25.738 4 - 2:21.377 5 - 2:15.442		
21	Graeme DODD	Cooper Monaco
1 - 4:35.588P 2 - 3:47.778 3 - 2:17.304 4 - 2:13.548		
23	Barry WOOD	RGS Atalanta
1 - 5:30.276 6 - 2:36.703 2 - 2:36.551 7 - 2:49.885 3 - 2:37.938 8 - 2:41.861 4 - 2:35.680 5 - 2:33.889		
27	John HARPER	Cooper Monaco
1 - 4:42.730 6 - 2:12.008 2 - 2:26.774 7 - 2:29.735P 3 - 2:19.662 4 - 2:18.385 5 - 2:14.920		
28	Shaun LYNN	Lister Jaguar
1 - 5:23.218 6 - 2:24.981 2 - 2:35.810 7 - 2:34.761 3 - 2:25.249 8 - 2:31.052 4 - 2:26.074 5 - 2:19.939		
30	Robert MILLS	Lotus 11
1 - 5:10.438 6 - 2:33.585 2 - 2:42.910 7 - 2:46.509 3 - 2:34.851 4 - 2:35.643 5 - 2:30.072		

Weather/Track Overcast/Drizzle

Oulton Park
Circuit Length = 2.6920 miles.
Start: 09:37 End: 09:57

These results are provisional until the conclusion of any judicial and technical matters.

Clerk of Course:	Stewards:	Timekeeper:
------------------	-----------	-------------

HSCC - Oulton - 27-29 August 2005 - British Racing Drivers Club

LAP ANALYSIS

(contd.)

32	John CHISHOLM	Jaguar XK120
1 - 7:43.868 2 - 2:36.409 3 - 2:34.348 4 - 2:29.279 5 - 2:37.393P		
33	Nigel WEBB	Jaguar XK120
1 - 4:56.882 6 - 2:17.184 2 - 2:30.426 7 - 2:29.457 3 - 2:25.912 8 - 2:32.921 4 - 2:24.946 5 - 2:23.715		
36	Rupert WOOD	Widi Sports Racing Mk2
1 - 5:22.118 6 - 2:28.003 2 - 2:38.339 3 - 2:32.878 4 - 2:30.940 5 - 2:30.224		
38	Jamie MCINTYRE	Rejo Mk4
1 - 4:40.640 6 - 2:10.866 2 - 2:23.482 7 - 2:21.066 3 - 2:17.511 8 - 2:24.555 4 - 2:36.865 9 - 2:19.384 5 - 2:12.630		
40	Philip BENNETT	Lister Jaguar
1 - 5:31.428 6 - 2:39.703 2 - 2:37.522 7 - 2:46.666 3 - 2:41.482 8 - 2:43.525 4 - 2:30.573 5 - 2:34.895		
54	Peter HORSMAN	Lotus 17 prototype
1 - 6:14.585 6 - 2:15.648 2 - 2:21.221 7 - 2:27.920 3 - 2:21.227 4 - 2:17.492 5 - 2:12.185		
55	Rupert WHYTE	Lotus 11
1 - 4:32.157 6 - 2:12.034 2 - 2:21.065 7 - 2:29.915P 3 - 2:21.237 4 - 2:18.871 5 - 2:18.276		

Weather/Track Overcast/Drizzle

Oulton Park
 Circuit Length = 2.6920 miles.
 Start: 09:37 End: 09:57

These results are provisional until the conclusion of any judicial and technical matters.

Clerk of Course:	Stewards:	Timekeeper:
------------------	-----------	-------------

HSCC - Oulton - 27-29 August 2005 - British Racing Drivers Club

LAP ANALYSIS

(contd.)

71	Ben CUSSONS	Jaguar C-Type
1 -	5:34.240	6 - 2:34.344
2 -	2:33.290	7 - 2:40.046
3 -	2:48.074P	8 - 2:34.655
4 -	2:39.941	
5 -	2:20.944	
80	Tony WOOD	Lister Jaguar
1 -	5:07.037	6 - 2:13.500
2 -	2:29.441	7 - 2:32.367P
3 -	2:22.298	
4 -	2:21.901	
5 -	2:16.838	
88	Irvine LAIDLAW	Maserati 250S
1 -	5:18.916	6 - 2:46.909P
2 -	2:39.806	
3 -	2:40.718	
4 -	2:37.712	
5 -	2:32.238	
90	Tim LLEWELLYN	Tojeiro Jaguar
1 -	5:00.282	6 - 2:21.230
2 -	2:41.172	7 - 2:36.848
3 -	2:31.744	8 - 2:37.032
4 -	2:28.990	
5 -	2:21.108	
91	Simon LLEWELLYN	Lotus 15
1 -	4:58.802	6 - 2:32.416
2 -	2:38.218	
3 -	2:40.191	
4 -	2:54.981P	
5 -	6:26.173	
92	Darren MCWHIRTER	Jaguar XK120
1 -	4:51.609	6 - 2:15.027
2 -	2:28.156	7 - 2:44.064
3 -	2:24.143	
4 -	2:22.494	
5 -	2:16.516	
93	Malcolm RICKETTS	Lotus Eleven
1 -	5:13.728	6 - 2:18.642
2 -	2:38.132	7 - 2:57.276
3 -	2:27.745	8 - 2:30.143
4 -	2:28.184	
5 -	2:20.697	

Weather/Track Overcast/Drizzle

Oulton Park
Circuit Length = 2.6920 miles.
Start: 09:37 End: 09:57

These results are provisional until the conclusion of any judicial and technical matters.

Clerk of Course:	Stewards:	Timekeeper:
------------------	-----------	-------------

HSCC - Oulton - 27-29 August 2005 - British Racing Drivers Club LAP ANALYSIS

(contd.)

95	Jac NELLEMANN	Lotus 15
1 -	5:30.491	6 - 2:19.863
2 -	2:32.074	7 - 2:33.484
3 -	2:29.940	8 - 2:29.290
4 -	2:24.166	
5 -	2:16.802	
96	Crispin HARRIS	Lister Jaguar
1 -	4:54.877	6 - 2:23.441
2 -	2:40.957	7 - 2:38.943
3 -	2:35.254	8 - 2:33.755
4 -	2:31.010	
5 -	2:24.609	
97	Robin LONGDON	Lola Mk 1
1 -	5:02.523	6 - 2:50.871P
2 -	2:36.897	
3 -	2:34.830	
4 -	2:43.046P	
5 -	3:12.826	
98	Peter MULLEN	OSCA 2000S
1 -	5:36.312	6 - 2:54.045P
2 -	2:40.746	
3 -	2:40.314	
4 -	2:36.529	
5 -	2:34.907	

Weather/Track Overcast/Drizzle

Oulton Park
Circuit Length = 2.6920 miles.
Start: 09:37 End: 09:57

These results are provisional until the conclusion of any judicial and technical matters.

Clerk of Course:	Stewards:	Timekeeper:
------------------	-----------	-------------

HSCC - Oulton - 27-29 August 2005 - British Racing Drivers Club

RACE RESULT - AMENDED

POS	NO	CL	NAME	NAT	ENTRY	TIME	LAPS	GAP	MPH	BEST
1	80	A	Tony WOOD		Lister Jaguar	22:39.801	11		78.39	2:01.361
2	55	B	Rupert WHYTE		Lotus 11	22:40.606	11	0.805	78.35	2:01.280
3	1	A	Philip WALKER		Lotus 15	22:45.716	11	5.915	78.05	1:56.849
4	7	A	Barry CANNELL		Willment Climax	22:57.577	11	17.776	77.38	2:01.855
5	92	T	Darren MCWHIRTER		Jaguar XK120	23:22.963	11	43.162	75.98	2:03.974
6	96	A	Crispin HARRIS		Lister Jaguar	23:45.318	11	1:05.517	74.79	2:06.432
7	93	T	Malcolm RICKETTS		Lotus Eleven	23:52.569	11	1:12.768	74.41	2:07.064
8	18	B	John CLARK		Lola MK1	23:52.971	11	1:13.170	74.39	2:03.124
9	33	T	Nigel WEBB		Jaguar XK120	21:52.031	10	1 LAP	73.86	2:06.500
10	6	C	Benjamin EASTICK		Jaguar D-Type	21:52.624	10	1 LAP	73.83	2:08.187
11	91	T	Simon LLEWELLYN		Lotus 15	21:54.277	10	1 LAP	73.73	2:06.295
12	88	A	Irvine LAIDLAW		Maserati 250S	21:58.255	10	1 LAP	73.51	2:07.846
13	71	T	Ben CUSSONS		Jaguar C-Type	22:08.735	10	1 LAP	72.93	2:08.410
14	36	B	Rupert WOOD		Widi Sports Racing Mk2	22:10.702	10	1 LAP	72.82	2:08.660
15	9	D	Jim WOODLEY		Lotus 17	22:28.798	10	1 LAP	71.85	2:11.711
16	40	A	Philip BENNETT		Lister Jaguar	23:24.577	10	1 LAP	68.99	2:16.481
17	98	T	Peter MULLEN		OSCA 2000S	22:24.445	9	2 LAPS	64.87	2:25.140
18	28	A	Shaun LYNN		Lister Jaguar	16:55.388	8	3 LAPS	76.35	2:02.764
19	14	A	Stephen GIBSON		Lister Jaguar	16:56.686	8	3 LAPS	76.25	2:02.879
20	38	D	Jamie MCINTYRE		Rejo Mk4	14:26.394	7	4 LAPS	78.30	2:01.580
21	90	T	Tim LLEWELLYN		Tojeiro Jaguar	15:56.564	7	4 LAPS	70.91	2:09.111
22	17	A	Alan MINSHAW		Maserati T61	12:36.976	6	5 LAPS	76.81	2:01.563
23	27	A	John HARPER		Cooper Monaco	6:33.695	3	8 LAPS	73.84	2:04.525
24	82	T	John CHISHOLM		Jaguar XK120	5:13.043	2	9 LAPS	61.91	2:37.400
25	97	T	Robin LONGDON		Lola Mk 1	5:31.055	2	9 LAPS	58.54	2:37.274
26	8	B	Neil DAVIES		Lotus 11	3:33.757	1	10 LAPS	45.33	
27	95	T	Jac NELLEMAN		Lotus 15	3:38.495	1	10 LAPS	44.35	
28	20	A	Anthony DITHERIDGE		Cooper Monaco		0	11 LAPS	N/A	

FASTEST LAP

1	A	Philip WALKER	Lotus 15	1:56.849	8	82.93mph	133.47kph
55	B	Rupert WHYTE	Lotus 11	2:01.280	5	79.90mph	128.59kph
38	D	Jamie MCINTYRE	Rejo Mk4	2:01.580	7	79.71mph	128.28kph
92	T	Darren MCWHIRTER	Jaguar XK120	2:03.974	2	78.17mph	125.80kph
6	C	Benjamin EASTICK	Jaguar D-Type	2:08.187	10	75.60mph	121.66kph

Car 21 Excluded by CofC decision - contravention of Championship Regulation 5.2.1
MSA Reg 0.3.5.1 applies re. loss of Championship points
These results are provisional until the conclusion of any judicial and technical matters.

Oulton Park
Circuit Length = 2.6920 miles.

Clerk of Course:	Stewards:	Timekeeper:
------------------	-----------	-------------

British Racing Drivers Club 50s SPORTS CARS - Race 13

GRID

ROW 16	2:35.035	9	WOODLEY	3:25.579	18	CLARK
ROW 15	2:34.830	97	LONGDON	2:34.907	98	MULLEN
ROW 14	2:32.416	91	LLEWELLYN	2:33.889	23	WOOD
ROW 13	2:30.573	40	BENNETT	2:32.238	88	LAIDLAW
ROW 12	2:29.279	32	CHISHOLM	2:30.072	30	MILLS
ROW 11	2:25.006	8	DAVIES	2:28.003	36	WOOD
ROW 10	2:23.441	96	HARRIS	2:23.594	6	EASTICK
ROW 9	2:20.944	71	CUSSONS	2:21.108	90	LLEWELLYN
ROW 8	2:18.642	93	RICKETTS	2:19.939	28	LYNN
ROW 7	2:16.802	95	NELLEMANN	2:17.184	33	WEBB
ROW 6	2:15.027	92	MCWHIRTER	2:16.114	14	GIBSON
ROW 5	2:14.469	20	DITHERIDGE	2:14.519	7	CANNELL
ROW 4	2:13.500	80	WOOD	2:13.548	21	DODD
ROW 3	2:12.185	54	HORSMAN	2:13.349	17	MINSHAW
ROW 2	2:12.008	27	HARPER	2:12.034	55	WHYTE
ROW 1	2:08.439	1	WALKER	2:10.866	38	MCINTYRE
POLE						

W. G. H. Track, D. J. Ford, D. J. Ford

Culter Park

Circuit Length = 2.6920 miles.

These results are provisional until the conclusion of any judicial and technical matters.

Start: 09:37 End: 09:57

Clerk of Course:	Stewards:	Timekeeper:
------------------	-----------	-------------

HSCC - Oulton - 27-29 August 2005 - British Racing Drivers Club

RACE RESULT - AMENDED

POS	NO	CL	NAME	NAT	ENTRY	TIME	LAPS	GAP	MPH	BEST
1	80	A	Tony WOOD		Lister Jaguar	22:39.801	11		78.39	2:01.361
2	55	B	Rupert WHYTE		Lotus 11	22:40.606	11	0.805	78.35	2:01.280
3	1	A	Philip WALKER		Lotus 15	22:45.716	11	5.915	78.05	1:56.849
4	7	A	Barry CANNELL		Willment Climax	22:57.577	11	17.776	77.38	2:01.855
5	92	T	Darren MCWHIRTER		Jaguar XK120	23:22.963	11	43.162	75.98	2:03.974
6	96	A	Crispin HARRIS		Lister Jaguar	23:45.318	11	1:05.517	74.79	2:06.432
7	93	T	Malcolm RICKETTS		Lotus Eleven	23:52.569	11	1:12.768	74.41	2:07.064
8	18	B	John CLARK		Lola MK1	23:52.971	11	1:13.170	74.39	2:03.124
9	33	T	Nigel WEBB		Jaguar XK120	21:52.031	10	1 LAP	73.86	2:06.500
10	6	C	Benjamin EASTICK		Jaguar D-Type	21:52.624	10	1 LAP	73.83	2:08.187
11	91	T	Simon LLEWELLYN		Lotus 15	21:54.277	10	1 LAP	73.73	2:06.295
12	88	A	Irvine LAIDLAW		Maserati 250S	21:58.255	10	1 LAP	73.51	2:07.846
13	71	T	Ben CUSSONS		Jaguar C-Type	22:08.735	10	1 LAP	72.93	2:08.410
14	36	B	Rupert WOOD		Widi Sports Racing Mk2	22:10.702	10	1 LAP	72.82	2:08.660
15	9	D	Jim WOODLEY		Lotus 17	22:28.798	10	1 LAP	71.85	2:11.711
16	40	A	Philip BENNETT		Lister Jaguar	23:24.577	10	1 LAP	68.99	2:16.481
17	98	T	Peter MULLEN		OSCA 2000S	22:24.445	9	2 LAPS	64.87	2:25.140
18	28	A	Shaun LYNN		Lister Jaguar	16:55.388	8	3 LAPS	76.35	2:02.764
19	14	A	Stephen GIBSON		Lister Jaguar	16:56.686	8	3 LAPS	76.25	2:02.879
20	38	D	Jamie MCINTYRE		Rejo Mk4	14:26.394	7	4 LAPS	78.30	2:01.580
21	90	T	Tim LLEWELLYN		Tojeiro Jaguar	15:56.564	7	4 LAPS	70.91	2:09.111
22	17	A	Alan MINSHAW		Maserati T61	12:36.976	6	5 LAPS	76.81	2:01.563
23	27	A	John HARPER		Cooper Monaco	6:33.695	3	8 LAPS	73.84	2:04.525
24	82	T	John CHISHOLM		Jaguar XK120	5:13.043	2	9 LAPS	61.91	2:37.400
25	97	T	Robin LONGDON		Lola Mk 1	5:31.055	2	9 LAPS	58.54	2:37.274
26	8	B	Neil DAVIES		Lotus 11	3:33.757	1	10 LAPS	45.33	
27	95	T	Jac NELLEMAN		Lotus 15	3:38.495	1	10 LAPS	44.35	
28	20	A	Anthony DITHERIDGE		Cooper Monaco		0	11 LAPS	N/A	

FASTEST LAP

1	A	Philip WALKER	Lotus 15	1:56.849	8	82.93mph	133.47kph
55	B	Rupert WHYTE	Lotus 11	2:01.280	5	79.90mph	128.59kph
38	D	Jamie MCINTYRE	Rejo Mk4	2:01.580	7	79.71mph	128.28kph
92	T	Darren MCWHIRTER	Jaguar XK120	2:03.974	2	78.17mph	125.80kph
6	C	Benjamin EASTICK	Jaguar D-Type	2:08.187	10	75.60mph	121.66kph

Car 21 Excluded by CofC decision - contravention of Championship Regulation 5.2.1
MSA Reg 0.3.5.1 applies re. loss of Championship points
These results are provisional until the conclusion of any judicial and technical matters.

Oulton Park
Circuit Length = 2.6920 miles.

Clerk of Course:	Stewards:	Timekeeper:
------------------	-----------	-------------

Race 13 - British Racing Drivers Club 50s Sports Saloons

LAP CHART

Lap 1			Lap 2			Lap 3			Lap 4			Lap 5		
No	Behind	Laptime	No	Behind	Laptime	No	Behind	Laptime	No	Behind	Laptime	No	Behind	Laptime
1		2:05.425	1		1:59.173	1		1:59.968	1		2:00.115	1		1:57.614
80	4.111	2:09.536	21	8.933	2:01.343	21	6.656	1:57.691	21	3.836	1:57.295	21	2.945	1:56.723
27	5.465	2:10.890	80	9.903	2:04.965	80	12.013	2:02.078	80	13.259	2:01.361	98	1 LAP	2:25.546
55	6.002	2:11.427	27	10.817	2:04.525	55	13.123	2:01.479	55	14.971	2:01.963	80	17.963	2:02.318
21	6.763	2:12.188	38	11.582	2:03.791	38	13.788	2:02.174	38	15.402	2:01.729	55	18.637	2:01.280
38	6.964	2:12.389	55	11.612	2:04.783	17	14.803	2:02.008	17	16.383	2:01.695	17	20.332	2:01.563
7	8.973	2:14.398	7	12.625	2:02.825	7	15.487	2:02.830	7	17.227	2:01.855	38	20.898	2:03.110
17	9.653	2:15.078	17	12.763	2:02.283	92	24.683	2:05.335	92	30.560	2:05.992	7	22.976	2:03.363
14	11.133	2:16.558	14	14.839	2:02.879	28	25.822	2:05.989	28	31.208	2:05.501	92	40.300	2:07.354
92	14.515	2:19.940	92	19.316	2:03.974	27	29.129	2:18.280P	14	35.814	2:04.505	28	40.750	2:07.156
28	16.210	2:21.635	28	19.801	2:02.764	14	31.424	2:16.553	96	45.667	2:07.451	14	41.744	2:03.544
96	19.804	2:25.229	96	29.782	2:09.151	96	38.331	2:08.517	93	48.367	2:08.641	96	55.406	2:07.353
93	21.521	2:26.946	93	31.433	2:09.085	93	39.841	2:08.376	90	54.125	2:09.654	93	57.817	2:07.064
90	22.340	2:27.765	90	34.618	2:11.451	90	44.586	2:09.936	6	56.402	2:09.159	90	1:05.622	2:09.111
6	24.021	2:29.446	6	36.484	2:11.636	6	47.358	2:10.842	33	56.779	2:08.901	6	1:07.096	2:08.308
18	24.259	2:29.684	88	37.461	2:10.486	33	47.993	2:08.165	88	57.584	2:08.969	33	1:07.651	2:08.486
88	26.148	2:31.573	33	39.796	2:08.461	88	48.730	2:11.237	71	59.549	2:10.127	91	1:08.240	2:06.295
36	28.048	2:33.473	36	40.904	2:12.029	71	49.537	2:08.410	91	59.559	2:07.287	88	1:09.999	2:10.029
71	28.217	2:33.642	71	41.095	2:12.051	91	52.387	2:10.961	36	1:02.283	2:09.294	71	1:12.302	2:10.367
9	29.018	2:34.443	91	41.394	2:09.649	36	53.104	2:12.168	9	1:09.371	2:12.536	36	1:13.329	2:08.660
33	30.508	2:35.933	9	44.707	2:14.862	9	56.950	2:12.211	18	1:17.772	2:06.506	9	1:23.778	2:12.021
91	30.918	2:36.343	40	55.114	2:20.243	18	1:11.381	2:08.521	40	1:32.162	2:17.101	18	1:25.107	2:04.949
97	31.849	2:37.274	18	1:02.828	2:37.742	40	1:15.176	2:20.030				40	1:52.257	2:17.709
82	31.975	2:37.400	82	1:08.445	2:35.643P	98	1:35.535	2:25.140						
40	34.044	2:39.469	98	1:10.363	2:26.573									
98	42.963	2:48.388	97	1:26.457	2:53.781P									
8	1:28.332	3:33.757P												
95	1:33.070	3:38.495P												

Weather/Track Sunny/Dry

Oulton Park
Circuit Length = 2.6920 miles.
Start: 14:50 End: 15:12

Race 13 - British Racing Drivers Club 50s Sports Saloons

LAP CHART

(contd.)

Lap 6			Lap 7			Lap 8			Lap 9			Lap 10		
No	Behind	Laptime	No	Behind	Laptime	No	Behind	Laptime	No	Behind	Laptime	No	Behind	Laptime
1		1:57.594	1		1:57.203	1		1:56.849	21		1:57.664	21		1:59.223
21	2.009	1:56.658	21	1.668	1:56.862	21	1.381	1:56.562	1	0.020	1:59.065	98	2 LAPS	2:28.551
80	22.714	2:02.345	40	1 LAP	2:19.800	90	1 LAP	2:32.980P	9	1 LAP	2:13.402	71	1 LAP	2:12.384
55	24.433	2:03.390	80	27.258	2:01.747	55	37.172	2:04.975	80	40.467	2:02.154	36	1 LAP	2:13.870
38	24.925	2:01.621	55	29.046	2:01.816	80	37.358	2:06.949	55	41.243	2:03.116	9	1 LAP	2:12.682
7	29.942	2:04.560	38	29.302	2:01.580	40	1 LAP	2:19.413	7	54.040	2:06.437	80	44.481	2:03.237
98	1 LAP	2:27.272	7	36.900	2:04.161	7	46.648	2:06.597	40	1 LAP	2:17.409	55	45.571	2:03.551
17	37.087	2:14.349	28	55.008	2:03.703	28	1:01.447	2:03.288	92	1:18.191	2:06.572	1	52.200	2:51.403
28	48.508	2:05.352	14	55.647	2:03.667	14	1:02.745	2:03.947	96	1:35.090	2:09.057	7	59.900	2:05.083
14	49.183	2:05.033	92	1:00.373	2:07.187	92	1:10.664	2:07.140	93	1:41.478	2:08.427	40	1 LAP	2:16.481
92	50.389	2:07.683	98	1 LAP	2:29.437	96	1:25.078	2:07.653	33	1:49.365	2:08.240	92	1:25.104	2:06.136
96	1:04.244	2:06.432	96	1:14.274	2:07.233	93	1:32.096	2:08.637	6	1:51.451	2:08.246	96	1:44.556	2:08.689
93	1:08.369	2:08.146	93	1:20.308	2:09.142	98	1 LAP	2:26.070	18	1:52.143	2:05.294	93	1:51.632	2:09.377
6	1:19.138	2:09.636	6	1:30.241	2:08.306	33	1:40.170	2:06.500	91	1:52.496	2:08.979	18	1:57.427	2:04.507
33	1:19.398	2:09.341	33	1:30.519	2:08.324	6	1:42.250	2:08.858	88	1:55.034	2:09.236			
91	1:21.005	2:10.359	91	1:30.992	2:07.190	91	1:42.562	2:08.419						
88	1:22.578	2:10.173	88	1:33.221	2:07.846	88	1:44.843	2:08.471						
90	1:23.695	2:15.667	71	1:38.432	2:10.816	18	1:45.894	2:03.124						
71	1:24.819	2:10.111	36	1:38.991	2:10.884	71	1:51.679	2:10.096						
36	1:25.310	2:09.575	18	1:39.619	2:04.886	36	1:52.303	2:10.161						
18	1:31.936	2:04.423	9	1:53.393	2:11.711									
9	1:38.885	2:12.701												

Weather/Track Sunny/Dry

Oulton Park
Circuit Length = 2.6920 miles.
Start: 14:50 End: 15:12

Race 13 - British Racing Drivers Club 50s Sports Saloons

LAP CHART

(contd.)

Lap 11			Lap 12			Lap 13			Lap 14			Lap 15		
No	Behind	Laptime	No	Behind	Laptime	No	Behind	Laptime	No	Behind	Laptime	No	Behind	Laptime
21		1:58.940												
33	1 LAP	2:09.680												
6	1 LAP	2:08.187												
91	1 LAP	2:08.795												
88	1 LAP	2:10.235												
71	1 LAP	2:10.731												
36	1 LAP	2:10.588												
98	2 LAPS	2:27.468												
9	1 LAP	2:12.229												
80	48.652	2:03.111												
55	49.457	2:02.826												
1	54.567	2:01.307												
7	1:06.428	2:05.468												
92	1:31.814	2:05.650												
40	1 LAP	2:16.922												
96	1:54.169	2:08.553												
93	2:01.420	2:08.728												
18	2:01.822	2:03.335												

Weather/Track Sunny/Dry

Oulton Park
Circuit Length = 2.6920 miles.
Start: 14:50 End: 15:12

Race 15 HSCC/HRSR Historic Racing Saloons supported by Southern Supplies

QUALIFYING

POS	NO	CL	NAME	NAT	ENTRY	TIME	LAPS	GAP	MPH
1	31	B	Les ELY		BMW 2000	2:25.219	8		66.73
2	77	D	Roger EBDON		Morris Mini	2:26.461	8	1.242	66.16
3	46	C	Dan COX		Ford Anglia 105E	2:27.928	8	2.709	65.51
4	54	C	Neil WOOD		Ford Anglia 105E	2:27.969	7	2.750	65.49
5	85	D	Roger GODFREY		Austin Cooper S	2:28.683	8	3.464	65.18
6	35	B	James DODD		Alfa Romeo Guilia Sprint GT	2:29.625	7	4.406	64.77
7	41	C	Tony FIELDING		Ford Anglia 105E	2:31.100	7	5.881	64.13
8	40	C	Simon GARRAD		Alfa Romeo GTA	2:31.439	7	6.220	63.99
9	69	C	Bob BULLEN		Ford Anglia	2:32.011	8	6.792	63.75
10	28	K2	Richard SHAW		BMW 1800 Ti	2:33.387	7	8.168	63.18
11	37	C	Peter WOODHEAD		Ford Lotus Cortina	2:33.450	7	8.231	63.15
12	12	K1	Chris CHILES		Ford Mustang	2:34.894	7	9.675	62.56
13	34	B	Louis BRACEY		Ford Lotus Cortina	2:35.494	8	10.275	62.32
14	78	D	Colin FLYNN		Morris Cooper S	2:36.159	8	10.940	62.06
15	82	D	Barry LONG		Austin Mini Cooper S	2:36.443	6	11.224	61.94
16	97	E	Mike HANNA		Hillman Imp	2:37.219	7	12.000	61.64
17	36	C	Roland STOATE		Ford Anglia 105E	2:37.843	6	12.624	61.39
18	59	K3	Richard LAWSON		Ford Lotus Cortina	2:38.191	8	12.972	61.26
19	1	E	Adrian OLIVER		Hillman Imp	2:38.738	7	13.519	61.05
20	23	A	Roger COPE		Jaguar S-Type	2:39.400	7	14.181	60.79
21	52	C	Peter ERGIS		Ford Cortina GT	2:40.522	7	15.303	60.37
22	50	C	Steve READ		Ford Anglia 105E	2:40.952	4	15.733	60.21
23	81	D	Christopher GLAISTER		Ford Anglia 100E	2:41.886	7	16.667	59.86
24	11	K1	Richard STYLES		Ford Mustang	2:41.941	4	16.722	59.84
25	57	C	Jonathan GOMM		Ford Lotus Cortina	2:42.325	7	17.106	59.70
26	94	E	Steve PLATTS		Singer Chamois	2:42.893	7	17.674	59.49
27	98	E	Alan KITSON		Singer Chamois	2:43.038	7	17.819	59.44
28	49	C	Peter HORE		Ford Lotus Cortina	2:43.116	7	17.897	59.41
29	30	C	Nick LEDGER		Ford Lotus Cortina	2:45.808	5	20.589	58.44
30	86	E	Martin ELSON		Austin A40 Farina Mk1	2:46.605	6	21.386	58.16
31	51	K3	Michael WRIGLEY		Ford Lotus Cortina	2:49.947	5	24.728	57.02
32	91	E	Vince FROST		Hillman Imp	2:51.013	6	25.794	56.66
33	29	B	Jon WAGSTAFF		Alfa Romeo Giulia Ti	2:51.502	7	26.283	56.50
34	55	K3	Fred PHILLIPS		Ford Lotus Cortina	2:57.502	5	32.283	54.59

Weather/Track Overcast/Drizzle

Cars 1, 30, 36, 51 please fit working transponders

These results are provisional until the conclusion of any judicial and technical matters.

Oulton Park

Circuit Length = 2.6920 miles.

Start: 10:21 End: 10:41

Clerk of Course:	Stewards:	Timekeeper:
------------------	-----------	-------------

Race 15 HSCC/HRSR Historic Racing Saloons supported by Southern Supplies

LAP ANALYSIS

1	Adrian OLIVER	Hillman Imp
1 -	5:37.844	6 - 2:38.738
2 -	2:52.777	7 - 2:40.196
3 -	2:51.454	
4 -	2:44.746	
5 -	2:40.590	
11	Richard STYLES	Ford Mustang
1 -	5:20.325	
2 -	2:52.002	
3 -	2:50.015	
4 -	2:41.941	
12	Chris CHILES	Ford Mustang
1 -	5:59.273	6 - 2:35.632
2 -	2:46.635	7 - 2:34.894
3 -	2:41.815	
4 -	2:50.268	
5 -	2:37.941	
23	Roger COPE	Jaguar S-Type
1 -	5:26.645	6 - 2:41.795
2 -	3:44.201	7 - 2:39.400
3 -	2:44.728	
4 -	2:41.436	
5 -	2:42.886	
28	Richard SHAW	BMW 1800 Ti
1 -	6:16.166	6 - 2:33.387
2 -	2:40.640	7 - 2:49.814
3 -	2:38.184	
4 -	2:43.608	
5 -	2:38.248	
29	Jon WAGSTAFF	Alfa Romeo Giulia Ti
1 -	6:22.410	6 - 2:53.422
2 -	3:06.511	7 - 2:51.502
3 -	3:00.884	
4 -	2:59.166	
5 -	3:00.544	
30	Nick LEDGER	Ford Lotus Cortina
1 -	5:21.880	
2 -	2:55.464	
3 -	2:46.770	
4 -	2:48.106	
5 -	2:45.808	

Race 15 HSCC/HRSR Historic Racing Saloons supported by Southern Supplies LAP ANALYSIS

(contd.)

31	Les ELY	BMW 2000
1 -	5:06.969	6 - 2:27.596
2 -	2:53.111	7 - 2:26.205
3 -	2:35.871	8 - 2:25.219
4 -	2:32.512	
5 -	2:28.327	
34	Louis BRACEY	Ford Lotus Cortina
1 -	5:11.247	6 - 3:04.955
2 -	2:53.442	7 - 2:36.701
3 -	2:45.667	8 - 2:35.494
4 -	2:43.157	
5 -	2:36.893	
35	James DODD	Alfa Romeo Guilina Sprint GT
1 -	5:14.549P	6 - 2:40.949
2 -	3:52.935	7 - 2:29.625
3 -	2:34.405	
4 -	2:36.772	
5 -	3:18.392	
36	Roland STOATE	Ford Anglia 105E
1 -	5:24.919	6 - 2:37.843
2 -	2:55.765	
3 -	2:44.329	
4 -	2:41.247	
5 -	2:41.703	
37	Peter WOODHEAD	Ford Lotus Cortina
1 -	6:19.315	6 - 2:33.450
2 -	2:42.461	7 - 2:38.352
3 -	2:38.674	
4 -	2:51.265	
5 -	2:58.723	
40	Simon GARRAD	Alfa Romeo GTA
1 -	4:48.050	6 - 2:31.439
2 -	2:37.924	7 - 3:04.416P
3 -	2:34.371	
4 -	2:32.494	
5 -	2:32.256	
41	Tony FIELDING	Ford Anglia 105E
1 -	7:26.672	6 - 2:34.740
2 -	2:38.204	7 - 2:31.100
3 -	2:37.927	
4 -	2:35.199	
5 -	2:35.728	

Weather/Track Overcast/Drizzle
Cars 1, 30, 36, 51 please fit working transponders

Race 15 HSCC/HRSR Historic Racing Saloons supported by Southern Supplies LAP ANALYSIS

(contd.)

46	Dan COX	Ford Anglia 105E
1 -	5:30.362	6 - 2:43.728
2 -	2:50.429	7 - 2:28.928
3 -	2:37.935	8 - 2:27.928
4 -	2:32.756	
5 -	2:30.905	
49	Peter HORE	Ford Lotus Cortina
1 -	5:24.286	6 - 2:43.473
2 -	2:57.114	7 - 2:43.116
3 -	2:59.649	
4 -	3:01.251	
5 -	2:53.169	
50	Steve READ	Ford Anglia 105E
1 -	5:42.545	
2 -	2:48.770	
3 -	2:50.422	
4 -	2:40.952	
51	Michael WRIGLEY	Ford Lotus Cortina
1 -	5:23.231	
2 -	2:49.947	
3 -	2:51.099P	
4 -	3:33.558P	
5 -	6:12.218P	
52	Peter ERGIS	Ford Cortina GT
1 -	5:31.740	6 - 2:40.522
2 -	2:52.620	7 - 3:36.459
3 -	2:57.389	
4 -	2:55.158	
5 -	2:46.043	
54	Neil WOOD	Ford Anglia 105E
1 -	8:35.260	6 - 2:28.919
2 -	2:42.956	7 - 2:27.969
3 -	2:34.944	
4 -	2:34.667	
5 -	2:31.021	
55	Fred PHILLIPS	Ford Lotus Cortina
1 -	5:19.719	
2 -	3:00.681	
3 -	3:00.713	
4 -	2:57.502	
5 -	3:03.695P	

Weather/Track Overcast/Drizzle
Cars 1, 30, 36, 51 please fit working transponders

Oulton Park
Circuit Length = 2.6920 miles.
Start: 10:21 End: 10:41

Race 15 HSCC/HRSR Historic Racing Saloons supported by Southern Supplies LAP ANALYSIS

(contd.)

57	Jonathan GOMM	Ford Lotus Cortina
1 -	6:03.369	6 - 2:45.225
2 -	2:50.546	7 - 2:42.325
3 -	2:47.236	
4 -	2:47.815	
5 -	2:52.052	
59	Richard LAWSON	Ford Lotus Cortina
1 -	4:52.095	6 - 2:40.748
2 -	2:44.538	7 - 2:38.928
3 -	2:40.671	8 - 2:38.191
4 -	2:40.337	
5 -	2:40.499	
69	Bob BULLEN	Ford Anglia
1 -	5:11.390	6 - 2:34.064
2 -	2:43.602	7 - 2:33.157
3 -	2:40.360	8 - 2:32.011
4 -	2:39.693	
5 -	2:37.775	
77	Roger EBDON	Morris Mini
1 -	5:17.362	6 - 2:30.764
2 -	2:37.101	7 - 2:31.745
3 -	2:34.372	8 - 2:26.461
4 -	2:32.436	
5 -	2:28.942	
78	Colin FLYNN	Morris Cooper S
1 -	5:33.411	6 - 2:37.112
2 -	2:48.385	7 - 2:36.159
3 -	2:44.275	8 - 2:36.663
4 -	2:41.288	
5 -	2:39.832	
81	Christopher GLAISTER	Ford Anglia 100E
1 -	5:21.079	6 - 3:33.989
2 -	3:01.007	7 - 2:41.886
3 -	2:46.347	
4 -	3:19.137	
5 -	2:57.178P	
82	Barry LONG	Austin Mini Cooper S
1 -	5:34.364	6 - 2:36.443
2 -	2:50.360	
3 -	2:51.041	
4 -	2:38.209	
5 -	2:37.741	

Weather/Track Overcast/Drizzle
Cars 1, 30, 36, 51 please fit working transponders

Race 15 HSCC/HRSR Historic Racing Saloons supported by Southern Supplies LAP ANALYSIS

(contd.)

85	Roger GODFREY	Austin Cooper S
1 -	4:47.514	6 - 2:31.516
2 -	2:36.075	7 - 2:31.018
3 -	2:32.662	8 - 2:28.683
4 -	2:45.776	
5 -	2:30.820	
86	Martin ELSON	Austin A40 Farina Mk1
1 -	5:58.750	6 - 3:20.159P
2 -	2:54.305	
3 -	2:46.605	
4 -	2:48.279	
5 -	2:51.719	
91	Vince FROST	Hillman Imp
1 -	6:12.735	6 - 2:51.013
2 -	2:59.408	
3 -	2:53.320	
4 -	2:53.027	
5 -	2:53.474	
94	Steve PLATTS	Singer Chamois
1 -	5:55.567	6 - 2:42.893
2 -	2:49.854	7 - 2:43.297
3 -	2:45.336	
4 -	2:53.008	
5 -	2:52.784	
97	Mike HANNA	Hillman Imp
1 -	6:23.305	6 - 2:55.561
2 -	2:48.450	7 - 2:39.282
3 -	2:40.937	
4 -	2:37.219	
5 -	2:45.879	
98	Alan KITSON	Singer Chamois
1 -	5:32.344	6 - 2:44.774
2 -	2:53.501	7 - 2:43.038
3 -	2:57.119	
4 -	2:56.592	
5 -	2:56.928	

Race 15 HSCC/HRSR Historic Racing Saloons supported by Southern Supplies GRID

ROW 16	2:51.502 29 WAGSTAFF	2:57.502 55 PHILLIPS
ROW 15	2:46.605 86 ELSON	2:51.013 91 FROST
ROW 14	2:43.116 49 HORE	2:45.808 30 LEDGER
ROW 13	2:42.893 94 PLATTS	2:43.038 98 KITSON
ROW 12	2:41.941 11 STYLES	2:42.325 57 GOMM
ROW 11	2:40.952 50 READ	2:41.886 81 GLAISTER
ROW 10	2:39.400 23 COPE	2:40.522 52 ERGIS
ROW 9	2:38.191 59 LAWSON	2:38.738 1 OLIVER
ROW 8	2:36.443 82 LONG	2:37.843 36 STOATE
ROW 7	2:35.494 34 BRACEY	2:36.159 78 FLYNN
ROW 6	2:33.450 37 WOODHEAD	2:34.894 12 CHILES
ROW 5	2:32.011 69 BULLEN	2:33.387 28 SHAW
ROW 4	2:31.100 41 FIELDING	2:31.439 40 GARRAD
ROW 3	2:28.683 85 GODFREY	2:29.625 35 DODD
ROW 2	2:27.928 46 COX	2:27.969 54 WOOD
ROW 1	2:25.219 31 ELY	2:26.461 77 EBDON
POLE		

Wreath Track, Dyersburg, TN
Reserves in order - Cars 97 & 51

Culture Park
Circuit Length = 2.6920 miles.

These results are provisional until the conclusion of any judicial and technical matters.

Start: 10:21 End: 10:41

Clerk of Course:	Stewards:	Timekeeper:
------------------	-----------	-------------

Race 15 HSCC/HRSR Historic Racing Saloons supported by Southern Supplies

RACE RESULT

POS	NO	CL	NAME	NAT	ENTRY	TIME	LAPS	GAP	MPH	BEST
1	35	B	James DODD		Alfa Romeo Guilia Sprint GT	21:21.059	10		75.65	2:05.983
2	46	C	Dan COX		Ford Anglia 105E	21:24.483	10	3.424	75.44	2:06.309
3	31	B	Les ELY		BMW 2000	21:26.907	10	5.848	75.30	2:07.095
4	54	C	Neil WOOD		Ford Anglia 105E	21:27.658	10	6.599	75.26	2:06.999
5	28	K2	Richard SHAW		BMW 1800 Ti	21:37.133	10	16.074	74.71	2:07.716
6	69	C	Bob BULLEN		Ford Anglia	21:46.641	10	25.582	74.16	2:08.127
7	37	C	Peter WOODHEAD		Ford Lotus Cortina	21:52.330	10	31.271	73.84	2:08.822
8	77	D	Roger EBDON		Morris Mini	21:53.151	10	32.092	73.80	2:09.116
9	41	C	Tony FIELDING		Ford Anglia 105E	22:00.396	10	39.337	73.39	2:09.398
10	12	K1	Chris CHILES		Ford Mustang	22:01.578	10	40.519	73.33	2:09.696
11	34	B	Louis BRACEY		Ford Lotus Cortina	22:02.264	10	41.205	73.29	2:09.904
12	36	C	Roland STOATE		Ford Anglia 105E	22:08.429	10	47.370	72.95	2:10.397
13	85	D	Roger GODFREY		Austin Cooper S	22:09.631	10	48.572	72.88	2:11.424
14	11	K1	Richard STYLES		Ford Mustang	22:31.044	10	1:09.985	71.73	2:11.400
15	50	C	Steve READ		Ford Anglia 105E	22:33.378	10	1:12.319	71.60	2:11.497
16	57	C	Jonathan GOMM		Ford Lotus Cortina	22:41.192	10	1:20.133	71.19	2:09.843
17	98	E	Alan KITSON		Singer Chamois	22:43.569	10	1:22.510	71.07	2:14.386
18	49	C	Peter HORE		Ford Lotus Cortina	22:46.864	10	1:25.805	70.90	2:12.930
19	1	E	Adrian OLIVER		Hillman Imp	23:02.632	10	1:41.573	70.09	2:15.197
20	59	K3	Richard LAWSON		Ford Lotus Cortina	23:06.411	10	1:45.352	69.90	2:16.024
21	81	D	Christopher GLAISTER		Ford Anglia 100E	23:09.233	10	1:48.174	69.75	2:16.134
22	97	E	Mike HANNA		Hillman Imp	23:14.290	10	1:53.231	69.50	2:14.907
23	78	D	Colin FLYNN		Morris Cooper S	21:21.576	9	1 LAP	68.05	2:18.679
24	29	B	Jon WAGSTAFF		Alfa Romeo Giulia Ti	22:15.514	9	1 LAP	65.30	2:23.826
25	91	E	Vince FROST		Hillman Imp	22:25.912	9	1 LAP	64.80	2:25.962

NOT CLASSIFIED

23	A	Roger COPE	Jaguar S-Type	18:24.367	8	D.N.F.	70.20	2:12.468
52	C	Peter ERGIS	Ford Cortina GT	18:34.953	8	D.N.F.	69.53	2:12.564
82	D	Barry LONG	Austin Mini Cooper S	16:32.733	7	D.N.F.	68.33	2:18.247
55	K3	Fred PHILLIPS	Ford Lotus Cortina	17:15.929	6	D.N.F.	56.13	2:25.862
51	K3	Michael WRIGLEY	Ford Lotus Cortina	9:34.722	4	D.N.F.	67.45	2:18.435
94	E	Steve PLATTS	Singer Chamois	7:16.200	3	D.N.F.	66.65	2:17.934
40	C	Simon GARRAD	Alfa Romeo GTA	2:17.969	1	D.N.F.	70.24	2:17.969

FASTEST LAP

35	B	James DODD	Alfa Romeo Guilia Sprint GT	2:05.983	8	76.92mph	123.79kph
46	C	Dan COX	Ford Anglia 105E	2:06.309	4	76.72mph	123.47kph
28	K2	Richard SHAW	BMW 1800 Ti	2:07.716	9	75.88mph	122.11kph
77	D	Roger EBDON	Morris Mini	2:09.116	3	75.05mph	120.79kph
12	K1	Chris CHILES	Ford Mustang	2:09.696	5	74.72mph	120.25kph
23	A	Roger COPE	Jaguar S-Type	2:12.468	6	73.15mph	117.73kph
98	E	Alan KITSON	Singer Chamois	2:14.386	6	72.11mph	116.05kph
59	K3	Richard LAWSON	Ford Lotus Cortina	2:16.024	8	71.24mph	114.65kph

Weather/Track Sunny/Dry

Oulton Park
Circuit Length = 2.6920 miles.
Start: 16:05 End: 16:27

These results are provisional until the conclusion of any judicial and technical matters.

Clerk of Course:	Stewards:	Timekeeper:
------------------	-----------	-------------

Race 15 HSCC/HRSR Historic Racing Saloons supported by Southern Supplies

LAP CHART

Lap 1			Lap 2			Lap 3			Lap 4			Lap 5		
No	Behind	Laptime	No	Behind	Laptime	No	Behind	Laptime	No	Behind	Laptime	No	Behind	Laptime
31		2:14.273	31		2:08.398	31		2:08.113	31		2:07.720	31		2:07.902
54	1.664	2:15.937	54	1.843	2:08.577	46	2.299	2:08.392	46	0.888	2:06.309	46	0.380	2:07.394
77	2.501	2:16.774	46	2.020	2:07.086	54	2.637	2:08.907	35	1.650	2:06.559	35	0.566	2:06.818
46	3.332	2:17.605	35	3.078	2:07.195	35	2.811	2:07.846	54	2.591	2:07.674	54	1.688	2:06.999
40	3.696	2:17.969	77	4.652	2:10.549	77	5.655	2:09.116	28	7.664	2:09.624	28	8.668	2:08.906
35	4.281	2:18.554	28	5.547	2:08.443	28	5.760	2:08.326	77	8.880	2:10.945	77	11.185	2:10.207
85	5.236	2:19.509	85	9.331	2:12.493	69	12.650	2:11.389	69	15.419	2:10.489	69	16.790	2:09.273
28	5.502	2:19.775	69	9.374	2:11.299	85	13.108	2:11.890	37	16.006	2:10.148	37	17.880	2:09.776
69	6.473	2:20.746	41	10.301	2:11.315	41	13.491	2:11.303	41	17.223	2:11.452	41	18.719	2:09.398
41	7.384	2:21.657	37	10.642	2:11.369	37	13.578	2:11.049	85	18.384	2:12.996	12	20.417	2:09.696
37	7.671	2:21.944	12	11.806	2:11.663	12	14.784	2:11.091	12	18.623	2:11.559	34	21.811	2:10.106
12	8.541	2:22.814	34	12.477	2:11.824	34	15.559	2:11.195	34	19.607	2:11.768	36	23.110	2:10.397
34	9.051	2:23.324	36	14.129	2:12.035	36	16.765	2:10.749	36	20.615	2:11.570	85	23.621	2:13.139
36	10.492	2:24.765	52	19.763	2:15.064	52	25.800	2:14.150	52	31.804	2:13.724	23	40.404	2:13.247
52	13.097	2:27.370	98	20.652	2:15.390	98	26.958	2:14.419	98	33.754	2:14.516	98	41.077	2:15.225
98	13.660	2:27.933	23	23.168	2:14.057	23	29.881	2:14.826	23	35.059	2:12.898	11	44.246	2:14.630
59	13.843	2:28.116	59	23.951	2:18.506	50	30.856	2:14.738	11	37.518	2:13.641	50	44.549	2:14.606
50	16.380	2:30.653	50	24.231	2:16.249	11	31.597	2:14.057	50	37.845	2:14.709	52	50.380	2:26.478
78	17.315	2:31.588	11	25.653	2:14.672	59	34.657	2:18.819	59	43.941	2:17.004	59	53.623	2:17.584
23	17.509	2:31.782	81	27.108	2:17.830	81	35.699	2:16.704	81	44.930	2:16.951	49	53.824	2:16.622
81	17.676	2:31.949	1	28.189	2:17.486	1	36.434	2:16.358	49	45.104	2:16.125	57	54.816	2:17.391
1	19.101	2:33.374	49	28.752	2:16.254	49	36.699	2:16.060	57	45.327	2:15.939	1	56.188	2:17.605
11	19.379	2:33.652	78	30.880	2:21.963	57	37.108	2:13.576	1	46.485	2:17.771	81	56.515	2:19.487
82	20.765	2:35.038	57	31.645	2:18.558	51	43.191	2:19.609	97	51.752	2:15.847	97	1:00.200	2:16.350
49	20.896	2:35.169	51	31.695	2:18.435	78	43.447	2:20.680	51	56.218	2:20.747P	78	1:07.297	2:19.326
57	21.485	2:35.758	82	34.071	2:21.704	97	43.625	2:17.023	78	55.873	2:20.146	82	1:07.468	2:19.244
51	21.658	2:35.931	97	34.715	2:20.643	82	44.702	2:18.744	82	56.126	2:19.144	91	1:48.357	2:28.658
97	22.470	2:36.743	94	35.595	2:20.421	94	45.416	2:17.934	91	1:27.601	2:29.285	55	1:50.215	2:25.862
94	23.572	2:37.845	91	46.475	2:27.826	91	1:06.036	2:27.674	55	1:32.255	2:27.588	29	1:50.438	2:25.741
91	27.047	2:41.320	55	49.792	2:29.072	55	1:12.387	2:30.708	29	1:32.599	2:26.670			
55	29.118	2:43.391	29	55.422	2:30.531	29	1:13.649	2:26.340						
29	33.289	2:47.562												

Weather/Track Sunny/Dry

Oulton Park
 Circuit Length = 2.6920 miles.
 Start: 16:05 End: 16:27

Race 15 HSCC/HRSR Historic Racing Saloons supported by Southern Supplies LAP CHART

(contd.)

Lap 6			Lap 7			Lap 8			Lap 9			Lap 10		
No	Behind	Laptime	No	Behind	Laptime	No	Behind	Laptime	No	Behind	Laptime	No	Behind	Laptime
35		2:07.065	35		2:06.344	35		2:05.983	35		2:06.931	35		2:07.764
46	0.057	2:07.308	29	1 LAP	2:24.091	46	2.439	2:07.095	46	2.928	2:07.420	78	1 LAP	2:23.231
31	1.603	2:09.234	46	1.327	2:07.614	31	4.571	2:08.200	31	5.165	2:07.525	46	3.424	2:08.260
54	2.866	2:08.809	31	2.354	2:07.095	54	5.444	2:07.687	54	6.508	2:07.995	31	5.848	2:08.447
28	9.339	2:08.302	91	1 LAP	2:28.693	55	2 LAPS	4:39.308P	28	15.562	2:07.716	54	6.599	2:07.855
77	14.603	2:11.049	54	3.740	2:07.218	28	14.777	2:09.136	69	24.550	2:08.327	28	16.074	2:08.276
69	18.009	2:08.850	28	11.624	2:08.629	29	1 LAP	2:23.826	77	28.132	2:10.819	69	25.582	2:08.796
37	19.173	2:08.924	77	19.159	2:10.900	91	1 LAP	2:25.962	37	28.332	2:10.428	37	31.271	2:10.703
41	20.709	2:09.621	69	19.792	2:08.127	69	23.154	2:09.345	29	1 LAP	2:24.092	77	32.092	2:11.724
12	23.358	2:10.572	37	21.651	2:08.822	77	24.244	2:11.068	41	36.025	2:10.978	41	39.337	2:11.076
34	24.084	2:09.904	41	27.340	2:12.975	37	24.835	2:09.167	12	37.516	2:10.718	12	40.519	2:10.767
36	26.177	2:10.698	12	28.617	2:11.603	41	31.978	2:10.621	34	37.898	2:10.486	34	41.205	2:11.071
85	28.162	2:12.172	34	29.925	2:12.185	12	33.729	2:11.095	36	41.544	2:12.727	36	47.370	2:13.590
23	45.241	2:12.468	36	30.686	2:10.853	34	34.343	2:10.401	85	44.628	2:12.086	85	48.572	2:11.708
98	47.832	2:14.386	85	34.032	2:12.214	36	35.748	2:11.045	91	1 LAP	2:29.931	29	1 LAP	2:26.661
11	49.667	2:13.052	23	51.937	2:13.040	85	39.473	2:11.424	11	1:05.980	2:11.400	91	1 LAP	2:26.563
50	50.902	2:13.984	11	55.436	2:12.113	11	1:01.511	2:12.058	50	1:08.062	2:11.497	11	1:09.985	2:11.769
52	55.313	2:12.564	98	56.524	2:15.036	50	1:03.496	2:12.765	98	1:14.340	2:15.173	50	1:12.319	2:12.021
49	59.523	2:13.330	50	56.714	2:12.156	98	1:06.098	2:15.557	57	1:16.337	2:09.843	57	1:20.133	2:11.560
57	59.715	2:12.530	52	1:01.794	2:12.825	49	1:13.150	2:13.024	49	1:19.426	2:13.207	98	1:22.510	2:15.934
59	1:03.761	2:17.769	49	1:06.109	2:12.930	57	1:13.425	2:12.899	1	1:32.810	2:16.328	49	1:25.805	2:14.143
1	1:04.849	2:16.292	57	1:06.509	2:13.138	23	1:18.003	2:32.049P	59	1:34.667	2:17.253	1	1:41.573	2:16.527
81	1:05.752	2:16.868	1	1:13.702	2:15.197	1	1:23.413	2:15.694	81	1:37.311	2:18.499	59	1:45.352	2:18.449
97	1:07.476	2:14.907	59	1:14.304	2:16.887	59	1:24.345	2:16.024	97	1:40.022	2:19.281	81	1:48.174	2:18.627
82	1:18.084	2:18.247	81	1:15.542	2:16.134	81	1:25.743	2:16.184				97	1:53.231	2:20.973
78	1:18.345	2:18.679	97	1:16.766	2:15.634	52	1:28.589	2:32.778P						
			78	1:32.344	2:20.343	97	1:27.672	2:16.889						
			82	1:32.352	2:20.612	78	1:51.981	2:25.620						

Weather/Track Sunny/Dry

Oulton Park
Circuit Length = 2.6920 miles.
Start: 16:05 End: 16:27

Race 17 HSCC Millers Oils Classic Sports Cars

QUALIFYING

POS	NO	CL	NAME	NAT	ENTRY	TIME	LAPS	GAP	MPH
1	95	Inv	Dennis WELCH		Austin Healey 3000	2:30.797	6		64.26
2	70	GT7	Les ELY		Jaguar E-Type	2:30.898	6	0.101	64.22
3	62	GT3	Martin STRETTON		Lotus Elan 26R	2:32.481	7	1.684	63.55
4	77	GT3	Sean WALKER		Lotus Elan 26R	2:33.275	8	2.478	63.22
5	75	GT4	Allen TICE		Marcos 1800GT	2:33.689	6	2.892	63.05
6	88	GT4	Stephen MINOPRIO		Marcos 1800GT	2:36.769	7	5.972	61.81
7	27	GT4	Barry SEWELL		Marcos 1800GT	2:37.821	7	7.024	61.40
8	65	GT4	Peter THOMPSON		Marcos 1800GT	2:38.824	7	8.027	61.01
9	1	GT6	Simon ASHWORTH		MGB	2:38.982	8	8.185	60.95
10	5	GT7	Michael MOORE		Jaguar E-Type	2:39.977	8	9.180	60.57
11	59	Inv	Malcolm VEREY		Merlyn Mk IV	2:40.694	7	9.897	60.30
12	72	GT5	Jamie BOOT		TVR Griffith 400	2:40.979	7	10.182	60.20
13	19	GT4	Richard STYLES		Marcos 1800GT	2:41.263	7	10.466	60.09
14	44	GT7	Stephen RADCLIFFE		Jaguar E-Type	2:41.826	4	11.029	59.88
15	2	GT3	Stuart TIZZARD		Lotus Elan S1	2:42.888	7	12.091	59.49
16	48	GT4	Mark ASHWORTH		TVR Grantura 1800s	2:43.460	7	12.663	59.28
17	93	InB	Richard LAWSON		Lotus 23B	2:43.576	7	12.779	59.24
18	39	GT2	Gary PAGE		Marcos GT Gullwing	2:44.306	7	13.509	58.98
19	84	GT6	Graham JONES		MGB	2:47.634	7	16.837	57.81
20	6	GT7	David BETTS		Shelby Mustang GT350	2:49.278	7	18.481	57.25
21	4	Inv	John BLADON		Piper Sports Racing	2:49.793	5	18.996	57.07
22	28	GT3	Jose ALBUQUERQUE		Lotus 26R	2:53.837	6	23.040	55.74
23	55	GT7	Fred PHILLIPS		Shelby Mustang 350GT	2:54.019	6	23.222	55.69
24	53	GT6	Douglas LAWSON		MGB	2:54.914	7	24.117	55.40
25	34	Inv	Mike DOYLE		Lotus 23B	2:55.811	6	25.014	55.12
26	56	GT5	Mike WROE		TVR Griffith	3:00.347	7	29.550	53.73
27	32	GT1	Bob YARWOOD		MGB	3:02.007	7	31.210	53.24

Weather/Track Raining/Wet

Oulton Park
Circuit Length = 2.6920 miles.
Start: 10:51 End: 11:11

These results are provisional until the conclusion of any judicial and technical matters.

Clerk of Course:	Stewards:	Timekeeper:
------------------	-----------	-------------

Race 17 HSCC Millers Oils Classic Sports Cars

LAP ANALYSIS

1	Simon ASHWORTH	MGB
1 - X:00.000	6 - 2:42.540	
2 - 2:41.783	7 - 2:38.982	
3 - 2:44.229	8 - 2:40.124	
4 - 2:41.869		
5 - 2:42.232		
2	Stuart TIZZARD	Lotus Elan S1
1 - X:00.000	6 - 2:45.009	
2 - 2:53.140	7 - 2:42.888	
3 - 3:07.857		
4 - 2:52.859		
5 - 2:48.427		
4	John BLADON	Piper Sports Racing
1 - X:00.000		
2 - 3:00.803		
3 - 2:53.442		
4 - 2:49.793		
5 - 2:59.712P		
5	Michael MOORE	Jaguar E-Type
1 - X:00.000	6 - 2:39.977	
2 - 2:48.007	7 - 2:40.766	
3 - 2:49.826	8 - 2:40.806	
4 - 2:44.676		
5 - 2:42.193		
6	David BETTS	Shelby Mustang GT350
1 - X:00.000	6 - 3:03.421	
2 - 3:02.741	7 - 2:49.278	
3 - 3:00.362		
4 - 2:54.551		
5 - 2:52.094		
19	Richard STYLES	Marcos 1800GT
1 - X:00.000	6 - 2:44.410	
2 - 2:55.035	7 - 2:43.254	
3 - 2:47.909		
4 - 2:43.462		
5 - 2:41.263		
27	Barry SEWELL	Marcos 1800GT
1 - X:00.000	6 - 2:37.821	
2 - 2:50.791	7 - 2:44.363	
3 - 2:43.009		
4 - 2:42.385		
5 - 2:41.514		

Race 17 HSCC Millers Oils Classic Sports Cars LAP ANALYSIS

(contd.)

28	Jose ALBUQUERQUE	Lotus 26R
1 -	X:00.000	6 - 3:12.148P
2 -	2:56.295	
3 -	2:58.923	
4 -	2:53.837	
5 -	2:56.810	
32	Bob YARWOOD	MGB
1 -	X:00.000	6 - 3:05.931
2 -	3:02.007	7 - 3:04.146
3 -	3:02.098	
4 -	3:04.890	
5 -	3:04.983	
34	Mike DOYLE	Lotus 23B
1 -	X:00.000	6 - 3:08.480P
2 -	2:59.481	
3 -	2:57.483	
4 -	2:55.811	
5 -	2:58.710	
39	Gary PAGE	Marcos GT Gullwing
1 -	X:00.000	6 - 2:48.954
2 -	2:53.567	7 - 2:47.194
3 -	2:44.306	
4 -	2:48.634	
5 -	2:51.217	
44	Stephen RADCLIFFE	Jaguar E-Type
1 -	9:58.565	
2 -	2:41.826	
3 -	2:45.965	
4 -	3:00.581P	
48	Mark ASHWORTH	TVR Grantura 1800s
1 -	X:00.000	6 - 2:43.666
2 -	2:51.946	7 - 2:43.734
3 -	2:51.528	
4 -	2:49.363	
5 -	2:43.460	
53	Douglas LAWSON	MGB
1 -	X:00.000	6 - 2:55.264
2 -	2:55.567	7 - 2:54.914
3 -	2:55.571	
4 -	2:56.843	
5 -	2:55.487	

Weather/Track Raining/Wet

Oulton Park
Circuit Length = 2.6920 miles.
Start: 10:51 End: 11:11

Race 17 HSCC Millers Oils Classic Sports Cars LAP ANALYSIS

(contd.)

55	Fred PHILLIPS	Shelby Mustang 350GT
1 - X:00.000	6 - 2:56.820	
2 - 3:03.859		
3 - 3:00.777		
4 - 2:54.674		
5 - 2:54.019		
56	Mike WROE	TVR Griffith
1 - X:00.000	6 - 3:01.936	
2 - 3:45.860	7 - 3:00.347	
3 - 3:02.814		
4 - 3:02.143		
5 - 3:01.489		
59	Malcolm VEREY	Merlyn Mk IV
1 - X:00.000	6 - 2:41.324	
2 - 3:06.391	7 - 2:40.876	
3 - 2:47.559		
4 - 2:41.768		
5 - 2:40.694		
62	Martin STRETTON	Lotus Elan 26R
1 - X:00.000	6 - 2:34.538	
2 - 2:50.206P	7 - 2:33.069	
3 - 4:16.265		
4 - 2:32.481		
5 - 2:37.035		
65	Peter THOMPSON	Marcos 1800GT
1 - X:00.000	6 - 2:43.832	
2 - 2:49.011	7 - 2:38.824	
3 - 2:50.261		
4 - 2:48.515		
5 - 2:42.280		
70	Les ELY	Jaguar E-Type
1 - X:00.000	6 - 2:31.299	
2 - 2:52.316P		
3 - 6:41.650		
4 - 2:30.898		
5 - 2:32.278		
72	Jamie BOOT	TVR Griffith 400
1 - X:00.000	6 - 2:51.350	
2 - 2:52.325	7 - 2:40.979	
3 - 2:50.913		
4 - 2:48.451		
5 - 2:44.011		

Race 17 HSCC Millers Oils Classic Sports Cars LAP ANALYSIS

(contd.)

75	Allen TICE	Marcos 1800GT
1 - X:00.000	6 - 2:47.064P	
2 - 2:44.124		
3 - 2:33.689		
4 - 2:34.739		
5 - 2:41.665		
77	Sean WALKER	Lotus Elan 26R
1 - X:00.000	6 - 2:35.009	
2 - 2:42.177	7 - 2:34.834	
3 - 2:34.818	8 - 2:33.275	
4 - 2:35.343		
5 - 2:36.243		
84	Graham JONES	MGB
1 - X:00.000	6 - 2:47.634	
2 - 2:58.155	7 - 2:56.464	
3 - 3:04.213		
4 - 2:50.939		
5 - 3:05.199		
88	Stephen MINOPRIO	Marcos 1800GT
1 - X:00.000	6 - 2:42.017	
2 - 2:45.112	7 - 2:36.769	
3 - 2:47.852		
4 - 2:43.810		
5 - 2:39.371		
93	Richard LAWSON	Lotus 23B
1 - X:00.000	6 - 2:46.981	
2 - 2:53.354	7 - 2:46.925	
3 - 2:44.800		
4 - 2:44.915		
5 - 2:43.576		
95	Dennis WELCH	Austin Healey 3000
1 - X:00.000	6 - 2:30.797	
2 - 2:35.000		
3 - 2:46.303P		
4 - 8:14.331		
5 - 2:33.546		

Race 17 HSCC Millers Oils Classic Sports Cars GRID

ROW 14		3:02.007 32 YARWOOD	
ROW 13	2:55.811 34 DOYLE		3:00.347 56 WROE
ROW 12		2:54.019 55 PHILLIPS	2:54.914 53 LAWSON
ROW 11	2:49.793 4 BLADON		2:53.837 28 ALBUQUERQUE
ROW 10		2:47.634 84 JONES	2:49.278 6 BETTS
ROW 9	2:43.576 93 LAWSON		2:44.306 39 PAGE
ROW 8		2:42.888 2 TIZZARD	2:43.460 48 ASHWORTH
ROW 7	2:41.263 19 STYLES		2:41.826 44 RADCLIFFE
ROW 6		2:40.694 59 VEREY	2:40.979 72 BOOT
ROW 5	2:38.982 1 ASHWORTH		2:39.977 5 MOORE
ROW 4		2:37.821 27 SEWELL	2:38.824 65 THOMPSON
ROW 3	2:33.689 75 TICE		2:36.769 88 MINOPRIO
ROW 2		2:32.481 62 STRETTON	2:33.275 77 WALKER
ROW 1	2:30.797 95 WELCH		2:30.898 70 ELY

POLE

Woburn Track Racing Ltd

Culter Park

Circuit Length = 2.6920 miles.

These results are provisional until the conclusion of any judicial and technical matters.

Start: 10:51 End: 11:11

Clerk of Course:	Stewards:	Timekeeper:
------------------	-----------	-------------

Race 15 HSCC/HRSR Historic Racing Saloons supported by Southern Supplies

RACE RESULT - AMENDED

POS	NO	CL	NAME	NAT	ENTRY	TIME	LAPS	GAP	MPH	BEST
1	35	B	James DODD		Alfa Romeo Guilia Sprint GT	21:21.059	10		75.65	2:05.983
2	46	C	Dan COX		Ford Anglia 105E	21:24.483	10	3.424	75.44	2:06.309
3	31	B	Les ELY		BMW 2000	21:26.907	10	5.848	75.30	2:07.095
4	54	C	Neil WOOD		Ford Anglia 105E	21:27.658	10	6.599	75.26	2:06.999
5	28	K2	Richard SHAW		BMW 1800 Ti	21:37.133	10	16.074	74.71	2:07.716
6	69	C	Bob BULLEN		Ford Anglia	21:46.641	10	25.582	74.16	2:08.127
7	77	D	Roger EBDON		Morris Mini	21:53.151	10	32.092	73.80	2:09.116
8	41	C	Tony FIELDING		Ford Anglia 105E	22:00.396	10	39.337	73.39	2:09.398
9	12	K1	Chris CHILES		Ford Mustang	22:01.578	10	40.519	73.33	2:09.696
10	34	B	Louis BRACEY		Ford Lotus Cortina	22:02.264	10	41.205	73.29	2:09.904
11	36	C	Roland STOATE		Ford Anglia 105E	22:08.429	10	47.370	72.95	2:10.397
12	85	D	Roger GODFREY		Austin Cooper S	22:09.631	10	48.572	72.88	2:11.424
13	11	K1	Richard STYLES		Ford Mustang	22:31.044	10	1:09.985	71.73	2:11.400
14	50	C	Steve READ		Ford Anglia 105E	22:33.378	10	1:12.319	71.60	2:11.497
15	57	C	Jonathan GOMM		Ford Lotus Cortina	22:41.192	10	1:20.133	71.19	2:09.843
16	98	E	Alan KITSON		Singer Chamois	22:43.569	10	1:22.510	71.07	2:14.386
17	49	C	Peter HORE		Ford Lotus Cortina	22:46.864	10	1:25.805	70.90	2:12.930
18	1	E	Adrian OLIVER		Hillman Imp	23:02.632	10	1:41.573	70.09	2:15.197
19	59	K3	Richard LAWSON		Ford Lotus Cortina	23:06.411	10	1:45.352	69.90	2:16.024
20	81	D	Christopher GLAISTER		Ford Anglia 100E	23:09.233	10	1:48.174	69.75	2:16.134
21	97	E	Mike HANNA		Hillman Imp	23:14.290	10	1:53.231	69.50	2:14.907
22	78	D	Colin FLYNN		Morris Cooper S	21:21.576	9	1 LAP	68.05	2:18.679
23	29	B	Jon WAGSTAFF		Alfa Romeo Giulia Ti	22:15.514	9	1 LAP	65.30	2:23.826
24	91	E	Vince FROST		Hillman Imp	22:25.912	9	1 LAP	64.80	2:25.962

NOT CLASSIFIED

23	A	Roger COPE	Jaguar S-Type	18:24.367	8	D.N.F.	70.20	2:12.468
52	C	Peter ERGIS	Ford Cortina GT	18:34.953	8	D.N.F.	69.53	2:12.564
82	D	Barry LONG	Austin Mini Cooper S	16:32.733	7	D.N.F.	68.33	2:18.247
55	K3	Fred PHILLIPS	Ford Lotus Cortina	17:15.929	6	D.N.F.	56.13	2:25.862
51	K3	Michael WRIGLEY	Ford Lotus Cortina	9:34.722	4	D.N.F.	67.45	2:18.435
94	E	Steve PLATTS	Singer Chamois	7:16.200	3	D.N.F.	66.65	2:17.934
40	C	Simon GARRAD	Alfa Romeo GTA	2:17.969	1	D.N.F.	70.24	2:17.969

FASTEST LAP

35	B	James DODD	Alfa Romeo Guilia Sprint GT	2:05.983	8	76.92mph	123.79kph
46	C	Dan COX	Ford Anglia 105E	2:06.309	4	76.72mph	123.47kph
28	K2	Richard SHAW	BMW 1800 Ti	2:07.716	9	75.88mph	122.11kph
77	D	Roger EBDON	Morris Mini	2:09.116	3	75.05mph	120.79kph
12	K1	Chris CHILES	Ford Mustang	2:09.696	5	74.72mph	120.25kph
23	A	Roger COPE	Jaguar S-Type	2:12.468	6	73.15mph	117.73kph
98	E	Alan KITSON	Singer Chamois	2:14.386	6	72.11mph	116.05kph
59	K3	Richard LAWSON	Ford Lotus Cortina	2:16.024	8	71.24mph	114.65kph

Weather/Track Sunny/Dry

Car 37 Excluded by Clerk of Course - Under weight as per Championship Regulations

These results are provisional until the conclusion of any judicial and technical matters.

Oulton Park

Circuit Length = 2.6920 miles.

Start: 16:05 End: 16:27

Clerk of Course:	Stewards:	Timekeeper:
------------------	-----------	-------------

Race 15 HSCC/HRSR Historic Racing Saloons supported by Southern Supplies

LAP CHART

Lap 1			Lap 2			Lap 3			Lap 4			Lap 5		
No	Behind	Laptime	No	Behind	Laptime	No	Behind	Laptime	No	Behind	Laptime	No	Behind	Laptime
31		2:14.273	31		2:08.398	31		2:08.113	31		2:07.720	31		2:07.902
54	1.664	2:15.937	54	1.843	2:08.577	46	2.299	2:08.392	46	0.888	2:06.309	46	0.380	2:07.394
77	2.501	2:16.774	46	2.020	2:07.086	54	2.637	2:08.907	35	1.650	2:06.559	35	0.566	2:06.818
46	3.332	2:17.605	35	3.078	2:07.195	35	2.811	2:07.846	54	2.591	2:07.674	54	1.688	2:06.999
40	3.696	2:17.969	77	4.652	2:10.549	77	5.655	2:09.116	28	7.664	2:09.624	28	8.668	2:08.906
35	4.281	2:18.554	28	5.547	2:08.443	28	5.760	2:08.326	77	8.880	2:10.945	77	11.185	2:10.207
85	5.236	2:19.509	85	9.331	2:12.493	69	12.650	2:11.389	69	15.419	2:10.489	69	16.790	2:09.273
28	5.502	2:19.775	69	9.374	2:11.299	85	13.108	2:11.890	37	16.006	2:10.148	37	17.880	2:09.776
69	6.473	2:20.746	41	10.301	2:11.315	41	13.491	2:11.303	41	17.223	2:11.452	41	18.719	2:09.398
41	7.384	2:21.657	37	10.642	2:11.369	37	13.578	2:11.049	85	18.384	2:12.996	12	20.417	2:09.696
37	7.671	2:21.944	12	11.806	2:11.663	12	14.784	2:11.091	12	18.623	2:11.559	34	21.811	2:10.106
12	8.541	2:22.814	34	12.477	2:11.824	34	15.559	2:11.195	34	19.607	2:11.768	36	23.110	2:10.397
34	9.051	2:23.324	36	14.129	2:12.035	36	16.765	2:10.749	36	20.615	2:11.570	85	23.621	2:13.139
36	10.492	2:24.765	52	19.763	2:15.064	52	25.800	2:14.150	52	31.804	2:13.724	23	40.404	2:13.247
52	13.097	2:27.370	98	20.652	2:15.390	98	26.958	2:14.419	98	33.754	2:14.516	98	41.077	2:15.225
98	13.660	2:27.933	23	23.168	2:14.057	23	29.881	2:14.826	23	35.059	2:12.898	11	44.246	2:14.630
59	13.843	2:28.116	59	23.951	2:18.506	50	30.856	2:14.738	11	37.518	2:13.641	50	44.549	2:14.606
50	16.380	2:30.653	50	24.231	2:16.249	11	31.597	2:14.057	50	37.845	2:14.709	52	50.380	2:26.478
78	17.315	2:31.588	11	25.653	2:14.672	59	34.657	2:18.819	59	43.941	2:17.004	59	53.623	2:17.584
23	17.509	2:31.782	81	27.108	2:17.830	81	35.699	2:16.704	81	44.930	2:16.951	49	53.824	2:16.622
81	17.676	2:31.949	1	28.189	2:17.486	1	36.434	2:16.358	49	45.104	2:16.125	57	54.816	2:17.391
1	19.101	2:33.374	49	28.752	2:16.254	49	36.699	2:16.060	57	45.327	2:15.939	1	56.188	2:17.605
11	19.379	2:33.652	78	30.880	2:21.963	57	37.108	2:13.576	1	46.485	2:17.771	81	56.515	2:19.487
82	20.765	2:35.038	57	31.645	2:18.558	51	43.191	2:19.609	97	51.752	2:15.847	97	1:00.200	2:16.350
49	20.896	2:35.169	51	31.695	2:18.435	78	43.447	2:20.680	51	56.218	2:20.747P	78	1:07.297	2:19.326
57	21.485	2:35.758	82	34.071	2:21.704	97	43.625	2:17.023	78	55.873	2:20.146	82	1:07.468	2:19.244
51	21.658	2:35.931	97	34.715	2:20.643	82	44.702	2:18.744	82	56.126	2:19.144	91	1:48.357	2:28.658
97	22.470	2:36.743	94	35.595	2:20.421	94	45.416	2:17.934	91	1:27.601	2:29.285	55	1:50.215	2:25.862
94	23.572	2:37.845	91	46.475	2:27.826	91	1:06.036	2:27.674	55	1:32.255	2:27.588	29	1:50.438	2:25.741
91	27.047	2:41.320	55	49.792	2:29.072	55	1:12.387	2:30.708	29	1:32.599	2:26.670			
55	29.118	2:43.391	29	55.422	2:30.531	29	1:13.649	2:26.340						
29	33.289	2:47.562												

Weather/Track Sunny/Dry

Oulton Park
 Circuit Length = 2.6920 miles.
 Start: 16:05 End: 16:27

Race 15 HSCC/HRSR Historic Racing Saloons supported by Southern Supplies LAP CHART

(contd.)

Lap 6			Lap 7			Lap 8			Lap 9			Lap 10		
No	Behind	Laptime	No	Behind	Laptime	No	Behind	Laptime	No	Behind	Laptime	No	Behind	Laptime
35		2:07.065	35		2:06.344	35		2:05.983	35		2:06.931	35		2:07.764
46	0.057	2:07.308	29	1 LAP	2:24.091	46	2.439	2:07.095	46	2.928	2:07.420	78	1 LAP	2:23.231
31	1.603	2:09.234	46	1.327	2:07.614	31	4.571	2:08.200	31	5.165	2:07.525	46	3.424	2:08.260
54	2.866	2:08.809	31	2.354	2:07.095	54	5.444	2:07.687	54	6.508	2:07.995	31	5.848	2:08.447
28	9.339	2:08.302	91	1 LAP	2:28.693	55	2 LAPS	4:39.308P	28	15.562	2:07.716	54	6.599	2:07.855
77	14.603	2:11.049	54	3.740	2:07.218	28	14.777	2:09.136	69	24.550	2:08.327	28	16.074	2:08.276
69	18.009	2:08.850	28	11.624	2:08.629	29	1 LAP	2:23.826	77	28.132	2:10.819	69	25.582	2:08.796
37	19.173	2:08.924	77	19.159	2:10.900	91	1 LAP	2:25.962	37	28.332	2:10.428	37	31.271	2:10.703
41	20.709	2:09.621	69	19.792	2:08.127	69	23.154	2:09.345	29	1 LAP	2:24.092	77	32.092	2:11.724
12	23.358	2:10.572	37	21.651	2:08.822	77	24.244	2:11.068	41	36.025	2:10.978	41	39.337	2:11.076
34	24.084	2:09.904	41	27.340	2:12.975	37	24.835	2:09.167	12	37.516	2:10.718	12	40.519	2:10.767
36	26.177	2:10.698	12	28.617	2:11.603	41	31.978	2:10.621	34	37.898	2:10.486	34	41.205	2:11.071
85	28.162	2:12.172	34	29.925	2:12.185	12	33.729	2:11.095	36	41.544	2:12.727	36	47.370	2:13.590
23	45.241	2:12.468	36	30.686	2:10.853	34	34.343	2:10.401	85	44.628	2:12.086	85	48.572	2:11.708
98	47.832	2:14.386	85	34.032	2:12.214	36	35.748	2:11.045	91	1 LAP	2:29.931	29	1 LAP	2:26.661
11	49.667	2:13.052	23	51.937	2:13.040	85	39.473	2:11.424	11	1:05.980	2:11.400	91	1 LAP	2:26.563
50	50.902	2:13.984	11	55.436	2:12.113	11	1:01.511	2:12.058	50	1:08.062	2:11.497	11	1:09.985	2:11.769
52	55.313	2:12.564	98	56.524	2:15.036	50	1:03.496	2:12.765	98	1:14.340	2:15.173	50	1:12.319	2:12.021
49	59.523	2:13.330	50	56.714	2:12.156	98	1:06.098	2:15.557	57	1:16.337	2:09.843	57	1:20.133	2:11.560
57	59.715	2:12.530	52	1:01.794	2:12.825	49	1:13.150	2:13.024	49	1:19.426	2:13.207	98	1:22.510	2:15.934
59	1:03.761	2:17.769	49	1:06.109	2:12.930	57	1:13.425	2:12.899	1	1:32.810	2:16.328	49	1:25.805	2:14.143
1	1:04.849	2:16.292	57	1:06.509	2:13.138	23	1:18.003	2:32.049P	59	1:34.667	2:17.253	1	1:41.573	2:16.527
81	1:05.752	2:16.868	1	1:13.702	2:15.197	1	1:23.413	2:15.694	81	1:37.311	2:18.499	59	1:45.352	2:18.449
97	1:07.476	2:14.907	59	1:14.304	2:16.887	59	1:24.345	2:16.024	97	1:40.022	2:19.281	81	1:48.174	2:18.627
82	1:18.084	2:18.247	81	1:15.542	2:16.134	81	1:25.743	2:16.184				97	1:53.231	2:20.973
78	1:18.345	2:18.679	97	1:16.766	2:15.634	52	1:28.589	2:32.778P						
			78	1:32.344	2:20.343	97	1:27.672	2:16.889						
			82	1:32.352	2:20.612	78	1:51.981	2:25.620						

Weather/Track Sunny/Dry

Oulton Park
Circuit Length = 2.6920 miles.
Start: 16:05 End: 16:27

Race 18 HSCC Legends Racing Historic Formula Ford

QUALIFYING

POS	NO	CL	NAME	NAT	ENTRY	TIME	LAPS	GAP	MPH
1	87		Nelson ROWE		Crossle 20 F	2:12.835	8		72.95
2	1		Neil FOWLER		Lola T200	2:14.495	9	1.660	72.05
3	12		Jason MINSHAW		Merlyn Mk20	2:15.477	8	2.642	71.53
4	7		John GOLDSMITH		Macon MR8B	2:17.885	9	5.050	70.28
5	42		Nigel BANCROFT		Crossle 20F	2:17.957	9	5.122	70.24
6	2		Paul SLEEMAN		Jamun T2	2:18.021	9	5.186	70.21
7	29		Gregory CATON		Merlyn Mk20A	2:18.518	9	5.683	69.96
8	48		Crispin SCHLAEFLI		Macon MR8	2:20.661	8	7.826	68.89
9	11		Westie MITCHELL		Merlyn MK20	2:20.981	6	8.146	68.74
10	51		John MOULDS		Merlyn Mk11	2:21.112	8	8.277	68.67
11	66		Gregory THORNTON		Titan MK 4	2:21.270	8	8.435	68.60
12	21		Neil BOWMAN		Macon MR7B	2:22.088	8	9.253	68.20
13	44		John BLADON		Merlyn Mk11A	2:22.514	9	9.679	68.00
14	14		Guy MINSHAW		Merlyn Mk20	2:23.001	8	10.166	67.77
15	27		Dick DIXON		Lotus 61	2:23.410	8	10.575	67.57
16	57		David WILD		Lola T200	2:23.510	8	10.675	67.53
17	91	N	Chris ATKINSON		Merlyn Mk20	2:23.812	8	10.977	67.38
18	85		C. LILLINGSTON-PRICE		Merlyn Mk11	2:24.803	6	11.968	66.92
19	63		Matthew STURMER		Hawke DL2A	2:26.819	6	13.984	66.00
20	6		Neil DAVIES		Lotus 61MX	2:27.232	7	14.397	65.82
21	53		Martin HIBBERT		Merlyn Mk20A	2:27.852	8	15.017	65.54
22	96	N	Dean BOWER		Hawke DL2	2:27.974	8	15.139	65.49
23	31		Rob TWEEDIE		Lola T200	2:29.717	7	16.882	64.73
24	92	N	William I'ANSON		Nike Mk6	2:30.129	6	17.294	64.55
25	75		Anthony GODDARD		Merlyn Mk20	2:30.252	8	17.417	64.50
26	61		John FORD		Lotus 61	2:30.703	8	17.868	64.30
27	54		Alex MEEK		Merlyn Mk20A	2:35.812	2	22.977	62.19
28	90	N	Terry WILLIAMS		Royale RP3	2:39.550	7	26.715	60.74
29	17		Bernard COX		Lola T200	2:40.927	6	28.092	60.22

Weather/Track Raining/Wet

Oulton Park
Circuit Length = 2.6920 miles.
Start: 11:19 End: 11:36

These results are provisional until the conclusion of any judicial and technical matters.

Clerk of Course:	Stewards:	Timekeeper:
------------------	-----------	-------------

Race 18 HSCC Legends Racing Historic Formula Ford

LAP ANALYSIS

1	Neil FOWLER	Lola T200
1 -	5:42.596	6 - 2:15.467
2 -	2:21.709	7 - 2:14.698
3 -	2:16.477	8 - 2:18.753
4 -	2:29.412	9 - 2:14.495
5 -	2:16.673	
2	Paul SLEEMAN	Jamun T2
1 -	5:23.869	6 - 2:18.885
2 -	2:20.752	7 - 2:18.060
3 -	2:18.021	8 - 2:18.419
4 -	2:19.582	9 - 2:21.018
5 -	2:20.257	
6	Neil DAVIES	Lotus 61MX
1 -	6:10.300	6 - 2:27.529
2 -	2:29.402	7 - 2:28.261
3 -	2:28.251	
4 -	2:27.358	
5 -	2:27.232	
7	John GOLDSMITH	Macon MR8B
1 -	5:24.070	6 - 2:19.242
2 -	2:21.079	7 - 2:17.885
3 -	2:18.515	8 - 2:20.071
4 -	2:33.212	9 - 2:19.790
5 -	2:21.915	
11	Westie MITCHELL	Merlyn MK20
1 -	5:27.434	6 - 2:21.412
2 -	2:24.869	
3 -	2:20.981	
4 -	2:22.881	
5 -	2:24.103	
12	Jason MINSHAW	Merlyn Mk20
1 -	5:43.243	6 - 2:15.507
2 -	2:33.070	7 - 2:15.826
3 -	2:19.371	8 - 2:15.477
4 -	2:18.443	
5 -	2:16.594	
14	Guy MINSHAW	Merlyn Mk20
1 -	5:44.706	6 - 2:23.001
2 -	2:30.138	7 - 2:25.857
3 -	2:28.421	8 - 2:26.717
4 -	2:29.240	
5 -	2:24.110	

Race 18 HSCC Legends Racing Historic Formula Ford

LAP ANALYSIS

(contd.)

17	Bernard COX	Lola T200
1 -	9:09.200	6 - 2:45.075
2 -	2:48.585	
3 -	2:46.458	
4 -	2:44.493	
5 -	2:40.927	
21	Neil BOWMAN	Macon MR7B
1 -	5:34.227	6 - 2:25.155
2 -	2:32.278	7 - 2:22.088
3 -	2:23.658	8 - 2:28.402
4 -	2:27.818	
5 -	2:30.243	
27	Dick DIXON	Lotus 61
1 -	6:16.640	6 - 2:24.626
2 -	2:29.271	7 - 2:23.410
3 -	2:28.052	8 - 2:24.592
4 -	2:23.608	
5 -	2:25.978	
29	Gregory CATON	Merlyn Mk20A
1 -	5:51.134	6 - 2:20.883
2 -	2:30.217	7 - 2:19.356
3 -	2:19.637	8 - 2:18.518
4 -	2:24.515	9 - 2:19.832
5 -	2:19.379	
31	Rob TWEEDIE	Lola T200
1 -	8:43.734	6 - 2:31.216
2 -	2:31.034	7 - 2:29.717
3 -	2:30.785	
4 -	2:31.400	
5 -	2:30.966	
42	Nigel BANCROFT	Crossle 20F
1 -	5:23.898	6 - 2:21.193
2 -	2:25.139	7 - 2:17.957
3 -	2:21.947	8 - 2:19.150
4 -	2:20.809	9 - 2:19.770
5 -	2:19.030	
44	John BLADON	Merlyn Mk11A
1 -	5:26.536	6 - 2:24.105
2 -	2:23.906	7 - 2:23.757
3 -	2:22.514	8 - 2:25.965
4 -	2:28.652	9 - 2:25.445
5 -	2:26.591	

Race 18 HSCC Legends Racing Historic Formula Ford LAP ANALYSIS

(contd.)

48	Crispin SCHLAEFLI	Macon MR8
1 -	5:41.273	6 - 2:20.661
2 -	2:40.706	7 - 2:29.228
3 -	2:24.169	8 - 2:22.040
4 -	2:23.042	
5 -	2:21.961	
51	John MOULDS	Merlyn Mk11
1 -	5:48.980	6 - 2:37.725
2 -	2:34.593	7 - 2:26.751
3 -	2:28.518	8 - 2:21.112
4 -	2:26.413	
5 -	2:23.793	
53	Martin HIBBERT	Merlyn Mk20A
1 -	6:35.805	6 - 2:30.618
2 -	2:30.790	7 - 2:28.700
3 -	2:28.196	8 - 2:27.852
4 -	2:30.979	
5 -	2:27.892	
54	Alex MEEK	Merlyn Mk20A
1 -	5:33.536	
2 -	2:35.812	
57	David WILD	Lola T200
1 -	5:42.448	6 - 2:23.523
2 -	2:28.750	7 - 2:23.510
3 -	2:23.653	8 - 2:24.203
4 -	2:25.313	
5 -	2:24.293	
61	John FORD	Lotus 61
1 -	6:16.024	6 - 2:34.597
2 -	2:38.820	7 - 2:38.335
3 -	2:37.498	8 - 2:30.703
4 -	2:37.382	
5 -	2:44.925	
63	Matthew STURMER	Hawke DL2A
1 -	5:40.920	6 - 2:26.819
2 -	2:38.332	
3 -	2:30.667	
4 -	2:32.523	
5 -	2:29.884	

Weather/Track Raining/Wet

Oulton Park
Circuit Length = 2.6920 miles.
Start: 11:19 End: 11:36

Race 18 HSCC Legends Racing Historic Formula Ford LAP ANALYSIS

(contd.)

66	Gregory THORNTON	Titan MK 4
1 -	5:42.491	6 - 2:21.270
2 -	2:38.967	7 - 2:29.068
3 -	2:26.278	8 - 2:23.650
4 -	2:25.675	
5 -	2:25.345	
75	Anthony GODDARD	Merlyn Mk20
1 -	5:47.015	6 - 2:30.252
2 -	2:41.801	7 - 2:31.626
3 -	2:35.244	8 - 2:31.667
4 -	2:30.507	
5 -	2:34.956	
85	C. LILLINGSTON-PRICE	Merlyn Mk11
1 -	6:24.980	6 - 2:51.513
2 -	2:32.106	
3 -	2:27.802	
4 -	2:24.803	
5 -	2:39.612	
87	Nelson ROWE	Crossle 20 F
1 -	5:43.675	6 - 2:12.835
2 -	2:21.330	7 - 2:13.397
3 -	2:14.477	8 - 3:27.066P
4 -	2:16.038	
5 -	2:14.599	
90	Terry WILLIAMS	Royale RP3
1 -	6:15.420	6 - 2:39.550
2 -	2:54.685	7 - 2:42.688
3 -	2:48.291	
4 -	2:48.314	
5 -	2:46.676	
91	Chris ATKINSON	Merlyn Mk20
1 -	5:44.379	6 - 2:47.181
2 -	2:29.235	7 - 2:24.840
3 -	2:24.158	8 - 2:24.196
4 -	2:28.985	
5 -	2:23.812	
92	William I'ANSON	Nike Mk6
1 -	8:42.196	6 - 2:30.296
2 -	2:30.129	
3 -	2:45.136	
4 -	2:37.316P	
5 -	5:33.909	

Weather/Track Raining/Wet

Oulton Park
Circuit Length = 2.6920 miles.
Start: 11:19 End: 11:36

Race 18 HSCC Legends Racing Historic Formula Ford LAP ANALYSIS

(contd.)

96	Dean BOWER	Hawke DL2
1 - 5:50.450	6 - 2:32.249	
2 - 2:40.190	7 - 2:31.126	
3 - 2:34.131	8 - 2:27.974	
4 - 2:31.256		
5 - 2:40.949		

Race 18 HSCC Legends Racing Historic Formula Ford GRID

ROW 15	2:40.927 17 COX		
ROW 14	2:35.812 54 MEEK		2:39.550 90 WILLIAMS
ROW 13	2:30.252 75 GODDARD		2:30.703 61 FORD
ROW 12	2:29.717 31 TWEEDIE		2:30.129 92 I'ANSON
ROW 11	2:27.852 53 HIBBERT		2:27.974 96 BOWER
ROW 10	2:26.819 63 STURMER		2:27.232 6 DAVIES
ROW 9	2:23.812 91 ATKINSON		2:24.803 85 C. LILLINGSTON-PRICE
ROW 8	2:23.410 27 DIXON		2:23.510 57 WILD
ROW 7	2:22.514 44 BLADON		2:23.001 14 MINSHAW
ROW 6	2:21.270 66 THORNTON		2:22.088 21 BOWMAN
ROW 5	2:20.981 11 MITCHELL		2:21.112 51 MOULDS
ROW 4	2:18.518 29 CATON		2:20.661 48 SCHLAEFLI
ROW 3	2:17.957 42 BANCROFT		2:18.021 2 SLEEMAN
ROW 2	2:15.477 12 MINSHAW		2:17.885 7 GOLDSMITH
ROW 1	2:12.835 87 ROWE		2:14.495 1 FOWLER

POLE

Woburn Track Racing Club

Culter Park

Circuit Length = 2.6920 miles.

These results are provisional until the conclusion of any judicial and technical matters.

Start: 11:19 End: 11:36

Clerk of Course:	Stewards:	Timekeeper:
------------------	-----------	-------------

Race 18 HSCC Legends Racing Historic Formula Ford

RACE RESULT

POS	NO	CL	NAME	NAT	ENTRY	TIME	LAPS	GAP	MPH	BEST
1	1		Neil FOWLER		Lola T200	20:54.942	11		84.94	1:51.781
2	29		Gregory CATON		Merlyn Mk20A	21:01.822	11	6.880	84.48	1:52.815
3	42		Nigel BANCROFT		Crossle 20F	21:02.311	11	7.369	84.45	1:52.993
4	12		Jason MINSHAW		Merlyn Mk20	21:03.582	11	8.640	84.36	1:53.064
5	2		Paul SLEEMAN		Jamun T2	21:17.492	11	22.550	83.44	1:54.556
6	7		John GOLDSMITH		Macon MR8B	21:17.601	11	22.659	83.44	1:54.032
7	57		David WILD		Lola T200	21:36.974	11	42.032	82.19	1:54.691
8	44		John BLADON		Merlyn Mk11A	21:42.900	11	47.958	81.82	1:56.420
9	66		Gregory THORNTON		Titan MK 4	21:43.196	11	48.254	81.80	1:55.588
10	85		C. LILLINGSTON-PRICE		Merlyn Mk11	21:43.857	11	48.915	81.76	1:56.070
11	14		Guy MINSHAW		Merlyn Mk20	21:44.723	11	49.781	81.70	1:54.016
12	51		John MOULDS		Merlyn Mk11	21:52.732	11	57.790	81.20	1:56.371
13	27		Dick DIXON		Lotus 61	21:56.135	11	1:01.193	80.99	1:57.515
14	11		Westie MITCHELL		Merlyn MK20	21:56.505	11	1:01.563	80.97	1:57.299
15	53		Martin HIBBERT		Merlyn Mk20A	22:10.591	11	1:15.649	80.11	1:58.631
16	96	N	Dean BOWER		Hawke DL2	22:10.852	11	1:15.910	80.10	1:58.140
17	54		Alex MEEK		Merlyn Mk20A	22:11.321	11	1:16.379	80.07	1:58.879
18	91	N	Chris ATKINSON		Merlyn Mk20	22:21.332	11	1:26.390	79.47	1:59.580
19	6		Neil DAVIES		Lotus 61MX	22:39.528	11	1:44.586	78.41	2:00.714
20	31		Rob TWEEDIE		Lola T200	22:40.028	11	1:45.086	78.38	2:00.598
21	63		Matthew STURMER		Hawke DL2A	22:43.469	11	1:48.527	78.18	1:59.808
22	75		Anthony GODDARD		Merlyn Mk20	22:47.836	11	1:52.894	77.93	2:01.670
23	61		John FORD		Lotus 61	20:55.802	10	1 LAP	77.17	2:02.237
24	92	N	William I'ANSON		Nike Mk6	21:44.692	10	1 LAP	74.28	2:02.702
25	17		Bernard COX		Lola T200	20:59.857	9	2 LAPS	69.23	2:14.823

NOT CLASSIFIED

87		Nelson ROWE		Crossle 20 F	17:07.575	9	D.N.F.	84.88	1:52.104
48		Crispin SCHLAEFLI		Macon MR8	14:05.063	7	D.N.F.	80.27	1:56.970
90	N	Terry WILLIAMS		Royale RP3	13:40.205	6	D.N.F.	70.89	2:09.700
21		Neil BOWMAN		Macon MR7B	7:58.787	4	D.N.F.	80.96	1:56.876

FASTEST LAP

1		Neil FOWLER		Lola T200	1:51.781	9	86.69mph	139.52kph
96	N	Dean BOWER		Hawke DL2	1:58.140	7	82.03mph	132.01kph

Weather/Track Sunny/Dry

Oulton Park
Circuit Length = 2.6920 miles.
Start: 17:59 End: 18:20

These results are provisional until the conclusion of any judicial and technical matters.

Clerk of Course:	Stewards:	Timekeeper:
------------------	-----------	-------------

Race 18 HSCC Legends Racing Historic Formula Ford

LAP CHART

Lap 1			Lap 2			Lap 3			Lap 4			Lap 5		
No	Behind	Laptime	No	Behind	Laptime	No	Behind	Laptime	No	Behind	Laptime	No	Behind	Laptime
1		1:59.536	1		1:54.121	1		1:53.729	87		1:53.549	87		1:53.909
12	0.507	2:00.043	87	0.045	1:53.666	87	0.063	1:53.747	1	0.051	1:53.663	1	0.251	1:54.109
87	0.500	2:00.036	12	0.946	1:54.560	12	1.590	1:54.373	12	3.344	1:55.366	12	4.584	1:55.149
2	3.045	2:02.581	42	5.144	1:55.813	42	6.316	1:54.901	42	6.231	1:53.527	42	5.332	1:53.010
42	3.452	2:02.988	2	5.352	1:56.428	2	7.191	1:55.568	29	7.877	1:54.228	29	7.148	1:53.180
7	3.662	2:03.198	7	5.787	1:56.246	29	7.261	1:54.614	2	8.258	1:54.679	2	8.905	1:54.556
29	5.550	2:05.086	29	6.376	1:54.947	7	8.431	1:56.373	7	9.380	1:54.561	7	9.503	1:54.032
11	6.541	2:06.077	21	11.275	1:58.504	21	14.422	1:56.876	21	17.789	1:56.979	44	23.649	1:57.298
44	6.710	2:06.246	44	14.073	2:01.484	44	17.312	1:56.968	44	20.260	1:56.560	57	23.963	1:57.415
21	6.892	2:06.428	48	14.646	2:00.092	48	17.921	1:57.004	57	20.457	1:55.705	48	25.037	1:57.357
48	8.675	2:08.211	57	14.997	2:00.297	57	18.364	1:57.096	48	21.589	1:57.280	85	27.004	1:57.424
57	8.821	2:08.357	11	15.233	2:02.813	85	19.927	1:58.173	85	23.489	1:57.174	11	28.276	1:57.756
51	9.573	2:09.109	85	15.483	1:58.750	11	20.055	1:58.551	11	24.429	1:57.986	66	28.465	1:57.607
66	10.190	2:09.726	51	15.478	2:00.026	51	21.399	1:59.650	66	24.767	1:56.753	14	29.104	1:56.711
27	10.539	2:10.075	27	16.368	1:59.950	66	21.626	1:58.968	27	25.970	1:57.759	27	30.032	1:57.971
85	10.854	2:10.390	66	16.387	2:00.318	27	21.823	1:59.184	14	26.302	1:57.754	51	30.823	1:57.581
14	11.647	2:11.183	14	16.711	1:59.185	14	22.160	1:59.178	51	27.151	1:59.364	54	39.644	1:59.984
96	12.303	2:11.839	96	20.073	2:01.891	54	27.450	2:00.832	54	33.569	1:59.731	91	39.775	1:59.609
91	12.981	2:12.517	54	20.347	2:00.479	91	28.107	2:01.101	91	34.075	1:59.580	53	40.040	1:59.473
54	13.989	2:13.525	91	20.735	2:01.875	96	28.351	2:02.007	53	34.476	1:59.522	96	41.196	1:59.518
53	14.391	2:13.927	53	21.186	2:00.916	53	28.566	2:01.109	96	35.587	2:00.848	6	51.977	2:03.554
6	15.070	2:14.606	6	23.344	2:02.395	6	32.873	2:03.258	6	42.332	2:03.071	31	54.354	2:02.850
31	16.243	2:15.779	31	25.558	2:03.436	31	35.430	2:03.601	31	45.413	2:03.595	63	55.537	2:02.904
75	17.138	2:16.674	75	26.693	2:03.676	75	36.609	2:03.645	75	46.356	2:03.359	75	56.532	2:04.085
63	17.818	2:17.354	63	27.387	2:03.690	63	36.899	2:03.241	63	46.542	2:03.255	61	1:06.087	2:02.655
61	20.346	2:19.882	61	33.489	2:07.264	61	45.841	2:06.081	61	57.341	2:05.112	92	1:06.311	2:02.702
92	20.741	2:20.277	92	33.738	2:07.118	92	46.259	2:06.250	92	57.518	2:04.871	90	1:38.376	2:11.444
90	22.810	2:22.346	90	38.389	2:09.700	90	1:04.149	2:19.489	90	1:20.841	2:10.304			
17	32.941	2:32.477	17	1:01.678	2:22.858	17	1:28.276	2:20.327	17	1:52.337	2:17.673			

Weather/Track Sunny/Dry

Oulton Park
Circuit Length = 2.6920 miles.
Start: 17:59 End: 18:20

Race 18 HSCC Legends Racing Historic Formula Ford LAP CHART

(contd.)

Lap 6			Lap 7			Lap 8			Lap 9			Lap 10		
No	Behind	Laptime	No	Behind	Laptime	No	Behind	Laptime	No	Behind	Laptime	No	Behind	Laptime
87		1:52.946	87		1:53.613	1		1:53.102	1		1:51.781	1		1:52.310
1	0.684	1:53.379	1	0.125	1:53.054	87	0.778	1:54.005	87	1.101	1:52.104	29	10.223	1:53.248
12	5.816	1:54.178	29	7.573	1:53.762	29	7.259	1:52.913	92	1 LAP	2:04.362	42	10.534	1:53.468
42	5.896	1:53.510	42	8.059	1:55.776	42	7.836	1:53.004	29	9.285	1:53.807	12	11.734	1:53.534
29	7.424	1:53.222	12	8.379	1:56.176	12	8.483	1:53.331	42	9.376	1:53.321	7	23.102	1:56.487
2	10.760	1:54.801	7	13.186	1:55.852	7	14.881	1:54.922	12	10.510	1:53.808	2	23.518	1:57.026
7	10.947	1:54.390	2	13.455	1:56.308	2	15.321	1:55.093	2	18.802	1:55.262	92	1 LAP	2:24.715
17	1 LAP	2:20.028	90	1 LAP	2:26.922P	44	36.256	1:58.244	7	18.925	1:55.825	57	42.965	1:54.691
57	26.637	1:55.620	44	31.239	1:57.153	57	36.426	1:58.232	57	40.584	1:55.939	44	45.984	1:57.399
44	27.699	1:56.996	57	31.421	1:58.397	85	37.051	1:56.070	44	40.895	1:56.420	66	46.952	1:57.444
48	29.061	1:56.970	85	34.208	1:57.555	66	37.568	1:55.588	85	41.532	1:56.262	85	46.998	1:57.776
85	30.266	1:56.208	66	35.207	1:56.528	11	42.109	1:58.697	66	41.818	1:56.031	14	51.923	1:55.300
66	32.292	1:56.773	11	36.639	1:57.623	14	42.348	1:58.680	14	48.933	1:58.366	11	55.791	1:58.968
11	32.629	1:57.299	14	36.895	1:57.135	51	45.352	1:58.067	11	49.133	1:58.805	51	56.389	1:58.757
14	33.373	1:57.215	27	40.480	1:59.492	27	46.344	1:59.091	51	49.942	1:56.371	27	58.508	1:58.679
27	34.601	1:57.515	51	40.512	1:58.914	54	57.065	1:58.977	27	52.139	1:57.576	53	1:11.641	1:59.482
51	35.211	1:57.334	48	43.597	2:08.149	53	57.619	1:59.295	53	1:04.469	1:58.631	96	1:12.042	1:59.095
54	45.577	1:58.879	17	1 LAP	2:18.609	96	58.014	1:59.004	54	1:05.054	1:59.770	54	1:12.737	1:59.993
53	46.194	1:59.100	54	51.315	1:59.351	91	1:02.363	2:01.691	96	1:05.257	1:59.024	91	1:21.536	2:01.797
91	46.613	1:59.784	53	51.551	1:58.970	17	1 LAP	2:16.960	91	1:12.049	2:01.467	6	1:40.030	2:01.680
96	47.710	1:59.460	96	52.237	1:58.140	6	1:20.678	2:02.557	6	1:30.660	2:01.763	31	1:40.507	2:00.598
6	1:01.710	2:02.679	91	53.899	2:00.899	31	1:21.115	2:02.501	31	1:32.219	2:02.885	63	1:43.487	1:59.823
31	1:02.431	2:01.023	6	1:11.348	2:03.251	75	1:25.379	2:02.102	63	1:35.974	2:02.070	75	1:45.993	2:01.670
75	1:07.176	2:03.590	31	1:11.841	2:03.023	63	1:25.685	1:59.808	75	1:36.633	2:03.035			
63	1:11.793	2:09.202	75	1:16.504	2:02.941	61	1:34.187	2:03.381	17	1 LAP	2:16.102			
61	1:15.409	2:02.268	63	1:19.104	2:00.924				61	1:44.789	2:02.383			
92	1:35.634	2:22.269	61	1:24.033	2:02.237									
			92	1:46.154	2:04.133									

Weather/Track Sunny/Dry

Oulton Park
Circuit Length = 2.6920 miles.
Start: 17:59 End: 18:20

Race 18 HSCC Legends Racing Historic Formula Ford

LAP CHART

(contd.)

Lap 11			Lap 12			Lap 13			Lap 14			Lap 15		
No	Behind	Laptime	No	Behind	Laptime	No	Behind	Laptime	No	Behind	Laptime	No	Behind	Laptime
1		1:56.158												
61	1 LAP	2:04.539												
17	2 LAPS	2:14.823												
29	6.880	1:52.815												
42	7.369	1:52.993												
12	8.640	1:53.064												
2	22.550	1:55.190												
7	22.659	1:55.715												
57	42.032	1:55.225												
44	47.958	1:58.132												
66	48.254	1:57.460												
85	48.915	1:58.075												
92	1 LAP	2:07.995												
14	49.781	1:54.016												
51	57.790	1:57.559												
27	1:01.193	1:58.843												
11	1:01.563	2:01.930												
53	1:15.649	2:00.166												
96	1:15.910	2:00.026												
54	1:16.379	1:59.800												
91	1:26.390	2:01.012												
6	1:44.586	2:00.714												
31	1:45.086	2:00.737												
63	1:48.527	2:01.198												
75	1:52.894	2:03.059												

Weather/Track Sunny/Dry

Oulton Park
 Circuit Length = 2.6920 miles.
 Start: 17:59 End: 18:20

Race 8 Chevron Closed Wheel (race 1) QUALIFYING

POS	NO	CL	NAME	NAT	ENTRY	TIME	LAPS	GAP	KPH
1	11	A	John BURTON		Chevron B26	1:39.527	11		N/A
2	80	A	Sandy WATSON		Chevron B19	1:39.639	9	0.112	N/A
3	32	A	Mike CATLOW		Chevron B19	1:42.430	12	2.903	N/A
4	68	A	Richard PIPER		Chevron B31	1:42.434	9	2.907	N/A
5	77	B	Stephen MINOPRIO		Chevron B16	1:43.592	11	4.065	N/A
6	48	B	Jon MINSHAW		Chevron B16	1:43.852	10	4.325	N/A
7	16	B	Sean WALKER		Chevron B16	1:44.564	10	5.037	N/A
8	4	A	Helen BASHFORD		Chevron B19	1:45.719	6	6.192	N/A
9	84	B	David YATES		Chevron B16	1:46.211	10	6.684	N/A
10	5	A	Robert HARVEY		Chevron B19	1:47.223	11	7.696	N/A
11	34	A	Andrew SCHRYVER		Chevron B21/23	1:48.812	10	9.285	N/A
12	19	B	Brian REDMAN		Chevron B16	1:48.845	9	9.318	N/A
13	21	B	Ross MAXWELL		Chevron B8	1:51.554	11	12.027	N/A
14	43	B	James SCHRYVER		Chevron B8	1:51.687	11	12.160	N/A
15	6	A	Alexander LIENAU		Chevron B19	1:51.689	11	12.162	N/A
16	81	B	Martin OCONNELL		Chevron B8	1:52.826	8	13.299	N/A
17	7	B	Chris CHILES JNR		Chevron B8	1:54.473	9	14.946	N/A
18	33	A	Chris ROCHE		Chevron B19	1:55.546	9	16.019	N/A
19	61	B	Joe WARD		Chevron B8	1:56.709	7	17.182	N/A
20	2	B	Brian CLASSIC		Chevron B2	1:58.329	10	18.802	N/A
21	37	B	Jerry HOOPER		Chevron B8	1:58.668	10	19.141	N/A
22	42	B	Hugh COLMAN		Chevron B8	2:00.415	10	20.888	N/A
23	30	B	Chris BALL		Chevron B16	2:04.352	5	24.825	N/A
24	1	B	Marcus PYE		Chevron B1	2:04.802	9	25.275	N/A
25	12	B	David BROWN		Chevron B6	2:06.021	9	26.494	N/A
26	3	B	Peter AYLETT		Chevron B6	2:14.519	4	34.992	N/A
27	44	B	Geoff TEMPLE		Chevron B1	2:18.490	6	38.963	N/A
28	8	A	Gosta PETTERSSON		Chevron B19 Alpina	26:39.718	1	25:00.191	N/A

Weather/Track Overcast/Dry

These results are provisional until the conclusion of any judicial and technical matters.

Circuit Length = 0.0000 km.
Start: 14:06 End: 14:26

Clerk of Course:	Stewards:	Timekeeper:
------------------	-----------	-------------

Race 8 Chevron Closed Wheel (race 1)

LAP ANALYSIS

1	Marcus PYE	Chevron B1
1 - 8:34.932	6 - 2:05.473	
2 - 2:19.377	7 - 2:04.802	
3 - 2:08.098	8 - 2:05.726	
4 - 2:05.706	9 - 2:11.521P	
5 - 2:05.856		
2	Brian CLASSIC	Chevron B2
1 - 8:35.193	6 - 2:05.759	
2 - 2:02.277	7 - 2:00.595	
3 - 2:02.824	8 - 2:02.623	
4 - 2:00.019	9 - 1:58.329	
5 - 1:59.298	10 - 1:59.061	
3	Peter AYLETT	Chevron B6
1 - 9:03.686		
2 - 2:14.802		
3 - 2:14.519		
4 - 2:16.549P		
4	Helen BASHFORD	Chevron B19
1 - 8:56.648P	6 - 1:45.719	
2 - 2:33.462		
3 - 2:23.453P		
4 - 5:06.325		
5 - 1:46.263		
5	Robert HARVEY	Chevron B19
1 - 8:45.981	6 - 1:48.951	11 - 1:48.994
2 - 1:51.407	7 - 1:47.528	
3 - 1:49.324	8 - 1:48.253	
4 - 1:49.543	9 - 1:49.015	
5 - 1:47.223	10 - 1:49.326	
6	Alexander LIENAU	Chevron B19
1 - 8:46.575	6 - 1:54.513	11 - 1:59.609P
2 - 2:05.043	7 - 1:52.867	
3 - 1:53.992	8 - 1:53.965	
4 - 1:51.689	9 - 1:53.598	
5 - 1:54.539	10 - 1:51.922	
7	Chris CHILES JNR	Chevron B8
1 - 8:31.854	6 - 1:57.379	
2 - 2:03.083	7 - 1:55.070	
3 - 2:07.227P	8 - 1:54.486	
4 - 4:33.145	9 - 1:54.473	
5 - 1:58.106		

Weather/Track Overcast/Dry

Race 8 Chevron Closed Wheel (race 1)

LAP ANALYSIS

(contd.)

8	Gosta PETTERSSON	Chevron B19 Alpina
1 - X:00.000		
11	John BURTON	Chevron B26
1 - 8:06.840 6 - 1:40.321 11 - 1:39.527 2 - 1:42.115 7 - 1:52.967P 3 - 1:41.939 8 - 3:25.764 4 - 1:48.173 9 - 1:45.845 5 - 1:44.614 10 - 1:40.928		
12	David BROWN	Chevron B6
1 - 8:38.073 6 - 2:11.619 2 - 2:15.280 7 - 2:09.322 3 - 2:07.646 8 - 2:06.474 4 - 2:06.097 9 - 2:21.615P 5 - 2:06.021		
16	Sean WALKER	Chevron B16
1 - 8:50.477 6 - 1:46.394 2 - 1:55.353 7 - 1:46.538 3 - 1:48.154 8 - 1:59.630 4 - 1:54.014P 9 - 1:45.923 5 - 4:05.551 10 - 1:44.564		
19	Brian REDMAN	Chevron B16
1 - 9:04.834 6 - 1:49.730 2 - 2:11.951P 7 - 1:48.845 3 - 2:51.248 8 - 1:49.272 4 - 2:17.368 9 - 2:03.585P 5 - 2:10.252		
21	Ross MAXWELL	Chevron B8
1 - 8:47.416 6 - 1:57.936 11 - 2:10.261P 2 - 1:55.876 7 - 1:54.243 3 - 1:54.925 8 - 1:51.554 4 - 1:51.622 9 - 1:51.695 5 - 1:52.819 10 - 1:52.026		
30	Chris BALL	Chevron B16
1 - 9:06.496 2 - 2:10.700 3 - 2:04.352 4 - 2:08.275 5 - 2:27.306P		

Weather/Track Overcast/Dry

Race 8 Chevron Closed Wheel (race 1)

LAP ANALYSIS

(contd.)

32	Mike CATLOW	Chevron B19
1 - 8:11.049	6 - 1:48.669	11 - 1:45.144
2 - 1:46.468	7 - 1:43.410	12 - 1:44.419
3 - 1:44.173	8 - 1:49.115	
4 - 1:47.948	9 - 1:42.430	
5 - 1:43.488	10 - 1:44.836	
33	Chris ROCHE	Chevron B19
1 - 8:53.321	6 - 2:00.123	
2 - 1:59.972	7 - 2:13.620P	
3 - 1:55.546	8 - 2:56.185	
4 - 1:56.549	9 - 2:11.988P	
5 - 1:57.248		
34	Andrew SCHRYVER	Chevron B21/23
1 - 8:45.829	6 - 1:54.346	
2 - 2:08.530	7 - 1:51.602	
3 - 1:56.173	8 - 1:53.459	
4 - 1:55.397	9 - 1:48.812	
5 - 2:02.724	10 - 1:52.035	
37	Jerry HOOPER	Chevron B8
1 - 9:26.936	6 - 2:02.180	
2 - 2:13.397	7 - 2:00.666	
3 - 2:05.558	8 - 2:00.422	
4 - 2:03.113	9 - 2:01.275	
5 - 2:03.100	10 - 1:58.668	
42	Hugh COLMAN	Chevron B8
1 - 9:00.513	6 - 2:03.464	
2 - 2:09.204	7 - 2:00.978	
3 - 2:05.967	8 - 2:00.415	
4 - 2:06.052	9 - 2:02.277	
5 - 2:01.654	10 - 2:03.111	
43	James SCHRYVER	Chevron B8
1 - 8:28.407	6 - 1:52.092	11 - 1:51.687
2 - 1:58.910	7 - 1:52.866	
3 - 1:55.258	8 - 1:53.146	
4 - 1:55.874	9 - 1:52.712	
5 - 1:54.279	10 - 1:53.124	
44	Geoff TEMPLE	Chevron B1
1 - 8:53.411	6 - 2:31.597P	
2 - 2:18.490		
3 - 2:26.915		
4 - 2:21.451		
5 - 2:23.748		

Weather/Track Overcast/Dry

Circuit Length = 0.0000 km.
Start: 14:06 End: 14:26

Race 8 Chevron Closed Wheel (race 1)

LAP ANALYSIS

(contd.)

48	Jon MINSHAW	Chevron B16
1 - 8:07.399	6 - 2:07.767P	
2 - 1:44.904	7 - 3:55.460	
3 - 1:44.469	8 - 1:43.865	
4 - 1:44.418	9 - 1:43.852	
5 - 1:43.894	10 - 2:08.014P	
61	Joe WARD	Chevron B8
1 - 9:07.226	6 - 1:56.709	
2 - 2:05.926	7 - 2:45.126P	
3 - 1:59.897		
4 - 1:58.284		
5 - 1:58.852		
68	Richard PIPER	Chevron B31
1 - 8:14.904	6 - 1:46.946	
2 - 1:43.208	7 - 1:42.434	
3 - 1:45.734	8 - 1:42.991	
4 - 1:55.909P	9 - 2:19.634P	
5 - 3:52.069		
77	Stephen MINOPRIO	Chevron B16
1 - 9:38.740	6 - 1:46.133	11 - 1:44.161
2 - 1:53.396	7 - 1:56.009	
3 - 1:53.953	8 - 1:46.754	
4 - 1:45.674	9 - 1:43.592	
5 - 1:45.328	10 - 1:45.292	
80	Sandy WATSON	Chevron B19
1 - 8:50.640	6 - 1:45.624	
2 - 1:47.235	7 - 1:42.956	
3 - 1:41.235	8 - 1:40.682	
4 - 1:39.639	9 - 2:06.480P	
5 - 1:45.940		
81	Martin OCONNELL	Chevron B8
1 - 8:48.551	6 - 1:56.004	
2 - 1:57.092	7 - 1:52.826	
3 - 1:54.794	8 - 2:19.806P	
4 - 1:54.355		
5 - 1:54.642		
84	David YATES	Chevron B16
1 - 8:09.306	6 - 2:15.047P	
2 - 1:47.855	7 - 3:34.428	
3 - 1:47.892	8 - 1:47.622	
4 - 1:50.953	9 - 1:47.189	
5 - 1:59.056	10 - 1:46.211	

Weather/Track Overcast/Dry

Circuit Length = 0.0000 km.
Start: 14:06 End: 14:26

Race 8 Chevron Closed Wheel (race 1)

GRID

ROW 14	2:18.490	26:39.718
	44 TEMPLE	8 PETERSSON
ROW 13	2:06.021	2:14.519
	12 BROWN	3 AYLETT
ROW 12	2:04.352	2:04.802
	30 BALL	1 PYE
ROW 11	1:58.668	2:00.415
	37 HOOPER	42 COLMAN
ROW 10	1:56.709	1:58.329
	61 WARD	2 CLASSIC
ROW 9	1:54.473	1:55.546
	7 CHILES JNR	33 ROCHE
ROW 8	1:51.689	1:52.826
	6 LIENAU	81 OCONNELL
ROW 7	1:51.554	1:51.687
	21 MAXWELL	43 SCHRYVER
ROW 6	1:48.812	1:48.845
	34 SCHRYVER	19 REDMAN
ROW 5	1:46.211	1:47.223
	84 YATES	5 HARVEY
ROW 4	1:44.564	1:45.719
	16 WALKER	4 BASHFORD
ROW 3	1:43.592	1:43.852
	77 MINOPRIO	48 MINSHAW
ROW 2	1:42.430	1:42.434
	32 CATLOW	68 PIPER
ROW 1	1:39.527	1:39.639
	11 BURTON	80 WATSON
POLE		

Weather: Track: Dry, Overcast, Dry

Circuit Length = 0.0000 km.
Start: 14:06 End: 14:26

These results are provisional until the conclusion of any judicial and technical matters.

Clerk of Course:	Stewards:	Timekeeper:
------------------	-----------	-------------

Race 8 Chevron Closed Wheel (race 1)

RACE RESULT

POS	NO	CL	NAME	NAT	ENTRY	TIME	LAPS	GAP	MPH	BEST
1	11	A	John BURTON		Chevron B26	15:56.234	9		91.21	1:39.037
2	32	A	Mike CATLOW		Chevron B19	16:23.138	9	26.904	88.71	1:42.282
3	77	B	Stephen MINOPRIO		Chevron B16	16:28.740	9	32.506	88.21	1:43.264
4	68	A	Richard PIPER		Chevron B31	16:29.959	9	33.725	88.10	1:43.291
5	48	B	Jon MINSHAW		Chevron B16	16:50.216	9	53.982	86.33	1:45.077
6	84	B	David YATES		Chevron B16	17:02.002	9	1:05.768	85.34	1:46.380
7	19	B	Brian REDMAN		Chevron B16	17:15.952	9	1:19.718	84.19	1:48.501
8	34	A	Andrew SCHRYVER		Chevron B21/23	17:16.225	9	1:19.991	84.17	1:47.339
9	9	A	Kent ABRAHAMSSON		Chevron B19	17:16.953	9	1:20.719	84.11	1:47.894
10	5	A	Robert HARVEY		Chevron B19	17:18.044	9	1:21.810	84.02	1:49.939
11	6	A	Alexander LIENAU		Chevron B19	17:29.426	9	1:33.192	83.11	1:50.090
12	43	B	James SCHRYVER		Chevron B8	17:43.366	9	1:47.132	82.02	1:51.929
13	7	B	Chris CHILES JNR		Chevron B8	17:45.682	9	1:49.448	81.84	1:52.565
14	21	B	Ross MAXWELL		Chevron B8	17:46.628	9	1:50.394	81.77	1:52.513
15	61	B	Joe WARD		Chevron B8	16:24.687	8	1 LAP	78.73	1:56.046
16	37	B	Jerry HOOPER		Chevron B8	16:32.250	8	1 LAP	78.13	1:57.102
17	33	A	Chris ROCHE		Chevron B19	16:34.913	8	1 LAP	77.92	1:54.842
18	30	B	Chris BALL		Chevron B16	16:35.648	8	1 LAP	77.86	1:57.020
19	2	B	Brian CLASSIC		Chevron B2	16:44.269	8	1 LAP	77.20	1:59.592
20	42	B	Hugh COLMAN		Chevron B8	16:44.855	8	1 LAP	77.15	1:59.051
21	1	B	Marcus PYE		Chevron B1	16:57.960	8	1 LAP	76.16	2:01.147
22	3	B	Peter AYLETT		Chevron B6	17:29.606	8	1 LAP	73.86	2:01.395
23	12	B	David BROWN		Chevron B6	17:41.295	8	1 LAP	73.05	2:07.036
24	44	B	Geoff TEMPLE		Chevron B1	16:26.656	7	2 LAPS	68.75	2:16.038

NOT CLASSIFIED

80	A	Sandy WATSON	Chevron B19	14:30.874	8	D.N.F.	89.02	1:39.329
81	B	Martin OCONNELL	Chevron B8	14:14.901	7	D.N.F.	79.35	1:52.652
16	B	Sean WALKER	Chevron B16	4:25.767	2	D.N.F.	72.93	
8	A	Gosta PETTERSSON	Chevron B19 Alpina	4:34.203	2	D.N.F.	70.68	4:34.203

FASTEST LAP

11	A	John BURTON	Chevron B26	1:39.037	5	97.85mph	157.48kph
77	B	Stephen MINOPRIO	Chevron B16	1:43.264	5	93.84mph	151.03kph
84	B	David YATES	Chevron B16	1:46.380	3	91.10mph	146.61kph

Weather/Track Overcast/Dry

These results are provisional until the conclusion of any judicial and technical matters.

Oulton Park
Circuit Length = 2.6920 miles.
Start: 16:59 End: 17:15

Clerk of Course:	Stewards:	Timekeeper:
------------------	-----------	-------------

Race 8 Chevron Closed Wheel (race 1)

LAP CHART

Lap 1			Lap 2			Lap 3			Lap 4			Lap 5		
No	Behind	Laptime	No	Behind	Laptime	No	Behind	Laptime	No	Behind	Laptime	No	Behind	Laptime
11		2:27.647	11		1:43.330	11		1:39.905	11		1:39.531	84		1:46.886
80	0.340	2:27.987	80	1.294	1:44.284	80	1.739	1:40.350	80	2.139	1:39.931	5	1 LAP	1:50.236
68	0.694	2:28.341	32	3.251	1:45.492	32	6.410	1:43.064	32	10.238	1:43.359	19	1 LAP	1:50.531
32	1.089	2:28.736	77	4.179	1:46.035	77	8.050	1:43.776	77	12.567	1:44.048	9	1 LAP	1:49.951
77	1.474	2:29.121	68	4.910	1:47.546	68	8.869	1:43.864	68	13.402	1:44.064	34	1 LAP	1:49.347
48	1.604	2:29.251	48	6.100	1:47.826	48	11.272	1:45.077	48	17.026	1:45.285	43	1 LAP	1:52.048
5	2.128	2:29.775	84	8.976	1:50.176	84	15.451	1:46.380	84	22.589	1:46.669	21	1 LAP	1:52.513
84	2.130	2:29.777	5	12.525	1:53.727	5	23.980	1:51.360				6	1 LAP	1:51.594
			19	13.075	4:24.052	19	24.234	1:51.064				81	1 LAP	1:53.045
			16	14.790	4:25.767P	9	25.098	1:49.381				7	1 LAP	1:53.209
			43	15.320	4:26.297	34	26.502	1:49.821				61	1 LAP	1:56.870
			9	15.622	4:26.599	43	28.450	1:53.035				37	1 LAP	1:58.037
			21	16.468	4:27.445	21	29.612	1:53.049				30	1 LAP	1:58.775
			34	16.586	4:27.563	81	30.323	1:52.811				2	1 LAP	2:00.725
			81	17.417	4:28.394	6	30.696	1:52.665				42	1 LAP	1:59.051
			6	17.936	4:28.913	7	32.121	1:53.294				33	1 LAP	1:55.290
			7	18.732	4:29.709	61	37.716	1:57.540				1	1 LAP	2:01.147
			61	20.081	4:31.058	2	45.739	2:02.731				3	1 LAP	2:01.659
			2	22.913	4:33.890	37	45.749	2:01.887				12	1 LAP	2:07.036
			8	23.226	4:34.203	30	46.265	2:00.103				11	1:16.448	1:39.037
			37	23.767	4:34.744	42	47.966	2:00.219				80	1:19.383	1:39.833
			30	26.067	4:37.044	1	50.602	2:01.220				32	1:31.091	1:43.442
			42	27.652	4:38.629	3	52.246	2:02.435				77	1:33.242	1:43.264
			1	29.287	4:40.264	33	52.529	1:58.917				68	1:34.104	1:43.291
			3	29.716	4:40.693	12	1:02.026	2:08.672				44	1 LAP	2:19.813
			12	33.259	4:44.236	44	1:19.021	2:16.038				48	1:40.785	1:46.348
			33	33.517	4:44.494							5	2:02.035	1:49.939
			44	42.888	4:53.865									

Weather/Track Overcast/Dry

Oulton Park
 Circuit Length = 2.6920 miles.
 Start: 16:59 End: 17:15

Race 8 Chevron Closed Wheel (race 1)

LAP CHART

(contd.)

Lap 6			Lap 7			Lap 8			Lap 9			Lap 10		
No	Behind	Laptime	No	Behind	Laptime	No	Behind	Laptime	No	Behind	Laptime	No	Behind	Laptime
5		1:50.756	11		1:40.847	11		1:42.934	11		1:42.705			
19	1 LAP	1:49.611	33	1 LAP	1:54.842	81	1 LAP	2:15.159P	32	26.904	1:47.293			
9	1 LAP	1:49.711	80	0.931	1:39.812	61	1 LAP	2:03.599	61	1 LAP	2:02.608			
34	1 LAP	1:49.695	2	1 LAP	2:00.773	80	17.345	1:59.348P	44	2 LAPS	2:17.206			
43	1 LAP	1:51.929	42	1 LAP	2:01.008	37	1 LAP	2:04.044	77	32.506	1:47.999			
6	1 LAP	1:50.375	32	18.176	1:42.282	30	1 LAP	2:03.621	68	33.725	1:47.559			
81	1 LAP	1:52.652	1	1 LAP	2:03.775	33	1 LAP	2:03.453	37	1 LAP	1:58.885			
21	1 LAP	1:54.179	3	1 LAP	2:02.980	32	22.316	1:47.074	33	1 LAP	2:00.673			
7	1 LAP	1:52.565	77	22.973	1:43.862	77	27.212	1:47.173	30	1 LAP	2:01.743			
61	1 LAP	1:56.966	68	23.347	1:43.545	2	1 LAP	2:04.689	2	1 LAP	2:01.869			
37	1 LAP	1:57.551	48	37.545	1:47.342	68	28.871	1:48.458	42	1 LAP	2:01.425			
30	1 LAP	1:57.020	84	44.310	1:47.155	42	1 LAP	2:03.758	48	53.982	1:51.468			
33	1 LAP	1:57.244	12	1 LAP	2:10.208	1	1 LAP	2:04.981	1	1 LAP	2:04.084			
2	1 LAP	1:59.592	19	1:01.685	1:48.521	48	45.219	1:50.608	84	1:05.768	1:56.380			
42	1 LAP	2:00.765	9	1:01.989	1:47.894	3	1 LAP	2:15.535	19	1:19.718	1:51.586			
1	1 LAP	2:02.489	34	1:02.577	1:47.339	84	52.093	1:50.717	34	1:19.991	1:51.122			
3	1 LAP	2:01.395	5	1:05.167	3:40.725	19	1:10.837	1:52.086	9	1:20.719	1:52.022			
11	54.711	1:40.298	6	1:13.407	1:50.090	9	1:11.402	1:52.347	5	1:21.810	1:51.697			
80	56.677	1:39.329	43	1:20.349	1:53.439	34	1:11.574	1:51.931	6	1:33.192	1:52.004			
32	1:11.452	1:42.396	21	1:26.925	1:57.378	5	1:12.818	1:50.585	3	1 LAP	2:24.909			
12	1 LAP	2:09.207	7	1:27.293	1:56.460	12	1 LAP	2:12.225	12	1 LAP	2:09.711			
77	1:14.669	1:43.462	44	1 LAP	2:21.414	6	1:23.893	1:53.420	43	1:47.132	1:56.019			
68	1:15.360	1:43.291				43	1:33.818	1:56.403	7	1:49.448	1:53.090			
48	1:25.761	1:47.011				7	1:39.063	1:54.704	21	1:50.394	1:53.703			
84	1:32.713	3:34.748				21	1:39.396	1:55.405						
19	1:48.722	1:48.501												
9	1:49.653	1:49.048												
34	1:50.796	1:49.407												
44	1 LAP	2:18.320												
6	1:58.875	1:50.365												
43	2:02.468	1:54.196												
81	2:04.705	1:52.840												
21	2:05.105	1:52.956												
7	2:06.391	1:52.651												
61	2:23.443	1:56.046												
37	2:34.284	1:57.102												
30	2:35.247	1:57.342												

Weather/Track Overcast/Dry

Oulton Park
Circuit Length = 2.6920 miles.
Start: 16:59 End: 17:15

Race 14 Chevron Closed Wheel (race 2)

GRID

ROW 14		4:34.203	
	16	WALKER	8
ROW 13	80	1:39.329 WATSON	81
		1:52.652 OCONNELL	
ROW 12	12	2:07.036 BROWN	44
		2:16.038 TEMPLE	
ROW 11	1	2:01.147 PYE	3
		2:01.395 AYLETT	
ROW 10	2	1:59.592 CLASSIC	42
		1:59.051 COLMAN	
ROW 9	33	1:54.842 ROCHE	30
		1:57.020 BALL	
ROW 8	61	1:56.046 WARD	37
		1:57.102 HOOPER	
ROW 7	7	1:52.565 CHILES JNR	21
		1:52.513 MAXWELL	
ROW 6	6	1:50.090 LIENAU	43
		1:51.929 SCHRYVER	
ROW 5	9	1:47.894 ABRAHAMSSON	5
		1:49.939 HARVEY	
ROW 4	19	1:48.501 REDMAN	34
		1:47.339 SCHRYVER	
ROW 3	48	1:45.077 MINSHAW	84
		1:46.380 YATES	
ROW 2	77	1:43.264 MINOPRIO	68
		1:43.291 PIPER	
ROW 1	11	1:39.037 BURTON	32
		1:42.282 CATLOW	
	POLE		

Wentworth Park, Overcast Dry

Wentworth Park

Circuit Length = 2.6920 miles.

These results are provisional until the conclusion of any judicial and technical matters.


Start: 16:59 End: 17:15

Clerk of Course:	Stewards:	Timekeeper:
------------------	-----------	-------------

Race 8 Chevron Closed Wheel (race 1)
GRID AMENDED

ROW 12	1 MALKIE	
ROW 11	11 SWART	18 MAYNARD
ROW 10	80 WATSON	81 OCONNELL
ROW 9	3 AYLETT	44 TEMPLE
ROW 8	2 CLASSIC	42 COLMAN
ROW 7	61 WARD	33 ROCHE
ROW 6	7 CHILES JNR	21 MAXWELL
ROW 5	6 LIENAU	43 SCHRYVER
ROW 4	9 ABRAHAMSSON	5 HARVEY
ROW 3	19 REDMAN	34 SCHRYVER
ROW 2	68 PIPER	48 MINSHAW
ROW 1	32 CATLOW	77 MINOPRIO

POLE



These results are provisional until the conclusion of any judicial and technical matters.

Clerk of Course:	Stewards:	Timekeeper:
------------------	-----------	-------------

Race 14 Chevron Closed Wheel (race 1) Free Practice

POS	NO	CL	NAME	NAT	ENTRY	TIME	LAPS	GAP	MPH
1	19	B	Brian REDMAN		Chevron B16	2:29.138	3		64.98
2	81	B	Martin OCONNELL		Chevron B8	2:30.877	2	1.739	64.23
3	18	A	Julian MAYNARD		Chevron B52	2:38.015	4	8.877	61.33
4	11	A	Ed SWART		Chevron B26	2:39.221	3	10.083	60.86
5	42	B	Hugh COLMAN		Chevron B8	2:48.213	3	19.075	57.61
6	44	B	Geoff TEMPLE		Chevron B1	2:48.265	3	19.127	57.59
7	1	B	Vin MALKIE		Chevron B1	2:56.462	2	27.324	54.91
8	3	B	Peter AYLETT		Chevron B6	8:53.141	2	6:24.003	18.17

Weather/Track Overcast/Drizzle

Oulton Park
Circuit Length = 2.6920 miles.
Start: 10:06 End: 10:16

Race 14 Chevron Closed Wheel (race 1)

LAP ANALYSIS

1	Vin MALKIE	Chevron B1
1 - X:00.000 2 - 2:56.462		
3	Peter AYLETT	Chevron B6
1 - 8:53.141 2 - 2:56.054P		
11	Ed SWART	Chevron B26
1 - 9:55.033 2 - 2:47.173 3 - 2:39.221		
18	Julian MAYNARD	Chevron B52
1 - 8:17.663 2 - 2:38.113 3 - 2:38.015 4 - 2:52.145		
19	Brian REDMAN	Chevron B16
1 - 9:04.340 2 - 2:29.138 3 - 2:30.700P		
42	Hugh COLMAN	Chevron B8
1 - 8:55.047 2 - 2:48.213 3 - 2:47.355P		
44	Geoff TEMPLE	Chevron B1
1 - 9:17.059 2 - 2:48.265 3 - 3:06.603P		

Weather/Track Overcast/Drizzle

Oulton Park
 Circuit Length = 2.6920 miles.
 Start: 10:06 End: 10:16

**Race 14 Chevron Closed Wheel (race 1)
LAP ANALYSIS**

(contd.)

80	Sandy WATSON	Chevron B19
1 - X:00.000P		
81	Martin OCONNELL	Chevron B8
1 - X:00.000 2 - 2:30.877		

Race 14 Chevron Closed Wheel (race 2)

RACE RESULT

POS	NO	CL	NAME	NAT	ENTRY	TIME	LAPS	GAP	MPH	BEST
1	32	A	Mike CATLOW		Chevron B19	15:30.334	9		93.75	1:42.038
2	80	A	Sandy WATSON		Chevron B19	15:30.394	9	0.060	93.74	1:40.069
3	68	A	Richard PIPER		Chevron B31	15:40.190	9	9.856	92.76	1:41.766
4	77	B	Stephen MINOPRIO		Chevron B16	16:06.065	9	35.731	90.28	1:44.572
5	48	B	Jon MINSHAW		Chevron B16	16:09.552	9	39.218	89.96	1:45.687
6	19	B	Brian REDMAN		Chevron B16	16:30.175	9	59.841	88.08	1:48.529
7	9	A	Kent ABRAHAMSSON		Chevron B19	16:32.998	9	1:02.664	87.83	1:48.149
8	34	A	Andrew SCHRYVER		Chevron B21/23	16:34.363	9	1:04.029	87.71	1:49.122
9	5	A	Robert HARVEY		Chevron B19	16:35.860	9	1:05.526	87.58	1:48.352
10	6	A	Alexander LIENAU		Chevron B19	16:36.879	9	1:06.545	87.49	1:48.636
11	21	B	Ross MAXWELL		Chevron B8	17:12.205	9	1:41.871	84.49	1:53.055
12	11	A	Ed SWART		Chevron B26	17:12.410	9	1:42.076	84.48	1:50.787
13	81	B	Martin OCONNELL		Chevron B8	17:28.443	9	1:58.109	83.19	1:52.919
14	33	A	Chris ROCHE		Chevron B19	17:44.854	9	2:14.520	81.90	1:54.160
15	43	B	James SCHRYVER		Chevron B8	15:49.578	8	1 LAP	81.64	1:53.138
16	42	B	Hugh COLMAN		Chevron B8	16:22.625	8	1 LAP	78.90	1:59.941
17	3	B	Peter AYLETT		Chevron B6	16:40.062	8	1 LAP	77.52	2:02.716
18	1	B	Vin MALKIE		Chevron B1	17:19.488	8	1 LAP	74.58	2:06.998
19	18	A	Julian MAYNARD		Chevron B52	16:57.555	7	2 LAPS	66.66	2:05.097

NOT CLASSIFIED

7	B	Chris CHILES JNR	Chevron B8	13:57.061	7	D.N.F.	81.04	1:53.542
61	B	Joe WARD	Chevron B8	11:36.556	6	D.N.F.	83.47	1:54.735
44	B	Geoff TEMPLE	Chevron B1	13:16.522	6	D.N.F.	73.00	2:10.364
2	B	Brian CLASSIC	Chevron B2	2:30.596	1	D.N.F.	64.35	

FASTEST LAP

80	A	Sandy WATSON	Chevron B19	1:40.069	4	96.84mph	155.85kph
77	B	Stephen MINOPRIO	Chevron B16	1:44.572	4	92.67mph	149.14kph

Weather/Track Bright/Dry

These results are provisional until the conclusion of any judicial and technical matters.

Oulton Park
Circuit Length = 2.6920 miles.
Start: 15:33 End: 15:49

Clerk of Course:	Stewards:	Timekeeper:
------------------	-----------	-------------

Race 14 Chevron Closed Wheel (race 2)

LAP CHART

Lap 1			Lap 2			Lap 3			Lap 4			Lap 5		
No	Behind	Laptime	No	Behind	Laptime	No	Behind	Laptime	No	Behind	Laptime	No	Behind	Laptime
32		1:47.038	32		1:42.640	32		1:42.487	32		1:42.038	32		1:42.480
68	2.040	1:49.078	68	1.603	1:42.203	68	1.401	1:42.285	68	1.129	1:41.766	80	5.203	1:44.381
77	2.191	1:49.229	77	5.364	1:45.813	80	5.271	1:41.447	80	3.302	1:40.069	68	5.567	1:46.918
48	3.764	1:50.802	80	6.311	1:42.098	77	8.584	1:45.707	77	11.118	1:44.572	1	1 LAP	2:08.347
19	4.904	1:51.942	48	6.811	1:45.687	48	10.339	1:46.015	48	14.266	1:45.965	77	15.215	1:46.577
9	5.119	1:52.157	19	11.114	1:48.850	9	17.156	1:48.149	9	24.265	1:49.147	44	1 LAP	2:11.492
34	6.736	1:53.774	9	11.494	1:49.015	19	18.757	1:50.130	19	25.248	1:48.529	18	1 LAP	2:07.195
80	6.853	1:53.891	34	13.218	1:49.122	34	20.033	1:49.302	34	27.601	1:49.606	48	19.546	1:47.760
6	8.697	1:55.735	6	16.743	1:50.686	6	24.738	1:50.482	5	31.630	1:48.352	19	32.535	1:49.767
5	10.181	1:57.219	5	17.984	1:50.443	5	25.316	1:49.819	6	32.844	1:50.144	9	33.985	1:52.200
43	11.709	1:58.747	21	22.872	1:53.391	21	33.440	1:53.055	21	44.497	1:53.095	34	36.035	1:50.914
21	12.121	1:59.159	43	23.021	1:53.952	43	33.672	1:53.138	43	44.995	1:53.361	5	38.157	1:49.007
7	13.373	2:00.411	61	25.723	1:54.821	61	38.655	1:55.419	61	52.167	1:55.550	6	40.625	1:50.261
61	13.542	2:00.580	7	27.120	1:56.387	7	39.085	1:54.452	7	52.415	1:55.368	21	55.870	1:53.853
33	14.587	2:01.625	33	28.067	1:56.120	33	39.740	1:54.160	33	52.833	1:55.131	7	1:04.276	1:54.341
81	20.168	2:07.206	81	32.920	1:55.392	81	45.373	1:54.940	11	56.464	1:52.779	61	1:05.138	1:55.451
42	21.015	2:08.053	11	34.571	1:55.906	11	45.723	1:53.639	81	57.945	1:54.610	33	1:05.781	1:55.428
11	21.305	2:08.343	42	39.666	2:01.291	42	58.519	2:01.340	42	1:16.422	1:59.941	11	1:05.901	1:51.917
3	25.091	2:12.129	3	45.523	2:03.072	3	1:06.198	2:03.162	3	1:27.156	2:02.996	81	1:09.056	1:53.591
44	29.715	2:16.753	44	59.230	2:12.155	1	1:28.441	2:07.130				43	1:19.790	2:17.275
1	36.342	2:23.380	1	1:03.798	2:10.096	44	1:28.817	2:12.074				42	1:34.141	2:00.199
2	43.558	2:30.596P	18	1:13.084	2:09.934	18	1:36.545	2:05.948						
18	45.790	2:32.828												

Weather/Track Bright/Dry

Oulton Park
Circuit Length = 2.6920 miles.
Start: 15:33 End: 15:49

Race 14 Chevron Closed Wheel (race 2)

LAP CHART

(contd.)

Lap 6			Lap 7			Lap 8			Lap 9			Lap 10		
No	Behind	Laptime	No	Behind	Laptime	No	Behind	Laptime	No	Behind	Laptime	No	Behind	Laptime
32		1:42.316	32		1:42.243	32		1:43.649	32		1:45.443			
80	3.741	1:40.854	80	2.200	1:40.702	80	0.615	1:42.064	80	0.060	1:44.888			
68	6.526	1:43.275	68	7.381	1:43.098	43	1 LAP	1:57.858	68	9.856	1:47.016			
3	1 LAP	2:04.391	42	1 LAP	2:02.524	68	8.283	1:44.551	43	1 LAP	1:56.444			
77	18.704	1:45.805	77	23.530	1:47.069	7	1 LAP	2:22.560P	77	35.731	1:52.233			
48	24.957	1:47.727	3	1 LAP	2:02.716	77	28.941	1:49.060	48	39.218	1:49.242			
1	1 LAP	2:06.998	48	30.382	1:47.668	42	1 LAP	2:04.150	42	1 LAP	2:05.127			
19	39.988	1:49.769	19	47.002	1:49.257	48	35.419	1:48.686	19	59.841	1:50.881			
18	1 LAP	2:05.097	9	50.384	1:50.533	3	1 LAP	2:05.149	9	1:02.664	1:50.915			
9	42.094	1:50.425	34	51.948	1:50.258	19	54.403	1:51.050	34	1:04.029	1:50.811			
34	43.933	1:50.214	5	53.316	1:50.204	9	57.192	1:50.457	5	1:05.526	1:50.897			
5	45.355	1:49.514	6	53.945	1:49.243	34	58.661	1:50.362	6	1:06.545	1:51.398			
6	46.945	1:48.636	1	1 LAP	2:08.142	5	1:00.072	1:50.405	3	1 LAP	2:06.447			
44	1 LAP	2:13.684	44	1 LAP	2:10.364	6	1:00.590	1:50.294	18	2 LAPS	3:20.960			
21	1:07.430	1:53.876	21	1:20.392	1:55.205	1	1 LAP	2:07.891	21	1:41.871	1:55.508			
7	1:15.502	1:53.542	11	1:26.252	1:50.787	21	1:31.806	1:55.063	11	1:42.076	1:52.019			
61	1:17.557	1:54.735	81	1:33.016	1:55.600	11	1:35.500	1:52.897	1	1 LAP	2:07.504			
11	1:17.708	1:54.123	33	1:34.402	1:57.575	81	1:44.561	1:55.194	81	1:58.109	1:58.991			
33	1:19.070	1:55.605	18	1 LAP	2:35.593	33	1:45.066	1:54.313	33	2:14.520	2:14.897			
81	1:19.659	1:52.919												
43	1:36.277	1:58.803												

Weather/Track Bright/Dry

Oulton Park
Circuit Length = 2.6920 miles.
Start: 15:33 End: 15:49

Race 12 Chevron Open Wheel

QUALIFYING

POS	NO	CL	NAME	NAT	ENTRY	TIME	LAPS	GAP	MPH
1	21	B	Simon HADFIELD		Chevron B40	1:40.433	9		96.49
2	23	B	Christian FISCHER		Chevron B25	1:41.157	10	0.724	95.80
3	8	B	Gareth BURNETT		Chevron B40	1:43.316	7	2.883	93.80
4	40	A	Marcus PYE		Chevron B37	1:46.900	9	6.467	90.65
5	65	B	Frank LYONS		Chevron B29	1:47.227	5	6.794	90.38
6	7	C	Chris SHARPLES		Chevron B29	1:47.634	9	7.201	90.03
7	14	B	Brian REDMAN		Chevron B42	1:48.082	7	7.649	89.66
8	90	D	Alan PARKER		Chevron B38	1:52.942	6	12.509	85.80
9	42	C	James GOWENS		Chevron B34	1:56.381	9	15.948	83.27
10	3	B	Mike SIDGWICK		Chevron B40	2:00.966	8	20.533	80.11
11	62	A	Nick SHRIGLEY-FEIGL		Chevron B28	2:01.786	3	21.353	79.57
12	9	C	Ray DAVIES		Chevron B17C	2:02.626	8	22.193	79.03
13	67	B	Alan BELL		Chevron B27	2:09.279	6	28.846	74.96
14	81	E	Yuzaburo BABA		Chevron B9	2:12.075	4	31.642	73.37
15	63	B	Josephine SEBASTIAN		Chevron B29	2:22.128	6	41.695	68.18
16	5	A	Anthony TAYLOR		Chevron B24	2:26.404	5	45.971	66.19
17	4	C	John BRADSHAW		Chevron B39	10:38.432	2	8:57.999	15.18

Weather/Track Overcast/Drizzle

Oulton Park
Circuit Length = 2.6920 miles.
Start: 09:15 End: 09:35

These results are provisional until the conclusion of any judicial and technical matters.

Clerk of Course:	Stewards:	Timekeeper:
------------------	-----------	-------------

Race 12 Chevron Open Wheel LAP ANALYSIS

3	Mike SIDGWICK	Chevron B40
1 - X:00.000	6 - 2:05.110	
2 - 2:04.038	7 - 2:00.966	
3 - 2:05.037	8 - 2:23.517P	
4 - 2:20.938		
5 - 2:21.363		
4	John BRADSHAW	Chevron B39
1 - X:00.000		
2 - 2:05.864P		
5	Anthony TAYLOR	Chevron B24
1 - X:00.000		
2 - 2:26.404		
3 - 2:45.546P		
4 - 7:44.616		
5 - 2:41.299P		
7	Chris SHARPLES	Chevron B29
1 - X:00.000	6 - 1:54.892	
2 - 1:50.311	7 - 1:58.908	
3 - 1:47.634	8 - 1:52.104	
4 - 1:53.668	9 - 2:06.036P	
5 - 1:58.654		
8	Gareth BURNETT	Chevron B40
1 - X:00.000	6 - 1:45.337	
2 - 1:43.316	7 - 2:12.408P	
3 - 1:46.865P		
4 - 3:56.057P		
5 - 5:03.236		
9	Ray DAVIES	Chevron B17C
1 - X:00.000	6 - 2:02.626	
2 - 2:12.194	7 - 2:03.419	
3 - 2:03.992	8 - 2:09.878P	
4 - 2:11.521		
5 - 2:16.439		
14	Brian REDMAN	Chevron B42
1 - X:00.000	6 - 1:48.082	
2 - 1:57.105	7 - 1:56.367P	
3 - 1:56.533		
4 - 1:53.450		
5 - 1:50.309		

Race 12 Chevron Open Wheel LAP ANALYSIS

(contd.)

21	Simon HADFIELD	Chevron B40
1 - X:00.000	6 - 3:22.031	
2 - 1:43.254	7 - 1:45.820	
3 - 1:40.433	8 - 1:43.076	
4 - 1:45.502	9 - 1:58.918P	
5 - 2:03.141P		
23	Christian FISCHER	Chevron B25
1 - X:00.000	6 - 1:44.531	
2 - 1:46.344	7 - 1:46.408	
3 - 1:41.157	8 - 1:56.645	
4 - 2:12.070	9 - 1:43.016	
5 - 2:07.166	10 - 2:17.770P	
40	Marcus PYE	Chevron B37
1 - X:00.000	6 - 1:54.136	
2 - 1:51.266	7 - 1:50.174	
3 - 1:46.900	8 - 1:49.130	
4 - 1:53.127	9 - 1:56.383P	
5 - 1:54.451		
42	James GOWENS	Chevron B34
1 - X:00.000	6 - 1:58.427	
2 - 1:59.801	7 - 1:56.916	
3 - 1:57.655	8 - 1:56.381	
4 - 1:59.484	9 - 2:17.899P	
5 - 2:00.262		
62	Nick SHRIGLEY-FEIGL	Chevron B28
1 - X:00.000		
2 - 2:01.786		
3 - 2:19.497P		
63	Josephine SEBASTIAN	Chevron B29
1 - X:00.000	6 - 2:24.771P	
2 - 2:28.289		
3 - 2:31.975P		
4 - 6:13.612		
5 - 2:22.128		
65	Frank LYONS	Chevron B29
1 - X:00.000		
2 - 1:49.661		
3 - 1:47.227		
4 - 2:04.414P		
5 - X:00.000		

Race 12 Chevron Open Wheel LAP ANALYSIS

(contd.)

67	Alan BELL	Chevron B27
1 - X:00.000	6 - 2:29.155P	
2 - 2:09.279		
3 - 2:11.188		
4 - 2:14.404		
5 - 2:17.897		
81	Yuzaburo BABA	Chevron B9
1 - X:00.000		
2 - 2:12.075		
3 - 2:12.752		
4 - 2:44.684P		
90	Alan PARKER	Chevron B38
1 - X:00.000	6 - 2:10.981P	
2 - 1:52.942		
3 - 2:06.228P		
4 - 5:21.423		
5 - 2:04.278		

Race 12 Chevron Open Wheel GRID

ROW 9	10:38.432 4 BRADSHAW	
ROW 8	2:22.128 63 SEBASTIAN	2:26.404 5 TAYLOR
ROW 7	2:09.279 67 BELL	2:12.075 81 BABA
ROW 6	2:01.786 62 SHRIGLEY-FEIGL	2:02.626 9 DAVIES
ROW 5	1:56.381 42 GOWENS	2:00.966 3 SIDGWICK
ROW 4	1:48.082 14 REDMAN	1:52.942 90 PARKER
ROW 3	1:47.227 65 LYONS	1:47.634 7 SHARPLES
ROW 2	1:43.316 8 BURNETT	1:46.900 40 PYE
ROW 1	1:40.433 21 HADFIELD	1:41.157 23 FISCHER
POLE		

Weather: Track Dry, Clear, 80-90°F

Circuit Length = 2.6920 miles.

These results are provisional until the conclusion of any judicial and technical matters. Start: 09:15 End: 09:35

Clerk of Course:	Stewards:	Timekeeper:
------------------	-----------	-------------

Race 12 Chevron Open Wheel

RACE RESULT

POS	NO	CL	NAME	NAT	ENTRY	TIME	LAPS	GAP	MPH	BEST
1	21	B	Simon HADFIELD		Chevron B40	15:10.906	9		95.75	1:39.871
2	23	B	Christian FISCHER		Chevron B25	15:32.131	9	21.225	93.57	1:40.963
3	40	A	Marcus PYE		Chevron B37	15:48.554	9	37.648	91.95	1:41.948
4	14	B	Brian REDMAN		Chevron B42	15:48.754	9	37.848	91.93	1:42.082
5	65	B	Frank LYONS		Chevron B29	16:00.160	9	49.254	90.84	1:44.195
6	7	C	Chris SHARPLES		Chevron B29	16:02.763	9	51.857	90.59	1:44.969
7	42	C	James GOWENS		Chevron B34	15:12.423	8	1 LAP	84.97	1:51.736
8	62	A	Nick SHRIGLEY-FEIGL		Chevron B28	15:15.193	8	1 LAP	84.71	1:49.632
9	90	D	Alan PARKER		Chevron B38	15:17.701	8	1 LAP	84.48	1:52.844
10	9	C	Ray DAVIES		Chevron B17C	15:54.691	8	1 LAP	81.20	1:56.668
11	3	B	Mike SIDGWICK		Chevron B40	16:04.424	8	1 LAP	80.39	1:56.612
12	81	E	Yuzaburo BABA		Chevron B9	16:54.843	8	1 LAP	76.39	2:04.435
13	63	B	Josephine SEBASTIAN		Chevron B29	17:00.429	8	1 LAP	75.97	2:02.551
14	67	B	Alan BELL		Chevron B27	16:36.483	7	2 LAPS	68.07	2:07.160

NOT CLASSIFIED

8	B	Gareth BURNETT		Chevron B40	10:11.089	6	D.N.F.	95.15	1:39.819
5	A	Anthony TAYLOR		Chevron B24	10:00.504	5	D.N.F.	80.69	1:56.634

FASTEST LAP

8	B	Gareth BURNETT		Chevron B40	1:39.819	6	97.08mph	156.24kph
40	A	Marcus PYE		Chevron B37	1:41.948	8	95.06mph	152.98kph
7	C	Chris SHARPLES		Chevron B29	1:44.969	9	92.32mph	148.58kph
90	D	Alan PARKER		Chevron B38	1:52.844	6	85.88mph	138.21kph
81	E	Yuzaburo BABA		Chevron B9	2:04.435	3	77.88mph	125.33kph

Weather/Track Bright/Dry

These results are provisional until the conclusion of any judicial and technical matters.

Oulton Park
Circuit Length = 2.6920 miles.
Start: 14:21 End: 14:36

Clerk of Course:	Stewards:	Timekeeper:
------------------	-----------	-------------

Race 12 Chevron Open Wheel

LAP CHART

Lap 1			Lap 2			Lap 3			Lap 4			Lap 5		
No	Behind	Laptime	No	Behind	Laptime	No	Behind	Laptime	No	Behind	Laptime	No	Behind	Laptime
21		1:44.454	21		1:40.929	21		1:40.361	21		1:40.194	21		1:41.199
23	1.100	1:45.554	23	1.134	1:40.963	23	2.705	1:41.932	23	3.571	1:41.060	81	1 LAP	2:06.987
8	1.666	1:46.120	8	2.406	1:41.669	8	3.176	1:41.131	8	3.792	1:40.810	8	4.133	1:41.540
40	4.961	1:49.415	40	8.299	1:44.267	40	14.576	1:46.638	40	19.816	1:45.434	23	5.546	1:43.174
65	5.771	1:50.225	65	13.662	1:48.820	7	20.781	1:47.342	14	25.149	1:44.502	63	1 LAP	2:07.267
7	6.688	1:51.142	7	13.800	1:48.041	14	20.841	1:47.275	7	27.491	1:46.904	67	1 LAP	2:09.875
14	7.095	1:51.549	14	13.927	1:47.761	65	24.015	1:50.714	65	29.581	1:45.760	40	24.459	1:45.842
42	13.708	1:58.162	42	27.411	1:54.632	42	40.518	1:53.468	42	53.720	1:53.396	14	28.297	1:44.347
90	15.297	1:59.751	90	29.488	1:55.120	90	42.395	1:53.268	90	55.746	1:53.545	7	32.156	1:45.864
62	18.458	2:02.912	9	35.400	1:57.738	9	56.059	2:01.020	62	1:09.720	1:53.097	65	33.282	1:44.900
9	18.591	2:03.045	62	38.143	2:00.614	62	56.817	1:59.035	9	1:14.816	1:58.951	42	1:04.612	1:52.091
3	20.969	2:05.423	3	39.493	1:59.453	3	57.477	1:58.345	3	1:15.264	1:57.981	90	1:07.871	1:53.324
5	23.562	2:08.016	5	42.363	1:59.730	5	1:00.674	1:58.672	5	1:17.114	1:56.634	62	1:18.791	1:50.270
81	27.011	2:11.465	81	52.554	2:06.472	81	1:16.628	2:04.435				9	1:33.249	1:59.632
67	31.330	2:15.784	67	57.561	2:07.160	67	1:28.132	2:10.932				5	1:33.367	1:57.452
63	32.386	2:16.840	63	1:00.820	2:09.363	63	1:28.423	2:07.964				3	1:34.335	2:00.270

Weather/Track Bright/Dry

Oulton Park
 Circuit Length = 2.6920 miles.
 Start: 14:21 End: 14:36

Race 12 Chevron Open Wheel LAP CHART

(contd.)

Lap 6			Lap 7			Lap 8			Lap 9			Lap 10		
No	Behind	Laptime	No	Behind	Laptime	No	Behind	Laptime	No	Behind	Laptime	No	Behind	Laptime
21		1:40.456	21		1:41.227	21		1:39.871	21		1:42.215			
8	3.496	1:39.819	9	1 LAP	2:00.888	23	18.545	1:44.716	42	1 LAP	1:54.028			
23	7.978	1:42.888	23	13.700	1:46.949	9	1 LAP	1:56.668	62	1 LAP	1:49.874			
81	1 LAP	2:07.293	3	1 LAP	2:04.339	3	1 LAP	1:56.612	90	1 LAP	1:56.668			
40	30.238	1:46.235	40	33.567	1:44.556	40	35.644	1:41.948	23	21.225	1:44.895			
14	32.569	1:44.728	14	34.505	1:43.163	14	36.716	1:42.082	40	37.648	1:44.219			
7	37.496	1:45.796	65	40.724	1:44.195	65	45.144	1:44.291	14	37.848	1:43.347			
65	37.756	1:44.930	7	43.206	1:46.937	7	49.103	1:45.768	9	1 LAP	1:56.749			
63	1 LAP	2:06.201	81	1 LAP	2:07.353	81	1 LAP	2:05.562	65	49.254	1:46.325			
67	1 LAP	2:13.453	63	1 LAP	2:06.390	63	1 LAP	2:03.853	7	51.857	1:44.969			
42	1:19.066	1:54.910	67	1 LAP	2:15.550				3	1 LAP	2:02.001			
90	1:20.259	1:52.844	42	1:29.575	1:51.736				67	2 LAPS	3:23.729P			
62	1:27.967	1:49.632	90	1:32.213	1:53.181				81	1 LAP	2:05.276			
			62	1:36.499	1:49.759				63	1 LAP	2:02.551			

Weather/Track Bright/Dry

Oulton Park
Circuit Length = 2.6920 miles.
Start: 14:21 End: 14:36