



Historic Race Meeting


Donington Park
20 March 2011



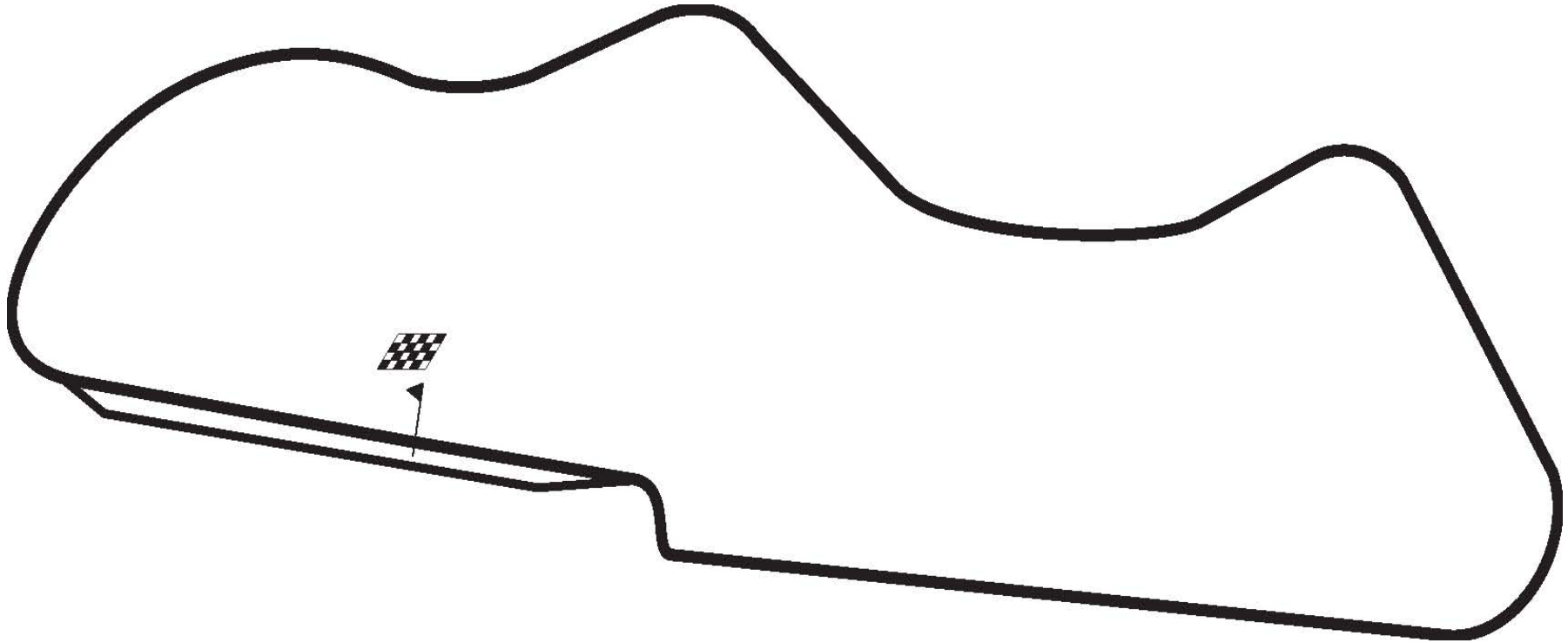
Timing and Results by MST SYSTEMS Ltd
www.mstworld.com



Donington Park



DONINGTON PARK



CIRCUIT LENGTH 1.9573 Miles / 3.1499 Kilometres



HSCC 70s Roadsports QUALIFYING - RACE 1 - Donington Park - 20 March 2011

POS	NO	CL	DRIVER	NAT	CAR	TIME	LAPS	GAP	MPH
1	19	A	Richard PLANT		Morgan Plus 8	1:23.704	11		84.18
2	44	C	Alan HARPER		Lotus Elan S4	1:24.127	11	0.423	83.75
3	1	B	Peter SHAW		TVR Tuscan	1:24.236	11	0.532	83.64
4	2	A	Adam BAGNALL		Jaguar E-Type	1:24.997	11	1.293	82.90
5	9	B	Julian BARTER		TVR 3000M	1:25.165	11	1.461	82.73
6	29	A	Phil BRIGGS		Porsche 928	1:25.185	11	1.481	82.71
7	41	C	Howard BENTHAM		Lotus Elan	1:26.528	10	2.824	81.43
8	31	B	Mark BENNETT		Renault Alpine A310	1:27.469	10	3.765	80.55
9	98	D2	Bob TROTTER		Jensen Healey	1:28.845	10	5.141	79.31
10	27	C	Hugh POWELL		Lotus Seven	1:29.305	10	5.601	78.90
11	26	B	Paul STAFFORD		Datsun 240Z	1:29.475	11	5.771	78.75
12	22	A	Cieran BREWER		Porsche 928	1:29.482	11	5.778	78.74
13	58	D2	Robert BARTER		Jensen Healey	1:30.208	11	6.504	78.11
14	42	C	Ross BRAITHWAITE		Lotus Europa	1:32.732	10	9.028	75.98
15	82	D1	Alex CHILDS		Alfa Romeo GT Junior	1:33.035	10	9.331	75.73
16	77	D1	John THOMASON		Triumph GT6 MkIII	1:34.527	10	10.823	74.54
17	68	D2	Jon WAGSTAFF		Alfa Romeo GTV 2000	1:34.971	10	11.267	74.19
18	81	D2	John DOBSON		Alfa Romeo 2000GTV	1:35.322	10	11.618	73.92
19	12	B	Ashley ST JOHN-HART		Triumph Stag	1:37.118	10	13.414	72.55
20	34	D2	Justin WILSON		Alfa Romeo Bertone	1:37.169	10	13.465	72.51
21	4	D1	Ken RORRISON		Lancia Fulvia	1:37.199	10	13.495	72.49
22	57	D2	Mark OLDFIELD		Lancia Monte Carlo	1:46.615	5	22.911	66.09
23	11	E	Charles ARAM		Lancia Fulvia Sport	1:51.447	9	27.743	63.22

Weather/Track: Cloud/Dry

Donington Park
Circuit Length = 1.9573 miles.
Start: 09:22 End: 09:37

Clerk of the Course:		Timekeeper:
----------------------	--	-------------

HSCC 70s Roadsports

QUALIFYING LAP ANALYSIS - RACE 1 - Donington Park - 20 March 2011

1	Peter SHAW	TVR Tuscan
1 - X:00.000	6 - 1:25.370	11 - 1:24.935
2 - 1:35.373	7 - 1:29.479	
3 - 1:25.664	8 - 1:25.445	
4 - 1:24.236	9 - 1:27.415	
5 - 1:25.622	10 - 1:24.501	
2	Adam BAGNALL	Jaguar E-Type
1 - X:00.000	6 - 1:26.585	11 - 1:32.381
2 - 1:42.170	7 - 1:41.202	
3 - 1:28.135	8 - 1:41.195	
4 - 1:25.957	9 - 1:24.997	
5 - 1:27.610	10 - 1:25.293	
4	Ken RORRISON	Lancia Fulvia
1 - X:00.000	6 - 1:39.905	
2 - 1:52.758	7 - 1:37.953	
3 - 1:43.434	8 - 1:39.585	
4 - 1:39.576	9 - 1:37.199	
5 - 1:39.712	10 - 1:38.287	
9	Julian BARTER	TVR 3000M
1 - X:00.000	6 - 1:25.457	11 - 1:25.368
2 - 1:40.848	7 - 1:25.165	
3 - 1:32.004	8 - 1:25.532	
4 - 1:27.621	9 - 1:30.092	
5 - 1:25.880	10 - 1:25.978	
11	Charles ARAM	Lancia Fulvia Sport
1 - X:00.000	6 - 1:51.577	
2 - 2:01.872	7 - 1:54.142	
3 - 1:54.681	8 - 1:53.682	
4 - 1:52.777	9 - 1:52.822	
5 - 1:51.447		
12	Ashley ST JOHN-HART	Triumph Stag
1 - X:00.000	6 - 1:37.376	
2 - 1:50.660	7 - 1:37.444	
3 - 1:42.331	8 - 1:38.712	
4 - 1:42.339	9 - 1:40.821	
5 - 1:37.118	10 - 1:37.466	

Weather/Track: Cloud/Dry

www.mstworld.com

Page 1 of 4

Donington Park
Circuit Length = 1.9573 miles.
Start: 09:22 End: 09:37

Printed - 09:41 Sunday, 20 March 2011

HSCC 70s Roadsports

QUALIFYING LAP ANALYSIS - RACE 1 - Donington Park - 20 March 2011

(contd.)

19	Richard PLANT	Morgan Plus 8
1 - X:00.000	6 - 1:24.660	11 - 1:39.615P
2 - 1:35.941	7 - 1:26.465	
3 - 1:25.486	8 - 1:25.408	
4 - 1:23.704	9 - 1:29.337	
5 - 1:25.088	10 - 1:24.327	
22	Cieran BREWER	Porsche 928
1 - X:00.000	6 - 1:31.701	11 - 1:32.867
2 - 1:37.883	7 - 1:31.585	
3 - 1:30.731	8 - 1:30.151	
4 - 1:30.431	9 - 1:29.482	
5 - 1:35.633	10 - 1:32.817	
26	Paul STAFFORD	Datsun 240Z
1 - X:00.000	6 - 1:29.475	11 - 1:43.289
2 - 1:49.347	7 - 1:30.766	
3 - 1:31.784	8 - 1:30.333	
4 - 1:30.692	9 - 1:31.408	
5 - 1:29.874	10 - 1:34.736	
27	Hugh POWELL	Lotus Seven
1 - X:00.000	6 - 1:29.305	
2 - 1:51.242	7 - 1:30.992	
3 - 1:32.364	8 - 1:41.197	
4 - 1:38.966	9 - 1:32.921	
5 - 1:30.018	10 - 1:35.935	
29	Phil BRIGGS	Porsche 928
1 - X:00.000	6 - 1:25.185	11 - 1:26.692
2 - 1:38.405	7 - 1:27.015	
3 - 1:29.744	8 - 1:26.122	
4 - 1:29.636	9 - 1:33.019	
5 - 1:26.898	10 - 1:28.509	
31	Mark BENNETT	Renault Alpine A310
1 - X:00.000	6 - 1:27.469	
2 - 1:49.451	7 - 1:29.733	
3 - 1:47.492	8 - 1:28.514	
4 - 1:39.401	9 - 1:27.700	
5 - 1:30.313	10 - 1:28.300	

Weather/Track: Cloud/Dry

www.mstworld.com

Page 2 of 4

Donington Park
Circuit Length = 1.9573 miles.
Start: 09:22 End: 09:37

Printed - 09:41 Sunday, 20 March 2011

HSCC 70s Roadsports

QUALIFYING LAP ANALYSIS - RACE 1 - Donington Park - 20 March 2011

(contd.)

34	Justin WILSON	Alfa Romeo Bertone
1 - X:00.000	6 - 1:44.919	
2 - 1:58.243	7 - 1:41.575	
3 - 1:46.175	8 - 1:39.219	
4 - 1:44.456	9 - 1:39.262	
5 - 1:40.800	10 - 1:37.169	
41	Howard BENTHAM	Lotus Elan
1 - X:00.000	6 - 2:45.806	
2 - 1:36.521	7 - 1:26.528	
3 - 1:29.560	8 - 1:26.959	
4 - 1:27.843	9 - 1:26.932	
5 - 1:33.425P	10 - 1:27.595	
42	Ross BRAITHWAITE	Lotus Europa
1 - X:00.000	6 - 1:36.694	
2 - 1:50.467	7 - 1:33.397	
3 - 1:41.303	8 - 1:37.672	
4 - 1:43.213	9 - 1:34.069	
5 - 1:39.742	10 - 1:32.732	
44	Alan HARPER	Lotus Elan S4
1 - X:00.000	6 - 1:25.028	11 - 1:25.429
2 - 1:37.277	7 - 1:24.908	
3 - 1:28.067	8 - 1:24.127	
4 - 1:26.529	9 - 1:28.145	
5 - 1:24.785	10 - 1:24.171	
57	Mark OLDFIELD	Lancia Monte Carlo
1 - X:00.000		
2 - 1:49.306		
3 - 1:47.159		
4 - 1:46.615		
5 - 1:54.580P		
58	Robert BARTER	Jensen Healey
1 - X:00.000	6 - 1:33.078	11 - 1:30.487
2 - 1:42.328	7 - 1:31.746	
3 - 1:38.615	8 - 1:30.783	
4 - 1:34.733	9 - 1:30.208	
5 - 1:32.357	10 - 1:31.041	

Weather/Track: Cloud/Dry

www.mstworld.com

Page 3 of 4

Donington Park
Circuit Length = 1.9573 miles.
Start: 09:22 End: 09:37

Printed - 09:41 Sunday, 20 March 2011

HSCC 70s Roadsports

QUALIFYING LAP ANALYSIS - RACE 1 - Donington Park - 20 March 2011

(contd.)

68	Jon WAGSTAFF	Alfa Romeo GTV 2000
1 - X:00.000	6 - 1:36.958	
2 - 1:49.761	7 - 1:35.202	
3 - 1:38.863	8 - 1:36.250	
4 - 1:35.825	9 - 1:35.970	
5 - 1:34.971	10 - 1:35.864	
77	John THOMASON	Triumph GT6 MkIII
1 - X:00.000	6 - 1:38.588	
2 - 1:48.491	7 - 1:35.664	
3 - 1:40.938	8 - 1:36.770	
4 - 1:39.120	9 - 1:34.527	
5 - 1:37.149	10 - 1:34.940	
81	John DOBSON	Alfa Romeo 2000GTV
1 - X:00.000	6 - 1:36.549	
2 - 1:49.475	7 - 1:36.293	
3 - 1:39.291	8 - 1:35.322	
4 - 1:38.010	9 - 1:36.564	
5 - 1:36.778	10 - 1:36.024	
82	Alex CHILDS	Alfa Romeo GT Junior
1 - X:00.000	6 - 1:33.035	
2 - 1:44.108	7 - 1:35.567	
3 - 1:37.017	8 - 1:35.906	
4 - 1:34.808	9 - 1:34.598	
5 - 1:33.307	10 - 1:35.761	
98	Bob TROTTER	Jensen Healey
1 - X:00.000	6 - 1:29.735	
2 - 1:46.090	7 - 1:34.415	
3 - 1:34.728	8 - 1:36.230	
4 - 1:31.653	9 - 1:28.845	
5 - 1:30.451	10 - 1:59.816P	

Weather/Track: Cloud/Dry

www.mstworld.com


Page 4 of 4

Donington Park
Circuit Length = 1.9573 miles.
Start: 09:22 End: 09:37

Printed - 09:41 Sunday, 20 March 2011

HSCC 70s Roadsports

GRID FOR RACE 1 - Donington Park - 20 March 2011 - AMENDED

ROW 12	11	ARAM	16	HERSEY
ROW 11	4	RORRISON	57	OLDFIELD
ROW 10	12	ST JOHN-HART	34	WILSON
ROW 9	68	WAGSTAFF	81	DOBSON
ROW 8	82	CHILDS	77	THOMASON
ROW 7	58	BARTER	42	BRAITHWAITE
ROW 6	26	STAFFORD	22	BREWER
ROW 5	98	TROTTER	27	POWELL
ROW 4	41	BENTHAM	31	BENNETT
ROW 3	9	BARTER	29	BRIGGS
ROW 2	1	SHAW	2	BAGNALL
ROW 1	19	PLANT	44	HARPER
	POLE			
				

CAR 16 ADDED TO BACK TO GRID
Weather/Track: Cloud/Dry

Donington Park
Circuit Length = 1.9573 miles.
Start: 09:22 End: 09:37

Clerk of the Course:

Timekeeper:

HSCC Grandstand Motorsport Historic Formula Ford in Association with Avon Tyres QUALIFYING - RACE 2 - Donington Park - 20 March 2011

POS	NO	CL	DRIVER	NAT	CAR	TIME	LAPS	GAP	MPH
1	32		Jamie BRASHAW		Merlyn MK11A	1:17.695	13		90.69
2	62		Ian ASHLEY		Lola T200	1:18.244	12	0.549	90.05
3	57		David WILD		Lola T200	1:18.512	13	0.817	89.74
4	21		Benjamin MITCHELL		Merlyn Mk20	1:18.738	13	1.043	89.49
5	16		Simon TOYNE		Lola T200	1:18.982	13	1.287	89.21
6	6		Stuart BAIRD		Merlyn MK11A	1:19.496	12	1.801	88.63
7	7		Derek RODGERS		Merlyn MK11A	1:19.619	12	1.924	88.50
8	19		Stephen KING		Macon MR8	1:19.931	12	2.236	88.15
9	67		Paul MCMORRAN		Crossle 20F	1:20.044	12	2.349	88.03
10	72		Alistair LITTLEWOOD		Merlyn Mk20A	1:20.271	12	2.576	87.78
11	60		Derek BUCKTON		Elden MK8	1:21.243	12	3.548	86.73
12	17		Brian MORRIS		Macon MR7	1:21.647	12	3.952	86.30
13	8		Andrew MANSELL		Merlyn Mk11A	1:21.811	12	4.116	86.12
14	47		Louis HANJOUL		Ford Eldon Mk8	1:21.819	12	4.124	86.12
15	27		Dick DIXON		Lotus 61	1:22.525	12	4.830	85.38
16	25		Philip WALKER		Crossle 16F	1:22.663	12	4.968	85.24
17	86		Alan FAIRBROTHER		Merlyn Mk20	1:23.540	11	5.845	84.34
18	28		Michael WALES		Merlyn Mk20	1:23.695	12	6.000	84.19
19	61		Harvey SYKES		Merlyn Mk17	1:24.004	12	6.309	83.88
20	15		Gareth PAUL		Merlyn Mk17A	1:24.136	11	6.441	83.74
21	33		Roger WAITE		Lola T200	1:24.185	11	6.490	83.70
22	55		Roger ARNOLD		Merlyn MK20	1:24.372	11	6.677	83.51
23	51		Albert CLEMENTS		Lotus 51	1:24.988	11	7.293	82.90
24	91	N	John CROWELL		Elden Mk8	1:26.714	11	9.019	81.25
25	35		Kevin GOATER		Macon MR8	1:26.747	11	9.052	81.22
26	87		Paul STRINGER		Lotus 51	1:28.568	11	10.873	79.55
27	92	N	Nicholas BALL		Merlyn MK20	1:30.019	7	12.324	78.27
28	5		Benn SIMMS		Alexis Mk14	6:33.421	2	5:15.726	17.91

Car 33 has no working transponder
Weather/Track: Cloud/Dry

Donington Park
Circuit Length = 1.9573 miles.
Start: 09:41 End: 09:56

Clerk of the Course:		Timekeeper:
----------------------	--	-------------

HSCC Grandstand Motorsport Historic Formula Ford in Association with Avon Tyres

QUALIFYING LAP ANALYSIS - RACE 2 - Donington Park - 20 March 2011

5	Benn SIMMS	Alexis Mk14
1 - 6:33.421 2 - 1:52.751P		
6	Stuart BAIRD	Merlyn MK11A
1 - 6:38.274 6 - 1:21.976 11 - 1:19.862 2 - 1:29.769 7 - 1:20.352 12 - 1:23.629 3 - 1:24.422 8 - 1:19.496 4 - 1:22.087 9 - 1:20.222 5 - 1:21.055 10 - 1:25.263		
7	Derek RODGERS	Merlyn MK11A
1 - 6:51.194 6 - 1:20.506 11 - 1:20.667 2 - 1:32.897 7 - 1:20.609 12 - 1:20.626 3 - 1:28.342 8 - 1:20.692 4 - 1:21.993 9 - 1:19.619 5 - 1:21.867 10 - 1:20.835		
8	Andrew MANSELL	Merlyn Mk11A
1 - 6:49.109 6 - 1:21.975 11 - 1:22.433 2 - 1:35.320 7 - 1:23.935 12 - 1:23.384 3 - 1:30.361 8 - 1:21.811 4 - 1:23.765 9 - 1:23.341 5 - 1:21.945 10 - 1:25.139		
15	Gareth PAUL	Merlyn Mk17A
1 - 6:54.046 6 - 1:27.786 11 - 1:26.640 2 - 1:43.620 7 - 1:27.322 3 - 1:36.950 8 - 1:24.136 4 - 1:34.862 9 - 1:31.166 5 - 1:29.786 10 - 1:26.904		
16	Simon TOYNE	Lola T200
1 - 6:36.378 6 - 1:19.322 11 - 1:19.118 2 - 1:25.948 7 - 1:20.552 12 - 1:19.441 3 - 1:20.311 8 - 1:18.982 13 - 1:20.675 4 - 1:20.143 9 - 1:19.601 5 - 1:19.471 10 - 1:21.230		

Car 33 has no working transponder
 Weather/Track: Cloud/Dry

HSCC Grandstand Motorsport Historic Formula Ford in Association with Avon Tyres

QUALIFYING LAP ANALYSIS - RACE 2 - Donington Park - 20 March 2011

(contd.)

17	Brian MORRIS	Macon MR7
1 - 6:38.262	6 - 1:23.899	11 - 1:23.259
2 - 1:31.649	7 - 1:22.608	12 - 1:21.978
3 - 1:24.137	8 - 1:22.027	
4 - 1:24.061	9 - 1:21.647	
5 - 1:23.843	10 - 1:23.830	
19	Stephen KING	Macon MR8
1 - 6:40.809	6 - 1:20.540	11 - 1:21.150
2 - 1:31.322	7 - 1:21.612	12 - 1:22.144
3 - 1:23.613	8 - 1:21.532	
4 - 1:32.573	9 - 1:19.931	
5 - 1:21.426	10 - 1:24.026	
21	Benjamin MITCHELL	Merlyn Mk20
1 - 6:35.827	6 - 1:19.755	11 - 1:21.344
2 - 1:29.835	7 - 1:19.385	12 - 1:18.738
3 - 1:22.769	8 - 1:20.149	13 - 1:21.675
4 - 1:21.040	9 - 1:19.358	
5 - 1:21.231	10 - 1:19.161	
25	Philip WALKER	Crossle 16F
1 - 6:48.699	6 - 1:24.352	11 - 1:24.945
2 - 1:35.223	7 - 1:24.184	12 - 1:22.663
3 - 1:39.443	8 - 1:25.017	
4 - 1:25.824	9 - 1:24.567	
5 - 1:25.586	10 - 1:23.610	
27	Dick DIXON	Lotus 61
1 - 6:51.051	6 - 1:23.953	11 - 1:22.571
2 - 1:44.563	7 - 1:23.173	12 - 1:26.890
3 - 1:31.588	8 - 1:22.525	
4 - 1:27.695	9 - 1:23.992	
5 - 1:25.151	10 - 1:25.365	
28	Michael WALES	Merlyn Mk20
1 - 6:41.849	6 - 1:23.695	11 - 1:27.305
2 - 1:32.943	7 - 1:26.351	12 - 1:25.816
3 - 1:28.156	8 - 1:24.644	
4 - 1:29.298	9 - 1:26.058	
5 - 1:24.706	10 - 1:32.560	

Car 33 has no working transponder
Weather/Track: Cloud/Dry

HSCC Grandstand Motorsport Historic Formula Ford in Association with Avon Tyres

QUALIFYING LAP ANALYSIS - RACE 2 - Donington Park - 20 March 2011

(contd.)

32	Jamie BRASHAW	Merlyn MK11A
1 - 6:41.241	6 - 1:18.470	11 - 1:18.496
2 - 1:28.942	7 - 1:17.817	12 - 1:18.203
3 - 1:21.728	8 - 1:18.866	13 - 1:19.229
4 - 1:20.127	9 - 1:17.695	
5 - 1:18.874	10 - 1:20.651	
33	Roger WAITE	Lola T200
1 - 6:45.041	6 - 1:25.926	11 - 1:24.960
2 - 1:36.980	7 - 1:25.285	
3 - 1:58.739	8 - 1:24.185	
4 - 1:29.838	9 - 1:31.259	
5 - 1:27.080	10 - 1:28.239	
35	Kevin GOATER	Macon MR8
1 - 6:57.736	6 - 1:28.271	11 - 1:28.994
2 - 1:46.163	7 - 1:27.429	
3 - 1:35.946	8 - 1:26.747	
4 - 1:32.390	9 - 1:30.147	
5 - 1:30.701	10 - 1:28.338	
47	Louis HANJOUL	Ford Eldon Mk8
1 - 6:39.191	6 - 1:23.694	11 - 1:21.854
2 - 1:31.657	7 - 1:23.895	12 - 1:21.864
3 - 1:23.842	8 - 1:23.920	
4 - 1:23.068	9 - 1:21.819	
5 - 1:25.892	10 - 1:39.297	
51	Albert CLEMENTS	Lotus 51
1 - 6:56.291	6 - 1:25.938	11 - 1:27.725
2 - 1:38.886	7 - 1:25.658	
3 - 1:31.258	8 - 1:24.988	
4 - 1:26.622	9 - 1:26.901	
5 - 1:26.649	10 - 1:32.550	
55	Roger ARNOLD	Merlyn MK20
1 - 7:00.441	6 - 1:26.360	11 - 1:24.372
2 - 1:38.138	7 - 1:24.833	
3 - 1:31.503	8 - 1:25.005	
4 - 1:27.170	9 - 1:27.142	
5 - 1:26.317	10 - 1:27.370	

Car 33 has no working transponder
Weather/Track: Cloud/Dry

HSCC Grandstand Motorsport Historic Formula Ford in Association with Avon Tyres

QUALIFYING LAP ANALYSIS - RACE 2 - Donington Park - 20 March 2011

(contd.)

57	David WILD	Lola T200
1 - 6:37.745	6 - 1:19.895	11 - 1:22.666
2 - 1:28.472	7 - 1:19.092	12 - 1:18.635
3 - 1:22.622	8 - 1:19.608	13 - 1:19.964
4 - 1:19.909	9 - 1:18.512	
5 - 1:19.343	10 - 1:21.055	
60	Derek BUCKTON	Elden MK8
1 - 6:47.932	6 - 1:21.979	11 - 1:21.243
2 - 1:34.238	7 - 1:23.317	12 - 1:22.618
3 - 1:24.222	8 - 1:21.546	
4 - 1:24.659	9 - 1:21.872	
5 - 1:22.149	10 - 1:27.081	
61	Harvey SYKES	Merlyn Mk17
1 - 6:46.621	6 - 1:26.411	11 - 1:24.004
2 - 1:36.906	7 - 1:26.512	12 - 1:25.396
3 - 1:29.730	8 - 1:27.663	
4 - 1:26.347	9 - 1:25.841	
5 - 1:30.317	10 - 1:25.960	
62	Ian ASHLEY	Lola T200
1 - 6:34.147	6 - 1:18.244	11 - 1:23.056
2 - 1:27.816	7 - 1:19.630	12 - 1:25.263P
3 - 1:21.105	8 - 1:19.129	
4 - 1:19.114	9 - 1:18.770	
5 - 1:19.514	10 - 1:18.738	
67	Paul MCMORRAN	Crossle 20F
1 - 6:43.279	6 - 1:20.858	11 - 1:22.130
2 - 1:35.527	7 - 1:20.044	12 - 1:21.072
3 - 1:26.361	8 - 1:21.558	
4 - 1:24.719	9 - 1:21.666	
5 - 1:21.389	10 - 1:22.731	
72	Alistair LITTLEWOOD	Merlyn Mk20A
1 - 6:55.333	6 - 1:22.910	11 - 1:20.271
2 - 1:36.014	7 - 1:20.527	12 - 1:20.758
3 - 1:24.531	8 - 1:20.521	
4 - 1:23.983	9 - 1:21.564	
5 - 1:32.413	10 - 1:21.438	

Car 33 has no working transponder
Weather/Track: Cloud/Dry

HSCC Grandstand Motorsport Historic Formula Ford in Association with Avon Tyres

QUALIFYING LAP ANALYSIS - RACE 2 - Donington Park - 20 March 2011

(contd.)

86	Alan FAIRBROTHER	Merlyn Mk20
1 - 6:51.307	6 - 1:29.286	11 - 1:23.540
2 - 1:41.687	7 - 1:25.793	
3 - 1:33.863	8 - 1:23.834	
4 - 1:28.911	9 - 1:25.378	
5 - 1:27.743	10 - 1:27.391	
87	Paul STRINGER	Lotus 51
1 - 6:55.492	6 - 1:31.154	11 - 1:30.630
2 - 1:43.075	7 - 1:29.489	
3 - 1:36.233	8 - 1:29.670	
4 - 2:00.999	9 - 1:33.261	
5 - 1:31.543	10 - 1:28.568	
91	John CROWELL	Elden Mk8
1 - 6:45.828	6 - 1:26.957	11 - 1:27.090
2 - 1:37.450	7 - 1:27.987	
3 - 1:34.527	8 - 1:26.714	
4 - 1:30.284	9 - 1:28.047	
5 - 1:28.512	10 - 1:28.669	
92	Nicholas BALL	Merlyn MK20
1 - 6:54.407	6 - 1:33.446	
2 - 1:49.338	7 - 1:30.019	
3 - 1:39.502		
4 - 1:37.558		
5 - 1:36.979		

Car 33 has no working transponder
Weather/Track: Cloud/Dry

HSCC Grandstand Motorsport Historic Formula Ford in Association with Avon Tyres

GRID FOR RACE 2 - Donington Park - 20 March 2011

ROW 14	92	BALL	5	SIMMS
ROW 13	35	GOATER	87	STRINGER
ROW 12	51	CLEMENTS	91	CROWELL
ROW 11	33	WAITE	55	ARNOLD
ROW 10	61	SYKES	15	PAUL
ROW 9	86	FAIRBROTHER	28	WALES
ROW 8	27	DIXON	25	WALKER
ROW 7	8	MANSELL	47	HANJOUL
ROW 6	60	BUCKTON	17	MORRIS
ROW 5	67	MCMORRAN	72	LITTLEWOOD
ROW 4	7	RODGERS	19	KING
ROW 3	16	TOYNE	6	BAIRD
ROW 2	57	WILD	21	MITCHELL
ROW 1	32	BRASHAW	62	ASHLEY
		POLE		

Car 33 has no working transponder
Weather/Track: Cloud/Dry

Donington Park
Circuit Length = 1.9573 miles.
Start: 09:41 End: 09:56

Clerk of the Course:		Timekeeper:
----------------------	--	-------------

HSCC Historic Roadsports supported by Moss Europe Ltd.
QUALIFYING - RACE 3 - Donington Park - 20 March 2011

POS	NO	CL	DRIVER	NAT	CAR	TIME	LAPS	GAP	MPH
1	11	A	Matthew TRUELOVE		TVR Griffith	1:22.005	11		85.92
2	46	C	Paul TOOMS		Lotus Elan	1:23.218	10	1.213	84.67
3	30	C	Mark HALSTEAD		Lotus Elan S1	1:23.378	11	1.373	84.51
4	7	A	Russell PATERSON		Morgan Plus 8	1:24.462	11	2.457	83.42
5	69	C	Andy SHEPHERD		Lotus Seven S2	1:25.156	11	3.151	82.74
6	36	C	Frazer GIBNEY		Lotus Elan S1	1:26.308	11	4.303	81.64
7	3	A	Martin EDRIDGE		Ford Mustang	1:28.459	11	6.454	79.65
8	50	C	Rachel WATTS		Lotus Elan	1:28.519	11	6.514	79.60
9	12	G	Karl WETHERELL		Triumph TR4	1:28.941	11	6.936	79.22
10	33	C	Brian COWAN		Lotus Elan S3	1:28.950	10	6.945	79.21
11	2	C	Robert BARRIE		Lotus 7	1:28.956	5	6.951	79.21
12	72	C	Jim GATHERCOLE		Lotus Elan Plus 2	1:29.177	8	7.172	79.01
13	87	C	Bill SMITH		Marcos 1600GT	1:29.523	11	7.518	78.70
14	6	C	Larry KENNEDY		Lotus Elan S4	1:29.819	11	7.814	78.45
15	17	A	Adam SIMMONDS		Ford Mustang	1:31.533	10	9.528	76.98
16	90	D	Robi BERNBERG		Porsche 911	1:31.629	11	9.624	76.90
17	34	B	Mark SHEARS		Morgan Plus 4	1:32.735	6	10.730	75.98
18	94	G	Nicholas SLEEP		MG B	1:34.682	10	12.677	74.42
19	8	A	Keith WHYMAN		Ford Mustang	1:35.006	7	13.001	74.16
20	80	D	John SHAW		Porsche 911E	1:35.363	10	13.358	73.88
21	91	F	Richard OWEN		Triumph TR2	1:35.632	10	13.627	73.68
22	15	A	Mike EAGLES		De Tomaso Mangusta	1:35.697	6	13.692	73.63
23	10	E	Peter BORNHAUSER		Ginetta G15	1:36.123	10	14.118	73.30
24	68	D	Steven BEE		Volvo 1800S	1:38.232	10	16.227	71.73
25	88	D	Paul BROWN		MG BGT	1:40.615	10	18.610	70.03
26	13	D	Ian FORWARD		Alfa Romeo Gulia Sprint GT	1:46.853	9	24.848	65.94

Weather/Track: Cloud/Dry

Donington Park
 Circuit Length = 1.9573 miles.
 Start: 10:03 End: 10:18

Clerk of the Course:		Timekeeper:
----------------------	--	-------------

HSCC Historic Roadsports supported by Moss Europe Ltd.

QUALIFYING LAP ANALYSIS - RACE 3 - Donington Park - 20 March 2011

2	Robert BARRIE	Lotus 7
1 - X:00.000 2 - 1:44.756 3 - 1:35.566 4 - 1:28.956 5 - 1:31.404		
3	Martin EDRIDGE	Ford Mustang
1 - X:00.000 6 - 1:28.459 11 - 1:29.933 2 - 1:45.058 7 - 1:29.982 3 - 1:35.320 8 - 1:31.083 4 - 1:30.212 9 - 1:29.576 5 - 1:28.846 10 - 1:29.099		
6	Larry KENNEDY	Lotus Elan S4
1 - X:00.000 6 - 1:30.400 11 - 1:30.632 2 - 1:42.434 7 - 1:32.449 3 - 1:34.607 8 - 1:37.543 4 - 1:35.155 9 - 1:31.753 5 - 1:30.081 10 - 1:29.819		
7	Russell PATERSON	Morgan Plus 8
1 - X:00.000 6 - 1:24.531 11 - 1:24.462 2 - 1:37.619 7 - 1:24.894 3 - 1:31.116 8 - 1:26.785 4 - 1:27.676 9 - 1:25.785 5 - 1:24.654 10 - 1:26.160		
8	Keith WHYMAN	Ford Mustang
1 - X:00.000 6 - 1:37.712 2 - 1:48.642 7 - 1:47.866P 3 - 1:37.735 4 - 1:45.756 5 - 1:35.006		
10	Peter BORNHAUSER	Ginetta G15
1 - X:00.000 6 - 1:36.123 2 - 2:00.003 7 - 1:42.302 3 - 1:43.670 8 - 1:38.234 4 - 1:40.407 9 - 1:36.503 5 - 1:38.302 10 - 1:36.866		

Weather/Track: Cloud/Dry

HSCC Historic Roadsports supported by Moss Europe Ltd.

QUALIFYING LAP ANALYSIS - RACE 3 - Donington Park - 20 March 2011

(contd.)

11	Matthew TRUELOVE	TVR Griffith
1 - X:00.000	6 - 1:22.937	11 - 1:22.005
2 - 1:39.579	7 - 1:24.580	
3 - 1:32.273	8 - 1:24.690	
4 - 1:27.959	9 - 1:23.699	
5 - 1:24.250	10 - 1:22.033	
12	Karl WETHERELL	Triumph TR4
1 - X:00.000	6 - 1:33.410	11 - 1:40.312P
2 - 1:47.316	7 - 1:32.467	
3 - 1:36.408	8 - 1:33.590	
4 - 1:36.045	9 - 1:29.456	
5 - 1:30.642	10 - 1:28.941	
13	Ian FORWARD	Alfa Romeo Gulia Sprint GT
1 - X:00.000	6 - 1:50.012	
2 - 1:55.803	7 - 1:50.367	
3 - 1:50.793	8 - 1:48.615	
4 - 1:48.517	9 - 1:46.853	
5 - 1:47.572		
15	Mike EAGLES	De Tomaso Mangusta
1 - X:00.000	6 - 1:39.671	
2 - 1:52.071		
3 - 1:41.568		
4 - 1:39.235		
5 - 1:35.697		
17	Adam SIMMONDS	Ford Mustang
1 - X:00.000	6 - 1:35.585	
2 - 1:44.611	7 - 1:37.798	
3 - 1:39.461	8 - 1:33.570	
4 - 1:39.056	9 - 1:33.053	
5 - 1:35.655	10 - 1:31.533	
30	Mark HALSTEAD	Lotus Elan S1
1 - X:00.000	6 - 1:30.084P	11 - 1:23.754
2 - 1:48.503	7 - 2:16.661	
3 - 1:32.938	8 - 1:24.530	
4 - 1:28.137	9 - 1:24.835	
5 - 1:24.306	10 - 1:23.378	

Weather/Track: Cloud/Dry

www.mstworld.com

Page 2 of 5

Donington Park
Circuit Length = 1.9573 miles.
Start: 10:03 End: 10:18

Printed - 10:22 Sunday, 20 March 2011

HSCC Historic Roadsports supported by Moss Europe Ltd.

QUALIFYING LAP ANALYSIS - RACE 3 - Donington Park - 20 March 2011

(contd.)

33	Brian COWAN	Lotus Elan S3
1 - X:00.000	6 - 1:30.601	
2 - 1:45.078	7 - 1:30.471	
3 - 1:45.529	8 - 1:30.115	
4 - 1:33.141	9 - 1:29.883	
5 - 1:32.349	10 - 1:28.950	
34	Mark SHEARS	Morgan Plus 4
1 - X:00.000	6 - 2:08.516	
2 - 1:48.876		
3 - 1:36.391		
4 - 1:36.314		
5 - 1:32.735		
36	Frazer GIBNEY	Lotus Elan S1
1 - X:00.000	6 - 1:26.932	11 - 1:27.391
2 - 1:39.615	7 - 1:33.811	
3 - 1:29.324	8 - 1:33.383	
4 - 1:26.798	9 - 1:28.960	
5 - 1:26.308	10 - 1:29.830	
46	Paul TOOMS	Lotus Elan
1 - X:00.000	6 - 1:32.156P	
2 - 1:41.143	7 - 1:51.272	
3 - 1:33.134	8 - 1:24.378	
4 - 1:31.806	9 - 1:23.614	
5 - 1:23.982	10 - 1:23.218	
50	Rachel WATTS	Lotus Elan
1 - X:00.000	6 - 1:28.622	11 - 1:41.284
2 - 1:44.328	7 - 1:32.381	
3 - 1:34.991	8 - 1:31.165	
4 - 1:30.972	9 - 1:29.016	
5 - 1:30.679	10 - 1:28.519	
68	Steven BEE	Volvo 1800S
1 - X:00.000	6 - 1:42.328	
2 - 1:51.104	7 - 1:39.223	
3 - 1:45.033	8 - 1:40.183	
4 - 1:42.844	9 - 1:39.812	
5 - 1:40.098	10 - 1:38.232	

Weather/Track: Cloud/Dry

www.mstworld.com

Page 3 of 5

Donington Park
Circuit Length = 1.9573 miles.
Start: 10:03 End: 10:18

Printed - 10:22 Sunday, 20 March 2011

HSCC Historic Roadsports supported by Moss Europe Ltd.

QUALIFYING LAP ANALYSIS - RACE 3 - Donington Park - 20 March 2011

(contd.)

69	Andy SHEPHERD	Lotus Seven S2
1 - X:00.000	6 - 1:26.758	11 - 1:27.870
2 - 1:36.541	7 - 1:27.830	
3 - 1:31.099	8 - 1:31.490	
4 - 1:29.175	9 - 1:26.199	
5 - 1:26.962	10 - 1:25.156	
72	Jim GATHERCOLE	Lotus Elan Plus 2
1 - X:00.000	6 - 1:36.942	
2 - 1:45.178	7 - 1:41.207	
3 - 1:31.107	8 - 1:49.895P	
4 - 1:34.124		
5 - 1:29.177		
80	John SHAW	Porsche 911E
1 - X:00.000	6 - 1:38.894	
2 - 1:50.779	7 - 1:38.552	
3 - 1:44.016	8 - 1:35.363	
4 - 1:40.452	9 - 1:36.159	
5 - 1:35.454	10 - 1:38.272	
87	Bill SMITH	Marcos 1600GT
1 - X:00.000	6 - 1:32.557	11 - 1:31.067
2 - 1:47.083	7 - 1:30.297	
3 - 1:39.691	8 - 1:29.523	
4 - 1:31.357	9 - 1:29.996	
5 - 1:30.296	10 - 1:30.761	
88	Paul BROWN	MG BGT
1 - X:00.000	6 - 1:42.543	
2 - 2:01.259	7 - 1:48.029	
3 - 1:48.351	8 - 1:41.690	
4 - 1:46.916	9 - 1:43.108	
5 - 1:43.302	10 - 1:40.615	
90	Robi BERNBERG	Porsche 911
1 - X:00.000	6 - 1:32.958	11 - 1:32.389
2 - 1:46.205	7 - 1:33.722	
3 - 1:38.428	8 - 1:34.570	
4 - 1:31.993	9 - 1:31.629	
5 - 1:32.029	10 - 1:31.723	

Weather/Track: Cloud/Dry

www.mstworld.com

Page 4 of 5

Donington Park
Circuit Length = 1.9573 miles.
Start: 10:03 End: 10:18

Printed - 10:22 Sunday, 20 March 2011

HSCC Historic Roadsports supported by Moss Europe Ltd.

QUALIFYING LAP ANALYSIS - RACE 3 - Donington Park - 20 March 2011

(contd.)

91	Richard OWEN	Triumph TR2
1 - X:00.000	6 - 1:40.876	
2 - 1:51.474	7 - 1:37.252	
3 - 1:43.435	8 - 1:35.632	
4 - 1:44.954	9 - 1:36.699	
5 - 1:37.351	10 - 1:37.746	
94	Nicholas SLEEP	MG B
1 - X:00.000	6 - 1:39.059	
2 - 1:48.337	7 - 1:39.028	
3 - 1:40.101	8 - 1:34.682	
4 - 1:41.686	9 - 1:36.037	
5 - 1:36.585	10 - 1:40.839	

Weather/Track: Cloud/Dry

www.mstworld.com

Page 5 of 5

Donington Park
Circuit Length = 1.9573 miles.
Start: 10:03 End: 10:18

Printed - 10:22 Sunday, 20 March 2011

**HSCC Historic Roadsports supported by Moss Europe Ltd.
 GRID FOR RACE 3 - Donington Park - 20 March 2011 - AMENDED**

ROW 14	35	DISBROW	
ROW 13	88	BROWN	13 FORWARD
ROW 12	10	BORNHAUSER	68 BEE
ROW 11	91	OWEN	15 EAGLES
ROW 10	8	WHYMAN	80 SHAW
ROW 9	34	SHEARS	94 SLEEP
ROW 8	17	SIMMONDS	90 BERNBERG
ROW 7	87	SMITH	6 KENNEDY
ROW 6	2	BARRIE	72 GATHERCOLE
ROW 5	12	WETHERELL	33 COWAN
ROW 4	3	EDRIDGE	50 WATTS
ROW 3	69	SHEPHERD	36 GIBNEY
ROW 2	30	HALSTEAD	7 PATERSON
ROW 1	11	TRUELOVE	46 TOOMS
		POLE	

CAR 35 ADDED TO BACK OF GRID
Weather/Track: Cloud/Dry

Donington Park
 Circuit Length = 1.9573 miles.
 Start: 10:03 End: 10:18

Clerk of the Course:		Timekeeper:
----------------------	--	-------------

HSCC Classic Formula 3
QUALIFYING - RACE 4 - Donington Park - 20 March 2011

POS	NO	CL	DRIVER	NAT	CAR	TIME	LAPS	GAP	MPH
1	32	A	Jamie BRASHAW		March 793	1:10.676	14		99.69
2	1	A	Benn SIMMS		March 803B	1:10.708	14	0.032	99.65
3	82	A	Paul SMITH		Martini Mk 31	1:10.726	13	0.050	99.62
4	48	C	Oliver THORPE		Royale RP27	1:13.642	13	2.966	95.68
5	93	A	Rudolf ERNST		Ralt RT1	1:17.175	13	6.499	91.30
6	24	A	Mike SIMPSON		Ralt RT1	1:17.842	12	7.166	90.52
7	43	C	Jan LANGDON		Reynard SF78	1:17.935	11	7.259	90.41
8	21	B	Neil BOWMAN		Merlyn MK21	1:19.166	7	8.490	89.00
9	27	C	Andrew PARK		Reynard SF79	1:19.315	9	8.639	88.83
10	87	A	Andrew STORER		Chevron B38	1:20.187	11	9.511	87.87
11	69	B	Albert CLEMENTS		Lotus 69	1:20.284	12	9.608	87.76
12	33	B	Andy JONES		Brabham BT38C	1:23.085	3	12.409	84.80
13	22	B	Vernon WILLIAMSON		Hesketh Dastle Mk9	1:28.920	11	18.244	79.24

Car 33 has no working transponder
 Weather/Track: Cloud/Dry

Donington Park
 Circuit Length = 1.9573 miles.
 Start: 10:28 End: 10:43

Clerk of the Course:		Timekeeper:
----------------------	--	-------------

HSCC Classic Formula 3

QUALIFYING LAP ANALYSIS - RACE 4 - Donington Park - 20 March 2011

1	Benn SIMMS	March 803B
1 - X:00.000	6 - 1:11.628	11 - 1:10.831
2 - 1:21.917	7 - 1:11.594	12 - 1:10.708
3 - 1:14.067	8 - 1:11.591	13 - 1:12.358
4 - 1:12.545	9 - 1:10.899	14 - 1:30.470P
5 - 1:11.900	10 - 1:12.050	
21	Neil BOWMAN	Merlyn MK21
1 - X:00.000	6 - 1:24.434	
2 - 1:27.769	7 - 1:49.927P	
3 - 1:24.890		
4 - 1:20.727		
5 - 1:19.166		
22	Vernon WILLIAMSON	Hesketh Dastle Mk9
1 - X:00.000	6 - 1:31.263	11 - 1:29.063
2 - 1:37.786	7 - 1:29.212	
3 - 1:32.718	8 - 1:29.555	
4 - 1:31.811	9 - 1:31.522	
5 - 1:35.514	10 - 1:28.920	
24	Mike SIMPSON	Ralt RT1
1 - X:00.000	6 - 1:19.028	11 - 1:19.218
2 - 1:29.640	7 - 1:19.510	12 - 1:19.433
3 - 1:21.794	8 - 1:18.793	
4 - 1:20.353	9 - 1:18.392	
5 - 1:20.083	10 - 1:17.842	
27	Andrew PARK	Reynard SF79
1 - X:00.000	6 - 1:21.094	
2 - 1:30.924	7 - 1:20.274	
3 - 1:25.508	8 - 1:19.315	
4 - 1:23.497	9 - 1:38.877P	
5 - 1:20.955		
32	Jamie BRASHAW	March 793
1 - X:00.000	6 - 1:11.801	11 - 1:10.858
2 - 1:22.255	7 - 1:11.502	12 - 1:10.676
3 - 1:16.059	8 - 1:11.277	13 - 1:11.648
4 - 1:14.496	9 - 1:10.984	14 - 1:30.745P
5 - 1:12.211	10 - 1:11.346	

Car 33 has no working transponder
Weather/Track: Cloud/Dry

HSCC Classic Formula 3

QUALIFYING LAP ANALYSIS - RACE 4 - Donington Park - 20 March 2011

(contd.)

33	Andy JONES	Brabham BT38C
1 - X:00.000	2 - 1:28.022	3 - 1:23.085
43	Jan LANGDON	Reynard SF78
1 - X:00.000	6 - 2:46.920	11 - 1:18.291
2 - 1:35.689	7 - 1:19.066	
3 - 1:28.225	8 - 1:18.428	
4 - 1:26.802	9 - 1:17.963	
5 - 1:36.850P	10 - 1:17.935	
48	Oliver THORPE	Royale RP27
1 - X:00.000	6 - 1:14.822	11 - 1:13.642
2 - 1:19.348	7 - 1:14.760	12 - 1:14.700
3 - 1:16.023	8 - 1:16.173	13 - 1:13.934
4 - 1:15.048	9 - 1:14.512	
5 - 1:15.991	10 - 1:13.939	
69	Albert CLEMENTS	Lotus 69
1 - X:00.000	6 - 1:22.388	11 - 1:22.256
2 - 1:29.585	7 - 1:20.284	12 - 1:20.658
3 - 1:23.809	8 - 1:20.900	
4 - 1:21.172	9 - 1:21.296	
5 - 1:21.018	10 - 1:20.884	
82	Paul SMITH	Martini Mk 31
1 - X:00.000	6 - 1:12.871	11 - 1:12.587
2 - 1:24.417	7 - 1:11.191	12 - 1:11.491
3 - 1:14.615	8 - 1:12.883	13 - 1:11.220
4 - 1:11.693	9 - 1:11.183	
5 - 1:11.634	10 - 1:10.726	
87	Andrew STORER	Chevron B38
1 - X:00.000	6 - 1:24.478	11 - 1:22.446
2 - 1:46.703	7 - 1:22.477	
3 - 1:31.714	8 - 1:21.854	
4 - 1:28.139	9 - 1:20.274	
5 - 1:25.890	10 - 1:20.187	

Car 33 has no working transponder
Weather/Track: Cloud/Dry

HSCC Classic Formula 3


QUALIFYING LAP ANALYSIS - RACE 4 - Donington Park - 20 March 2011

(contd.)

93	Rudolf ERNST	Ralt RT1		
1 - X:00.000	6 - 1:17.942	11 - 1:19.375		
2 - 1:28.067	7 - 1:18.330	12 - 1:18.965		
3 - 1:20.149	8 - 1:17.464	13 - 1:40.075P		
4 - 1:19.316	9 - 1:18.412			
5 - 1:17.175	10 - 1:18.520			

Car 33 has no working transponder
Weather/Track: Cloud/Dry

HSCC Classic Formula 3
GRID FOR RACE 4 - Donington Park - 20 March 2011

ROW 7	22	WILLIAMSON	
ROW 6	69	CLEMENTS	33 JONES
ROW 5	27	PARK	87 STORER
ROW 4	43	LANGDON	21 BOWMAN
ROW 3	93	ERNST	24 SIMPSON
ROW 2	82	SMITH	48 THORPE
ROW 1	32	BRASHAW	1 SIMMS
		POLE	
			

Car 33 has no working transponder
Weather/Track: Cloud/Dry

Donington Park
Circuit Length = 1.9573 miles.
Start: 10:28 End: 10:43

Clerk of the Course:

Timekeeper:

HSCC ByBox Historic Touring Cars

QUALIFYING - RACE 5 - Donington Park - 20 March 2011

POS	NO	CL	DRIVER	NAT	CAR	TIME	LAPS	GAP	MPH
1	8	K1	Leo VOYAZIDES		Ford Falcon	1:24.415	11		83.47
2	38	C	Steve SHUTTLEWORTH		Ford Lotus Cortina	1:27.385	11	2.970	80.63
3	37	C	Mike GARDINER		Ford Lotus Cortina	1:27.424	9	3.009	80.59
4	79	C	Mark JONES		Ford Lotus Cortina	1:27.573	8	3.158	80.46
5	30	B	Daniel WRAY		Ford Lotus Cortina	1:28.098	11	3.683	79.98
6	1	D	Roger GODFREY		Austin Cooper S	1:28.294	8	3.879	79.80
7	33	B	James FULLER		Alfa Romeo Giulia Sprint	1:29.516	11	5.101	78.71
8	26	K1	Jeremy COOKE		Ford Mustang	1:30.124	11	5.709	78.18
9	92	E	Colin GUNTON		Hillman Imp	1:30.299	11	5.884	78.03
10	86	E	Andy JONES		Singer Chamois	1:30.370	10	5.955	77.97
11	80	D	Mike SMITH		Morris Min Cooper S	1:30.555	5	6.140	77.81
12	94	E	Steve PLATTS		Singer Chamois	1:31.789	10	7.374	76.76
13	71	D	Tim HARBER		Austin Mini Cooper	1:32.591	11	8.176	76.10
14	87	E	Simon BENOY		Hillman Imp	1:32.811	10	8.396	75.92
15	47	K2	Christopher SCRAGG		Jaguar Mk2	1:32.991	10	8.576	75.77
16	36	K5	Neil BROWN		Ford Mk1 Lotus Cortina	1:33.824	10	9.409	75.10
17	97	E	David HEALE		Hillman Imp	1:33.947	10	9.532	75.00
18	14	A	Colin MCKAY		Jaguar S Type	1:34.067	10	9.652	74.90
19	61	C	Brian WEBB		Ford Anglia 105E	1:34.075	10	9.660	74.90
20	73	C	Robyn SLATER		Ford Anglia	1:34.599	10	10.184	74.48
21	99	E	Ian GUNTON		Hillman Imp	1:36.917	5	12.502	72.70
22	43	K5	Jim CLARK		Ford Lotus Cortina	1:36.951	10	12.536	72.67
23	63	C	John PUGSLEY		Ford Anglia	1:37.596	10	13.181	72.19
24	81	C	Ed GLAISTER		Ford Anglia 100E	1:37.884	10	13.469	71.98
25	78	D	Colin FLYNN		Morris Mini Cooper S	1:37.935	10	13.520	71.94
26	64	K6	David BRAND		Austin Mini Cooper S	1:37.936	10	13.521	71.94
27	69	K6	Paul STANWORTH		Austin Mini Cooper	1:38.345	10	13.930	71.64
28	16	K1	Simon MILLER		Ford Mustang	1:38.476	10	14.061	71.55
29	96	E	Tim BROOK		Austin Mini Cooper	1:38.931	10	14.516	71.22
30	22	A	Keith KENWARD		Jaguar MK11 S Type	1:43.809	9	19.394	67.87
31	98	E	James MCKENZIE		Hillman Imp	1:44.378	4	19.963	67.50
32	28	K5	Colin KINGSNORTH		BMW 1800 tisa	1:46.004	9	21.589	66.47

Weather/Track: Cloud/Dry

Donington Park
Circuit Length = 1.9573 miles.
Start: 10:51 End: 11:06

Clerk of the Course:		Timekeeper:
----------------------	--	-------------

HSCC ByBox Historic Touring Cars

QUALIFYING LAP ANALYSIS - RACE 5 - Donington Park - 20 March 2011

1	Roger GODFREY	Austin Cooper S
1 - X:00.000	6 - 1:28.340	
2 - 1:48.649	7 - 1:28.512	
3 - 1:30.611	8 - 1:34.136P	
4 - 1:29.029		
5 - 1:28.294		
8	Leo VOYAZIDES	Ford Falcon
1 - X:00.000	6 - 1:25.425	11 - 1:25.413
2 - 1:36.567	7 - 1:27.409	
3 - 1:26.460	8 - 1:25.859	
4 - 1:25.408	9 - 1:26.646	
5 - 1:24.415	10 - 1:26.240	
14	Colin MCKAY	Jaguar S Type
1 - X:00.000	6 - 1:36.156	
2 - 1:46.371	7 - 1:34.840	
3 - 1:40.508	8 - 1:40.973	
4 - 1:47.506	9 - 1:34.067	
5 - 1:38.173	10 - 1:34.516	
16	Simon MILLER	Ford Mustang
1 - X:00.000	6 - 1:40.730	
2 - 1:50.577	7 - 1:41.492	
3 - 1:45.806	8 - 1:41.221	
4 - 1:43.523	9 - 1:39.262	
5 - 1:41.786	10 - 1:38.476	
22	Keith KENWARD	Jaguar MK11 S Type
1 - X:00.000	6 - 1:49.386	
2 - 1:47.109	7 - 1:45.427	
3 - 1:43.809	8 - 1:45.623	
4 - 1:44.623	9 - 1:44.496	
5 - 2:20.171		
26	Jeremy COOKE	Ford Mustang
1 - X:00.000	6 - 1:30.912	11 - 1:31.106
2 - 1:39.970	7 - 1:30.124	
3 - 1:34.543	8 - 1:30.962	
4 - 1:32.728	9 - 1:32.691	
5 - 1:31.442	10 - 1:31.810	

Weather/Track: Cloud/Dry

HSCC ByBox Historic Touring Cars

QUALIFYING LAP ANALYSIS - RACE 5 - Donington Park - 20 March 2011

(contd.)

28	Colin KINGSNORTH	BMW 1800 tisa
1 - X:00.000	6 - 1:52.466	
2 - 1:57.136	7 - 1:57.249	
3 - 1:52.219	8 - 1:51.914	
4 - 1:55.391	9 - 1:46.004	
5 - 1:53.645		
30	Daniel WRAY	Ford Lotus Cortina
1 - X:00.000	6 - 1:28.511	11 - 2:04.350P
2 - 1:40.532	7 - 1:30.221	
3 - 1:35.962	8 - 1:29.529	
4 - 1:32.652	9 - 1:28.098	
5 - 1:29.543	10 - 1:28.317	
33	James FULLER	Alfa Romeo Giulia Sprint
1 - X:00.000	6 - 1:29.753	11 - 1:29.516
2 - 1:37.132	7 - 1:29.853	
3 - 1:32.740	8 - 1:31.018	
4 - 1:30.371	9 - 1:31.959	
5 - 1:30.549	10 - 1:32.164	
36	Neil BROWN	Ford Mk1 Lotus Cortina
1 - X:00.000	6 - 1:35.641	
2 - 1:46.038	7 - 1:36.513	
3 - 1:38.472	8 - 1:37.332	
4 - 1:36.493	9 - 1:35.466	
5 - 1:35.627	10 - 1:33.824	
37	Mike GARDINER	Ford Lotus Cortina
1 - X:00.000	6 - 1:28.277	
2 - 1:37.755	7 - 1:37.952	
3 - 1:28.341	8 - 1:27.424	
4 - 1:27.471	9 - 1:47.209P	
5 - 1:28.487		
38	Steve SHUTTLEWORTH	Ford Lotus Cortina
1 - X:00.000	6 - 1:28.981	11 - 1:27.716
2 - 1:43.123	7 - 1:27.626	
3 - 1:32.827	8 - 1:27.385	
4 - 1:29.105	9 - 1:28.328	
5 - 1:28.419	10 - 1:30.709	

Weather/Track: Cloud/Dry

www.mstworld.com

Page 2 of 6

Donington Park
Circuit Length = 1.9573 miles.
Start: 10:51 End: 11:06

Printed - 11:10 Sunday, 20 March 2011

HSCC ByBox Historic Touring Cars

QUALIFYING LAP ANALYSIS - RACE 5 - Donington Park - 20 March 2011

(contd.)

43	Jim CLARK	Ford Lotus Cortina
1 - X:00.000	6 - 1:40.100	
2 - 1:46.839	7 - 1:37.461	
3 - 1:39.175	8 - 1:37.602	
4 - 1:43.332	9 - 1:37.162	
5 - 1:42.802	10 - 1:36.951	
47	Christopher SCRAGG	Jaguar Mk2
1 - X:00.000	6 - 1:34.785	
2 - 1:46.789	7 - 1:35.288	
3 - 1:39.052	8 - 1:34.630	
4 - 1:37.003	9 - 1:34.145	
5 - 1:35.050	10 - 1:32.991	
61	Brian WEBB	Ford Anglia 105E
1 - X:00.000	6 - 1:34.976	
2 - 1:47.121	7 - 1:35.163	
3 - 1:39.687	8 - 1:50.424	
4 - 1:39.880	9 - 1:34.295	
5 - 1:37.478	10 - 1:34.075	
63	John PUGSLEY	Ford Anglia
1 - X:00.000	6 - 1:40.518	
2 - 1:47.447	7 - 1:43.087	
3 - 1:42.800	8 - 1:40.582	
4 - 1:44.521	9 - 1:37.596	
5 - 1:41.483	10 - 1:39.112	
64	David BRAND	Austin Mini Cooper S
1 - X:00.000	6 - 1:38.891	
2 - 1:52.133	7 - 1:41.719	
3 - 1:46.523	8 - 1:40.702	
4 - 1:42.530	9 - 1:42.341	
5 - 1:43.212	10 - 1:37.936	
69	Paul STANWORTH	Austin Mini Cooper
1 - X:00.000	6 - 1:39.687	
2 - 1:48.571	7 - 1:40.484	
3 - 1:42.866	8 - 1:41.338	
4 - 1:38.712	9 - 1:38.345	
5 - 1:39.326	10 - 1:39.374	

Weather/Track: Cloud/Dry

www.mstworld.com

Page 3 of 6

Donington Park
Circuit Length = 1.9573 miles.
Start: 10:51 End: 11:06

Printed - 11:10 Sunday, 20 March 2011

HSCC ByBox Historic Touring Cars

QUALIFYING LAP ANALYSIS - RACE 5 - Donington Park - 20 March 2011

(contd.)

71	Tim HARBER	Austin Mini Cooper
1 - X:00.000	6 - 1:36.008	11 - 1:34.824
2 - 1:45.956	7 - 1:34.871	
3 - 1:36.891	8 - 1:32.948	
4 - 1:33.661	9 - 1:33.078	
5 - 1:37.389	10 - 1:32.591	
73	Robyn SLATER	Ford Anglia
1 - X:00.000	6 - 1:34.888	
2 - 1:45.639	7 - 1:35.954	
3 - 1:37.536	8 - 1:38.040	
4 - 1:40.166	9 - 1:35.169	
5 - 1:37.163	10 - 1:34.599	
78	Colin FLYNN	Morris Mini Cooper S
1 - X:00.000	6 - 1:39.511	
2 - 1:48.513	7 - 1:38.576	
3 - 1:44.397	8 - 1:40.134	
4 - 1:39.301	9 - 1:38.236	
5 - 1:41.055	10 - 1:37.935	
79	Mark JONES	Ford Lotus Cortina
1 - X:00.000	6 - 1:27.573	
2 - 1:38.252	7 - 1:31.781	
3 - 1:30.404	8 - 1:30.707	
4 - 1:27.985		
5 - 1:29.594		
80	Mike SMITH	Morris Min Cooper S
1 - X:00.000		
2 - 1:44.315		
3 - 1:31.397		
4 - 1:30.555		
5 - 1:40.508P		
81	Ed GLAISTER	Ford Anglia 100E
1 - X:00.000	6 - 1:37.884	
2 - 1:46.860	7 - 1:38.870	
3 - 1:40.945	8 - 1:41.379	
4 - 1:38.433	9 - 1:38.191	
5 - 1:38.389	10 - 1:37.942	

Weather/Track: Cloud/Dry

HSCC ByBox Historic Touring Cars

QUALIFYING LAP ANALYSIS - RACE 5 - Donington Park - 20 March 2011

(contd.)

86	Andy JONES	Singer Chamois
1 - X:00.000	6 - 1:30.584	
2 - 1:53.024	7 - 1:36.008	
3 - 1:35.197	8 - 1:30.370	
4 - 1:32.436	9 - 1:31.324	
5 - 1:34.686	10 - 1:30.722	
87	Simon BENOY	Hillman Imp
1 - X:00.000	6 - 1:33.413	
2 - 1:44.937	7 - 1:34.105	
3 - 1:39.345	8 - 1:33.451	
4 - 1:35.531	9 - 1:34.050	
5 - 1:34.007	10 - 1:32.811	
92	Colin GUNTON	Hillman Imp
1 - X:00.000	6 - 1:32.284	11 - 1:32.872
2 - 1:45.693	7 - 1:30.541	
3 - 1:33.018	8 - 1:30.416	
4 - 1:31.624	9 - 1:35.732	
5 - 1:30.299	10 - 1:34.673	
94	Steve PLATTS	Singer Chamois
1 - X:00.000	6 - 1:34.477	
2 - 1:49.038	7 - 1:34.867	
3 - 1:39.384	8 - 2:12.399	
4 - 1:37.851	9 - 1:31.789	
5 - 1:34.639	10 - 1:35.399	
96	Tim BROOK	Austin Mini Cooper
1 - X:00.000	6 - 1:38.931	
2 - 1:52.624	7 - 1:40.120	
3 - 1:50.585	8 - 1:40.725	
4 - 1:42.068	9 - 1:39.469	
5 - 1:39.972	10 - 1:39.518	
97	David HEALE	Hillman Imp
1 - X:00.000	6 - 1:36.693	
2 - 1:48.136	7 - 1:34.920	
3 - 1:38.923	8 - 1:35.532	
4 - 1:36.249	9 - 1:34.516	
5 - 1:36.618	10 - 1:33.947	

Weather/Track: Cloud/Dry

www.mstworld.com

Page 5 of 6

Donington Park
Circuit Length = 1.9573 miles.
Start: 10:51 End: 11:06

Printed - 11:10 Sunday, 20 March 2011

HSCC ByBox Historic Touring Cars

QUALIFYING LAP ANALYSIS - RACE 5 - Donington Park - 20 March 2011

(contd.)


98	James MCKENZIE	Hillman Imp
1 - X:00.000 2 - 1:51.679 3 - 1:44.378 4 - 2:12.302P		
99	Ian GUNTON	Hillman Imp
1 - X:00.000 2 - 1:45.943 3 - 1:40.087 4 - 1:36.917 5 - 2:02.030P		

HSCC ByBox Historic Touring Cars

GRID FOR RACE 5 - Donington Park - 20 March 2011

ROW
16
ROW
15
ROW
14
ROW
13
ROW
12
ROW
11
ROW
10
ROW
9
ROW
8
ROW
7
ROW
6
ROW
5
ROW
4
ROW
3
ROW
2
ROW
1

	98	MCKENZIE		28	KINGSNORTH
96	BROOK		22	KENWARD	
	69	STANWORTH		16	MILLER
78	FLYNN		64	BRAND	
	63	PUGSLEY		81	GLAISTER
99	GUNTON		43	CLARK	
	61	WEBB		73	SLATER
97	HEALE		14	MCKAY	
	47	SCRAGG		36	BROWN
71	HARBER		87	BENOY	
	80	SMITH		94	PLATTS
92	GUNTON		86	JONES	
	33	FULLER		26	COOKE
30	WRAY		1	GODFREY	
	37	GARDINER		79	JONES
8	VOYAZIDES		38	SHUTTLEWORTH	
	POLE				



Weather/Track: Cloud/Dry

Donington Park
Circuit Length = 1.9573 miles.
Start: 10:51 End: 11:06

Clerk of the Course:

Timekeeper:

HSCC Classic Racing Cars supported by the Cubicle Centre Ltd
QUALIFYING - RACE 6 - Donington Park - 20 March 2011

POS	NO	CL	DRIVER	NAT	CAR	TIME	LAPS	GAP	MPH
1	1	G	Ian GRAY		Brabham BT16	1:17.200	12		91.27
2	5	G	Antony ROSS		Lotus 59	1:18.553	12	1.353	89.70
3	77	D	David METHLEY		Merlin 14A	1:18.617	12	1.417	89.62
4	48	D	Nigel BANCROFT		Chevron B17	1:20.052	12	2.852	88.02
5	71	D	Chris HOLLAND		Brabham BT21	1:24.224	11	7.024	83.66
6	9	G	Paul MCMORRAN		Crossle 12F	1:24.340	6	7.140	83.54
7	6	D	Leif BOSSON		Brabham BT28	1:27.135	11	9.935	80.86
8	43	E	Chris WOODGATE		Envoy Mk1	1:28.162	11	10.962	79.92
9	55	F	Rachel ARNOLD		Merlyn Mk20	1:28.426	11	11.226	79.68
10	11	C	David BROWN		Brabham BT23C	1:28.933	10	11.733	79.23
11	73	G	John RAND		Palliser WDB2	1:29.426	11	12.226	78.79
12	45	G	Ronnie HAINES		Cooper T82	1:29.832	11	12.632	78.43
13	61	F	Harvey SYKES		Merlyn Mk17	1:30.006	6	12.806	78.28
14	33	F	Roger WAITE		Lola T200	1:30.239	10	13.039	78.08
15	8	G	Rodger NEWMAN		Brabham BT14	1:30.681	11	13.481	77.70
16	37	B	Lincoln SMALL		Brabham BT10	1:31.259	10	14.059	77.21
17	24	D	Andrew THORPE		March 703	1:32.349	10	15.149	76.30
18	92	F	Martin HAINES		Merlyn MK20	1:35.765	10	18.565	73.57
19	62	D	Geoffrey O'NION		Tecno F3	1:37.353	10	20.153	72.37
20	7	E	Duncan RABAGLIATI		Alexis HF1	1:41.111	10	23.911	69.68
21	22	F	Graham BRIGGS		Merlyn 11A	1:56.319	2	39.119	60.57

Weather/Track: Cloud/Dry

Donington Park
 Circuit Length = 1.9573 miles.
 Start: 11:17 End: 11:32

Clerk of the Course:		Timekeeper:
----------------------	--	-------------

HSCC Classic Racing Cars supported by the Cubicle Centre Ltd
QUALIFYING LAP ANALYSIS - RACE 6 - Donington Park - 20 March 2011

1	Ian GRAY	Brabham BT16
1 - X:00.000	6 - 1:19.259	11 - 1:17.396
2 - 1:39.259	7 - 1:19.983	12 - 1:17.200
3 - 1:26.867	8 - 1:25.796	
4 - 1:21.109	9 - 1:22.696	
5 - 1:19.946	10 - 1:20.773	
5	Antony ROSS	Lotus 59
1 - X:00.000	6 - 1:20.250	11 - 1:19.032
2 - 1:32.982	7 - 1:25.224	12 - 1:19.185
3 - 1:24.667	8 - 1:26.137	
4 - 1:21.117	9 - 1:20.585	
5 - 1:20.461	10 - 1:18.553	
6	Leif BOSSON	Brabham BT28
1 - X:00.000	6 - 1:29.467	11 - 1:27.135
2 - 1:37.317	7 - 1:30.508	
3 - 1:28.285	8 - 1:31.691	
4 - 1:27.239	9 - 1:30.873	
5 - 1:27.192	10 - 1:28.525	
7	Duncan RABAGLIATI	Alexis HF1
1 - X:00.000	6 - 1:50.237	
2 - 1:57.777	7 - 1:43.978	
3 - 1:49.328	8 - 1:42.408	
4 - 1:48.043	9 - 1:41.111	
5 - 1:50.352	10 - 1:42.962	
8	Rodger NEWMAN	Brabham BT14
1 - X:00.000	6 - 1:35.750	11 - 1:31.724
2 - 1:47.313	7 - 1:32.414	
3 - 1:39.167	8 - 1:32.433	
4 - 1:35.783	9 - 1:30.681	
5 - 1:35.086	10 - 1:32.011	
9	Paul MCMORRAN	Crossle 12F
1 - X:00.000	6 - 1:56.859P	
2 - 1:35.004		
3 - 1:25.643		
4 - 1:27.566		
5 - 1:24.340		

Weather/Track: Cloud/Dry

www.mstworld.com

Page 1 of 4

Donington Park
Circuit Length = 1.9573 miles.
Start: 11:17 End: 11:32

Printed - 11:35 Sunday, 20 March 2011

HSCC Classic Racing Cars supported by the Cubicle Centre Ltd
QUALIFYING LAP ANALYSIS - RACE 6 - Donington Park - 20 March 2011
 (contd.)

11	David BROWN	Brabham BT23C
1 - X:00.000	6 - 2:00.744	
2 - 1:44.412	7 - 1:40.604	
3 - 1:31.791	8 - 1:32.030	
4 - 1:30.459	9 - 1:31.550	
5 - 1:28.933	10 - 1:31.852	
22	Graham BRIGGS	Merlyn 11A
1 - X:00.000		
2 - 1:56.319		
24	Andrew THORPE	March 703
1 - X:00.000	6 - 1:41.296	
2 - 1:54.083	7 - 1:37.968	
3 - 1:39.278	8 - 1:34.605	
4 - 1:37.893	9 - 1:32.831	
5 - 1:37.245	10 - 1:32.349	
33	Roger WAITE	Lola T200
1 - X:00.000	6 - 1:48.379	
2 - 1:45.952	7 - 1:36.398	
3 - 1:38.951	8 - 1:32.314	
4 - 1:33.868	9 - 1:31.033	
5 - 1:30.438	10 - 1:30.239	
37	Lincoln SMALL	Brabham BT10
1 - X:00.000	6 - 1:36.539	
2 - 1:54.611	7 - 1:38.863	
3 - 1:39.060	8 - 1:33.089	
4 - 1:36.616	9 - 1:31.905	
5 - 1:34.444	10 - 1:31.259	
43	Chris WOODGATE	Envoy Mk1
1 - X:00.000	6 - 1:48.007	11 - 1:28.666
2 - 1:48.556	7 - 1:35.437	
3 - 1:31.119	8 - 1:31.333	
4 - 1:29.840	9 - 1:29.693	
5 - 1:28.555	10 - 1:28.162	

Weather/Track: Cloud/Dry

HSCC Classic Racing Cars supported by the Cubicle Centre Ltd
QUALIFYING LAP ANALYSIS - RACE 6 - Donington Park - 20 March 2011
 (contd.)

45	Ronnie HAINES	Cooper T82
1 - X:00.000	6 - 1:32.326	11 - 1:29.832
2 - 1:47.078	7 - 1:35.248	
3 - 1:45.121	8 - 1:32.079	
4 - 1:30.586	9 - 1:30.084	
5 - 1:30.820	10 - 1:31.520	
48	Nigel BANCROFT	Chevron B17
1 - X:00.000	6 - 1:22.019	11 - 1:21.682
2 - 1:31.705	7 - 1:27.615	12 - 1:20.718
3 - 1:22.032	8 - 1:28.808	
4 - 1:22.814	9 - 1:29.019	
5 - 1:20.052	10 - 1:23.697	
55	Rachel ARNOLD	Merlyn Mk20
1 - X:00.000	6 - 1:32.333	11 - 1:41.756
2 - 1:46.078	7 - 1:31.059	
3 - 1:34.778	8 - 1:32.963	
4 - 1:28.817	9 - 1:31.442	
5 - 1:28.426	10 - 1:30.667	
61	Harvey SYKES	Merlyn Mk17
1 - X:00.000	6 - 1:34.378	
2 - 1:44.083		
3 - 1:32.889		
4 - 1:32.323		
5 - 1:30.006		
62	Geoffrey O'NION	Tecno F3
1 - X:00.000	6 - 1:40.510	
2 - 1:54.045	7 - 1:38.844	
3 - 1:47.512	8 - 1:38.369	
4 - 1:42.755	9 - 1:37.353	
5 - 1:41.254	10 - 1:37.362	
71	Chris HOLLAND	Brabham BT21
1 - X:00.000	6 - 1:28.184	11 - 1:27.312
2 - 1:37.514	7 - 1:27.478	
3 - 1:27.664	8 - 1:27.536	
4 - 1:27.066	9 - 1:25.263	
5 - 1:27.520	10 - 1:24.224	

Weather/Track: Cloud/Dry

HSCC Classic Racing Cars supported by the Cubicle Centre Ltd
QUALIFYING LAP ANALYSIS - RACE 6 - Donington Park - 20 March 2011
 (contd.)

73	John RAND	Palliser WDB2
1 - X:00.000	6 - 1:33.994	11 - 1:29.426
2 - 1:40.180	7 - 1:34.201	
3 - 1:30.557	8 - 1:33.638	
4 - 1:30.563	9 - 1:30.626	
5 - 1:29.973	10 - 1:30.205	
77	David METHLEY	Merlin 14A
1 - X:00.000	6 - 1:21.004	11 - 1:19.046
2 - 1:34.838	7 - 1:20.469	12 - 1:19.475
3 - 1:22.358	8 - 1:24.319	
4 - 1:19.638	9 - 1:18.617	
5 - 1:19.451	10 - 1:19.777	
92	Martin HAINES	Merlyn MK20
1 - X:00.000	6 - 1:39.103	
2 - 1:56.466	7 - 1:38.518	
3 - 1:45.581	8 - 1:40.222	
4 - 1:41.272	9 - 1:38.973	
5 - 1:40.272	10 - 1:35.765	

Weather/Track: Cloud/Dry

www.mstworld.com

Page 4 of 4

Donington Park
 Circuit Length = 1.9573 miles.
 Start: 11:17 End: 11:32

Printed - 11:35 Sunday, 20 March 2011

HSCC Classic Racing Cars supported by the Cubicle Centre Ltd
GRID FOR RACE 6 - Donington Park - 20 March 2011 - AMENDED

ROW 14	86	JONES	
ROW 13	98	BRAND	89 PANGBORN
ROW 12	83	WELCH	93 ERNST
ROW 11	22	BRIGGS	19 FROUDE
ROW 10	62	O'NION	7 RABAGLIATI
ROW 9	24	THORPE	92 HAINES
ROW 8	8	NEWMAN	37 SMALL
ROW 7	61	SYKES	33 WAITE
ROW 6	73	RAND	45 HAINES
ROW 5	55	ARNOLD	11 BROWN
ROW 4	6	BOSSON	43 WOODGATE
ROW 3	71	HOLLAND	9 MCMORRAN
ROW 2	77	METHLEY	48 BANCROFT
ROW 1	1	GRAY	5 ROSS
		POLE	

Car 19 to start from back of grid. Cars 83, 93, 98, 89, 86 added from Formula Junior
 Weather/Track: Cloud/Dry

Donington Park
 Circuit Length = 1.9573 miles.
 Start: 11:17 End: 11:32

Clerk of the Course:		Timekeeper:
----------------------	--	-------------

HSCC/FJHRA Miller Oils Historic Formula Junior QUALIFYING - RACE 7 - Donington Park - 20 March 2011

POS	NO	CL	DRIVER	NAT	CAR	TIME	LAPS	GAP	MPH
1	48	D2	Callum MCLEOD		Caravelle Mk2	1:19.702	9		88.40
2	51	E	Michael HIBBERD		Lotus 27	1:20.265	9	0.563	87.78
3	68	E	James MURRAY		Lola Mk5A	1:20.474	9	0.772	87.56
4	53	E	Sam WILSON		Cooper T59	1:20.731	9	1.029	87.28
5	62	E	Simon ARMER		Cooper T59	1:21.575	10	1.873	86.37
6	77	E	Steve SMITH		Cooper T59	1:22.638	9	2.936	85.26
7	75	E	Pete MORTON		Lightning Envoyette	1:23.561	9	3.859	84.32
8	78	E	Paul SMEETH		Lotus 22	1:23.908	9	4.206	83.97
9	73	E	Peter ANSTISS		Lotus 20/22	1:24.077	9	4.375	83.80
10	14	C2	Crispian BESLEY		Cooper T56	1:24.824	9	5.122	83.06
11	57	E	John SYKES		Merlyn Mk5/7	1:24.865	9	5.163	83.02
12	45	C2	Peter MULLEN		Kieft	1:25.929	9	6.227	82.00
13	87	E	Andrew WILKINSON		Cooper T59	1:26.054	9	6.352	81.88
14	4	B2	Derek WALKER		Terrier Mk IV	1:26.747	9	7.045	81.22
15	83	E	Denis WELCH		Lotus 22	1:27.094	6	7.392	80.90
16	9	B2	John CHISHOLM		Gemini Mk2	1:27.141	9	7.439	80.86
17	31	C2	Robert BARRIE		Lotus 18	1:27.473	8	7.771	80.55
18	93	E	Rudolf ERNST		Lotus 22	1:27.553	9	7.851	80.48
19	25	B2	Andrew TART		Bond FJ	1:27.628	9	7.926	80.41
20	44	C2	Andrew ROBERTSON		Crossle 4F	1:28.402	9	8.700	79.70
21	70	E	Bob BIRRELL		Brabham BT6	1:28.495	9	8.793	79.62
22	11	B2	Brian MITCHAM		Mallock U2	1:29.220	5	9.518	78.97
23	29	B2	William GRIMSHAW		Moorland Mk1	1:29.363	7	9.661	78.85
24	66	D2	Alex MORTON		Ausper T3	1:29.636	9	9.934	78.61
25	98	E	Linden BRAND		Lotus 22	1:29.867	8	10.165	78.40
26	3	B2	Stuart TIZZARD		Lola MK2	1:29.880	9	10.178	78.39
27	95	D2	Anthony GODDARD		Tojeiro FJ	1:30.375	8	10.673	77.96
28	99	B	Peter ST BARBE		Elva 100	1:30.405	9	10.703	77.94
29	89	E	Mark PANGBORN		Lotus 20B	1:30.545	8	10.843	77.82
30	26	B2	Roger DEXTER		Elva 100	1:33.940	8	14.238	75.00
31	22	B2	Justin FLEMING		Elva 100	1:34.739	8	15.037	74.37
32	32	C2	John DOWSON		Elva 200	1:34.835	8	15.133	74.30
33	49	C2	Mike GREGORY		De Tomaso ISIS	1:35.822	7	16.120	73.53
34	47	C1	Richard UTLEY		Caravelle Mk1	1:36.671	4	16.969	72.88
35	86	E	Steve JONES		Cooper T67	1:37.864	8	18.162	72.00
36	28	A	Michael ASHLEY-BROWN		Volpini Monoposto	1:39.663	7	19.961	70.70
37	5	B2	Robin LONGDON		Lola Mk 2	1:40.240	2	20.538	70.29
38	18	B1	Stephen BULLING		Sadler FJ	1:41.126	8	21.424	69.67
39	97	E	Adam SYKES		Lotus 20/22	9:25.348	1	8:05.646	12.46

Weather/Track: Bright/Dry

Donington Park
Circuit Length = 1.9573 miles.
Start: 11:38 End: 11:52

Clerk of the Course:		Timekeeper:
----------------------	--	-------------

**HSCC/FJHRA Miller Oils Historic Formula Junior
 QUALIFYING LAP ANALYSIS - RACE 7 - Donington Park - 20 March 2011**

3	Stuart TIZZARD	Lola MK2
1 -	9:44.934	6 - 1:30.940
2 -	1:41.673	7 - 1:30.632
3 -	1:35.450	8 - 1:31.061
4 -	1:31.320	9 - 1:29.880
5 -	1:33.965	
4	Derek WALKER	Terrier Mk IV
1 -	9:31.142	6 - 1:28.199
2 -	1:35.469	7 - 1:26.747
3 -	1:30.406	8 - 1:26.941
4 -	1:28.329	9 - 1:45.315
5 -	1:28.073	
5	Robin LONGDON	Lola Mk 2
1 -	9:19.563	
2 -	1:40.240	
9	John CHISHOLM	Gemini Mk2
1 -	9:34.207	6 - 1:28.167
2 -	2:07.808	7 - 1:27.141
3 -	1:32.994	8 - 1:29.777
4 -	1:31.467	9 - 1:28.834
5 -	1:28.268	
11	Brian MITCHAM	Mallock U2
1 -	9:35.716	
2 -	1:35.946	
3 -	1:32.555	
4 -	1:29.220	
5 -	2:34.807P	
14	Crispian BESLEY	Cooper T56
1 -	9:20.622	6 - 1:26.918
2 -	1:36.202	7 - 1:26.021
3 -	1:28.097	8 - 1:24.824
4 -	1:27.055	9 - 1:25.544
5 -	1:26.665	

Weather/Track: Bright/Dry

www.mstworld.com

Page 1 of 7

Donington Park
 Circuit Length = 1.9573 miles.
 Start: 11:38 End: 11:52

Printed - 11:57 Sunday, 20 March 2011

HSCC/FJHRA Miller Oils Historic Formula Junior
QUALIFYING LAP ANALYSIS - RACE 7 - Donington Park - 20 March 2011
 (contd.)

18	Stephen BULLING	Sadler FJ
1 -	9:51.263	6 - 1:41.355
2 -	1:48.160	7 - 1:42.721
3 -	1:42.832	8 - 1:44.909
4 -	1:41.126	
5 -	1:42.884	
22	Justin FLEMING	Elva 100
1 -	9:44.188	6 - 1:35.933
2 -	1:48.273	7 - 1:35.004
3 -	1:41.638	8 - 1:34.739
4 -	1:35.863	
5 -	1:36.864	
25	Andrew TART	Bond FJ
1 -	9:29.584	6 - 1:28.641
2 -	1:39.078	7 - 1:27.628
3 -	1:30.254	8 - 1:27.964
4 -	1:29.489	9 - 1:28.891
5 -	1:28.287	
26	Roger DEXTER	Elva 100
1 -	X:00.000	6 - 1:35.590
2 -	1:48.073	7 - 1:34.282
3 -	1:41.173	8 - 1:33.940
4 -	1:39.065	
5 -	1:35.407	
28	Michael ASHLEY-BROWN	Volpini Monoposto
1 -	9:47.215	6 - 1:48.404P
2 -	1:47.446	7 - 3:10.377
3 -	1:42.803	
4 -	1:39.663	
5 -	1:40.387	
29	William GRIMSHAW	Moorland Mk1
1 -	X:00.000	6 - 1:37.720
2 -	3:28.309	7 - 1:32.168
3 -	1:37.670	
4 -	1:29.363	
5 -	1:37.605	

Weather/Track: Bright/Dry

www.mstworld.com

Page 2 of 7

Donington Park
 Circuit Length = 1.9573 miles.
 Start: 11:38 End: 11:52

Printed - 11:57 Sunday, 20 March 2011

HSCC/FJHRA Miller Oils Historic Formula Junior
QUALIFYING LAP ANALYSIS - RACE 7 - Donington Park - 20 March 2011
 (contd.)

31	Robert BARRIE	Lotus 18
1 -	9:45.515	6 - 1:27.473
2 -	3:14.496	7 - 1:28.121
3 -	1:28.611	8 - 1:29.320
4 -	1:28.072	
5 -	1:27.510	
32	John DOWSON	Elva 200
1 -	9:25.110	6 - 1:37.317
2 -	1:45.010	7 - 1:36.666
3 -	2:46.031	8 - 1:37.250
4 -	1:38.386	
5 -	1:34.835	
44	Andrew ROBERTSON	Crossle 4F
1 -	9:41.066	6 - 1:28.761
2 -	1:39.069	7 - 1:28.967
3 -	1:31.440	8 - 1:29.060
4 -	1:30.352	9 - 1:51.383
5 -	1:28.402	
45	Peter MULLEN	Kieft
1 -	9:22.546	6 - 1:27.412
2 -	1:36.222	7 - 1:28.658
3 -	1:29.823	8 - 1:27.791
4 -	1:27.262	9 - 1:25.929
5 -	1:27.805	
47	Richard UTLEY	Caravelle Mk1
1 -	9:33.800	
2 -	1:46.709	
3 -	1:51.910	
4 -	1:36.671	
48	Callum MCLEOD	Caravelle Mk2
1 -	9:19.279	6 - 1:24.188
2 -	1:26.572	7 - 1:20.446
3 -	1:22.341	8 - 1:28.826
4 -	1:36.747	9 - 1:19.702
5 -	1:25.058	

Weather/Track: Bright/Dry

www.mstworld.com

Page 3 of 7

Donington Park
 Circuit Length = 1.9573 miles.
 Start: 11:38 End: 11:52

Printed - 11:57 Sunday, 20 March 2011

HSCC/FJHRA Miller Oils Historic Formula Junior
QUALIFYING LAP ANALYSIS - RACE 7 - Donington Park - 20 March 2011
 (contd.)

49	Mike GREGORY	De Tomaso ISIS
1 -	9:57.695	6 - 1:40.676
2 -	1:52.156	7 - 1:35.822
3 -	1:50.286	
4 -	1:41.337	
5 -	1:41.821	
51	Michael HIBBERD	Lotus 27
1 -	9:25.344	6 - 1:21.536
2 -	1:31.603	7 - 1:21.102
3 -	1:25.322	8 - 1:20.265
4 -	1:26.601	9 - 1:21.007
5 -	1:22.298	
53	Sam WILSON	Cooper T59
1 -	X:00.000	6 - 1:21.150
2 -	1:31.215	7 - 1:21.056
3 -	1:29.873	8 - 1:20.731
4 -	1:30.678	9 - 1:24.768
5 -	1:24.656	
57	John SYKES	Merlyn Mk5/7
1 -	9:24.972	6 - 1:25.443
2 -	1:34.993	7 - 1:26.100
3 -	1:29.008	8 - 1:24.865
4 -	1:27.989	9 - 1:25.720
5 -	1:26.599	
62	Simon ARMER	Cooper T59
1 -	9:21.702	6 - 1:22.727
2 -	1:32.559	7 - 1:27.679
3 -	1:25.366	8 - 1:23.047
4 -	1:28.242	9 - 1:21.575
5 -	1:24.036	10 - 1:25.546
66	Alex MORTON	Ausper T3
1 -	9:31.732	6 - 1:29.875
2 -	1:39.229	7 - 1:32.111
3 -	1:34.982	8 - 1:31.187
4 -	1:30.783	9 - 1:31.811
5 -	1:29.636	

Weather/Track: Bright/Dry

www.mstworld.com

Page 4 of 7

Donington Park
 Circuit Length = 1.9573 miles.
 Start: 11:38 End: 11:52

Printed - 11:57 Sunday, 20 March 2011

HSCC/FJHRA Miller Oils Historic Formula Junior
QUALIFYING LAP ANALYSIS - RACE 7 - Donington Park - 20 March 2011
 (contd.)

68	James MURRAY	Lola Mk5A
1 - 9:22.750	6 - 1:22.466	
2 - 1:31.130	7 - 1:20.474	
3 - 1:25.400	8 - 1:22.774	
4 - 1:28.747	9 - 1:23.087	
5 - 2:44.583		
70	Bob BIRRELL	Brabham BT6
1 - 9:42.503	6 - 1:31.922	
2 - 1:38.449	7 - 1:30.345	
3 - 1:31.644	8 - 1:30.216	
4 - 1:30.342	9 - 1:30.891	
5 - 1:28.495		
73	Peter ANSTISS	Lotus 20/22
1 - 9:15.972	6 - 1:27.466	
2 - 1:39.637	7 - 1:24.974	
3 - 1:33.363	8 - 1:25.983	
4 - 1:29.781	9 - 1:24.077	
5 - 1:33.577		
75	Pete MORTON	Lightning Envoyette
1 - 9:19.404	6 - 1:25.518	
2 - 1:34.214	7 - 1:28.457	
3 - 1:28.202	8 - 1:23.561	
4 - 1:29.823	9 - 1:26.728	
5 - 1:29.266		
77	Steve SMITH	Cooper T59
1 - 9:33.677	6 - 1:24.145	
2 - 1:32.975	7 - 1:24.416	
3 - 1:24.879	8 - 1:23.317	
4 - 1:24.963	9 - 1:22.638	
5 - 1:24.982		
78	Paul SMEETH	Lotus 22
1 - 9:26.305	6 - 1:24.883	
2 - 1:34.237	7 - 1:26.137	
3 - 1:28.021	8 - 1:23.908	
4 - 1:27.592	9 - 1:25.356	
5 - 1:26.522		

Weather/Track: Bright/Dry

www.mstworld.com

Page 5 of 7

Donington Park
 Circuit Length = 1.9573 miles.
 Start: 11:38 End: 11:52

Printed - 11:57 Sunday, 20 March 2011

HSCC/FJHRA Miller Oils Historic Formula Junior
QUALIFYING LAP ANALYSIS - RACE 7 - Donington Park - 20 March 2011
 (contd.)

83	Denis WELCH	Lotus 22
1 -	9:21.128	6 - 1:30.461P
2 -	2:02.733P	
3 -	4:16.943	
4 -	1:30.420	
5 -	1:27.094	
86	Steve JONES	Cooper T67
1 -	9:29.160	6 - 1:38.626
2 -	1:50.975	7 - 1:40.269
3 -	1:48.223	8 - 1:37.864
4 -	1:46.478	
5 -	1:41.560	
87	Andrew WILKINSON	Cooper T59
1 -	9:21.698	6 - 1:26.723
2 -	1:36.249	7 - 1:27.656
3 -	1:30.612	8 - 1:27.565
4 -	1:29.523	9 - 1:26.054
5 -	1:26.366	
89	Mark PANGBORN	Lotus 20B
1 -	9:52.813	6 - 1:35.274
2 -	1:46.874	7 - 1:31.509
3 -	1:38.429	8 - 1:30.545
4 -	1:33.127	
5 -	1:35.182	
93	Rudolf ERNST	Lotus 22
1 -	9:39.730	6 - 1:27.553
2 -	1:40.112	7 - 1:28.118
3 -	1:31.957	8 - 1:27.938
4 -	1:28.495	9 - 1:28.688
5 -	1:27.772	
95	Anthony GODDARD	Tojeiro FJ
1 -	9:51.504	6 - 1:30.961
2 -	1:41.232	7 - 1:30.730
3 -	1:35.459	8 - 1:30.375
4 -	1:32.032	
5 -	1:31.047	

Weather/Track: Bright/Dry

www.mstworld.com

Page 6 of 7

Donington Park
 Circuit Length = 1.9573 miles.
 Start: 11:38 End: 11:52

Printed - 11:57 Sunday, 20 March 2011

HSCC/FJHRA Miller Oils Historic Formula Junior
QUALIFYING LAP ANALYSIS - RACE 7 - Donington Park - 20 March 2011
 (contd.)

97	Adam SYKES	Lotus 20/22
1 - 9:25.348		
98	Linden BRAND	Lotus 22
1 - 9:38.540 6 - 1:31.345 2 - 1:46.255 7 - 1:29.867 3 - 1:40.724 8 - 1:31.694 4 - 1:35.575 5 - 1:32.404		
99	Peter ST BARBE	Elva 100
1 - 9:43.625 6 - 1:30.685 2 - 1:41.802 7 - 1:30.405 3 - 1:34.608 8 - 1:31.429 4 - 1:31.613 9 - 1:32.015 5 - 1:31.225		

HSCC/FJHRA Miller Oils Historic Formula Junior

GRID FOR RACE 7 - Donington Park - 20 March 2011 - AMENDED

ROW 16	5	LONGDON	18	BULLING
ROW 15	47	UTLEY	28	ASHLEY-BROWN
ROW 14	32	DOWSON	49	GREGORY
ROW 13	26	DEXTER	22	FLEMING
ROW 12	95	GODDARD	99	ST BARBE
ROW 11	66	MORTON	3	TIZZARD
ROW 10	11	MITCHAM	29	GRIMSHAW
ROW 9	25	TART	44	ROBERTSON
ROW 8	9	CHISHOLM	31	BARRIE
ROW 7	87	WILKINSON	4	WALKER
ROW 6	57	SYKES	45	MULLEN
ROW 5	73	ANSTISS	14	BESLEY
ROW 4	75	MORTON	78	SMEETH
ROW 3	62	ARMER	77	SMITH
ROW 2	68	MURRAY	53	WILSON
ROW 1	48	MCLEOD	51	HIBBERD
		POLE		

RESERVES: 1st 83 2nd 70
Weather/Track: Bright/Dry

Donington Park
Circuit Length = 1.9573 miles.
Start: 11:38 End: 11:52

Clerk of the Course:		Timekeeper:
----------------------	--	-------------

HSCC Guards Trophy supported by Dunlop Tyres

QUALIFYING - RACE 8 - Donington Park - 20 March 2011

POS	NO	CL	DRIVER	CAR	TIME	LAPS	GAP	MPH
1	49	SRD	Schryver/Schryver	Chevron B6	1:15.808	19		92.94
2	42	SRD	Fleming	Chevron B8	1:16.032	18	0.224	92.67
3	31	SRD	Lovett	Chevron B8	1:16.618	16	0.810	91.96
4	3	SRD	Hodges	Chevron B8	1:18.476	8	2.668	89.78
5	54	SRD	Shaw	Chevron B8	1:18.726	19	2.918	89.50
6	6	SRD	Thompson/McClurg	Chevron B6	1:19.098	18	3.290	89.08
7	2	SRD	Tizzard/Tizzard	Lenham Spider	1:19.473	18	3.665	88.66
8	46	D	Whitaker	TVR Griffith	1:21.419	14	5.611	86.54
9	36	SRB	Garside	Lotus 23B	1:21.665	19	5.857	86.28
10	5	SRC	Ames	Elva GT160	1:22.699	15	6.891	85.20
11	75	D	Voyazides	AC Cobra	1:23.104	17	7.296	84.78
12	65	B1	Thompson	Marcos 1800GT	1:23.311	19	7.503	84.57
13	41	SRE	Casey	Lenham P69	1:23.906	18	8.098	83.97
14	72	SRD	Colman	Chevron B8	1:24.451	4	8.643	83.43
15	39	B1	Taylor	Lotus Elan	1:25.353	18	9.545	82.55
16	18	SRB	Yarwood	Crossle 9S	1:25.376	13	9.568	82.53
17	25	SRB	Hibberd/Hibberd	Lotus 23	1:25.481	9	9.673	82.43
18	47	C2	Scragg	Jaguar E-Type	1:25.768	15	9.960	82.15
19	52	SRB	Daws/Ball	Merlyn 6A	1:25.978	16	10.170	81.95
20	30	SRC	Bussey	Elva MK7	1:27.080	14	11.272	80.91
21	10	SRB	Halliday	Lotus 23B	1:27.138	17	11.330	80.86
22	22	B2	Smith	MG B Roadster	1:27.467	17	11.659	80.55
23	17	B1	Ricketts	Lotus Elan	1:27.732	11	11.924	80.31
24	12	B3	Wetherell/Campbell	Triumph TR4	1:29.257	17	13.449	78.94
25	66	B2	Barnes	MG B Roadster	1:29.943	17	14.135	78.34
26	57	B2	Beresford	MG B	1:29.981	17	14.173	78.30
27	64	B2	Richardson	MG B	1:30.052	17	14.244	78.24
28	98	B2	Bentley	MG B	1:30.183	17	14.375	78.13
29	27	B3	Hoble	Morgan Plus 4	1:32.885	12	17.077	75.86
30	94	B2	Sleep	MG B	1:34.343	16	18.535	74.68
31	88	B3	Somerville	Triumph TR4	1:34.647	16	18.839	74.44
32	20	B2	Mills/Loader	MG B Roadster	1:35.351	13	19.543	73.89
33	9	B2	Edney	MG B	1:36.412	16	20.604	73.08
34	69	B3	St Clair Tisdall/Shears	Morgan Plus 4	1:36.586	15	20.778	72.95
35	16	D	Betts	Ford Shelby Mustang GT 350	1:36.605	14	20.797	72.93
36	59	B	King	Morgan Plus 4	1:37.882	15	22.074	71.98
37	37	B2	Naish	MG B	1:39.497	15	23.689	70.81

Weather/Track: Bright/Dry

Donington Park
Circuit Length = 1.9573 miles.
Start: 11:59 End: 12:24

Clerk of the Course:		Timekeeper:
----------------------	--	-------------

HSCC Guards Trophy supported by Dunlop Tyres

QUALIFYING LAP ANALYSIS - RACE 8 - Donington Park - 20 March 2011

2	Tizzard/Tizzard	Lenham Spider					
1 -	9:45.729	6 -	1:22.227	11 -	3:03.914	16 -	1:19.473
2 -	1:34.763	7 -	1:22.582	12 -	1:21.943	17 -	1:20.239
3 -	1:25.783	8 -	1:22.178	13 -	1:21.315	18 -	1:20.273
4 -	1:24.515	9 -	1:21.439	14 -	1:20.650		
5 -	1:23.306	10 -	1:25.339P	15 -	1:21.925		
3	Hodges	Chevron B8					
1 -	9:52.470	6 -	1:18.476				
2 -	1:26.117	7 -	1:18.679				
3 -	1:18.790	8 -	1:22.345P				
4 -	1:19.682						
5 -	1:19.047						
5	Ames	Elva GT160					
1 -	9:33.932	6 -	3:26.169	11 -	1:22.997		
2 -	1:30.267	7 -	1:26.139	12 -	1:24.919		
3 -	1:25.302	8 -	1:22.699	13 -	1:24.775		
4 -	1:24.784	9 -	1:31.910P	14 -	1:22.880		
5 -	1:31.136P	10 -	4:40.177	15 -	1:23.674		
6	Thompson/McClurg	Chevron B6					
1 -	9:38.784	6 -	1:23.794	11 -	1:21.364	16 -	1:23.307
2 -	1:34.880	7 -	1:22.733	12 -	1:20.091	17 -	1:33.636
3 -	1:24.805	8 -	1:44.344	13 -	1:20.565	18 -	1:20.121
4 -	1:26.054	9 -	1:33.572P	14 -	1:19.098		
5 -	1:23.399	10 -	2:22.247	15 -	1:24.047		
9	Edney	MG B					
1 -	9:45.570	6 -	1:36.412	11 -	1:42.437	16 -	1:48.007
2 -	1:50.654	7 -	1:38.114	12 -	1:41.963		
3 -	1:38.746	8 -	1:39.164	13 -	1:40.322		
4 -	1:40.404	9 -	1:37.860	14 -	1:37.335		
5 -	1:37.888	10 -	1:37.724	15 -	1:44.855		
10	Halliday	Lotus 23B					
1 -	9:59.815	6 -	1:28.895	11 -	1:30.931	16 -	1:31.928
2 -	1:44.825	7 -	1:54.502	12 -	1:27.638	17 -	1:31.394
3 -	1:35.390	8 -	1:27.673	13 -	1:30.906		
4 -	1:30.338	9 -	1:28.217	14 -	1:30.116		
5 -	1:27.138	10 -	1:30.134	15 -	1:30.358		

Weather/Track: Bright/Dry

www.mstworld.com

Page 1 of 7

Donington Park
Circuit Length = 1.9573 miles.
Start: 11:59 End: 12:24

Printed - 12:28 Sunday, 20 March 2011

HSCC Guards Trophy supported by Dunlop Tyres

QUALIFYING LAP ANALYSIS - RACE 8 - Donington Park - 20 March 2011

(contd.)

12	Wetherell/Campbell	Triumph TR4					
1 -	9:52.302	6 -	1:30.413	11 -	1:30.712	16 -	1:29.969
2 -	1:42.294	7 -	1:31.456	12 -	1:30.548	17 -	1:29.406
3 -	1:31.763	8 -	1:30.207	13 -	1:29.257		
4 -	1:30.548	9 -	1:42.640P	14 -	1:30.178		
5 -	1:32.556	10 -	2:41.218	15 -	1:30.072		
16	Betts	Ford Shelby Mustang GT 350					
1 -	X:00.000	6 -	1:38.110	11 -	1:39.869		
2 -	1:46.086	7 -	1:39.290	12 -	1:36.605		
3 -	1:41.902	8 -	1:41.684	13 -	1:38.644		
4 -	1:41.845	9 -	1:39.282	14 -	1:44.506P		
5 -	1:38.600	10 -	1:40.667				
17	Ricketts	Lotus Elan					
1 -	X:00.000	6 -	3:30.481	11 -	1:37.606P		
2 -	1:42.804	7 -	1:29.954				
3 -	1:33.266	8 -	1:31.267				
4 -	1:31.434	9 -	1:27.732				
5 -	1:37.215P	10 -	1:29.163				
18	Yarwood	Crossle 9S					
1 -	X:00.000	6 -	1:27.606	11 -	1:30.060		
2 -	1:45.153	7 -	1:29.513	12 -	1:25.376		
3 -	1:30.994	8 -	1:26.365	13 -	1:42.852P		
4 -	1:28.372	9 -	1:27.315				
5 -	1:28.901	10 -	1:26.079				
20	Mills/Loader	MG B Roadster					
1 -	X:00.000	6 -	1:36.687	11 -	3:14.065		
2 -	1:46.128	7 -	1:35.565	12 -	1:50.912		
3 -	1:39.833	8 -	1:35.351	13 -	1:56.091P		
4 -	1:35.796	9 -	1:36.017				
5 -	1:36.214	10 -	1:37.574P				
22	Smith	MG B Roadster					
1 -	9:55.129	6 -	1:30.993	11 -	1:31.660	16 -	1:28.023
2 -	1:41.888	7 -	1:36.881	12 -	1:28.355	17 -	1:28.464
3 -	1:31.787	8 -	1:27.822	13 -	1:27.744		
4 -	1:29.682	9 -	1:33.831	14 -	1:27.904		
5 -	1:31.192	10 -	1:32.393	15 -	1:27.467		

Weather/Track: Bright/Dry

www.mstworld.com

Page 2 of 7

Donington Park
Circuit Length = 1.9573 miles.
Start: 11:59 End: 12:24

Printed - 12:28 Sunday, 20 March 2011

HSCC Guards Trophy supported by Dunlop Tyres

QUALIFYING LAP ANALYSIS - RACE 8 - Donington Park - 20 March 2011

(contd.)

25	Hibberd/Hibberd	Lotus 23			
1 - 9:37.279	6 - 1:25.481				
2 - 1:30.172	7 - 1:26.287				
3 - 1:25.508	8 - 1:26.775				
4 - 1:31.737	9 - 3:12.775P				
5 - 1:25.845					
27	Hoble	Morgan Plus 4			
1 - 9:51.847	6 - 1:43.352P	11 - 1:33.276			
2 - 1:46.832	7 - 2:32.535	12 - 1:51.915P			
3 - 1:36.724	8 - 1:35.803				
4 - 1:35.113	9 - 1:34.288				
5 - 1:34.780	10 - 1:32.885				
30	Bussey	Elva MK7			
1 - X:00.000	6 - 1:27.259	11 - 1:29.000			
2 - 1:33.656	7 - 1:27.080	12 - 1:27.951			
3 - 1:32.554	8 - 1:29.065	13 - 1:29.202			
4 - 1:30.107	9 - 1:27.134	14 - 1:28.049			
5 - 1:28.188	10 - 1:27.767				
31	Lovett	Chevron B8			
1 - 9:44.195	6 - 1:19.265	11 - 1:19.011	16 - 1:32.448P		
2 - 1:27.785	7 - 1:18.672	12 - 1:17.548			
3 - 1:19.701	8 - 1:25.474	13 - 1:20.909P			
4 - 1:19.890	9 - 1:18.716	14 - 1:40.304			
5 - 1:17.975	10 - 1:18.767	15 - 1:16.618			
36	Garside	Lotus 23B			
1 - 9:39.999	6 - 1:24.506	11 - 1:25.457	16 - 1:21.698		
2 - 1:35.265	7 - 1:25.343	12 - 1:30.138	17 - 1:24.557		
3 - 1:25.968	8 - 1:25.927	13 - 1:26.356	18 - 1:21.665		
4 - 1:24.556	9 - 1:25.289	14 - 1:25.839	19 - 1:22.676		
5 - 1:25.623	10 - 1:24.715	15 - 1:22.798			
37	Naish	MG B			
1 - 9:44.322	6 - 1:41.413	11 - 1:39.497			
2 - 1:56.767	7 - 1:43.396	12 - 1:42.342			
3 - 1:49.048	8 - 1:45.385	13 - 1:43.417			
4 - 1:44.650	9 - 1:44.173	14 - 1:41.732			
5 - 1:49.569	10 - 1:45.087	15 - 1:42.890			

Weather/Track: Bright/Dry

www.mstworld.com

Page 3 of 7

Donington Park
Circuit Length = 1.9573 miles.
Start: 11:59 End: 12:24

Printed - 12:28 Sunday, 20 March 2011

HSCC Guards Trophy supported by Dunlop Tyres

QUALIFYING LAP ANALYSIS - RACE 8 - Donington Park - 20 March 2011

(contd.)

39	Taylor	Lotus Elan					
1 -	9:49.336	6 -	1:29.202	11 -	1:25.353	16 -	1:29.304
2 -	1:47.131	7 -	1:28.330	12 -	1:27.774	17 -	1:25.591
3 -	1:34.328	8 -	1:27.117	13 -	1:30.653	18 -	1:29.118
4 -	1:31.960	9 -	1:31.198	14 -	1:28.847		
5 -	1:29.789	10 -	1:26.259	15 -	1:30.183		
41	Casey	Lenham P69					
1 -	X:00.000	6 -	1:27.121	11 -	1:25.313	16 -	1:24.132
2 -	1:40.060	7 -	1:24.735	12 -	1:27.018	17 -	1:25.373
3 -	1:30.576	8 -	1:25.301	13 -	1:28.381	18 -	1:23.906
4 -	1:28.003	9 -	1:26.381	14 -	1:25.000		
5 -	1:27.592	10 -	1:24.553	15 -	1:27.576		
42	Fleming	Chevron B8					
1 -	9:37.514	6 -	1:21.570	11 -	1:21.649	16 -	1:16.909
2 -	1:25.491	7 -	1:20.180	12 -	1:17.176	17 -	1:16.032
3 -	1:22.612	8 -	1:21.294	13 -	1:16.673	18 -	1:22.232
4 -	1:19.638	9 -	1:21.748	14 -	1:25.336P		
5 -	1:19.339	10 -	1:18.374	15 -	3:44.684		
46	Whitaker	TVR Griffith					
1 -	9:48.932	6 -	1:27.373	11 -	1:29.517		
2 -	1:36.001	7 -	1:21.419	12 -	1:22.974		
3 -	1:26.636	8 -	1:26.117	13 -	1:29.885		
4 -	1:22.686	9 -	1:28.589	14 -	1:40.317P		
5 -	1:26.537	10 -	1:27.493				
47	Scragg	Jaguar E-Type					
1 -	9:51.872	6 -	1:26.101	11 -	2:52.953		
2 -	1:35.235	7 -	1:25.768	12 -	1:29.558		
3 -	1:27.405	8 -	1:25.890	13 -	1:29.319		
4 -	1:26.132	9 -	1:28.093	14 -	1:26.758		
5 -	1:27.369	10 -	1:34.547P	15 -	1:32.600P		
49	Schryver/Schryver	Chevron B6					
1 -	9:52.915	6 -	1:24.479	11 -	2:39.107	16 -	1:18.360
2 -	1:27.725	7 -	1:20.247	12 -	1:19.116	17 -	1:16.427
3 -	1:20.743	8 -	1:23.571	13 -	1:17.330	18 -	1:17.566
4 -	1:22.424	9 -	1:18.854	14 -	1:18.162	19 -	1:15.808
5 -	1:20.780	10 -	1:27.543P	15 -	1:17.480		

Weather/Track: Bright/Dry

www.mstworld.com

Page 4 of 7

Donington Park
Circuit Length = 1.9573 miles.
Start: 11:59 End: 12:24

Printed - 12:28 Sunday, 20 March 2011

HSCC Guards Trophy supported by Dunlop Tyres

QUALIFYING LAP ANALYSIS - RACE 8 - Donington Park - 20 March 2011

(contd.)

52	Daws/Ball	Merlyn 6A			
1 - X:00.000	6 - 1:26.812	11 - 1:33.274P	16 - 1:35.162		
2 - 1:36.175	7 - 1:25.978	12 - 3:02.004			
3 - 1:29.981	8 - 1:26.826	13 - 1:42.813			
4 - 1:29.289	9 - 1:31.099	14 - 1:37.704			
5 - 1:29.045	10 - 1:31.676	15 - 1:35.487			
54	Shaw	Chevron B8			
1 - 9:34.058	6 - 1:19.376	11 - 1:18.726	16 - 1:19.079		
2 - 1:30.845	7 - 1:19.504	12 - 1:28.552	17 - 1:20.071		
3 - 1:24.208	8 - 1:22.151	13 - 1:26.505	18 - 1:19.054		
4 - 1:19.911	9 - 1:20.452	14 - 1:21.357	19 - 1:23.156		
5 - 1:20.958	10 - 1:26.697	15 - 1:18.771			
57	Beresford	MG B			
1 - 9:57.260	6 - 1:32.223	11 - 1:29.981	16 - 1:33.355		
2 - 1:44.583	7 - 1:30.741	12 - 1:30.544	17 - 1:38.283		
3 - 1:35.124	8 - 1:32.438	13 - 1:34.088			
4 - 1:32.832	9 - 1:31.223	14 - 1:34.529			
5 - 1:31.521	10 - 1:30.823	15 - 1:40.641			
59	King	Morgan Plus 4			
1 - X:00.000	6 - 1:41.666	11 - 1:38.959			
2 - 1:59.154	7 - 1:42.446	12 - 1:38.456			
3 - 1:47.255	8 - 1:43.775	13 - 1:39.172			
4 - 1:44.435	9 - 1:39.445	14 - 1:38.606			
5 - 1:40.630	10 - 1:39.234	15 - 1:37.882			
64	Richardson	MG B			
1 - X:00.000	6 - 1:37.520	11 - 1:31.838	16 - 1:30.052		
2 - 1:47.645	7 - 1:31.074	12 - 1:30.861	17 - 1:51.977P		
3 - 1:37.644	8 - 1:31.632	13 - 1:30.401			
4 - 1:43.552	9 - 1:31.435	14 - 1:31.568			
5 - 1:43.390	10 - 1:33.567	15 - 1:30.904			
65	Thompson	Marcos 1800GT			
1 - 9:36.489	6 - 1:26.806	11 - 1:25.516	16 - 1:24.532		
2 - 1:29.519	7 - 1:26.594	12 - 1:28.681	17 - 1:24.325		
3 - 1:26.368	8 - 1:25.330	13 - 1:25.184	18 - 1:23.856		
4 - 1:28.486	9 - 1:27.116	14 - 1:25.660	19 - 1:23.311		
5 - 1:30.039	10 - 1:24.997	15 - 1:24.408			

Weather/Track: Bright/Dry

www.mstworld.com

Page 5 of 7

Donington Park
Circuit Length = 1.9573 miles.
Start: 11:59 End: 12:24

Printed - 12:28 Sunday, 20 March 2011

HSCC Guards Trophy supported by Dunlop Tyres

QUALIFYING LAP ANALYSIS - RACE 8 - Donington Park - 20 March 2011

(contd.)

66	Barnes	MG B Roadster			
1 - 9:54.413	6 - 1:33.187	11 - 1:31.252	16 - 1:29.943		
2 - 1:47.624	7 - 1:39.720	12 - 1:35.077	17 - 1:31.766		
3 - 1:36.666	8 - 1:35.723	13 - 1:32.267			
4 - 1:36.811	9 - 1:35.616	14 - 1:37.955			
5 - 1:35.927	10 - 1:33.534	15 - 1:31.668			
69	St Clair Tisdall/Shears	Morgan Plus 4			
1 - X:00.000	6 - 3:21.052	11 - 1:40.975			
2 - 1:45.958	7 - 1:41.042	12 - 1:40.395			
3 - 1:40.792	8 - 1:38.104	13 - 1:36.586			
4 - 1:39.152	9 - 1:37.277	14 - 1:38.059			
5 - 1:45.990P	10 - 1:38.335	15 - 1:37.130			
72	Colman	Chevron B8			
1 - 9:36.530					
2 - 1:35.627					
3 - 1:24.451					
4 - 1:24.541					
75	Voyazides	AC Cobra			
1 - X:00.000	6 - 1:24.079	11 - 1:35.032	16 - 1:23.209		
2 - 1:43.400	7 - 1:25.265	12 - 1:23.104	17 - 1:26.478		
3 - 1:34.408	8 - 1:27.456	13 - 1:28.379			
4 - 1:28.950	9 - 1:24.542	14 - 1:24.011			
5 - 1:24.307	10 - 1:23.497	15 - 1:24.484			
88	Somerville	Triumph TR4			
1 - X:00.000	6 - 1:36.386	11 - 1:35.729	16 - 1:37.029		
2 - 1:47.785	7 - 1:36.083	12 - 1:37.191			
3 - 1:37.999	8 - 1:40.464	13 - 1:34.647			
4 - 1:37.292	9 - 1:34.889	14 - 1:35.982			
5 - 1:35.544	10 - 1:35.269	15 - 1:35.071			
94	Sleep	MG B			
1 - 9:48.427	6 - 1:36.174	11 - 1:36.016	16 - 1:36.261		
2 - 1:53.872	7 - 1:39.278	12 - 1:38.813			
3 - 1:38.853	8 - 1:39.551	13 - 1:34.343			
4 - 1:35.179	9 - 1:37.569	14 - 1:36.704			
5 - 1:37.487	10 - 1:37.209	15 - 1:34.599			

Weather/Track: Bright/Dry

www.mstworld.com

Page 6 of 7

Donington Park
Circuit Length = 1.9573 miles.
Start: 11:59 End: 12:24

Printed - 12:28 Sunday, 20 March 2011

HSCC Guards Trophy supported by Dunlop Tyres

QUALIFYING LAP ANALYSIS - RACE 8 - Donington Park - 20 March 2011

(contd.)

98	Bentley	MG B			
1 - 9:58.218	6 - 1:32.513	11 - 1:33.055	16 - 1:34.419		
2 - 1:44.943	7 - 1:32.059	12 - 1:31.891	17 - 1:30.850		
3 - 1:34.535	8 - 1:30.982	13 - 1:30.183			
4 - 1:33.740	9 - 1:32.443	14 - 1:32.963			
5 - 1:35.622	10 - 1:31.393	15 - 1:31.906			

Weather/Track: Bright/Dry

www.mstworld.com

Page 7 of 7

Donington Park
Circuit Length = 1.9573 miles.
Start: 11:59 End: 12:24

Printed - 12:28 Sunday, 20 March 2011

HSCC Guards Trophy supported by Dunlop Tyres

GRID FOR RACE 8 - Donington Park - 20 March 2011

ROW
18
ROW
17
ROW
16
ROW
15
ROW
14
ROW
13
ROW
12
ROW
11
ROW
10
ROW
9
ROW
8
ROW
7
ROW
6
ROW
5
ROW
4
ROW
3
ROW
2
ROW
1

59	King	37	Naish
69	St Clair Tisdall/Shears	16	Betts
20	Mills/Loader	9	Edney
94	Sleep	88	Somerville
98	Bentley	27	Hoble
57	Beresford	64	Richardson
12	Wetherell/Campbell	66	Barnes
22	Smith	17	Ricketts
30	Bussey	10	Halliday
47	Scragg	52	Daws/Ball
18	Yarwood	25	Hibberd/Hibberd
72	Colman	39	Taylor
65	Thompson	41	Casey
5	Ames	75	Voyazides
2	Tizzard/Tizzard	46	Whitaker
54	Shaw	6	Thompson/McClurg
31	Lovett	3	Hodges
49	Schryver/Schryver	42	Fleming

POLE

1st RESERVE Car 36
Weather/Track: Bright/Dry

Donington Park
Circuit Length = 1.9573 miles.
Start: 11:59 End: 12:24

Clerk of the Course:

Timekeeper:

HSCC 70s Roadsports

RACE 1 - CLASSIFICATION - Donington Park - 20 March 2011

POS	NO	CL	DRIVER	NAT	CAR	TIME	LAPS	GAP	MPH	BEST
1	19	A	Richard PLANT		Morgan Plus 8	21:20.446	15		82.45	1:23.900
2	44	C	Alan HARPER		Lotus Elan S4	21:23.527	15	3.081	82.26	1:24.330
3	9	B	Julian BARTER		TVR 3000M	21:24.571	15	4.125	82.19	1:23.873
4	41	C	Howard BENTHAM		Lotus Elan	21:35.134	15	14.688	81.52	1:24.919
5	2	A	Adam BAGNALL		Jaguar E-Type	21:41.631	15	21.185	81.11	1:24.835
6	31	B	Mark BENNETT		Renault Alpine A310	22:12.248	15	51.802	79.25	1:25.992
7	29	A	Phil BRIGGS		Porsche 928	22:24.490	15	1:04.044	78.53	1:26.234
8	27	C	Hugh POWELL		Lotus Seven	22:39.074	15	1:18.628	77.68	1:28.970
9	58	D2	Robert BARTER		Jensen Healey	22:50.938	15	1:30.492	77.01	1:29.296
10	22	A	Cieran BREWER		Porsche 928	21:21.706	14	1 LAP	76.87	1:29.406
11	42	C	Ross BRAITHWAITE		Lotus Europa	21:28.439	14	1 LAP	76.47	1:28.627
12	26	B	Paul STAFFORD		Datsun 240Z	21:30.284	14	1 LAP	76.36	1:28.865
13	77	D1	John THOMASON		Triumph GT6 MkIII	21:41.053	14	1 LAP	75.73	1:30.615
14	68	D2	Jon WAGSTAFF		Alfa Romeo GTV 2000	21:46.559	14	1 LAP	75.41	1:31.263
15	82	D1	Alex CHILDS		Alfa Romeo GT Junior	21:50.010	14	1 LAP	75.21	1:31.253
16	98	D2	Bob TROTTER		Jensen Healey	21:55.062	14	1 LAP	74.92	1:29.286
17	81	D2	John DOBSON		Alfa Romeo 2000GTV	22:19.692	14	1 LAP	73.55	1:32.737
18	12	B	Ashley ST JOHN-HART		Triumph Stag	22:21.737	14	1 LAP	73.43	1:32.304
19	4	D1	Ken RORRISON		Lancia Fulvia	22:45.359	14	1 LAP	72.16	1:35.165
20	34	D2	Justin WILSON		Alfa Romeo Bertone	22:48.781	14	1 LAP	71.98	1:35.710
21	16	B	Alan HERSEY		Reliant Scimitar 5a	22:41.425	13	2 LAPS	67.20	1:42.696
22	11	E	Charles ARAM		Lancia Fulvia Sport	22:23.464	12	3 LAPS	62.85	1:48.874

NOT CLASSIFIED

57	D2	Mark OLDFIELD	Lancia Monte Carlo	9:49.094	6	D.N.F.	71.57	1:33.362
1	B	Peter SHAW	TVR Tuscan		0	D.N.F.	N/A	

FASTEST LAP

9	B	Julian BARTER	TVR 3000M	1:23.873	11	84.01mph	135.20kph
19	A	Richard PLANT	Morgan Plus 8	1:23.900	7	83.98mph	135.15kph
44	C	Alan HARPER	Lotus Elan S4	1:24.330	11	83.55mph	134.47kph
98	D2	Bob TROTTER	Jensen Healey	1:29.286	5	78.91mph	127.00kph
77	D1	John THOMASON	Triumph GT6 MkIII	1:30.615	12	77.76mph	125.14kph
11	E	Charles ARAM	Lancia Fulvia Sport	1:48.874	8	64.72mph	104.15kph

Weather/Track: Cloud/Dry

Donington Park
Circuit Length = 1.9573 miles.
Start: 13:06 End: 13:27

Clerk of the Course:		Timekeeper:
----------------------	--	-------------

HSCC 70s Roadsports

RACE 1 - LAP ANALYSIS - Donington Park - 20 March 2011

1	Peter SHAW	TVR Tuscan	
2	Adam BAGNALL	Jaguar E-Type	
1 -	1:31.059	6 - 1:25.549	11 - 1:25.726
2 -	1:26.088	7 - 1:24.835	12 - 1:26.630
3 -	1:26.618	8 - 1:24.921	13 - 1:26.914
4 -	1:25.290	9 - 1:26.088	14 - 1:31.001
5 -	1:25.979	10 - 1:26.260	15 - 1:28.673
4	Ken RORRISON	Lancia Fulvia	
1 -	1:49.104	6 - 1:36.183	11 - 1:36.415
2 -	1:37.140	7 - 1:37.653	12 - 1:37.473
3 -	1:36.920	8 - 1:38.256	13 - 1:35.516
4 -	1:35.920	9 - 1:37.407	14 - 1:35.165
5 -	1:35.574	10 - 1:36.633	
9	Julian BARTER	TVR 3000M	
1 -	1:31.948	6 - 1:24.828	11 - 1:23.873
2 -	1:25.595	7 - 1:24.352	12 - 1:25.104
3 -	1:25.568	8 - 1:25.005	13 - 1:27.377
4 -	1:24.583	9 - 1:25.282	14 - 1:25.605
5 -	1:24.631	10 - 1:24.624	15 - 1:26.196
11	Charles ARAM	Lancia Fulvia Sport	
1 -	2:05.571	6 - 1:50.273	11 - 1:50.290
2 -	1:52.686	7 - 1:52.794	12 - 1:49.745
3 -	1:49.871	8 - 1:48.874	
4 -	1:50.316	9 - 1:50.354	
5 -	1:52.540	10 - 1:50.150	
12	Ashley ST JOHN-HART	Triumph Stag	
1 -	1:44.012	6 - 1:36.819	11 - 1:33.182
2 -	1:34.610	7 - 1:35.289	12 - 1:32.798
3 -	1:39.904	8 - 1:32.587	13 - 1:39.481
4 -	1:33.757	9 - 1:34.719	14 - 1:38.898
5 -	1:33.377	10 - 1:32.304	

Weather/Track: Cloud/Dry

www.mstworld.com

Page 1 of 4

Donington Park
Circuit Length = 1.9573 miles.
Start: 13:06 End: 13:27

Printed - 13:30 Sunday, 20 March 2011

HSCC 70s Roadsports

RACE 1 - LAP ANALYSIS - Donington Park - 20 March 2011

(contd.)

16	Alan HERSEY	Reliant Scimitar 5a
1 - 1:53.289	6 - 1:43.312	11 - 1:42.696
2 - 1:45.076	7 - 1:43.672	12 - 1:44.455
3 - 1:45.177	8 - 1:44.181	13 - 1:43.926
4 - 1:44.474	9 - 1:43.987	
5 - 1:44.253	10 - 1:42.927	
19	Richard PLANT	Morgan Plus 8
1 - 1:30.435	6 - 1:24.750	11 - 1:23.959
2 - 1:26.497	7 - 1:23.900	12 - 1:25.304
3 - 1:25.343	8 - 1:24.743	13 - 1:25.564
4 - 1:25.090	9 - 1:24.416	14 - 1:24.843
5 - 1:26.341	10 - 1:24.430	15 - 1:24.831
22	Cieran BREWER	Porsche 928
1 - 1:40.260	6 - 1:30.478	11 - 1:30.910
2 - 1:33.592	7 - 1:29.665	12 - 1:30.419
3 - 1:33.040	8 - 1:32.634	13 - 1:29.406
4 - 1:30.295	9 - 1:29.857	14 - 1:30.720
5 - 1:30.631	10 - 1:29.799	
26	Paul STAFFORD	Datsun 240Z
1 - 1:41.449	6 - 1:32.773	11 - 1:28.865
2 - 1:32.709	7 - 1:30.513	12 - 1:29.505
3 - 1:32.384	8 - 1:32.052	13 - 1:30.573
4 - 1:36.691	9 - 1:29.759	14 - 1:29.463
5 - 1:34.029	10 - 1:29.519	
27	Hugh POWELL	Lotus Seven
1 - 1:34.713	6 - 1:29.688	11 - 1:30.709
2 - 1:29.648	7 - 1:30.126	12 - 1:29.553
3 - 1:31.420	8 - 1:30.609	13 - 1:31.053
4 - 1:29.761	9 - 1:29.757	14 - 1:31.250
5 - 1:32.461	10 - 1:29.356	15 - 1:28.970
29	Phil BRIGGS	Porsche 928
1 - 1:49.707	6 - 1:27.716	11 - 1:27.135
2 - 1:30.002	7 - 1:28.771	12 - 1:27.372
3 - 1:29.146	8 - 1:28.248	13 - 1:28.985
4 - 1:29.656	9 - 1:26.234	14 - 1:29.623
5 - 1:28.099	10 - 1:26.440	15 - 1:27.356

Weather/Track: Cloud/Dry

www.mstworld.com

Page 2 of 4

Donington Park
Circuit Length = 1.9573 miles.
Start: 13:06 End: 13:27

Printed - 13:30 Sunday, 20 March 2011

HSCC 70s Roadsports

RACE 1 - LAP ANALYSIS - Donington Park - 20 March 2011

(contd.)

31	Mark BENNETT	Renault Alpine A310
1 - 1:33.658	6 - 1:28.122	11 - 1:29.357
2 - 1:25.992	7 - 1:27.571	12 - 1:29.817
3 - 1:26.606	8 - 1:28.184	13 - 1:29.423
4 - 1:26.732	9 - 1:28.697	14 - 1:29.872
5 - 1:27.630	10 - 1:29.736	15 - 1:30.851
34	Justin WILSON	Alfa Romeo Bertone
1 - 1:47.846	6 - 1:36.232	11 - 1:36.529
2 - 1:36.627	7 - 1:37.873	12 - 1:38.810
3 - 1:37.569	8 - 1:37.911	13 - 1:36.522
4 - 1:36.058	9 - 1:37.922	14 - 1:36.865
5 - 1:35.710	10 - 1:36.307	
41	Howard BENTHAM	Lotus Elan
1 - 1:32.896	6 - 1:25.905	11 - 1:25.262
2 - 1:25.654	7 - 1:25.242	12 - 1:27.642
3 - 1:26.309	8 - 1:24.919	13 - 1:26.376
4 - 1:25.068	9 - 1:25.854	14 - 1:26.411
5 - 1:25.839	10 - 1:26.208	15 - 1:25.549
42	Ross BRAITHWAITE	Lotus Europa
1 - 1:41.672	6 - 1:37.119	11 - 1:29.576
2 - 1:32.429	7 - 1:31.288	12 - 1:30.359
3 - 1:33.213	8 - 1:30.140	13 - 1:29.988
4 - 1:30.417	9 - 1:31.572	14 - 1:31.509
5 - 1:30.530	10 - 1:28.627	
44	Alan HARPER	Lotus Elan S4
1 - 1:30.296	6 - 1:25.474	11 - 1:24.330
2 - 1:26.115	7 - 1:24.337	12 - 1:25.486
3 - 1:25.318	8 - 1:24.535	13 - 1:25.478
4 - 1:26.395	9 - 1:24.478	14 - 1:25.515
5 - 1:25.908	10 - 1:24.534	15 - 1:25.328
57	Mark OLDFIELD	Lancia Monte Carlo
1 - 1:46.263	6 - 1:46.503P	
2 - 1:33.626		
3 - 1:34.314		
4 - 1:33.362		
5 - 1:35.026		

Weather/Track: Cloud/Dry

www.mstworld.com

Page 3 of 4

Donington Park
Circuit Length = 1.9573 miles.
Start: 13:06 End: 13:27

Printed - 13:30 Sunday, 20 March 2011

HSCC 70s Roadsports

RACE 1 - LAP ANALYSIS - Donington Park - 20 March 2011

(contd.)

58	Robert BARTER	Jensen Healey
1 - 1:37.443	6 - 1:38.345	11 - 1:29.983
2 - 1:30.638	7 - 1:30.157	12 - 1:29.704
3 - 1:30.346	8 - 1:32.559	13 - 1:29.870
4 - 1:30.418	9 - 1:29.857	14 - 1:29.296
5 - 1:30.027	10 - 1:29.925	15 - 1:32.370
68	Jon WAGSTAFF	Alfa Romeo GTV 2000
1 - 1:43.142	6 - 1:34.748	11 - 1:32.226
2 - 1:32.476	7 - 1:32.063	12 - 1:31.347
3 - 1:32.675	8 - 1:33.407	13 - 1:34.180
4 - 1:32.946	9 - 1:32.278	14 - 1:31.640
5 - 1:32.168	10 - 1:31.263	
77	John THOMASON	Triumph GT6 MkIII
1 - 1:44.696	6 - 1:33.526	11 - 1:31.888
2 - 1:33.191	7 - 1:31.712	12 - 1:30.615
3 - 1:32.774	8 - 1:33.704	13 - 1:31.301
4 - 1:31.221	9 - 1:32.174	14 - 1:31.042
5 - 1:32.148	10 - 1:31.061	
81	John DOBSON	Alfa Romeo 2000GTV
1 - 1:46.989	6 - 1:36.687	11 - 1:33.326
2 - 1:36.604	7 - 1:34.298	12 - 1:36.417
3 - 1:36.017	8 - 1:33.304	13 - 1:35.293
4 - 1:34.097	9 - 1:35.024	14 - 1:35.462
5 - 1:33.437	10 - 1:32.737	
82	Alex CHILDS	Alfa Romeo GT Junior
1 - 1:43.470	6 - 1:32.718	11 - 1:32.910
2 - 1:32.305	7 - 1:32.587	12 - 1:32.913
3 - 1:32.913	8 - 1:33.118	13 - 1:31.253
4 - 1:33.090	9 - 1:31.946	14 - 1:34.560
5 - 1:33.869	10 - 1:32.358	
98	Bob TROTTER	Jensen Healey
1 - 1:40.747	6 - 1:30.245	11 - 1:39.603
2 - 1:31.777	7 - 1:34.539	12 - 1:36.103
3 - 1:30.030	8 - 1:35.555	13 - 1:32.169
4 - 1:29.967	9 - 1:38.335	14 - 1:31.569
5 - 1:29.286	10 - 1:35.137	

Weather/Track: Cloud/Dry

www.mstworld.com

Page 4 of 4

Donington Park
Circuit Length = 1.9573 miles.
Start: 13:06 End: 13:27

Printed - 13:30 Sunday, 20 March 2011

HSCC 70s Roadsports

RACE 1 - LAP CHART - Donington Park - 20 March 2011

Lap 1			Lap 2			Lap 3			Lap 4			Lap 5		
No	Behind	Laptime	No	Behind	Laptime	No	Behind	Laptime	No	Behind	Laptime	No	Behind	Laptime
44		1:30.296	44		1:26.115	44		1:25.318	19		1:25.090	9		1:24.631
19	0.139	1:30.435	19	0.521	1:26.497	19	0.546	1:25.343	9	0.329	1:24.583	19	1.381	1:26.341
2	0.763	1:31.059	2	0.736	1:26.088	9	1.382	1:25.568	44	0.759	1:26.395	44	1.707	1:25.908
9	1.652	1:31.948	9	1.132	1:25.595	2	2.036	1:26.618	11	1 LAP	1:49.871	2	2.709	1:25.979
41	2.600	1:32.896	41	2.139	1:25.654	41	3.130	1:26.309	2	1.690	1:25.290	41	3.441	1:25.839
31	3.362	1:33.658	31	3.239	1:25.992	31	4.527	1:26.606	41	2.562	1:25.068	31	8.293	1:27.630
27	4.417	1:34.713	27	7.950	1:29.648	27	14.052	1:31.420	31	5.623	1:26.732	27	25.678	1:32.461
58	7.147	1:37.443	58	11.670	1:30.638	58	16.698	1:30.346	27	18.177	1:29.761	11	1 LAP	1:50.316
22	9.964	1:40.260	98	16.113	1:31.777	98	20.825	1:30.030	58	21.480	1:30.418	58	26.547	1:30.027
98	10.451	1:40.747	22	17.441	1:33.592	26	24.813	1:32.384	98	25.156	1:29.967	98	29.482	1:29.286
26	11.153	1:41.449	42	17.690	1:32.429	22	25.163	1:33.040	22	29.822	1:30.295	29	34.285	1:28.099
42	11.376	1:41.672	26	17.747	1:32.709	42	25.585	1:33.213	42	30.366	1:30.417	22	35.493	1:30.631
68	12.846	1:43.142	68	19.207	1:32.476	68	26.564	1:32.675	29	31.146	1:29.656	42	35.936	1:30.530
82	13.174	1:43.470	82	19.364	1:32.305	82	26.959	1:32.913	68	33.874	1:32.946	68	41.082	1:32.168
12	13.716	1:44.012	77	21.476	1:33.191	29	27.126	1:29.146	82	34.413	1:33.090	77	41.705	1:32.148
77	14.400	1:44.696	12	22.211	1:34.610	77	28.932	1:32.774	77	34.517	1:31.221	82	43.322	1:33.869
57	15.967	1:46.263	29	23.298	1:30.002	57	32.474	1:34.314	26	35.868	1:36.691	26	44.937	1:34.029
81	16.693	1:46.989	57	23.478	1:33.626	12	36.797	1:39.904	57	40.200	1:33.362	57	50.266	1:35.026
34	17.550	1:47.846	81	27.182	1:36.604	81	37.881	1:36.017	12	44.918	1:33.757	12	53.335	1:33.377
4	18.808	1:49.104	34	28.062	1:36.627	34	40.313	1:37.569	81	46.342	1:34.097	81	54.819	1:33.437
29	19.411	1:49.707	4	29.833	1:37.140	4	41.435	1:36.920	34	50.735	1:36.058	34	1:01.485	1:35.710
16	22.993	1:53.289	16	41.954	1:45.076	16	1:01.813	1:45.177	4	51.719	1:35.920	4	1:02.333	1:35.574
11	35.275	2:05.571	11	1:01.846	1:52.686				16	1:20.651	1:44.474			

Weather/Track: Cloud/Dry

www.mstworld.com

Page 1 of 3

Donington Park
Circuit Length = 1.9573 miles.
Start: 13:06 End: 13:27

Printed - 13:30 Sunday, 20 March 2011

HSCC 70s Roadsports

RACE 1 - LAP CHART - Donington Park - 20 March 2011

(contd.)

Lap 6			Lap 7			Lap 8			Lap 9			Lap 10		
No	Behind	Laptime	No	Behind	Laptime	No	Behind	Laptime	No	Behind	Laptime	No	Behind	Laptime
9		1:24.828	9		1:24.352	9		1:25.005	19		1:24.416	19		1:24.430
19	1.303	1:24.750	19	0.851	1:23.900	19	0.589	1:24.743	9	0.277	1:25.282	9	0.471	1:24.624
44	2.353	1:25.474	44	2.338	1:24.337	34	1 LAP	1:37.873	44	1.341	1:24.478	44	1.445	1:24.534
2	3.430	1:25.549	2	3.913	1:24.835	44	1.868	1:24.535	2	4.912	1:26.088	2	6.742	1:26.260
41	4.518	1:25.905	41	5.408	1:25.242	4	1 LAP	1:37.653	41	6.171	1:25.854	41	7.949	1:26.208
31	11.587	1:28.122	31	14.806	1:27.571	2	3.829	1:24.921	34	1 LAP	1:37.911	12	1 LAP	1:34.719
16	1 LAP	1:44.253	16	1 LAP	1:43.312	41	5.322	1:24.919	4	1 LAP	1:38.256	81	1 LAP	1:35.024
27	30.538	1:29.688	27	36.312	1:30.126	31	17.985	1:28.184	31	21.677	1:28.697	31	26.983	1:29.736
98	34.899	1:30.245	29	41.592	1:28.771	27	41.916	1:30.609	11	2 LAPS	1:52.794	34	1 LAP	1:37.922
29	37.173	1:27.716	98	45.086	1:34.539	29	44.835	1:28.248	29	46.064	1:26.234	4	1 LAP	1:37.407
58	40.064	1:38.345	58	45.869	1:30.157	16	1 LAP	1:43.672	27	46.668	1:29.757	11	2 LAPS	1:48.874
22	41.143	1:30.478	22	46.456	1:29.665	58	53.423	1:32.559	58	58.275	1:29.857	29	48.074	1:26.440
42	48.227	1:37.119	42	55.163	1:31.288	22	54.085	1:32.634	22	58.937	1:29.857	27	51.594	1:29.356
77	50.403	1:33.526	77	57.763	1:31.712	98	55.636	1:35.555	42	1:06.865	1:31.572	58	1:03.770	1:29.925
68	51.002	1:34.748	68	58.713	1:32.063	42	1:00.298	1:30.140	98	1:08.966	1:38.335	22	1:04.306	1:29.799
82	51.212	1:32.718	26	59.043	1:30.513	26	1:06.090	1:32.052	26	1:10.844	1:29.759	42	1:11.062	1:28.627
26	52.882	1:32.773	82	59.447	1:32.587	77	1:06.462	1:33.704	16	1 LAP	1:44.181	26	1:15.933	1:29.519
11	1 LAP	1:52.540	12	1:16.263	1:35.289	68	1:07.115	1:33.407	77	1:13.631	1:32.174	98	1:19.673	1:35.137
12	1:05.326	1:36.819	81	1:16.624	1:34.298	82	1:07.560	1:33.118	68	1:14.388	1:32.278	77	1:20.262	1:31.061
81	1:06.678	1:36.687	11	1 LAP	1:50.273	12	1:23.845	1:32.587	82	1:14.501	1:31.946	68	1:21.221	1:31.263
57	1:11.941	1:46.503P				81	1:24.923	1:33.304				82	1:22.429	1:32.358
34	1:12.889	1:36.232												
4	1:13.688	1:36.183												

Weather/Track: Cloud/Dry

www.mstworld.com

Page 2 of 3

Donington Park
Circuit Length = 1.9573 miles.
Start: 13:06 End: 13:27

Printed - 13:30 Sunday, 20 March 2011

HSCC 70s Roadsports

RACE 1 - LAP CHART - Donington Park - 20 March 2011

(contd.)

Lap 11			Lap 12			Lap 13			Lap 14			Lap 15		
No	Behind	Laptime	No	Behind	Laptime	No	Behind	Laptime	No	Behind	Laptime	No	Behind	Laptime
19		1:23.959	19		1:25.304	19		1:25.564	19		1:24.843	19		1:24.831
9	0.385	1:23.873	9	0.185	1:25.104	44	1.912	1:25.478	42	1 LAP	1:29.988	22	1 LAP	1:30.720
44	1.816	1:24.330	44	1.998	1:25.486	9	1.998	1:27.377	44	2.584	1:25.515	44	3.081	1:25.328
16	2 LAPS	1:43.987	77	1 LAP	1:31.888	77	1 LAP	1:30.615	9	2.760	1:25.605	9	4.125	1:26.196
2	8.509	1:25.726	68	1 LAP	1:32.226	68	1 LAP	1:31.347	26	1 LAP	1:30.573	42	1 LAP	1:31.509
41	9.252	1:25.262	82	1 LAP	1:32.910	2	11.185	1:26.914	41	13.970	1:26.411	26	1 LAP	1:29.463
12	1 LAP	1:32.304	2	9.835	1:26.630	41	12.402	1:26.376	77	1 LAP	1:31.301	41	14.688	1:25.549
81	1 LAP	1:32.737	98	1 LAP	1:39.603	11	3 LAPS	1:50.150	2	17.343	1:31.001	77	1 LAP	1:31.042
31	32.381	1:29.357	41	11.590	1:27.642	82	1 LAP	1:32.913	68	1 LAP	1:34.180	2	21.185	1:28.673
34	1 LAP	1:36.307	16	2 LAPS	1:42.927	98	1 LAP	1:36.103	82	1 LAP	1:31.253	68	1 LAP	1:31.640
4	1 LAP	1:36.633	12	1 LAP	1:33.182	12	1 LAP	1:32.798	98	1 LAP	1:32.169	82	1 LAP	1:34.560
29	51.250	1:27.135	81	1 LAP	1:33.326	81	1 LAP	1:36.417	11	3 LAPS	1:50.290	98	1 LAP	1:31.569
27	58.344	1:30.709	31	36.894	1:29.817	31	40.753	1:29.423	31	45.782	1:29.872	31	51.802	1:30.851
58	1:09.794	1:29.983	34	1 LAP	1:36.529	16	2 LAPS	1:42.696	12	1 LAP	1:39.481	81	1 LAP	1:35.462
22	1:11.257	1:30.910	4	1 LAP	1:36.415	29	56.739	1:28.985	81	1 LAP	1:35.293	12	1 LAP	1:38.898
11	2 LAPS	1:50.354	29	53.318	1:27.372	4	1 LAP	1:37.473	29	1:01.519	1:29.623	11	3 LAPS	1:49.745
42	1:16.679	1:29.576	27	1:02.593	1:29.553	34	1 LAP	1:38.810	16	2 LAPS	1:44.455	29	1:04.044	1:27.356
26	1:20.839	1:28.865	58	1:14.194	1:29.704	27	1:08.082	1:31.053	27	1:14.489	1:31.250	27	1:18.628	1:28.970
			22	1:16.372	1:30.419	58	1:18.500	1:29.870	4	1 LAP	1:35.516	16	2 LAPS	1:43.926
			42	1:21.734	1:30.359	22	1:20.214	1:29.406	34	1 LAP	1:36.522	4	1 LAP	1:35.165
			26	1:25.040	1:29.505				58	1:22.953	1:29.296	34	1 LAP	1:36.865
												58	1:30.492	1:32.370

Weather/Track: Cloud/Dry

www.mstworld.com

Page 3 of 3

Donington Park
Circuit Length = 1.9573 miles.
Start: 13:06 End: 13:27

Printed - 13:30 Sunday, 20 March 2011

HSCC Grandstand Motorsport Historic Formula Ford in Association with Avon Tyres

RACE 2 - CLASSIFICATION - Donington Park - 20 March 2011

POS	NO	CL	DRIVER	NAT	CAR	TIME	LAPS	GAP	MPH	BEST
1	32		Jamie BRASHAW		Merlyn MK11A	21:03.391	16		89.14	1:17.733
2	62		Ian ASHLEY		Lola T200	21:05.060	16	1.669	89.03	1:17.617
3	57		David WILD		Lola T200	21:06.642	16	3.251	88.91	1:18.027
4	6		Stuart BAIRD		Merlyn MK11A	21:20.144	16	16.753	87.98	1:18.370
5	7		Derek RODGERS		Merlyn MK11A	21:20.241	16	16.850	87.97	1:18.302
6	16		Simon TOYNE		Lola T200	21:21.221	16	17.830	87.90	1:18.394
7	72		Alistair LITTLEWOOD		Merlyn Mk20A	21:38.672	16	35.281	86.72	1:19.570
8	21		Benjamin MITCHELL		Merlyn Mk20	21:39.426	16	36.035	86.67	1:18.343
9	19		Stephen KING		Macon MR8	21:44.177	16	40.786	86.36	1:19.443
10	67		Paul MCMORRAN		Crossle 20F	21:47.202	16	43.811	86.16	1:19.804
11	8		Andrew MANSELL		Merlyn Mk11A	21:57.497	16	54.106	85.48	1:20.321
12	86		Alan FAIRBROTHER		Merlyn Mk20	22:20.442	16	1:17.051	84.02	1:21.797
13	61		Harvey SYKES		Merlyn Mk17	22:24.561	16	1:21.170	83.76	1:22.180
14	25		Philip WALKER		Crossle 16F	21:05.803	15	1 LAP	83.41	1:21.247
15	28		Michael WALES		Merlyn Mk20	21:06.520	15	1 LAP	83.36	1:21.479
16	27		Dick DIXON		Lotus 61	21:10.966	15	1 LAP	83.07	1:21.106
17	55		Roger ARNOLD		Merlyn MK20	21:21.246	15	1 LAP	82.40	1:23.621
18	91	N	John CROWELL		Elden Mk8	21:25.676	15	1 LAP	82.12	1:22.450
19	51		Albert CLEMENTS		Lotus 51	21:42.784	15	1 LAP	81.04	1:24.157
20	35		Kevin GOATER		Macon MR8	21:44.250	15	1 LAP	80.95	1:23.605
21	87		Paul STRINGER		Lotus 51	22:24.455	15	1 LAP	78.53	1:27.278
22	33		Roger WAITE		Lola T200	21:06.068	14	2 LAPS	77.82	1:22.237
23	92	N	Nicholas BALL		Merlyn MK20	21:12.190	14	2 LAPS	77.45	1:24.750

NOT CLASSIFIED

60			Derek BUCKTON		Elden MK8	19:03.099	14	D.N.F.	86.20	1:19.825
17			Brian MORRIS		Macon MR7	19:25.870	14	D.N.F.	84.51	1:21.053
15			Gareth PAUL		Merlyn Mk17A	14:24.234	10	D.N.F.	81.40	1:22.527
5			Benn SIMMS		Alexis Mk14		0	D.N.F.	N/A	
47			Louis HANJOUL		Ford Eldon Mk8		0	D.N.F.	N/A	

FASTEST LAP

62			Ian ASHLEY		Lola T200	1:17.617	7	90.78mph	146.10kph	
91	N		John CROWELL		Elden Mk8	1:22.450	13	85.46mph	137.53kph	

Weather/Track: Cloud/Dry

Donington Park
Circuit Length = 1.9573 miles.
Start: 13:39 End: 14:00

Clerk of the Course:		Timekeeper:
----------------------	--	-------------

HSCC Grandstand Motorsport Historic Formula Ford in Association with Avon Tyres

RACE 2 - LAP ANALYSIS - Donington Park - 20 March 2011

5	Benn SIMMS	Alexis Mk14			
6	Stuart BAIRD	Merlyn MK11A			
1 -	1:26.208	6 -	1:19.877	11 -	1:19.512
2 -	1:23.075	7 -	1:19.646	12 -	1:19.378
3 -	1:19.867	8 -	1:19.887	13 -	1:18.983
4 -	1:18.852	9 -	1:20.082	14 -	1:18.370
5 -	1:19.066	10 -	1:19.510	15 -	1:18.737
7	Derek RODGERS	Merlyn MK11A			
1 -	1:26.554	6 -	1:19.856	11 -	1:19.583
2 -	1:21.304	7 -	1:19.559	12 -	1:19.758
3 -	1:19.800	8 -	1:20.015	13 -	1:19.539
4 -	1:19.268	9 -	1:19.851	14 -	1:18.784
5 -	1:20.013	10 -	1:19.415	15 -	1:18.640
8	Andrew MANSELL	Merlyn Mk11A			
1 -	1:31.143	6 -	1:22.371	11 -	1:20.998
2 -	1:23.382	7 -	1:21.198	12 -	1:21.558
3 -	1:22.294	8 -	1:22.501	13 -	1:21.437
4 -	1:21.768	9 -	1:20.321	14 -	1:21.377
5 -	1:22.028	10 -	1:22.184	15 -	1:21.965
15	Gareth PAUL	Merlyn Mk17A			
1 -	1:35.793	6 -	1:22.838		
2 -	1:26.140	7 -	1:23.802		
3 -	1:25.720	8 -	1:23.294		
4 -	1:23.180	9 -	1:23.568		
5 -	1:22.527	10 -	1:37.372P		
16	Simon TOYNE	Lola T200			
1 -	1:26.910	6 -	1:20.009	11 -	1:19.843
2 -	1:22.282	7 -	1:20.354	12 -	1:19.510
3 -	1:18.927	8 -	1:19.829	13 -	1:19.343
4 -	1:19.318	9 -	1:19.922	14 -	1:19.532
5 -	1:19.206	10 -	1:19.215	15 -	1:18.627

Weather/Track: Cloud/Dry

www.mstworld.com

Page 1 of 5

Donington Park
Circuit Length = 1.9573 miles.
Start: 13:39 End: 14:00

Printed - 14:03 Sunday, 20 March 2011

HSCC Grandstand Motorsport Historic Formula Ford in Association with Avon Tyres

RACE 2 - LAP ANALYSIS - Donington Park - 20 March 2011

(contd.)

17	Brian MORRIS	Macon MR7		
1 - 1:30.696	6 - 1:22.289	11 - 1:22.947		
2 - 1:23.065	7 - 1:23.702	12 - 1:21.053		
3 - 1:22.403	8 - 1:25.516	13 - 1:22.385		
4 - 1:22.266	9 - 1:22.994	14 - 1:21.962		
5 - 1:22.019	10 - 1:22.573			
19	Stephen KING	Macon MR8		
1 - 1:28.090	6 - 1:21.441	11 - 1:21.268	16 - 1:20.577	
2 - 1:21.585	7 - 1:21.634	12 - 1:20.573		
3 - 1:21.040	8 - 1:20.924	13 - 1:23.719		
4 - 1:20.160	9 - 1:20.680	14 - 1:19.562		
5 - 1:22.183	10 - 1:21.298	15 - 1:19.443		
21	Benjamin MITCHELL	Merlyn Mk20		
1 - 1:26.470	6 - 1:19.919	11 - 1:18.578	16 - 1:18.877	
2 - 1:21.827	7 - 1:40.281	12 - 1:18.343		
3 - 1:19.565	8 - 1:19.584	13 - 1:20.170		
4 - 1:20.417	9 - 1:19.253	14 - 1:19.437		
5 - 1:18.946	10 - 1:18.827	15 - 1:18.932		
25	Philip WALKER	Crossle 16F		
1 - 1:31.656	6 - 1:22.348	11 - 1:21.935		
2 - 1:24.171	7 - 1:23.093	12 - 1:21.247		
3 - 1:23.458	8 - 1:24.052	13 - 1:36.479		
4 - 1:21.756	9 - 1:22.404	14 - 1:24.059		
5 - 1:22.650	10 - 1:22.207	15 - 1:24.288		
27	Dick DIXON	Lotus 61		
1 - 1:30.847	6 - 1:21.106	11 - 1:22.501		
2 - 1:24.057	7 - 1:22.418	12 - 1:22.154		
3 - 1:22.626	8 - 1:47.223	13 - 1:21.717		
4 - 1:22.799	9 - 1:23.222	14 - 1:22.502		
5 - 1:22.285	10 - 1:22.767	15 - 1:22.742		
28	Michael WALES	Merlyn Mk20		
1 - 1:33.993	6 - 1:23.426	11 - 1:21.479		
2 - 1:26.198	7 - 1:23.488	12 - 1:22.816		
3 - 1:25.366	8 - 1:23.172	13 - 1:26.744		
4 - 1:24.224	9 - 1:23.333	14 - 1:21.502		
5 - 1:23.917	10 - 1:22.324	15 - 1:24.538		

Weather/Track: Cloud/Dry

www.mstworld.com

Page 2 of 5

Donington Park
Circuit Length = 1.9573 miles.
Start: 13:39 End: 14:00

Printed - 14:03 Sunday, 20 March 2011

HSCC Grandstand Motorsport Historic Formula Ford in Association with Avon Tyres

RACE 2 - LAP ANALYSIS - Donington Park - 20 March 2011

(contd.)

32	Jamie BRASHAW	Merlyn MK11A
1 - 1:25.442	6 - 1:18.124	11 - 1:18.633
2 - 1:19.534	7 - 1:18.152	12 - 1:18.317
3 - 1:18.917	8 - 1:17.823	13 - 1:17.916
4 - 1:18.250	9 - 1:18.019	14 - 1:18.346
5 - 1:17.733	10 - 1:17.858	15 - 1:19.375
16 - 1:20.952		
33	Roger WAITE	Lola T200
1 - 1:36.792	6 - 1:23.164	11 - 1:22.237
2 - 1:25.604	7 - 1:22.470	12 - 1:22.258
3 - 1:25.578	8 - 1:23.375	13 - 1:24.952
4 - 1:23.567	9 - 1:23.149	14 - 2:46.255
5 - 1:23.539	10 - 1:23.128	
35	Kevin GOATER	Macon MR8
1 - 1:39.061	6 - 1:26.028	11 - 1:24.804
2 - 1:27.380	7 - 1:25.767	12 - 1:25.510
3 - 1:27.370	8 - 1:26.971	13 - 1:23.605
4 - 1:27.015	9 - 1:26.477	14 - 1:25.230
5 - 1:26.739	10 - 1:27.450	15 - 1:24.843
47	Louis HANJOUL	Ford Eldon Mk8
51	Albert CLEMENTS	Lotus 51
1 - 1:37.784	6 - 1:26.074	11 - 1:25.190
2 - 1:27.722	7 - 1:26.585	12 - 1:24.724
3 - 1:27.995	8 - 1:26.746	13 - 1:24.157
4 - 1:26.769	9 - 1:27.395	14 - 1:24.707
5 - 1:26.824	10 - 1:25.574	15 - 1:24.538
55	Roger ARNOLD	Merlyn MK20
1 - 1:34.613	6 - 1:23.892	11 - 1:24.275
2 - 1:26.440	7 - 1:24.670	12 - 1:24.202
3 - 1:27.225	8 - 1:25.085	13 - 1:24.008
4 - 1:25.458	9 - 1:24.514	14 - 1:23.621
5 - 1:24.487	10 - 1:24.256	15 - 1:24.500

Weather/Track: Cloud/Dry

www.mstworld.com

Page 3 of 5

Donington Park
Circuit Length = 1.9573 miles.
Start: 13:39 End: 14:00

Printed - 14:03 Sunday, 20 March 2011

HSCC Grandstand Motorsport Historic Formula Ford in Association with Avon Tyres

RACE 2 - LAP ANALYSIS - Donington Park - 20 March 2011

(contd.)

57	David WILD	Lola T200					
1 -	1:25.801	6 -	1:18.367	11 -	1:18.523	16 -	1:19.181
2 -	1:20.304	7 -	1:18.312	12 -	1:19.025		
3 -	1:19.252	8 -	1:18.192	13 -	1:19.084		
4 -	1:18.147	9 -	1:19.008	14 -	1:18.386		
5 -	1:18.027	10 -	1:18.657	15 -	1:18.376		
60	Derek BUCKTON	Elden MK8					
1 -	1:30.473	6 -	1:21.462	11 -	1:21.315		
2 -	1:22.174	7 -	1:21.386	12 -	1:21.074		
3 -	1:20.593	8 -	1:19.825	13 -	1:21.412		
4 -	1:20.517	9 -	1:21.064	14 -	1:21.187		
5 -	1:19.832	10 -	1:20.785				
61	Harvey SYKES	Merlyn Mk17					
1 -	1:33.280	6 -	1:23.552	11 -	1:22.345	16 -	1:22.746
2 -	1:24.825	7 -	1:23.799	12 -	1:23.153		
3 -	1:24.429	8 -	1:23.506	13 -	1:24.049		
4 -	1:23.847	9 -	1:23.560	14 -	1:22.180		
5 -	1:23.342	10 -	1:23.356	15 -	1:22.592		
62	Ian ASHLEY	Lola T200					
1 -	1:25.610	6 -	1:19.062	11 -	1:18.176	16 -	1:19.221
2 -	1:20.007	7 -	1:17.617	12 -	1:19.681		
3 -	1:19.310	8 -	1:17.896	13 -	1:18.981		
4 -	1:17.775	9 -	1:17.711	14 -	1:18.511		
5 -	1:17.821	10 -	1:18.634	15 -	1:19.047		
67	Paul MCMORRAN	Crossle 20F					
1 -	1:28.652	6 -	1:21.344	11 -	1:21.404	16 -	1:24.153
2 -	1:22.927	7 -	1:21.312	12 -	1:20.549		
3 -	1:20.361	8 -	1:20.890	13 -	1:21.034		
4 -	1:19.804	9 -	1:21.360	14 -	1:21.004		
5 -	1:20.314	10 -	1:21.413	15 -	1:20.681		
72	Alistair LITTLEWOOD	Merlyn Mk20A					
1 -	1:28.514	6 -	1:20.066	11 -	1:20.267	16 -	1:19.848
2 -	1:21.352	7 -	1:20.694	12 -	1:24.153		
3 -	1:21.013	8 -	1:20.427	13 -	1:20.265		
4 -	1:20.254	9 -	1:19.916	14 -	1:19.570		
5 -	1:20.201	10 -	1:19.601	15 -	1:22.531		

Weather/Track: Cloud/Dry

www.mstworld.com

Page 4 of 5

Donington Park
Circuit Length = 1.9573 miles.
Start: 13:39 End: 14:00

Printed - 14:03 Sunday, 20 March 2011

HSCC Grandstand Motorsport Historic Formula Ford in Association with Avon Tyres
RACE 2 - LAP ANALYSIS - Donington Park - 20 March 2011
 (contd.)

86	Alan FAIRBROTHER	Merlyn Mk20		
1 - 1:32.708	6 - 1:22.250	11 - 1:23.129	16 - 1:25.451	
2 - 1:24.707	7 - 1:22.323	12 - 1:21.862		
3 - 1:23.364	8 - 1:22.980	13 - 1:22.368		
4 - 1:23.235	9 - 1:22.373	14 - 1:22.267		
5 - 1:22.749	10 - 1:21.797	15 - 1:26.879		
87	Paul STRINGER	Lotus 51		
1 - 1:40.162	6 - 1:28.171	11 - 1:28.015		
2 - 1:28.816	7 - 1:28.038	12 - 1:27.278		
3 - 1:28.704	8 - 1:29.663	13 - 1:27.874		
4 - 1:29.225	9 - 1:29.916	14 - 1:30.449		
5 - 1:28.756	10 - 1:31.408	15 - 1:27.980		
91	John CROWELL	Elden Mk8		
1 - 1:38.438	6 - 1:24.764	11 - 1:23.421		
2 - 1:27.137	7 - 1:24.929	12 - 1:22.944		
3 - 1:26.352	8 - 1:25.528	13 - 1:22.450		
4 - 1:25.976	9 - 1:25.191	14 - 1:24.941		
5 - 1:25.153	10 - 1:25.276	15 - 1:23.176		
92	Nicholas BALL	Merlyn MK20		
1 - 1:43.317	6 - 1:26.957	11 - 1:29.458		
2 - 1:32.478	7 - 1:40.249	12 - 1:28.365		
3 - 1:32.151	8 - 1:28.816	13 - 1:24.750		
4 - 1:30.438	9 - 1:29.078	14 - 1:26.728		
5 - 1:29.814	10 - 1:29.591			

Weather/Track: Cloud/Dry

www.mstworld.com

Page 5 of 5

Donington Park
 Circuit Length = 1.9573 miles.
 Start: 13:39 End: 14:00

Printed - 14:03 Sunday, 20 March 2011

HSCC Grandstand Motorsport Historic Formula Ford in Association with Avon Tyres

RACE 2 - LAP CHART - Donington Park - 20 March 2011

Lap 1			Lap 2			Lap 3			Lap 4			Lap 5		
No	Behind	Laptime	No	Behind	Laptime	No	Behind	Laptime	No	Behind	Laptime	No	Behind	Laptime
32		1:25.442	32		1:19.534	32		1:18.917	32		1:18.250	32		1:17.733
62	0.168	1:25.610	62	0.641	1:20.007	62	1.034	1:19.310	62	0.559	1:17.775	62	0.647	1:17.821
57	0.359	1:25.801	57	1.129	1:20.304	57	1.464	1:19.252	57	1.361	1:18.147	57	1.655	1:18.027
6	0.766	1:26.208	7	2.882	1:21.304	7	3.765	1:19.800	7	4.783	1:19.268	16	6.767	1:19.206
21	1.028	1:26.470	21	3.321	1:21.827	21	3.969	1:19.565	16	5.294	1:19.318	7	7.063	1:20.013
7	1.112	1:26.554	16	4.216	1:22.282	16	4.226	1:18.927	6	5.859	1:18.852	6	7.192	1:19.066
16	1.468	1:26.910	6	4.307	1:23.075	6	5.257	1:19.867	21	6.136	1:20.417	21	7.349	1:18.946
19	2.648	1:28.090	19	4.699	1:21.585	19	6.822	1:21.040	19	8.732	1:20.160	72	11.458	1:20.201
72	3.072	1:28.514	72	4.890	1:21.352	72	6.986	1:21.013	72	8.990	1:20.254	67	12.182	1:20.314
67	3.210	1:28.652	67	6.603	1:22.927	67	8.047	1:20.361	67	9.601	1:19.804	19	13.182	1:22.183
60	5.031	1:30.473	60	7.671	1:22.174	60	9.347	1:20.593	60	11.614	1:20.517	60	13.713	1:19.832
17	5.254	1:30.696	17	8.785	1:23.065	17	12.271	1:22.403	17	16.287	1:22.266	17	20.573	1:22.019
27	5.405	1:30.847	8	9.549	1:23.382	8	12.926	1:22.294	8	16.444	1:21.768	8	20.739	1:22.028
8	5.701	1:31.143	27	9.928	1:24.057	27	13.637	1:22.626	27	18.186	1:22.799	27	22.738	1:22.285
25	6.214	1:31.656	25	10.851	1:24.171	25	15.392	1:23.458	25	18.898	1:21.756	25	23.815	1:22.650
86	7.266	1:32.708	86	12.439	1:24.707	86	16.886	1:23.364	86	21.871	1:23.235	86	26.887	1:22.749
61	7.838	1:33.280	61	13.129	1:24.825	61	18.641	1:24.429	61	24.238	1:23.847	61	29.847	1:23.342
28	8.551	1:33.993	28	15.215	1:26.198	28	21.664	1:25.366	28	27.638	1:24.224	15	33.484	1:22.527
55	9.171	1:34.613	55	16.077	1:26.440	15	23.760	1:25.720	15	28.690	1:23.180	28	33.822	1:23.917
15	10.351	1:35.793	15	16.957	1:26.140	33	24.081	1:25.578	33	29.398	1:23.567	33	35.204	1:23.539
33	11.350	1:36.792	33	17.420	1:25.604	55	24.385	1:27.225	55	31.593	1:25.458	55	38.347	1:24.487
51	12.342	1:37.784	51	20.530	1:27.722	91	28.034	1:26.352	91	35.760	1:25.976	91	43.180	1:25.153
91	12.996	1:38.438	91	20.599	1:27.137	51	29.608	1:27.995	51	38.127	1:26.769	51	47.218	1:26.824
35	13.619	1:39.061	35	21.465	1:27.380	35	29.918	1:27.370	35	38.683	1:27.015	35	47.689	1:26.739
87	14.720	1:40.162	87	24.002	1:28.816	87	33.789	1:28.704	87	44.764	1:29.225	87	55.787	1:28.756
92	17.875	1:43.317	92	30.819	1:32.478	92	44.053	1:32.151	92	56.241	1:30.438	92	1:08.322	1:29.814

Weather/Track: Cloud/Dry

www.mstworld.com

Page 1 of 4

Donington Park
Circuit Length = 1.9573 miles.
Start: 13:39 End: 14:00

Printed - 14:02 Sunday, 20 March 2011

HSCC Grandstand Motorsport Historic Formula Ford in Association with Avon Tyres
RACE 2 - LAP CHART - Donington Park - 20 March 2011
 (contd.)

Lap 6			Lap 7			Lap 8			Lap 9			Lap 10		
No	Behind	Laptime	No	Behind	Laptime	No	Behind	Laptime	No	Behind	Laptime	No	Behind	Laptime
32		1:18.124	32		1:18.152	32		1:17.823	32		1:18.019	32		1:17.858
62	1.585	1:19.062	62	1.050	1:17.617	62	1.123	1:17.896	62	0.815	1:17.711	62	1.591	1:18.634
57	1.898	1:18.367	57	2.058	1:18.312	57	2.427	1:18.192	57	3.416	1:19.008	35	1 LAP	1:26.477
16	8.652	1:20.009	7	10.202	1:19.559	7	12.394	1:20.015	87	1 LAP	1:29.663	51	1 LAP	1:27.395
7	8.795	1:19.856	6	10.439	1:19.646	6	12.503	1:19.887	7	14.226	1:19.851	57	4.215	1:18.657
6	8.945	1:19.877	16	10.854	1:20.354	16	12.860	1:19.829	6	14.566	1:20.082	7	15.783	1:19.415
21	9.144	1:19.919	72	15.942	1:20.694	72	18.546	1:20.427	16	14.763	1:19.922	16	16.120	1:19.215
72	13.400	1:20.066	67	18.562	1:21.312	92	1 LAP	1:40.249	72	20.443	1:19.916	6	16.218	1:19.510
67	15.402	1:21.344	19	19.981	1:21.634	67	21.629	1:20.890	67	24.970	1:21.360	87	1 LAP	1:29.916
19	16.499	1:21.441	60	20.285	1:21.386	60	22.287	1:19.825	60	25.332	1:21.064	72	22.186	1:19.601
60	17.051	1:21.462	8	28.032	1:21.198	19	23.082	1:20.924	19	25.743	1:20.680	60	28.259	1:20.785
17	24.738	1:22.289	27	29.986	1:22.418	8	32.710	1:22.501	92	1 LAP	1:28.816	67	28.525	1:21.413
8	24.986	1:22.371	17	30.288	1:23.702	21	33.034	1:19.584	21	34.268	1:19.253	19	29.183	1:21.298
27	25.720	1:21.106	21	31.273	1:40.281	17	37.981	1:25.516	8	35.012	1:20.321	21	35.237	1:18.827
25	28.039	1:22.348	25	32.980	1:23.093	25	39.209	1:24.052	17	42.956	1:22.994	8	39.338	1:22.184
86	31.013	1:22.250	86	35.184	1:22.323	86	40.341	1:22.980	25	43.594	1:22.404	92	1 LAP	1:29.078
61	35.275	1:23.552	61	40.922	1:23.799	61	46.605	1:23.506	86	44.695	1:22.373	17	47.671	1:22.573
15	38.198	1:22.838	15	43.848	1:23.802	15	49.319	1:23.294	61	52.146	1:23.560	25	47.943	1:22.207
28	39.124	1:23.426	28	44.460	1:23.488	28	49.809	1:23.172	15	54.868	1:23.568	86	48.634	1:21.797
33	40.244	1:23.164	33	44.562	1:22.470	33	50.114	1:23.375	28	55.123	1:23.333	61	57.644	1:23.356
55	44.115	1:23.892	55	50.633	1:24.670	55	57.895	1:25.085	33	55.244	1:23.149	28	59.589	1:22.324
91	49.820	1:24.764	91	56.597	1:24.929	27	59.386	1:47.223	55	1:04.390	1:24.514	33	1:00.514	1:23.128
51	55.168	1:26.074	35	1:03.208	1:25.767	91	1:04.302	1:25.528	27	1:04.589	1:23.222	27	1:09.498	1:22.767
35	55.593	1:26.028	51	1:03.601	1:26.585	35	1:12.356	1:26.971	91	1:11.474	1:25.191	55	1:10.788	1:24.256
87	1:05.834	1:28.171	87	1:15.720	1:28.038	51	1:12.524	1:26.746				15	1:14.382	1:37.372P
92	1:17.155	1:26.957												

Weather/Track: Cloud/Dry

www.mstworld.com

Donington Park
 Circuit Length = 1.9573 miles.
 Start: 13:39 End: 14:00

HSCC Grandstand Motorsport Historic Formula Ford in Association with Avon Tyres
RACE 2 - LAP CHART - Donington Park - 20 March 2011
 (contd.)

Lap 11			Lap 12			Lap 13			Lap 14			Lap 15		
No	Behind	Laptime	No	Behind	Laptime	No	Behind	Laptime	No	Behind	Laptime	No	Behind	Laptime
32		1:18.633	32		1:18.317	32		1:17.916	32		1:18.346	32		1:19.375
91	1 LAP	1:25.276	62	2.498	1:19.681	62	3.563	1:18.981	27	1 LAP	1:21.717	92	2 LAPS	1:24.750
62	1.134	1:18.176	57	4.813	1:19.025	55	1 LAP	1:24.202	62	3.728	1:18.511	62	3.400	1:19.047
57	4.105	1:18.523	91	1 LAP	1:23.421	57	5.981	1:19.084	57	6.021	1:18.386	57	5.022	1:18.376
51	1 LAP	1:25.574	51	1 LAP	1:25.190	91	1 LAP	1:22.944	55	1 LAP	1:24.008	27	1 LAP	1:22.502
35	1 LAP	1:27.450	6	18.158	1:19.378	6	19.225	1:18.983	91	1 LAP	1:22.450	55	1 LAP	1:23.621
7	16.733	1:19.583	7	18.174	1:19.758	7	19.797	1:19.539	6	19.249	1:18.370	6	18.611	1:18.737
6	17.097	1:19.512	35	1 LAP	1:24.804	16	19.950	1:19.343	7	20.235	1:18.784	7	19.500	1:18.640
16	17.330	1:19.843	16	18.523	1:19.510	51	1 LAP	1:24.724	16	21.136	1:19.532	91	1 LAP	1:24.941
72	23.820	1:20.267	72	29.656	1:24.153	35	1 LAP	1:25.510	51	1 LAP	1:24.157	16	20.388	1:18.627
60	30.941	1:21.315	67	33.528	1:20.549	72	32.005	1:20.265	35	1 LAP	1:23.605	51	1 LAP	1:24.707
67	31.296	1:21.404	60	33.698	1:21.074	67	36.646	1:21.034	72	33.229	1:19.570	72	36.385	1:22.531
19	31.818	1:21.268	19	34.074	1:20.573	60	37.194	1:21.412	21	38.553	1:19.437	35	1 LAP	1:25.230
87	1 LAP	1:31.408	21	35.208	1:18.343	21	37.462	1:20.170	67	39.304	1:21.004	21	38.110	1:18.932
21	35.182	1:18.578	87	1 LAP	1:28.015	19	39.877	1:23.719	60	40.035	1:21.187	67	40.610	1:20.681
8	41.703	1:20.998	8	44.944	1:21.558	8	48.465	1:21.437	19	41.093	1:19.562	19	41.161	1:19.443
25	51.245	1:21.935	25	54.175	1:21.247	87	1 LAP	1:27.278	8	51.496	1:21.377	8	54.086	1:21.965
17	51.985	1:22.947	17	54.721	1:21.053	17	59.190	1:22.385	17	1:02.806	1:21.962	86	1:12.552	1:26.879
86	53.130	1:23.129	86	56.675	1:21.862	86	1:01.127	1:22.368	87	1 LAP	1:27.874	87	1 LAP	1:30.449
92	1 LAP	1:29.591	92	1 LAP	1:29.458	61	1:12.325	1:24.049	86	1:05.048	1:22.267	61	1:19.376	1:22.592
61	1:01.356	1:22.345	61	1:06.192	1:23.153	25	1:12.738	1:36.479	61	1:16.159	1:22.180			
28	1:02.435	1:21.479	28	1:06.934	1:22.816	33	1:15.095	1:24.952	25	1:18.451	1:24.059			
33	1:04.118	1:22.237	33	1:08.059	1:22.258	28	1:15.762	1:26.744	28	1:18.918	1:21.502			
27	1:13.366	1:22.501	27	1:17.203	1:22.154	92	1 LAP	1:28.365						
55	1:16.430	1:24.275												

Weather/Track: Cloud/Dry

www.mstworld.com

Page 3 of 4

Donington Park
 Circuit Length = 1.9573 miles.
 Start: 13:39 End: 14:00

Printed - 14:02 Sunday, 20 March 2011

HSCC Grandstand Motorsport Historic Formula Ford in Association with Avon Tyres
RACE 2 - LAP CHART - Donington Park - 20 March 2011
 (contd.)

Lap 16			Lap 17			Lap 18			Lap 19			Lap 20		
No	Behind	Laptime	No	Behind	Laptime	No	Behind	Laptime	No	Behind	Laptime	No	Behind	Laptime
32		1:20.952												
62	1.669	1:19.221												
25	1 LAP	1:24.288												
33	2 LAPS	2:46.255												
28	1 LAP	1:24.538												
57	3.251	1:19.181												
27	1 LAP	1:22.742												
92	2 LAPS	1:26.728												
6	16.753	1:19.094												
7	16.850	1:18.302												
16	17.830	1:18.394												
55	1 LAP	1:24.500												
91	1 LAP	1:23.176												
72	35.281	1:19.848												
21	36.035	1:18.877												
51	1 LAP	1:24.538												
19	40.786	1:20.577												
35	1 LAP	1:24.843												
67	43.811	1:24.153												
8	54.106	1:20.972												
86	1:17.051	1:25.451												
87	1 LAP	1:27.980												
61	1:21.170	1:22.746												

Weather/Track: Cloud/Dry

Donington Park
 Circuit Length = 1.9573 miles.
 Start: 13:39 End: 14:00

HSCC Historic Roadsports supported by Moss Europe Ltd.
RACE 3 - CLASSIFICATION - Donington Park - 20 March 2011

POS	NO	CL	DRIVER	NAT	CAR	TIME	LAPS	GAP	MPH	BEST
1	11	A	Matthew TRUELOVE		TVR Griffith	15:11.138	11		84.94	1:21.826
2	46	C	Paul TOOMS		Lotus Elan	15:14.194	11	3.056	84.66	1:22.360
3	7	A	Russell PATERSON		Morgan Plus 8	15:41.659	11	30.521	82.19	1:24.124
4	69	C	Andy SHEPHERD		Lotus Seven S2	15:53.226	11	42.088	81.19	1:25.015
5	3	A	Martin EDRIDGE		Ford Mustang	16:22.120	11	1:10.982	78.80	1:27.256
6	6	C	Larry KENNEDY		Lotus Elan S4	16:31.618	11	1:20.480	78.05	1:28.634
7	50	C	Rachel WATTS		Lotus Elan	16:32.622	11	1:21.484	77.97	1:28.554
8	12	G	Karl WETHERELL		Triumph TR4	16:35.396	11	1:24.258	77.75	1:27.777
9	87	C	Bill SMITH		Marcos 1600GT	15:15.953	10	1 LAP	76.80	1:29.732
10	17	A	Adam SIMMONDS		Ford Mustang	15:31.672	10	1 LAP	75.51	1:30.024
11	90	D	Robi BERNBERG		Porsche 911	15:36.456	10	1 LAP	75.12	1:29.518
12	30	C	Mark HALSTEAD		Lotus Elan S1	15:42.124	10	1 LAP	74.67	1:23.609
13	80	D	John SHAW		Porsche 911E	16:07.098	10	1 LAP	72.74	1:33.538
14	94	G	Nicholas SLEEP		MG B	16:14.854	10	1 LAP	72.16	1:34.659
15	13	D	Ian FORWARD		Alfa Romeo Gulia Sprint GT	16:15.476	10	1 LAP	72.12	1:34.706
16	10	E	Peter BORNHAUSER		Ginetta G15	16:20.500	10	1 LAP	71.75	1:35.200
17	68	D	Steven BEE		Volvo 1800S	16:29.601	10	1 LAP	71.09	1:35.880
18	88	D	Paul BROWN		MG BGT	15:20.403	9	2 LAPS	68.78	1:38.616

NOT CLASSIFIED

91	F		Richard OWEN		Triumph TR2	12:53.046	8	D.N.F.	72.77	1:33.361
72	C		Jim GATHERCOLE		Lotus Elan Plus 2	1:57.322	1	D.N.F.	59.10	

FASTEST LAP

11	A		Matthew TRUELOVE		TVR Griffith	1:21.826	5	86.11mph	138.58kph
46	C		Paul TOOMS		Lotus Elan	1:22.360	8	85.55mph	137.68kph
12	G		Karl WETHERELL		Triumph TR4	1:27.777	7	80.27mph	129.18kph
90	D		Robi BERNBERG		Porsche 911	1:29.518	9	78.71mph	126.67kph
91	F		Richard OWEN		Triumph TR2	1:33.361	7	75.47mph	121.46kph
10	E		Peter BORNHAUSER		Ginetta G15	1:35.200	7	74.01mph	119.11kph

Weather/Track: Cloud/Dry

Donington Park
 Circuit Length = 1.9573 miles.
 Start: 14:25 End: 14:41

Clerk of the Course:	Timekeeper:
----------------------	-------------

HSCC Historic Roadsports supported by Moss Europe Ltd.
RACE 3 - LAP ANALYSIS - Donington Park - 20 March 2011

3	Martin EDRIDGE	Ford Mustang
1 - 1:33.964	6 - 1:27.256	11 - 1:30.598
2 - 1:27.512	7 - 1:28.676	
3 - 1:29.237	8 - 1:28.167	
4 - 1:30.358	9 - 1:28.788	
5 - 1:27.457	10 - 1:30.107	
6	Larry KENNEDY	Lotus Elan S4
1 - 1:35.020	6 - 1:28.984	11 - 1:30.238
2 - 1:28.634	7 - 1:28.786	
3 - 1:29.536	8 - 1:28.902	
4 - 1:30.620	9 - 1:29.350	
5 - 1:28.747	10 - 1:32.801	
7	Russell PATERSON	Morgan Plus 8
1 - 1:29.861	6 - 1:25.168	11 - 1:25.160
2 - 1:24.530	7 - 1:25.427	
3 - 1:24.124	8 - 1:25.764	
4 - 1:25.479	9 - 1:25.294	
5 - 1:25.822	10 - 1:25.030	
10	Peter BORNHAUSER	Ginetta G15
1 - 1:46.425	6 - 1:36.727	
2 - 1:38.133	7 - 1:35.200	
3 - 1:37.885	8 - 1:37.728	
4 - 1:36.512	9 - 1:37.959	
5 - 1:35.884	10 - 1:38.047	
11	Matthew TRUELOVE	TVR Griffith
1 - 1:25.453	6 - 1:22.343	11 - 1:24.429
2 - 1:22.929	7 - 1:23.099	
3 - 1:22.229	8 - 1:22.288	
4 - 1:22.402	9 - 1:22.164	
5 - 1:21.826	10 - 1:21.976	
12	Karl WETHERELL	Triumph TR4
1 - 1:36.647	6 - 1:28.356	11 - 1:28.814
2 - 1:28.497	7 - 1:27.777	
3 - 1:28.444	8 - 1:28.483	
4 - 1:29.201	9 - 1:41.897	
5 - 1:28.343	10 - 1:28.937	

Weather/Track: Cloud/Dry

HSCC Historic Roadsports supported by Moss Europe Ltd.

RACE 3 - LAP ANALYSIS - Donington Park - 20 March 2011

(contd.)

13	Ian FORWARD	Alfa Romeo Gulia Sprint GT	
1 -	1:50.487	6 - 1:34.886	
2 -	1:37.932	7 - 1:34.706	
3 -	1:37.626	8 - 1:36.097	
4 -	1:37.595	9 - 1:35.065	
5 -	1:35.288	10 - 1:35.794	
17	Adam SIMMONDS	Ford Mustang	
1 -	1:42.108	6 - 1:31.807	
2 -	1:33.265	7 - 1:31.520	
3 -	1:33.419	8 - 1:31.253	
4 -	1:33.081	9 - 1:30.024	
5 -	1:32.414	10 - 1:32.781	
30	Mark HALSTEAD	Lotus Elan S1	
1 -	1:28.826	6 - 1:23.609	
2 -	1:24.756	7 - 1:26.278	
3 -	1:23.769	8 - 1:25.478	
4 -	1:58.707 ^P	9 - 1:24.202	
5 -	2:21.344	10 - 1:25.155	
46	Paul TOOMS	Lotus Elan	
1 -	1:26.456	6 - 1:22.403	11 - 1:23.786
2 -	1:22.745	7 - 1:22.888	
3 -	1:22.379	8 - 1:22.360	
4 -	1:22.548	9 - 1:23.152	
5 -	1:22.851	10 - 1:22.626	
50	Rachel WATTS	Lotus Elan	
1 -	1:37.063	6 - 1:28.554	11 - 1:30.586
2 -	1:29.588	7 - 1:28.998	
3 -	1:29.649	8 - 1:28.677	
4 -	1:29.970	9 - 1:29.275	
5 -	1:29.246	10 - 1:31.016	
68	Steven BEE	Volvo 1800S	
1 -	1:48.684	6 - 1:35.880	
2 -	1:37.985	7 - 1:39.088	
3 -	1:38.365	8 - 1:37.562	
4 -	1:38.493	9 - 1:37.887	
5 -	1:37.715	10 - 1:37.942	

Weather/Track: Cloud/Dry

www.mstworld.com

Page 2 of 4

Donington Park
Circuit Length = 1.9573 miles.
Start: 14:25 End: 14:41

Printed - 14:44 Sunday, 20 March 2011

HSCC Historic Roadsports supported by Moss Europe Ltd.

RACE 3 - LAP ANALYSIS - Donington Park - 20 March 2011

(contd.)

69	Andy SHEPHERD	Lotus Seven S2
1 - 1:31.874	6 - 1:25.015	11 - 1:28.790
2 - 1:25.464	7 - 1:25.116	
3 - 1:25.771	8 - 1:28.395	
4 - 1:25.807	9 - 1:26.196	
5 - 1:25.112	10 - 1:25.686	
72	Jim GATHERCOLE	Lotus Elan Plus 2
1 - 1:57.322P		
80	John SHAW	Porsche 911E
1 - 1:46.760	6 - 1:36.122	
2 - 1:34.881	7 - 1:33.538	
3 - 1:35.476	8 - 1:35.398	
4 - 1:37.337	9 - 1:35.974	
5 - 1:34.442	10 - 1:37.170	
87	Bill SMITH	Marcos 1600GT
1 - 1:38.908	6 - 1:30.214	
2 - 1:31.038	7 - 1:30.551	
3 - 1:29.732	8 - 1:30.601	
4 - 1:30.199	9 - 1:31.316	
5 - 1:31.377	10 - 1:32.017	
88	Paul BROWN	MG BGT
1 - 1:50.326	6 - 1:46.633	
2 - 1:41.486	7 - 1:39.563	
3 - 1:41.038	8 - 1:38.616	
4 - 1:39.940	9 - 1:40.374	
5 - 1:42.427		
90	Robi BERNBERG	Porsche 911
1 - 1:53.438	6 - 1:30.460	
2 - 1:33.975	7 - 1:30.777	
3 - 1:32.174	8 - 1:29.847	
4 - 1:34.222	9 - 1:29.518	
5 - 1:31.412	10 - 1:30.633	

Weather/Track: Cloud/Dry

www.mstworld.com

Page 3 of 4

Donington Park
Circuit Length = 1.9573 miles.
Start: 14:25 End: 14:41

Printed - 14:44 Sunday, 20 March 2011

HSCC Historic Roadsports supported by Moss Europe Ltd.
RACE 3 - LAP ANALYSIS - Donington Park - 20 March 2011
(contd.)

91	Richard OWEN	Triumph TR2
1 - 1:45.637	6 - 1:36.097	
2 - 1:35.021	7 - 1:33.361	
3 - 1:35.859	8 - 1:35.117	
4 - 1:36.760		
5 - 1:35.194		
94	Nicholas SLEEP	MG B
1 - 1:50.013	6 - 1:36.145	
2 - 1:38.568	7 - 1:35.669	
3 - 1:36.667	8 - 1:35.261	
4 - 1:35.701	9 - 1:34.659	
5 - 1:35.239	10 - 1:36.932	

Weather/Track: Cloud/Dry

HSCC Historic Roadsports supported by Moss Europe Ltd.
RACE 3 - LAP CHART - Donington Park - 20 March 2011

Lap 1			Lap 2			Lap 3			Lap 4			Lap 5		
No	Behind	Laptime	No	Behind	Laptime	No	Behind	Laptime	No	Behind	Laptime	No	Behind	Laptime
11		1:25.453	11		1:22.929	11		1:22.229	11		1:22.402	11		1:21.826
46	1.003	1:26.456	46	0.819	1:22.745	46	0.969	1:22.379	46	1.115	1:22.548	46	2.140	1:22.851
30	3.373	1:28.826	30	5.200	1:24.756	30	6.740	1:23.769	7	10.981	1:25.479	7	14.977	1:25.822
7	4.408	1:29.861	7	6.009	1:24.530	7	7.904	1:24.124	69	15.903	1:25.807	69	19.189	1:25.112
69	6.421	1:31.874	69	8.956	1:25.464	69	12.498	1:25.771	3	28.058	1:30.358	3	33.689	1:27.457
3	8.511	1:33.964	3	13.094	1:27.512	3	20.102	1:29.237	12	29.776	1:29.201	12	36.293	1:28.343
6	9.567	1:35.020	6	15.272	1:28.634	6	22.579	1:29.536	6	30.797	1:30.620	6	37.718	1:28.747
12	11.194	1:36.647	12	16.762	1:28.497	12	22.977	1:28.444	50	33.257	1:29.970	50	40.677	1:29.246
50	11.610	1:37.063	50	18.269	1:29.588	50	25.689	1:29.649	87	36.864	1:30.199	87	46.415	1:31.377
87	13.455	1:38.908	87	21.564	1:31.038	87	29.067	1:29.732	30	43.045	1:58.707P	17	59.448	1:32.414
17	16.655	1:42.108	17	26.991	1:33.265	17	38.181	1:33.419	17	48.860	1:33.081	90	1:10.382	1:31.412
91	20.184	1:45.637	91	32.276	1:35.021	91	45.906	1:35.859	91	1:00.264	1:36.760	91	1:13.632	1:35.194
10	20.972	1:46.425	80	33.259	1:34.881	80	46.506	1:35.476	90	1:00.796	1:34.222	80	1:14.057	1:34.442
80	21.307	1:46.760	10	36.176	1:38.133	90	48.976	1:32.174	80	1:01.441	1:37.337	10	1:20.000	1:35.884
68	23.231	1:48.684	68	38.287	1:37.985	10	51.832	1:37.885	10	1:05.942	1:36.512	94	1:21.349	1:35.239
94	24.560	1:50.013	90	39.031	1:33.975	68	54.423	1:38.365	94	1:07.936	1:35.701			
88	24.873	1:50.326	13	40.037	1:37.932	94	54.637	1:36.667	68	1:10.514	1:38.493			
13	25.034	1:50.487	94	40.199	1:38.568	13	55.434	1:37.626	13	1:10.627	1:37.595			
90	27.985	1:53.438	88	43.430	1:41.486	88	1:02.239	1:41.038	88	1:19.777	1:39.940			
72	31.869	1:57.322P												

Weather/Track: Cloud/Dry

HSCC Historic Roadsports supported by Moss Europe Ltd.

RACE 3 - LAP CHART - Donington Park - 20 March 2011

(contd.)

Lap 6			Lap 7			Lap 8			Lap 9			Lap 10		
No	Behind	Laptime	No	Behind	Laptime	No	Behind	Laptime	No	Behind	Laptime	No	Behind	Laptime
11		1:22.343	11		1:23.099	11		1:22.288	11		1:22.164	11		1:21.976
13	1 LAP	1:35.288	46	1.989	1:22.888	46	2.061	1:22.360	46	3.049	1:23.152	46	3.699	1:22.626
46	2.200	1:22.403	91	1 LAP	1:36.097	90	1 LAP	1:30.777	17	1 LAP	1:31.253	17	1 LAP	1:30.024
68	1 LAP	1:37.715	80	1 LAP	1:36.122	91	1 LAP	1:33.361	90	1 LAP	1:29.847	90	1 LAP	1:29.518
7	17.802	1:25.168	10	1 LAP	1:36.727	80	1 LAP	1:33.538	7	26.736	1:25.294	7	29.790	1:25.030
88	1 LAP	1:42.427	94	1 LAP	1:36.145	7	23.606	1:25.764	30	1 LAP	1:25.478	30	1 LAP	1:24.202
30	1 LAP	2:21.344	13	1 LAP	1:34.886	10	1 LAP	1:35.200	91	1 LAP	1:35.117	69	37.727	1:25.686
69	21.861	1:25.015	68	1 LAP	1:35.880	30	1 LAP	1:26.278	80	1 LAP	1:35.398	80	1 LAP	1:35.974
3	38.602	1:27.256	7	20.130	1:25.427	94	1 LAP	1:35.669	69	34.017	1:26.196	94	1 LAP	1:34.659
12	42.306	1:28.356	30	1 LAP	1:23.609	13	1 LAP	1:34.706	94	1 LAP	1:35.261	13	1 LAP	1:35.065
6	44.359	1:28.984	69	23.878	1:25.116	69	29.985	1:28.395	10	1 LAP	1:37.728	10	1 LAP	1:37.959
50	46.888	1:28.554	88	1 LAP	1:46.633	68	1 LAP	1:39.088	13	1 LAP	1:36.097	3	1:04.813	1:30.107
87	54.286	1:30.214	3	44.179	1:28.676	3	50.058	1:28.167	68	1 LAP	1:37.562	68	1 LAP	1:37.887
17	1:08.912	1:31.807	12	46.984	1:27.777	12	53.179	1:28.483	3	56.682	1:28.788	6	1:14.671	1:32.801
90	1:18.499	1:30.460	6	50.046	1:28.786	6	56.660	1:28.902	6	1:03.846	1:29.350	50	1:15.327	1:31.016
			50	52.787	1:28.998	88	1 LAP	1:39.563	50	1:06.287	1:29.275	12	1:19.873	1:28.937
			87	1:01.738	1:30.551	50	59.176	1:28.677	12	1:12.912	1:41.897			
			17	1:17.333	1:31.520	87	1:10.051	1:30.601	88	1 LAP	1:38.616			
									87	1:19.203	1:31.316			

Weather/Track: Cloud/Dry

www.mstworld.com

Page 2 of 3

Donington Park
Circuit Length = 1.9573 miles.
Start: 14:25 End: 14:41

Printed - 14:44 Sunday, 20 March 2011

HSCC Historic Roadsports supported by Moss Europe Ltd.
RACE 3 - LAP CHART - Donington Park - 20 March 2011
 (contd.)

Lap 11			Lap 12			Lap 13			Lap 14			Lap 15		
No	Behind	Laptime	No	Behind	Laptime	No	Behind	Laptime	No	Behind	Laptime	No	Behind	Laptime
11		1:24.429												
46	3.056	1:23.786												
87	1 LAP	1:32.017												
88	2 LAPS	1:40.374												
17	1 LAP	1:32.781												
90	1 LAP	1:30.633												
7	30.521	1:25.160												
30	1 LAP	1:25.155												
69	42.088	1:28.790												
80	1 LAP	1:37.170												
94	1 LAP	1:36.932												
13	1 LAP	1:35.794												
10	1 LAP	1:38.047												
3	1:10.982	1:30.598												
68	1 LAP	1:37.942												
6	1:20.480	1:30.238												
50	1:21.484	1:30.586												
12	1:24.258	1:28.814												

Weather/Track: Cloud/Dry

Donington Park
 Circuit Length = 1.9573 miles.
 Start: 14:25 End: 14:41

HSCC Classic Formula 3

RACE 4 - CLASSIFICATION - Donington Park - 20 March 2011

POS	NO	CL	DRIVER	NAT	CAR	TIME	LAPS	GAP	MPH	BEST
1	1	A	Benn SIMMS		March 803B	20:22.439	17		97.89	1:11.011
2	32	A	Jamie BRASHAW		March 793	20:31.585	17	9.146	97.17	1:10.811
3	82	A	Paul SMITH		Martini Mk 31	20:32.331	17	9.892	97.11	1:10.922
4	93	A	Rudolf ERNST		Ralt RT1	20:35.549	16	1 LAP	91.15	1:14.848
5	24	A	Mike SIMPSON		Ralt RT1	20:46.909	16	1 LAP	90.32	1:16.293
6	43	C	Jan LANGDON		Reynard SF78	20:56.412	16	1 LAP	89.64	1:17.098
7	27	C	Andrew PARK		Reynard SF79	21:11.491	16	1 LAP	88.58	1:17.906
8	87	A	Andrew STORER		Chevron B38	21:17.111	16	1 LAP	88.19	1:17.876
9	69	B	Albert CLEMENTS		Lotus 69	21:30.895	16	1 LAP	87.24	1:19.008
10	21	B	Neil BOWMAN		Merlyn MK21	20:41.431	15	2 LAPS	85.04	1:17.437
11	22	B	Vernon WILLIAMSON		Hesketh Dastle Mk9	21:25.844	15	2 LAPS	82.11	1:22.678

NOT CLASSIFIED

48	C	Oliver THORPE		Royale RP27	6:19.755	5	D.N.F.	92.48	1:14.318
----	---	----------------------	--	-------------	----------	---	--------	-------	----------

FASTEST LAP

32	A	Jamie BRASHAW		March 793	1:10.811	14	99.50mph	160.14kph
48	C	Oliver THORPE		Royale RP27	1:14.318	4	94.81mph	152.58kph
21	B	Neil BOWMAN		Merlyn MK21	1:17.437	13	90.99mph	146.44kph

Weather/Track: Cloud/Dry

Donington Park
Circuit Length = 1.9573 miles.
Start: 14:52 End: 15:13

Clerk of the Course:

Timekeeper:

HSCC Classic Formula 3

RACE 4 - LAP ANALYSIS - Donington Park - 20 March 2011

1	Benn SIMMS	March 803B	
1 - 1:18.526	6 - 1:11.803	11 - 1:11.287	16 - 1:11.046
2 - 1:11.923	7 - 1:11.600	12 - 1:11.676	17 - 1:11.287
3 - 1:11.883	8 - 1:11.011	13 - 1:11.342	
4 - 1:11.253	9 - 1:12.557	14 - 1:11.274	
5 - 1:11.209	10 - 1:11.320	15 - 1:11.442	
21	Neil BOWMAN	Merlyn MK21	
1 - 1:28.336	6 - 1:21.252	11 - 1:19.038	
2 - 1:19.689	7 - 1:19.914	12 - 1:19.187	
3 - 1:19.348	8 - 1:19.245	13 - 1:17.437	
4 - 1:29.303	9 - 1:25.278	14 - 1:19.877	
5 - 1:20.751	10 - 1:18.929	15 - 1:43.847	
22	Vernon WILLIAMSON	Hesketh Dastle Mk9	
1 - 1:34.354	6 - 1:27.311	11 - 1:26.615	
2 - 1:26.584	7 - 1:25.214	12 - 1:22.678	
3 - 1:25.803	8 - 1:23.778	13 - 1:24.821	
4 - 1:25.926	9 - 1:23.653	14 - 1:25.582	
5 - 1:24.249	10 - 1:26.289	15 - 1:22.987	
24	Mike SIMPSON	Ralt RT1	
1 - 1:26.083	6 - 1:16.878	11 - 1:17.127	16 - 1:17.038
2 - 1:17.664	7 - 1:16.802	12 - 1:17.412	
3 - 1:19.069	8 - 1:16.796	13 - 1:17.754	
4 - 1:16.998	9 - 1:17.354	14 - 1:18.025	
5 - 1:17.591	10 - 1:16.293	15 - 1:18.025	
27	Andrew PARK	Reynard SF79	
1 - 1:29.193	6 - 1:19.698	11 - 1:17.983	16 - 1:17.906
2 - 1:20.790	7 - 1:18.385	12 - 1:18.358	
3 - 1:19.952	8 - 1:17.999	13 - 1:18.107	
4 - 1:19.588	9 - 1:18.417	14 - 1:18.834	
5 - 1:18.766	10 - 1:19.374	15 - 1:18.141	
32	Jamie BRASHAW	March 793	
1 - 1:19.969	6 - 1:11.669	11 - 1:12.027	16 - 1:12.684
2 - 1:11.777	7 - 1:12.351	12 - 1:11.172	17 - 1:11.268
3 - 1:12.837	8 - 1:11.696	13 - 1:11.965	
4 - 1:13.663	9 - 1:10.996	14 - 1:10.811	
5 - 1:12.886	10 - 1:12.134	15 - 1:11.680	

Weather/Track: Cloud/Dry

www.mstworld.com

Page 1 of 2

Donington Park
Circuit Length = 1.9573 miles.
Start: 14:52 End: 15:13

Printed - 15:17 Sunday, 20 March 2011

HSCC Classic Formula 3

RACE 4 - LAP ANALYSIS - Donington Park - 20 March 2011

(contd.)

43	Jan LANGDON	Reynard SF78	
1 - 1:27.254	6 - 1:18.647	11 - 1:18.345	16 - 1:17.098
2 - 1:18.921	7 - 1:18.010	12 - 1:17.997	
3 - 1:18.768	8 - 1:17.708	13 - 1:17.393	
4 - 1:18.334	9 - 1:17.338	14 - 1:17.737	
5 - 1:17.529	10 - 1:17.960	15 - 1:17.373	
48	Oliver THORPE	Royale RP27	
1 - 1:21.242			
2 - 1:14.722			
3 - 1:14.511			
4 - 1:14.318			
5 - 1:14.962			
69	Albert CLEMENTS	Lotus 69	
1 - 1:29.313	6 - 1:23.188	11 - 1:19.570	16 - 1:20.285
2 - 1:20.642	7 - 1:19.659	12 - 1:19.008	
3 - 1:19.317	8 - 1:19.144	13 - 1:19.657	
4 - 1:20.053	9 - 1:21.414	14 - 1:20.421	
5 - 1:20.168	10 - 1:19.479	15 - 1:19.577	
82	Paul SMITH	Martini Mk 31	
1 - 1:20.754	6 - 1:11.269	11 - 1:12.028	16 - 1:12.956
2 - 1:11.749	7 - 1:12.377	12 - 1:11.428	17 - 1:11.444
3 - 1:11.919	8 - 1:11.490	13 - 1:11.810	
4 - 1:14.091	9 - 1:10.922	14 - 1:10.959	
5 - 1:13.710	10 - 1:11.898	15 - 1:11.527	
87	Andrew STORER	Chevron B38	
1 - 1:32.697	6 - 1:20.793	11 - 1:19.278	16 - 1:17.879
2 - 1:20.812	7 - 1:18.555	12 - 1:18.496	
3 - 1:18.909	8 - 1:18.448	13 - 1:17.876	
4 - 1:18.972	9 - 1:19.026	14 - 1:18.292	
5 - 1:18.744	10 - 1:19.519	15 - 1:18.815	
93	Rudolf ERNST	Ralt RT1	
1 - 1:27.115	6 - 1:16.677	11 - 1:14.848	16 - 1:18.121
2 - 1:17.045	7 - 1:17.022	12 - 1:16.001	
3 - 1:18.123	8 - 1:16.504	13 - 1:15.235	
4 - 1:16.993	9 - 1:16.994	14 - 1:16.307	
5 - 1:16.376	10 - 1:15.956	15 - 1:16.232	

Weather/Track: Cloud/Dry

www.mstworld.com

Page 2 of 2

Donington Park
Circuit Length = 1.9573 miles.
Start: 14:52 End: 15:13

Printed - 15:17 Sunday, 20 March 2011

HSCC Classic Formula 3

RACE 4 - LAP CHART - Donington Park - 20 March 2011

Lap 1			Lap 2			Lap 3			Lap 4			Lap 5		
No	Behind	Laptime	No	Behind	Laptime	No	Behind	Laptime	No	Behind	Laptime	No	Behind	Laptime
1		1:18.526	1		1:11.923	1		1:11.883	1		1:11.253	1		1:11.209
32	1.443	1:19.969	32	1.297	1:11.777	82	2.090	1:11.919	32	4.661	1:13.663	32	6.338	1:12.886
82	2.228	1:20.754	82	2.054	1:11.749	32	2.251	1:12.837	82	4.928	1:14.091	82	7.429	1:13.710
48	2.716	1:21.242	48	5.515	1:14.722	48	8.143	1:14.511	48	11.208	1:14.318	48	14.961	1:14.962
24	7.557	1:26.083	24	13.298	1:17.664	93	19.951	1:18.123	93	25.691	1:16.993	93	30.858	1:16.376
93	8.589	1:27.115	93	13.711	1:17.045	24	20.484	1:19.069	24	26.229	1:16.998	24	32.611	1:17.591
43	8.728	1:27.254	43	15.726	1:18.921	43	22.611	1:18.768	43	29.692	1:18.334	43	36.012	1:17.529
21	9.810	1:28.336	21	17.576	1:19.689	21	25.041	1:19.348	69	35.740	1:20.053	27	43.495	1:18.766
27	10.667	1:29.193	69	19.506	1:20.642	69	26.940	1:19.317	27	35.938	1:19.588	69	44.699	1:20.168
69	10.787	1:29.313	27	19.534	1:20.790	27	27.603	1:19.952	87	37.805	1:18.972	87	45.340	1:18.744
87	14.171	1:32.697	87	23.060	1:20.812	87	30.086	1:18.909	21	43.091	1:29.303	21	52.633	1:20.751
22	15.828	1:34.354	22	30.489	1:26.584	22	44.409	1:25.803	22	59.082	1:25.926			

Weather/Track: Cloud/Dry

www.mstworld.com

Page 1 of 4

Donington Park
Circuit Length = 1.9573 miles.
Start: 14:52 End: 15:13

Printed - 15:17 Sunday, 20 March 2011

HSCC Classic Formula 3

RACE 4 - LAP CHART - Donington Park - 20 March 2011

(contd.)

Lap 6			Lap 7			Lap 8			Lap 9			Lap 10		
No	Behind	Laptime	No	Behind	Laptime	No	Behind	Laptime	No	Behind	Laptime	No	Behind	Laptime
1		1:11.803	1		1:11.600	1		1:11.011	1		1:12.557	1		1:11.320
22	1 LAP	1:24.249	32	6.955	1:12.351	32	7.640	1:11.696	21	1 LAP	1:19.245	87	1 LAP	1:19.026
32	6.204	1:11.669	82	7.672	1:12.377	82	8.151	1:11.490	32	6.079	1:10.996	32	6.893	1:12.134
82	6.895	1:11.269	22	1 LAP	1:27.311	22	1 LAP	1:25.214	82	6.516	1:10.922	82	7.094	1:11.898
93	35.732	1:16.677	93	41.154	1:17.022	93	46.647	1:16.504	22	1 LAP	1:23.778	69	1 LAP	1:21.414
24	37.686	1:16.878	24	42.888	1:16.802	24	48.673	1:16.796	93	51.084	1:16.994	21	1 LAP	1:25.278
43	42.856	1:18.647	43	49.266	1:18.010	43	55.963	1:17.708	24	53.470	1:17.354	22	1 LAP	1:23.653
27	51.390	1:19.698	27	58.175	1:18.385	27	1:05.163	1:17.999	43	1:00.744	1:17.338	93	55.720	1:15.956
87	54.330	1:20.793	87	1:01.285	1:18.555	87	1:08.722	1:18.448	27	1:11.023	1:18.417	24	58.443	1:16.293
69	56.084	1:23.188	69	1:04.143	1:19.659	69	1:12.276	1:19.144				43	1:07.384	1:17.960
21	1:02.082	1:21.252	21	1:10.396	1:19.914									

Weather/Track: Cloud/Dry

www.mstworld.com

Page 2 of 4

Donington Park
Circuit Length = 1.9573 miles.
Start: 14:52 End: 15:13

Printed - 15:17 Sunday, 20 March 2011

HSCC Classic Formula 3

RACE 4 - LAP CHART - Donington Park - 20 March 2011

(contd.)

Lap 11			Lap 12			Lap 13			Lap 14			Lap 15		
No	Behind	Laptime	No	Behind	Laptime	No	Behind	Laptime	No	Behind	Laptime	No	Behind	Laptime
1		1:11.287	1		1:11.676	1		1:11.342	1		1:11.274	1		1:11.442
32	7.633	1:12.027	43	1 LAP	1:18.345	32	7.752	1:11.965	24	1 LAP	1:17.754	93	1 LAP	1:16.307
27	1 LAP	1:19.374	32	7.129	1:11.172	82	8.055	1:11.810	32	7.289	1:10.811	32	7.527	1:11.680
82	7.835	1:12.028	82	7.587	1:11.428	43	1 LAP	1:17.997	82	7.740	1:10.959	82	7.825	1:11.527
87	1 LAP	1:19.519	27	1 LAP	1:17.983	22	2 LAPS	1:26.615	43	1 LAP	1:17.393	24	1 LAP	1:18.025
69	1 LAP	1:19.479	87	1 LAP	1:19.278	27	1 LAP	1:18.358	22	2 LAPS	1:22.678	43	1 LAP	1:17.737
21	1 LAP	1:18.929	69	1 LAP	1:19.570	87	1 LAP	1:18.496	27	1 LAP	1:18.107	27	1 LAP	1:18.834
93	59.281	1:14.848	21	1 LAP	1:19.038	69	1 LAP	1:19.008	87	1 LAP	1:17.876	22	2 LAPS	1:24.821
24	1:04.283	1:17.127	93	1:03.606	1:16.001	21	1 LAP	1:19.187	69	1 LAP	1:19.657	87	1 LAP	1:18.292
22	1 LAP	1:26.289	24	1:10.019	1:17.412	93	1:07.499	1:15.235	21	1 LAP	1:17.437	69	1 LAP	1:20.421
												21	1 LAP	1:19.877

Weather/Track: Cloud/Dry

www.mstworld.com

Page 3 of 4

Donington Park
Circuit Length = 1.9573 miles.
Start: 14:52 End: 15:13

Printed - 15:17 Sunday, 20 March 2011

HSCC Classic Formula 3

RACE 4 - LAP CHART - Donington Park - 20 March 2011

(contd.)

Lap 16			Lap 17			Lap 18			Lap 19			Lap 20		
No	Behind	Laptime	No	Behind	Laptime	No	Behind	Laptime	No	Behind	Laptime	No	Behind	Laptime
1		1:11.046	1		1:11.287									
93	1 LAP	1:16.232	32	9.146	1:11.268									
32	9.165	1:12.684	82	9.892	1:11.444									
82	9.735	1:12.956	93	1 LAP	1:18.121									
24	1 LAP	1:18.025	21	2 LAPS	1:43.847									
43	1 LAP	1:17.373	24	1 LAP	1:17.038									
27	1 LAP	1:18.141	43	1 LAP	1:17.098									
87	1 LAP	1:18.815	27	1 LAP	1:17.906									
22	2 LAPS	1:25.582	87	1 LAP	1:17.879									
69	1 LAP	1:19.577	22	2 LAPS	1:22.987									
			69	1 LAP	1:20.285									

Weather/Track: Cloud/Dry

www.mstworld.com

Page 4 of 4

Donington Park
Circuit Length = 1.9573 miles.
Start: 14:52 End: 15:13

Printed - 15:17 Sunday, 20 March 2011

HSCC ByBox Historic Touring Cars

RACE 5 - CLASSIFICATION - Donington Park - 20 March 2011

POS	NO	CL	DRIVER	NAT	CAR	TIME	LAPS	GAP	MPH	BEST
1	8	K1	Leo VOYAZIDES		Ford Falcon	20:24.357	14		80.48	1:26.167
2	38	C	Steve SHUTTLEWORTH		Ford Lotus Cortina	20:34.419	14	10.062	79.82	1:26.316
3	37	C	Mike GARDINER		Ford Lotus Cortina	20:45.640	14	21.283	79.10	1:27.786
4	1	D	Roger GODFREY		Austin Cooper S	20:48.278	14	23.921	78.93	1:27.410
5	33	B	James FULLER		Alfa Romeo Giulia Sprint	21:08.154	14	43.797	77.70	1:28.537
6	80	D	Mike SMITH		Morris Min Cooper S	21:17.104	14	52.747	77.15	1:29.092
7	71	D	Tim HARBER		Austin Mini Cooper	21:25.965	14	1:01.608	76.62	1:30.083
8	63	C	John PUGSLEY		Ford Anglia	21:33.726	14	1:09.369	76.16	1:30.808
9	94	E	Steve PLATTS		Singer Chamois	21:38.721	14	1:14.364	75.87	1:30.739
10	47	K2	Christopher SCRAGG		Jaguar Mk2	20:29.801	13	1 LAP	74.39	1:33.008
11	26	K1	Jeremy COOKE		Ford Mustang	20:30.567	13	1 LAP	74.34	1:28.906
12	87	E	Simon BENOY		Hillman Imp	20:32.368	13	1 LAP	74.23	1:32.787
13	61	C	Brian WEBB		Ford Anglia 105E	20:33.436	13	1 LAP	74.17	1:32.053
14	14	A	Colin MCKAY		Jaguar S Type	20:36.718	13	1 LAP	73.97	1:31.893
15	36	K5	Neil BROWN		Ford Mk1 Lotus Cortina	20:39.897	13	1 LAP	73.78	1:33.662
16	97	E	David HEALE		Hillman Imp	20:44.937	13	1 LAP	73.49	1:33.485
17	16	K1	Simon MILLER		Ford Mustang	21:08.714	13	1 LAP	72.11	1:34.971
18	78	D	Colin FLYNN		Morris Mini Cooper S	21:33.617	13	1 LAP	70.72	1:35.895
19	64	K6	David BRAND		Austin Mini Cooper S	21:38.776	13	1 LAP	70.44	1:37.045
20	43	K5	Jim CLARK		Ford Lotus Cortina	21:40.555	13	1 LAP	70.34	1:37.408
21	28	K5	Colin KINGSNORTH		BMW 1800 tisa	22:00.174	13	1 LAP	69.30	1:37.530
22	98	E	James MCKENZIE		Hillman Imp	20:51.121	12	2 LAPS	67.49	1:40.262
23	22	A	Keith KENWARD		Jaguar MK11 S Type	21:08.412	12	2 LAPS	66.57	1:41.908

NOT CLASSIFIED

86	E	Andy JONES	Singer Chamois	19:27.803	11	D.N.F.	66.27	1:28.965
92	E	Colin GUNTON	Hillman Imp	9:26.747	6	D.N.F.	74.40	1:29.584
81	C	Ed GLAISTER	Ford Anglia 100E	5:01.038	3	D.N.F.	69.84	1:36.326
69	K6	Paul STANWORTH	Austin Mini Cooper	3:30.265	2	D.N.F.	66.49	1:40.939
30	B	Daniel WRAY	Ford Lotus Cortina	1:35.464	1	D.N.F.	72.64	1:35.464
96	E	Tim BROOK	Austin Mini Cooper		0	D.N.F.	N/A	

FASTEST LAP

8	K1	Leo VOYAZIDES	Ford Falcon	1:26.167	6	81.77mph	131.60kph
38	C	Steve SHUTTLEWORTH	Ford Lotus Cortina	1:26.316	5	81.63mph	131.37kph
1	D	Roger GODFREY	Austin Cooper S	1:27.410	4	80.61mph	129.73kph
33	B	James FULLER	Alfa Romeo Giulia Sprint	1:28.537	4	79.58mph	128.08kph
86	E	Andy JONES	Singer Chamois	1:28.965	2	79.20mph	127.46kph
14	A	Colin MCKAY	Jaguar S Type	1:31.893	3	76.67mph	123.40kph
47	K2	Christopher SCRAGG	Jaguar Mk2	1:33.008	8	75.76mph	121.92kph
36	K5	Neil BROWN	Ford Mk1 Lotus Cortina	1:33.662	4	75.23mph	121.07kph
64	K6	David BRAND	Austin Mini Cooper S	1:37.045	13	72.60mph	116.85kph

Weather/Track: Cloud/Dry

Donington Park
Circuit Length = 1.9573 miles.
Start: 15:26 End: 15:46

Clerk of the Course:	Timekeeper:
----------------------	-------------

HSCC ByBox Historic Touring Cars

RACE 5 - LAP ANALYSIS - Donington Park - 20 March 2011

1	Roger GODFREY	Austin Cooper S
1 - 1:34.314	6 - 1:28.130	11 - 1:28.908
2 - 1:29.601	7 - 1:29.504	12 - 1:29.469
3 - 1:27.590	8 - 1:28.682	13 - 1:29.073
4 - 1:27.410	9 - 1:30.377	14 - 1:28.316
5 - 1:28.732	10 - 1:28.172	
8	Leo VOYAZIDES	Ford Falcon
1 - 1:34.462	6 - 1:26.167	11 - 1:26.549
2 - 1:27.360	7 - 1:27.158	12 - 1:27.171
3 - 1:27.840	8 - 1:28.010	13 - 1:27.154
4 - 1:26.402	9 - 1:26.352	14 - 1:26.466
5 - 1:26.449	10 - 1:26.817	
14	Colin MCKAY	Jaguar S Type
1 - 1:42.472	6 - 1:33.778	11 - 1:32.935
2 - 1:32.518	7 - 1:34.391	12 - 1:43.546
3 - 1:31.893	8 - 1:33.623	13 - 1:33.683
4 - 1:32.427	9 - 1:33.787	
5 - 1:38.187	10 - 1:33.478	
16	Simon MILLER	Ford Mustang
1 - 1:49.775	6 - 1:35.500	11 - 1:39.445
2 - 1:36.366	7 - 1:35.915	12 - 1:37.362
3 - 1:35.688	8 - 1:36.561	13 - 1:36.662
4 - 1:35.063	9 - 1:37.364	
5 - 1:34.971	10 - 1:38.042	
22	Keith KENWARD	Jaguar MK11 S Type
1 - 1:53.921	6 - 1:45.730	11 - 1:46.975
2 - 1:41.973	7 - 1:43.538	12 - 1:45.309
3 - 1:41.908	8 - 1:46.286	
4 - 1:42.984	9 - 1:46.898	
5 - 1:43.775	10 - 1:49.115	
26	Jeremy COOKE	Ford Mustang
1 - 1:38.852	6 - 1:31.472	11 - 1:32.643
2 - 1:30.337	7 - 2:10.522	12 - 1:30.657
3 - 1:30.247	8 - 1:32.110	13 - 1:32.708
4 - 1:30.102	9 - 1:31.261	
5 - 1:28.906	10 - 1:30.750	

Weather/Track: Cloud/Dry

www.mstworld.com

Page 1 of 5

Donington Park
Circuit Length = 1.9573 miles.
Start: 15:26 End: 15:46

Printed - 15:50 Sunday, 20 March 2011

HSCC ByBox Historic Touring Cars
RACE 5 - LAP ANALYSIS - Donington Park - 20 March 2011
 (contd.)

28	Colin KINGSNORTH	BMW 1800 tisa
1 - 1:53.077	6 - 1:41.760	11 - 1:38.307
2 - 1:43.136	7 - 1:40.865	12 - 1:37.530
3 - 1:43.111	8 - 1:40.757	13 - 1:38.213
4 - 1:41.728	9 - 1:40.349	
5 - 1:41.271	10 - 1:40.070	
30	Daniel WRAY	Ford Lotus Cortina
1 - 1:35.464		
33	James FULLER	Alfa Romeo Giulia Sprint
1 - 1:36.308	6 - 1:29.995	11 - 1:29.854
2 - 1:28.748	7 - 1:29.361	12 - 1:30.455
3 - 1:30.151	8 - 1:29.852	13 - 1:30.092
4 - 1:28.537	9 - 1:30.014	14 - 1:34.351
5 - 1:29.114	10 - 1:31.322	
36	Neil BROWN	Ford Mk1 Lotus Cortina
1 - 1:45.810	6 - 1:34.912	11 - 1:34.031
2 - 1:34.022	7 - 1:34.868	12 - 1:35.130
3 - 1:35.155	8 - 1:34.584	13 - 1:34.171
4 - 1:33.662	9 - 1:34.720	
5 - 1:34.682	10 - 1:34.150	
37	Mike GARDINER	Ford Lotus Cortina
1 - 1:33.496	6 - 1:28.762	11 - 1:28.306
2 - 1:27.786	7 - 1:29.563	12 - 1:28.680
3 - 1:28.393	8 - 1:28.460	13 - 1:28.609
4 - 1:28.918	9 - 1:29.856	14 - 1:28.100
5 - 1:28.128	10 - 1:28.583	
38	Steve SHUTTLEWORTH	Ford Lotus Cortina
1 - 1:33.861	6 - 1:27.137	11 - 1:27.874
2 - 1:28.083	7 - 1:28.635	12 - 1:27.663
3 - 1:28.663	8 - 1:27.804	13 - 1:29.166
4 - 1:26.836	9 - 1:26.649	14 - 1:28.051
5 - 1:26.316	10 - 1:27.681	

Weather/Track: Cloud/Dry

HSCC ByBox Historic Touring Cars
RACE 5 - LAP ANALYSIS - Donington Park - 20 March 2011
 (contd.)

43	Jim CLARK	Ford Lotus Cortina
1 - 1:48.334	6 - 1:38.091	11 - 1:38.052
2 - 1:39.606	7 - 1:41.506	12 - 1:38.807
3 - 1:38.031	8 - 1:37.523	13 - 1:37.408
4 - 1:43.865	9 - 1:38.218	
5 - 1:41.737	10 - 1:39.377	
47	Christopher SCRAGG	Jaguar Mk2
1 - 1:44.459	6 - 1:33.675	11 - 1:33.077
2 - 1:34.221	7 - 1:33.286	12 - 1:35.512
3 - 1:34.044	8 - 1:33.008	13 - 1:34.202
4 - 1:33.684	9 - 1:33.317	
5 - 1:33.940	10 - 1:33.376	
61	Brian WEBB	Ford Anglia 105E
1 - 1:42.836	6 - 1:36.202	11 - 1:33.056
2 - 1:34.427	7 - 1:34.046	12 - 1:36.244
3 - 1:32.776	8 - 1:35.579	13 - 1:36.627
4 - 1:32.053	9 - 1:33.530	
5 - 1:32.924	10 - 1:33.136	
63	John PUGSLEY	Ford Anglia
1 - 1:42.253	6 - 1:31.735	11 - 1:31.497
2 - 1:31.726	7 - 1:31.502	12 - 1:31.209
3 - 1:31.136	8 - 1:31.467	13 - 1:32.761
4 - 1:31.242	9 - 1:32.691	14 - 1:31.921
5 - 1:30.808	10 - 1:31.778	
64	David BRAND	Austin Mini Cooper S
1 - 1:47.412	6 - 1:42.327	11 - 1:38.961
2 - 1:38.109	7 - 1:41.600	12 - 1:37.510
3 - 1:39.210	8 - 1:39.412	13 - 1:37.045
4 - 1:41.568	9 - 1:37.756	
5 - 1:40.334	10 - 1:37.532	
69	Paul STANWORTH	Austin Mini Cooper
1 - 1:49.326		
2 - 1:40.939		

Weather/Track: Cloud/Dry

HSCC ByBox Historic Touring Cars
RACE 5 - LAP ANALYSIS - Donington Park - 20 March 2011
 (contd.)

71	Tim HARBER	Austin Mini Cooper
1 - 1:40.204	6 - 1:30.964	11 - 1:30.919
2 - 1:30.083	7 - 1:31.375	12 - 1:33.053
3 - 1:30.693	8 - 1:30.789	13 - 1:32.393
4 - 1:30.176	9 - 1:31.594	14 - 1:31.092
5 - 1:31.099	10 - 1:31.531	
78	Colin FLYNN	Morris Mini Cooper S
1 - 1:50.830	6 - 1:40.765	11 - 1:38.072
2 - 1:38.446	7 - 1:41.332	12 - 1:35.958
3 - 1:36.933	8 - 1:38.200	13 - 1:35.895
4 - 1:41.233	9 - 1:38.768	
5 - 1:39.615	10 - 1:37.570	
80	Mike SMITH	Morris Min Cooper S
1 - 1:38.109	6 - 1:38.712	11 - 1:29.298
2 - 1:30.619	7 - 1:29.856	12 - 1:31.031
3 - 1:29.503	8 - 1:29.860	13 - 1:29.681
4 - 1:29.853	9 - 1:30.988	14 - 1:29.984
5 - 1:29.092	10 - 1:30.518	
81	Ed GLAISTER	Ford Anglia 100E
1 - 1:48.240		
2 - 1:36.326		
3 - 1:36.472		
86	Andy JONES	Singer Chamois
1 - 1:35.637	6 - 1:36.419	11 - 2:08.419P
2 - 1:28.965	7 - 1:41.630	
3 - 1:31.226	8 - 1:45.154	
4 - 1:29.210	9 - 1:50.263	
5 - 1:30.567	10 - 2:50.313	
87	Simon BENOY	Hillman Imp
1 - 1:43.285	6 - 1:35.391	11 - 1:33.965
2 - 1:32.812	7 - 1:36.464	12 - 1:33.088
3 - 1:32.927	8 - 1:34.464	13 - 1:36.285
4 - 1:33.070	9 - 1:33.492	
5 - 1:34.338	10 - 1:32.787	

Weather/Track: Cloud/Dry

www.mstworld.com

Page 4 of 5

Donington Park
 Circuit Length = 1.9573 miles.
 Start: 15:26 End: 15:46

Printed - 15:50 Sunday, 20 March 2011

HSCC ByBox Historic Touring Cars
RACE 5 - LAP ANALYSIS - Donington Park - 20 March 2011
 (contd.)

92	Colin GUNTON	Hillman Imp
1 - 1:37.024	6 - 1:36.750P	
2 - 1:29.584		
3 - 1:30.901		
4 - 1:32.342		
5 - 1:40.146		
94	Steve PLATTS	Singer Chamois
1 - 1:40.910	6 - 1:32.189	11 - 1:33.026
2 - 1:31.922	7 - 1:31.938	12 - 1:32.359
3 - 1:31.763	8 - 1:32.695	13 - 1:31.778
4 - 1:32.568	9 - 1:32.175	14 - 1:32.683
5 - 1:30.739	10 - 1:31.976	
96	Tim BROOK	Austin Mini Cooper
97	David HEALE	Hillman Imp
1 - 1:47.274	6 - 1:34.128	11 - 1:36.584
2 - 1:35.035	7 - 1:34.494	12 - 1:35.129
3 - 1:34.837	8 - 1:33.485	13 - 1:35.346
4 - 1:34.966	9 - 1:34.028	
5 - 1:35.257	10 - 1:34.374	
98	James MCKENZIE	Hillman Imp
1 - 1:55.591	6 - 1:44.139	11 - 1:42.909
2 - 1:41.366	7 - 1:44.059	12 - 1:40.262
3 - 1:47.347	8 - 1:42.224	
4 - 1:44.399	9 - 1:41.606	
5 - 1:45.590	10 - 1:41.629	

Weather/Track: Cloud/Dry

HSCC ByBox Historic Touring Cars

RACE 5 - LAP CHART - Donington Park - 20 March 2011

Lap 1			Lap 2			Lap 3			Lap 4			Lap 5		
No	Behind	Laptime	No	Behind	Laptime	No	Behind	Laptime	No	Behind	Laptime	No	Behind	Laptime
37		1:33.496	37		1:27.786	8		1:27.840	8		1:26.402	8		1:26.449
38	0.365	1:33.861	8	0.540	1:27.360	37	0.013	1:28.393	38	1.379	1:26.836	38	1.246	1:26.316
1	0.818	1:34.314	38	0.662	1:28.083	38	0.945	1:28.663	37	2.529	1:28.918	37	4.208	1:28.128
8	0.966	1:34.462	1	2.633	1:29.601	1	1.843	1:27.590	1	2.851	1:27.410	1	5.134	1:28.732
30	1.968	1:35.464	86	3.320	1:28.965	33	5.545	1:30.151	33	7.680	1:28.537	33	10.345	1:29.114
86	2.141	1:35.637	33	3.774	1:28.748	86	6.166	1:31.226	86	8.974	1:29.210	86	13.092	1:30.567
33	2.812	1:36.308	92	5.326	1:29.584	92	7.847	1:30.901	80	12.020	1:29.853	80	14.663	1:29.092
92	3.528	1:37.024	80	7.446	1:30.619	80	8.569	1:29.503	26	13.474	1:30.102	26	15.931	1:28.906
80	4.613	1:38.109	26	7.907	1:30.337	26	9.774	1:30.247	92	13.787	1:32.342	71	19.742	1:31.099
26	5.356	1:38.852	71	9.005	1:30.083	71	11.318	1:30.693	71	15.092	1:30.176	63	24.652	1:30.808
71	6.708	1:40.204	94	11.550	1:31.922	94	14.933	1:31.763	63	20.293	1:31.242	94	25.389	1:30.739
94	7.414	1:40.910	63	12.697	1:31.726	63	15.453	1:31.136	94	21.099	1:32.568	92	27.484	1:40.146
63	8.757	1:42.253	14	13.708	1:32.518	14	17.221	1:31.893	14	23.246	1:32.427	61	32.503	1:32.924
14	8.976	1:42.472	87	14.815	1:32.812	87	19.362	1:32.927	61	26.028	1:32.053	87	33.919	1:34.338
61	9.340	1:42.836	61	15.981	1:34.427	61	20.377	1:32.776	87	26.030	1:33.070	14	34.984	1:38.187
87	9.789	1:43.285	47	17.398	1:34.221	47	23.062	1:34.044	47	30.344	1:33.684	47	37.835	1:33.940
47	10.963	1:44.459	36	18.550	1:34.022	36	25.325	1:35.155	36	32.585	1:33.662	36	40.818	1:34.682
36	12.314	1:45.810	97	21.027	1:35.035	97	27.484	1:34.837	97	36.048	1:34.966	97	44.856	1:35.257
97	13.778	1:47.274	81	23.284	1:36.326	81	31.376	1:36.472	16	40.828	1:35.063	16	49.350	1:34.971
64	13.916	1:47.412	64	24.239	1:38.109	16	32.167	1:35.688	64	50.235	1:41.568	64	1:04.120	1:40.334
81	14.744	1:48.240	16	24.859	1:36.366	64	35.069	1:39.210	78	51.378	1:41.233	78	1:04.544	1:39.615
43	14.838	1:48.334	43	26.658	1:39.606	43	36.309	1:38.031	43	53.772	1:43.865	43	1:09.060	1:41.737
69	15.830	1:49.326	78	27.994	1:38.446	78	36.547	1:36.933	22	1:04.722	1:42.984	28	1:19.810	1:41.271
16	16.279	1:49.775	69	28.983	1:40.939	22	48.140	1:41.908	28	1:04.988	1:41.728	22	1:22.048	1:43.775
78	17.334	1:50.830	22	34.612	1:41.973	28	49.662	1:43.111	98	1:12.639	1:44.399			
28	19.581	1:53.077	28	34.931	1:43.136	98	54.642	1:47.347						
22	20.425	1:53.921	98	35.675	1:41.366									
98	22.095	1:55.591												

Weather/Track: Cloud/Dry

www.mstworld.com

Page 1 of 3

Donington Park
Circuit Length = 1.9573 miles.
Start: 15:26 End: 15:46

Printed - 15:49 Sunday, 20 March 2011

HSCC ByBox Historic Touring Cars

RACE 5 - LAP CHART - Donington Park - 20 March 2011

(contd.)

Lap 6			Lap 7			Lap 8			Lap 9			Lap 10		
No	Behind	Laptime	No	Behind	Laptime	No	Behind	Laptime	No	Behind	Laptime	No	Behind	Laptime
8		1:26.167	8		1:27.158	8		1:28.010	8		1:26.352	8		1:26.817
38	2.216	1:27.137	38	3.693	1:28.635	38	3.487	1:27.804	38	3.784	1:26.649	16	1 LAP	1:37.364
98	1 LAP	1:45.590	28	1 LAP	1:41.760	78	1 LAP	1:41.332	37	13.162	1:29.856	38	4.648	1:27.681
37	6.803	1:28.762	37	9.208	1:29.563	64	1 LAP	1:41.600	1	14.140	1:30.377	37	14.928	1:28.583
1	7.097	1:28.130	1	9.443	1:29.504	43	1 LAP	1:41.506	78	1 LAP	1:38.200	1	15.495	1:28.172
33	14.173	1:29.995	22	1 LAP	1:45.730	37	9.658	1:28.460	43	1 LAP	1:37.523	33	26.385	1:31.322
26	21.236	1:31.472	33	16.376	1:29.361	1	10.115	1:28.682	64	1 LAP	1:39.412	78	1 LAP	1:38.768
86	23.344	1:36.419	98	1 LAP	1:44.139	33	18.218	1:29.852	33	21.880	1:30.014	43	1 LAP	1:38.218
71	24.539	1:30.964	71	28.756	1:31.375	28	1 LAP	1:40.865	28	1 LAP	1:40.757	64	1 LAP	1:37.756
80	27.208	1:38.712	80	29.906	1:29.856	22	1 LAP	1:43.538	80	36.392	1:30.988	80	40.093	1:30.518
63	30.220	1:31.735	63	34.564	1:31.502	71	31.535	1:30.789	71	36.777	1:31.594	71	41.491	1:31.531
94	31.411	1:32.189	94	36.191	1:31.938	80	31.756	1:29.860	63	44.360	1:32.691	28	1 LAP	1:40.349
92	38.067	1:36.750P	86	37.816	1:41.630	63	38.021	1:31.467	94	46.699	1:32.175	63	49.321	1:31.778
61	42.538	1:36.202	61	49.426	1:34.046	98	1 LAP	1:44.059	22	1 LAP	1:46.286	94	51.858	1:31.976
14	42.595	1:33.778	14	49.828	1:34.391	94	40.876	1:32.695	98	1 LAP	1:42.224	98	1 LAP	1:41.606
87	43.143	1:35.391	47	51.471	1:33.286	86	54.960	1:45.154	14	1:02.876	1:33.787	14	1:09.537	1:33.478
47	45.343	1:33.675	87	52.449	1:36.464	14	55.441	1:33.623	47	1:03.434	1:33.317	47	1:09.993	1:33.376
36	49.563	1:34.912	36	57.273	1:34.868	47	56.469	1:33.008	61	1:04.173	1:33.530	22	1 LAP	1:46.898
97	52.817	1:34.128	97	1:00.153	1:34.494	61	56.995	1:35.579	87	1:06.043	1:33.492	61	1:10.492	1:33.136
16	58.683	1:35.500	26	1:04.600	2:10.522	87	58.903	1:34.464	36	1:12.215	1:34.720	87	1:12.013	1:32.787
78	1:19.142	1:40.765	16	1:07.440	1:35.915	36	1:03.847	1:34.584	97	1:13.304	1:34.028	26	1:17.542	1:30.750
64	1:20.280	1:42.327				97	1:05.628	1:33.485	26	1:13.609	1:31.261	36	1:19.548	1:34.150
43	1:20.984	1:38.091				26	1:08.700	1:32.110	86	1:18.871	1:50.263	97	1:20.861	1:34.374
						16	1:15.991	1:36.561						

Weather/Track: Cloud/Dry

www.mstworld.com

Page 2 of 3

Donington Park
Circuit Length = 1.9573 miles.
Start: 15:26 End: 15:46

Printed - 15:49 Sunday, 20 March 2011

HSCC ByBox Historic Touring Cars

RACE 5 - LAP CHART - Donington Park - 20 March 2011

(contd.)

Lap 11			Lap 12			Lap 13			Lap 14			Lap 15		
No	Behind	Laptime	No	Behind	Laptime	No	Behind	Laptime	No	Behind	Laptime	No	Behind	Laptime
8		1:26.549	8		1:27.171	8		1:27.154	8		1:26.466			
38	5.973	1:27.874	97	1 LAP	1:36.584	14	1 LAP	1:43.546	47	1 LAP	1:34.202			
16	1 LAP	1:38.042	22	2 LAPS	1:49.115	36	1 LAP	1:35.130	26	1 LAP	1:32.708			
37	16.685	1:28.306	38	6.465	1:27.663	38	8.477	1:29.166	87	1 LAP	1:36.285			
1	17.854	1:28.908	37	18.194	1:28.680	97	1 LAP	1:35.129	61	1 LAP	1:36.627			
33	29.690	1:29.854	1	20.152	1:29.469	98	2 LAPS	1:42.909	38	10.062	1:28.051			
78	1 LAP	1:37.570	16	1 LAP	1:39.445	37	19.649	1:28.609	14	1 LAP	1:33.683			
64	1 LAP	1:37.532	33	32.974	1:30.455	1	22.071	1:29.073	36	1 LAP	1:34.171			
43	1 LAP	1:39.377	80	46.702	1:31.031	22	2 LAPS	1:46.975	97	1 LAP	1:35.346			
80	42.842	1:29.298	78	1 LAP	1:38.072	86	2 LAPS	2:08.419P	37	21.283	1:28.100			
71	45.861	1:30.919	71	51.743	1:33.053	16	1 LAP	1:37.362	1	23.921	1:28.316			
63	54.269	1:31.497	64	1 LAP	1:38.961	33	35.912	1:30.092	98	2 LAPS	1:40.262			
94	58.335	1:33.026	43	1 LAP	1:38.052	80	49.229	1:29.681	33	43.797	1:34.351			
28	1 LAP	1:40.070	63	58.307	1:31.209	71	56.982	1:32.393	22	2 LAPS	1:45.309			
86	1 LAP	2:50.313	94	1:03.523	1:32.359	78	1 LAP	1:35.958	16	1 LAP	1:36.662			
14	1:15.923	1:32.935	28	1 LAP	1:38.307	64	1 LAP	1:37.510	80	52.747	1:29.984			
47	1:16.521	1:33.077	47	1:24.862	1:35.512	63	1:03.914	1:32.761	71	1:01.608	1:31.092			
61	1:16.999	1:33.056	87	1:25.346	1:33.088	43	1 LAP	1:38.807	78	1 LAP	1:35.895			
87	1:19.429	1:33.965	61	1:26.072	1:36.244	94	1:08.147	1:31.778	63	1:09.369	1:31.921			
26	1:23.636	1:32.643	26	1:27.122	1:30.657	28	1 LAP	1:37.530	94	1:14.364	1:32.683			
98	1 LAP	1:41.629							64	1 LAP	1:37.045			
36	1:27.030	1:34.031							43	1 LAP	1:37.408			
									28	1 LAP	1:38.213			

Weather/Track: Cloud/Dry

www.mstworld.com

Page 3 of 3

Donington Park
Circuit Length = 1.9573 miles.
Start: 15:26 End: 15:46

Printed - 15:49 Sunday, 20 March 2011

HSCC Classic Racing Cars supported by the Cubicle Centre Ltd
RACE 6 - CLASSIFICATION - Donington Park - 20 March 2011

POS	NO	CL	DRIVER	NAT	CAR	TIME	LAPS	GAP	MPH	BEST
1	1	G	Ian GRAY		Brabham BT16	21:00.145	16		89.37	1:17.233
2	5	G	Antony ROSS		Lotus 59	21:07.532	16	7.387	88.85	1:18.382
3	48	D	Nigel BANCROFT		Chevron B17	21:09.234	16	9.089	88.73	1:17.901
4	77	D	David METHLEY		Merlyn 14A	21:32.699	16	32.554	87.12	1:17.756
5	23	D	Paul MCMORRAN		Crossle 17F	21:47.656	16	47.511	86.13	1:19.522
6	71	D	Chris HOLLAND		Brabham BT21	21:09.074	15	1 LAP	83.19	1:23.038
7	6	D	Leif BOSSON		Brabham BT28	21:38.968	15	1 LAP	81.28	1:25.385
8	11	C	David BROWN		Brabham BT23C	21:39.590	15	1 LAP	81.24	1:24.068
9	73	G	John RAND		Palliser WDB2	21:47.141	15	1 LAP	80.77	1:24.550
10	45	G	Ronnie HAINES		Cooper T82	21:48.938	15	1 LAP	80.66	1:24.669
11	89	FJ	Mark PANGBORN		Lotus 20B	22:04.990	15	1 LAP	79.68	1:25.590
12	55	F	Roger ARNOLD		Merlyn Mk20	22:11.662	15	1 LAP	79.28	1:27.085
13	37	B	Lincoln SMALL		Brabham BT10	22:16.004	15	1 LAP	79.02	1:25.171
14	93	FJ	Rudolf ERNST		Lotus 22	22:39.548	15	1 LAP	77.66	1:27.802
15	61	F	Harvey SYKES		Merlyn Mk17	21:03.393	14	2 LAPS	77.99	1:27.311
16	62	D	Geoffrey O'NION		Tecno F3	21:06.673	14	2 LAPS	77.79	1:26.247
17	33	F	Roger WAITE		Lola T200	21:07.038	14	2 LAPS	77.76	1:26.617
18	24	D	Andrew THORPE		March 703	21:08.192	14	2 LAPS	77.69	1:27.006
19	8	G	Rodger NEWMAN		Brabham BT14	21:25.214	14	2 LAPS	76.66	1:28.805
20	22	F	Graham BRIGGS		Merlyn 11A	21:32.699	14	2 LAPS	76.22	1:28.683
21	86	FJ	Steve JONES		Cooper T67	21:59.392	14	2 LAPS	74.68	1:28.508
22	92	F	Martin HAINES		Merlyn MK20	22:22.033	14	2 LAPS	73.42	1:32.116

NOT CLASSIFIED

98	FJ	Linden BRAND	Lotus 22	12:47.903	8	D.N.F.	73.26	1:29.074
19	D	Peter FROUDE	Tecno F3	13:31.135	8	D.N.F.	69.35	1:37.986
43	E	Chris WOODGATE	Envoy Mk1		0	D.N.F.	N/A	

FASTEST LAP

1	G	Ian GRAY	Brabham BT16	1:17.233	6	91.23mph	146.82kph
77	D	David METHLEY	Merlyn 14A	1:17.756	7	90.62mph	145.83kph
11	C	David BROWN	Brabham BT23C	1:24.068	13	83.81mph	134.88kph
37	B	Lincoln SMALL	Brabham BT10	1:25.171	14	82.73mph	133.14kph
89	FJ	Mark PANGBORN	Lotus 20B	1:25.590	14	82.32mph	132.49kph
33	F	Roger WAITE	Lola T200	1:26.617	9	81.35mph	130.92kph

Weather/Track: Cloud/Dry

Donington Park
Circuit Length = 1.9573 miles.
Start: 16:01 End: 16:22

Clerk of the Course:	Timekeeper:
----------------------	-------------

HSCC Classic Racing Cars supported by the Cubicle Centre Ltd
RACE 6 - LAP ANALYSIS - Donington Park - 20 March 2011

1	Ian GRAY	Brabham BT16					
1 -	1:23.201	6 -	1:17.233	11 -	1:17.686	16 -	1:21.060
2 -	1:18.492	7 -	1:19.039	12 -	1:18.353		
3 -	1:17.793	8 -	1:20.210	13 -	1:17.672		
4 -	1:17.587	9 -	1:17.794	14 -	1:17.722		
5 -	1:18.536	10 -	1:18.887	15 -	1:18.880		
5	Antony ROSS	Lotus 59					
1 -	1:23.137	6 -	1:18.972	11 -	1:20.024	16 -	1:18.382
2 -	1:19.801	7 -	1:19.231	12 -	1:18.932		
3 -	1:18.722	8 -	1:18.793	13 -	1:18.818		
4 -	1:18.416	9 -	1:18.801	14 -	1:19.055		
5 -	1:18.413	10 -	1:19.096	15 -	1:18.939		
6	Leif BOSSON	Brabham BT28					
1 -	1:32.807	6 -	1:26.534	11 -	1:25.810		
2 -	1:27.578	7 -	1:26.111	12 -	1:26.597		
3 -	1:27.034	8 -	1:25.385	13 -	1:25.488		
4 -	1:25.787	9 -	1:25.385	14 -	1:26.806		
5 -	1:25.983	10 -	1:26.110	15 -	1:25.553		
8	Rodger NEWMAN	Brabham BT14					
1 -	1:38.812	6 -	1:31.577	11 -	1:31.365		
2 -	1:29.023	7 -	1:33.785	12 -	1:32.293		
3 -	1:28.805	8 -	1:32.435	13 -	1:31.891		
4 -	1:29.055	9 -	1:30.499	14 -	1:30.895		
5 -	1:29.797	10 -	1:34.982				
11	David BROWN	Brabham BT23C					
1 -	1:36.970	6 -	1:26.694	11 -	1:25.581		
2 -	1:29.210	7 -	1:25.894	12 -	1:24.080		
3 -	1:27.059	8 -	1:26.742	13 -	1:24.068		
4 -	1:26.586	9 -	1:25.665	14 -	1:25.418		
5 -	1:26.511	10 -	1:24.708	15 -	1:24.404		
19	Peter FROUDE	Tecno F3					
1 -	1:52.648	6 -	1:38.431				
2 -	1:40.428	7 -	1:39.812				
3 -	1:38.682	8 -	1:37.986				
4 -	1:42.807						
5 -	1:40.341						

Weather/Track: Cloud/Dry

www.mstworld.com

Page 1 of 5

Donington Park
 Circuit Length = 1.9573 miles.
 Start: 16:01 End: 16:22

Printed - 16:25 Sunday, 20 March 2011

HSCC Classic Racing Cars supported by the Cubicle Centre Ltd
RACE 6 - LAP ANALYSIS - Donington Park - 20 March 2011
 (contd.)

22	Graham BRIGGS	Merlyn 11A	
1 - 1:45.664	6 - 1:28.927	11 - 1:28.989	
2 - 1:31.877	7 - 1:46.197	12 - 1:30.308	
3 - 1:28.995	8 - 1:32.417	13 - 1:29.878	
4 - 1:29.674	9 - 1:28.683	14 - 1:29.724	
5 - 1:30.853	10 - 1:30.513		
23	Paul MCMORRAN	Crossle 17F	
1 - 1:37.349	6 - 1:23.768	11 - 1:21.648	16 - 1:19.948
2 - 1:22.461	7 - 1:20.846	12 - 1:21.517	
3 - 1:19.975	8 - 1:20.496	13 - 1:19.737	
4 - 1:20.125	9 - 1:20.349	14 - 1:19.634	
5 - 1:19.522	10 - 1:20.389	15 - 1:19.892	
24	Andrew THORPE	March 703	
1 - 1:40.666	6 - 1:30.178	11 - 1:27.757	
2 - 1:32.537	7 - 1:28.533	12 - 1:27.006	
3 - 1:31.877	8 - 1:30.756	13 - 1:28.236	
4 - 1:30.862	9 - 1:27.574	14 - 1:27.908	
5 - 1:32.305	10 - 1:31.997		
33	Roger WAITE	Lola T200	
1 - 1:39.287	6 - 1:31.908	11 - 1:29.855	
2 - 1:29.158	7 - 1:31.806	12 - 1:33.095	
3 - 1:29.164	8 - 1:27.382	13 - 1:30.189	
4 - 1:30.896	9 - 1:26.617	14 - 1:29.627	
5 - 1:28.533	10 - 1:29.521		
37	Lincoln SMALL	Brabham BT10	
1 - 1:45.927	6 - 1:28.580	11 - 1:27.349	
2 - 1:36.277	7 - 1:27.154	12 - 1:26.331	
3 - 1:29.242	8 - 1:27.101	13 - 1:26.528	
4 - 1:28.130	9 - 1:25.608	14 - 1:25.171	
5 - 1:28.543	10 - 1:27.102	15 - 1:26.961	
43	Chris WOODGATE	Envoy Mk1	

Weather/Track: Cloud/Dry

www.mstworld.com

Page 2 of 5

Donington Park
 Circuit Length = 1.9573 miles.
 Start: 16:01 End: 16:22

Printed - 16:25 Sunday, 20 March 2011

HSCC Classic Racing Cars supported by the Cubicle Centre Ltd
RACE 6 - LAP ANALYSIS - Donington Park - 20 March 2011
 (contd.)

45	Ronnie HAINES	Cooper T82	
1 - 1:37.136	6 - 1:26.358	11 - 1:24.859	
2 - 1:29.475	7 - 1:26.733	12 - 1:24.669	
3 - 1:28.281	8 - 1:26.396	13 - 1:26.349	
4 - 1:26.824	9 - 1:25.365	14 - 1:25.563	
5 - 1:25.855	10 - 1:25.994	15 - 1:29.081	
48	Nigel BANCROFT	Chevron B17	
1 - 1:25.188	6 - 1:18.743	11 - 1:18.650	16 - 1:17.901
2 - 1:19.022	7 - 1:19.386	12 - 1:18.884	
3 - 1:18.056	8 - 1:20.452	13 - 1:18.152	
4 - 1:18.194	9 - 1:19.190	14 - 1:18.540	
5 - 1:18.615	10 - 1:21.363	15 - 1:18.898	
55	Roger ARNOLD	Merlyn Mk20	
1 - 1:33.799	6 - 1:27.159	11 - 1:28.702	
2 - 1:27.966	7 - 1:27.424	12 - 1:28.365	
3 - 1:28.398	8 - 1:30.469	13 - 1:30.293	
4 - 1:27.777	9 - 1:28.289	14 - 1:28.929	
5 - 1:27.085	10 - 1:28.126	15 - 1:28.881	
61	Harvey SYKES	Merlyn Mk17	
1 - 1:38.064	6 - 1:30.083	11 - 1:29.168	
2 - 1:30.137	7 - 1:28.845	12 - 1:30.304	
3 - 1:29.105	8 - 1:29.355	13 - 1:28.761	
4 - 1:30.391	9 - 1:27.311	14 - 1:32.806	
5 - 1:30.884	10 - 1:28.179		
62	Geoffrey O'NION	Tecno F3	
1 - 1:43.540	6 - 1:27.008	11 - 1:26.764	
2 - 1:32.588	7 - 1:29.444	12 - 1:26.646	
3 - 1:29.451	8 - 1:41.707	13 - 1:26.247	
4 - 1:29.349	9 - 1:29.140	14 - 1:27.706	
5 - 1:28.277	10 - 1:28.806		
71	Chris HOLLAND	Brabham BT21	
1 - 1:31.108	6 - 1:25.102	11 - 1:24.005	
2 - 1:24.836	7 - 1:24.402	12 - 1:25.851	
3 - 1:24.729	8 - 1:24.092	13 - 1:23.526	
4 - 1:23.401	9 - 1:24.817	14 - 1:23.426	
5 - 1:23.625	10 - 1:23.038	15 - 1:23.116	

Weather/Track: Cloud/Dry

HSCC Classic Racing Cars supported by the Cubicle Centre Ltd
RACE 6 - LAP ANALYSIS - Donington Park - 20 March 2011
 (contd.)

73	John RAND	Palliser WDB2	
1 - 1:35.645	6 - 1:28.022	11 - 1:25.290	
2 - 1:28.232	7 - 1:26.563	12 - 1:24.550	
3 - 1:28.214	8 - 1:26.427	13 - 1:26.655	
4 - 1:26.784	9 - 1:25.576	14 - 1:24.770	
5 - 1:26.561	10 - 1:25.502	15 - 1:28.350	
77	David METHLEY	Merlyn 14A	
1 - 1:32.456	6 - 1:19.190	11 - 1:18.766	16 - 1:19.328
2 - 1:19.437	7 - 1:17.756	12 - 1:28.706	
3 - 1:18.779	8 - 1:18.853	13 - 1:20.669	
4 - 1:19.210	9 - 1:20.091	14 - 1:21.265	
5 - 1:18.186	10 - 1:19.751	15 - 1:20.256	
86	Steve JONES	Cooper T67	
1 - 1:53.767	6 - 1:32.774	11 - 1:33.024	
2 - 1:37.004	7 - 1:30.748	12 - 1:34.918	
3 - 1:35.382	8 - 1:32.668	13 - 1:29.945	
4 - 1:35.700	9 - 1:29.642	14 - 1:28.508	
5 - 1:34.181	10 - 1:31.131		
89	Mark PANGBORN	Lotus 20B	
1 - 1:43.766	6 - 1:29.780	11 - 1:26.026	
2 - 1:29.971	7 - 1:27.830	12 - 1:25.603	
3 - 1:28.914	8 - 1:27.083	13 - 1:25.699	
4 - 1:27.307	9 - 1:27.168	14 - 1:25.590	
5 - 1:27.518	10 - 1:26.982	15 - 1:25.753	
92	Martin HAINES	Merlyn MK20	
1 - 1:45.267	6 - 1:34.045	11 - 1:34.214	
2 - 1:35.391	7 - 1:34.462	12 - 1:34.121	
3 - 1:35.316	8 - 1:40.827	13 - 1:32.116	
4 - 1:34.144	9 - 1:33.757	14 - 1:33.733	
5 - 1:37.239	10 - 1:37.401		
93	Rudolf ERNST	Lotus 22	
1 - 1:42.449	6 - 1:28.924	11 - 1:30.514	
2 - 1:27.945	7 - 1:28.100	12 - 1:27.892	
3 - 1:28.226	8 - 1:30.977	13 - 1:27.802	
4 - 1:29.491	9 - 1:28.380	14 - 1:28.007	
5 - 1:28.759	10 - 1:29.885	15 - 1:42.197	

Weather/Track: Cloud/Dry

HSCC Classic Racing Cars supported by the Cubicle Centre Ltd
RACE 6 - LAP ANALYSIS - Donington Park - 20 March 2011
(contd.)

98	Linden BRAND	FJ	Lotus 22
1 -	1:45.533	6 -	1:31.637
2 -	1:37.116	7 -	1:30.719
3 -	1:34.221	8 -	1:49.775P
4 -	1:29.828		
5 -	1:29.074		

Weather/Track: Cloud/Dry

www.mstworld.com

Page 5 of 5

Donington Park
Circuit Length = 1.9573 miles.
Start: 16:01 End: 16:22

Printed - 16:25 Sunday, 20 March 2011

HSCC Classic Racing Cars supported by the Cubicle Centre Ltd
RACE 6 - LAP CHART - Donington Park - 20 March 2011

Lap 1			Lap 2			Lap 3			Lap 4			Lap 5		
No	Behind	Laptime	No	Behind	Laptime	No	Behind	Laptime	No	Behind	Laptime	No	Behind	Laptime
5		1:23.137	1		1:18.492	1		1:17.793	1		1:17.587	1		1:18.536
1	0.064	1:23.201	5	1.245	1:19.801	5	2.174	1:18.722	5	3.003	1:18.416	5	2.880	1:18.413
48	2.051	1:25.188	48	2.517	1:19.022	48	2.780	1:18.056	48	3.387	1:18.194	48	3.466	1:18.615
71	7.971	1:31.108	77	10.200	1:19.437	77	11.186	1:18.779	77	12.809	1:19.210	86	1 LAP	1:35.700
77	9.319	1:32.456	71	14.251	1:24.836	23	20.299	1:19.975	23	22.837	1:20.125	77	12.459	1:18.186
6	9.670	1:32.807	23	18.117	1:22.461	71	21.187	1:24.729	71	27.001	1:23.401	19	1 LAP	1:42.807
55	10.662	1:33.799	6	18.692	1:27.578	6	27.933	1:27.034	6	36.133	1:25.787	23	23.823	1:19.522
73	12.508	1:35.645	55	20.072	1:27.966	55	30.677	1:28.398	55	40.867	1:27.777	71	32.090	1:23.625
11	13.833	1:36.970	73	22.184	1:28.232	73	32.605	1:28.214	73	41.802	1:26.784	6	43.580	1:25.983
45	13.999	1:37.136	11	24.487	1:29.210	11	33.753	1:27.059	11	42.752	1:26.586	55	49.416	1:27.085
23	14.212	1:37.349	45	24.918	1:29.475	45	35.406	1:28.281	45	44.643	1:26.824	73	49.827	1:26.561
61	14.927	1:38.064	8	26.142	1:29.023	8	37.154	1:28.805	8	48.622	1:29.055	11	50.727	1:26.511
8	15.675	1:38.812	61	26.508	1:30.137	61	37.820	1:29.105	61	50.624	1:30.391	45	51.962	1:25.855
33	16.150	1:39.287	33	26.752	1:29.158	33	38.123	1:29.164	93	51.038	1:29.491	8	59.883	1:29.797
24	17.529	1:40.666	93	28.701	1:27.945	93	39.134	1:28.226	33	51.432	1:30.896	93	1:01.261	1:28.759
93	19.312	1:42.449	24	31.510	1:32.537	89	43.165	1:28.914	89	52.885	1:27.307	33	1:01.429	1:28.533
62	20.403	1:43.540	89	32.044	1:29.971	24	45.594	1:31.877	62	57.855	1:29.349	89	1:01.867	1:27.518
89	20.629	1:43.766	62	34.435	1:32.588	62	46.093	1:29.451	24	58.869	1:30.862	61	1:02.972	1:30.884
92	22.130	1:45.267	22	35.848	1:31.877	22	47.050	1:28.995	22	59.137	1:29.674	62	1:07.596	1:28.277
98	22.396	1:45.533	92	38.965	1:35.391	37	51.960	1:29.242	37	1:02.503	1:28.130	22	1:11.454	1:30.853
22	22.527	1:45.664	37	40.511	1:36.277	92	56.488	1:35.316	98	1:09.625	1:29.828	37	1:12.510	1:28.543
37	22.790	1:45.927	98	40.956	1:37.116	98	57.384	1:34.221	92	1:13.045	1:34.144	24	1:12.638	1:32.305
19	29.511	1:52.648	86	49.078	1:37.004	86	1:06.667	1:35.382						
86	30.630	1:53.767	19	51.383	1:40.428	19	1:12.272	1:38.682						

Weather/Track: Cloud/Dry

HSCC Classic Racing Cars supported by the Cubicle Centre Ltd
RACE 6 - LAP CHART - Donington Park - 20 March 2011
 (contd.)

Lap 6			Lap 7			Lap 8			Lap 9			Lap 10		
No	Behind	Laptime	No	Behind	Laptime	No	Behind	Laptime	No	Behind	Laptime	No	Behind	Laptime
1		1:17.233	1		1:19.039	1		1:20.210	1		1:17.794	1		1:18.887
98	1 LAP	1:29.074	22	1 LAP	1:28.927	93	1 LAP	1:28.100	55	1 LAP	1:30.469	11	1 LAP	1:25.665
5	4.619	1:18.972	37	1 LAP	1:28.580	89	1 LAP	1:27.830	19	2 LAPS	1:39.812	73	1 LAP	1:25.576
48	4.976	1:18.743	5	4.811	1:19.231	5	3.394	1:18.793	5	4.401	1:18.801	45	1 LAP	1:25.365
77	14.416	1:19.190	48	5.323	1:19.386	61	1 LAP	1:28.845	48	6.961	1:19.190	5	4.610	1:19.096
92	1 LAP	1:37.239	24	1 LAP	1:30.178	48	5.565	1:20.452	89	1 LAP	1:27.083	48	9.437	1:21.363
86	1 LAP	1:34.181	77	13.133	1:17.756	62	1 LAP	1:29.444	77	14.073	1:20.091	55	1 LAP	1:28.289
23	30.358	1:23.768	98	1 LAP	1:31.637	33	1 LAP	1:31.806	93	1 LAP	1:30.977	77	14.937	1:19.751
71	39.959	1:25.102	92	1 LAP	1:34.045	8	1 LAP	1:33.785	61	1 LAP	1:29.355	89	1 LAP	1:27.168
19	1 LAP	1:40.341	23	32.165	1:20.846	37	1 LAP	1:27.154	33	1 LAP	1:27.382	19	2 LAPS	1:37.986
6	52.881	1:26.534	86	1 LAP	1:32.774	77	11.776	1:18.853	37	1 LAP	1:27.101	93	1 LAP	1:28.380
55	59.342	1:27.159	71	45.322	1:24.402	24	1 LAP	1:28.533	8	1 LAP	1:32.435	61	1 LAP	1:27.311
11	1:00.188	1:26.694	6	59.953	1:26.111	98	1 LAP	1:30.719	24	1 LAP	1:30.756	33	1 LAP	1:26.617
73	1:00.616	1:28.022	19	1 LAP	1:38.431	22	1 LAP	1:46.197	62	1 LAP	1:41.707	37	1 LAP	1:25.608
45	1:01.087	1:26.358	11	1:07.043	1:25.894	23	32.451	1:20.496	23	35.006	1:20.349	8	1 LAP	1:30.499
93	1:12.952	1:28.924	55	1:07.727	1:27.424	92	1 LAP	1:34.462	22	1 LAP	1:32.417	24	1 LAP	1:27.574
8	1:14.227	1:31.577	73	1:08.140	1:26.563	86	1 LAP	1:30.748	71	56.227	1:24.817	23	36.508	1:20.389
89	1:14.414	1:29.780	45	1:08.781	1:26.733	71	49.204	1:24.092	98	1 LAP	1:49.775P	62	1 LAP	1:29.140
61	1:15.822	1:30.083				6	1:05.128	1:25.385	86	1 LAP	1:32.668	22	1 LAP	1:28.683
33	1:16.104	1:31.908				11	1:13.575	1:26.742	92	1 LAP	1:40.827	71	1:00.378	1:23.038
62	1:17.371	1:27.008				73	1:14.357	1:26.427	6	1:12.719	1:25.385	86	1 LAP	1:29.642
						45	1:14.967	1:26.396						

Weather/Track: Cloud/Dry

HSCC Classic Racing Cars supported by the Cubicle Centre Ltd
RACE 6 - LAP CHART - Donington Park - 20 March 2011
 (contd.)

Lap 11			Lap 12			Lap 13			Lap 14			Lap 15		
No	Behind	Laptime	No	Behind	Laptime	No	Behind	Laptime	No	Behind	Laptime	No	Behind	Laptime
1		1:17.686	1		1:18.353	1		1:17.672	1		1:17.722	1		1:18.880
6	1 LAP	1:26.110	5	7.527	1:18.932	22	2 LAPS	1:28.989	8	2 LAPS	1:32.293	24	2 LAPS	1:28.236
92	2 LAPS	1:33.757	86	2 LAPS	1:31.131	5	8.673	1:18.818	71	1 LAP	1:23.526	71	1 LAP	1:23.426
5	6.948	1:20.024	6	1 LAP	1:25.810	48	11.412	1:18.152	5	10.006	1:19.055	5	10.065	1:18.939
11	1 LAP	1:24.708	48	10.932	1:18.884	6	1 LAP	1:26.597	48	12.230	1:18.540	48	12.248	1:18.898
48	10.401	1:18.650	11	1 LAP	1:25.581	11	1 LAP	1:24.080	22	2 LAPS	1:30.308	8	2 LAPS	1:31.891
73	1 LAP	1:25.502	73	1 LAP	1:25.290	86	2 LAPS	1:33.024	6	1 LAP	1:25.488	22	2 LAPS	1:29.878
45	1 LAP	1:25.994	45	1 LAP	1:24.859	73	1 LAP	1:24.550	11	1 LAP	1:24.068	77	34.286	1:20.256
77	16.017	1:18.766	92	2 LAPS	1:37.401	45	1 LAP	1:24.669	77	32.910	1:21.265	6	1 LAP	1:26.806
55	1 LAP	1:28.126	77	26.370	1:28.706	77	29.367	1:20.669	73	1 LAP	1:26.655	11	1 LAP	1:25.418
89	1 LAP	1:26.982	55	1 LAP	1:28.702	92	2 LAPS	1:34.214	45	1 LAP	1:26.349	73	1 LAP	1:24.770
61	1 LAP	1:28.179	89	1 LAP	1:26.026	55	1 LAP	1:28.365	86	2 LAPS	1:34.918	45	1 LAP	1:25.563
93	1 LAP	1:29.885	23	43.634	1:21.517	89	1 LAP	1:25.603	23	47.611	1:19.634	23	48.623	1:19.892
37	1 LAP	1:27.102	37	1 LAP	1:27.349	23	45.699	1:19.737	89	1 LAP	1:25.699	86	2 LAPS	1:29.945
33	1 LAP	1:29.521	61	1 LAP	1:29.168	37	1 LAP	1:26.331	55	1 LAP	1:30.293	89	1 LAP	1:25.590
23	40.470	1:21.648	93	1 LAP	1:30.514	93	1 LAP	1:27.892	92	2 LAPS	1:34.121	55	1 LAP	1:28.929
24	1 LAP	1:31.997	33	1 LAP	1:29.855	61	1 LAP	1:30.304	37	1 LAP	1:26.528	92	2 LAPS	1:32.116
8	1 LAP	1:34.982	24	1 LAP	1:27.757	33	1 LAP	1:33.095	93	1 LAP	1:27.802	37	1 LAP	1:25.171
62	1 LAP	1:28.806	62	1 LAP	1:26.764	24	1 LAP	1:27.006	61	1 LAP	1:28.761	93	1 LAP	1:28.007
71	1:06.697	1:24.005	8	1 LAP	1:31.365	62	1 LAP	1:26.646	33	1 LAP	1:30.189			
22	1 LAP	1:30.513	71	1:14.195	1:25.851				62	1 LAP	1:26.247			

Weather/Track: Cloud/Dry

www.mstworld.com

Page 3 of 4

Donington Park
 Circuit Length = 1.9573 miles.
 Start: 16:01 End: 16:22

Printed - 16:25 Sunday, 20 March 2011

HSCC Classic Racing Cars supported by the Cubicle Centre Ltd
RACE 6 - LAP CHART - Donington Park - 20 March 2011
 (contd.)

Lap 16			Lap 17			Lap 18			Lap 19			Lap 20		
No	Behind	Laptime	No	Behind	Laptime	No	Behind	Laptime	No	Behind	Laptime	No	Behind	Laptime
1		1:21.060												
61	2 LAPS	1:32.806												
62	2 LAPS	1:27.706												
33	2 LAPS	1:29.627												
5	7.387	1:18.382												
24	2 LAPS	1:27.908												
71	1 LAP	1:23.116												
48	9.089	1:17.901												
8	2 LAPS	1:30.895												
22	2 LAPS	1:29.724												
77	32.554	1:19.328												
6	1 LAP	1:25.553												
11	1 LAP	1:24.404												
73	1 LAP	1:28.350												
23	47.511	1:19.948												
45	1 LAP	1:29.081												
86	2 LAPS	1:28.508												
89	1 LAP	1:25.753												
55	1 LAP	1:28.881												
37	1 LAP	1:26.961												
92	2 LAPS	1:33.733												
93	1 LAP	1:42.197												

Weather/Track: Cloud/Dry

HSCC/FJHRA Miller Oils Historic Formula Junior

RACE 7 - CLASSIFICATION - Donington Park - 20 March 2011

POS	NO	CL	DRIVER	NAT	CAR	TIME	LAPS	GAP	MPH	BEST
1	48	D2	Callum MCLEOD		Caravelle Mk2	20:07.441	15		87.44	1:19.254
2	53	E	Sam WILSON		Cooper T59	20:10.108	15	2.667	87.25	1:19.137
3	51	E	Michael HIBBERD		Lotus 27	20:26.530	15	19.089	86.08	1:19.889
4	83	E	Denis WELCH		Lotus 22	20:27.169	15	19.728	86.03	1:19.845
5	68	E	James MURRAY		Lola Mk5A	20:30.165	15	22.724	85.82	1:20.053
6	62	E	Simon ARMER		Cooper T59	20:50.805	15	43.364	84.41	1:21.953
7	87	E	Andrew WILKINSON		Cooper T59	20:12.456	14	1 LAP	81.27	1:24.071
8	57	E	John SYKES		Merlyn Mk5/7	20:13.238	14	1 LAP	81.21	1:24.946
9	73	E	Peter ANSTISS		Lotus 20/22	20:13.994	14	1 LAP	81.16	1:23.899
10	14	C2	Crispian BESLEY		Cooper T56	20:19.487	14	1 LAP	80.80	1:24.980
11	4	B2	Derek WALKER		Terrier Mk IV	20:22.718	14	1 LAP	80.58	1:25.474
12	44	C2	Andrew ROBERTSON		Crossle 4F	20:23.334	14	1 LAP	80.54	1:25.150
13	45	C2	Peter MULLEN		Kieft	20:26.650	14	1 LAP	80.33	1:24.699
14	9	B2	John CHISHOLM		Gemini Mk2	20:30.150	14	1 LAP	80.10	1:25.957
15	25	B2	Andrew TART		Bond FJ	20:44.923	14	1 LAP	79.15	1:26.838
16	70	E	Bob BIRRELL		Brabham BT6	20:56.983	14	1 LAP	78.39	1:27.108
17	3	B2	Stuart TIZZARD		Lola MK2	20:59.865	14	1 LAP	78.21	1:27.584
18	95	D2	Anthony GODDARD		Tojeiro FJ	21:00.990	14	1 LAP	78.14	1:28.443
19	99	B	Peter ST BARBE		Elva 100	21:23.202	14	1 LAP	76.78	1:28.802
20	22	B2	Justin FLEMING		Elva 100	21:35.097	14	1 LAP	76.08	1:30.238
21	32	C2	John DOWSON		Elva 200	20:34.764	13	2 LAPS	74.09	1:32.494
22	26	B2	Roger DEXTER		Elva 100	21:03.199	13	2 LAPS	72.42	1:34.832
23	28	A	Michael ASHLEY-BROWN		Volpini Monoposto	21:42.339	13	2 LAPS	70.25	1:37.315
24	18	B1	Stephen BULLING		Sadler FJ	20:58.473	12	3 LAPS	67.10	1:37.621

NOT CLASSIFIED

77	E	Steve SMITH		Cooper T59	19:46.634	14	D.N.F.	83.03	1:21.730
49	C2	Mike GREGORY		De Tomaso ISIS	14:49.109	9	D.N.F.	71.20	1:35.134
29	B2	William GRIMSHAW		Moorland Mk1	9:39.441	6	D.N.F.	72.77	1:32.625
47	C1	Richard UTLEY		Caravelle Mk1	8:23.077	5	D.N.F.	69.81	1:34.047
75	E	Pete MORTON		Lightning Envoyette	1:31.976	1	D.N.F.	75.39	1:31.976
78	E	Paul SMEETH		Lotus 22	1:41.439	1	D.N.F.	68.36	
11	B2	Brian MITCHAM		Mallock U2	1:52.185	1	D.N.F.	61.81	
31	C2	Robert BARRIE		Lotus 18		0	D.N.F.	N/A	

FASTEST LAP

53	E	Sam WILSON		Cooper T59	1:19.137	4	89.03mph	143.29kph
48	D2	Callum MCLEOD		Caravelle Mk2	1:19.254	7	88.90mph	143.08kph
45	C2	Peter MULLEN		Kieft	1:24.699	5	83.19mph	133.88kph
4	B2	Derek WALKER		Terrier Mk IV	1:25.474	10	82.43mph	132.67kph
99	B	Peter ST BARBE		Elva 100	1:28.802	3	79.34mph	127.69kph
47	C1	Richard UTLEY		Caravelle Mk1	1:34.047	4	74.92mph	120.57kph
28	A	Michael ASHLEY-BROWN		Volpini Monoposto	1:37.315	5	72.40mph	116.52kph
18	B1	Stephen BULLING		Sadler FJ	1:37.621	4	72.18mph	116.16kph

Weather/Track: Cloud/Dry

Donington Park
Circuit Length = 1.9573 miles.
Start: 16:31 End: 16:51

Clerk of the Course:		Timekeeper:
----------------------	--	-------------

**HSCC/FJHRA Miller Oils Historic Formula Junior
RACE 7 - LAP ANALYSIS - Donington Park - 20 March 2011**

3	Stuart TIZZARD	Lola MK2
1 -	1:42.302	6 - 1:28.206
2 -	1:29.535	7 - 1:28.808
3 -	1:29.364	8 - 1:29.571
4 -	1:28.166	9 - 1:28.833
5 -	1:27.584	10 - 1:30.441
11 -	1:28.627	
12 -	1:29.517	
13 -	1:28.858	
14 -	1:30.053	
4	Derek WALKER	Terrier Mk IV
1 -	1:34.722	6 - 1:25.692
2 -	1:29.120	7 - 1:26.219
3 -	1:28.487	8 - 1:27.120
4 -	1:25.721	9 - 1:27.052
5 -	1:26.196	10 - 1:25.474
11 -	1:26.310	
12 -	1:26.234	
13 -	1:28.495	
14 -	1:25.876	
9	John CHISHOLM	Gemini Mk2
1 -	1:37.449	6 - 1:26.433
2 -	1:29.789	7 - 1:26.878
3 -	1:27.328	8 - 1:27.430
4 -	1:26.318	9 - 1:26.444
5 -	1:26.073	10 - 1:25.957
11 -	1:27.739	
12 -	1:27.202	
13 -	1:27.232	
14 -	1:27.878	
11	Brian MITCHAM	Mallock U2
1 -	1:52.185P	
14	Crispian BESLEY	Cooper T56
1 -	1:31.601	6 - 1:25.720
2 -	1:28.167	7 - 1:26.957
3 -	1:26.066	8 - 1:27.194
4 -	1:26.629	9 - 1:28.886
5 -	1:26.298	10 - 1:25.627
11 -	1:24.980	
12 -	1:26.457	
13 -	1:28.651	
14 -	1:26.254	
18	Stephen BULLING	Sadler FJ
1 -	1:52.146	6 - 1:39.346
2 -	1:41.144	7 - 1:40.813
3 -	1:40.293	8 - 1:39.056
4 -	1:37.621	9 - 1:41.562
5 -	1:38.984	10 - 2:14.940
11 -	1:48.395	
12 -	1:44.173	

Weather/Track: Cloud/Dry

HSCC/FJHRA Miller Oils Historic Formula Junior
RACE 7 - LAP ANALYSIS - Donington Park - 20 March 2011
 (contd.)

22	Justin FLEMING	Elva 100
1 - 1:44.155	6 - 1:31.088	11 - 1:31.274
2 - 1:33.132	7 - 1:31.731	12 - 1:31.254
3 - 1:33.117	8 - 1:31.552	13 - 1:31.387
4 - 1:32.569	9 - 1:30.578	14 - 1:31.120
5 - 1:31.902	10 - 1:30.238	
25	Andrew TART	Bond FJ
1 - 1:40.271	6 - 1:27.202	11 - 1:30.085
2 - 1:29.590	7 - 1:27.643	12 - 1:28.553
3 - 1:27.584	8 - 1:26.838	13 - 1:27.795
4 - 1:27.991	9 - 1:27.646	14 - 1:28.083
5 - 1:27.534	10 - 1:28.108	
26	Roger DEXTER	Elva 100
1 - 1:47.978	6 - 1:35.526	11 - 1:36.576
2 - 1:35.743	7 - 1:36.578	12 - 1:34.832
3 - 1:35.245	8 - 1:34.898	13 - 1:39.275
4 - 1:35.267	9 - 1:37.450	
5 - 1:36.021	10 - 1:37.810	
28	Michael ASHLEY-BROWN	Volpini Monoposto
1 - 1:53.017	6 - 1:38.271	11 - 1:37.533
2 - 1:41.062	7 - 1:40.671	12 - 1:38.776
3 - 1:40.151	8 - 1:39.208	13 - 1:38.056
4 - 1:40.764	9 - 1:39.743	
5 - 1:37.315	10 - 1:37.772	
29	William GRIMSHAW	Moorland Mk1
1 - 1:46.079	6 - 1:40.740P	
2 - 1:33.789		
3 - 1:32.861		
4 - 1:32.625		
5 - 1:33.347		
31	Robert BARRIE	Lotus 18

Weather/Track: Cloud/Dry

HSCC/FJHRA Miller Oils Historic Formula Junior
RACE 7 - LAP ANALYSIS - Donington Park - 20 March 2011
 (contd.)

32	John DOWSON	Elva 200
1 - 1:45.737	6 - 1:34.853	11 - 1:35.603
2 - 1:33.312	7 - 1:35.272	12 - 1:36.590
3 - 1:32.854	8 - 1:34.136	13 - 1:34.919
4 - 1:32.745	9 - 1:32.768	
5 - 1:33.481	10 - 1:32.494	
44	Andrew ROBERTSON	Crossle 4F
1 - 1:36.497	6 - 1:25.150	11 - 1:26.350
2 - 1:29.678	7 - 1:26.321	12 - 1:26.944
3 - 1:27.367	8 - 1:27.340	13 - 1:28.164
4 - 1:26.485	9 - 1:26.573	14 - 1:25.605
5 - 1:25.529	10 - 1:25.331	
45	Peter MULLEN	Kieft
1 - 1:34.138	6 - 1:24.712	11 - 1:25.482
2 - 1:29.894	7 - 1:40.116	12 - 1:26.209
3 - 1:26.753	8 - 1:25.533	13 - 1:26.055
4 - 1:26.075	9 - 1:25.224	14 - 1:26.073
5 - 1:24.699	10 - 1:25.687	
47	Richard UTLEY	Caravelle Mk1
1 - 1:53.041		
2 - 1:42.496		
3 - 1:35.822		
4 - 1:34.047		
5 - 1:37.671		
48	Callum MCLEOD	Caravelle Mk2
1 - 1:25.641	6 - 1:19.299	11 - 1:19.694
2 - 1:20.703	7 - 1:19.254	12 - 1:20.222
3 - 1:19.802	8 - 1:19.269	13 - 1:21.213
4 - 1:19.284	9 - 1:20.319	14 - 1:23.522
5 - 1:19.868	10 - 1:20.020	15 - 1:19.331
49	Mike GREGORY	De Tomaso ISIS
1 - 1:51.957	6 - 1:35.458	
2 - 1:39.002	7 - 1:37.434	
3 - 1:37.989	8 - 1:38.123	
4 - 1:36.005	9 - 1:35.134	
5 - 1:38.007		

Weather/Track: Cloud/Dry

www.mstworld.com

Page 3 of 6

Donington Park
 Circuit Length = 1.9573 miles.
 Start: 16:31 End: 16:51

Printed - 16:55 Sunday, 20 March 2011

HSCC/FJHRA Miller Oils Historic Formula Junior
RACE 7 - LAP ANALYSIS - Donington Park - 20 March 2011
 (contd.)

51	Michael HIBBERD	Lotus 27
1 -	1:25.988	6 - 1:22.038
2 -	1:22.659	7 - 1:21.884
3 -	1:20.535	8 - 1:21.396
4 -	1:19.889	9 - 1:20.655
5 -	1:21.305	10 - 1:20.748
		11 - 1:22.778
		12 - 1:21.778
		13 - 1:21.381
		14 - 1:20.750
		15 - 1:22.746
53	Sam WILSON	Cooper T59
1 -	1:27.310	6 - 1:19.546
2 -	1:20.674	7 - 1:21.062
3 -	1:19.936	8 - 1:19.761
4 -	1:19.137	9 - 1:20.127
5 -	1:19.282	10 - 1:19.806
		11 - 1:19.678
		12 - 1:20.023
		13 - 1:19.663
		14 - 1:23.451
		15 - 1:20.652
57	John SYKES	Merlyn Mk5/7
1 -	1:33.325	6 - 1:25.329
2 -	1:28.610	7 - 1:27.828
3 -	1:25.386	8 - 1:26.823
4 -	1:25.551	9 - 1:26.705
5 -	1:24.946	10 - 1:25.590
		11 - 1:25.271
		12 - 1:25.604
		13 - 1:27.134
		14 - 1:25.136
62	Simon ARMER	Cooper T59
1 -	1:28.210	6 - 1:23.178
2 -	1:22.383	7 - 1:22.414
3 -	1:22.534	8 - 1:22.478
4 -	1:22.162	9 - 1:22.170
5 -	1:21.953	10 - 1:22.269
		11 - 1:23.058
		12 - 1:27.668
		13 - 1:23.346
		14 - 1:22.850
		15 - 1:24.132
68	James MURRAY	Lola Mk5A
1 -	1:29.291	6 - 1:20.578
2 -	1:22.427	7 - 1:21.109
3 -	1:20.909	8 - 1:21.467
4 -	1:20.053	9 - 1:20.793
5 -	1:20.059	10 - 1:20.710
		11 - 1:22.730
		12 - 1:22.162
		13 - 1:21.098
		14 - 1:20.995
		15 - 1:25.784
70	Bob BIRRELL	Brabham BT6
1 -	1:45.841	6 - 1:28.787
2 -	1:29.382	7 - 1:27.939
3 -	1:28.020	8 - 1:27.988
4 -	1:27.108	9 - 1:28.237
5 -	1:27.187	10 - 1:28.724
		11 - 1:29.785
		12 - 1:28.003
		13 - 1:28.628
		14 - 1:31.354

Weather/Track: Cloud/Dry

www.mstworld.com

Page 4 of 6

Donington Park
 Circuit Length = 1.9573 miles.
 Start: 16:31 End: 16:51

Printed - 16:55 Sunday, 20 March 2011

HSCC/FJHRA Miller Oils Historic Formula Junior
RACE 7 - LAP ANALYSIS - Donington Park - 20 March 2011
 (contd.)

73	Peter ANSTISS	Lotus 20/22
1 -	1:38.826	6 - 1:23.899
2 -	1:27.529	7 - 1:24.931
3 -	1:26.387	8 - 1:27.125
4 -	1:25.379	9 - 1:28.076
5 -	1:24.891	10 - 1:24.285
11 -	1:24.607	12 - 1:27.249
13 -	1:26.339	14 - 1:24.471
75	Pete MORTON	Lightning Envoyette
1 -	1:31.976	
77	Steve SMITH	Cooper T59
1 -	1:28.604	6 - 1:23.088
2 -	1:32.389	7 - 1:23.633
3 -	1:23.386	8 - 1:23.470
4 -	1:21.730	9 - 1:23.638
5 -	1:22.190	10 - 1:22.489
11 -	1:22.790	12 - 1:24.066
13 -	1:24.171	14 - 1:30.990P
78	Paul SMEETH	Lotus 22
1 -	1:41.439P	
83	Denis WELCH	Lotus 22
1 -	1:34.526	6 - 1:21.070
2 -	1:24.866	7 - 1:20.492
3 -	1:21.800	8 - 1:20.437
4 -	1:21.241	9 - 1:20.343
5 -	1:20.880	10 - 1:20.171
11 -	1:20.097	12 - 1:20.764
13 -	1:19.946	14 - 1:20.691
15 -	1:19.845	
87	Andrew WILKINSON	Cooper T59
1 -	1:34.001	6 - 1:24.294
2 -	1:29.408	7 - 1:24.289
3 -	1:26.966	8 - 1:26.549
4 -	1:26.649	9 - 1:26.153
5 -	1:26.585	10 - 1:25.584
11 -	1:25.221	12 - 1:25.681
13 -	1:27.005	14 - 1:24.071

Weather/Track: Cloud/Dry

HSCC/FJHRA Miller Oils Historic Formula Junior
RACE 7 - LAP ANALYSIS - Donington Park - 20 March 2011
 (contd.)

95	Anthony GODDARD	Tojeiro FJ			
1 -	1:42.807	6 -	1:28.734	11 -	1:28.879
2 -	1:29.958	7 -	1:29.455	12 -	1:28.694
3 -	1:29.405	8 -	1:28.828	13 -	1:28.920
4 -	1:29.075	9 -	1:28.883	14 -	1:28.443
5 -	1:29.736	10 -	1:29.173		
99	Peter ST BARBE	Elva 100			
1 -	1:40.664	6 -	1:30.767	11 -	1:33.667
2 -	1:29.520	7 -	1:29.985	12 -	1:32.834
3 -	1:28.802	8 -	1:29.566	13 -	1:33.113
4 -	1:29.020	9 -	1:30.074	14 -	1:33.806
5 -	1:28.945	10 -	1:32.439		

Weather/Track: Cloud/Dry

**HSCC/FJHRA Miller Oils Historic Formula Junior
RACE 7 - LAP CHART - Donington Park - 20 March 2011**

Lap 1			Lap 2			Lap 3			Lap 4			Lap 5		
No	Behind	Laptime	No	Behind	Laptime	No	Behind	Laptime	No	Behind	Laptime	No	Behind	Laptime
48		1:25.641	48		1:20.703	48		1:19.802	48		1:19.284	48		1:19.868
51	0.347	1:25.988	53	1.640	1:20.674	53	1.774	1:19.936	53	1.627	1:19.137	47	1 LAP	1:34.047
53	1.669	1:27.310	51	2.303	1:22.659	51	3.036	1:20.535	51	3.641	1:19.889	53	1.041	1:19.282
62	2.569	1:28.210	62	4.249	1:22.383	68	6.481	1:20.909	68	7.250	1:20.053	51	5.078	1:21.305
77	2.963	1:28.604	68	5.374	1:22.427	62	6.981	1:22.534	62	9.859	1:22.162	18	1 LAP	1:37.621
68	3.650	1:29.291	83	13.048	1:24.866	83	15.046	1:21.800	83	17.003	1:21.241	68	7.441	1:20.059
14	5.960	1:31.601	14	13.424	1:28.167	77	18.233	1:23.386	77	20.679	1:21.730	28	1 LAP	1:40.764
75	6.335	1:31.976	77	14.649	1:32.389	14	19.688	1:26.066	14	27.033	1:26.629	62	11.944	1:21.953
57	7.684	1:33.325	57	15.591	1:28.610	57	21.175	1:25.386	57	27.442	1:25.551	83	18.015	1:20.880
87	8.360	1:34.001	87	17.065	1:29.408	87	24.229	1:26.966	45	31.430	1:26.075	77	23.001	1:22.190
45	8.497	1:34.138	4	17.498	1:29.120	45	24.639	1:26.753	87	31.594	1:26.649	57	32.520	1:24.946
83	8.885	1:34.526	45	17.688	1:29.894	4	26.183	1:28.487	4	32.620	1:25.721	14	33.463	1:26.298
4	9.081	1:34.722	44	19.831	1:29.678	73	26.596	1:26.387	73	32.691	1:25.379	45	36.261	1:24.699
44	10.856	1:36.497	73	20.011	1:27.529	44	27.396	1:27.367	44	34.597	1:26.485	73	37.714	1:24.891
9	11.808	1:37.449	9	20.894	1:29.789	9	28.420	1:27.328	9	35.454	1:26.318	87	38.311	1:26.585
73	13.185	1:38.826	25	23.517	1:29.590	25	31.299	1:27.584	25	40.006	1:27.991	4	38.948	1:26.196
25	14.630	1:40.271	99	23.840	1:29.520	99	32.840	1:28.802	99	42.576	1:29.020	44	40.258	1:25.529
99	15.023	1:40.664	3	25.493	1:29.535	3	35.055	1:29.364	3	43.937	1:28.166	9	41.659	1:26.073
78	15.798	1:41.439P	95	26.421	1:29.958	95	36.024	1:29.405	70	44.921	1:27.108	25	47.672	1:27.534
3	16.661	1:42.302	70	28.879	1:29.382	70	37.097	1:28.020	95	45.815	1:29.075	3	51.653	1:27.584
95	17.166	1:42.807	22	30.943	1:33.132	22	44.258	1:33.117	22	57.543	1:32.569	99	51.653	1:28.945
22	18.514	1:44.155	32	32.705	1:33.312	32	45.757	1:32.854	32	59.218	1:32.745	70	52.240	1:27.187
32	20.096	1:45.737	29	33.524	1:33.789	29	46.583	1:32.861	29	59.924	1:32.625	95	55.683	1:29.736
70	20.200	1:45.841	26	37.377	1:35.743	26	52.820	1:35.245	26	1:08.803	1:35.267	22	1:09.577	1:31.902
29	20.438	1:46.079	49	44.615	1:39.002	49	1:02.802	1:37.989	49	1:19.523	1:36.005	32	1:12.831	1:33.481
26	22.337	1:47.978	18	46.946	1:41.144	47	1:05.213	1:35.822				29	1:13.403	1:33.347
11	26.544	1:52.185P	28	47.735	1:41.062	18	1:07.437	1:40.293						
49	26.316	1:51.957	47	49.193	1:42.496	28	1:08.084	1:40.151						
18	26.505	1:52.146												
28	27.376	1:53.017												
47	27.400	1:53.041												

Weather/Track: Cloud/Dry

www.mstworld.com

Page 1 of 3

Donington Park
Circuit Length = 1.9573 miles.
Start: 16:31 End: 16:51

Printed - 16:54 Sunday, 20 March 2011

HSCC/FJHRA Miller Oils Historic Formula Junior
RACE 7 - LAP CHART - Donington Park - 20 March 2011
 (contd.)

Lap 6			Lap 7			Lap 8			Lap 9			Lap 10		
No	Behind	Laptime	No	Behind	Laptime	No	Behind	Laptime	No	Behind	Laptime	No	Behind	Laptime
48		1:19.299	48		1:19.254	48		1:19.269	48		1:20.319	48		1:20.020
53	1.288	1:19.546	22	1 LAP	1:31.088	53	3.588	1:19.761	3	1 LAP	1:29.571	53	3.182	1:19.806
26	1 LAP	1:36.021	53	3.096	1:21.062	51	12.574	1:21.396	53	3.396	1:20.127	18	2 LAPS	1:39.056
51	7.817	1:22.038	32	1 LAP	1:34.853	68	12.773	1:21.467	99	1 LAP	1:29.566	28	2 LAPS	1:39.208
68	8.720	1:20.578	51	10.447	1:21.884	22	1 LAP	1:31.731	95	1 LAP	1:28.828	70	1 LAP	1:28.237
62	15.823	1:23.178	68	10.575	1:21.109	83	22.192	1:20.437	51	12.910	1:20.655	3	1 LAP	1:28.833
49	1 LAP	1:38.007	29	1 LAP	1:40.740P	62	22.192	1:22.478	68	13.247	1:20.793	95	1 LAP	1:28.883
47	1 LAP	1:37.671	62	18.983	1:22.414	32	1 LAP	1:35.272	83	22.216	1:20.343	51	13.638	1:20.748
83	19.786	1:21.070	83	21.024	1:20.492	77	35.370	1:23.470	62	24.043	1:22.170	99	1 LAP	1:30.074
18	1 LAP	1:38.984	26	1 LAP	1:35.526	26	1 LAP	1:36.578	22	1 LAP	1:31.552	68	13.937	1:20.710
77	26.790	1:23.088	77	31.169	1:23.633	49	1 LAP	1:37.434	77	38.689	1:23.638	83	22.367	1:20.171
28	1 LAP	1:37.315	49	1 LAP	1:35.458	57	54.678	1:26.823	32	1 LAP	1:34.136	62	26.292	1:22.269
57	38.550	1:25.329	18	1 LAP	1:39.346	14	55.512	1:27.194	26	1 LAP	1:34.898	22	1 LAP	1:30.578
14	39.884	1:25.720	28	1 LAP	1:38.271	87	55.621	1:26.549	57	1:01.064	1:26.705	77	41.158	1:22.489
45	41.674	1:24.712	57	47.124	1:27.828	73	55.847	1:27.125	87	1:01.455	1:26.153	32	1 LAP	1:32.768
73	42.314	1:23.899	14	47.587	1:26.957	4	1:00.157	1:27.120	73	1:03.604	1:28.076	57	1:06.634	1:25.590
87	43.306	1:24.294	73	47.991	1:24.931	44	1:01.247	1:27.340	14	1:04.079	1:28.886	87	1:07.019	1:25.584
4	45.341	1:25.692	87	48.341	1:24.289	9	1:04.578	1:27.430	4	1:06.890	1:27.052	73	1:07.869	1:24.285
44	46.109	1:25.150	4	52.306	1:26.219	18	1 LAP	1:40.813	44	1:07.501	1:26.573	14	1:09.686	1:25.627
9	48.793	1:26.433	44	53.176	1:26.321	28	1 LAP	1:40.671	49	1 LAP	1:38.123	26	1 LAP	1:37.450
25	55.575	1:27.202	9	56.417	1:26.878	45	1:08.800	1:25.533	9	1:10.703	1:26.444	4	1:12.344	1:25.474
3	1:00.560	1:28.206	45	1:02.536	1:40.116	25	1:11.533	1:26.838	45	1:13.705	1:25.224	44	1:12.812	1:25.331
70	1:01.728	1:28.787	25	1:03.964	1:27.643	70	1:19.132	1:27.988	25	1:18.860	1:27.646	9	1:16.640	1:25.957
99	1:03.121	1:30.767	3	1:10.114	1:28.808							45	1:19.372	1:25.687
95	1:05.118	1:28.734	70	1:10.413	1:27.939									
			99	1:13.852	1:29.985									
			95	1:15.319	1:29.455									

Weather/Track: Cloud/Dry

HSCC/FJHRA Miller Oils Historic Formula Junior
RACE 7 - LAP CHART - Donington Park - 20 March 2011
 (contd.)

Lap 11			Lap 12			Lap 13			Lap 14			Lap 15		
No	Behind	Laptime	No	Behind	Laptime	No	Behind	Laptime	No	Behind	Laptime	No	Behind	Laptime
48		1:19.694	48		1:20.222	48		1:21.213	48		1:23.522	48		1:19.331
53	3.166	1:19.678	53	2.967	1:20.023	18	3 LAPS	2:14.940	87	1 LAP	1:27.005	53	2.667	1:20.652
49	2 LAPS	1:35.134	9	1 LAP	1:27.739	53	1.417	1:19.663	53	1.346	1:23.451	87	1 LAP	1:24.071
25	1 LAP	1:28.108	45	1 LAP	1:25.482	4	1 LAP	1:26.234	73	1 LAP	1:26.339	57	1 LAP	1:25.136
70	1 LAP	1:28.724	26	2 LAPS	1:37.810	44	1 LAP	1:26.944	14	1 LAP	1:28.651	73	1 LAP	1:24.471
51	16.722	1:22.778	25	1 LAP	1:30.085	45	1 LAP	1:26.209	4	1 LAP	1:28.495	14	1 LAP	1:26.254
68	16.973	1:22.730	51	18.278	1:21.778	9	1 LAP	1:27.202	44	1 LAP	1:28.164	4	1 LAP	1:25.876
3	1 LAP	1:30.441	68	18.913	1:22.162	51	18.446	1:21.381	32	2 LAPS	1:36.590	44	1 LAP	1:25.605
83	22.770	1:20.097	83	23.312	1:20.764	68	18.798	1:21.098	45	1 LAP	1:26.055	51	19.089	1:22.746
95	1 LAP	1:29.173	70	1 LAP	1:29.785	83	22.045	1:19.946	9	1 LAP	1:27.232	45	1 LAP	1:26.073
99	1 LAP	1:32.439	3	1 LAP	1:28.627	25	1 LAP	1:28.553	51	15.674	1:20.750	83	19.728	1:19.845
28	2 LAPS	1:39.743	95	1 LAP	1:28.879	26	2 LAPS	1:36.576	68	16.271	1:20.995	9	1 LAP	1:27.878
18	2 LAPS	1:41.562	62	37.102	1:27.668	70	1 LAP	1:28.003	83	19.214	1:20.691	68	22.724	1:25.784
62	29.656	1:23.058	99	1 LAP	1:33.667	3	1 LAP	1:29.517	18	3 LAPS	1:48.395	32	2 LAPS	1:34.919
77	44.254	1:22.790	28	2 LAPS	1:37.772	95	1 LAP	1:28.694	25	1 LAP	1:27.795	25	1 LAP	1:28.083
22	1 LAP	1:30.238	77	48.098	1:24.066	62	39.235	1:23.346	26	2 LAPS	1:34.832	62	43.364	1:24.132
32	1 LAP	1:32.494	22	1 LAP	1:31.274	77	51.056	1:24.171	70	1 LAP	1:28.628	70	1 LAP	1:31.354
57	1:12.211	1:25.271	57	1:17.593	1:25.604	99	1 LAP	1:32.834	62	38.563	1:22.850	18	3 LAPS	1:44.173
87	1:12.546	1:25.221	87	1:18.005	1:25.681	28	2 LAPS	1:37.533	3	1 LAP	1:28.858	3	1 LAP	1:30.053
73	1:12.782	1:24.607	73	1:19.809	1:27.249	22	1 LAP	1:31.254	95	1 LAP	1:28.920	95	1 LAP	1:28.443
14	1:14.972	1:24.980	32	1 LAP	1:35.603	57	1:23.514	1:27.134	77	58.524	1:30.990P	26	2 LAPS	1:39.275
4	1:18.960	1:26.310	14	1:21.207	1:26.457				99	1 LAP	1:33.113	99	1 LAP	1:33.806
44	1:19.468	1:26.350							22	1 LAP	1:31.387	22	1 LAP	1:31.120
									28	2 LAPS	1:38.776	28	2 LAPS	1:38.056

Weather/Track: Cloud/Dry

Donington Park
 Circuit Length = 1.9573 miles.
 Start: 16:31 End: 16:51

HSCC Guards Trophy supported by Dunlop Tyres

RACE 8 - CLASSIFICATION - Donington Park - 20 March 2011

POS	NO	CL	DRIVER	CAR	TIME	LAPS	GAP	MPH	BEST
1	42	SRD	Fleming	Chevron B8	40:05.332	30		87.83	1:15.960
2	31	SRD	Lovett	Chevron B8	40:16.413	30	11.081	87.43	1:16.318
3	3	SRD	Hodges	Chevron B8	40:17.663	30	12.331	87.38	1:16.204
4	49	SRD	Schryver/Schryver	Chevron B6	40:19.481	30	14.149	87.32	1:15.944
5	54	SRD	Shaw	Chevron B8	41:22.653	30	1:17.321	85.10	1:17.701
6	2	SRD	Tizzard/Tizzard	Lenham Spider	40:25.723	29	1 LAP	84.19	1:16.993
7	6	SRD	Thompson/McClurg	Chevron B6	41:22.947	29	1 LAP	82.25	1:19.114
8	46	D	Whitaker	TVR Griffith	40:28.664	28	2 LAPS	81.19	1:22.378
9	75	D	Voyazides	AC Cobra	40:34.863	28	2 LAPS	80.98	1:22.578
10	25	SRB	Hibberd/Hibberd	Lotus 23	40:41.813	28	2 LAPS	80.75	1:22.166
11	5	SRC	Ames	Elva GT160	40:47.447	28	2 LAPS	80.56	1:22.647
12	39	B1	Taylor	Lotus Elan	41:39.644	28	2 LAPS	78.88	1:24.397
13	41	SRE	Casey	Lenham P69	40:10.742	27	3 LAPS	78.87	1:21.727
14	18	SRB	Yarwood	Crossle 9S	40:27.374	27	3 LAPS	78.33	1:24.205
15	10	SRB	Halliday	Lotus 23B	40:36.707	27	3 LAPS	78.03	1:24.252
16	30	SRC	Bussey	Elva MK7	40:52.072	27	3 LAPS	77.54	1:24.309
17	22	B2	Smith	MG B Roadster	41:24.257	27	3 LAPS	76.53	1:27.493
18	17	B1	Ricketts	Lotus Elan	41:32.713	27	3 LAPS	76.27	1:26.199
19	98	B2	Bentley	MG B	40:30.140	26	4 LAPS	75.34	1:28.936
20	64	B2	Richardson	MG B	40:33.521	26	4 LAPS	75.23	1:28.879
21	57	B2	Beresford	MG B	40:40.352	26	4 LAPS	75.02	1:28.738
22	66	B2	Barnes	MG B Roadster	40:53.864	25	5 LAPS	71.74	1:29.887
23	52	SRB	Daws/Ball	Merlyn 6A	40:57.575	25	5 LAPS	71.63	1:24.874
24	16	D	Betts	Ford Shelby Mustang GT 350	41:05.934	25	5 LAPS	71.39	1:31.989
25	27	B3	Hoble	Morgan Plus 4	41:31.112	25	5 LAPS	70.66	1:34.518
26	9	B2	Edney	MG B	40:08.288	24	6 LAPS	70.17	1:33.686
27	94	B2	Sleep	MG B	40:08.377	24	6 LAPS	70.17	1:33.374
28	88	B3	Somerville	Triumph TR4	40:12.543	24	6 LAPS	70.05	1:34.311
29	59	B	King	Morgan Plus 4	40:48.285	24	6 LAPS	69.02	1:34.955
30	69	B3	St Clair Tisdall/Shears	Morgan Plus 4	40:53.864	24	6 LAPS	68.87	1:34.636
31	12	B3	Campbell/Wetherell	Triumph TR4	41:10.132	24	6 LAPS	68.41	1:28.057

NOT CLASSIFIED

47	C2	Scragg	Jaguar E-Type	28:27.803	19	D.N.F.	78.32	1:23.937
65	B1	Thompson	Marcos 1800GT	25:44.571	18	D.N.F.	82.04	1:23.332
20	B2	Mills/Loader	MG B Roadster	25:36.352	12	D.N.F.	54.96	1:33.452
37	B2	Naish	MG B	17:13.925	10	D.N.F.	68.04	1:38.804
72	SRD	Colman	Chevron B8	12:33.765	9	D.N.F.	83.98	1:18.495

FASTEST LAP

49	SRD	Schryver/Schryver	Chevron B6	1:15.944	21	92.78mph	149.31kph
41	SRE	Casey	Lenham P69	1:21.727	27	86.21mph	138.75kph
25	SRB	Hibberd/Hibberd	Lotus 23	1:22.166	4	85.75mph	138.01kph
46	D	Whitaker	TVR Griffith	1:22.378	20	85.53mph	137.65kph
5	SRC	Ames	Elva GT160	1:22.647	23	85.25mph	137.20kph
65	B1	Thompson	Marcos 1800GT	1:23.332	17	84.55mph	136.08kph
47	C2	Scragg	Jaguar E-Type	1:23.937	16	83.94mph	135.10kph
22	B2	Smith	MG B Roadster	1:27.493	16	80.53mph	129.60kph
12	B3	Campbell/Wetherell	Triumph TR4	1:28.057	7	80.02mph	128.77kph
59	B	King	Morgan Plus 4	1:34.955	24	74.20mph	119.42kph

Weather/Track: Cloud/Dry

Donington Park
Circuit Length = 1.9573 miles.
Start: 17:06 End: 17:46

Clerk of the Course:	Timekeeper:
----------------------	-------------

HSCC Guards Trophy supported by Dunlop Tyres

RACE 8 - LAP ANALYSIS - Donington Park - 20 March 2011

2	Tizzard/Tizzard	Lenham Spider				
1 - 1:26.365	6 - 1:20.892	11 - 1:21.648	16 - 2:47.216	21 - 1:21.641	26 - 1:20.668	
2 - 1:18.774	7 - 1:18.059	12 - 1:20.150	17 - 1:22.433	22 - 1:22.100	27 - 1:20.185	
3 - 1:18.523	8 - 1:19.158	13 - 1:17.090	18 - 1:21.732	23 - 1:20.800	28 - 1:22.411	
4 - 1:19.205	9 - 1:19.828	14 - 1:20.028	19 - 1:21.970	24 - 1:21.781	29 - 1:21.461	
5 - 1:19.637	10 - 1:16.993	15 - 1:23.429P	20 - 1:20.648	25 - 1:20.898		
3	Hodges	Chevron B8				
1 - 1:23.486	6 - 1:19.351	11 - 1:20.035	16 - 1:24.294P	21 - 1:17.636	26 - 1:17.659	
2 - 1:18.204	7 - 1:17.800	12 - 1:18.467	17 - 2:29.721	22 - 1:18.068	27 - 1:17.576	
3 - 1:17.640	8 - 1:17.812	13 - 1:16.306	18 - 1:17.890	23 - 1:17.359	28 - 1:16.880	
4 - 1:17.182	9 - 1:17.954	14 - 1:17.121	19 - 1:17.896	24 - 1:17.852	29 - 1:17.596	
5 - 1:19.796	10 - 1:18.272	15 - 1:18.207	20 - 1:16.898	25 - 1:16.204	30 - 1:16.501	
5	Ames	Elva GT160				
1 - 1:29.639	6 - 1:24.660	11 - 1:24.366	16 - 1:24.597	21 - 1:24.777	26 - 1:23.919	
2 - 1:23.116	7 - 1:23.678	12 - 1:25.423	17 - 1:26.178	22 - 1:24.604	27 - 1:23.529	
3 - 1:23.438	8 - 1:24.651	13 - 1:24.502	18 - 1:29.467P	23 - 1:22.647	28 - 1:25.840	
4 - 1:23.089	9 - 1:23.877	14 - 1:25.428	19 - 2:40.618	24 - 1:24.110		
5 - 1:23.326	10 - 1:23.919	15 - 1:24.146	20 - 1:24.024	25 - 1:25.879		
6	Thompson/McClurg	Chevron B6				
1 - 1:28.030	6 - 1:27.870	11 - 1:22.153	16 - 2:38.990	21 - 1:22.268	26 - 1:21.465	
2 - 1:21.713	7 - 1:24.503	12 - 1:25.950	17 - 1:21.451	22 - 1:24.201	27 - 1:20.436	
3 - 1:21.322	8 - 1:23.229	13 - 1:22.062	18 - 1:25.343	23 - 1:24.007	28 - 1:23.039	
4 - 1:20.706	9 - 1:21.545	14 - 1:22.478	19 - 1:24.229	24 - 1:20.748	29 - 1:22.002	
5 - 1:19.114	10 - 1:22.115	15 - 1:27.236P	20 - 1:22.163	25 - 1:22.579		
9	Edney	MG B				
1 - 1:50.125	6 - 1:36.355	11 - 1:39.086P	16 - 1:36.547	21 - 1:40.628		
2 - 1:36.508	7 - 1:37.116	12 - 2:56.163	17 - 1:35.269	22 - 1:37.871		
3 - 1:34.684	8 - 1:35.664	13 - 1:36.089	18 - 1:34.442	23 - 1:35.161		
4 - 1:36.588	9 - 1:40.451	14 - 1:35.657	19 - 1:37.540	24 - 1:36.983		
5 - 1:34.763	10 - 1:33.686	15 - 1:35.742	20 - 1:35.170			
10	Halliday	Lotus 23B				
1 - 1:38.777	6 - 1:24.992	11 - 1:29.443	16 - 1:27.154	21 - 1:26.684	26 - 1:26.473	
2 - 1:27.868	7 - 1:26.640	12 - 1:26.158	17 - 1:27.055	22 - 1:25.542	27 - 1:26.164	
3 - 1:25.844	8 - 1:25.458	13 - 1:25.039	18 - 1:26.129	23 - 1:27.370		
4 - 1:24.585	9 - 1:26.262	14 - 1:31.331P	19 - 1:26.033	24 - 1:27.198		
5 - 1:24.252	10 - 1:30.919	15 - 2:48.142	20 - 1:28.448	25 - 1:26.747		

Weather/Track: Cloud/Dry

www.mstworld.com

Page 1 of 6

Donington Park
Circuit Length = 1.9573 miles.
Start: 17:06 End: 17:46

Printed - 17:51 Sunday, 20 March 2011

HSCC Guards Trophy supported by Dunlop Tyres
RACE 8 - LAP ANALYSIS - Donington Park - 20 March 2011
 (contd.)

12	Campbell/Wetherell	Triumph TR4				
1 - 1:41.994	6 - 1:28.566	11 - 1:29.830	16 - 1:29.791	21 - 1:29.369		
2 - 1:29.500	7 - 1:28.057	12 - 1:29.531	17 - 1:43.851P	22 - 1:28.660		
3 - 1:29.977	8 - 1:29.265	13 - 1:28.576	18 - 5:02.732	23 - 1:28.263		
4 - 1:30.200	9 - 1:30.043	14 - 1:34.496P	19 - 1:29.195	24 - 1:29.031		
5 - 1:28.822	10 - 1:28.640	15 - 2:52.354	20 - 1:29.389			
16	Betts	Ford Shelby Mustang GT 350				
1 - 1:48.982	6 - 1:33.204	11 - 1:36.553	16 - 1:34.758	21 - 1:34.806		
2 - 1:34.398	7 - 1:33.587	12 - 1:39.952P	17 - 1:33.660	22 - 1:33.011		
3 - 1:35.242	8 - 1:34.070	13 - 3:02.561	18 - 1:34.193	23 - 1:34.043		
4 - 1:35.330	9 - 1:35.295	14 - 1:33.837	19 - 1:34.999	24 - 1:32.816		
5 - 1:34.753	10 - 1:33.357	15 - 1:36.070	20 - 1:34.468	25 - 1:31.989		
17	Ricketts	Lotus Elan				
1 - 1:39.597	6 - 1:29.008	11 - 1:28.488	16 - 1:31.230	21 - 1:29.031	26 - 1:28.335	
2 - 1:28.324	7 - 1:30.055	12 - 1:28.907	17 - 1:27.501	22 - 1:29.291	27 - 1:28.785	
3 - 1:26.199	8 - 1:31.015	13 - 1:34.626P	18 - 1:27.965	23 - 1:26.205		
4 - 1:26.811	9 - 1:29.473	14 - 2:52.244	19 - 1:28.043	24 - 1:26.716		
5 - 1:27.378	10 - 1:31.008	15 - 1:29.992	20 - 1:29.993	25 - 1:26.493		
18	Yarwood	Crossle 9S				
1 - 1:37.977	6 - 1:25.530	11 - 1:32.670P	16 - 1:25.110	21 - 1:26.320	26 - 1:25.174	
2 - 1:27.279	7 - 1:25.584	12 - 2:49.638	17 - 1:25.015	22 - 1:26.483	27 - 1:26.715	
3 - 1:27.193	8 - 1:29.219	13 - 1:25.142	18 - 1:26.582	23 - 1:25.989		
4 - 1:26.367	9 - 1:26.033	14 - 1:24.808	19 - 1:25.235	24 - 1:25.526		
5 - 1:25.125	10 - 1:29.094	15 - 1:24.636	20 - 1:24.205	25 - 1:28.725		
20	Mills/Loader	MG B Roadster				
1 - 1:46.757	6 - 1:33.452	11 - 1:48.817				
2 - 1:35.227	7 - 1:35.256	12 - 1:58.142P				
3 - 1:36.200	8 - 1:37.643					
4 - 1:34.820	9 - 1:56.350P					
5 - 1:34.275	10 - 6:59.413					
22	Smith	MG B Roadster				
1 - 1:38.777	6 - 1:28.761	11 - 1:29.016	16 - 1:27.493	21 - 1:28.276	26 - 1:28.290	
2 - 1:29.619	7 - 1:29.343	12 - 1:29.175	17 - 1:28.223	22 - 1:27.861	27 - 1:29.236	
3 - 1:27.866	8 - 1:28.551	13 - 1:30.606	18 - 1:28.543	23 - 1:27.963		
4 - 1:28.332	9 - 1:29.124	14 - 1:31.236P	19 - 1:29.934	24 - 1:28.155		
5 - 1:28.473	10 - 1:30.022	15 - 2:43.929	20 - 1:28.981	25 - 1:28.472		

Weather/Track: Cloud/Dry

HSCC Guards Trophy supported by Dunlop Tyres
RACE 8 - LAP ANALYSIS - Donington Park - 20 March 2011
 (contd.)

25	Hibberd/Hibberd	Lotus 23				
1 - 1:32.750	6 - 1:23.430	11 - 1:24.155	16 - 1:25.944	21 - 1:22.620	26 - 1:22.625	
2 - 1:24.430	7 - 1:23.078	12 - 1:24.710	17 - 1:30.714P	22 - 1:22.706	27 - 1:22.166	
3 - 1:24.437	8 - 1:24.862	13 - 1:24.368	18 - 2:45.927	23 - 1:22.898	28 - 1:23.821	
4 - 1:22.166	9 - 1:23.315	14 - 1:24.770	19 - 1:24.404	24 - 1:23.654		
5 - 1:22.316	10 - 1:23.925	15 - 1:23.784	20 - 1:23.709	25 - 1:24.129		
27	Hoble	Morgan Plus 4				
1 - 1:45.802	6 - 1:35.352	11 - 2:55.450	16 - 1:36.262	21 - 1:35.598		
2 - 1:36.185	7 - 1:35.166	12 - 1:35.061	17 - 1:35.126	22 - 1:36.710		
3 - 1:35.619	8 - 1:34.913	13 - 1:34.518	18 - 1:35.637	23 - 1:34.971		
4 - 1:36.245	9 - 1:36.230	14 - 1:35.347	19 - 1:36.578	24 - 1:36.416		
5 - 1:37.440	10 - 1:42.701P	15 - 1:35.047	20 - 1:36.317	25 - 1:36.421		
30	Bussey	Elva MK7				
1 - 1:37.174	6 - 1:24.989	11 - 1:28.926	16 - 2:46.985	21 - 1:25.847	26 - 1:26.465	
2 - 1:27.057	7 - 1:26.705	12 - 1:25.682	17 - 1:25.865	22 - 1:26.426	27 - 1:24.309	
3 - 1:27.767	8 - 1:26.006	13 - 1:25.869	18 - 1:50.557	23 - 1:26.342		
4 - 1:25.332	9 - 1:25.698	14 - 1:25.312	19 - 1:27.856	24 - 1:27.014		
5 - 1:25.156	10 - 1:28.784	15 - 1:32.445P	20 - 1:26.027	25 - 1:25.477		
31	Lovett	Chevron B8				
1 - 1:23.271	6 - 1:17.446	11 - 1:18.931	16 - 1:17.268	21 - 1:16.992	26 - 1:18.235	
2 - 1:17.848	7 - 1:17.779	12 - 1:16.941	17 - 1:16.640	22 - 1:17.365	27 - 1:17.454	
3 - 1:16.430	8 - 1:16.318	13 - 1:17.522	18 - 1:16.764	23 - 1:18.049	28 - 1:17.268	
4 - 1:17.471	9 - 1:16.979	14 - 1:23.773P	19 - 1:17.337	24 - 1:17.094	29 - 1:18.848	
5 - 1:18.505	10 - 1:19.092	15 - 2:37.172	20 - 1:16.942	25 - 1:17.750	30 - 1:16.929	
37	Naish	MG B				
1 - 1:54.246	6 - 1:43.997					
2 - 1:38.804	7 - 1:45.031					
3 - 1:39.478	8 - 1:42.095					
4 - 1:42.175	9 - 1:39.680					
5 - 1:41.849	10 - 1:46.570P					
39	Taylor	Lotus Elan				
1 - 1:34.507	6 - 1:24.861	11 - 1:24.854	16 - 2:45.530	21 - 1:25.044	26 - 1:27.114	
2 - 1:24.662	7 - 1:26.778	12 - 1:25.035	17 - 1:24.511	22 - 1:25.561	27 - 1:27.904	
3 - 1:24.529	8 - 1:24.839	13 - 1:24.764	18 - 1:26.250	23 - 1:25.458	28 - 1:37.677	
4 - 1:24.397	9 - 1:25.537	14 - 1:25.542	19 - 1:26.013	24 - 1:25.069		
5 - 1:25.111	10 - 1:26.152	15 - 1:29.865P	20 - 1:25.813	25 - 1:26.267		

Weather/Track: Cloud/Dry

www.mstworld.com

Page 3 of 6

Donington Park
 Circuit Length = 1.9573 miles.
 Start: 17:06 End: 17:46

Printed - 17:51 Sunday, 20 March 2011

HSCC Guards Trophy supported by Dunlop Tyres
RACE 8 - LAP ANALYSIS - Donington Park - 20 March 2011
 (contd.)

41	Casey	Lenham P69				
1 - 1:39.754	6 - 1:22.582	11 - 3:12.789	16 - 1:23.076	21 - 1:23.727	26 - 1:22.973	
2 - 1:26.140	7 - 1:24.857	12 - 1:24.216	17 - 1:27.911	22 - 1:23.139	27 - 1:21.727	
3 - 1:25.006	8 - 1:22.961	13 - 1:24.287	18 - 1:23.600	23 - 1:23.070		
4 - 1:23.146	9 - 1:25.509	14 - 1:23.499	19 - 1:24.046	24 - 1:22.645		
5 - 1:22.628	10 - 1:44.501P	15 - 1:23.735	20 - 1:24.333	25 - 1:24.885		
42	Fleming	Chevron B8				
1 - 1:21.492	6 - 1:16.341	11 - 1:20.211	16 - 1:21.336P	21 - 1:17.817	26 - 1:17.799	
2 - 1:16.628	7 - 1:17.088	12 - 1:15.960	17 - 2:31.681	22 - 1:16.856	27 - 1:17.094	
3 - 1:16.181	8 - 1:17.403	13 - 1:18.332	18 - 1:17.820	23 - 1:17.435	28 - 1:18.404	
4 - 1:16.884	9 - 1:19.021	14 - 1:16.867	19 - 1:16.611	24 - 1:17.187	29 - 1:17.458	
5 - 1:17.070	10 - 1:18.173	15 - 1:16.924	20 - 1:17.001	25 - 1:18.181	30 - 1:18.077	
46	Whitaker	TVR Griffith				
1 - 1:31.654	6 - 1:24.052	11 - 1:23.958	16 - 1:23.005	21 - 1:22.576	26 - 1:23.823	
2 - 1:23.337	7 - 1:23.431	12 - 1:24.301	17 - 1:23.109	22 - 1:23.656	27 - 1:26.857	
3 - 1:22.505	8 - 1:25.036	13 - 1:29.273P	18 - 1:22.644	23 - 1:22.780	28 - 1:23.713	
4 - 1:23.749	9 - 1:23.321	14 - 2:39.225	19 - 1:22.726	24 - 1:24.543		
5 - 1:23.046	10 - 1:23.842	15 - 1:22.463	20 - 1:22.378	25 - 1:23.661		
47	Scragg	Jaguar E-Type				
1 - 1:35.425	6 - 1:26.130	11 - 1:25.843	16 - 1:23.937			
2 - 1:24.603	7 - 1:26.659	12 - 1:24.090	17 - 1:24.416			
3 - 1:24.065	8 - 1:24.533	13 - 1:24.555	18 - 1:29.700P			
4 - 1:24.970	9 - 1:26.125	14 - 1:24.609	19 - 2:44.376P			
5 - 1:24.664	10 - 1:24.955	15 - 1:24.148				
49	Schryver/Schryver	Chevron B6				
1 - 1:23.190	6 - 1:16.812	11 - 1:22.402	16 - 1:18.342	21 - 1:15.944	26 - 1:17.395	
2 - 1:17.713	7 - 1:17.439	12 - 1:17.998	17 - 1:18.104	22 - 1:17.877	27 - 1:18.120	
3 - 1:17.726	8 - 1:16.208	13 - 1:17.382	18 - 1:16.385	23 - 1:17.216	28 - 1:16.446	
4 - 1:16.739	9 - 1:17.060	14 - 1:22.162P	19 - 1:17.481	24 - 1:18.936	29 - 1:18.304	
5 - 1:18.983	10 - 1:20.868	15 - 2:36.873	20 - 1:16.758	25 - 1:16.217	30 - 1:16.401	
52	Daws/Ball	Merlyn 6A				
1 - 1:36.698	6 - 1:25.612	11 - 1:26.790	16 - 3:06.628	21 - 1:25.968		
2 - 1:24.874	7 - 1:27.949	12 - 1:26.096	17 - 1:37.503	22 - 1:26.824		
3 - 1:25.971	8 - 1:29.637	13 - 1:24.926	18 - 1:52.558P	23 - 1:27.413		
4 - 1:26.503	9 - 1:26.290	14 - 1:25.465	19 - 3:36.861	24 - 1:28.096		
5 - 1:26.266	10 - 1:28.769	15 - 1:33.189P	20 - 1:27.066	25 - 1:33.623P		

Weather/Track: Cloud/Dry

www.mstworld.com

Page 4 of 6

Donington Park
 Circuit Length = 1.9573 miles.
 Start: 17:06 End: 17:46

Printed - 17:51 Sunday, 20 March 2011

HSCC Guards Trophy supported by Dunlop Tyres
RACE 8 - LAP ANALYSIS - Donington Park - 20 March 2011
 (contd.)

54	Shaw						Chevron B8				
1 -	1:27.274	6 -	1:22.117	11 -	1:20.214	16 -	2:35.089	21 -	1:21.074	26 -	1:21.100
2 -	1:18.444	7 -	1:17.798	12 -	1:22.577	17 -	1:20.096	22 -	1:18.649	27 -	1:20.240
3 -	1:18.314	8 -	1:20.905	13 -	1:18.759	18 -	1:22.408	23 -	1:20.995	28 -	1:18.031
4 -	1:18.094	9 -	1:18.482	14 -	1:17.701	19 -	1:18.897	24 -	1:20.123	29 -	1:19.221
5 -	1:19.941	10 -	1:19.326	15 -	1:24.936P	20 -	1:20.460	25 -	1:20.992	30 -	1:20.396
57	Beresford						MG B				
1 -	1:43.085	6 -	1:31.555	11 -	1:29.827	16 -	1:30.117	21 -	1:29.062	26 -	1:29.069
2 -	1:28.965	7 -	1:30.213	12 -	1:34.846P	17 -	1:30.486	22 -	1:30.567		
3 -	1:29.968	8 -	1:28.842	13 -	2:55.446	18 -	1:29.437	23 -	1:29.797		
4 -	1:30.414	9 -	1:29.531	14 -	1:29.666	19 -	1:29.955	24 -	1:29.577		
5 -	1:29.524	10 -	1:29.631	15 -	1:28.738	20 -	1:30.965	25 -	1:31.069		
59	King						Morgan Plus 4				
1 -	1:53.473	6 -	1:37.631	11 -	1:37.761	16 -	1:36.664	21 -	1:36.645		
2 -	1:38.738	7 -	1:41.053	12 -	1:36.320	17 -	1:35.776	22 -	1:36.665		
3 -	1:38.424	8 -	1:36.142	13 -	1:47.441P	18 -	1:36.947	23 -	1:38.552		
4 -	1:38.897	9 -	1:37.997	14 -	3:04.964	19 -	1:36.167	24 -	1:34.955		
5 -	1:39.827	10 -	1:35.770	15 -	1:35.534	20 -	1:35.942				
64	Richardson						MG B				
1 -	1:42.864	6 -	1:31.019	11 -	1:30.323	16 -	1:29.463	21 -	1:28.879	26 -	1:28.998
2 -	1:30.508	7 -	1:30.272	12 -	1:30.269	17 -	1:30.899	22 -	1:29.223		
3 -	1:29.780	8 -	1:29.701	13 -	1:33.877P	18 -	1:30.816	23 -	1:30.983		
4 -	1:29.784	9 -	1:29.533	14 -	2:47.218	19 -	1:29.457	24 -	1:29.786		
5 -	1:29.289	10 -	1:29.548	15 -	1:30.574	20 -	1:29.083	25 -	1:31.375		
65	Thompson						Marcos 1800GT				
1 -	1:31.357	6 -	1:25.686	11 -	1:25.807	16 -	1:24.812				
2 -	1:25.169	7 -	1:26.650	12 -	1:24.094	17 -	1:23.332				
3 -	1:24.769	8 -	1:24.970	13 -	1:25.011	18 -	1:28.765P				
4 -	1:25.945	9 -	1:26.208	14 -	1:25.662						
5 -	1:25.685	10 -	1:25.318	15 -	1:25.331						
66	Barnes						MG B Roadster				
1 -	1:43.874	6 -	1:32.922	11 -	1:37.005P	16 -	1:33.207	21 -	1:33.477		
2 -	1:30.475	7 -	1:30.460	12 -	2:52.618	17 -	1:30.840	22 -	1:30.448		
3 -	1:30.100	8 -	1:31.010	13 -	1:33.096	18 -	1:32.674	23 -	1:30.950		
4 -	1:30.319	9 -	2:33.468	14 -	1:35.581	19 -	1:32.309	24 -	1:30.109		
5 -	1:30.647	10 -	1:31.438	15 -	1:30.359	20 -	1:29.887	25 -	1:36.591		

Weather/Track: Cloud/Dry

HSCC Guards Trophy supported by Dunlop Tyres
RACE 8 - LAP ANALYSIS - Donington Park - 20 March 2011
 (contd.)

69	St Clair Tisdall/Shears	Morgan Plus 4				
1 - 1:52.449	6 - 1:39.180	11 - 1:40.011	16 - 1:37.402	21 - 1:37.150		
2 - 1:37.350	7 - 1:40.669	12 - 1:34.636	17 - 1:38.547	22 - 1:34.731		
3 - 1:37.236	8 - 1:38.631	13 - 1:44.346P	18 - 1:36.185	23 - 1:35.705		
4 - 1:38.575	9 - 1:39.176	14 - 3:07.392	19 - 1:36.361	24 - 1:37.863		
5 - 1:37.812	10 - 1:37.843	15 - 1:36.731	20 - 1:37.883			
72	Colman	Chevron B8				
1 - 1:28.728	6 - 1:20.502					
2 - 1:21.676	7 - 1:18.495					
3 - 1:20.155	8 - 1:20.124					
4 - 1:18.517	9 - 1:45.895P					
5 - 1:19.673						
75	Voyazides	AC Cobra				
1 - 1:33.694	6 - 1:24.359	11 - 1:22.866	16 - 1:22.996	21 - 1:23.249	26 - 1:25.807	
2 - 1:24.410	7 - 1:23.997	12 - 1:23.227	17 - 1:23.190	22 - 1:23.581	27 - 1:23.630	
3 - 1:23.998	8 - 1:24.741	13 - 1:29.058P	18 - 1:23.113	23 - 1:24.062	28 - 1:23.157	
4 - 1:23.298	9 - 1:23.749	14 - 2:38.535	19 - 1:24.277	24 - 1:24.145		
5 - 1:23.019	10 - 1:23.044	15 - 1:22.578	20 - 1:24.785	25 - 1:24.298		
88	Somerville	Triumph TR4				
1 - 1:48.266	6 - 1:34.311	11 - 2:50.428	16 - 1:37.116	21 - 1:35.692		
2 - 1:38.928	7 - 1:46.056	12 - 1:37.565	17 - 1:37.105	22 - 1:36.989		
3 - 1:35.704	8 - 1:36.435	13 - 1:36.143	18 - 1:36.317	23 - 1:35.626		
4 - 1:35.213	9 - 1:36.084	14 - 1:36.118	19 - 1:38.993	24 - 1:35.388		
5 - 1:36.602	10 - 1:39.366P	15 - 1:35.853	20 - 1:36.245			
94	Sleep	MG B				
1 - 1:49.085	6 - 1:35.018	11 - 1:40.322P	16 - 1:35.001	21 - 1:33.906		
2 - 1:38.908	7 - 1:36.230	12 - 3:08.749	17 - 1:36.875	22 - 1:35.044		
3 - 1:35.459	8 - 1:38.230	13 - 1:37.033	18 - 1:34.015	23 - 1:33.374		
4 - 1:36.396	9 - 1:37.474	14 - 1:34.962	19 - 1:37.750	24 - 1:34.995		
5 - 1:35.453	10 - 1:35.233	15 - 1:34.643	20 - 1:34.222			
98	Bentley	MG B				
1 - 1:41.234	6 - 1:30.283	11 - 1:29.660	16 - 2:44.778	21 - 1:29.041	26 - 1:32.124	
2 - 1:29.659	7 - 1:30.061	12 - 1:29.910	17 - 1:29.069	22 - 1:30.935		
3 - 1:30.081	8 - 1:29.545	13 - 1:28.936	18 - 1:29.925	23 - 1:30.477		
4 - 1:30.113	9 - 1:29.990	14 - 1:29.596	19 - 1:29.852	24 - 1:32.109		
5 - 1:30.649	10 - 1:29.231	15 - 1:32.808P	20 - 1:29.776	25 - 1:30.298		

Weather/Track: Cloud/Dry

HSCC Guards Trophy supported by Dunlop Tyres
RACE 8 - LAP CHART - Donington Park - 20 March 2011

Lap 1			Lap 2			Lap 3			Lap 4			Lap 5		
No	Behind	Laptime	No	Behind	Laptime	No	Behind	Laptime	No	Behind	Laptime	No	Behind	Laptime
42		1:21.492	42		1:16.628	42		1:16.181	42		1:16.884	42		1:17.070
49	1.698	1:23.190	49	2.783	1:17.713	31	3.248	1:16.430	37	1 LAP	1:39.478	20	1 LAP	1:34.820
31	1.779	1:23.271	31	2.999	1:17.848	49	4.328	1:17.726	31	3.835	1:17.471	31	5.270	1:18.505
3	1.994	1:23.486	3	3.570	1:18.204	3	5.029	1:17.640	49	4.183	1:16.739	27	1 LAP	1:36.245
2	4.873	1:26.365	2	7.019	1:18.774	2	9.361	1:18.523	3	5.327	1:17.182	16	1 LAP	1:35.330
54	5.782	1:27.274	54	7.598	1:18.444	54	9.731	1:18.314	54	10.941	1:18.094	49	6.096	1:18.983
6	6.538	1:28.030	6	11.623	1:21.713	72	16.258	1:20.155	2	11.682	1:19.205	3	8.053	1:19.796
72	7.236	1:28.728	72	12.284	1:21.676	6	16.764	1:21.322	72	17.891	1:18.517	9	1 LAP	1:36.588
5	8.147	1:29.639	5	14.635	1:23.116	5	21.892	1:23.438	6	20.586	1:20.706	88	1 LAP	1:35.213
65	9.865	1:31.357	46	16.871	1:23.337	46	23.195	1:22.505	5	28.097	1:23.089	94	1 LAP	1:36.396
46	10.162	1:31.654	65	18.406	1:25.169	65	26.994	1:24.769	46	30.060	1:23.749	54	13.812	1:19.941
25	11.258	1:32.750	25	19.060	1:24.430	25	27.316	1:24.437	25	32.598	1:22.166	2	14.249	1:19.637
75	12.202	1:33.694	75	19.984	1:24.410	75	27.801	1:23.998	75	34.215	1:23.298	69	1 LAP	1:38.575
39	13.015	1:34.507	39	21.049	1:24.662	39	29.397	1:24.529	65	36.055	1:25.945	72	20.494	1:19.673
47	13.933	1:35.425	47	21.908	1:24.603	47	29.792	1:24.065	39	36.910	1:24.397	59	1 LAP	1:38.897
52	15.206	1:36.698	52	23.452	1:24.874	52	33.242	1:25.971	47	37.878	1:24.970	6	22.630	1:19.114
30	15.682	1:37.174	30	26.111	1:27.057	41	36.599	1:25.006	52	42.861	1:26.503	37	1 LAP	1:42.175
18	16.485	1:37.977	18	27.136	1:27.279	30	37.697	1:27.767	41	42.861	1:23.146	5	34.353	1:23.326
22	17.285	1:38.777	41	27.774	1:26.140	18	38.148	1:27.193	10	45.889	1:24.585	46	36.036	1:23.046
10	17.285	1:38.777	10	28.525	1:27.868	10	38.188	1:25.844	30	46.145	1:25.332	25	37.844	1:22.316
17	18.105	1:39.597	17	29.801	1:28.324	17	39.819	1:26.199	18	47.631	1:26.367	75	40.164	1:23.019
41	18.262	1:39.754	22	30.276	1:29.619	22	41.961	1:27.866	17	49.746	1:26.811	65	44.670	1:25.685
98	19.742	1:41.234	98	32.773	1:29.659	98	46.673	1:30.081	22	53.409	1:28.332	39	44.951	1:25.111
12	20.502	1:41.994	12	33.374	1:29.500	12	47.170	1:29.977	98	59.902	1:30.113	47	45.472	1:24.664
64	21.372	1:42.864	57	33.930	1:28.965	57	47.717	1:29.968	12	1:00.486	1:30.200	41	48.419	1:22.628
57	21.593	1:43.085	64	35.252	1:30.508	64	48.851	1:29.780	57	1:01.247	1:30.414	52	52.057	1:26.266
66	22.382	1:43.874	66	36.229	1:30.475	66	50.148	1:30.100	64	1:01.751	1:29.784	10	53.071	1:24.252
27	24.310	1:45.802	20	43.864	1:35.227	27	1:03.305	1:35.619	66	1:03.583	1:30.319	30	54.231	1:25.156
20	25.265	1:46.757	27	43.867	1:36.185	20	1:03.883	1:36.200				18	55.686	1:25.125
88	26.774	1:48.266	16	45.260	1:34.398	16	1:04.321	1:35.242				17	1:00.054	1:27.378
16	27.490	1:48.982	9	48.513	1:36.508	9	1:07.016	1:34.684				22	1:04.812	1:28.473
94	27.593	1:49.085	88	49.074	1:38.928	88	1:08.597	1:35.704				12	1:12.238	1:28.822
9	28.633	1:50.125	94	49.873	1:38.908	94	1:09.151	1:35.459				98	1:13.481	1:30.649
69	30.957	1:52.449	69	51.679	1:37.350	69	1:12.734	1:37.236				57	1:13.701	1:29.524
59	31.981	1:53.473	59	54.091	1:38.738	59	1:16.334	1:38.424				64	1:13.970	1:29.289
37	32.754	1:54.246	37	54.930	1:38.804									

Weather/Track: Cloud/Dry

HSCC Guards Trophy supported by Dunlop Tyres
RACE 8 - LAP CHART - Donington Park - 20 March 2011
 (contd.)

Lap 6			Lap 7			Lap 8			Lap 9			Lap 10		
No	Behind	Laptime	No	Behind	Laptime	No	Behind	Laptime	No	Behind	Laptime	No	Behind	Laptime
42		1:16.341	42		1:17.088	42		1:17.403	42		1:19.021	42		1:18.173
66	1 LAP	1:30.647	22	1 LAP	1:28.761	37	2 LAPS	1:43.997	10	1 LAP	1:25.458	65	1 LAP	1:26.208
31	6.375	1:17.446	49	6.918	1:17.439	49	5.723	1:16.208	30	1 LAP	1:26.006	27	2 LAPS	1:34.913
49	6.567	1:16.812	31	7.066	1:17.779	31	5.981	1:16.318	49	3.762	1:17.060	47	1 LAP	1:26.125
3	11.063	1:19.351	12	1 LAP	1:28.566	17	1 LAP	1:30.055	31	3.939	1:16.979	31	4.858	1:19.092
2	18.800	1:20.892	98	1 LAP	1:30.283	22	1 LAP	1:29.343	69	2 LAPS	1:40.669	9	2 LAPS	1:35.664
54	19.588	1:22.117	64	1 LAP	1:31.019	3	12.184	1:17.812	52	1 LAP	1:29.637	49	6.457	1:20.868
20	1 LAP	1:34.275	3	11.775	1:17.800	12	1 LAP	1:28.057	18	1 LAP	1:29.219	10	1 LAP	1:26.262
16	1 LAP	1:34.753	57	1 LAP	1:31.555	2	21.526	1:19.158	59	2 LAPS	1:41.053	94	2 LAPS	1:38.230
72	24.655	1:20.502	66	1 LAP	1:32.922	98	1 LAP	1:30.061	3	11.117	1:17.954	30	1 LAP	1:25.698
27	1 LAP	1:37.440	2	19.771	1:18.059	54	23.800	1:20.905	17	1 LAP	1:31.015	3	11.216	1:18.272
9	1 LAP	1:34.763	54	20.298	1:17.798	64	1 LAP	1:30.272	22	1 LAP	1:28.551	52	1 LAP	1:26.290
88	1 LAP	1:36.602	72	26.062	1:18.495	57	1 LAP	1:30.213	2	22.333	1:19.828	18	1 LAP	1:26.033
94	1 LAP	1:35.453	20	1 LAP	1:33.452	72	28.783	1:20.124	54	23.261	1:18.482	88	2 LAPS	1:36.435
6	34.159	1:27.870	16	1 LAP	1:33.204	66	1 LAP	1:30.460	37	2 LAPS	1:45.031	2	21.153	1:16.993
69	1 LAP	1:37.812	6	41.574	1:24.503	6	47.400	1:23.229	12	1 LAP	1:29.265	54	24.414	1:19.326
5	42.672	1:24.660	27	1 LAP	1:35.352	16	1 LAP	1:33.587	98	1 LAP	1:29.545	69	2 LAPS	1:38.631
46	43.747	1:24.052	9	1 LAP	1:36.355	5	56.510	1:24.651	57	1 LAP	1:28.842	59	2 LAPS	1:36.142
59	1 LAP	1:39.827	88	1 LAP	1:34.311	20	1 LAP	1:35.256	64	1 LAP	1:29.701	17	1 LAP	1:29.473
25	44.933	1:23.430	94	1 LAP	1:35.018	46	57.723	1:25.036	66	1 LAP	1:31.010	22	1 LAP	1:29.124
75	48.182	1:24.359	5	49.262	1:23.678	25	58.382	1:24.862	6	49.924	1:21.545	12	1 LAP	1:30.043
37	1 LAP	1:41.849	46	50.090	1:23.431	75	1:02.429	1:24.741	72	55.657	1:45.895P	98	1 LAP	1:29.990
39	53.471	1:24.861	25	50.923	1:23.078	27	1 LAP	1:35.166	5	1:01.366	1:23.877	57	1 LAP	1:29.531
65	54.015	1:25.686	75	55.091	1:23.997	9	1 LAP	1:37.116	46	1:02.023	1:23.321	64	1 LAP	1:29.533
41	54.660	1:22.582	69	1 LAP	1:39.180	94	1 LAP	1:36.230	25	1:02.676	1:23.315	37	2 LAPS	1:42.095
47	55.261	1:26.130	41	1:02.429	1:24.857	41	1:07.987	1:22.961	75	1:07.157	1:23.749	6	53.866	1:22.115
52	1:01.328	1:25.612	39	1:03.161	1:26.778	39	1:10.597	1:24.839	16	1 LAP	1:34.070	5	1:07.112	1:23.919
10	1:01.722	1:24.992	65	1:03.577	1:26.650	65	1:11.144	1:24.970	41	1:14.475	1:25.509	46	1:07.692	1:23.842
30	1:02.879	1:24.989	47	1:04.832	1:26.659	47	1:11.962	1:24.533	20	1 LAP	1:37.643	25	1:08.428	1:23.925
18	1:04.875	1:25.530	59	1 LAP	1:37.631	88	1 LAP	1:46.056	39	1:17.113	1:25.537	75	1:12.028	1:23.044
17	1:12.721	1:29.008	10	1:11.274	1:26.640									
			52	1:12.189	1:27.949									
			30	1:12.496	1:26.705									
			18	1:13.371	1:25.584									

Weather/Track: Cloud/Dry

Donington Park
 Circuit Length = 1.9573 miles.
 Start: 17:06 End: 17:46

HSCC Guards Trophy supported by Dunlop Tyres
RACE 8 - LAP CHART - Donington Park - 20 March 2011
 (contd.)

Lap 11			Lap 12			Lap 13			Lap 14			Lap 15		
No	Behind	Laptime	No	Behind	Laptime	No	Behind	Laptime	No	Behind	Laptime	No	Behind	Laptime
42		1:20.211	42		1:15.960	42		1:18.332	42		1:16.867	42		1:16.924
31	3.578	1:18.931	31	4.559	1:16.941	46	1 LAP	1:24.301	98	2 LAPS	1:29.910	22	2 LAPS	1:30.606
39	1 LAP	1:26.152	49	10.686	1:17.998	5	1 LAP	1:25.423	64	2 LAPS	1:30.269	17	2 LAPS	1:34.626P
65	1 LAP	1:25.318	3	13.547	1:18.467	25	1 LAP	1:24.710	59	3 LAPS	1:37.761	12	2 LAPS	1:28.576
47	1 LAP	1:24.955	39	1 LAP	1:24.854	75	1 LAP	1:23.227	57	2 LAPS	1:34.846P	3	13.058	1:18.207
16	2 LAPS	1:35.295	65	1 LAP	1:25.807	31	3.749	1:17.522	5	1 LAP	1:24.502	98	2 LAPS	1:28.936
49	8.648	1:22.402	47	1 LAP	1:25.843	49	9.736	1:17.382	31	10.655	1:23.773P	25	1 LAP	1:24.770
3	11.040	1:20.035	16	2 LAPS	1:33.357	3	11.521	1:16.306	25	1 LAP	1:24.368	5	1 LAP	1:25.428
27	2 LAPS	1:36.230	2	26.780	1:20.150	39	1 LAP	1:25.035	69	3 LAPS	1:40.011	64	2 LAPS	1:33.877P
30	1 LAP	1:28.784	54	31.034	1:22.577	65	1 LAP	1:24.094	3	11.775	1:17.121	59	3 LAPS	1:36.320
10	1 LAP	1:30.919	30	1 LAP	1:28.926	47	1 LAP	1:24.090	46	1 LAP	1:29.273P	69	3 LAPS	1:34.636
41	1 LAP	1:44.501P	10	1 LAP	1:29.443	37	3 LAPS	1:46.570P	49	15.031	1:22.162P	2	35.204	1:23.429P
52	1 LAP	1:28.769	52	1 LAP	1:26.790	2	25.538	1:17.090	75	1 LAP	1:29.058P	47	1 LAP	1:24.609
2	22.590	1:21.648	18	1 LAP	1:32.670P	54	31.461	1:18.759	39	1 LAP	1:24.764	39	1 LAP	1:25.542
18	1 LAP	1:29.094	27	2 LAPS	1:42.701P	30	1 LAP	1:25.682	2	28.699	1:20.028	65	1 LAP	1:25.662
54	24.417	1:20.214	9	2 LAPS	1:33.686	10	1 LAP	1:26.158	47	1 LAP	1:24.555	54	40.307	1:24.936P
9	2 LAPS	1:40.451	94	2 LAPS	1:35.233	52	1 LAP	1:26.096	65	1 LAP	1:25.011	30	1 LAP	1:25.312
94	2 LAPS	1:37.474	66	2 LAPS	1:31.438	16	2 LAPS	1:36.553	54	32.295	1:17.701	52	1 LAP	1:25.465
88	2 LAPS	1:36.084	88	2 LAPS	1:39.366P	41	2 LAPS	3:12.789	30	1 LAP	1:25.869	18	2 LAPS	1:25.142
20	2 LAPS	1:56.350P	17	1 LAP	1:28.488	9	2 LAPS	1:39.086P	10	1 LAP	1:25.039	10	1 LAP	1:31.331P
66	2 LAPS	2:33.468	22	1 LAP	1:29.016	17	1 LAP	1:28.907	52	1 LAP	1:24.926	41	2 LAPS	1:24.287
17	1 LAP	1:31.008	12	1 LAP	1:29.830	22	1 LAP	1:29.175	18	2 LAPS	2:49.638			
22	1 LAP	1:30.022	59	2 LAPS	1:35.770	94	2 LAPS	1:40.322P	27	3 LAPS	2:55.450			
69	2 LAPS	1:39.176	6	1:05.798	1:25.950	6	1:09.528	1:22.062	41	2 LAPS	1:24.216			
59	2 LAPS	1:37.997	69	2 LAPS	1:37.843	66	2 LAPS	1:37.005P	16	2 LAPS	1:39.952P			
12	1 LAP	1:28.640	98	1 LAP	1:29.660	12	1 LAP	1:29.531	88	3 LAPS	2:50.428			
98	1 LAP	1:29.231	57	1 LAP	1:29.827				6	1:15.139	1:22.478			
57	1 LAP	1:29.631	64	1 LAP	1:30.323									
64	1 LAP	1:29.548												
6	55.808	1:22.153												
37	2 LAPS	1:39.680												
5	1:11.267	1:24.366												
46	1:11.439	1:23.958												
25	1:12.372	1:24.155												
75	1:14.683	1:22.866												

Weather/Track: Cloud/Dry

HSCC Guards Trophy supported by Dunlop Tyres
RACE 8 - LAP CHART - Donington Park - 20 March 2011
 (contd.)

Lap 16			Lap 17			Lap 18			Lap 19			Lap 20		
No	Behind	Laptime	No	Behind	Laptime	No	Behind	Laptime	No	Behind	Laptime	No	Behind	Laptime
42		1:21.336P	42		2:31.681	42		1:17.820	42		1:16.611	42		1:17.001
27	4 LAPS	1:35.061	41	2 LAPS	1:23.735	30	2 LAPS	2:46.985	94	4 LAPS	1:34.643	57	3 LAPS	1:30.486
6	1 LAP	1:27.236P	6	1 LAP	2:38.990	18	2 LAPS	1:25.110	31	11.464	1:17.337	12	3 LAPS	1:43.851P
9	4 LAPS	2:56.163	31	11.794	1:16.640	10	2 LAPS	1:27.154	30	2 LAPS	1:25.865	9	4 LAPS	1:36.547
66	4 LAPS	2:52.618	3	14.056	2:29.721	59	4 LAPS	3:04.964	18	2 LAPS	1:25.015	88	4 LAPS	1:37.116
88	4 LAPS	1:37.565	49	18.409	1:18.104	69	4 LAPS	3:07.392	3	15.411	1:17.896	31	11.405	1:16.942
31	1 LAP	2:37.172	20	6 LAPS	1:48.817	31	10.738	1:16.764	49	17.844	1:17.481	3	15.308	1:16.898
22	2 LAPS	1:31.236P	22	2 LAPS	2:43.929	41	2 LAPS	1:23.076	10	2 LAPS	1:27.055	49	17.601	1:16.758
49	1 LAP	2:36.873	46	1 LAP	1:23.005	3	14.126	1:17.890	6	1 LAP	1:25.343	94	4 LAPS	1:35.001
46	2 LAPS	2:39.225	75	1 LAP	1:22.996	6	1 LAP	1:21.451	41	2 LAPS	1:27.911	18	2 LAPS	1:26.582
3	16.016	1:24.294P	16	3 LAPS	1:33.837	49	16.974	1:16.385	59	4 LAPS	1:35.534	10	2 LAPS	1:26.129
75	2 LAPS	2:38.535	17	2 LAPS	1:29.992	52	2 LAPS	3:06.628	69	4 LAPS	1:36.731	6	1 LAP	1:24.229
25	1 LAP	1:23.784	27	3 LAPS	1:35.347	46	1 LAP	1:23.109	46	1 LAP	1:22.644	41	2 LAPS	1:23.600
94	4 LAPS	3:08.749	5	40.441	1:26.178	22	2 LAPS	1:27.493	75	1 LAP	1:23.113	46	1 LAP	1:22.726
12	2 LAPS	1:34.496P	12	2 LAPS	2:52.354	75	1 LAP	1:23.190	22	2 LAPS	1:28.223	30	2 LAPS	1:50.557
5	1 LAP	1:24.146	54	42.475	1:20.096	54	47.063	1:22.408	52	2 LAPS	1:37.503	59	4 LAPS	1:36.664
98	2 LAPS	1:29.596	25	45.562	1:30.714P	17	2 LAPS	1:31.230	54	49.349	1:18.897	75	1 LAP	1:24.277
57	3 LAPS	2:55.446	9	3 LAPS	1:35.657	98	2 LAPS	2:44.778	25	1 LAP	2:45.927	69	4 LAPS	1:37.402
47	1 LAP	1:24.148	66	3 LAPS	1:35.581	5	52.088	1:29.467P	17	2 LAPS	1:27.501	54	52.808	1:20.460
65	1 LAP	1:25.331	64	2 LAPS	1:30.574	16	3 LAPS	1:36.070	2	1:01.107	1:21.970	22	2 LAPS	1:28.543
39	1 LAP	1:29.865P	88	3 LAPS	1:36.118	12	2 LAPS	1:29.791	98	2 LAPS	1:29.069	5	1 LAP	2:40.618
69	3 LAPS	1:44.346P	2	51.836	1:22.433	27	3 LAPS	1:35.047	16	3 LAPS	1:34.758	25	1 LAP	1:24.404
59	3 LAPS	1:47.441P	57	2 LAPS	1:28.738	2	55.748	1:21.732	64	2 LAPS	1:30.899	2	1:04.754	1:20.648
20	6 LAPS	6:59.413	47	56.135	1:24.416	66	3 LAPS	1:30.359	66	3 LAPS	1:33.207	17	2 LAPS	1:27.965
18	2 LAPS	1:24.808	65	58.214	1:23.332	64	2 LAPS	1:29.463	27	3 LAPS	1:36.262	98	2 LAPS	1:29.925
30	1 LAP	1:32.445P	39	1 LAP	2:45.530	20	6 LAPS	1:58.142P	39	1 LAP	1:26.250			
52	1 LAP	1:33.189P	94	3 LAPS	1:34.962	9	3 LAPS	1:35.742						
41	2 LAPS	1:23.499				57	2 LAPS	1:30.117						
31	1:26.835	1:17.268				39	1 LAP	1:24.511						
16	3 LAPS	3:02.561				47	1:08.015	1:29.700P						
49	1:31.986	1:18.342				88	3 LAPS	1:35.853						
27	3 LAPS	1:34.518				65	1:09.159	1:28.765P						
17	2 LAPS	2:52.244												
46	1 LAP	1:22.463												
75	1 LAP	1:22.578												
9	3 LAPS	1:36.089												
66	3 LAPS	1:33.096												
88	3 LAPS	1:36.143												
5	1:45.944	1:24.597												
25	1:46.529	1:25.944												
64	2 LAPS	2:47.218												
54	1:54.060	2:35.089												
98	1 LAP	1:32.808P												
57	2 LAPS	1:29.666												
94	3 LAPS	1:37.033												
2	2:01.084	2:47.216												
47	2:03.400	1:23.937												
65	2:06.563	1:24.812												
10	1 LAP	2:48.142												
18	1 LAP	1:24.636												

Weather/Track: Cloud/Dry

www.mstworld.com

Page 4 of 6

Donington Park
 Circuit Length = 1.9573 miles.
 Start: 17:06 End: 17:46

Printed - 17:50 Sunday, 20 March 2011

HSCC Guards Trophy supported by Dunlop Tyres
RACE 8 - LAP CHART - Donington Park - 20 March 2011
 (contd.)

Lap 21			Lap 22			Lap 23			Lap 24			Lap 25		
No	Behind	Laptime	No	Behind	Laptime	No	Behind	Laptime	No	Behind	Laptime	No	Behind	Laptime
42		1:17.817	42		1:16.856	42		1:17.435	42		1:17.187	42		1:18.181
47	2 LAPS	2:44.376P	17	3 LAPS	1:28.043	22	3 LAPS	1:28.981	5	2 LAPS	1:24.604	9	5 LAPS	1:35.170
52	3 LAPS	1:52.558P	31	11.089	1:17.365	59	5 LAPS	1:36.947	25	2 LAPS	1:22.706	2	1 LAP	1:21.781
39	2 LAPS	1:26.013	98	3 LAPS	1:29.852	31	11.703	1:18.049	31	11.610	1:17.094	30	3 LAPS	1:26.426
16	4 LAPS	1:33.660	39	2 LAPS	1:25.813	69	5 LAPS	1:36.185	22	3 LAPS	1:28.276	5	2 LAPS	1:22.647
64	3 LAPS	1:30.816	3	16.339	1:18.068	3	16.263	1:17.359	3	16.928	1:17.852	25	2 LAPS	1:22.898
66	4 LAPS	1:30.840	49	16.749	1:17.877	49	16.530	1:17.216	49	18.279	1:18.936	12	6 LAPS	1:29.195
31	10.580	1:16.992	64	3 LAPS	1:29.457	17	3 LAPS	1:29.993	59	5 LAPS	1:36.167	31	11.179	1:17.750
57	3 LAPS	1:29.437	16	4 LAPS	1:34.193	39	2 LAPS	1:25.044	17	3 LAPS	1:29.031	88	5 LAPS	1:36.245
3	15.127	1:17.636	66	4 LAPS	1:32.674	98	3 LAPS	1:29.776	39	2 LAPS	1:25.561	94	5 LAPS	1:34.222
27	4 LAPS	1:35.126	57	3 LAPS	1:29.955	64	3 LAPS	1:29.083	69	5 LAPS	1:36.361	3	14.951	1:16.204
49	15.728	1:15.944	27	4 LAPS	1:35.637	57	3 LAPS	1:30.965	98	3 LAPS	1:29.041	49	16.315	1:16.217
9	4 LAPS	1:35.269	18	2 LAPS	1:24.205	66	4 LAPS	1:32.309	64	3 LAPS	1:28.879	22	3 LAPS	1:27.861
88	4 LAPS	1:37.105	6	1 LAP	1:22.268	16	4 LAPS	1:34.999	57	3 LAPS	1:29.062	39	2 LAPS	1:25.458
18	2 LAPS	1:25.235	9	4 LAPS	1:34.442	6	1 LAP	1:24.201	66	4 LAPS	1:29.887	17	3 LAPS	1:29.291
10	2 LAPS	1:26.033	41	2 LAPS	1:24.333	18	2 LAPS	1:26.320	6	1 LAP	1:24.007	59	5 LAPS	1:35.942
6	1 LAP	1:22.163	10	2 LAPS	1:28.448	41	2 LAPS	1:23.727	18	2 LAPS	1:26.483	98	3 LAPS	1:30.935
41	2 LAPS	1:24.046	88	4 LAPS	1:36.317	27	4 LAPS	1:36.578	41	2 LAPS	1:23.139	69	5 LAPS	1:37.883
94	4 LAPS	1:36.875	94	4 LAPS	1:34.015	10	2 LAPS	1:26.684	16	4 LAPS	1:34.468	64	3 LAPS	1:29.223
46	1 LAP	1:22.378	46	1 LAP	1:22.576	9	4 LAPS	1:37.540	54	1:04.354	1:20.123	6	1 LAP	1:20.748
54	56.065	1:21.074	54	57.858	1:18.649	54	1:01.418	1:20.995	10	2 LAPS	1:25.542	41	2 LAPS	1:23.070
75	1 LAP	1:24.785	75	1 LAP	1:23.249	46	1 LAP	1:23.656	46	1 LAP	1:22.780	57	3 LAPS	1:30.567
30	2 LAPS	1:27.856	30	2 LAPS	1:26.027	52	4 LAPS	3:36.861	27	4 LAPS	1:36.317	18	2 LAPS	1:25.989
5	1 LAP	1:24.024	5	1 LAP	1:24.777	75	1 LAP	1:23.581	75	1 LAP	1:24.062	54	1:07.165	1:20.992
59	4 LAPS	1:35.776	2	1:13.822	1:22.100	88	4 LAPS	1:38.993	52	4 LAPS	1:27.066	66	4 LAPS	1:33.477
2	1:08.578	1:21.641	25	1 LAP	1:22.620	30	2 LAPS	1:25.847				10	2 LAPS	1:27.370
22	2 LAPS	1:29.934				12	5 LAPS	5:02.732				46	1 LAP	1:24.543
25	1 LAP	1:23.709				94	4 LAPS	1:37.750				16	4 LAPS	1:34.806
69	4 LAPS	1:38.547				2	1:17.187	1:20.800						

Weather/Track: Cloud/Dry

Donington Park
 Circuit Length = 1.9573 miles.
 Start: 17:06 End: 17:46

HSCC Guards Trophy supported by Dunlop Tyres
RACE 8 - LAP CHART - Donington Park - 20 March 2011
 (contd.)

Lap 26			Lap 27			Lap 28			Lap 29			Lap 30		
No	Behind	Laptime	No	Behind	Laptime	No	Behind	Laptime	No	Behind	Laptime	No	Behind	Laptime
42		1:17.799	42		1:17.094	42		1:18.404	42		1:17.458	42		1:18.077
75	2 LAPS	1:24.145	46	2 LAPS	1:23.661	64	4 LAPS	1:29.786	41	3 LAPS	1:22.973	9	6 LAPS	1:36.983
2	1 LAP	1:20.898	66	5 LAPS	1:30.448	59	6 LAPS	1:36.665	98	4 LAPS	1:30.298	94	6 LAPS	1:34.995
52	5 LAPS	1:25.968	10	3 LAPS	1:27.198	18	3 LAPS	1:28.725	31	12.229	1:18.848	41	3 LAPS	1:21.727
31	11.615	1:18.235	2	1 LAP	1:20.668	46	2 LAPS	1:23.823	18	3 LAPS	1:25.174	88	6 LAPS	1:35.388
27	5 LAPS	1:35.598	75	2 LAPS	1:24.298	57	4 LAPS	1:29.577	3	13.907	1:17.596	31	11.081	1:16.929
5	2 LAPS	1:24.110	31	11.975	1:17.454	69	6 LAPS	1:34.731	49	15.825	1:18.304	3	12.331	1:16.501
30	3 LAPS	1:26.342	3	15.293	1:17.576	31	10.839	1:17.268	2	1 LAP	1:22.411	49	14.149	1:16.401
25	2 LAPS	1:23.654	16	5 LAPS	1:33.011	2	1 LAP	1:20.185	64	4 LAPS	1:31.375	2	1 LAP	1:21.461
3	14.811	1:17.659	49	16.937	1:18.120	3	13.769	1:16.880	46	2 LAPS	1:26.857	18	3 LAPS	1:26.715
49	15.911	1:17.395	52	5 LAPS	1:26.824	10	3 LAPS	1:26.747	10	3 LAPS	1:26.473	46	2 LAPS	1:23.713
12	6 LAPS	1:29.389	25	2 LAPS	1:24.129	49	14.979	1:16.446	57	4 LAPS	1:31.069	98	4 LAPS	1:32.124
9	5 LAPS	1:40.628	5	2 LAPS	1:25.879	66	5 LAPS	1:30.950	75	2 LAPS	1:23.630	64	4 LAPS	1:28.998
88	5 LAPS	1:35.692	30	3 LAPS	1:27.014	75	2 LAPS	1:25.807	59	6 LAPS	1:38.552	75	2 LAPS	1:23.157
94	5 LAPS	1:33.906	27	5 LAPS	1:36.710	25	2 LAPS	1:22.625	69	6 LAPS	1:35.705	10	3 LAPS	1:26.164
22	3 LAPS	1:27.963	12	6 LAPS	1:29.369	52	5 LAPS	1:27.413	66	5 LAPS	1:30.109	57	4 LAPS	1:29.069
39	2 LAPS	1:25.069	9	5 LAPS	1:37.871	5	2 LAPS	1:23.919	25	2 LAPS	1:22.166	25	2 LAPS	1:23.821
17	3 LAPS	1:26.205	22	3 LAPS	1:28.155	16	5 LAPS	1:34.043	5	2 LAPS	1:23.529	5	2 LAPS	1:25.840
98	3 LAPS	1:30.477	94	5 LAPS	1:35.044	30	3 LAPS	1:25.477	52	5 LAPS	1:28.096	59	6 LAPS	1:34.955
6	1 LAP	1:22.579	88	5 LAPS	1:36.989	12	6 LAPS	1:28.660	30	3 LAPS	1:26.465	30	3 LAPS	1:24.309
59	5 LAPS	1:36.645	39	2 LAPS	1:26.267	27	5 LAPS	1:34.971	16	5 LAPS	1:32.816	66	5 LAPS	1:36.591
41	2 LAPS	1:22.645	17	3 LAPS	1:26.716	22	3 LAPS	1:28.472	12	6 LAPS	1:28.263	69	6 LAPS	1:37.863
64	3 LAPS	1:30.983	6	1 LAP	1:21.465	9	5 LAPS	1:35.161	27	5 LAPS	1:36.416	52	5 LAPS	1:33.623P
54	1:10.466	1:21.100	54	1:13.612	1:20.240	94	5 LAPS	1:33.374	22	3 LAPS	1:28.290	16	5 LAPS	1:31.989
69	5 LAPS	1:37.150	41	2 LAPS	1:24.885	39	2 LAPS	1:27.114	6	1 LAP	1:23.039	12	6 LAPS	1:29.031
18	2 LAPS	1:25.526	98	3 LAPS	1:32.109	17	3 LAPS	1:26.493	39	2 LAPS	1:27.904	54	1:17.321	1:20.396
57	3 LAPS	1:29.797				88	5 LAPS	1:35.626	54	1:15.002	1:19.221	6	1 LAP	1:22.002
						6	1 LAP	1:20.436	17	3 LAPS	1:28.335	22	3 LAPS	1:29.236
						54	1:13.239	1:18.031				27	5 LAPS	1:36.421
												17	3 LAPS	1:28.785
												39	2 LAPS	1:37.677

Weather/Track: Cloud/Dry

Donington Park
 Circuit Length = 1.9573 miles.
 Start: 17:06 End: 17:46