



# HISTORIC RACE MEETING

**Donington Park Circuit**

**15th April 2007**



**Results Provided by MST Sports Timing Ltd**  
***www.msttiming.com***

## Donington Park Historic Race Meeting

Sorted on Best Lap time

Historic Formula Ford

Donington Park National 1.957 Miles

Qualifying

15/04/2007 09:01

Qualify (15:00 Time)

Pos	No.	Class	Name	Car	Laps	Best Tm	Diff	Best Spd	n Lap	2nd Best
1	1		Nelson ROWE	Crossle 20F	10	1:17.885	-	90.470	8	1:18.367
2	17		Neil FOWLER	Lola T200	11	1:18.665	+0.780	89.573	8	1:18.702
3	11		Westie MITCHELL	Merlyn Mk20	10	1:19.102	+1.217	89.078	10	1:19.630
4	42		Nigel BANCROFT	Crossle 20F	10	1:20.089	+2.204	87.981	8	1:20.222
5	57		David WILD	Lola T200	11	1:20.127	+2.242	87.939	10	1:20.535
6	32		Richard KINDELL		11	1:20.947	+3.062	87.048	11	1:21.879
7	77		Chris SHARPLES	Palliser WDF1	11	1:21.036	+3.151	86.952	10	1:21.334
8	79		James MURRAY	Palliser WDF3	10	1:21.096	+3.211	86.888	10	1:21.195
9	95	N - HFF	Michael LYONS	Merlyn Mk11A	11	1:21.149	+3.264	86.831	10	1:22.616
10	4		John SYKES	Merlyn Mk11A	11	1:21.388	+3.503	86.576	11	1:22.558
11	48		Crispin SCHLAEFLI	Macon MR8	10	1:21.575	+3.690	86.378	7	1:21.618
12	30		Will SCHRYVER	Merlyn Mk20	10	1:21.741	+3.856	86.203	7	1:21.876
13	54		Alex MEEK	Merlyn Mk20A	10	1:21.787	+3.902	86.154	10	1:22.175
14	27		Dick DIXON	Lotus 61	8	1:21.927	+4.042	86.007	6	1:22.201
15	8		Andrew MANSELL	Merlyn Mk11A	10	1:22.489	+4.604	85.421	9	1:23.065
16	18		Mike CONDLIFFE	Alexis Mk18	10	1:22.506	+4.621	85.403	8	1:22.783
17	36		Andrew GARSIDE	Elden Mk8	11	1:22.509	+4.624	85.400	9	1:22.719
18	34		Philip NORRIS	Macon MR8	10	1:22.721	+4.836	85.181	10	1:22.743
19	6		Neil DAVIES	Lotus 61MX	7	1:23.061	+5.176	84.833	7	1:25.576
20	46		Mike BROMLEY	Merlyn Mk11A	10	1:23.874	+5.989	84.010	9	1:24.444
21	33		Jack UTLEY	Merlyn Mk20	10	1:24.268	+6.383	83.618	10	1:25.524
22	20		Henry SCOTT	Merlyn Mark11A	5	1:24.539	+6.654	83.349	5	1:25.945
23	23		Gil DUFFY	March 708	10	1:24.637	+6.752	83.253	10	1:25.454
24	62		Mike HAZLEWOOD	Merlyn Mk20A	10	1:24.709	+6.824	83.182	10	1:25.247
25	47		Tony DEMPSTER	Lola T200	9	1:24.855	+6.970	83.039	9	1:26.144
26	56		Alan FAIRBROTHER	Merlyn Mk20	10	1:25.038	+7.153	82.860	8	1:25.529
27	99	N - HFF	Roger ARNOLD	Merlyn MK20	10	1:25.397	+7.512	82.512	10	1:25.844
28	76		Peter ST.BARBE	Jamun T2	10	1:26.119	+8.234	81.820	9	1:26.925
29	59		Terence TUMBER	Lola T200	10	1:26.194	+8.309	81.749	8	1:26.769
30	28		Michael WALES	Merlyn Mk20	10	1:26.605	+8.720	81.361	8	1:27.576
31	89		Gary CRITCHER	Nike Mk4/6	10	1:28.060	+10.175	80.017	5	1:28.915
32	35		Anthony SMITH	Merlyn Mk11A	10	1:28.947	+11.062	79.219	10	1:30.389
33	14		Roy MACGREGOR	Hawke DL2B	10	1:29.093	+11.208	79.089	9	1:29.190
34	31		Roy SIERGIEJEV	Merlyn Mk17	10	1:30.719	+12.834	77.671	7	1:30.738
35	96	N - HFF	John HARRISON	Lola T200	9	1:31.575	+13.690	76.945	7	1:31.733
36	97	N - HFF	Greg GILBERT	Alexis Mk15	1	1:46.161	+28.276	66.374	1	----

# Donington Park Historic Race Meeting

Historic Formula Ford

Donington Park National 1.957 Miles

Qualifying

15/04/2007 09:01

Qualify (15:00 Time)

Lap	Lap Tm	Diff	Time of Day
<b>(1) Nelson ROWE</b>			
1	1:30.238	+12.353	9:03:21.414
p2	1:32.635	+14.750	9:04:54.049
3	3:08.564	+1:50.679	9:08:02.613
4	1:24.508	+6.623	9:09:27.121
5	1:21.925	+4.040	9:10:49.046
6	1:22.020	+4.135	9:12:11.066
7	1:18.862	+0.977	9:13:29.928
8	1:17.885	-	9:14:47.813
9	1:19.321	+1.436	9:16:07.134
10	1:18.367	+0.482	9:17:25.501

Lap	Lap Tm	Diff	Time of Day
<b>(17) Neil FOWLER</b>			
1	1:25.582	+6.917	9:04:03.683
2	1:20.777	+2.112	9:05:24.460
3	1:20.524	+1.859	9:06:44.984
4	1:21.984	+3.319	9:08:06.968
5	1:20.224	+1.559	9:09:27.192
6	1:20.415	+1.750	9:10:47.607
7	1:20.558	+1.893	9:12:08.165
8	1:18.665	-	9:13:26.830
9	1:18.702	+0.037	9:14:45.532
10	1:20.145	+1.480	9:16:05.677
11	1:21.603	+2.938	9:17:27.280

Lap	Lap Tm	Diff	Time of Day
<b>(11) Westie MITCHELL</b>			
1	1:28.781	+9.679	9:04:09.625
2	1:23.044	+3.942	9:05:32.669
3	1:22.331	+3.229	9:06:55.000
4	1:23.842	+4.740	9:08:18.842
5	1:22.679	+3.577	9:09:41.521
6	1:20.528	+1.426	9:11:02.049
7	1:20.315	+1.213	9:12:22.364
8	1:19.630	+0.528	9:13:41.994
9	1:31.819	+12.717	9:15:13.813
10	1:19.102	-	9:16:32.915

Lap	Lap Tm	Diff	Time of Day
<b>(42) Nigel BANCROFT</b>			
1	1:21.716	+1.627	9:04:35.362
2	1:22.259	+2.170	9:05:57.621
3	1:20.222	+0.133	9:07:17.843
4	1:24.533	+4.444	9:08:42.376
5	1:22.440	+2.351	9:10:04.816
6	1:21.705	+1.616	9:11:26.521
7	1:20.481	+0.392	9:12:47.002
8	1:20.089	-	9:14:07.091
9	1:21.566	+1.477	9:15:28.657
10	1:22.549	+2.460	9:16:51.206

Lap	Lap Tm	Diff	Time of Day
<b>(57) David WILD</b>			
1	1:30.676	+10.549	9:03:52.121
2	1:24.683	+4.556	9:05:16.804
3	1:24.077	+3.950	9:06:40.881
4	1:21.282	+1.155	9:08:02.163
5	1:23.836	+3.709	9:09:25.999
6	1:22.283	+2.156	9:10:48.282
7	1:24.303	+4.176	9:12:12.585
8	1:22.041	+1.914	9:13:34.626
9	1:20.535	+0.408	9:14:55.161
10	1:20.127	-	9:16:15.288
11	1:20.712	+0.585	9:17:36.000

Lap	Lap Tm	Diff	Time of Day
<b>(32) Richard KINDELL</b>			
1	1:33.706	+12.759	9:03:30.912
2	1:27.522	+6.575	9:04:58.434

Lap	Lap Tm	Diff	Time of Day
3	1:24.823	+3.876	9:06:23.257
4	1:25.821	+4.874	9:07:49.078
5	1:25.312	+4.365	9:09:14.390
6	1:23.540	+2.593	9:10:37.930
7	1:21.879	+0.932	9:11:59.809
8	1:22.027	+1.080	9:13:21.836
9	1:23.460	+2.513	9:14:45.296
10	1:23.290	+2.343	9:16:08.586
11	1:20.947	-	9:17:29.533

Lap	Lap Tm	Diff	Time of Day
<b>(77) Chris SHARPLES</b>			
1	1:32.603	+11.567	9:03:49.516
2	1:27.232	+6.196	9:05:16.748
3	1:26.035	+4.999	9:06:42.783
4	1:22.203	+1.167	9:08:04.986
5	1:23.986	+2.950	9:09:28.972
6	1:23.540	+2.504	9:10:52.512
7	1:22.612	+1.576	9:12:15.124
8	1:22.072	+1.036	9:13:37.196
9	1:21.334	+0.298	9:14:58.530
10	1:21.036	-	9:16:19.566
11	1:21.804	+0.768	9:17:41.370

Lap	Lap Tm	Diff	Time of Day
<b>(79) James MURRAY</b>			
1	1:31.004	+9.908	9:04:09.833
2	1:23.062	+1.966	9:05:32.895
3	1:23.814	+2.718	9:06:56.709
4	1:23.158	+2.062	9:08:19.867
5	1:23.820	+2.724	9:09:43.687
6	1:21.395	+0.299	9:11:05.082
7	1:21.195	+0.099	9:12:26.277
8	1:23.764	+2.668	9:13:50.041
9	1:25.939	+4.843	9:15:15.980
10	1:21.096	-	9:16:37.076

Lap	Lap Tm	Diff	Time of Day
<b>(95) Michael LYONS</b>			
1	1:34.700	+13.551	9:03:29.870
2	1:26.768	+5.619	9:04:56.638
3	1:24.111	+2.962	9:06:20.749
4	1:25.901	+4.752	9:07:46.650
5	1:22.928	+1.779	9:09:09.578
6	1:23.162	+2.013	9:10:32.740
7	1:40.958	+19.809	9:12:13.698
8	1:22.616	+1.467	9:13:36.314
9	1:22.980	+1.831	9:14:59.294
10	1:21.149	-	9:16:20.443
11	1:22.639	+1.490	9:17:43.082

Lap	Lap Tm	Diff	Time of Day
<b>(4) John SYKES</b>			
1	1:30.084	+8.696	9:03:21.097
2	1:26.985	+5.597	9:04:48.082
3	1:28.502	+7.114	9:06:16.584
4	1:23.753	+2.365	9:07:40.337
5	1:27.700	+6.312	9:09:08.037
6	1:25.136	+3.748	9:10:33.173
7	1:25.109	+3.721	9:11:58.282
8	1:22.558	+1.170	9:13:20.840
9	1:23.154	+1.766	9:14:43.994
10	1:22.956	+1.568	9:16:06.950
11	1:21.388	-	9:17:28.338

Lap	Lap Tm	Diff	Time of Day
<b>(48) Crispin SCHLAEFLI</b>			
1	1:36.386	+14.811	9:03:56.490
2	1:31.090	+9.515	9:05:27.580
3	1:25.792	+4.217	9:06:53.372
4	1:25.903	+4.328	9:08:19.275

Lap	Lap Tm	Diff	Time of Day
5	1:24.217	+2.642	9:09:43.492
6	1:23.475	+1.900	9:11:06.967
7	1:21.575	-	9:12:28.542
8	1:22.112	+0.537	9:13:50.654
9	1:22.693	+1.118	9:15:13.347
10	1:21.618	+0.043	9:16:34.965

Lap	Lap Tm	Diff	Time of Day
<b>(30) Will SCHRUYVER</b>			
1	1:38.183	+16.442	9:04:16.625
2	1:26.926	+5.185	9:05:43.551
3	1:25.021	+3.280	9:07:08.572
4	1:24.994	+3.253	9:08:33.566
5	1:22.850	+1.109	9:09:56.416
6	1:23.896	+2.155	9:11:20.312
7	1:21.741	-	9:12:42.053
8	1:23.320	+1.579	9:14:05.373
9	1:21.876	+0.135	9:15:27.249
10	1:22.734	+0.993	9:16:49.983

Lap	Lap Tm	Diff	Time of Day
<b>(54) Alex MEEK</b>			
1	1:31.745	+9.958	9:03:28.277
2	1:27.591	+5.804	9:04:55.868
3	1:26.880	+5.093	9:06:22.748
4	1:26.124	+4.337	9:07:48.872
p5	1:33.671	+11.884	9:09:22.543
6	2:05.348	+43.561	9:11:27.891
7	1:24.022	+2.235	9:12:51.913
8	1:22.390	+0.603	9:14:14.303
9	1:22.175	+0.388	9:15:36.478
10	1:21.787	-	9:16:58.265

Lap	Lap Tm	Diff	Time of Day
<b>(27) Dick DIXON</b>			
1	1:26.857	+4.930	9:07:42.221
2	1:26.166	+4.239	9:09:08.387
3	1:25.018	+3.091	9:10:33.405
4	1:24.550	+2.623	9:11:57.955
5	1:23.040	+1.113	9:13:20.995
6	1:21.927	-	9:14:42.922
7	1:26.589	+4.662	9:16:09.511
8	1:22.201	+0.274	9:17:31.712

Lap	Lap Tm	Diff	Time of Day
<b>(8) Andrew MANSELL</b>			
1	1:39.211	+16.722	9:03:54.260
2	1:31.644	+9.155	9:05:25.904
3	1:29.580	+7.091	9:06:55.484
4	1:28.684	+6.195	9:08:24.168
5	1:25.475	+2.986	9:09:49.643
6	1:23.685	+1.196	9:11:13.328
7	1:25.863	+3.374	9:12:39.191
8	1:23.065	+0.576	9:14:02.256
9	1:22.489	-	9:15:24.745
10	1:25.115	+2.626	9:16:49.860

Lap	Lap Tm	Diff	Time of Day
<b>(18) Mike CONDLIFFE</b>			
1	1:33.485	+10.979	9:03:36.051
2	1:27.814	+5.308	9:05:03.865
3	1:25.977	+3.471	9:06:29.842
4	1:27.871	+5.365	9:07:57.713
5	1:27.584	+5.078	9:09:25.297
6	1:26.071	+3.565	9:10:51.368
7	1:24.106	+1.600	9:12:15.474
8	1:22.506	-	9:13:37.980
9	1:23.839	+1.333	9:15:01.819
10	1:22.783	+0.277	9:16:24.602

Lap	Lap Tm	Diff	Time of Day
<b>(36) Andrew GARSIDE</b>			

# Donington Park Historic Race Meeting

Historic Formula Ford

Donington Park National 1.957 Miles

Qualifying

15/04/2007 09:01

Qualify (15:00 Time)

Lap	Lap Tm	Diff	Time of Day
1	1:32.372	+9.863	9:03:34.937
2	1:25.821	+3.312	9:05:00.758
3	1:25.011	+2.502	9:06:25.769
4	1:26.094	+3.585	9:07:51.863
5	1:25.828	+3.319	9:09:17.691
6	1:24.929	+2.420	9:10:42.620
7	1:23.153	+0.644	9:12:05.773
8	1:22.719	+0.210	9:13:28.492
9	1:22.509	-	9:14:51.001
10	1:27.909	+5.400	9:16:18.910
11	1:26.426	+3.917	9:17:45.336

(34) Philip NORRIS

1	1:33.817	+11.096	9:03:32.519
2	1:29.571	+6.850	9:05:02.090
3	1:27.527	+4.806	9:06:29.617
4	1:29.787	+7.066	9:07:59.404
5	1:27.501	+4.780	9:09:26.905
6	1:26.380	+3.659	9:10:53.285
7	1:24.091	+1.370	9:12:17.376
8	1:22.743	+0.022	9:13:40.119
9	1:24.441	+1.720	9:15:04.560
10	1:22.721	-	9:16:27.281

(6) Neil DAVIES

1	1:29.645	+6.584	9:07:47.931
2	1:30.225	+7.164	9:09:18.156
3	1:26.052	+2.991	9:10:44.208
4	1:26.444	+3.383	9:12:10.652
5	1:25.976	+2.915	9:13:36.628
6	1:25.576	+2.515	9:15:02.204
7	1:23.061	-	9:16:25.265

(46) Mike BROMLEY

1	1:36.039	+12.165	9:03:54.508
2	1:29.143	+5.269	9:05:23.651
3	1:27.502	+3.628	9:06:51.153
4	1:28.518	+4.644	9:08:19.671
5	1:26.594	+2.720	9:09:46.265
6	1:26.855	+2.981	9:11:13.120
7	1:27.031	+3.157	9:12:40.151
8	1:27.032	+3.158	9:14:07.183
9	1:23.874	-	9:15:31.057
10	1:24.444	+0.570	9:16:55.501

(33) Jack UTLEY

1	1:42.052	+17.784	9:04:16.546
2	1:31.144	+6.876	9:05:47.690
3	1:28.142	+3.874	9:07:15.832
4	1:29.551	+5.283	9:08:45.383
5	1:30.048	+5.780	9:10:15.431
6	1:28.083	+3.815	9:11:43.514
7	1:26.210	+1.942	9:13:09.724
8	1:29.734	+5.466	9:14:39.458
9	1:25.524	+1.256	9:16:04.982
10	1:24.268	-	9:17:29.250

(20) Henry SCOTT

1	1:30.786	+6.247	9:03:56.023
2	1:30.079	+5.540	9:05:26.102
3	1:25.945	+1.406	9:06:52.047
4	1:26.179	+1.640	9:08:18.226
5	1:24.539	-	9:09:42.765

(23) Gil DUFFY

1	1:32.429	+7.792	9:03:33.422
---	----------	--------	-------------

Lap	Lap Tm	Diff	Time of Day
2	1:43.103	+18.466	9:05:16.525
3	1:30.603	+5.966	9:06:47.128
4	1:29.685	+5.048	9:08:16.813
5	1:29.947	+5.310	9:09:46.760
6	1:27.134	+2.497	9:11:13.894
7	1:26.495	+1.858	9:12:40.389
8	1:26.035	+1.398	9:14:06.424
9	1:25.454	+0.817	9:15:31.878
10	1:24.637	-	9:16:56.515

(62) Mike HAZLEWOOD

1	1:35.474	+10.765	9:03:47.156
2	1:29.843	+5.134	9:05:16.999
3	1:27.970	+3.261	9:06:44.969
4	1:31.563	+6.854	9:08:16.532
5	1:28.857	+4.148	9:09:45.389
6	1:27.475	+2.766	9:11:12.864
7	1:27.053	+2.344	9:12:39.917
8	1:25.247	+0.538	9:14:05.164
9	1:25.369	+0.660	9:15:30.533
10	1:24.709	-	9:16:55.242

(47) Tony DEMPSTER

1	1:38.814	+13.959	9:03:44.898
2	1:30.598	+5.743	9:05:15.496
3	1:27.737	+2.882	9:06:43.233
4	2:46.697	+1:21.842	9:09:29.930
5	1:28.438	+3.583	9:10:58.368
6	1:26.590	+1.735	9:12:24.958
7	1:27.305	+2.450	9:13:52.263
8	1:26.144	+1.289	9:15:18.407
9	1:24.855	-	9:16:43.262

(56) Alan FAIRBROTHER

1	1:38.685	+13.647	9:03:49.451
2	1:33.761	+8.723	9:05:23.212
3	1:30.976	+5.938	9:06:54.188
4	1:29.795	+4.757	9:08:23.983
5	1:28.493	+3.455	9:09:52.476
6	1:28.981	+3.943	9:11:21.457
7	1:25.529	+0.491	9:12:46.986
8	1:25.038	-	9:14:12.024
9	1:25.833	+0.795	9:15:37.857
10	1:27.645	+2.607	9:17:05.502

(99) Roger ARNOLD

1	1:32.114	+6.717	9:03:22.534
2	1:26.990	+1.593	9:04:49.524
3	1:29.281	+3.884	9:06:18.805
4	1:28.417	+3.020	9:07:47.222
5	1:28.346	+2.949	9:09:15.568
6	1:26.939	+1.542	9:10:42.507
7	1:29.224	+3.827	9:12:11.731
8	1:27.553	+2.156	9:13:39.284
9	1:25.844	+0.447	9:15:05.128
10	1:25.397	-	9:16:30.525

(76) Peter ST.BARBE

1	1:36.749	+10.630	9:04:11.065
2	1:29.995	+3.876	9:05:41.060
3	1:28.336	+2.217	9:07:09.396
4	1:28.666	+2.547	9:08:38.062
5	1:27.974	+1.855	9:10:06.036
6	1:28.377	+2.258	9:11:34.413
7	1:27.780	+1.661	9:13:02.193
8	1:26.925	+0.806	9:14:29.118

Lap	Lap Tm	Diff	Time of Day
9	1:26.119	-	9:15:55.237
10	1:27.277	+1.158	9:17:22.514

(59) Terence TUMBER

1	1:37.680	+11.486	9:04:15.729
2	1:28.652	+2.458	9:05:44.381
3	1:29.254	+3.060	9:07:13.635
4	1:27.168	+0.974	9:08:40.803
5	1:26.769	+0.575	9:10:07.572
6	1:27.658	+1.464	9:11:35.230
7	1:27.565	+1.371	9:13:02.795
8	1:26.194	-	9:14:28.989
9	1:27.243	+1.049	9:15:56.232
10	1:28.229	+2.035	9:17:24.461

(28) Michael WALES

1	1:34.913	+8.308	9:03:26.125
2	1:33.204	+6.599	9:04:59.329
3	1:30.095	+3.490	9:06:29.424
4	1:30.486	+3.881	9:07:59.910
5	1:30.490	+3.885	9:09:30.400
6	1:28.687	+2.082	9:10:59.087
7	1:27.576	+0.971	9:12:26.663
8	1:26.605	-	9:13:53.268
9	1:29.223	+2.618	9:15:22.491
10	1:28.525	+1.920	9:16:51.016

(89) Gary CRITCHER

1	1:39.974	+11.914	9:03:58.056
2	1:31.466	+3.406	9:05:29.522
3	1:29.147	+1.087	9:06:58.669
4	1:29.467	+1.407	9:08:28.136
5	1:28.060	-	9:09:56.196
6	1:29.565	+1.505	9:11:25.761
7	1:28.915	+0.855	9:12:54.676
8	1:30.241	+2.181	9:14:24.917
9	1:29.431	+1.371	9:15:54.348
10	1:30.819	+2.759	9:17:25.167

(35) Anthony SMITH

1	1:40.574	+11.627	9:03:45.780
2	1:37.279	+8.332	9:05:23.059
3	1:35.921	+6.974	9:06:58.980
4	1:35.693	+6.746	9:08:34.673
5	1:31.859	+2.912	9:10:06.532
6	1:30.920	+1.973	9:11:37.452
7	1:30.659	+1.712	9:13:08.111
8	1:33.005	+4.058	9:14:41.116
9	1:30.389	+1.442	9:16:11.505
10	1:28.947	-	9:17:40.452

(14) Roy MACGREGOR

1	1:39.663	+10.570	9:04:08.774
2	1:31.942	+2.849	9:05:40.716
3	1:32.070	+2.977	9:07:12.786
4	1:32.226	+3.133	9:08:45.012
5	1:30.886	+1.793	9:10:15.898
6	1:30.800	+1.707	9:11:46.698
7	1:30.006	+0.913	9:13:16.704
8	1:30.687	+1.594	9:14:47.391
9	1:29.093	-	9:16:16.484
10	1:29.190	+0.097	9:17:45.674

(31) Roy SIERGIEJEV

1	1:39.237	+8.518	9:03:33.249
2	1:34.647	+3.928	9:05:07.896

# Donington Park Historic Race Meeting

Historic Formula Ford

Donington Park National 1.957 Miles

Qualifying

15/04/2007 09:01

Qualify (15:00 Time)

Lap	Lap Tm	Diff	Time of Day
3	1:34.805	+4.086	9:06:42.701
4	1:35.089	+4.370	9:08:17.790
5	1:32.263	+1.544	9:09:50.053
6	1:31.824	+1.105	9:11:21.877
7	1:30.719	-	9:12:52.596
8	1:31.163	+0.444	9:14:23.759
9	1:30.738	+0.019	9:15:54.497
10	1:33.605	+2.886	9:17:28.102

(96) John HARRISON

Lap	Lap Tm	Diff	Time of Day
1	1:46.551	+14.976	9:04:19.811
2	1:41.408	+9.833	9:06:01.219
3	1:35.449	+3.874	9:07:36.668
4	1:34.647	+3.072	9:09:11.315
5	1:32.726	+1.151	9:10:44.041
6	1:34.900	+3.325	9:12:18.941
7	1:31.575	-	9:13:50.516
8	1:31.733	+0.158	9:15:22.249
9	1:32.497	+0.922	9:16:54.746

(97) Greg GILBERT

Lap	Lap Tm	Diff	Time of Day
1	1:46.161	-	9:04:14.557

Lap Lap Tm Diff Time of Day

Lap Lap Tm Diff Time of Day

# Donington Park Historic Race Meeting

Historic Formula Ford

Donington Park National 1.957 Miles

Race 1

15/04/2007 13:30

Race (15:00 Time)

14	<b>99</b> 27	<b>76</b> 28
13	<b>47</b> 25	<b>56</b> 26
12	<b>23</b> 23	<b>62</b> 24
11	<b>33</b> 21	<b>20</b> 22
10	<b>6</b> 19	<b>46</b> 20
9	<b>36</b> 17	<b>34</b> 18
8	<b>8</b> 15	<b>18</b> 16
7	<b>54</b> 13	<b>27</b> 14
6	<b>48</b> 11	<b>30</b> 12
5	<b>95</b> 9	<b>4</b> 10
4	<b>77</b> 7	<b>79</b> 8
3	<b>57</b> 5	<b>32</b> 6
2	<b>11</b> 3	<b>42</b> 4
1	<b>1</b> 1	<b>17</b> 2

Historic Formula Ford

Donington Park National 1.957 Miles

Race 1

15/04/2007 13:30

Race (15:00 Time)

Pos	No.	Class	Name	Car	Laps	Total Tm	Diff	Gap	Best Tm	Best Spd
1	1		Nelson ROWE	Crossle 20F	12	15:53.477	-	-	1:18.744	89.483
2	42		Nigel BANCROFT	Crossle 20F	12	16:05.677	+12.200	+12.200	1:19.469	88.667
3	17		Neil FOWLER	Lola T200	12	16:05.786	+12.309	+0.109	1:19.125	89.053
4	11		Westie MITCHELL	Merlyn Mk20	12	16:05.947	+12.470	+0.161	1:19.324	88.829
5	57		David WILD	Lola T200	12	16:15.478	+22.001	+9.531	1:19.926	88.160
6	30		Will SCHRYVER	Merlyn Mk20	12	16:26.624	+33.147	+11.146	1:21.021	86.969
7	77		Chris SHARPLES	Palliser WDF1	12	16:30.752	+37.275	+4.128	1:20.689	87.326
8	48		Crispin SCHLAEFLI	Macon MR8	12	16:34.824	+41.347	+4.072	1:21.621	86.329
9	95	N - HFF	Michael LYONS	Merlyn Mk11A	12	16:35.012	+41.535	+0.188	1:20.349	87.696
10	20		Henry SCOTT	Merlyn Mark11A	12	16:35.303	+41.826	+0.291	1:20.421	87.617
11	4		John SYKES	Merlyn Mk11A	12	16:35.458	+41.981	+0.155	1:21.267	86.705
12	79		James MURRAY	Palliser WDF3	12	16:36.784	+43.307	+1.326	1:21.725	86.219
13	54		Alex MEEK	Merlyn Mk20A	12	16:41.250	+47.773	+4.466	1:21.836	86.102
14	18		Mike CONDLIFFE	Alexis Mk18	12	16:45.227	+51.750	+3.977	1:22.224	85.696
15	6		Neil DAVIES	Lotus 61MX	12	16:45.391	+51.914	+0.164	1:21.522	86.434
16	34		Philip NORRIS	Macon MR8	12	16:55.110	+1:01.633	+9.719	1:23.204	84.687
17	46		Mike BROMLEY	Merlyn Mk11A	12	17:07.318	+1:13.841	+12.208	1:23.082	84.811
18	33		Jack UTLEY	Merlyn Mk20	12	17:11.307	+1:17.830	+3.989	1:23.857	84.027
19	62		Mike HAZLEWOOD	Merlyn Mk20A	12	17:13.251	+1:19.774	+1.944	1:24.287	83.599
20	23		Gil DUFFY	March 708	12	17:13.706	+1:20.229	+0.455	1:24.287	83.599
21	28		Michael WALES	Merlyn Mk20	11	16:09.157	1 Lap	1 Lap	1:25.643	82.275
22	97	N - HFF	Greg GILBERT	Alexis Mk15	11	16:12.189	+3.032	+3.032	1:25.269	82.636
23	14		Roy MACGREGOR	Hawke DL2B	11	16:13.160	+4.003	+0.971	1:26.866	81.117
24	56		Alan FAIRBROTHER	Merlyn Mk20	11	16:15.143	+5.986	+1.983	1:25.739	82.183
25	99	N - HFF	Roger ARNOLD	Merlyn MK20	11	16:17.735	+8.578	+2.592	1:24.629	83.261
26	31		Roy SIERGIEJEV	Merlyn Mk17	11	16:20.637	+11.480	+2.902	1:25.555	82.360
27	89		Gary CRITCHER	Nike Mk4/6	11	16:36.877	+27.720	+16.240	1:28.478	79.639
28	35		Anthony SMITH	Merlyn Mk11A	11	16:37.608	+28.451	+0.731	1:28.464	79.651
29	96	N - HFF	John HARRISON	Lola T200	11	17:06.241	+57.084	+28.633	1:28.869	79.288

Not classified (80% = 9 Laps)

DNF	32		Richard KINDELL	Crossle 20F	5	7:45.839	-	-	1:22.513	85.396
DNF	8		Andrew MANSELL	Merlyn Mk11A	4	5:39.463	-	-	1:22.275	85.643
DNF	36		Andrew GARSIDE	Elden Mk8	2	3:06.623	-	-	1:36.320	73.155

Margin of Victory	Avg. Speed	Best Lap Tm	Best Spd	Best Lap by
+12.200	88.681	1:18.744	89.483	[1] Nelson ROWE

Historic Formula Ford

Donington Park National 1.957 Miles

Race 1

15/04/2007 13:30

Race (15:00 Time)

Competitors	Laps											
	1	2	3	4	5	6	7	8	9	10	11	12
Nelson ROWE (1)	1	1	1	1	1	1	1	1	1	1	1	1
Neil FOWLER (17)	2	17	17	17	17	17	17	17	17	17	17	42
Westie MITCHELL (11)	3	11	11	17	11	11	11	11	11	11	11	42
Nigel BANCROFT (42)	4	42	42	42	42	42	42	42	42	42	42	11
David WILD (57)	5	57	57	57	57	57	57	57	57	57	57	57
James MURRAY (79)	6	79	79	79	79	77	30	30	30	30	30	30
John SYKES (4)	7	4	4	4	4	4	48	48	48	77	77	77
Chris SHARPLES (77)	8	77	77	77	77	30	4	4	77	48	48	48
Will SCHRYVER (30)	9	30	30	30	30	48	77	77	79	79	79	95
Crispin SCHLAEFLI (48)	10	48	48	48	48	79	79	79	4	4	20	79
Richard KINDELL (32)	11	32	54	54	54	54	95	20	20	20	4	20
Alex MEEK (54)	12	54	32	32	32	95	20	95	95	95	95	4
Michael LYONS (95)	13	95	95	95	95	20	54	54	54	54	54	54
Andrew MANSELL (8)	14	8	8	8	8	18	6	18	18	18	18	18
Andrew GARSIDE (36)	15	36	20	20	20	6	18	6	6	6	6	6
Mike CONDLIFFE (18)	16	18	18	18	18	34	34	34	34	34	46	34
Henry SCOTT (20)	17	20	34	6	6	46	46	46	46	46	34	46
Neil DAVIES (6)	18	6	6	34	34	62	33	33	33	33	33	33
Philip NORRIS (34)	19	34	46	46	46	33	62	62	62	62	62	62
Mike BROMLEY (46)	20	46	62	62	62	23	99	99	23	23	23	23
Mike HAZLEWOOD (62)	21	62	33	33	33	99	23	23	99	99	28	28
Jack UTLEY (33)	22	33	23	23	23	28	28	28	28	28	14	97
Gil DUFFY (23)	23	23	99	99	99	14	14	14	14	14	99	14
Roger ARNOLD (99)	24	99	28	28	28	56	56	56	56	97	97	56
Alan FAIRBROTHER (56)	25	56	14	14	14	97	97	97	97	56	56	99
Roy MACGREGOR (14)	26	14	36	56	56	31	31	31	31	31	31	31
Anthony SMITH (35)	27	35	35	89	97	89	89	89	89	89	89	89
Gary CRITCHER (89)	28	89	56	97	89	35	35	35	35	35	35	35
Michael WALES (28)	29	28	89	35	31	32	96	96	96	96	96	96
Roy SIERGIEJEV (31)	30	31	97	31	35	96						
Greg GILBERT (97)	31	97	31	96	96							
John HARRISON (96)	32	96	96									



# Donington Park Historic Race Meeting

## Historic Formula Ford

## Donington Park National 1.957 Miles

### Race 1

15/04/2007 13:30

### Race (15:00 Time)

Lap	Lap Tm	Diff	Time of Day
<b>(1) Nelson ROWE</b>			
1	-:--		13:37:26.098
2	1:19.033	+0.289	13:38:45.131
3	1:19.284	+0.540	13:40:04.415
4	1:19.064	+0.320	13:41:23.479
5	1:18.744	-	13:42:42.223
6	1:18.783	+0.039	13:44:01.006
7	1:19.020	+0.276	13:45:20.026
8	1:19.231	+0.487	13:46:39.257
9	1:19.260	+0.516	13:47:58.517
10	1:19.236	+0.492	13:49:17.753
11	1:19.027	+0.283	13:50:36.780
12	1:20.405	+1.661	13:51:57.185
<b>(42) Nigel BANCROFT</b>			
1	-:--		13:37:27.348
2	1:19.790	+0.321	13:38:47.138
3	1:20.184	+0.715	13:40:07.322
4	1:19.869	+0.400	13:41:27.191
5	1:20.926	+1.457	13:42:48.117
6	1:19.885	+0.416	13:44:08.002
7	1:20.561	+1.092	13:45:28.563
8	1:20.197	+0.728	13:46:48.760
9	1:20.502	+1.033	13:48:09.262
10	1:19.469	-	13:49:28.731
11	1:20.178	+0.709	13:50:48.909
12	1:20.476	+1.007	13:52:09.385
<b>(17) Neil FOWLER</b>			
1	-:--		13:37:26.514
2	1:19.709	+0.584	13:38:46.223
3	1:20.497	+1.372	13:40:06.720
4	1:19.654	+0.529	13:41:26.374
5	1:19.125	-	13:42:45.499
6	1:19.897	+0.772	13:44:05.396
7	1:20.098	+0.973	13:45:25.494
8	1:20.794	+1.669	13:46:46.288
9	1:20.872	+1.747	13:48:07.160
10	1:20.295	+1.170	13:49:27.455
11	1:20.948	+1.823	13:50:48.403
12	1:21.091	+1.966	13:52:09.494
<b>(11) Westie MITCHELL</b>			
1	-:--		13:37:26.947
2	1:19.642	+0.318	13:38:46.589
3	1:19.998	+0.674	13:40:06.587
4	1:20.402	+1.078	13:41:26.989
5	1:20.663	+1.339	13:42:47.652
6	1:20.174	+0.850	13:44:07.826
7	1:19.989	+0.665	13:45:27.815
8	1:20.072	+0.748	13:46:47.887
9	1:20.648	+1.324	13:48:08.535
10	1:19.324	-	13:49:27.859
11	1:21.241	+1.917	13:50:49.100
12	1:20.555	+1.231	13:52:09.655
<b>(57) David WILD</b>			
1	-:--		13:37:27.830
2	1:20.058	+0.132	13:38:47.888
3	1:19.926	-	13:40:07.814

Lap	Lap Tm	Diff	Time of Day
4	1:20.375	+0.449	13:41:28.189
5	1:20.505	+0.579	13:42:48.694
6	1:20.091	+0.165	13:44:08.785
7	1:20.250	+0.324	13:45:29.035
8	1:21.411	+1.485	13:46:50.446
9	1:20.894	+0.968	13:48:11.340
10	1:21.236	+1.310	13:49:32.576
11	1:22.104	+2.178	13:50:54.680
12	1:24.506	+4.580	13:52:19.186
<b>(30) Will SCHRYVER</b>			
1	-:--		13:37:30.659
2	1:22.365	+1.344	13:38:53.024
3	1:22.085	+1.064	13:40:15.109
4	1:21.645	+0.624	13:41:36.754
5	1:21.620	+0.599	13:42:58.374
6	1:22.859	+1.838	13:44:21.233
7	1:21.654	+0.633	13:45:42.887
8	1:21.323	+0.302	13:47:04.210
9	1:21.586	+0.565	13:48:25.796
10	1:21.897	+0.876	13:49:47.693
11	1:21.618	+0.597	13:51:09.311
12	1:21.021	-	13:52:30.332
<b>(77) Chris SHARPLES</b>			
1	-:--		13:37:30.438
2	1:20.959	+0.270	13:38:51.397
3	1:23.614	+2.925	13:40:15.011
4	1:21.543	+0.854	13:41:36.554
5	1:20.998	+0.309	13:42:57.552
6	1:27.459	+6.770	13:44:25.011
7	1:22.373	+1.684	13:45:47.384
8	1:22.027	+1.338	13:47:09.411
9	1:21.857	+1.168	13:48:31.268
10	1:20.980	+0.291	13:49:52.248
11	1:20.689	-	13:51:12.937
12	1:21.523	+0.834	13:52:34.460
<b>(48) Crispin SCHLAEFLI</b>			
1	-:--		13:37:31.977
2	1:22.142	+0.521	13:38:54.119
3	1:22.171	+0.550	13:40:16.290
4	1:21.857	+0.236	13:41:38.147
5	1:23.368	+1.747	13:43:01.515
6	1:22.869	+1.248	13:44:24.384
7	1:22.307	+0.686	13:45:46.691
8	1:22.278	+0.657	13:47:08.969
9	1:22.596	+0.975	13:48:31.565
10	1:22.287	+0.666	13:49:53.852
11	1:21.621	-	13:51:15.473
12	1:23.059	+1.438	13:52:38.532
<b>(95) Michael LYONS</b>			
1	-:--		13:37:33.240
2	1:24.140	+3.791	13:38:57.380
3	1:22.333	+1.984	13:40:19.713
4	1:23.428	+3.079	13:41:43.141
5	1:24.019	+3.670	13:43:07.160
6	1:22.760	+2.411	13:44:29.920
7	1:22.890	+2.541	13:45:52.810
8	1:20.823	+0.474	13:47:13.633

Lap	Lap Tm	Diff	Time of Day
9	1:20.349	-	13:48:33.982
10	1:21.355	+1.006	13:49:55.337
11	1:20.591	+0.242	13:51:15.928
12	1:22.792	+2.443	13:52:38.720
<b>(20) Henry SCOTT</b>			
1	-:--		13:37:35.366
2	1:22.835	+2.414	13:38:58.201
3	1:22.901	+2.480	13:40:21.102
4	1:22.193	+1.772	13:41:43.295
5	1:24.567	+4.146	13:43:07.862
6	1:22.331	+1.910	13:44:30.193
7	1:21.021	+0.600	13:45:51.214
8	1:21.031	+0.610	13:47:12.245
9	1:20.421	-	13:48:32.666
10	1:22.279	+1.858	13:49:54.945
11	1:21.572	+1.151	13:51:16.517
12	1:22.494	+2.073	13:52:39.011
<b>(4) John SYKES</b>			
1	-:--		13:37:29.414
2	1:21.822	+0.555	13:38:51.236
3	1:23.600	+2.333	13:40:14.836
4	1:21.267	-	13:41:36.103
5	1:22.056	+0.789	13:42:58.159
6	1:26.570	+5.303	13:44:24.729
7	1:22.311	+1.044	13:45:47.040
8	1:23.204	+1.937	13:47:10.244
9	1:22.052	+0.785	13:48:32.296
10	1:22.912	+1.645	13:49:55.208
11	1:21.871	+0.604	13:51:17.079
12	1:22.087	+0.820	13:52:39.166
<b>(79) James MURRAY</b>			
1	-:--		13:37:28.968
2	1:22.005	+0.280	13:38:50.973
3	1:22.836	+1.111	13:40:13.809
4	1:21.725	-	13:41:35.534
5	1:26.893	+5.168	13:43:02.427
6	1:22.795	+1.070	13:44:25.222
7	1:22.398	+0.673	13:45:47.620
8	1:22.401	+0.676	13:47:10.021
9	1:21.953	+0.228	13:48:31.974
10	1:22.107	+0.382	13:49:54.081
11	1:22.275	+0.550	13:51:16.356
12	1:24.136	+2.411	13:52:40.492
<b>(54) Alex MEEK</b>			
1	-:--		13:37:32.972
2	1:23.039	+1.203	13:38:56.011
3	1:22.627	+0.791	13:40:18.638
4	1:23.406	+1.570	13:41:42.044
5	1:24.217	+2.381	13:43:06.261
6	1:24.253	+2.417	13:44:30.514
7	1:22.781	+0.945	13:45:53.295
8	1:22.316	+0.480	13:47:15.611
9	1:22.513	+0.677	13:48:38.124
10	1:23.012	+1.176	13:50:01.136
11	1:21.836	-	13:51:22.972
12	1:21.986	+0.150	13:52:44.958



# Donington Park Historic Race Meeting


Historic Formula Ford

Donington Park National 1.957 Miles

Race 1

15/04/2007 13:30

Race (15:00 Time)



Lap	Lap Tm	Diff	Time of Day
7	1:29.241	+0.763	13:46:41.144
8	1:30.166	+1.688	13:48:11.310
9	1:30.298	+1.820	13:49:41.608
10	1:29.451	+0.973	13:51:11.059
11	1:29.526	+1.048	13:52:40.585

(35) Anthony SMITH

1	-:---		13:37:42.576
2	1:29.992	+1.528	13:39:12.568
3	1:31.998	+3.534	13:40:44.566
4	1:30.723	+2.259	13:42:15.289
5	1:29.958	+1.494	13:43:45.247
6	1:28.743	+0.279	13:45:13.990
7	1:29.255	+0.791	13:46:43.245
8	1:29.527	+1.063	13:48:12.772
9	1:30.087	+1.623	13:49:42.859
10	1:28.464	-	13:51:11.323
11	1:29.993	+1.529	13:52:41.316

(96) John HARRISON

1	-:---		13:37:46.828
2	1:32.539	+3.670	13:39:19.367
3	1:32.074	+3.205	13:40:51.441
4	1:30.872	+2.003	13:42:22.313
5	1:30.556	+1.687	13:43:52.869
6	1:28.869	-	13:45:21.738
7	1:29.768	+0.899	13:46:51.506
8	1:32.841	+3.972	13:48:24.347
9	1:36.409	+7.540	13:50:00.756
10	1:35.476	+6.607	13:51:36.232
11	1:33.717	+4.848	13:53:09.949

(32) Richard KINDELL

1	-:---		13:37:32.762
2	1:23.721	+1.208	13:38:56.483
3	1:22.513	-	13:40:18.996
4	1:23.324	+0.811	13:41:42.320
p5	2:07.227	+44.714	13:43:49.547

(8) Andrew MANSELL

1	-:---		13:37:33.490
2	1:24.335	+2.060	13:38:57.825
3	1:23.071	+0.796	13:40:20.896
4	1:22.275	-	13:41:43.171

(36) Andrew GARSIDE

1	-:---		13:37:34.011
p2	1:36.320	-	13:39:10.331

Lap Lap Tm Diff Time of Day


Lap Lap Tm Diff Time of Day

# Donington Park Historic Race Meeting

Historic Formula Ford  
Race 1  
Race (15:00 Time)

Donington Park National 1.957 Miles  
15/04/2007 13:30

18	<b>96</b> 35	<b>97</b> 36
17	<b>14</b> 33	<b>31</b> 34
16	<b>89</b> 31	<b>35</b> 32
15	<b>59</b> 29	<b>28</b> 30



Printed: 15/04/2007 09:24:55

Licensed to: MST Sports Timing Ltd

Chief Timekeeper  
Clerk of Course

Orbits 3  
[www.amb-it.com](http://www.amb-it.com)  
[www.mylaps.com](http://www.mylaps.com)

## Classic Formula 3

Donington Park National 1.957 Miles

## Qualifying

15/04/2007 09:25

## Qualify (15:00 Time)

Pos	No.	Class	Name	Car	Best Tm	Diff	Best Spd	In Lap
1	26	A - Classic F3	Benn SIMMS	March 803B	1:13.093	-	96.402	6
2	7	A - Classic F3	Richard TROTT	Chevron B43	1:13.257	+0.164	96.186	4
3	1	A - Classic F3	Keith WHITE	Ralt RT1	1:14.254	+1.161	94.894	12
4	63	A - Classic F3	Paul SMITH	Ralt RT1	1:14.768	+1.675	94.242	11
5	40	A - Classic F3	Hugh PRICE	Chevron B38	1:15.043	+1.950	93.897	8
6	4	A - Classic F3	Paul CAMPFIELD	March 803	1:15.178	+2.085	93.728	10
7	14	A - Classic F3	Iain ROWLEY	March 793	1:15.372	+2.279	93.487	8
8	29	A - Classic F3	Bryan SHAW	March 803	1:16.050	+2.957	92.653	10
9	22	A - Classic F3	Geoffrey HOODLESS	March 803	1:16.077	+2.984	92.620	11
10	9	A - Classic F3	Adam ORMANDY	March 803B	1:16.146	+3.053	92.536	11
11	37	A - Classic F3	Mike SIMPSON	Ralt RT1	1:16.981	+3.888	91.533	7
12	54	B - Classic F3	Peter RICHARDS	Delta T79	1:17.666	+4.573	90.725	11
13	5	A - Classic F3	Paul WYETH	March 793	1:17.854	+4.761	90.506	8
14	65	C - Classic F3	Peter DENHAM	Reynard SF78	1:18.509	+5.416	89.751	7
15	43	C - Classic F3	Jan LANGDON	Reynard SF78	1:19.017	+5.924	89.174	11
16	34	C - Classic F3	Dale SPRUCE	Reynard SF79	1:19.164	+6.071	89.009	7
17	53	C - Classic F3	Roger PRICE	Delta T79	1:19.211	+6.118	88.956	11
18	8	A - Classic F3	Peter WILLIAMS	Ralt RT1	1:19.669	+6.576	88.444	2
19	42	A - Classic F3	Tom THORNTON	Argo JM3	1:19.854	+6.761	88.240	5
20	52	A - Classic F3	James PARSONS	March 803B	1:20.044	+6.951	88.030	11
21	72	C - Classic F3	Andrew STORER	Royale RP27	1:20.269	+7.176	87.783	3
22	71	A - Classic F3	Alan HICKS	Ralt RT1	1:21.181	+8.088	86.797	11
23	78	C - Classic F3	Jeremy MAIN	Reynard SF79	1:21.611	+8.518	86.340	8
24	27	C - Classic F3	Lou WATTS	Reynard SF78	1:23.457	+10.364	84.430	10
25	74	C - Classic F3	Seamus DOYLE	Lola T580	1:25.046	+11.953	82.853	5
26	28	C - Classic F3	John GOLDSMITH	Jamun T76	1:25.235	+12.142	82.669	3
27	76	A - Classic F3	David O'DWYER	March 793	1:25.958	+12.865	81.974	9
28	31	A - Classic F3	Matthew STURMER	GRD 376	1:26.012	+12.919	81.922	10
29	24	C - Classic F3	Alan GAPE	Royale RP27	1:29.787	+16.694	78.478	9
30	20	B - Classic F3	Vernon WILLIAMSON	Hesketh Dastle Mk9	1:31.949	+18.856	76.632	7

# Donington Park Historic Race Meeting

## Classic Formula 3

## Donington Park National 1.957 Miles

### Qualifying

15/04/2007 09:25

### Qualify (15:00 Time)

Lap	Lap Tm	Diff	Time of Day
<b>(26) Benn SIMMS</b>			
1	<b>1:20.223</b>	+7.130	9:26:54.781
2	<b>1:15.963</b>	+2.870	9:28:10.744
3	<b>1:14.540</b>	+1.447	9:29:25.284
4	<b>1:13.655</b>	+0.562	9:30:38.939
5	<b>1:17.010</b>	+3.917	9:31:55.949
6	<b>1:13.093</b>	-	9:33:09.042
7	<b>1:14.014</b>	+0.921	9:34:23.056
8	<b>1:15.861</b>	+2.768	9:35:38.917
9	<b>1:13.503</b>	+0.410	9:36:52.420
10	<b>1:13.803</b>	+0.710	9:38:06.223
11	<b>1:13.489</b>	+0.396	9:39:19.712
12	<b>1:14.317</b>	+1.224	9:40:34.029

<b>(7) Richard TROTT</b>			
1	<b>1:22.207</b>	+8.950	9:26:52.651
2	<b>1:16.315</b>	+3.058	9:28:08.966
3	<b>1:14.601</b>	+1.344	9:29:23.567
4	<b>1:13.257</b>	-	9:30:36.824
5	<b>1:29.298</b>	+16.041	9:32:06.122
6	<b>1:26.439</b>	+13.182	9:33:32.561
7	<b>1:13.900</b>	+0.643	9:34:46.461
8	<b>1:14.823</b>	+1.566	9:36:01.284
9	<b>1:17.432</b>	+4.175	9:37:18.716
10	<b>1:16.190</b>	+2.933	9:38:34.906
11	<b>1:15.007</b>	+1.750	9:39:49.913
12	<b>1:14.497</b>	+1.240	9:41:04.410

<b>(1) Keith WHITE</b>			
1	<b>1:25.781</b>	+11.527	9:26:58.574
2	<b>1:20.670</b>	+6.416	9:28:19.244
3	<b>1:17.990</b>	+3.736	9:29:37.234
4	<b>1:18.120</b>	+3.866	9:30:55.354
5	<b>1:16.553</b>	+2.299	9:32:11.907
6	<b>1:17.831</b>	+3.577	9:33:29.738
7	<b>1:16.319</b>	+2.065	9:34:46.057
8	<b>1:14.893</b>	+0.639	9:36:00.950
9	<b>1:17.659</b>	+3.405	9:37:18.609
10	<b>1:16.025</b>	+1.771	9:38:34.634
11	<b>1:15.130</b>	+0.876	9:39:49.764
12	<b>1:14.254</b>	-	9:41:04.018

<b>(63) Paul SMITH</b>			
1	<b>1:23.080</b>	+8.312	9:27:18.297
2	<b>1:20.642</b>	+5.874	9:28:38.939
3	<b>1:16.550</b>	+1.782	9:29:55.489
4	<b>1:16.283</b>	+1.515	9:31:11.772
5	<b>1:16.901</b>	+2.133	9:32:28.673
6	<b>1:17.376</b>	+2.608	9:33:46.049
7	<b>1:15.942</b>	+1.174	9:35:01.991
8	<b>1:15.814</b>	+1.046	9:36:17.805
9	<b>1:16.269</b>	+1.501	9:37:34.074
10	<b>1:17.377</b>	+2.609	9:38:51.451
11	<b>1:14.768</b>	-	9:40:06.219

<b>(40) Hugh PRICE</b>			
1	<b>1:25.340</b>	+10.297	9:27:09.650
2	<b>1:17.453</b>	+2.410	9:28:27.103
3	<b>1:17.196</b>	+2.153	9:29:44.299
4	<b>1:17.846</b>	+2.803	9:31:02.145

5	<b>1:16.914</b>	+1.871	9:32:19.059
6	<b>1:16.575</b>	+1.532	9:33:35.634
7	<b>1:15.336</b>	+0.293	9:34:50.970
8	<b>1:15.043</b>	-	9:36:06.013
9	<b>1:17.389</b>	+2.346	9:37:23.402
p10	<b>1:22.665</b>	+7.622	9:38:46.067
11	<b>2:15.739</b>	+1:00.696	9:41:01.806

<b>(4) Paul CAMPFIELD</b>			
1	<b>1:34.447</b>	+19.269	9:27:41.036
2	<b>1:20.026</b>	+4.848	9:29:01.062
3	<b>1:17.491</b>	+2.313	9:30:18.553
4	<b>1:17.800</b>	+2.622	9:31:36.353
5	<b>1:18.944</b>	+3.766	9:32:55.297
6	<b>1:20.533</b>	+5.355	9:34:15.830
7	<b>1:21.879</b>	+6.701	9:35:37.709
8	<b>1:17.672</b>	+2.494	9:36:55.381
9	<b>1:15.403</b>	+0.225	9:38:10.784
10	<b>1:15.178</b>	-	9:39:25.962
11	<b>1:15.748</b>	+0.570	9:40:41.710

<b>(14) Iain ROWLEY</b>			
1	<b>1:27.303</b>	+11.931	9:26:58.092
2	<b>1:20.882</b>	+5.510	9:28:18.974
3	<b>1:17.542</b>	+2.170	9:29:36.516
4	<b>1:18.598</b>	+3.226	9:30:55.114
5	<b>1:16.063</b>	+0.691	9:32:11.177
6	<b>1:17.012</b>	+1.640	9:33:28.189
7	<b>1:15.787</b>	+0.415	9:34:43.976
8	<b>1:15.372</b>	-	9:35:59.348
p9	<b>1:34.508</b>	+19.136	9:37:33.856

<b>(29) Bryan SHAW</b>			
1	<b>1:38.350</b>	+22.300	9:27:40.863
2	<b>1:21.809</b>	+5.759	9:29:02.672
3	<b>1:20.872</b>	+4.822	9:30:23.544
4	<b>1:19.730</b>	+3.680	9:31:43.274
5	<b>1:17.925</b>	+1.875	9:33:01.199
p6	<b>1:26.854</b>	+10.804	9:34:28.053
7	<b>1:37.045</b>	+20.995	9:36:05.098
8	<b>1:18.942</b>	+2.892	9:37:24.040
9	<b>1:20.024</b>	+3.974	9:38:44.064
10	<b>1:16.050</b>	-	9:40:00.114
11	<b>1:16.055</b>	+0.005	9:41:16.169

<b>(22) Geoffrey HOODLESS</b>			
1	<b>1:32.044</b>	+15.967	9:27:25.558
2	<b>1:21.347</b>	+5.270	9:28:46.905
3	<b>1:22.289</b>	+6.212	9:30:09.194
4	<b>1:20.979</b>	+4.902	9:31:30.173
5	<b>1:20.157</b>	+4.080	9:32:50.330
6	<b>1:19.506</b>	+3.429	9:34:09.836
7	<b>1:17.874</b>	+1.797	9:35:27.710
8	<b>1:16.570</b>	+0.493	9:36:44.280
9	<b>1:17.982</b>	+1.905	9:38:02.262
10	<b>1:18.217</b>	+2.140	9:39:20.479
11	<b>1:16.077</b>	-	9:40:36.556

<b>(9) Adam ORMANDY</b>			
1	<b>1:29.962</b>	+13.816	9:27:01.576
2	<b>1:21.901</b>	+5.755	9:28:23.477

3	<b>1:20.476</b>	+4.330	9:29:43.953
4	<b>1:21.096</b>	+4.950	9:31:05.049
5	<b>1:19.563</b>	+3.417	9:32:24.612
6	<b>1:19.957</b>	+3.811	9:33:44.569
7	<b>1:17.791</b>	+1.645	9:35:02.360
8	<b>1:16.793</b>	+0.647	9:36:19.153
9	<b>1:16.355</b>	+0.209	9:37:35.508
10	<b>1:16.957</b>	+0.811	9:38:52.465
11	<b>1:16.146</b>	-	9:40:08.611

<b>(37) Mike SIMPSON</b>			
1	<b>1:26.107</b>	+9.126	9:27:04.176
2	<b>1:20.605</b>	+3.624	9:28:24.781
3	<b>1:20.525</b>	+3.544	9:29:45.306
4	<b>1:19.237</b>	+2.256	9:31:04.543
5	<b>1:19.224</b>	+2.243	9:32:23.767
6	<b>1:18.553</b>	+1.572	9:33:42.320
7	<b>1:16.981</b>	-	9:34:59.301
8	<b>1:17.538</b>	+0.557	9:36:16.839
9	<b>1:18.310</b>	+1.329	9:37:35.149
10	<b>1:19.856</b>	+2.875	9:38:55.005
11	<b>1:19.571</b>	+2.590	9:40:14.576

<b>(54) Peter RICHARDS</b>			
1	<b>1:24.936</b>	+7.270	9:27:05.968
2	<b>1:20.932</b>	+3.266	9:28:26.900
3	<b>1:21.559</b>	+3.893	9:29:48.459
4	<b>1:19.094</b>	+1.428	9:31:07.553
5	<b>1:18.938</b>	+1.272	9:32:26.491
6	<b>1:18.629</b>	+0.963	9:33:45.120
7	<b>1:18.489</b>	+0.823	9:35:03.609
8	<b>1:17.801</b>	+0.135	9:36:21.410
9	<b>1:34.231</b>	+16.565	9:37:55.641
10	<b>1:21.201</b>	+3.535	9:39:16.842
11	<b>1:17.666</b>	-	9:40:34.508

<b>(5) Paul WYETH</b>			
1	<b>1:30.713</b>	+12.859	9:27:19.442
2	<b>1:22.946</b>	+5.092	9:28:42.388
3	<b>1:20.081</b>	+2.227	9:30:02.469
4	<b>1:20.889</b>	+3.035	9:31:23.358
5	<b>1:21.701</b>	+3.847	9:32:45.059
6	<b>1:21.490</b>	+3.636	9:34:06.549
7	<b>1:18.942</b>	+1.088	9:35:25.491
8	<b>1:17.854</b>	-	9:36:43.345
9	<b>1:23.609</b>	+5.755	9:38:06.954
10	<b>1:21.177</b>	+3.323	9:39:28.131
11	<b>1:18.971</b>	+1.117	9:40:47.102

<b>(65) Peter DENHAM</b>			
1	<b>1:37.472</b>	+18.963	9:27:46.836
2	<b>1:25.673</b>	+7.164	9:29:12.509
3	<b>1:22.136</b>	+3.627	9:30:34.645
4	<b>1:24.594</b>	+6.085	9:31:59.239
5	<b>1:20.819</b>	+2.310	9:33:20.058
6	<b>1:19.459</b>	+0.950	9:34:39.517
7	<b>1:18.509</b>	-	9:35:58.026
8	<b>1:21.308</b>	+2.799	9:37:19.334
9	<b>1:19.280</b>	+0.771	9:38:38.614
10	<b>1:19.882</b>	+1.373	9:39:58.496
11	<b>1:19.750</b>	+1.241	9:41:18.246

# Donington Park Historic Race Meeting

Classic Formula 3

Donington Park National 1.957 Miles

Qualifying

15/04/2007 09:25

Qualify (15:00 Time)

Lap	Lap Tm	Diff	Time of Day
<b>(43) Jan LANGDON</b>			
1	<u>1:31.268</u>	+12.251	9:27:29.828
2	1:23.345	+4.328	9:28:53.173
3	<u>1:20.063</u>	+1.046	9:30:13.236
4	1:19.710	+0.693	9:31:32.946
5	1:20.309	+1.292	9:32:53.255
6	1:22.224	+3.207	9:34:15.479
7	1:23.270	+4.253	9:35:38.749
8	1:22.683	+3.666	9:37:01.432
9	1:34.313	+15.296	9:38:35.745
10	1:19.564	+0.547	9:39:55.309
11	<u>1:19.017</u>	-	9:41:14.326

Lap	Lap Tm	Diff	Time of Day
<b>(34) Dale SPRUCE</b>			
1	<u>1:28.011</u>	+8.847	9:27:24.909
2	1:21.174	+2.010	9:28:46.083
3	<u>1:22.531</u>	+3.367	9:30:08.614
4	1:23.435	+4.271	9:31:32.049
5	1:19.912	+0.748	9:32:51.961
6	1:20.701	+1.537	9:34:12.662
7	<u>1:19.164</u>	-	9:35:31.826
8	1:19.838	+0.674	9:36:51.664
9	1:21.140	+1.976	9:38:12.804
p10	1:26.898	+7.734	9:39:39.702

Lap	Lap Tm	Diff	Time of Day
<b>(53) Roger PRICE</b>			
1	<u>1:31.517</u>	+12.306	9:27:22.627
2	1:22.383	+3.172	9:28:45.010
3	1:22.499	+3.288	9:30:07.509
4	1:19.743	+0.532	9:31:27.252
5	1:22.593	+3.382	9:32:49.845
6	1:23.175	+3.964	9:34:13.020
7	1:21.034	+1.823	9:35:34.054
8	1:19.687	+0.476	9:36:53.741
9	1:19.446	+0.235	9:38:13.187
10	1:19.507	+0.296	9:39:32.694
11	<u>1:19.211</u>	-	9:40:51.905

Lap	Lap Tm	Diff	Time of Day
<b>(8) Peter WILLIAMS</b>			
1	<u>1:24.315</u>	+4.646	9:27:10.420
2	1:19.669	-	9:28:30.089

Lap	Lap Tm	Diff	Time of Day
<b>(42) Tom THORNTON</b>			
1	<u>1:29.613</u>	+9.759	9:35:42.075
2	1:21.810	+1.956	9:37:03.885
3	1:21.742	+1.888	9:38:25.627
4	1:21.452	+1.598	9:39:47.079
5	<u>1:19.854</u>	-	9:41:06.933

Lap	Lap Tm	Diff	Time of Day
<b>(52) James PARSONS</b>			
1	<u>1:31.178</u>	+11.134	9:27:13.145
2	1:28.794	+8.750	9:28:41.939
3	1:25.847	+5.803	9:30:07.786
4	1:23.999	+3.955	9:31:31.785
5	1:23.666	+3.622	9:32:55.451
6	1:22.137	+2.093	9:34:17.588
7	1:22.277	+2.233	9:35:39.865
8	1:20.944	+0.900	9:37:00.809
9	1:21.590	+1.546	9:38:22.399
10	1:20.150	+0.106	9:39:42.549

Lap	Lap Tm	Diff	Time of Day
11	<u>1:20.044</u>	-	9:41:02.593
<b>(72) Andrew STORER</b>			
1	<u>1:38.389</u>	+18.120	9:27:43.302
2	1:22.246	+1.977	9:29:05.548
3	1:20.269	-	9:30:25.817
4	1:20.549	+0.280	9:31:46.366

Lap	Lap Tm	Diff	Time of Day
<b>(71) Alan HICKS</b>			
1	<u>1:35.461</u>	+14.280	9:27:14.774
2	1:28.172	+6.991	9:28:42.946
3	1:27.101	+5.920	9:30:10.047
4	1:23.643	+2.462	9:31:33.690
5	1:22.822	+1.641	9:32:56.512
6	1:26.584	+5.403	9:34:23.096
7	1:25.916	+4.735	9:35:49.012
8	1:23.402	+2.221	9:37:12.414
9	1:25.234	+4.053	9:38:37.648
10	1:22.296	+1.115	9:39:59.944
11	<u>1:21.181</u>	-	9:41:21.125

Lap	Lap Tm	Diff	Time of Day
<b>(78) Jeremy MAIN</b>			
1	<u>1:30.990</u>	+9.379	9:27:05.661
2	1:26.210	+4.599	9:28:31.871
3	1:24.472	+2.861	9:29:56.343
4	1:24.301	+2.690	9:31:20.644
5	1:25.154	+3.543	9:32:45.798
6	1:29.170	+7.559	9:34:14.968
7	1:23.503	+1.892	9:35:38.471
8	1:21.611	-	9:37:00.082
9	1:33.305	+11.694	9:38:33.387
10	1:22.199	+0.588	9:39:55.586
11	1:21.810	+0.199	9:41:17.396

Lap	Lap Tm	Diff	Time of Day
<b>(27) Lou WATTS</b>			
1	<u>1:40.937</u>	+17.480	9:27:44.566
2	1:26.575	+3.118	9:29:11.141
3	1:24.542	+1.085	9:30:35.683
4	1:24.093	+0.636	9:31:59.776
5	2:07.687	+44.230	9:34:07.463
6	1:25.845	+2.388	9:35:33.308
7	1:26.162	+2.705	9:36:59.470
8	1:25.889	+2.432	9:38:25.359
9	1:24.347	+0.890	9:39:49.706
10	1:23.457	-	9:41:13.163

Lap	Lap Tm	Diff	Time of Day
<b>(74) Seamus DOYLE</b>			
1	<u>1:36.710</u>	+11.664	9:27:32.001
2	1:28.941	+3.895	9:29:00.942
3	1:28.051	+3.005	9:30:28.993
4	1:30.048	+5.002	9:31:59.041
5	1:25.046	-	9:33:24.087
6	1:26.571	+1.525	9:34:50.658
p7	1:31.621	+6.575	9:36:22.279

Lap	Lap Tm	Diff	Time of Day
<b>(28) John GOLDSMITH</b>			
1	<u>1:32.305</u>	+7.070	9:27:04.996
2	1:26.766	+1.531	9:28:31.762
3	1:25.235	-	9:29:56.997
4	1:28.252	+3.017	9:31:25.249
5	1:26.092	+0.857	9:32:51.341

Lap	Lap Tm	Diff	Time of Day
6	1:27.255	+2.020	9:34:18.596
7	1:27.845	+2.610	9:35:46.441
p8	1:31.397	+6.162	9:37:17.838
<b>(76) David O'DWYER</b>			
1	<u>2:28.587</u>	+1:02.629	9:28:19.351
2	1:34.359	+8.401	9:29:53.710
3	1:31.359	+5.401	9:31:25.069
4	1:30.077	+4.119	9:32:55.146
5	1:30.695	+4.737	9:34:25.841
6	1:27.830	+1.872	9:35:53.671
7	1:27.992	+2.034	9:37:21.663
8	1:29.438	+3.480	9:38:51.101
9	1:25.958	-	9:40:17.059

Lap	Lap Tm	Diff	Time of Day
<b>(31) Matthew STURMER</b>			
1	<u>1:46.781</u>	+20.769	9:27:48.089
2	1:37.146	+11.134	9:29:25.235
3	1:32.388	+6.376	9:30:57.623
4	1:31.053	+5.041	9:32:28.676
5	1:30.831	+4.819	9:33:59.507
6	1:28.202	+2.190	9:35:27.709
7	1:27.760	+1.748	9:36:55.469
8	1:26.477	+0.465	9:38:21.946
9	1:27.585	+1.573	9:39:49.531
10	1:26.012	-	9:41:15.543

Lap	Lap Tm	Diff	Time of Day
<b>(24) Alan GAPE</b>			
1	<u>1:42.955</u>	+13.168	9:27:55.170
2	1:36.125	+6.338	9:29:31.295
3	1:36.049	+6.262	9:31:07.344
4	1:35.984	+6.197	9:32:43.328
5	1:37.508	+7.721	9:34:20.836
6	1:33.687	+3.900	9:35:54.523
7	1:31.561	+1.774	9:37:26.084
8	1:31.589	+1.802	9:38:57.673
9	1:29.787	-	9:40:27.460

Lap	Lap Tm	Diff	Time of Day
<b>(20) Vernon WILLIAMSON</b>			
1	<u>1:46.097</u>	+14.148	9:27:46.039
2	1:37.981	+6.032	9:29:24.020
3	1:37.160	+5.211	9:31:01.180
4	1:35.198	+3.249	9:32:36.378
5	1:37.836	+5.887	9:34:14.214
6	1:32.964	+1.015	9:35:47.178
7	1:31.949	-	9:37:19.127
8	1:33.436	+1.487	9:38:52.563
9	1:33.357	+1.408	9:40:25.920

Donington Park Historic Race Meeting

Classic Formula 3

Donington Park National 1.957 Miles

Race 2

15/04/2007 14:00

Race (15:00 Time)

12	<b>78</b> 23	<b>27</b> 24
11	<b>72</b> 21	<b>71</b> 22
10	<b>42</b> 19	<b>52</b> 20
9	<b>53</b> 17	<b>8</b> 18
8	<b>43</b> 15	<b>34</b> 16
7	<b>5</b> 13	<b>65</b> 14
6	<b>37</b> 11	<b>54</b> 12
5	<b>22</b> 9	<b>9</b> 10
4	<b>14</b> 7	<b>29</b> 8
3	<b>40</b> 5	<b>4</b> 6
2	<b>1</b> 3	<b>63</b> 4
1	<b>26</b> 1	<b>7</b> 2



Donington Park Historic Race Meeting

Classic Formula 3

Donington Park National 1.957 Miles

Race 2

15/04/2007 14:00

Race (15:00 Time)

16

**47**

31

15

**24**

29

14

**76**

27

13

**74**

25

**20**

30

**31**

28

**28**

26

Classic Formula 3

Donington Park National 1.957 Miles

Race 2

15/04/2007 14:02

Race (15:00 Time)

Pos	No.	Class	Name	Car	Laps	Total Tm	Diff	Gap	Best Tm	Best Spd
1	7	A - Classic F3	Richard TROTT	Chevron B43	13	16:01.160	-	-	1:12.648	96.992
2	26	A - Classic F3	Benn SIMMS	March 803B	13	16:02.379	+1.219	+1.219	1:12.810	96.776
3	1	A - Classic F3	Keith WHITE	Ralt RT1	13	16:18.324	+17.164	+15.945	1:13.921	95.322
4	63	A - Classic F3	Paul SMITH	Ralt RT1	13	16:19.326	+18.166	+1.002	1:14.212	94.948
5	8	A - Classic F3	Peter WILLIAMS	Ralt RT1	13	16:35.375	+34.215	+16.049	1:14.037	95.172
6	40	A - Classic F3	Hugh PRICE	Chevron B38	13	16:36.746	+35.586	+1.371	1:14.779	94.228
7	4	A - Classic F3	Paul CAMPFIELD	March 803	13	16:43.996	+42.836	+7.250	1:15.565	93.248
8	29	A - Classic F3	Bryan SHAW	March 803	13	16:48.901	+47.741	+4.905	1:15.942	92.785
9	22	A - Classic F3	Geoffrey HOODLESS	March 803	13	16:49.238	+48.078	+0.337	1:15.956	92.768
10	14	A - Classic F3	Iain ROWLEY	March 793	13	17:02.466	+1:01.306	+13.228	1:15.772	92.993
11	65	C - Classic F3	Peter DENHAM	Reynard SF78	13	17:10.161	+1:09.001	+7.695	1:17.394	91.044
12	37	A - Classic F3	Mike SIMPSON	Ralt RT1	13	17:11.456	+1:10.296	+1.295	1:17.050	91.451
13	42	A - Classic F3	Tom THORNTON	Argo JM3	13	17:11.690	+1:10.530	+0.234	1:17.401	91.036
14	43	C - Classic F3	Jan LANGDON	Reynard SF78	13	17:15.563	+1:14.403	+3.873	1:17.729	90.652
15	72	C - Classic F3	Andrew STORER	Royale RP27	12	16:01.737	1 Lap	1 Lap	1:18.047	90.283
16	34	C - Classic F3	Dale SPRUCE	Reynard SF79	12	16:08.850	+7.113	+7.113	1:17.698	90.688
17	54	B - Classic F3	Peter RICHARDS	Delta T79	12	16:11.780	+10.043	+2.930	1:17.962	90.381
18	53	C - Classic F3	Roger PRICE	Delta T79	12	16:12.299	+10.562	+0.519	1:18.846	89.368
19	74	C - Classic F3	Seamus DOYLE	Lola T580	12	17:04.242	+1:02.505	+51.943	1:23.017	84.878
20	27	C - Classic F3	Lou WATTS	Reynard SF78	12	17:16.320	+1:14.583	+12.078	1:23.938	83.946
21	31	A - Classic F3	Matthew STURMER	GRD 376	11	16:01.376	2 Laps	1 Lap	1:24.395	83.492
22	71	A - Classic F3	Alan HICKS	Ralt RT1	11	16:17.679	+16.303	+16.303	1:22.416	85.497
23	76	A - Classic F3	David O'DWYER	March 793	11	16:20.723	+19.347	+3.044	1:23.997	83.887
24	24	C - Classic F3	Alan GAPE	Royale RP27	11	16:43.756	+42.380	+23.033	1:28.130	79.953

Not classified (80% = 10 Laps)

DNF	78	C - Classic F3	Jeremy MAIN	Reynard SF79	10	13:43.894	-	-	1:19.676	88.437
DNF	5	A - Classic F3	Paul WYETH	March 793	5	6:40.073	-	-	1:16.718	91.847
DNF	20	B - Classic F3	Vernon WILLIAMSON	Hesketh Dastle Mk9	4	6:08.393	-	-	1:27.975	80.094
DNF	52	A - Classic F3	James PARSONS	March 803B	4	10:51.181	-	-	1:19.576	88.548
DNF	9	A - Classic F3	Adam ORMANDY	March 803B	3	4:01.065	-	-	1:16.881	91.652
DNF	28	C - Classic F3	John GOLDSMITH	Jamun T76	2	3:06.114	-	-	1:33.797	75.123
DNF	47	C - Classic F3	Ian OSBORNE	Delta T78/79	0	---	-	-	---	-

Margin of Victory	Avg. Speed	Best Lap Tm	Best Spd	Best Lap by
+1.219	95.303	1:12.648	96.992	[7] Richard TROTT

Classic Formula 3

Donington Park National 1.957 Miles

Race 2

15/04/2007 14:02

Race (15:00 Time)

Competitors	Laps												
	1	2	3	4	5	6	7	8	9	10	11	12	13
Richard TROTT (7)	1	7	7	7	7	7	7	7	26	26	26	7	7
Benn SIMMS (26)	2	26	26	26	26	26	26	7	7	7	26	26	26
Keith WHITE (1)	3	1	1	1	1	1	1	1	1	1	1	1	1
Paul SMITH (63)	4	63	63	63	63	63	63	63	63	63	63	63	63
Hugh PRICE (40)	5	40	40	4	4	4	4	4	4	4	8	8	8
Paul CAMPFIELD (4)	6	4	4	14	14	40	40	40	40	40	40	40	40
Iain ROWLEY (14)	7	14	14	40	40	29	8	8	8	8	8	4	4
Bryan SHAW (29)	8	29	29	29	29	22	29	22	22	22	22	29	29
Geoffrey HOODLESS (22)	9	22	22	22	22	8	22	29	29	29	29	22	22
Adam ORMANDY (9)	10	9	9	9	8	14	14	14	14	14	14	14	14
Peter RICHARDS (54)	11	54	54	8	5	5	54	54	65	65	65	65	65
Peter DENHAM (65)	12	65	8	54	54	54	65	65	54	42	42	42	37
Peter WILLIAMS (8)	13	8	5	5	65	65	42	42	42	37	37	37	42
Jan LANGDON (43)	14	43	65	65	42	42	37	37	37	43	43	43	43
Paul WYETH (5)	15	5	42	42	37	37	34	43	43	34	34	34	72
Tom THORNTON (42)	16	42	43	37	34	34	43	34	34	72	72	72	34
Mike SIMPSON (37)	17	37	37	34	43	43	72	72	72	53	53	53	54
Dale SPRUCE (34)	18	34	34	43	53	53	53	53	53	54	54	54	53
Roger PRICE (53)	19	53	53	53	72	72	78	78	78	78	74	74	74
Jeremy MAIN (78)	20	78	78	78	78	78	74	74	74	74	27	27	27
John GOLDSMITH (28)	21	28	72	72	74	74	27	27	27	27	27	31	31
Andrew STORER (72)	22	72	74	74	27	27	31	76	76	31	31	71	71
Alan HICKS (71)	23	71	27	27	31	31	76	31	31	76	76	76	76
Lou WATTS (27)	24	27	28	76	76	76	71	71	71	71	71	24	24
Seamus DOYLE (74)	25	74	76	31	20	24	24	24	24	24	24	24	24
David O'DWYER (76)	26	76	20	20	24	71							
Vernon WILLIAMSON (20)	27	20	31	24	71								
Matthew STURMER (31)	28	31	24	71	52								
Alan GAPE (24)	29	24	71	52									
James PARSONS (52)	30	52	52										
-	31												

# Donington Park Historic Race Meeting

## Classic Formula 3

## Donington Park National 1.957 Miles

### Race 2

15/04/2007 14:02

### Race (15:00 Time)

Lap	Lap Tm	Diff	Time of Day
<b>(7) Richard TROTT</b>			
1	-:--	-	14:03:58.411
2	1:13.292	+0.644	14:05:11.703
3	1:13.780	+1.132	14:06:25.483
4	1:13.201	+0.553	14:07:38.684
5	1:12.712	+0.064	14:08:51.396
6	1:13.977	+1.329	14:10:05.373
7	1:13.313	+0.665	14:11:18.686
8	1:13.831	+1.183	14:12:32.517
9	1:13.089	+0.441	14:13:45.606
10	1:12.648	-	14:14:58.254
11	1:13.774	+1.126	14:16:12.028
12	1:15.853	+3.205	14:17:27.881
13	1:14.365	+1.717	14:18:42.246

Lap	Lap Tm	Diff	Time of Day
<b>(26) Benn SIMMS</b>			
1	-:--	-	14:03:58.954
2	1:13.335	+0.525	14:05:12.289
3	1:13.441	+0.631	14:06:25.730
4	1:13.190	+0.380	14:07:38.920
5	1:12.810	-	14:08:51.730
6	1:14.286	+1.476	14:10:06.016
7	1:13.207	+0.397	14:11:19.223
8	1:12.982	+0.172	14:12:32.205
9	1:13.061	+0.251	14:13:45.266
10	1:12.846	+0.036	14:14:58.112
11	1:14.143	+1.333	14:16:12.255
12	1:16.250	+3.440	14:17:28.505
13	1:14.960	+2.150	14:18:43.465

Lap	Lap Tm	Diff	Time of Day
<b>(1) Keith WHITE</b>			
1	-:--	-	14:04:01.131
2	1:15.127	+1.206	14:05:16.258
3	1:15.534	+1.613	14:06:31.792
4	1:15.183	+1.262	14:07:46.975
5	1:14.663	+0.742	14:09:01.638
6	1:14.864	+0.943	14:10:16.502
7	1:15.305	+1.384	14:11:31.807
8	1:16.090	+2.169	14:12:47.897
9	1:14.168	+0.247	14:14:02.065
10	1:13.921	-	14:15:15.986
11	1:14.293	+0.372	14:16:30.279
12	1:14.391	+0.470	14:17:44.670
13	1:14.740	+0.819	14:18:59.410

Lap	Lap Tm	Diff	Time of Day
<b>(63) Paul SMITH</b>			
1	-:--	-	14:04:01.589
2	1:15.174	+0.962	14:05:16.763
3	1:15.568	+1.356	14:06:32.331
4	1:15.046	+0.834	14:07:47.377
5	1:14.771	+0.559	14:09:02.148
6	1:14.925	+0.713	14:10:17.073
7	1:16.083	+1.871	14:11:33.156
8	1:15.014	+0.802	14:12:48.170
9	1:14.364	+0.152	14:14:02.534
10	1:14.212	-	14:15:16.746
11	1:14.411	+0.199	14:16:31.157
12	1:14.878	+0.666	14:17:46.035
13	1:14.377	+0.165	14:19:00.412

Lap	Lap Tm	Diff	Time of Day
<b>(8) Peter WILLIAMS</b>			
1	-:--	-	14:04:09.887
2	1:16.586	+2.549	14:05:26.473
3	1:16.173	+2.136	14:06:42.646
4	1:15.171	+1.134	14:07:57.817
5	1:17.354	+3.317	14:09:15.171
6	1:16.618	+2.581	14:10:31.789
7	1:15.317	+1.280	14:11:47.106
8	1:15.288	+1.251	14:13:02.394
9	1:14.237	+0.200	14:14:16.631
10	1:14.037	-	14:15:30.668
11	1:15.292	+1.255	14:16:45.960
12	1:14.727	+0.690	14:18:00.687
13	1:15.774	+1.737	14:19:16.461

Lap	Lap Tm	Diff	Time of Day
<b>(40) Hugh PRICE</b>			
1	-:--	-	14:04:01.979
2	1:16.278	+1.499	14:05:18.257
3	1:17.836	+3.057	14:06:36.093
4	1:16.618	+1.839	14:07:52.711
5	1:17.323	+2.544	14:09:10.034
6	1:15.815	+1.036	14:10:25.849
7	1:16.443	+1.664	14:11:42.292
8	1:16.594	+1.815	14:12:58.886
9	1:15.993	+1.214	14:14:14.879
10	1:15.530	+0.751	14:15:30.409
11	1:16.952	+2.173	14:16:47.361
12	1:14.779	-	14:18:02.140
13	1:15.692	+0.913	14:19:17.832

Lap	Lap Tm	Diff	Time of Day
<b>(4) Paul CAMPFIELD</b>			
1	-:--	-	14:04:02.291
2	1:16.086	+0.521	14:05:18.377
3	1:16.935	+1.370	14:06:35.312
4	1:15.565	-	14:07:50.877
5	1:15.742	+0.177	14:09:06.619
6	1:16.540	+0.975	14:10:23.159
7	1:16.492	+0.927	14:11:39.651
8	1:16.837	+1.272	14:12:56.488
9	1:16.045	+0.480	14:14:12.533
10	1:16.971	+1.406	14:15:29.504
11	1:18.136	+2.571	14:16:47.640
12	1:18.318	+2.753	14:18:05.958
13	1:19.124	+3.559	14:19:25.082

Lap	Lap Tm	Diff	Time of Day
<b>(29) Bryan SHAW</b>			
1	-:--	-	14:04:05.160
2	1:17.496	+1.554	14:05:22.656
3	1:16.708	+0.766	14:06:39.364
4	1:17.049	+1.107	14:07:56.413
5	1:18.091	+2.149	14:09:14.504
6	1:17.584	+1.642	14:10:32.088
7	1:17.969	+2.027	14:11:50.057
8	1:15.991	+0.049	14:13:06.048
9	1:17.143	+1.201	14:14:23.191
10	1:17.849	+1.907	14:15:41.040
11	1:16.872	+0.930	14:16:57.912
12	1:16.133	+0.191	14:18:14.045
13	1:15.942	-	14:19:29.987

Lap	Lap Tm	Diff	Time of Day
<b>(22) Geoffrey HOODLESS</b>			

Lap	Lap Tm	Diff	Time of Day
<b>(14) Iain ROWLEY</b>			
1	-:--	-	14:04:04.014
2	1:17.470	+1.514	14:05:22.970
3	1:16.725	+0.769	14:06:39.695
4	1:17.036	+1.080	14:07:56.731
5	1:18.187	+2.231	14:09:14.918
6	1:17.837	+1.881	14:10:32.755
7	1:16.639	+0.683	14:11:49.394
8	1:15.956	-	14:13:05.350
9	1:17.394	+1.438	14:14:22.744
10	1:18.266	+2.310	14:15:41.010
11	1:16.700	+0.744	14:16:57.710
12	1:16.626	+0.670	14:18:14.336
13	1:15.988	+0.032	14:19:30.324

Lap	Lap Tm	Diff	Time of Day
<b>(65) Peter DENHAM</b>			
1	-:--	-	14:04:08.849
2	1:20.452	+3.058	14:05:29.301
3	1:19.341	+1.947	14:06:48.642
4	1:18.661	+1.267	14:08:07.303
5	1:18.209	+0.815	14:09:25.512
6	1:17.617	+0.223	14:10:43.129
7	1:17.394	-	14:12:00.523
8	1:19.056	+1.662	14:13:19.579
9	1:18.548	+1.154	14:14:38.127
10	1:17.757	+0.363	14:15:55.884
11	1:18.682	+1.288	14:17:14.566
12	1:18.139	+0.745	14:18:32.705
13	1:18.542	+1.148	14:19:51.247

Lap	Lap Tm	Diff	Time of Day
<b>(37) Mike SIMPSON</b>			
1	-:--	-	14:04:10.960
2	1:20.107	+3.057	14:05:31.067
3	1:19.205	+2.155	14:06:50.272
4	1:18.636	+1.586	14:08:08.908
5	1:18.340	+1.290	14:09:27.248
6	1:17.199	+0.149	14:10:44.447
7	1:17.401	+0.351	14:12:01.848
8	1:20.105	+3.055	14:13:21.953
9	1:18.718	+1.668	14:14:40.671
10	1:17.516	+0.466	14:15:58.187
11	1:17.801	+0.751	14:17:15.988
12	1:17.050	-	14:18:33.038
13	1:19.504	+2.454	14:19:52.542

Lap	Lap Tm	Diff	Time of Day
<b>(42) Tom THORNTON</b>			
1	-:--	-	14:04:10.560

Printed: 15/04/2007 14:21:55

Licensed to: MST Sports Timing Ltd

Chief Timekeeper

Orbits 3

Clerk of Course

www.amb-it.com

www.mylaps.com

# Donington Park Historic Race Meeting

## Classic Formula 3

## Donington Park National 1.957 Miles

### Race 2

15/04/2007 14:02

### Race (15:00 Time)

Lap	Lap Tm	Diff	Time of Day
2	1:19.616	+2.215	14:05:30.176
3	1:19.835	+2.434	14:06:50.011
4	1:18.150	+0.749	14:08:08.161
5	1:18.317	+0.916	14:09:26.478
6	1:17.401	-	14:10:43.879
7	1:17.406	+0.005	14:12:01.285
8	1:20.022	+2.621	14:13:21.307
9	1:18.786	+1.385	14:14:40.093
10	1:17.696	+0.295	14:15:57.789
11	1:17.938	+0.537	14:17:15.727
12	1:18.513	+1.112	14:18:34.240
13	1:18.536	+1.135	14:19:52.776

#### (43) Jan LANGDON

1	-:--	-	14:04:10.180
2	1:20.603	+2.874	14:05:30.783
3	1:20.702	+2.973	14:06:51.485
4	1:18.979	+1.250	14:08:10.464
5	1:19.389	+1.660	14:09:29.853
6	1:17.729	-	14:10:47.582
7	1:18.978	+1.249	14:12:06.560
8	1:18.527	+0.798	14:13:25.087
9	1:18.751	+1.022	14:14:43.838
10	1:17.904	+0.175	14:16:01.742
11	1:18.270	+0.541	14:17:20.012
12	1:18.323	+0.594	14:18:38.335
13	1:18.314	+0.585	14:19:56.649

#### (72) Andrew STORER

1	-:--	-	14:04:13.426
2	1:19.927	+1.880	14:05:33.353
3	1:20.230	+2.183	14:06:53.583
4	1:18.869	+0.822	14:08:12.452
5	1:18.047	-	14:09:30.499
6	1:19.029	+0.982	14:10:49.528
7	1:18.783	+0.736	14:12:08.311
8	1:19.165	+1.118	14:13:27.476
9	1:19.209	+1.162	14:14:46.685
10	1:18.159	+0.112	14:16:04.844
11	1:18.211	+0.164	14:17:23.055
12	1:19.768	+1.721	14:18:42.823

#### (34) Dale SPRUCE

1	-:--	-	14:04:11.510
2	1:19.923	+2.225	14:05:31.433
3	1:19.321	+1.623	14:06:50.754
4	1:19.365	+1.667	14:08:10.119
5	1:18.868	+1.170	14:09:28.987
6	1:18.356	+0.658	14:10:47.343
7	1:19.459	+1.761	14:12:06.802
8	1:19.080	+1.382	14:13:25.882
9	1:19.087	+1.389	14:14:44.969
10	1:17.698	-	14:16:02.667
11	1:19.183	+1.485	14:17:21.850
12	1:28.086	+10.388	14:18:49.936

#### (54) Peter RICHARDS

1	-:--	-	14:04:07.329
2	1:18.775	+0.813	14:05:26.104
3	1:18.669	+0.707	14:06:44.773
4	1:19.006	+1.044	14:08:03.779

Lap	Lap Tm	Diff	Time of Day
5	1:18.919	+0.957	14:09:22.698
6	1:18.583	+0.621	14:10:41.281
7	1:17.962	-	14:11:59.243
8	1:20.495	+2.533	14:13:19.738
9	1:33.280	+15.318	14:14:53.018
10	1:18.264	+0.302	14:16:11.282
11	1:22.892	+4.930	14:17:34.174
12	1:18.692	+0.730	14:18:52.866

#### (53) Roger PRICE

1	-:--	-	14:04:12.133
2	1:19.644	+0.798	14:05:31.777
3	1:20.506	+1.660	14:06:52.283
4	1:18.846	-	14:08:11.129
5	1:19.045	+0.199	14:09:30.174
6	1:20.884	+2.038	14:10:51.058
7	1:19.157	+0.311	14:12:10.215
8	1:20.324	+1.478	14:13:30.539
9	1:21.047	+2.201	14:14:51.586
10	1:19.132	+0.286	14:16:10.718
11	1:21.174	+2.328	14:17:31.892
12	1:21.493	+2.647	14:18:53.385

#### (74) Seamus DOYLE

1	-:--	-	14:04:16.128
2	1:26.704	+3.687	14:05:42.832
3	1:24.225	+1.208	14:07:07.057
4	1:24.460	+1.443	14:08:31.517
5	1:24.673	+1.656	14:09:56.190
6	1:25.367	+2.350	14:11:21.557
7	1:24.150	+1.133	14:12:45.707
8	1:25.288	+2.271	14:14:10.995
9	1:23.530	+0.513	14:15:34.525
10	1:23.017	-	14:16:57.542
11	1:23.606	+0.589	14:18:21.148
12	1:24.180	+1.163	14:19:45.328

#### (27) Lou WATTS

1	-:--	-	14:04:14.759
2	1:32.041	+8.103	14:05:46.800
3	1:26.082	+2.144	14:07:12.882
4	1:25.709	+1.771	14:08:38.591
5	1:25.990	+2.052	14:10:04.581
6	1:25.479	+1.541	14:11:30.060
7	1:24.491	+0.553	14:12:54.551
8	1:24.201	+0.263	14:14:18.752
9	1:24.949	+1.011	14:15:43.701
10	1:23.938	-	14:17:07.639
11	1:24.322	+0.384	14:18:31.961
12	1:25.445	+1.507	14:19:57.406

#### (31) Matthew STURMER

1	-:--	-	14:04:20.781
2	1:31.070	+6.675	14:05:51.851
3	1:28.592	+4.197	14:07:20.443
4	1:25.906	+1.511	14:08:46.349
5	1:24.863	+0.468	14:10:11.212
6	1:25.160	+0.765	14:11:36.372
7	1:26.254	+1.859	14:13:02.626
8	1:24.885	+0.490	14:14:27.511
9	1:24.984	+0.589	14:15:52.495

Lap	Lap Tm	Diff	Time of Day
10	1:24.395	-	14:17:16.890
11	1:25.572	+1.177	14:18:42.462

#### (71) Alan HICKS

1	-:--	-	14:04:14.171
2	1:59.960	+37.544	14:06:14.131
3	1:27.069	+4.653	14:07:41.200
4	1:22.416	-	14:09:03.616
5	1:23.235	+0.819	14:10:26.851
6	1:23.797	+1.381	14:11:50.648
7	1:30.606	+8.190	14:13:21.254
8	1:25.411	+2.995	14:14:46.665
9	1:22.603	+0.187	14:16:09.268
10	1:25.361	+2.945	14:17:34.629
11	1:24.136	+1.720	14:18:58.765

#### (76) David ODWYER

1	-:--	-	14:04:20.076
2	1:31.292	+7.295	14:05:51.368
3	1:28.924	+4.927	14:07:20.292
4	1:27.098	+3.101	14:08:47.390
5	1:25.104	+1.107	14:10:12.494
6	1:24.799	+0.802	14:11:37.293
7	1:24.890	+0.893	14:13:02.183
8	1:23.997	-	14:14:26.180
9	1:31.669	+7.672	14:15:57.849
10	1:26.466	+2.469	14:17:24.315
11	1:37.494	+13.497	14:19:01.809

#### (24) Alan GAPE

1	-:--	-	14:04:22.085
2	1:30.344	+2.214	14:05:52.429
3	1:29.261	+1.131	14:07:21.690
4	1:28.503	+0.373	14:08:50.193
5	1:31.722	+3.592	14:10:21.915
6	1:32.172	+4.042	14:11:54.087
7	1:33.405	+5.275	14:13:27.492
8	1:30.678	+2.548	14:14:58.170
9	1:28.130	-	14:16:26.300
10	1:29.193	+1.063	14:17:55.493
11	1:29.349	+1.219	14:19:24.842

#### (78) Jeremy MAIN

1	-:--	-	14:04:13.147
2	1:19.676	-	14:05:32.823
3	1:20.665	+0.989	14:06:53.488
4	1:20.298	+0.622	14:08:13.786
5	1:19.967	+0.291	14:09:33.753
6	1:20.207	+0.531	14:10:53.960
7	1:20.611	+0.935	14:12:14.571
8	1:21.039	+1.363	14:13:35.610
9	1:21.509	+1.833	14:14:57.119
p10	1:27.861	+8.185	14:16:24.980

#### (5) Paul WYETH

1	-:--	-	14:04:10.376
2	1:18.443	+1.725	14:05:28.819
3	1:17.678	+0.960	14:06:46.497
4	1:16.718	-	14:08:03.215
5	1:17.944	+1.226	14:09:21.159

# Donington Park Historic Race Meeting

Classic Formula 3

Donington Park National 1.957 Miles

Race 2

15/04/2007 14:02

Race (15:00 Time)

Lap	Lap Tm	Diff	Time of Day
<hr/>			
(20) Vernon WILLIAMSON			
1	-:--		14:04:20.451
2	<b>1:31.110</b>	+3.135	14:05:51.561
3	<b>1:29.943</b>	+1.968	14:07:21.504
4	<b>1:27.975</b>	-	14:08:49.479

<hr/>			
(52) James PARSONS			
1	-:--		14:09:16.425
2	<b>1:21.255</b>	+1.679	14:10:37.680
3	<b>1:19.576</b>	-	14:11:57.256
p4	<b>1:35.011</b>	+15.435	14:13:32.267

<hr/>			
(9) Adam ORMANDY			
1	-:--		14:04:06.883
2	<b>1:16.881</b>	-	14:05:23.764
3	<b>1:18.387</b>	+1.506	14:06:42.151

<hr/>			
(28) John GOLDSMITH			
1	-:--		14:04:13.403
p2	<b>1:33.797</b>	-	14:05:47.200

Lap Lap Tm Diff Time of Day

Lap Lap Tm Diff Time of Day

## Guards Trophy GT &amp; SR

Donington Park National 1.957 Miles

## Qualifying

15/04/2007 09:49

## Qualify (15:00 Time)

Pos	No.	Class	Name	Car	Best Tm	Diff	Gap	Best Spd	In Lap	2nd Best	2nd Lap	Laps
1	49	SRD - Guard	Michael SCHRYVER	Chevron B6	1:15.976	-	-	92.743	8	1:17.561	2	8
2	71	D - Guard	Richard MEINS	Ford GT40	1:19.352	+3.376	+3.376	88.798	9	1:20.237	8	10
3	54	SRD - Guard	Robert SHAW	Chevron B8	1:19.809	+3.833	+0.457	88.289	8	1:19.945	4	10
4	4	SRD - Guard	David BECKETT	Nerus Silhouette	1:20.799	+4.823	+0.990	87.208	10	1:21.335	11	11
5	12	SRD - Guard	Ross MAXWELL	Chevron B8	1:20.876	+4.900	+0.077	87.124	8	1:21.885	7	9
6	2	SRD - Guard	Stuart TIZZARD	Lenham Spider	1:21.756	+5.780	+0.880	86.187	10	1:21.788	9	10
7	15	B1 - Guard	Charles ALLISON	Marcos 1800GT	1:21.877	+5.901	+0.121	86.059	8	1:22.179	10	10
8	88	B1 - Guard	Stephen MINOPRIO	Marcos 1800GT	1:22.195	+6.219	+0.318	85.726	7	1:23.498	10	10
9	16	B1 - Guard	Phillip NELSON	Marcos 1800GT	1:22.835	+6.859	+0.640	85.064	10	1:22.962	7	10
10	82	SRD - Guard	Hugh COLMAN	Chevron B8	1:23.430	+7.454	+0.595	84.457	4	1:24.262	5	8
11	25	B1 - Guard	Ian COX	Marcos 1800 GT	1:23.492	+7.516	+0.062	84.395	10	1:23.819	7	10
12	27	B1 - Guard	Barry SEWELL	Marcos Volvo GT	1:24.003	+8.027	+0.511	83.881	8	1:25.363	7	9
13	24	SRD - Guard	Mark Clubbe	Elva Mk7S	1:24.060	+8.084	+0.057	83.824	9	1:24.078	6	10
14	11	SRB - Guard	Andy SHEPHERD	Lotus 23C	1:24.729	+8.753	+0.669	83.163	8	1:26.097	3	10
15	61	SRD - Guard	Nick THOMPSON	Chevron B6	1:25.382	+9.406	+0.653	82.527	8	1:25.580	9	10
16	86	B - Guards	Martin WILLIAMS	Marcos 1800GT	1:26.587	+10.611	+1.205	81.378	5	1:26.902	3	7
17	28	D - Guard	Don SALVAGE	TVR Griffiths	1:27.220	+11.244	+0.633	80.787	10	1:27.314	3	10
18	87	B1 - Guard	AI FLEMING	Lotus Elan 26R S1	1:27.614	+11.638	+0.394	80.424	9	1:28.555	7	10
19	58	C2 - Guard	Harry WYNDHAM	Jaguar E-Type	1:27.738	+11.762	+0.124	80.310	9	1:27.825	6	10
20	31	C2 - Guard	Michael JOHNS	Austin Healey 3000	1:29.132	+13.156	+1.394	79.054	9	1:29.515	10	10
21	55	C2 - Guard	Paul CASTALDINI	Jaguar E Type	1:30.682	+14.706	+1.550	77.703	8	1:31.252	2	9
22	60	B1 - Guard	Bill WATT	Lotus Elan S2	1:33.024	+17.048	+2.342	75.747	9	1:33.084	3	10
23	64	B2 - Guard	Martin RICHARDSON	MGB	1:34.022	+18.046	+0.998	74.943	8	1:34.714	7	9
24	21	B2 - Guard	Robert BARRIE	Porsche 911	1:34.925	+18.949	+0.903	74.230	9	1:35.713	5	9
25	41	SRB - Guard	Gareth JACKSON	Nerus Silhouette	1:36.836	+20.860	+1.911	72.765	2	1:42.351	1	2
26	90	B2 - Guard	Stephen BOND	MGB	1:41.640	+25.664	+4.804	69.326	8	1:42.597	7	8
27	84	B2 - Guard	Beverley PHILLIPS	MGB	1:41.718	+25.742	+0.078	69.273	8	1:43.577	7	8
28	23	B2 - Guard	Donald COASTER	MGB	1:41.855	+25.879	+0.137	69.180	8	1:42.046	7	8
29	74	A1 - Guard	Steven FARRALL	Tunex Diva GT	1:47.562	+31.586	+5.707	65.509	2	1:55.335	1	2
30	10	B3 - Guard	Karl WETHERELL	Triumph TR4	1:49.399	+33.423	+1.837	64.409	2	1:50.899	5	8

Donington Park Historic Race Meeting

Guards Trophy GT & SR

Qualifying

Qualify (15:00 Time)

Donington Park National 1.957 Miles

15/04/2007 09:49

Table with 4 columns: Lap, Lap Tm, Diff, Time of Day. Driver: (49) Michael SCHRYVER. Data for laps 1-8.

Table with 4 columns: Lap, Lap Tm, Diff, Time of Day. Driver: (71) Richard MEINS. Data for laps 1-10.

Table with 4 columns: Lap, Lap Tm, Diff, Time of Day. Driver: (54) Robert SHAW. Data for laps 1-10.

Table with 4 columns: Lap, Lap Tm, Diff, Time of Day. Driver: (4) David BECKETT. Data for laps 1-11.

Table with 4 columns: Lap, Lap Tm, Diff, Time of Day. Driver: (12) Ross MAXWELL. Data for laps p1, 2-8, p9.

Table with 4 columns: Lap, Lap Tm, Diff, Time of Day. Driver: (2) Stuart TIZZARD. Data for lap 1.

Table with 4 columns: Lap, Lap Tm, Diff, Time of Day. Driver: (15) Charles ALLISON. Data for laps 2-10.

Table with 4 columns: Lap, Lap Tm, Diff, Time of Day. Driver: (88) Stephen MINOPRIO. Data for laps 1-10.

Table with 4 columns: Lap, Lap Tm, Diff, Time of Day. Driver: (16) Phillip NELSON. Data for laps 1-10.

Table with 4 columns: Lap, Lap Tm, Diff, Time of Day. Driver: (82) Hugh COLMAN. Data for laps 1-10.

Table with 4 columns: Lap, Lap Tm, Diff, Time of Day. Driver: (25) Ian COX. Data for laps 1-4.

Table with 4 columns: Lap, Lap Tm, Diff, Time of Day. Driver: (27) Barry SEWELL. Data for laps 5-10.

Table with 4 columns: Lap, Lap Tm, Diff, Time of Day. Driver: (24) Mark Clubbe. Data for laps 1-9.

Table with 4 columns: Lap, Lap Tm, Diff, Time of Day. Driver: (11) Andy SHEPHERD. Data for laps 1-10.

Table with 4 columns: Lap, Lap Tm, Diff, Time of Day. Driver: (61) Nick THOMPSON. Data for laps 1-10.

Table with 4 columns: Lap, Lap Tm, Diff, Time of Day. Driver: (86) Martin WILLIAMS. Data for laps 1-10.

Table with 4 columns: Lap, Lap Tm, Diff, Time of Day. Driver: (86) Martin WILLIAMS. Data for laps 1-6.



# Donington Park Historic Race Meeting

## Guards Trophy GT & SR

## Donington Park National 1.957 Miles

### Qualifying

15/04/2007 09:49

### Qualify (15:00 Time)

Lap	Lap Tm	Diff	Time of Day
7	<b>1:32.398</b>	+5.811	10:04:47.660

#### (28) Don SALVAGE

1	<b>1:37.843</b>	+10.623	9:51:53.231
2	<b>1:29.870</b>	+2.650	9:53:23.101
3	<b>1:27.314</b>	+0.094	9:54:50.415
4	<b>1:30.463</b>	+3.243	9:56:20.878
5	<b>1:31.619</b>	+4.399	9:57:52.497
6	<b>1:28.325</b>	+1.105	9:59:20.822
7	<b>1:28.525</b>	+1.305	10:00:49.347
8	<b>1:29.607</b>	+2.387	10:02:18.954
9	<b>1:28.095</b>	+0.875	10:03:47.049
10	<b>1:27.220</b>	-	10:05:14.269

#### (87) Al FLEMING

1	<b>1:35.336</b>	+7.722	9:51:56.299
2	<b>1:28.721</b>	+1.107	9:53:25.020
3	<b>1:29.592</b>	+1.978	9:54:54.612
4	<b>2:10.624</b>	+43.010	9:57:05.236
5	<b>1:37.055</b>	+9.441	9:58:42.291
6	<b>1:29.109</b>	+1.495	10:00:11.400
7	<b>1:28.555</b>	+0.941	10:01:39.955
8	<b>1:30.238</b>	+2.624	10:03:10.193
9	<b>1:27.614</b>	-	10:04:37.807
10	<b>1:28.648</b>	+1.034	10:06:06.455

#### (58) Harry WYNDHAM

1	<b>1:36.455</b>	+8.717	9:51:54.927
2	<b>1:29.770</b>	+2.032	9:53:24.697
3	<b>1:29.539</b>	+1.801	9:54:54.236
4	<b>1:30.618</b>	+2.880	9:56:24.854
5	<b>1:30.927</b>	+3.189	9:57:55.781
6	<b>1:27.825</b>	+0.087	9:59:23.606
7	<b>1:28.432</b>	+0.694	10:00:52.038
8	<b>1:28.968</b>	+1.230	10:02:21.006
9	<b>1:27.738</b>	-	10:03:48.744
10	<b>1:27.924</b>	+0.186	10:05:16.668

#### (31) Michael JOHNS

1	<b>1:41.232</b>	+12.100	9:52:05.096
2	<b>1:36.436</b>	+7.304	9:53:41.532
3	<b>1:35.709</b>	+6.577	9:55:17.241
4	<b>1:34.988</b>	+5.856	9:56:52.229
5	<b>1:38.112</b>	+8.980	9:58:30.341
6	<b>1:31.424</b>	+2.292	10:00:01.765
7	<b>1:32.013</b>	+2.881	10:01:33.778
8	<b>1:31.086</b>	+1.954	10:03:04.864
9	<b>1:29.132</b>	-	10:04:33.996
10	<b>1:29.515</b>	+0.383	10:06:03.511

#### (55) Paul CASTALDINI

1	<b>1:53.342</b>	+22.660	9:52:39.972
2	<b>1:31.252</b>	+0.570	9:54:11.224
3	<b>1:31.596</b>	+0.914	9:55:42.820
4	<b>1:32.818</b>	+2.136	9:57:15.638
5	<b>1:32.597</b>	+1.915	9:58:48.235
6	<b>1:33.186</b>	+2.504	10:00:21.421
7	<b>1:31.316</b>	+0.634	10:01:52.737
8	<b>1:30.682</b>	-	10:03:23.419
9	<b>1:31.447</b>	+0.765	10:04:54.866

Lap	Lap Tm	Diff	Time of Day
(60) Bill WATT			

1	<b>1:40.216</b>	+7.192	9:51:57.660
2	<b>1:33.154</b>	+0.130	9:53:30.814
3	<b>1:33.084</b>	+0.060	9:55:03.898
4	<b>1:41.739</b>	+8.715	9:56:45.637
5	<b>1:33.267</b>	+0.243	9:58:18.904
6	<b>1:38.116</b>	+5.092	9:59:57.020
7	<b>1:34.143</b>	+1.119	10:01:31.163
8	<b>1:33.242</b>	+0.218	10:03:04.405
9	<b>1:33.024</b>	-	10:04:37.429
10	<b>1:33.982</b>	+0.958	10:06:11.411

#### (64) Martin RICHARDSON

1	<b>1:47.094</b>	+13.072	9:52:55.968
2	<b>1:38.963</b>	+4.941	9:54:34.931
3	<b>1:39.203</b>	+5.181	9:56:14.134
4	<b>1:43.009</b>	+8.987	9:57:57.143
5	<b>1:38.617</b>	+4.595	9:59:35.760
6	<b>1:35.878</b>	+1.856	10:01:11.638
7	<b>1:34.714</b>	+0.692	10:02:46.352
8	<b>1:34.022</b>	-	10:04:20.374
9	<b>1:42.681</b>	+8.659	10:06:03.055

#### (21) Robert BARRIE

1	<b>1:39.000</b>	+4.075	9:52:52.169
2	<b>1:37.702</b>	+2.777	9:54:29.871
3	<b>1:36.289</b>	+1.364	9:56:06.160
4	<b>1:36.630</b>	+1.705	9:57:42.790
5	<b>1:35.713</b>	+0.788	9:59:18.503
6	<b>1:37.612</b>	+2.687	10:00:56.115
7	<b>1:36.529</b>	+1.604	10:02:32.644
8	<b>1:37.660</b>	+2.735	10:04:10.304
9	<b>1:34.925</b>	-	10:05:45.229

#### (41) Gareth JACKSON

1	<b>1:42.351</b>	+5.515	9:52:43.281
2	<b>1:36.836</b>	-	9:54:20.117

#### (90) Stephen BOND

1	<b>1:54.832</b>	+13.192	9:52:54.895
2	<b>1:44.969</b>	+3.329	9:54:39.864
3	<b>1:45.108</b>	+3.468	9:56:24.972
4	<b>1:49.556</b>	+7.916	9:58:14.528
5	<b>1:44.235</b>	+2.595	9:59:58.763
6	<b>1:44.690</b>	+3.050	10:01:43.453
7	<b>1:42.597</b>	+0.957	10:03:26.050
8	<b>1:41.640</b>	-	10:05:07.690

#### (84) Beverley PHILLIPS

1	<b>2:02.092</b>	+20.374	9:52:39.701
2	<b>1:53.321</b>	+11.603	9:54:33.022
3	<b>1:49.723</b>	+8.005	9:56:22.745
4	<b>1:48.649</b>	+6.931	9:58:11.394
5	<b>1:44.161</b>	+2.443	9:59:55.555
6	<b>1:44.539</b>	+2.821	10:01:40.094
7	<b>1:43.577</b>	+1.859	10:03:23.671
8	<b>1:41.718</b>	-	10:05:05.389

#### (23) Donald COASTER

1	<b>2:01.930</b>	+20.075	9:52:40.502
2	<b>1:54.003</b>	+12.148	9:54:34.505

3	<b>1:49.181</b>	+7.326	9:56:23.686
4	<b>1:49.776</b>	+7.921	9:58:13.462
5	<b>1:43.453</b>	+1.598	9:59:56.915
6	<b>1:46.086</b>	+4.231	10:01:43.001
7	<b>1:42.046</b>	+0.191	10:03:25.047
8	<b>1:41.855</b>	-	10:05:06.902

#### (74) Steven FARRALL

1	<b>1:55.335</b>	+7.773	9:52:23.570
2	<b>1:47.562</b>	-	9:54:11.132

#### (10) Karl WETHERELL

1	<b>1:52.770</b>	+3.371	9:53:04.118
2	<b>1:49.399</b>	-	9:54:53.517
3	<b>1:55.371</b>	+5.972	9:56:48.888
4	<b>1:52.457</b>	+3.058	9:58:41.345
5	<b>1:50.899</b>	+1.500	10:00:32.244
6	<b>1:53.199</b>	+3.800	10:02:25.443
7	<b>1:53.800</b>	+4.401	10:04:19.243
8	<b>1:51.010</b>	+1.611	10:06:10.253

Donington Park Historic Race Meeting


Guards Trophy GT & SR

Donington Park National 1.957 Miles

Qualifying

15/04/2007 09:49

Qualify (15:00 Time)



12	<b>64</b> 23	<b>21</b> 24
11	<b>55</b> 21	<b>60</b> 22
10	<b>58</b> 19	<b>31</b> 20
9	<b>28</b> 17	<b>87</b> 18
8	<b>61</b> 15	<b>86</b> 16
7	<b>24</b> 13	<b>11</b> 14
6	<b>25</b> 11	<b>27</b> 12
5	<b>16</b> 9	<b>82</b> 10
4	<b>15</b> 7	<b>88</b> 8
3	<b>12</b> 5	<b>2</b> 6
2	<b>54</b> 3	<b>4</b> 4
1	<b>49</b> 1	<b>71</b> 2



Guards Trophy GT & SR

Donington Park National 1.957 Miles

Race 3 Restart

15/04/2007 14:47

Race (15:00 Time)

Pos	No.	Class	Name	Car	Laps	Total Tm	Diff	Gap	Best Tm	Best Spd
1	49	SRD - Guards	Michael SCHRYVER	Chevron B6	12	15:37.013	-	-	1:16.502	92.106
2	2	SRD - Guards	Stuart TIZZARD	Lenham Spider	12	16:11.498	+34.485	+34.485	1:18.285	90.008
3	4	SRD - Guards	David BECKETT	Nerus Silhouette	12	16:19.691	+42.678	+8.193	1:20.078	87.993
4	54	SRD - Guards	Robert SHAW	Chevron B8	12	16:44.925	+1:07.912	+25.234	1:21.495	86.463
5	24	SRD - Guards	Mark CLUBBE	Elva Mk7S	12	16:50.803	+1:13.790	+5.878	1:21.169	86.810
6	16	B1 - Guards	Phillip NELSON	Marcos 1800GT	12	16:51.887	+1:14.874	+1.084	1:22.535	85.373
7	71	D - Guards	Richard MEINS	Ford GT40	12	16:52.546	+1:15.533	+0.659	1:19.474	88.661
8	88	B1 - Guards	Stephen MINOPRIO	Marcos 1800GT	12	16:58.000	+1:20.987	+5.454	1:22.819	85.080
9	61	SRD - Guards	Nick THOMPSON	Chevron B6	12	17:07.767	+1:30.754	+9.767	1:21.128	86.854
10	15	B1 - Guards	Charles ALLISON	Marcos 1800GT	12	17:11.746	+1:34.733	+3.979	1:22.521	85.388
11	27	B1 - Guards	Barry SEWELL	Marcos Volvo GT	11	16:11.411	1 Lap	1 Lap	1:24.841	83.053
12	11	SRB - Guards	Andy SHEPHERD	Lotus 23C	11	16:14.699	+3.288	+3.288	1:24.121	83.764
13	87	B1 - Guards	Al FLEMING	Lotus Elan 26R S1	11	16:18.379	+6.968	+3.680	1:27.310	80.704
14	86	B - Guards	Martin WILLIAMS	Marcos 1800GT	11	16:19.376	+7.965	+0.997	1:26.767	81.209
15	31	C2 - Guards	Michael JOHNS	Austin Healey 3000	11	16:40.656	+29.245	+21.280	1:28.530	79.592
16	28	D - Guards	Don SALVAGE	TVR Griffiths	11	16:41.123	+29.712	+0.467	1:26.893	81.091
17	55	C2 - Guards	Paul CASTALDINI	Jaguar E Type	11	16:46.830	+35.419	+5.707	1:29.554	78.682
18	25	B1 - Guards	Ian COX	Marcos 1800 GT	11	16:58.507	+47.096	+11.677	1:22.908	84.989
19	60	B1 - Guards	Bill WATT	Lotus Elan S2	11	17:29.959	+1:18.548	+31.452	1:31.791	76.764
20	64	B2 - Guards	Martin RICHARDSON	MGB	11	17:30.573	+1:19.162	+0.614	1:32.686	76.023
21	21	B2 - Guards	Robert BARRIE	Porsche 911	11	17:31.356	+1:19.945	+0.783	1:32.476	76.196
22	23	B2 - Guards	Donald COASTER	MGB	10	17:03.367	2 Laps	1 Lap	1:39.243	71.000
23	10	B3 - Guards	Karl WETHERELL	Triumph TR4	10	17:15.181	+11.814	+11.814	1:39.744	70.644
24	84	B2 - Guards	Beverley PHILLIPS	MGB	10	17:32.419	+29.052	+17.238	1:42.273	68.897

Not classified (80% = 9 Laps)

DNF	58	C2 - Guards	Harry WYNDHAM	Jaguar E-Type	8	11:59.777	-	-	1:26.617	81.350
DNF	90	B2 - Guards	Stephen BOND	MGB	8	13:11.156	-	-	1:35.857	73.508
DNF	12	SRD - Guards	Ross MAXWELL	Chevron B8	1	1:37.688	-	-	----	-
DNF	41	SRB - Guards	Gareth JACKSON	Nerus Silhouette	0	----	-	-	----	-
DNF	82	SRD - Guards	Hugh COLMAN	Chevron B8	0	----	-	-	----	-

Margin of Victory	Avg. Speed	Best Lap Tm	Best Spd	Best Lap by
+34.485	90.239	1:16.502	92.106	[49] Michael SCHRYVER

Guards Trophy GT & SR

Donington Park National 1.957 Miles

Race 3 Restart

15/04/2007 14:47

Race (15:00 Time)

Competitors	Laps											
	1	2	3	4	5	6	7	8	9	10	11	12
Michael SCHRYVER (49)	1	49	49	49	49	49	49	49	49	49	49	49
Stuart TIZZARD (2)	2	2	2	2	2	2	2	2	2	2	2	2
David BECKETT (4)	3	4	4	4	4	4	4	4	4	4	4	4
Robert SHAW (54)	4	54	54	54	54	54	54	54	54	54	54	54
Stephen MINOPRIO (88)	5	88	88	88	24	24	24	24	16	16	24	24
Phillip NELSON (16)	6	16	16	16	24	16	16	16	24	24	16	16
Mark CLUBBE (24)	7	24	24	24	16	88	88	88	88	88	71	71
Al FLEMING (87)	8	87	87	87	15	15	71	71	71	71	88	88
Ross MAXWELL (12)	9	12	58	58	15	71	15	15	61	61	61	61
Michael JOHNS (31)	10	31	31	15	61	87	61	61	15	15	15	15
Martin WILLIAMS (86)	11	86	86	86	58	61	87	27	27	27	27	27
Harry WYNDHAM (58)	12	58	15	31	86	58	27	87	87	11	11	11
Paul CASTALDINI (55)	13	55	55	61	71	27	58	86	86	87	87	87
Don SALVAGE (28)	14	28	28	27	27	86	86	58	11	86	86	86
Nick THOMPSON (61)	15	61	61	28	28	28	11	11	58	31	31	31
Ian COX (25)	16	25	27	55	31	31	31	31	28	28	28	28
Andy SHEPHERD (11)	17	11	11	71	55	11	28	28	28	55	55	55
Charles ALLISON (15)	18	15	71	11	11	55	55	55	55	25	25	25
Bill WATT (60)	19	60	60	60	60	60	60	60	60	60	60	60
Barry SEWELL (27)	20	27	21	21	21	21	21	25	64	64	64	64
Robert BARRIE (21)	21	21	64	64	64	64	64	21	21	21	21	21
Martin RICHARDSON (64)	22	64	90	90	90	90	90	25	64	23	23	23
Stephen BOND (90)	23	90	84	23	23	25	25	90	90	10	10	10
Beverley PHILLIPS (84)	24	84	23	84	84	23	23	23	23	84	84	84
Donald COASTER (23)	25	23	10	10	10	84	10	10	10	10	10	10
Richard MEINS (71)	26	71	25	25	25	10	84	84	84			
Karl WETHERELL (10)	27	10										
-	28											
-	29											

## Guards Trophy GT & SR

## Donington Park National 1.957 Miles

### Race 3 Restart

15/04/2007 14:47

### Race (15:00 Time)

Lap	Lap Tm	Diff	Time of Day
(49) Michael SCHRYVER			
1	----	-	14:48:42.732
2	1:17.334	+0.832	14:50:00.066
3	1:17.372	+0.870	14:51:17.438
4	1:17.763	+1.261	14:52:35.201
5	1:18.118	+1.616	14:53:53.319
6	1:18.454	+1.952	14:55:11.773
7	1:17.879	+1.377	14:56:29.652
8	1:17.017	+0.515	14:57:46.669
9	1:18.782	+2.280	14:59:05.451
10	1:17.002	+0.500	15:00:22.453
11	1:18.696	+2.194	15:01:41.149
12	1:16.502	-	15:02:57.651

Lap	Lap Tm	Diff	Time of Day
(2) Stuart TIZZARD			
1	----	-	14:48:44.122
2	1:18.285	-	14:50:02.407
3	1:19.536	+1.251	14:51:21.943
4	1:20.954	+2.669	14:52:42.897
5	1:20.596	+2.311	14:54:03.493
6	1:20.929	+2.644	14:55:24.422
7	1:21.705	+3.420	14:56:46.127
8	1:21.979	+3.694	14:58:08.106
9	1:22.581	+4.296	14:59:30.687
10	1:20.364	+2.079	15:00:51.051
11	1:20.433	+2.148	15:02:11.484
12	1:20.652	+2.367	15:03:32.136

Lap	Lap Tm	Diff	Time of Day
(4) David BECKETT			
1	----	-	14:48:46.038
2	1:20.464	+0.386	14:50:06.502
3	1:21.068	+0.990	14:51:27.570
4	1:20.200	+0.122	14:52:47.770
5	1:21.839	+1.761	14:54:09.609
6	1:20.773	+0.695	14:55:30.382
7	1:22.136	+2.058	14:56:52.518
8	1:20.078	-	14:58:12.596
9	1:20.901	+0.823	14:59:33.497
10	1:24.662	+4.584	15:00:58.159
11	1:20.873	+0.795	15:02:19.032
12	1:21.297	+1.219	15:03:40.329

Lap	Lap Tm	Diff	Time of Day
(54) Robert SHAW			
1	----	-	14:48:50.330
2	1:21.495	-	14:50:11.825
3	1:24.172	+2.677	14:51:35.997
4	1:22.792	+1.297	14:52:58.789
5	1:23.564	+2.069	14:54:22.353
6	1:22.708	+1.213	14:55:45.061
7	1:22.837	+1.342	14:57:07.898
8	1:22.777	+1.282	14:58:30.675
9	1:23.048	+1.553	14:59:53.723
10	1:24.551	+3.056	15:01:18.274
11	1:24.332	+2.837	15:02:42.606
12	1:22.957	+1.462	15:04:05.563

Lap	Lap Tm	Diff	Time of Day
(24) Mark CLUBBE			
1	----	-	14:48:54.827
2	1:21.955	+0.786	14:50:16.782
3	1:22.949	+1.780	14:51:39.731

Lap	Lap Tm	Diff	Time of Day
4	1:22.951	+1.782	14:53:02.682
5	1:22.952	+1.783	14:54:25.634
6	1:23.313	+2.144	14:55:48.947
7	1:22.362	+1.193	14:57:11.309
8	1:21.169	-	14:58:32.478
9	1:29.349	+8.180	15:00:01.827
10	1:21.744	+0.575	15:01:23.571
11	1:24.480	+3.311	15:02:48.051
12	1:23.390	+2.221	15:04:11.441

Lap	Lap Tm	Diff	Time of Day
(16) Phillip NELSON			
1	----	-	14:48:52.471
2	1:23.424	+0.889	14:50:15.895
3	1:23.583	+1.048	14:51:39.478
4	1:23.720	+1.185	14:53:03.198
5	1:24.453	+1.918	14:54:27.651
6	1:23.084	+0.549	14:55:50.735
7	1:22.535	-	14:57:13.270
8	1:22.621	+0.086	14:58:35.891
9	1:24.341	+1.806	15:00:00.232
10	1:22.971	+0.436	15:01:23.203
11	1:25.113	+2.578	15:02:48.316
12	1:24.209	+1.674	15:04:12.525

Lap	Lap Tm	Diff	Time of Day
(71) Richard MEINS			
1	----	-	14:49:17.559
2	1:24.014	+4.540	14:50:41.573
3	1:22.920	+3.446	14:52:04.493
4	1:23.456	+3.982	14:53:27.949
5	1:21.483	+2.009	14:54:49.432
6	1:19.730	+0.256	14:56:09.162
7	1:22.723	+3.249	14:57:31.885
8	1:19.637	+0.163	14:58:51.522
9	1:19.474	-	15:00:10.996
10	1:21.110	+1.636	15:01:32.106
11	1:21.186	+1.712	15:02:53.292
12	1:19.892	+0.418	15:04:13.184

Lap	Lap Tm	Diff	Time of Day
(88) Stephen MINOPRIO			
1	----	-	14:48:52.047
2	1:23.558	+0.739	14:50:15.605
3	1:23.564	+0.745	14:51:39.169
4	1:23.111	+0.292	14:53:02.280
5	1:25.768	+2.949	14:54:28.048
6	1:29.023	+6.204	14:55:57.071
7	1:22.819	-	14:57:19.890
8	1:24.162	+1.343	14:58:44.052
9	1:23.124	+0.305	15:00:07.176
10	1:23.080	+0.261	15:01:30.256
11	1:23.637	+0.818	15:02:53.893
12	1:24.745	+1.926	15:04:18.638

Lap	Lap Tm	Diff	Time of Day
(61) Nick THOMPSON			
1	----	-	14:49:03.508
2	1:29.138	+8.010	14:50:32.646
3	1:28.461	+7.333	14:52:01.107
4	1:25.627	+4.499	14:53:26.734
5	1:24.231	+3.103	14:54:50.965
6	1:22.035	+0.907	14:56:13.000
7	1:23.239	+2.111	14:57:36.239
8	1:21.128	-	14:58:57.367

Lap	Lap Tm	Diff	Time of Day
9	1:22.058	+0.930	15:00:19.425
10	1:23.128	+2.000	15:01:42.553
11	1:23.074	+1.946	15:03:05.627
12	1:22.778	+1.650	15:04:28.405

Lap	Lap Tm	Diff	Time of Day
(15) Charles ALLISON			
1	----	-	14:49:06.650
2	1:25.486	+2.965	14:50:32.136
3	1:27.111	+4.590	14:51:59.247
4	1:23.251	+0.730	14:53:22.498
5	1:23.001	+0.480	14:54:45.499
6	1:23.319	+0.798	14:56:08.818
7	1:24.018	+1.497	14:57:32.836
8	1:22.521	-	14:58:55.357
9	1:24.226	+1.705	15:00:19.583
10	1:24.734	+2.213	15:01:44.317
11	1:23.907	+1.386	15:03:08.224
12	1:24.160	+1.639	15:04:32.384

Lap	Lap Tm	Diff	Time of Day
(27) Barry SEWELL			
1	----	-	14:49:09.417
2	1:27.132	+2.291	14:50:36.549
3	1:25.969	+1.128	14:52:02.518
4	1:26.959	+2.118	14:53:29.477
5	1:24.844	+0.003	14:54:54.321
6	1:24.841	-	14:56:19.162
7	1:27.508	+2.667	14:57:46.670
8	1:25.778	+0.937	14:59:12.448
9	1:26.025	+1.184	15:00:38.473
10	1:26.796	+1.955	15:02:05.269
11	1:26.780	+1.939	15:03:32.049

Lap	Lap Tm	Diff	Time of Day
(11) Andy SHEPHERD			
1	----	-	14:49:06.355
2	1:31.101	+6.980	14:50:37.456
3	1:30.857	+6.736	14:52:08.313
4	1:27.035	+2.914	14:53:35.348
5	1:27.109	+2.988	14:55:02.457
6	1:25.458	+1.337	14:56:27.915
7	1:25.284	+1.163	14:57:53.199
8	1:25.167	+1.046	14:59:18.366
9	1:24.121	-	15:00:42.487
10	1:24.339	+0.218	15:02:06.826
11	1:28.511	+4.390	15:03:35.337

Lap	Lap Tm	Diff	Time of Day
(87) Al FLEMING			
1	----	-	14:48:57.785
2	1:27.346	+0.036	14:50:25.131
3	1:28.270	+0.960	14:51:53.401
4	1:28.227	+0.917	14:53:21.628
5	1:28.774	+1.464	14:54:50.402
6	1:27.953	+0.643	14:56:18.355
7	1:29.870	+2.560	14:57:48.225
8	1:27.375	+0.065	14:59:15.600
9	1:27.310	-	15:00:42.910
10	1:27.532	+0.222	15:02:10.442
11	1:28.575	+1.265	15:03:39.017

Lap	Lap Tm	Diff	Time of Day
(86) Martin WILLIAMS			
1	----	-	14:49:01.149
2	1:30.763	+3.996	14:50:31.912

# Donington Park Historic Race Meeting

## Guards Trophy GT & SR

## Donington Park National 1.957 Miles

### Race 3 Restart

15/04/2007 14:47

### Race (15:00 Time)

Lap	Lap Tm	Diff	Time of Day
3	1:27.981	+1.214	14:51:59.893
4	1:27.926	+1.159	14:53:27.819
5	1:27.627	+0.860	14:54:55.446
6	1:26.767	-	14:56:22.213
7	1:27.656	+0.889	14:57:49.869
8	1:26.888	+0.121	14:59:16.757
9	1:26.964	+0.197	15:00:43.721
10	1:27.764	+0.997	15:02:11.485
11	1:28.529	+1.762	15:03:40.014

#### (31) Michael JOHNS

1	-:--	-	14:48:59.898
2	1:32.013	+3.483	14:50:31.911
3	1:29.056	+0.526	14:52:00.967
4	1:30.673	+2.143	14:53:31.640
5	1:28.530	-	14:55:00.170
6	1:29.599	+1.069	14:56:29.769
7	1:29.215	+0.685	14:57:58.984
8	1:31.168	+2.638	14:59:30.152
9	1:30.649	+2.119	15:01:00.801
10	1:29.712	+1.182	15:02:30.513
11	1:30.781	+2.251	15:04:01.294

#### (28) Don SALVAGE

1	-:--	-	14:49:02.952
2	1:29.502	+2.609	14:50:32.454
3	1:31.642	+4.749	14:52:04.096
4	1:26.893	-	14:53:30.989
5	1:27.519	+0.626	14:54:58.508
6	1:33.976	+7.083	14:56:32.484
7	1:29.304	+2.411	14:58:01.788
8	1:30.172	+3.279	14:59:31.960
9	1:30.455	+3.562	15:01:02.415
10	1:28.900	+2.007	15:02:31.315
11	1:30.446	+3.553	15:04:01.761

#### (55) Paul CASTALDINI

1	-:--	-	14:49:02.843
2	1:29.554	-	14:50:32.397
3	1:31.707	+2.153	14:52:04.104
4	1:30.149	+0.595	14:53:34.253
5	1:30.581	+1.027	14:55:04.834
6	1:30.644	+1.090	14:56:35.478
7	1:29.967	+0.413	14:58:05.445
8	1:30.265	+0.711	14:59:35.710
9	1:31.282	+1.728	15:01:06.992
10	1:30.707	+1.153	15:02:37.699
11	1:29.769	+0.215	15:04:07.468

#### (25) Ian COX

p1	-:--	-	14:49:06.143
2	2:35.067	+1:12.159	14:51:41.210
3	1:23.248	+0.340	14:53:04.458
4	1:23.834	+0.926	14:54:28.292
5	1:25.133	+2.225	14:55:53.425
6	1:22.976	+0.068	14:57:16.401
7	1:22.908	-	14:58:39.309
8	1:25.547	+2.639	15:00:04.856
9	1:24.100	+1.192	15:01:28.956
10	1:25.689	+2.781	15:02:54.645
11	1:24.500	+1.592	15:04:19.145

Lap	Lap Tm	Diff	Time of Day
<b>(60) Bill WATT</b>			
1	-:--	-	14:49:09.211
2	1:32.367	+0.576	14:50:41.578
3	1:32.003	+0.212	14:52:13.581
4	1:31.791	-	14:53:45.372
5	1:34.305	+2.514	14:55:19.677
6	1:34.949	+3.158	14:56:54.626
7	1:33.328	+1.537	14:58:27.954
8	1:36.862	+5.071	15:00:04.816
9	1:35.853	+4.062	15:01:40.669
10	1:35.017	+3.226	15:03:15.686
11	1:34.911	+3.120	15:04:50.597

#### (64) Martin RICHARDSON

1	-:--	-	14:49:10.444
2	1:35.668	+2.982	14:50:46.112
3	1:34.307	+1.621	14:52:20.419
4	1:33.180	+0.494	14:53:53.599
5	1:32.942	+0.256	14:55:26.541
6	1:34.189	+1.503	14:57:00.730
7	1:34.350	+1.664	14:58:35.080
8	1:33.322	+0.636	15:00:08.402
9	1:35.486	+2.800	15:01:43.888
10	1:32.686	-	15:03:16.574
11	1:34.637	+1.951	15:04:51.211

#### (21) Robert BARRIE

1	-:--	-	14:49:10.047
2	1:34.500	+2.024	14:50:44.547
3	1:33.838	+1.362	14:52:18.385
4	1:33.798	+1.322	14:53:52.183
5	1:32.476	-	14:55:24.659
6	1:33.166	+0.690	14:56:57.825
7	1:34.312	+1.836	14:58:32.137
8	1:35.887	+3.411	15:00:08.024
9	1:36.289	+3.813	15:01:44.313
10	1:33.705	+1.229	15:03:18.018
11	1:33.976	+1.500	15:04:51.994

#### (23) Donald COASTER

1	-:--	-	14:49:15.938
2	1:43.194	+3.951	14:50:59.132
3	1:41.436	+2.193	14:52:40.568
4	1:39.480	+0.237	14:54:20.048
5	1:40.448	+1.205	14:56:00.496
6	1:39.243	-	14:57:39.739
7	1:41.167	+1.924	14:59:20.906
8	1:41.564	+2.321	15:01:02.470
9	1:39.625	+0.382	15:02:42.095
10	1:41.910	+2.667	15:04:24.005

#### (10) Karl WETHERELL

1	-:--	-	14:49:17.886
2	1:42.736	+2.992	14:51:00.622
3	1:42.014	+2.270	14:52:42.636
4	1:42.775	+3.031	14:54:25.411
5	1:43.299	+3.555	14:56:08.710
6	1:43.625	+3.881	14:57:52.335
7	1:41.035	+1.291	14:59:33.370
8	1:40.858	+1.114	15:01:14.228

Lap	Lap Tm	Diff	Time of Day
9	1:41.847	+2.103	15:02:56.075
10	1:39.744	-	15:04:35.819
<b>(84) Beverley PHILLIPS</b>			
1	-:--	-	14:49:15.593
2	1:43.220	+0.947	14:50:58.813
3	1:42.273	-	14:52:41.086
4	1:43.736	+1.463	14:54:24.822
5	1:43.019	+0.746	14:56:07.841
6	1:45.623	+3.350	14:57:53.464
7	1:43.711	+1.438	14:59:37.175
8	1:45.686	+3.413	15:01:22.861
9	1:45.575	+3.302	15:03:08.436
10	1:44.621	+2.348	15:04:53.057

#### (58) Harry WYNDHAM

1	-:--	-	14:49:01.325
2	1:29.697	+3.080	14:50:31.022
3	1:28.023	+1.406	14:51:59.045
4	1:28.232	+1.615	14:53:27.277
5	1:26.617	-	14:54:53.894
6	1:27.636	+1.019	14:56:21.530
7	1:29.815	+3.198	14:57:51.345
8	1:29.070	+2.453	14:59:20.415

#### (90) Stephen BOND

1	-:--	-	14:49:12.322
2	1:36.864	+1.007	14:50:49.186
3	1:36.117	+0.260	14:52:25.303
4	1:36.269	+0.412	14:54:01.572
5	1:35.857	-	14:55:37.429
6	1:37.938	+2.081	14:57:15.367
7	1:38.334	+2.477	14:58:53.701
8	1:38.093	+2.236	15:00:31.794

#### (12) Ross MAXWELL

p1	-:--	-	14:48:58.326
----	------	---	--------------

Donington Park Historic Race Meeting

Guards Trophy GT & SR

Donington Park National 1.957 Miles

Qualifying

15/04/2007 09:49

Qualify (15:00 Time)

15

**74**

29

14

**84**

27

13

**41**

25

**10**

30

**23**

28

**90**

26

## Derek Bell Trophy

Donington Park National 1.957 Miles

## Qualifying

15/04/2007 10:13

## Qualify (15:00 Time)

Pos	No.	Class	Name	Car	Best Tm	Diff	Best Spd	In Lap
1	208	B2 -CLF3	Simon HADFIELD	Lola T332	1:06.276	-	106.317	10
2	83	D4 -CLF3	Andrew MEYRICK	March 782	1:07.013	+0.737	105.148	9
3	27	C1 -CLF3	James MURRAY	Brabham BT36	1:10.355	+4.079	100.153	7
4	60	C1 -CLF3	Darwin SMITH	March 722	1:10.650	+4.374	99.735	7
5	82	D1 -CLF3	Peter MEYRICK	March 782	1:10.744	+4.468	99.603	1
6	30	B1 -CLF3	Neil GLOVER	Lola T300	1:11.981	+5.705	97.891	5
7	64	B2 -CLF3	Frank LYONS	Lola T400	1:15.393	+9.117	93.461	2
8	66	C1 -CLF3	Michael SCOTT	Brabham BT30	1:15.904	+9.628	92.831	10
9	63	D4 -CLF3	Paul SMITH	Ralt RT1	1:16.494	+10.218	92.115	3
10	52	B2 -CLF3	John MONSON	Chevron B28	1:16.679	+10.403	91.893	7
11	25	C1 -CLF3	John COUNSELL	Brabham BT23C	1:18.270	+11.994	90.025	6
12	90	D2 -CLF3	Daryl TAYLOR	March 78B	1:18.698	+12.422	89.536	8
13	75	B1 -CLF3	Stephen GIBSON	Surtees TS8	1:19.402	+13.126	88.742	8
14	23	D1 -CLF3	Nick OVERALL	Lyncar 001	1:19.407	+13.131	88.736	10
15	43	C1 -CLF3	Daniel PYETT	Tecno	1:21.068	+14.792	86.918	2
16	61	B1 -CLF3	Bruce FULLERTON	Lola T300	1:21.404	+15.128	86.559	9
17	22	C1 -CLF3	Ian GRAY	Brabham BT30	1:22.329	+16.053	85.587	2
18	44	B2 -CLF3	Anthony TAYLOR	Chevron B24	1:25.808	+19.532	82.117	9
19	37	C1 -CLF3	Lincoln SMALL	Brabham BT30	1:26.090	+19.814	81.848	1
20	28	E -CLF3	John GOLDSMITH	Jamun T76	1:27.076	+20.800	80.921	1
21	1	C2 -CLF3	Mark DWYER	March 742	1:31.603	+25.327	76.922	1
22	55	B2 -CLF3	Judy LYONS	Lola T332	1:38.867	+32.591	71.270	5
23	16	B1 -CLF3	Mike WRIGLEY	Lola T300	1:54.762	+48.486	61.399	2



# Donington Park Historic Race Meeting

## Donington Park National 1.957 Miles

### Derek Bell Trophy

### Qualifying

15/04/2007 10:13

### Qualify (15:00 Time)

Lap	Lap Tm	Diff	Time of Day
<b>(208) Simon HADFIELD</b>			
1	<b>1:09.208</b>	+2.932	10:15:42.692
2	<b>1:10.166</b>	+3.890	10:16:52.858
3	<b>1:23.577</b>	+17.301	10:18:16.435
p4	<b>1:33.117</b>	+26.841	10:19:49.552
5	<b>3:13.503</b>	+2:07.227	10:23:03.055
6	<b>1:08.804</b>	+2.528	10:24:11.859
7	<b>1:07.636</b>	+1.360	10:25:19.495
8	<b>1:07.904</b>	+1.628	10:26:27.399
9	<b>1:09.231</b>	+2.955	10:27:36.630
10	<b>1:06.276</b>	-	10:28:42.906

<b>(83) Andrew MEYRICK</b>			
1	<b>1:07.462</b>	+0.449	10:15:36.101
2	<b>1:23.045</b>	+16.032	10:16:59.146
3	<b>1:30.993</b>	+23.980	10:18:30.139
4	<b>1:14.658</b>	+7.645	10:19:44.797
5	<b>1:08.869</b>	+1.856	10:20:53.666
6	<b>1:07.437</b>	+0.424	10:22:01.103
7	<b>1:10.149</b>	+3.136	10:23:11.252
8	<b>1:07.198</b>	+0.185	10:24:18.450
9	<b>1:07.013</b>	-	10:25:25.463
10	<b>1:10.672</b>	+3.659	10:26:36.135
11	<b>1:09.645</b>	+2.632	10:27:45.780
12	<b>1:12.684</b>	+5.671	10:28:58.464

<b>(27) James MURRAY</b>			
1	<b>1:35.373</b>	+25.018	10:20:17.616
2	<b>1:27.871</b>	+17.516	10:21:45.487
3	<b>1:18.891</b>	+8.536	10:23:04.378
4	<b>1:16.714</b>	+6.359	10:24:21.092
5	<b>1:15.458</b>	+5.103	10:25:36.550
6	<b>1:20.616</b>	+10.261	10:26:57.166
7	<b>1:10.355</b>	-	10:28:07.521

<b>(60) Darwin SMITH</b>			
1	<b>1:12.606</b>	+1.956	10:15:44.030
2	<b>1:11.908</b>	+1.258	10:16:55.938
3	<b>1:22.288</b>	+11.638	10:18:18.226
p4	<b>1:32.512</b>	+21.862	10:19:50.738
5	<b>6:35.674</b>	+5:25.024	10:26:26.412
6	<b>1:13.049</b>	+2.399	10:27:39.461
7	<b>1:10.650</b>	-	10:28:50.111

<b>(82) Peter MEYRICK</b>			
1	<b>1:10.744</b>	-	10:17:19.467

<b>(30) Neil GLOVER</b>			
1	<b>1:12.436</b>	+0.455	10:15:49.241
p2	<b>1:16.351</b>	+4.370	10:17:05.592
3	<b>1:55.788</b>	+43.807	10:19:01.380
4	<b>1:15.572</b>	+3.591	10:20:16.952
5	<b>1:11.981</b>	-	10:21:28.933
6	<b>1:12.806</b>	+0.825	10:22:41.739
7	<b>1:14.044</b>	+2.063	10:23:55.783
8	<b>1:18.603</b>	+6.622	10:25:14.386
9	<b>1:15.883</b>	+3.902	10:26:30.269
10	<b>1:14.801</b>	+2.820	10:27:45.070
11	<b>1:12.489</b>	+0.508	10:28:57.559

Lap	Lap Tm	Diff	Time of Day
<b>(64) Frank LYONS</b>			
1	<b>1:17.292</b>	+1.899	10:16:17.475
2	<b>1:15.393</b>	-	10:17:32.868
3	<b>1:22.380</b>	+6.987	10:18:55.248
4	<b>1:23.829</b>	+8.436	10:20:19.077
5	<b>1:18.642</b>	+3.249	10:21:37.719
p6	<b>1:23.540</b>	+8.147	10:23:01.259
7	<b>6:16.522</b>	+5:01.129	10:29:17.781

<b>(66) Michael SCOTT</b>			
1	<b>1:30.354</b>	+14.450	10:16:29.485
2	<b>1:24.301</b>	+8.397	10:17:53.786
3	<b>1:27.463</b>	+11.559	10:19:21.249
4	<b>1:25.998</b>	+10.094	10:20:47.247
5	<b>1:20.852</b>	+4.948	10:22:08.099
6	<b>1:20.110</b>	+4.206	10:23:28.209
7	<b>1:18.750</b>	+2.846	10:24:46.959
8	<b>1:16.944</b>	+1.040	10:26:03.903
9	<b>1:17.348</b>	+1.444	10:27:21.251
10	<b>1:15.904</b>	-	10:28:37.155

<b>(63) Paul SMITH</b>			
1	<b>1:19.337</b>	+2.843	10:23:52.506
2	<b>1:19.431</b>	+2.937	10:25:11.937
3	<b>1:16.494</b>	-	10:26:28.431
4	<b>1:19.520</b>	+3.026	10:27:47.951
5	<b>1:20.808</b>	+4.314	10:29:08.759

<b>(52) John MONSON</b>			
1	<b>1:27.774</b>	+11.095	10:16:51.020
p2	<b>1:38.210</b>	+21.531	10:18:29.230
3	<b>2:41.691</b>	+1:25.012	10:21:10.921
4	<b>1:21.341</b>	+4.662	10:22:32.262
5	<b>1:18.996</b>	+2.317	10:23:51.258
6	<b>1:18.329</b>	+1.650	10:25:09.587
7	<b>1:16.679</b>	-	10:26:26.266
8	<b>1:18.110</b>	+1.431	10:27:44.376
9	<b>1:17.531</b>	+0.852	10:29:01.907

<b>(25) John COUNSELL</b>			
1	<b>1:24.892</b>	+6.622	10:16:14.691
2	<b>1:19.910</b>	+1.640	10:17:34.601
3	<b>1:27.236</b>	+8.966	10:19:01.837
4	<b>1:21.734</b>	+3.464	10:20:23.571
5	<b>1:21.154</b>	+2.884	10:21:44.725
6	<b>1:18.270</b>	-	10:23:02.995
p7	<b>1:26.263</b>	+7.993	10:24:29.258

<b>(90) Daryl TAYLOR</b>			
1	<b>1:28.717</b>	+10.019	10:16:17.392
2	<b>1:22.689</b>	+3.991	10:17:40.081
3	<b>1:24.990</b>	+6.292	10:19:05.071
4	<b>1:24.545</b>	+5.847	10:20:29.616
5	<b>1:24.061</b>	+5.363	10:21:53.677
p6	<b>1:26.486</b>	+7.788	10:23:20.163
7	<b>3:02.351</b>	+1:43.653	10:26:22.514
8	<b>1:18.698</b>	-	10:27:41.212
9	<b>1:19.070</b>	+0.372	10:29:00.282

<b>(75) Stephen GIBSON</b>			
1	<b>1:34.076</b>	+14.674	10:16:42.396

Lap	Lap Tm	Diff	Time of Day
2	<b>1:27.389</b>	+7.987	10:18:09.785
3	<b>3:03.681</b>	+1:44.279	10:21:13.466
4	<b>1:23.780</b>	+4.378	10:22:37.246
5	<b>1:21.876</b>	+2.474	10:23:59.122
6	<b>1:20.168</b>	+0.766	10:25:19.290
7	<b>1:19.492</b>	+0.090	10:26:38.782
8	<b>1:19.402</b>	-	10:27:58.184
9	<b>1:20.723</b>	+1.321	10:29:18.907

<b>(23) Nick OVERALL</b>			
1	<b>1:23.804</b>	+4.397	10:16:29.781
2	<b>1:22.409</b>	+3.002	10:17:52.190
3	<b>1:23.991</b>	+4.584	10:19:16.181
4	<b>1:23.504</b>	+4.097	10:20:39.685
5	<b>1:21.891</b>	+2.484	10:22:01.576
6	<b>1:23.256</b>	+3.849	10:23:24.832
7	<b>1:20.630</b>	+1.223	10:24:45.462
8	<b>1:20.757</b>	+1.350	10:26:06.219
9	<b>1:20.666</b>	+1.259	10:27:26.885
10	<b>1:19.407</b>	-	10:28:46.292

<b>(43) Daniel PYETT</b>			
1	<b>1:21.438</b>	+0.370	10:17:40.885
2	<b>1:21.068</b>	-	10:19:01.953
3	<b>1:23.877</b>	+2.809	10:20:25.830
p4	<b>1:31.361</b>	+10.293	10:21:57.191
p5	<b>3:51.341</b>	+2:30.273	10:25:48.532

<b>(61) Bruce FULLERTON</b>			
1	<b>1:28.032</b>	+6.628	10:16:46.115
2	<b>1:31.203</b>	+9.799	10:18:17.318
3	<b>1:31.239</b>	+9.835	10:19:48.557
4	<b>1:28.252</b>	+6.848	10:21:16.809
5	<b>1:25.229</b>	+3.825	10:22:42.038
6	<b>1:24.711</b>	+3.307	10:24:06.749
7	<b>1:24.391</b>	+2.987	10:25:31.140
8	<b>1:22.844</b>	+1.440	10:26:53.984
9	<b>1:21.404</b>	-	10:28:15.388

<b>(22) Ian GRAY</b>			
1	<b>1:25.760</b>	+3.431	10:16:30.575
2	<b>1:22.329</b>	-	10:17:52.904
3	<b>1:29.778</b>	+7.449	10:19:22.682
4	<b>1:30.896</b>	+8.567	10:20:53.578
5	<b>1:31.302</b>	+8.973	10:22:24.880
6	<b>1:29.617</b>	+7.288	10:23:54.497
7	<b>1:27.702</b>	+5.373	10:25:22.199
8	<b>1:25.504</b>	+3.175	10:26:47.703
9	<b>1:22.815</b>	+0.486	10:28:10.518

<b>(44) Anthony TAYLOR</b>			
1	<b>1:28.961</b>	+3.153	10:16:56.305
2	<b>1:43.386</b>	+17.578	10:18:39.691
3	<b>1:41.079</b>	+15.271	10:20:20.770
4	<b>1:35.211</b>	+9.403	10:21:55.981
5	<b>1:31.881</b>	+6.073	10:23:27.862
6	<b>1:29.500</b>	+3.692	10:24:57.362
7	<b>1:26.350</b>	+0.542	10:26:23.712
8	<b>1:27.235</b>	+1.427	10:27:50.947
9	<b>1:25.808</b>	-	10:29:16.755

# Donington Park Historic Race Meeting

Derek Bell Trophy

Donington Park National 1.957 Miles

Qualifying

15/04/2007 10:13

Qualify (15:00 Time)

Lap	Lap Tm	Diff	Time of Day
<b>(37) Lincoln SMALL</b>			
1	<b>1:26.090</b>	-	10:16:48.923
p2	<b>1:30.720</b>	+4.630	10:18:19.643
<b>(28) John GOLDSMITH</b>			
1	<b>1:27.076</b>	-	10:16:52.414
2	<b>1:31.676</b>	+4.600	10:18:24.090
p3	<b>1:41.585</b>	+14.509	10:20:05.675
<b>(1) Mark DWYER</b>			
p1	<b>1:31.603</b>	-	10:16:20.602
2	<b>2:15.167</b>	+43.564	10:18:35.769
p3	<b>1:33.598</b>	+1.995	10:20:09.367
<b>(55) Judy LYONS</b>			
1	<b>1:41.164</b>	+2.297	10:17:17.391
2	<b>1:43.997</b>	+5.130	10:19:01.388
3	<b>1:47.843</b>	+8.976	10:20:49.231
4	<b>1:43.862</b>	+4.995	10:22:33.093
5	<b>1:38.867</b>	-	10:24:11.960
6	<b>1:45.089</b>	+6.222	10:25:57.049
7	<b>1:39.162</b>	+0.295	10:27:36.211
8	<b>1:44.846</b>	+5.979	10:29:21.057
<b>(16) Mike WRIGLEY</b>			
1	<b>3:02.175</b>	+1:07.413	10:18:13.247
p2	<b>1:54.762</b>	-	10:20:08.009
p3	<b>7:12.600</b>	+5:17.838	10:27:20.609

Lap Lap Tm Diff Time of Day

Lap Lap Tm Diff Time of Day

12	<b>16</b> 23	
11	<b>1</b> 21	<b>55</b> 22
10	<b>37</b> 19	<b>28</b> 20
9	<b>22</b> 17	<b>44</b> 18
8	<b>43</b> 15	<b>61</b> 16
7	<b>75</b> 13	<b>23</b> 14
6	<b>25</b> 11	<b>90</b> 12
5	<b>63</b> 9	<b>52</b> 10
4	<b>64</b> 7	<b>66</b> 8
3	<b>82</b> 5	<b>30</b> 6
2	<b>27</b> 3	<b>60</b> 4
1	<b>208</b> 1	<b>83</b> 2



Derek Bell Trophy

Donington Park National 1.957 Miles

Race 4

15/04/2007 15:00

Race (15:00 Time)

Pos	No.	Class	Name	Car	Laps	Total Tm	Avg. Speed	Diff	Gap	Best Tm	In Lap	Best Spd
1	208	B2 - CL F3	Simon HADFIELD	Lola T332	14	16:06.510	102.066	-	-	1:06.704	3	105.635
2	82	D1 - CL F3	Peter MEYRICK	March 782	14	17:04.403	96.298	+57.893	+57.893	1:10.184	3	100.397
3	1	C2 - CL F3	Mark DWYER	March 742	14	17:13.467	95.453	+1:06.957	+9.064	1:11.038	3	99.190
4	27	C1 - CL F3	James MURRAY	Brabham BT36	13	16:09.474	94.486	1 Lap	1 Lap	1:12.832	2	96.747
5	60	C1 - CL F3	Darwin SMITH	March 722	13	16:11.157	94.322	+1.683	+1.683	1:12.966	3	96.569
6	52	B2 - CL F3	John MONSON	Chevron B28	13	16:24.383	93.055	+14.909	+13.226	1:13.283	13	96.152
7	90	D2 - CL F3	Daryl TAYLOR	March 78B	13	17:09.023	89.018	+59.549	+44.640	1:15.862	10	92.883
8	43	C1 - CL F3	Daniel PYETT	Tecno	13	17:09.694	88.960	+1:00.220	+0.671	1:16.280	3	92.374
9	66	C1 - CL F3	Michael SCOTT	Brabham BT30	12	16:05.860	87.544	2 Laps	1 Lap	1:16.926	3	91.598
10	22	C1 - CL F3	Ian GRAY	Brabham BT30	12	16:26.899	85.678	+21.039	+21.039	1:19.690	7	88.421
11	25	C1 - CL F3	John COUNSELL	Brabham BT23C	12	16:32.576	85.188	+26.716	+5.677	1:18.539	9	89.717
12	61	B1 - CL F3	Bruce FULLERTON	Lola T300	12	16:54.213	83.370	+48.353	+21.637	1:19.296	3	88.860
13	23	D1 - CL F3	Nick OVERALL	Lyncar 001	12	17:24.638	80.942	+1:18.778	+30.425	1:23.146	12	84.746
14	64	B2 - CL F3	Frank LYONS	Lola T400	11	16:54.973	76.366	3 Laps	1 Lap	1:12.832	2	96.747
15	75	B1 - CL F3	Stephen GIBSON	Surtees TS8	11	17:08.307	75.375	+13.334	+13.334	1:12.429	3	97.285

Not classified

DNF	30	B1 - CL F3	Neil GLOVER	Lola T300	11	13:38.763	94.666	-	-	1:10.374	3	100.126
DNF	83	D4 - CL F3	Andrew MEYRICK	March 782	10	11:25.954	102.722	-	-	1:06.555	2	105.872
DNF	37	C1 - CL F3	Lincoln SMALL	Brabham BT30	10	13:41.897	85.732	-	-	1:17.807	9	90.561
DNF	44	B2 - CL F3	Anthony TAYLOR	Chevron B24	3	4:35.562	76.712	-	-	1:23.848	2	84.036
DNF	55	B2 - CL F3	Judy LYONS	Lola T332	2	5:15.072	44.728	-	-	1:55.667	2	60.919

Margin of Victory	Avg. Speed	Best Lap Tm	Best Spd	Best Lap by
+57.893	102.066	1:06.704	105.635	[208] Simon HADFIELD

Derek Bell Trophy

Donington Park National 1.957 Miles

Race 4

15/04/2007 15:00

Race (15:00 Time)

Competitors	Laps													
	1	2	3	4	5	6	7	8	9	10	11	12	13	14
Andrew MEYRICK (83)	1	83	83	83	83	83	83	83	83	83	208	208	208	208
Simon HADFIELD (208)	2	208	208	208	208	208	208	208	208	208	82	82	82	82
Peter MEYRICK (82)	3	82	82	82	82	82	82	82	82	82	1	1	1	1
Darwin SMITH (60)	4	60	30	30	30	30	30	30	30	1	30	60	27	
Neil GLOVER (30)	5	30	60	60	60	60	1	1	1	1	30	60	27	60
Frank LYONS (64)	6	64	64	27	27	1	60	60	60	60	60	27	52	52
James MURRAY (27)	7	27	27	64	1	27	27	27	27	27	27	52	90	90
John MONSON (52)	8	52	52	52	52	52	52	52	52	52	90	43	43	
Michael SCOTT (66)	9	66	1	1	64	66	66	43	43	43	43	43	66	
Daryl TAYLOR (90)	10	90	66	66	66	64	43	90	90	90	90	66	22	
John COUNSELL (25)	11	25	90	90	43	43	90	66	66	66	66	22	25	
Mark DWYER (1)	12	1	25	25	90	90	25	37	37	37	37	25	61	
Nick OVERALL (23)	13	23	37	43	25	25	64	64	22	22	22	61	23	
Lincoln SMALL (37)	14	37	61	37	37	37	37	22	64	25	25	23		
Bruce FULLERTON (61)	15	61	23	61	61	61	22	61	25	61	61	64		
Anthony TAYLOR (44)	16	44	43	22	22	22	61	25	61	23	23	75		
Ian GRAY (22)	17	22	22	23	23	23	23	23	23	23	64	64		
Daniel PYETT (43)	18	43	44	44	75	75	75	75	75	75	75			
Stephen GIBSON (75)	19	75	75	75										
Judy LYONS (55)	20	55	55											

# Donington Park Historic Race Meeting

## Derek Bell Trophy

## Donington Park National 1.957 Miles

### Race 4

15/04/2007 15:00

### Race (15:00 Time)

Lap	Lap Tm	Diff	Time of Day
<b>(208) Simon HADFIELD</b>			
1	-:--		15:20:44.016
2	<b>1:06.940</b>	+0.236	15:21:50.956
3	<b>1:06.704</b>	-	15:22:57.660
4	<b>1:10.853</b>	+4.149	15:24:08.513
5	<b>1:08.554</b>	+1.850	15:25:17.067
6	<b>1:08.200</b>	+1.496	15:26:25.267
7	<b>1:10.014</b>	+3.310	15:27:35.281
8	<b>1:08.865</b>	+2.161	15:28:44.146
9	<b>1:08.229</b>	+1.525	15:29:52.375
10	<b>1:07.994</b>	+1.290	15:31:00.369
11	<b>1:08.715</b>	+2.011	15:32:09.084
12	<b>1:10.453</b>	+3.749	15:33:19.537
13	<b>1:11.164</b>	+4.460	15:34:30.701
14	<b>1:09.746</b>	+3.042	15:35:40.447
<b>(82) Peter MEYRICK</b>			
1	-:--		15:20:49.249
2	<b>1:10.929</b>	+0.745	15:22:00.178
3	<b>1:10.184</b>	-	15:23:10.362
4	<b>1:12.556</b>	+2.372	15:24:22.918
5	<b>1:12.880</b>	+2.696	15:25:35.798
6	<b>1:13.535</b>	+3.351	15:26:49.333
7	<b>1:12.451</b>	+2.267	15:28:01.784
8	<b>1:14.103</b>	+3.919	15:29:15.887
9	<b>1:16.304</b>	+6.120	15:30:32.191
10	<b>1:13.054</b>	+2.870	15:31:45.245
11	<b>1:13.923</b>	+3.739	15:32:59.168
12	<b>1:13.107</b>	+2.923	15:34:12.275
13	<b>1:13.533</b>	+3.349	15:35:25.808
14	<b>1:12.532</b>	+2.348	15:36:38.340
<b>(1) Mark DWYER</b>			
1	-:--		15:21:00.430
2	<b>1:12.104</b>	+1.066	15:22:12.534
3	<b>1:11.038</b>	-	15:23:23.572
4	<b>1:13.100</b>	+2.062	15:24:36.672
5	<b>1:12.574</b>	+1.536	15:25:49.246
6	<b>1:13.256</b>	+2.218	15:27:02.502
7	<b>1:13.887</b>	+2.849	15:28:16.389
8	<b>1:12.039</b>	+1.001	15:29:28.428
9	<b>1:14.002</b>	+2.964	15:30:42.430
10	<b>1:15.789</b>	+4.751	15:31:58.219
11	<b>1:12.398</b>	+1.360	15:33:10.617
12	<b>1:11.668</b>	+0.630	15:34:22.285
13	<b>1:13.062</b>	+2.024	15:35:35.347
14	<b>1:12.057</b>	+1.019	15:36:47.404
<b>(27) James MURRAY</b>			
1	-:--		15:20:50.356
2	<b>1:12.832</b>	-	15:22:03.188
3	<b>1:17.105</b>	+4.273	15:23:20.293
4	<b>1:14.404</b>	+1.572	15:24:34.697
5	<b>1:15.506</b>	+2.674	15:25:50.203
6	<b>1:13.936</b>	+1.104	15:27:04.139
7	<b>1:14.889</b>	+2.057	15:28:19.028
8	<b>1:13.110</b>	+0.278	15:29:32.138
9	<b>1:15.261</b>	+2.429	15:30:47.399
10	<b>1:14.819</b>	+1.987	15:32:02.218
11	<b>1:14.365</b>	+1.533	15:33:16.583
12	<b>1:13.921</b>	+1.089	15:34:30.504
13	<b>1:12.907</b>	+0.075	15:35:43.411
<b>(60) Darwin SMITH</b>			
1	-:--		15:20:49.911

Lap	Lap Tm	Diff	Time of Day
2	<b>1:13.275</b>	+0.309	15:22:03.186
3	<b>1:12.966</b>	-	15:23:16.152
4	<b>1:15.636</b>	+2.670	15:24:31.788
5	<b>1:16.400</b>	+3.434	15:25:48.188
6	<b>1:14.840</b>	+1.874	15:27:03.028
7	<b>1:14.236</b>	+1.270	15:28:17.264
8	<b>1:13.879</b>	+0.913	15:29:31.143
9	<b>1:15.451</b>	+2.485	15:30:46.594
10	<b>1:14.224</b>	+1.258	15:32:00.818
11	<b>1:13.953</b>	+0.987	15:33:14.771
12	<b>1:15.451</b>	+2.485	15:34:30.222
13	<b>1:14.872</b>	+1.906	15:35:45.094
<b>(52) John MONSON</b>			
1	-:--		15:20:54.139
2	<b>1:14.441</b>	+1.158	15:22:08.580
3	<b>1:14.487</b>	+1.204	15:23:23.067
4	<b>1:17.868</b>	+4.585	15:24:40.935
5	<b>1:16.747</b>	+3.464	15:25:57.682
6	<b>1:16.157</b>	+2.874	15:27:13.839
7	<b>1:15.183</b>	+1.900	15:28:29.022
8	<b>1:15.782</b>	+2.499	15:29:44.804
9	<b>1:14.965</b>	+1.682	15:30:59.769
10	<b>1:15.061</b>	+1.778	15:32:14.830
11	<b>1:15.942</b>	+2.659	15:33:30.772
12	<b>1:14.265</b>	+0.982	15:34:45.037
13	<b>1:13.283</b>	-	15:35:58.320
<b>(90) Daryl TAYLOR</b>			
1	-:--		15:20:59.433
2	<b>1:20.693</b>	+4.831	15:22:20.126
3	<b>1:19.490</b>	+3.628	15:23:39.616
4	<b>1:21.110</b>	+5.248	15:25:00.726
5	<b>1:20.149</b>	+4.287	15:26:20.875
6	<b>1:19.597</b>	+3.735	15:27:40.472
7	<b>1:19.792</b>	+3.930	15:29:00.264
8	<b>1:17.850</b>	+1.988	15:30:18.114
9	<b>1:16.475</b>	+0.613	15:31:34.589
10	<b>1:15.862</b>	-	15:32:50.451
11	<b>1:17.189</b>	+1.327	15:34:07.640
12	<b>1:18.834</b>	+2.972	15:35:26.474
13	<b>1:16.486</b>	+0.624	15:36:42.960
<b>(43) Daniel PYETT</b>			
1	-:--		15:21:07.492
2	<b>1:19.203</b>	+2.923	15:22:26.695
3	<b>1:16.280</b>	-	15:23:42.975
4	<b>1:17.712</b>	+1.432	15:25:00.687
5	<b>1:18.153</b>	+1.873	15:26:18.840
6	<b>1:19.061</b>	+2.781	15:27:37.901
7	<b>1:18.291</b>	+2.011	15:28:56.192
8	<b>1:18.221</b>	+1.941	15:30:14.413
9	<b>1:17.762</b>	+1.482	15:31:32.175
10	<b>1:17.858</b>	+1.578	15:32:50.033
11	<b>1:20.037</b>	+3.757	15:34:10.070
12	<b>1:17.114</b>	+0.834	15:35:27.184
13	<b>1:16.447</b>	+0.167	15:36:43.631
<b>(66) Michael SCOTT</b>			
1	-:--		15:20:55.557
2	<b>1:18.061</b>	+1.135	15:22:13.618
3	<b>1:16.926</b>	-	15:23:30.544
4	<b>1:20.424</b>	+3.498	15:24:50.968
5	<b>1:20.898</b>	+3.972	15:26:11.866
6	<b>1:18.829</b>	+1.903	15:27:30.695
7	<b>1:31.609</b>	+14.683	15:29:02.304

Lap	Lap Tm	Diff	Time of Day
8	<b>1:22.193</b>	+5.267	15:30:24.497
9	<b>1:17.993</b>	+1.067	15:31:42.490
10	<b>1:18.423</b>	+1.497	15:33:00.913
11	<b>1:18.431</b>	+1.505	15:34:19.344
12	<b>1:20.453</b>	+3.527	15:35:39.797
<b>(22) Ian GRAY</b>			
1	-:--		15:21:06.929
2	<b>1:19.931</b>	+0.241	15:22:26.860
3	<b>1:22.018</b>	+2.328	15:23:48.878
4	<b>1:21.982</b>	+2.292	15:25:10.860
5	<b>1:21.811</b>	+2.121	15:26:32.671
6	<b>1:21.342</b>	+1.652	15:27:54.013
7	<b>1:19.690</b>	-	15:29:13.703
8	<b>1:20.543</b>	+0.853	15:30:34.246
9	<b>1:20.783</b>	+1.093	15:31:55.029
10	<b>1:23.726</b>	+4.036	15:33:18.755
11	<b>1:21.361</b>	+1.671	15:34:40.116
12	<b>1:20.720</b>	+1.030	15:36:00.836
<b>(25) John COUNSELL</b>			
1	-:--		15:21:00.338
2	<b>1:20.578</b>	+2.039	15:22:20.916
3	<b>1:19.448</b>	+0.909	15:23:40.364
4	<b>1:21.121</b>	+2.582	15:25:01.485
5	<b>1:20.984</b>	+2.445	15:26:22.469
6	<b>1:20.234</b>	+1.695	15:27:42.703
7	<b>1:43.410</b>	+24.871	15:29:26.113
8	<b>1:23.266</b>	+4.727	15:30:49.379
9	<b>1:18.539</b>	-	15:32:07.918
10	<b>1:19.144</b>	+0.605	15:33:27.062
11	<b>1:20.412</b>	+1.873	15:34:47.474
12	<b>1:19.039</b>	+0.500	15:36:06.513
<b>(61) Bruce FULLERTON</b>			
1	-:--		15:21:05.746
2	<b>1:20.093</b>	+0.797	15:22:25.839
3	<b>1:19.296</b>	-	15:23:45.135
4	<b>1:20.887</b>	+1.591	15:25:06.022
5	<b>1:24.550</b>	+5.254	15:26:30.572
6	<b>1:26.651</b>	+7.355	15:27:57.223
7	<b>1:26.508</b>	+7.212	15:29:23.731
8	<b>1:26.351</b>	+7.055	15:30:50.082
9	<b>1:24.441</b>	+5.145	15:32:14.523
10	<b>1:25.669</b>	+6.373	15:33:40.192
11	<b>1:25.252</b>	+5.956	15:35:05.444
12	<b>1:22.706</b>	+3.410	15:36:28.150
<b>(23) Nick OVERALL</b>			
1	-:--		15:21:03.291
2	<b>1:23.266</b>	+0.120	15:22:26.557
3	<b>1:23.963</b>	+0.817	15:23:50.520
4	<b>1:41.450</b>	+18.304	15:25:31.970
5	<b>1:26.088</b>	+2.942	15:26:58.058
6	<b>1:24.600</b>	+1.454	15:28:22.658
7	<b>1:25.316</b>	+2.170	15:29:47.974
8	<b>1:30.819</b>	+7.673	15:31:18.793
9	<b>1:27.073</b>	+3.927	15:32:45.866
10	<b>1:25.188</b>	+2.042	15:34:11.054
11	<b>1:24.375</b>	+1.229	15:35:35.429
12	<b>1:23.146</b>	-	15:36:58.575
<b>(64) Frank LYONS</b>			
1	-:--		15:20:50.355
2	<b>1:12.832</b>	-	15:22:03.187
3	<b>1:17.178</b>	+4.346	15:23:20.365

# Donington Park Historic Race Meeting

Derek Bell Trophy

Donington Park National 1.957 Miles

Race 4

15/04/2007 15:00

Race (15:00 Time)

Lap	Lap Tm	Diff	Time of Day
4	1:26.018	+13.186	15:24:46.383
5	1:27.820	+14.988	15:26:14.203
6	1:29.918	+17.086	15:27:44.121
7	1:25.247	+12.415	15:29:09.368
8	1:26.860	+14.028	15:30:36.228
9	2:16.094	+1:03.262	15:32:52.322
10	2:10.776	+57.944	15:35:03.098
11	1:25.812	+12.980	15:36:28.910

Lap	Lap Tm	Diff	Time of Day
p2	1:55.667	-	15:24:49.009

Lap	Lap Tm	Diff	Time of Day
-----	--------	------	-------------

(75) Stephen GIBSON

1	-:---		15:22:20.357
2	1:18.183	+5.754	15:23:38.540
3	1:12.429	-	15:24:50.969
4	1:29.907	+17.478	15:26:20.876
5	2:39.089	+1:26.660	15:28:59.965
6	1:19.178	+6.749	15:30:19.143
7	1:16.038	+3.609	15:31:35.181
8	1:15.271	+2.842	15:32:50.452
9	1:17.189	+4.760	15:34:07.641
10	1:17.773	+5.344	15:35:25.414
11	1:16.830	+4.401	15:36:42.244

(30) Neil GLOVER

1	-:---		15:20:50.354
2	1:10.574	+0.200	15:22:00.928
3	1:10.374	-	15:23:11.302
4	1:12.466	+2.092	15:24:23.768
5	1:12.154	+1.780	15:25:35.922
6	1:14.980	+4.606	15:26:50.902
7	1:11.717	+1.343	15:28:02.619
8	1:23.283	+12.909	15:29:25.902
9	1:16.053	+5.679	15:30:41.955
10	1:17.113	+6.739	15:31:59.068
11	1:13.632	+3.258	15:33:12.700

(83) Andrew MEYRICK

1	-:---		15:20:43.355
2	1:06.555	-	15:21:49.910
3	1:07.170	+0.615	15:22:57.080
4	1:09.026	+2.471	15:24:06.106
5	1:08.771	+2.216	15:25:14.877
6	1:09.544	+2.989	15:26:24.421
7	1:10.659	+4.104	15:27:35.080
8	1:08.836	+2.281	15:28:43.916
9	1:08.089	+1.534	15:29:52.005
10	1:07.886	+1.331	15:30:59.891

(37) Lincoln SMALL

1	-:---		15:21:04.389
2	1:20.282	+2.475	15:22:24.671
3	1:19.794	+1.987	15:23:44.465
4	1:19.236	+1.429	15:25:03.701
5	1:23.471	+5.664	15:26:27.172
6	1:20.414	+2.607	15:27:47.586
7	1:19.902	+2.095	15:29:07.488
8	1:18.817	+1.010	15:30:26.305
9	1:17.807	-	15:31:44.112
p10	1:31.722	+13.915	15:33:15.834

(44) Anthony TAYLOR

1	-:---		15:21:06.755
2	1:23.848	-	15:22:30.603
p3	1:38.896	+15.048	15:24:09.499

(55) Judy LYONS

1	-:---		15:22:53.342
---	-------	--	--------------

## Historic Racing Saloons

Donington Park National 1.957 Miles

## Qualifying

15/04/2007 10:41

## Qualify (15:00 Time)

Pos	No.	Class	Name	Car	Best Tm	Diff	Best Spd	In Lap
1	46	C -HRS	Dan COX	Ford Lotus Cortina	1:26.852	-	81.130	9
2	54	C -HRS	Neil WOOD	Ford Anglia 105E	1:27.188	+0.336	80.817	10
3	13	K1 -HRS	Nigel VAULKHARD	Ford Mustang	1:27.324	+0.472	80.691	10
4	35	B -HRS	Graeme DODD	Alfa Romeo Giulia Sprint GT	1:27.347	+0.495	80.670	8
5	57	C -HRS	Jonathan GOMM	Ford Lotus Cortina	1:27.760	+0.908	80.290	7
6	3	K1 -HRS	Peter HALLFORD	Ford Mustang	1:27.937	+1.085	80.129	10
7	85	D -HRS	Roger GODFREY	Austin Cooper S	1:28.586	+1.734	79.542	9
8	48	K3 -HRS	Roger WILLS	Ford Lotus Cortina	1:28.961	+2.109	79.206	7
9	41	C -HRS	Tony FIELDING	Ford Anglia 105E	1:29.505	+2.653	78.725	4
10	24	K1 -HRS	Harry WYNDHAM	Ford Falcon	1:29.728	+2.876	78.529	10
11	32	B -HRS	Mark GARRITT	Alfa Romeo Giulia Sports	1:29.947	+3.095	78.338	8
12	49	C -HRS	Peter HORE	Lotus Cortina	1:30.095	+3.243	78.209	9
13	69	C -HRS	Bob BULLEN	Ford Anglia 105E	1:30.173	+3.321	78.142	2
14	52	C -HRS	Peter ERGIS	Ford Lotus Cortina	1:30.284	+3.432	78.046	8
15	87	E -HRS	Simon BENOY	Hillman Imp	1:31.374	+4.522	77.115	9
16	50	C -HRS	Steve READ	Ford Anglia 105E	1:31.813	+4.961	76.746	7
17	47	C -HRS	John TRUSLOVE	Ford Lotus Cortina	1:32.355	+5.503	76.296	8
18	1	E -HRS	Mike HANNA	Hillman Imp	1:32.568	+5.716	76.120	7
19	84	D -HRS	Roger PHILLIPS	Austin Mini Cooper	1:32.834	+5.982	75.902	9
20	89	E -HRS	Adrian OLIVER	Hillman Imp	1:32.900	+6.048	75.848	6
21	94	E -HRS	Steve PLATTS	Singer Chamois	1:33.511	+6.659	75.352	7
22	95	E -HRS	Shaun HAZLEWOOD	Hillman Imp	1:34.159	+7.307	74.834	9
23	83	K4 -HRS	Henry SCOTT	Morris Mini Cooper S	1:37.668	+10.816	72.145	6
24	78	D -HRS	Colin FLYNN	Morris Mini Cooper S	1:37.815	+10.963	72.037	6
25	91	E -HRS	Vince FROST	Hillman Imp	1:40.728	+13.876	69.954	7
26	88	E -HRS	Ian CONWAY	Austin A40 Farina	1:46.159	+19.307	66.375	5



## Donington Park Historic Race Meeting

## Historic Racing Saloons

## Donington Park National 1.957 Miles

## Qualifying

15/04/2007 10:41

## Qualify (15:00 Time)

Lap	Lap Tm	Diff	Time of Day
(46) Dan COX			
1	1:48.246	+21.394	10:43:52.803
2	1:28.879	+2.027	10:45:21.682
3	1:30.284	+3.432	10:46:51.966
4	1:27.795	+0.943	10:48:19.761
5	1:28.573	+1.721	10:49:48.334
6	1:27.988	+1.136	10:51:16.322
7	1:30.896	+4.044	10:52:47.218
8	1:27.404	+0.552	10:54:14.622
9	1:26.852	-	10:55:41.474
10	1:27.177	+0.325	10:57:08.651

Lap	Lap Tm	Diff	Time of Day
(54) Neil WOOD			
1	1:35.672	+8.484	10:43:35.825
2	1:30.157	+2.969	10:45:05.982
3	1:29.566	+2.378	10:46:35.548
4	1:29.553	+2.365	10:48:05.101
5	1:28.481	+1.293	10:49:33.582
6	1:27.536	+0.348	10:51:01.118
7	1:28.172	+0.984	10:52:29.290
8	1:27.323	+0.135	10:53:56.613
9	1:27.255	+0.067	10:55:23.868
10	1:27.188	-	10:56:51.056

Lap	Lap Tm	Diff	Time of Day
(13) Nigel VAULKHARD			
1	1:34.207	+6.883	10:43:20.811
2	1:29.197	+1.873	10:44:50.008
3	1:29.033	+1.709	10:46:19.041
4	1:28.346	+1.022	10:47:47.387
5	1:28.393	+1.069	10:49:15.780
6	1:30.073	+2.749	10:50:45.853
7	1:29.022	+1.698	10:52:14.875
8	1:28.603	+1.279	10:53:43.478
9	1:27.789	+0.465	10:55:11.267
10	1:27.324	-	10:56:38.591

Lap	Lap Tm	Diff	Time of Day
(35) Graeme DODD			
1	1:36.480	+9.133	10:43:24.194
2	1:28.953	+1.606	10:44:53.147
3	1:29.515	+2.168	10:46:22.662
4	1:28.680	+1.333	10:47:51.342
5	1:27.476	+0.129	10:49:18.818
6	1:34.416	+7.069	10:50:53.234
7	1:30.718	+3.371	10:52:23.952
8	1:27.347	-	10:53:51.299

Lap	Lap Tm	Diff	Time of Day
(57) Jonathan GOMM			
1	2:23.019	+55.259	10:44:45.918
2	1:30.281	+2.521	10:46:16.199
3	1:31.017	+3.257	10:47:47.216
4	1:31.116	+3.356	10:49:18.332
5	1:28.698	+0.938	10:50:47.030
6	1:29.116	+1.356	10:52:16.146
7	1:27.760	-	10:53:43.906
8	1:27.968	+0.208	10:55:11.874
9	1:28.394	+0.634	10:56:40.268

Lap	Lap Tm	Diff	Time of Day
(3) Peter HALLFORD			
1	1:36.898	+8.961	10:43:28.366
2	1:29.376	+1.439	10:44:57.742

Lap	Lap Tm	Diff	Time of Day
3	1:28.030	+0.093	10:46:25.772
4	1:28.136	+0.199	10:47:53.908
5	1:28.927	+0.990	10:49:22.835
6	1:29.444	+1.507	10:50:52.279
7	1:28.834	+0.897	10:52:21.113
8	1:28.500	+0.563	10:53:49.613
9	1:29.070	+1.133	10:55:18.683
10	1:27.937	-	10:56:46.620

Lap	Lap Tm	Diff	Time of Day
(85) Roger GODFREY			
1	1:37.189	+8.603	10:43:29.031
2	1:29.982	+1.396	10:44:59.013
3	1:29.609	+1.023	10:46:28.622
4	1:29.642	+1.056	10:47:58.264
5	1:29.827	+1.241	10:49:28.091
6	1:29.305	+0.719	10:50:57.396
7	1:29.474	+0.888	10:52:26.870
8	1:30.373	+1.787	10:53:57.243
9	1:28.586	-	10:55:25.829
10	1:29.769	+1.183	10:56:55.598

Lap	Lap Tm	Diff	Time of Day
(48) Roger WILLS			
1	2:08.342	+39.381	10:44:23.676
2	1:32.312	+3.351	10:45:55.988
3	1:33.129	+4.168	10:47:29.117
4	1:30.908	+1.947	10:49:00.025
5	1:29.874	+0.913	10:50:29.899
6	1:29.127	+0.166	10:51:59.026
7	1:28.961	-	10:53:27.987
8	1:29.472	+0.511	10:54:57.459
9	1:29.279	+0.318	10:56:26.738
10	1:44.813	+15.852	10:58:11.551

Lap	Lap Tm	Diff	Time of Day
(41) Tony FIELDING			
1	1:39.189	+9.684	10:43:47.859
2	1:33.482	+3.977	10:45:21.341
3	1:31.511	+2.006	10:46:52.852
4	1:29.505	-	10:48:22.357
p5	2:05.496	+35.991	10:50:27.853

Lap	Lap Tm	Diff	Time of Day
(24) Harry WYNDHAM			
1	1:47.739	+18.011	10:43:55.236
2	1:35.949	+6.221	10:45:31.185
3	1:33.106	+3.378	10:47:04.291
4	1:32.666	+2.938	10:48:36.957
5	1:31.425	+1.697	10:50:08.382
6	1:31.202	+1.474	10:51:39.584
7	1:30.889	+1.161	10:53:10.473
8	1:31.073	+1.345	10:54:41.546
9	1:30.460	+0.732	10:56:12.006
10	1:29.728	-	10:57:41.734

Lap	Lap Tm	Diff	Time of Day
(32) Mark GARRITT			
1	1:58.023	+28.076	10:44:03.416
2	1:42.796	+12.849	10:45:46.212
3	1:38.232	+8.285	10:47:24.444
4	1:34.927	+4.980	10:48:59.371
5	1:33.426	+3.479	10:50:32.797
6	1:31.274	+1.327	10:52:04.071
7	1:30.470	+0.523	10:53:34.541
8	1:29.947	-	10:55:04.488

Lap	Lap Tm	Diff	Time of Day
9	1:30.446	+0.499	10:56:34.934
(49) Peter HORE			
1	1:47.977	+17.882	10:44:04.718
2	1:40.753	+10.658	10:45:45.471
3	1:34.311	+4.216	10:47:19.782
4	1:33.188	+3.093	10:48:52.970
5	1:32.048	+1.953	10:50:25.018
6	1:31.377	+1.282	10:51:56.395
7	1:31.000	+0.905	10:53:27.395
8	1:31.854	+1.759	10:54:59.249
9	1:30.095	-	10:56:29.344

Lap	Lap Tm	Diff	Time of Day
(69) Bob BULLEN			
1	1:36.957	+6.784	10:43:29.579
2	1:30.173	-	10:44:59.752
p3	1:34.008	+3.835	10:46:33.760

Lap	Lap Tm	Diff	Time of Day
(52) Peter ERGIS			
1	1:42.974	+12.690	10:43:45.933
2	1:33.674	+3.390	10:45:19.607
3	2:55.165	+12.4881	10:48:14.772
4	1:31.952	+1.668	10:49:46.724
5	1:46.818	+16.534	10:51:33.542
6	1:30.926	+0.642	10:53:04.468
7	1:31.374	+1.090	10:54:35.842
8	1:30.284	-	10:56:06.126
9	1:30.972	+0.688	10:57:37.098

Lap	Lap Tm	Diff	Time of Day
(87) Simon BENOY			
1	2:00.772	+29.398	10:44:09.513
2	1:41.286	+9.912	10:45:50.799
3	1:42.802	+11.428	10:47:33.601
4	1:35.030	+3.656	10:49:08.631
5	1:47.897	+16.523	10:50:56.528
6	1:31.998	+0.624	10:52:28.526
7	1:33.546	+2.172	10:54:02.072
8	1:32.210	+0.836	10:55:34.282
9	1:31.374	-	10:57:05.656

Lap	Lap Tm	Diff	Time of Day
(50) Steve READ			
1	1:46.101	+14.288	10:43:56.103
2	1:36.715	+4.902	10:45:32.818
3	1:34.460	+2.647	10:47:07.278
4	1:32.973	+1.160	10:48:40.251
5	1:33.404	+1.591	10:50:13.655
6	1:32.934	+1.121	10:51:46.589
7	1:31.813	-	10:53:18.402
8	1:32.379	+0.566	10:54:50.781
9	1:32.450	+0.637	10:56:23.231
10	1:32.885	+1.072	10:57:56.116

Lap	Lap Tm	Diff	Time of Day
(47) John TRUSLOVE			
1	1:43.185	+10.830	10:43:45.625
2	1:36.868	+4.513	10:45:22.493
3	1:37.832	+5.477	10:47:00.325
4	1:33.024	+0.669	10:48:33.349
5	1:38.708	+6.353	10:50:12.057
6	1:33.286	+0.931	10:51:45.343
7	1:33.861	+1.506	10:53:19.204
8	1:32.355	-	10:54:51.559

# Donington Park Historic Race Meeting

Historic Racing Saloons

Donington Park National 1.957 Miles

Qualifying

15/04/2007 10:41

Qualify (15:00 Time)

Lap	Lap Tm	Diff	Time of Day
9	<b>1:32.392</b>	+0.037	10:56:23.951
10	<b>1:32.887</b>	+0.532	10:57:56.838

(1) Mike HANNA

1	<b>2:03.320</b>	+30.752	10:44:10.457
2	<b>1:38.517</b>	+5.949	10:45:48.974
3	<b>1:36.233</b>	+3.665	10:47:25.207
4	<b>1:34.407</b>	+1.839	10:48:59.614
5	<b>1:41.426</b>	+8.858	10:50:41.040
6	<b>1:34.927</b>	+2.359	10:52:15.967
7	<b>1:32.568</b>	-	10:53:48.535
p8	<b>1:47.651</b>	+15.083	10:55:36.186

(84) Roger PHILLIPS

1	<b>1:41.515</b>	+8.681	10:43:35.414
2	<b>1:35.611</b>	+2.777	10:45:11.025
3	<b>1:33.422</b>	+0.588	10:46:44.447
4	<b>1:33.388</b>	+0.554	10:48:17.835
5	<b>1:33.775</b>	+0.941	10:49:51.610
6	<b>1:33.889</b>	+1.055	10:51:25.499
7	<b>1:33.147</b>	+0.313	10:52:58.646
8	<b>1:33.962</b>	+1.128	10:54:32.608
9	<b>1:32.834</b>	-	10:56:05.442
10	<b>1:33.470</b>	+0.636	10:57:38.912

(89) Adrian OLIVER

1	<b>2:02.556</b>	+29.656	10:44:19.479
2	<b>1:40.556</b>	+7.656	10:46:00.035
3	<b>1:38.045</b>	+5.145	10:47:38.080
4	<b>1:34.117</b>	+1.217	10:49:12.197
5	<b>1:34.805</b>	+1.905	10:50:47.002
6	<b>1:32.900</b>	-	10:52:19.902
7	<b>1:36.094</b>	+3.194	10:53:55.996
8	<b>1:34.526</b>	+1.626	10:55:30.522
9	<b>1:32.927</b>	+0.027	10:57:03.449

(94) Steve PLATTS

1	<b>2:04.056</b>	+30.545	10:44:08.078
2	<b>1:43.517</b>	+10.006	10:45:51.595
3	<b>1:38.666</b>	+5.155	10:47:30.261
4	<b>1:36.917</b>	+3.406	10:49:07.178
5	<b>1:37.737</b>	+4.226	10:50:44.915
6	<b>1:34.320</b>	+0.809	10:52:19.235
7	<b>1:33.511</b>	-	10:53:52.746
8	<b>1:34.472</b>	+0.961	10:55:27.218
9	<b>1:34.596</b>	+1.085	10:57:01.814

(95) Shaun HAZLEWOOD

1	<b>1:56.051</b>	+21.892	10:44:07.037
2	<b>1:43.007</b>	+8.848	10:45:50.044
3	<b>1:38.362</b>	+4.203	10:47:28.406
4	<b>1:36.212</b>	+2.053	10:49:04.618
5	<b>1:34.303</b>	+0.144	10:50:38.921
6	<b>1:36.298</b>	+2.139	10:52:15.219
7	<b>1:35.681</b>	+1.522	10:53:50.900
8	<b>1:34.568</b>	+0.409	10:55:25.468
9	<b>1:34.159</b>	-	10:56:59.627

(83) Henry SCOTT

1	<b>1:53.408</b>	+15.740	10:44:05.663
2	<b>1:42.467</b>	+4.799	10:45:48.130

Lap	Lap Tm	Diff	Time of Day
3	<b>1:42.045</b>	+4.377	10:47:30.175
4	<b>1:38.052</b>	+0.384	10:49:08.227
5	<b>1:41.988</b>	+4.320	10:50:50.215
6	<b>1:37.668</b>	-	10:52:27.883
7	<b>1:38.002</b>	+0.334	10:54:05.885
p8	<b>1:47.730</b>	+10.062	10:55:53.615

(78) Colin FLYNN

1	<b>1:49.222</b>	+11.407	10:44:04.386
2	<b>1:42.908</b>	+5.093	10:45:47.294
3	<b>1:40.860</b>	+3.045	10:47:28.154
4	<b>1:38.723</b>	+0.908	10:49:06.877
5	<b>1:50.022</b>	+12.207	10:50:56.899
6	<b>1:37.815</b>	-	10:52:34.714
p7	<b>1:50.692</b>	+12.877	10:54:25.406

(91) Vince FROST

1	<b>1:59.405</b>	+18.677	10:44:13.598
2	<b>1:50.850</b>	+10.122	10:46:04.448
3	<b>1:44.997</b>	+4.269	10:47:49.445
4	<b>1:42.127</b>	+1.399	10:49:31.572
5	<b>1:41.927</b>	+1.199	10:51:13.499
6	<b>1:41.467</b>	+0.739	10:52:54.966
7	<b>1:40.728</b>	-	10:54:35.694
8	<b>1:41.201</b>	+0.473	10:56:16.895
p9	<b>2:03.802</b>	+23.074	10:58:20.697

(88) Ian CONWAY

1	<b>1:53.038</b>	+6.879	10:43:49.459
2	<b>1:48.976</b>	+2.817	10:45:38.435
3	<b>1:53.161</b>	+7.002	10:47:31.596
4	<b>1:46.971</b>	+0.812	10:49:18.567
5	<b>1:46.159</b>	-	10:51:04.726
p6	<b>1:57.733</b>	+11.574	10:53:02.459

Lap	Lap Tm	Diff	Time of Day
-----	--------	------	-------------

Donington Park Historic Race Meeting

Historic Racing Saloons

Donington Park National 1.957 Miles

Race 5

15/04/2007 15:30

Race (15:00 Time)

12

[1:37.668]

[83] Henry SCOTT

23

[1:33.511]

[94] Steve PLATTS

11

21

[1:32.834]

[84] Roger PHILLIPS

10

19

[1:32.355]

[47] John TRUSLOVE

9

17

[1:31.374]

[87] Simon BENOY

8

15

[1:30.173]

[69] Bob BULLEN

7

13

[1:29.947]

[32] Mark GARRITT

6

11

[1:29.505]

[41] Tony FIELDING

5

9

[1:28.586]

[85] Roger GODFREY

4

7

[1:27.760]

[57] Jonathan GOMM

3

5

[1:27.324]

[13] Nigel VAULKHARD

2

3

[1:26.852]

[46] Dan COX

1

1

[1:37.815]

[78] Colin FLYNN

24

[1:34.159]

[95] Shaun HAZLEWOOD

22

[1:32.900]

[89] Adrian OLIVER

20

[1:32.568]

[1] Mike HANNA

18

[1:31.813]

[50] Steve READ

16

[1:30.284]

[52] Peter ERGIS

14

[1:30.095]

[49] Peter HORE

12

[1:29.728]

[24] Harry WYNDHAM

10

[1:28.961]

[48] Roger WILLS

8

[1:27.937]

[3] Peter HALLFORD

6

[1:27.347]

[35] Graeme DODD

4

[1:27.188]

[54] Neil WOOD

2

**Donington Park Historic Race Meeting**

Historic Racing Saloons

Donington Park National 1.957 Miles

Race 5

15/04/2007 15:30

Race (15:00 Time)

13

[1:40.728]  
[91] Vince FROST

25

[1:46.159]  
[88] Ian CONWAY

26



## Historic Racing Saloons

## Donington Park National 1.957 Miles

## Race 5

15/04/2007 15:30

## Race (15:00 Time)

Pos	No.	Class	Name	Car	Laps	Total Tm	Avg. Speed	Diff	Gap	Best Tm	In Lap	Best Spd
1	54	C - HRS	Neil WOOD	Ford Anglia 105E	11	16:11.238	79.804	-	-	1:27.457	9	80.569
2	13	K1 - HRS	Nigel VAULKHARD	Ford Mustang	11	16:14.608	79.528	+3.370	+3.370	1:27.457	10	80.569
3	3	K1 - HRS	Peter HALLFORD	Ford Mustang	11	16:17.349	79.305	+6.111	+2.741	1:27.993	10	80.078
4	69	C - HRS	Bob BULLEN	Ford Anglia 105E	11	16:19.975	79.093	+8.737	+2.626	1:27.040	5	80.955
5	85	D - HRS	Roger GODFREY	Austin Cooper S	11	16:33.863	77.988	+22.625	+13.888	1:29.047	3	79.130
6	41	C - HRS	Tony FIELDING	Ford Anglia 105E	11	16:38.559	77.621	+27.321	+4.696	1:29.489	4	78.739
7	57	C - HRS	Jonathan GOMM	Ford Lotus Cortin	11	16:42.462	77.319	+31.224	+3.903	1:27.619	5	80.420
8	48	K3 - HRS	Roger WILLS	Ford Lotus Cortin	11	16:53.168	76.502	+41.930	+10.706	1:29.445	7	78.778
9	49	C - HRS	Peter HORE	Lotus Cortina	11	16:55.168	76.351	+43.930	+2.000	1:30.829	7	77.577
10	46	C - HRS	Dan COX	Ford Lotus Cortin	11	16:56.385	76.260	+45.147	+1.217	1:28.574	5	79.552
11	24	K1 - HRS	Harry WYNDHAM	Ford Falcon	11	16:58.659	76.089	+47.421	+2.274	1:29.398	9	78.819
12	1	E - HRS	Mike HANNA	Hillman Imp	11	17:00.986	75.916	+49.748	+2.327	1:31.158	6	77.297
13	87	E - HRS	Simon BENOY	Hillman Imp	11	17:02.810	75.781	+51.572	+1.824	1:31.293	2	77.183
14	47	C - HRS	John TRUSLOVE	Ford Lotus Cortin	11	17:10.679	75.202	+59.441	+7.869	1:31.083	10	77.361
15	84	D - HRS	Roger PHILLIPS	Austin Mini Coope	11	17:13.729	74.980	+1:02.491	+3.050	1:31.550	8	76.966
16	50	C - HRS	Steve READ	Ford Anglia 105E	11	17:28.432	73.929	+1:17.194	+14.703	1:32.892	7	75.855
17	89	E - HRS	Adrian OLIVER	Hillman Imp	11	17:29.154	73.878	+1:17.916	+0.722	1:33.228	11	75.581
18	83	K4 - HRS	Henry SCOTT	Morris Mini Coope	11	17:42.772	72.931	+1:31.534	+13.618	1:35.049	11	74.133
19	94	E - HRS	Steve PLATTS	Singer Chamois	10	16:27.245	71.373	1 Lap	1 Lap	1:35.251	3	73.976

Not classified (80% = 8 Laps)

DNF	95	E - HRS	Shaun HAZLEWOOD	Hillman Imp	9	14:24.266	73.376	-	-	1:34.116	6	74.868
DNF	91	E - HRS	Vince FROST	Hillman Imp	4	7:16.235	64.610	-	-	1:41.088	2	69.704

Margin of Victory

Avg. Speed

Best Lap Tm

Best Spd

Best Lap by

+3.370

79.804

1:27.040

80.955

[69] Bob BULLEN

## Historic Racing Saloons

Donington Park National 1.957 Miles

### Race 5

15/04/2007 15:30

### Race (15:00 Time)

Competitors	Laps											
	1	2	3	4	5	6	7	8	9	10	11	
Peter HALLFORD (3)	1	3	3	3	3	54	54	54	54	54	54	54
Neil WOOD (54)	2	54	54	54	54	3	3	13	13	13	13	13
Jonathan GOMM (57)	3	57	13	57	13	13	13	3	3	3	3	3
Nigel VAULKHARD (13)	4	13	57	13	57	57	57	57	57	57	69	69
Tony FIELDING (41)	5	41	85	85	69	69	69	69	69	69	85	85
Roger GODFREY (85)	6	85	41	69	85	85	85	85	85	85	41	41
Roger WILLS (48)	7	48	48	41	41	41	41	41	48	41	48	57
Peter HORE (49)	8	49	69	48	48	48	48	48	41	48	57	48
Bob BULLEN (69)	9	69	49	24	87	87	49	49	49	49	49	49
Harry WYNDHAM (24)	10	24	24	49	49	49	87	1	87	24	46	46
Simon BENOY (87)	11	87	87	87	1	1	1	87	24	46	24	24
John TRUSLOVE (47)	12	47	47	47	24	24	24	24	1	87	1	1
Mike HANNA (1)	13	1	1	1	84	46	46	46	46	1	87	87
Steve READ (50)	14	50	95	84	47	84	47	47	47	47	47	47
Steve PLATTS (94)	15	94	94	95	46	47	84	84	84	84	84	84
Adrian OLIVER (89)	16	89	84	94	95	89	89	89	89	50	50	50
Shaun HAZLEWOOD (95)	17	95	89	89	94	95	95	50	50	89	89	89
Roger PHILLIPS (84)	18	84	50	50	89	94	50	95	95	95	83	83
Henry SCOTT (83)	19	83	83	83	50	50	94	83	83	83	94	
Vince FROST (91)	20	91	46	46	83	83	83	94	94	94		
Dan COX (46)	21	46	91	91	91							

# Donington Park Historic Race Meeting

Historic Racing Saloons

Donington Park National 1.957 Miles

Race 5

15/04/2007 15:30

Race (15:00 Time)

Lap	Lap Tm	Diff	Time of Day
<b>(54) Neil WOOD</b>			
1	--:--		15:48:36.774
2	<b>1:28.881</b>	+1.424	15:50:05.655
3	<b>1:28.909</b>	+1.452	15:51:34.564
4	<b>1:27.765</b>	+0.308	15:53:02.329
5	<b>1:28.466</b>	+1.009	15:54:30.795
6	<b>1:27.537</b>	+0.080	15:55:58.332
7	<b>1:27.512</b>	+0.055	15:57:25.844
8	<b>1:27.626</b>	+0.169	15:58:53.470
9	<b>1:27.457</b>	-	16:00:20.927
10	<b>1:27.554</b>	+0.097	16:01:48.481
11	<b>1:27.560</b>	+0.103	16:03:16.041

<b>(13) Nigel VAULKHARD</b>			
1	--:--		15:48:37.090
2	<b>1:28.832</b>	+1.375	15:50:05.922
3	<b>1:29.395</b>	+1.938	15:51:35.317
4	<b>1:28.654</b>	+1.197	15:53:03.971
5	<b>1:27.695</b>	+0.238	15:54:31.666
6	<b>1:28.558</b>	+1.101	15:56:00.224
7	<b>1:27.725</b>	+0.268	15:57:27.949
8	<b>1:27.691</b>	+0.234	15:58:55.640
9	<b>1:27.825</b>	+0.368	16:00:23.465
10	<b>1:27.457</b>	-	16:01:50.922
11	<b>1:28.489</b>	+1.032	16:03:19.411

<b>(3) Peter HALLFORD</b>			
1	--:--		15:48:36.055
2	<b>1:28.955</b>	+0.962	15:50:05.010
3	<b>1:28.618</b>	+0.625	15:51:33.628
4	<b>1:28.220</b>	+0.227	15:53:01.848
5	<b>1:29.293</b>	+1.300	15:54:31.141
6	<b>1:28.192</b>	+0.199	15:55:59.333
7	<b>1:28.928</b>	+0.935	15:57:28.261
8	<b>1:28.141</b>	+0.148	15:58:56.402
9	<b>1:28.223</b>	+0.230	16:00:24.625
10	<b>1:27.993</b>	-	16:01:52.618
11	<b>1:29.534</b>	+1.541	16:03:22.152

<b>(69) Bob BULLEN</b>			
1	--:--		15:48:40.658
2	<b>1:28.600</b>	+1.560	15:50:09.258
3	<b>1:29.469</b>	+2.429	15:51:38.727
4	<b>1:27.908</b>	+0.868	15:53:06.635
5	<b>1:27.040</b>	-	15:54:33.675
6	<b>1:27.985</b>	+0.945	15:56:01.660
7	<b>1:27.835</b>	+0.795	15:57:29.495
8	<b>1:28.064</b>	+1.024	15:58:57.559
9	<b>1:28.172</b>	+1.132	16:00:25.731
10	<b>1:28.944</b>	+1.904	16:01:54.675
11	<b>1:30.103</b>	+3.063	16:03:24.778

<b>(85) Roger GODFREY</b>			
1	--:--		15:48:38.611
2	<b>1:29.515</b>	+0.468	15:50:08.126
3	<b>1:29.047</b>	-	15:51:37.173
4	<b>1:30.093</b>	+1.046	15:53:07.266
5	<b>1:29.808</b>	+0.761	15:54:37.074
6	<b>1:30.440</b>	+1.393	15:56:07.514
7	<b>1:30.240</b>	+1.193	15:57:37.754
8	<b>1:29.681</b>	+0.634	15:59:07.435
9	<b>1:30.448</b>	+1.401	16:00:37.883
10	<b>1:30.185</b>	+1.138	16:02:08.068
11	<b>1:30.598</b>	+1.551	16:03:38.666

Lap	Lap Tm	Diff	Time of Day
<b>(41) Tony FIELDING</b>			
1	--:--		15:48:38.265
2	<b>1:29.992</b>	+0.503	15:50:08.257
3	<b>1:31.030</b>	+1.541	15:51:39.287
4	<b>1:29.489</b>	-	15:53:08.776
5	<b>1:30.631</b>	+1.142	15:54:39.407
6	<b>1:30.425</b>	+0.936	15:56:09.832
7	<b>1:30.564</b>	+1.075	15:57:40.396
8	<b>1:30.902</b>	+1.413	15:59:11.298
9	<b>1:30.072</b>	+0.583	16:00:41.370
10	<b>1:29.597</b>	+1.108	16:02:11.967
11	<b>1:31.395</b>	+1.906	16:03:43.362

<b>(57) Jonathan GOMM</b>			
1	--:--		15:48:37.031
2	<b>1:29.321</b>	+1.702	15:50:06.352
3	<b>1:28.660</b>	+1.041	15:51:35.012
4	<b>1:29.479</b>	+1.860	15:53:04.491
5	<b>1:27.619</b>	-	15:54:32.110
6	<b>1:28.826</b>	+1.207	15:56:00.936
7	<b>1:27.979</b>	+0.360	15:57:28.915
8	<b>1:27.914</b>	+0.295	15:58:56.829
9	<b>1:28.509</b>	+0.890	16:00:25.338
10	<b>1:50.174</b>	+22.555	16:02:15.512
11	<b>1:31.753</b>	+4.134	16:03:47.265

<b>(48) Roger WILLS</b>			
1	--:--		15:48:39.339
2	<b>1:29.604</b>	+0.159	15:50:08.943
3	<b>1:30.859</b>	+1.414	15:51:39.802
4	<b>1:29.470</b>	+0.025	15:53:09.272
5	<b>1:31.353</b>	+1.908	15:54:40.625
6	<b>1:30.340</b>	+0.895	15:56:10.965
7	<b>1:29.445</b>	-	15:57:40.410
8	<b>1:29.742</b>	+0.297	15:59:10.152
9	<b>1:31.538</b>	+2.093	16:00:41.690
10	<b>1:30.284</b>	+0.839	16:02:11.974
11	<b>1:45.997</b>	+16.552	16:03:57.971

<b>(49) Peter HORE</b>			
1	--:--		15:48:40.462
2	<b>1:31.642</b>	+0.813	15:50:12.104
3	<b>1:31.698</b>	+0.869	15:51:43.802
4	<b>1:37.950</b>	+7.121	15:53:21.752
5	<b>1:31.327</b>	+0.498	15:54:53.079
6	<b>1:30.854</b>	+0.025	15:56:23.933
7	<b>1:30.829</b>	-	15:57:54.762
8	<b>1:31.987</b>	+1.158	15:59:26.749
9	<b>1:31.149</b>	+0.320	16:00:57.898
10	<b>1:30.923</b>	+0.094	16:02:28.821
11	<b>1:31.150</b>	+0.321	16:03:59.971

<b>(46) Dan COX</b>			
1	--:--		15:49:03.169
2	<b>1:29.835</b>	+1.261	15:50:33.004
3	<b>1:29.832</b>	+1.258	15:52:02.836
4	<b>1:30.780</b>	+2.206	15:53:33.616
5	<b>1:28.574</b>	-	15:55:02.190
6	<b>1:28.686</b>	+0.112	15:56:30.876
7	<b>1:29.786</b>	+1.212	15:58:00.662
8	<b>1:31.195</b>	+2.621	15:59:31.857
9	<b>1:29.585</b>	+1.011	16:01:01.442
10	<b>1:29.413</b>	+0.839	16:02:30.855
11	<b>1:30.333</b>	+1.759	16:04:01.188

<b>(24) Harry WYNDHAM</b>			
1	--:--		15:49:03.169

Lap	Lap Tm	Diff	Time of Day
1	--:--		15:48:42.521
2	<b>1:30.450</b>	+1.052	15:50:12.971
3	<b>1:30.021</b>	+0.623	15:51:42.992
4	<b>1:45.283</b>	+15.885	15:53:28.275
5	<b>1:30.790</b>	+1.392	15:54:59.065
6	<b>1:29.959</b>	+0.561	15:56:29.024
7	<b>1:30.712</b>	+1.314	15:57:59.736
8	<b>1:30.988</b>	+1.590	15:59:30.724
9	<b>1:29.398</b>	-	16:01:00.122
10	<b>1:32.343</b>	+2.945	16:02:32.465
11	<b>1:30.997</b>	+1.599	16:04:03.462

<b>(1) Mike HANNA</b>			
1	--:--		15:48:45.458
2	<b>1:32.984</b>	+1.826	15:50:18.442
3	<b>1:32.304</b>	+1.146	15:51:50.746
4	<b>1:32.574</b>	+1.416	15:53:23.320
5	<b>1:31.789</b>	+0.631	15:54:55.109
6	<b>1:31.158</b>	-	15:56:26.267
7	<b>1:31.261</b>	+0.103	15:57:57.528
8	<b>1:33.952</b>	+2.794	15:59:31.480
9	<b>1:31.433</b>	+0.275	16:01:02.913
10	<b>1:31.172</b>	+0.014	16:02:34.085
11	<b>1:31.704</b>	+0.546	16:04:05.789

<b>(87) Simon BENOY</b>			
1	--:--		15:48:43.275
2	<b>1:31.293</b>	-	15:50:14.568
3	<b>1:31.511</b>	+0.218	15:51:46.079
4	<b>1:33.177</b>	+1.884	15:53:19.256
5	<b>1:32.251</b>	+0.958	15:54:51.507
6	<b>1:32.753</b>	+1.460	15:56:24.260
7	<b>1:33.397</b>	+2.104	15:57:57.657
8	<b>1:32.874</b>	+1.581	15:59:30.531
9	<b>1:31.830</b>	+0.537	16:01:02.361
10	<b>1:33.110</b>	+1.817	16:02:35.471
11	<b>1:32.142</b>	+0.849	16:04:07.613

<b>(47) John TRUSLOVE</b>			
1	--:--		15:48:45.164
2	<b>1:32.670</b>	+1.587	15:50:17.834
3	<b>1:32.628</b>	+1.545	15:51:50.462
4	<b>1:43.085</b>	+12.002	15:53:33.547
5	<b>1:31.533</b>	+0.450	15:55:05.080
6	<b>1:31.502</b>	+0.419	15:56:36.582
7	<b>1:31.536</b>	+0.453	15:58:08.118
8	<b>1:31.900</b>	+0.817	15:59:40.018
9	<b>1:32.262</b>	+1.179	16:01:12.280
10	<b>1:31.083</b>	-	16:02:43.363
11	<b>1:32.119</b>	+1.036	16:04:15.482

<b>(84) Roger PHILLIPS</b>			
1	--:--		15:48:49.349
2	<b>1:35.036</b>	+3.486	15:50:24.385
3	<b>1:33.610</b>	+2.060	15:51:57.995
4	<b>1:34.115</b>	+2.565	15:53:32.110
5	<b>1:32.565</b>	+1.015	15:55:04.675
6	<b>1:32.787</b>	+1.237	15:56:37.462
7	<b>1:31.620</b>	+0.070	15:58:09.082
8	<b>1:31.550</b>	-	15:59:40.632
9	<b>1:32.470</b>	+0.920	16:01:13.102
10	<b>1:32.387</b>	+0.837	16:02:45.489
11	<b>1:33.043</b>	+1.493	16:04:18.532

<b>(50) Steve READ</b>			
1	--:--		15:48:45.935

# Donington Park Historic Race Meeting

Historic Racing Saloons

Donington Park National 1.957 Miles

Race 5

15/04/2007 15:30

Race (15:00 Time)

Lap	Lap Tm	Diff	Time of Day
2	1:39.237	+6.345	15:50:25.172
3	1:35.929	+3.037	15:52:01.101
4	1:35.775	+2.883	15:53:36.876
5	1:35.175	+2.283	15:55:12.051
6	1:33.438	+0.546	15:56:45.489
7	1:32.892	-	15:58:18.381
8	1:34.028	+1.136	15:59:52.409
9	1:33.269	+0.377	16:01:25.678
10	1:34.163	+1.271	16:02:59.841
11	1:33.394	+0.502	16:04:33.235

(89) Adrian OLIVER

Lap	Lap Tm	Diff	Time of Day
1	-:--	-	15:48:47.072
2	1:37.634	+4.406	15:50:24.706
3	1:34.781	+1.553	15:51:59.487
4	1:36.940	+3.712	15:53:36.427
5	1:34.529	+1.301	15:55:10.956
6	1:33.291	+0.063	15:56:44.247
7	1:33.280	+0.052	15:58:17.527
8	1:34.420	+1.192	15:59:51.947
9	1:34.375	+1.147	16:01:26.322
10	1:34.407	+1.179	16:03:00.729
11	1:33.228	-	16:04:33.957

(83) Henry SCOTT

Lap	Lap Tm	Diff	Time of Day
1	-:--	-	15:48:50.126
2	1:36.215	+1.166	15:50:26.341
3	1:36.064	+1.015	15:52:02.405
4	1:35.632	+0.583	15:53:38.037
5	1:37.815	+2.766	15:55:15.852
6	1:35.207	+0.158	15:56:51.059
7	1:35.337	+0.288	15:58:26.396
8	1:35.506	+0.457	16:00:01.902
9	1:35.302	+0.253	16:01:37.204
10	1:35.322	+0.273	16:03:12.526
11	1:35.049	-	16:04:47.575

(94) Steve PLATTS

Lap	Lap Tm	Diff	Time of Day
1	-:--	-	15:48:46.818
2	1:37.281	+2.030	15:50:24.099
3	1:35.251	-	15:51:59.350
4	1:35.556	+0.305	15:53:34.906
5	1:36.619	+1.368	15:55:11.525
6	1:36.296	+1.045	15:56:47.821
7	1:39.175	+3.924	15:58:26.996
8	1:40.415	+5.164	16:00:07.411
9	1:41.271	+6.020	16:01:48.682
10	1:43.366	+8.115	16:03:32.048

(95) Shaun HAZLEWOOD

Lap	Lap Tm	Diff	Time of Day
1	-:--	-	15:48:47.643
2	1:35.765	+1.649	15:50:23.408
3	1:35.129	+1.013	15:51:58.537
4	1:35.885	+1.769	15:53:34.422
5	1:36.683	+2.567	15:55:11.105
6	1:34.116	-	15:56:45.221
7	1:34.648	+0.532	15:58:19.869
8	1:34.938	+0.822	15:59:54.807
9	1:34.262	+0.146	16:01:29.069

(91) Vince FROST

Lap	Lap Tm	Diff	Time of Day
1	-:--	-	15:48:54.108
2	1:41.088	-	15:50:35.196
3	1:42.329	+1.241	15:52:17.525
p4	2:03.513	+22.425	15:54:21.038

Lap	Lap Tm	Diff	Time of Day
-----	--------	------	-------------

Lap	Lap Tm	Diff	Time of Day
-----	--------	------	-------------



## Classic Racing Cars

Donington Park National 1.957 Miles

## Qualifying

15/04/2007 11:05

## Qualify (15:00 Time)

Pos	No.	Class	Name	Car	Best Tm	Diff	Best Spd	In Lap
1	2	E2 - ClassicRC	Matthew WATTS	Brabham BT29	1:14.292	-	94.846	6
2	59	E2 - ClassicRC	Ian JONES	Lotus 59	1:16.619	+2.327	91.965	4
3	22	E4 - ClassicRC	Ian GRAY	Brabham BT30	1:17.157	+2.865	91.324	11
4	30	E2 - ClassicRC	Richard KENDLE	Brabham BT21B	1:19.525	+5.233	88.605	2
5	95	F - Classic RC	Michael LYONS	Merlyn Mk11A	1:22.926	+8.634	84.971	8
6	45	E2 - ClassicRC	Ronnie HAINES	Cooper T82	1:23.593	+9.301	84.293	7
7	57	F - Classic RC	David WILD	Lola T200	1:24.070	+9.778	83.814	7
8	3	F - Classic RC	Richard KINDELL	Crossle 20F	1:24.205	+9.913	83.680	8
9	20	F - Classic RC	Henry SCOTT	Lola T200	1:24.599	+10.307	83.290	5
10	91	B - Classic RC	Christopher DRAKE	Brabham BT6	1:25.024	+10.732	82.874	10
11	46	F - Classic RC	Mike BROMLEY	Merlyn Mk11A	1:25.561	+11.269	82.354	9
12	73	E2 - ClassicRC	John RAND	Palliser WDB2	1:26.140	+11.848	81.800	10
13	89	E2 - ClassicRC	John HUTCHISON	Crossle 14F	1:26.149	+11.857	81.792	3
14	21	E2 - ClassicRC	Neil BOWMAN	Macon MR6	1:26.869	+12.577	81.114	1
15	9	C - Classic RC	Anthony GODDARD	Merlyn Mk9	1:26.909	+12.617	81.077	10
16	1	E2 - ClassicRC	Cliff GIDDENS	Brabham BT16	1:26.960	+12.668	81.029	7
17	8	C - Classic RC	Rodger NEWMAN	Brabham BT14	1:26.980	+12.688	81.010	10
18	33	F - Classic RC	Jack UTLEY	Merlyn Mk20	1:28.274	+13.982	79.823	7
19	14	F - Classic RC	Roy MACGREGOR	Hawke DL2B	1:30.736	+16.444	77.657	7
20	79	C - Classic RC	Patrick WALKER	Cooper Bristol	1:31.126	+16.834	77.325	10
21	81	D - Classic RC	Stephen WILKINSON	Brabham BT21	1:32.111	+17.819	76.498	9
22	31	C - Classic RC	Brian ASHBY	Emeryson Formula 1	1:32.594	+18.302	76.099	3
23	27	D - Classic RC	Peter WILLIAMS	Brabham BT15	1:32.873	+18.581	75.870	9
24	17	D - Classic RC	Robert SAUNDERS	March 703	1:34.177	+19.885	74.820	9
25	76	B - Classic RC	Vernon WILLIAMSON	Ausper T3	1:35.035	+20.743	74.144	9
26	99	F - Classic RC	Rachel WOOLLEY	Merlyn Mk20	1:35.322	+21.030	73.921	5
27	35	D - Classic RC	David PULLEN	Chevron B17	1:35.575	+21.283	73.725	7
28	93	C - Classic RC	Rudolf ERNST	Lotus 18	1:36.786	+22.494	72.803	5
29	52	E4 - ClassicRC	John MONSON	Crossle 19F	---	-	-	0

# Donington Park Historic Race Meeting

## Classic Racing Cars

## Donington Park National 1.957 Miles

### Qualifying

15/04/2007 11:05

### Qualify (15:00 Time)

Lap	Lap Tm	Diff	Time of Day
<b>(2) Matthew WATTS</b>			
1	<b>1:20.033</b>	+5.741	11:06:48.689
2	<b>1:17.173</b>	+2.881	11:08:05.862
3	<b>1:19.542</b>	+5.250	11:09:25.404
4	<b>1:18.606</b>	+4.314	11:10:44.010
5	<b>1:15.810</b>	+1.518	11:11:59.820
6	<b>1:14.292</b>	-	11:13:14.112
7	<b>1:17.333</b>	+3.041	11:14:31.445
8	<b>1:17.852</b>	+3.560	11:15:49.297
p9	<b>1:18.189</b>	+3.897	11:17:07.486

Lap	Lap Tm	Diff	Time of Day
<b>(59) Ian JONES</b>			
1	<b>1:23.705</b>	+7.086	11:06:52.240
2	<b>1:18.445</b>	+1.826	11:08:10.685
3	<b>1:19.967</b>	+3.348	11:09:30.652
4	<b>1:16.619</b>	-	11:10:47.271
5	<b>1:18.935</b>	+2.316	11:12:06.206
6	<b>1:17.940</b>	+1.321	11:13:24.146
7	<b>1:22.684</b>	+6.065	11:14:46.830

Lap	Lap Tm	Diff	Time of Day
<b>(22) Ian GRAY</b>			
1	<b>1:23.278</b>	+6.121	11:06:54.354
2	<b>1:17.723</b>	+0.566	11:08:12.077
3	<b>1:21.685</b>	+4.528	11:09:33.762
4	<b>1:20.623</b>	+3.466	11:10:54.385
5	<b>1:21.016</b>	+3.859	11:12:15.401
6	<b>1:18.533</b>	+1.376	11:13:33.934
7	<b>1:19.099</b>	+1.942	11:14:53.033
8	<b>1:21.446</b>	+4.289	11:16:14.479
9	<b>1:22.312</b>	+5.155	11:17:36.791
10	<b>1:18.770</b>	+1.613	11:18:55.561
11	<b>1:17.157</b>	-	11:20:12.718

Lap	Lap Tm	Diff	Time of Day
<b>(30) Richard KENDLE</b>			
1	<b>1:25.506</b>	+5.981	11:06:55.302
2	<b>1:19.525</b>	-	11:08:14.827
3	<b>1:23.983</b>	+4.458	11:09:38.810
4	<b>1:25.049</b>	+5.524	11:11:03.859
5	<b>1:21.144</b>	+1.619	11:12:25.003
6	<b>1:22.651</b>	+3.126	11:13:47.654
7	<b>1:21.366</b>	+1.841	11:15:09.020
8	<b>1:21.884</b>	+2.359	11:16:30.904
9	<b>1:19.921</b>	+0.396	11:17:50.825
10	<b>1:20.535</b>	+1.010	11:19:11.360
11	<b>1:19.590</b>	+0.065	11:20:30.950

Lap	Lap Tm	Diff	Time of Day
<b>(95) Michael LYONS</b>			
1	<b>1:28.217</b>	+5.291	11:06:58.857
2	<b>1:25.745</b>	+2.819	11:08:24.602
3	<b>1:25.105</b>	+2.179	11:09:49.707
4	<b>1:24.741</b>	+1.815	11:11:14.448
5	<b>1:23.785</b>	+0.859	11:12:38.233
6	<b>1:23.373</b>	+0.447	11:14:01.606
7	<b>1:23.557</b>	+0.631	11:15:25.163
8	<b>1:22.926</b>	-	11:16:48.089
9	<b>1:25.330</b>	+2.404	11:18:13.419
10	<b>1:24.901</b>	+1.975	11:19:38.320
11	<b>1:23.227</b>	+0.301	11:21:01.547

<b>(45) Ronnie HAINES</b>			
---------------------------	--	--	--

Lap	Lap Tm	Diff	Time of Day
1	<b>1:29.721</b>	+6.128	11:07:03.473
2	<b>1:26.114</b>	+2.521	11:08:29.587
3	<b>1:25.029</b>	+1.436	11:09:54.616
4	<b>1:26.507</b>	+2.914	11:11:21.123
5	<b>1:26.787</b>	+3.194	11:12:47.910
6	<b>1:29.614</b>	+6.021	11:14:17.524
7	<b>1:23.593</b>	-	11:15:41.117
8	<b>1:23.992</b>	+0.399	11:17:05.109
9	<b>1:25.986</b>	+2.393	11:18:31.095
10	<b>1:25.555</b>	+1.962	11:19:56.650
11	<b>1:24.342</b>	+0.749	11:21:20.992

Lap	Lap Tm	Diff	Time of Day
<b>(57) David WILD</b>			
1	<b>1:28.894</b>	+4.824	11:07:10.030
2	<b>1:26.621</b>	+2.551	11:08:36.651
3	<b>1:24.146</b>	+0.076	11:10:00.797
4	<b>1:26.909</b>	+2.839	11:11:27.706
5	<b>1:24.988</b>	+0.918	11:12:52.694
6	<b>1:28.147</b>	+4.077	11:14:20.841
7	<b>1:24.070</b>	-	11:15:44.911
p8	<b>1:30.468</b>	+6.398	11:17:15.379

Lap	Lap Tm	Diff	Time of Day
<b>(3) Richard KINDELL</b>			
1	<b>1:30.861</b>	+6.656	11:07:14.038
2	<b>1:27.283</b>	+3.078	11:08:41.321
3	<b>1:25.268</b>	+1.063	11:10:06.589
4	<b>1:25.742</b>	+1.537	11:11:32.331
5	<b>1:25.086</b>	+0.881	11:12:57.417
6	<b>1:27.235</b>	+3.030	11:14:24.652
7	<b>1:26.834</b>	+2.629	11:15:51.486
8	<b>1:24.205</b>	-	11:17:15.691
9	<b>1:24.464</b>	+0.259	11:18:40.155
10	<b>1:26.480</b>	+2.275	11:20:06.635
11	<b>1:24.241</b>	+0.036	11:21:30.876

Lap	Lap Tm	Diff	Time of Day
<b>(20) Henry SCOTT</b>			
1	<b>1:37.236</b>	+12.637	11:07:42.965
2	<b>1:28.630</b>	+4.031	11:09:11.595
3	<b>1:26.026</b>	+1.427	11:10:37.621
4	<b>1:24.886</b>	+0.287	11:12:02.507
5	<b>1:24.599</b>	-	11:13:27.106
6	<b>1:25.685</b>	+1.086	11:14:52.791
7	<b>1:48.965</b>	+24.366	11:16:41.756
8	<b>1:34.013</b>	+9.414	11:18:15.769
9	<b>1:27.426</b>	+2.827	11:19:43.195
10	<b>1:26.416</b>	+1.817	11:21:09.611

Lap	Lap Tm	Diff	Time of Day
<b>(91) Christopher DRAKE</b>			
1	<b>1:34.934</b>	+9.910	11:07:19.676
2	<b>1:30.315</b>	+5.291	11:08:49.991
3	<b>1:26.421</b>	+1.397	11:10:16.412
4	<b>1:26.521</b>	+1.497	11:11:42.933
5	<b>1:26.652</b>	+1.628	11:13:09.585
6	<b>1:25.509</b>	+0.485	11:14:35.094
7	<b>1:27.582</b>	+2.558	11:16:02.676
8	<b>1:27.155</b>	+2.131	11:17:29.831
9	<b>1:27.096</b>	+2.072	11:18:56.927
10	<b>1:25.024</b>	-	11:20:21.951

<b>(46) Mike BROMLEY</b>			
1	<b>1:33.455</b>	+7.894	11:07:11.057

Lap	Lap Tm	Diff	Time of Day
2	<b>1:26.371</b>	+0.810	11:08:37.428
3	<b>1:26.905</b>	+1.344	11:10:04.333
4	<b>1:27.967</b>	+2.406	11:11:32.300
5	<b>1:28.184</b>	+2.623	11:13:00.484
6	<b>1:28.186</b>	+2.625	11:14:28.670
7	<b>1:28.199</b>	+2.638	11:15:56.869
8	<b>1:25.707</b>	+0.146	11:17:22.576
9	<b>1:25.561</b>	-	11:18:48.137
10	<b>1:27.751</b>	+2.190	11:20:15.888

Lap	Lap Tm	Diff	Time of Day
<b>(73) John RAND</b>			
1	<b>1:42.669</b>	+16.529	11:07:35.755
2	<b>1:32.020</b>	+5.880	11:09:07.775
3	<b>1:34.045</b>	+7.905	11:10:41.820
4	<b>1:30.589</b>	+4.449	11:12:12.409
5	<b>1:30.963</b>	+4.823	11:13:43.372
6	<b>1:28.935</b>	+2.795	11:15:12.307
7	<b>1:29.082</b>	+2.942	11:16:41.389
8	<b>1:27.634</b>	+1.494	11:18:09.023
9	<b>1:28.085</b>	+1.945	11:19:37.108
10	<b>1:26.140</b>	-	11:21:03.248

Lap	Lap Tm	Diff	Time of Day
<b>(89) John HUTCHISON</b>			
1	<b>1:34.972</b>	+8.823	11:07:11.148
2	<b>1:31.913</b>	+5.764	11:08:43.061
3	<b>1:26.149</b>	-	11:10:09.210
4	<b>1:26.689</b>	+0.540	11:11:35.899
5	<b>1:30.463</b>	+4.314	11:13:06.362
6	<b>1:28.064</b>	+1.915	11:14:34.426
7	<b>1:27.524</b>	+1.375	11:16:01.950
8	<b>1:27.189</b>	+1.040	11:17:29.139
9	<b>1:27.196</b>	+1.047	11:18:56.335
10	<b>1:26.730</b>	+0.581	11:20:23.065

<b>(21) Neil BOWMAN</b>			
1	<b>1:26.869</b>	-	11:07:02.073
p2	<b>1:44.835</b>	+17.966	11:08:46.908

Lap	Lap Tm	Diff	Time of Day
<b>(9) Anthony GODDARD</b>			
1	<b>1:45.915</b>	+19.006	11:07:42.593
2	<b>1:33.190</b>	+6.281	11:09:15.783
3	<b>1:29.755</b>	+2.846	11:10:45.538
4	<b>1:31.533</b>	+4.624	11:12:17.071
5	<b>1:29.462</b>	+2.553	11:13:46.533
6	<b>1:29.926</b>	+3.017	11:15:16.459
7	<b>1:27.472</b>	+0.563	11:16:43.931
8	<b>1:29.507</b>	+2.598	11:18:13.438
9	<b>1:28.834</b>	+1.925	11:19:42.272
10	<b>1:26.909</b>	-	11:21:09.181

Lap	Lap Tm	Diff	Time of Day
<b>(1) Cliff GIDDENS</b>			
1	<b>1:35.265</b>	+8.305	11:07:22.591
2	<b>1:30.454</b>	+3.494	11:08:53.045
3	<b>1:27.911</b>	+0.951	11:10:20.956
4	<b>1:28.262</b>	+1.302	11:11:49.218
5	<b>1:27.219</b>	+0.259	11:13:16.437
6	<b>1:32.882</b>	+5.922	11:14:49.319
7	<b>1:26.960</b>	-	11:16:16.279
8	<b>1:28.704</b>	+1.744	11:17:44.983
p9	<b>2:09.077</b>	+42.117	11:19:54.060

Printed: 15/04/2007 11:24:01

Licensed to: MST Sports Timing Ltd

Chief Timekeeper

Orbits 3

Clerk of Course

www.amb-it.com

www.mylaps.com

# Donington Park Historic Race Meeting

## Classic Racing Cars

## Donington Park National 1.957 Miles

### Qualifying

15/04/2007 11:05

### Qualify (15:00 Time)

Lap	Lap Tm	Diff	Time of Day
<b>(8) Rodger NEWMAN</b>			
1	<b>1:43.821</b>	+16.841	11:07:45.428
2	<b>1:30.780</b>	+3.800	11:09:16.208
3	<b>1:30.499</b>	+3.519	11:10:46.707
4	<b>1:30.577</b>	+3.597	11:12:17.284
5	<b>1:28.801</b>	+1.821	11:13:46.085
6	<b>1:27.829</b>	+0.849	11:15:13.914
7	<b>1:28.094</b>	+1.114	11:16:42.008
8	<b>1:28.350</b>	+1.370	11:18:10.358
9	<b>1:30.701</b>	+3.721	11:19:41.059
10	<b>1:26.980</b>	-	11:21:08.039

Lap	Lap Tm	Diff	Time of Day
<b>(33) Jack UTLEY</b>			
1	<b>1:37.522</b>	+9.248	11:07:20.072
2	<b>1:31.152</b>	+2.878	11:08:51.224
3	<b>1:28.856</b>	+0.582	11:10:20.080
4	<b>1:29.794</b>	+1.520	11:11:49.874
5	<b>1:28.557</b>	+0.283	11:13:18.431
6	<b>1:33.519</b>	+5.245	11:14:51.950
7	<b>1:28.274</b>	-	11:16:20.224
8	<b>1:29.187</b>	+0.913	11:17:49.411
9	<b>1:28.836</b>	+0.562	11:19:18.247
10	<b>1:29.910</b>	+1.636	11:20:48.157

Lap	Lap Tm	Diff	Time of Day
<b>(14) Roy MACGREGOR</b>			
1	<b>1:41.746</b>	+11.010	11:07:38.276
2	<b>1:34.535</b>	+3.799	11:09:12.811
3	<b>1:33.214</b>	+2.478	11:10:46.025
4	<b>1:33.498</b>	+2.762	11:12:19.523
5	<b>1:34.136</b>	+3.400	11:13:53.659
6	<b>1:33.552</b>	+2.816	11:15:27.211
7	<b>1:30.736</b>	-	11:16:57.947
8	<b>1:31.272</b>	+0.536	11:18:29.219
9	<b>1:31.729</b>	+0.993	11:20:00.948
10	<b>1:30.917</b>	+0.181	11:21:31.865

Lap	Lap Tm	Diff	Time of Day
<b>(79) Patrick WALKER</b>			
1	<b>1:38.651</b>	+7.525	11:07:19.828
2	<b>1:34.277</b>	+3.151	11:08:54.105
3	<b>1:31.370</b>	+0.244	11:10:25.475
4	<b>1:31.357</b>	+0.231	11:11:56.832
5	<b>1:32.146</b>	+1.020	11:13:28.978
6	<b>1:32.079</b>	+0.953	11:15:01.057
7	<b>1:31.424</b>	+0.298	11:16:32.481
8	<b>1:32.934</b>	+1.808	11:18:05.415
9	<b>1:32.716</b>	+1.590	11:19:38.131
10	<b>1:31.126</b>	-	11:21:09.257

Lap	Lap Tm	Diff	Time of Day
<b>(81) Stephen WILKINSON</b>			
1	<b>1:48.090</b>	+15.979	11:07:56.638
2	<b>1:40.936</b>	+8.825	11:09:37.574
3	<b>1:36.702</b>	+4.591	11:11:14.276
4	<b>1:34.864</b>	+2.753	11:12:49.140
5	<b>1:35.699</b>	+3.588	11:14:24.839
6	<b>1:35.439</b>	+3.328	11:16:00.278
7	<b>1:38.615</b>	+6.504	11:17:38.893
8	<b>1:34.276</b>	+2.165	11:19:13.169
9	<b>1:32.111</b>	-	11:20:45.280

Lap	Lap Tm	Diff	Time of Day
<b>(31) Brian ASHBY</b>			
1	<b>1:42.767</b>	+10.173	11:07:37.484

Lap	Lap Tm	Diff	Time of Day
2	<b>1:34.086</b>	+1.492	11:09:11.570
3	<b>1:32.594</b>	-	11:10:44.164
4	<b>1:34.224</b>	+1.630	11:12:18.388
5	<b>1:35.053</b>	+2.459	11:13:53.441
6	<b>1:33.612</b>	+1.018	11:15:27.053
7	<b>1:35.215</b>	+2.621	11:17:02.268
8	<b>1:37.860</b>	+5.266	11:18:40.128
9	<b>1:37.052</b>	+4.458	11:20:17.180

Lap	Lap Tm	Diff	Time of Day
<b>(27) Peter WILLIAMS</b>			
1	<b>1:53.048</b>	+20.175	11:07:58.706
2	<b>1:43.589</b>	+10.716	11:09:42.295
3	<b>1:38.480</b>	+5.607	11:11:20.775
4	<b>1:36.282</b>	+3.409	11:12:57.057
5	<b>1:35.352</b>	+2.479	11:14:32.409
6	<b>1:34.786</b>	+1.913	11:16:07.195
7	<b>1:33.581</b>	+0.708	11:17:40.776
8	<b>1:33.426</b>	+0.553	11:19:14.202
9	<b>1:32.873</b>	-	11:20:47.075

Lap	Lap Tm	Diff	Time of Day
<b>(17) Robert SAUNDERS</b>			
1	<b>1:56.891</b>	+22.714	11:08:05.590
2	<b>1:46.497</b>	+12.320	11:09:52.087
3	<b>1:41.884</b>	+7.707	11:11:33.971
4	<b>1:39.781</b>	+5.604	11:13:13.752
5	<b>1:39.118</b>	+4.941	11:14:52.870
6	<b>1:36.605</b>	+2.428	11:16:29.475
7	<b>1:37.142</b>	+2.965	11:18:06.617
8	<b>1:44.008</b>	+9.831	11:19:50.625
9	<b>1:34.177</b>	-	11:21:24.802

Lap	Lap Tm	Diff	Time of Day
<b>(76) Vernon WILLIAMSON</b>			
1	<b>1:45.328</b>	+10.293	11:07:48.129
2	<b>1:40.795</b>	+5.760	11:09:28.924
3	<b>1:38.222</b>	+3.187	11:11:07.146
4	<b>1:37.320</b>	+2.285	11:12:44.466
5	<b>1:36.389</b>	+1.354	11:14:20.855
6	<b>1:36.050</b>	+1.015	11:15:56.905
7	<b>1:35.817</b>	+0.782	11:17:32.722
8	<b>1:35.995</b>	+0.960	11:19:08.717
9	<b>1:35.035</b>	-	11:20:43.752

Lap	Lap Tm	Diff	Time of Day
<b>(99) Rachel WOOLLEY</b>			
1	<b>1:52.697</b>	+17.375	11:07:45.950
2	<b>1:42.936</b>	+7.614	11:09:28.886
3	<b>1:41.169</b>	+5.847	11:11:10.055
4	<b>1:36.670</b>	+1.348	11:12:46.725
5	<b>1:35.322</b>	-	11:14:22.047
6	<b>1:36.245</b>	+0.923	11:15:58.292
7	<b>1:42.588</b>	+7.266	11:17:40.880
8	<b>1:37.095</b>	+1.773	11:19:17.975
9	<b>1:36.850</b>	+1.528	11:20:54.825

Lap	Lap Tm	Diff	Time of Day
<b>(35) David PULLEN</b>			
1	<b>1:54.011</b>	+18.436	11:08:04.712
2	<b>1:46.980</b>	+11.405	11:09:51.692
3	<b>1:40.588</b>	+5.013	11:11:32.280
4	<b>1:40.126</b>	+4.551	11:13:12.406
5	<b>1:39.440</b>	+3.865	11:14:51.846
6	<b>1:35.995</b>	+0.420	11:16:27.841
7	<b>1:35.575</b>	-	11:18:03.416

Lap	Lap Tm	Diff	Time of Day
8	<b>1:37.562</b>	+1.987	11:19:40.978
9	<b>1:36.045</b>	+0.470	11:21:17.023
<b>(93) Rudolf ERNST</b>			
1	<b>1:49.337</b>	+12.551	11:07:49.355
2	<b>1:45.033</b>	+8.247	11:09:34.388
3	<b>1:38.255</b>	+1.469	11:11:12.643
4	<b>1:39.557</b>	+2.771	11:12:52.200
5	<b>1:36.786</b>	-	11:14:28.986
6	<b>1:37.080</b>	+0.294	11:16:06.066
7	<b>1:37.750</b>	+0.964	11:17:43.816
8	<b>1:37.147</b>	+0.361	11:19:20.963
9	<b>1:38.183</b>	+1.397	11:20:59.146

# Donington Park Historic Race Meeting

Classic Racing Cars

Donington Park National 1.957 Miles

Qualifying

15/04/2007 11:05

Qualify (15:00 Time)

14  
13  
12  
11  
10  
9  
8  
7  
6  
5  
4  
3  
2  
1

[1:35.575] [35] David PULLEN
<b>27</b> [1:35.035] [76] Vernon WILLIAMSON
<b>25</b> [1:32.873] [27] Peter WILLIAMS
<b>23</b> [1:32.111] [81] Stephen WILKINSON
<b>21</b> [1:30.736] [14] Roy MACGREGOR
<b>19</b> [1:26.980] [8] Rodger NEWMAN
<b>17</b> [1:26.909] [9] Anthony GODDARD
<b>15</b> [1:26.149] [89] John HUTCHISON
<b>13</b> [1:25.561] [46] Mike BROMLEY
<b>11</b> [1:24.599] [20] Henry SCOTT
<b>9</b> [1:24.070] [57] David WILD
<b>7</b> [1:22.926] [95] Michael LYONS
<b>5</b> [1:17.157] [22] Ian GRAY
<b>3</b> [1:14.292] [2] Matthew WATTS
<b>1</b>

[1:36.786] [93] Rudolf ERNST
<b>28</b> [1:35.322] [99] Rachel WOOLLEY
<b>26</b> [1:34.177] [17] Robert SAUNDERS
<b>24</b> [1:32.594] [31] Brian ASHBY
<b>22</b> [1:31.126] [79] Patrick WALKER
<b>20</b> [1:28.274] [33] Jack UTLEY
<b>18</b> [1:26.960] [1] Cliff GIDDENS
<b>16</b> [1:26.869] [21] Neil BOWMAN
<b>14</b> [1:26.140] [73] John RAND
<b>12</b> [1:25.024] [91] Christopher DRAKE
<b>10</b> [1:24.205] [3] Richard KINDELL
<b>8</b> [1:23.593] [45] Ronnie HAINES
<b>6</b> [1:19.525] [30] Richard KENDLE
<b>4</b> [1:16.619] [59] Ian JONES
<b>2</b>



## Classic Racing Cars

## Donington Park National 1.957 Miles

## Race 6

15/04/2007 16:14

## Race (15:00 Time)

Pos	No.	Class	Name	Car	Laps	Total Tm	Avg. Speed	Diff	Gap	Best Tm	In Lap	Best Spd
1	2	E2 - Classic	Matthew WATTS	Brabham BT29	12	15:39.334	90.016	-	-	1:15.097	11	93.829
2	22	E4 - Classic	Ian GRAY	Brabham BT30	12	16:17.994	86.458	+38.660	+38.660	1:19.332	2	88.820
3	52	E4 - Classic	John MONSON	Crossle 19F	12	16:32.531	85.192	+53.197	+14.537	1:20.021	10	88.055
4	95	F - Classic	Michael LYONS	Merlyn Mk11A	12	16:50.640	83.665	+1:11.306	+18.109	1:22.769	2	85.132
5	57	F - Classic	David WILD	Lola T200	12	17:01.035	82.813	+1:21.701	+10.395	1:23.464	6	84.423
6	45	E2 - Classic	Ronnie HAINES	Cooper T82	12	17:02.234	82.716	+1:22.900	+1.199	1:23.428	2	84.459
7	20	F - Classic	Henry SCOTT	Lola T200	11	15:51.518	81.458	1 Lap	1 Lap	1:23.373	7	84.515
8	89	E2 - Classic	John HUTCHISON	Crossle 14F	11	15:59.425	80.787	+7.907	+7.907	1:24.371	8	83.515
9	91	B - Classic	Christopher DRAKE	Brabham BT6	11	16:09.005	79.988	+17.487	+9.580	1:23.998	3	83.886
10	73	E2 - Classic	John RAND	Palliser WDB2	11	16:10.832	79.838	+19.314	+1.827	1:25.817	10	82.108
11	46	F - Classic	Mike BROMLEY	Merlyn Mk11A	11	16:15.797	79.432	+24.279	+4.965	1:25.565	8	82.350
12	33	F - Classic	Jack UTLEY	Merlyn Mk20	11	16:16.702	79.358	+25.184	+0.905	1:25.195	9	82.708
13	9	C - Classic	Anthony GODDARD	Merlyn Mk9	11	16:19.019	79.170	+27.501	+2.317	1:24.942	6	82.954
14	21	E2 - Classic	Neil BOWMAN	Macon MR6	11	16:21.848	78.942	+30.330	+2.829	1:26.181	8	81.761
15	8	C - Classic	Rodger NEWMAN	Brabham BT14	11	16:39.815	77.523	+48.297	+17.967	1:27.574	8	80.461
16	79	C - Classic	Patrick WALKER	Cooper Bristol	11	16:42.550	77.312	+51.032	+2.735	1:28.868	8	79.289
17	14	F - Classic	Roy MACGREGOR	Hawke DL2B	11	16:44.932	77.129	+53.414	+2.382	1:28.980	7	79.189
18	93	C - Classic	Rudolf ERNST	Lotus 18	11	17:09.171	75.312	+1:17.653	+24.239	1:29.305	7	78.901
19	35	D - Classic	David PULLEN	Chevron B17	10	15:43.653	74.670	2 Laps	1 Lap	1:31.527	6	76.986
20	31	C - Classic	Brian ASHBY	Emeryson Formul	10	15:44.753	74.583	+1.100	+1.100	1:31.166	10	77.291
21	27	D - Classic	Peter WILLIAMS	Brabham BT15	10	15:46.287	74.462	+2.634	+1.534	1:31.391	10	77.100
22	76	B - Classic	Vernon WILLIAMS	Ausper T3	10	16:20.211	71.885	+36.558	+33.924	1:34.326	9	74.701
23	17	D - Classic	Robert SAUNDERS	March 703	10	16:35.925	70.751	+52.272	+15.714	1:35.696	10	73.632
24	99	F - Classic	Rachel WOOLLEY	Merlyn Mk20	10	16:41.625	70.348	+57.972	+5.700	1:36.097	5	73.325

## Not classified (80% = 9 Laps)

DNF	1	E2 - Classic	Cliff GIDDENS	Brabham BT16	9	13:47.804	76.608	-	-	1:25.891	3	82.037
DNF	81	D - Classic	Stephen WILKINSON	Brabham BT21	8	12:45.097	73.677	-	-	1:30.828	5	77.578
DNS	59	E2 - Classic	Ian JONES	Lotus 59	0	-.---	-	-	-	-.---	0	-
DNS	30	E2 - Classic	Richard KENDLE	Brabham BT21B	0	-.---	-	-	-	-.---	0	-
DNS	3	F - Classic	Richard KINDELL	Crossle 20F	0	-.---	-	-	-	-.---	0	-

Margin of Victory	Avg. Speed	Best Lap Tm	Best Spd	Best Lap by
+38.660	90.016	1:15.097	93.829	[2] Matthew WATTS

Classic Racing Cars

Donington Park National 1.957 Miles

Race 6

15/04/2007 16:14

Race (15:00 Time)

Competitors	Laps											
	1	2	3	4	5	6	7	8	9	10	11	12
Matthew WATTS (2)	1	2	2	2	2	2	2	2	2	2	2	2
Ian GRAY (22)	2	22	22	22	22	22	22	22	22	22	22	22
Ronnie HAINES (45)	3	45	45	45	52	52	52	52	52	52	52	52
Michael LYONS (95)	4	95	95	52	45	95	95	95	95	95	95	95
Christopher DRAKE (91)	5	91	91	95	95	45	45	45	45	45	45	57
David WILD (57)	6	57	52	91	57	57	57	57	57	57	57	45
John MONSON (52)	7	52	57	57	9	9	9	20	20	20	20	20
Mike BROMLEY (46)	8	46	9	9	20	20	20	9	9	89	89	89
Anthony GODDARD (9)	9	9	46	46	1	89	89	89	89	9	91	91
John RAND (73)	10	73	1	20	89	73	73	73	73	91	9	73
Cliff GIDDENS (1)	11	1	20	1	73	33	91	91	91	73	73	46
Henry SCOTT (20)	12	20	89	89	33	46	46	46	46	46	46	33
John HUTCHISON (89)	13	89	73	73	21	91	33	33	33	33	33	9
Neil BOWMAN (21)	14	21	21	33	46	21	1	21	21	21	21	21
Jack UTLEY (33)	15	33	33	21	91	1	21	1	1	8	8	8
Roy MACGREGOR (14)	16	14	14	14	8	8	8	8	8	79	79	79
Patrick WALKER (79)	17	79	8	8	14	14	14	14	79	14	14	14
Rodger NEWMAN (8)	18	8	79	79	79	79	79	79	14	1	93	93
Brian ASHBY (31)	19	31	31	31	31	81	81	81	93	93	35	
Stephen WILKINSON (81)	20	81	35	35	35	35	35	93	35	35	31	
David PULLEN (35)	21	35	81	81	81	31	93	35	31	31	27	
Peter WILLIAMS (27)	22	27	27	27	93	93	31	31	27	27	76	
Robert SAUNDERS (17)	23	17	93	93	27	27	27	27	81	76	17	
Vernon WILLIAMSON (76)	24	76	17	76	76	76	76	76	76	17	99	
Rudolf ERNST (93)	25	93	76	17	17	99	99	99	99	99		
Rachel WOOLLEY (99)	26	99	99	99	99	17	17	17	17			
-	27											
-	28											
-	29											

# Donington Park Historic Race Meeting

## Classic Racing Cars

## Donington Park National 1.957 Miles

### Race 6

15/04/2007 16:14

### Race (15:00 Time)

Lap	Lap Tm	Diff	Time of Day
<b>(2) Matthew WATTS</b>			
1	-:--		16:15:35.408
2	<b>1:16.581</b>	+1.484	16:16:51.989
3	<b>1:15.717</b>	+0.620	16:18:07.706
4	<b>1:23.425</b>	+8.328	16:19:31.131
5	<b>1:20.322</b>	+5.225	16:20:51.453
6	<b>1:19.294</b>	+4.197	16:22:10.747
7	<b>1:17.830</b>	+2.733	16:23:28.577
8	<b>1:20.460</b>	+5.363	16:24:49.037
9	<b>1:17.277</b>	+2.180	16:26:06.314
10	<b>1:17.925</b>	+2.828	16:27:24.239
11	<b>1:15.097</b>	-	16:28:39.336
12	<b>1:16.138</b>	+1.041	16:29:55.474

<b>(22) Ian GRAY</b>			
1	-:--		16:15:38.019
2	<b>1:19.332</b>	-	16:16:57.351
3	<b>1:20.590</b>	+1.258	16:18:17.941
4	<b>1:22.870</b>	+3.538	16:19:40.811
5	<b>1:22.430</b>	+3.098	16:21:03.241
6	<b>1:22.255</b>	+2.923	16:22:25.496
7	<b>1:22.329</b>	+2.997	16:23:47.825
8	<b>1:20.483</b>	+1.151	16:25:08.308
9	<b>1:20.227</b>	+0.895	16:26:28.535
10	<b>1:21.404</b>	+2.072	16:27:49.939
11	<b>1:22.047</b>	+2.715	16:29:11.986
12	<b>1:22.148</b>	+2.816	16:30:34.134

<b>(52) John MONSON</b>			
1	-:--		16:15:50.135
2	<b>1:21.691</b>	+1.670	16:17:11.826
3	<b>1:21.103</b>	+1.082	16:18:32.929
4	<b>1:23.147</b>	+3.126	16:19:56.076
5	<b>1:21.799</b>	+1.778	16:21:17.875
6	<b>1:20.985</b>	+0.964	16:22:38.860
7	<b>1:20.250</b>	+0.229	16:23:59.110
8	<b>1:22.345</b>	+2.324	16:25:21.455
9	<b>1:21.768</b>	+1.747	16:26:43.223
10	<b>1:20.021</b>	-	16:28:03.244
11	<b>1:22.996</b>	+2.975	16:29:26.240
12	<b>1:22.431</b>	+2.410	16:30:48.671

<b>(95) Michael LYONS</b>			
1	-:--		16:15:44.934
2	<b>1:22.769</b>	-	16:17:07.703
3	<b>1:25.837</b>	+3.068	16:18:33.540
4	<b>1:24.031</b>	+1.262	16:19:57.571
5	<b>1:22.918</b>	+0.149	16:21:20.489
6	<b>1:22.953</b>	+0.184	16:22:43.442
7	<b>1:23.245</b>	+0.476	16:24:06.687
8	<b>1:23.126</b>	+0.357	16:25:29.813
9	<b>1:24.024</b>	+1.255	16:26:53.837
10	<b>1:23.655</b>	+0.886	16:28:17.492
11	<b>1:23.462</b>	+0.693	16:29:40.954
12	<b>1:25.826</b>	+3.057	16:31:06.780

<b>(57) David WILD</b>			
1	-:--		16:15:46.738
2	<b>1:25.804</b>	+2.340	16:17:12.542
3	<b>1:23.752</b>	+0.288	16:18:36.294
4	<b>1:24.324</b>	+0.860	16:20:00.618
5	<b>1:23.572</b>	+0.108	16:21:24.190
6	<b>1:23.464</b>	-	16:22:47.654
7	<b>1:25.094</b>	+1.630	16:24:12.748
8	<b>1:24.800</b>	+1.336	16:25:37.548

9	<b>1:24.192</b>	+0.728	16:27:01.740
10	<b>1:26.703</b>	+3.239	16:28:28.443
11	<b>1:24.801</b>	+1.337	16:29:53.244
12	<b>1:23.931</b>	+0.467	16:31:17.175

<b>(45) Ronnie HAINES</b>			
1	-:--		16:15:43.936
2	<b>1:23.428</b>	-	16:17:07.364
3	<b>1:24.901</b>	+1.473	16:18:32.265
4	<b>1:24.977</b>	+1.549	16:19:57.242
5	<b>1:24.455</b>	+1.027	16:21:21.697
6	<b>1:24.358</b>	+0.930	16:22:46.055
7	<b>1:26.506</b>	+3.078	16:24:12.561
8	<b>1:24.567</b>	+1.139	16:25:37.128
9	<b>1:24.460</b>	+1.032	16:27:01.588
10	<b>1:25.199</b>	+1.771	16:28:26.787
11	<b>1:27.102</b>	+3.674	16:29:53.889
12	<b>1:24.485</b>	+1.057	16:31:18.374

<b>(20) Henry SCOTT</b>			
1	-:--		16:15:53.629
2	<b>1:26.423</b>	+3.050	16:17:20.052
3	<b>1:24.723</b>	+1.350	16:18:44.775
4	<b>1:32.151</b>	+8.778	16:20:16.926
5	<b>1:24.519</b>	+1.146	16:21:41.445
6	<b>1:24.126</b>	+0.753	16:23:05.571
7	<b>1:23.373</b>	-	16:24:28.944
8	<b>1:24.901</b>	+1.528	16:25:53.845
9	<b>1:24.795</b>	+1.422	16:27:18.640
10	<b>1:24.952</b>	+1.579	16:28:43.592
11	<b>1:24.066</b>	+0.693	16:30:07.658

<b>(89) John HUTCHISON</b>			
1	-:--		16:15:54.559
2	<b>1:27.503</b>	+3.132	16:17:22.062
3	<b>1:25.917</b>	+1.546	16:18:47.979
4	<b>1:32.882</b>	+8.511	16:20:20.861
5	<b>1:26.002</b>	+1.631	16:21:46.863
6	<b>1:24.378</b>	+0.007	16:23:11.241
7	<b>1:24.711</b>	+0.340	16:24:35.952
8	<b>1:24.371</b>	-	16:26:00.323
9	<b>1:24.779</b>	+0.408	16:27:25.102
10	<b>1:25.167</b>	+0.796	16:28:50.269
11	<b>1:25.296</b>	+0.925	16:30:15.565

<b>(91) Christopher DRAKE</b>			
1	-:--		16:15:46.485
2	<b>1:24.889</b>	+0.891	16:17:11.374
3	<b>1:23.998</b>	-	16:18:35.372
4	<b>1:51.649</b>	+27.651	16:20:27.021
5	<b>1:25.545</b>	+1.547	16:21:52.566
6	<b>1:26.724</b>	+2.726	16:23:19.290
7	<b>1:24.357</b>	+0.359	16:24:43.647
8	<b>1:24.302</b>	+0.304	16:26:07.949
9	<b>1:25.544</b>	+1.546	16:27:33.493
10	<b>1:25.545</b>	+1.547	16:28:59.038
11	<b>1:26.107</b>	+2.109	16:30:25.145

<b>(73) John RAND</b>			
1	-:--		16:15:52.954
2	<b>1:29.801</b>	+3.984	16:17:22.755
3	<b>1:27.707</b>	+1.890	16:18:50.462
4	<b>1:30.932</b>	+5.115	16:20:21.394
5	<b>1:27.833</b>	+2.016	16:21:49.227
6	<b>1:26.269</b>	+0.452	16:23:15.496
7	<b>1:26.049</b>	+0.232	16:24:41.545

8	<b>1:26.131</b>	+0.314	16:26:07.676
9	<b>1:27.462</b>	+1.645	16:27:35.138
10	<b>1:25.817</b>	-	16:29:00.955
11	<b>1:26.017</b>	+0.200	16:30:26.972

<b>(46) Mike BROMLEY</b>			
1	-:--		16:15:50.163
2	<b>1:27.084</b>	+1.519	16:17:17.247
3	<b>1:25.936</b>	+0.371	16:18:43.183
4	<b>1:41.708</b>	+16.143	16:20:24.891
5	<b>1:27.545</b>	+1.980	16:21:52.436
6	<b>1:28.751</b>	+3.186	16:23:21.187
7	<b>1:26.178</b>	+0.613	16:24:47.365
8	<b>1:25.565</b>	-	16:26:12.930
9	<b>1:25.738</b>	+0.173	16:27:38.668
10	<b>1:25.832</b>	+0.267	16:29:04.500
11	<b>1:27.437</b>	+1.872	16:30:31.937

<b>(33) Jack UTLEY</b>			
1	-:--		16:15:57.494
2	<b>1:27.545</b>	+2.350	16:17:25.039
3	<b>1:28.029</b>	+2.834	16:18:53.068
4	<b>1:29.567</b>	+4.372	16:20:22.635
5	<b>1:29.159</b>	+3.964	16:21:51.794
6	<b>1:30.527</b>	+5.332	16:23:22.321
7	<b>1:26.116</b>	+0.921	16:24:48.437
8	<b>1:25.484</b>	+0.289	16:26:13.921
9	<b>1:25.195</b>	-	16:27:39.116
10	<b>1:25.578</b>	+0.383	16:29:04.694
11	<b>1:28.148</b>	+2.953	16:30:32.842

<b>(9) Anthony GODDARD</b>			
1	-:--		16:15:51.577
2	<b>1:25.345</b>	+0.403	16:17:16.922
3	<b>1:25.462</b>	+0.520	16:18:42.384
4	<b>1:26.799</b>	+1.857	16:20:09.183
5	<b>1:25.781</b>	+0.839	16:21:34.964
6	<b>1:24.942</b>	-	16:22:59.906
7	<b>1:29.771</b>	+4.829	16:24:29.677
8	<b>1:28.451</b>	+3.509	16:25:58.128
9	<b>1:33.328</b>	+8.386	16:27:31.456
10	<b>1:29.160</b>	+4.218	16:29:00.616
11	<b>1:34.543</b>	+9.601	16:30:35.159

<b>(21) Neil BOWMAN</b>			
1	-:--		16:15:56.029
2	<b>1:28.573</b>	+2.392	16:17:24.602
3	<b>1:28.957</b>	+2.776	16:18:53.559
4	<b>1:29.673</b>	+3.492	16:20:23.232
5	<b>1:30.050</b>	+3.869	16:21:53.282
6	<b>1:30.050</b>	+3.869	16:23:23.332
7	<b>1:28.456</b>	+2.275	16:24:51.788
8	<b>1:26.181</b>	-	16:26:17.969
9	<b>1:26.367</b>	+0.186	16:27:44.336
10	<b>1:26.466</b>	+0.285	16:29:10.802
11	<b>1:27.186</b>	+1.005	16:30:37.988

<b>(8) Rodger NEWMAN</b>			
1	-:--		16:16:00.146
2	<b>1:29.230</b>	+1.656	16:17:29.376
3	<b>1:30.227</b>	+2.653	16:18:59.603
4	<b>1:31.801</b>	+4.227	16:20:31.404
5	<b>1:27.649</b>	+0.075	16:21:59.053
6	<b>1:28.677</b>	+1.103	16:23:27.730
7	<b>1:28.666</b>	+1.092	16:24:56.396
8	<b>1:27.574</b>	-	16:26:23.970

# Donington Park Historic Race Meeting

## Classic Racing Cars

## Donington Park National 1.957 Miles

### Race 6

15/04/2007 16:14

### Race (15:00 Time)

Lap	Lap Tm	Diff	Time of Day
9	<b>1:30.118</b>	+2.544	16:27:54.088
10	<b>1:30.769</b>	+3.195	16:29:24.857
11	<b>1:31.098</b>	+3.524	16:30:55.955

#### (79) Patrick WALKER

Lap	Lap Tm	Diff	Time of Day
1	-:--	-	16:15:59.947
2	<b>1:29.913</b>	+1.045	16:17:29.860
3	<b>1:31.129</b>	+2.261	16:19:00.989
4	<b>1:30.937</b>	+2.069	16:20:31.926
5	<b>1:30.411</b>	+1.543	16:22:02.337
6	<b>1:30.214</b>	+1.346	16:23:32.551
7	<b>1:29.232</b>	+0.364	16:25:01.783
8	<b>1:28.868</b>	-	16:26:30.651
9	<b>1:29.687</b>	+0.819	16:28:00.338
10	<b>1:29.374</b>	+0.506	16:29:29.712
11	<b>1:28.978</b>	+0.110	16:30:58.690

#### (14) Roy MACGREGOR

Lap	Lap Tm	Diff	Time of Day
1	-:--	-	16:15:58.788
2	<b>1:29.887</b>	+0.907	16:17:28.675
3	<b>1:30.205</b>	+1.225	16:18:58.880
4	<b>1:32.540</b>	+3.560	16:20:31.420
5	<b>1:30.357</b>	+1.377	16:22:01.777
6	<b>1:30.374</b>	+1.394	16:23:32.151
7	<b>1:28.980</b>	-	16:25:01.131
8	<b>1:30.023</b>	+1.043	16:26:31.154
9	<b>1:30.392</b>	+1.412	16:28:01.546
10	<b>1:29.703</b>	+0.723	16:29:31.249
11	<b>1:29.823</b>	+0.843	16:31:01.072

#### (93) Rudolf ERNST

Lap	Lap Tm	Diff	Time of Day
1	-:--	-	16:16:07.686
2	<b>1:34.175</b>	+4.870	16:17:41.861
3	<b>1:32.973</b>	+3.668	16:19:14.834
4	<b>1:31.612</b>	+2.307	16:20:46.446
5	<b>1:31.721</b>	+2.416	16:22:18.167
6	<b>1:32.015</b>	+2.710	16:23:50.182
7	<b>1:29.305</b>	-	16:25:19.487
8	<b>1:30.770</b>	+1.465	16:26:50.257
9	<b>1:31.004</b>	+1.699	16:28:21.261
10	<b>1:31.808</b>	+2.503	16:29:53.069
11	<b>1:32.242</b>	+2.937	16:31:25.311

#### (35) David PULLEN

Lap	Lap Tm	Diff	Time of Day
1	-:--	-	16:16:03.420
2	<b>1:33.246</b>	+1.719	16:17:36.666
3	<b>1:32.606</b>	+1.079	16:19:09.272
4	<b>1:33.225</b>	+1.698	16:20:42.497
5	<b>1:33.580</b>	+2.053	16:22:16.077
6	<b>1:31.527</b>	-	16:23:47.604
7	<b>1:32.545</b>	+1.018	16:25:20.149
8	<b>1:32.279</b>	+0.752	16:26:52.428
9	<b>1:33.396</b>	+1.869	16:28:25.824
10	<b>1:33.969</b>	+2.442	16:29:59.793

#### (31) Brian ASHBY

Lap	Lap Tm	Diff	Time of Day
1	-:--	-	16:16:01.747
2	<b>1:33.901</b>	+2.735	16:17:35.648
3	<b>1:32.341</b>	+1.175	16:19:07.989
4	<b>1:34.141</b>	+2.975	16:20:42.130
5	<b>1:34.753</b>	+3.587	16:22:16.883
6	<b>1:33.922</b>	+2.756	16:23:50.805
7	<b>1:33.551</b>	+2.385	16:25:24.356
8	<b>1:33.277</b>	+2.111	16:26:57.633
9	<b>1:32.094</b>	+0.928	16:28:29.727
10	<b>1:31.166</b>	-	16:30:00.893

Lap	Lap Tm	Diff	Time of Day
(27) Peter WILLIAMS			
1	-:--	-	16:16:04.933
2	<b>1:34.836</b>	+3.445	16:17:39.769
3	<b>1:33.966</b>	+2.575	16:19:13.735
4	<b>1:34.466</b>	+3.075	16:20:48.201
5	<b>1:33.300</b>	+1.909	16:22:21.501
6	<b>1:32.595</b>	+1.204	16:23:54.096
7	<b>1:31.852</b>	+0.461	16:25:25.948
8	<b>1:32.371</b>	+0.980	16:26:58.319
9	<b>1:32.717</b>	+1.326	16:28:31.036
10	<b>1:31.391</b>	-	16:30:02.427

#### (76) Vernon WILLIAMSON

Lap	Lap Tm	Diff	Time of Day
1	-:--	-	16:16:06.570
2	<b>1:37.765</b>	+3.439	16:17:44.335
3	<b>1:39.968</b>	+5.642	16:19:24.303
4	<b>1:35.621</b>	+1.295	16:20:59.924
5	<b>1:35.745</b>	+1.419	16:22:35.669
6	<b>1:36.925</b>	+2.599	16:24:12.594
7	<b>1:36.282</b>	+1.956	16:25:48.876
8	<b>1:35.629</b>	+1.303	16:27:24.505
9	<b>1:34.326</b>	-	16:28:58.831
10	<b>1:37.520</b>	+3.194	16:30:36.351

#### (17) Robert SAUNDERS

Lap	Lap Tm	Diff	Time of Day
1	-:--	-	16:16:05.937
2	<b>1:37.241</b>	+1.545	16:17:43.178
3	<b>1:41.442</b>	+5.746	16:19:24.620
4	<b>1:39.889</b>	+4.193	16:21:04.509
5	<b>1:38.813</b>	+3.117	16:22:43.322
6	<b>1:37.944</b>	+2.248	16:24:21.266
7	<b>1:38.426</b>	+2.730	16:25:59.692
8	<b>1:38.176</b>	+2.480	16:27:37.868
9	<b>1:38.501</b>	+2.805	16:29:16.369
10	<b>1:35.696</b>	-	16:30:52.065

#### (99) Rachel WOOLLEY

Lap	Lap Tm	Diff	Time of Day
1	-:--	-	16:16:08.306
2	<b>1:37.059</b>	+0.962	16:17:45.365
3	<b>1:40.977</b>	+4.880	16:19:26.342
4	<b>1:38.920</b>	+2.823	16:21:05.262
5	<b>1:36.097</b>	-	16:22:41.359
6	<b>1:38.874</b>	+2.777	16:24:20.233
7	<b>1:39.261</b>	+3.164	16:25:59.494
8	<b>1:37.749</b>	+1.652	16:27:37.243
9	<b>1:41.181</b>	+5.084	16:29:18.424
10	<b>1:39.341</b>	+3.244	16:30:57.765

#### (1) Cliff GIDDENS

Lap	Lap Tm	Diff	Time of Day
1	-:--	-	16:15:53.279
2	<b>1:26.091</b>	+0.200	16:17:19.370
3	<b>1:25.891</b>	-	16:18:45.261
4	<b>1:35.231</b>	+9.340	16:20:20.492
5	<b>1:33.663</b>	+7.772	16:21:54.155
6	<b>1:28.345</b>	+2.454	16:23:22.500
7	<b>1:30.120</b>	+4.229	16:24:52.620
8	<b>1:27.964</b>	+2.073	16:26:20.584
p9	<b>1:43.360</b>	+17.469	16:28:03.944

#### (81) Stephen WILKINSON

Lap	Lap Tm	Diff	Time of Day
1	-:--	-	16:16:02.058
2	<b>1:34.842</b>	+4.014	16:17:36.900
3	<b>1:32.592</b>	+1.764	16:19:09.492
4	<b>1:33.298</b>	+2.470	16:20:42.790
5	<b>1:30.828</b>	-	16:22:13.618

Lap	Lap Tm	Diff	Time of Day
6	<b>1:32.128</b>	+1.300	16:23:45.746
7	<b>1:32.658</b>	+1.830	16:25:18.404
p8	<b>1:42.833</b>	+12.005	16:27:01.237



## 70's Road Sports

Donington Park National 1.957 Miles

## Qualifying

15/04/2007 11:26

## Qualify (15:00 Time)

Pos	No.	Class	Name	Car	Best Tm	Diff	Best Spd	In Lap
1	64	A - 70s RS	Paul ANDERSON	Porsche 928	1:24.977	-	82.920	8
2	9	B - 70s RS	Julian BARTER	TVR 3000M	1:25.117	+0.140	82.783	4
3	24	B - 70s RS	Charles BARTER	Datsun 240Z	1:25.215	+0.238	82.688	8
4	27	B - 70s RS	Matthew BANNISTER	Datsun 240Z	1:26.713	+1.736	81.260	7
5	3	A - 70s RS	Paul CONWAY	Morgan Plus 8	1:26.888	+1.911	81.096	3
6	11	C - 70s SR	Rory STOCKBRIDGE	Lotus Europa	1:27.948	+2.971	80.119	9
7	54	C - 70s SR	Chris HOLLAND	Lotus 7 S4	1:28.042	+3.065	80.033	3
8	85	C - 70s SR	Tony ELLIS	Mazda RX7	1:28.354	+3.377	79.751	6
9	34	C - 70s SR	Peter SHAW	TVR Tusvan V6	1:28.871	+3.894	79.287	2
10	31	A - 70s RS	Mark BENNETT	MGB GTV8	1:29.053	+4.076	79.125	5
11	2	A - 70s RS	Adam BAGNALL	Jaguar E-Type	1:29.192	+4.215	79.001	7
12	41	C - 70s SR	Howard BENTHAM	Lotus Elan	1:29.300	+4.323	78.906	3
13	42	C - 70s SR	Ross BRAITHWAITE	Lotus Europa	1:29.389	+4.412	78.827	6
14	44	C - 70s SR	Alan HARPER	Lotus Elan S4	1:29.886	+4.909	78.391	8
15	26	B - 70s RS	Paul STAFFORD	Datsun 240Z	1:30.145	+5.168	78.166	7
16	16	A - 70s RS	Trevor ROWNEY	MGB GTV8	1:30.512	+5.535	77.849	3
17	1	D1 - 70s RS	John THOMASON	Triumph Spitfire	1:31.428	+6.451	77.069	6
18	98	D2 - 70s RS	Bob TROTTER	Ford Escort RS	1:32.017	+7.040	76.576	5
19	57	D2 - 70s RS	Mark OLDFIELD	Alfa Romeo Alfetta GTV	1:33.660	+8.683	75.233	9
20	79	D2 - 70s RS	Andy JARVIS	Porsche 924	1:33.991	+9.014	74.968	2
21	86	B - 70s RS	Christina TOTTY	TVR 3000M	1:33.996	+9.019	74.964	7
22	89	A - 70s RS	Ralph HARWOOD-PENN	MGB GTV8	1:34.412	+9.435	74.633	3
23	65	C - 70s SR	Steve COOKE	Lotus 7 S4	1:34.713	+9.736	74.396	4
24	88	B - 70s RS	Mark BOWN	TVR 3000M	1:34.773	+9.796	74.349	5
25	70	C - 70s SR	Simon ROBERTS	Lotus Esprit	1:34.839	+9.862	74.297	9
26	14	D1 - 70s RS	Jai SHARMA	Lancia Fulvia	1:36.014	+11.037	73.388	8
27	17	D2 - 70s RS	Max HAYCOCKS	Alfa Romeo 2000GTV	1:36.357	+11.380	73.127	9
28	52	D2 - 70s RS	Graham HALL	Alfa Romeo 2000 GTV	1:38.147	+13.170	71.793	9
29	78	D2 - 70s RS	Mark DUDLEY	Alfa Romeo GTV	1:38.391	+13.414	71.615	9
30	68	C - 70s SR	Chris OVERTON	Lotus 7 S4	1:38.812	+13.835	71.310	1
31	10	D1 - 70s RS	Nigel ASHLEY	Alfa Romeo GT Junior	1:39.020	+14.043	71.160	9
32	96	B - 70s RS	Nigel BARNETT	Ford Capri 3000E	1:39.828	+14.851	70.584	2
33	76	D2 - 70s RS	David ERWIN	Alfa Romeo 2000 GTV	1:40.129	+15.152	70.372	9
34	33	B - 70s RS	Clive FOSKETT	Datsun 240Z	1:42.368	+17.391	68.833	2
35	80	D2 - 70s RS	David LANE	Jensen Healey	1:44.495	+19.518	67.432	6
36	81	D2 - 70s RS	John DOBSON	Alfa Romeo 2000GTV	1:47.553	+22.576	65.514	4
37	87	C - 70s SR	Chris NUNN	Lotus Elan	2:09.019	+44.042	54.614	1

# Donington Park Historic Race Meeting

## 70's Road Sports

### Qualifying

#### Qualify (15:00 Time)

## Donington Park National 1.957 Miles

### 15/04/2007 11:26



Lap	Lap Tm	Diff	Time of Day
<b>(64) Paul ANDERSON</b>			
1	<b>1:36.904</b>	+11.927	11:28:21.611
2	<b>1:29.715</b>	+4.738	11:29:51.326
3	<b>1:27.215</b>	+2.238	11:31:18.541
4	<b>1:32.873</b>	+7.896	11:32:51.414
5	<b>1:26.498</b>	+1.521	11:34:17.912
6	<b>1:28.700</b>	+3.723	11:35:46.612
7	<b>1:25.061</b>	+0.084	11:37:11.673
8	<b>1:24.977</b>	-	11:38:36.650
9	<b>1:27.367</b>	+2.390	11:40:04.017
10	<b>1:31.019</b>	+6.042	11:41:35.036

Lap	Lap Tm	Diff	Time of Day
<b>(9) Julian BARTER</b>			
1	<b>1:40.132</b>	+15.015	11:28:44.160
2	<b>1:29.369</b>	+4.252	11:30:13.529
3	<b>1:27.912</b>	+2.795	11:31:41.441
4	<b>1:25.117</b>	-	11:33:06.558
5	<b>1:27.372</b>	+2.255	11:34:33.930
6	<b>1:27.566</b>	+2.449	11:36:01.496
7	<b>1:26.252</b>	+1.135	11:37:27.748
8	<b>1:31.069</b>	+5.952	11:38:58.817
9	<b>1:30.597</b>	+5.480	11:40:29.414
10	<b>1:27.964</b>	+2.847	11:41:57.378

Lap	Lap Tm	Diff	Time of Day
<b>(24) Charles BARTER</b>			
1	<b>1:29.787</b>	+4.572	11:28:13.524
2	<b>1:25.403</b>	+0.188	11:29:38.927
3	<b>1:40.986</b>	+15.771	11:31:19.913
4	<b>1:32.331</b>	+7.116	11:32:52.244
5	<b>1:26.035</b>	+0.820	11:34:18.279
6	<b>1:26.404</b>	+1.189	11:35:44.683
7	<b>1:25.447</b>	+0.232	11:37:10.130
8	<b>1:25.215</b>	-	11:38:35.345
9	<b>1:28.069</b>	+2.854	11:40:03.414
10	<b>1:25.231</b>	+0.016	11:41:28.645

Lap	Lap Tm	Diff	Time of Day
<b>(27) Matthew BANNISTER</b>			
1	<b>1:35.886</b>	+9.173	11:28:34.809
2	<b>1:29.746</b>	+3.033	11:30:04.555
3	<b>1:27.299</b>	+0.586	11:31:31.854
4	<b>1:29.014</b>	+2.301	11:33:00.868
5	<b>1:30.532</b>	+3.819	11:34:31.400
6	<b>1:28.616</b>	+1.903	11:36:00.016
7	<b>1:26.713</b>	-	11:37:26.729
8	<b>1:31.473</b>	+4.760	11:38:58.202
9	<b>1:37.658</b>	+10.945	11:40:35.860
10	<b>1:54.583</b>	+27.870	11:42:30.443

Lap	Lap Tm	Diff	Time of Day
<b>(3) Paul CONWAY</b>			
1	<b>1:38.060</b>	+11.172	11:28:21.120
2	<b>1:29.678</b>	+2.790	11:29:50.798
3	<b>1:26.888</b>	-	11:31:17.686
4	<b>1:30.254</b>	+3.366	11:32:47.940
5	<b>1:29.293</b>	+2.405	11:34:17.233
6	<b>1:29.034</b>	+2.146	11:35:46.267
7	<b>1:27.144</b>	+0.256	11:37:13.411
8	<b>1:27.123</b>	+0.235	11:38:40.534
9	<b>1:30.453</b>	+3.565	11:40:10.987
10	<b>1:28.506</b>	+1.618	11:41:39.493

Lap	Lap Tm	Diff	Time of Day
<b>(11) Rory STOCKBRIDGE</b>			
1	<b>1:37.621</b>	+9.673	11:28:30.037
2	<b>1:31.112</b>	+3.164	11:30:01.149
3	<b>1:28.034</b>	+0.086	11:31:29.183
4	<b>1:29.332</b>	+1.384	11:32:58.515
5	<b>1:28.481</b>	+0.533	11:34:26.996
6	<b>1:28.914</b>	+0.966	11:35:55.910
7	<b>1:30.161</b>	+2.213	11:37:26.071
8	<b>1:30.779</b>	+2.831	11:38:56.850
9	<b>1:27.948</b>	-	11:40:24.798
10	<b>1:31.710</b>	+3.762	11:41:56.508

Lap	Lap Tm	Diff	Time of Day
<b>(54) Chris HOLLAND</b>			
1	<b>1:36.821</b>	+8.779	11:28:27.983
2	<b>1:32.398</b>	+4.356	11:30:00.381
3	<b>1:28.042</b>	-	11:31:28.423
4	<b>1:29.359</b>	+1.317	11:32:57.782
5	<b>1:29.560</b>	+1.518	11:34:27.342
6	<b>1:28.086</b>	+0.044	11:35:55.428
7	<b>1:28.760</b>	+0.718	11:37:24.188
8	<b>1:31.033</b>	+2.991	11:38:55.221
9	<b>1:29.233</b>	+1.191	11:40:24.454

Lap	Lap Tm	Diff	Time of Day
<b>(85) Tony ELLIS</b>			
1	<b>1:37.428</b>	+9.074	11:28:23.374
2	<b>1:31.452</b>	+3.098	11:29:54.826
3	<b>1:28.545</b>	+0.191	11:31:23.371
4	<b>1:30.657</b>	+2.303	11:32:54.028
5	<b>1:29.020</b>	+0.666	11:34:23.048
6	<b>1:28.354</b>	-	11:35:51.402
7	<b>1:31.489</b>	+3.135	11:37:22.891
8	<b>1:29.807</b>	+1.453	11:38:52.698

Lap	Lap Tm	Diff	Time of Day
<b>(34) Peter SHAW</b>			
1	<b>1:34.199</b>	+5.328	11:28:09.746
2	<b>1:28.871</b>	-	11:29:38.617
3	<b>1:38.915</b>	+10.044	11:31:17.532
4	<b>1:34.436</b>	+5.565	11:32:51.968
5	<b>1:31.698</b>	+2.827	11:34:23.666
6	<b>1:28.900</b>	+0.029	11:35:52.566
7	<b>1:32.091</b>	+3.220	11:37:24.657
8	<b>1:40.179</b>	+11.308	11:39:04.836
9	<b>1:36.320</b>	+7.449	11:40:41.156
10	<b>1:40.431</b>	+11.560	11:42:21.587

Lap	Lap Tm	Diff	Time of Day
<b>(31) Mark BENNETT</b>			
1	<b>1:42.468</b>	+13.415	11:28:49.184
2	<b>1:38.005</b>	+8.952	11:30:27.189
3	<b>1:31.536</b>	+2.483	11:31:58.725
4	<b>1:32.681</b>	+3.628	11:33:31.406
5	<b>1:29.053</b>	-	11:35:00.459
6	<b>1:29.688</b>	+0.635	11:36:30.147
7	<b>1:30.863</b>	+1.810	11:38:01.010
8	<b>1:30.937</b>	+1.884	11:39:31.947
9	<b>1:29.437</b>	+0.384	11:41:01.384
10	<b>1:29.803</b>	+0.750	11:42:31.187

Lap	Lap Tm	Diff	Time of Day
<b>(2) Adam BAGNALL</b>			
1	<b>1:46.677</b>	+17.485	11:29:27.117
2	<b>1:35.919</b>	+6.727	11:31:03.036
3	<b>1:32.361</b>	+3.169	11:32:35.397

Lap	Lap Tm	Diff	Time of Day
4	<b>1:30.508</b>	+1.316	11:34:05.905
5	<b>1:34.412</b>	+5.220	11:35:40.317
6	<b>1:29.384</b>	+0.192	11:37:09.701
7	<b>1:29.192</b>	-	11:38:38.893
8	<b>1:33.767</b>	+4.575	11:40:12.660
9	<b>1:31.111</b>	+1.919	11:41:43.771

Lap	Lap Tm	Diff	Time of Day
<b>(41) Howard BENTHAM</b>			
1	<b>1:38.190</b>	+8.890	11:28:21.041
2	<b>1:31.029</b>	+1.729	11:29:52.070
3	<b>1:29.300</b>	-	11:31:21.370
p4	<b>1:52.405</b>	+23.105	11:33:13.775

Lap	Lap Tm	Diff	Time of Day
<b>(42) Ross BRAITHWAITE</b>			
1	<b>1:52.472</b>	+23.083	11:29:09.002
2	<b>1:35.634</b>	+6.245	11:30:44.636
3	<b>1:34.230</b>	+4.841	11:32:18.866
4	<b>1:32.928</b>	+3.539	11:33:51.794
5	<b>1:33.624</b>	+4.235	11:35:25.418
6	<b>1:29.389</b>	-	11:36:54.807
7	<b>1:30.376</b>	+0.987	11:38:25.183
8	<b>1:36.708</b>	+7.319	11:40:01.891
9	<b>1:30.020</b>	+0.631	11:41:31.911

Lap	Lap Tm	Diff	Time of Day
<b>(44) Alan HARPER</b>			
1	<b>1:43.852</b>	+13.966	11:29:00.115
2	<b>1:35.067</b>	+5.181	11:30:35.182
3	<b>1:31.739</b>	+1.853	11:32:06.921
4	<b>1:39.239</b>	+9.353	11:33:46.160
5	<b>3:02.427</b>	+1:32.541	11:36:48.587
6	<b>1:32.845</b>	+2.959	11:38:21.432
7	<b>1:33.484</b>	+3.598	11:39:54.916
8	<b>1:29.886</b>	-	11:41:24.802

Lap	Lap Tm	Diff	Time of Day
<b>(26) Paul STAFFORD</b>			
1	<b>1:50.055</b>	+19.910	11:28:48.616
2	<b>1:37.539</b>	+7.394	11:30:26.155
3	<b>1:32.336</b>	+2.191	11:31:58.491
4	<b>1:34.150</b>	+4.005	11:33:32.641
5	<b>1:31.279</b>	+1.134	11:35:03.920
6	<b>1:30.762</b>	+0.617	11:36:34.682
7	<b>1:30.145</b>	-	11:38:04.827
8	<b>1:32.149</b>	+2.004	11:39:36.976
9	<b>1:30.385</b>	+0.240	11:41:07.361
10	<b>1:32.901</b>	+2.756	11:42:40.262

Lap	Lap Tm	Diff	Time of Day
<b>(16) Trevor ROWNEY</b>			
1	<b>1:38.102</b>	+7.590	11:28:26.473
2	<b>1:33.406</b>	+2.894	11:29:59.879
3	<b>1:30.512</b>	-	11:31:30.391
4	<b>1:32.357</b>	+1.845	11:33:02.748
5	<b>1:32.203</b>	+1.691	11:34:34.951
6	<b>1:31.316</b>	+0.804	11:36:06.267

Lap	Lap Tm	Diff	Time of Day
<b>(1) John THOMASON</b>			
1	<b>1:52.141</b>	+20.713	11:28:47.314
2	<b>1:37.249</b>	+5.821	11:30:24.563
3	<b>1:33.275</b>	+1.847	11:31:57.838
4	<b>1:35.560</b>	+4.132	11:33:33.398
5	<b>1:32.565</b>	+1.137	11:35:05.963
6	<b>1:31.428</b>	-	11:36:37.391

Printed: 15/04/2007 11:44:44

Licensed to: MST Sports Timing Ltd

Chief Timekeeper

Orbits 3

Clerk of Course

www.amb-it.com

www.mylaps.com

# Donington Park Historic Race Meeting

## 70's Road Sports

### Qualifying

### Qualify (15:00 Time)

# Donington Park National 1.957 Miles

15/04/2007 11:26



Lap	Lap Tm	Diff	Time of Day
7	<b>1:33.216</b>	+1.788	11:38:10.607
8	<b>1:32.037</b>	+0.609	11:39:42.644
9	<b>1:31.605</b>	+0.177	11:41:14.249
10	<b>1:31.476</b>	+0.048	11:42:45.725

(98) Bob TROTTER

1	<b>1:47.152</b>	+15.135	11:28:43.619
2	<b>1:35.731</b>	+3.714	11:30:19.350
3	<b>1:33.413</b>	+1.396	11:31:52.763
4	<b>1:33.732</b>	+1.715	11:33:26.495
5	<b>1:32.017</b>	-	11:34:58.512
6	<b>1:32.739</b>	+0.722	11:36:31.251
7	<b>1:32.394</b>	+0.377	11:38:03.645
p8	<b>2:03.866</b>	+31.849	11:40:07.511

(57) Mark OLDFIELD

1	<b>1:49.493</b>	+15.833	11:29:03.369
2	<b>1:36.559</b>	+2.899	11:30:39.928
3	<b>1:35.133</b>	+1.473	11:32:15.061
4	<b>1:36.178</b>	+2.518	11:33:51.239
5	<b>1:35.600</b>	+1.940	11:35:26.839
6	<b>1:34.153</b>	+0.493	11:37:00.992
7	<b>1:35.730</b>	+2.070	11:38:36.722
8	<b>1:38.067</b>	+4.407	11:40:14.789
9	<b>1:33.660</b>	-	11:41:48.449

(79) Andy JARVIS

1	<b>1:34.026</b>	+0.035	11:35:09.576
2	<b>1:33.991</b>	-	11:36:43.567
3	<b>1:39.810</b>	+5.819	11:38:23.377
4	<b>2:01.236</b>	+27.245	11:40:24.613
5	<b>1:37.073</b>	+3.082	11:42:01.686

(86) Christina TOTTY

1	<b>1:45.050</b>	+11.054	11:28:24.967
2	<b>1:39.305</b>	+5.309	11:30:04.272
3	<b>1:36.478</b>	+2.482	11:31:40.750
4	<b>1:35.350</b>	+1.354	11:33:16.100
5	<b>1:34.717</b>	+0.721	11:34:50.817
6	<b>1:35.478</b>	+1.482	11:36:26.295
7	<b>1:33.996</b>	-	11:38:00.291
8	<b>1:34.669</b>	+0.673	11:39:34.960
9	<b>1:34.227</b>	+0.231	11:41:09.187
10	<b>1:35.169</b>	+1.173	11:42:44.356

(89) Ralph HARWOOD-PENN

1	<b>1:50.596</b>	+16.184	11:29:24.780
2	<b>1:39.554</b>	+5.142	11:31:04.334
3	<b>1:34.412</b>	-	11:32:38.746
4	<b>1:34.700</b>	+0.288	11:34:13.446
5	<b>1:36.505</b>	+2.093	11:35:49.951
6	<b>1:35.501</b>	+1.089	11:37:25.452
7	<b>1:37.226</b>	+2.814	11:39:02.678
8	<b>1:35.140</b>	+0.728	11:40:37.818
9	<b>1:35.440</b>	+1.028	11:42:13.258

(65) Steve COOKE

1	<b>1:52.091</b>	+17.378	11:29:13.821
2	<b>1:40.063</b>	+5.350	11:30:53.884
3	<b>1:35.131</b>	+0.418	11:32:29.015
4	<b>1:34.713</b>	-	11:34:03.728

Lap	Lap Tm	Diff	Time of Day
5	<b>1:39.183</b>	+4.470	11:35:42.911
6	<b>1:39.586</b>	+4.873	11:37:22.497
7	<b>1:37.805</b>	+3.092	11:39:00.302
8	<b>1:38.522</b>	+3.809	11:40:38.824
9	<b>1:37.644</b>	+2.931	11:42:16.468

(88) Mark BOWN

1	<b>1:48.335</b>	+13.562	11:29:30.342
2	<b>1:42.113</b>	+7.340	11:31:12.455
3	<b>1:44.011</b>	+9.238	11:32:56.466
4	<b>1:37.104</b>	+2.331	11:34:33.570
5	<b>1:34.773</b>	-	11:36:08.343
6	<b>1:36.791</b>	+2.018	11:37:45.134
7	<b>1:35.673</b>	+0.900	11:39:20.807
8	<b>1:36.176</b>	+1.403	11:40:56.983
9	<b>1:35.030</b>	+0.257	11:42:32.013

(70) Simon ROBERTS

1	<b>1:51.500</b>	+16.661	11:29:24.282
2	<b>1:46.914</b>	+12.075	11:31:11.196
3	<b>1:46.398</b>	+11.559	11:32:57.594
4	<b>1:40.225</b>	+5.386	11:34:37.819
5	<b>1:37.352</b>	+2.513	11:36:15.171
6	<b>1:35.927</b>	+1.088	11:37:51.098
7	<b>1:36.636</b>	+1.797	11:39:27.734
8	<b>1:38.362</b>	+3.523	11:41:06.096
9	<b>1:34.839</b>	-	11:42:40.935

(14) Jai SHARMA

1	<b>1:50.034</b>	+14.020	11:29:09.469
2	<b>1:40.938</b>	+4.924	11:30:50.407
3	<b>1:41.286</b>	+5.272	11:32:31.693
4	<b>1:39.951</b>	+3.937	11:34:11.644
5	<b>1:39.089</b>	+3.075	11:35:50.733
6	<b>1:39.755</b>	+3.741	11:37:30.488
7	<b>1:36.104</b>	+0.090	11:39:06.592
8	<b>1:36.014</b>	-	11:40:42.606
9	<b>1:38.765</b>	+2.751	11:42:21.371

(17) Max HAYCOCKS

1	<b>1:49.694</b>	+13.337	11:29:29.053
2	<b>1:43.877</b>	+7.520	11:31:12.930
3	<b>1:40.183</b>	+3.826	11:32:53.113
4	<b>1:37.014</b>	+0.657	11:34:30.127
5	<b>1:36.844</b>	+0.487	11:36:06.971
6	<b>1:37.587</b>	+1.230	11:37:44.558
7	<b>1:36.547</b>	+0.190	11:39:21.105
8	<b>1:37.335</b>	+0.978	11:40:58.440
9	<b>1:36.357</b>	-	11:42:34.797

(52) Graham HALL

1	<b>1:48.737</b>	+10.590	11:28:57.941
2	<b>1:42.776</b>	+4.629	11:30:40.717
3	<b>1:40.382</b>	+2.235	11:32:21.099
4	<b>1:40.262</b>	+2.115	11:34:01.361
5	<b>1:45.876</b>	+7.729	11:35:47.237
6	<b>1:43.288</b>	+5.141	11:37:30.525
7	<b>1:38.907</b>	+0.760	11:39:09.432
8	<b>1:38.169</b>	+0.022	11:40:47.601
9	<b>1:38.147</b>	-	11:42:25.748

(78) Mark DUDLEY

1	<b>1:49.662</b>	+11.271	11:28:41.232
2	<b>1:46.011</b>	+7.620	11:30:27.243
3	<b>1:41.974</b>	+3.583	11:32:09.217
4	<b>1:42.212</b>	+3.821	11:33:51.429
5	<b>1:40.662</b>	+2.271	11:35:32.091
6	<b>1:39.751</b>	+1.360	11:37:11.842
7	<b>1:38.915</b>	+0.524	11:38:50.757
8	<b>1:39.671</b>	+1.280	11:40:30.428
9	<b>1:38.391</b>	-	11:42:08.819

(68) Chris OVERTON

1	<b>1:38.812</b>	-	11:28:25.704
---	-----------------	---	--------------

(10) Nigel ASHLEY

1	<b>1:50.298</b>	+11.278	11:29:17.144
2	<b>1:42.909</b>	+3.889	11:31:00.053
3	<b>1:41.575</b>	+2.555	11:32:41.628
4	<b>1:41.549</b>	+2.529	11:34:23.177
5	<b>1:40.132</b>	+1.112	11:36:03.309
6	<b>1:40.902</b>	+1.882	11:37:44.211
7	<b>1:41.549</b>	+2.529	11:39:25.760
8	<b>1:40.883</b>	+1.863	11:41:06.643
9	<b>1:39.020</b>	-	11:42:45.663

(96) Nigel BARNETT

1	<b>1:48.288</b>	+8.460	11:28:50.602
2	<b>1:39.828</b>	-	11:30:30.430
3	<b>1:42.590</b>	+2.762	11:32:13.020
4	<b>1:44.984</b>	+5.156	11:33:58.004
5	<b>1:51.733</b>	+11.905	11:35:49.737
6	<b>1:44.659</b>	+4.831	11:37:34.396
7	<b>1:42.848</b>	+3.020	11:39:17.244
p8	<b>1:54.413</b>	+14.585	11:41:11.657

(76) David ERWIN

1	<b>1:50.486</b>	+10.357	11:29:18.859
2	<b>1:41.865</b>	+1.736	11:31:00.724
3	<b>1:42.402</b>	+2.273	11:32:43.126
4	<b>1:42.013</b>	+1.884	11:34:25.139
5	<b>1:40.791</b>	+0.662	11:36:05.930
6	<b>1:40.138</b>	+0.009	11:37:46.068
7	<b>1:40.520</b>	+0.391	11:39:26.588
8	<b>1:40.625</b>	+0.496	11:41:07.213
9	<b>1:40.129</b>	-	11:42:47.342

(33) Clive FOSKETT

1	<b>1:47.033</b>	+4.665	11:29:12.416
2	<b>1:42.368</b>	-	11:30:54.784
3	<b>1:43.243</b>	+0.875	11:32:38.027

(80) David LANE

1	<b>1:51.970</b>	+7.475	11:29:22.618
2	<b>1:47.217</b>	+2.722	11:31:09.835
3	<b>1:46.009</b>	+1.514	11:32:55.844
4	<b>1:47.477</b>	+2.982	11:34:43.321
5	<b>1:45.755</b>	+1.260	11:36:29.076
6	<b>1:44.495</b>	-	11:38:13.571
7	<b>1:45.959</b>	+1.464	11:39:59.530
8	<b>1:50.227</b>	+5.732	11:41:49.757

Printed: 15/04/2007 11:44:44

Licensed to: MST Sports Timing Ltd

Chief Timekeeper  
Clerk of Course

Orbits 3  
www.amb-it.com  
www.mylaps.com

Donington Park Historic Race Meeting


70's Road Sports

Donington Park National 1.957 Miles

Qualifying

15/04/2007 11:26

Qualify (15:00 Time)



Lap	Lap Tm	Diff	Time of Day
<b>(81) John DOBSON</b>			
1	<b>1:52.501</b>	+4.948	11:29:22.098
2	<b>1:50.170</b>	+2.617	11:31:12.268
3	<b>1:51.988</b>	+4.435	11:33:04.256
4	<b>1:47.553</b>	-	11:34:51.809
5	<b>1:47.830</b>	+0.277	11:36:39.639
6	<b>1:49.190</b>	+1.637	11:38:28.829
7	<b>1:51.788</b>	+4.235	11:40:20.617
8	<b>1:47.740</b>	+0.187	11:42:08.357
<b>(87) Chris NUNN</b>			
1	<b>2:09.019</b>	-	11:36:00.779
2	<b>2:13.646</b>	+4.627	11:38:14.425
3	<b>2:16.317</b>	+7.298	11:40:30.742
4	<b>2:10.143</b>	+1.124	11:42:40.885
<b>(49) Terry KENYON</b>			
1	<b>2:45.848</b>	-	11:29:58.386
2	<b>3:38.854</b>	+53.006	11:33:37.240
p3	<b>3:40.805</b>	+54.957	11:37:18.045

Lap Lap Tm Diff Time of Day

Lap Lap Tm Diff Time of Day

70's Road Sports

Donington Park National 1.957 Miles

Qualifying

15/04/2007 11:26

Qualify (15:00 Time)

Pos	No.	Class	Name	Car	Best Tm	Diff	Best Spd	In Lap
38	49	D1 - 70s RS	Terry KENYON	Alfa Romeo 1600 Gt Junior	2:45.848	+1:20.871	42.486	1

Donington Park Historic Race Meeting

70's Road Sports

Donington Park National 1.957 Miles

Race 7

15/04/2007 16:30

Race (15:00 Time)

12

[1:34.713]

[65] Steve COOKE

23

[1:33.996]

[86] Christina TOTTY

11

21

[1:33.660]

[57] Mark OLDFIELD

10

19

[1:31.428]

[1] John THOMASON

9

17

[1:30.145]

[26] Paul STAFFORD

8

15

[1:29.389]

[42] Ross BRAITHWAITE

7

13

[1:29.192]

[2] Adam BAGNALL

6

11

[1:28.871]

[34] Peter SHAW

5

9

[1:28.042]

[54] Chris HOLLAND

4

7

[1:26.888]

[3] Paul CONWAY

3

5

[1:25.215]

[24] Charles BARTER

2

3

[1:24.977]

[64] Paul ANDERSON

1

1

[1:34.773]

[88] Mark BOWN

24

[1:34.412]

[89] Ralph HARWOOD-PENN

22

[1:33.991]

[79] Andy JARVIS

20

[1:32.017]

[98] Bob TROTTER

18

[1:30.512]

[16] Trevor ROWNEY

16

[1:29.886]

[44] Alan HARPER

14

[1:29.300]

[41] Howard BENTHAM

12

[1:29.053]

[31] Mark BENNETT

10

[1:28.354]

[85] Tony ELLIS

8

[1:27.948]

[11] Rory STOCKBRIDGE

6

[1:26.713]


[27] Matthew BANNISTER

4

[1:25.117]

[9] Julian BARTER

2



19  
18  
17  
16  
15  
14  
13

[2:09.019]  
[87] Chris NUNN

---

**37**  
[1:44.495]  
[80] David LANE

---

**35**  
[1:40.129]  
[76] David ERWIN

---

**33**  
[1:39.020]  
[10] Nigel ASHLEY

---

**31**  
[1:38.391]  
[78] Mark DUDLEY

---

**29**  
[1:36.357]  
[17] Max HAYCOCKS

---

**27**  
[1:34.839]  
[70] Simon ROBERTS

---

**25**

[2:45.848]  
[49] Terry KENYON

---

**38**  
[1:47.553]  
[81] John DOBSON

---

**36**  
[1:42.368]  
[33] Clive FOSKETT

---

**34**  
[1:39.828]  
[96] Nigel BARNETT

---

**32**  
[1:38.812]  
[68] Chris OVERTON

---

**30**  
[1:38.147]  
[52] Graham HALL

---

**28**  
[1:36.014]  
[14] Jai SHARMA

---

**26**



## 70's Road Sports

## Donington Park National 1.957 Miles

## Race 7

15/04/2007 16:42

## Race (15:00 Time)

Pos	No.	Class	Name	Car	Laps	Total Tm	Avg. Speed	Diff	Gap	Best Tm	In Lap	Best Spd
1	24	B - 70s RS	Charles BARTER	Datsun 240Z	11	15:49.243	81.654	-	-	1:24.996	5	82.901
2	64	A - 70s RS	Paul ANDERSON	Porsche 928	11	15:49.697	81.615	+0.454	+0.454	1:24.978	4	82.919
3	9	B - 70s RS	Julian BARTER	TVR 3000M	11	15:53.319	81.304	+4.076	+3.622	1:24.976	4	82.921
4	3	A - 70s RS	Paul CONWAY	Morgan Plus 8	11	16:11.640	79.771	+22.397	+18.321	1:26.778	2	81.199
5	34	C - 70s SR	Peter SHAW	TVR Tusvan V6	11	16:30.393	78.261	+41.150	+18.753	1:26.950	5	81.038
6	11	C - 70s SR	Rory STOCKBRIDG	Lotus Europa	11	16:31.239	78.194	+41.996	+0.846	1:26.913	5	81.073
7	44	C - 70s SR	Alan HARPER	Lotus Elan S4	11	16:44.418	77.168	+55.175	+13.179	1:29.106	8	79.078
8	31	A - 70s RS	Mark BENNETT	MGB GTV8	11	16:46.752	76.989	+57.509	+2.334	1:29.073	3	79.107
9	42	C - 70s SR	Ross BRAITHWAIT	Lotus Europa	11	16:47.048	76.967	+57.805	+0.296	1:29.015	5	79.158
10	16	A - 70s RS	Trevor ROWNEY	MGB GTV8	11	16:47.246	76.951	+58.003	+0.198	1:29.251	2	78.949
11	26	B - 70s RS	Paul STAFFORD	Datsun 240Z	11	16:48.768	76.835	+59.525	+1.522	1:29.621	2	78.623
12	85	C - 70s SR	Tony ELLIS	Mazda RX7	11	16:51.837	76.602	+1:02.594	+3.069	1:27.361	5	80.657
13	65	C - 70s SR	Steve COOKE	Lotus 7 S4	11	17:04.881	75.627	+1:15.638	+13.044	1:30.324	5	78.011
14	1	D1 - 70s R	John THOMASON	Triumph Spitfire	11	17:05.329	75.594	+1:16.086	+0.448	1:31.315	4	77.165
15	98	D2 - 70s R	Bob TROTTER	Ford Escort RS	11	17:09.050	75.321	+1:19.807	+3.721	1:31.795	6	76.761
16	96	B - 70s RS	Nigel BARNETT	Ford Capri 3000E	11	17:24.176	74.230	+1:34.933	+15.126	1:32.174	8	76.445
17	88	B - 70s RS	Mark BOWN	TVR 3000M	10	15:49.399	74.218	1 Lap	1 Lap	1:31.309	7	77.170
18	68	C - 70s SR	Chris OVERTON	Lotus 7 S4	10	15:51.865	74.026	+2.466	+2.466	1:31.659	8	76.875
19	86	B - 70s RS	Christina TOTTY	TVR 3000M	10	15:58.570	73.508	+9.171	+6.705	1:33.286	5	75.534
20	17	D2 - 70s R	Max HAYCOCKS	Alfa Romeo 2000i	10	16:18.885	71.983	+29.486	+20.315	1:33.082	7	75.700
21	79	D2 - 70s R	Andy JARVIS	Porsche 924	10	16:30.636	71.129	+41.237	+11.751	1:33.084	4	75.698
22	14	D1 - 70s R	Jai SHARMA	Lancia Fulvia	10	16:35.356	70.792	+45.957	+4.720	1:35.798	3	73.554
23	52	D2 - 70s R	Graham HALL	Alfa Romeo 2000	10	16:46.975	69.975	+57.576	+11.619	1:37.249	6	72.456
24	78	D2 - 70s R	Mark DUDLEY	Alfa Romeo GTV	10	16:48.289	69.884	+58.890	+1.314	1:38.348	7	71.646
25	76	D2 - 70s R	David ERWIN	Alfa Romeo 2000	10	16:56.206	69.339	+1:06.807	+7.917	1:38.407	8	71.603
26	80	D2 - 70s R	David LANE	Jensen Healey	10	17:10.004	68.410	+1:20.605	+13.798	1:38.633	3	71.439
27	87	C - 70s SR	Chris NUNN	Lotus Elan	8	16:57.689	55.390	3 Laps	2 Laps	2:02.672	8	57.440

## Not classified (80% = 8 Laps)

28	2	A - 70s RS	Adam BAGNALL	Jaguar E-Type	7	16:45.112	49.073	4 Laps	1 Lap	1:27.408	4	80.614
DNF	41	C - 70s SR	Howard BENTHAM	Lotus Elan	9	14:06.187	74.944	-	-	1:29.300	2	78.906
DNF	57	D2 - 70s R	Mark OLDFIELD	Alfa Romeo Alfett	7	11:17.382	72.816	-	-	1:33.331	7	75.498
DNF	81	D2 - 70s R	John DOBSON	Alfa Romeo 2000i	7	12:40.817	64.830	-	-	1:43.891	2	67.824
DNF	27	B - 70s RS	Matthew BANNIST	Datsun 240Z	5	7:22.149	79.682	-	-	1:26.517	3	81.444
DNF	70	C - 70s SR	Simon ROBERTS	Lotus Esprit	5	8:08.039	72.190	-	-	1:34.304	3	74.719
DNF	49	D1 - 70s R	Terry KENYON	Alfa Romeo 1600	2	4:39.392	50.440	-	-	2:31.480	2	46.516
DNF	89	A - 70s RS	Ralph HARWOOD-F	MGB GTV8	1	1:40.866	69.858	-	-	---	1	-

Margin of Victory	Avg. Speed	Best Lap Tm	Best Spd	Best Lap by
+0.454	81.654	1:24.976	82.921	[9] Julian BARTER



70's Road Sports

Donington Park National 1.957 Miles

Race 7

15/04/2007 16:42

Race (15:00 Time)

Competitors	Laps											
	1	2	3	4	5	6	7	8	9	10	11	
Paul ANDERSON (64)	1	64	24	24	24	24	24	24	24	24	24	24
Charles BARTER (24)	2	24	64	64	64	64	64	64	64	64	64	64
Julian BARTER (9)	3	9	9	9	9	9	9	9	9	9	9	9
Matthew BANNISTER (27)	4	27	27	27	27	3	3	3	3	3	3	3
Paul CONWAY (3)	5	3	3	3	3	27	34	34	34	34	34	34
Rory STOCKBRIDGE (11)	6	11	11	34	34	34	11	85	85	11	11	11
Peter SHAW (34)	7	34	34	11	11	11	85	11	11	44	44	44
Mark BENNETT (31)	8	31	31	31	31	31	31	31	44	31	31	31
Alan HARPER (44)	9	44	44	44	44	44	44	31	42	42	42	42
Howard BENTHAM (41)	10	41	41	41	41	85	42	42	42	16	16	16
Trevor ROWNEY (16)	11	16	16	16	16	41	41	16	16	26	26	26
Ross BRAITHWAITE (42)	12	42	42	42	42	42	16	41	26	85	85	85
Paul STAFFORD (26)	13	26	26	26	85	16	26	26	41	65	65	65
John THOMASON (1)	14	1	85	85	26	26	1	65	65	1	1	1
Ralph HARWOOD-PENN (89)	15	89	1	1	1	1	65	1	1	98	98	98
Bob TROTTER (98)	16	98	98	98	98	98	98	98	98	41	96	96
Adam BAGNALL (2)	17	2	65	65	65	65	96	96	96	96	88	88
Steve COOKE (65)	18	65	96	96	96	96	68	68	68	68	68	68
Tony ELLIS (85)	19	85	86	68	68	68	88	88	88	88	88	86
Christina TOTTY (86)	20	86	88	86	88	88	86	86	86	86	17	17
Mark OLDFIELD (57)	21	57	57	88	86	86	57	57	17	17	79	79
Nigel BARNETT (96)	22	96	68	70	70	70	17	17	79	79	14	14
Mark BOWN (88)	23	88	70	57	57	57	14	14	14	14	52	52
Simon ROBERTS (70)	24	70	17	17	17	17	79	79	52	52	78	78
Chris OVERTON (68)	25	68	14	14	14	14	52	52	78	78	76	76
Max HAYCOCKS (17)	26	17	52	79	79	79	78	78	76	76	80	80
Jai SHARMA (14)	27	14	78	52	52	52	76	76	80	80		
Mark DUDLEY (78)	28	78	79	78	78	78	80	80	87	87		
Graham HALL (52)	29	52	76	76	76	76	81	81				
David ERWIN (76)	30	76	80	80	80	80	87	87				
David LANE (80)	31	80	2	81	81	81	2	2				
Andy JARVIS (79)	32	79	81	87	87	87						
John DOBSON (81)	33	81	87	2	2	2						
Terry KENYON (49)	34	49	49									
Chris NUNN (87)	35	87										

# Donington Park Historic Race Meeting

## 70's Road Sports

## Donington Park National 1.957 Miles

### Race 7

15/04/2007 16:42

### Race (15:00 Time)

Lap	Lap Tm	Diff	Time of Day
<b>(24) Charles BARTER</b>			
1	-:--		16:44:02.845
2	<b>1:25.460</b>	+0.464	16:45:28.305
3	<b>1:25.331</b>	+0.335	16:46:53.636
4	<b>1:25.382</b>	+0.386	16:48:19.018
5	<b>1:24.996</b>	-	16:49:44.014
6	<b>1:25.001</b>	+0.005	16:51:09.015
7	<b>1:26.536</b>	+1.540	16:52:35.551
8	<b>1:25.112</b>	+0.116	16:54:00.663
9	<b>1:27.039</b>	+2.043	16:55:27.702
10	<b>1:27.826</b>	+2.830	16:56:55.528
11	<b>1:26.705</b>	+1.709	16:58:22.233

<b>(64) Paul ANDERSON</b>			
1	-:--		16:44:02.365
2	<b>1:26.896</b>	+1.918	16:45:29.261
3	<b>1:25.312</b>	+0.334	16:46:54.573
4	<b>1:24.978</b>	-	16:48:19.551
5	<b>1:25.442</b>	+0.464	16:49:44.993
6	<b>1:25.127</b>	+0.149	16:51:10.120
7	<b>1:26.156</b>	+1.178	16:52:36.276
8	<b>1:25.018</b>	+0.040	16:54:01.294
9	<b>1:27.569</b>	+2.591	16:55:28.863
10	<b>1:27.661</b>	+2.683	16:56:56.524
11	<b>1:26.163</b>	+1.185	16:58:22.687

<b>(9) Julian BARTER</b>			
1	-:--		16:44:04.704
2	<b>1:25.170</b>	+0.194	16:45:29.874
3	<b>1:25.489</b>	+0.513	16:46:55.363
4	<b>1:24.976</b>	-	16:48:20.339
5	<b>1:26.872</b>	+1.896	16:49:47.211
6	<b>1:25.582</b>	+0.606	16:51:12.793
7	<b>1:26.260</b>	+1.284	16:52:39.053
8	<b>1:25.806</b>	+0.830	16:54:04.859
9	<b>1:26.195</b>	+1.219	16:55:31.054
10	<b>1:27.761</b>	+2.785	16:56:58.815
11	<b>1:27.494</b>	+2.518	16:58:26.309

<b>(3) Paul CONWAY</b>			
1	-:--		16:44:05.903
2	<b>1:26.778</b>	-	16:45:32.681
3	<b>1:27.638</b>	+0.860	16:47:00.319
4	<b>1:26.951</b>	+0.173	16:48:27.270
5	<b>1:27.083</b>	+0.305	16:49:54.353
6	<b>1:27.105</b>	+0.327	16:51:21.458
7	<b>1:27.179</b>	+0.401	16:52:48.637
8	<b>1:27.713</b>	+0.935	16:54:16.350
9	<b>1:29.155</b>	+2.377	16:55:45.505
10	<b>1:29.673</b>	+2.895	16:57:15.178
11	<b>1:29.452</b>	+2.674	16:58:44.630

<b>(34) Peter SHAW</b>			
1	-:--		16:44:07.434
2	<b>1:28.238</b>	+1.288	16:45:35.672
3	<b>1:27.895</b>	+0.945	16:47:03.567
4	<b>1:27.624</b>	+0.674	16:48:31.191
5	<b>1:26.950</b>	-	16:49:58.141
6	<b>1:30.149</b>	+3.199	16:51:28.290
7	<b>1:29.290</b>	+2.340	16:52:57.580
8	<b>1:29.861</b>	+2.911	16:54:27.441
9	<b>1:32.856</b>	+5.906	16:56:00.297
10	<b>1:30.756</b>	+3.806	16:57:31.053
11	<b>1:32.330</b>	+5.380	16:59:03.383

Lap	Lap Tm	Diff	Time of Day
<b>(11) Rory STOCKBRIDGE</b>			
1	-:--		16:44:06.222
2	<b>1:28.319</b>	+1.406	16:45:34.541
3	<b>1:29.318</b>	+2.405	16:47:03.859
4	<b>1:27.651</b>	+0.738	16:48:31.510
5	<b>1:26.913</b>	-	16:49:58.423
6	<b>1:37.475</b>	+10.562	16:51:35.898
7	<b>1:29.233</b>	+2.320	16:53:05.131
8	<b>1:27.512</b>	+0.599	16:54:32.643
9	<b>1:31.462</b>	+4.549	16:56:04.105
10	<b>1:29.963</b>	+3.050	16:57:34.068
11	<b>1:30.161</b>	+3.248	16:59:04.229

<b>(44) Alan HARPER</b>			
1	-:--		16:44:09.409
2	<b>1:29.514</b>	+0.408	16:45:38.923
3	<b>1:29.155</b>	+0.049	16:47:08.078
4	<b>1:29.221</b>	+0.115	16:48:37.299
5	<b>1:29.791</b>	+0.685	16:50:07.090
6	<b>1:30.233</b>	+1.127	16:51:37.323
7	<b>1:31.926</b>	+2.820	16:53:09.249
8	<b>1:29.106</b>	-	16:54:38.355
9	<b>1:33.282</b>	+4.176	16:56:11.637
10	<b>1:33.072</b>	+3.966	16:57:44.709
11	<b>1:32.699</b>	+3.593	16:59:17.408

<b>(31) Mark BENNETT</b>			
1	-:--		16:44:08.759
2	<b>1:29.866</b>	+0.793	16:45:38.625
3	<b>1:29.073</b>	-	16:47:07.698
4	<b>1:29.278</b>	+0.205	16:48:36.976
5	<b>1:29.805</b>	+0.732	16:50:06.781
6	<b>1:30.167</b>	+1.094	16:51:36.948
7	<b>1:30.729</b>	+1.656	16:53:07.677
8	<b>1:30.885</b>	+1.812	16:54:38.562
9	<b>1:34.081</b>	+5.008	16:56:12.643
10	<b>1:32.784</b>	+3.711	16:57:45.427
11	<b>1:34.315</b>	+5.242	16:59:19.742

<b>(42) Ross BRAITHWAITE</b>			
1	-:--		16:44:10.786
2	<b>1:29.114</b>	+0.099	16:45:39.900
3	<b>1:30.187</b>	+1.172	16:47:10.087
4	<b>1:29.847</b>	+0.832	16:48:39.934
5	<b>1:29.015</b>	-	16:50:08.949
6	<b>1:29.578</b>	+0.563	16:51:38.527
7	<b>1:31.531</b>	+2.516	16:53:10.058
8	<b>1:29.574</b>	+0.559	16:54:39.632
9	<b>1:33.974</b>	+4.959	16:56:13.606
10	<b>1:33.646</b>	+4.631	16:57:47.252
11	<b>1:32.786</b>	+3.771	16:59:20.038

<b>(16) Trevor ROWNEY</b>			
1	-:--		16:44:10.384
2	<b>1:29.251</b>	-	16:45:39.635
3	<b>1:30.299</b>	+1.048	16:47:09.934
4	<b>1:29.814</b>	+0.563	16:48:39.748
5	<b>1:30.257</b>	+1.006	16:50:10.005
6	<b>1:29.618</b>	+0.367	16:51:39.623
7	<b>1:31.238</b>	+1.987	16:53:10.861
8	<b>1:30.490</b>	+1.239	16:54:41.351
9	<b>1:32.936</b>	+3.685	16:56:14.287
10	<b>1:33.466</b>	+4.215	16:57:47.753
11	<b>1:32.483</b>	+3.232	16:59:20.236

<b>(26) Paul STAFFORD</b>			
---------------------------	--	--	--

Lap	Lap Tm	Diff	Time of Day
1	-:--		16:44:11.594
2	<b>1:29.621</b>	-	16:45:41.215
3	<b>1:29.621</b>	-	16:47:10.836
4	<b>1:31.836</b>	+2.215	16:48:42.672
5	<b>1:29.904</b>	+0.283	16:50:12.576
6	<b>1:30.292</b>	+0.671	16:51:42.868
7	<b>1:30.126</b>	+0.505	16:53:12.994
8	<b>1:30.483</b>	+0.862	16:54:43.477
9	<b>1:31.702</b>	+2.081	16:56:15.179
10	<b>1:32.709</b>	+3.088	16:57:47.888
11	<b>1:33.870</b>	+4.249	16:59:21.758

<b>(85) Tony ELLIS</b>			
1	-:--		16:44:16.716
2	<b>1:27.603</b>	+0.242	16:45:44.319
3	<b>1:27.466</b>	+0.105	16:47:11.785
4	<b>1:28.608</b>	+1.247	16:48:40.393
5	<b>1:27.361</b>	-	16:50:07.754
6	<b>1:28.410</b>	+1.049	16:51:36.164
7	<b>1:27.918</b>	+0.557	16:53:04.082
8	<b>1:27.842</b>	+0.481	16:54:31.924
9	<b>1:52.218</b>	+24.857	16:56:24.142
10	<b>1:31.440</b>	+4.079	16:57:55.582
11	<b>1:29.245</b>	+1.884	16:59:24.827

<b>(65) Steve COOKE</b>			
1	-:--		16:44:16.653
2	<b>1:33.564</b>	+3.240	16:45:50.217
3	<b>1:32.323</b>	+1.999	16:47:22.540
4	<b>1:31.082</b>	+0.758	16:48:53.622
5	<b>1:30.324</b>	-	16:50:23.946
6	<b>1:30.495</b>	+0.171	16:51:54.441
7	<b>1:30.449</b>	+0.125	16:53:24.890
8	<b>1:31.572</b>	+1.248	16:54:56.462
9	<b>1:35.591</b>	+5.267	16:56:32.053
10	<b>1:33.449</b>	+3.125	16:58:05.502
11	<b>1:32.369</b>	+2.045	16:59:37.871

<b>(1) John THOMASON</b>			
1	-:--		16:44:13.023
2	<b>1:32.886</b>	+1.571	16:45:45.909
3	<b>1:32.374</b>	+1.059	16:47:18.283
4	<b>1:31.315</b>	-	16:48:49.598
5	<b>1:31.406</b>	+0.091	16:50:21.004
6	<b>1:31.651</b>	+0.336	16:51:52.655
7	<b>1:32.630</b>	+1.315	16:53:25.285
8	<b>1:32.718</b>	+1.403	16:54:58.003
9	<b>1:34.967</b>	+3.652	16:56:32.970
10	<b>1:33.319</b>	+2.004	16:58:06.289
11	<b>1:32.030</b>	+0.715	16:59:38.319

<b>(98) Bob TROTTER</b>			
1	-:--		16:44:14.247
2	<b>1:32.241</b>	+0.446	16:45:46.488
3	<b>1:32.242</b>	+0.447	16:47:18.730
4	<b>1:31.887</b>	+0.092	16:48:50.617
5	<b>1:32.674</b>	+0.879	16:50:23.291
6	<b>1:31.795</b>	-	16:51:55.086
7	<b>1:32.312</b>	+0.517	16:53:27.398
8	<b>1:32.670</b>	+0.875	16:55:00.068
9	<b>1:34.293</b>	+2.498	16:56:34.361
10	<b>1:33.456</b>	+1.661	16:58:07.817
11	<b>1:34.223</b>	+2.428	16:59:42.040

<b>(96) Nigel BARNETT</b>			
1	-:--		16:44:18.552

# Donington Park Historic Race Meeting

## 70's Road Sports

## Donington Park National 1.957 Miles

### Race 7

15/04/2007 16:42

### Race (15:00 Time)

Lap	Lap Tm	Diff	Time of Day
2	<b>1:35.029</b>	+2.855	16:45:53.581
3	<b>1:32.461</b>	+0.287	16:47:26.042
4	<b>1:33.110</b>	+0.936	16:48:59.152
5	<b>1:32.980</b>	+0.806	16:50:32.132
6	<b>1:33.771</b>	+1.597	16:52:05.903
7	<b>1:32.203</b>	+0.029	16:53:38.106
8	<b>1:32.174</b>	-	16:55:10.280
9	<b>1:34.288</b>	+2.114	16:56:44.568
10	<b>1:34.983</b>	+2.809	16:58:19.551
11	<b>1:37.615</b>	+5.441	16:59:57.166

(88) Mark BOWN

Lap	Lap Tm	Diff	Time of Day
1	-:--	-	16:44:19.429
2	<b>1:35.648</b>	+4.339	16:45:55.077
3	<b>1:35.650</b>	+4.341	16:47:30.727
4	<b>1:34.017</b>	+2.708	16:49:04.744
5	<b>1:32.237</b>	+0.928	16:50:36.981
6	<b>1:31.874</b>	+0.565	16:52:08.855
7	<b>1:31.309</b>	-	16:53:40.164
8	<b>1:32.110</b>	+0.801	16:55:12.274
9	<b>1:33.633</b>	+2.324	16:56:45.907
10	<b>1:36.482</b>	+5.173	16:58:22.389

(68) Chris OVERTON

Lap	Lap Tm	Diff	Time of Day
1	-:--	-	16:44:21.727
2	<b>1:34.539</b>	+2.880	16:45:56.266
3	<b>1:33.461</b>	+1.802	16:47:29.727
4	<b>1:33.131</b>	+1.472	16:49:02.858
5	<b>1:32.271</b>	+0.612	16:50:35.129
6	<b>1:32.130</b>	+0.471	16:52:07.259
7	<b>1:32.017</b>	+0.358	16:53:39.276
8	<b>1:31.659</b>	-	16:55:10.935
9	<b>1:34.729</b>	+3.070	16:56:45.664
10	<b>1:39.191</b>	+7.532	16:58:24.855

(86) Christina TOTTY

Lap	Lap Tm	Diff	Time of Day
1	-:--	-	16:44:17.427
2	<b>1:37.092</b>	+3.806	16:45:54.519
3	<b>1:35.435</b>	+2.149	16:47:29.954
4	<b>1:35.672</b>	+2.386	16:49:05.626
5	<b>1:33.286</b>	-	16:50:38.912
6	<b>1:33.353</b>	+0.067	16:52:12.265
7	<b>1:33.292</b>	+0.006	16:53:45.557
8	<b>1:34.066</b>	+0.780	16:55:19.623
9	<b>1:37.030</b>	+3.744	16:56:56.653
10	<b>1:34.907</b>	+1.621	16:58:31.560

(17) Max HAYCOCKS

Lap	Lap Tm	Diff	Time of Day
1	-:--	-	16:44:22.101
2	<b>1:36.180</b>	+3.098	16:45:58.281
3	<b>1:35.499</b>	+2.417	16:47:33.780
4	<b>1:35.091</b>	+2.009	16:49:08.871
5	<b>1:34.781</b>	+1.699	16:50:43.652
6	<b>1:34.811</b>	+1.729	16:52:18.463
7	<b>1:33.082</b>	-	16:53:51.545
8	<b>1:36.567</b>	+3.485	16:55:28.112
9	<b>1:43.267</b>	+10.185	16:57:11.379
10	<b>1:40.496</b>	+7.414	16:58:51.875

(79) Andy JARVIS

Lap	Lap Tm	Diff	Time of Day
1	-:--	-	16:44:29.147
2	<b>1:36.314</b>	+3.230	16:46:05.461
3	<b>1:35.643</b>	+2.559	16:47:41.104
4	<b>1:33.084</b>	-	16:49:14.188
5	<b>1:45.302</b>	+12.218	16:50:59.490
6	<b>1:35.948</b>	+2.864	16:52:35.438

Lap	Lap Tm	Diff	Time of Day
7	<b>1:34.832</b>	+1.748	16:54:10.270
8	<b>1:36.012</b>	+2.928	16:55:46.282
9	<b>1:34.005</b>	+0.921	16:57:20.287
10	<b>1:43.339</b>	+10.255	16:59:03.626

(14) Jai SHARMA

Lap	Lap Tm	Diff	Time of Day
1	-:--	-	16:44:22.935
2	<b>1:36.016</b>	+0.218	16:45:58.951
3	<b>1:35.798</b>	-	16:47:34.749
4	<b>1:35.934</b>	+0.136	16:49:10.683
5	<b>1:38.172</b>	+2.374	16:50:48.855
6	<b>1:39.798</b>	+4.000	16:52:28.653
7	<b>1:40.888</b>	+5.090	16:54:09.541
8	<b>1:37.822</b>	+2.024	16:55:47.363
9	<b>1:40.225</b>	+4.427	16:57:27.588
10	<b>1:40.758</b>	+4.960	16:59:08.346

(52) Graham HALL

Lap	Lap Tm	Diff	Time of Day
1	-:--	-	16:44:25.006
2	<b>1:39.654</b>	+2.405	16:46:04.660
3	<b>1:39.692</b>	+2.443	16:47:44.352
4	<b>1:38.036</b>	+0.787	16:49:22.388
5	<b>1:38.816</b>	+1.567	16:51:01.204
6	<b>1:37.249</b>	-	16:52:38.453
7	<b>1:37.797</b>	+0.548	16:54:16.250
8	<b>1:40.671</b>	+3.422	16:55:56.921
9	<b>1:40.556</b>	+3.307	16:57:37.477
10	<b>1:42.488</b>	+5.239	16:59:19.965

(78) Mark DUDLEY

Lap	Lap Tm	Diff	Time of Day
1	-:--	-	16:44:24.606
2	<b>1:40.583</b>	+2.235	16:46:05.189
3	<b>1:40.160</b>	+1.812	16:47:45.349
4	<b>1:38.679</b>	+0.331	16:49:24.028
5	<b>1:39.902</b>	+1.554	16:51:03.930
6	<b>1:39.829</b>	+1.481	16:52:43.759
7	<b>1:38.348</b>	-	16:54:22.107
8	<b>1:40.468</b>	+2.120	16:56:02.575
9	<b>1:38.783</b>	+0.435	16:57:41.358
10	<b>1:39.921</b>	+1.573	16:59:21.279

(76) David ERWIN

Lap	Lap Tm	Diff	Time of Day
1	-:--	-	16:44:25.471
2	<b>1:40.549</b>	+2.142	16:46:06.020
3	<b>1:39.986</b>	+1.579	16:47:46.006
4	<b>1:38.786</b>	+0.379	16:49:24.792
5	<b>1:39.551</b>	+1.144	16:51:04.343
6	<b>1:39.838</b>	+1.431	16:52:44.181
7	<b>1:43.352</b>	+4.945	16:54:27.533
8	<b>1:38.407</b>	-	16:56:05.940
9	<b>1:40.956</b>	+2.549	16:57:46.896
10	<b>1:42.300</b>	+3.893	16:59:29.196

(80) David LANE

Lap	Lap Tm	Diff	Time of Day
1	-:--	-	16:44:26.730
2	<b>1:41.329</b>	+2.696	16:46:08.059
3	<b>1:38.633</b>	-	16:47:46.692
4	<b>1:38.903</b>	+0.270	16:49:25.595
5	<b>1:40.213</b>	+1.580	16:51:05.808
6	<b>1:41.692</b>	+3.059	16:52:47.500
7	<b>1:40.981</b>	+2.348	16:54:28.481
8	<b>1:42.979</b>	+4.346	16:56:11.460
9	<b>1:47.384</b>	+8.751	16:57:58.844
10	<b>1:44.150</b>	+5.517	16:59:42.994

(87) Chris NUNN

Lap	Lap Tm	Diff	Time of Day
1	-:--	-	16:44:25.455
2	<b>2:06.406</b>	+3.734	16:47:01.861
3	<b>2:05.924</b>	+3.252	16:49:07.785
4	<b>2:07.036</b>	+4.364	16:51:14.821
5	<b>2:05.913</b>	+3.241	16:53:20.734
6	<b>2:03.794</b>	+1.122	16:55:24.528
7	<b>2:03.479</b>	+0.807	16:57:28.007
8	<b>2:02.672</b>	-	16:59:30.679

(2) Adam BAGNALL

Lap	Lap Tm	Diff	Time of Day
1	-:--	-	16:44:14.961
p2	<b>1:54.068</b>	+26.660	16:46:09.029
3	<b>7:07.678</b>	+5:40.270	16:53:16.707
4	<b>1:27.408</b>	-	16:54:44.115
5	<b>1:30.257</b>	+2.849	16:56:14.372
6	<b>1:32.456</b>	+5.048	16:57:46.828
7	<b>1:31.274</b>	+3.866	16:59:18.102

(41) Howard BENTHAM

Lap	Lap Tm	Diff	Time of Day
1	-:--	-	16:44:09.890
2	<b>1:29.300</b>	-	16:45:39.190
3	<b>1:29.647</b>	+0.347	16:47:08.837
4	<b>1:29.561</b>	+0.261	16:48:38.398
5	<b>1:29.984</b>	+0.684	16:50:08.382
6	<b>1:30.587</b>	+1.287	16:51:38.969
7	<b>1:32.669</b>	+3.369	16:53:11.638
8	<b>1:33.208</b>	+3.908	16:54:44.846
p9	<b>1:54.331</b>	+25.031	16:56:39.177

(57) Mark OLDFIELD

Lap	Lap Tm	Diff	Time of Day
1	-:--	-	16:44:18.324
2	<b>1:37.112</b>	+3.781	16:45:55.436
3	<b>1:36.870</b>	+3.539	16:47:32.306
4	<b>1:34.638</b>	+1.307	16:49:06.944
5	<b>1:35.400</b>	+2.069	16:50:42.344
6	<b>1:34.697</b>	+1.366	16:52:17.041
7	<b>1:33.331</b>	-	16:53:50.372

(81) John DOBSON

Lap	Lap Tm	Diff	Time of Day
1	-:--	-	16:44:30.862
2	<b>1:43.891</b>	-	16:46:14.753
3	<b>1:45.067</b>	+1.176	16:47:59.820
4	<b>1:47.926</b>	+4.035	16:49:47.746
5	<b>1:48.292</b>	+4.401	16:51:36.038
6	<b>1:50.492</b>	+6.601	16:53:26.530
7	<b>1:47.277</b>	+3.386	16:55:13.807

(27) Matthew BANNISTER

Lap	Lap Tm	Diff	Time of Day
1	-:--	-	16:44:04.995
2	<b>1:26.669</b>	+0.152	16:45:31.664
3	<b>1:26.517</b>	-	16:46:58.181
4	<b>1:27.035</b>	+0.518	16:48:25.216
5	<b>1:29.923</b>	+3.406	16:49:55.139

(70) Simon ROBERTS

Lap	Lap Tm	Diff	Time of Day
1	-:--	-	16:44:20.622
2	<b>1:36.393</b>	+2.089	16:45:57.015
3	<b>1:34.304</b>	-	16:47:31.319
4	<b>1:35.129</b>	+0.825	16:49:06.448
5	<b>1:34.581</b>	+0.277	16:50:41.029

(49) Terry KENYON

Lap	Lap Tm	Diff	Time of Day
1	-:--	-	16:44:40.902
p2	<b>2:31.480</b>	-	16:47:12.382

(89) Ralph HARWOOD-PENN

Lap	Lap Tm	Diff	Time of Day
1	-:--	-	16:44:29.147
2	<b>1:36.314</b>	+3.230	16:46:05.461
3	<b>1:35.643</b>	+2.559	16:47:41.104
4	<b>1:33.084</b>	-	16:49:14.188
5	<b>1:45.302</b>	+12.218	16:50:59.490
6	<b>1:35.948</b>	+2.864	16:52:35.438

# Donington Park Historic Race Meeting

70's Road Sports

Donington Park National 1.957 Miles

Race 7

15/04/2007 16:42

Race (15:00 Time)

Lap	Lap Tm	Diff	Time of Day	Lap	Lap Tm	Diff	Time of Day	Lap	Lap Tm	Diff	Time of Day
1	---		16:44:13.856								

## Historic Formula Junior

Donington Park National 1.957 Miles

## Qualifying

15/04/2007 11:53

## Qualify (15:00 Time)

Pos	No.	Class	Name	Car	Best Tm	Diff	Best Spd	In Lap
1	59	C2 -HFJ	Robin LONGDON	Lola Mk 5A	1:23.187	-	84.704	5
2	91	C2 -HFJ	Christopher DRAKE	Brabham BT6	1:23.799	+0.612	84.085	5
3	51	C2 -HFJ	Michael HIBBERD	Lotus 27	1:23.851	+0.664	84.033	5
4	77	C2 -HFJ	Steve SMITH	Cooper T59	1:24.644	+1.457	83.246	5
5	79	D -HFJ	Andrew HIBBERD	Lotus 22	1:24.895	+1.708	83.000	1
6	83	C2 -HFJ	Barry WESTMORELAND	Lotus 22	1:25.430	+2.243	82.480	3
7	52	B -HFJ	James CLARIDGE	Lola Mk5A	1:25.856	+2.669	82.071	6
8	4	A2 -HFJ	Derek WALKER	Terrier MkIV	1:27.035	+3.848	80.959	5
9	71	C2 -HFJ	Marcus MUSSA	Brabham BT2	1:27.158	+3.971	80.845	5
10	97	C2 -HFJ	John SYKES	Lotus 20	1:27.599	+4.412	80.438	5
11	85	C1 -HFJ	John CHISHOLM	Gemini Mk3A	1:29.155	+5.968	79.034	4
12	88	C1 -HFJ	Paul DAVIS	Lotus 20	1:29.679	+6.492	78.572	6
13	49	C1 -HFJ	John TWEEDALE	Jolus Ford	1:30.562	+7.375	77.806	5
14	44	B -HFJ	Andrew ROBERTSON	Crossle 4F	1:31.149	+7.962	77.305	6
15	42	B -HFJ	Simon HAMILTON	Lotus 18	1:31.165	+7.978	77.292	6
16	31	B -HFJ	Kevin MUSSON	Lotus 18	1:32.422	+9.235	76.240	4
17	21	C1 -HFJ	David HALL	BMC Huffaker MK2	1:32.578	+9.391	76.112	6
18	43	B -HFJ	Douglas MARTIN	Elva 200	1:33.188	+10.001	75.614	5
19	76	C1 -HFJ	Vernon WILLIAMSON	Ausper T3	1:34.172	+10.985	74.824	5
20	7	A2 -HFJ	Duncan RABAGLIATI	Alexis HF1	1:34.216	+11.029	74.789	4
21	39	B -HFJ	Mike WALLER	Kieft	1:35.238	+12.051	73.986	3
22	65	C2 -HFJ	George COOPER	Cooper T59	1:36.185	+12.998	73.258	3
23	47	B -HFJ	Richard UTLEY	Caravelle Mk1	1:36.302	+13.115	73.169	5
24	95	C2 -HFJ	Rudolf ERNST	Lotus 22	1:36.764	+13.577	72.819	5
25	56	C1 -HFJ	Peter JACKSON	Cooper T56	1:36.975	+13.788	72.661	5
26	58	C2 -HFJ	Martin RICKETTS	Lotus 22	1:38.069	+14.882	71.850	5
27	66	C1 -HFJ	Alexander MORTON	Ausper T3	1:38.149	+14.962	71.792	5
28	37	B -HFJ	Anthony MARTINDALE	Essenkay	1:38.943	+15.756	71.216	3
29	48	B -HFJ	Paul HEWES	Lotus 18	1:39.999	+16.812	70.464	5
30	32	B -HFJ	John DOWSON	Elva 200	1:41.171	+17.984	69.647	5
31	75	C2 -HFJ	Pete MORTON	Lightning FJ	1:41.881	+18.694	69.162	5
32	35	B -HFJ	Tim BISHOP	Sauter	1:48.289	+25.102	65.069	2
33	45	B -HFJ	Brian ARCULUS	Emeryson	1:49.442	+26.255	64.384	1
34	94	D -HFJ	J.B. JONES	Cousy No 2	2:09.872	+46.685	54.256	3
35	46	B -HFJ	Lorraine GATHERCOLE	Lotus 18	2:38.635	+1:15.448	44.418	1

# Donington Park Historic Race Meeting

## Historic Formula Junior

## Donington Park National 1.957 Miles

### Qualifying

15/04/2007 11:53

### Qualify (15:00 Time)

Lap	Lap Tm	Diff	Time of Day
<b>(59) Robin LONGDON</b>			
1	<b>1:33.681</b>	+10.494	11:55:09.331
2	<b>1:26.118</b>	+2.931	11:56:35.449
3	<b>1:24.839</b>	+1.652	11:58:00.288
4	<b>1:24.936</b>	+1.749	11:59:25.224
5	<b>1:23.187</b>	-	12:00:48.411
6	<b>1:24.431</b>	+1.244	12:02:12.842
<b>(91) Christopher DRAKE</b>			
1	<b>1:27.813</b>	+4.014	11:55:02.232
2	<b>1:26.383</b>	+2.584	11:56:28.615
3	<b>1:25.595</b>	+1.796	11:57:54.210
4	<b>1:25.571</b>	+1.772	11:59:19.781
5	<b>1:23.799</b>	-	12:00:43.580
6	<b>1:25.697</b>	+1.898	12:02:09.277
<b>(51) Michael HIBBERD</b>			
1	<b>1:34.759</b>	+10.908	11:55:42.674
2	<b>1:34.347</b>	+10.496	11:57:17.021
3	<b>1:29.853</b>	+6.002	11:58:46.874
4	<b>1:29.580</b>	+5.729	12:00:16.454
5	<b>1:23.851</b>	-	12:01:40.305
6	<b>1:24.678</b>	+0.827	12:03:04.983
<b>(77) Steve SMITH</b>			
1	<b>1:36.182</b>	+11.538	11:55:27.613
2	<b>1:27.227</b>	+2.583	11:56:54.840
3	<b>1:27.198</b>	+2.554	11:58:22.038
4	<b>1:26.364</b>	+1.720	11:59:48.402
5	<b>1:24.644</b>	-	12:01:13.046
6	<b>1:26.682</b>	+2.038	12:02:39.728
<b>(79) Andrew HIBBERD</b>			
1	<b>1:24.895</b>	-	11:59:07.375
2	<b>1:26.585</b>	+1.690	12:00:33.960
3	<b>1:26.995</b>	+2.100	12:02:00.955
4	<b>1:27.518</b>	+2.623	12:03:28.473
<b>(83) Barry WESTMORELAND</b>			
1	<b>1:30.783</b>	+5.353	11:55:02.692
2	<b>1:26.597</b>	+1.167	11:56:29.289
3	<b>1:25.430</b>	-	11:57:54.719
4	<b>1:25.598</b>	+0.168	11:59:20.317
5	<b>1:26.315</b>	+0.885	12:00:46.632
6	<b>1:25.712</b>	+0.282	12:02:12.344
<b>(52) James CLARIDGE</b>			
1	<b>1:37.848</b>	+11.992	11:55:46.700
2	<b>1:35.392</b>	+9.536	11:57:22.092
3	<b>1:31.076</b>	+5.220	11:58:53.168
4	<b>1:28.558</b>	+2.702	12:00:21.726
5	<b>1:26.870</b>	+1.014	12:01:48.596
6	<b>1:25.856</b>	-	12:03:14.452
<b>(4) Derek WALKER</b>			
1	<b>1:31.352</b>	+4.317	11:55:03.244
2	<b>1:27.968</b>	+0.933	11:56:31.212
3	<b>1:27.738</b>	+0.703	11:57:58.950
4	<b>1:27.931</b>	+0.896	11:59:26.881
5	<b>1:27.035</b>	-	12:00:53.916

Lap	Lap Tm	Diff	Time of Day
6	<b>1:27.487</b>	+0.452	12:02:21.403
<b>(71) Marcus MUSSA</b>			
1	<b>1:33.359</b>	+6.201	11:55:07.904
2	<b>1:27.936</b>	+0.778	11:56:35.840
p3	<b>1:34.782</b>	+7.624	11:58:10.622
4	<b>2:22.829</b>	+55.671	12:00:33.451
5	<b>1:27.158</b>	-	12:02:00.609
<b>(97) John SYKES</b>			
1	<b>1:38.070</b>	+10.471	11:55:34.859
2	<b>1:33.148</b>	+5.549	11:57:08.007
3	<b>1:30.010</b>	+2.411	11:58:38.017
4	<b>1:31.663</b>	+4.064	12:00:09.680
5	<b>1:27.599</b>	-	12:01:37.279
6	<b>1:28.330</b>	+0.731	12:03:05.609
<b>(85) John CHISHOLM</b>			
1	<b>1:43.625</b>	+14.470	11:55:25.104
2	<b>1:39.078</b>	+9.923	11:57:04.182
3	<b>1:32.967</b>	+3.812	11:58:37.149
4	<b>1:29.155</b>	-	12:00:06.304
5	<b>1:29.669</b>	+0.514	12:01:35.973
p6	<b>1:38.803</b>	+9.648	12:03:14.776
<b>(88) Paul DAVIS</b>			
1	<b>1:42.241</b>	+12.562	11:55:38.652
2	<b>1:35.960</b>	+6.281	11:57:14.612
3	<b>1:32.694</b>	+3.015	11:58:47.306
4	<b>1:32.049</b>	+2.370	12:00:19.355
5	<b>1:30.601</b>	+0.922	12:01:49.956
6	<b>1:29.679</b>	-	12:03:19.635
<b>(49) John TWEEDALE</b>			
1	<b>1:43.591</b>	+13.029	11:55:38.169
2	<b>1:35.821</b>	+5.259	11:57:13.990
3	<b>1:32.215</b>	+1.653	11:58:46.205
4	<b>1:32.602</b>	+2.040	12:00:18.807
5	<b>1:30.562</b>	-	12:01:49.369
6	<b>1:31.086</b>	+0.524	12:03:20.455
<b>(44) Andrew ROBERTSON</b>			
1	<b>1:40.009</b>	+8.860	11:55:15.601
2	<b>1:38.347</b>	+7.198	11:56:53.948
3	<b>1:33.758</b>	+2.609	11:58:27.706
4	<b>1:31.928</b>	+0.779	11:59:59.634
5	<b>1:31.900</b>	+0.751	12:01:31.534
6	<b>1:31.149</b>	-	12:03:02.683
<b>(42) Simon HAMILTON</b>			
1	<b>1:36.924</b>	+5.759	11:55:15.840
2	<b>1:32.265</b>	+1.100	11:56:48.105
3	<b>1:32.909</b>	+1.744	11:58:21.014
4	<b>1:33.713</b>	+2.548	11:59:54.727
5	<b>1:33.389</b>	+2.224	12:01:28.116
6	<b>1:31.165</b>	-	12:02:59.281
<b>(31) Kevin MUSSON</b>			
1	<b>1:44.086</b>	+11.664	11:55:37.598
2	<b>1:37.165</b>	+4.743	11:57:14.763
3	<b>1:36.476</b>	+4.054	11:58:51.239

Lap	Lap Tm	Diff	Time of Day
4	<b>1:32.422</b>	-	12:00:23.661
5	<b>1:33.108</b>	+0.686	12:01:56.769
6	<b>1:32.867</b>	+0.445	12:03:29.636
<b>(21) David HALL</b>			
1	<b>1:44.782</b>	+12.204	11:55:37.062
2	<b>1:35.866</b>	+3.288	11:57:12.928
3	<b>1:34.195</b>	+1.617	11:58:47.123
4	<b>1:36.233</b>	+3.655	12:00:23.356
5	<b>1:34.431</b>	+1.853	12:01:57.787
6	<b>1:32.578</b>	-	12:03:30.365
<b>(43) Douglas MARTIN</b>			
1	<b>1:45.791</b>	+12.603	11:55:41.455
2	<b>1:39.286</b>	+6.098	11:57:20.741
3	<b>1:36.456</b>	+3.268	11:58:57.197
4	<b>1:33.389</b>	+0.201	12:00:30.586
5	<b>1:33.188</b>	-	12:02:03.774
<b>(76) Vernon WILLIAMSON</b>			
1	<b>1:43.256</b>	+9.084	11:55:45.498
2	<b>1:39.882</b>	+5.710	11:57:25.380
3	<b>1:36.357</b>	+2.185	11:59:01.737
4	<b>1:35.799</b>	+1.627	12:00:37.536
5	<b>1:34.172</b>	-	12:02:11.708
<b>(7) Duncan RABAGLIATI</b>			
1	<b>1:37.441</b>	+3.225	11:55:11.969
2	<b>1:34.736</b>	+0.520	11:56:46.705
3	<b>1:34.987</b>	+0.771	11:58:21.692
4	<b>1:34.216</b>	-	11:59:55.908
5	<b>1:34.272</b>	+0.056	12:01:30.180
6	<b>1:34.425</b>	+0.209	12:03:04.605
<b>(39) Mike WALLER</b>			
1	<b>1:43.885</b>	+8.647	11:55:24.344
2	<b>1:37.620</b>	+2.382	11:57:01.964
3	<b>1:35.238</b>	-	11:58:37.202
4	<b>1:38.623</b>	+3.385	12:00:15.825
5	<b>1:38.280</b>	+3.042	12:01:54.105
<b>(65) George COOPER</b>			
1	<b>1:40.657</b>	+4.472	11:55:39.610
2	<b>1:37.200</b>	+1.015	11:57:16.810
3	<b>1:36.185</b>	-	11:58:52.995
4	<b>1:37.029</b>	+0.844	12:00:30.024
5	<b>1:36.743</b>	+0.558	12:02:06.767
<b>(47) Richard UTLEY</b>			
1	<b>1:45.159</b>	+8.857	11:55:31.037
2	<b>1:38.183</b>	+1.881	11:57:09.220
3	<b>1:36.710</b>	+0.408	11:58:45.930
4	<b>1:36.760</b>	+0.458	12:00:22.690
5	<b>1:36.302</b>	-	12:01:58.992
<b>(95) Rudolf ERNST</b>			
1	<b>1:43.329</b>	+6.565	11:55:34.279
2	<b>1:39.544</b>	+2.780	11:57:13.823
3	<b>1:41.743</b>	+4.979	11:58:55.566
4	<b>1:42.701</b>	+5.937	12:00:38.267
5	<b>1:36.764</b>	-	12:02:15.031

Printed: 15/04/2007 12:08:55

Licensed to: MST Sports Timing Ltd

Chief Timekeeper

Clerk of Course

Orbits 3

www.amb-it.com

www.mylaps.com

# Donington Park Historic Race Meeting

## Historic Formula Junior

Donington Park National 1.957 Miles

### Qualifying

15/04/2007 11:53

### Qualify (15:00 Time)

Lap	Lap Tm	Diff	Time of Day
<b>(56) Peter JACKSON</b>			
1	<b>1:44.809</b>	+7.834	11:55:24.093
2	<b>1:42.009</b>	+5.034	11:57:06.102
3	<b>1:38.204</b>	+1.229	11:58:44.306
4	<b>1:47.748</b>	+10.773	12:00:32.054
5	<b>1:36.975</b>	-	12:02:09.029
<b>(58) Martin RICKETTS</b>			
1	<b>1:45.565</b>	+7.496	11:55:46.275
2	<b>1:40.562</b>	+2.493	11:57:26.837
3	<b>1:39.399</b>	+1.330	11:59:06.236
4	<b>1:38.583</b>	+0.514	12:00:44.819
5	<b>1:38.069</b>	-	12:02:22.888
<b>(66) Alexander MORTON</b>			
1	<b>1:47.936</b>	+9.787	11:55:34.705
2	<b>1:44.182</b>	+6.033	11:57:18.887
3	<b>1:39.076</b>	+0.927	11:58:57.963
4	<b>1:40.676</b>	+2.527	12:00:38.639
5	<b>1:38.149</b>	-	12:02:16.788
<b>(37) Anthony MARTINDALE</b>			
1	<b>1:51.772</b>	+12.829	11:56:01.302
2	<b>1:43.952</b>	+5.009	11:57:45.254
3	<b>1:38.943</b>	-	11:59:24.197
4	<b>1:39.786</b>	+0.843	12:01:03.983
5	<b>1:40.228</b>	+1.285	12:02:44.211
<b>(48) Paul HEWES</b>			
1	<b>1:46.268</b>	+6.269	11:55:54.406
2	<b>1:43.597</b>	+3.598	11:57:38.003
3	<b>1:44.734</b>	+4.735	11:59:22.737
4	<b>1:40.720</b>	+0.721	12:01:03.457
5	<b>1:39.999</b>	-	12:02:43.456
<b>(32) John DOWSON</b>			
1	<b>1:51.805</b>	+10.634	11:55:36.807
2	<b>1:48.943</b>	+7.772	11:57:25.750
3	<b>1:44.834</b>	+3.663	11:59:10.584
4	<b>1:41.950</b>	+0.779	12:00:52.534
5	<b>1:41.171</b>	-	12:02:33.705
<b>(75) Pete MORTON</b>			
1	<b>2:06.654</b>	+24.773	11:55:56.849
2	<b>1:57.633</b>	+15.752	11:57:54.482
3	<b>1:56.273</b>	+14.392	11:59:50.755
4	<b>1:45.580</b>	+3.699	12:01:36.335
5	<b>1:41.881</b>	-	12:03:18.216
<b>(35) Tim BISHOP</b>			
1	<b>2:04.941</b>	+16.652	11:56:10.361
2	<b>1:48.289</b>	-	11:57:58.650
3	<b>1:48.632</b>	+0.343	11:59:47.282
4	<b>1:51.005</b>	+2.716	12:01:38.287
5	<b>1:48.761</b>	+0.472	12:03:27.048
<b>(45) Brian ARCULUS</b>			
1	<b>1:49.442</b>	-	11:55:41.027
2	<b>2:08.419</b>	+18.977	11:57:49.446

Lap	Lap Tm	Diff	Time of Day
<b>(94) J.B. JONES</b>			
1	<b>2:12.485</b>	+2.613	11:56:24.712
2	<b>2:10.339</b>	+0.467	11:58:35.051
3	<b>2:09.872</b>	-	12:00:44.923
4	<b>2:09.873</b>	+0.001	12:02:54.796
<b>(46) Lorraine GATHERCOLE</b>			
p1	<b>2:38.635</b>	-	11:56:45.650

Lap	Lap Tm	Diff	Time of Day
-----	--------	------	-------------

Donington Park Historic Race Meeting

Historic Formula Junior

Donington Park National 1.957 Miles

Race 8

15/04/2007 17:00

Race

12

[1:38.069]  
[58] Martin RICKETTS

[1:38.149]  
[66] Alexander MORTON

11

**23**  
[1:36.764]  
[95] Rudolf ERNST

**24**  
[1:36.975]  
[56] Peter JACKSON

10

**21**  
[1:36.185]  
[65] George COOPER

**22**  
[1:36.302]  
[47] Richard UTLEY

9

**19**  
[1:34.172]  
[76] Vernon WILLIAMSON

**20**  
[1:35.238]  
[39] Mike WALLER

8

**17**  
[1:32.578]  
[21] David HALL

**18**  
[1:33.188]  
[43] Douglas MARTIN

7

**15**  
[1:31.165]  
[42] Simon HAMILTON

**16**  
[1:32.422]  
[31] Kevin MUSSON

6

**13**  
[1:30.562]  
[49] John TWEEDALE

**14**  
[1:31.149]  
[44] Andrew ROBERTSON

5

**11**  
[1:29.155]  
[85] John CHISHOLM

**12**  
[1:29.679]  
[88] Paul DAVIS

4

**9**  
[1:27.158]  
[71] Marcus MUSSA

**10**  
[1:27.599]  
[97] John SYKES

3

**7**  
[1:25.430]  
[83] Barry WESTMORELAND

**8**  
[1:25.856]  
[52] James CLARIDGE

2

**5**  
[1:23.851]  
[51] Michael HIBBERD

**6**  
[1:24.644]  
[77] Steve SMITH

1

**3**  
[1:23.187]  
[59] Robin LONGDON

**4**  
[1:23.799]  
[91] Christopher DRAKE

**1**

**2**

Reserves in Order 79/4/7



# Donington Park Historic Race Meeting

Sorted on Laps

Historic Formula Junior

Donington Park National 1.957 Miles

Race 8 Part 2

15/04/2007 17:49

Race (7:00 Time)

Pos	No.	Class	Name	Car	Laps	Total Tm	Avg. Speed	Diff	Gap	Best Tm	In Lap	Best Spd
1	51	C2 - HFJ	Michael HIBBERD	Lotus 27	5	7:01.172	83.651	-	-	1:22.583	4	85.324
2	79	D - HFJ	Andrew HIBBERD	Lotus 22	5	7:04.964	82.904	+3.792	+3.792	1:23.596	4	84.290
3	59	C2 - HFJ	Robin LONGDON	Lola Mk 5A	5	7:04.971	82.903	+3.799	+0.007	1:23.304	3	84.585
4	91	C2 - HFJ	Christopher DRAKE	Brabham BT6	5	7:07.316	82.448	+6.144	+2.345	1:23.676	3	84.209
5	77	C2 - HFJ	Steve SMITH	Cooper T59	5	7:09.419	82.044	+8.247	+2.103	1:23.368	4	84.520
6	52	B - HFJ	James CLARIDGE	Lola Mk5A	5	7:10.614	81.817	+9.442	+1.195	1:23.545	4	84.341
7	71	C2 - HFJ	Marcus MUSSA	Brabham BT2	5	7:10.724	81.796	+9.552	+0.110	1:23.608	5	84.278
8	4	A2 - HFJ	Derek WALKER	Terrier MkIV	5	7:22.905	79.546	+21.733	+12.181	1:26.671	3	81.299
9	85	C1 - HFJ	John CHISHOLM	Gemini Mk3A	5	7:32.330	77.889	+31.158	+9.425	1:28.193	2	79.896
10	88	C1 - HFJ	Paul DAVIS	Lotus 20	5	7:34.613	77.498	+33.441	+2.283	1:28.429	2	79.683
11	44	B - HFJ	Andrew ROBERTSC	Crossle 4F	5	7:47.057	75.433	+45.885	+12.444	1:30.759	2	77.637
12	31	B - HFJ	Kevin MUSSON	Lotus 18	5	7:52.262	74.601	+51.090	+5.205	1:31.329	5	77.153
13	35	B - HFJ	Tim BISHOP	Sauter	5	7:53.767	74.364	+52.595	+1.505	1:31.544	5	76.972
14	21	C1 - HFJ	David HALL	BMC Huffaker MK	5	7:57.747	73.745	+56.575	+3.980	1:33.608	2	75.274
15	49	C1 - HFJ	John TWEEDALE	Jolus Ford	5	8:02.318	73.046	+1:01.146	+4.571	1:30.111	4	78.196
16	42	B - HFJ	Simon HAMILTON	Lotus 18	5	8:05.343	72.591	+1:04.171	+3.025	1:32.743	3	75.976
17	58	C2 - HFJ	Martin RICKETTS	Lotus 22	5	8:17.593	70.804	+1:16.421	+12.250	1:36.646	3	72.908
18	48	B - HFJ	Paul HEWES	Lotus 18	5	8:31.342	68.900	+1:30.170	+13.749	1:38.293	4	71.686
19	75	C2 - HFJ	Pete MORTON	Lightning FJ	5	8:31.390	68.893	+1:30.218	+0.048	1:37.727	4	72.102
20	39	B - HFJ	Mike WALLER	Kieft	5	8:33.388	68.625	+1:32.216	+1.998	1:39.673	2	70.694
21	66	C1 - HFJ	Alexander MORTON	Ausper T3	5	8:33.714	68.582	+1:32.542	+0.326	1:39.200	4	71.031
22	56	C1 - HFJ	Peter JACKSON	Cooper T56	5	8:37.205	68.119	+1:36.033	+3.491	1:38.864	4	71.272
23	65	C2 - HFJ	George COOPER	Cooper T59	5	9:35.891	61.177	+2:34.719	+58.686	1:37.131	3	72.544
24	32	B - HFJ	John DOWSON	Elva 200	4	7:31.226	62.463	1 Lap	1 Lap	1:48.844	3	64.737
25	94	D - HFJ	J.B. JONES	Cousy No 2	4	9:17.371	50.568	+1:46.145	+1:46.145	2:15.356	2	52.057

Not classified (80% = 4 Laps)

DNF	37	B - HFJ	Anthony MARTIND	Essenkay	4	6:24.883	73.230	-	-	1:32.006	3	76.585
DNF	7	A2 - HFJ	Duncan RABAGLIA	Alexis HF1	2	3:27.371	67.958	-	-	1:38.384	2	71.620
DNS	47	B - HFJ	Richard UTLEY	Caravelle Mk1	0	----	-	-	-	----	0	-
DNS	83	C2 - HFJ	Barry WESTMOREL	Lotus 22	0	----	-	-	-	----	0	-
DNS	95	C2 - HFJ	Rudolf ERNST	Lotus 22	0	----	-	-	-	----	0	-
DNS	97	C2 - HFJ	John SYKES	Lotus 20	0	----	-	-	-	----	0	-

Margin of Victory	Avg. Speed	Best Lap Tm	Best Spd	Best Lap by
+3.792	83.651	1:22.583	85.324	[51] Michael HIBBERD

Printed: 15/04/2007 17:59:36

Licensed to: MST Sports Timing Ltd

Chief Timekeeper

Orbits 3

Clerk of Course

www.amb-it.com

www.mylaps.com

**Historic Formula Junior**

**Donington Park National 1.957 Miles**

**Race 8 Part 2**

**15/04/2007 17:49**

**Race (7:00 Time)**

Competitors	Laps				
	1	2	3	4	5
Robin LONGDON (59)	1	59	59	59	51
Andrew HIBBERD (79)	2	79	51	51	79
Michael HIBBERD (51)	3	51	79	79	59
Marcus MUSSA (71)	4	71	91	91	91
Christopher DRAKE (91)	5	91	71	77	77
Steve SMITH (77)	6	77	77	52	52
James CLARIDGE (52)	7	52	52	71	71
Derek WALKER (4)	8	4	4	4	4
Paul DAVIS (88)	9	88	88	85	85
John CHISHOLM (85)	10	85	85	88	88
Andrew ROBERTSON (44)	11	44	44	44	44
Simon HAMILTON (42)	12	42	31	31	31
Kevin MUSSON (31)	13	31	21	37	35
David HALL (21)	14	21	35	21	21
Tim BISHOP (35)	15	35	37	35	49
Anthony MARTINDALE (37)	16	37	42	42	42
George COOPER (65)	17	65	65	49	58
John TWEEDALE (49)	18	49	49	65	58
Martin RICKETTS (58)	19	58	58	58	75
Duncan RABAGLIATI (7)	20	7	7	39	39
Mike WALLER (39)	21	39	39	48	66
Paul HEWES (48)	22	48	48	66	75
Alexander MORTON (66)	23	66	66	75	66
Pete MORTON (75)	24	75	75	56	56
Peter JACKSON (56)	25	56	56	32	32
John DOWSON (32)	26	32	32	94	94
J.B. JONES (94)	27	94	94		
-	28				
-	29				
-	30				
-	31				

# Donington Park Historic Race Meeting

## Historic Formula Junior

## Donington Park National 1.957 Miles

### Race 8 Part 2

15/04/2007 17:49

### Race (7:00 Time)

Lap	Lap Tm	Diff	Time of Day
<b>(51) Michael HIBBERD</b>			
1	-:--		17:50:42.316
2	<b>1:23.304</b>	+0.721	17:52:05.620
3	<b>1:22.650</b>	+0.067	17:53:28.270
4	<b>1:22.583</b>	-	17:54:50.853
5	<b>1:22.748</b>	+0.165	17:56:13.601
<b>(79) Andrew HIBBERD</b>			
1	-:--		17:50:42.060
2	<b>1:24.280</b>	+0.684	17:52:06.340
3	<b>1:23.616</b>	+0.020	17:53:29.956
4	<b>1:23.596</b>	-	17:54:53.552
5	<b>1:23.841</b>	+0.245	17:56:17.393
<b>(59) Robin LONGDON</b>			
1	-:--		17:50:39.388
2	<b>1:24.111</b>	+0.807	17:52:03.499
3	<b>1:23.304</b>	-	17:53:26.803
4	<b>1:23.491</b>	+0.187	17:54:50.294
5	<b>1:27.106</b>	+3.802	17:56:17.400
<b>(91) Christopher DRAKE</b>			
1	-:--		17:50:43.085
2	<b>1:24.765</b>	+1.089	17:52:07.850
3	<b>1:23.676</b>	-	17:53:31.526
4	<b>1:24.447</b>	+0.771	17:54:55.973
5	<b>1:23.772</b>	+0.096	17:56:19.745
<b>(77) Steve SMITH</b>			
1	-:--		17:50:43.594
2	<b>1:24.792</b>	+1.424	17:52:08.386
3	<b>1:25.488</b>	+2.120	17:53:33.874
4	<b>1:23.368</b>	-	17:54:57.242
5	<b>1:24.606</b>	+1.238	17:56:21.848
<b>(52) James CLARIDGE</b>			
1	-:--		17:50:44.509
2	<b>1:24.243</b>	+0.698	17:52:08.752
3	<b>1:25.411</b>	+1.866	17:53:34.163
4	<b>1:23.545</b>	-	17:54:57.708
5	<b>1:25.335</b>	+1.790	17:56:23.043
<b>(71) Marcus MUSSA</b>			
1	-:--		17:50:42.620
2	<b>1:25.452</b>	+1.844	17:52:08.072
3	<b>1:26.694</b>	+3.086	17:53:34.766
4	<b>1:24.779</b>	+1.171	17:54:59.545
5	<b>1:23.608</b>	-	17:56:23.153
<b>(4) Derek WALKER</b>			
1	-:--		17:50:48.045
2	<b>1:26.757</b>	+0.086	17:52:14.802
3	<b>1:26.671</b>	-	17:53:41.473
4	<b>1:26.798</b>	+0.127	17:55:08.271
5	<b>1:27.063</b>	+0.392	17:56:35.334
<b>(85) John CHISHOLM</b>			
1	-:--		17:50:49.927
2	<b>1:28.193</b>	-	17:52:18.120
3	<b>1:29.240</b>	+1.047	17:53:47.360
4	<b>1:28.739</b>	+0.546	17:55:16.099
5	<b>1:28.660</b>	+0.467	17:56:44.759
<b>(88) Paul DAVIS</b>			
1	-:--		17:50:49.004

Lap	Lap Tm	Diff	Time of Day
2	<b>1:28.429</b>	-	17:52:17.433
3	<b>1:30.761</b>	+2.332	17:53:48.194
4	<b>1:29.873</b>	+1.444	17:55:18.067
5	<b>1:28.975</b>	+0.546	17:56:47.042
<b>(44) Andrew ROBERTSON</b>			
1	-:--		17:50:51.684
2	<b>1:30.759</b>	-	17:52:22.443
3	<b>1:32.015</b>	+1.256	17:53:54.458
4	<b>1:32.034</b>	+1.275	17:55:26.492
5	<b>1:32.994</b>	+2.235	17:56:59.486
<b>(31) Kevin MUSSON</b>			
1	-:--		17:50:52.723
2	<b>1:33.658</b>	+2.329	17:52:26.381
3	<b>1:33.256</b>	+1.927	17:53:59.637
4	<b>1:33.725</b>	+2.396	17:55:33.362
5	<b>1:31.329</b>	-	17:57:04.691
<b>(35) Tim BISHOP</b>			
1	-:--		17:50:54.692
2	<b>1:34.005</b>	+2.461	17:52:28.697
3	<b>1:32.979</b>	+1.435	17:54:01.676
4	<b>1:32.976</b>	+1.432	17:55:34.652
5	<b>1:31.544</b>	-	17:57:06.196
<b>(21) David HALL</b>			
1	-:--		17:50:54.154
2	<b>1:33.608</b>	-	17:52:27.762
3	<b>1:33.656</b>	+0.048	17:54:01.418
4	<b>1:35.121</b>	+1.513	17:55:36.539
5	<b>1:33.637</b>	+0.029	17:57:10.176
<b>(49) John TWEEDALE</b>			
1	-:--		17:50:59.477
2	<b>1:38.506</b>	+8.395	17:52:37.983
3	<b>1:35.523</b>	+5.412	17:54:13.506
4	<b>1:30.111</b>	-	17:55:43.617
5	<b>1:31.130</b>	+1.019	17:57:14.747
<b>(42) Simon HAMILTON</b>			
1	-:--		17:50:52.065
2	<b>1:44.342</b>	+11.599	17:52:36.407
3	<b>1:32.743</b>	-	17:54:09.150
4	<b>1:33.898</b>	+1.155	17:55:43.048
5	<b>1:34.724</b>	+1.981	17:57:17.772
<b>(58) Martin RICKETTS</b>			
1	-:--		17:51:00.567
2	<b>1:38.173</b>	+1.527	17:52:38.740
3	<b>1:36.646</b>	-	17:54:15.386
4	<b>1:37.581</b>	+0.935	17:55:52.967
5	<b>1:37.055</b>	+0.409	17:57:30.022
<b>(48) Paul HEWES</b>			
1	-:--		17:51:05.082
2	<b>1:41.019</b>	+2.726	17:52:46.101
3	<b>1:40.792</b>	+2.499	17:54:26.893
4	<b>1:38.293</b>	-	17:56:05.186
5	<b>1:38.585</b>	+0.292	17:57:43.771
<b>(75) Pete MORTON</b>			
1	-:--		17:51:05.898
2	<b>1:40.859</b>	+3.132	17:52:46.757
3	<b>1:40.883</b>	+3.156	17:54:27.640
4	<b>1:37.727</b>	-	17:56:05.367

Lap	Lap Tm	Diff	Time of Day
5	<b>1:38.452</b>	+0.725	17:57:43.819
<b>(39) Mike WALLER</b>			
1	-:--		17:51:02.501
2	<b>1:39.673</b>	-	17:52:42.174
3	<b>1:40.063</b>	+0.390	17:54:22.237
4	<b>1:42.609</b>	+2.936	17:56:04.846
5	<b>1:40.971</b>	+1.298	17:57:45.817
<b>(66) Alexander MORTON</b>			
1	-:--		17:51:05.396
2	<b>1:40.980</b>	+1.780	17:52:46.376
3	<b>1:40.987</b>	+1.787	17:54:27.363
4	<b>1:39.200</b>	-	17:56:06.563
5	<b>1:39.580</b>	+0.380	17:57:46.143
<b>(56) Peter JACKSON</b>			
1	-:--		17:51:07.501
2	<b>1:41.248</b>	+2.384	17:52:48.749
3	<b>1:39.923</b>	+1.059	17:54:28.672
4	<b>1:38.864</b>	-	17:56:07.536
5	<b>1:42.098</b>	+3.234	17:57:49.634
<b>(65) George COOPER</b>			
1	-:--		17:50:58.762
2	<b>1:39.025</b>	+1.894	17:52:37.787
3	<b>1:37.131</b>	-	17:54:14.918
4	<b>1:41.677</b>	+4.546	17:55:56.595
p5	<b>2:51.725</b>	+1:14.594	17:58:48.320
<b>(32) John DOWSON</b>			
1	-:--		17:51:15.004
2	<b>1:49.816</b>	+0.972	17:53:04.820
3	<b>1:48.844</b>	-	17:54:53.664
4	<b>1:49.991</b>	+1.147	17:56:43.655
<b>(94) J.B. JONES</b>			
1	-:--		17:51:39.399
2	<b>2:15.356</b>	-	17:53:54.755
3	<b>2:17.040</b>	+1.684	17:56:11.795
4	<b>2:18.005</b>	+2.649	17:58:29.800
<b>(37) Anthony MARTINDALE</b>			
1	-:--		17:50:55.570
2	<b>1:33.664</b>	+1.658	17:52:29.234
3	<b>1:32.006</b>	-	17:54:01.240
4	<b>1:36.072</b>	+4.066	17:55:37.312
<b>(7) Duncan RABAGLIATI</b>			
1	-:--		17:51:01.416
2	<b>1:38.384</b>	-	17:52:39.800

# Donington Park Historic Race Meeting

Historic Formula Junior

Donington Park National 1.957 Miles

Race 8 Grid for Re Start

15/04/2007 17:00

Race

14	<b>56</b> 27	<b>7</b> 28
13	<b>75</b> 25	<b>66</b> 26
12	<b>65</b> 23	<b>48</b> 24
11	<b>58</b> 21	<b>47</b> 22
10	<b>49</b> 19	<b>39</b> 20
9	<b>35</b> 17	<b>37</b> 18
8	<b>21</b> 15	<b>4</b> 16
7	<b>31</b> 13	<b>85</b> 14
6	<b>44</b> 11	<b>42</b> 12
5	<b>97</b> 9	<b>88</b> 10
4	<b>91</b> 7	<b>52</b> 8
3	<b>77</b> 5	<b>71</b> 6
2	<b>51</b> 3	<b>79</b> 4
1	<b>59</b> 1	<b>83</b> 2

Reserves in Order 79/4/7



# Donington Park Historic Race Meeting

Historic Formula Junior

Donington Park National 1.957 Miles

Race 8

15/04/2007 17:00

Race

16

**95**

31


15

**32**

29

**94**

30



## Historic Road Sports

Donington Park National 1.957 Miles

## Qualifying

15/04/2007 12:16

## Qualify (15:00 Time)

Pos	No.	Class	Name	Car	Best Tm	Diff	Best Spd	In Lap
1	2	D -HRSP	Robert BARRIE	Porsche 911	1:22.914	-	84.983	9
2	1	C -HRSP	David RANDALL	Ginetta G4	1:24.813	+1.899	83.080	7
3	92	A -HRSP	James PATERSON	Morgan Plus 8	1:25.723	+2.809	82.198	4
4	52	B -HRSP	Justin MURPHY	Milano GT Mk1	1:26.100	+3.186	81.838	6
5	69	C -HRSP	Andy SHEPHERD	Lotus Seven S2	1:26.267	+3.353	81.680	7
6	54	C -HRSP	Martin HALLIDAY	Lotus Seven S3	1:26.605	+3.691	81.361	6
7	51	C -HRSP	Peter SHAW	Lotus Elan	1:28.447	+5.533	79.667	2
8	27	B -HRSP	Chris BURBURY	Triumph TR5	1:28.711	+5.797	79.430	9
9	32	E -HRSP	Josh SADLER	Ginetta G4	1:29.230	+6.316	78.968	8
10	36	C -HRSP	Frazer GIBNEY	Lotus Elan S2	1:29.846	+6.932	78.426	2
11	3	A -HRSP	Martin EDRIDGE	Ford Mustang	1:29.854	+6.940	78.419	4
12	71	E -HRSP	Dick COFFEY	Turner Mk1	1:29.973	+7.059	78.315	10
13	25	C -HRSP	Jim GRANT	Lotus Elan	1:30.002	+7.088	78.290	4
14	63	B -HRSP	Colin SHARP	Triumph TR4A	1:30.407	+7.493	77.940	10
15	20	B -HRSP	Rory BELL	Triumph TR5	1:31.175	+8.261	77.283	10
16	44	B -HRSP	David KIRBY	Triumph TR6	1:32.106	+9.192	76.502	10
17	15	B -HRSP	Mike EAGLES	Milano GT Mk1	1:32.364	+9.450	76.288	3
18	75	E -HRSP	Brian ARCULUS	Lotus Elite	1:32.476	+9.562	76.196	3
19	45	D -HRSP	Matthew NEWMAN	Alfa Romeo GTV	1:33.688	+10.774	75.210	7
20	22	C -HRSP	John FITZGERALD	Marcos 1600GT	1:34.181	+11.267	74.816	5
21	87	C -HRSP	Bill SMITH	Marcos 1600GT	1:34.820	+11.906	74.312	9
22	66	B -HRSP	Mark HOBLE	Morgan Plus 4	1:36.029	+13.115	73.377	4
23	26	D -HRSP	Melvin FLOYD	Fiat 124 Sports Coupe	1:37.864	+14.950	72.001	6
24	98	F -HRSP	Nick ASHMAN	MG TF	1:39.358	+16.444	70.918	6
25	34	B -HRSP	Mark SHEARS	Morgan Plus 4	1:41.160	+18.246	69.655	4
26	30	F -HRSP	Tim BURRETT	Lancia Aurelia B20	1:42.987	+20.073	68.419	4
27	17	A -HRSP	Adam SIMMONDS	Ford Mustang	1:44.878	+21.964	67.185	2
28	19	F -HRSP	Chris GAWNE	Lancia Aurelia B20 GT	1:46.898	+23.984	65.916	5
29	21	D -HRSP	Rebecca RUFF	Porsche 911	1:47.899	+24.985	65.304	2

# Donington Park Historic Race Meeting


## Historic Road Sports

### Qualifying

### Qualify (15:00 Time)

## Donington Park National 1.957 Miles

15/04/2007 12:16



Lap	Lap Tm	Diff	Time of Day
<b>(2) Robert BARRIE</b>			
1	<b>1:38.463</b>	+15.549	12:18:34.013
2	<b>1:31.631</b>	+8.717	12:20:05.644
3	<b>1:28.983</b>	+6.069	12:21:34.627
4	<b>1:29.208</b>	+6.294	12:23:03.835
5	<b>1:32.391</b>	+9.477	12:24:36.226
6	<b>1:29.188</b>	+6.274	12:26:05.414
7	<b>1:31.099</b>	+8.185	12:27:36.513
8	<b>1:28.995</b>	+6.081	12:29:05.508
9	<b>1:22.914</b>	-	12:30:28.422

Lap	Lap Tm	Diff	Time of Day
<b>(1) David RANDALL</b>			
1	<b>1:35.752</b>	+10.939	12:18:15.896
2	<b>1:30.767</b>	+5.954	12:19:46.663
3	<b>1:26.555</b>	+1.742	12:21:13.218
4	<b>1:26.729</b>	+1.916	12:22:39.947
5	<b>1:26.854</b>	+2.041	12:24:06.801
6	<b>1:26.699</b>	+1.886	12:25:33.500
7	<b>1:24.813</b>	-	12:26:58.313
8	<b>1:26.646</b>	+1.833	12:28:24.959
9	<b>1:26.710</b>	+1.897	12:29:51.669
10	<b>1:25.358</b>	+0.545	12:31:17.027

Lap	Lap Tm	Diff	Time of Day
<b>(92) James PATERSON</b>			
1	<b>1:36.788</b>	+11.065	12:18:17.519
2	<b>1:30.746</b>	+5.023	12:19:48.265
3	<b>1:29.279</b>	+3.556	12:21:17.544
4	<b>1:25.723</b>	-	12:22:43.267
5	<b>1:26.600</b>	+0.877	12:24:09.867
6	<b>1:26.445</b>	+0.722	12:25:36.312
7	<b>1:31.403</b>	+5.680	12:27:07.715
8	<b>1:28.903</b>	+3.180	12:28:36.618
9	<b>1:28.745</b>	+3.022	12:30:05.363
10	<b>1:35.441</b>	+9.718	12:31:40.804

Lap	Lap Tm	Diff	Time of Day
<b>(52) Justin MURPHY</b>			
1	<b>1:47.574</b>	+21.474	12:18:06.775
2	<b>1:34.635</b>	+8.535	12:19:41.410
3	<b>1:28.476</b>	+2.376	12:21:09.886
4	<b>1:28.129</b>	+2.029	12:22:38.015
5	<b>1:27.321</b>	+1.221	12:24:05.336
6	<b>1:26.100</b>	-	12:25:31.436
7	<b>1:26.271</b>	+0.171	12:26:57.707
8	<b>1:27.510</b>	+1.410	12:28:25.217
9	<b>1:27.061</b>	+0.961	12:29:52.278
10	<b>1:26.655</b>	+0.555	12:31:18.933

Lap	Lap Tm	Diff	Time of Day
<b>(69) Andy SHEPHERD</b>			
1	<b>1:35.581</b>	+9.314	12:18:03.940
2	<b>2:35.357</b>	+1:09.090	12:20:39.297
3	<b>5:10.675</b>	+3:44.408	12:25:49.972
4	<b>1:31.734</b>	+5.467	12:27:21.706
5	<b>1:26.281</b>	+0.014	12:28:47.987
6	<b>1:27.344</b>	+1.077	12:30:15.331
7	<b>1:26.267</b>	-	12:31:41.598

Lap	Lap Tm	Diff	Time of Day
<b>(54) Martin HALLIDAY</b>			
1	<b>1:46.106</b>	+19.501	12:18:18.260
2	<b>1:39.453</b>	+12.848	12:19:57.713
3	<b>2:36.107</b>	+1:09.502	12:22:33.820

Lap	Lap Tm	Diff	Time of Day
4	<b>1:29.904</b>	+3.299	12:24:03.724
5	<b>1:26.635</b>	+0.030	12:25:30.359
6	<b>1:26.605</b>	-	12:26:56.964
7	<b>2:53.687</b>	+1:27.082	12:29:50.651
8	<b>1:30.248</b>	+3.643	12:31:20.899

Lap	Lap Tm	Diff	Time of Day
<b>(51) Peter SHAW</b>			
1	<b>1:31.605</b>	+3.158	12:19:42.381
2	<b>1:28.447</b>	-	12:21:10.828
3	<b>1:29.563</b>	+1.116	12:22:40.391
4	<b>1:32.936</b>	+4.489	12:24:13.327
p5	<b>1:46.641</b>	+18.194	12:25:59.968

Lap	Lap Tm	Diff	Time of Day
<b>(27) Chris BURBURY</b>			
1	<b>1:47.811</b>	+19.100	12:18:34.702
2	<b>1:33.128</b>	+4.417	12:20:07.830
3	<b>1:33.992</b>	+5.281	12:21:41.822
4	<b>1:31.111</b>	+2.400	12:23:12.933
5	<b>1:30.144</b>	+1.433	12:24:43.077
6	<b>1:30.198</b>	+1.487	12:26:13.275
7	<b>1:30.273</b>	+1.562	12:27:43.548
8	<b>1:30.973</b>	+2.262	12:29:14.521
9	<b>1:28.711</b>	-	12:30:43.232
10	<b>1:31.886</b>	+3.175	12:32:15.118

Lap	Lap Tm	Diff	Time of Day
<b>(32) Josh SADLER</b>			
1	<b>1:43.720</b>	+14.490	12:18:13.082
2	<b>1:34.724</b>	+5.494	12:19:47.806
3	<b>1:31.115</b>	+1.885	12:21:18.921
4	<b>1:30.050</b>	+0.820	12:22:48.971
5	<b>1:29.797</b>	+0.567	12:24:18.768
6	<b>1:30.301</b>	+1.071	12:25:49.069
7	<b>1:29.424</b>	+0.194	12:27:18.493
8	<b>1:29.230</b>	-	12:28:47.723
9	<b>1:31.074</b>	+1.844	12:30:18.797
10	<b>1:29.934</b>	+0.704	12:31:48.731

Lap	Lap Tm	Diff	Time of Day
<b>(36) Frazer GIBNEY</b>			
1	<b>1:36.550</b>	+6.704	12:17:54.239
2	<b>1:29.846</b>	-	12:19:24.085
3	<b>3:08.414</b>	+1:38.568	12:22:32.499
4	<b>1:51.275</b>	+21.429	12:24:23.774

Lap	Lap Tm	Diff	Time of Day
<b>(3) Martin EDRIDGE</b>			
1	<b>1:44.374</b>	+14.520	12:18:05.429
2	<b>1:32.537</b>	+2.683	12:19:37.966
3	<b>1:31.379</b>	+1.525	12:21:09.345
4	<b>1:29.854</b>	-	12:22:39.199
5	<b>1:31.737</b>	+1.883	12:24:10.936
6	<b>1:30.716</b>	+0.862	12:25:41.652
7	<b>1:32.196</b>	+2.342	12:27:13.848
8	<b>1:31.699</b>	+1.845	12:28:45.547
p9	<b>1:50.240</b>	+20.386	12:30:35.787

Lap	Lap Tm	Diff	Time of Day
<b>(71) Dick COFFEY</b>			
1	<b>1:47.058</b>	+17.085	12:18:07.158
2	<b>1:35.613</b>	+5.640	12:19:42.771
3	<b>1:31.374</b>	+1.401	12:21:14.145
4	<b>1:30.594</b>	+0.621	12:22:44.739
5	<b>1:30.733</b>	+0.760	12:24:15.472
6	<b>1:32.274</b>	+2.301	12:25:47.746

Lap	Lap Tm	Diff	Time of Day
7	<b>1:48.103</b>	+18.130	12:27:35.849
8	<b>1:30.634</b>	+0.661	12:29:06.483
9	<b>1:32.689</b>	+2.716	12:30:39.172
10	<b>1:29.973</b>	-	12:32:09.145

Lap	Lap Tm	Diff	Time of Day
<b>(25) Jim GRANT</b>			
1	<b>1:46.639</b>	+16.637	12:18:11.236
2	<b>1:35.649</b>	+5.647	12:19:46.885
3	<b>1:31.034</b>	+1.032	12:21:17.919
4	<b>1:30.002</b>	-	12:22:47.921
5	<b>1:31.185</b>	+1.183	12:24:19.106
6	<b>1:31.827</b>	+1.825	12:25:50.933
7	<b>1:31.768</b>	+1.766	12:27:22.701
8	<b>1:33.316</b>	+3.314	12:28:56.017

Lap	Lap Tm	Diff	Time of Day
<b>(63) Colin SHARP</b>			
1	<b>1:43.249</b>	+12.842	12:18:21.012
2	<b>1:33.781</b>	+3.374	12:19:54.793
3	<b>1:32.679</b>	+2.272	12:21:27.472
4	<b>1:35.980</b>	+5.573	12:23:03.452
5	<b>1:34.308</b>	+3.901	12:24:37.760
6	<b>1:32.475</b>	+2.068	12:26:10.235
7	<b>1:32.341</b>	+1.934	12:27:42.576
8	<b>1:32.388</b>	+1.981	12:29:14.964
9	<b>1:30.867</b>	+0.460	12:30:45.831
10	<b>1:30.407</b>	-	12:32:16.238

Lap	Lap Tm	Diff	Time of Day
<b>(20) Rory BELL</b>			
1	<b>1:46.239</b>	+15.064	12:18:17.216
2	<b>1:37.377</b>	+6.202	12:19:54.593
3	<b>1:35.277</b>	+4.102	12:21:29.870
4	<b>1:34.952</b>	+3.777	12:23:04.822
5	<b>1:35.471</b>	+4.296	12:24:40.293
6	<b>1:32.084</b>	+0.909	12:26:12.377
7	<b>1:32.182</b>	+1.007	12:27:44.559
8	<b>1:31.193</b>	+0.018	12:29:15.752
9	<b>1:31.612</b>	+0.437	12:30:47.364
10	<b>1:31.175</b>	-	12:32:18.539

Lap	Lap Tm	Diff	Time of Day
<b>(44) David KIRBY</b>			
1	<b>1:46.360</b>	+14.254	12:18:12.487
2	<b>1:39.849</b>	+7.743	12:19:52.336
3	<b>1:34.868</b>	+2.762	12:21:27.204
4	<b>1:37.982</b>	+5.876	12:23:05.186
5	<b>1:37.526</b>	+5.420	12:24:42.712
6	<b>1:37.353</b>	+5.247	12:26:20.065
7	<b>1:34.762</b>	+2.656	12:27:54.827
8	<b>1:33.384</b>	+1.278	12:29:28.211
9	<b>1:32.358</b>	+0.252	12:31:00.569
10	<b>1:32.106</b>	-	12:32:32.675

Lap	Lap Tm	Diff	Time of Day
<b>(15) Mike EAGLES</b>			
1	<b>1:44.245</b>	+11.881	12:18:11.936
2	<b>1:35.350</b>	+2.986	12:19:47.286
3	<b>1:32.364</b>	-	12:21:19.650
4	<b>1:33.713</b>	+1.349	12:22:53.363
p5	<b>1:55.343</b>	+22.979	12:24:48.706

Lap	Lap Tm	Diff	Time of Day
<b>(75) Brian ARCULUS</b>			
1	<b>1:39.542</b>	+7.066	12:18:21.624
2	<b>1:33.937</b>	+1.461	12:19:55.561

# Donington Park Historic Race Meeting

## Historic Road Sports

## Donington Park National 1.957 Miles

### Qualifying

15/04/2007 12:16

### Qualify (15:00 Time)

Lap	Lap Tm	Diff	Time of Day
3	<u>1:32.476</u>	-	12:21:28.037
4	1:35.149	+2.673	12:23:03.186
5	1:33.900	+1.424	12:24:37.086
6	1:35.919	+3.443	12:26:13.005
7	1:34.248	+1.772	12:27:47.253
8	1:35.320	+2.844	12:29:22.573
9	1:34.529	+2.053	12:30:57.102
10	1:35.256	+2.780	12:32:32.358

#### (45) Matthew NEWMAN

1	<u>1:46.180</u>	+12.492	12:18:33.612
2	1:40.509	+6.821	12:20:14.121
3	1:34.642	+0.954	12:21:48.763
4	1:35.202	+1.514	12:23:23.965
5	1:34.669	+0.981	12:24:58.634
6	1:34.614	+0.926	12:26:33.248
7	<u>1:33.688</u>	-	12:28:06.936
8	1:33.708	+0.020	12:29:40.644
9	1:34.172	+0.484	12:31:14.816

#### (22) John FITZGERALD

1	<u>1:42.288</u>	+8.107	12:18:32.010
2	1:35.621	+1.440	12:20:07.631
3	1:37.692	+3.511	12:21:45.323
4	1:34.523	+0.342	12:23:19.846
5	1:34.181	-	12:24:54.027
6	1:34.599	+0.418	12:26:28.626
7	1:35.166	+0.985	12:28:03.792
p8	1:44.788	+10.607	12:29:48.580

#### (87) Bill SMITH

1	<u>1:46.817</u>	+11.997	12:18:37.782
2	1:42.134	+7.314	12:20:19.916
3	1:39.604	+4.784	12:21:59.520
4	1:37.080	+2.260	12:23:36.600
5	1:36.308	+1.488	12:25:12.908
6	1:36.388	+1.568	12:26:49.296
7	1:37.062	+2.242	12:28:26.358
8	1:36.518	+1.698	12:30:02.876
9	1:34.820	-	12:31:37.696

#### (66) Mark HOBLE

1	<u>1:46.441</u>	+10.412	12:18:09.306
2	1:40.940	+4.911	12:19:50.246
3	1:36.901	+0.872	12:21:27.147
4	1:36.029	-	12:23:03.176
5	1:38.994	+2.965	12:24:42.170
6	1:36.105	+0.076	12:26:18.275
7	1:36.523	+0.494	12:27:54.798
8	1:36.509	+0.480	12:29:31.307
9	1:36.156	+0.127	12:31:07.463

#### (26) Melvin FLOYD

1	<u>1:47.996</u>	+10.132	12:18:24.533
2	1:41.956	+4.092	12:20:06.489
3	1:41.292	+3.428	12:21:47.781
4	1:39.510	+1.646	12:23:27.291
5	1:38.710	+0.846	12:25:06.001
6	1:37.864	-	12:26:43.865
7	1:39.777	+1.913	12:28:23.642
8	1:39.766	+1.902	12:30:03.408

Lap	Lap Tm	Diff	Time of Day
9	<u>1:39.376</u>	+1.512	12:31:42.784

#### (98) Nick ASHMAN

1	<u>1:54.196</u>	+14.838	12:18:20.329
2	1:44.082	+4.724	12:20:04.411
3	1:39.596	+0.238	12:21:44.007
4	1:39.610	+0.252	12:23:23.617
5	1:39.371	+0.013	12:25:02.988
6	<u>1:39.358</u>	-	12:26:42.346
7	1:40.709	+1.351	12:28:23.055
8	1:39.874	+0.516	12:30:02.929
9	1:39.493	+0.135	12:31:42.422

#### (34) Mark SHEARS

1	<u>1:48.423</u>	+7.263	12:18:22.684
2	1:42.563	+1.403	12:20:05.247
3	1:44.929	+3.769	12:21:50.176
4	<u>1:41.160</u>	-	12:23:31.336
5	1:42.702	+1.542	12:25:14.038
6	1:42.598	+1.438	12:26:56.636
7	1:41.986	+0.826	12:28:38.622
8	1:44.580	+3.420	12:30:23.202
9	1:41.931	+0.771	12:32:05.133

#### (30) Tim BURRETT

1	<u>1:55.067</u>	+12.080	12:18:36.124
2	1:47.347	+4.360	12:20:23.471
3	1:43.821	+0.834	12:22:07.292
4	<u>1:42.987</u>	-	12:23:50.279
5	1:43.279	+0.292	12:25:33.558
6	1:44.548	+1.561	12:27:18.106
7	1:45.423	+2.436	12:29:03.529
8	1:45.654	+2.667	12:30:49.183
9	1:43.079	+0.092	12:32:32.262

#### (17) Adam SIMMONDS

1	<u>1:53.467</u>	+8.589	12:18:49.251
2	1:44.878	-	12:20:34.129
3	1:45.086	+0.208	12:22:19.215
4	1:44.898	+0.020	12:24:04.113
5	1:45.551	+0.673	12:25:49.664
6	2:34.552	+49.674	12:28:24.216

#### (19) Chris GAWNE

1	<u>1:54.131</u>	+7.233	12:18:43.620
2	1:48.571	+1.673	12:20:32.191
3	1:47.900	+1.002	12:22:20.091
4	1:47.197	+0.299	12:24:07.288
5	<u>1:46.898</u>	-	12:25:54.186
6	1:48.739	+1.841	12:27:42.925
7	1:49.653	+2.755	12:29:32.578
8	1:47.629	+0.731	12:31:20.207

#### (21) Rebecca RUFF

1	<u>1:53.737</u>	+5.838	12:30:54.985
2	1:47.899	-	12:32:42.884



Donington Park Historic Race Meeting

Historic Road Sports

Donington Park National 1.957 Miles

Race 9

15/04/2007 17:30

Race (15:00 Time)

12

[1:37.864]  
[26] Melvin FLOYD

[1:39.358]  
[98] Nick ASHMAN

11

**23**  
[1:34.820]  
[87] Bill SMITH

**24**  
[1:36.029]  
[66] Mark HOBLE

10

**21**  
[1:33.688]  
[45] Matthew NEWMAN

**22**  
[1:34.181]  
[22] John FITZGERALD

9

**19**  
[1:32.364]  
[15] Mike EAGLES

**20**  
[1:32.476]  
[75] Brian ARCULUS

8

**17**  
[1:31.175]  
[20] Rory BELL

**18**  
[1:32.106]  
[44] David KIRBY

7

**15**  
[1:30.002]  
[25] Jim GRANT

**16**  
[1:30.407]  
[63] Colin SHARP

6

**13**  
[1:29.854]  
[3] Martin EDRIDGE

**14**  
[1:29.973]  
[71] Dick COFFEY

5

**11**  
[1:29.230]  
[32] Josh SADLER

**12**  
[1:29.846]  
[36] Frazer GIBNEY

4

**9**  
[1:28.447]  
[51] Peter SHAW

**10**  
[1:28.711]  
[27] Chris BURBURY

3

**7**  
[1:26.267]  
[69] Andy SHEPHERD

**8**  
[1:26.605]  
[54] Martin HALLIDAY

2

**5**  
[1:25.723]  
[92] James PATERSON

**6**  
[1:26.100]  
[52] Justin MURPHY

1

**3**  
[1:22.914]  
[2] Robert BARRIE

**4**  
[1:24.813]  
[1] David RANDALL

**1**

**2**

Donington Park Historic Race Meeting

Historic Road Sports

Donington Park National 1.957 Miles

Race 9

15/04/2007 17:30

Race (15:00 Time)

15

[1:47.899]  
[21] Rebecca RUFF

14

**29**  
[1:44.878]  
[17] Adam SIMMONDS

13

**27**  
[1:41.160]  
[34] Mark SHEARS

[1:46.898]  
[19] Chris GAWNE

**28**  
[1:42.987]  
[30] Tim BURRETT

**25**

**26**

# Donington Park Historic Race Meeting

Sorted on Laps

Historic Road Sports

Donington Park National 1.957 Miles

Race 9

15/04/2007 18:11

Race (15:00 Time)

Pos	No.	Class	Name	Car	Laps	Total Tm	Avg. Speed	Diff	Gap	Best Tm	In Lap	Best Spd
1	92	A - HRSP	James PATERSON	Morgan Plus 8	11	15:48.380	81.728	-	-	1:25.177	8	82.725
2	1	C - HRSP	David RANDALL	Ginetta G4	11	15:59.999	80.739	+11.619	+11.619	1:25.218	6	82.685
3	54	C - HRSP	Martin HALLIDAY	Lotus Seven S3	11	16:02.856	80.499	+14.476	+2.857	1:26.174	3	81.768
4	69	C - HRSP	Andy SHEPHERD	Lotus Seven S2	11	16:04.776	80.339	+16.396	+1.920	1:25.081	9	82.818
5	32	E - HRSP	Josh SADLER	Ginetta G4	11	16:19.590	79.124	+31.210	+14.814	1:27.869	7	80.191
6	2	D - HRSP	Robert BARRIE	Porsche 911	11	16:23.344	78.822	+34.964	+3.754	1:27.897	7	80.165
7	27	B - HRSP	Chris BURBURY	Triumph TR5	11	16:33.493	78.017	+45.113	+10.149	1:28.434	7	79.678
8	71	E - HRSP	Dick COFFEY	Turner Mk1	11	16:49.300	76.795	+1:00.920	+15.807	1:30.663	2	77.719
9	3	A - HRSP	Martin EDRIDGE	Ford Mustang	11	16:57.056	76.209	+1:08.676	+7.756	1:30.479	5	77.878
10	20	B - HRSP	Rory BELL	Triumph TR5	11	17:03.449	75.733	+1:15.069	+6.393	1:31.051	4	77.388
11	51	C - HRSP	Peter SHAW	Lotus Elan	11	17:06.177	75.532	+1:17.797	+2.728	1:28.907	4	79.255
12	25	C - HRSP	Jim GRANT	Lotus Elan	11	17:06.800	75.486	+1:18.420	+0.623	1:31.659	5	76.875
13	63	B - HRSP	Colin SHARP	Triumph TR4A	11	17:07.238	75.454	+1:18.858	+0.438	1:31.316	11	77.164
14	68	C - HRSP	Oliver PHILLIPS	Lotus 7	11	17:08.268	75.378	+1:19.888	+1.030	1:31.883	11	76.688
15	75	E - HRSP	Brian ARCULUS	Lotus Elite	10	15:57.611	73.582	1 Lap	1 Lap	1:33.718	10	75.186
16	45	D - HRSP	Matthew NEWMAN	Alfa Romeo GTV	10	15:59.933	73.404	+2.322	+2.322	1:34.671	10	74.429
17	87	C - HRSP	Bill SMITH	Marcos 1600GT	10	16:14.894	72.277	+17.283	+14.961	1:34.889	10	74.258
18	66	B - HRSP	Mark HOBLE	Morgan Plus 4	10	16:18.187	72.034	+20.576	+3.293	1:35.983	5	73.412
19	26	D - HRSP	Melvin FLOYD	Fiat 124 Sports C	10	16:31.201	71.088	+33.590	+13.014	1:37.278	7	72.434
20	98	F - HRSP	Nick ASHMAN	MG TF	10	16:36.182	70.733	+38.571	+4.981	1:36.500	3	73.018
21	34	B - HRSP	Mark SHEARS	Morgan Plus 4	10	16:51.900	69.634	+54.289	+15.718	1:38.232	3	71.731
22	30	F - HRSP	Tim BURRETT	Lancia Aurelia B2	10	17:22.321	67.602	+1:24.710	+30.421	1:41.940	10	69.122
23	19	F - HRSP	Chris GAWNE	Lancia Aurelia B2	9	16:13.284	65.157	2 Laps	1 Lap	1:46.321	3	66.274
24	21	D - HRSP	Rebecca RUFF	Porsche 911	9	16:31.207	63.979	+17.923	+17.923	1:45.582	3	66.738

Not classified (80% = 8 Laps)

DNF	52	B - HRSP	Justin MURPHY	Milano GT Mk1	8	12:16.960	76.490	-	-	1:27.016	5	80.977
DNF	36	C - HRSP	Frazer GIBNEY	Lotus Elan S2	6	8:52.426	79.406	-	-	1:26.544	5	81.418
DNF	17	A - HRSP	Adam SIMMONDS	Ford Mustang	6	10:15.334	68.707	-	-	1:36.407	5	73.089

Margin of Victory	Avg. Speed	Best Lap Tm	Best Spd	Best Lap by
+11.619	81.728	1:25.081	82.818	[69] Andy SHEPHERD

Printed: 15/04/2007 18:28:26

Licensed to: MST Sports Timing Ltd

Chief Timekeeper

Orbits 3

Clerk of Course

www.amb-it.com

www.mylaps.com

Historic Road Sports

Donington Park National 1.957 Miles

Race 9

15/04/2007 18:11

Race (15:00 Time)

Competitors	Laps											
	1	2	3	4	5	6	7	8	9	10	11	
James PATERSON (92)	1	92	92	92	92	92	92	92	92	92	92	92
David RANDALL (1)	2	1	1	1	1	1	1	1	1	1	1	1
Justin MURPHY (52)	3	52	52	52	52	52	54	54	54	54	54	54
Martin HALLIDAY (54)	4	54	54	54	54	54	52	69	69	69	69	69
Peter SHAW (51)	5	51	36	36	36	36	69	32	32	32	32	32
Frazer GIBNEY (36)	6	36	2	69	69	69	32	2	2	2	2	2
Andy SHEPHERD (69)	7	69	69	2	2	32	32	2	27	27	27	27
Robert BARRIE (2)	8	2	32	32	32	2	2	27	71	71	71	71
Josh SADLER (32)	9	32	27	27	27	27	71	52	3	3	3	3
Chris BURBURY (27)	10	27	51	51	51	51	51	51	51	51	20	20
Dick COFFEY (71)	11	71	71	71	71	71	3	3	20	20	51	51
Martin EDRIDGE (3)	12	3	3	3	3	3	20	20	25	25	25	25
Jim GRANT (25)	13	25	25	25	25	20	63	25	63	63	63	63
Colin SHARP (63)	14	63	63	63	63	20	25	25	63	68	68	68
Oliver PHILLIPS (68)	15	68	68	68	68	63	63	68	68	75	75	75
Rory BELL (20)	16	20	20	20	20	68	68	75	75	45	45	45
Brian ARCULUS (75)	17	75	75	75	75	75	45	45	87	87	87	87
Matthew NEWMAN (45)	18	45	45	45	45	45	45	87	87	66	66	66
Mark HOBLE (66)	19	66	66	66	66	66	66	66	66	26	26	26
Bill SMITH (87)	20	87	87	87	87	87	26	26	98	98	98	98
Melvin FLOYD (26)	21	26	26	26	26	26	98	98	34	34	34	34
Mark SHEARS (34)	22	34	98	98	98	98	34	34	30	30	30	30
Nick ASHMAN (98)	23	98	34	34	34	17	34	30	30	19	19	19
Tim BURRETT (30)	24	30	17	17	17	34	17	19	19	21	21	21
Adam SIMMONDS (17)	25	17	30	30	30	30	21	21	21	21	21	21
Chris GAWNE (19)	26	19	19	19	19	19	19	19	19	19	19	19
Rebecca RUFF (21)	27	21	21	21	21	21	21	21	21	21	21	21

# Donington Park Historic Race Meeting

## Historic Road Sports

## Donington Park National 1.957 Miles

### Race 9

15/04/2007 18:11

### Race (15:00 Time)

Lap	Lap Tm	Diff	Time of Day
<b>(92) James PATERSON</b>			
1	-:--		18:12:11.071
2	<b>1:26.176</b>	+0.999	18:13:37.247
3	<b>1:26.967</b>	+1.790	18:15:04.214
4	<b>1:26.054</b>	+0.877	18:16:30.268
5	<b>1:25.613</b>	+0.436	18:17:55.881
6	<b>1:25.667</b>	+0.490	18:19:21.548
7	<b>1:25.185</b>	+0.008	18:20:46.733
8	<b>1:25.177</b>	-	18:22:11.910
9	<b>1:25.492</b>	+0.315	18:23:37.402
10	<b>1:27.436</b>	+2.259	18:25:04.838
11	<b>1:26.649</b>	+1.472	18:26:31.487

Lap	Lap Tm	Diff	Time of Day
<b>(1) David RANDALL</b>			
1	-:--		18:12:11.773
2	<b>1:26.453</b>	+1.235	18:13:38.226
3	<b>1:26.196</b>	+0.978	18:15:04.422
4	<b>1:26.341</b>	+1.123	18:16:30.763
5	<b>1:25.906</b>	+0.688	18:17:56.669
6	<b>1:25.218</b>	-	18:19:21.887
7	<b>1:27.176</b>	+1.958	18:20:49.063
8	<b>1:32.155</b>	+6.937	18:22:21.218
9	<b>1:28.424</b>	+3.206	18:23:49.642
10	<b>1:26.903</b>	+1.685	18:25:16.545
11	<b>1:26.561</b>	+1.343	18:26:43.106

Lap	Lap Tm	Diff	Time of Day
<b>(54) Martin HALLIDAY</b>			
1	-:--		18:12:14.519
2	<b>1:28.020</b>	+1.846	18:13:42.539
3	<b>1:26.174</b>	-	18:15:08.713
4	<b>1:26.865</b>	+0.691	18:16:35.578
5	<b>1:26.993</b>	+0.819	18:18:02.571
6	<b>1:27.382</b>	+1.208	18:19:29.953
7	<b>1:28.234</b>	+2.060	18:20:58.187
8	<b>1:27.390</b>	+1.216	18:22:25.577
9	<b>1:27.062</b>	+0.888	18:23:52.639
10	<b>1:27.121</b>	+0.947	18:25:19.760
11	<b>1:26.203</b>	+0.029	18:26:45.963

Lap	Lap Tm	Diff	Time of Day
<b>(69) Andy SHEPHERD</b>			
1	-:--		18:12:16.745
2	<b>1:30.413</b>	+5.332	18:13:47.158
3	<b>1:26.719</b>	+1.638	18:15:13.877
4	<b>1:26.529</b>	+1.448	18:16:40.406
5	<b>1:26.775</b>	+1.694	18:18:07.181
6	<b>1:28.528</b>	+3.447	18:19:35.709
7	<b>1:26.722</b>	+1.641	18:21:02.431
8	<b>1:26.699</b>	+1.618	18:22:29.130
9	<b>1:25.081</b>	-	18:23:54.211
10	<b>1:26.344</b>	+1.263	18:25:20.555
11	<b>1:27.328</b>	+2.247	18:26:47.883

Lap	Lap Tm	Diff	Time of Day
<b>(32) Josh SADLER</b>			
1	-:--		18:12:17.619
2	<b>1:30.270</b>	+2.401	18:13:47.889
3	<b>1:29.399</b>	+1.530	18:15:17.288
4	<b>1:28.017</b>	+0.148	18:16:45.305
5	<b>1:28.661</b>	+0.792	18:18:13.966
6	<b>1:28.083</b>	+0.214	18:19:42.049
7	<b>1:27.869</b>	-	18:21:09.918
8	<b>1:28.419</b>	+0.550	18:22:38.337
9	<b>1:27.890</b>	+0.021	18:24:06.227
10	<b>1:28.111</b>	+0.242	18:25:34.338
11	<b>1:28.359</b>	+0.490	18:27:02.697

Lap	Lap Tm	Diff	Time of Day
<b>(2) Robert BARRIE</b>			
1	-:--		18:12:17.127
2	<b>1:29.833</b>	+1.936	18:13:46.960
3	<b>1:29.608</b>	+1.711	18:15:16.568
4	<b>1:28.435</b>	+0.538	18:16:45.003
5	<b>1:29.788</b>	+1.891	18:18:14.791
6	<b>1:28.200</b>	+0.303	18:19:42.991
7	<b>1:27.897</b>	-	18:21:10.888
8	<b>1:28.386</b>	+0.489	18:22:39.274
9	<b>1:27.981</b>	+0.084	18:24:07.255
10	<b>1:29.911</b>	+2.014	18:25:37.166
11	<b>1:29.285</b>	+1.388	18:27:06.451

Lap	Lap Tm	Diff	Time of Day
<b>(27) Chris BURBURY</b>			
1	-:--		18:12:18.198
2	<b>1:30.176</b>	+1.742	18:13:48.374
3	<b>1:29.463</b>	+1.029	18:15:17.837
4	<b>1:28.467</b>	+0.033	18:16:46.304
5	<b>1:28.813</b>	+0.379	18:18:15.117
6	<b>1:30.007</b>	+1.573	18:19:45.124
7	<b>1:28.434</b>	-	18:21:13.558
8	<b>1:29.766</b>	+1.332	18:22:43.324
9	<b>1:29.610</b>	+1.176	18:24:12.934
10	<b>1:31.371</b>	+2.937	18:25:44.305
11	<b>1:32.295</b>	+3.861	18:27:16.600

Lap	Lap Tm	Diff	Time of Day
<b>(71) Dick COFFEY</b>			
1	-:--		18:12:18.637
2	<b>1:30.663</b>	-	18:13:49.300
3	<b>1:31.546</b>	+0.883	18:15:20.846
4	<b>1:30.695</b>	+0.032	18:16:51.541
5	<b>1:30.723</b>	+0.060	18:18:22.264
6	<b>1:30.781</b>	+0.118	18:19:53.045
7	<b>1:32.367</b>	+1.704	18:21:25.412
8	<b>1:31.352</b>	+0.689	18:22:56.764
9	<b>1:32.959</b>	+2.296	18:24:29.723
10	<b>1:31.792</b>	+1.129	18:26:01.515
11	<b>1:30.892</b>	+0.229	18:27:32.407

Lap	Lap Tm	Diff	Time of Day
<b>(3) Martin EDRIDGE</b>			
1	-:--		18:12:22.101
2	<b>1:31.894</b>	+1.415	18:13:53.995
3	<b>1:31.766</b>	+1.287	18:15:25.761
4	<b>1:31.157</b>	+0.678	18:16:56.918
5	<b>1:30.479</b>	-	18:18:27.397
6	<b>1:30.844</b>	+0.365	18:19:58.241
7	<b>1:32.563</b>	+2.084	18:21:30.804
8	<b>1:31.308</b>	+0.829	18:23:02.112
9	<b>1:32.013</b>	+1.534	18:24:34.125
10	<b>1:33.254</b>	+2.775	18:26:07.379
11	<b>1:32.784</b>	+2.305	18:27:40.163

Lap	Lap Tm	Diff	Time of Day
<b>(20) Rory BELL</b>			
1	-:--		18:12:25.543
2	<b>1:33.010</b>	+1.959	18:13:58.553
3	<b>1:31.943</b>	+0.892	18:15:30.496
4	<b>1:31.051</b>	-	18:17:01.547
5	<b>1:31.445</b>	+0.394	18:18:32.992
6	<b>1:32.245</b>	+1.194	18:20:05.237
7	<b>1:32.468</b>	+1.417	18:21:37.705
8	<b>1:34.723</b>	+3.672	18:23:12.428
9	<b>1:31.485</b>	+0.434	18:24:43.913
10	<b>1:31.123</b>	+0.072	18:26:15.036
11	<b>1:31.520</b>	+0.469	18:27:46.556

Lap	Lap Tm	Diff	Time of Day
<b>(51) Peter SHAW</b>			

Lap	Lap Tm	Diff	Time of Day
1	-:--		18:12:14.736
2	<b>1:34.012</b>	+5.105	18:13:48.748
3	<b>1:29.963</b>	+1.056	18:15:18.711
4	<b>1:28.907</b>	-	18:16:47.618
5	<b>1:29.620</b>	+0.713	18:18:17.238
6	<b>1:32.323</b>	+3.416	18:19:49.561
7	<b>1:37.569</b>	+8.662	18:21:27.130
8	<b>1:34.121</b>	+5.214	18:23:01.251
9	<b>1:36.036</b>	+7.129	18:24:37.287
10	<b>1:36.627</b>	+7.720	18:26:13.914
11	<b>1:35.370</b>	+6.463	18:27:49.284

Lap	Lap Tm	Diff	Time of Day
<b>(25) Jim GRANT</b>			
1	-:--		18:12:22.888
2	<b>1:32.054</b>	+0.395	18:13:54.942
3	<b>1:32.341</b>	+0.682	18:15:27.283
4	<b>1:32.710</b>	+1.051	18:16:59.993
5	<b>1:31.659</b>	-	18:18:31.652
6	<b>1:34.131</b>	+2.472	18:20:05.783
7	<b>1:33.521</b>	+1.862	18:21:39.304
8	<b>1:33.918</b>	+2.259	18:23:13.222
9	<b>1:32.442</b>	+0.783	18:24:45.664
10	<b>1:32.470</b>	+0.811	18:26:18.134
11	<b>1:31.773</b>	+0.114	18:27:49.907

Lap	Lap Tm	Diff	Time of Day
<b>(63) Colin SHARP</b>			
1	-:--		18:12:23.572
2	<b>1:32.175</b>	+0.859	18:13:55.747
3	<b>1:31.795</b>	+0.479	18:15:27.542
4	<b>1:33.204</b>	+1.888	18:17:00.746
5	<b>1:32.428</b>	+1.112	18:18:33.174
6	<b>1:33.320</b>	+2.004	18:20:06.494
7	<b>1:32.049</b>	+0.733	18:21:38.543
8	<b>1:34.962</b>	+3.646	18:23:13.505
9	<b>1:32.631</b>	+1.315	18:24:46.136
10	<b>1:32.893</b>	+1.577	18:26:19.029
11	<b>1:31.316</b>	-	18:27:50.345

Lap	Lap Tm	Diff	Time of Day
<b>(68) Oliver PHILLIPS</b>			
1	-:--		18:12:24.563
2	<b>1:32.119</b>	+0.236	18:13:56.682
3	<b>1:32.138</b>	+0.255	18:15:28.820
4	<b>1:32.240</b>	+0.357	18:17:01.060
5	<b>1:32.381</b>	+0.498	18:18:33.441
6	<b>1:33.613</b>	+1.730	18:20:07.054
7	<b>1:33.182</b>	+1.299	18:21:40.236
8	<b>1:33.473</b>	+1.590	18:23:13.709
9	<b>1:32.944</b>	+1.061	18:24:46.653
10	<b>1:32.839</b>	+0.956	18:26:19.492
11	<b>1:31.883</b>	-	18:27:51.375

Lap	Lap Tm	Diff	Time of Day
<b>(75) Brian ARCULUS</b>			
1	-:--		18:12:26.876
2	<b>1:34.570</b>	+0.852	18:14:01.446
3	<b>1:34.247</b>	+0.529	18:15:35.693
4	<b>1:35.282</b>	+1.564	18:17:10.975
5	<b>1:34.514</b>	+0.796	18:18:45.489
6	<b>1:35.214</b>	+1.496	18:20:20.703
7	<b>1:35.586</b>	+1.868	18:21:56.289
8	<b>1:35.661</b>	+1.943	18:23:31.950
9	<b>1:35.050</b>	+1.332	18:25:07.000
10	<b>1:33.718</b>	-	18:26:40.718

Lap	Lap Tm	Diff	Time of Day
<b>(45) Matthew NEWMAN</b>			
1	-:--		18:12:27.262
2	<b>1:35.994</b>	+1.323	18:14:03.256

# Donington Park Historic Race Meeting

## Historic Road Sports

## Donington Park National 1.957 Miles

### Race 9

15/04/2007 18:11

### Race (15:00 Time)

Lap	Lap Tm	Diff	Time of Day
3	1:34.885	+0.214	18:15:38.141
4	1:35.072	+0.401	18:17:13.213
5	1:34.872	+0.201	18:18:48.085
6	1:34.787	+0.116	18:20:22.872
7	1:34.889	+0.218	18:21:57.761
8	1:35.405	+0.734	18:23:33.166
9	1:35.203	+0.532	18:25:08.369
10	1:34.671	-	18:26:43.040

#### (87) Bill SMITH

1	-:---		18:12:28.379
2	1:38.129	+3.240	18:14:06.508
3	1:37.299	+2.410	18:15:43.807
4	1:38.093	+3.204	18:17:21.900
5	1:35.877	+0.988	18:18:57.777
6	1:36.629	+1.740	18:20:34.406
7	1:36.934	+2.045	18:22:11.340
8	1:35.091	+0.202	18:23:46.431
9	1:36.681	+1.792	18:25:23.112
10	1:34.889	-	18:26:58.001

#### (66) Mark HOBLE

1	-:---		18:12:28.213
2	1:38.243	+2.260	18:14:06.456
3	1:37.164	+1.181	18:15:43.620
4	1:38.122	+2.139	18:17:21.742
5	1:35.983	-	18:18:57.725
6	1:36.580	+0.597	18:20:34.305
7	1:37.131	+1.148	18:22:11.436
8	1:36.221	+0.238	18:23:47.657
9	1:36.974	+0.991	18:25:24.631
10	1:36.663	+0.680	18:27:01.294

#### (26) Melvin FLOYD

1	-:---		18:12:29.870
2	1:38.468	+1.190	18:14:08.338
3	1:38.047	+0.769	18:15:46.385
4	1:38.600	+1.322	18:17:24.985
5	1:38.662	+1.384	18:19:03.647
6	1:37.286	+0.008	18:20:40.933
7	1:37.278	-	18:22:18.211
8	1:38.771	+1.493	18:23:56.982
9	1:38.991	+1.713	18:25:35.973
10	1:38.335	+1.057	18:27:14.308

#### (98) Nick ASHMAN

1	-:---		18:12:31.594
2	1:39.564	+3.064	18:14:11.158
3	1:36.500	-	18:15:47.658
4	1:37.676	+1.176	18:17:25.334
5	1:38.852	+2.352	18:19:04.186
6	1:37.262	+0.762	18:20:41.448
7	1:40.708	+4.208	18:22:22.156
8	1:39.482	+2.982	18:24:01.638
9	1:39.309	+2.809	18:25:40.947
10	1:38.342	+1.842	18:27:19.289

#### (34) Mark SHEARS

1	-:---		18:12:30.936
2	1:41.208	+2.976	18:14:12.144
3	1:38.232	-	18:15:50.376
4	1:41.712	+3.480	18:17:32.088
5	1:39.811	+1.579	18:19:11.899
6	1:40.287	+2.055	18:20:52.186
7	1:41.089	+2.857	18:22:33.275
8	1:40.935	+2.703	18:24:14.210

Lap	Lap Tm	Diff	Time of Day
9	1:40.442	+2.210	18:25:54.652
10	1:40.355	+2.123	18:27:35.007

#### (30) Tim BURRETT

1	-:---		18:12:34.300
2	1:43.251	+1.311	18:14:17.551
3	1:42.651	+0.711	18:16:00.202
4	1:43.058	+1.118	18:17:43.260
5	1:42.229	+0.289	18:19:25.489
6	1:44.298	+2.358	18:21:09.787
7	1:43.451	+1.511	18:22:53.238
8	1:45.936	+3.996	18:24:39.174
9	1:44.314	+2.374	18:26:23.488
10	1:41.940	-	18:28:05.428

#### (19) Chris GAWNE

1	-:---		18:12:37.371
2	1:46.670	+0.349	18:14:24.041
3	1:46.321	-	18:16:10.362
4	1:48.724	+2.403	18:17:59.086
5	1:47.549	+1.228	18:19:46.635
6	1:47.272	+0.951	18:21:33.907
7	1:47.620	+1.299	18:23:21.527
8	1:48.327	+2.006	18:25:09.854
9	1:46.537	+0.216	18:26:56.391

#### (21) Rebecca RUFF

1	-:---		18:12:40.360
2	1:47.718	+2.136	18:14:28.078
3	1:45.582	-	18:16:13.660
4	1:48.314	+2.732	18:18:01.974
5	1:51.399	+5.817	18:19:53.373
6	1:55.471	+9.889	18:21:48.844
7	1:46.673	+1.091	18:23:35.517
8	1:48.686	+3.104	18:25:24.203
9	1:50.111	+4.529	18:27:14.314

#### (52) Justin MURPHY

1	-:---		18:12:12.571
2	1:27.785	+0.769	18:13:40.356
3	1:27.429	+0.413	18:15:07.785
4	1:27.182	+0.166	18:16:34.967
5	1:27.016	-	18:18:01.983
6	1:27.509	+0.493	18:19:29.492
7	1:31.761	+4.745	18:21:01.253
p8	1:58.814	+31.798	18:23:00.067

#### (36) Frazer GIBNEY

1	-:---		18:12:14.737
2	1:30.386	+3.842	18:13:45.123
3	1:27.861	+1.317	18:15:12.984
4	1:26.748	+0.204	18:16:39.732
5	1:26.544	-	18:18:06.276
6	1:29.257	+2.713	18:19:35.533

#### (17) Adam SIMMONDS

1	-:---		18:12:36.053
2	1:40.092	+3.685	18:14:16.145
3	1:40.065	+3.658	18:15:56.210
4	1:38.711	+2.304	18:17:34.921
5	1:36.407	-	18:19:11.328
p6	1:47.113	+10.706	18:20:58.441